Date Reported:
16-May-12

SPECTRUM ANALYTICAL, INC.
Featuring
HANIBAL TECHNOLOGY

☑ Final Report
☐ Re-Issued Report
☐ Revised Report

Laboratory Report

Oneida Total Integrated Enterprises
1220 Kennestone Circle, Suite 106
Marietta, GA 30066

Project # 3505892
Project: OTIE-Five Mile Creek / Site 1392

Attn: Limari Krebs

Laboratory ID	Client Sample ID	Matrix	Date Sampled	Date Received
350589201	EPAFMC-SD-30	S	26-Apr-12 9:55	27-Apr-12 9:45
350589202	EPAFMC-SW-01R	W	26-Apr-12 9:08	27-Apr-12 9:45
350589203	EPAFMC-SW-03R	W	26-Apr-12 9:13	27-Apr-12 9:45
350589204	EPAFMC-SW-04	W	26-Apr-12 9:40	27-Apr-12 9:45
350589205	EPAFMC-PB-01	W	26-Apr-12 11:00	27-Apr-12 9:45

The samples were analyzed for the methods listed on the attached table of contents. See the attached data tables for results.

Soil samples are reported on dry weight basis, unless otherwise noted.

Submitted material will be retained for 30 days unless otherwise requested by client or consumed in analysis.

I attest that the information contained within the report has been reviewed for accuracy and checked against the quality control requirements for each method. The results relate only to the samples(s) as received. This report may not be reproduced, except in full, without written approval from Spectrum Analytical.

All applicable NELAC or USEPA CLP requirments have been meet unless noted in the case narrative.

Spectrum Analytical is accredited under the National Environmental Laboratory Approval Program (NELAP) and is certified by several States, as well as USEPA and US Department of Defense. The current list of our laboratory approvals and certifications is available on the Certifications page on our web site at www.spectrum-analytical.com.

Florida	E84207
Texas	T104704408-11
South Carolina	96011001
North Dakota	R-178
California	07253CA
Louisiana	02025
Kansas	E-10385
Arkansas	11-036-1

LABORATORY ACCREDITATION BUREAU ACCREDITED
Certificate # L2259 Testing

Respectfully Submitted,

Brian Spann
Laboratory Director
Spectrum Analytical, Inc. Florida Division

Table of Contents

Organics 7

8270 SIM Semi-Volatile Organics 10

8270 SIM Sample Data 17

8270 SIM QC Summary 22

8270 SIM Standards Data 40

8270 Semi-Volatile Organics 46

8270 Sample Data 51

8270 QC Summary 64

8270 Standards Data 95

8082 PCB Organics 118

8082 Sample Data 132

8082 QC Summary 137

8082 Standards Data 149

Inorganics 167

Metals Data Package 170

Metals Inorganic Sample Data 181

Metals Inorganic QC Summary Data 192

Wet Chemistry Data Package 257

Wetchem_TOCS Inorganic Sample Data 261

Wetchem_TOCS Inorganic QC Summary Data 263

Hardness Data Package 272

Wetchem_har Inorganic Sample Data 275

Wetchem_har Inorganic QC Summary Data 280

Chain of Custody Documentation 284

Addendum 297

Appendix 446

Raw Data Method 8270 SIM 447

Raw Data Method 8270 570

Raw Data Method 8082 2614

Raw Data Inorganics/6010 2685

Raw Data Inorganics/7470/7471 2778

Raw Data Inorganics/7841 2863

Table of Contents

Raw Data Inorganics/Wet Chemistry 2881
End of Report 2896

EXECUTIVE SUMMARY - Detection Highlights

3505892

SAMPLE ID: EPAFMC-PB-01

PARAMETER	RESULT	REPORTING LIMIT	UNITS	ANALYTICAL METHOD
Hardness	0.340 J	1.00	mg/L	A2340B
Beryllium	0.129 J	5.00	UG/L	SW6010B
Calcium	120	100	UG/L	SW6010B
Manganese	2.79 J	10.0	UG/L	SW6010B
Mercury	0.0527 J	0.200	UG/L	SW7470A

SAMPLE ID: EPAFMC-SD-30

PARAMETER	RESULT	REPORTING LIMIT	UNITS	ANALYTICAL METHOD
Aluminum	5300	6.24	MG/KG	SW6010B
Arsenic	9.57	0.624	MG/KG	SW6010B
Barium	39.9	0.312	MG/KG	SW6010B
Beryllium	0.818	0.312	MG/KG	SW6010B
Chromium	32.7	0.312	MG/KG	SW6010B
Cobalt	4.17	0.312	MG/KG	SW6010B
Copper	6.20	0.312	MG/KG	SW6010B
Iron	21800	3.12	MG/KG	SW6010B
Lead	6.01	0.499	MG/KG	SW6010B
Magnesium	1630	6.24	MG/KG	SW6010B
Nickel	4.52	0.312	MG/KG	SW6010B
Potassium	605	31.2	MG/KG	SW6010B
Sodium	80.4	18.7	MG/KG	SW6010B
Thallium	0.479 J	0.624	MG/KG	SW6010B
Vanadium	33.0	0.312	MG/KG	SW6010B
Zinc	21.5	0.624	MG/KG	SW6010B
Mercury	0.0152	0.0151	MG/KG	SW7471A
2-Methylnaphthalene	2.40 J	3.1	UG/KG	SW8270D-SIM
Anthracene	4.90	3.1	UG/KG	SW8270D-SIM
Benzo(a)anthracene	56.0	3.1	UG/KG	SW8270D-SIM
Benzo(a)pyrene	62.4	3.1	UG/KG	SW8270D-SIM
Benzo(b)fluoranthene	94.9	3.1	UG/KG	SW8270D-SIM
Benzo(g,h,i)perylene	35.7	3.1	UG/KG	SW8270D-SIM
Benzo(k)fluoranthene	24.4	3.1	UG/KG	SW8270D-SIM
Chrysene	44.2	3.1	UG/KG	SW8270D-SIM
Dibenzo(a,h)anthracene	10.5	3.1	UG/KG	SW8270D-SIM

160512 1640

EXECUTIVE SUMMARY - Detection Highlights

3505892

Fluoranthene	96.7	3.1	UG/KG	SW8270D-SIM
Indeno(1,2,3-cd)pyrene	32.8	3.1	UG/KG	SW8270D-SIM
Naphthalene	2.00 J	3.1	UG/KG	SW8270D-SIM
Phenanthrene	24.6	3.1	UG/KG	SW8270D-SIM
Pyrene	66.0	3.1	UG/KG	SW8270D-SIM
TOC	1820	396	MG/KG	SW9060

SAMPLE ID: EPAFMC-SD-30DL1

PARAMETER	RESULT	REPORTING LIMIT	UNITS	ANALYTICAL METHOD
Calcium	30400	31.2	MG/KG	SW6010B
Manganese	549	1.56	MG/KG	SW6010B

SAMPLE ID: EPAFMC-SW-01R

PARAMETER	RESULT	REPORTING LIMIT	UNITS	ANALYTICAL METHOD
Hardness	188	1.00	mg/L	A2340B
Aluminum	78.7 J	100	UG/L	SW6010B
Arsenic	6.47 J	10.0	UG/L	SW6010B
Barium	33.8	10.0	UG/L	SW6010B
Beryllium	0.171 J	5.00	UG/L	SW6010B
Calcium	41700	100	UG/L	SW6010B
Chromium	1.58 J	10.0	UG/L	SW6010B
Iron	126	50.0	UG/L	SW6010B
Magnesium	20400	100	UG/L	SW6010B
Manganese	60.8	10.0	UG/L	SW6010B
Potassium	1130	500	UG/L	SW6010B
Selenium	6.67 J	20.0	UG/L	SW6010B
Sodium	24200	300	UG/L	SW6010B
Vanadium	0.712 J	10.0	UG/L	SW6010B
Zinc	5.83 J	20.0	UG/L	SW6010B
Mercury	0.0515 J	0.200	UG/L	SW7470A
Fluoranthene	0.0310 J	0.051	UG/L	SW8270D-SIM
Naphthalene	0.0380 J	0.051	UG/L	SW8270D-SIM
Phenanthrene	0.0300 J	0.051	UG/L	SW8270D-SIM

160512 1640

EXECUTIVE SUMMARY - Detection Highlights

3505892

SAMPLE ID: EPAFMC-SW-03R

PARAMETER	RESULT	REPORTING LIMIT	UNITS	ANALYTICAL METHOD
Hardness	197	1.00	mg/L	A2340B
Aluminum	63.2 J	100	UG/L	SW6010B
Barium	35.6	10.0	UG/L	SW6010B
Beryllium	0.132 J	5.00	UG/L	SW6010B
Calcium	44000	100	UG/L	SW6010B
Chromium	2.02 J	10.0	UG/L	SW6010B
Iron	125	50.0	UG/L	SW6010B
Magnesium	21200	100	UG/L	SW6010B
Manganese	75.8	10.0	UG/L	SW6010B
Potassium	1160	500	UG/L	SW6010B
Selenium	5.78 J	20.0	UG/L	SW6010B
Sodium	25300	300	UG/L	SW6010B
Vanadium	0.615 J	10.0	UG/L	SW6010B
Zinc	7.05 J	20.0	UG/L	SW6010B
Mercury	0.0560 J	0.200	UG/L	SW7470A
Benzo(a)anthracene	0.0210 J	0.051	UG/L	SW8270D-SIM
Benzo(b)fluoranthene	0.0230 J	0.051	UG/L	SW8270D-SIM
Fluoranthene	0.0320 J	0.051	UG/L	SW8270D-SIM
Naphthalene	0.0430 J	0.051	UG/L	SW8270D-SIM
Phenanthrene	0.0290 J	0.051	UG/L	SW8270D-SIM
Pyrene	0.0210 J	0.051	UG/L	SW8270D-SIM

SAMPLE ID: EPAFMC-SW-04

PARAMETER	RESULT	REPORTING LIMIT	UNITS	ANALYTICAL METHOD
Hardness	191	1.00	mg/L	A2340B
Aluminum	58.9 J	100	UG/L	SW6010B
Barium	30.9	10.0	UG/L	SW6010B
Beryllium	0.143 J	5.00	UG/L	SW6010B
Calcium	41400	100	UG/L	SW6010B
Chromium	1.77 J	10.0	UG/L	SW6010B
Iron	64.3	50.0	UG/L	SW6010B
Magnesium	21300	100	UG/L	SW6010B

160512 1640

EXECUTIVE SUMMARY - Detection Highlights

3505892

Manganese	17.2	10.0	UG/L	SW6010B
Potassium	795	500	UG/L	SW6010B
Sodium	2830	300	UG/L	SW6010B
Vanadium	0.660 J	10.0	UG/L	SW6010B
Zinc	4.09 J	20.0	UG/L	SW6010B
Mercury	0.0500 J	0.200	UG/L	SW7470A
Bis(2-ethylhexyl)phthalat	10.3	5.1	UG/L	SW8270D

160512 1640

Organics

160512 1640

Organic Data Qualifiers

U Indicates the analyte was analyzed for but not detected. The number adjacent to the "U" qualifier indicates the reporting limit for that analyte. The reporting limit can vary from sample to sample depending on dilution factors or the percent moisture adjustment when indicated.

J Indicates estimated value. It is used when the data indicates the presence of an analyte above the method detection limit (MDL) yet lower than the reporting limit.

B Indicates the analyte was found in the associated blank as well as in the sample. The notation indicates possible contamination of the sample.

E Indicates the value reported is above the highest calibration standard for that analyte. The sample should be analyzed at an appropriate dilution. "E" qualified values are estimations and the diluted result may be reported on another Form 1.

D Indicates the analyte has been identified in a dilution reanalysis. "D" qualifiers are used for samples that have been analyzed at a lesser dilution than required for accurate quantitation.

C The "C" qualifier indicates the presence of this analyte has been confirmed by GC/MS analysis.

P This qualifier is used for pesticide / Aroclor target analytes where there is greater than 25% difference for the detected concentration between the two GC columns.

N This qualifier indicates presumptive evidence of an analyte. This qualifier is only used for tentatively identified compounds (TIC), where the identification is based on a mass spectral library search. It is applied to all TIC results. For generic characterization of a TIC, such as chlorinated hydrocarbon, the "N" qualifier is not used.

A This qualifier indicates that a TIC is a suspected aldol-condensation product.

X Data flagged as rejected by analyst utilizing analytical judgement.

160512 1640

Organic Sample ID Qualifiers

The qualifiers that may be appended to the lab sample ID and/or the client sample ID for organic analysis are defined below:

DL Diluted reanalysis. Indicates that the results of the original analysis of the sample contained compounds that exceeded the calibration range. The sample was diluted and reanalyzed. May be followed by a digit to indicate multiple dilutions of the sample. The results of more than one diluted reanalysis may be reported.

R Reanalysis. The extract was reanalyzed without re-extraction. The "R" is not used if the sample was also re-extracted. May be followed by a digit to indicate multiple reanalysis of the sample at the same dilution.

RE Re-extracted. The extract was reanalyzed with re-extraction. May be followed by a digit to indicate multiple re-extraction of the same sample at the same dilution.

MS Matrix spike (may be followed by a digit to indicate multiple matrix within a sample set).

SD Matrix spike duplicate (may be followed by a digit to indicate multiple matrix spike duplicate within a sample set).

160512 1640

8270 SIM Semi-Volatile Organics

160512 1640

CASE NARRATIVE
GC/MS SEMIVOLATILE ORGANICS

Spectrum Analytical Inc. Lab Reference No./SDG: 3505892

Client: OTIE

I. RECEIPT

No exceptions were encountered unless a Sample Receipt Exception Report is attached to the Chain-of-Custody or a communication form is included in the addendum with this package.

II. HOLDING TIMES

A. Sample Preparation: All holding times were met.

B. Sample Analysis: All holding times were met.

III. METHODS

EPA SW846 8270D.

IV. PREPARATION

Soil samples were prepared by SW846 EPA 3545 for 8270 semi-volatile analysis.
Water samples were prepared by SW846 EPA 3510 for 8270 semi-volatile analysis.

V. ANALYSIS

A. Calibration:

All acceptance criteria were met.

B. Blanks:

All acceptance criteria were met.

C. Surrogates:

All acceptance criteria were met.

D. Spikes:

1. Laboratory Control Spikes (LCS)

All acceptance criteria were met with the exception of:

LCS 128336LCSD was analyzed with the water samples extracted on 05/01/12. All criteria were met. The following analyte exceeded RPD criteria: Dibenzo(a,h)anthracene at 22.8 % with criteria of (20). No further action was taken, since percent recovery limits were met.

Samples coded accordingly.

2. Matrix Spike/Matrix Spike Duplicate Samples (MS/SD)

No spikes requested by client.

CASE NARRATIVE
GC/MS SEMIVOLATILE ORGANICS

Spectrum Analytical Inc. Lab Reference No./SDG: 3505892

Client: OTIE

E. Internal Standards:

All acceptance criteria were met.

F. Samples:

Sample analysis proceeded normally.

I certify that this data package is in compliance with the terms and conditions agreed to by the client and Spectrum Analytical Inc., both technically and for completeness, except for the conditions noted above. Release of the data contained in this hardcopy data package has been authorized by the Laboratory Manager or designated person, as, verified by the following signature.

Signature:
Name: Brian C. Spann **Title:** Lab Director

SIGNED: **DATE:**
05/04/2012

CASE NARRATIVE

Spectrum Analytical Inc. Lab Reference No./SDG: 3505892

Client: OTIE

MANUAL INTEGRATION SUMMARY

The following analytes were manually integrated by the chemist.

Sample: 128335LCS Analyte: Benzo(a)pyrene
Reason: Split Peak
Sample: 128335LCS Analyte: Chrysene
Reason: Baseline integration, needs re-enforced due to interference on target peak
Sample: 128336LCSD Analyte: Benzo(a)pyrene
Reason: Split Peak
Sample: 128336LCSD Analyte: Chrysene
Reason: Baseline integration, needs re-enforced due to interference on target peak
Sample: 128647LCS Analyte: Benzo(a)pyrene
Reason: Split Peak
Sample: EPAFMC-SD-30 Analyte: Benzo(b)fluoranthene
Reason: Split Peak
Sample: EPAFMC-SD-30 Analyte: Benzo(k)fluoranthene
Reason: Split Peak
Calibration Sample: CCV1075969 Analyte: Benzo(a)pyrene
Reason: Split Peak
Calibration Sample: CCV1075969 Analyte: Chrysene
Reason: Baseline integration, needs re-enforced due to interference on target peak
Calibration Sample: CCV1076397 Analyte: Benzo(a)pyrene
Reason: Split Peak
Calibration Sample: SSC1068079 Analyte: Chrysene
Reason: Baseline integration, needs re-enforced due to interference on target peak
Calibration Sample: STD1068085 Analyte: Benzo(a)pyrene
Reason: Split Peak
Calibration Sample: STD1068085 Analyte: Chrysene-d12
Reason: Baseline integration, needs re-enforced due to interference on target peak
Calibration Sample: STD1068085 Analyte: Fluorene
Reason: Baseline integration, needs re-enforced due to interference on target peak
Calibration Sample: STD1068086 Analyte: Chrysene
Reason: Baseline integration, needs re-enforced due to interference on target peak
Calibration Sample: STD1068086 Analyte: Fluorene
Reason: Baseline integration, needs re-enforced due to interference on target peak
Calibration Sample: STD1068087 Analyte: Chrysene-d12
Reason: Baseline integration, needs re-enforced due to interference on target peak
Calibration Sample: STD1068087 Analyte: Fluorene
Reason: Baseline integration, needs re-enforced due to interference on target peak
Calibration Sample: STD1068088 Analyte: Chrysene-d12
Reason: Baseline integration, needs re-enforced due to interference on target peak

CASE NARRATIVE

Spectrum Analytical Inc. Lab Reference No./SDG: 3505892

Client: OTIE

Calibration Sample: STD1068088 Analyte: Fluorene
Reason: Baseline integration, needs re-enforced due to interference on target peak
Calibration Sample: STD1068089 Analyte: 2-Methylnaphthalene
Reason: Baseline integration, needs re-enforced due to interference on target peak
Calibration Sample: STD1068089 Analyte: Chrysene-d12
Reason: Baseline integration, needs re-enforced due to interference on target peak
Calibration Sample: STD1068089 Analyte: Fluorene
Reason: Baseline integration, needs re-enforced due to interference on target peak
Calibration Sample: STD1068090 Analyte: 2-Methylnaphthalene
Reason: Baseline integration, needs re-enforced due to interference on target peak
Calibration Sample: STD1068090 Analyte: Anthracene
Reason: Baseline integration, needs re-enforced due to interference on target peak
Calibration Sample: STD1068090 Analyte: Chrysene-d12
Reason: Baseline integration, needs re-enforced due to interference on target peak
Calibration Sample: STD1068091 Analyte: Benzo(a)pyrene
Reason: Split Peak
Calibration Sample: STD1068091 Analyte: Chrysene-d12
Reason: Baseline integration, needs re-enforced due to interference on target peak
Calibration Sample: STD1068091 Analyte: Fluorene
Reason: Baseline integration, needs re-enforced due to interference on target peak
Calibration Sample: STD1068094 Analyte: Benzo(a)pyrene
Reason: Split Peak
Calibration Sample: STD1068094 Analyte: Chrysene-d12
Reason: Baseline integration, needs re-enforced due to interference on target peak
Calibration Sample: STD1068095 Analyte: Benzo(a)pyrene
Reason: Split Peak
Calibration Sample: STD1068095 Analyte: Benzo(g,h,i)perylene
Reason: Baseline integration, needs re-enforced due to interference on target peak
Calibration Sample: STD1068095 Analyte: Chrysene-d12
Reason: Baseline integration, needs re-enforced due to interference on target peak

These manual integrations have been reviewed and meet all criteria in accordance with Spectrum Analytical Inc.'s SOP regarding manual integration.

CASE NARRATIVE

Spectrum Analytical Inc. Lab Reference No./SDG: 3505892

Client: OTIE

Signature:
Name: Mark Jacobs Title: Chemist

CHEMIST: **DATE:**
05/03/2012

Signature:
Name: Brian C. Spann Title: Lab Director

SECTION LEADER:
DATE: 05/04/2012

SEMI-VOLATILE ORGANIC CROSS REFERENCE TABLE

Lab Name: Spectrum Analytical, Inc. Contract: OTIE-Five Mile Creek / Site 1392

Lab Code : PEL Case No. SAS No: SDG No.: 3505892

Method: 8270 SIM

EPA Sample No	Lab Sample ID
EPAFMC-SD-30	350589201
EPAFMC-SW-01R	350589202
EPAFMC-SW-03R	350589203
EPAFMC-SW-04	350589204

160512 1641

8270 SIM Sample Data

160512 1641

1

SEMI-VOLATILE ORGANIC ANALYSIS DATA SHEET

EPA Sample No.

EPAFMC-SD-30

Lab Name: Spectrum Analytical, Inc. Contract: OTIE-Five Mile Creek / Site 13

Lab Code : PEL Case No. SAS No: SDG No.: 3505892

Matrix: SOIL Lab Sample ID: 350589201 Lab File ID: 89201.D

Sample wt/vol: 25.73 Units: G Date Received: 04/27/12

Concentrated Extract Volume: 1 Date Extracted: 05/02/12

Level:(low/med) LOW Date Analyzed: 05/03/12 Time: 1350

PercentSolids: 84.4 decanted : Dilution Factor: 1

Extraction: OTHER Station ID: EPAFMC28 Method: 8270 SIM

GPC Cleanup : (Y/N) N pH:

Column(1): HPMS-5 ID: 0.25 (mm)

CONCENTRATION UNITS: UG/KG

CAS NO.	*ANALYTE*	*RESULT*	*Q*	*MDL*	*RL*
90-12-0	1-Methylnaphthalene	1.2	U	1.2	3.1
91-57-6	2-Methylnaphthalene	2.4	J	1.2	3.1
83-32-9	Acenaphthene	1.2	U	1.2	3.1
208-96-8	Acenaphthylene	1.2	U	1.2	3.1
120-12-7	Anthracene	4.9		1.2	3.1
56-55-3	Benzo(a)anthracene	56		1.3	3.1
50-32-8	Benzo(a)pyrene	62.4		1.6	3.1
205-99-2	Benzo(b)fluoranthene	94.9		1.7	3.1
191-24-2	Benzo(g,h,i)perylene	35.7		2.8	3.1
207-08-9	Benzo(k)fluoranthene	24.4		1.9	3.1
218-01-9	Chrysene	44.2		1.2	3.1
53-70-3	Dibenzo(a,h)anthracene	10.5		2.4	3.1
206-44-0	Fluoranthene	96.7		1.2	3.1
86-73-7	Fluorene	1.2	U	1.2	3.1
193-39-5	Indeno(1,2,3-cd)pyrene	32.8		2.8	3.1
91-20-3	Naphthalene	2	J	1.3	3.1
85-01-8	Phenanthrene	24.6		1.2	3.1
129-00-0	Pyrene	66		1.2	3.1

1

SEMI-VOLATILE ORGANIC ANALYSIS DATA SHEET

EPA Sample No.

EPAFMC-SW-01R

Lab Name: Spectrum Analytical, Inc. Contract: OTIE-Five Mile Creek / Site 13

Lab Code : PEL Case No. SAS No: SDG No.: 3505892

Matrix: WATER Lab Sample ID: 350589202 Lab File ID: 89202.D

Sample wt/vol: 980 Units: ML Date Received: 04/27/12

Concentrated Extract Volume: 1 Date Extracted: 05/01/12

Level:(low/med) LOW Date Analyzed: 05/02/12 Time: 1828

PercentSolids: 0 decanted : Dilution Factor: 1

Extraction: SEPF Station ID: EPAFMC11 Method: 8270 SIM

GPC Cleanup : (Y/N) N pH:

Column(1): HPMS-5 ID: 0.25 (mm)

CONCENTRATION UNITS: UG/L

CAS NO.	*ANALYTE*	*RESULT*	*Q*	*MDL*	*RL*
90-12-0	1-Methylnaphthalene	0.02	U	0.02	0.051
91-57-6	2-Methylnaphthalene	0.02	U	0.02	0.051
83-32-9	Acenaphthene	0.02	U	0.02	0.051
208-96-8	Acenaphthylene	0.02	U	0.02	0.051
120-12-7	Anthracene	0.02	U	0.02	0.051
56-55-3	Benzo(a)anthracene	0.02	U	0.02	0.051
50-32-8	Benzo(a)pyrene	0.02	U	0.02	0.051
205-99-2	Benzo(b)fluoranthene	0.02	U	0.02	0.051
191-24-2	Benzo(g,h,i)perylene	0.02	U	0.02	0.051
207-08-9	Benzo(k)fluoranthene	0.02	U	0.02	0.051
218-01-9	Chrysene	0.02	U	0.02	0.051
53-70-3	Dibenzo(a,h)anthracene	0.02	U	0.02	0.051
206-44-0	Fluoranthene	0.031	J	0.02	0.051
86-73-7	Fluorene	0.02	U	0.02	0.051
193-39-5	Indeno(1,2,3-cd)pyrene	0.02	U	0.02	0.051
91-20-3	Naphthalene	0.038	J	0.02	0.051
85-01-8	Phenanthrene	0.03	J	0.02	0.051
129-00-0	Pyrene	0.02	U	0.02	0.051

1

SEMI-VOLATILE ORGANIC ANALYSIS DATA SHEET

EPA Sample No.

EPAFMC-SW-03R

Lab Name: Spectrum Analytical, Inc. Contract: OTIE-Five Mile Creek / Site 13

Lab Code : PEL Case No. SAS No: SDG No.: 3505892

Matrix: WATER Lab Sample ID: 350589203 Lab File ID: 89203.D

Sample wt/vol: 980 Units: ML Date Received: 04/27/12

Concentrated Extract Volume: 1 Date Extracted: 05/01/12

Level:(low/med) LOW Date Analyzed: 05/02/12 Time: 1852

PercentSolids: 0 decanted : Dilution Factor: 1

Extraction: SEPF Station ID: EPAFMC11 Method: 8270 SIM

GPC Cleanup : (Y/N) N pH:

Column(1): HPMS-5 ID: 0.25 (mm)

CONCENTRATION UNITS: UG/L

CAS NO.	*ANALYTE*	*RESULT*	*Q*	*MDL*	*RL*
90-12-0	1-Methylnaphthalene	0.02	U	0.02	0.051
91-57-6	2-Methylnaphthalene	0.02	U	0.02	0.051
83-32-9	Acenaphthene	0.02	U	0.02	0.051
208-96-8	Acenaphthylene	0.02	U	0.02	0.051
120-12-7	Anthracene	0.02	U	0.02	0.051
56-55-3	Benzo(a)anthracene	0.021	J	0.02	0.051
50-32-8	Benzo(a)pyrene	0.02	U	0.02	0.051
205-99-2	Benzo(b)fluoranthene	0.023	J	0.02	0.051
191-24-2	Benzo(g,h,i)perylene	0.02	U	0.02	0.051
207-08-9	Benzo(k)fluoranthene	0.02	U	0.02	0.051
218-01-9	Chrysene	0.02	U	0.02	0.051
53-70-3	Dibenzo(a,h)anthracene	0.02	U	0.02	0.051
206-44-0	Fluoranthene	0.032	J	0.02	0.051
86-73-7	Fluorene	0.02	U	0.02	0.051
193-39-5	Indeno(1,2,3-cd)pyrene	0.02	U	0.02	0.051
91-20-3	Naphthalene	0.043	J	0.02	0.051
85-01-8	Phenanthrene	0.029	J	0.02	0.051
129-00-0	Pyrene	0.021	J	0.02	0.051

1

SEMI-VOLATILE ORGANIC ANALYSIS DATA SHEET

EPA Sample No.

EPAFMC-SW-04

Lab Name: Spectrum Analytical, Inc. Contract: OTIE-Five Mile Creek / Site 13

Lab Code : PEL Case No. SAS No: SDG No.: 3505892

Matrix: WATER Lab Sample ID: 350589204 Lab File ID: 89204.D

Sample wt/vol: 980 Units: ML Date Received: 04/27/12

Concentrated Extract Volume: 1 Date Extracted: 05/01/12

Level:(low/med) LOW Date Analyzed: 05/02/12 Time: 1916

PercentSolids: 0 decanted : Dilution Factor: 1

Extraction: SEPF Station ID: EPAFMC28 Method: 8270 SIM

GPC Cleanup : (Y/N) N pH:

Column(1): HPMS-5 ID: 0.25 (mm)

CONCENTRATION UNITS: UG/L

CAS NO.	*ANALYTE*	*RESULT*	*Q*	*MDL*	*RL*
90-12-0	1-Methylnaphthalene	0.02	U	0.02	0.051
91-57-6	2-Methylnaphthalene	0.02	U	0.02	0.051
83-32-9	Acenaphthene	0.02	U	0.02	0.051
208-96-8	Acenaphthylene	0.02	U	0.02	0.051
120-12-7	Anthracene	0.02	U	0.02	0.051
56-55-3	Benzo(a)anthracene	0.02	U	0.02	0.051
50-32-8	Benzo(a)pyrene	0.02	U	0.02	0.051
205-99-2	Benzo(b)fluoranthene	0.02	U	0.02	0.051
191-24-2	Benzo(g,h,i)perylene	0.02	U	0.02	0.051
207-08-9	Benzo(k)fluoranthene	0.02	U	0.02	0.051
218-01-9	Chrysene	0.02	U	0.02	0.051
53-70-3	Dibenzo(a,h)anthracene	0.02	U	0.02	0.051
206-44-0	Fluoranthene	0.02	U	0.02	0.051
86-73-7	Fluorene	0.02	U	0.02	0.051
193-39-5	Indeno(1,2,3-cd)pyrene	0.02	U	0.02	0.051
91-20-3	Naphthalene	0.02	U	0.02	0.051
85-01-8	Phenanthrene	0.02	U	0.02	0.051
129-00-0	Pyrene	0.02	U	0.02	0.051

8270 SIM QC Summary

160512 1641

1

SEMI-VOLATILE ORGANIC ANALYSIS DATA SHEET

EPA Sample No.

128334MB

Lab Name: Spectrum Analytical, Inc. Contract: OTIE-Five Mile Creek / Site 1392

Lab Code : PEL Case No.: SAS No: SDG No.: 3505892

Matrix: WATER Lab Sample ID: 128334MB Lab File ID: 9264MB.D

Sample wt/vol: 1000 Units: ML Date Received: 05/01/12

Concentrated Extract Volume: 1 Date Extracted: 05/01/12

Level:(low/med) LOW Date Analyzed: 05/02/12 Time: 0931

PercentSolids: 0 decanted : (Dilution Factor: 1

Extraction: SEPF Station ID: Method: 8270 SIM

GPC Cleanup : (Y/N) N pH:

Column(1): HPMS-5 ID: 0.25 (mm)

CONCENTRATION UNITS: UG/L

CAS NO.	*ANALYTE*	*RESULT*	*Q*	*MDL*	*RL*
90-12-0	1-Methylnaphthalene	0.02	U	0.02	0.05
91-57-6	2-Methylnaphthalene	0.02	U	0.02	0.05
83-32-9	Acenaphthene	0.02	U	0.02	0.05
208-96-8	Acenaphthylene	0.02	U	0.02	0.05
120-12-7	Anthracene	0.02	U	0.02	0.05
56-55-3	Benzo(a)anthracene	0.02	U	0.02	0.05
50-32-8	Benzo(a)pyrene	0.02	U	0.02	0.05
205-99-2	Benzo(b)fluoranthene	0.02	U	0.02	0.05
191-24-2	Benzo(g,h,i)perylene	0.02	U	0.02	0.05
207-08-9	Benzo(k)fluoranthene	0.02	U	0.02	0.05
218-01-9	Chrysene	0.02	U	0.02	0.05
53-70-3	Dibenzo(a,h)anthracene	0.02	U	0.02	0.05
206-44-0	Fluoranthene	0.02	U	0.02	0.05
86-73-7	Fluorene	0.02	U	0.02	0.05
193-39-5	Indeno(1,2,3-cd)pyrene	0.02	U	0.02	0.05
91-20-3	Naphthalene	0.02	U	0.02	0.05
85-01-8	Phenanthrene	0.02	U	0.02	0.05
129-00-0	Pyrene	0.02	U	0.02	0.05

1

SEMI-VOLATILE ORGANIC ANALYSIS DATA SHEET

EPA Sample No.

128646MB

Lab Name: Spectrum Analytical, Inc. Contract: OTIE-Five Mile Creek / Site 1392

Lab Code : PEL Case No.: SAS No: SDG No.: 3505892

Matrix: SOIL Lab Sample ID: 128646MB Lab File ID: 9282MB.D

Sample wt/vol: 20.34 Units: G Date Received: 05/02/12

Concentrated Extract Volume: 1 Date Extracted: 05/02/12

Level:(low/med) LOW Date Analyzed: 05/02/12 Time: 1025

PercentSolids: 100 decanted : (Dilution Factor: 1

Extraction: OTHER Station ID: Method: 8270 SIM

GPC Cleanup : (Y/N) N pH:

Column(1): HPMS-5 ID: 0.25 (mm)

CONCENTRATION UNITS: UG/KG

CAS NO.	*ANALYTE*	*RESULT*	*Q*	*MDL*	*RL*
90-12-0	1-Methylnaphthalene	1.3	U	1.3	3.3
91-57-6	2-Methylnaphthalene	1.3	U	1.3	3.3
83-32-9	Acenaphthene	1.3	U	1.3	3.3
208-96-8	Acenaphthylene	1.3	U	1.3	3.3
120-12-7	Anthracene	1.3	U	1.3	3.3
56-55-3	Benzo(a)anthracene	1.4	U	1.4	3.3
50-32-8	Benzo(a)pyrene	1.8	U	1.8	3.3
205-99-2	Benzo(b)fluoranthene	1.9	U	1.9	3.3
191-24-2	Benzo(g,h,i)perylene	3	U	3	3.3
207-08-9	Benzo(k)fluoranthene	2.1	U	2.1	3.3
218-01-9	Chrysene	1.3	U	1.3	3.3
53-70-3	Dibenzo(a,h)anthracene	2.6	U	2.6	3.3
206-44-0	Fluoranthene	1.3	U	1.3	3.3
86-73-7	Fluorene	1.3	U	1.3	3.3
193-39-5	Indeno(1,2,3-cd)pyrene	2.9	U	2.9	3.3
91-20-3	Naphthalene	1.4	U	1.4	3.3
85-01-8	Phenanthrene	1.3	U	1.3	3.3
129-00-0	Pyrene	1.3	U	1.3	3.3

4

SEMI-VOLATILE ORGANIC METHOD BLANK SUMMARY

EPA Sample No.

128334MB

Lab Name: Spectrum Analytical, Inc Contract: OTIE-Five Mile Creek / Site 1392

Lab Code : PEL Case No.: SAS No: SDG No.: 3505892

Lab File ID: 9264MB.D Lab Sample ID: 128334MB

Instrument ID: SMSD01 Date Extracted: 05/01/12

Matrix: WATER Date Analyzed: 05/02/12

Level:(low/med) LOW Time Analyzed: 0931

THIS METHOD BLANK APPLIES TO THE FOLLOWING SAMPLES, MS and MSD:

	EPA SAMPLE NO.	LAB SAMPLE ID	LAB FILE ID	DATE ANALYZED	TIME ANALYZED
1	128336LCSD	128336LCSD	9264LCSD.D	05/02/12	0907
2	128335LCS	128335LCS	9264LCSR.D	05/02/12	0958
3	EPAFMC-SW-01R	350589202	89202.D	05/02/12	1828
4	EPAFMC-SW-03R	350589203	89203.D	05/02/12	1852
5	EPAFMC-SW-04	350589204	89204.D	05/02/12	1916

COMMENTS:

Page 1 of 2

160512 1641

Form IV

4

SEMI-VOLATILE ORGANIC METHOD BLANK SUMMARY

EPA Sample No.

128646MB

Lab Name: Spectrum Analytical, Inc Contract: OTIE-Five Mile Creek / Site 1392

Lab Code : PEL Case No.: SAS No: SDG No.: 3505892

Lab File ID: 9282MB.D Lab Sample ID: 128646MB

Instrument ID: SMSD01 Date Extracted: 05/02/12

Matrix: SOIL Date Analyzed: 05/02/12

Level:(low/med) LOW Time Analyzed: 1025

THIS METHOD BLANK APPLIES TO THE FOLLOWING SAMPLES, MS and MSD:

	EPA SAMPLE NO.	LAB SAMPLE ID	LAB FILE ID	DATE ANALYZED	TIME ANALYZED
1	128647LCS	128647LCS	9282LCS.D	05/03/12	0837
2	EPAFMC-SD-30	350589201	89201.D	05/03/12	1350

COMMENTS:

Page 2 of 2

160512 1641

Form IV

2A

WATER SEMI-VOLATILE ORGANIC SURROGATE RECOVERY

Lab Name: Spectrum Analytical, Inc. Contract: OTIE-Five Mile Creek / Site 13

Lab Code : PEL Case No. SAS No: SDG NO.: 3505892

Column(1): HPMS-5 ID: 0.25 (mm)

EPA Sample NO.	S1 #	S2 #	S3 #	S4 #	S5 #	S6 #	TOT OUT
128334MB	78.0	82.0					0
128335LCS	76.0	84.0					0
128336LCSD	80.0	88.0					0
EPAFMC-SW-01R	80.4	82.4					0
EPAFMC-SW-03R	78.4	82.4					0
EPAFMC-SW-04	76.5	76.5					0

Control Limits

S1	=	p-Terphenyl-d14	33 -	141
S2	=	2-Fluorobiphenyl	43 -	116

Column to be used to flag recovery values
* Values outside of contract required QC limits
D Surrogates diluted out
Control limit source: (lab/method) METHOD

Form II

160512 1641

2A

SOIL SEMI-VOLATILE ORGANIC SURROGATE RECOVERY

Lab Name: Spectrum Analytical, Inc. Contract: OTIE-Five Mile Creek / Site 13

Lab Code : PEL Case No. SAS No: SDG NO.: 3505892

Column(1): HPMS-5 ID: 0.25 (mm)

EPA Sample NO.	S1 #	S2 #	S3 #	S4 #	S5 #	S6 #	TOT OUT
128646MB	77.2	82.1					0
128647LCS	82.3	85.6					0
EPAFMC-SD-30	71.3	79.6					0

Control Limits

S1	=	p-Terphenyl-d14	43 - 145
S2	=	2-Fluorobiphenyl	43 - 145

Column to be used to flag recovery values
* Values outside of contract required QC limits
D Surrogates diluted out
Control limit source: (lab/method) METHOD

Form II

160512 1641

5

SEMIVOLATILE ORGANIC GC/MS TUNING AND MASS CALIBRATION - DECAFLUOROTRIPHENYLPHOSPHINE (DFTPP)

Lab Name: Spectrum Analytical, Inc. Contract: OTIE-Five Mile Creek / Site 1392

Lab Code : PEL Case No. SAS No: SDG No.: 3505892

Lab File ID: DFTPP1.D DFTPP Injection Date: 04/10/12

Instrument ID: SMSD01 DFTPP Injection Time: 0708

GC Column: HPMS-5 ID: 0.25 (mm)

m/e	ION ABUNDANCE CRITERIA	% RELATIVE ABUNDANCE	
51	10.0 - 80.0% of mass 198	36.8	
68	Less than 2.0% of mass 69	0.7	(1.64)1
69	Mass 69 relative abundance	44	
70	Less than 2.0% of mass 69	0.3	(0.69)1
127	10.0 - 80.0% of mass 198	50.5	
197	Less than 2.0% of mass 198	0.5	
198	Base Peak, 100% relative abundance	100	
199	5.0 - 9.0% of mass 198	6.7	
275	10.0 - 60.0% of mass 198	25.2	
365	Greater than 1.0% of mass 198	3.2	
441	0.0 - 24.0% of mass 442	8.7	(14.62)2
442	Greater than 50.0% of mass 198	59.6	
443	15.0 - 24.0% of mass 442	11.4	(19.16)2

1-Value is % of mass 69

2-Value is % of mass 442

THIS TUNE APPLIES TO THE FOLLOWING SAMPLES, MS, MSD, BLANKS, AND STANDARDS:

	EPA SAMPLE NO.	LAB SAMPLE ID	LAB FILE ID	DATE ANALYZED	TIME ANALYZED
1	STD1068090	45403	SIMCAL1.D	04/10/12	0755
2	STD1068089	45402	SIMCAL2.D	04/10/12	0819
3	STD1068088	45401	SIMCAL3.D	04/10/12	0843
4	STD1068087	45400	SIMCAL4.D	04/10/12	0906
5	STD1068086	45399	SIMCAL5.D	04/10/12	0930
6	STD1068091	45772	SIMCAL6.D	04/10/12	0954
7	STD1068085	45397	SIMCAL7.D	04/10/12	1017
8	STD1068084	45396	SIMCAL8.D	04/10/12	1041
9	STD1068094	45779	SIMCAL9R.D	04/10/12	1153
10	STD1068095	45782	SIMCAL10R.	04/10/12	1216
11	SSC1068079	44830	SIMSECA.D	04/10/12	1240

SEMIVOLATILE ORGANIC GC/MS TUNING AND MASS CALIBRATION - DECAFLUOROTRIPHENYLPHOSPHINE (DFTPP)

Lab Name: Spectrum Analytical, Inc. Contract: OTIE-Five Mile Creek / Site 1392

Lab Code : PEL Case No. SAS No: SDG No.: 3505892

Lab File ID: DFTPP2.D DFTPP Injection Date: 05/02/12

Instrument ID: SMSD01 DFTPP Injection Time: 0731

GC Column: HPMS-5 ID: 0.25 (mm)

m/e	ION ABUNDANCE CRITERIA	% RELATIVE ABUNDANCE	
51	10.0 - 80.0% of mass 198	30	
68	Less than 2.0% of mass 69	0.7	(1.64)1
69	Mass 69 relative abundance	40.6	
70	Less than 2.0% of mass 69	0.2	(0.57)1
127	10.0 - 80.0% of mass 198	48.3	
197	Less than 2.0% of mass 198	0.4	
198	Base Peak, 100% relative abundance	100	
199	5.0 - 9.0% of mass 198	7	
275	10.0 - 60.0% of mass 198	29.4	
365	Greater than 1.0% of mass 198	3.9	
441	0.0 - 24.0% of mass 442	12	(14.79)2
442	Greater than 50.0% of mass 198	81.3	
443	15.0 - 24.0% of mass 442	16	(19.66)2

1-Value is % of mass 69

2-Value is % of mass 442

THIS TUNE APPLIES TO THE FOLLOWING SAMPLES, MS, MSD, BLANKS, AND STANDARDS:

	EPA SAMPLE NO.	LAB SAMPLE ID	LAB FILE ID	DATE ANALYZED	TIME ANALYZED
1	CCV1075969	45886	SIMCCV1.D	05/02/12	0751
2	128336LCSD	128336LCSD	9264LCSD.D	05/02/12	0907
3	128334MB	128334MB	9264MB.D	05/02/12	0931
4	128335LCS	128335LCS	9264LCSR.D	05/02/12	0958
5	128646MB	128646MB	9282MB.D	05/02/12	1025
6	EPAFMC-SW-01R	350589202	89202.D	05/02/12	1828
7	EPAFMC-SW-03R	350589203	89203.D	05/02/12	1852
8	EPAFMC-SW-04	350589204	89204.D	05/02/12	1916

SEMIVOLATILE ORGANIC GC/MS TUNING AND MASS CALIBRATION - DECAFLUOROTRIPHENYLPHOSPHINE (DFTPP)

Lab Name: Spectrum Analytical, Inc. Contract: OTIE-Five Mile Creek / Site 1392

Lab Code : PEL Case No. SAS No: SDG No.: 3505892

Lab File ID: DFTPP1.D DFTPP Injection Date: 05/03/12

Instrument ID: SMSD01 DFTPP Injection Time: 0703

GC Column: HPMS-5 ID: 0.25 (mm)

m/e	ION ABUNDANCE CRITERIA	% RELATIVE ABUNDANCE	
51	10.0 - 80.0% of mass 198	30.5	
68	Less than 2.0% of mass 69	0.8	(1.96)1
69	Mass 69 relative abundance	41	
70	Less than 2.0% of mass 69	0.4	(0.89)1
127	10.0 - 80.0% of mass 198	49.6	
197	Less than 2.0% of mass 198	0	
198	Base Peak, 100% relative abundance	100	
199	5.0 - 9.0% of mass 198	6.9	
275	10.0 - 60.0% of mass 198	28.9	
365	Greater than 1.0% of mass 198	3.6	
441	0.0 - 24.0% of mass 442	11.6	(14.63)2
442	Greater than 50.0% of mass 198	79.6	
443	15.0 - 24.0% of mass 442	15.6	(19.62)2

1-Value is % of mass 69

2-Value is % of mass 442

THIS TUNE APPLIES TO THE FOLLOWING SAMPLES, MS, MSD, BLANKS, AND STANDARDS:

	EPA SAMPLE NO.	LAB SAMPLE ID	LAB FILE ID	DATE ANALYZED	TIME ANALYZED
1	CCV1076397	45886	SIMCCV1.D	05/03/12	0723
2	128647LCS	128647LCS	9282LCS.D	05/03/12	0837
3	EPAFMC-SD-30	350589201	89201.D	05/03/12	1350

8A

SEMI-VOLATILE INTERNAL STANDARD AREA SUMMARY

Lab Name: Spectrum Analytical, Inc. Contract: OTIE-Five Mile Creek / Site 1392

Lab Code : PEL Case No.: SAS No: SDG No.: 3505892

Lab File ID (Standard): SIMCAL6.D Date Analyzed: 4/10/2012

Instrument ID: SMSD01 Time Analyzed: 9:54

GC Column: HPMS-5 ID: 0.25 (mm)

		IS1 AREA	#	RT	IS2 AREA	#	RT	IS3 AREA	#	RT
	MID CAL STD	21723		4.34	83567		5.48	49021		7.18
	UPPER LIMIT	43446		4.84	167134		5.98	98042		7.68
	LOWER LIMIT	10861.5		3.84	41783.5		4.98	24510.5		6.68
	EPA SAMPLE NO.									
1	128336LCSD	19363		4.28	70068		5.43	41249		7.12
2	128334MB	19573		4.28	69691		5.44	42189		7.12
3	128335LCS	20140		4.28	70785		5.43	42933		7.12
4	128646MB	18941		4.28	66321		5.44	39918		7.13
5	EPAFMC-SW-01R	19148		4.28	67670		5.43	43720		7.12
6	EPAFMC-SW-03R	18107		4.28	65597		5.43	41277		7.12
7	EPAFMC-SW-04	18835		4.28	66612		5.44	41647		7.12
8	128647LCS	18979		4.28	67614		5.43	41547		7.12
9	EPAFMC-SD-30	17920		4.28	64996		5.43	40611		7.12

IS1 = 1,4-Dichlorobenzene-d4

IS2 = Naphthalene-d8

IS3 = Acenaphthene-d10

UPPER LIMIT = +100% of internal standard area.
LOWER LIMIT = -50% of internal standard area

Column used to flag internal standard area values with an asterisk

160512 1641

FORM VIII

8A

SEMI-VOLATILE INTERNAL STANDARD AREA SUMMARY

Lab Name: Spectrum Analytical, Inc. Contract: OTIE-Five Mile Creek / Site 1392

Lab Code : PEL Case No.: SAS No: SDG No.: 3505892

Lab File ID (Standard): SIMCAL6.D Date Analyzed: 4/10/2012

Instrument ID: SMSD01 Time Analyzed: 9:54

GC Column: HPMS-5 ID: 0.25 (mm)

		IS4 AREA #	RT	IS5 AREA #	RT	IS6 AREA #	RT
	MID CAL STD	83459	8.63	88087	11.22	84480	12.53
	UPPER LIMIT	166918	9.13	176174	11.72	168960	13.03
	LOWER LIMIT	41729.5	8.13	44043.5	10.72	42240	12.03
	EPA SAMPLE NO.						
1	128336LCSD	82264	8.58	92773	11.17	80577	12.48
2	128334MB	82315	8.58	93023	11.17	79250	12.48
3	128335LCS	84978	8.58	97480	11.17	83848	12.48
4	128646MB	77853	8.58	88042	11.18	77238	12.48
5	EPAFMC-SW-01R	82105	8.58	99023	11.17	89037	12.48
6	EPAFMC-SW-03R	78329	8.58	94547	11.17	86145	12.48
7	EPAFMC-SW-04	80251	8.58	95037	11.17	86384	12.48
8	128647LCS	80170	8.58	94001	11.17	85852	12.48
9	EPAFMC-SD-30	79084	8.58	92738	11.17	86421	12.48

IS4 = Phenanthrene-d10

IS5 = Chrysene-d12

IS6 = Perylene-d12

UPPER LIMIT = +100% of internal standard area.
LOWER LIMIT = -50% of internal standard area

Column used to flag internal standard area values with an asterisk

160512 1641

FORM VIII

8

SEMI-VOLATILE ORGANIC ANALYTICAL SEQUENCE

Lab Name: Spectrum Analytical, Inc. Contract: OTIE-Five Mile Creek / Site 1392

Lab Code : PEL Case No.: SAS No: SDG No.: 3505892

GC Column: HPMS-5 ID: 0.25 (mm) Init. Calib. Date: 04/10/12

Instrument ID: SMSD01

THE ANALYTICAL SEQUENCE OF PERFORMANCE EVALUATION MIXTURES, BLANKS, SAMPLES, AND STANDARDS IS GIVEN BELOW:

MIDCAL SURROGATE RT FROM INITIAL CALIBRATION
S1 : 10.19 S2 : 6.52

	CLIENT SAMPLE NO	LAB SAMPLE ID	LAB FILE ID	DATE ANALYZED	TIME ANALYZED	S1 RT #	S2 RT #
1	DFTPP1	44847	DFTPP1.D	04/10/12	0708		
2	ZZZZZZ	ZZZZZZ	ZZZZZZ	04/10/12	0732		
3	STD1068090	45403	SIMCAL1.D	04/10/12	0755	10.22	6.57
4	STD1068089	45402	SIMCAL2.D	04/10/12	0819	10.21	6.55
5	STD1068088	45401	SIMCAL3.D	04/10/12	0843	10.21	6.55
6	STD1068087	45400	SIMCAL4.D	04/10/12	0906	10.21	6.56
7	STD1068086	45399	SIMCAL5.D	04/10/12	0930	10.2	6.54
8	STD1068091	45772	SIMCAL6.D	04/10/12	0954	10.19	6.52
9	STD1068085	45397	SIMCAL7.D	04/10/12	1017	10.19	6.52
10	STD1068084	45396	SIMCAL8.D	04/10/12	1041	10.19	6.52
11	ZZZZZZ	ZZZZZZ	ZZZZZZ	04/10/12	1105		
12	ZZZZZZ	ZZZZZZ	ZZZZZZ	04/10/12	1129		
13	STD1068094	45779	SIMCAL9R.D	04/10/12	1153	10.19	6.51
14	STD1068095	45782	SIMCAL10R.D	04/10/12	1216	10.19	6.51
15	SSC1068079	44830	SIMSECA.D	04/10/12	1240	10.19	6.52
16	ZZZZZZ	ZZZZZZ	ZZZZZZ	04/10/12	1304		
17	ZZZZZZ	ZZZZZZ	ZZZZZZ	05/02/12	0710		
18	DFTPP2	45777	DFTPP2.D	05/02/12	0731		
19	CCV1075969	45886	SIMCCV1.D	05/02/12	0751	10.14	6.47
20	ZZZZZZ	ZZZZZZ	ZZZZZZ	05/02/12	0820		
21	ZZZZZZ	ZZZZZZ	ZZZZZZ	05/02/12	0844		
22	128336LCSD	128336LCSD	9264LCSD.D	05/02/12	0907	10.14	6.47
23	128334MB	128334MB	9264MB.D	05/02/12	0931	10.14	6.48
24	128335LCS	128335LCS	9264LCSR.D	05/02/12	0958	10.14	6.47
25	128646MB	128646MB	9282MB.D	05/02/12	1025	10.15	6.48
26	ZZZZZZ	ZZZZZZ	ZZZZZZ	05/02/12	1049		

			QC LIMITS
S1	=	p-Terphenyl-d14	(+/- 0.67 MINUTES)
S2	=	2-Fluorobiphenyl	(+/- 0.43 MINUTES)

Column used to flag retention time values with an asterisk.
* Values outside of QC limits

Page 1 of 3

160512 1641

FORM VIII

8

SEMI-VOLATILE ORGANIC ANALYTICAL SEQUENCE

Lab Name: Spectrum Analytical, Inc. Contract: OTIE-Five Mile Creek / Site 1392

Lab Code : PEL Case No.: SAS No: SDG No.: 3505892

GC Column: HPMS-5 ID: 0.25 (mm) Init. Calib. Date: 04/10/12

Instrument ID: SMSD01

THE ANALYTICAL SEQUENCE OF PERFORMANCE EVALUATION MIXTURES, BLANKS, SAMPLES, AND STANDARDS IS GIVEN BELOW:

MIDCAL SURROGATE RT FROM INITIAL CALIBRATION
S1 : 10.19 S2 : 6.52

	CLIENT SAMPLE NO	LAB SAMPLE ID	LAB FILE ID	DATE ANALYZED	TIME ANALYZED	S1 RT	#	S2 RT	#
27	ZZZZZZ	ZZZZZZ	ZZZZZZ	05/02/12	1113				
28	ZZZZZZ	ZZZZZZ	ZZZZZZ	05/02/12	1136				
29	ZZZZZZ	ZZZZZZ	ZZZZZZ	05/02/12	1200				
30	ZZZZZZ	ZZZZZZ	ZZZZZZ	05/02/12	1224				
31	ZZZZZZ	ZZZZZZ	ZZZZZZ	05/02/12	1248				
32	ZZZZZZ	ZZZZZZ	ZZZZZZ	05/02/12	1312				
33	ZZZZZZ	ZZZZZZ	ZZZZZZ	05/02/12	1336				
34	ZZZZZZ	ZZZZZZ	ZZZZZZ	05/02/12	1401				
35	ZZZZZZ	ZZZZZZ	ZZZZZZ	05/02/12	1425				
36	ZZZZZZ	ZZZZZZ	ZZZZZZ	05/02/12	1449				
37	ZZZZZZ	ZZZZZZ	ZZZZZZ	05/02/12	1513				
38	ZZZZZZ	ZZZZZZ	ZZZZZZ	05/02/12	1537				
39	ZZZZZZ	ZZZZZZ	ZZZZZZ	05/02/12	1602				
40	ZZZZZZ	ZZZZZZ	ZZZZZZ	05/02/12	1626				
41	ZZZZZZ	ZZZZZZ	ZZZZZZ	05/02/12	1650				
42	ZZZZZZ	ZZZZZZ	ZZZZZZ	05/02/12	1715				
43	ZZZZZZ	ZZZZZZ	ZZZZZZ	05/02/12	1739				
44	ZZZZZZ	ZZZZZZ	ZZZZZZ	05/02/12	1804				
45	EPAFMC-SW-01R	350589202	89202.D	05/02/12	1828	10.14		6.47	
46	EPAFMC-SW-03R	350589203	89203.D	05/02/12	1852	10.14		6.47	
47	EPAFMC-SW-04	350589204	89204.D	05/02/12	1916	10.14		6.47	
48	DFTPP1	45777	DFTPP1.D	05/03/12	0703				
49	CCV1076397	45886	SIMCCV1.D	05/03/12	0723	10.14		6.47	
50	ZZZZZZ	ZZZZZZ	ZZZZZZ	05/03/12	0749				
51	ZZZZZZ	ZZZZZZ	ZZZZZZ	05/03/12	0813				
52	128647LCS	128647LCS	9282LCS.D	05/03/12	0837	10.14		6.47	

			QC LIMITS
S1	=	p-Terphenyl-d14	(+/- 0.67 MINUTES)
S2	=	2-Fluorobiphenyl	(+/- 0.43 MINUTES)

Column used to flag retention time values with an asterisk.
* Values outside of QC limits

SEMI-VOLATILE ORGANIC ANALYTICAL SEQUENCE

Lab Name: Spectrum Analytical, Inc. Contract: OTIE-Five Mile Creek / Site 1392

Lab Code : PEL Case No.: SAS No: SDG No.: 3505892

GC Column: HPMS-5 ID: 0.25 (mm) Init. Calib. Date: 04/10/12

Instrument ID: SMSD01

THE ANALYTICAL SEQUENCE OF PERFORMANCE EVALUATION MIXTURES, BLANKS, SAMPLES, AND STANDARDS IS GIVEN BELOW:

MIDCAL SURROGATE RT FROM INITIAL CALIBRATION
S1 : 10.19 S2 : 6.52

	CLIENT SAMPLE NO	LAB SAMPLE ID	LAB FILE ID	DATE ANALYZED	TIME ANALYZED	S1 RT	#	S2 RT	#
53	ZZZZZZ	ZZZZZZ	ZZZZZZ	05/03/12	0901				
54	ZZZZZZ	ZZZZZZ	ZZZZZZ	05/03/12	0925				
55	ZZZZZZ	ZZZZZZ	ZZZZZZ	05/03/12	0949				
56	ZZZZZZ	ZZZZZZ	ZZZZZZ	05/03/12	1012				
57	ZZZZZZ	ZZZZZZ	ZZZZZZ	05/03/12	1036				
58	ZZZZZZ	ZZZZZZ	ZZZZZZ	05/03/12	1100				
59	ZZZZZZ	ZZZZZZ	ZZZZZZ	05/03/12	1124				
60	ZZZZZZ	ZZZZZZ	ZZZZZZ	05/03/12	1149				
61	ZZZZZZ	ZZZZZZ	ZZZZZZ	05/03/12	1213				
62	ZZZZZZ	ZZZZZZ	ZZZZZZ	05/03/12	1237				
63	ZZZZZZ	ZZZZZZ	ZZZZZZ	05/03/12	1301				
64	ZZZZZZ	ZZZZZZ	ZZZZZZ	05/03/12	1325				
65	EPAFMC-SD-30	350589201	89201.D	05/03/12	1350	10.14		6.47	
66	ZZZZZZ	ZZZZZZ	ZZZZZZ	05/03/12	1414				
67	ZZZZZZ	ZZZZZZ	ZZZZZZ	05/03/12	1439				

			QC LIMITS
S1	=	p-Terphenyl-d14	(+/- 0.67 MINUTES)
S2	=	2-Fluorobiphenyl	(+/- 0.43 MINUTES)

Column used to flag retention time values with an asterisk.
* Values outside of QC limits

Page 3 of 3

160512 1641 FORM VIII

3

SEMI-VOLATILE ORGANIC LAB CONTROL SAMPLE RECOVERY

EPA Sample No.

Lab Name: Spectrum Analytical, Inc. Contract: OTIE-Five Mile Creek / Site 13 128335LCS

Lab Code : PEL Case No. SAS No: SDG No.: 3505892

COMPOUND	SPIKE ADDED ug/L	LCS CONCENTRATION ug/L	LCS % REC #	LCS % RPD	QC LIMITS RPD	QC LIMITS REC.
1-Methylnaphthalene	0.5	0.35	70.0			68 - 115
2-Methylnaphthalene	0.5	0.5	100.0			47 - 121
Acenaphthene	0.5	0.44	88.0			64 - 110
Acenaphthylene	0.5	0.49	98.0			45 - 115
Anthracene	0.5	0.51	102.0			61 - 108
Benzo(a)anthracene	0.5	0.52	104.0			53 - 110
Benzo(a)pyrene	0.5	0.54	108.0			55 - 109
Benzo(b)fluoranthene	0.5	0.52	104.0			65 - 110
Benzo(g,h,i)perylene	0.5	0.42	84.0			68 - 115
Benzo(k)fluoranthene	0.5	0.43	86.0			70 - 111
Chrysene	0.5	0.38	76.0			71 - 115
Dibenzo(a,h)anthracene	0.5	0.35	70.0			60 - 104
Fluoranthene	0.5	0.46	92.0			63 - 114
Fluorene	0.5	0.49	98.0			59 - 120
Indeno(1,2,3-cd)pyrene	0.5	0.42	84.0			66 - 110
Naphthalene	0.5	0.46	92.0			68 - 125
Phenanthrene	0.5	0.44	88.0			31 - 147
Pyrene	0.5	0.41	82.0			59 - 120

Spike Recovery: 0 out of 18 outside limits

Column to be used to flag recovery values with an asterisk

* Values outside QC limits

Control limit source: (lab/method) METHOD

COMMENTS:

160512 1641

Form III

3

SEMI-VOLATILE ORGANIC LAB CONTROL SAMPLE RECOVERY

EPA Sample No.

Lab Name: Spectrum Analytical, Inc. Contract: OTIE-Five Mile Creek / Site 13 128336LCSD

Lab Code : PEL Case No. SAS No: SDG No.: 3505892

COMPOUND	SPIKE ADDED ug/L	LCS CONCENTRATION ug/L	LCS % REC #	LCS % RPD	QC LIMITS RPD	QC LIMITS REC.
1-Methylnaphthalene	0.5	0.35	70.0	0.0	20	68 - 115
2-Methylnaphthalene	0.5	0.47	94.0	6.2	20	47 - 121
Acenaphthene	0.5	0.44	88.0	0.0	20	64 - 110
Acenaphthylene	0.5	0.49	98.0	0.0	20	45 - 115
Anthracene	0.5	0.5	100.0	2.0	20	61 - 108
Benzo(a)anthracene	0.5	0.54	108.0	3.8	20	53 - 110
Benzo(a)pyrene	0.5	0.52	104.0	3.8	20	55 - 109
Benzo(b)fluoranthene	0.5	0.52	104.0	0.0	20	65 - 110
Benzo(g,h,i)perylene	0.5	0.43	86.0	2.4	20	68 - 115
Benzo(k)fluoranthene	0.5	0.42	84.0	2.4	20	70 - 111
Chrysene	0.5	0.38	76.0	0.0	20	71 - 115
Dibenzo(a,h)anthracene	0.5	0.44	88.0	22.8 *	20	60 - 104
Fluoranthene	0.5	0.46	92.0	0.0	20	63 - 114
Fluorene	0.5	0.48	96.0	2.1	20	59 - 120
Indeno(1,2,3-cd)pyrene	0.5	0.43	86.0	2.4	20	66 - 110
Naphthalene	0.5	0.45	90.0	2.2	20	68 - 125
Phenanthrene	0.5	0.44	88.0	0.0	20	31 - 147
Pyrene	0.5	0.42	84.0	2.4	20	59 - 120

Spike Recovery: 0 out of 18 outside limits

Column to be used to flag recovery values with an asterisk

* Values outside QC limits

Control limit source: (lab/method) METHOD

COMMENTS:

160512 1641

Form III

3

SEMI-VOLATILE ORGANIC LAB CONTROL SAMPLE RECOVERY

EPA Sample No.

Lab Name: Spectrum Analytical, Inc. Contract: OTIE-Five Mile Creek / Site 13 128647LCS

Lab Code : PEL Case No. SAS No: SDG No.: 3505892

COMPOUND	SPIKE ADDED ug/Kg	LCS CONCENTRATION ug/Kg	LCS % REC #	LCS % RPD	QC LIMITS RPD	QC LIMITS REC.
1-Methylnaphthalene	24.3	19.3	79.4			49 - 127
2-Methylnaphthalene	24.3	25.3	104.0			31 - 149
Acenaphthene	24.3	24	98.8			47 - 127
Acenaphthylene	24.3	24.7	102.0			45 - 129
Anthracene	24.3	29.6	122.0			56 - 123
Benzo(a)anthracene	24.3	31.2	128.0			39 - 140
Benzo(a)pyrene	24.3	27.3	112.0			52 - 130
Benzo(b)fluoranthene	24.3	25.9	107.0			40 - 143
Benzo(g,h,i)perylene	24.3	23.6	97.1			48 - 133
Benzo(k)fluoranthene	24.3	24.7	102.0			49 - 131
Chrysene	24.3	22.2	91.4			50 - 132
Dibenzo(a,h)anthracene	24.3	26.3	108.0			51 - 130
Fluoranthene	24.3	28	115.0			46 - 135
Fluorene	24.3	26.8	110.0			52 - 125
Indeno(1,2,3-cd)pyrene	24.3	25.2	104.0			48 - 135
Naphthalene	24.3	30.9	127.0			44 - 140
Phenanthrene	24.3	28.3	116.0			48 - 131
Pyrene	24.3	22.8	93.8			45 - 133

Spike Recovery: 0 out of 18 outside limits

Column to be used to flag recovery values with an asterisk

* Values outside QC limits

Control limit source: (lab/method) METHOD

COMMENTS:

160512 1641

Form III

8270 SIM Standards Data

160512 1641

SEMI-VOLATILE ORGANIC INITIAL CALIBRATION DATA

Lab Name: PEL, Spectrum Analytical, Inc. Contract: OTIE-Five Mile Creek / Site 1392

Lab Code : PEL Case No. SAS No: SDG No.: 3505892

Instrument ID: SMSD01 Calibration Date Begin: 04/10/12 End: 04/10/12

GC Column: HPMS-5 ID: 0.25 (mm) Calibration Time Begin: 755 End: 1216

Min RRF for SPCC(#) = N/A Max %RSD for CCC(*) = 15 %

LAB FILE ID: RRF0.02 =SIMCAL1.D RRF0.05 =SIMCAL2.D
RRF0.07 =SIMCAL3.D RRF0.1 =SIMCAL4.D RRF0.2 =SIMCAL5.D

COMPOUND	RRF0.02	RRF0.05	RRF0.07	RRF0.1	RRF0.2	$\overline{RRF}$	%RSD OR R^2
1-Methylnaphthalene	0.864	0.846	0.799	0.826	0.808		
2-Methylnaphthalene	0.537	0.553	0.533	0.544	0.571		
Acenaphthene	* 1.238	1.225	1.247	1.233	1.191		*
Acenaphthylene	1.591	1.614	1.557	1.570	1.552		
Anthracene	0.746	0.662	0.721	0.740	0.785		
Benzo(a)anthracene	0.640	0.622	0.639	0.638	0.653		
Benzo(a)pyrene	* 0.667	0.675	0.669	0.714	0.751		*
Benzo(b)fluoranthene	0.764	0.771	0.805	0.800	0.799		
Benzo(g,h,i)perylene	1.041	1.020	1.048	1.042	1.040		
Benzo(k)fluoranthene	1.573	1.459	1.428	1.459	1.476		
Chrysene	1.470	1.350	1.429	1.387	1.351		
Dibenzo(a,h)anthracene	0.755	0.832	0.847	0.915	0.877		
Fluoranthene	* 1.120	0.981	0.947	0.961	1.068		*
Fluorene	1.119	1.220	1.125	1.166	1.129		
Indeno(1,2,3-cd)pyrene	0.996	1.113	1.128	1.135	1.142		
Naphthalene	1.077	1.034	1.028	1.050	1.046		
Phenanthrene	0.943	0.901	0.902	0.902	0.971		
Pyrene	1.197	1.121	1.178	1.149	1.093		
==========							
p-Terphenyl-d14(SURR)	0.765	0.729	0.765	0.765	0.757		
2-Fluorobiphenyl(SURR)	1.341	1.337	1.289	1.421	1.345		

160512 1641

FORM VI

SEMI-VOLATILE ORGANIC INITIAL CALIBRATION DATA

Lab Name: PEL, Spectrum Analytical, Inc. Contract: OTIE-Five Mile Creek / Site 1392

Lab Code : PEL Case No. SAS No: SDG No.: 3505892

Instrument ID: SMSD01 Calibration Date Begin: 04/10/12 End: 04/10/12

GC Column: HPMS-5 ID: 0.25 (mm) Calibration Time Begin: 755 End: 1216

Min RRF for SPCC(#) = N/A Max %RSD for CCC(*) = 15 %

LAB FILE ID: RRF0.5 =SIMCAL6.D RRF0.7 =SIMCAL7.D
RRF1 =SIMCAL8.D RRF5 =SIMCAL9R.D RRF10 =SIMCAL10R.D

COMPOUND	RRF0.5	RRF0.7	RRF1	RRF5	RRF10	$\overline{RRF}$	%RSD OR R^2
1-Methylnaphthalene	0.800	0.742	0.787	0.715	0.731	0.79195	6.2
2-Methylnaphthalene	0.650	0.652	0.714	0.760	0.752	0.62663	14.5
Acenaphthene	* 1.232	1.222	1.214	1.308	1.268	1.2378	2.6 *
Acenaphthylene	1.663	1.645	1.670	1.883	1.894	1.66378	7.5
Anthracene	0.797	0.796	0.810	0.898	0.910	0.78632	9.7
Benzo(a)anthracene	0.742	0.791	0.737	0.907		0.70768	13.5
Benzo(a)pyrene	* 0.837	0.849	0.899	0.994		0.78373	14.9 *
Benzo(b)fluoranthene	0.938	0.894	0.927	1.118	1.107	0.89235	14.8
Benzo(g,h,i)perylene	1.199	1.138	1.195	1.431	1.235	1.13896	11.4
Benzo(k)fluoranthene	1.523	1.532	1.568	1.564	1.580	1.51612	3.7
Chrysene	1.485	1.415	1.390	1.209	1.153	1.3637	7.8
Dibenzo(a,h)anthracene	0.995	1.022	1.061	1.209		0.94593	14.7
Fluoranthene	* 1.124	1.100	1.164	1.272	1.291	1.10271	10.8 *
Fluorene	1.190	1.156	1.240	1.392	1.377	1.21143	8.2
Indeno(1,2,3-cd)pyrene	1.233	1.230	1.271	1.422	1.453	1.21234	11.7
Naphthalene	1.071	1.044	1.120	1.037	1.055	1.05605	2.6
Phenanthrene	1.013	1.007	1.062	1.135	1.137	0.99734	9.1
Pyrene	1.103	1.132	1.070	1.075	1.065	1.11802	4.1
p-Terphenyl-d14(SURR)	0.795	0.769	0.736	0.744	0.746	0.75703	2.5
2-Fluorobiphenyl(SURR)	1.290	1.301	1.321	1.480	1.458	1.35833	5.1

160512 1641

FORM VI

7SSC

SEMI-VOLATILE ORGANIC SECONDARY SOURCE CALIBRATION DATA

Lab Name: Spectrum Analytical, Inc. Contract: OTIE-Five Mile Creek / Site 1392

Lab Code : PEL Case No.: SAS No: SDG No.: 3505892

Instrument ID: SMSD01 CalibrationDate: 04/10/12 Time: 1240

CCV ID: SSC1068079 Lab File ID: SIMSECA.D Init. Calib. Date Begin: 04/10/12 End: 04/10/12

GC Column: HPMS-5 ID: 0.25 (mm)

Min RRF for SPCC(#) = N/A Max %D for CCC(*) = 20 %

COMPOUND		Expected	Found	%D / %Drift	Curve Type	
1-Methylnaphthalene		0.79195	0.63707	19.6	AVRG	
2-Methylnaphthalene		0.62663	0.62039	1.0	AVRG	
Acenaphthene	*	1.2378	1.09	11.9	AVRG	*
Acenaphthylene		1.66378	1.598	4.0	AVRG	
Anthracene		0.78632	0.88909	13.1	AVRG	
Benzo(a)anthracene		0.70768	0.80755	14.1	AVRG	
Benzo(a)pyrene	*	0.78373	0.80289	2.4	AVRG	*
Benzo(b)fluoranthene		0.89235	0.89937	0.8	AVRG	
Benzo(g,h,i)perylene		1.13896	0.98912	13.2	AVRG	
Benzo(k)fluoranthene		1.51612	1.348	11.1	AVRG	
Chrysene		1.3637	1.125	17.5	AVRG	
Dibenzo(a,h)anthracene		0.94593	0.89933	4.9	AVRG	
Fluoranthene	*	1.10271	0.99771	9.5	AVRG	*
Fluorene		1.21143	1.161	4.2	AVRG	
Indeno(1,2,3-cd)pyrene		1.21234	1.095	9.7	AVRG	
Naphthalene		1.05605	0.96598	8.5	AVRG	
Phenanthrene		0.99734	0.96523	3.2	AVRG	
Pyrene		1.11802	1.064	4.8	AVRG	
==========						
p-Terphenyl-d14(SURR)		0.75703	0.72078	4.8	AVRG	
2-Fluorobiphenyl(SURR)		1.35833	1.276	6.1	AVRG	

7

SEMI-VOLATILE ORGANIC CONTINUING CALIBRATION DATA

Lab Name: Spectrum Analytical, Inc. Contract: OTIE-Five Mile Creek / Site 1392

Lab Code : PEL Case No.: SAS No: SDG No.: 3505892

Instrument ID: SMSD01 CalibrationDate: 05/02/12 Time: 0751

CCV ID: CCV1075969 Lab File ID: SIMCCV1.D Init. Calib. Date Begin: 04/10/12 End: 04/10/12

GC Column: HPMS-5 ID: 0.25 (mm)

Min RRF for SPCC(#) = N/A Max %D for CCC(*) = 20 %

COMPOUND		Expected	Found	%D / %Drift	Curve Type	
1-Methylnaphthalene		0.79195	0.75152	5.1	AVRG	
2-Methylnaphthalene		0.62663	0.68499	9.3	AVRG	
Acenaphthene	*	1.2378	1.179	4.8	AVRG	*
Acenaphthylene		1.66378	1.759	5.7	AVRG	
Anthracene		0.78632	0.76434	2.8	AVRG	
Benzo(a)anthracene		0.70768	0.76893	8.7	AVRG	
Benzo(a)pyrene	*	0.78373	0.86662	10.6	AVRG	*
Benzo(b)fluoranthene		0.89235	0.99863	11.9	AVRG	
Benzo(g,h,i)perylene		1.13896	1.067	6.3	AVRG	
Benzo(k)fluoranthene		1.51612	1.423	6.1	AVRG	
Chrysene		1.3637	1.135	16.8	AVRG	
Dibenzo(a,h)anthracene		0.94593	0.86992	8.0	AVRG	
Fluoranthene	*	1.10271	1.114	1.0	AVRG	*
Fluorene		1.21143	1.255	3.6	AVRG	
Indeno(1,2,3-cd)pyrene		1.21234	1.114	8.1	AVRG	
Naphthalene		1.05605	1.018	3.6	AVRG	
Phenanthrene		0.99734	0.9283	6.9	AVRG	
Pyrene		1.11802	1.007	9.9	AVRG	
==========						
p-Terphenyl-d14(SURR)		0.75703	0.69272	8.5	AVRG	
2-Fluorobiphenyl(SURR)		1.35833	1.486	9.4	AVRG	

160512 1641

FORM VII

7

SEMI-VOLATILE ORGANIC CONTINUING CALIBRATION DATA

Lab Name: Spectrum Analytical, Inc. Contract: OTIE-Five Mile Creek / Site 1392

Lab Code : PEL Case No.: SAS No: SDG No.: 3505892

Instrument ID: SMSD01 CalibrationDate: 05/03/12 Time: 0723

CCV ID: CCV1076397 Lab File ID: SIMCCV1.D Init. Calib. Date Begin: 04/10/12 End: 04/10/12

GC Column: HPMS-5 ID: 0.25 (mm)

Min RRF for SPCC(#) = N/A Max %D for CCC(*) = 20 %

COMPOUND		Expected	Found	%D / %Drift	Curve Type	
1-Methylnaphthalene		0.79195	0.7374	6.9	AVRG	
2-Methylnaphthalene		0.62663	0.67067	7.0	AVRG	
Acenaphthene	*	1.2378	1.188	4.0	AVRG	*
Acenaphthylene		1.66378	1.82	9.4	AVRG	
Anthracene		0.78632	0.7584	3.6	AVRG	
Benzo(a)anthracene		0.70768	0.80275	13.4	AVRG	
Benzo(a)pyrene	*	0.78373	0.89932	14.7	AVRG	*
Benzo(b)fluoranthene		0.89235	0.89476	0.3	AVRG	
Benzo(g,h,i)perylene		1.13896	1.04	8.7	AVRG	
Benzo(k)fluoranthene		1.51612	1.481	2.3	AVRG	
Chrysene		1.3637	1.167	14.4	AVRG	
Dibenzo(a,h)anthracene		0.94593	0.89994	4.9	AVRG	
Fluoranthene	*	1.10271	1.111	0.8	AVRG	*
Fluorene		1.21143	1.274	5.2	AVRG	
Indeno(1,2,3-cd)pyrene		1.21234	1.139	6.0	AVRG	
Naphthalene		1.05605	1.029	2.6	AVRG	
Phenanthrene		0.99734	0.89949	9.8	AVRG	
Pyrene		1.11802	1.014	9.3	AVRG	
==========						
p-Terphenyl-d14(SURR)		0.75703	0.69696	7.9	AVRG	
2-Fluorobiphenyl(SURR)		1.35833	1.482	9.1	AVRG	

160512 1641

FORM VII

8270 Semi-Volatile Organics

160512 1641

CASE NARRATIVE
GC/MS SEMIVOLATILE ORGANICS

Spectrum Analytical Inc. Lab Reference No./SDG: 3505892

Client: OTIE

I. RECEIPT

No exceptions were encountered unless a Sample Receipt Exception Report is attached to the Chain-of-Custody or a communication form is included in the addendum with this package.

II. HOLDING TIMES

A. Sample Preparation: All holding times were met.

B. Sample Analysis: All holding times were met.

III. METHODS

EPA SW846 8270D

IV. PREPARATION

Soil samples were prepared by SW846 EPA 3545 for 8270 semi-volatile analysis.
Water samples were prepared by SW846 EPA 3510 for 8270 semi-volatile analysis.

V. ANALYSIS

A. Calibration:

All acceptance criteria were met. The low calibration standard is 500 ug/Kg for the following analyte: Pentachlorophenol.

B. Blanks:

All acceptance criteria were met with the exception of:

Blank 128824MB was analyzed with the soil samples extracted on 05/03/12. The following analyte was detected below RL: Bis(2-ethylhexyl)phthalate at 144 ug/Kg. Since this compound was detected below the RL, no further action was taken.

Samples coded accordingly.

C. Surrogates:

All acceptance criteria were met.

D. Spikes:

1. Laboratory Control Spikes (LCS)

All acceptance criteria were met with the exception of:

LCS 128810LCS was analyzed with the water samples extracted on 05/03/12. The following analytes were recovered above criteria: 2,4-Dinitrophenol at 124 % with criteria of (35-112), Benzo(b)fluoranthene at

Spectrum Analytical Inc. Lab Reference No./SDG: 3505892

Client: OTIE

116 % with criteria of (66-110). Since these compounds were recovered only slightly above criteria, no further action was taken.

LCS 128811LCSD was analyzed with the water samples extracted on 05/03/12. All criteria were met. The following analyte exceeded RPD criteria: Hexachlorocyclopentadiene at 20.6 % with criteria of (20). No further action was taken, since percent recovery limits were met.

LCS 128825LCS was analyzed with the soil samples extracted on 05/03/12. The following analyte had marginal exceedance limit failures: Bis(2-ethylhexyl)phthalate at 162 % with criteria of (58.3-135.7). Bis(2-ethylhexyl)phthalate is a common laboratory contaminant and that likely elevated spike recoveries. No further action was taken, since this compound was not detected in any soil samples.

Samples coded accordingly.

2. Matrix Spike/Matrix Spike Duplicate Samples (MS/SD)

No spikes requested by client.

E. Internal Standards:

All acceptance criteria were met.

F. Samples:

Sample analysis proceeded normally.

I certify that this data package is in compliance with the terms and conditions agreed to by the client and Spectrum Analytical Inc., both technically and for completeness, except for the conditions noted above. Release of the data contained in this hardcopy data package has been authorized by the Laboratory Manager or designated person, as, verified by the following signature.

Signature:
Name: Brian C. Spanh **Title:** Lab Director

SIGNED: **DATE:**
05/10/2012

CASE NARRATIVE

Spectrum Analytical Inc. Lab Reference No./SDG: 3505892

Client: OTIE

MANUAL INTEGRATION SUMMARY

The following analytes were manually integrated by the chemist.

Sample: 128825LCS Analyte: Caprolactam
Reason: Split Peak
Sample: EPAFMC-SD-30 Analyte: Benzo(b)fluoranthene
Reason: Split Peak
Sample: EPAFMC-SD-30 Analyte: Benzo(k)fluoranthene
Reason: Split Peak
Calibration Sample: SSC1072998 Analyte: Isophorone
Reason: Baseline integration, needs re-enforced due to interference on target peak
Calibration Sample: STD1073006 Analyte: Benzo(a)pyrene
Reason: Baseline integration, needs re-enforced due to interference on target peak

These manual integrations have been reviewed and meet all criteria in accordance with Spectrum Analytical Inc.'s SOP regarding manual integration.

Signature:
Name: Mark Jacobs **Title:** Chemist

CHEMIST: **DATE:** **05/09/2012**

Signature:
Name: Brian C. Spann **Title:** Lab Director

SECTION LEADER:
DATE: 05/10/2012

SEMI-VOLATILE ORGANIC CROSS REFERENCE TABLE

Lab Name: Spectrum Analytical, Inc. Contract: OTIE-Five Mile Creek / Site 1392

Lab Code : PEL Case No. SAS No: SDG No.: 3505892

Method: 8270

EPA Sample No	Lab Sample ID
EPAFMC-SD-30	350589201
EPAFMC-SW-01R	350589202
EPAFMC-SW-03R	350589203
EPAFMC-SW-04	350589204

160512 1641

8270 Sample Data

160512 1641

1

SEMI-VOLATILE ORGANIC ANALYSIS DATA SHEET

EPA Sample No.

EPAFMC-SD-30

Lab Name: Spectrum Analytical, Inc. Contract: OTIE-Five Mile Creek / Site 13

Lab Code : PEL Case No. SAS No: SDG No.: 3505892

Matrix: SOIL Lab Sample ID: 350589201 Lab File ID: 89201.D

Sample wt/vol: 25.15 Units: G Date Received: 04/27/12

Concentrated Extract Volume: 1 Date Extracted: 05/03/12

Level:(low/med) LOW Date Analyzed: 05/04/12 Time: 1122

PercentSolids: 84.4 decanted : Dilution Factor: 1

Extraction: OTHER Station ID: EPAFMC28 Method: 8270

GPC Cleanup : (Y/N) N pH:

Column(1): HPMS-5 ID: 0.25 (mm)

CONCENTRATION UNITS: UG/KG

CAS NO.	*ANALYTE*	*RESULT*	*Q*	*MDL*	*RL*
111-44-4	Bis(2-chloroethyl)ether	63.1	U	63.1	254
108-95-2	Phenol	61.2	U	61.2	1260
95-57-8	2-Chlorophenol	65	U	65	254
108-60-1	2,2'-Oxybis(1-chloropropane)	207	U	207	254
95-48-7	2-Methylphenol	90.4	U	90.4	252
67-72-1	Hexachloroethane	47.1	U	47.1	254
621-64-7	N-Nitroso-di-n-propylamine	57.5	U	57.5	254
106-44-5	4-Methylphenol	55.6	U	55.6	254
98-95-3	Nitrobenzene	56.5	U	56.5	254
78-59-1	Isophorone	55.6	U	55.6	254
88-75-5	2-Nitrophenol	67.8	U	67.8	254
105-67-9	2,4-Dimethylphenol	53.7	U	53.7	252
111-91-1	Bis(2-chloroethoxy)methane	53.7	U	53.7	252
120-83-2	2,4-Dichlorophenol	70.7	U	70.7	252
91-20-3	Naphthalene	60.3	U	60.3	254
106-47-8	4-Chloroaniline	59.4	U	59.4	254
91-57-6	2-Methylnaphthalene	54.6	U	54.6	254
87-68-3	Hexachlorobutadiene	54.6	U	54.6	254
59-50-7	4-Chloro-3-methylphenol	52.8	U	52.8	254
77-47-4	Hexachlorocyclopentadiene	37.7	U	37.7	628
88-06-2	2,4,6-Trichlorophenol	64.1	U	64.1	252
95-95-4	2,4,5-Trichlorophenol	69.7	U	69.7	252
91-58-7	2-Chloronaphthalene	62.8	U	62.8	254
88-74-4	2-Nitroaniline	53.7	U	53.7	254
208-96-8	Acenaphthylene	51.8	U	51.8	254
131-11-3	Dimethylphthalate	55.6	U	55.6	254

1

SEMI-VOLATILE ORGANIC ANALYSIS DATA SHEET

EPA Sample No.

EPAFMC-SD-30

Lab Name: Spectrum Analytical, Inc. Contract: OTIE-Five Mile Creek / Site 13

Lab Code : PEL Case No. SAS No: SDG No.: 3505892

Matrix: SOIL Lab Sample ID: 350589201 Lab File ID: 89201.D

Sample wt/vol: 25.15 Units: G Date Received: 04/27/12

Concentrated Extract Volume: 1 Date Extracted: 05/03/12

Level:(low/med) LOW Date Analyzed: 05/04/12 Time: 1122

PercentSolids: 84.4 decanted : Dilution Factor: 1

Extraction: OTHER Station ID: EPAFMC28 Method: 8270

GPC Cleanup : (Y/N) N pH:

Column(1): HPMS-5 ID: 0.25 (mm)

CONCENTRATION UNITS: UG/KG

CAS NO.	*ANALYTE*	*RESULT*	*Q*	*MDL*	*RL*
606-20-2	2,6-Dinitrotoluene	47.1	U	47.1	254
83-32-9	Acenaphthene	46.2	U	46.2	254
99-09-2	3-Nitroaniline	75.4	U	75.4	252
51-28-5	2,4-Dinitrophenol	207	U	207	1260
132-64-9	Dibenzofuran	50.9	U	50.9	254
121-14-2	2,4-Dinitrotoluene	46.2	U	46.2	254
100-02-7	4-Nitrophenol	49.9	U	49.9	628
86-73-7	Fluorene	48	U	48	254
7005-72-3	4-Chlorophenyl-phenylether	48	U	48	254
84-66-2	Diethylphthalate	48	U	48	254
100-01-6	4-Nitroaniline	82.9	U	82.9	252
534-52-1	4,6-Dinitro-2-methylphenol	251	U	251	254
86-30-6	N-Nitrosodiphenylamine	59.4	U	59.4	252
101-55-3	4-Bromophenyl-phenylether	46.2	U	46.2	254
118-74-1	Hexachlorobenzene	49.9	U	49.9	252
87-86-5	Pentachlorophenol	125	U	125	254
85-01-8	Phenanthrene	52.8	U	52.8	254
120-12-7	Anthracene	56.5	U	56.5	254
84-74-2	Di-n-butylphthalate	41.4	U	41.4	254
206-44-0	Fluoranthene	45.2	U	45.2	254
129-00-0	Pyrene	86.7	U	86.7	254
85-68-7	Butylbenzylphthalate	59.4	U	59.4	254
91-94-1	3,3'-Dichlorobenzidine	55.6	U	55.6	254
56-55-3	Benzo(a)anthracene	53.7	U	53.7	254
218-01-9	Chrysene	32	U	32	252
117-81-7	Bis(2-ethylhexyl)phthalate	78.2	U	78.2	254

1

SEMI-VOLATILE ORGANIC ANALYSIS DATA SHEET

EPA Sample No.

EPAFMC-SD-30

Lab Name: Spectrum Analytical, Inc. Contract: OTIE-Five Mile Creek / Site 13

Lab Code : PEL Case No. SAS No: SDG No.: 3505892

Matrix: SOIL Lab Sample ID: 350589201 Lab File ID: 89201.D

Sample wt/vol: 25.15 Units: G Date Received: 04/27/12

Concentrated Extract Volume: 1 Date Extracted: 05/03/12

Level:(low/med) LOW Date Analyzed: 05/04/12 Time: 1122

PercentSolids: 84.4 decanted : Dilution Factor: 1

Extraction: OTHER Station ID: EPAFMC28 Method: 8270

GPC Cleanup : (Y/N) N pH:

Column(1): HPMS-5 ID: 0.25 (mm)

CONCENTRATION UNITS: UG/KG

CAS NO.	*ANALYTE*	*RESULT*	*Q*	*MDL*	*RL*
117-84-0	Di-n-octylphthalate	54.6	U	54.6	254
205-99-2	Benzo(b)fluoranthene	59.4	U	59.4	254
207-08-9	Benzo(k)fluoranthene	53.7	U	53.7	254
50-32-8	Benzo(a)pyrene	40.5	U	40.5	254
193-39-5	Indeno(1,2,3-cd)pyrene	49	U	49	254
53-70-3	Dibenzo(a,h)anthracene	38.6	U	38.6	254
191-24-2	Benzo(g,h,i)perylene	37.7	U	37.7	254
98-86-2	Acetophenone	94.2	U	94.2	254
95-94-3	1,2,4,5-Tetrachlorobenzene	44.3	U	44.3	254
86-74-8	Carbazole	50.9	U	50.9	254
105-60-2	Caprolactam	132	U	132	254
92-52-4	1,1'-Biphenyl	57.5	U	57.5	254
1912-24-9	Atrazine	74.4	U	74.4	254
100-52-7	Benzaldehyde	42.4	U	42.4	254

1

SEMI-VOLATILE ORGANIC ANALYSIS DATA SHEET

EPA Sample No.

EPAFMC-SW-01R

Lab Name: Spectrum Analytical, Inc. Contract: OTIE-Five Mile Creek / Site 13

Lab Code : PEL Case No. SAS No: SDG No.: 3505892

Matrix: WATER Lab Sample ID: 350589202 Lab File ID: 89202.D

Sample wt/vol: 980 Units: ML Date Received: 04/27/12

Concentrated Extract Volume: 1 Date Extracted: 05/03/12

Level:(low/med) LOW Date Analyzed: 05/03/12 Time: 2333

PercentSolids: 0 decanted : Dilution Factor: 1

Extraction: SEPF Station ID: EPAFMC11 Method: 8270

GPC Cleanup : (Y/N) N pH:

Column(1): HPMS-5 ID: 0.25 (mm)

CONCENTRATION UNITS: UG/L

CAS NO.	*ANALYTE*	*RESULT*	*Q*	*MDL*	*RL*
111-44-4	Bis(2-chloroethyl)ether	3.1	U	3.1	4.1
108-95-2	Phenol	1.7	U	1.7	4.1
95-57-8	2-Chlorophenol	3	U	3	4.1
108-60-1	2,2'-Oxybis(1-chloropropane)	3.4	U	3.4	4.1
95-48-7	2-Methylphenol	2.6	U	2.6	4.1
67-72-1	Hexachloroethane	2.6	U	2.6	4.1
621-64-7	N-Nitroso-di-n-propylamine	3.1	U	3.1	4.1
106-44-5	4-Methylphenol	6.2	U	6.2	10.2
98-95-3	Nitrobenzene	1	U	1	4.1
78-59-1	Isophorone	3.9	U	3.9	4.1
88-75-5	2-Nitrophenol	0.78	U	0.78	4.1
105-67-9	2,4-Dimethylphenol	2.3	U	2.3	4.1
111-91-1	Bis(2-chloroethoxy)methane	3.6	U	3.6	4.1
120-83-2	2,4-Dichlorophenol	3.2	U	3.2	4.1
91-20-3	Naphthalene	2.8	U	2.8	4.1
106-47-8	4-Chloroaniline	3.1	U	3.1	4.1
91-57-6	2-Methylnaphthalene	2.8	U	2.8	4.1
87-68-3	Hexachlorobutadiene	2.6	U	2.6	4.1
59-50-7	4-Chloro-3-methylphenol	2.8	U	2.8	4.1
77-47-4	Hexachlorocyclopentadiene	0.84	U	0.84	4.1
88-06-2	2,4,6-Trichlorophenol	0.86	U	0.86	4.1
95-95-4	2,4,5-Trichlorophenol	3.5	U	3.5	4.1
91-58-7	2-Chloronaphthalene	2.8	U	2.8	4.1
88-74-4	2-Nitroaniline	3.1	U	3.1	4.1
208-96-8	Acenaphthylene	3.1	U	3.1	4.1
131-11-3	Dimethylphthalate	3.1	U	3.1	4.1

1

SEMI-VOLATILE ORGANIC ANALYSIS DATA SHEET

EPA Sample No.

EPAFMC-SW-01R

Lab Name: Spectrum Analytical, Inc. Contract: OTIE-Five Mile Creek / Site 13

Lab Code : PEL Case No. SAS No: SDG No.: 3505892

Matrix: WATER Lab Sample ID: 350589202 Lab File ID: 89202.D

Sample wt/vol: 980 Units: ML Date Received: 04/27/12

Concentrated Extract Volume: 1 Date Extracted: 05/03/12

Level:(low/med) LOW Date Analyzed: 05/03/12 Time: 2333

PercentSolids: 0 decanted : Dilution Factor: 1

Extraction: SEPF Station ID: EPAFMC11 Method: 8270

GPC Cleanup : (Y/N) N pH:

Column(1): HPMS-5 ID: 0.25 (mm)

CONCENTRATION UNITS: UG/L

CAS NO.	*ANALYTE*	*RESULT*	*Q*	*MDL*	*RL*
606-20-2	2,6-Dinitrotoluene	2.8	U	2.8	4.1
83-32-9	Acenaphthene	2.8	U	2.8	4.1
99-09-2	3-Nitroaniline	2.8	U	2.8	4.1
51-28-5	2,4-Dinitrophenol	5.7	U	5.7	20.4
132-64-9	Dibenzofuran	2.8	U	2.8	4.1
121-14-2	2,4-Dinitrotoluene	2.8	U	2.8	4.1
100-02-7	4-Nitrophenol	4.1	U	4.1	4.1
86-73-7	Fluorene	3	U	3	4.1
7005-72-3	4-Chlorophenyl-phenylether	2.6	U	2.6	4.1
84-66-2	Diethylphthalate	2.8	U	2.8	4.1
100-01-6	4-Nitroaniline	1.5	U	1.5	4.1
534-52-1	4,6-Dinitro-2-methylphenol	4.1	U	4.1	4.1
86-30-6	N-Nitrosodiphenylamine	3.5	U	3.5	4.1
101-55-3	4-Bromophenyl-phenylether	2.3	U	2.3	4.1
118-74-1	Hexachlorobenzene	0.42	U	0.42	4.1
87-86-5	Pentachlorophenol	1.4	U	1.4	10.2
85-01-8	Phenanthrene	2.8	U	2.8	4.1
120-12-7	Anthracene	2.8	U	2.8	4.1
84-74-2	Di-n-butylphthalate	0.88	U	0.88	4.1
206-44-0	Fluoranthene	2.8	U	2.8	4.1
129-00-0	Pyrene	1.2	U	1.2	4.1
85-68-7	Butylbenzylphthalate	3.1	U	3.1	4.1
91-94-1	3,3'-Dichlorobenzidine	2.8	U	2.8	4.1
56-55-3	Benzo(a)anthracene	2.6	U	2.6	4.1
218-01-9	Chrysene	3	U	3	4.1
117-81-7	Bis(2-ethylhexyl)phthalate	4.5	U	4.5	5.1

1

SEMI-VOLATILE ORGANIC ANALYSIS DATA SHEET

EPA Sample No.

EPAFMC-SW-01R

Lab Name: Spectrum Analytical, Inc. Contract: OTIE-Five Mile Creek / Site 13

Lab Code : PEL Case No. SAS No: SDG No.: 3505892

Matrix: WATER Lab Sample ID: 350589202 Lab File ID: 89202.D

Sample wt/vol: 980 Units: ML Date Received: 04/27/12

Concentrated Extract Volume: 1 Date Extracted: 05/03/12

Level:(low/med) LOW Date Analyzed: 05/03/12 Time: 2333

PercentSolids: 0 decanted : Dilution Factor: 1

Extraction: SEPF Station ID: EPAFMC11 Method: 8270

GPC Cleanup : (Y/N) N pH:

Column(1): HPMS-5 ID: 0.25 (mm)

CONCENTRATION UNITS: UG/L

CAS NO.	*ANALYTE*	*RESULT*	*Q*	*MDL*	*RL*
117-84-0	Di-n-octylphthalate	2	U	2	4.1
205-99-2	Benzo(b)fluoranthene	2.6	U	2.6	4.1
207-08-9	Benzo(k)fluoranthene	3	U	3	4.1
50-32-8	Benzo(a)pyrene	2.8	U	2.8	4.1
193-39-5	Indeno(1,2,3-cd)pyrene	1.6	U	1.6	4.1
53-70-3	Dibenzo(a,h)anthracene	1.2	U	1.2	4.1
191-24-2	Benzo(g,h,i)perylene	2.6	U	2.6	4.1
98-86-2	Acetophenone	4.1	U	4.1	4.1
95-94-3	1,2,4,5-Tetrachlorobenzene	2.2	U	2.2	4.1
86-74-8	Carbazole	3.2	U	3.2	4.1
105-60-2	Caprolactam	4.1	U	4.1	4.1
92-52-4	1,1'-Biphenyl	0.78	U	0.78	4.1
1912-24-9	Atrazine	0.55	U	0.55	4.1
100-52-7	Benzaldehyde	0.5	U	0.5	4.1

1

SEMI-VOLATILE ORGANIC ANALYSIS DATA SHEET

EPA Sample No.

EPAFMC-SW-03R

Lab Name: Spectrum Analytical, Inc. Contract: OTIE-Five Mile Creek / Site 13

Lab Code : PEL Case No. SAS No: SDG No.: 3505892

Matrix: WATER Lab Sample ID: 350589203 Lab File ID: 89203.D

Sample wt/vol: 980 Units: ML Date Received: 04/27/12

Concentrated Extract Volume: 1 Date Extracted: 05/03/12

Level:(low/med) LOW Date Analyzed: 05/03/12 Time: 2356

PercentSolids: 0 decanted : Dilution Factor: 1

Extraction: SEPF Station ID: EPAFMC11 Method: 8270

GPC Cleanup : (Y/N) N pH:

Column(1): HPMS-5 ID: 0.25 (mm)

CONCENTRATION UNITS: UG/L

CAS NO.	*ANALYTE*	*RESULT*	*Q*	*MDL*	*RL*
111-44-4	Bis(2-chloroethyl)ether	3.1	U	3.1	4.1
108-95-2	Phenol	1.7	U	1.7	4.1
95-57-8	2-Chlorophenol	3	U	3	4.1
108-60-1	2,2'-Oxybis(1-chloropropane)	3.4	U	3.4	4.1
95-48-7	2-Methylphenol	2.6	U	2.6	4.1
67-72-1	Hexachloroethane	2.6	U	2.6	4.1
621-64-7	N-Nitroso-di-n-propylamine	3.1	U	3.1	4.1
106-44-5	4-Methylphenol	6.2	U	6.2	10.2
98-95-3	Nitrobenzene	1	U	1	4.1
78-59-1	Isophorone	3.9	U	3.9	4.1
88-75-5	2-Nitrophenol	0.78	U	0.78	4.1
105-67-9	2,4-Dimethylphenol	2.3	U	2.3	4.1
111-91-1	Bis(2-chloroethoxy)methane	3.6	U	3.6	4.1
120-83-2	2,4-Dichlorophenol	3.2	U	3.2	4.1
91-20-3	Naphthalene	2.8	U	2.8	4.1
106-47-8	4-Chloroaniline	3.1	U	3.1	4.1
91-57-6	2-Methylnaphthalene	2.8	U	2.8	4.1
87-68-3	Hexachlorobutadiene	2.6	U	2.6	4.1
59-50-7	4-Chloro-3-methylphenol	2.8	U	2.8	4.1
77-47-4	Hexachlorocyclopentadiene	0.84	U	0.84	4.1
88-06-2	2,4,6-Trichlorophenol	0.86	U	0.86	4.1
95-95-4	2,4,5-Trichlorophenol	3.5	U	3.5	4.1
91-58-7	2-Chloronaphthalene	2.8	U	2.8	4.1
88-74-4	2-Nitroaniline	3.1	U	3.1	4.1
208-96-8	Acenaphthylene	3.1	U	3.1	4.1
131-11-3	Dimethylphthalate	3.1	U	3.1	4.1

1

SEMI-VOLATILE ORGANIC ANALYSIS DATA SHEET

EPA Sample No.

EPAFMC-SW-03R

Lab Name: Spectrum Analytical, Inc. Contract: OTIE-Five Mile Creek / Site 13

Lab Code : PEL Case No. SAS No: SDG No.: 3505892

Matrix: WATER Lab Sample ID: 350589203 Lab File ID: 89203.D

Sample wt/vol: 980 Units: ML Date Received: 04/27/12

Concentrated Extract Volume: 1 Date Extracted: 05/03/12

Level:(low/med) LOW Date Analyzed: 05/03/12 Time: 2356

PercentSolids: 0 decanted : Dilution Factor: 1

Extraction: SEPF Station ID: EPAFMC11 Method: 8270

GPC Cleanup : (Y/N) N pH:

Column(1): HPMS-5 ID: 0.25 (mm)

CONCENTRATION UNITS: UG/L

CAS NO.	*ANALYTE*	*RESULT*	*Q*	*MDL*	*RL*
606-20-2	2,6-Dinitrotoluene	2.8	U	2.8	4.1
83-32-9	Acenaphthene	2.8	U	2.8	4.1
99-09-2	3-Nitroaniline	2.8	U	2.8	4.1
51-28-5	2,4-Dinitrophenol	5.7	U	5.7	20.4
132-64-9	Dibenzofuran	2.8	U	2.8	4.1
121-14-2	2,4-Dinitrotoluene	2.8	U	2.8	4.1
100-02-7	4-Nitrophenol	4.1	U	4.1	4.1
86-73-7	Fluorene	3	U	3	4.1
7005-72-3	4-Chlorophenyl-phenylether	2.6	U	2.6	4.1
84-66-2	Diethylphthalate	2.8	U	2.8	4.1
100-01-6	4-Nitroaniline	1.5	U	1.5	4.1
534-52-1	4,6-Dinitro-2-methylphenol	4.1	U	4.1	4.1
86-30-6	N-Nitrosodiphenylamine	3.5	U	3.5	4.1
101-55-3	4-Bromophenyl-phenylether	2.3	U	2.3	4.1
118-74-1	Hexachlorobenzene	0.42	U	0.42	4.1
87-86-5	Pentachlorophenol	1.4	U	1.4	10.2
85-01-8	Phenanthrene	2.8	U	2.8	4.1
120-12-7	Anthracene	2.8	U	2.8	4.1
84-74-2	Di-n-butylphthalate	0.88	U	0.88	4.1
206-44-0	Fluoranthene	2.8	U	2.8	4.1
129-00-0	Pyrene	1.2	U	1.2	4.1
85-68-7	Butylbenzylphthalate	3.1	U	3.1	4.1
91-94-1	3,3'-Dichlorobenzidine	2.8	U	2.8	4.1
56-55-3	Benzo(a)anthracene	2.6	U	2.6	4.1
218-01-9	Chrysene	3	U	3	4.1
117-81-7	Bis(2-ethylhexyl)phthalate	4.5	U	4.5	5.1

1

SEMI-VOLATILE ORGANIC ANALYSIS DATA SHEET

EPA Sample No.

EPAFMC-SW-03R

Lab Name: Spectrum Analytical, Inc. Contract: OTIE-Five Mile Creek / Site 13

Lab Code : PEL Case No. SAS No: SDG No.: 3505892

Matrix: WATER Lab Sample ID: 350589203 Lab File ID: 89203.D

Sample wt/vol: 980 Units: ML Date Received: 04/27/12

Concentrated Extract Volume: 1 Date Extracted: 05/03/12

Level:(low/med) LOW Date Analyzed: 05/03/12 Time: 2356

PercentSolids: 0 decanted : Dilution Factor: 1

Extraction: SEPF Station ID: EPAFMC11 Method: 8270

GPC Cleanup : (Y/N) N pH:

Column(1): HPMS-5 ID: 0.25 (mm)

CONCENTRATION UNITS: UG/L

CAS NO.	*ANALYTE*	*RESULT*	*Q*	*MDL*	*RL*
117-84-0	Di-n-octylphthalate	2	U	2	4.1
205-99-2	Benzo(b)fluoranthene	2.6	U	2.6	4.1
207-08-9	Benzo(k)fluoranthene	3	U	3	4.1
50-32-8	Benzo(a)pyrene	2.8	U	2.8	4.1
193-39-5	Indeno(1,2,3-cd)pyrene	1.6	U	1.6	4.1
53-70-3	Dibenzo(a,h)anthracene	1.2	U	1.2	4.1
191-24-2	Benzo(g,h,i)perylene	2.6	U	2.6	4.1
98-86-2	Acetophenone	4.1	U	4.1	4.1
95-94-3	1,2,4,5-Tetrachlorobenzene	2.2	U	2.2	4.1
86-74-8	Carbazole	3.2	U	3.2	4.1
105-60-2	Caprolactam	4.1	U	4.1	4.1
92-52-4	1,1'-Biphenyl	0.78	U	0.78	4.1
1912-24-9	Atrazine	0.55	U	0.55	4.1
100-52-7	Benzaldehyde	0.5	U	0.5	4.1

1

SEMI-VOLATILE ORGANIC ANALYSIS DATA SHEET

EPA Sample No.

EPAFMC-SW-04

Lab Name: Spectrum Analytical, Inc. Contract: OTIE-Five Mile Creek / Site 13

Lab Code : PEL Case No. SAS No: SDG No.: 3505892

Matrix: WATER Lab Sample ID: 350589204 Lab File ID: 89204.D

Sample wt/vol: 980 Units: ML Date Received: 04/27/12

Concentrated Extract Volume: 1 Date Extracted: 05/03/12

Level:(low/med) LOW Date Analyzed: 05/04/12 Time: 0020

PercentSolids: 0 decanted : Dilution Factor: 1

Extraction: SEPF Station ID: EPAFMC28 Method: 8270

GPC Cleanup : (Y/N) N pH:

Column(1): HPMS-5 ID: 0.25 (mm)

CONCENTRATION UNITS: UG/L

CAS NO.	*ANALYTE*	*RESULT*	*Q*	*MDL*	*RL*
111-44-4	Bis(2-chloroethyl)ether	3.1	U	3.1	4.1
108-95-2	Phenol	1.7	U	1.7	4.1
95-57-8	2-Chlorophenol	3	U	3	4.1
108-60-1	2,2'-Oxybis(1-chloropropane)	3.4	U	3.4	4.1
95-48-7	2-Methylphenol	2.6	U	2.6	4.1
67-72-1	Hexachloroethane	2.6	U	2.6	4.1
621-64-7	N-Nitroso-di-n-propylamine	3.1	U	3.1	4.1
106-44-5	4-Methylphenol	6.2	U	6.2	10.2
98-95-3	Nitrobenzene	1	U	1	4.1
78-59-1	Isophorone	3.9	U	3.9	4.1
88-75-5	2-Nitrophenol	0.78	U	0.78	4.1
105-67-9	2,4-Dimethylphenol	2.3	U	2.3	4.1
111-91-1	Bis(2-chloroethoxy)methane	3.6	U	3.6	4.1
120-83-2	2,4-Dichlorophenol	3.2	U	3.2	4.1
91-20-3	Naphthalene	2.8	U	2.8	4.1
106-47-8	4-Chloroaniline	3.1	U	3.1	4.1
91-57-6	2-Methylnaphthalene	2.8	U	2.8	4.1
87-68-3	Hexachlorobutadiene	2.6	U	2.6	4.1
59-50-7	4-Chloro-3-methylphenol	2.8	U	2.8	4.1
77-47-4	Hexachlorocyclopentadiene	0.84	U	0.84	4.1
88-06-2	2,4,6-Trichlorophenol	0.86	U	0.86	4.1
95-95-4	2,4,5-Trichlorophenol	3.5	U	3.5	4.1
91-58-7	2-Chloronaphthalene	2.8	U	2.8	4.1
88-74-4	2-Nitroaniline	3.1	U	3.1	4.1
208-96-8	Acenaphthylene	3.1	U	3.1	4.1
131-11-3	Dimethylphthalate	3.1	U	3.1	4.1

1

SEMI-VOLATILE ORGANIC ANALYSIS DATA SHEET

EPA Sample No.

EPAFMC-SW-04

Lab Name: Spectrum Analytical, Inc. Contract: OTIE-Five Mile Creek / Site 13

Lab Code : PEL Case No. SAS No: SDG No.: 3505892

Matrix: WATER Lab Sample ID: 350589204 Lab File ID: 89204.D

Sample wt/vol: 980 Units: ML Date Received: 04/27/12

Concentrated Extract Volume: 1 Date Extracted: 05/03/12

Level:(low/med) LOW Date Analyzed: 05/04/12 Time: 0020

PercentSolids: 0 decanted : Dilution Factor: 1

Extraction: SEPF Station ID: EPAFMC28 Method: 8270

GPC Cleanup : (Y/N) N pH:

Column(1): HPMS-5 ID: 0.25 (mm)

CONCENTRATION UNITS: UG/L

CAS NO.	*ANALYTE*	*RESULT*	*Q*	*MDL*	*RL*
606-20-2	2,6-Dinitrotoluene	2.8	U	2.8	4.1
83-32-9	Acenaphthene	2.8	U	2.8	4.1
99-09-2	3-Nitroaniline	2.8	U	2.8	4.1
51-28-5	2,4-Dinitrophenol	5.7	U	5.7	20.4
132-64-9	Dibenzofuran	2.8	U	2.8	4.1
121-14-2	2,4-Dinitrotoluene	2.8	U	2.8	4.1
100-02-7	4-Nitrophenol	4.1	U	4.1	4.1
86-73-7	Fluorene	3	U	3	4.1
7005-72-3	4-Chlorophenyl-phenylether	2.6	U	2.6	4.1
84-66-2	Diethylphthalate	2.8	U	2.8	4.1
100-01-6	4-Nitroaniline	1.5	U	1.5	4.1
534-52-1	4,6-Dinitro-2-methylphenol	4.1	U	4.1	4.1
86-30-6	N-Nitrosodiphenylamine	3.5	U	3.5	4.1
101-55-3	4-Bromophenyl-phenylether	2.3	U	2.3	4.1
118-74-1	Hexachlorobenzene	0.42	U	0.42	4.1
87-86-5	Pentachlorophenol	1.4	U	1.4	10.2
85-01-8	Phenanthrene	2.8	U	2.8	4.1
120-12-7	Anthracene	2.8	U	2.8	4.1
84-74-2	Di-n-butylphthalate	0.88	U	0.88	4.1
206-44-0	Fluoranthene	2.8	U	2.8	4.1
129-00-0	Pyrene	1.2	U	1.2	4.1
85-68-7	Butylbenzylphthalate	3.1	U	3.1	4.1
91-94-1	3,3'-Dichlorobenzidine	2.8	U	2.8	4.1
56-55-3	Benzo(a)anthracene	2.6	U	2.6	4.1
218-01-9	Chrysene	3	U	3	4.1
117-81-7	Bis(2-ethylhexyl)phthalate	10.3		4.5	5.1

1

SEMI-VOLATILE ORGANIC ANALYSIS DATA SHEET

EPA Sample No.

EPAFMC-SW-04

Lab Name: Spectrum Analytical, Inc. Contract: OTIE-Five Mile Creek / Site 13

Lab Code : PEL Case No. SAS No: SDG No.: 3505892

Matrix: WATER Lab Sample ID: 350589204 Lab File ID: 89204.D

Sample wt/vol: 980 Units: ML Date Received: 04/27/12

Concentrated Extract Volume: 1 Date Extracted: 05/03/12

Level:(low/med) LOW Date Analyzed: 05/04/12 Time: 0020

PercentSolids: 0 decanted : Dilution Factor: 1

Extraction: SEPF Station ID: EPAFMC28 Method: 8270

GPC Cleanup : (Y/N) N pH:

Column(1): HPMS-5 ID: 0.25 (mm)

CONCENTRATION UNITS: UG/L

CAS NO.	*ANALYTE*	*RESULT*	*Q*	*MDL*	*RL*
117-84-0	Di-n-octylphthalate	2	U	2	4.1
205-99-2	Benzo(b)fluoranthene	2.6	U	2.6	4.1
207-08-9	Benzo(k)fluoranthene	3	U	3	4.1
50-32-8	Benzo(a)pyrene	2.8	U	2.8	4.1
193-39-5	Indeno(1,2,3-cd)pyrene	1.6	U	1.6	4.1
53-70-3	Dibenzo(a,h)anthracene	1.2	U	1.2	4.1
191-24-2	Benzo(g,h,i)perylene	2.6	U	2.6	4.1
98-86-2	Acetophenone	4.1	U	4.1	4.1
95-94-3	1,2,4,5-Tetrachlorobenzene	2.2	U	2.2	4.1
86-74-8	Carbazole	3.2	U	3.2	4.1
105-60-2	Caprolactam	4.1	U	4.1	4.1
92-52-4	1,1'-Biphenyl	0.78	U	0.78	4.1
1912-24-9	Atrazine	0.55	U	0.55	4.1
100-52-7	Benzaldehyde	0.5	U	0.5	4.1

8270 QC Summary

160512 1641

1

SEMI-VOLATILE ORGANIC ANALYSIS DATA SHEET

EPA Sample No.

128809MB

Lab Name: Spectrum Analytical, Inc. Contract: OTIE-Five Mile Creek / Site 1392

Lab Code : PEL Case No.: SAS No: SDG No.: 3505892

Matrix: WATER Lab Sample ID: 128809MB Lab File ID: 9295MB.D

Sample wt/vol: 1000 Units: ML Date Received: 05/03/12

Concentrated Extract Volume: 1 Date Extracted: 05/03/12

Level:(low/med) LOW Date Analyzed: 05/03/12 Time: 1711

PercentSolids: 0 decanted : (Dilution Factor: 1

Extraction: SEPF Station ID: Method: 8270

GPC Cleanup : (Y/N) N pH:

Column(1): HPMS-5 ID: 0.25 (mm)

CONCENTRATION UNITS: UG/L

CAS NO.	*ANALYTE*	*RESULT*	*Q*	*MDL*	*RL*
111-44-4	Bis(2-chloroethyl)ether	3	U	3	4
108-95-2	Phenol	1.7	U	1.7	4
95-57-8	2-Chlorophenol	2.9	U	2.9	4
108-60-1	2,2'-Oxybis(1-chloropropane)	3.3	U	3.3	4
95-48-7	2-Methylphenol	2.6	U	2.6	4
67-72-1	Hexachloroethane	2.6	U	2.6	4
621-64-7	N-Nitroso-di-n-propylamine	3	U	3	4
106-44-5	4-Methylphenol	6.1	U	6.1	10
98-95-3	Nitrobenzene	1	U	1	4
78-59-1	Isophorone	3.8	U	3.8	4
88-75-5	2-Nitrophenol	0.77	U	0.77	4
105-67-9	2,4-Dimethylphenol	2.3	U	2.3	4
111-91-1	Bis(2-chloroethoxy)methane	3.5	U	3.5	4
120-83-2	2,4-Dichlorophenol	3.1	U	3.1	4
91-20-3	Naphthalene	2.8	U	2.8	4
106-47-8	4-Chloroaniline	3	U	3	4
91-57-6	2-Methylnaphthalene	2.8	U	2.8	4
87-68-3	Hexachlorobutadiene	2.5	U	2.5	4
59-50-7	4-Chloro-3-methylphenol	2.7	U	2.7	4
77-47-4	Hexachlorocyclopentadiene	0.82	U	0.82	4
88-06-2	2,4,6-Trichlorophenol	0.84	U	0.84	4
95-95-4	2,4,5-Trichlorophenol	3.4	U	3.4	4
91-58-7	2-Chloronaphthalene	2.8	U	2.8	4
88-74-4	2-Nitroaniline	3	U	3	4
208-96-8	Acenaphthylene	3	U	3	4
131-11-3	Dimethylphthalate	3	U	3	4
606-20-2	2,6-Dinitrotoluene	2.8	U	2.8	4

1

SEMI-VOLATILE ORGANIC ANALYSIS DATA SHEET

EPA Sample No.

128809MB

Lab Name: Spectrum Analytical, Inc. Contract: OTIE-Five Mile Creek / Site 1392

Lab Code : PEL Case No.: SAS No: SDG No.: 3505892

Matrix: WATER Lab Sample ID: 128809MB Lab File ID: 9295MB.D

Sample wt/vol: 1000 Units: ML Date Received: 05/03/12

Concentrated Extract Volume: 1 Date Extracted: 05/03/12

Level:(low/med) LOW Date Analyzed: 05/03/12 Time: 1711

PercentSolids: 0 decanted : (Dilution Factor: 1

Extraction: SEPF Station ID: Method: 8270

GPC Cleanup : (Y/N) N pH:

Column(1): HPMS-5 ID: 0.25 (mm)

CONCENTRATION UNITS: UG/L

CAS NO.	*ANALYTE*	*RESULT*	*Q*	*MDL*	*RL*
83-32-9	Acenaphthene	2.8	U	2.8	4
99-09-2	3-Nitroaniline	2.8	U	2.8	4
51-28-5	2,4-Dinitrophenol	5.6	U	5.6	20
132-64-9	Dibenzofuran	2.7	U	2.7	4
121-14-2	2,4-Dinitrotoluene	2.8	U	2.8	4
100-02-7	4-Nitrophenol	4	U	4	4
86-73-7	Fluorene	2.9	U	2.9	4
7005-72-3	4-Chlorophenyl-phenylether	2.5	U	2.5	4
84-66-2	Diethylphthalate	2.8	U	2.8	4
100-01-6	4-Nitroaniline	1.5	U	1.5	4
534-52-1	4,6-Dinitro-2-methylphenol	4	U	4	4
86-30-6	N-Nitrosodiphenylamine	3.4	U	3.4	4
101-55-3	4-Bromophenyl-phenylether	2.3	U	2.3	4
118-74-1	Hexachlorobenzene	0.41	U	0.41	4
87-86-5	Pentachlorophenol	1.4	U	1.4	10
85-01-8	Phenanthrene	2.8	U	2.8	4
120-12-7	Anthracene	2.8	U	2.8	4
84-74-2	Di-n-butylphthalate	0.86	U	0.86	4
206-44-0	Fluoranthene	2.8	U	2.8	4
129-00-0	Pyrene	1.2	U	1.2	4
85-68-7	Butylbenzylphthalate	3	U	3	4
91-94-1	3,3'-Dichlorobenzidine	2.7	U	2.7	4
56-55-3	Benzo(a)anthracene	2.6	U	2.6	4
218-01-9	Chrysene	2.9	U	2.9	4
117-81-7	Bis(2-ethylhexyl)phthalate	4.4	U	4.4	5
117-84-0	Di-n-octylphthalate	2	U	2	4
205-99-2	Benzo(b)fluoranthene	2.6	U	2.6	4

160512 1641

Form I

1

SEMI-VOLATILE ORGANIC ANALYSIS DATA SHEET

EPA Sample No.

128809MB

Lab Name: Spectrum Analytical, Inc. Contract: OTIE-Five Mile Creek / Site 1392

Lab Code : PEL Case No.: SAS No: SDG No.: 3505892

Matrix: WATER Lab Sample ID: 128809MB Lab File ID: 9295MB.D

Sample wt/vol: 1000 Units: ML Date Received: 05/03/12

Concentrated Extract Volume: 1 Date Extracted: 05/03/12

Level:(low/med) LOW Date Analyzed: 05/03/12 Time: 1711

PercentSolids: 0 decanted : (Dilution Factor: 1

Extraction: SEPF Station ID: Method: 8270

GPC Cleanup : (Y/N) N pH:

Column(1): HPMS-5 ID: 0.25 (mm)

CONCENTRATION UNITS: UG/L

CAS NO.	*ANALYTE*	*RESULT*	*Q*	*MDL*	*RL*
207-08-9	Benzo(k)fluoranthene	2.9	U	2.9	4
50-32-8	Benzo(a)pyrene	2.8	U	2.8	4
193-39-5	Indeno(1,2,3-cd)pyrene	1.6	U	1.6	4
53-70-3	Dibenzo(a,h)anthracene	1.2	U	1.2	4
191-24-2	Benzo(g,h,i)perylene	2.6	U	2.6	4
98-86-2	Acetophenone	4	U	4	4
95-94-3	1,2,4,5-Tetrachlorobenzene	2.2	U	2.2	4
86-74-8	Carbazole	3.1	U	3.1	4
105-60-2	Caprolactam	4	U	4	4
92-52-4	1,1'-Biphenyl	0.76	U	0.76	4
1912-24-9	Atrazine	0.54	U	0.54	4
100-52-7	Benzaldehyde	0.49	U	0.49	4

1

SEMI-VOLATILE ORGANIC ANALYSIS DATA SHEET

EPA Sample No.

128824MB

Lab Name: Spectrum Analytical, Inc. Contract: OTIE-Five Mile Creek / Site 1392

Lab Code : PEL Case No.: SAS No: SDG No.: 3505892

Matrix: SOIL Lab Sample ID: 128824MB Lab File ID: 9300MB.D

Sample wt/vol: 20.34 Units: G Date Received: 05/03/12

Concentrated Extract Volume: 1 Date Extracted: 05/03/12

Level:(low/med) LOW Date Analyzed: 05/03/12 Time: 1403

PercentSolids: 100 decanted : (Dilution Factor: 1

Extraction: OTHER Station ID: Method: 8270

GPC Cleanup : (Y/N) N pH:

Column(1): HPMS-5 ID: 0.25 (mm)

CONCENTRATION UNITS: UG/KG

CAS NO.	*ANALYTE*	*RESULT*	*Q*	*MDL*	*RL*
111-44-4	Bis(2-chloroethyl)ether	65.9	U	65.9	265
108-95-2	Phenol	63.9	U	63.9	1310
95-57-8	2-Chlorophenol	67.8	U	67.8	265
108-60-1	2,2'-Oxybis(1-chloropropane)	216	U	216	265
95-48-7	2-Methylphenol	94.4	U	94.4	262
67-72-1	Hexachloroethane	49.2	U	49.2	265
621-64-7	N-Nitroso-di-n-propylamine	60	U	60	265
106-44-5	4-Methylphenol	58	U	58	265
98-95-3	Nitrobenzene	59	U	59	265
78-59-1	Isophorone	58	U	58	265
88-75-5	2-Nitrophenol	70.8	U	70.8	265
105-67-9	2,4-Dimethylphenol	56	U	56	262
111-91-1	Bis(2-chloroethoxy)methane	56	U	56	262
120-83-2	2,4-Dichlorophenol	73.7	U	73.7	262
91-20-3	Naphthalene	62.9	U	62.9	265
106-47-8	4-Chloroaniline	61.9	U	61.9	265
91-57-6	2-Methylnaphthalene	57	U	57	265
87-68-3	Hexachlorobutadiene	57	U	57	265
59-50-7	4-Chloro-3-methylphenol	55.1	U	55.1	265
77-47-4	Hexachlorocyclopentadiene	39.3	U	39.3	656
88-06-2	2,4,6-Trichlorophenol	66.9	U	66.9	262
95-95-4	2,4,5-Trichlorophenol	72.8	U	72.8	262
91-58-7	2-Chloronaphthalene	65.6	U	65.6	265
88-74-4	2-Nitroaniline	56	U	56	265
208-96-8	Acenaphthylene	54.1	U	54.1	265
131-11-3	Dimethylphthalate	58	U	58	265
606-20-2	2,6-Dinitrotoluene	49.2	U	49.2	265

1

SEMI-VOLATILE ORGANIC ANALYSIS DATA SHEET

EPA Sample No.

128824MB

Lab Name: Spectrum Analytical, Inc. Contract: OTIE-Five Mile Creek / Site 1392

Lab Code : PEL Case No.: SAS No: SDG No.: 3505892

Matrix: SOIL Lab Sample ID: 128824MB Lab File ID: 9300MB.D

Sample wt/vol: 20.34 Units: G Date Received: 05/03/12

Concentrated Extract Volume: 1 Date Extracted: 05/03/12

Level:(low/med) LOW Date Analyzed: 05/03/12 Time: 1403

PercentSolids: 100 decanted : (Dilution Factor: 1

Extraction: OTHER Station ID: Method: 8270

GPC Cleanup : (Y/N) N pH:

Column(1): HPMS-5 ID: 0.25 (mm)

CONCENTRATION UNITS: UG/KG

CAS NO.	*ANALYTE*	*RESULT*	*Q*	*MDL*	*RL*
83-32-9	Acenaphthene	48.2	U	48.2	265
99-09-2	3-Nitroaniline	78.7	U	78.7	262
51-28-5	2,4-Dinitrophenol	216	U	216	1320
132-64-9	Dibenzofuran	53.1	U	53.1	265
121-14-2	2,4-Dinitrotoluene	48.2	U	48.2	265
100-02-7	4-Nitrophenol	52.1	U	52.1	656
86-73-7	Fluorene	50.1	U	50.1	265
7005-72-3	4-Chlorophenyl-phenylether	50.1	U	50.1	265
84-66-2	Diethylphthalate	50.1	U	50.1	265
100-01-6	4-Nitroaniline	86.5	U	86.5	262
534-52-1	4,6-Dinitro-2-methylphenol	262	U	262	265
86-30-6	N-Nitrosodiphenylamine	61.9	U	61.9	262
101-55-3	4-Bromophenyl-phenylether	48.2	U	48.2	265
118-74-1	Hexachlorobenzene	52.1	U	52.1	262
87-86-5	Pentachlorophenol	131	U	131	265
85-01-8	Phenanthrene	55.1	U	55.1	265
120-12-7	Anthracene	59	U	59	265
84-74-2	Di-n-butylphthalate	43.3	U	43.3	265
206-44-0	Fluoranthene	47.2	U	47.2	265
129-00-0	Pyrene	90.5	U	90.5	265
85-68-7	Butylbenzylphthalate	61.9	U	61.9	265
91-94-1	3,3'-Dichlorobenzidine	58	U	58	265
56-55-3	Benzo(a)anthracene	56	U	56	265
218-01-9	Chrysene	33.4	U	33.4	262
117-81-7	Bis(2-ethylhexyl)phthalate	144	J	81.6	265
117-84-0	Di-n-octylphthalate	57	U	57	265
205-99-2	Benzo(b)fluoranthene	61.9	U	61.9	265

1

SEMI-VOLATILE ORGANIC ANALYSIS DATA SHEET

EPA Sample No.

128824MB

Lab Name: Spectrum Analytical, Inc. Contract: OTIE-Five Mile Creek / Site 1392

Lab Code : PEL Case No.: SAS No: SDG No.: 3505892

Matrix: SOIL Lab Sample ID: 128824MB Lab File ID: 9300MB.D

Sample wt/vol: 20.34 Units: G Date Received: 05/03/12

Concentrated Extract Volume: 1 Date Extracted: 05/03/12

Level:(low/med) LOW Date Analyzed: 05/03/12 Time: 1403

PercentSolids: 100 decanted : (Dilution Factor: 1

Extraction: OTHER Station ID: Method: 8270

GPC Cleanup : (Y/N) N pH:

Column(1): HPMS-5 ID: 0.25 (mm)

CONCENTRATION UNITS: UG/KG

CAS NO.	*ANALYTE*	*RESULT*	*Q*	*MDL*	*RL*
207-08-9	Benzo(k)fluoranthene	56	U	56	265
50-32-8	Benzo(a)pyrene	42.3	U	42.3	265
193-39-5	Indeno(1,2,3-cd)pyrene	51.1	U	51.1	265
53-70-3	Dibenzo(a,h)anthracene	40.3	U	40.3	265
191-24-2	Benzo(g,h,i)perylene	39.3	U	39.3	265
98-86-2	Acetophenone	98.3	U	98.3	265
95-94-3	1,2,4,5-Tetrachlorobenzene	46.2	U	46.2	265
86-74-8	Carbazole	53.1	U	53.1	265
105-60-2	Caprolactam	138	U	138	265
92-52-4	1,1'-Biphenyl	60	U	60	265
1912-24-9	Atrazine	77.7	U	77.7	265
100-52-7	Benzaldehyde	44.2	U	44.2	265

4

SEMI-VOLATILE ORGANIC METHOD BLANK SUMMARY

EPA Sample No.

128809MB

Lab Name: Spectrum Analytical, Inc Contract: OTIE-Five Mile Creek / Site 1392

Lab Code : PEL Case No.: SAS No: SDG No.: 3505892

Lab File ID: 9295MB.D Lab Sample ID: 128809MB

Instrument ID: SMSD03 Date Extracted: 05/03/12

Matrix: WATER Date Analyzed: 05/03/12

Level:(low/med) LOW Time Analyzed: 1711

THIS METHOD BLANK APPLIES TO THE FOLLOWING SAMPLES, MS and MSD:

	EPA SAMPLE NO.	LAB SAMPLE ID	LAB FILE ID	DATE ANALYZED	TIME ANALYZED
1	128810LCS	128810LCS	9295LCS.D	05/03/12	1736
2	128811LCSD	128811LCSD	9295LCSD.D	05/03/12	1800
3	EPAFMC-SW-01R	350589202	89202.D	05/03/12	2333
4	EPAFMC-SW-03R	350589203	89203.D	05/03/12	2356
5	EPAFMC-SW-04	350589204	89204.D	05/04/12	0020

COMMENTS:

Page 1 of 2

160512 1641

Form IV

4

SEMI-VOLATILE ORGANIC METHOD BLANK SUMMARY

EPA Sample No.

128824MB

Lab Name: Spectrum Analytical, Inc Contract: OTIE-Five Mile Creek / Site 1392

Lab Code : PEL Case No.: SAS No: SDG No.: 3505892

Lab File ID: 9300MB.D Lab Sample ID: 128824MB

Instrument ID: SMSD03 Date Extracted: 05/03/12

Matrix: SOIL Date Analyzed: 05/03/12

Level:(low/med) LOW Time Analyzed: 1403

THIS METHOD BLANK APPLIES TO THE FOLLOWING SAMPLES, MS and MSD:

	EPA SAMPLE NO.	LAB SAMPLE ID	LAB FILE ID	DATE ANALYZED	TIME ANALYZED
1	128825LCS	128825LCS	9300LCS.D	05/03/12	1427
2	EPAFMC-SD-30	350589201	89201.D	05/04/12	1122

COMMENTS:

2A

WATER SEMI-VOLATILE ORGANIC SURROGATE RECOVERY

Lab Name: Spectrum Analytical, Inc. Contract: OTIE-Five Mile Creek / Site 13

Lab Code : PEL Case No. SAS No: SDG NO.: 3505892

Column(1): HPMS-5 ID: 0.25 (mm)

EPA Sample NO.	S1 #	S2 #	S3 #	S4 #	S5 #	S6 #	TOT OUT
128809MB	48.9	28.8	80.6	72.8	92.4	98.8	0
128810LCS	50.5	30.1	93.6	92.8	111.0	89.2	0
128811LCSD	48.2	28.6	85.6	81.0	94.0	79.6	0
EPAFMC-SW-01R	45.9	26.3	78.8	73.7	97.4	104.0	0
EPAFMC-SW-03R	51.4	28.7	87.1	80.4	103.0	109.0	0
EPAFMC-SW-04	47.5	28.6	80.8	76.7	100.0	98.4	0

Control Limits

S1	=	2-Fluorophenol	21 -	120
S2	=	Phenol-d5	10 -	94
S3	=	Nitrobenzene-d5	35 -	114
S4	=	2-Fluorobiphenyl	43 -	116
S5	=	2,4,6-Tribromophenol	10 -	122
S6	=	p-Terphenyl-d14	33 -	141

Column to be used to flag recovery values
* Values outside of contract required QC limits
D Surrogates diluted out
Control limit source: (lab/method) METHOD

Form II

2A

SOIL SEMI-VOLATILE ORGANIC SURROGATE RECOVERY

Lab Name: Spectrum Analytical, Inc. Contract: OTIE-Five Mile Creek / Site 13

Lab Code : PEL Case No. _____ SAS No: _____ SDG NO.: 3505892

Column(1): HPMS-5 ID: 0.25 (mm)

EPA Sample NO.	S1 #	S2 #	S3 #	S4 #	S5 #	S6 #	TOT OUT
128824MB	79.3	76.4	77.2	72.0	87.2	91.1	0
128825LCS	73.1	72.7	76.1	79.8	94.7	76.1	0
EPAFMC-SD-30	59.0	57.7	54.2	50.4	66.7	67.8	0

Control Limits

S1	=	2-Fluorophenol	25 -	121
S2	=	Phenol-d5	24 -	113
S3	=	Nitrobenzene-d5	23 -	120
S4	=	2-Fluorobiphenyl	30 -	115
S5	=	2,4,6-Tribromophenol	19 -	122
S6	=	p-Terphenyl-d14	18 -	137

Column to be used to flag recovery values
* Values outside of contract required QC limits
D Surrogates diluted out
Control limit source: (lab/method) METHOD

Form II

SEMIVOLATILE ORGANIC GC/MS TUNING AND MASS CALIBRATION - DECAFLUOROTRIPHENYLPHOSPHINE (DFTPP)

Lab Name: Spectrum Analytical, Inc. Contract: OTIE-Five Mile Creek / Site 1392

Lab Code : PEL Case No. SAS No: SDG No.: 3505892

Lab File ID: DFTPP2.D DFTPP Injection Date: 04/23/12

Instrument ID: SMSD03 DFTPP Injection Time: 1003

GC Column: HPMS-5 ID: 0.25 (mm)

m/e	ION ABUNDANCE CRITERIA	% RELATIVE ABUNDANCE	
51	10.0 - 80.0% of mass 198	30.2	
68	Less than 2.0% of mass 69	0.6	(1.3)1
69	Mass 69 relative abundance	49.4	
70	Less than 2.0% of mass 69	0.4	(0.83)1
127	10.0 - 80.0% of mass 198	45.1	
197	Less than 2.0% of mass 198	0.4	
198	Base Peak, 100% relative abundance	100	
199	5.0 - 9.0% of mass 198	7	
275	10.0 - 60.0% of mass 198	33	
365	Greater than 1.0% of mass 198	6.5	
441	0.0 - 24.0% of mass 442	13.5	(14.69)2
442	Greater than 50.0% of mass 198	92	
443	15.0 - 24.0% of mass 442	17.3	(18.77)2

1-Value is % of mass 69

2-Value is % of mass 442

THIS TUNE APPLIES TO THE FOLLOWING SAMPLES, MS, MSD, BLANKS, AND STANDARDS:

	EPA SAMPLE NO.	LAB SAMPLE ID	LAB FILE ID	DATE ANALYZED	TIME ANALYZED
1	STD1072999	45921	8270CAL7.D	04/23/12	1023
2	STD1073000	45922	8270CAL6.D	04/23/12	1047
3	STD1073001	45923	8270CAL5.D	04/23/12	1110
4	STD1073002	45924	8270CAL4.D	04/23/12	1134
5	STD1073004	45925	8270CAL3.D	04/23/12	1158
6	STD1073005	45926	8270CAL2.D	04/23/12	1221
7	STD1073006	45927	8270CAL1.D	04/23/12	1245
8	SSC1072998	45872	8270SEC2.D	04/23/12	1333
9	STD1073007	45933	BSCAL7.D	04/23/12	1356
10	STD1073008	45934	BSCAL6.D	04/23/12	1420
11	STD1073009	45935	BSCAL5.D	04/23/12	1444
12	STD1073010	45936	BSCAL4.D	04/23/12	1507
13	STD1073012	45937	BSCAL3.D	04/23/12	1531
14	STD1073013	45938	BSCAL2.D	04/23/12	1555
15	STD1073014	45939	BSCAL1.D	04/23/12	1619
16	SSC1072994	44859	BSSEC.D	04/23/12	1642
17	STD1073015	45955	AP9CAL7.D	04/23/12	1706
18	STD1073016	45956	AP9CAL6.D	04/23/12	1730
19	STD1073017	45957	AP9CAL5.D	04/23/12	1753

SEMIVOLATILE ORGANIC GC/MS TUNING AND MASS CALIBRATION - DECAFLUOROTRIPHENYLPHOSPHINE (DFTPP)

Lab Name: Spectrum Analytical, Inc. Contract: OTIE-Five Mile Creek / Site 1392

Lab Code : PEL Case No. SAS No: SDG No.: 3505892

Lab File ID: DFTPP2.D DFTPP Injection Date: 04/23/12

Instrument ID: SMSD03 DFTPP Injection Time: 1003

GC Column: HPMS-5 ID: 0.25 (mm)

20	STD1073018	45958	AP9CAL4.D	04/23/12	1817
21	STD1073020	45959	AP9CAL3.D	04/23/12	1841
22	STD1073021	45960	AP9CAL2.D	04/23/12	1904
23	STD1073022	45961	AP9CAL1.D	04/23/12	1928
24	SSC1072993	44612	AP9SEC2.D	04/23/12	2015

SEMIVOLATILE ORGANIC GC/MS TUNING AND MASS CALIBRATION - DECAFLUOROTRIPHENYLPHOSPHINE (DFTPP)

Lab Name: Spectrum Analytical, Inc. Contract: OTIE-Five Mile Creek / Site 1392

Lab Code : PEL Case No. SAS No: SDG No.: 3505892

Lab File ID: DFTPP2.D DFTPP Injection Date: 05/03/12

Instrument ID: SMSD03 DFTPP Injection Time: 1449

GC Column: HPMS-5 ID: 0.25 (mm)

m/e	ION ABUNDANCE CRITERIA	% RELATIVE ABUNDANCE	
51	10.0 - 80.0% of mass 198	31	
68	Less than 2.0% of mass 69	0.3	(0.69)1
69	Mass 69 relative abundance	49	
70	Less than 2.0% of mass 69	0	(0)1
127	10.0 - 80.0% of mass 198	46.2	
197	Less than 2.0% of mass 198	0	
198	Base Peak, 100% relative abundance	100	
199	5.0 - 9.0% of mass 198	6.6	
275	10.0 - 60.0% of mass 198	33.7	
365	Greater than 1.0% of mass 198	7.9	
441	0.0 - 24.0% of mass 442	14.6	(14.36)2
442	Greater than 50.0% of mass 198	101.4	
443	15.0 - 24.0% of mass 442	19.9	(19.6)2

1-Value is % of mass 69

2-Value is % of mass 442

THIS TUNE APPLIES TO THE FOLLOWING SAMPLES, MS, MSD, BLANKS, AND STANDARDS:

	EPA SAMPLE NO.	LAB SAMPLE ID	LAB FILE ID	DATE ANALYZED	TIME ANALYZED
1	CCV1076910	45924	8270CCV3.D	05/03/12	1510
2	CCV1076914	45936	BSCCV2.D	05/03/12	1534
3	CCV1076913	45958	AP9CCV3.D	05/03/12	1647
4	128809MB	128809MB	9295MB.D	05/03/12	1711
5	128810LCS	128810LCS	9295LCS.D	05/03/12	1736
6	128811LCSD	128811LCSD	9295LCSD.D	05/03/12	1800
7	EPAFMC-SW-01R	350589202	89202.D	05/03/12	2333
8	EPAFMC-SW-03R	350589203	89203.D	05/03/12	2356
9	EPAFMC-SW-04	350589204	89204.D	05/04/12	0020

SEMIVOLATILE ORGANIC GC/MS TUNING AND MASS CALIBRATION - DECAFLUOROTRIPHENYLPHOSPHINE (DFTPP)

Lab Name: Spectrum Analytical, Inc. Contract: OTIE-Five Mile Creek / Site 1392

Lab Code : PEL Case No. SAS No: SDG No.: 3505892

Lab File ID: DFTPP1.D DFTPP Injection Date: 05/03/12

Instrument ID: SMSD03 DFTPP Injection Time: 1031

GC Column: HPMS-5 ID: 0.25 (mm)

m/e	ION ABUNDANCE CRITERIA	% RELATIVE ABUNDANCE	
51	10.0 - 80.0% of mass 198	29.1	
68	Less than 2.0% of mass 69	0.8	(1.79)1
69	Mass 69 relative abundance	46.6	
70	Less than 2.0% of mass 69	0.4	(0.96)1
127	10.0 - 80.0% of mass 198	44.1	
197	Less than 2.0% of mass 198	0.6	
198	Base Peak, 100% relative abundance	100	
199	5.0 - 9.0% of mass 198	7.2	
275	10.0 - 60.0% of mass 198	33.3	
365	Greater than 1.0% of mass 198	6.6	
441	0.0 - 24.0% of mass 442	12.9	(13.59)2
442	Greater than 50.0% of mass 198	94.8	
443	15.0 - 24.0% of mass 442	21.2	(22.32)2

1-Value is % of mass 69

2-Value is % of mass 442

THIS TUNE APPLIES TO THE FOLLOWING SAMPLES, MS, MSD, BLANKS, AND STANDARDS:

	EPA SAMPLE NO.	LAB SAMPLE ID	LAB FILE ID	DATE ANALYZED	TIME ANALYZED
1	CCV1077096	45936	BSCCV1.D	05/03/12	1115
2	CCV1077095	45958	AP9CCV1.D	05/03/12	1139
3	CCV1077094	45924	8270CCV2.D	05/03/12	1203
4	128824MB	128824MB	9300MB.D	05/03/12	1403
5	128825LCS	128825LCS	9300LCS.D	05/03/12	1427

SEMIVOLATILE ORGANIC GC/MS TUNING AND MASS CALIBRATION - DECAFLUOROTRIPHENYLPHOSPHINE (DFTPP)

Lab Name: Spectrum Analytical, Inc. Contract: OTIE-Five Mile Creek / Site 1392

Lab Code : PEL Case No. SAS No: SDG No.: 3505892

Lab File ID: DFTPP1.D DFTPP Injection Date: 05/04/12

Instrument ID: SMSD03 DFTPP Injection Time: 0753

GC Column: HPMS-5 ID: 0.25 (mm)

m/e	ION ABUNDANCE CRITERIA	% RELATIVE ABUNDANCE	
51	10.0 - 80.0% of mass 198	27.8	
68	Less than 2.0% of mass 69	0.5	(1.13)1
69	Mass 69 relative abundance	45.5	
70	Less than 2.0% of mass 69	0.3	(0.73)1
127	10.0 - 80.0% of mass 198	43.8	
197	Less than 2.0% of mass 198	0.2	
198	Base Peak, 100% relative abundance	100	
199	5.0 - 9.0% of mass 198	7	
275	10.0 - 60.0% of mass 198	34.6	
365	Greater than 1.0% of mass 198	6.8	
441	0.0 - 24.0% of mass 442	16.8	(16.36)2
442	Greater than 50.0% of mass 198	102.4	
443	15.0 - 24.0% of mass 442	20.2	(19.69)2

1-Value is % of mass 69

2-Value is % of mass 442

THIS TUNE APPLIES TO THE FOLLOWING SAMPLES, MS, MSD, BLANKS, AND STANDARDS:

	EPA SAMPLE NO.	LAB SAMPLE ID	LAB FILE ID	DATE ANALYZED	TIME ANALYZED
1	CCV1077399	45924	8270CCV1.D	05/04/12	0813
2	CCV1077401	45936	BSCCV1.D	05/04/12	0836
3	CCV1077400	45958	AP9CCV1.D	05/04/12	0900
4	EPAFMC-SD-30	350589201	89201.D	05/04/12	1122

8A

SEMI-VOLATILE INTERNAL STANDARD AREA SUMMARY

Lab Name: Spectrum Analytical, Inc. Contract: OTIE-Five Mile Creek / Site 1392

Lab Code : PEL Case No.: SAS No: SDG No.: 3505892

Lab File ID (Standard): 8270CAL4.D Date Analyzed: 4/23/2012

Instrument ID: SMSD03 Time Analyzed: 11:34

GC Column: HPMS-5 ID: 0.25 (mm)

		IS1 AREA	#	RT	IS2 AREA	#	RT	IS3 AREA	#	RT
	MID CAL STD	324938		4.45	1085348		5.61	730887		7.31
	UPPER LIMIT	649876		4.95	2170696		6.11	1461774		7.81
	LOWER LIMIT	162469		3.95	542674		5.11	365443.5		6.81
	EPA SAMPLE NO.									
1	128824MB	215289		4.37	719851		5.53	496820		7.22
2	128825LCS	228165		4.37	731526		5.53	505188		7.23
3	128809MB	216966		4.37	738659		5.53	521718		7.22
4	128810LCS	219939		4.37	726189		5.53	491954		7.23
5	128811LCSD	230491		4.37	756716		5.53	527391		7.23
6	EPAFMC-SW-01R	275344		4.37	895568		5.53	614593		7.22
7	EPAFMC-SW-03R	261447		4.37	841358		5.53	599787		7.22
8	EPAFMC-SW-04	264191		4.37	850373		5.53	592029		7.22
9	EPAFMC-SD-30	303413		4.35	980654		5.51	690050		7.21

IS1 = 1,4-Dichlorobenzene-d4

IS2 = Naphthalene-d8

IS3 = Acenaphthene-d10

UPPER LIMIT = +100% of internal standard area.
LOWER LIMIT = -50% of internal standard area

Column used to flag internal standard area values with an asterisk

160512 1641

FORM VIII

8A

SEMI-VOLATILE INTERNAL STANDARD AREA SUMMARY

Lab Name: Spectrum Analytical, Inc. Contract: OTIE-Five Mile Creek / Site 1392

Lab Code : PEL Case No.: SAS No: SDG No.: 3505892

Lab File ID (Standard): 8270CAL4.D Date Analyzed: 4/23/2012

Instrument ID: SMSD03 Time Analyzed: 11:34

GC Column: HPMS-5 ID: 0.25 (mm)

		IS4 AREA #	RT	IS5 AREA #	RT	IS6 AREA #	RT
	MID CAL STD	1306281	8.76	2165349	11.36	1911346	12.68
	UPPER LIMIT	2612562	9.26	4330698	11.86	3822692	13.18
	LOWER LIMIT	653140.5	8.26	1082674.5	10.86	955673	12.18
	EPA SAMPLE NO.						
1	128824MB	983227	8.68	1311981	11.27	1361727	12.61
2	128825LCS	1004860	8.68	1734932	11.28	1373514	12.61
3	128809MB	998572	8.68	1366135	11.27	1424492	12.60
4	128810LCS	1022771	8.68	1717368	11.28	1454618	12.60
5	128811LCSD	1056029	8.68	1758674	11.28	1473605	12.60
6	EPAFMC-SW-01R	1211133	8.68	1603002	11.27	1677004	12.59
7	EPAFMC-SW-03R	1136846	8.68	1549188	11.27	1600004	12.59
8	EPAFMC-SW-04	1165468	8.68	1648177	11.27	1648875	12.59
9	EPAFMC-SD-30	1365731	8.66	1899344	11.26	1993675	12.61

IS4 = Phenanthrene-d10

IS5 = Chrysene-d12

IS6 = Perylene-d12

UPPER LIMIT = +100% of internal standard area.
LOWER LIMIT = -50% of internal standard area

Column used to flag internal standard area values with an asterisk

160512 1641

FORM VIII

8

SEMI-VOLATILE ORGANIC ANALYTICAL SEQUENCE

Lab Name: Spectrum Analytical, Inc. Contract: OTIE-Five Mile Creek / Site 1392

Lab Code : PEL Case No.: SAS No: SDG No.: 3505892

GC Column: HPMS-5 ID: 0.25 (mm) Init. Calib. Date: 04/23/12

Instrument ID: SMSD03

THE ANALYTICAL SEQUENCE OF PERFORMANCE EVALUATION MIXTURES, BLANKS, SAMPLES, AND STANDARDS IS GIVEN BELOW:

MIDCAL SURROGATE RT FROM INITIAL CALIBRATION
S1 : 3.38 S2 : 4.14

	CLIENT SAMPLE NO	LAB SAMPLE ID	LAB FILE ID	DATE ANALYZED	TIME ANALYZED	S1 RT	#	S2 RT	#
1	DFTPP2	45777	DFTPP2.D	04/23/12	1003				
2	STD1072999	45921	8270CAL7.D	04/23/12	1023	3.39		4.15	
3	STD1073000	45922	8270CAL6.D	04/23/12	1047	3.38		4.14	
4	STD1073001	45923	8270CAL5.D	04/23/12	1110	3.38		4.14	
5	STD1073002	45924	8270CAL4.D	04/23/12	1134	3.38		4.14	
6	STD1073004	45925	8270CAL3.D	04/23/12	1158	3.38		4.14	
7	STD1073005	45926	8270CAL2.D	04/23/12	1221	3.39		4.14	
8	STD1073006	45927	8270CAL1.D	04/23/12	1245	3.39		4.14	
9	ZZZZZZ	ZZZZZZ	ZZZZZZ	04/23/12	1309				
10	SSC1072998	45872	8270SEC2.D	04/23/12	1333	3.38		4.14	
11	STD1073007	45933	BSCAL7.D	04/23/12	1356				
12	STD1073008	45934	BSCAL6.D	04/23/12	1420				
13	STD1073009	45935	BSCAL5.D	04/23/12	1444				
14	STD1073010	45936	BSCAL4.D	04/23/12	1507				
15	STD1073012	45937	BSCAL3.D	04/23/12	1531				
16	STD1073013	45938	BSCAL2.D	04/23/12	1555				
17	STD1073014	45939	BSCAL1.D	04/23/12	1619				
18	SSC1072994	44859	BSSEC.D	04/23/12	1642				
19	STD1073015	45955	AP9CAL7.D	04/23/12	1706				
20	STD1073016	45956	AP9CAL6.D	04/23/12	1730				
21	STD1073017	45957	AP9CAL5.D	04/23/12	1753				
22	STD1073018	45958	AP9CAL4.D	04/23/12	1817				
23	STD1073020	45959	AP9CAL3.D	04/23/12	1841				
24	STD1073021	45960	AP9CAL2.D	04/23/12	1904				
25	STD1073022	45961	AP9CAL1.D	04/23/12	1928				
26	ZZZZZZ	ZZZZZZ	ZZZZZZ	04/23/12	1952				

			QC LIMITS
S1	=	2-Fluorophenol	(+/- 0.27 MINUTES)
S2	=	Phenol-d5	(+/- 0.27 MINUTES)
S3	=	Nitrobenzene-d5	(+/- 0.34 MINUTES)
S4	=	2-Fluorobiphenyl	(+/- 0.44 MINUTES)
S5	=	2,4,6-Tribromophenol	(+/- 0.44 MINUTES)
S6	=	p-Terphenyl-d14	(+/- 0.68 MINUTES)

Column used to flag retention time values with an asterisk.

* Values outside of QC limits

8

SEMI-VOLATILE ORGANIC ANALYTICAL SEQUENCE

Lab Name: Spectrum Analytical, Inc. Contract: OTIE-Five Mile Creek / Site 1392

Lab Code : PEL Case No.: SAS No: SDG No.: 3505892

GC Column: HPMS-5 ID: 0.25 (mm) Init. Calib. Date: 04/23/12

Instrument ID: SMSD03

THE ANALYTICAL SEQUENCE OF PERFORMANCE EVALUATION MIXTURES, BLANKS, SAMPLES, AND STANDARDS IS GIVEN BELOW:

MIDCAL SURROGATE RT FROM INITIAL CALIBRATION
S1 : 3.38 S2 : 4.14

	CLIENT SAMPLE NO	LAB SAMPLE ID	LAB FILE ID	DATE ANALYZED	TIME ANALYZED	S1 RT	#	S2 RT	#
27	SSC1072993	44612	AP9SEC2.D	04/23/12	2015				
28	DFTPP1	45777	DFTPP1.D	05/03/12	1031				
29	ZZZZZZ	ZZZZZZ	ZZZZZZ	05/03/12	1051				
30	CCV1077096	45936	BSCCV1.D	05/03/12	1115				
31	CCV1077095	45958	AP9CCV1.D	05/03/12	1139				
32	CCV1077094	45924	8270CCV2.D	05/03/12	1203	3.29		4.05	
33	ZZZZZZ	ZZZZZZ	ZZZZZZ	05/03/12	1226				
34	ZZZZZZ	ZZZZZZ	ZZZZZZ	05/03/12	1250				
35	ZZZZZZ	ZZZZZZ	ZZZZZZ	05/03/12	1314				
36	ZZZZZZ	ZZZZZZ	ZZZZZZ	05/03/12	1338				
37	128824MB	128824MB	9300MB.D	05/03/12	1403	3.3		4.05	
38	128825LCS	128825LCS	9300LCS.D	05/03/12	1427	3.3		4.05	
39	DFTPP2	45777	DFTPP2.D	05/03/12	1449				
40	CCV1076910	45924	8270CCV3.D	05/03/12	1510	3.3		4.06	
41	CCV1076914	45936	BSCCV2.D	05/03/12	1534				
42	ZZZZZZ	ZZZZZZ	ZZZZZZ	05/03/12	1558				
43	ZZZZZZ	ZZZZZZ	ZZZZZZ	05/03/12	1623				
44	CCV1076913	45958	AP9CCV3.D	05/03/12	1647				
45	128809MB	128809MB	9295MB.D	05/03/12	1711	3.29		4.05	
46	128810LCS	128810LCS	9295LCS.D	05/03/12	1736	3.3		4.05	
47	128811LCSD	128811LCSD	9295LCSD.D	05/03/12	1800	3.3		4.05	
48	ZZZZZZ	ZZZZZZ	ZZZZZZ	05/03/12	1824				
49	ZZZZZZ	ZZZZZZ	ZZZZZZ	05/03/12	1848				
50	ZZZZZZ	ZZZZZZ	ZZZZZZ	05/03/12	1912				
51	ZZZZZZ	ZZZZZZ	ZZZZZZ	05/03/12	1937				
52	ZZZZZZ	ZZZZZZ	ZZZZZZ	05/03/12	2001				

			QC LIMITS
S1	=	2-Fluorophenol	(+/- 0.27 MINUTES)
S2	=	Phenol-d5	(+/- 0.27 MINUTES)
S3	=	Nitrobenzene-d5	(+/- 0.34 MINUTES)
S4	=	2-Fluorobiphenyl	(+/- 0.44 MINUTES)
S5	=	2,4,6-Tribromophenol	(+/- 0.44 MINUTES)
S6	=	p-Terphenyl-d14	(+/- 0.68 MINUTES)

Column used to flag retention time values with an asterisk.

* Values outside of QC limits

8

SEMI-VOLATILE ORGANIC ANALYTICAL SEQUENCE

Lab Name: Spectrum Analytical, Inc. Contract: OTIE-Five Mile Creek / Site 1392

Lab Code : PEL Case No.: SAS No: SDG No.: 3505892

GC Column: HPMS-5 ID: 0.25 (mm) Init. Calib. Date: 04/23/12

Instrument ID: SMSD03

THE ANALYTICAL SEQUENCE OF PERFORMANCE EVALUATION MIXTURES, BLANKS, SAMPLES, AND STANDARDS IS GIVEN BELOW:

MIDCAL SURROGATE RT FROM INITIAL CALIBRATION
S1 : 3.38 S2 : 4.14

	CLIENT SAMPLE NO	LAB SAMPLE ID	LAB FILE ID	DATE ANALYZED	TIME ANALYZED	S1 RT	#	S2 RT	#
53	ZZZZZZ	ZZZZZZ	ZZZZZZ	05/03/12	2024				
54	ZZZZZZ	ZZZZZZ	ZZZZZZ	05/03/12	2048				
55	ZZZZZZ	ZZZZZZ	ZZZZZZ	05/03/12	2112				
56	ZZZZZZ	ZZZZZZ	ZZZZZZ	05/03/12	2135				
57	ZZZZZZ	ZZZZZZ	ZZZZZZ	05/03/12	2159				
58	ZZZZZZ	ZZZZZZ	ZZZZZZ	05/03/12	2222				
59	ZZZZZZ	ZZZZZZ	ZZZZZZ	05/03/12	2246				
60	ZZZZZZ	ZZZZZZ	ZZZZZZ	05/03/12	2309				
61	EPAFMC-SW-01R	350589202	89202.D	05/03/12	2333	3.29		4.05	
62	EPAFMC-SW-03R	350589203	89203.D	05/03/12	2356	3.29		4.05	
63	EPAFMC-SW-04	350589204	89204.D	05/04/12	0020	3.29		4.05	
64	DFTPP1	45777	DFTPP1.D	05/04/12	0753				
65	CCV1077399	45924	8270CCV1.D	05/04/12	0813	3.28		4.04	
66	CCV1077401	45936	BSCCV1.D	05/04/12	0836				
67	CCV1077400	45958	AP9CCV1.D	05/04/12	0900				
68	EPAFMC-SD-30	350589201	89201.D	05/04/12	1122	3.28		4.04	
69	ZZZZZZ	ZZZZZZ	ZZZZZZ	05/04/12	1145				
70	ZZZZZZ	ZZZZZZ	ZZZZZZ	05/04/12	1210				
71	ZZZZZZ	ZZZZZZ	ZZZZZZ	05/04/12	1234				
72	ZZZZZZ	ZZZZZZ	ZZZZZZ	05/04/12	1258				
73	ZZZZZZ	ZZZZZZ	ZZZZZZ	05/04/12	1322				
74	ZZZZZZ	ZZZZZZ	ZZZZZZ	05/04/12	1346				
75	ZZZZZZ	ZZZZZZ	ZZZZZZ	05/04/12	1409				
76	ZZZZZZ	ZZZZZZ	ZZZZZZ	05/04/12	1433				
77	ZZZZZZ	ZZZZZZ	ZZZZZZ	05/04/12	1457				
78	ZZZZZZ	ZZZZZZ	ZZZZZZ	05/04/12	1521				

			QC LIMITS
S1	=	2-Fluorophenol	(+/- 0.27 MINUTES)
S2	=	Phenol-d5	(+/- 0.27 MINUTES)
S3	=	Nitrobenzene-d5	(+/- 0.34 MINUTES)
S4	=	2-Fluorobiphenyl	(+/- 0.44 MINUTES)
S5	=	2,4,6-Tribromophenol	(+/- 0.44 MINUTES)
S6	=	p-Terphenyl-d14	(+/- 0.68 MINUTES)

Column used to flag retention time values with an asterisk.

* Values outside of QC limits

8

SEMI-VOLATILE ORGANIC ANALYTICAL SEQUENCE

Lab Name: Spectrum Analytical, Inc. Contract: OTIE-Five Mile Creek / Site 1392

Lab Code : PEL Case No.: SAS No: SDG No.: 3505892

GC Column: HPMS-5 ID: 0.25 (mm) Init. Calib. Date: 04/23/12

Instrument ID: SMSD03

THE ANALYTICAL SEQUENCE OF PERFORMANCE EVALUATION MIXTURES, BLANKS, SAMPLES, AND STANDARDS IS GIVEN BELOW:

MIDCAL SURROGATE RT FROM INITIAL CALIBRATION
S1 : 3.38 S2 : 4.14

	CLIENT SAMPLE NO	LAB SAMPLE ID	LAB FILE ID	DATE ANALYZED	TIME ANALYZED	S1 RT	#	S2 RT	#
79	ZZZZZZ	ZZZZZZ	ZZZZZZ	05/04/12	1545				
80	ZZZZZZ	ZZZZZZ	ZZZZZZ	05/04/12	1609				
81	ZZZZZZ	ZZZZZZ	ZZZZZZ	05/04/12	1632				
82	ZZZZZZ	ZZZZZZ	ZZZZZZ	05/04/12	1656				
83	ZZZZZZ	ZZZZZZ	ZZZZZZ	05/04/12	1720				
84	ZZZZZZ	ZZZZZZ	ZZZZZZ	05/04/12	1744				

			QC LIMITS
S1	=	2-Fluorophenol	(+/- 0.27 MINUTES)
S2	=	Phenol-d5	(+/- 0.27 MINUTES)
S3	=	Nitrobenzene-d5	(+/- 0.34 MINUTES)
S4	=	2-Fluorobiphenyl	(+/- 0.44 MINUTES)
S5	=	2,4,6-Tribromophenol	(+/- 0.44 MINUTES)
S6	=	p-Terphenyl-d14	(+/- 0.68 MINUTES)

Column used to flag retention time values with an asterisk.

* Values outside of QC limits

3

SEMI-VOLATILE ORGANIC LAB CONTROL SAMPLE RECOVERY

EPA Sample No.

Lab Name: Spectrum Analytical, Inc. Contract: OTIE-Five Mile Creek / Site 13 128810LCS

Lab Code : PEL Case No. SAS No: SDG No.: 3505892

COMPOUND	SPIKE ADDED ug/L	LCS CONCENTRATION ug/L	LCS % REC #	LCS % RPD	QC LIMITS RPD	QC LIMITS REC.
Bis(2-chloroethyl)ether	40	40.6	102.0			69 - 125
Phenol	40	13.5	33.8			30 - 120
2-Chlorophenol	40	31	77.5			25 - 120
2,2'-Oxybis(1-chloropropane)	40	33.8	84.5			46 - 116
2-Methylphenol	40	27.1	67.8			39 - 120
Hexachloroethane	40	26.6	66.5			34 - 120
N-Nitroso-di-n-propylamine	40	48.3	121.0			60 - 130
4-Methylphenol	40	30.7	76.8			49 - 110
Nitrobenzene	40	37.3	93.2			62 - 110
Isophorone	40	46.9	117.0			79 - 126
2-Nitrophenol	40	35.7	89.2			39 - 109
2,4-Dimethylphenol	40	36.7	91.8			28 - 114
Bis(2-chloroethoxy)methane	40	39.4	98.5			74 - 111
2,4-Dichlorophenol	40	35	87.5			28 - 111
Naphthalene	40	32.8	82.0			48 - 110
4-Chloroaniline	40	37.6	94.0			32 - 126
2-Methylnaphthalene	40	31.1	77.8			60 - 120
Hexachlorobutadiene	40	29.7	74.2			46 - 125
4-Chloro-3-methylphenol	40	35.3	88.2			19 - 112
Hexachlorocyclopentadiene	40	22.5	56.2			22 - 125
2,4,6-Trichlorophenol	40	37.4	93.5			35 - 111
2,4,5-Trichlorophenol	40	43.4	108.0			45 - 124
2-Chloronaphthalene	40	33.3	83.2			62 - 120
2-Nitroaniline	40	45.4	114.0			57 - 116
Acenaphthylene	40	38.1	95.2			54 - 111
Dimethylphthalate	40	42.3	106.0			74 - 120
2,6-Dinitrotoluene	40	39.1	97.8			67 - 115
Acenaphthene	40	34.8	87.0			54 - 110
3-Nitroaniline	40	37.6	94.0			37 - 138
2,4-Dinitrophenol	80	99.2	124.0 *			35 - 112
Dibenzofuran	40	38.9	97.2			67 - 120
2,4-Dinitrotoluene	40	41.9	105.0			64 - 114

Column to be used to flag recovery values with an asterisk

* Values outside QC limits

Control limit source: (lab/method) METHOD

COMMENTS:

160512 1641

Form III

3

SEMI-VOLATILE ORGANIC LAB CONTROL SAMPLE RECOVERY

EPA Sample No.

Lab Name: Spectrum Analytical, Inc. Contract: OTIE-Five Mile Creek / Site 13 128810LCS

Lab Code : PEL Case No. SAS No: SDG No.: 3505892

COMPOUND	SPIKE ADDED ug/L	LCS CONCENTRATION ug/L	LCS % REC #	LCS % RPD	QC LIMITS RPD	QC LIMITS REC.
4-Nitrophenol	40	20.2	50.5			30 - 130
Fluorene	40	39.4	98.5			58 - 120
4-Chlorophenyl-phenylether	40	39.5	98.8			69 - 110
Diethylphthalate	40	43.9	110.0			72 - 120
4-Nitroaniline	40	45.3	113.0			54 - 141
4,6-Dinitro-2-methylphenol	40	36.5	91.2			12 - 119
N-Nitrosodiphenylamine	40	37.8	94.5			67 - 132
4-Bromophenyl-phenylether	40	37	92.5			69 - 120
Hexachlorobenzene	40	35.2	88.0			63 - 120
Pentachlorophenol	40	48	120.0			40 - 120
Phenanthrene	40	36.8	92.0			65 - 120
Anthracene	40	37.8	94.5			69 - 110
Di-n-butylphthalate	40	42.5	106.0			74 - 120
Fluoranthene	40	41.3	103.0			71 - 120
Pyrene	40	38	95.0			70 - 110
Butylbenzylphthalate	40	39.5	98.8			71 - 132
3,3'-Dichlorobenzidine	80	65.8	82.2			22 - 134
Benzo(a)anthracene	40	39.2	98.0			69 - 110
Chrysene	40	38.3	95.8			68 - 110
Bis(2-ethylhexyl)phthalate	40	43	108.0			20 - 130
Di-n-octylphthalate	40	44.1	110.0			75 - 124
Benzo(b)fluoranthene	40	46.3	116.0 *			66 - 110
Benzo(k)fluoranthene	40	42	105.0			68 - 110
Benzo(a)pyrene	40	40.8	102.0			67 - 110
Indeno(1,2,3-cd)pyrene	40	41.3	103.0			68 - 110
Dibenzo(a,h)anthracene	40	42.2	106.0			68 - 110
Benzo(g,h,i)perylene	40	39.8	99.5			70 - 108
Acetophenone	80	73.6	92.0			59 - 110
1,2,4,5-Tetrachlorobenzene	40	27.4	68.5			57 - 120
Carbazole	40	42.5	106.0			67 - 132
Caprolactam	40	11.9	29.8			20 - 130
1,1'-Biphenyl	40	28.2	70.5			52 - 120

Column to be used to flag recovery values with an asterisk

* Values outside QC limits

Control limit source: (lab/method) METHOD

COMMENTS:

160512 1641

Form III

3

SEMI-VOLATILE ORGANIC LAB CONTROL SAMPLE RECOVERY

EPA Sample No.

Lab Name: Spectrum Analytical, Inc. Contract: OTIE-Five Mile Creek / Site 13 128810LCS

Lab Code : PEL Case No. SAS No: SDG No.: 3505892

COMPOUND	SPIKE ADDED ug/L	LCS CONCENTRATION ug/L	LCS % REC #	LCS % RPD	QC LIMITS RPD	QC LIMITS REC.
Atrazine	40	28.2	70.5			57 - 111
Benzaldehyde	40	32.1	80.2			42 - 126

Spike Recovery: 2 out of 66 outside limits

Column to be used to flag recovery values with an asterisk

* Values outside QC limits

Control limit source: (lab/method) METHOD

COMMENTS:

160512 1641

Form III

3

SEMI-VOLATILE ORGANIC LAB CONTROL SAMPLE RECOVERY

EPA Sample No.

Lab Name: Spectrum Analytical, Inc. Contract: OTIE-Five Mile Creek / Site 13 128811LCSD

Lab Code : PEL Case No. SAS No: SDG No.: 3505892

COMPOUND	SPIKE ADDED ug/L	LCS CONCENTRATION ug/L	LCS % REC #	LCS % RPD	QC LIMITS RPD	QC LIMITS REC.
Bis(2-chloroethyl)ether	40	37.8	94.5	7.1	20	69 - 125
Phenol	40	13	32.5	3.8	20	30 - 120
2-Chlorophenol	40	29.3	73.2	5.6	20	25 - 120
2,2'-Oxybis(1-chloropropane)	40	31.3	78.2	7.7	20	46 - 116
2-Methylphenol	40	24.9	62.2	8.5	20	39 - 120
Hexachloroethane	40	22.4	56.0	17.1	20	34 - 120
N-Nitroso-di-n-propylamine	40	43.4	108.0	10.7	20	60 - 130
4-Methylphenol	40	28.5	71.2	7.4	20	49 - 110
Nitrobenzene	40	34.2	85.5	8.7	20	62 - 110
Isophorone	40	43.8	110.0	6.8	20	79 - 126
2-Nitrophenol	40	31.7	79.2	11.9	20	39 - 109
2,4-Dimethylphenol	40	33.1	82.8	10.3	20	28 - 114
Bis(2-chloroethoxy)methane	40	36.7	91.8	7.1	20	74 - 111
2,4-Dichlorophenol	40	33.3	83.2	5.0	20	28 - 111
Naphthalene	40	27.8	69.5	16.5	20	48 - 110
4-Chloroaniline	40	38.8	97.0	3.1	20	32 - 126
2-Methylnaphthalene	40	26.5	66.2	16.0	20	60 - 120
Hexachlorobutadiene	40	25.8	64.5	14.1	20	46 - 125
4-Chloro-3-methylphenol	40	31.9	79.8	10.1	20	19 - 112
Hexachlorocyclopentadiene	40	18.3	45.8	20.6 *	20	22 - 125
2,4,6-Trichlorophenol	40	32.9	82.2	12.8	20	35 - 111
2,4,5-Trichlorophenol	40	38.5	96.2	12.0	20	45 - 124
2-Chloronaphthalene	40	28	70.0	17.3	20	62 - 120
2-Nitroaniline	40	40.4	101.0	11.7	20	57 - 116
Acenaphthylene	40	31.9	79.8	17.7	20	54 - 111
Dimethylphthalate	40	37.7	94.2	11.5	20	74 - 120
2,6-Dinitrotoluene	40	35	87.5	11.1	20	67 - 115
Acenaphthene	40	29.5	73.8	16.5	20	54 - 110
3-Nitroaniline	40	36	90.0	4.3	20	37 - 138
2,4-Dinitrophenol	80	84.3	105.0	16.2	20	35 - 112
Dibenzofuran	40	33	82.5	16.4	20	67 - 120
2,4-Dinitrotoluene	40	36	90.0	15.1	20	64 - 114

Column to be used to flag recovery values with an asterisk

* Values outside QC limits

Control limit source: (lab/method) METHOD

COMMENTS:

160512 1641

Form III

3

SEMI-VOLATILE ORGANIC LAB CONTROL SAMPLE RECOVERY

EPA Sample No.

Lab Name: Spectrum Analytical, Inc. Contract: OTIE-Five Mile Creek / Site 13 128811LCSD

Lab Code : PEL Case No. SAS No: SDG No.: 3505892

COMPOUND	SPIKE ADDED ug/L	LCS CONCENTRATION ug/L	LCS % REC #	LCS % RPD	QC LIMITS RPD	QC LIMITS REC.
4-Nitrophenol	40	17.8	44.5	12.6	20	30 - 130
Fluorene	40	34.2	85.5	14.1	20	58 - 120
4-Chlorophenyl-phenylether	40	33	82.5	17.9	20	69 - 110
Diethylphthalate	40	38.3	95.8	13.6	20	72 - 120
4-Nitroaniline	40	41.1	103.0	9.7	20	54 - 141
4,6-Dinitro-2-methylphenol	40	32.3	80.8	12.2	20	12 - 119
N-Nitrosodiphenylamine	40	34.1	85.2	10.3	20	67 - 132
4-Bromophenyl-phenylether	40	33.6	84.0	9.6	20	69 - 120
Hexachlorobenzene	40	32	80.0	9.5	20	63 - 120
Pentachlorophenol	40	42.3	106.0	12.6	20	40 - 120
Phenanthrene	40	33.7	84.2	8.8	20	65 - 120
Anthracene	40	33.7	84.2	11.5	20	69 - 110
Di-n-butylphthalate	40	36.8	92.0	14.4	20	74 - 120
Fluoranthene	40	36.3	90.8	12.9	20	71 - 120
Pyrene	40	34	85.0	11.1	20	70 - 110
Butylbenzylphthalate	40	37	92.5	6.5	20	71 - 132
3,3'-Dichlorobenzidine	80	61.3	76.6	7.1	20	22 - 134
Benzo(a)anthracene	40	35.5	88.8	9.9	20	69 - 110
Chrysene	40	34.4	86.0	10.7	20	68 - 110
Bis(2-ethylhexyl)phthalate	40	39	97.5	9.8	20	20 - 130
Di-n-octylphthalate	40	38.5	96.2	13.6	20	75 - 124
Benzo(b)fluoranthene	40	42.8	107.0	7.9	20	66 - 110
Benzo(k)fluoranthene	40	36.8	92.0	13.2	20	68 - 110
Benzo(a)pyrene	40	36.7	91.8	10.6	20	67 - 110
Indeno(1,2,3-cd)pyrene	40	37	92.5	11.0	20	68 - 110
Dibenzo(a,h)anthracene	40	37.6	94.0	11.5	20	68 - 110
Benzo(g,h,i)perylene	40	35.6	89.0	11.1	20	70 - 108
Acetophenone	80	73.4	91.8	0.3	20	59 - 110
1,2,4,5-Tetrachlorobenzene	40	25.6	64.0	6.8	20	57 - 120
Carbazole	40	37.8	94.5	11.7	20	67 - 132
Caprolactam	40	10.8	27.0	9.7	20	20 - 130
1,1'-Biphenyl	40	29.4	73.5	4.2	20	52 - 120

Column to be used to flag recovery values with an asterisk

* Values outside QC limits

Control limit source: (lab/method) METHOD

COMMENTS:

160512 1641

Form III

3

SEMI-VOLATILE ORGANIC LAB CONTROL SAMPLE RECOVERY

EPA Sample No.

Lab Name: Spectrum Analytical, Inc. Contract: OTIE-Five Mile Creek / Site 13 128811LCSD

Lab Code : PEL Case No. SAS No: SDG No.: 3505892

COMPOUND	SPIKE ADDED ug/L	LCS CONCENTRATION ug/L	LCS % REC #	LCS % RPD	QC LIMITS RPD	QC LIMITS REC.
Atrazine	40	27.1	67.8	4.0	20	57 - 111
Benzaldehyde	40	34	85.0	5.7	20	42 - 126

Spike Recovery: 0 out of 66 outside limits

Column to be used to flag recovery values with an asterisk

* Values outside QC limits

Control limit source: (lab/method) METHOD

COMMENTS:

160512 1641

Form III

3

SEMI-VOLATILE ORGANIC LAB CONTROL SAMPLE RECOVERY

EPA Sample No.

Lab Name: Spectrum Analytical, Inc. Contract: OTIE-Five Mile Creek / Site 13 128825LCS

Lab Code : PEL Case No. SAS No: SDG No.: 3505892

COMPOUND	SPIKE ADDED ug/Kg	LCS CONCENTRATION ug/Kg	LCS % REC #	LCS % RPD	QC LIMITS RPD	QC LIMITS REC.
Bis(2-chloroethyl)ether	1980	1550	78.3			58 - 124
Phenol	1980	1380	69.7			39 - 127
2-Chlorophenol	1980	1430	72.2			42 - 113
2,2'-Oxybis(1-chloropropane)	1980	1350	68.2			42 - 139
2-Methylphenol	1980	1330	67.2			55 - 112
Hexachloroethane	1980	1420	71.7			51 - 120
N-Nitroso-di-n-propylamine	1980	1840	92.9			58 - 121
4-Methylphenol	1980	1710	86.4			48 - 127
Nitrobenzene	1980	1480	74.7			56 - 114
Isophorone	1980	1870	94.4			75 - 135
2-Nitrophenol	1980	1460	73.7			50 - 110
2,4-Dimethylphenol	1980	1600	80.8			43 - 125
Bis(2-chloroethoxy)methane	1980	1550	78.3			67 - 117
2,4-Dichlorophenol	1980	1510	76.3			50 - 120
Naphthalene	1980	1520	76.8			54 - 123
4-Chloroaniline	1980	1430	72.2			15 - 110
2-Methylnaphthalene	1980	1520	76.8			63 - 118
Hexachlorobutadiene	1980	1630	82.3			64 - 114
4-Chloro-3-methylphenol	1980	1670	84.3			48 - 114
Hexachlorocyclopentadiene	1980	1060	53.5			33 - 113
2,4,6-Trichlorophenol	1980	1520	76.8			49 - 120
2,4,5-Trichlorophenol	1980	1800	90.9			69 - 110
2-Chloronaphthalene	1980	1550	78.3			67 - 120
2-Nitroaniline	1980	1900	96.0			52 - 133
Acenaphthylene	1980	1690	85.4			57 - 123
Dimethylphthalate	1980	1780	89.9			72 - 116
2,6-Dinitrotoluene	1980	1670	84.3			63 - 120
Acenaphthene	1980	1530	77.3			61 - 112
3-Nitroaniline	1980	1720	86.9			62 - 119
2,4-Dinitrophenol	3960	3150	79.5			15 - 150
Dibenzofuran	1980	1700	85.9			64 - 120
2,4-Dinitrotoluene	1980	1740	87.9			64 - 113

Column to be used to flag recovery values with an asterisk

* Values outside QC limits

Control limit source: (lab/method) METHOD

COMMENTS:

160512 1641

Form III

3

SEMI-VOLATILE ORGANIC LAB CONTROL SAMPLE RECOVERY

EPA Sample No.

Lab Name: Spectrum Analytical, Inc. Contract: OTIE-Five Mile Creek / Site 13 128825LCS

Lab Code : PEL Case No. SAS No: SDG No.: 3505892

COMPOUND	SPIKE ADDED ug/Kg	LCS CONCENTRATION ug/Kg	LCS % REC #	LCS % RPD	QC LIMITS RPD	QC LIMITS REC.
4-Nitrophenol	1980	2000	101.0			10 - 162
Fluorene	1980	1710	86.4			57 - 118
4-Chlorophenyl-phenylether	1980	1730	87.4			69 - 120
Diethylphthalate	1980	1820	91.9			63 - 126
4-Nitroaniline	1980	1910	96.5			61 - 123
4,6-Dinitro-2-methylphenol	1980	1490	75.3			31 - 120
N-Nitrosodiphenylamine	1980	1650	83.3			72 - 122
4-Bromophenyl-phenylether	1980	1600	80.8			72 - 111
Hexachlorobenzene	1980	1520	76.8			66 - 110
Pentachlorophenol	1980	1930	97.5			25 - 138
Phenanthrene	1980	1660	83.8			61 - 118
Anthracene	1980	1680	84.8			65 - 118
Di-n-butylphthalate	1980	1740	87.9			72 - 122
Fluoranthene	1980	1780	89.9			66 - 119
Pyrene	1980	1590	80.3			62 - 117
Butylbenzylphthalate	1980	1700	85.9			69 - 127
3,3'-Dichlorobenzidine	3960	2350	59.3			20 - 110
Benzo(a)anthracene	1980	1680	84.8			66 - 120
Chrysene	1980	1580	79.8			64 - 113
Bis(2-ethylhexyl)phthalate	1980	3200	162.0 *			68 - 126
Di-n-octylphthalate	1980	1930	97.5			69 - 131
Benzo(b)fluoranthene	1980	2060	104.0			61 - 114
Benzo(k)fluoranthene	1980	1790	90.4			61 - 121
Benzo(a)pyrene	1980	1800	90.9			66 - 111
Indeno(1,2,3-cd)pyrene	1980	1780	89.9			52 - 120
Dibenzo(a,h)anthracene	1980	1810	91.4			53 - 120
Benzo(g,h,i)perylene	1980	1750	88.4			55 - 122
Acetophenone	3960	3100	78.3			32 - 114
1,2,4,5-Tetrachlorobenzene	1980	1430	72.2			51 - 110
Carbazole	1980	1910	96.5			66 - 125
Caprolactam	1980	1620	81.8			10 - 150
1,1'-Biphenyl	1980	1450	73.2			10 - 150

Column to be used to flag recovery values with an asterisk

* Values outside QC limits

Control limit source: (lab/method) METHOD

COMMENTS:

160512 1641

Form III

3

SEMI-VOLATILE ORGANIC LAB CONTROL SAMPLE RECOVERY

EPA Sample No.

Lab Name: Spectrum Analytical, Inc. Contract: OTIE-Five Mile Creek / Site 13 128825LCS

Lab Code : PEL Case No. SAS No: SDG No.: 3505892

COMPOUND	SPIKE ADDED ug/Kg	LCS CONCENTRATION ug/Kg	LCS % REC #	LCS % RPD	QC LIMITS RPD	QC LIMITS REC.
Atrazine	1980	1420	71.7			10 - 191
Benzaldehyde	1980	1110	56.1			10 - 158

Spike Recovery: 1 out of 66 outside limits

Column to be used to flag recovery values with an asterisk

* Values outside QC limits

Control limit source: (lab/method) METHOD

COMMENTS:

160512 1641

Form III

8270 Standards Data

160512 1641

SEMI-VOLATILE ORGANIC INITIAL CALIBRATION DATA

Lab Name: PEL, Spectrum Analytical, Inc. Contract: OTIE-Five Mile Creek / Site 1392

Lab Code : PEL Case No. SAS No: SDG No.: 3505892

Instrument ID: SMSD03 Calibration Date Begin: 04/23/12 End: 04/23/12

GC Column: HPMS-5 ID: 0.25 (mm) Calibration Time Begin: 1023 End: 1928

Min RRF for SPCC(#) = 0.05 Max %RSD for CCC(*) = 30 %

LAB FILE ID: RRF4 =8270CAL1.D RRF10 =8270CAL2.D
RRF20 =8270CAL3.D RRF45 =8270CAL4.D RRF60 =8270CAL5.D

COMPOUND		RRF4	RRF10	RRF20	RRF45	RRF60	$\overline{RRF}$	%RSD OR R^2
Bis(2-chloroethyl)ether		1.059	1.079	1.103	1.131	1.124		
Phenol	*	1.631	1.590	1.687	1.797	1.829		*
2-Chlorophenol		1.119	1.054	1.148	1.201	1.191		
2,2'-Oxybis(1-chloropropane)		0.780	0.709	0.750	0.790	0.777		
2-Methylphenol		0.952	0.955	0.991	1.091	1.089		
Hexachloroethane		0.583	0.553	0.574	0.609	0.598		
N-Nitroso-di-n-propylamine	#	1.113	1.088	1.136	1.235	1.214		#
4-Methylphenol		1.362	1.406	1.475	1.554	1.571		
Nitrobenzene		0.526	0.524	0.528	0.543	0.527		
Isophorone		0.611	0.617	0.633	0.653	0.643		
2-Nitrophenol	*	0.179	0.188	0.197	0.197	0.203		*
2,4-Dimethylphenol		0.303	0.290	0.299	0.305	0.303		
Bis(2-chloroethoxy)methane		0.428	0.419	0.433	0.445	0.439		
2,4-Dichlorophenol	*	0.319	0.347	0.350	0.364	0.374		*
Naphthalene		1.063	0.989	1.028	1.047	1.030		
4-Chloroaniline		0.430	0.409	0.428	0.438	0.436		
2-Methylnaphthalene		0.744	0.700	0.729	0.751	0.758		
Hexachlorobutadiene	*	0.330	0.315	0.340	0.344	0.349		*
4-Chloro-3-methylphenol	*	0.330	0.321	0.342	0.354	0.350		*
Hexachlorocyclopentadiene	#	0.544	0.573	0.624	0.650	0.667		#
2,4,6-Trichlorophenol	*	0.442	0.463	0.486	0.517	0.525		*
2,4,5-Trichlorophenol		0.399	0.438	0.453	0.468	0.483		
2-Chloronaphthalene		1.087	1.104	1.169	1.216	1.205		
2-Nitroaniline		0.354	0.388	0.407	0.422	0.422		
Acenaphthylene		1.668	1.658	1.757	1.802	1.784		
Dimethylphthalate		1.307	1.314	1.378	1.403	1.374		
2,6-Dinitrotoluene		0.266	0.286	0.300	0.319	0.323		
Acenaphthene	*	0.941	0.987	1.035	1.085	1.095		*
3-Nitroaniline		0.254	0.255	0.276	0.278	0.274		
2,4-Dinitrophenol	#		0.095	0.142	0.195	0.210		#
Dibenzofuran		1.688	1.639	1.683	1.774	1.743		
2,4-Dinitrotoluene		0.377	0.399	0.411	0.433	0.446		
4-Nitrophenol	#	0.232	0.281	0.304	0.314	0.309		#
Fluorene		1.314	1.344	1.410	1.557	1.573		

SEMI-VOLATILE ORGANIC INITIAL CALIBRATION DATA

Lab Name: PEL, Spectrum Analytical, Inc. Contract: OTIE-Five Mile Creek / Site 1392

Lab Code : PEL Case No. SAS No: SDG No.: 3505892

Instrument ID: SMSD03 Calibration Date Begin: 04/23/12 End: 04/23/12

GC Column: HPMS-5 ID: 0.25 (mm) Calibration Time Begin: 1023 End: 1928

Min RRF for SPCC(#) = 0.05 Max %RSD for CCC(*) = 30 %

LAB FILE ID: RRF4 =8270CAL1.D RRF10 =8270CAL2.D
RRF20 =8270CAL3.D RRF45 =8270CAL4.D RRF60 =8270CAL5.D

COMPOUND	RRF4	RRF10	RRF20	RRF45	RRF60	$\overline{RRF}$	%RSD OR R^2
4-Chlorophenyl-phenylether	0.764	0.787	0.822	0.925	0.954		
Diethylphthalate	1.243	1.225	1.226	1.281	1.266		
4-Nitroaniline	0.265	0.217	0.216	0.222	0.238		
4,6-Dinitro-2-methylphenol	0.093	0.122	0.142	0.171	0.174		
N-Nitrosodiphenylamine *	0.482	0.488	0.500	0.509	0.504		*
4-Bromophenyl-phenylether	0.269	0.272	0.283	0.301	0.298		
Hexachlorobenzene	0.316	0.301	0.315	0.344	0.348		
Pentachlorophenol *		0.155	0.183	0.205	0.210		*
Phenanthrene	1.037	1.007	1.019	1.080	1.038		
Anthracene	1.010	0.996	1.024	1.076	1.057		
Di-n-butylphthalate	0.999	1.047	1.099	1.143	1.113		
Fluoranthene *	1.217	1.154	1.204	1.211	1.174		*
Pyrene	0.923	0.881	0.878	0.790	0.738		
Butylbenzylphthalate	0.335	0.346	0.355	0.354	0.343		
3,3'-Dichlorobenzidine	0.391	0.416	0.444	0.493	0.488		
Benzo(a)anthracene	1.097	1.035	1.062	1.048	1.002		
Chrysene	1.019	0.957	0.978	0.893	0.827		
Bis(2-ethylhexyl)phthalate	0.565	0.570	0.609	0.633	0.621		
Di-n-octylphthalate *	0.763	0.818	0.876	0.936	0.916		*
Benzo(b)fluoranthene	1.017	1.083	1.076	1.097	1.071		
Benzo(k)fluoranthene	1.111	1.063	1.084	1.152	1.088		
Benzo(a)pyrene *	0.977	1.049	1.061	1.089	1.063		*
Indeno(1,2,3-cd)pyrene	1.270	1.261	1.323	1.347	1.307		
Dibenzo(a,h)anthracene	1.084	1.086	1.148	1.191	1.167		
Benzo(g,h,i)perylene	1.025	1.038	1.067	1.022	0.964		
Acetophenone	0.562	0.554	0.578	0.613	0.623		
1,2,4,5-Tetrachlorobenzene	0.701	0.686	0.718	0.771	0.792		
Carbazole	0.869	0.854	0.860	0.846	0.848		
Caprolactam	0.075	0.091	0.101	0.115	0.113		
1,1'-Biphenyl	1.486	1.480	1.538	1.614	1.677		
Atrazine	0.238	0.243	0.257	0.278	0.276		
Benzaldehyde	1.140	1.158	1.188	1.276	1.220		
==========							
2-Fluorophenol(SURR)	1.109	1.085	1.161	1.193	1.186		

160512 1641

FORM VI

SEMI-VOLATILE ORGANIC INITIAL CALIBRATION DATA

Lab Name: PEL, Spectrum Analytical, Inc. Contract: OTIE-Five Mile Creek / Site 1392

Lab Code : PEL Case No. SAS No: SDG No.: 3505892

Instrument ID: SMSD03 Calibration Date Begin: 04/23/12 End: 04/23/12

GC Column: HPMS-5 ID: 0.25 (mm) Calibration Time Begin: 1023 End: 1928

Min RRF for SPCC(#) = 0.05 Max %RSD for CCC(*) = 30 %

LAB FILE ID: RRF4 =8270CAL1.D RRF10 =8270CAL2.D
RRF20 =8270CAL3.D RRF45 =8270CAL4.D RRF60 =8270CAL5.D

COMPOUND	RRF4	RRF10	RRF20	RRF45	RRF60	$\overline{RRF}$	%RSD OR R^2
Phenol-d5(SURR)	1.464	1.441	1.516	1.613	1.619		
Nitrobenzene-d5(SURR)	0.527	0.515	0.536	0.553	0.547		
2-Fluorobiphenyl(SURR)	1.504	1.477	1.534	1.626	1.585		
2,4,6-Tribromophenol(SURR)	0.232	0.261	0.273	0.289	0.292		
p-Terphenyl-d14(SURR)	0.904	0.818	0.821	0.757	0.689		

SEMI-VOLATILE ORGANIC INITIAL CALIBRATION DATA

Lab Name: PEL, Spectrum Analytical, Inc. Contract: OTIE-Five Mile Creek / Site 1392

Lab Code : PEL Case No. SAS No: SDG No.: 3505892

Instrument ID: SMSD03 Calibration Date Begin: 04/23/12 End: 04/23/12

GC Column: HPMS-5 ID: 0.25 (mm) Calibration Time Begin: 1023 End: 1928

Min RRF for SPCC(#) = 0.05 Max %RSD for CCC(*) = 30 %

LAB FILE ID: RRF75 =8270CAL6.D RRF100 =8270CAL7.D

COMPOUND		RRF75	RRF100				$\overline{RRF}$	%RSD OR R^2	
Bis(2-chloroethyl)ether		1.107	1.136				1.10557	2.6	
Phenol	*	1.855	1.926				1.75904	7.1	*
2-Chlorophenol		1.175	1.208				1.15668	4.7	
2,2'-Oxybis(1-chloropropane)		0.775	0.829				0.77294	4.7	
2-Methylphenol		1.096	1.160				1.04767	7.8	
Hexachloroethane		0.602	0.615				0.59057	3.7	
N-Nitroso-di-n-propylamine	#	1.205	1.250				1.17738	5.4	#
4-Methylphenol		1.604	1.633				1.51461	6.8	
Nitrobenzene		0.538	0.540				0.53215	1.4	
Isophorone		0.653					0.63498	0.99986	
2-Nitrophenol	*	0.203	0.211				0.19693	5.3	*
2,4-Dimethylphenol		0.310	0.313				0.30321	2.5	
Bis(2-chloroethoxy)methane		0.456	0.456				0.43959	3.2	
2,4-Dichlorophenol	*	0.368	0.382				0.35774	5.9	*
Naphthalene		1.025	1.005				1.02648	2.4	
4-Chloroaniline		0.443	0.438				0.43162	2.6	
2-Methylnaphthalene		0.774	0.772				0.74689	3.5	
Hexachlorobutadiene	*	0.355	0.360				0.34168	4.5	*
4-Chloro-3-methylphenol	*	0.349	0.363				0.34436	4.2	*
Hexachlorocyclopentadiene	#	0.670	0.689				0.63111	8.6	#
2,4,6-Trichlorophenol	*	0.517	0.534				0.49778	7	*
2,4,5-Trichlorophenol		0.486	0.494				0.46015	7.2	
2-Chloronaphthalene		1.219	1.207				1.17243	4.7	
2-Nitroaniline		0.414	0.421				0.40396	6.2	
Acenaphthylene		1.769	1.702				1.73451	3.3	
Dimethylphthalate		1.345	1.307				1.347	2.9	
2,6-Dinitrotoluene		0.322	0.315				0.30449	7	
Acenaphthene	*	1.107	1.113				1.0518	6.3	*
3-Nitroaniline		0.278	0.279				0.27047	4.1	
2,4-Dinitrophenol	#	0.215	0.219				0.17918	0.9995	#
Dibenzofuran		1.740	1.714				1.71164	2.6	
2,4-Dinitrotoluene		0.456	0.467				0.42698	7.7	
4-Nitrophenol	#	0.308	0.310				0.29402	10	#
Fluorene		1.602	1.578				1.48267	8.3	

SEMI-VOLATILE ORGANIC INITIAL CALIBRATION DATA

Lab Name: PEL, Spectrum Analytical, Inc. Contract: OTIE-Five Mile Creek / Site 1392

Lab Code : PEL Case No. SAS No: SDG No.: 3505892

Instrument ID: SMSD03 Calibration Date Begin: 04/23/12 End: 04/23/12

GC Column: HPMS-5 ID: 0.25 (mm) Calibration Time Begin: 1023 End: 1928

Min RRF for SPCC(#) = 0.05 Max %RSD for CCC(*) = 30 %

LAB FILE ID: RRF75 =8270CAL6.D RRF100 =8270CAL7.D

COMPOUND	RRF75	RRF100				$\overline{RRF}$	%RSD OR R^2
4-Chlorophenyl-phenylether	0.977	0.994				0.8889	10.8
Diethylphthalate	1.242	1.221				1.24358	1.8
4-Nitroaniline	0.237	0.244				0.23414	7.5
4,6-Dinitro-2-methylphenol	0.179	0.187				0.15268	0.99853
N-Nitrosodiphenylamine *	0.520	0.524				0.50383	3.1 *
4-Bromophenyl-phenylether	0.307	0.316				0.29225	6.2
Hexachlorobenzene	0.357	0.371				0.33604	7.6
Pentachlorophenol *	0.211	0.222				0.1975	12.5 *
Phenanthrene	1.035	0.998				1.03044	2.6
Anthracene	1.031	0.992				1.02634	3
Di-n-butylphthalate	1.105	1.052				1.07969	4.6
Fluoranthene *	1.179	1.132				1.18164	2.7 *
Pyrene	0.702	0.653				0.79473	12.9
Butylbenzylphthalate	0.338	0.340				0.34424	2.3
3,3'-Dichlorobenzidine	0.502	0.507				0.46301	10
Benzo(a)anthracene	0.936	0.848				1.00427	8.5
Chrysene	0.782	0.705				0.88032	13
Bis(2-ethylhexyl)phthalate	0.608	0.559				0.59501	5
Di-n-octylphthalate *	0.898	0.826				0.86193	7.2 *
Benzo(b)fluoranthene	1.070	1.027				1.06307	2.8
Benzo(k)fluoranthene	1.038	0.940				1.06816	6.3
Benzo(a)pyrene *	1.038	0.993				1.03857	3.9 *
Indeno(1,2,3-cd)pyrene	1.295	1.257				1.29416	2.6
Dibenzo(a,h)anthracene	1.149	1.087				1.13022	3.9
Benzo(g,h,i)perylene	0.927	0.878				0.98879	6.9
Acetophenone	0.628	0.654				0.60177	6.2
1,2,4,5-Tetrachlorobenzene	0.816	0.822				0.75792	7.4
Carbazole	0.857	0.851				0.85498	0.9
Caprolactam	0.114	0.124				0.10464	0.99648
1,1'-Biphenyl	1.670	1.690				1.59358	5.7
Atrazine	0.283	0.300				0.2679	8.5
Benzaldehyde	1.235	1.316				1.21908	5.2
==========							
2-Fluorophenol(SURR)	1.171	1.186				1.15589	3.6

160512 1641

FORM VI

SEMI-VOLATILE ORGANIC INITIAL CALIBRATION DATA

Lab Name: PEL, Spectrum Analytical, Inc. Contract: OTIE-Five Mile Creek / Site 1392

Lab Code : PEL Case No. SAS No: SDG No.: 3505892

Instrument ID: SMSD03 Calibration Date Begin: 04/23/12 End: 04/23/12

GC Column: HPMS-5 ID: 0.25 (mm) Calibration Time Begin: 1023 End: 1928

Min RRF for SPCC(#) = 0.05 Max %RSD for CCC(*) = 30 %

LAB FILE ID: RRF75 =8270CAL6.D RRF100 =8270CAL7.D

COMPOUND	RRF75	RRF100				$\overline{RRF}$	%RSD OR R^2
Phenol-d5(SURR)	1.608	1.585				1.54937	4.9
Nitrobenzene-d5(SURR)	0.549	0.552				0.53982	2.7
2-Fluorobiphenyl(SURR)	1.580	1.529				1.54784	3.3
2,4,6-Tribromophenol(SURR)	0.299	0.311				0.27947	9.5
p-Terphenyl-d14(SURR)	0.671	0.622				0.75461	13.2

7SSC

SEMI-VOLATILE ORGANIC SECONDARY SOURCE CALIBRATION DATA

Lab Name: Spectrum Analytical, Inc. Contract: OTIE-Five Mile Creek / Site 1392

Lab Code : PEL Case No.: SAS No: SDG No.: 3505892

Instrument ID: SMSD03 CalibrationDate: 04/23/12 Time: 1333

CCV ID: SSC1072998 Lab File ID: 8270SEC2.D Init. Calib. Date Begin: 04/23/12 End: 04/23/12

GC Column: HPMS-5 ID: 0.25 (mm)

Min RRF for SPCC(#) = 0.05 Max %D for CCC(*) = 20 %

COMPOUND		Expected	Found	%D / %Drift	Curve Type	
Bis(2-chloroethyl)ether		1.10557	1.19	7.6	AVRG	
Phenol	*	1.75904	1.767	0.5	AVRG	*
2-Chlorophenol		1.15668	1.15	0.6	AVRG	
2,2'-Oxybis(1-chloropropane)		0.77294	0.80115	3.6	AVRG	
2-Methylphenol		1.04767	1.048	0.0	AVRG	
Hexachloroethane		0.59057	0.58903	0.3	AVRG	
N-Nitroso-di-n-propylamine	#	1.17738	1.244	5.7	AVRG	#
4-Methylphenol		1.51461	1.54	1.7	AVRG	
Nitrobenzene		0.53215	0.52704	1.0	AVRG	
Isophorone		45	56.2	24.9	LINR	<-
2-Nitrophenol	*	0.19693	0.19603	0.5	AVRG	*
2,4-Dimethylphenol		0.30321	0.32693	7.8	AVRG	
Bis(2-chloroethoxy)methane		0.43959	0.46869	6.6	AVRG	
2,4-Dichlorophenol	*	0.35774	0.35146	1.8	AVRG	*
Naphthalene		1.02648	1.087	5.9	AVRG	
4-Chloroaniline		0.43162	0.45571	5.6	AVRG	
2-Methylnaphthalene		0.74689	0.75534	1.1	AVRG	
Hexachlorobutadiene	*	0.34168	0.37423	9.5	AVRG	*
4-Chloro-3-methylphenol	*	0.34436	0.34325	0.3	AVRG	*
Hexachlorocyclopentadiene	#	0.63111	0.66526	5.4	AVRG	#
2,4,6-Trichlorophenol	*	0.49778	0.51405	3.3	AVRG	*
2,4,5-Trichlorophenol		0.46015	0.47926	4.2	AVRG	
2-Chloronaphthalene		1.17243	1.21	3.2	AVRG	
2-Nitroaniline		0.40396	0.43684	8.1	AVRG	
Acenaphthylene		1.73451	1.854	6.9	AVRG	
Dimethylphthalate		1.347	1.437	6.7	AVRG	
2,6-Dinitrotoluene		0.30449	0.31835	4.6	AVRG	
Acenaphthene	*	1.0518	1.086	3.3	AVRG	*
3-Nitroaniline		0.27047	0.29706	9.8	AVRG	
2,4-Dinitrophenol	#	45	49.6	10.2	LINR	#
Dibenzofuran		1.71164	1.795	4.9	AVRG	
2,4-Dinitrotoluene		0.42698	0.44249	3.6	AVRG	
4-Nitrophenol	#	0.29402	0.31262	6.3	AVRG	#
Fluorene		1.48267	1.595	7.6	AVRG	
4-Chlorophenyl-phenylether		0.8889	0.93795	5.5	AVRG	
Diethylphthalate		1.24358	1.303	4.8	AVRG	

160512 1641

FORM VII

7SSC

SEMI-VOLATILE ORGANIC SECONDARY SOURCE CALIBRATION DATA

Lab Name: Spectrum Analytical, Inc. Contract: OTIE-Five Mile Creek / Site 1392

Lab Code : PEL Case No.: SAS No: SDG No.: 3505892

Instrument ID: SMSD03 CalibrationDate: 04/23/12 Time: 1333

CCV ID: SSC1072998 Lab File ID: 8270SEC2.D Init. Calib. Date Begin: 04/23/12 End: 04/23/12

GC Column: HPMS-5 ID: 0.25 (mm)

Min RRF for SPCC(#) = 0.05 Max %D for CCC(*) = 20 %

COMPOUND		Expected	Found	%D / %Drift	Curve Type
4-Nitroaniline		0.23414	0.25728	9.9	AVRG
4,6-Dinitro-2-methylphenol		45	43.7	2.9	LINR
N-Nitrosodiphenylamine	*	0.50383	0.55994	11.1	AVRG *
4-Bromophenyl-phenylether		0.29225	0.31014	6.1	AVRG
Hexachlorobenzene		0.33604	0.34736	3.4	AVRG
Pentachlorophenol	*	0.1975	0.20129	1.9	AVRG *
Phenanthrene		1.03044	1.101	6.8	AVRG
Anthracene		1.02634	1.104	7.6	AVRG
Di-n-butylphthalate		1.07969	1.167	8.1	AVRG
Fluoranthene	*	1.18164	1.292	9.3	AVRG *
Pyrene		0.79473	0.8457	6.4	AVRG
Butylbenzylphthalate		0.34424	0.38811	12.7	AVRG
Benzo(a)anthracene		1.00427	1.112	10.7	AVRG
Chrysene		0.88032	0.92345	4.9	AVRG
Bis(2-ethylhexyl)phthalate		0.59501	0.69176	16.3	AVRG
Di-n-octylphthalate	*	0.86193	0.98898	14.7	AVRG *
Benzo(b)fluoranthene		1.06307	1.159	9.0	AVRG
Benzo(k)fluoranthene		1.06816	1.158	8.4	AVRG
Benzo(a)pyrene	*	1.03857	1.117	7.6	AVRG *
Indeno(1,2,3-cd)pyrene		1.29416	1.395	7.8	AVRG
Dibenzo(a,h)anthracene		1.13022	1.242	9.9	AVRG
Benzo(g,h,i)perylene		0.98879	1.057	6.9	AVRG
Carbazole		0.85498	0.97304	13.8	AVRG
==========					
2-Fluorophenol(SURR)		1.15589	1.205	4.2	AVRG
Phenol-d5(SURR)		1.54937	1.48	4.5	AVRG
Nitrobenzene-d5(SURR)		0.53982	0.51104	5.3	AVRG
2-Fluorobiphenyl(SURR)		1.54784	1.521	1.7	AVRG
2,4,6-Tribromophenol(SURR)		0.27947	0.28828	3.2	AVRG
p-Terphenyl-d14(SURR)		0.75461	0.72682	3.7	AVRG

Average Used: 6.2

160512 1641

FORM VII

7SSC

SEMI-VOLATILE ORGANIC SECONDARY SOURCE CALIBRATION DATA

Lab Name: Spectrum Analytical, Inc. Contract: OTIE-Five Mile Creek / Site 1392

Lab Code : PEL Case No.: SAS No: SDG No.: 3505892

Instrument ID: SMSD03 CalibrationDate: 04/23/12 Time: 1642

CCV ID: SSC1072994 Lab File ID: BSSEC.D Init. Calib. Date Begin: 04/23/12 End: 04/23/12

GC Column: HPMS-5 ID: 0.25 (mm)

Min RRF for SPCC(#) = 0.05 Max %D for CCC(*) = 20 %

COMPOUND	Expected	Found	%D / %Drift	Curve Type
3,3'-Dichlorobenzidine	0.46301	0.47412	2.4	AVRG
Acetophenone	0.60177	0.55437	7.9	AVRG
Caprolactam	45	38.4	14.7	LINR
1,1'-Biphenyl	1.59358	1.404	11.9	AVRG
Atrazine	0.2679	0.23584	12.0	AVRG
Benzaldehyde	1.21908	1.153	5.4	AVRG

7SSC

SEMI-VOLATILE ORGANIC SECONDARY SOURCE CALIBRATION DATA

Lab Name: Spectrum Analytical, Inc. Contract: OTIE-Five Mile Creek / Site 1392

Lab Code : PEL Case No.: SAS No: SDG No.: 3505892

Instrument ID: SMSD03 CalibrationDate: 04/23/12 Time: 2015

CCV ID: SSC1072993 Lab File ID: AP9SEC2.D Init. Calib. Date Begin: 04/23/12 End: 04/23/12

GC Column: HPMS-5 ID: 0.25 (mm)

Min RRF for SPCC(#) = 0.05 Max %D for CCC(*) = 20 %

COMPOUND	Expected	Found	%D / %Drift	Curve Type
Acetophenone	0.60177	0.55655	7.5	AVRG
1,2,4,5-Tetrachlorobenzene	0.75792	0.71394	5.8	AVRG

7

SEMI-VOLATILE ORGANIC CONTINUING CALIBRATION DATA

Lab Name: Spectrum Analytical, Inc. Contract: OTIE-Five Mile Creek / Site 1392

Lab Code : PEL Case No.: SAS No: SDG No.: 3505892

Instrument ID: SMSD03 CalibrationDate: 05/03/12 Time: 1115

CCV ID: CCV1077096 Lab File ID: BSCCV1.D Init. Calib. Date Begin: 04/23/12 End: 04/23/12

GC Column: HPMS-5 ID: 0.25 (mm)

Min RRF for SPCC(#) = 0.05 Max %D for CCC(*) = 20 %

COMPOUND	Expected	Found	%D / %Drift	Curve Type
3,3'-Dichlorobenzidine	0.46301	0.503	8.6	AVRG
Acetophenone	0.60177	0.65287	8.5	AVRG
Caprolactam	45	46.7	3.8	LINR
1,1'-Biphenyl	1.59358	1.642	3.0	AVRG
Atrazine	0.2679	0.29106	8.6	AVRG
Benzaldehyde	1.21908	1.315	7.9	AVRG

7

SEMI-VOLATILE ORGANIC CONTINUING CALIBRATION DATA

Lab Name: Spectrum Analytical, Inc. Contract: OTIE-Five Mile Creek / Site 1392

Lab Code : PEL Case No.: SAS No: SDG No.: 3505892

Instrument ID: SMSD03 CalibrationDate: 05/03/12 Time: 1139

CCV ID: CCV1077095 Lab File ID: AP9CCV1.D Init. Calib. Date Begin: 04/23/12 End: 04/23/12

GC Column: HPMS-5 ID: 0.25 (mm)

Min RRF for SPCC(#) = 0.05 Max %D for CCC(*) = 20 %

COMPOUND	Expected	Found	%D / %Drift	Curve Type
Acetophenone	0.60177	0.59812	0.6	AVRG
1,2,4,5-Tetrachlorobenzene	0.75792	0.78417	3.5	AVRG

160512 1641

FORM VII

SEMI-VOLATILE ORGANIC CONTINUING CALIBRATION DATA

Lab Name: Spectrum Analytical, Inc. Contract: OTIE-Five Mile Creek / Site 1392

Lab Code : PEL Case No.: SAS No: SDG No.: 3505892

Instrument ID: SMSD03 CalibrationDate: 05/03/12 Time: 1203

CCV ID: CCV1077094 Lab File ID: 8270CCV2.D Init. Calib. Date Begin: 04/23/12 End: 04/23/12

GC Column: HPMS-5 ID: 0.25 (mm)

Min RRF for SPCC(#) = 0.05 Max %D for CCC(*) = 20 %

COMPOUND		Expected	Found	%D / %Drift	Curve Type	
Bis(2-chloroethyl)ether		1.10557	1.132	2.4	AVRG	
Phenol	*	1.75904	1.757	0.1	AVRG	*
2-Chlorophenol		1.15668	1.173	1.4	AVRG	
2,2'-Oxybis(1-chloropropane)		0.77294	0.72721	5.9	AVRG	
2-Methylphenol		1.04767	1.054	0.6	AVRG	
Hexachloroethane		0.59057	0.62515	5.9	AVRG	
N-Nitroso-di-n-propylamine	#	1.17738	1.257	6.8	AVRG	#
4-Methylphenol		1.51461	1.615	6.6	AVRG	
Nitrobenzene		0.53215	0.5635	5.9	AVRG	
Isophorone		45	46.7	3.8	LINR	
2-Nitrophenol	*	0.19693	0.2053	4.3	AVRG	*
2,4-Dimethylphenol		0.30321	0.30857	1.8	AVRG	
Bis(2-chloroethoxy)methane		0.43959	0.44659	1.6	AVRG	
2,4-Dichlorophenol	*	0.35774	0.3817	6.7	AVRG	*
Naphthalene		1.02648	1.056	2.9	AVRG	
4-Chloroaniline		0.43162	0.43059	0.2	AVRG	
2-Methylnaphthalene		0.74689	0.78337	4.9	AVRG	
Hexachlorobutadiene	*	0.34168	0.38052	11.4	AVRG	*
4-Chloro-3-methylphenol	*	0.34436	0.36673	6.5	AVRG	*
Hexachlorocyclopentadiene	#	0.63111	0.69833	10.7	AVRG	#
2,4,6-Trichlorophenol	*	0.49778	0.4892	1.7	AVRG	*
2,4,5-Trichlorophenol		0.46015	0.52974	15.1	AVRG	
2-Chloronaphthalene		1.17243	1.208	3.0	AVRG	
2-Nitroaniline		0.40396	0.4167	3.2	AVRG	
Acenaphthylene		1.73451	1.817	4.8	AVRG	
Dimethylphthalate		1.347	1.406	4.4	AVRG	
2,6-Dinitrotoluene		0.30449	0.31624	3.9	AVRG	
Acenaphthene	*	1.0518	1.076	2.3	AVRG	*
3-Nitroaniline		0.27047	0.26562	1.8	AVRG	
2,4-Dinitrophenol	#	45	40.8	9.3	LINR	#
Dibenzofuran		1.71164	1.82	6.3	AVRG	
2,4-Dinitrotoluene		0.42698	0.44032	3.1	AVRG	
4-Nitrophenol	#	0.29402	0.33336	13.4	AVRG	#
Fluorene		1.48267	1.628	9.8	AVRG	
4-Chlorophenyl-phenylether		0.8889	0.98514	10.8	AVRG	
Diethylphthalate		1.24358	1.313	5.6	AVRG	

160512 1641

FORM VII

7

SEMI-VOLATILE ORGANIC CONTINUING CALIBRATION DATA

Lab Name: Spectrum Analytical, Inc. Contract: OTIE-Five Mile Creek / Site 1392

Lab Code : PEL Case No.: SAS No: SDG No.: 3505892

Instrument ID: SMSD03 CalibrationDate: 05/03/12 Time: 1203

CCV ID: CCV1077094 Lab File ID: 8270CCV2.D Init. Calib. Date Begin: 04/23/12 End: 04/23/12

GC Column: HPMS-5 ID: 0.25 (mm)

Min RRF for SPCC(#) = 0.05 Max %D for CCC(*) = 20 %

COMPOUND		Expected	Found	%D / %Drift	Curve Type
4-Nitroaniline		0.23414	0.20966	10.5	AVRG
4,6-Dinitro-2-methylphenol		45	41.8	7.1	LINR
N-Nitrosodiphenylamine	*	0.50383	0.48976	2.8	AVRG *
4-Bromophenyl-phenylether		0.29225	0.29634	1.4	AVRG
Hexachlorobenzene		0.33604	0.33965	1.1	AVRG
Pentachlorophenol	*	0.1975	0.20897	5.8	AVRG *
Phenanthrene		1.03044	1.06	2.9	AVRG
Anthracene		1.02634	1.07	4.3	AVRG
Di-n-butylphthalate		1.07969	1.156	7.1	AVRG
Fluoranthene	*	1.18164	1.252	6.0	AVRG *
Pyrene		0.79473	0.77619	2.3	AVRG
Butylbenzylphthalate		0.34424	0.31928	7.3	AVRG
Benzo(a)anthracene		1.00427	0.98353	2.1	AVRG
Chrysene		0.88032	0.8504	3.4	AVRG
Bis(2-ethylhexyl)phthalate		0.59501	0.6106	2.6	AVRG
Di-n-octylphthalate	*	0.86193	0.92831	7.7	AVRG *
Benzo(b)fluoranthene		1.06307	1.132	6.5	AVRG
Benzo(k)fluoranthene		1.06816	1.118	4.7	AVRG
Benzo(a)pyrene	*	1.03857	1.08	4.0	AVRG *
Indeno(1,2,3-cd)pyrene		1.29416	1.38	6.6	AVRG
Dibenzo(a,h)anthracene		1.13022	1.226	8.5	AVRG
Benzo(g,h,i)perylene		0.98879	1.018	3.0	AVRG
Carbazole		0.85498	0.84416	1.3	AVRG
==========					
2-Fluorophenol(SURR)		1.15589	1.189	2.9	AVRG
Phenol-d5(SURR)		1.54937	1.598	3.1	AVRG
Nitrobenzene-d5(SURR)		0.53982	0.58261	7.9	AVRG
2-Fluorobiphenyl(SURR)		1.54784	1.638	5.8	AVRG
2,4,6-Tribromophenol(SURR)		0.27947	0.30374	8.7	AVRG
p-Terphenyl-d14(SURR)		0.75461	0.73912	2.1	AVRG

160512 1641

FORM VII

7

SEMI-VOLATILE ORGANIC CONTINUING CALIBRATION DATA

Lab Name: Spectrum Analytical, Inc. Contract: OTIE-Five Mile Creek / Site 1392

Lab Code : PEL Case No.: SAS No: SDG No.: 3505892

Instrument ID: SMSD03 CalibrationDate: 05/03/12 Time: 1510

CCV ID: CCV1076910 Lab File ID: 8270CCV3.D Init. Calib. Date Begin: 04/23/12 End: 04/23/12

GC Column: HPMS-5 ID: 0.25 (mm)

Min RRF for SPCC(#) = 0.05 Max %D for CCC(*) = 20 %

COMPOUND		Expected	Found	%D / %Drift	Curve Type	
Bis(2-chloroethyl)ether		1.10557	1.089	1.5	AVRG	
Phenol	*	1.75904	1.754	0.3	AVRG	*
2-Chlorophenol		1.15668	1.175	1.6	AVRG	
2,2'-Oxybis(1-chloropropane)		0.77294	0.73516	4.9	AVRG	
2-Methylphenol		1.04767	1.04	0.7	AVRG	
Hexachloroethane		0.59057	0.64156	8.6	AVRG	
N-Nitroso-di-n-propylamine	#	1.17738	1.284	9.1	AVRG	#
4-Methylphenol		1.51461	1.621	7.0	AVRG	
Nitrobenzene		0.53215	0.56439	6.1	AVRG	
Isophorone		45	46.6	3.6	LINR	
2-Nitrophenol	*	0.19693	0.20408	3.6	AVRG	*
2,4-Dimethylphenol		0.30321	0.31302	3.2	AVRG	
Bis(2-chloroethoxy)methane		0.43959	0.44701	1.7	AVRG	
2,4-Dichlorophenol	*	0.35774	0.37617	5.2	AVRG	*
Naphthalene		1.02648	1.068	4.0	AVRG	
4-Chloroaniline		0.43162	0.42598	1.3	AVRG	
2-Methylnaphthalene		0.74689	0.77807	4.2	AVRG	
Hexachlorobutadiene	*	0.34168	0.38147	11.6	AVRG	*
4-Chloro-3-methylphenol	*	0.34436	0.37003	7.5	AVRG	*
Hexachlorocyclopentadiene	#	0.63111	0.68536	8.6	AVRG	#
2,4,6-Trichlorophenol	*	0.49778	0.48784	2.0	AVRG	*
2,4,5-Trichlorophenol		0.46015	0.52813	14.8	AVRG	
2-Chloronaphthalene		1.17243	1.218	3.9	AVRG	
2-Nitroaniline		0.40396	0.42859	6.1	AVRG	
Acenaphthylene		1.73451	1.852	6.8	AVRG	
Dimethylphthalate		1.347	1.435	6.5	AVRG	
2,6-Dinitrotoluene		0.30449	0.31594	3.8	AVRG	
Acenaphthene	*	1.0518	1.087	3.3	AVRG	*
3-Nitroaniline		0.27047	0.26339	2.6	AVRG	
2,4-Dinitrophenol	#	45	42.9	4.7	LINR	#
Dibenzofuran		1.71164	1.815	6.0	AVRG	
2,4-Dinitrotoluene		0.42698	0.44915	5.2	AVRG	
4-Nitrophenol	#	0.29402	0.32484	10.5	AVRG	#
Fluorene		1.48267	1.649	11.2	AVRG	
4-Chlorophenyl-phenylether		0.8889	0.99263	11.7	AVRG	
Diethylphthalate		1.24358	1.325	6.5	AVRG	

160512 1641

FORM VII

SEMI-VOLATILE ORGANIC CONTINUING CALIBRATION DATA

Lab Name: Spectrum Analytical, Inc. Contract: OTIE-Five Mile Creek / Site 1392

Lab Code : PEL Case No.: SAS No: SDG No.: 3505892

Instrument ID: SMSD03 CalibrationDate: 05/03/12 Time: 1510

CCV ID: CCV1076910 Lab File ID: 8270CCV3.D Init. Calib. Date Begin: 04/23/12 End: 04/23/12

GC Column: HPMS-5 ID: 0.25 (mm)

Min RRF for SPCC(#) = 0.05 Max %D for CCC(*) = 20 %

COMPOUND		Expected	Found	%D / %Drift	Curve Type
4-Nitroaniline		0.23414	0.22226	5.1	AVRG
4,6-Dinitro-2-methylphenol		45	42.9	4.7	LINR
N-Nitrosodiphenylamine	*	0.50383	0.49781	1.2	AVRG *
4-Bromophenyl-phenylether		0.29225	0.29331	0.4	AVRG
Hexachlorobenzene		0.33604	0.35514	5.7	AVRG
Pentachlorophenol	*	0.1975	0.21578	9.3	AVRG *
Phenanthrene		1.03044	1.075	4.3	AVRG
Anthracene		1.02634	1.077	4.9	AVRG
Di-n-butylphthalate		1.07969	1.175	8.8	AVRG
Fluoranthene	*	1.18164	1.28	8.3	AVRG *
Pyrene		0.79473	0.77317	2.7	AVRG
Butylbenzylphthalate		0.34424	0.32387	5.9	AVRG
Benzo(a)anthracene		1.00427	0.96957	3.5	AVRG
Chrysene		0.88032	0.84907	3.5	AVRG
Bis(2-ethylhexyl)phthalate		0.59501	0.62392	4.9	AVRG
Di-n-octylphthalate	*	0.86193	0.92191	7.0	AVRG *
Benzo(b)fluoranthene		1.06307	1.125	5.8	AVRG
Benzo(k)fluoranthene		1.06816	1.132	6.0	AVRG
Benzo(a)pyrene	*	1.03857	1.075	3.5	AVRG *
Indeno(1,2,3-cd)pyrene		1.29416	1.356	4.8	AVRG
Dibenzo(a,h)anthracene		1.13022	1.202	6.4	AVRG
Benzo(g,h,i)perylene		0.98879	1.001	1.2	AVRG
Carbazole		0.85498	0.86389	1.0	AVRG
==========					
2-Fluorophenol(SURR)		1.15589	1.165	0.8	AVRG
Phenol-d5(SURR)		1.54937	1.618	4.4	AVRG
Nitrobenzene-d5(SURR)		0.53982	0.58422	8.2	AVRG
2-Fluorobiphenyl(SURR)		1.54784	1.598	3.2	AVRG
2,4,6-Tribromophenol(SURR)		0.27947	0.32692	17.0	AVRG
p-Terphenyl-d14(SURR)		0.75461	0.73681	2.4	AVRG

7

SEMI-VOLATILE ORGANIC CONTINUING CALIBRATION DATA

Lab Name: Spectrum Analytical, Inc. Contract: OTIE-Five Mile Creek / Site 1392

Lab Code : PEL Case No.: SAS No: SDG No.: 3505892

Instrument ID: SMSD03 CalibrationDate: 05/03/12 Time: 1534

CCV ID: CCV1076914 Lab File ID: BSCCV2.D Init. Calib. Date Begin: 04/23/12 End: 04/23/12

GC Column: HPMS-5 ID: 0.25 (mm)

Min RRF for SPCC(#) = 0.05 Max %D for CCC(*) = 20 %

COMPOUND	Expected	Found	%D / %Drift	Curve Type
3,3'-Dichlorobenzidine	0.46301	0.50062	8.1	AVRG
Acetophenone	0.60177	0.64027	6.4	AVRG
Caprolactam	45	43.9	2.4	LINR
1,1'-Biphenyl	1.59358	1.683	5.6	AVRG
Atrazine	0.2679	0.27927	4.2	AVRG
Benzaldehyde	1.21908	1.228	0.7	AVRG

7

SEMI-VOLATILE ORGANIC CONTINUING CALIBRATION DATA

Lab Name: Spectrum Analytical, Inc. Contract: OTIE-Five Mile Creek / Site 1392

Lab Code : PEL Case No.: SAS No: SDG No.: 3505892

Instrument ID: SMSD03 CalibrationDate: 05/03/12 Time: 1647

CCV ID: CCV1076913 Lab File ID: AP9CCV3.D Init. Calib. Date Begin: 04/23/12 End: 04/23/12

GC Column: HPMS-5 ID: 0.25 (mm)

Min RRF for SPCC(#) = 0.05 Max %D for CCC(*) = 20 %

COMPOUND	Expected	Found	%D / %Drift	Curve Type
Acetophenone	0.60177	0.57945	3.7	AVRG
1,2,4,5-Tetrachlorobenzene	0.75792	0.76409	0.8	AVRG

160512 1641

FORM VII

7

SEMI-VOLATILE ORGANIC CONTINUING CALIBRATION DATA

Lab Name: Spectrum Analytical, Inc. Contract: OTIE-Five Mile Creek / Site 1392

Lab Code : PEL Case No.: SAS No: SDG No.: 3505892

Instrument ID: SMSD03 CalibrationDate: 05/04/12 Time: 0813

CCV ID: CCV1077399 Lab File ID: 8270CCV1.D Init. Calib. Date Begin: 04/23/12 End: 04/23/12

GC Column: HPMS-5 ID: 0.25 (mm)

Min RRF for SPCC(#) = 0.05 Max %D for CCC(*) = 20 %

COMPOUND		Expected	Found	%D / %Drift	Curve Type	
Bis(2-chloroethyl)ether		1.10557	1.118	1.1	AVRG	
Phenol	*	1.75904	1.75	0.5	AVRG	*
2-Chlorophenol		1.15668	1.162	0.5	AVRG	
2,2'-Oxybis(1-chloropropane)		0.77294	0.71371	7.7	AVRG	
2-Methylphenol		1.04767	1.048	0.0	AVRG	
Hexachloroethane		0.59057	0.58888	0.3	AVRG	
N-Nitroso-di-n-propylamine	#	1.17738	1.283	9.0	AVRG	#
4-Methylphenol		1.51461	1.616	6.7	AVRG	
Nitrobenzene		0.53215	0.56009	5.3	AVRG	
Isophorone		45	48.3	7.3	LINR	
2-Nitrophenol	*	0.19693	0.20621	4.7	AVRG	*
2,4-Dimethylphenol		0.30321	0.30425	0.3	AVRG	
Bis(2-chloroethoxy)methane		0.43959	0.45247	2.9	AVRG	
2,4-Dichlorophenol	*	0.35774	0.38414	7.4	AVRG	*
Naphthalene		1.02648	1.065	3.8	AVRG	
4-Chloroaniline		0.43162	0.42325	1.9	AVRG	
2-Methylnaphthalene		0.74689	0.76906	3.0	AVRG	
Hexachlorobutadiene	*	0.34168	0.38092	11.5	AVRG	*
4-Chloro-3-methylphenol	*	0.34436	0.37381	8.6	AVRG	*
Hexachlorocyclopentadiene	#	0.63111	0.65059	3.1	AVRG	#
2,4,6-Trichlorophenol	*	0.49778	0.47819	3.9	AVRG	*
2,4,5-Trichlorophenol		0.46015	0.54221	17.8	AVRG	
2-Chloronaphthalene		1.17243	1.2	2.4	AVRG	
2-Nitroaniline		0.40396	0.4335	7.3	AVRG	
Acenaphthylene		1.73451	1.813	4.5	AVRG	
Dimethylphthalate		1.347	1.431	6.2	AVRG	
2,6-Dinitrotoluene		0.30449	0.32166	5.6	AVRG	
Acenaphthene	*	1.0518	1.074	2.1	AVRG	*
3-Nitroaniline		0.27047	0.28044	3.7	AVRG	
2,4-Dinitrophenol	#	45	46.3	2.9	LINR	#
Dibenzofuran		1.71164	1.827	6.7	AVRG	
2,4-Dinitrotoluene		0.42698	0.45494	6.5	AVRG	
4-Nitrophenol	#	0.29402	0.33237	13.0	AVRG	#
Fluorene		1.48267	1.635	10.3	AVRG	
4-Chlorophenyl-phenylether		0.8889	0.97031	9.2	AVRG	
Diethylphthalate		1.24358	1.34	7.8	AVRG	

160512 1641

FORM VII

SEMI-VOLATILE ORGANIC CONTINUING CALIBRATION DATA

Lab Name: Spectrum Analytical, Inc. Contract: OTIE-Five Mile Creek / Site 1392

Lab Code : PEL Case No.: SAS No: SDG No.: 3505892

Instrument ID: SMSD03 CalibrationDate: 05/04/12 Time: 0813

CCV ID: CCV1077399 Lab File ID: 8270CCV1.D Init. Calib. Date Begin: 04/23/12 End: 04/23/12

GC Column: HPMS-5 ID: 0.25 (mm)

Min RRF for SPCC(#) = 0.05 Max %D for CCC(*) = 20 %

COMPOUND		Expected	Found	%D / %Drift	Curve Type
4-Nitroaniline		0.23414	0.22658	3.2	AVRG
4,6-Dinitro-2-methylphenol		45	45	0.0	LINR
N-Nitrosodiphenylamine	*	0.50383	0.47744	5.2	AVRG *
4-Bromophenyl-phenylether		0.29225	0.29494	0.9	AVRG
Hexachlorobenzene		0.33604	0.3349	0.3	AVRG
Pentachlorophenol	*	0.1975	0.21331	8.0	AVRG *
Phenanthrene		1.03044	1.056	2.5	AVRG
Anthracene		1.02634	1.056	2.9	AVRG
Di-n-butylphthalate		1.07969	1.136	5.2	AVRG
Fluoranthene	*	1.18164	1.237	4.7	AVRG *
Pyrene		0.79473	0.76741	3.4	AVRG
Butylbenzylphthalate		0.34424	0.33328	3.2	AVRG
Benzo(a)anthracene		1.00427	0.97023	3.4	AVRG
Chrysene		0.88032	0.83841	4.8	AVRG
Bis(2-ethylhexyl)phthalate		0.59501	0.62622	5.2	AVRG
Di-n-octylphthalate	*	0.86193	0.933	8.2	AVRG *
Benzo(b)fluoranthene		1.06307	1.163	9.4	AVRG
Benzo(k)fluoranthene		1.06816	1.108	3.7	AVRG
Benzo(a)pyrene	*	1.03857	1.083	4.3	AVRG *
Indeno(1,2,3-cd)pyrene		1.29416	1.334	3.1	AVRG
Dibenzo(a,h)anthracene		1.13022	1.171	3.6	AVRG
Benzo(g,h,i)perylene		0.98879	0.9715	1.7	AVRG
Carbazole		0.85498	0.86183	0.8	AVRG
==========					
2-Fluorophenol(SURR)		1.15589	1.165	0.8	AVRG
Phenol-d5(SURR)		1.54937	1.564	0.9	AVRG
Nitrobenzene-d5(SURR)		0.53982	0.58372	8.1	AVRG
2-Fluorobiphenyl(SURR)		1.54784	1.609	4.0	AVRG
2,4,6-Tribromophenol(SURR)		0.27947	0.30454	9.0	AVRG
p-Terphenyl-d14(SURR)		0.75461	0.74339	1.5	AVRG

7

SEMI-VOLATILE ORGANIC CONTINUING CALIBRATION DATA

Lab Name: Spectrum Analytical, Inc. Contract: OTIE-Five Mile Creek / Site 1392

Lab Code : PEL Case No.: SAS No: SDG No.: 3505892

Instrument ID: SMSD03 CalibrationDate: 05/04/12 Time: 0836

CCV ID: CCV1077401 Lab File ID: BSCCV1.D Init. Calib. Date Begin: 04/23/12 End: 04/23/12

GC Column: HPMS-5 ID: 0.25 (mm)

Min RRF for SPCC(#) = 0.05 Max %D for CCC(*) = 20 %

COMPOUND	Expected	Found	%D / %Drift	Curve Type
3,3'-Dichlorobenzidine	0.46301	0.52159	12.7	AVRG
Acetophenone	0.60177	0.63094	4.8	AVRG
Caprolactam	45	44.9	0.2	LINR
1,1'-Biphenyl	1.59358	1.636	2.7	AVRG
Atrazine	0.2679	0.28986	8.2	AVRG
Benzaldehyde	1.21908	1.301	6.7	AVRG

7

SEMI-VOLATILE ORGANIC CONTINUING CALIBRATION DATA

Lab Name: Spectrum Analytical, Inc. Contract: OTIE-Five Mile Creek / Site 1392

Lab Code : PEL Case No.: SAS No: SDG No.: 3505892

Instrument ID: SMSD03 CalibrationDate: 05/04/12 Time: 0900

CCV ID: CCV1077400 Lab File ID: AP9CCV1.D Init. Calib. Date Begin: 04/23/12 End: 04/23/12

GC Column: HPMS-5 ID: 0.25 (mm)

Min RRF for SPCC(#) = 0.05 Max %D for CCC(*) = 20 %

COMPOUND	Expected	Found	%D / %Drift	Curve Type
Acetophenone	0.60177	0.5728	4.8	AVRG
1,2,4,5-Tetrachlorobenzene	0.75792	0.76559	1.0	AVRG

160512 1641

FORM VII

8082 PCB Organics

160512 1641

CASE NARRATIVE
POLYCHLORINATED BIPHENYLS (PCB) SEMIVOLATILE ORGANIC

Spectrum Analytical Inc. Lab Reference No./SDG: 3505892

Client: OTIE

I. RECEIPT

No exceptions were encountered unless a Sample Receipt Exception Report is attached to the Chain-of-Custody or a communication form is included in the addendum with this package.

II. HOLDING TIMES

A. Sample Preparation: All holding times were met.

B. Sample Analysis: All holding times were met.

III. METHODS

EPA SW846 8082 for Aroclor analysis

IV. PREPARATION

Soil samples were prepared by SW846 EPA 3550 for 8082 semi-volatile analysis.
Water samples were prepared by SW846 EPA 3510 for 8082 semi-volatile analysis.

V. ANALYSIS

A. Calibration:

All acceptance criteria were met.
Please note CCV1077745 was below criteria at 20.2% for one peak used to quantify Aroclor-1260 on column STX-CLP1, however the total for this Aroclor passed criteria at 10.8%, meeting QC requirements.

Please note CCV1077743 was below criteria at 25.8% and 23.1% for two peaks used to quantify Aroclor-1260 on column STX-CLP1, however the total for this Aroclor passed criteria at 13.6%, meeting QC requirements.

B. Blanks:

All acceptance criteria were met.

C. Surrogates:

All acceptance criteria were met.

D. Spikes:

PCB 1016 and PCB 1260 were used as the spiking solution for all QC spikes.

1. Laboratory Control Spikes (LCS)

An LCS/LCSD set was analyzed.
All percent recovery and relative percent difference (RPD) criteria were met.

CASE NARRATIVE
POLYCHLORINATED BIPHENYLS (PCB) SEMIVOLATILE ORGANIC

Spectrum Analytical Inc. Lab Reference No./SDG: 3505892

Client: OTIE

2. Matrix Spike/Matrix Spike Duplicate Samples (MS/SD)

No spikes requested by client.

E. Internal Standards:

This method does not require the use of internal standards.

F. Samples:

Sample analysis proceeded normally.

I certify that this data package is in compliance with the terms and conditions agreed to by the client and Spectrum Analytical Inc., both technically and for completeness, except for the conditions noted above. Release of the data contained in this hardcopy data package has been authorized by the Laboratory Manager or designated person, as, verified by the following signature.

SIGNED: **DATE: 05/10/2012**

CASE NARRATIVE

Spectrum Analytical Inc. Lab Reference No./SDG: 3505892

Client: OTIE

MANUAL INTEGRATION SUMMARY

The following analytes were manually integrated by the chemist.

Sample: 128627LCS Analyte: Decachlorobiphenyl
Reason: Baseline integration, needs re-enforced due to interference on target peak
Sample: 128628LCSD Analyte: Decachlorobiphenyl
Reason: Baseline integration, needs re-enforced due to interference on target peak
Calibration Sample: CCV1077743 Analyte: 1016-1
Reason: Baseline integration, needs re-enforced due to interference on target peak
Calibration Sample: CCV1077743 Analyte: 1016-2
Reason: Baseline integration, needs re-enforced due to interference on target peak
Calibration Sample: CCV1077743 Analyte: 1016-3
Reason: Baseline integration, needs re-enforced due to interference on target peak
Calibration Sample: CCV1077743 Analyte: 1016-4
Reason: Baseline integration, needs re-enforced due to interference on target peak
Calibration Sample: CCV1077743 Analyte: 1016-5
Reason: Baseline integration, needs re-enforced due to interference on target peak
Calibration Sample: CCV1077743 Analyte: 1260-1
Reason: Baseline integration, needs re-enforced due to interference on target peak
Calibration Sample: CCV1077743 Analyte: 1260-2
Reason: Baseline integration, needs re-enforced due to interference on target peak
Calibration Sample: CCV1077743 Analyte: 1260-3
Reason: Baseline integration, needs re-enforced due to interference on target peak
Calibration Sample: CCV1077743 Analyte: 1260-4
Reason: Baseline integration, needs re-enforced due to interference on target peak
Calibration Sample: CCV1077743 Analyte: 1260-5
Reason: Baseline integration, needs re-enforced due to interference on target peak
Calibration Sample: CCV1077743 Analyte: Decachlorobiphenyl(SURR)
Reason: Baseline integration, needs re-enforced due to interference on target peak
Calibration Sample: CCV1077745 Analyte: 1016-1
Reason: Baseline integration, needs re-enforced due to interference on target peak
Calibration Sample: CCV1077745 Analyte: 1016-2
Reason: Baseline integration, needs re-enforced due to interference on target peak
Calibration Sample: CCV1077745 Analyte: 1016-3
Reason: Baseline integration, needs re-enforced due to interference on target peak
Calibration Sample: CCV1077745 Analyte: 1016-4
Reason: Baseline integration, needs re-enforced due to interference on target peak
Calibration Sample: CCV1077745 Analyte: 1016-5
Reason: Baseline integration, needs re-enforced due to interference on target peak
Calibration Sample: CCV1077745 Analyte: 1260-1
Reason: Baseline integration, needs re-enforced due to interference on target peak

Spectrum Analytical Inc. Lab Reference No./SDG: 3505892

Client: OTIE

Calibration Sample: CCV1077745 Analyte: 1260-2
Reason: Baseline integration, needs re-enforced due to interference on target peak
Calibration Sample: CCV1077745 Analyte: 1260-3
Reason: Baseline integration, needs re-enforced due to interference on target peak
Calibration Sample: CCV1077745 Analyte: 1260-4
Reason: Baseline integration, needs re-enforced due to interference on target peak
Calibration Sample: CCV1077745 Analyte: 1260-5
Reason: Baseline integration, needs re-enforced due to interference on target peak
Calibration Sample: CCV1077745 Analyte: Decachlorobiphenyl(SURR)
Reason: Baseline integration, needs re-enforced due to interference on target peak
Calibration Sample: CCV1077747 Analyte: 1016-1
Reason: Baseline integration, needs re-enforced due to interference on target peak
Calibration Sample: CCV1077747 Analyte: 1016-2
Reason: Baseline integration, needs re-enforced due to interference on target peak
Calibration Sample: CCV1077747 Analyte: 1016-3
Reason: Baseline integration, needs re-enforced due to interference on target peak
Calibration Sample: CCV1077747 Analyte: 1016-4
Reason: Baseline integration, needs re-enforced due to interference on target peak
Calibration Sample: CCV1077747 Analyte: 1016-5
Reason: Baseline integration, needs re-enforced due to interference on target peak
Calibration Sample: CCV1077747 Analyte: 1260-1
Reason: Baseline integration, needs re-enforced due to interference on target peak
Calibration Sample: CCV1077747 Analyte: 1260-2
Reason: Baseline integration, needs re-enforced due to interference on target peak
Calibration Sample: CCV1077747 Analyte: 1260-3
Reason: Baseline integration, needs re-enforced due to interference on target peak
Calibration Sample: CCV1077747 Analyte: 1260-4
Reason: Baseline integration, needs re-enforced due to interference on target peak
Calibration Sample: CCV1077747 Analyte: 1260-5
Reason: Baseline integration, needs re-enforced due to interference on target peak
Calibration Sample: CCV1077747 Analyte: Decachlorobiphenyl(SURR)
Reason: Baseline integration, needs re-enforced due to interference on target peak
Calibration Sample: CCV1077749 Analyte: 1016-1
Reason: Baseline integration, needs re-enforced due to interference on target peak
Calibration Sample: CCV1077749 Analyte: 1016-2
Reason: Baseline integration, needs re-enforced due to interference on target peak
Calibration Sample: CCV1077749 Analyte: 1016-3
Reason: Baseline integration, needs re-enforced due to interference on target peak
Calibration Sample: CCV1077749 Analyte: 1016-4
Reason: Baseline integration, needs re-enforced due to interference on target peak
Calibration Sample: CCV1077749 Analyte: 1016-5
Reason: Baseline integration, needs re-enforced due to interference on target peak

Spectrum Analytical Inc. Lab Reference No./SDG: 3505892

Client: OTIE

Calibration Sample: CCV1077749 Analyte: 1260-1
Reason: Baseline integration, needs re-enforced due to interference on target peak
Calibration Sample: CCV1077749 Analyte: 1260-2
Reason: Baseline integration, needs re-enforced due to interference on target peak
Calibration Sample: CCV1077749 Analyte: 1260-3
Reason: Baseline integration, needs re-enforced due to interference on target peak
Calibration Sample: CCV1077749 Analyte: 1260-4
Reason: Baseline integration, needs re-enforced due to interference on target peak
Calibration Sample: CCV1077749 Analyte: 1260-5
Reason: Baseline integration, needs re-enforced due to interference on target peak
Calibration Sample: CCV1077749 Analyte: Decachlorobiphenyl(SURR)
Reason: Baseline integration, needs re-enforced due to interference on target peak
Calibration Sample: CCV1077751 Analyte: 1016-1
Reason: Baseline integration, needs re-enforced due to interference on target peak
Calibration Sample: CCV1077751 Analyte: 1016-2
Reason: Baseline integration, needs re-enforced due to interference on target peak
Calibration Sample: CCV1077751 Analyte: 1016-3
Reason: Baseline integration, needs re-enforced due to interference on target peak
Calibration Sample: CCV1077751 Analyte: 1016-4
Reason: Baseline integration, needs re-enforced due to interference on target peak
Calibration Sample: CCV1077751 Analyte: 1016-5
Reason: Baseline integration, needs re-enforced due to interference on target peak
Calibration Sample: CCV1077751 Analyte: 1260-1
Reason: Baseline integration, needs re-enforced due to interference on target peak
Calibration Sample: CCV1077751 Analyte: 1260-2
Reason: Baseline integration, needs re-enforced due to interference on target peak
Calibration Sample: CCV1077751 Analyte: 1260-3
Reason: Baseline integration, needs re-enforced due to interference on target peak
Calibration Sample: CCV1077751 Analyte: 1260-4
Reason: Baseline integration, needs re-enforced due to interference on target peak
Calibration Sample: CCV1077751 Analyte: 1260-5
Reason: Baseline integration, needs re-enforced due to interference on target peak
Calibration Sample: CCV1077751 Analyte: Decachlorobiphenyl(SURR)
Reason: Baseline integration, needs re-enforced due to interference on target peak
Calibration Sample: CCV1077753 Analyte: 1016-1
Reason: Baseline integration, needs re-enforced due to interference on target peak
Calibration Sample: CCV1077753 Analyte: 1016-2
Reason: Baseline integration, needs re-enforced due to interference on target peak
Calibration Sample: CCV1077753 Analyte: 1016-3
Reason: Baseline integration, needs re-enforced due to interference on target peak
Calibration Sample: CCV1077753 Analyte: 1016-4
Reason: Baseline integration, needs re-enforced due to interference on target peak

Spectrum Analytical Inc. Lab Reference No./SDG: 3505892

Client: OTIE

Calibration Sample: CCV1077753 Analyte: 1016-5
Reason: Baseline integration, needs re-enforced due to interference on target peak
Calibration Sample: CCV1077753 Analyte: 1260-1
Reason: Baseline integration, needs re-enforced due to interference on target peak
Calibration Sample: CCV1077753 Analyte: 1260-2
Reason: Baseline integration, needs re-enforced due to interference on target peak
Calibration Sample: CCV1077753 Analyte: 1260-3
Reason: Baseline integration, needs re-enforced due to interference on target peak
Calibration Sample: CCV1077753 Analyte: 1260-4
Reason: Baseline integration, needs re-enforced due to interference on target peak
Calibration Sample: CCV1077753 Analyte: 1260-5
Reason: Baseline integration, needs re-enforced due to interference on target peak
Calibration Sample: CCV1077753 Analyte: Decachlorobiphenyl(SURR)
Reason: Baseline integration, needs re-enforced due to interference on target peak
Calibration Sample: CCV1078886 Analyte: 1016-1
Reason: Baseline integration, needs re-enforced due to interference on target peak
Calibration Sample: CCV1078886 Analyte: 1016-2
Reason: Baseline integration, needs re-enforced due to interference on target peak
Calibration Sample: CCV1078886 Analyte: 1016-3
Reason: Baseline integration, needs re-enforced due to interference on target peak
Calibration Sample: CCV1078886 Analyte: 1016-4
Reason: Baseline integration, needs re-enforced due to interference on target peak
Calibration Sample: CCV1078886 Analyte: 1016-5
Reason: Baseline integration, needs re-enforced due to interference on target peak
Calibration Sample: CCV1078886 Analyte: 1260-1
Reason: Baseline integration, needs re-enforced due to interference on target peak
Calibration Sample: CCV1078886 Analyte: 1260-2
Reason: Baseline integration, needs re-enforced due to interference on target peak
Calibration Sample: CCV1078886 Analyte: 1260-3
Reason: Baseline integration, needs re-enforced due to interference on target peak
Calibration Sample: CCV1078886 Analyte: 1260-4
Reason: Baseline integration, needs re-enforced due to interference on target peak
Calibration Sample: CCV1078886 Analyte: 1260-5
Reason: Baseline integration, needs re-enforced due to interference on target peak
Calibration Sample: CCV1078886 Analyte: Decachlorobiphenyl(SURR)
Reason: Baseline integration, needs re-enforced due to interference on target peak
Calibration Sample: CCV1078887 Analyte: 1016-1
Reason: Baseline integration, needs re-enforced due to interference on target peak
Calibration Sample: CCV1078887 Analyte: 1016-2
Reason: Baseline integration, needs re-enforced due to interference on target peak
Calibration Sample: CCV1078887 Analyte: 1016-3
Reason: Baseline integration, needs re-enforced due to interference on target peak

Spectrum Analytical Inc. Lab Reference No./SDG: 3505892

Client: OTIE

Calibration Sample: CCV1078887 Analyte: 1016-4
Reason: Baseline integration, needs re-enforced due to interference on target peak
Calibration Sample: CCV1078887 Analyte: 1016-5
Reason: Baseline integration, needs re-enforced due to interference on target peak
Calibration Sample: CCV1078887 Analyte: 1260-1
Reason: Baseline integration, needs re-enforced due to interference on target peak
Calibration Sample: CCV1078887 Analyte: 1260-2
Reason: Baseline integration, needs re-enforced due to interference on target peak
Calibration Sample: CCV1078887 Analyte: 1260-3
Reason: Baseline integration, needs re-enforced due to interference on target peak
Calibration Sample: CCV1078887 Analyte: 1260-4
Reason: Baseline integration, needs re-enforced due to interference on target peak
Calibration Sample: CCV1078887 Analyte: 1260-5
Reason: Baseline integration, needs re-enforced due to interference on target peak
Calibration Sample: CCV1078887 Analyte: Decachlorobiphenyl(SURR)
Reason: Baseline integration, needs re-enforced due to interference on target peak
Calibration Sample: SSC1061633 Analyte: 1016-1
Reason: Baseline integration, needs re-enforced due to interference on target peak
Calibration Sample: SSC1061633 Analyte: 1016-2
Reason: Baseline integration, needs re-enforced due to interference on target peak
Calibration Sample: SSC1061633 Analyte: 1016-3
Reason: Baseline integration, needs re-enforced due to interference on target peak
Calibration Sample: SSC1061633 Analyte: 1016-4
Reason: Baseline integration, needs re-enforced due to interference on target peak
Calibration Sample: SSC1061633 Analyte: 1016-5
Reason: Baseline integration, needs re-enforced due to interference on target peak
Calibration Sample: SSC1061633 Analyte: 1260-1
Reason: Baseline integration, needs re-enforced due to interference on target peak
Calibration Sample: SSC1061633 Analyte: 1260-2
Reason: Baseline integration, needs re-enforced due to interference on target peak
Calibration Sample: SSC1061633 Analyte: 1260-3
Reason: Baseline integration, needs re-enforced due to interference on target peak
Calibration Sample: SSC1061633 Analyte: 1260-4
Reason: Baseline integration, needs re-enforced due to interference on target peak
Calibration Sample: STD1061637 Analyte: 1232-1
Reason: Baseline integration, needs re-enforced due to interference on target peak
Calibration Sample: STD1061637 Analyte: 1232-2
Reason: Baseline integration, needs re-enforced due to interference on target peak
Calibration Sample: STD1061637 Analyte: 1232-3
Reason: Baseline integration, needs re-enforced due to interference on target peak
Calibration Sample: STD1061637 Analyte: 1232-4
Reason: Baseline integration, needs re-enforced due to interference on target peak

Spectrum Analytical Inc. Lab Reference No./SDG: 3505892

Client: OTIE

Calibration Sample: STD1061637 Analyte: 1232-5
Reason: Baseline integration, needs re-enforced due to interference on target peak
Calibration Sample: STD1061638 Analyte: 1242-1
Reason: Baseline integration, needs re-enforced due to interference on target peak
Calibration Sample: STD1061638 Analyte: 1242-2
Reason: Baseline integration, needs re-enforced due to interference on target peak
Calibration Sample: STD1061638 Analyte: 1242-3
Reason: Baseline integration, needs re-enforced due to interference on target peak
Calibration Sample: STD1061638 Analyte: 1242-4
Reason: Baseline integration, needs re-enforced due to interference on target peak
Calibration Sample: STD1061638 Analyte: 1242-5
Reason: Baseline integration, needs re-enforced due to interference on target peak
Calibration Sample: STD1061639 Analyte: 1248-1
Reason: Baseline integration, needs re-enforced due to interference on target peak
Calibration Sample: STD1061639 Analyte: 1248-2
Reason: Baseline integration, needs re-enforced due to interference on target peak
Calibration Sample: STD1061639 Analyte: 1248-3
Reason: Baseline integration, needs re-enforced due to interference on target peak
Calibration Sample: STD1061639 Analyte: 1248-4
Reason: Baseline integration, needs re-enforced due to interference on target peak
Calibration Sample: STD1061639 Analyte: 1248-5
Reason: Baseline integration, needs re-enforced due to interference on target peak
Calibration Sample: STD1061640 Analyte: 1221-1
Reason: Baseline integration, needs re-enforced due to interference on target peak
Calibration Sample: STD1061640 Analyte: 1221-2
Reason: Baseline integration, needs re-enforced due to interference on target peak
Calibration Sample: STD1061640 Analyte: 1221-3
Reason: Baseline integration, needs re-enforced due to interference on target peak
Calibration Sample: STD1061640 Analyte: 1254-1
Reason: Baseline integration, needs re-enforced due to interference on target peak
Calibration Sample: STD1061640 Analyte: 1254-2
Reason: Baseline integration, needs re-enforced due to interference on target peak
Calibration Sample: STD1061640 Analyte: 1254-3
Reason: Baseline integration, needs re-enforced due to interference on target peak
Calibration Sample: STD1061640 Analyte: 1254-4
Reason: Baseline integration, needs re-enforced due to interference on target peak
Calibration Sample: STD1061640 Analyte: 1254-5
Reason: Baseline integration, needs re-enforced due to interference on target peak
Calibration Sample: STD1061641 Analyte: 1016-1
Reason: Baseline integration, needs re-enforced due to interference on target peak
Calibration Sample: STD1061641 Analyte: 1016-2
Reason: Baseline integration, needs re-enforced due to interference on target peak

Spectrum Analytical Inc. Lab Reference No./SDG: 3505892

Client: OTIE

Calibration Sample: STD1061641 Analyte: 1016-3
Reason: Baseline integration, needs re-enforced due to interference on target peak
Calibration Sample: STD1061641 Analyte: 1016-4
Reason: Baseline integration, needs re-enforced due to interference on target peak
Calibration Sample: STD1061641 Analyte: 1016-5
Reason: Baseline integration, needs re-enforced due to interference on target peak
Calibration Sample: STD1061641 Analyte: 1260-1
Reason: Baseline integration, needs re-enforced due to interference on target peak
Calibration Sample: STD1061641 Analyte: 1260-2
Reason: Baseline integration, needs re-enforced due to interference on target peak
Calibration Sample: STD1061641 Analyte: 1260-3
Reason: Baseline integration, needs re-enforced due to interference on target peak
Calibration Sample: STD1061641 Analyte: 1260-4
Reason: Baseline integration, needs re-enforced due to interference on target peak
Calibration Sample: STD1061641 Analyte: 1260-5
Reason: Baseline integration, needs re-enforced due to interference on target peak
Calibration Sample: STD1061642 Analyte: 1016-1
Reason: Baseline integration, needs re-enforced due to interference on target peak
Calibration Sample: STD1061642 Analyte: 1016-2
Reason: Baseline integration, needs re-enforced due to interference on target peak
Calibration Sample: STD1061642 Analyte: 1016-3
Reason: Baseline integration, needs re-enforced due to interference on target peak
Calibration Sample: STD1061642 Analyte: 1016-4
Reason: Baseline integration, needs re-enforced due to interference on target peak
Calibration Sample: STD1061642 Analyte: 1016-5
Reason: Baseline integration, needs re-enforced due to interference on target peak
Calibration Sample: STD1061642 Analyte: 1260-1
Reason: Baseline integration, needs re-enforced due to interference on target peak
Calibration Sample: STD1061642 Analyte: 1260-2
Reason: Baseline integration, needs re-enforced due to interference on target peak
Calibration Sample: STD1061642 Analyte: 1260-3
Reason: Baseline integration, needs re-enforced due to interference on target peak
Calibration Sample: STD1061642 Analyte: 1260-4
Reason: Baseline integration, needs re-enforced due to interference on target peak
Calibration Sample: STD1061642 Analyte: 1260-5
Reason: Baseline integration, needs re-enforced due to interference on target peak
Calibration Sample: STD1061643 Analyte: 1016-1
Reason: Baseline integration, needs re-enforced due to interference on target peak
Calibration Sample: STD1061643 Analyte: 1016-2
Reason: Baseline integration, needs re-enforced due to interference on target peak
Calibration Sample: STD1061643 Analyte: 1016-3
Reason: Baseline integration, needs re-enforced due to interference on target peak

Spectrum Analytical Inc. Lab Reference No./SDG: 3505892

Client: OTIE

Calibration Sample: STD1061643 Analyte: 1016-4
Reason: Baseline integration, needs re-enforced due to interference on target peak
Calibration Sample: STD1061643 Analyte: 1016-5
Reason: Baseline integration, needs re-enforced due to interference on target peak
Calibration Sample: STD1061643 Analyte: 1260-1
Reason: Baseline integration, needs re-enforced due to interference on target peak
Calibration Sample: STD1061643 Analyte: 1260-2
Reason: Baseline integration, needs re-enforced due to interference on target peak
Calibration Sample: STD1061643 Analyte: 1260-3
Reason: Baseline integration, needs re-enforced due to interference on target peak
Calibration Sample: STD1061643 Analyte: 1260-4
Reason: Baseline integration, needs re-enforced due to interference on target peak
Calibration Sample: STD1061643 Analyte: 1260-5
Reason: Baseline integration, needs re-enforced due to interference on target peak
Calibration Sample: STD1061644 Analyte: 1016-1
Reason: Baseline integration, needs re-enforced due to interference on target peak
Calibration Sample: STD1061644 Analyte: 1016-2
Reason: Baseline integration, needs re-enforced due to interference on target peak
Calibration Sample: STD1061644 Analyte: 1016-3
Reason: Baseline integration, needs re-enforced due to interference on target peak
Calibration Sample: STD1061644 Analyte: 1016-4
Reason: Baseline integration, needs re-enforced due to interference on target peak
Calibration Sample: STD1061644 Analyte: 1016-5
Reason: Baseline integration, needs re-enforced due to interference on target peak
Calibration Sample: STD1061644 Analyte: 1260-1
Reason: Baseline integration, needs re-enforced due to interference on target peak
Calibration Sample: STD1061644 Analyte: 1260-2
Reason: Baseline integration, needs re-enforced due to interference on target peak
Calibration Sample: STD1061644 Analyte: 1260-3
Reason: Baseline integration, needs re-enforced due to interference on target peak
Calibration Sample: STD1061644 Analyte: 1260-4
Reason: Baseline integration, needs re-enforced due to interference on target peak
Calibration Sample: STD1061644 Analyte: 1260-5
Reason: Baseline integration, needs re-enforced due to interference on target peak
Calibration Sample: STD1061644 Analyte: Decachlorobiphenyl(SURR)
Reason: Baseline integration, needs re-enforced due to interference on target peak
Calibration Sample: STD1061645 Analyte: 1016-1
Reason: Baseline integration, needs re-enforced due to interference on target peak
Calibration Sample: STD1061645 Analyte: 1016-2
Reason: Baseline integration, needs re-enforced due to interference on target peak
Calibration Sample: STD1061645 Analyte: 1016-3
Reason: Baseline integration, needs re-enforced due to interference on target peak

CASE NARRATIVE

Spectrum Analytical Inc. Lab Reference No./SDG: 3505892

Client: OTIE

Calibration Sample: STD1061645 Analyte: 1016-4
Reason: Baseline integration, needs re-enforced due to interference on target peak
Calibration Sample: STD1061645 Analyte: 1016-5
Reason: Baseline integration, needs re-enforced due to interference on target peak
Calibration Sample: STD1061645 Analyte: 1260-1
Reason: Baseline integration, needs re-enforced due to interference on target peak
Calibration Sample: STD1061645 Analyte: 1260-2
Reason: Baseline integration, needs re-enforced due to interference on target peak
Calibration Sample: STD1061645 Analyte: 1260-3
Reason: Baseline integration, needs re-enforced due to interference on target peak
Calibration Sample: STD1061645 Analyte: 1260-4
Reason: Baseline integration, needs re-enforced due to interference on target peak
Calibration Sample: STD1061645 Analyte: 1260-5
Reason: Baseline integration, needs re-enforced due to interference on target peak
Calibration Sample: STD1061646 Analyte: 1016-1
Reason: Baseline integration, needs re-enforced due to interference on target peak
Calibration Sample: STD1061646 Analyte: 1016-2
Reason: Baseline integration, needs re-enforced due to interference on target peak
Calibration Sample: STD1061646 Analyte: 1016-3
Reason: Baseline integration, needs re-enforced due to interference on target peak
Calibration Sample: STD1061646 Analyte: 1016-4
Reason: Baseline integration, needs re-enforced due to interference on target peak
Calibration Sample: STD1061646 Analyte: 1016-5
Reason: Baseline integration, needs re-enforced due to interference on target peak
Calibration Sample: STD1061646 Analyte: 1260-1
Reason: Baseline integration, needs re-enforced due to interference on target peak
Calibration Sample: STD1061646 Analyte: 1260-2
Reason: Baseline integration, needs re-enforced due to interference on target peak
Calibration Sample: STD1061646 Analyte: 1260-3
Reason: Baseline integration, needs re-enforced due to interference on target peak
Calibration Sample: STD1061646 Analyte: 1260-4
Reason: Baseline integration, needs re-enforced due to interference on target peak
Calibration Sample: STD1061646 Analyte: 1260-5
Reason: Baseline integration, needs re-enforced due to interference on target peak
Calibration Sample: STD1061646 Analyte: Decachlorobiphenyl(SURR)
Reason: Baseline integration, needs re-enforced due to interference on target peak

CASE NARRATIVE

Spectrum Analytical Inc. Lab Reference No./SDG: 3505892

Client: OTIE

These manual integrations have been reviewed and meet all criteria in accordance with Spectrum Analytical Inc.'s SOP regarding manual integration.

Signature:

Name: Christelle Abadia **Title**: Chemist

CHEMIST: **DATE: 05/10/2012**

SECTION LEADER: **DATE: 05/10/2012**

PCB ORGANIC CROSS REFERENCE TABLE

Lab Name: Spectrum Analytical, Inc. Contract: OTIE-Five Mile Creek / Site 1392

Lab Code : PEL Case No. SAS No: SDG No.: 3505892

Method: 8082

EPA Sample No	Lab Sample ID
EPAFMC-SD-30	350589201
EPAFMC-SW-01R	350589202
EPAFMC-SW-03R	350589203
EPAFMC-SW-04	350589204

160512 1641

8082 Sample Data

160512 1641

1

PCB ORGANIC ANALYSIS DATA SHEET

EPA Sample No.

EPAFMC-SD-30

Lab Name: Spectrum Analytical, Inc. Contract: OTIE-Five Mile Creek / Site 13

Lab Code : PEL Case No. SAS No: SDG No.: 3505892

Matrix: SOIL Lab Sample ID: 350589201 Lab File ID: 892-01.D

Sample wt/vol: 33.74 Units: G Date Received: 04/27/12

Concentrated Extract Volume: 10 Date Extracted: 05/02/12

Level:(low/med) LOW Date Analyzed: 05/09/12 Time: 2328

PercentSolids: 84.4 decanted : Dilution Factor: 1

Extraction: SONC Station ID: EPAFMC28 Method: 8082

GPC Cleanup : (Y/N) N pH:

Column(1): STX-CLP1 ID: 0.32 (mm)

CONCENTRATION UNITS: UG/KG

CAS NO.	*ANALYTE*	*RESULT*	*Q*	*MDL*	*RL*
12674-11-2	Aroclor-1016	15	U	15	35
11096-82-5	Aroclor-1260	8.1	U	8.1	35
11104-28-2	Aroclor-1221	14	U	14	35
11141-16-5	Aroclor-1232	23	U	23	35
53469-21-9	Aroclor-1242	13	U	13	35
12672-29-6	Aroclor-1248	13	U	13	35
11097-69-1	Aroclor-1254	11	U	11	35

1

PCB ORGANIC ANALYSIS DATA SHEET

EPA Sample No.

EPAFMC-SW-01R

Lab Name: Spectrum Analytical, Inc. Contract: OTIE-Five Mile Creek / Site 13

Lab Code : PEL Case No. SAS No: SDG No.: 3505892

Matrix: WATER Lab Sample ID: 350589202 Lab File ID: 892-2.D

Sample wt/vol: 980 Units: ML Date Received: 04/27/12

Concentrated Extract Volume: 10 Date Extracted: 05/02/12

Level:(low/med) LOW Date Analyzed: 05/03/12 Time: 1119

PercentSolids: 0 decanted : Dilution Factor: 1

Extraction: SEPF Station ID: EPAFMC11 Method: 8082

GPC Cleanup : (Y/N) N pH:

Column(1): STX-CLP1 ID: 0.32 (mm)

CONCENTRATION UNITS: UG/L

CAS NO.	*ANALYTE*	*RESULT*	*Q*	*MDL*	*RL*
12674-11-2	Aroclor-1016	0.37	U	0.37	0.51
11096-82-5	Aroclor-1260	0.26	U	0.26	0.51
11104-28-2	Aroclor-1221	0.44	U	0.44	0.51
11141-16-5	Aroclor-1232	0.2	U	0.2	0.51
53469-21-9	Aroclor-1242	0.32	U	0.32	0.51
12672-29-6	Aroclor-1248	0.2	U	0.2	0.51
11097-69-1	Aroclor-1254	0.2	U	0.2	0.51

1

PCB ORGANIC ANALYSIS DATA SHEET

EPA Sample No.

EPAFMC-SW-03R

Lab Name: Spectrum Analytical, Inc. Contract: OTIE-Five Mile Creek / Site 13

Lab Code : PEL Case No. SAS No: SDG No.: 3505892

Matrix: WATER Lab Sample ID: 350589203 Lab File ID: 892-3.D

Sample wt/vol: 980 Units: ML Date Received: 04/27/12

Concentrated Extract Volume: 10 Date Extracted: 05/02/12

Level:(low/med) LOW Date Analyzed: 05/03/12 Time: 1134

PercentSolids: 0 decanted : Dilution Factor: 1

Extraction: SEPF Station ID: EPAFMC11 Method: 8082

GPC Cleanup : (Y/N) N pH:

Column(1): STX-CLP1 ID: 0.32 (mm)

CONCENTRATION UNITS: UG/L

CAS NO.	*ANALYTE*	*RESULT*	*Q*	*MDL*	*RL*
12674-11-2	Aroclor-1016	0.37	U	0.37	0.51
11096-82-5	Aroclor-1260	0.26	U	0.26	0.51
11104-28-2	Aroclor-1221	0.44	U	0.44	0.51
11141-16-5	Aroclor-1232	0.2	U	0.2	0.51
53469-21-9	Aroclor-1242	0.32	U	0.32	0.51
12672-29-6	Aroclor-1248	0.2	U	0.2	0.51
11097-69-1	Aroclor-1254	0.2	U	0.2	0.51

1

PCB ORGANIC ANALYSIS DATA SHEET

EPA Sample No.

EPAFMC-SW-04

Lab Name: Spectrum Analytical, Inc. Contract: OTIE-Five Mile Creek / Site 13

Lab Code : PEL Case No. SAS No: SDG No.: 3505892

Matrix: WATER Lab Sample ID: 350589204 Lab File ID: 892-4.D

Sample wt/vol: 980 Units: ML Date Received: 04/27/12

Concentrated Extract Volume: 10 Date Extracted: 05/02/12

Level:(low/med) LOW Date Analyzed: 05/03/12 Time: 1150

PercentSolids: 0 decanted : Dilution Factor: 1

Extraction: SEPF Station ID: EPAFMC28 Method: 8082

GPC Cleanup : (Y/N) N pH:

Column(1): STX-CLP1 ID: 0.32 (mm)

CONCENTRATION UNITS: UG/L

CAS NO.	*ANALYTE*	*RESULT*	*Q*	*MDL*	*RL*
12674-11-2	Aroclor-1016	0.37	U	0.37	0.51
11096-82-5	Aroclor-1260	0.26	U	0.26	0.51
11104-28-2	Aroclor-1221	0.44	U	0.44	0.51
11141-16-5	Aroclor-1232	0.2	U	0.2	0.51
53469-21-9	Aroclor-1242	0.32	U	0.32	0.51
12672-29-6	Aroclor-1248	0.2	U	0.2	0.51
11097-69-1	Aroclor-1254	0.2	U	0.2	0.51

8082 QC Summary

160512 1642

1

PCB ORGANIC ANALYSIS DATA SHEET

EPA Sample No.

128626MB

Lab Name: Spectrum Analytical, Inc. Contract: OTIE-Five Mile Creek / Site 1392

Lab Code : PEL Case No.: SAS No: SDG No.: 3505892

Matrix: WATER Lab Sample ID: 128626MB Lab File ID: 9277MB.D

Sample wt/vol: 1000 Units: ML Date Received: 05/02/12

Concentrated Extract Volume: 10 Date Extracted: 05/02/12

Level:(low/med) LOW Date Analyzed: 05/03/12 Time: 0949

PercentSolids: 0 decanted : (Dilution Factor: 1

Extraction: SEPF Station ID: Method: 8082

GPC Cleanup : (Y/N) N pH:

Column(1): STX-CLP1 ID: 0.32 (mm)

CONCENTRATION UNITS: UG/L

CAS NO.	*ANALYTE*	*RESULT*	*Q*	*MDL*	*RL*
12674-11-2	Aroclor-1016	0.36	U	0.36	0.5
11096-82-5	Aroclor-1260	0.25	U	0.25	0.5
11104-28-2	Aroclor-1221	0.43	U	0.43	0.5
11141-16-5	Aroclor-1232	0.2	U	0.2	0.5
53469-21-9	Aroclor-1242	0.31	U	0.31	0.5
12672-29-6	Aroclor-1248	0.2	U	0.2	0.5
11097-69-1	Aroclor-1254	0.2	U	0.2	0.5

1

PCB ORGANIC ANALYSIS DATA SHEET

EPA Sample No.

128641MB

Lab Name: Spectrum Analytical, Inc. Contract: OTIE-Five Mile Creek / Site 1392

Lab Code : PEL Case No.: SAS No: SDG No.: 3505892

Matrix: SOIL Lab Sample ID: 128641MB Lab File ID: 9281MB.D

Sample wt/vol: 33.2 Units: G Date Received: 05/02/12

Concentrated Extract Volume: 10 Date Extracted: 05/02/12

Level:(low/med) LOW Date Analyzed: 05/04/12 Time: 1146

PercentSolids: 100 decanted : (Dilution Factor: 1

Extraction: SONC Station ID: Method: 8082

GPC Cleanup : (Y/N) N pH:

Column(1): STX-CLP1 ID: 0.32 (mm)

CONCENTRATION UNITS: UG/KG

CAS NO.	*ANALYTE*	*RESULT*	*Q*	*MDL*	*RL*
12674-11-2	Aroclor-1016	13	U	13	30
11096-82-5	Aroclor-1260	7	U	7	30
11104-28-2	Aroclor-1221	12	U	12	30
11141-16-5	Aroclor-1232	20	U	20	30
53469-21-9	Aroclor-1242	11	U	11	30
12672-29-6	Aroclor-1248	11	U	11	30
11097-69-1	Aroclor-1254	9.4	U	9.4	30

4

PCB ORGANIC METHOD BLANK SUMMARY

EPA Sample No.

128626MB

Lab Name: Spectrum Analytical, Inc Contract: OTIE-Five Mile Creek / Site 1392

Lab Code : PEL Case No.: SAS No: SDG No.: 3505892

Lab File ID: 9277MB.D Lab Sample ID: 128626MB

Instrument ID: SECD04 Date Extracted: 05/02/12

Matrix: WATER Date Analyzed: 05/03/12

Level:(low/med) LOW Time Analyzed: 0949

THIS METHOD BLANK APPLIES TO THE FOLLOWING SAMPLES, MS and MSD:

	EPA SAMPLE NO.	LAB SAMPLE ID	LAB FILE ID	DATE ANALYZED	TIME ANALYZED
1	128627LCS	128627LCS	9277LCS.D	05/03/12	1004
2	EPAFMC-SW-01R	350589202	892-2.D	05/03/12	1119
3	EPAFMC-SW-03R	350589203	892-3.D	05/03/12	1134
4	EPAFMC-SW-04	350589204	892-4.D	05/03/12	1150
5	128628LCSD	128628LCSD	9277LCDR.D	05/03/12	1239

COMMENTS:

Page 1 of 2

160512 1642

Form IV

4

PCB ORGANIC METHOD BLANK SUMMARY

EPA Sample No.

128641MB

Lab Name: Spectrum Analytical, Inc Contract: OTIE-Five Mile Creek / Site 1392

Lab Code : PEL Case No.: SAS No: SDG No.: 3505892

Lab File ID: 9281MB.D Lab Sample ID: 128641MB

Instrument ID: SECD04 Date Extracted: 05/02/12

Matrix: SOIL Date Analyzed: 05/04/12

Level:(low/med) LOW Time Analyzed: 1146

THIS METHOD BLANK APPLIES TO THE FOLLOWING SAMPLES, MS and MSD:

	EPA SAMPLE NO.	LAB SAMPLE ID	LAB FILE ID	DATE ANALYZED	TIME ANALYZED
1	128642LCS	128642LCS	9281LCS.D	05/04/12	1201
2	EPAFMC-SD-30	350589201	892-01.D	05/09/12	2328

COMMENTS:

2A

WATER PCB ORGANIC SURROGATE RECOVERY

Lab Name: Spectrum Analytical, Inc. Contract: OTIE-Five Mile Creek / Site 13

Lab Code : PEL Case No. SAS No: SDG NO.: 3505892

Column(1): STX-CLP1 ID: 0.32 (mm)

EPA Sample NO.	S1 #	S2 #	S3 #	S4 #	S5 #	S6 #	TOT OUT
128626MB	78.0						0
128627LCS	76.0						0
128628LCSD	77.0						0
EPAFMC-SW-01R	77.0						0
EPAFMC-SW-03R	77.0						0
EPAFMC-SW-04	74.0						0

Control Limits

S1 = Decachlorobiphenyl 16 - 116

Column to be used to flag recovery values
* Values outside of contract required QC limits
D Surrogates diluted out
Control limit source: (lab/method) METHOD

Form II

160512 1642

2A

SOIL PCB ORGANIC SURROGATE RECOVERY

Lab Name: Spectrum Analytical, Inc. Contract: OTIE-Five Mile Creek / Site 13

Lab Code : PEL Case No. SAS No: SDG NO.: 3505892

Column(1): STX-CLP1 ID: 0.32 (mm)

EPA Sample NO.	S1 #	S2 #	S3 #	S4 #	S5 #	S6 #	TOT OUT
128641MB	82.4						0
128642LCS	85.1						0
EPAFMC-SD-30	94.3						0

Control Limits

S1 = Decachlorobiphenyl 33 - 140

Column to be used to flag recovery values
* Values outside of contract required QC limits
D Surrogates diluted out
Control limit source: (lab/method) METHOD

Form II

160512 1642

PCB ORGANIC ANALYTICAL SEQUENCE

Lab Name: Spectrum Analytical, Inc. Contract: OTIE-Five Mile Creek / Site 1392

Lab Code : PEL Case No.: SAS No: SDG No.: 3505892

GC Column: STX-CLP1 ID: 0.32 (mm) Init. Calib. Date: 03/19/12

Instrument ID: SECD04

THE ANALYTICAL SEQUENCE OF PERFORMANCE EVALUATION MIXTURES, BLANKS, SAMPLES, AND STANDARDS IS GIVEN BELOW:

MIDCAL SURROGATE RT FROM INITIAL CALIBRATION
S1 : S2 :

	CLIENT SAMPLE NO	LAB SAMPLE ID	LAB FILE ID	DATE ANALYZED	TIME ANALYZED	S1 RT	#	S2 RT	#
1	STD1061637	44134	1232CAL3.D	03/19/12	1019				
2	STD1061638	44821	1242CAL3.D	03/19/12	1034				
3	STD1061639	44340	1248CAL3.D	03/19/12	1049				
4	STD1061640	44135	2154CAL3.D	03/19/12	1104				
5	STD1061641	44128	ACAL1.D	03/19/12	1119	8.26			
6	STD1061642	44127	ACAL2.D	03/19/12	1134	8.26			
7	STD1061643	45333	ACAL3.D	03/19/12	1149	8.26			
8	STD1061644	44125	ACAL4.D	03/19/12	1205	8.26			
9	STD1061645	44124	ACAL5.D	03/19/12	1220	8.26			
10	STD1061646	44123	ACAL6.D	03/19/12	1235	8.26			
11	SSC1061633	43164	ASEC.D	03/19/12	1250	8.26			
12	CCV1077745	45865	ACCV1R.D	05/03/12	0926	8.25			
13	128626MB	128626MB	9277MB.D	05/03/12	0949	8.24			
14	128627LCS	128627LCS	9277LCS.D	05/03/12	1004	8.22			
15	EPAFMC-SW-01R	350589202	892-2.D	05/03/12	1119	8.23			
16	EPAFMC-SW-03R	350589203	892-3.D	05/03/12	1134	8.22			
17	EPAFMC-SW-04	350589204	892-4.D	05/03/12	1150	8.22			
18	128628LCSD	128628LCSD	9277LCDR.D	05/03/12	1239	8.26			
19	CCV1077749	45865	ACCV2.D	05/03/12	1310	8.23			
20	CCV1077743	45865	ACCV1.D	05/04/12	1106	8.23			
21	128641MB	128641MB	9281MB.D	05/04/12	1146	8.26			
22	128642LCS	128642LCS	9281LCS.D	05/04/12	1201	8.23			
23	CCV1077751	45865	ACCV2.D	05/04/12	1503	8.23			
24	ZZZZZZ	ZZZZZZ	ZZZZZZ	05/05/12	2220				
25	CCV1077747	45865	ACCV1R.D	05/07/12	0831	8.24			
26	ZZZZZZ	ZZZZZZ	ZZZZZZ	05/07/12	0856				

QC LIMITS

S1 = Decachlorobiphenyl (+/- 0.2 MINUTES)

Column used to flag retention time values with an asterisk.
* Values outside of QC limits

Page 1 of 2

160512 1642

FORM VIII

PCB ORGANIC ANALYTICAL SEQUENCE

Lab Name: Spectrum Analytical, Inc. Contract: OTIE-Five Mile Creek / Site 1392

Lab Code : PEL Case No.: SAS No: SDG No.: 3505892

GC Column: STX-CLP1 ID: 0.32 (mm) Init. Calib. Date: 03/19/12

Instrument ID: SECD04

THE ANALYTICAL SEQUENCE OF PERFORMANCE EVALUATION MIXTURES, BLANKS, SAMPLES, AND STANDARDS IS GIVEN BELOW:

MIDCAL SURROGATE RT FROM INITIAL CALIBRATION
S1 : S2 :

	CLIENT SAMPLE NO	LAB SAMPLE ID	LAB FILE ID	DATE ANALYZED	TIME ANALYZED	S1 RT #	S2 RT #
27	ZZZZZZ	ZZZZZZ	ZZZZZZ	05/07/12	0911		
28	ZZZZZZ	ZZZZZZ	ZZZZZZ	05/07/12	0926		
29	CCV1077753	45865	ACCV2.D	05/07/12	1042	8.22	
30	ZZZZZZ	ZZZZZZ	ZZZZZZ	05/07/12	1427		
31	ZZZZZZ	ZZZZZZ	ZZZZZZ	05/07/12	1728		
32	ZZZZZZ	ZZZZZZ	ZZZZZZ	05/07/12	1814		
33	ZZZZZZ	ZZZZZZ	ZZZZZZ	05/09/12	1047		
34	ZZZZZZ	ZZZZZZ	ZZZZZZ	05/09/12	1308		
35	ZZZZZZ	ZZZZZZ	ZZZZZZ	05/09/12	1609		
36	ZZZZZZ	ZZZZZZ	ZZZZZZ	05/09/12	1911		
37	CCV1078886	45865	ACCV5.D	05/09/12	2212	8.23	
38	EPAFMC-SD-30	350589201	892-01.D	05/09/12	2328	8.23	
39	CCV1078887	45865	ACCV6.D	05/09/12	2358	8.23	

QC LIMITS

S1 = Decachlorobiphenyl (+/- 0.2 MINUTES)

Column used to flag retention time values with an asterisk.
* Values outside of QC limits

Page 2 of 2

160512 1642 FORM VIII

3

PCB ORGANIC LAB CONTROL SAMPLE RECOVERY

EPA Sample No.

Lab Name: Spectrum Analytical, Inc. Contract: OTIE-Five Mile Creek / Site 13 128627LCS

Lab Code : PEL Case No. SAS No: SDG No.: 3505892

COMPOUND	SPIKE ADDED ug/L	LCS CONCENTRATION ug/L	LCS % REC #	LCS % RPD	QC LIMITS RPD	QC LIMITS REC.
Aroclor-1016	10	7.1	71.0			66 - 122
Aroclor-1260	10	7	70.0			68 - 141

Spike Recovery: 0 out of 2 outside limits

Column to be used to flag recovery values with an asterisk

* Values outside QC limits

Control limit source: (lab/method) METHOD

COMMENTS:

160512 1642

Form III

3

PCB ORGANIC LAB CONTROL SAMPLE RECOVERY

EPA Sample No.

128628LCSD

Lab Name: Spectrum Analytical, Inc. Contract: OTIE-Five Mile Creek / Site 13

Lab Code : PEL Case No. SAS No: SDG No.: 3505892

COMPOUND	SPIKE ADDED ug/L	LCS CONCENTRATION ug/L	LCS % REC #	LCS % RPD	QC LIMITS RPD	QC LIMITS REC.
Aroclor-1016	10	7.4	74.0	4.1	20	66 - 122
Aroclor-1260	10	7.1	71.0	1.4	20	68 - 141

Spike Recovery: 0 out of 2 outside limits

Column to be used to flag recovery values with an asterisk

* Values outside QC limits

Control limit source: (lab/method) METHOD

COMMENTS:

160512 1642

Form III

3

PCB ORGANIC LAB CONTROL SAMPLE RECOVERY

EPA Sample No.

Lab Name: Spectrum Analytical, Inc. Contract: OTIE-Five Mile Creek / Site 13 128642LCS

Lab Code : PEL Case No. SAS No: SDG No.: 3505892

COMPOUND	SPIKE ADDED ug/Kg	LCS CONCENTRATION ug/Kg	LCS % REC #	LCS % RPD	QC LIMITS RPD	QC LIMITS REC.
Aroclor-1016	295	210	71.2			43 - 137
Aroclor-1260	295	219	74.2			48 - 154

Spike Recovery: 0 out of 2 outside limits

Column to be used to flag recovery values with an asterisk

* Values outside QC limits

Control limit source: (lab/method) METHOD

COMMENTS:

160512 1642

Form III

8082 Standards Data

160512 1642

6

PCB ORGANIC INITIAL CALIBRATION DATA

Lab Name: Spectrum Analytical, Inc. Contract: OTIE-Five Mile Creek / Site 1392

Lab Code : PEL Case No. SAS No: SDG No.: 3505892

Instrument ID: SECD04 Calibration Date Begin: 03/19/12 End: 03/19/12

GC Column: STX-CLP1 ID: 0.32 (mm) Calibration Time Begin: 1019 End: 1235

LAB FILE ID: RRF0.006 =ACAL1.D RRF0.02 =ACAL2.D
RRF0.1 =1232CAL3.D RRF0.2 =ACAL4.D RRF0.4 =ACAL5.D

COMPOUND	RRF0.006	RRF0.02	RRF0.1	RRF0.2	RRF0.4
1016-1	1224166.667	1166700	987160	910120	907685
1016-2	1254666.667	1348250	1205110	1109145	1131357.5
1016-3	3940833.333	3844450	3533550	3259960	3389112.5
1016-4	2018666.667	1776700	1627280	1478865	1537230
1016-5	1144666.667	1048900	939700	870990	916030
1260-1	15089500	13994650	14102970	13483805	15022787.5
1260-2	10532500	9447250	9201690	8814305	9759912.5
1260-3	8237666.667	7659850	7389720	7148080	7787600
1260-4	24515833.33	22428700	22210220	21458870	24006730
1260-5	5195666.667	4838200	4698090	4542020	4795945
1221-1			241094.118		
1221-2			159041.176		
1221-3			777670.588		
1232-1			267110		
1232-2			1052100		
1232-3			578580		
1232-4			1538490		
1232-5			692920		
1242-1			687200		
1242-2			857940		
1242-3			2476670		
1242-4			1113750		
1242-5			1115990		
1248-1			1660440		
1248-2			1325740		
1248-3			1261350		
1248-4			2591200		
1248-5			5060360		
1254-1			3140220		
1254-2			7480220		
1254-3			3353660		
1254-4			8511590		
1254-5			8185030		

160512 1642

FORM VI

PCB ORGANIC INITIAL CALIBRATION DATA

Lab Name: Spectrum Analytical, Inc. Contract: OTIE-Five Mile Creek / Site 1392

Lab Code : PEL Case No. SAS No: SDG No.: 3505892

Instrument ID: SECD04 Calibration Date Begin: 03/19/12 End: 03/19/12

GC Column: STX-CLP1 ID: 0.32 (mm) Calibration Time Begin: 1019 End: 1235

LAB FILE ID: RRF0.006 =ACAL1.D RRF0.02 =ACAL2.D
RRF0.1 =1232CAL3.D RRF0.2 =ACAL4.D RRF0.4 =ACAL5.D

COMPOUND	RRF0.006	RRF0.02	RRF0.1	RRF0.2	RRF0.4
==========					
Decachlorobiphenyl(SURR)	30029666.67	27913400	25975880	24462030	25866940

160512 1642

FORM VI

PCB ORGANIC INITIAL CALIBRATION DATA

Lab Name: Spectrum Analytical, Inc. Contract: OTIE-Five Mile Creek / Site 1392

Lab Code : PEL Case No. SAS No: SDG No.: 3505892

Instrument ID: SECD04 Calibration Date Begin: 03/19/12 End: 03/19/12

GC Column: STX-CLP1 ID: 0.32 (mm) Calibration Time Begin: 1019 End: 1235

LAB FILE ID: RRF0.5 =ACAL6.D

COMPOUND	RRF0.5				
1016-1	957742				
1016-2	1180378				
1016-3	3559386				
1016-4	1597720				
1016-5	941104				
1260-1	16179796				
1260-2	10433498				
1260-3	8444048				
1260-4	25643460				
1260-5	4937962				
1221-1					
1221-2					
1221-3					
1232-1					
1232-2					
1232-3					
1232-4					
1232-5					
1242-1					
1242-2					
1242-3					
1242-4					
1242-5					
1248-1					
1248-2					
1248-3					
1248-4					
1248-5					
1254-1					
1254-2					
1254-3					
1254-4					
1254-5					

160512 1642

FORM VI

6

PCB ORGANIC INITIAL CALIBRATION DATA

Lab Name: Spectrum Analytical, Inc. Contract: OTIE-Five Mile Creek / Site 1392

Lab Code : PEL Case No. SAS No: SDG No.: 3505892

Instrument ID: SECD04 Calibration Date Begin: 03/19/12 End: 03/19/12

GC Column: STX-CLP1 ID: 0.32 (mm) Calibration Time Begin: 1019 End: 1235

LAB FILE ID:	RRF0.5 =ACAL6.D				
COMPOUND	RRF0.5				
==========					
Decachlorobiphenyl(SURR)	27035496				

160512 1642

FORM VI

PCB ORGANIC INITIAL CALIBRATION DATA

Lab Name: Spectrum Analytical, Inc. Contract: OTIE-Five Mile Creek / Site 1392

Lab Code : PEL Case No. SAS No: SDG No.: 3505892

Instrument ID: SECD04 Calibration Date Begin: 03/19/12 End: 03/19/12

GC Column: STX-CLP1 ID: 0.32 (mm) Calibration Time Begin: 1019 End: 1235

COMPOUND	CURVE	COEFFICIENTS AO	COEFFICIENTS A1	%RSD OR R^2
1016-1	AVRG		1025595.611	13.3
1016-2	AVRG		1204817.861	7.3
1016-3	AVRG		3587881.972	7.3
1016-4	AVRG		1672743.611	11.8
1016-5	AVRG		976898.4444	10.3
1260-1	AVRG		14645584.75	6.7
1260-2	AVRG		9698192.583	7
1260-3	AVRG		7777827.444	6.3
1260-4	AVRG		23377302.22	6.8
1260-5	AVRG		4834647.278	4.6
1221-1	AVRG		241094.1176	0
1221-2	AVRG		159041.1765	0
1221-3	AVRG		777670.5882	0
1232-1	AVRG		267110	0
1232-2	AVRG		1052100	0
1232-3	AVRG		578580	0
1232-4	AVRG		1538490	0
1232-5	AVRG		692920	0
1242-1	AVRG		687200	0
1242-2	AVRG		857940	0
1242-3	AVRG		2476670	0
1242-4	AVRG		1113750	0
1242-5	AVRG		1115990	0
1248-1	AVRG		1660440	0
1248-2	AVRG		1325740	0
1248-3	AVRG		1261350	0
1248-4	AVRG		2591200	0
1248-5	AVRG		5060360	0
1254-1	AVRG		3140220	0
1254-2	AVRG		7480220	0
1254-3	AVRG		3353660	0
1254-4	AVRG		8511590	0

PCB ORGANIC INITIAL CALIBRATION DATA

Lab Name: Spectrum Analytical, Inc. Contract: OTIE-Five Mile Creek / Site 1392

Lab Code : PEL Case No. SAS No: SDG No.: 3505892

Instrument ID: SECD04 Calibration Date Begin: 03/19/12 End: 03/19/12

GC Column: STX-CLP1 ID: 0.32 (mm) Calibration Time Begin: 1019 End: 1235

COMPOUND	CURVE	COEFFICIENTS AO	COEFFICIENTS A1	%RSD OR R^2
1254-5	AVRG		8185030	0
==========				
Decachlorobiphenyl(SURR)	AVRG		26880568.78	7.2

160512 1642

FORM VI

PCB ORGANIC INITIAL CALIBRATION DATA

Lab Name: Spectrum Analytical, Inc. Contract: OTIE-Five Mile Creek / Site 1392

Lab Code : PEL Case No. SAS No: SDG No.: 3505892

Instrument ID: SECD04 Calibration Date Begin: 03/19/12 End: 03/19/12

GC Column: STX-CLP1 ID: 0.32 (mm) Calibration Time Begin: 1019 End: 1235

Min RRF for SPCC(#) = 0 Max %RSD for CCC(*) = 0 %

LAB FILE ID: RT1: ACAL1.D RT2: ACAL2.D
RT3: 1232CAL3.D RT4: ACAL4.D RT5: ACAL5.D

COMPOUND	RT1	RT2	RT3	RT4	RT5	MIDCAL RT	RT WINDOW FROM	TO
1016-1	3.760	3.759	3.759	3.763	3.754			
1016-2	4.173	4.178	4.178	4.180	4.174			
1016-3	4.660	4.662	4.661	4.662	4.657			
1016-4	4.786	4.785	4.787	4.788	4.783			
1016-5	5.226	5.224	5.224	5.226	5.222			
1260-1	6.286	6.286	6.287	6.288	6.286			
1260-2	6.561	6.561	6.562	6.563	6.561			
1260-3	6.745	6.745	6.746	6.746	6.744			
1260-4	6.972	6.972	6.972	6.973	6.972			
1260-5	7.751	7.753	7.752	7.753	7.751			
1221-1			3.507					
1221-2			3.699					
1221-3			3.754					
1232-1			3.505					
1232-2			3.754					
1232-3			4.175					
1232-4			4.659					
1232-5			4.784					
1242-1			3.758					
1242-2			4.177					
1242-3			4.660					
1242-4			4.785					
1242-5			4.845					
1248-1			4.658					
1248-2			4.946					
1248-3			5.223					
1248-4			5.429					
1248-5			5.494					
1254-1			5.495					
1254-2			5.659					
1254-3			5.876					
1254-4			5.966					
1254-5			6.166					
Decachlorobiphenyl(SURR)	8.257	8.257	8.258	8.259	8.257			

PCB ORGANIC INITIAL CALIBRATION DATA

Lab Name: Spectrum Analytical, Inc. Contract: OTIE-Five Mile Creek / Site 1392

Lab Code : PEL Case No. SAS No: SDG No.: 3505892

Instrument ID: SECD04 Calibration Date Begin: 03/19/12 End: 03/19/12

GC Column: STX-CLP1 ID: 0.32 (mm) Calibration Time Begin: 1019 End: 1235

Min RRF for SPCC(#) = 0 Max %RSD for CCC(*) = 0 %

LAB FILE ID: RT6: ACAL6.D

COMPOUND	RT6					MIDCAL RT	RT WINDOW FROM	TO
1016-1	3.754					3.759	3.559	3.959
1016-2	4.174					4.178	3.978	4.378
1016-3	4.657					4.661	4.461	4.861
1016-4	4.783					4.787	4.587	4.987
1016-5	5.222					5.224	5.024	5.424
1260-1	6.286					6.287	6.087	6.487
1260-2	6.561					6.562	6.362	6.762
1260-3	6.744					6.746	6.546	6.946
1260-4	6.972					6.972	6.772	7.172
1260-5	7.751					7.752	7.552	7.952
1221-1						3.507	3.307	3.707
1221-2						3.699	3.499	3.899
1221-3						3.754	3.554	3.954
1232-1						3.505	3.305	3.705
1232-2						3.754	3.554	3.954
1232-3						4.175	3.975	4.375
1232-4						4.659	4.459	4.859
1232-5						4.784	4.584	4.984
1242-1						3.758	3.558	3.958
1242-2						4.177	3.977	4.377
1242-3						4.660	4.460	4.860
1242-4						4.785	4.585	4.985
1242-5						4.845	4.645	5.045
1248-1						4.658	4.458	4.858
1248-2						4.946	4.746	5.146
1248-3						5.223	5.023	5.423
1248-4						5.429	5.229	5.629
1248-5						5.494	5.294	5.694
1254-1						5.495	5.295	5.695
1254-2						5.659	5.459	5.859
1254-3						5.876	5.676	6.076
1254-4						5.966	5.766	6.166
1254-5						6.166	5.966	6.366
Decachlorobiphenyl(SURR)	8.257					8.258	8.058	8.458

7SSC

PCB ORGANIC SECONDARY SOURCE CALIBRATION DATA

Lab Name: Spectrum Analytical, Inc. Contract: OTIE-Five Mile Creek / Site 1392

Lab Code : PEL Case No.: SAS No: SDG No.: 3505892

Instrument ID: SECD04 CalibrationDate: 03/19/12 Time: 1250

CCV ID: SSC1061633 Lab File ID: ASEC.D Init. Calib. Date Begin: 03/19/12 End: 03/19/12

GC Column: STX-CLP1 ID: 0.32 (mm)

COMPOUND	Expected	Found	%D / %Drift	Curve Type
1016-1	1025595.6	868730	15.3	AVRG
1016-2	1204817.9	1221880	1.4	AVRG
1016-3	3587882	3697290	3.0	AVRG
1016-4	1672743.6	1569850	6.2	AVRG
1016-5	976898.45	927060	5.1	AVRG
1260-1	14645585	14219810	2.9	AVRG
1260-2	9698192.6	9245190	4.7	AVRG
1260-3	7777827.5	7365300	5.3	AVRG
1260-4	23377302	22272670	4.7	AVRG
1260-5	4834647.3	4776160	1.2	AVRG
==========				
Decachlorobiphenyl(SURR)	26880569	26630920	0.9	AVRG

7

PCB ORGANIC CONTINUING CALIBRATION DATA

Lab Name: Spectrum Analytical, Inc. Contract: OTIE-Five Mile Creek / Site 1392

Lab Code : PEL Case No.: SAS No: SDG No.: 3505892

Instrument ID: SECD04 CalibrationDate: 05/03/12 Time: 0926

CCV ID: CCV1077745 Lab File ID: ACCV1R.D Init. Calib. Date Begin: 03/19/12 End: 03/19/12

GC Column: STX-CLP1 ID: 0.32 (mm)

COMPOUND	Expected	Found	%D / %Drift	Curve Type	
1016-1	1025595.6	922470	10.1	AVRG	
1016-2	1204817.9	1227420	1.9	AVRG	
1016-3	3587882	3166280	11.8	AVRG	
1016-4	1672743.6	1534880	8.2	AVRG	
1016-5	976898.45	1113060	13.9	AVRG	
1260-1	14645585	11688680	20.2	AVRG	<-
1260-2	9698192.6	8367350	13.7	AVRG	
1260-3	7777827.5	6504560	16.4	AVRG	
1260-4	23377302	20998170	10.2	AVRG	
1260-5	4834647.3	4664060	3.5	AVRG	
==========					
Decachlorobiphenyl(SURR)	26880569	24523280	8.8	AVRG	

Average Used: 10.8

160512 1642

FORM VII

7

PCB ORGANIC CONTINUING CALIBRATION DATA

Lab Name: Spectrum Analytical, Inc. Contract: OTIE-Five Mile Creek / Site 1392

Lab Code : PEL Case No.: SAS No: SDG No.: 3505892

Instrument ID: SECD04 CalibrationDate: 05/03/12 Time: 1310

CCV ID: CCV1077749 Lab File ID: ACCV2.D Init. Calib. Date Begin: 03/19/12 End: 03/19/12

GC Column: STX-CLP1 ID: 0.32 (mm)

COMPOUND	Expected	Found	%D / %Drift	Curve Type
1016-1	1025595.6	905820	11.7	AVRG
1016-2	1204817.9	1182810	1.8	AVRG
1016-3	3587882	3151120	12.2	AVRG
1016-4	1672743.6	1529890	8.5	AVRG
1016-5	976898.45	1137830	16.5	AVRG
1260-1	14645585	12221700	16.6	AVRG
1260-2	9698192.6	8876870	8.5	AVRG
1260-3	7777827.5	6873110	11.6	AVRG
1260-4	23377302	22472310	3.9	AVRG
1260-5	4834647.3	5021800	3.9	AVRG
==========				
Decachlorobiphenyl(SURR)	26880569	25886420	3.7	AVRG

160512 1642

FORM VII

7

PCB ORGANIC CONTINUING CALIBRATION DATA

Lab Name: Spectrum Analytical, Inc. Contract: OTIE-Five Mile Creek / Site 1392

Lab Code : PEL Case No.: SAS No: SDG No.: 3505892

Instrument ID: SECD04 CalibrationDate: 05/04/12 Time: 1106

CCV ID: CCV1077743 Lab File ID: ACCV1.D Init. Calib. Date Begin: 03/19/12 End: 03/19/12

GC Column: STX-CLP1 ID: 0.32 (mm)

COMPOUND	Expected	Found	%D / %Drift	Curve Type	
1016-1	1025595.6	901550	12.1	AVRG	
1016-2	1204817.9	1129990	6.2	AVRG	
1016-3	3587882	2934580	18.2	AVRG	
1016-4	1672743.6	1423240	14.9	AVRG	
1016-5	976898.45	1019130	4.3	AVRG	
1260-1	14645585	10871980	25.8	AVRG	<-
1260-2	9698192.6	7992400	17.6	AVRG	
1260-3	7777827.5	5980160	23.1	AVRG	<-
1260-4	23377302	20734590	11.3	AVRG	
1260-5	4834647.3	4559170	5.7	AVRG	
==========					
Decachlorobiphenyl(SURR)	26880569	24113020	10.3	AVRG	

Average Used: 13.6

160512 1642

FORM VII

7

PCB ORGANIC CONTINUING CALIBRATION DATA

Lab Name: Spectrum Analytical, Inc. Contract: OTIE-Five Mile Creek / Site 1392

Lab Code : PEL Case No.: SAS No: SDG No.: 3505892

Instrument ID: SECD04 CalibrationDate: 05/04/12 Time: 1503

CCV ID: CCV1077751 Lab File ID: ACCV2.D Init. Calib. Date Begin: 03/19/12 End: 03/19/12

GC Column: STX-CLP1 ID: 0.32 (mm)

COMPOUND	Expected	Found	%D / %Drift	Curve Type
1016-1	1025595.6	947080	7.7	AVRG
1016-2	1204817.9	1207820	0.2	AVRG
1016-3	3587882	3174950	11.5	AVRG
1016-4	1672743.6	1542730	7.8	AVRG
1016-5	976898.45	1120540	14.7	AVRG
1260-1	14645585	12164160	16.9	AVRG
1260-2	9698192.6	8736700	9.9	AVRG
1260-3	7777827.5	6633060	14.7	AVRG
1260-4	23377302	22205650	5.0	AVRG
1260-5	4834647.3	4768210	1.4	AVRG
==========				
Decachlorobiphenyl(SURR)	26880569	25856100	3.8	AVRG

7

PCB ORGANIC CONTINUING CALIBRATION DATA

Lab Name: Spectrum Analytical, Inc. Contract: OTIE-Five Mile Creek / Site 1392

Lab Code : PEL Case No.: SAS No: SDG No.: 3505892

Instrument ID: SECD04 CalibrationDate: 05/07/12 Time: 0831

CCV ID: CCV1077747 Lab File ID: ACCV1R.D Init. Calib. Date Begin: 03/19/12 End: 03/19/12

GC Column: STX-CLP1 ID: 0.32 (mm)

COMPOUND	Expected	Found	%D / %Drift	Curve Type
1016-1	1025595.6	921930	10.1	AVRG
1016-2	1204817.9	1133900	5.9	AVRG
1016-3	3587882	3062490	14.6	AVRG
1016-4	1672743.6	1486970	11.1	AVRG
1016-5	976898.45	1032940	5.7	AVRG
1260-1	14645585	11894370	18.8	AVRG
1260-2	9698192.6	8352650	13.9	AVRG
1260-3	7777827.5	6457710	17.0	AVRG
1260-4	23377302	21021710	10.1	AVRG
1260-5	4834647.3	4561360	5.7	AVRG
==========				
Decachlorobiphenyl(SURR)	26880569	24838240	7.6	AVRG

160512 1642

FORM VII

7

PCB ORGANIC CONTINUING CALIBRATION DATA

Lab Name: Spectrum Analytical, Inc. Contract: OTIE-Five Mile Creek / Site 1392

Lab Code : PEL Case No.: SAS No: SDG No.: 3505892

Instrument ID: SECD04 CalibrationDate: 05/07/12 Time: 1042

CCV ID: CCV1077753 Lab File ID: ACCV2.D Init. Calib. Date Begin: 03/19/12 End: 03/19/12

GC Column: STX-CLP1 ID: 0.32 (mm)

COMPOUND	Expected	Found	%D / %Drift	Curve Type
1016-1	1025595.6	900600	12.2	AVRG
1016-2	1204817.9	1240880	3.0	AVRG
1016-3	3587882	3241830	9.6	AVRG
1016-4	1672743.6	1591760	4.8	AVRG
1016-5	976898.45	1158050	18.5	AVRG
1260-1	14645585	12087260	17.5	AVRG
1260-2	9698192.6	8598040	11.3	AVRG
1260-3	7777827.5	6494900	16.5	AVRG
1260-4	23377302	21739410	7.0	AVRG
1260-5	4834647.3	4530480	6.3	AVRG
==========				
Decachlorobiphenyl(SURR)	26880569	25035540	6.9	AVRG

160512 1642

FORM VII

7

PCB ORGANIC CONTINUING CALIBRATION DATA

Lab Name: Spectrum Analytical, Inc. Contract: OTIE-Five Mile Creek / Site 1392

Lab Code : PEL Case No.: SAS No: SDG No.: 3505892

Instrument ID: SECD04 CalibrationDate: 05/09/12 Time: 2212

CCV ID: CCV1078886 Lab File ID: ACCV5.D Init. Calib. Date Begin: 03/19/12 End: 03/19/12

GC Column: STX-CLP1 ID: 0.32 (mm)

COMPOUND	Expected	Found	%D / %Drift	Curve Type
1016-1	1025595.6	1052460	2.6	AVRG
1016-2	1204817.9	1321420	9.7	AVRG
1016-3	3587882	3533840	1.5	AVRG
1016-4	1672743.6	1722840	3.0	AVRG
1016-5	976898.45	847010	13.3	AVRG
1260-1	14645585	13487090	7.9	AVRG
1260-2	9698192.6	10012630	3.2	AVRG
1260-3	7777827.5	7404170	4.8	AVRG
1260-4	23377302	25235000	7.9	AVRG
1260-5	4834647.3	5349370	10.6	AVRG
==========				
Decachlorobiphenyl(SURR)	26880569	29465640	9.6	AVRG

7

PCB ORGANIC CONTINUING CALIBRATION DATA

Lab Name: Spectrum Analytical, Inc. Contract: OTIE-Five Mile Creek / Site 1392

Lab Code : PEL Case No.: SAS No: SDG No.: 3505892

Instrument ID: SECD04 CalibrationDate: 05/09/12 Time: 2358

CCV ID: CCV1078887 Lab File ID: ACCV6.D Init. Calib. Date Begin: 03/19/12 End: 03/19/12

GC Column: STX-CLP1 ID: 0.32 (mm)

COMPOUND	Expected	Found	%D / %Drift	Curve Type
1016-1	1025595.6	1068420	4.2	AVRG
1016-2	1204817.9	1404630	16.6	AVRG
1016-3	3587882	3686240	2.7	AVRG
1016-4	1672743.6	1828520	9.3	AVRG
1016-5	976898.45	942640	3.5	AVRG
1260-1	14645585	14042870	4.1	AVRG
1260-2	9698192.6	10183300	5.0	AVRG
1260-3	7777827.5	7411290	4.7	AVRG
1260-4	23377302	25323600	8.3	AVRG
1260-5	4834647.3	5697600	17.8	AVRG
==========				
Decachlorobiphenyl(SURR)	26880569	29611420	10.2	AVRG

160512 1642

FORM VII

Inorganics

160512 1642

Inorganic Data Qualifiers

C (Concentration) Qualifier - Entries and their meanings are:

J The reported value obtained was less than the RL but greater than or equal to the MDL.

E The reported value obtained was over calibration or linear range.

U The reported value obtained was less than the MDL or was not detected.

Q Qualifier - Entries and their meanings are:

U The reported value is estimated because of interference. An explanatory comment must be included under "Comments" on the Cover Page if the problem applies to all samples in this data package or on the individual FORM 1 if it is an isolated problem.

M Duplicate injection precision was not met (two analyses of the same sample did not agree).

N Spiked sample recovery not within control limits.

E Serial Dilution percent difference not within control limits.

S The reported value was determined by the Method of Standard Additions (MSA).

W Post-digestion spike for Furnace AA analysis is out of control limits (85-115%) while sample absorbance is less than 50% of spike absorbance.

***** Duplicate analysis not within control limits.

+ Correlation coefficient for the MSA is less than 0.995.

X The data is flagged as rejected by analyst utilizing analytical judgement.

Entering "S", "W ", or "+" is mutually exclusive. No combination of these qualifiers can apear in the same field.

M (Method) Qualifier - Enter one of the following:

P ICP
A Flame AA
F Furnace AA
CV Manual Cold Vapor AA
TC Total Organic Carbon
AS Semi-Automated Spectrophotometric
CA Midi-Distillation Spectrophotometric
T Titrimetric
C Manual Spectrophotometric
GR Gravimetric
NR Analyte was not required by your lab

160512 1642

Inorganic Sample ID Qualifiers

The qualifiers that may be appended to the lab sample ID and/or the client sample ID for inorganic analysis are defined below:

DL Diluted reanalysis. Indicates that the results of the original analysis of the sample contained compounds that exceeded the calibration range. The sample was diluted and reanalyzed. May be followed by a digit to indicate multiple dilutions of the sample. The results of more than one diluted reanalysis may be reported.

R Reanalysis. The extract was reanalyzed without re-extraction. The "R" is not used if the sample was also re-extracted. May be followed by a digit to indicate multiple reanalysis of the sample at the same dilution.

RE Re-extracted. The extract was reanalyzed with re-extraction. May be followed by a digit to indicate multiple re-extraction of the same sample at the same dilution.

MS Matrix spike (may be followed by a digit to indicate multiple matrix within a sample set).

SD Matrix spike duplicate (may be followed by a digit to indicate multiple matrix spike duplicate within a sample set).

A Post Digestion Spike.

L Serial Dilution.

160512 1642

Metals Data Package

160512 1642

CASE NARRATIVE
METALS

Spectrum Analytical Inc. Lab Reference No./SDG: 3505892

Client: OTIE

I. RECEIPT

No exceptions were encountered unless a Sample Receipt Exception Report is attached to the Chain-of-Custody or a communication form is included in the addendum with this package.

II. HOLDING TIMES

A. Sample Preparation: All holding times were met.

B. Sample Analysis: All holding times were met.

III. METHOD

Analyses were performed according to the Spectrum Analytical Inc. Standard Operating Procedures and EPA Method 6010B for ICP metals.

IV. PREPARATION

Soil samples were prepared according to Spectrum Analytical Inc. Laboratory's Standard Operating Procedures and EPA Method 3050B.
Water samples were prepared according to Spectrum Analytical Inc. Laboratory's Standard Operating Procedures and EPA Method 3010A.

V. ANALYSIS

A. Calibration:

All acceptance criteria were met.

B. Blanks:

1. Calibration Blanks:

All acceptance criteria were met. No action required. The following ICB/CCB(s) had element concentrations below the RL:

ICB1076959 was analyzed on 05/04/12 11:45. The following analyte(s) were detected below RL: Beryllium at 0.194 ug/L, Chromium at 0.485 ug/L, Cobalt at 0.431 ug/L, Iron at 13.6 ug/L.
CCB1077429 was analyzed on 05/04/12 15:40. The following analyte(s) were detected below RL: Beryllium at 0.153 ug/L, Chromium at 0.6 ug/L.
CCB1077441 was analyzed on 05/04/12 16:44. The following analyte(s) were detected below RL: Aluminum at 29.4 ug/L, Arsenic at 3.57 ug/L, Barium at 0.414 ug/L, Beryllium at 0.308 ug/L, Chromium at 0.528 ug/L, Cobalt at 0.476 ug/L, Iron at 27.5 ug/L, Magnesium at 12 ug/L, Selenium at 5.49 ug/L.
CCB1077442 was analyzed on 05/04/12 16:48. The following analyte(s) were detected below RL: Aluminum at 11.8 ug/L, Barium at 0.258 ug/L, Beryllium at 0.209 ug/L, Iron at 9.92 ug/L, Selenium at 6.52 ug/L.

Spectrum Analytical Inc. Lab Reference No./SDG: 3505892

Client: OTIE

CCB1077454 was analyzed on 05/04/12 17:53. The following analyte(s) were detected below RL: Beryllium at 0.26 ug/L, Iron at 11 ug/L.
CCB1077466 was analyzed on 05/04/12 19:03. The following analyte(s) were detected below RL: Beryllium at 0.254 ug/L, Chromium at 0.431 ug/L, Iron at 11.7 ug/L, Selenium at 4.61 ug/L, Silver at 0.529 ug/L.

The hits in the blanks are below the RL, therefore, no corrective action was taken.

2. Method Blanks:

All acceptance criteria were met with the exception of:
Blank 128613MB was analyzed with the soil samples on 05/04/12. The following analyte(s) were detected below RL: Calcium at 6.44 mg/Kg, Iron at 0.686 mg/Kg, Selenium at 0.497 mg/Kg, Thallium at 0.354 mg/Kg.

Blank 129086MB was analyzed with the water samples on 05/04/12. The following analyte(s) were detected below RL: Chromium at 0.684 ug/L, Iron at 27.6 ug/L, Manganese at 3.65 ug/L.
Samples coded accordingly.

The hits in the blanks are below the RL, therefore, no corrective action was taken.

C. Spikes:

1. Laboratory Control Spikes (LCS):

An LCS/LCSD set was analyzed.
All percent recovery and relative percent difference (RPD) criteria were met.

2. Post Digestion Spike:

All acceptance criteria were met.

3. Matrix Spike/Matrix Spike Duplicate Samples (MS/SD):

No spikes requested by client.

D. Duplicate:

No sample duplicates are reported with this method. (Spike duplicates are referenced above in section C. Spikes.)

E. Serial Dilution:

All acceptance criteria were met.

F. ICP Interference Check Samples:

CASE NARRATIVE
METALS

Spectrum Analytical Inc. Lab Reference No./SDG: 3505892

Client: OTIE

All acceptance criteria were met.

G. Samples:

Sample analysis proceeded normally.
Sample EPAFMC-SD-30 required a 5X dilution due to high concentration of the following analyte(s): Calcium, Manganese.

I certify that this data package is in compliance with the terms and conditions agreed to by the client and Spectrum Analytical Inc., both technically and for completeness, except for the conditions noted above. Release of the data contained in this hardcopy data package has been authorized by the Laboratory Manager or designated person, as, verified by the following signature.

Signature:
Name: Troy L. Roberts Title: Inorg. Manager

SIGNED: **DATE: 05/16/2012**

CASE NARRATIVE
MERCURY

Spectrum Analytical Inc. Lab Reference No./SDG: 3505892

Client: OTIE

I. RECEIPT

No exceptions were encountered unless a Sample Receipt Exception Report is attached to the Chain-of-Custody or a communication form is included in the addendum with this package.

II. HOLDING TIMES

A. Sample Preparation: All holding times were met.

B. Sample Analysis: All holding times were met.

III. METHODS

Analyses were performed according to the Spectrum Analytical Inc. Standard Operating Procedures and EPA Method 7470A.

IV. PREPARATION

Water samples were prepared according to the Spectrum Analytical Inc. Laboratory's Standard Operating Procedures and EPA Method 7470A.

V. ANALYSIS

A. Calibration:

All acceptance criteria were met.

B. Blanks:

1. Calibration Blanks:

All acceptance criteria were met. No action required. The following ICB/CCB(s) had element concentrations below the RL:
ICB1075831 was analyzed on 05/01/12 17:04. The following analyte(s) were detected below RL: Mercury at 0.0628 ug/L.
CCB1075833 was analyzed on 05/01/12 17:08. The following analyte(s) were detected below RL: Mercury at 0.0606 ug/L.
CCB1075842 was analyzed on 05/01/12 17:24. The following analyte(s) were detected below RL: Mercury at 0.0573 ug/L.
CCB1075851 was analyzed on 05/01/12 17:40. The following analyte(s) were detected below RL: Mercury at 0.0561 ug/L. The hit in the blanks is below the RL, therefore, no corrective action was taken.

2. Method Blanks:

All acceptance criteria were met with the exception of:
Blank 128584MB was analyzed with the water samples on 05/01/12. The following analyte(s) were detected below RL: Mercury at 0.0464 ug/L. The hit in the blank is below the RL, therefore, no corrective action was taken. Samples coded accordingly.

CASE NARRATIVE
MERCURY

Spectrum Analytical Inc. Lab Reference No./SDG: 3505892

Client: OTIE

C. Spikes:

1. Laboratory Control Spikes (LCS):

An LCS/LCSD set was analyzed.
All percent recovery and relative percent difference (RPD) criteria were met.

2. Post Digestion Spike:

All acceptance criteria were met.

3. Matrix Spike/Matrix Spike Duplicate Samples (MS/SD):

No spikes requested by client.

D. Duplicate:

No sample duplicates are reported with this method. (Spike duplicates are referenced above in section C. Spikes.)

E. Serial Dilution:

All acceptance criteria were met.

F. Samples:

Sample analysis proceeded normally.

I certify that this data package is in compliance with the terms and conditions agreed to by the client and Spectrum Analytical Inc., both technically and for completeness, except for the conditions noted above. Release of the data contained in this hardcopy data package has been authorized by the Laboratory Manager or designated person, as, verified by the following signature.

Signature:
Name: Troy L. Roberts Title: Inorg. Manager

SIGNED: **DATE: 05/10/2012**

CASE NARRATIVE
MERCURY

Spectrum Analytical Inc. Lab Reference No./SDG: 3505892

Client: OTIE

I. RECEIPT

No exceptions were encountered unless a Sample Receipt Exception Report is attached to the Chain-of-Custody or a communication form is included in the addendum with this package.

II. HOLDING TIMES

A. Sample Preparation: All holding times were met.

B. Sample Analysis: All holding times were met.

III. METHODS

Samples were analyzed according to the Spectrum Analytical Inc. Standard Operating Procedures and EPA Method 7471A.

IV. PREPARATION

Soil samples were prepared according to Spectrum Analytical Inc. Laboratory's Standard Operating Procedures and EPA Method 7471A.

V. ANALYSIS

A. Calibration:

All acceptance criteria were met.

B. Blanks:

1. Calibration Blanks:

All acceptance criteria were met.

2. Method Blanks:

All acceptance criteria were met.

C. Spikes:

1. Laboratory Control Spikes (LCS):

An LCS/LCSD set was analyzed.
All percent recovery and relative percent difference (RPD) criteria were met.

2. Post Digestion Spike:

All acceptance criteria were met.

3. Matrix Spike/Matrix Spike Duplicate Samples (MS/SD):

CASE NARRATIVE
MERCURY

Spectrum Analytical Inc. Lab Reference No./SDG: 3505892

Client: OTIE

No spikes requested by client.

D. Duplicate:

No sample duplicates are reported with this method. (Spike duplicates are referenced above in section C. Spikes.)

E. Serial Dilution:

All acceptance criteria were met.

F. Samples:

Sample analysis proceeded normally.

I certify that this data package is in compliance with the terms and conditions agreed to by the client and Spectrum Analytical Inc., both technically and for completeness, except for the conditions noted above. Release of the data contained in this hardcopy data package has been authorized by the Laboratory Manager or designated person, as, verified by the following signature.

Signature:

Name: Troy L. Roberts Title: Inorg. Manager

SIGNED: **DATE: 05/10/2012**

CASE NARRATIVE
THALLIUM

Spectrum Analytical Inc. Lab Reference No./SDG: 3505892

Client: OTIE

I. RECEIPT

No exceptions were encountered unless a Sample Receipt Exception Report is attached to the Chain-of-Custody or a communication form is included in the addendum with this package.

II. HOLDING TIMES

A. Sample Preparation: All holding times were met.

B. Sample Analysis: All holding times were met.

III. METHODS

Analyses were performed according to the Spectrum Analytical Inc. Standard Operating Procedures and EPA Method 7841.

IV. PREPARATION

Water samples were prepared according to PEL Laboratory's Standard Operating Procedures and EPA Method 3020.

V. ANALYSIS

A. Calibration:

All acceptance criteria were met.

B. Blanks:

1. Calibration Blanks:

All acceptance criteria were met.

2. Method Blanks:

All acceptance criteria were met.

C. Spikes:

1. Laboratory Control Spikes (LCS):

An LCS/LCSD set was analyzed.
All percent recovery and relative percent difference (RPD) criteria were met.

2. Post Digestion Spike:

All acceptance criteria were met.

CASE NARRATIVE
THALLIUM

Spectrum Analytical Inc. Lab Reference No./SDG: 3505892

Client: OTIE

3. Matrix Spike/Matrix Spike Duplicate Samples (MS/SD):

No spikes requested by client.

D. Duplicate:

No sample duplicates are reported with this method. (Spike duplicates are referenced above in section C. Spikes.)

E. Serial Dilution:

All acceptance criteria were met.

F. Samples:

Sample analysis proceeded normally.

I certify that this data package is in compliance with the terms and conditions agreed to by the client and Spectrum Analytical Inc., both technically and for completeness, except for the conditions noted above. Release of the data contained in this hardcopy data package has been authorized by the Laboratory Manager or designated person, as, verified by the following signature.

Signature:_____
Name: Troy L. Roberts Title: Inorg. Manager

SIGNED: **DATE: 05/10/2012**

U.S. EPA - CLP

COVER PAGE - INORGANIC ANALYSES DATA PACKAGE

Lab Name: Spectrum Analytical, Inc. Contract: OTIE-Five Mile Creek / Sit

Lab Code : PEL Case No.: SDG No.: 3505892

SOW No.:

EPA Sample No	Lab Sample ID
EPAFMC-SD-30	350589201
EPAFMC-SD-30DL1	350589201DL1
EPAFMC-SW-01R	350589202
EPAFMC-SW-03R	350589203
EPAFMC-SW-04	350589204
EPAFMC-PB-01	350589205

Were ICP interelement corrections applied?	Yes/No	Yes
Were ICP background corrections applied?	Yes/No	Yes
If yes - were raw data generated before application of background corrections?	Yes/No	No

Comments:

160512 1642

Metals Inorganic Sample Data

160512 1642

U.S. EPA - CLP

1

INORGANIC ANALYSIS DATA SHEET

EPA Sample No.

EPAFMC-SD-30

Lab Name: Spectrum Analytical, Inc. Contract: OTIE-Five Mile Creek / Site 1392

Lab Code : PEL Case No.: SAS No: SDG No.: 3505892

Matrix: SOIL Lab Sample ID: 350589201

Level:(low/med) LOW Date Received: 4/27/2012

PercentSolids: 84.4 Station ID: EPAFMC28

CONCENTRATION UNITS: MG/KG

CAS NO.	ANALYTE	Concentration	C	Q	M		MDL	RL
7429-90-5	Aluminum	5300			P		1.19	6.24
7440-36-0	Antimony	0.15	U		P		0.15	0.624
7440-38-2	Arsenic	9.57			P		0.312	0.624
7440-39-3	Barium	39.9			P		0.0999	0.312
7440-41-7	Beryllium	0.818			P		0.0999	0.312
7440-43-9	Cadmium	0.0312	U		P		0.0312	0.312
7440-47-3	Chromium	32.7			P		0.0999	0.312
7440-48-4	Cobalt	4.17			P		0.0312	0.312
7440-50-8	Copper	6.2			P		0.0999	0.312
7439-89-6	Iron	21800			P		0.374	3.12
7439-92-1	Lead	6.01			P		0.212	0.499
7439-95-4	Magnesium	1630			P		1.81	6.24
7439-97-6	Mercury	0.0152			CV		0.0028	0.0151
7440-02-0	Nickel	4.52			P		0.0999	0.312
7440-09-7	Potassium	605			P		3.12	31.2
7782-49-2	Selenium	0.25	U		P		0.25	1.25
7440-22-4	Silver	0.0999	U		P		0.0999	0.312
7440-23-5	Sodium	80.4			P		6.24	18.7
7440-28-0	Thallium	0.479	J		P		0.212	0.624
7440-62-2	Vanadium	33			P		0.0999	0.312
7440-66-6	Zinc	21.5			P		0.206	0.624

Color Before: _____ Clarity Before: _____ Texture :_____

Color After : _____ Clarity After: _____ Artifacts:_____

Comments:

160512 1642

U.S. EPA - CLP

1

INORGANIC ANALYSIS DATA SHEET

EPA Sample No.

EPAFMC-SD-30DL1

Lab Name: Spectrum Analytical, Inc. Contract: OTIE-Five Mile Creek / Site 1392

Lab Code : PEL Case No.: SAS No: SDG No.: 3505892

Matrix: SOIL Lab Sample ID: 350589201DL1

Level:(low/med) LOW Date Received: 4/27/2012

PercentSolids: 84.4 Station ID: EPAFMC28

CONCENTRATION UNITS: MG/KG

CAS NO.	ANALYTE	Concentration	C	Q	M		MDL	RL
7440-70-2	Calcium	30400			P		10.3	31.2
7439-96-5	Manganese	549			P		0.499	1.56

Color Before: _____ Clarity Before: _____ Texture :_____

Color After : _____ Clarity After: _____ Artifacts:_____

Comments:

160512 1642

U.S. EPA - CLP

1

INORGANIC ANALYSIS DATA SHEET

EPA Sample No.

EPAFMC-SW-01R

Lab Name: Spectrum Analytical, Inc. Contract: OTIE-Five Mile Creek / Site 1392

Lab Code : PEL Case No.: SAS No: SDG No.: 3505892

Matrix: WATER Lab Sample ID: 350589202

Level:(low/med) LOW Date Received: 4/27/2012

PercentSolids: 0 Station ID: EPAFMC11

CONCENTRATION UNITS: UG/L

CAS NO.	ANALYTE	Concentration	C	Q	M		MDL	RL
7429-90-5	Aluminum	78.7	J		P		9.3	100
7440-36-0	Antimony	3.3	U		P		3.3	10
7440-38-2	Arsenic	6.47	J		P		3.31	10
7440-39-3	Barium	33.8			P		0.22	10
7440-41-7	Beryllium	0.171	J		P		0.12	5
7440-43-9	Cadmium	0.72	U		P		0.72	5
7440-70-2	Calcium	41700			P		39	100
7440-47-3	Chromium	1.58	J		P		0.43	10
7440-48-4	Cobalt	0.37	U		P		0.37	10
7440-50-8	Copper	2.7	U		P		2.7	10
7439-89-6	Iron	126			P		5.5	50
7439-92-1	Lead	3.7	U		P		3.7	15
7439-95-4	Magnesium	20400			P		9.8	100
7439-96-5	Manganese	60.8			P		0.35	10
7439-97-6	Mercury	0.0515	J		CV		0.037	0.2
7440-02-0	Nickel	0.93	U		P		0.93	5
7440-09-7	Potassium	1130			P		71.7	500
7782-49-2	Selenium	6.67	J		P		4.1	20
7440-22-4	Silver	0.52	U		P		0.52	10
7440-23-5	Sodium	24200			P		180	300
7440-28-0	Thallium	0.34	U		F		0.34	2

Color Before: _____ Clarity Before: _____ Texture :_____

Color After : _____ Clarity After: _____ Artifacts:_____

Comments:

160512 1642

U.S. EPA - CLP

1

INORGANIC ANALYSIS DATA SHEET

EPA Sample No.

EPAFMC-SW-01R

Lab Name: Spectrum Analytical, Inc. Contract: OTIE-Five Mile Creek / Site 1392

Lab Code : PEL Case No.: SAS No: SDG No.: 3505892

Matrix: WATER Lab Sample ID: 350589202

Level:(low/med) LOW Date Received: 4/27/2012

PercentSolids: 0 Station ID: EPAFMC11

CONCENTRATION UNITS: UG/L

CAS NO.	ANALYTE	Concentration	C	Q	M		MDL	RL
7440-62-2	Vanadium	0.712	J		P		0.44	10
7440-66-6	Zinc	5.83	J		P		4	20

Color Before: _____ Clarity Before: _____ Texture :_____

Color After : _____ Clarity After: _____ Artifacts:_____

Comments:

160512 1642

U.S. EPA - CLP

1

INORGANIC ANALYSIS DATA SHEET

EPA Sample No.

EPAFMC-SW-03R

Lab Name: Spectrum Analytical, Inc. Contract: OTIE-Five Mile Creek / Site 1392

Lab Code : PEL Case No.: SAS No: SDG No.: 3505892

Matrix: WATER Lab Sample ID: 350589203

Level:(low/med) LOW Date Received: 4/27/2012

PercentSolids: 0 Station ID: EPAFMC11

CONCENTRATION UNITS: UG/L

CAS NO.	ANALYTE	Concentration	C	Q	M		MDL	RL
7429-90-5	Aluminum	63.2	J		P		9.3	100
7440-36-0	Antimony	3.3	U		P		3.3	10
7440-38-2	Arsenic	3.31	U		P		3.31	10
7440-39-3	Barium	35.6			P		0.22	10
7440-41-7	Beryllium	0.132	J		P		0.12	5
7440-43-9	Cadmium	0.72	U		P		0.72	5
7440-70-2	Calcium	44000			P		39	100
7440-47-3	Chromium	2.02	J		P		0.43	10
7440-48-4	Cobalt	0.37	U		P		0.37	10
7440-50-8	Copper	2.7	U		P		2.7	10
7439-89-6	Iron	125			P		5.5	50
7439-92-1	Lead	3.7	U		P		3.7	15
7439-95-4	Magnesium	21200			P		9.8	100
7439-96-5	Manganese	75.8			P		0.35	10
7439-97-6	Mercury	0.056	J		CV		0.037	0.2
7440-02-0	Nickel	0.93	U		P		0.93	5
7440-09-7	Potassium	1160			P		71.7	500
7782-49-2	Selenium	5.78	J		P		4.1	20
7440-22-4	Silver	0.52	U		P		0.52	10
7440-23-5	Sodium	25300			P		180	300
7440-28-0	Thallium	0.34	U		F		0.34	2

Color Before: _____ Clarity Before: _____ Texture :_____

Color After : _____ Clarity After: _____ Artifacts:_____

Comments:

160512 1642

U.S. EPA - CLP

1

INORGANIC ANALYSIS DATA SHEET

EPA Sample No.

EPAFMC-SW-03R

Lab Name: Spectrum Analytical, Inc. Contract: OTIE-Five Mile Creek / Site 1392

Lab Code : PEL Case No.: SAS No: SDG No.: 3505892

Matrix: WATER Lab Sample ID: 350589203

Level:(low/med) LOW Date Received: 4/27/2012

PercentSolids: 0 Station ID: EPAFMC11

CONCENTRATION UNITS: UG/L

CAS NO.	ANALYTE	Concentration	C	Q	M		MDL	RL
7440-62-2	Vanadium	0.615	J		P		0.44	10
7440-66-6	Zinc	7.05	J		P		4	20

Color Before: _____ Clarity Before: _____ Texture :_____

Color After : _____ Clarity After: _____ Artifacts:_____

Comments:

160512 1642

U.S. EPA - CLP

1

INORGANIC ANALYSIS DATA SHEET

EPA Sample No.

EPAFMC-SW-04

Lab Name: Spectrum Analytical, Inc. Contract: OTIE-Five Mile Creek / Site 1392

Lab Code : PEL Case No.: SAS No: SDG No.: 3505892

Matrix: WATER Lab Sample ID: 350589204

Level:(low/med) LOW Date Received: 4/27/2012

PercentSolids: 0 Station ID: EPAFMC28

CONCENTRATION UNITS: UG/L

CAS NO.	ANALYTE	Concentration	C	Q	M		MDL	RL
7429-90-5	Aluminum	58.9	J		P		9.3	100
7440-36-0	Antimony	3.3	U		P		3.3	10
7440-38-2	Arsenic	3.31	U		P		3.31	10
7440-39-3	Barium	30.9			P		0.22	10
7440-41-7	Beryllium	0.143	J		P		0.12	5
7440-43-9	Cadmium	0.72	U		P		0.72	5
7440-70-2	Calcium	41400			P		39	100
7440-47-3	Chromium	1.77	J		P		0.43	10
7440-48-4	Cobalt	0.37	U		P		0.37	10
7440-50-8	Copper	2.7	U		P		2.7	10
7439-89-6	Iron	64.3			P		5.5	50
7439-92-1	Lead	3.7	U		P		3.7	15
7439-95-4	Magnesium	21300			P		9.8	100
7439-96-5	Manganese	17.2			P		0.35	10
7439-97-6	Mercury	0.05	J		CV		0.037	0.2
7440-02-0	Nickel	0.93	U		P		0.93	5
7440-09-7	Potassium	795			P		71.7	500
7782-49-2	Selenium	4.1	U		P		4.1	20
7440-22-4	Silver	0.52	U		P		0.52	10
7440-23-5	Sodium	2830			P		180	300
7440-28-0	Thallium	0.34	U		F		0.34	2

Color Before: _____ Clarity Before: _____ Texture :_____

Color After : _____ Clarity After: _____ Artifacts:_____

Comments:

160512 1642

U.S. EPA - CLP

1

INORGANIC ANALYSIS DATA SHEET

EPA Sample No.

EPAFMC-SW-04

Lab Name: Spectrum Analytical, Inc. Contract: OTIE-Five Mile Creek / Site 1392

Lab Code : PEL Case No.: SAS No: SDG No.: 3505892

Matrix: WATER Lab Sample ID: 350589204

Level:(low/med) LOW Date Received: 4/27/2012

PercentSolids: 0 Station ID: EPAFMC28

CONCENTRATION UNITS: UG/L

CAS NO.	ANALYTE	Concentration	C	Q	M		MDL	RL
7440-62-2	Vanadium	0.66	J		P		0.44	10
7440-66-6	Zinc	4.09	J		P		4	20

Color Before: _____ Clarity Before: _____ Texture :_____

Color After : _____ Clarity After: _____ Artifacts:_____

Comments:

160512 1642

U.S. EPA - CLP

1

INORGANIC ANALYSIS DATA SHEET

EPA Sample No.

EPAFMC-PB-01

Lab Name: Spectrum Analytical, Inc. Contract: OTIE-Five Mile Creek / Site 1392

Lab Code : PEL Case No.: SAS No: SDG No.: 3505892

Matrix: WATER Lab Sample ID: 350589205

Level:(low/med) LOW Date Received: 4/27/2012

PercentSolids: 0 Station ID: R4DART

CONCENTRATION UNITS: UG/L

CAS NO.	ANALYTE	Concentration	C	Q	M		MDL	RL
7429-90-5	Aluminum	9.3	U		P		9.3	100
7440-36-0	Antimony	3.3	U		P		3.3	10
7440-38-2	Arsenic	3.31	U		P		3.31	10
7440-39-3	Barium	0.22	U		P		0.22	10
7440-41-7	Beryllium	0.129	J		P		0.12	5
7440-43-9	Cadmium	0.72	U		P		0.72	5
7440-70-2	Calcium	120			P		39	100
7440-47-3	Chromium	0.43	U		P		0.43	10
7440-48-4	Cobalt	0.37	U		P		0.37	10
7440-50-8	Copper	2.7	U		P		2.7	10
7439-89-6	Iron	5.5	U		P		5.5	50
7439-92-1	Lead	3.7	U		P		3.7	15
7439-95-4	Magnesium	9.8	U		P		9.8	100
7439-96-5	Manganese	2.79	J		P		0.35	10
7439-97-6	Mercury	0.0527	J		CV		0.037	0.2
7440-02-0	Nickel	0.93	U		P		0.93	5
7440-09-7	Potassium	71.7	U		P		71.7	500
7782-49-2	Selenium	4.1	U		P		4.1	20
7440-22-4	Silver	0.52	U		P		0.52	10
7440-23-5	Sodium	180	U		P		180	300
7440-28-0	Thallium	0.34	U		F		0.34	2

Color Before: _____ Clarity Before: _____ Texture :_____

Color After : _____ Clarity After: _____ Artifacts:_____

Comments:

160512 1642

U.S. EPA - CLP

1

INORGANIC ANALYSIS DATA SHEET

EPA Sample No.

EPAFMC-PB-01

Lab Name: Spectrum Analytical, Inc. Contract: OTIE-Five Mile Creek / Site 1392

Lab Code : PEL Case No.: SAS No: SDG No.: 3505892

Matrix: WATER Lab Sample ID: 350589205

Level:(low/med) LOW Date Received: 4/27/2012

PercentSolids: 0 Station ID: R4DART

CONCENTRATION UNITS: UG/L

CAS NO.	ANALYTE	Concentration	C	Q	M		MDL	RL
7440-62-2	Vanadium	0.44	U		P		0.44	10
7440-66-6	Zinc	4	U		P		4	20

Color Before: _____ Clarity Before: _____ Texture :_____

Color After : _____ Clarity After: _____ Artifacts:_____

Comments:

160512 1642

Metals Inorganic QC Summary Data

160512 1642

U.S. EPA - CLP

1

INORGANIC ANALYSIS DATA SHEET

EPA Sample No.

128354MB

Lab Name: Spectrum Analytical, Inc. Contract: OTIE-Five Mile Creek / Site 1392

Lab Code : PEL Case No.: SAS No: SDG No.: 3505892

Matrix: WATER Lab Sample ID: 128354MB

Level:(low/med) LOW Date Received: 4/30/2012

PercentSolids: 0 Station ID:

CONCENTRATION UNITS: UG/L

CAS NO.	ANALYTE	Concentration	C	Q	M		MDL	RL
7440-28-0	Thallium	0.34	U		F		0.34	2

Color Before: _____ Clarity Before: _____ Texture :_____

Color After : _____ Clarity After: _____ Artifacts:_____

Comments:

160512 1642

U.S. EPA - CLP

1

INORGANIC ANALYSIS DATA SHEET

EPA Sample No.

128391MB

Lab Name: Spectrum Analytical, Inc. Contract: OTIE-Five Mile Creek / Site 1392

Lab Code : PEL Case No.: SAS No: SDG No.: 3505892

Matrix: SOIL Lab Sample ID: 128391MB

Level:(low/med) LOW Date Received: 5/1/2012

PercentSolids: 100 Station ID:

CONCENTRATION UNITS: MG/KG

CAS NO.	ANALYTE	Concentration	C	Q	M		MDL	RL
7439-97-6	Mercury	0.0036	U		CV		0.0036	0.0194

Color Before: _____ Clarity Before: _____ Texture :_____

Color After : _____ Clarity After: _____ Artifacts:_____

Comments:

160512 1642

U.S. EPA - CLP

1

INORGANIC ANALYSIS DATA SHEET

EPA Sample No.

128584MB

Lab Name: Spectrum Analytical, Inc. Contract: OTIE-Five Mile Creek / Site 1392

Lab Code : PEL Case No.: SAS No: SDG No.: 3505892

Matrix: WATER Lab Sample ID: 128584MB

Level:(low/med) LOW Date Received: 5/1/2012

PercentSolids: 0 Station ID:

CONCENTRATION UNITS: UG/L

CAS NO.	ANALYTE	Concentration	C	Q	M		MDL	RL
7439-97-6	Mercury	0.0464	J		CV		0.037	0.2

Color Before: _____ Clarity Before: _____ Texture :_____

Color After : _____ Clarity After: _____ Artifacts:_____

Comments:

160512 1642

U.S. EPA - CLP

1

INORGANIC ANALYSIS DATA SHEET

EPA Sample No.

128613MB

Lab Name: Spectrum Analytical, Inc. Contract: OTIE-Five Mile Creek / Site 1392

Lab Code : PEL Case No.: SAS No: SDG No.: 3505892

Matrix: SOIL Lab Sample ID: 128613MB

Level:(low/med) LOW Date Received: 5/1/2012

PercentSolids: 100 Station ID:

CONCENTRATION UNITS: MG/KG

CAS NO.	ANALYTE	Concentration	C	Q	M		MDL	RL
7429-90-5	Aluminum	1.89	U		P		1.89	9.96
7440-36-0	Antimony	0.239	U		P		0.239	0.996
7440-38-2	Arsenic	0.498	U		P		0.498	0.996
7440-39-3	Barium	0.159	U		P		0.159	0.498
7440-41-7	Beryllium	0.159	U		P		0.159	0.498
7440-43-9	Cadmium	0.0498	U		P		0.0498	0.498
7440-70-2	Calcium	6.44	J		P		3.29	9.96
7440-47-3	Chromium	0.159	U		P		0.159	0.498
7440-48-4	Cobalt	0.0498	U		P		0.0498	0.498
7440-50-8	Copper	0.159	U		P		0.159	0.498
7439-89-6	Iron	0.686	J		P		0.598	4.98
7439-92-1	Lead	0.339	U		P		0.339	0.797
7439-95-4	Magnesium	2.89	U		P		2.89	9.96
7439-96-5	Manganese	0.159	U		P		0.159	0.498
7440-02-0	Nickel	0.159	U		P		0.159	0.498
7440-09-7	Potassium	4.98	U		P		4.98	49.8
7782-49-2	Selenium	0.497	J		P		0.398	1.99
7440-22-4	Silver	0.159	U		P		0.159	0.498
7440-23-5	Sodium	9.96	U		P		9.96	29.9
7440-28-0	Thallium	0.354	J		P		0.339	0.996
7440-62-2	Vanadium	0.159	U		P		0.159	0.498

Color Before: _____ Clarity Before: _____ Texture :_____

Color After : _____ Clarity After: _____ Artifacts:_____

Comments:

160512 1642

U.S. EPA - CLP

1

INORGANIC ANALYSIS DATA SHEET

EPA Sample No.

128613MB

Lab Name: Spectrum Analytical, Inc. Contract: OTIE-Five Mile Creek / Site 1392

Lab Code : PEL Case No.: SAS No: SDG No.: 3505892

Matrix: SOIL Lab Sample ID: 128613MB

Level:(low/med) LOW Date Received: 5/1/2012

PercentSolids: 100 Station ID:

CONCENTRATION UNITS: MG/KG

CAS NO.	ANALYTE	Concentration	C	Q	M		MDL	RL
7440-66-6	Zinc	0.329	U		P		0.329	0.996

Color Before: _____ Clarity Before: _____ Texture :_____

Color After : _____ Clarity After: _____ Artifacts:_____

Comments:

160512 1642

U.S. EPA - CLP

1

INORGANIC ANALYSIS DATA SHEET

EPA Sample No.

129086MB

Lab Name: Spectrum Analytical, Inc. Contract: OTIE-Five Mile Creek / Site 1392

Lab Code : PEL Case No.: SAS No: SDG No.: 3505892

Matrix: WATER Lab Sample ID: 129086MB

Level:(low/med) LOW Date Received: 5/3/2012

PercentSolids: 0 Station ID:

CONCENTRATION UNITS: UG/L

CAS NO.	ANALYTE	Concentration	C	Q	M		MDL	RL
7429-90-5	Aluminum	9.3	U		P		9.3	100
7440-36-0	Antimony	3.3	U		P		3.3	10
7440-38-2	Arsenic	3.31	U		P		3.31	10
7440-39-3	Barium	0.22	U		P		0.22	10
7440-41-7	Beryllium	0.12	U		P		0.12	5
7440-43-9	Cadmium	0.72	U		P		0.72	5
7440-70-2	Calcium	39	U		P		39	100
7440-47-3	Chromium	0.684	J		P		0.43	10
7440-48-4	Cobalt	0.37	U		P		0.37	10
7440-50-8	Copper	2.7	U		P		2.7	10
7439-89-6	Iron	27.6	J		P		5.5	50
7439-92-1	Lead	3.7	U		P		3.7	15
7439-95-4	Magnesium	9.8	U		P		9.8	100
7439-96-5	Manganese	3.65	J		P		0.35	10
7440-02-0	Nickel	0.93	U		P		0.93	5
7440-09-7	Potassium	71.7	U		P		71.7	500
7782-49-2	Selenium	4.1	U		P		4.1	20
7440-22-4	Silver	0.52	U		P		0.52	10
7440-23-5	Sodium	180	U		P		180	300
7440-62-2	Vanadium	0.44	U		P		0.44	10
7440-66-6	Zinc	4	U		P		4	20

Color Before: _____ Clarity Before: _____ Texture :_____

Color After : _____ Clarity After: _____ Artifacts:_____

Comments:

160512 1642

U.S. EPA - CLP

2A

INITIAL AND CONTINUING CALIBRATION VERIFICATION

Lab Name: Spectrum Analytical, Inc. Contract: OTIE-Five Mile Creek / Site 1392

Lab Code : PEL Case No. SAS No: SDG No.: 3505892

Initial Calibration Source: 45799
45812
45433

Continuing Calibration Source: 45798
44195
45624

Concentration Units: (ug/L)

Analyte	Initial Calibration			Continuing Calibration					
	True	Found	%R (1)	True	Found	%R (1)	Found	%R (1)	M
Aluminum	40000	40100.000	100.2	25000	25700.000	102.8	24900.000	99.6	P
Antimony	400	384.000	96.0	500	492.000	98.4	486.000	97.2	P
Arsenic	400	408.000	102.0	500	512.000	102.4	510.000	102.0	P
Barium	1200	1170.000	97.5	500	508.000	101.6	498.000	99.6	P
Beryllium	400	420.000	105.0	500	516.000	103.2	507.000	101.4	P
Cadmium	400	401.000	100.2	500	502.000	100.4	496.000	99.2	P
Calcium	40000	40400.000	101.0	25000	25800.000	103.2	25000.000	100.0	P
Chromium	400	398.000	99.5	500	504.000	100.8	495.000	99.0	P
Cobalt	400	397.000	99.2	500	509.000	101.8	497.000	99.4	P
Copper	400	394.000	98.5	500	493.000	98.6	487.000	97.4	P
Iron	40000	40700.000	101.8	40000	42000.000	105.0	40800.000	102.0	P
Lead	400	407.000	101.8	500	514.000	102.8	510.000	102.0	P
Magnesium	40000	40400.000	101.0	25000	26200.000	104.8	25600.000	102.4	P
Manganese	400	408.000	102.0	500	507.000	101.4	500.000	100.0	P
Mercury	3	2.870	95.7	5	4.660	93.2	4.840	96.8	CV
Nickel	400	405.000	101.2	500	507.000	101.4	504.000	100.8	P
Potassium	40000	40400.000	101.0	25000	25400.000	101.6	25000.000	100.0	P
Selenium	400	389.000	97.2	500	490.000	98.0	482.000	96.4	P
Silver	160	155.000	96.9	500	507.000	101.4	494.000	98.8	P
Sodium	40000	40400.000	101.0	25000	25700.000	102.8	25400.000	101.6	P
Thallium	400	402.000	100.5	500	513.000	102.6	509.000	101.8	P
Thallium	25	25.200	100.8	25	24.800	99.2	23.900	95.6	F
Vanadium	400	408.000	102.0	500	517.000	103.4	500.000	100.0	P
Zinc	400	407.000	101.8	500	510.000	102.0	504.000	100.8	P

(1) Control Limits: Mercury 80-120; Cyanide 85-115; Other Metals 90-110

ICV is Second Source

160512 1642

U.S. EPA - CLP

2A

INITIAL AND CONTINUING CALIBRATION VERIFICATION

Lab Name: Spectrum Analytical, Inc. Contract: OTIE-Five Mile Creek / Site 1392

Lab Code : PEL Case No. SAS No: SDG No.: 3505892

ICV IDs: CV= ICV1075830, F= ICV1078927, P= ICV1076958

CCV1 IDs: CV= CCV1075832, F= CCV1078930, P= CCV1076963

CCV2 IDs: CV= CCV1075841, F= CCV1078942, P= CCV1076975

(1) Control Limits: Mercury 80-120; Cyanide 85-115; Other Metals 90-110

ICV is Second Source

160512 1642

U.S. EPA - CLP

2A

INITIAL AND CONTINUING CALIBRATION VERIFICATION

Lab Name: Spectrum Analytical, Inc. Contract: OTIE-Five Mile Creek / Site 1392

Lab Code : PEL Case No. SAS No: SDG No.: 3505892

Initial Calibration Source: 45799

Continuing Calibration Source: 45798
44195
45624

Concentration Units: (ug/L)

Analyte	Initial Calibration			Continuing Calibration					
	True	Found	%R (1)	True	Found	%R (1)	Found	%R (1)	M
Aluminum				25000	25100.000	100.4	24800.000	99.2	P
Antimony				500	493.000	98.6	492.000	98.4	P
Arsenic				500	517.000	103.4	510.000	102.0	P
Barium				500	510.000	102.0	507.000	101.4	P
Beryllium				500	508.000	101.6	503.000	100.6	P
Cadmium				500	501.000	100.2	493.000	98.6	P
Calcium				25000	25300.000	101.2	24900.000	99.6	P
Chromium				500	508.000	101.6	502.000	100.4	P
Cobalt				500	509.000	101.8	506.000	101.2	P
Copper				500	492.000	98.4	487.000	97.4	P
Iron				40000	41300.000	103.2	40900.000	102.2	P
Lead				500	516.000	103.2	507.000	101.4	P
Magnesium				25000	26000.000	104.0	25600.000	102.4	P
Manganese				500	503.000	100.6	498.000	99.6	P
Mercury	3	3.110	103.7	5	4.980	99.6	5.090	101.8	CV
Nickel				500	509.000	101.8	503.000	100.6	P
Potassium				25000	25200.000	100.8	24900.000	99.6	P
Selenium				500	486.000	97.2	475.000	95.0	P
Silver				500	509.000	101.8	510.000	102.0	P
Sodium				25000	25500.000	102.0	25300.000	101.2	P
Thallium				500	513.000	102.6	507.000	101.4	P
Thallium				25	23.700	94.8			F
Vanadium				500	516.000	103.2	518.000	103.6	P
Zinc				500	513.000	102.6	509.000	101.8	P

(1) Control Limits: Mercury 80-120; Cyanide 85-115; Other Metals 90-110

ICV is Second Source

160512 1642

U.S. EPA - CLP

2A

INITIAL AND CONTINUING CALIBRATION VERIFICATION

Lab Name: Spectrum Analytical, Inc. Contract: OTIE-Five Mile Creek / Site 1392

Lab Code : PEL Case No. SAS No: SDG No.: 3505892

ICV IDs: CV= ICV1075797

CCV1 IDs: CV= CCV1075850, F= CCV1078948, P= CCV1076987

CCV2 IDs: CV= CCV1075799, P= CCV1077428

(1) Control Limits: Mercury 80-120; Cyanide 85-115; Other Metals 90-110

ICV is Second Source

160512 1642

U.S. EPA - CLP

2A

INITIAL AND CONTINUING CALIBRATION VERIFICATION

Lab Name: Spectrum Analytical, Inc. Contract: OTIE-Five Mile Creek / Site 1392

Lab Code : PEL Case No. SAS No: SDG No.: 3505892

Initial Calibration Source:

Continuing Calibration Source: 45798
45624

Concentration Units: (ug/L)

Analyte	Initial Calibration			Continuing Calibration					
	True	Found	%R (1)	True	Found	%R (1)	Found	%R (1)	M
Aluminum				25000	25100.000	100.4	24400.000	97.6	P
Antimony				500	499.000	99.8	486.000	97.2	P
Arsenic				500	521.000	104.2	506.000	101.2	P
Barium				500	515.000	103.0	499.000	99.8	P
Beryllium				500	502.000	100.4	489.000	97.8	P
Cadmium				500	498.000	99.6	485.000	97.0	P
Calcium				25000	25200.000	100.8	24700.000	98.8	P
Chromium				500	511.000	102.2	492.000	98.4	P
Cobalt				500	510.000	102.0	496.000	99.2	P
Copper				500	490.000	98.0	477.000	95.4	P
Iron				40000	41600.000	104.0	40600.000	101.5	P
Lead				500	521.000	104.2	503.000	100.6	P
Magnesium				25000	25700.000	102.8	25300.000	101.2	P
Manganese				500	498.000	99.6	486.000	97.2	P
Mercury				5	5.140	102.8	5.120	102.4	CV
Nickel				500	510.000	102.0	496.000	99.2	P
Potassium				25000	25500.000	102.0	24800.000	99.2	P
Selenium				500	483.000	96.6	471.000	94.2	P
Silver				500	517.000	103.4	501.000	100.2	P
Sodium				25000	25800.000	103.2	25200.000	100.8	P
Thallium				500	517.000	103.4	500.000	100.0	P
Thallium									F
Vanadium				500	527.000	105.4	510.000	102.0	P
Zinc				500	516.000	103.2	504.000	100.8	P

(1) Control Limits: Mercury 80-120; Cyanide 85-115; Other Metals 90-110

ICV is Second Source

160512 1642

U.S. EPA - CLP

2A

INITIAL AND CONTINUING CALIBRATION VERIFICATION

Lab Name: Spectrum Analytical, Inc. Contract: OTIE-Five Mile Creek / Site 1392

Lab Code : PEL Case No. SAS No: SDG No.: 3505892

ICV IDs:

CCV1 IDs: CV= CCV1075811, P= CCV1077440

CCV2 IDs: CV= CCV1075816, P= CCV1077453

(1) Control Limits: Mercury 80-120; Cyanide 85-115; Other Metals 90-110

ICV is Second Source

160512 1642

U.S. EPA - CLP

2A

INITIAL AND CONTINUING CALIBRATION VERIFICATION

Lab Name: Spectrum Analytical, Inc. Contract: OTIE-Five Mile Creek / Site 1392

Lab Code : PEL Case No. SAS No: SDG No.: 3505892

Initial Calibration Source:

Continuing Calibration Source: 45624

Concentration Units: (ug/L)

Analyte	Initial Calibration			Continuing Calibration					
	True	Found	%R (1)	True	Found	%R (1)	Found	%R (1)	M
Aluminum				25000	24800.000	99.2			P
Antimony				500	497.000	99.4			P
Arsenic				500	516.000	103.2			P
Barium				500	514.000	102.8			P
Beryllium				500	503.000	100.6			P
Cadmium				500	495.000	99.0			P
Calcium				25000	25100.000	100.4			P
Chromium				500	511.000	102.2			P
Cobalt				500	513.000	102.6			P
Copper				500	491.000	98.2			P
Iron				40000	41200.000	103.0			P
Lead				500	516.000	103.2			P
Magnesium				25000	25800.000	103.2			P
Manganese				500	497.000	99.4			P
Mercury									CV
Nickel				500	509.000	101.8			P
Potassium				25000	25200.000	100.8			P
Selenium				500	490.000	98.0			P
Silver				500	518.000	103.6			P
Sodium				25000	25600.000	102.4			P
Thallium				500	516.000	103.2			P
Thallium									F
Vanadium				500	528.000	105.6			P
Zinc				500	519.000	103.8			P

(1) Control Limits: Mercury 80-120; Cyanide 85-115; Other Metals 90-110

ICV is Second Source

160512 1642

U.S. EPA - CLP

2A

INITIAL AND CONTINUING CALIBRATION VERIFICATION

Lab Name: Spectrum Analytical, Inc. Contract: OTIE-Five Mile Creek / Site 1392

Lab Code : PEL Case No. SAS No: SDG No.: 3505892

ICV IDs:

CCV1 IDs: P= CCV1077465

CCV2 IDs:

(1) Control Limits: Mercury 80-120; Cyanide 85-115; Other Metals 90-110

ICV is Second Source

160512 1642

U.S. EPA - CLP

3

BLANKS

Lab Name: Spectrum Analytical, Inc. Contract: OTIE-Five Mile Creek / Site 1392

Lab Code : PEL Case No. SAS No: SDG No.: 3505892

Preparation Blank Matrix (water/soil): SOIL

Preparation Blank Concentration Units (ug/L or mg/Kg): MG/KG

Analyte	Initial Calib. Blank (ug/L)	C	Continuing Calibration Blank (ug/L)	C		C		C	Prepa-ration Blank	C	M
Aluminum	9.3	U	19.3	J	9.3	U	15.4	J	1.89	U	P
Antimony	3.3	U	3.3	U	3.3	U	3.3	U	0.239	U	P
Arsenic	3.31	U	3.31	U	3.31	U	3.31	U	0.498	U	P
Barium	0.22	U	0.22	U	0.22	U	0.273	J	0.159	U	P
Beryllium	0.194	J	0.147	J	0.153	J	0.198	J	0.159	U	P
Cadmium	0.72	U	0.72	U	0.72	U	0.72	U	0.0498	U	P
Calcium	39	U	39	U	39	U	39	U	6.44	J	P
Chromium	0.485	J	0.43	U	0.43	U	0.6	J	0.159	U	P
Cobalt	0.431	J	0.37	U	0.37	U	0.37	U	0.0498	U	P
Copper	2.7	U	2.7	U	2.7	U	2.7	U	0.159	U	P
Iron	13.6	J	22.7	J	6.58	J	15.2	J	0.686	J	P
Lead	3.7	U	3.7	U	3.7	U	3.7	U	0.339	U	P
Magnesium	9.8	U	19.6	J	9.8	U	9.8	U	2.89	U	P
Manganese	0.35	U	0.35	U	0.35	U	0.35	U	0.159	U	P
Mercury	0.0628	J	0.0606	J	0.0573	J	0.0561	J	0.0036	U	CV
Nickel	0.93	U	0.93	U	0.93	U	0.93	U	0.159	U	P
Potassium	71.7	U	71.7	U	71.7	U	71.7	U	4.98	U	P
Selenium	4.1	U	4.1	U	4.1	U	4.1	U	0.497	J	P
Silver	0.52	U	0.52	U	0.52	U	0.52	U	0.159	U	P
Sodium	180	U	180	U	180	U	180	U	9.96	U	P
Thallium	0.34	U	0.34	U	0.34	U	0.34	U			F
Thallium	3.414	U	3.414	U	3.414	U	3.414	U	0.354	J	P
Vanadium	0.44	U	0.44	U	0.44	U	0.44	U	0.159	U	P
Zinc	4	U	4	U	4	U	4	U	0.329	U	P

160512 1642

U.S. EPA - CLP

3

BLANKS

Lab Name: Spectrum Analytical, Inc. Contract: OTIE-Five Mile Creek / Site 1392

Lab Code : PEL Case No. SAS No: SDG No.: 3505892

ICB IDs: CV= ICB1075831, F= ICB1078928, P= ICB1076959

CCB1 IDs: CV= CCB1075833, F= CCB1078931, P= CCB1076964

CCB2 IDs: CV= CCB1075842, F= CCB1078943, P= CCB1076976

CCB3 IDs: CV= CCB1075851, F= CCB1078949, P= CCB1076988

160512 1642

U.S. EPA - CLP

3

BLANKS

Lab Name: Spectrum Analytical, Inc. Contract: OTIE-Five Mile Creek / Site 1392

Lab Code : PEL Case No. SAS No: SDG No.: 3505892

Preparation Blank Matrix (water/soil): WATER

Preparation Blank Concentration Units (ug/L or mg/Kg): UG/L

Analyte	Initial Calib. Blank (ug/L)	C	Continuing Calibration Blank (ug/L)	C		C		C	Prepa-ration Blank	C	M
Aluminum			9.3	U	29.4	J	11.8	J	9.3	U	P
Antimony			3.3	U	3.3	U	3.3	U	3.3	U	P
Arsenic			3.31	U	3.57	J	3.31	U	3.31	U	P
Barium			0.22	U	0.414	J	0.258	J	0.22	U	P
Beryllium			0.153	J	0.308	J	0.209	J	0.12	U	P
Cadmium			0.72	U	0.72	U	0.72	U	0.72	U	P
Calcium			39	U	39	U	39	U	39	U	P
Chromium			0.6	J	0.528	J	0.43	U	0.684	J	P
Cobalt			0.37	U	0.476	J	0.37	U	0.37	U	P
Copper			2.7	U	2.7	U	2.7	U	2.7	U	P
Iron			5.5	U	27.5	J	9.92	J	27.6	J	P
Lead			3.7	U	3.7	U	3.7	U	3.7	U	P
Magnesium			9.8	U	12	J	9.8	U	9.8	U	P
Manganese			0.35	U	0.35	U	0.35	U	3.65	J	P
Mercury	0.0428	J	0.0472	J	0.037	U	0.037	U	0.0464	J	CV
Nickel			0.93	U	0.93	U	0.93	U	0.93	U	P
Potassium			71.7	U	71.7	U	71.7	U	71.7	U	P
Selenium			4.1	U	5.49	J	6.52	J	4.1	U	P
Silver			0.52	U	0.52	U	0.52	U	0.52	U	P
Sodium			180	U	180	U	180	U	180	U	P
Thallium			3.414	U	3.414	U	3.414	U			P
Thallium									0.34	U	F
Vanadium			0.44	U	0.44	U	0.44	U	0.44	U	P
Zinc			4	U	4	U	4	U	4	U	P

160512 1642

U.S. EPA - CLP

3

BLANKS

Lab Name: Spectrum Analytical, Inc. Contract: OTIE-Five Mile Creek / Site 1392

Lab Code : PEL Case No. SAS No: SDG No.: 3505892

ICB IDs: CV= ICB1075798

CCB1 IDs: CV= CCB1075800, P= CCB1077429

CCB2 IDs: CV= CCB1075812, P= CCB1077441

CCB3 IDs: CV= CCB1075817, P= CCB1077442

160512 1642

U.S. EPA - CLP

3

BLANKS

Lab Name: Spectrum Analytical, Inc. Contract: OTIE-Five Mile Creek / Site 1392

Lab Code : PEL Case No. SAS No: SDG No.: 3505892

Preparation Blank Matrix (water/soil):

Preparation Blank Concentration Units (ug/L or mg/Kg):

Analyte	Initial Calib. Blank (ug/L)	C	Continuing Calibration Blank (ug/L)	C		C		C	Prepa-ration Blank	C	M
Aluminum			9.3	U	9.3	U					P
Antimony			3.3	U	3.3	U					P
Arsenic			3.31	U	3.31	U					P
Barium			0.22	U	0.22	U					P
Beryllium			0.26	J	0.254	J					P
Cadmium			0.72	U	0.72	U					P
Calcium			39	U	39	U					P
Chromium			0.43	U	0.431	J					P
Cobalt			0.37	U	0.37	U					P
Copper			2.7	U	2.7	U					P
Iron			11	J	11.7	J					P
Lead			3.7	U	3.7	U					P
Magnesium			9.8	U	9.8	U					P
Manganese			0.35	U	0.35	U					P
Mercury											CV
Nickel			0.93	U	0.93	U					P
Potassium			71.7	U	71.7	U					P
Selenium			4.1	U	4.61	J					P
Silver			0.52	U	0.529	J					P
Sodium			180	U	180	U					P
Thallium											F
Thallium			3.414	U	3.414	U					P
Vanadium			0.44	U	0.44	U					P
Zinc			4	U	4	U					P

160512 1642

U.S. EPA - CLP

3

BLANKS

Lab Name: Spectrum Analytical, Inc. Contract: OTIE-Five Mile Creek / Site 1392

Lab Code : PEL Case No. SAS No: SDG No.: 3505892

ICB IDs:

CCB1 IDs: P= CCB1077454

CCB2 IDs: P= CCB1077466

CCB3 IDs:

160512 1642

U.S. EPA - CLP

4

ICP INTERFERENCE CHECK SAMPLE

Lab Name: Spectrum Analytical, Inc. Contract: OTIE-Five Mile Creek / Site 1392

Lab Code : PEL Case No.: SAS No: SDG No.: 3505892

ICP ID#: ICAP2 ICSA Source: 45241

ICSAB Source: 45248

Concentration Units: UG/L

Analyte	True Sol. A	True Sol. AB	Initial Found Sol. A	Initial Found Sol. AB	Initial Found %R	Final Found Sol. A	Final Found Sol. AB	Final Found %R
Aluminum	250000	250000	256353.184	250718.763	100.3			
Antimony	0	600	-0.044	585.332	97.6			
Arsenic	0	100	6.473	108.854	108.9			
Barium	0	500	-0.153	486.191	97.2			
Beryllium	0	500	0.103	515.455	103.1			
Cadmium	0	1000	-0.08	928.378	92.8			
Calcium	250000	250000	248687.339	245200.537	98.1			
Chromium	0	500	0.064	478.262	95.7			
Cobalt	0	500	-0.218	466.828	93.4			
Copper	0	500	-1.257	502.946	100.6			
Iron	225000	225000	217429.924	214066.177	95.1			
Lead	0	50	4.035	54.149	108.3			
Magnesium	250000	250000	254380.31	245407.545	98.2			
Manganese	0	500	0.062	483.131	96.6			
Nickel	0	1000	-1.1	943.232	94.3			
Potassium	0	0	-61.885					
Selenium	0	50	6.549	40.357	80.7			
Silver	0	200	-0.032	197.38	98.7			
Sodium	0	0	15.949					
Thallium	0	100	-0.812	89.213	89.2			
Vanadium	0	500	0.015	500.982	100.2			
Zinc	0	1000	0.523	929.603	93.0			

ICSA: ICS1076961

ICSAB: ICS1076962

160512 1642

U.S. EPA - CLP

5B

POST DIGEST SPIKE SAMPLE RECOVERY

EPA Sample No.

350586402A

Lab Name: Spectrum Analytical, Inc. Contract: OTIE-Five Mile Creek / Site 1

Lab Code : PEL Case No.: SAS No: SDG No.: 3505892

Matrix: Water Level:(low/med) LOW

Concentration Units (ug/L or mg/kg): ug/L

Analyte	Control Limit %R	Spiked Sample	C	Sample Result (SR)	C	Spike Added (SA)	%R	Q	M
Mercury	80 - 120	3.02		0.05	J	3	99.0		CV
Thallium	80 - 120	12.80		-0.15	U	12.5	102.3		F

Comments:

160512 1642

U.S. EPA - CLP

5B

POST DIGEST SPIKE SAMPLE RECOVERY

EPA Sample No.

350588801A

Lab Name: Spectrum Analytical, Inc. Contract: OTIE-Five Mile Creek / Site 1

Lab Code : PEL Case No.: SAS No: SDG No.: 3505892

Matrix: Soil Level:(low/med) LOW

Concentration Units (ug/L or mg/kg): ug/L

Analyte	Control Limit %R	Spiked Sample	C	Sample Result (SR)	C	Spike Added (SA)	%R	Q	M
Aluminum	80 - 120	131000.00		85863.81		50000	90.5		P
Antimony	80 - 120	467.00			U	500	93.4		P
Arsenic	80 - 120	534.00		22.35		500	102.4		P
Barium	80 - 120	1980.00		548.17		1500	95.8		P
Beryllium	80 - 120	519.00		3.14	J	500	103.2		P
Cadmium	80 - 120	475.00			U	500	94.9		P
Calcium	80 - 120	70100.00		22261.29		50000	95.6		P
Chromium	80 - 120	581.00		88.08		500	98.6		P
Cobalt	80 - 120	516.00		21.53		500	98.9		P
Copper	80 - 120	559.00		39.82		500	103.8		P
Iron	80 - 120	90000.00		43827.72		50000	92.5		P
Lead	80 - 120	1020.00		591.57		500	85.4		P
Magnesium	80 - 120	63600.00		15541.78		50000	96.2		P
Manganese	80 - 120	808.00		337.04		500	94.2		P
Mercury	-	3.56		0.59		3	99.0		CV
Nickel	80 - 120	545.00		53.78		500	98.2		P
Potassium	80 - 120	57300.00		5841.58		50000	102.9		P
Selenium	80 - 120	508.00		4.60	J	500	100.7		P
Silver	80 - 120	199.00			U	200	99.5		P
Sodium	80 - 120	69700.00		19070.55		50000	101.4		P
Vanadium	80 - 120	652.00		133.16		500	103.7		P
Zinc	80 - 120	670.00		190.81		500	95.9		P

Comments:

160512 1642

U.S. EPA - CLP

5B

POST DIGEST SPIKE SAMPLE RECOVERY

EPA Sample No.

350589202A

Lab Name: Spectrum Analytical, Inc. Contract: OTIE-Five Mile Creek / Site 1

Lab Code : PEL Case No.: SAS No: SDG No.: 3505892

Matrix: Water Level:(low/med) LOW

Concentration Units (ug/L or mg/kg): ug/L

Analyte	Control Limit %R	Spiked Sample	C	Sample Result (SR)	C	Spike Added (SA)	%R	Q	M
Aluminum	80 - 120	52400.00		78.73	J	50000	104.6		P
Antimony	80 - 120	516.00		2.84	U	500	103.2		P
Arsenic	80 - 120	552.00		6.47	J	500	109.2		P
Barium	80 - 120	1610.00		33.77		1500	104.8		P
Beryllium	80 - 120	546.00		0.17	J	500	109.1		P
Cadmium	80 - 120	512.00		0.43	U	500	102.4		P
Calcium	80 - 120	94600.00		41727.98		50000	105.8		P
Chromium	80 - 120	538.00		1.58	J	500	107.2		P
Cobalt	80 - 120	528.00		-0.09	U	500	105.6		P
Copper	80 - 120	529.00		1.16	U	500	105.8		P
Iron	80 - 120	52800.00		126.52		50000	105.4		P
Lead	80 - 120	535.00		-0.23	U	500	107.0		P
Magnesium	80 - 120	71700.00		20391.73		50000	102.7		P
Manganese	80 - 120	585.00		60.80		500	104.8		P
Nickel	80 - 120	526.00		-0.37	U	500	105.3		P
Potassium	80 - 120	55100.00		1131.44		50000	107.9		P
Selenium	80 - 120	511.00		6.67	J	500	100.9		P
Silver	80 - 120	212.00		0.06	U	200	106.0		P
Sodium	80 - 120	78700.00		24207.35		50000	109.0		P
Vanadium	80 - 120	559.00		0.71	J	500	111.7		P
Zinc	80 - 120	541.00		5.83	J	500	107.1		P

Comments:

160512 1642

U.S. EPA - CLP

6

DUPLICATES

EPA Sample No.

128356LCSD

Lab Name: Spectrum Analytical, Inc. Contract: OTIE-Five Mile Creek / Site 139

Lab Code : PEL Case No.: SAS No: SDG No.: 3505892

Matrix: WATER Level:(low/med) LOW

% Solids for Sample: 0 % Solids for Duplicate: 0

Concentration Units (mg/L or mg/kg): ug/L

Analyte	Control Limit	Sample (S)	C	Duplicate (D)	C	RPD	Q	M
Thallium	25	23.2		23.4		0.9		F

Comments:

160512 1642

U.S. EPA - CLP

6

DUPLICATES

EPA Sample No.

128393LCSD

Lab Name: Spectrum Analytical, Inc. Contract: OTIE-Five Mile Creek / Site 139

Lab Code : PEL Case No.: SAS No: SDG No.: 3505892

Matrix: SOIL Level:(low/med) LOW

% Solids for Sample: 100 % Solids for Duplicate: 100

Concentration Units (mg/L or mg/kg): mg/Kg

Analyte	Control Limit	Sample (S)	C	Duplicate (D)	C	RPD	Q	M
Mercury	20	0.301		0.306		1.6		CV

Comments:

160512 1642

U.S. EPA - CLP

6

DUPLICATES

EPA Sample No.

128586LCSD

Lab Name: Spectrum Analytical, Inc. Contract: OTIE-Five Mile Creek / Site 139

Lab Code : PEL Case No.: SAS No: SDG No.: 3505892

Matrix: WATER Level:(low/med) LOW

% Solids for Sample: 0 % Solids for Duplicate: 0

Concentration Units (mg/L or mg/kg): ug/L

Analyte	Control Limit	Sample (S)	C	Duplicate (D)	C	RPD	Q	M
Mercury	20	2.88		2.79		3.2		CV

Comments:

160512 1642

U.S. EPA - CLP

6

DUPLICATES

EPA Sample No.

128615LCSD

Lab Name: Spectrum Analytical, Inc. Contract: OTIE-Five Mile Creek / Site 139

Lab Code : PEL Case No.: SAS No: SDG No.: 3505892

Matrix: SOIL Level:(low/med) LOW

% Solids for Sample: 100 % Solids for Duplicate: 100

Concentration Units (mg/L or mg/kg): mg/Kg

Analyte	Control Limit	Sample (S)	C	Duplicate (D)	C	RPD	Q	M
Aluminum	20	5030		4940		1.8		P
Antimony	20	49.3		48.2		2.3		P
Arsenic	20	51.4		50.7		1.4		P
Barium	20	150		147		2.0		P
Beryllium	20	50.4		49.8		1.2		P
Cadmium	20	48.1		47.4		1.5		P
Calcium	20	5050		4980		1.4		P
Chromium	20	50.4		49.5		1.8		P
Cobalt	20	49.3		48.5		1.6		P
Copper	20	49.6		48.9		1.4		P
Iron	20	5120		5050		1.4		P
Lead	20	50.4		49.5		1.8		P
Magnesium	20	5000		4880		2.4		P
Manganese	20	50		49.5		1.0		P
Nickel	20	49.5		48.7		1.6		P
Potassium	20	5120		5040		1.6		P
Selenium	20	46.2		44.9		2.9		P
Silver	20	19.2		19		1.0		P
Sodium	20	5140		5080		1.2		P
Thallium	20	48.9		48.6		0.6		P
Vanadium	20	53		52		1.9		P
Zinc	20	49.9		49.1		1.6		P

Comments:

160512 1642

U.S. EPA - CLP

6

DUPLICATES

EPA Sample No.

129088LCSD

Lab Name: Spectrum Analytical, Inc. Contract: OTIE-Five Mile Creek / Site 139

Lab Code : PEL Case No.: SAS No: SDG No.: 3505892

Matrix: WATER Level:(low/med) LOW

% Solids for Sample: 0 % Solids for Duplicate: 0

Concentration Units (mg/L or mg/kg): ug/L

Analyte	Control Limit	Sample (S)	C	Duplicate (D)	C	RPD	Q	M
Aluminum	20	47700		48100		0.8		P
Antimony	20	470		470		0.0		P
Arsenic	20	496		492		0.8		P
Barium	20	1430		1430		0.0		P
Beryllium	20	478		481		0.6		P
Cadmium	20	456		457		0.2		P
Calcium	20	47500		48200		1.5		P
Chromium	20	481		479		0.4		P
Cobalt	20	472		472		0.0		P
Copper	20	468		469		0.2		P
Iron	20	48300		48900		1.2		P
Lead	20	482		480		0.4		P
Magnesium	20	47400		48300		1.9		P
Manganese	20	471		482		2.3		P
Nickel	20	473		471		0.4		P
Potassium	20	48800		49200		0.8		P
Selenium	20	462		460		0.4		P
Silver	20	189		188		0.5		P
Sodium	20	48900		49500		1.2		P
Vanadium	20	502		500		0.4		P
Zinc	20	483		480		0.6		P

Comments:

160512 1642

U.S. EPA - CLP

7

LABORATORY CONTROL SAMPLE

EPA Sample No.

Lab Name: Spectrum Analytical, Inc. Contract: OTIE-Five Mile Creek / Site 1 128355LCS

Lab Code : PEL Case No.: SAS No: SDG No.: 3505892

Solid LCS Source:

Aqueous LCS Source: 45139, 45964, 45240

	Aqueous (ug/L)			Solid				
Analyte	True	Found	%R	True	Found	C	Limits	%R
Thallium	25	23.2	92.8				-	

160512 1642

U.S. EPA - CLP

7

LABORATORY CONTROL SAMPLE

EPA Sample No.

Lab Name: Spectrum Analytical, Inc. Contract: OTIE-Five Mile Creek / Site 1 128356LCSD

Lab Code : PEL Case No.: SAS No: SDG No.: 3505892

Solid LCS Source:

Aqueous LCS Source: 45139, 45964, 45240

	Aqueous (ug/L)			Solid				
Analyte	True	Found	%R	True	Found	C	Limits	%R
Thallium	25	23.4	93.6				-	

160512 1642

U.S. EPA - CLP

7

LABORATORY CONTROL SAMPLE

EPA Sample No.

Lab Name: Spectrum Analytical, Inc. Contract: OTIE-Five Mile Creek / Site 1 128392LCS

Lab Code : PEL Case No.: SAS No: SDG No.: 3505892

Solid LCS Source: 45799

Aqueous LCS Source:

	Aqueous			Solid (mg/Kg)				
Analyte	True	Found	%R	True	Found	C	Limits	%R
Mercury				0.29	0.301		80 - 120	103.8

160512 1642

U.S. EPA - CLP

7

LABORATORY CONTROL SAMPLE

EPA Sample No.

Lab Name: Spectrum Analytical, Inc. Contract: OTIE-Five Mile Creek / Site 1 128393LCSD

Lab Code : PEL Case No.: SAS No: SDG No.: 3505892

Solid LCS Source: 45799

Aqueous LCS Source:

	Aqueous			Solid (mg/Kg)				
Analyte	True	Found	%R	True	Found	C	Limits	%R
Mercury				0.293	0.306		80 - 120	104.4

160512 1642

U.S. EPA - CLP

7

LABORATORY CONTROL SAMPLE

EPA Sample No.

Lab Name: Spectrum Analytical, Inc. Contract: OTIE-Five Mile Creek / Site 1 128585LCS

Lab Code : PEL Case No.: SAS No: SDG No.: 3505892

Solid LCS Source:

Aqueous LCS Source: 45799

	Aqueous (ug/L)			Solid				
Analyte	True	Found	%R	True	Found	C	Limits	%R
Mercury	3	2.88	96.0				-	

160512 1642

U.S. EPA - CLP

7

LABORATORY CONTROL SAMPLE

EPA Sample No.

Lab Name: Spectrum Analytical, Inc. Contract: OTIE-Five Mile Creek / Site 1 128586LCSD

Lab Code : PEL Case No.: SAS No: SDG No.: 3505892

Solid LCS Source:

Aqueous LCS Source: 45799

	Aqueous (ug/L)			Solid				
Analyte	True	Found	%R	True	Found	C	Limits	%R
Mercury	3	2.79	93.0				-	

160512 1642

U.S. EPA - CLP

7

LABORATORY CONTROL SAMPLE

EPA Sample No.

Lab Name: Spectrum Analytical, Inc. Contract: OTIE-Five Mile Creek / Site 1 128614LCS

Lab Code : PEL Case No.: SAS No: SDG No.: 3505892

Solid LCS Source: 45535, 45139, 45964,

Aqueous LCS Source:

	Aqueous			Solid (mg/Kg)				
Analyte	True	Found	%R	True	Found	C	Limits	%R
Aluminum				4850	5030		80 - 120	103.7
Antimony				48.5	49.3		80 - 120	101.6
Arsenic				48.5	51.4		80 - 120	106.0
Barium				146	150		80 - 120	102.7
Beryllium				48.5	50.4		80 - 120	103.9
Cadmium				48.5	48.1		80 - 120	99.2
Calcium				4850	5050		80 - 120	104.1
Chromium				48.5	50.4		80 - 120	103.9
Cobalt				48.5	49.3		80 - 120	101.6
Copper				48.5	49.6		80 - 120	102.3
Iron				4850	5120		80 - 120	105.6
Lead				48.5	50.4		80 - 120	103.9
Magnesium				4850	5000		80 - 120	103.1
Manganese				48.5	50		80 - 120	103.1
Nickel				48.5	49.5		80 - 120	102.1
Potassium				4850	5120		80 - 120	105.6
Selenium				48.5	46.2		80 - 120	95.3
Silver				19.4	19.2		80 - 120	99.0
Sodium				4850	5140		80 - 120	106.0
Thallium				48.5	48.9		80 - 120	100.8
Vanadium				48.5	53		80 - 120	109.3
Zinc				48.5	49.9		80 - 120	102.9

160512 1642

U.S. EPA - CLP

7

LABORATORY CONTROL SAMPLE

EPA Sample No.

Lab Name: Spectrum Analytical, Inc. Contract: OTIE-Five Mile Creek / Site 1 128615LCSD

Lab Code : PEL Case No.: SAS No: SDG No.: 3505892

Solid LCS Source: 45535, 45139, 45964,

Aqueous LCS Source:

	Aqueous			Solid (mg/Kg)				
Analyte	True	Found	%R	True	Found	C	Limits	%R
Aluminum				4870	4940		80 - 120	101.4
Antimony				48.7	48.2		80 - 120	99.0
Arsenic				48.7	50.7		80 - 120	104.1
Barium				146	147		80 - 120	100.7
Beryllium				48.7	49.8		80 - 120	102.3
Cadmium				48.7	47.4		80 - 120	97.3
Calcium				4870	4980		80 - 120	102.3
Chromium				48.7	49.5		80 - 120	101.6
Cobalt				48.7	48.5		80 - 120	99.6
Copper				48.7	48.9		80 - 120	100.4
Iron				4870	5050		80 - 120	103.7
Lead				48.7	49.5		80 - 120	101.6
Magnesium				4870	4880		80 - 120	100.2
Manganese				48.7	49.5		80 - 120	101.6
Nickel				48.7	48.7		80 - 120	100.0
Potassium				4870	5040		80 - 120	103.5
Selenium				48.7	44.9		80 - 120	92.2
Silver				19.5	19		80 - 120	97.4
Sodium				4870	5080		80 - 120	104.3
Thallium				48.7	48.6		80 - 120	99.8
Vanadium				48.7	52		80 - 120	106.8
Zinc				48.7	49.1		80 - 120	100.8

160512 1642

U.S. EPA - CLP

7

LABORATORY CONTROL SAMPLE

EPA Sample No.

Lab Name: Spectrum Analytical, Inc. Contract: OTIE-Five Mile Creek / Site 1 129087LCS

Lab Code : PEL Case No.: SAS No: SDG No.: 3505892

Solid LCS Source:

Aqueous LCS Source: 45535, 45139, 44322,

	Aqueous (ug/L)			Solid				
Analyte	True	Found	%R	True	Found	C	Limits	%R
Aluminum	50000	47700	95.4				-	
Antimony	500	470	94.0				-	
Arsenic	500	496	99.2				-	
Barium	1500	1430	95.3				-	
Beryllium	500	478	95.6				-	
Cadmium	500	456	91.2				-	
Calcium	50000	47500	95.0				-	
Chromium	500	481	96.2				-	
Cobalt	500	472	94.4				-	
Copper	500	468	93.6				-	
Iron	50000	48300	96.6				-	
Lead	500	482	96.4				-	
Magnesium	50000	47400	94.8				-	
Manganese	500	471	94.2				-	
Nickel	500	473	94.6				-	
Potassium	50000	48800	97.6				-	
Selenium	500	462	92.4				-	
Silver	200	189	94.5				-	
Sodium	50000	48900	97.8				-	
Vanadium	500	502	100.4				-	
Zinc	500	483	96.6				-	

160512 1642

U.S. EPA - CLP

7

LABORATORY CONTROL SAMPLE

EPA Sample No.

Lab Name: Spectrum Analytical, Inc. Contract: OTIE-Five Mile Creek / Site 1 129088LCSD

Lab Code : PEL Case No.: SAS No: SDG No.: 3505892

Solid LCS Source:

Aqueous LCS Source: 45535, 45139, 44322,

	Aqueous (ug/L)			Solid				
Analyte	True	Found	%R	True	Found	C	Limits	%R
Aluminum	50000	48100	96.2				-	
Antimony	500	470	94.0				-	
Arsenic	500	492	98.4				-	
Barium	1500	1430	95.3				-	
Beryllium	500	481	96.2				-	
Cadmium	500	457	91.4				-	
Calcium	50000	48200	96.4				-	
Chromium	500	479	95.8				-	
Cobalt	500	472	94.4				-	
Copper	500	469	93.8				-	
Iron	50000	48900	97.8				-	
Lead	500	480	96.0				-	
Magnesium	50000	48300	96.6				-	
Manganese	500	482	96.4				-	
Nickel	500	471	94.2				-	
Potassium	50000	49200	98.4				-	
Selenium	500	460	92.0				-	
Silver	200	188	94.0				-	
Sodium	50000	49500	99.0				-	
Vanadium	500	500	100.0				-	
Zinc	500	480	96.0				-	

160512 1642

U.S. EPA - CLP

9

SERIAL DILUTIONS

EPA Sample No.

350586402L

Lab Name: Spectrum Analytical, Inc. Contract: OTIE-Five Mile Creek / Site 13

Lab Code : PEL Case No.: SAS No: SDG No.: 3505892

Matrix: Water Level:(low/med) LOW

Concentration Units (ug/L or mg/kg): ug/L

Analyte	Initial Sample Result (I)	C	Serial Dilution Result (S)	C	% Differ-ence	Q	M
Mercury	0.05	J	0.27	J	440		CV

Comments:

160512 1642

U.S. EPA - CLP

9

SERIAL DILUTIONS

EPA Sample No.

350588801L

Lab Name: Spectrum Analytical, Inc. Contract: OTIE-Five Mile Creek / Site 13

Lab Code : PEL Case No.: SAS No: SDG No.: 3505892

Matrix: Soil Level:(low/med) LOW

Concentration Units (ug/L or mg/kg): ug/L

Analyte	Initial Sample Result (I)	C	Serial Dilution Result (S)	C	% Differ-ence	Q	M
Aluminum	85863.81		84500.00		1.6		P
Antimony		U		U			P
Arsenic	22.35		34.80	J	56		P
Barium	548.17		538.00		1.8		P
Beryllium	3.14	J	3.67	J	17		P
Cadmium		U		U			P
Calcium	22261.29		22200.00		0.28		P
Chromium	88.08		88.80		0.82		P
Cobalt	21.53		20.90	J	2.9		P
Copper	39.82		40.10	J	0.70		P
Iron	43827.72		44200.00		0.85		P
Lead	591.57		589.00		0.43		P
Magnesium	15541.78		15500.00		0.27		P
Manganese	337.04		330.00		2.1		P
Mercury	0.59		0.69		17		CV
Nickel	53.78		51.70		3.9		P
Potassium	5841.58		5600.00		4.1		P
Selenium	4.60	J		U			P
Silver		U		U			P
Sodium	19070.55		18600.00		2.5		P
Vanadium	133.16		130.00		2.4		P
Zinc	190.81		200.00		4.8		P

Comments:

160512 1642

U.S. EPA - CLP

9

SERIAL DILUTIONS

EPA Sample No.

350589202L

Lab Name: Spectrum Analytical, Inc. Contract: OTIE-Five Mile Creek / Site 13

Lab Code : PEL Case No.: SAS No: SDG No.: 3505892

Matrix: Water Level:(low/med) LOW

Concentration Units (ug/L or mg/kg): ug/L

Analyte	Initial Sample Result (I)	C	Serial Dilution Result (S)	C	% Differ-ence	Q	M
Aluminum	78.73	J	140.00	J	78		P
Antimony	2.84	U	16.50	U			P
Arsenic	6.47	J	16.60	U			P
Barium	33.77		35.20	J	4.2		P
Beryllium	0.17	J	0.60	U			P
Cadmium	0.43	U	3.60	U			P
Calcium	41727.98		42800.00		2.6		P
Chromium	1.58	J	5.03	J	220		P
Cobalt	-0.09	U	1.85	U			P
Copper	1.16	U	13.50	U			P
Iron	126.52		165.00	J	30		P
Lead	-0.23	U	18.50	U			P
Magnesium	20391.73		20900.00		2.5		P
Manganese	60.80		62.50		2.8		P
Nickel	-0.37	U	4.65	U			P
Potassium	1131.44		1220.00	J	7.8		P
Selenium	6.67	J	20.50	U			P
Silver	0.06	U	2.60	U			P
Sodium	24207.35		24400.00		0.80		P
Thallium	0.20	U	1.70	U			F
Vanadium	0.71	J	2.20	U			P
Zinc	5.83	J	20.00	U			P

Comments:

160512 1642

U.S. EPA - CLP

10

METHOD DETECTION LIMITS

Lab Name: Spectrum Analytical, Inc. Contract: OTIE-Five Mile Creek / Site 1392

Lab Code : PEL Case No.: SAS No: SDG No.: 3505892

ICP ID Number : ICAP2

Furnace AA ID Number :

Analyte	Wave-length (nm)	Raw MDL (UG/L)	CRDL (mg/Kg)	MDL (mg/Kg)	Verification Date	M
Aluminum	308.215	36.062	10	1.9	1/13/2012	P
Antimony	206.836	4.5552	1	0.24	1/13/2012	P
Arsenic	188.979	9.49	1	0.5	1/13/2012	P
Barium	233.527	3.0368	0.5	0.16	1/13/2012	P
Beryllium	234.861	3.0368	0.5	0.16	1/13/2012	P
Cadmium	226.502	0.949	0.5	0.05	1/13/2012	P
Calcium	315.887	62.634	10	3.3	1/13/2012	P
Chromium	267.716	3.0368	0.5	0.16	1/13/2012	P
Cobalt	228.616	0.949	0.5	0.05	1/13/2012	P
Copper	324.752	3.0368	0.5	0.16	1/13/2012	P
Iron	259.939	11.388	5	0.6	1/13/2012	P
Lead	220.353	6.4532	0.8	0.34	1/13/2012	P
Magnesium	279.077	55.042	10	2.9	1/13/2012	P
Manganese	257.61	3.0368	0.5	0.16	1/13/2012	P
Nickel	231.604	3.0368	0.5	0.16	1/13/2012	P
Potassium	766.49	94.9	50	5	1/13/2012	P
Selenium	196.026	7.592	2	0.4	1/13/2012	P
Silver	328.068	3.0368	0.5	0.16	1/13/2012	P
Sodium	589.592	189.8	30	10	1/13/2012	P
Thallium	190.801	6.4532	1	0.34	1/13/2012	P
Vanadium	292.402	3.0368	0.5	0.16	1/13/2012	P
Zinc	206.2	6.2634	1	0.33	1/13/2012	P

Comments:

160512 1643

U.S. EPA - CLP

10

METHOD DETECTION LIMITS

Lab Name: Spectrum Analytical, Inc. Contract: OTIE-Five Mile Creek / Site 1392

Lab Code : PEL Case No.: SAS No: SDG No.: 3505892

ICP ID Number : ICAP2

Furnace AA ID Number :

Analyte	Wave-length (nm)	Raw MDL (ug/L)	CRDL (ug/L)	MDL (ug/L)	Verification Date	M
Aluminum	308.215	9.3	100	9.3	1/12/2012	P
Antimony	206.836	3.3	10	3.3	1/12/2012	P
Arsenic	188.979	3.31	10	3.31	1/12/2012	P
Barium	233.527	0.22	10	0.22	1/12/2012	P
Beryllium	234.861	0.12	5	0.12	1/12/2012	P
Cadmium	226.502	0.72	5	0.72	1/12/2012	P
Calcium	315.887	39	100	39	1/12/2012	P
Chromium	267.716	0.43	10	0.43	1/12/2012	P
Cobalt	228.616	0.37	10	0.37	1/12/2012	P
Copper	324.752	2.7	10	2.7	1/12/2012	P
Iron	259.939	5.5	50	5.5	1/12/2012	P
Lead	220.353	3.7	15	3.7	1/12/2012	P
Magnesium	279.077	9.8	100	9.8	1/12/2012	P
Manganese	257.61	0.35	10	0.35	1/12/2012	P
Nickel	231.604	0.93	5	0.93	1/12/2012	P
Potassium	766.49	71.7	500	71.7	1/12/2012	P
Selenium	196.026	4.1	20	4.1	1/12/2012	P
Silver	328.068	0.52	10	0.52	1/12/2012	P
Sodium	589.592	180	300	180	1/12/2012	P
Vanadium	292.402	0.44	10	0.44	1/12/2012	P
Zinc	206.2	4	20	4	1/12/2012	P

Comments:

160512 1643

U.S. EPA - CLP

10

METHOD DETECTION LIMITS

Lab Name: Spectrum Analytical, Inc. Contract: OTIE-Five Mile Creek / Site 1392

Lab Code : PEL Case No.: SAS No: SDG No.: 3505892

ICP ID Number :

Furnace AA ID Number : FIMS

Analyte	Wave-length (nm)	Raw MDL (ug/L)	CRDL (ug/L)	MDL (ug/L)	Verification Date	M
Mercury	253.7	0.037	0.2	0.037	1/13/2012	CV

Comments:

160512 1643

U.S. EPA - CLP

10

METHOD DETECTION LIMITS

Lab Name: Spectrum Analytical, Inc. Contract: OTIE-Five Mile Creek / Site 1392

Lab Code : PEL Case No.: SAS No: SDG No.: 3505892

ICP ID Number :

Furnace AA ID Number : FIMS

Analyte	Wave-length (nm)	Raw MDL (UG/L)	CRDL (mg/Kg)	MDL (mg/Kg)	Verification Date	M
Mercury	253.7	0.05698	0.02	0.0037	2/6/2012	CV

Comments:

160512 1643

U.S. EPA - CLP

10

METHOD DETECTION LIMITS

Lab Name: Spectrum Analytical, Inc. Contract: OTIE-Five Mile Creek / Site 1392

Lab Code : PEL Case No.: SAS No: SDG No.: 3505892

ICP ID Number :

Furnace AA ID Number : GFAA

Analyte	Wave-length (nm)	Raw MDL (ug/L)	CRDL (ug/L)	MDL (ug/L)	Verification Date	M
Thallium	276.8	0.34	2	0.34	1/19/2012	F

Comments:

160512 1643

U.S. EPA - CLP

11A

INTERELEMENT CORRECTION FACTORS (ANNUALLY)

Lab Name: Spectrum Analytical, Inc. Contract: OTIE-Five Mile Creek / Site 1392

Lab Code : PEL Case No.: SAS No.: SDG No.: 3505892

ICP ID Number : ICAP2 Date: 3/20/2010

Analyte	Wave-length	Interelement Correction Factors for:													
		Ag	Al	As	Ba	Be	Ca	Cd	Co	Cr	Cu	Fe	K	Li	Mg
Aluminum	308.215			-0.008314											
Calcium	315.887	-0.004569	0.033090												

Comments:

160512 1643

U.S. EPA - CLP

11A

INTERELEMENT CORRECTION FACTORS (ANNUALLY)

Lab Name: Spectrum Analytical, Inc. Contract: OTIE-Five Mile Creek / Site 1392

Lab Code : PEL Case No.: SAS No.: SDG No.: 3505892

ICP ID Number : ICAP2 Date: 3/20/2010

Analyte	Wave-length	Interelement Correction Factors for:												
		Mn	Mo	Na	Ni	Pb	Sb	Se	Sn	Sr	Ti	Tl	V	Zn
Aluminum	308.215					-0.037936	-0.005136	0.019986	-0.011680			-0.014087		
Calcium	315.887							-0.017299		0.006602	0.002747			

Comments:

160512 1643

U.S. EPA - CLP

12

ICP LINEAR RANGES (SEMI-ANNUALLY)

Lab Name: Spectrum Analytical, Inc. Contract: OTIE-Five Mile Creek / Site 1392

Lab Code : PEL Case No.: SAS No: SDG No.: 3505892

ICP ID NUMBER : ICAP2 DATE : 1/19/2012

Analyte	Integ. Time (sec.)	Concentration UG/L	M
Aluminum	1	1000	P
Calcium	1	1000	P
Magnesium	1	1000	P

Comments:

160512 1643

U.S. EPA - CLP

13

PREPARATION LOG

Lab Name: Spectrum Analytical, Inc. Contract: OTIE-Five Mile Creek / Site 1392

Lab Code : PEL Case No.: SAS No: SDG No.: 3505892

Method : 6010

EPA Sample No:	Preparation Date	Weight (gram)	Volume (mL)
128613MB	1 May 12	0.502	
128614LCS	1 May 12	0.515	
128615LCSD	1 May 12	0.513	
EPAFMC-SD-30	1 May 12	0.949	

160512 1643

U.S. EPA - CLP

13

PREPARATION LOG

Lab Name: Spectrum Analytical, Inc. Contract: OTIE-Five Mile Creek / Site 1392

Lab Code : PEL Case No.: SAS No: SDG No.: 3505892

Method : 6010

EPA Sample No:	Preparation Date	Weight (gram)	Volume (mL)
129086MB	3 May 12		50
129087LCS	3 May 12		50
129088LCSD	3 May 12		50
EPAFMC-PB-01	3 May 12		50
EPAFMC-SW-01R	3 May 12		50
EPAFMC-SW-03R	3 May 12		50
EPAFMC-SW-04	3 May 12		50

160512 1643

U.S. EPA - CLP

13

PREPARATION LOG

Lab Name: Spectrum Analytical, Inc. Contract: OTIE-Five Mile Creek / Site 1392

Lab Code : PEL Case No.: SAS No: SDG No.: 3505892

Method : 7470

EPA Sample No:	Preparation Date	Weight (gram)	Volume (mL)
128584MB	1 May 12		25
128585LCS	1 May 12		25
128586LCSD	1 May 12		25
EPAFMC-PB-01	1 May 12		25
EPAFMC-SW-01R	1 May 12		25
EPAFMC-SW-03R	1 May 12		25
EPAFMC-SW-04	1 May 12		25

160512 1643

U.S. EPA - CLP

13

PREPARATION LOG

Lab Name: Spectrum Analytical, Inc. Contract: OTIE-Five Mile Creek / Site 1392

Lab Code : PEL Case No.: SAS No: SDG No.: 3505892

Method : 7471

EPA Sample No:	Preparation Date	Weight (gram)	Volume (mL)
128391MB	1 May 12	0.257	
128392LCS	1 May 12	0.259	
128393LCSD	1 May 12	0.256	
EPAFMC-SD-30	1 May 12	0.392	

160512 1643

U.S. EPA - CLP

13

PREPARATION LOG

Lab Name: Spectrum Analytical, Inc. Contract: OTIE-Five Mile Creek / Site 1392

Lab Code : PEL Case No.: SAS No: SDG No.: 3505892

Method : 7841

EPA Sample No:	Preparation Date	Weight (gram)	Volume (mL)
128354MB	30 Apr 12		50
128355LCS	30 Apr 12		50
128356LCSD	30 Apr 12		50
EPAFMC-PB-01	30 Apr 12		50
EPAFMC-SW-01R	30 Apr 12		50
EPAFMC-SW-03R	30 Apr 12		50
EPAFMC-SW-04	30 Apr 12		50

160512 1643

U.S. EPA - CLP

14

ANALYSIS RUN LOG

Lab Name: Spectrum Analytical, Inc. Contract: OTIE-Five Mile Creek / Site 1392

Lab Code : PEL Case No.: SAS No: SDG No.: 3505892

Instrument ID Number : ICAP2 Method : P

Start Date : 5/4/2012 End Date : 5/4/2012

EPA Sample No.	D/F	Time	%R	Analytes																											
				AG	AL	AS	B	BA	BE	CA	CD	CN	CO	CR	CU	FE	HG	K	LI	MG	MN	MO	NA	NI	PB	SB	SE	SN	SR	TI	TL	V	ZN
CAL01	1	10:56		X	X	X		X	X	X	X		X	X	X	X		X		X	X		X	X	X	X	X				X	X	X
CAL02	1	11:02			X			X	X	X	X		X			X		X		X			X									X	
CAL03	1	11:08		X	X	X		X	X	X	X		X	X	X	X		X		X	X		X	X	X	X	X				X	X	X
CAL04	1	11:14		X	X	X		X	X	X	X		X	X	X	X		X		X	X		X	X	X	X	X				X	X	X
CAL05	1	11:20		X	X	X		X	X	X	X		X	X	X	X		X		X	X		X	X	X	X	X				X	X	X
CAL06	1	11:25			X	X		X	X	X	X		X	X	X	X		X		X	X		X	X	X	X	X				X	X	X
ICV1076958	1	11:36		X	X	X		X	X	X	X		X	X	X	X		X		X	X		X	X	X	X	X				X	X	X
ICB1076959	1	11:45		X	X	X		X	X	X	X		X	X	X	X		X		X	X		X	X	X	X	X				X	X	X
ZZZZZZ	1	11:51																															
ICS1076961	1	11:57		X	X	X		X	X	X	X		X	X	X	X		X		X	X		X	X	X	X	X				X	X	X
ICS1076962	1	12:03		X	X	X		X	X	X	X		X	X	X	X		X		X	X		X	X	X	X	X				X	X	X
CCV1076963	1	12:08		X	X	X		X	X	X	X		X	X	X	X		X		X	X		X	X	X	X	X				X	X	X
CCB1076964	1	12:13		X	X	X		X	X	X	X		X	X	X	X		X		X	X		X	X	X	X	X				X	X	X
ZZZZZZ	1	12:26																															
ZZZZZZ	1	12:33																															
ZZZZZZ	1	12:38																															
ZZZZZZ	1	12:43																															
ZZZZZZ	5	12:49																															
ZZZZZZ	1	12:55																															
ZZZZZZ	1	13:01																															
ZZZZZZ	1	13:06																															
ZZZZZZ	1	13:11																															
ZZZZZZ	1	13:18																															
CCV1076975	1	13:24		X	X	X		X	X	X	X		X	X	X	X		X		X	X		X	X	X	X	X				X	X	X
CCB1076976	1	13:29		X	X	X		X	X	X	X		X	X	X	X		X		X	X		X	X	X	X	X				X	X	X
ZZZZZZ	1	13:35																															
ZZZZZZ	1	13:42																															
ZZZZZZ	25	13:48																															
ZZZZZZ	10	13:53																															
ZZZZZZ	1	13:59																															
ZZZZZZ	1	14:05																															
ZZZZZZ	1	14:10																															
ZZZZZZ	1	14:15																															
ZZZZZZ	5	14:20																															

160512 1643

U.S. EPA - CLP

14

ANALYSIS RUN LOG

Lab Name: Spectrum Analytical, Inc. Contract: OTIE-Five Mile Creek / Site 1392

Lab Code : PEL Case No.: SAS No: SDG No.: 3505892

Instrument ID Number : ICAP2 Method : P

Start Date : 5/4/2012 End Date : 5/4/2012

EPA Sample No.	D/F	Time	%R	Analytes																											
				AG	AL	AS	B	BA	BE	CA	CD	CN	CO	CR	CU	FE	HG	K	LI	MG	MN	MO	NA	NI	PB	SB	SE	SN	SR	TI	TL	V	ZN
ZZZZZZ	1	14:26																															
CCV1076987	1	14:31		X	X	X		X	X	X	X		X	X	X	X		X		X	X		X	X	X	X	X				X	X	X
CCB1076988	1	14:36		X	X	X		X	X	X	X		X	X	X	X		X		X	X		X	X	X	X	X				X	X	X
ZZZZZZ	1	14:42																															
ZZZZZZ	1	14:47																															
ZZZZZZ	1	14:53																															
ZZZZZZ	1	14:58																															
ZZZZZZ	1	15:03																															
ZZZZZZ	1	15:08																															
ZZZZZZ	1	15:14																															
ZZZZZZ	1	15:19																															
ZZZZZZ	1	15:24																															
ZZZZZZ	1	15:29																															
CCV1077428	1	15:34		X	X	X		X	X	X	X		X	X	X	X		X		X	X		X	X	X	X	X				X	X	X
CCB1077429	1	15:40		X	X	X		X	X	X	X		X	X	X	X		X		X	X		X	X	X	X	X				X	X	X
ZZZZZZ	1	15:46																															
ZZZZZZ	1	15:51																															
ZZZZZZ	1	15:56																															
128613MB	1	16:01		X	X	X		X	X	X	X		X	X	X	X		X		X	X		X	X	X	X	X				X	X	X
128614LCS	1	16:08		X	X	X		X	X	X	X		X	X	X	X		X		X	X		X	X	X	X	X				X	X	X
128615LCSD	1	16:13		X	X	X		X	X	X	X		X	X	X	X		X		X	X		X	X	X	X	X				X	X	X
ZZZZZZ	1	16:18																															
350588801L	5	16:23		X	X	X		X	X	X	X		X	X	X	X		X		X	X		X	X	X	X	X					X	X
ZZZZZZ	1	16:28																															
ZZZZZZ	1	16:34																															
CCV1077440	1	16:39		X	X	X		X	X	X	X		X	X	X	X		X		X	X		X	X	X	X	X				X	X	X
CCB1077441	1	16:44		X	X	X		X	X	X	X		X	X	X	X		X		X	X		X	X	X	X	X				X	X	X
CCB1077442	1	16:48		X	X	X		X	X	X	X		X	X	X	X		X		X	X		X	X	X	X	X				X	X	X
350588801A	1	16:54		X	X	X		X	X	X	X		X	X	X	X		X		X	X		X	X	X	X	X					X	X
ZZZZZZ	1	16:59																															
ZZZZZZ	1	17:04																															
ZZZZZZ	1	17:10																															
ZZZZZZ	1	17:15																															
EPAFMC-SD-30	1	17:20		X	X	X		X	X		X		X	X	X	X		X		X			X	X	X	X	X				X	X	X

160512 1643

U.S. EPA - CLP

14

ANALYSIS RUN LOG

Lab Name: Spectrum Analytical, Inc. Contract: OTIE-Five Mile Creek / Site 1392

Lab Code : PEL Case No.: SAS No: SDG No.: 3505892

Instrument ID Number : ICAP2 Method : P

Start Date : 5/4/2012 End Date : 5/4/2012

EPA Sample No.	D/F	Time	%R	Analytes																										
				AG	AL	AS	B	BA	BE	CA	CD	CN	CO	CR	CU	FE	HG	K	LI	MG	MN	MO	NA	NI	PB	SB	SE	SN	SR	TI	TL	V	ZN
EPAFMC-SD-30DL1	5	17:25								X											X												
129086MB	1	17:31		X	X	X		X	X	X	X		X	X	X	X		X		X	X		X	X	X	X	X					X	X
129087LCS	1	17:37		X	X	X		X	X	X	X		X	X	X	X		X		X	X		X	X	X	X	X					X	X
129088LCSD	1	17:42		X	X	X		X	X	X	X		X	X	X	X		X		X	X		X	X	X	X	X					X	X
CCV1077453	1	17:47		X	X	X		X	X	X	X		X	X	X	X		X		X	X		X	X	X	X	X				X	X	X
CCB1077454	1	17:53		X	X	X		X	X	X	X		X	X	X	X		X		X	X		X	X	X	X	X				X	X	X
EPAFMC-SW-01R	1	17:59		X	X	X		X	X	X	X		X	X	X	X		X		X	X		X	X	X	X	X					X	X
350589202L	5	18:05		X	X	X		X	X	X	X		X	X	X	X		X		X	X		X	X	X	X	X					X	X
ZZZZZZ	1	18:11																															
ZZZZZZ	1	18:16																															
350589202A	1	18:22		X	X	X		X	X	X	X		X	X	X	X		X		X	X		X	X	X	X	X					X	X
EPAFMC-SW-03R	1	18:27		X	X	X		X	X	X	X		X	X	X	X		X		X	X		X	X	X	X	X					X	X
EPAFMC-SW-04	1	18:33		X	X	X		X	X	X	X		X	X	X	X		X		X	X		X	X	X	X	X					X	X
EPAFMC-PB-01	1	18:39		X	X	X		X	X	X	X		X	X	X	X		X		X	X		X	X	X	X	X					X	X
ZZZZZZ	1	18:45																															
ZZZZZZ	1	18:52																															
CCV1077465	1	18:58		X	X	X		X	X	X	X		X	X	X	X		X		X	X		X	X	X	X	X				X	X	X
CCB1077466	1	19:03		X	X	X		X	X	X	X		X	X	X	X		X		X	X		X	X	X	X	X				X	X	X
ZZZZZZ	1	19:09																															
ZZZZZZ	1	19:15																															
ZZZZZZ	1	19:22																															
ZZZZZZ	1	19:28																															
ZZZZZZ	5	19:34																															
ZZZZZZ	1	19:40																															
ZZZZZZ	1	19:47																															
ZZZZZZ	1	19:53																															
ZZZZZZ	1	19:59																															
ZZZZZZ	5	20:06																															
ZZZZZZ	1	20:12																															
ZZZZZZ	1	20:17																															
ZZZZZZ	1	20:23																															
ZZZZZZ	1	20:28																															
ZZZZZZ	1	20:35																															
ZZZZZZ	1	20:41																															

160512 1643

U.S. EPA - CLP

14

ANALYSIS RUN LOG

Lab Name: Spectrum Analytical, Inc. Contract: OTIE-Five Mile Creek / Site 1392

Lab Code : PEL Case No.: SAS No: SDG No.: 3505892

Instrument ID Number : ICAP2 Method : P

Start Date : 5/4/2012 End Date : 5/4/2012

EPA Sample No.	D/F	Time	%R	Analytes																											
				AG	AL	AS	B	BA	BE	CA	CD	CN	CO	CR	CU	FE	HG	K	LI	MG	MN	MO	NA	NI	PB	SB	SE	SN	SR	TI	TL	V	ZN
ZZZZZZ	1	20:47																															
ZZZZZZ	1	20:53																															
ZZZZZZ	1	20:58																															
ZZZZZZ	1	21:03																															
ZZZZZZ	1	21:07																															

160512 1643

U.S. EPA - CLP

14

ANALYSIS RUN LOG

Lab Name: Spectrum Analytical, Inc. Contract: OTIE-Five Mile Creek / Site 1392

Lab Code : PEL Case No.: SAS No: SDG No.: 3505892

Instrument ID Number : FIMS Method : CV

Start Date : 5/1/2012 End Date : 5/1/2012

EPA Sample No.	D/F	Time	%R	Analytes																										
				AG	AL	AS	BA	BE	CA	CD	CN	CO	CR	CU	FE	HG	KI	LI	MG	MN	MO	NA	NI	PB	SB	SE	SN	SR	TI	TL	VZN
CAL01	1	16:35														X														
CAL02	1	16:37														X														
CAL03	1	16:39														X														
CAL04	1	16:41														X														
CAL05	1	16:42														X														
CAL06	1	16:44														X														
ZZZZZZ	1	16:46																												
ZZZZZZ	1	16:48																												
ZZZZZZ	1	16:50																												
ZZZZZZ	1	16:52																												
ZZZZZZ	1	16:53																												
ZZZZZZ	1	16:55																												
ICV1075830	1	17:03														X														
ICB1075831	1	17:04														X														
CCV1075832	1	17:06														X														
CCB1075833	1	17:08														X														
128584MB	1	17:10														X														
128585LCS	1	17:12														X														
128586LCSD	1	17:13														X														
ZZZZZZ	1	17:15																												
ZZZZZZ	1	17:17																												
ZZZZZZ	1	17:19																												
ZZZZZZ	1	17:21																												
CCV1075841	1	17:22														X														
CCB1075842	1	17:24														X														
EPAFMC-SW-01R	1	17:26														X														
EPAFMC-SW-03R	1	17:28														X														
EPAFMC-SW-04	1	17:30														X														
EPAFMC-PB-01	1	17:31														X														
ZZZZZZ	1	17:33																												
350586402L	5	17:35														X														
350586402A	1	17:37														X														
CCV1075850	1	17:39														X														
CCB1075851	1	17:40														X														

160512 1643

U.S. EPA - CLP

14

ANALYSIS RUN LOG

Lab Name: Spectrum Analytical, Inc. Contract: OTIE-Five Mile Creek / Site 1392

Lab Code : PEL Case No.: SAS No: SDG No.: 3505892

Instrument ID Number : FIMS Method : CV

Start Date : 5/1/2012 End Date : 5/1/2012

EPA Sample No.	D/F	Time	%R	Analytes																										
				AG	AL	AS	BA	BE	CA	CD	CN	CO	CR	CU	FE	HG	K	LI	MG	MN	MO	NA	NI	PB	SB	SE	SN	SR	TI	TL	V	ZN
ZZZZZZ	1	11:19																														
ZZZZZZ	1	11:21																														
ZZZZZZ	1	11:23																														
ZZZZZZ	1	11:25																														
ZZZZZZ	1	11:26																														
ZZZZZZ	1	11:28																														
ZZZZZZ	1	11:30																														
ZZZZZZ	1	11:34																														
ZZZZZZ	1	11:36																														
ZZZZZZ	1	11:38																														
ZZZZZZ	1	11:40																														
ZZZZZZ	1	11:42																														
ZZZZZZ	1	11:43																														
ZZZZZZ	1	11:45																														
ZZZZZZ	1	11:48																														
ZZZZZZ	1	11:51																														
ZZZZZZ	1	11:53																														
ZZZZZZ	1	11:58																														
ZZZZZZ	1	12:02																														
CAL01	1	12:09														X																
CAL02	1	12:11														X																
CAL03	1	12:12														X																
CAL04	1	12:14														X																
CAL05	1	12:16														X																
CAL06	1	12:18														X																
ICV1075797	1	12:20														X																
ICB1075798	1	12:22														X																
CCV1075799	1	12:23														X																
CCB1075800	1	12:25														X																
128391MB	1	12:27														X																
128392LCS	1	12:29														X																
128393LCSD	1	12:31														X																
ZZZZZZ	1	12:32																														
ZZZZZZ	1	12:34																														

160512 1643

U.S. EPA - CLP

14

ANALYSIS RUN LOG

Lab Name: Spectrum Analytical, Inc. Contract: OTIE-Five Mile Creek / Site 1392

Lab Code : PEL Case No.: SAS No: SDG No.: 3505892

Instrument ID Number : FIMS Method : CV

Start Date : 5/1/2012 End Date : 5/1/2012

EPA Sample No.	D/F	Time	%R	Analytes																										
				AG	AL	AS	BA	BE	CA	CD	CN	CO	CR	CU	FE	HG	K	LI	MG	MN	MO	NA	NI	PB	SB	SE	SN	SR	TI	TL	V	ZN
ZZZZZZ	1	12:36																														
ZZZZZZ	1	12:38																														
ZZZZZZ	1	12:40																														
ZZZZZZ	1	12:42																														
ZZZZZZ	1	12:43																														
CCV1075811	1	12:45														X																
CCB1075812	1	12:47														X																
EPAFMC-SD-30	1	12:49														X																
350588801L	5	12:50														X																
350588801A	1	12:52														X																
CCV1075816	1	12:54														X																
CCB1075817	1	12:56														X																

160512 1643

U.S. EPA - CLP

14

ANALYSIS RUN LOG

Lab Name: Spectrum Analytical, Inc. Contract: OTIE-Five Mile Creek / Site 1392

Lab Code : PEL Case No.: SAS No: SDG No.: 3505892

Instrument ID Number : GFAA Method : F

Start Date : 5/3/2012 End Date : 5/3/2012

EPA Sample No.	D/F	Time	%R	Analytes																										
				AG	AL	AS	BA	BE	CA	CD	CN	CO	CR	CU	FE	HG	K	LI	MG	MN	MO	NA	NI	PB	SB	SE	SN	SR	TI	TL	V	ZN
ZZZZZZ	1	15:47																														
ZZZZZZ	1	15:52																														
ZZZZZZ	1	15:57																														
ZZZZZZ	1	16:02																														
ZZZZZZ	1	16:08																														
ZZZZZZ	1	16:13																														
ZZZZZZ	1	16:18																														
ZZZZZZ	1	16:23																														
ZZZZZZ	1	16:29																														
ZZZZZZ	1	16:34																														
ZZZZZZ	1	16:39																														
ZZZZZZ	1	16:44																														
ZZZZZZ	1	16:49																														
ZZZZZZ	1	16:55																														
ZZZZZZ	5	17:00																														
ZZZZZZ	1	17:05																														
ZZZZZZ	1	17:10																														
ZZZZZZ	1	17:16																														
ZZZZZZ	1	17:21																														
ZZZZZZ	1	17:26																														
ZZZZZZ	1	17:31																														
CAL01	1	17:38																												X		
CAL02	1	17:44																												X		
CAL03	1	17:50																												X		
CAL04	1	17:55																												X		
CAL05	1	18:01																												X		
ICV1078927	1	18:07																												X		
ICB1078928	1	18:13																												X		
CRD1078929	1	18:18																												X		
CCV1078930	1	18:24																												X		
CCB1078931	1	18:30																												X		
128354MB	1	18:36																												X		
128355LCS	1	18:41																												X		
128356LCSD	1	18:47																												X		

160512 1643

U.S. EPA - CLP

14

ANALYSIS RUN LOG

Lab Name: Spectrum Analytical, Inc. Contract: OTIE-Five Mile Creek / Site 1392

Lab Code : PEL Case No.: SAS No: SDG No.: 3505892

Instrument ID Number : GFAA Method : F

Start Date : 5/3/2012 End Date : 5/3/2012

EPA Sample No.	D/F	Time	%R	Analytes																										
				AG	AL	AS	BA	BE	CA	CD	CN	CO	CR	CU	FE	HG	KI	LI	MG	MN	MO	NA	NI	PB	SB	SE	SN	SR	TI	TL	VI	ZN
ZZZZZZ	1	18:53																														
ZZZZZZ	5	18:59																														
ZZZZZZ	1	19:04																														
ZZZZZZ	1	19:10																														
350586402A	1	19:16																												X		
ZZZZZZ	1	19:22																														
EPAFMC-SW-01R	1	19:27																												X		
CCV1078942	1	19:33																												X		
CCB1078943	1	19:39																												X		
350589202L	5	19:45																												X		
EPAFMC-SW-03R	1	19:50																												X		
EPAFMC-SW-04	1	19:56																												X		
EPAFMC-PB-01	1	20:02																												X		
CCV1078948	1	20:08																												X		
CCB1078949	1	20:13																												X		

160512 1643

Wet Chemistry Data Package

160512 1643

CASE NARRATIVE
TOTAL ORGANIC CARBON

Spectrum Analytical Inc. Lab Reference No./SDG: 3505892

Client: OTIE

I. RECEIPT

No exceptions were encountered unless a Sample Receipt Exception Report is attached to the Chain-of-Custody or a communication form is included in the addendum with this package.

II. HOLDING TIMES

A. Sample Preparation: All holding times were met.

B. Sample Analysis: All holding times were met.

III. METHODS

Analyses were performed according to Spectrum Analytical Inc. Laboratory's Standard Operating Procedures and EPA SW846 Method 9060Mod.

IV. PREPARATION

There is no preparation step for this method.

V. ANALYSIS

A. Calibration:

All acceptance criteria were met.

B. Blanks:

1. Calibration Blanks:

All acceptance criteria were met.

2. Method Blanks:

All acceptance criteria were met.

C. Spikes:

1. Laboratory Control Spikes (LCS):

An LCS/LCSD set was analyzed.
All percent recovery and relative percent difference (RPD) criteria were met.

2. Matrix Spike/Matrix Spike Duplicate Samples (MS/SD):

Spikes are not available for this method.

D. Duplicate:

CASE NARRATIVE
TOTAL ORGANIC CARBON

Spectrum Analytical Inc. Lab Reference No./SDG: 3505892

Client: OTIE

No sample duplicates are reported with this method. (Spike duplicates are referenced above in section C. Spikes.)

E. Samples:

Sample analysis proceeded normally.

I certify that this data package is in compliance with the terms and conditions agreed to by the client and Spectrum Analytical Inc., both technically and for completeness, except for the conditions noted above. Release of the data contained in this hardcopy data package has been authorized by the Laboratory Manager or designated person, as, verified by the following signature.

Signature:
Name: Troy L. Roberts Title: Inorg. Manager

SIGNED: **DATE: 05/09/2012**

U.S. EPA - CLP

COVER PAGE - INORGANIC ANALYSES DATA PACKAGE

Lab Name: Spectrum Analytical, Inc. Contract: OTIE-Five Mile Creek / Sit

Lab Code : PEL Case No.: SDG No.: 3505892

SOW No.:

EPA Sample No	Lab Sample ID
EPAFMC-SD-30	350589201

Comments:

160512 1643

Wetchem_TOCS Inorganic Sample Data

160512 1643

U.S. EPA - CLP

1

INORGANIC ANALYSIS DATA SHEET

EPA Sample No.

EPAFMC-SD-30

Lab Name: Spectrum Analytical, Inc. Contract: OTIE-Five Mile Creek / Site 1392

Lab Code : PEL Case No.: SAS No: SDG No.: 3505892

Matrix: SOIL Lab Sample ID: 350589201

Level:(low/med) LOW Date Received: 4/27/2012

PercentSolids: 84.4 Station ID: EPAFMC28

CONCENTRATION UNITS: MG/KG

CAS NO.	ANALYTE	Concentration	C	Q	M		MDL	RL
1012_5	TOC	1820			TC		46	396

Color Before: _____ Clarity Before: _____ Texture :_____

Color After : _____ Clarity After: _____ Artifacts:_____

Comments:

160512 1643

Wetchem_TOCS Inorganic QC Summary Data

160512 1643

U.S. EPA - CLP

1

INORGANIC ANALYSIS DATA SHEET

EPA Sample No.

129552MB

Lab Name: Spectrum Analytical, Inc. Contract: OTIE-Five Mile Creek / Site 1392

Lab Code : PEL Case No.: SAS No: SDG No.: 3505892

Matrix: SOIL Lab Sample ID: 129552MB

Level:(low/med) LOW Date Received: 5/3/2012

PercentSolids: 100 Station ID:

CONCENTRATION UNITS: MG/KG

CAS NO.	ANALYTE	Concentration	C	Q	M		MDL	RL
1012_5	TOC	54.6	U		TC		54.6	470

Color Before: _____ Clarity Before: _____ Texture :_____

Color After : _____ Clarity After: _____ Artifacts:_____

Comments:

160512 1643

U.S. EPA - CLP

2-CC

INITIAL AND CONTINUING CALIBRATION VERIFICATION

Lab Name: Spectrum Analytical, Inc. Contract: OTIE-Five Mile Cre

Lab Code : PEL Case No. SAS No: SDG No.: 3505892

Concentration Units: (mg/Kg)

Analyte	Initial Calibration				Continuing Calibration						
	Source Used	True	Found	%R (1)	Source Used	True	Found	%R (1)	Found	%R (1)	M
TOC	44239	1.9992	1.870	93.5	44240	1.9992	1.940	97.0	2.000	100.0	TC

ICV IDs: TC= 129550ICV

CCV1 IDs: TC= 129556CCV

CCV2 IDs: TC= 129559CCV

(1) Control Limits: TOC: 75-125

Comments:

160512 1643

U.S. EPA - CLP

3

BLANKS

Lab Name: Spectrum Analytical, Inc. Contract: OTIE-Five Mile Creek / Site 1392

Lab Code : PEL Case No. SAS No: SDG No.: 3505892

Preparation Blank Matrix (water/soil): SOIL

Preparation Blank Concentration Units (ug/L or mg/Kg): MG/KG

Analyte	Initial Calib. Blank (mg/Kg)	C	Continuing Calibration Blank (mg/Kg)	C		C		C	Prepa-ration Blank	C	M
TOC	54.6	U	54.6	U	54.6	U			54.6	U	TC

ICB IDs: TC= 129551ICB

CCB1 IDs: TC= 129557CCB

CCB2 IDs: TC= 129558CCB

CCB3 IDs:

160512 1643

U.S. EPA - CLP

6

DUPLICATES

EPA Sample No.

129554LCSD

Lab Name: Spectrum Analytical, Inc. Contract: OTIE-Five Mile Creek / Site 139

Lab Code : PEL Case No.: SAS No: SDG No.: 3505892

Matrix: SOIL Level:(low/med) LOW

% Solids for Sample: 100 % Solids for Duplicate: 100

Concentration Units (mg/L or mg/kg): MG/KG

Analyte	Control Limit	Sample (S)	C	Duplicate (D)	C	RPD	Q	M
TOC	20	102000		107000		4.8		TC

Comments:

160512 1643

U.S. EPA - CLP

7-CC

LABORATORY CONTROL SAMPLE

EPA Sample No.

129553LCS

Lab Name: Spectrum Analytical, Inc. Contract: OTIE-Five Mile Creek / Sit

Lab Code : PEL Case No. SAS No: SDG No.: 3505892

Matrix: (soil/water) SOIL

Concentration Units: (MG/KG)

PARAMETER	LCS SOURCE	M	LIMITS LOWER	LIMITS UPPER	TRUE	FOUND	%R	C
TOC	44239	TC	80	120	100000	102000	102	

Comments:

160512 1643

U.S. EPA - CLP

7-CC

LABORATORY CONTROL SAMPLE

EPA Sample No.

Lab Name: Spectrum Analytical, Inc. Contract: OTIE-Five Mile Creek / Sit 129554LCSD

Lab Code : PEL Case No. SAS No: SDG No.: 3505892

Matrix: (soil/water) SOIL

Concentration Units: (MG/KG)

PARAMETER	LCS SOURCE	M	LIMITS LOWER	LIMITS UPPER	TRUE	FOUND	%R	C
TOC	44239	TC	80	120	100000	107000	107	

Comments:

160512 1643

U.S. EPA - CLP

10

METHOD DETECTION LIMITS (ANNUALLY)

Lab Name: Spectrum Analytical, Inc. Contract: OTIE-Five Mile Creek / Site 1392

Lab Code : PEL Case No.: SAS No: SDG No.: 3505892

Matrix: Soil

Concentration Units: MG/KG

PARAMETER	M	INSTRUMENT ID	DATE	CRDL	MDL	Raw MDL (UG/L)
TOC	TC	TOC	9/8/2009	470	54.6	76713

Comments:

160512 1643

U.S. EPA - CLP

14

ANALYSIS RUN LOG

Lab Name: Spectrum Analytical, Inc. Contract: OTIE-Five Mile Creek / Site 1392

Lab Code : PEL Case No.: SAS No: SDG No.: 3505892

Instrument ID Number : TOC Method : TC

Start Date : 5/1/2012 End Date : 5/3/2012

EPA Sample No.	D/F	Time	%R	Analytes *:
CAL01		9:18		X
CAL02		9:26		X
CAL03		9:33		X
CAL04		9:41		X
CAL05		9:48		X
CAL06		9:55		X
129550ICV	1	8:24		X
129551ICB	1	8:34		X
129552MB	1	8:44		X
129553LCS	1	8:54		X
129554LCSD	1	9:42		X
ZZZZZZ	1	10:12		
SAMDUP	1	10:23		X
ZZZZZZ	1	10:31		
ZZZZZZ	1	10:43		
ZZZZZZ	1	10:53		
ZZZZZZ	1	11:05		
ZZZZZZ	1	11:16		
ZZZZZZ	1	11:25		
ZZZZZZ	1	11:31		
ZZZZZZ	1	11:45		
129556CCV	1	11:55		X
129557CCB	1	12:06		X
ZZZZZZ	1	12:15		
EPAFMC-SD-30	1	12:26		X
ZZZZZZ	1	12:32		
129559CCV	1	12:58		X
129558CCB	1	13:32		X

* TOC

160512 1643

Hardness Data Package

160512 1643

CASE NARRATIVE
HARDNESS

Spectrum Analytical Inc. Lab Reference No./SDG: 3505892

Client: OTIE

I. RECEIPT

No exceptions were encountered unless a Sample Receipt Exception Report is attached to the Chain-of-Custody or a communication form is included in the addendum with this package.

II. HOLDING TIMES

A. Sample Analysis: All holding times were met.

III. METHODS

Analyses were performed according to the Spectrum Analytical Inc. Standard Operating Procedures and SM 2340B.

Not applicable

IV. ANALYSIS

No sample duplicates are reported with this method. (Spike duplicates are referenced above in section C. Spikes.)

A. Samples:

Sample analysis proceeded normally.
Hardness results were calculated using Calcium and Magnesium results from Method 6010B.

I certify that this data package is in compliance with the terms and conditions agreed to by the client and Spectrum Analytical Inc., both technically and for completeness, except for the conditions noted above. Release of the data contained in this hardcopy data package has been authorized by the Laboratory Manager or designated person, as, verified by the following signature.

Signature:
Name: Troy L. Roberts Title: Inorg. Manager

SIGNED: **DATE: 05/09/2012**

U.S. EPA - CLP

COVER PAGE - INORGANIC ANALYSES DATA PACKAGE

Lab Name: Spectrum Analytical, Inc. Contract: OTIE-Five Mile Creek / Sit

Lab Code : PEL Case No.: SDG No.: 3505892

SOW No.:

EPA Sample No	Lab Sample ID
EPAFMC-SW-01R	350589202
EPAFMC-SW-03R	350589203
EPAFMC-SW-04	350589204
EPAFMC-PB-01	350589205

Comments:

160512 1643

Wetchem_har Inorganic Sample Data

160512 1643

U.S. EPA - CLP

1

INORGANIC ANALYSIS DATA SHEET

EPA Sample No.

EPAFMC-SW-01R

Lab Name: Spectrum Analytical, Inc. Contract: OTIE-Five Mile Creek / Site 1392

Lab Code : PEL Case No.: SAS No: SDG No.: 3505892

Matrix: WATER Lab Sample ID: 350589202

Level:(low/med) LOW Date Received: 4/27/2012

PercentSolids: 0 Station ID: EPAFMC11

CONCENTRATION UNITS: mg/L

CAS NO.	ANALYTE	Concentration	C	Q	M		MDL	RL
35-50-0	Hardness	188			P		0.2	1

Color Before: _____ Clarity Before: _____ Texture :_____

Color After : _____ Clarity After: _____ Artifacts:_____

Comments:

160512 1643

U.S. EPA - CLP

1

INORGANIC ANALYSIS DATA SHEET

EPA Sample No.

EPAFMC-SW-03R

Lab Name: Spectrum Analytical, Inc. Contract: OTIE-Five Mile Creek / Site 1392

Lab Code : PEL Case No.: SAS No: SDG No.: 3505892

Matrix: WATER Lab Sample ID: 350589203

Level:(low/med) LOW Date Received: 4/27/2012

PercentSolids: 0 Station ID: EPAFMC11

CONCENTRATION UNITS: mg/L

CAS NO.	ANALYTE	Concentration	C	Q	M		MDL	RL
35-50-0	Hardness	197			P		0.2	1

Color Before: _____ Clarity Before: _____ Texture :_____

Color After : _____ Clarity After: _____ Artifacts:_____

Comments:

160512 1643

U.S. EPA - CLP

1

INORGANIC ANALYSIS DATA SHEET

EPA Sample No.

EPAFMC-SW-04

Lab Name: Spectrum Analytical, Inc. Contract: OTIE-Five Mile Creek / Site 1392

Lab Code : PEL Case No.: SAS No: SDG No.: 3505892

Matrix: WATER Lab Sample ID: 350589204

Level:(low/med) LOW Date Received: 4/27/2012

PercentSolids: 0 Station ID: EPAFMC28

CONCENTRATION UNITS: mg/L

CAS NO.	ANALYTE	Concentration	C	Q	M		MDL	RL
35-50-0	Hardness	191			P		0.2	1

Color Before: _____ Clarity Before: _____ Texture :_____

Color After : _____ Clarity After: _____ Artifacts:_____

Comments:

160512 1643

U.S. EPA - CLP

1

INORGANIC ANALYSIS DATA SHEET

EPA Sample No.

EPAFMC-PB-01

Lab Name: Spectrum Analytical, Inc. Contract: OTIE-Five Mile Creek / Site 1392

Lab Code : PEL Case No.: SAS No: SDG No.: 3505892

Matrix: WATER Lab Sample ID: 350589205

Level:(low/med) LOW Date Received: 4/27/2012

PercentSolids: 0 Station ID: R4DART

CONCENTRATION UNITS: mg/L

CAS NO.	ANALYTE	Concentration	C	Q	M		MDL	RL
35-50-0	Hardness	0.34	J		P		0.2	1

Color Before: _____ Clarity Before: _____ Texture :_____

Color After : _____ Clarity After: _____ Artifacts:_____

Comments:

160512 1643

Wetchem_har Inorganic QC Summary Data

160512 1643

U.S. EPA - CLP

10

METHOD DETECTION LIMITS (ANNUALLY)

Lab Name: Spectrum Analytical, Inc. Contract: OTIE-Five Mile Creek / Site 1392

Lab Code : PEL Case No.: SAS No: SDG No.: 3505892

Matrix: Water

Concentration Units:

PARAMETER	M	INSTRUMENT ID	DATE	CRDL	MDL	Raw MDL (UG/L)
Hardness	P	ICAP2	12/16/2003	1	0.2	0.2

Comments:

160512 1643

U.S. EPA - CLP

13

PREPARATION LOG

Lab Name: Spectrum Analytical, Inc. Contract: OTIE-Five Mile Creek / Site 1392

Lab Code : PEL Case No.: SAS No: SDG No.: 3505892

Method : A2340B

EPA Sample No:	Preparation Date	Weight (gram)	Volume (mL)
EPAFMC-PB-01	3 May 12		1
EPAFMC-SW-01R	3 May 12		1
EPAFMC-SW-03R	3 May 12		1
EPAFMC-SW-04	3 May 12		1

160512 1643

U.S. EPA - CLP

14

ANALYSIS RUN LOG

Lab Name: Spectrum Analytical, Inc. Contract: OTIE-Five Mile Creek / Site 1392

Lab Code : PEL Case No.: SAS No: SDG No.: 3505892

Instrument ID Number : ICAP Method : P

Start Date : End Date :

EPA Sample No.	D/F	Time	%R	Analytes *:
EPAFMC-SW-04				X
EPAFMC-SW-03R				X
EPAFMC-SW-01R				X
EPAFMC-PB-01				X

* Hardness

160512 1643

Chain of Custody Documentation

160512 1644

USEPA Region 4 COC (LAB COPY)
DateShipped: 4/26/2012
CarrierName: FedEx
AirbillNo: 793498896553

CHAIN OF CUSTODY RECORD
Site #: 1392
Project Number: OTIE-FIVE MILE CREEK
Cooler #:

3505892 N

No: EPAFMC 4-26-12
Lab: PEL/SPECTRUM LAB
Lab Contact: KEVIN DUNHAM
Lab Phone: 813-888-9507

Sample #	Media/Sampler	Coll. Method	Analysis/Turnaround	Tag/Preservative/Bottles	Station Location	Collected	For Lab Use Only
EPAFMC-SD-30	Sediment/ AMANDA MIOLEN & DOUG FRALEY	Grab	SVOA+PAHS+PCB+TOC(14), TAL METALS + Hg(14)	A (Ice), B (Ice) (3)	EPAFMC28	04/26/2012 09:55	-01
EPAFMC-SW-01R	Surface Water/ DUSTIN MORIN & RYAN STUBBS	Grab	SVOA+PAHS(14), PCB(14), TAL METALS + Hg(14) Hardness	A (Ice), B (Ice), C (HNO3 pH<2) (7)	EPAFMC11	04/26/2012 09:08	-02
EPAFMC-SW-03R	Surface Water/ DUSTIN MORIN & RYAN STUBBS	Grab	SVOA+PAHS(14), PCB(14), TAL METALS + Hg(14) Hardness	A (Ice), B (Ice), C (HNO3 pH<2) (5)	EPAFMC11	04/26/2012 09:13	-03
EPAFMC-SW-04	Surface Water/ AMANDA MIOLEN & DOUG FRALEY	Grab	SVOA+PAHS(14), PCB(14), TAL METALS + Hg(14) Hardness	A (Ice), B (Ice), C (HNO3 pH<2) (7)	EPAFMC28	04/26/2012 09:40	-04
EPAFMC-PB-01	Ryan Stubbs	Grab	TAL metals + Hg (14) Hardness	HNO_3 pH<2	#R4DART#	04/26/2012 1100	-05

Special Instructions: Temp 4.3, 4.1C pH<2 6010

Shipment for Case Complete? N
Samples Transferred From Chain of Custody #

Analysis Key

Items/Reason	Relinquished by	Date	Received by	Date	Time	Items/Reason	Relinquished By	Date	Received by	Date	Time
Coolers + Samples	Nairimer Berrios	4/26/12 1200							[illegible]	4/27/12	945

3505892

From: (678) 468-0160 Origin ID: NCQA
Nairimer Berrios Cartengena
Oneida Total Integrated Enterprises
1220 kennestone circle
suite 106
marietta, GA 30066

FedEx Express

J12101112190225

Ship Date: 26APR12
ActWgt: 80.0 LB
CAD: 9320313/INET3250
Dims: 24 X 14 X 12 IN

Delivery Address Bar Code

Ref # SAMPLES TO LAB-1392
Invoice #
PO #
Dept #

SHIP TO: (813) 888-9505 BILL SENDER

KEVIN DUNHAM
PEL/SPECTRUM LAB
8405-A BENJAMIN ROAD

TAMPA, FL 33634

2 of 2

FRI - 27 APR A1
PRIORITY OVERNIGHT

MPS# 7934 9889 6781
0263
Mstr# 7934 9889 6553 0201

XJ TPFA

33634
FL-US
TPA

512G1/C44D/A278

After printing this label:
1. Use the 'Print' button on this page to print your label to your laser or inkjet printer.
2. Fold the printed page along the horizontal line.
3. Place label in shipping pouch and affix it to your shipment so that the barcode portion of the label can be read and scanned.

Use of this system constitutes your agreement to the service conditions in the current FedEx Service Guide, available on fedex.com.FedEx will not be responsible for any claim in excess of $100 per package, whether the result of loss, damage, delay, non-delivery,misdelivery,or misinformation, unless you declare a higher value, pay an additional charge, document your actual loss and file a timely claim.Limitations found in the current FedEx Service Guide apply. Your right to recover from FedEx for any loss, including intrinsic value of the package, loss of sales, income interest, profit, attorney's fees, costs, and other forms of damage whether direct, incidental,consequential, or special is limited to the greater of $100 or the authorized declared value. Recovery cannot exceed actual documented loss.Maximum for items of extraordinary value is $500, e.g. jewelry, precious metals, negotiable instruments and other items listed in our ServiceGuide. Written claims must be filed within strict time limits, see current FedEx Service Guide.

From: (678) 468-0160 Origin ID: NCQA
Nairimer Berrios Cartengena
Oneida Total Integrated Enterprises
1220 kennestone circle
suite 106
marietta, GA 30066

FedEx Express

J12101112190225

Ship Date: 26APR12
ActWgt: 80.0 LB
CAD: 9320313/INET3250
Dims: 24 X 14 X 12 IN

Delivery Address Bar Code

Ref # SAMPLES TO LAB-1392
Invoice #
PO #
Dept #

SHIP TO: (813) 888-9505 BILL SENDER

KEVIN DUNHAM
PEL/SPECTRUM LAB
8405-A BENJAMIN ROAD

TAMPA, FL 33634

1 of 2

FRI - 27 APR A1
PRIORITY OVERNIGHT

TRK# 7934 9889 6553
0201

MASTER

XJ TPFA

33634
FL-US
TPA

512G1/C44D/A278

After printing this label:
1. Use the 'Print' button on this page to print your label to your laser or inkjet printer.
2. Fold the printed page along the horizontal line.
3. Place label in shipping pouch and affix it to your shipment so that the barcode portion of the label can be read and scanned.

Use of this system constitutes your agreement to the service conditions in the current FedEx Service Guide, available on fedex.com.FedEx will not be responsible for any claim in excess of $100 per package, whether the result of loss, damage, delay, non-delivery,misdelivery,or misinformation, unless you declare a higher value, pay an additional charge, document your actual loss and file a timely claim.Limitations found in the current FedEx Service Guide apply. Your right to recover from FedEx for any loss, including intrinsic value of the package, loss of sales, income interest, profit, attorney's fees, costs, and other forms of damage whether direct, incidental,consequential, or special is limited to the greater of $100 or the authorized declared value. Recovery cannot exceed actual documented loss.Maximum for items of extraordinary value is $500, e.g. jewelry, precious metals, negotiable instruments and other items listed in our ServiceGuide. Written claims must be filed within strict time limits, see current FedEx Service Guide.

After printing this label:
1. Use the 'Print' button on this page to print your label to your laser or inkjet printer.
2. Fold the printed page along the horizontal line.
3. Place label in shipping pouch and affix it to your shipment so that the barcode portion of the label can be read and scanned.

Use of this system constitutes your agreement to the service conditions in the current FedEx Service Guide, available on fedex.com.FedEx will not be responsible for any claim in excess of $100 per package, whether the result of loss, damage, delay, non-delivery,misdelivery,or misinformation, unless you declare a higher value, pay an additional charge, document your actual loss and file a timely claim.Limitations found in the current FedEx Service Guide apply. Your right to recover from FedEx for any loss, including intrinsic value of the package, loss of sales, income interest, profit, attorney's fees, costs, and other forms of damage whether direct, incidental,consequential, or special is limited to the greater of $100 or the authorized declared value. Recovery cannot exceed actual documented loss.Maximum for items of extraordinary value is $500, e.g. jewelry, precious metals, negotiable instruments and other items listed in our ServiceGuide. Written claims must be filed *within strict time limits, see current FedEx Service Guide.*

pH LOG SHEET

WO#: 3505892

Client/Project Five Mile Creek

SampNumber	Method	Matrix		pH	Containers	Temp	Acid	
350589202	7841	W	<	2	(1)		HNO3	nlabus 30-Apr-12
350589202	2340B	W	<	2	(1)		HNO3	nlabus 30-Apr-12
350589202	6010	W	<	2	(1)		HNO3	nlabus 30-Apr-12
350589202	7470	W	<	2	(1)		HNO3	nlabus 30-Apr-12
350589203	7841	W	<	2	(1)		HNO3	nlabus 30-Apr-12
350589203	7470	W	<	2	(1)		HNO3	nlabus 30-Apr-12
350589203	6010	W	<	2	(1)		HNO3	nlabus 30-Apr-12
350589203	2340B	W	<	2	(1)		HNO3	nlabus 30-Apr-12
350589204	7841	W	<	2	(1)		HNO3	nlabus 30-Apr-12
350589204	2340B	W	<	2	(1)		HNO3	nlabus 30-Apr-12

SampNumber	Method	Matrix		pH	Containers	Temp	Acid	
350589204	6010	W	<	2	(1)		HNO3	nlabus 30-Apr-12
350589204	7470	W	<	2	(1)		HNO3	nlabus 30-Apr-12
350589205	2340B	W	<	2	(1)		HNO3	nlabus 30-Apr-12
350589205	7841	W	<	2	(1)		HNO3	nlabus 30-Apr-12
350589205	7470	W	<	2	(1)		HNO3	nlabus 30-Apr-12
350589205	6010	W	<	2	(1)		HNO3	nlabus 30-Apr-12

SAMPLE RECEIPT CONFIRMATION SHEET

Client Information

SDG:	3505892	**Req:**	91088
Client:	OTIE	**Project:**	Five Mile Creek
Level:	4	**Date Rec'd:**	4/27/2012 9:45:00 AM
Rec'd via:	Fed-Ex	**Due Date:**	5/14/2012

Sample Verification

Samples/Cooler Secure?	Yes	**All Samples on COC accounted For?**	Yes
Temperature of Samples(Celsius)	4.3C/4.1C	**All Samples Rec'd Intact?**	Yes
pH Verified?	Yes	**Sample Vol. Sufficient For Analysis**	Yes
pH WNL?	Yes	**Samples Rec'd W/I Hold Time?**	Yes
Soil Origin (Domestic/Foreign):	Domestic	**Are All Samples to be Analyzed?**	Yes
Site Location/Project on COC?	Yes	**Correct Sample Containers?**	Yes
Client Project # on COC?	Yes	**COC Comments written on COC?**	Yes
Project Mgr. Indicated on COC?	Yes	**Samplers Initials on COC?**	Yes
COC relinquished/Dated by Client?	Yes	**Sample Date/Time Indicated?**	Yes
COC Received/Dated by SA?	Yes	**TAT Requested:**	STD
Specific Subcontract Indicated?	No	**Client Requests Verbal Results?**	No
Samples Received By	Fed-Ex	**Client Requests Faxed Results?**	No
SA to Conduct ALL Analyses?	Yes		
Radioactivity Check?	No		
COC Present?	Yes		

LABEL REVIEW _____

PEER REVIEW _____

Client: OTIE

WONo: 3505892 Profile Name: Five Mile Creek Profile #: 91088

MATRIX S

Sample #	Bottle	Parameter		Check	Received	Date
01	003	6010	Metals	In	Nicole Labus	4/30/2012 1:50:06 PM
01	002	6010	Metals	In	Nicole Labus	4/30/2012 1:50:11 PM
01	001	6010	Metals	In	Nicole Labus	4/30/2012 1:50:13 PM
01	002	6010	Metals	Out	Gerson Calienes	5/1/2012 8:47:25 AM
01	002	6010	Metals	In	Justin Bowman	5/1/2012 5:40:15 PM
01	003	7471	Mercury	In	Nicole Labus	4/30/2012 1:50:07 PM
01	002	7471	Mercury	In	Nicole Labus	4/30/2012 1:50:11 PM
01	001	7471	Mercury	In	Nicole Labus	4/30/2012 1:50:13 PM
01	002	7471	Mercury	Out	Gerson Calienes	5/1/2012 8:47:26 AM
01	002	7471	Mercury	In	Justin Bowman	5/1/2012 5:40:16 PM
01	003	8082	PCB	In	Nicole Labus	4/30/2012 1:50:08 PM
01	002	8082	PCB	In	Nicole Labus	4/30/2012 1:50:11 PM
01	001	8082	PCB	In	Nicole Labus	4/30/2012 1:50:13 PM
01	001	8082	PCB	Out	Christelle Abadia	5/2/2012 2:21:53 PM
01	001	8082	PCB	In	Christelle Abadia	5/2/2012 8:22:06 PM
01	003	8270	GCMS semivolatile	In	Nicole Labus	4/30/2012 1:50:08 PM
01	002	8270	GCMS semivolatile	In	Nicole Labus	4/30/2012 1:50:11 PM
01	001	8270	GCMS semivolatile	In	Nicole Labus	4/30/2012 1:50:13 PM
01	003	8270	GCMS semivolatile	Out	Tammy Reuter	5/3/2012 10:25:28 AM
01	001	8270	GCMS semivolatile	Out	Tammy Reuter	5/3/2012 10:25:32 AM
01	001	8270	GCMS semivolatile	In	Tammy Reuter	5/8/2012 4:18:02 PM
01	003	8270	GCMS semivolatile	In	Tammy Reuter	5/8/2012 4:18:05 PM
01	003	8270_SIM	GCMS semivolatile SIM	In	Nicole Labus	4/30/2012 1:50:09 PM
01	002	8270_SIM	GCMS semivolatile SIM	In	Nicole Labus	4/30/2012 1:50:11 PM
01	001	8270_SIM	GCMS semivolatile SIM	In	Nicole Labus	4/30/2012 1:50:13 PM
01	003	8270_SIM	GCMS semivolatile SIM	Out	Tammy Reuter	5/4/2012 10:03:27 AM
01	002	8270_SIM	GCMS semivolatile SIM	Out	Tammy Reuter	5/4/2012 10:03:29 AM

01	001	8270_SIM	GCMS semivolatile SIM	Out	Tammy Reuter	5/4/2012 10:03:31 AM
01	003	8270_SIM	GCMS semivolatile SIM	In	Tammy Reuter	5/4/2012 10:03:51 AM
01	002	8270_SIM	GCMS semivolatile SIM	In	Tammy Reuter	5/4/2012 10:03:55 AM
01	001	8270_SIM	GCMS semivolatile SIM	In	Tammy Reuter	5/4/2012 10:04:00 AM
01	003	9060MOD	Total Organic Carbon	In	Nicole Labus	4/30/2012 1:50:09 PM
01	002	9060MOD	Total Organic Carbon	In	Nicole Labus	4/30/2012 1:50:11 PM
01	001	9060MOD	Total Organic Carbon	In	Nicole Labus	4/30/2012 1:50:13 PM
01	002	9060MOD	Total Organic Carbon	Out	Devon Thompson	5/1/2012 8:47:48 AM
01	002	9060MOD	Total Organic Carbon	In	Devon Thompson	5/1/2012 4:30:21 PM
01	003	Dry Weight	Dry Weight	In	Nicole Labus	4/30/2012 1:50:09 PM
01	002	Dry Weight	Dry Weight	In	Nicole Labus	4/30/2012 1:50:11 PM
01	001	Dry Weight	Dry Weight	In	Nicole Labus	4/30/2012 1:50:13 PM
01	002	Dry Weight	Dry Weight	Out	Gerson Calienes	5/1/2012 8:47:27 AM
01	002	Dry Weight	Dry Weight	In	Justin Bowman	5/1/2012 5:40:16 PM
01	003	Dry Weight	Dry Weight	Out	Justin Bowman	5/2/2012 9:34:36 AM
01	003	Dry Weight	Dry Weight	In	Justin Bowman	5/2/2012 1:11:49 PM

WONo: 3505892 Profile Name: Five Mile Creek Profile #: 91088

MATRIX W

Sample #	Bottle	Parameter		Check	Received	Date
02	007	2340B	Hardness By Calculation	In	Nicole Labus	4/30/2012 1:50:59 PM
02	007	2340B	Hardness By Calculation	Out	Justin Bowman	4/30/2012 6:21:01 PM
02	007	2340B	Hardness By Calculation	In	Justin Bowman	4/30/2012 6:43:32 PM
02	007	6010	Metals	In	Nicole Labus	4/30/2012 1:50:58 PM
02	007	6010	Metals	Out	Justin Bowman	5/1/2012 11:09:55 AM
02	007	6010	Metals	In	Justin Bowman	5/1/2012 5:42:02 PM
02	007	6010	Metals	Out	Justin Bowman	5/3/2012 9:53:22 AM
02	007	6010	Metals	In	Justin Bowman	5/3/2012 7:25:03 PM
02	007	7470	Mercury	In	Nicole Labus	4/30/2012 1:50:59 PM
02	007	7470	Mercury	Out	Justin Bowman	5/1/2012 11:09:55 AM
02	007	7470	Mercury	In	Justin Bowman	5/1/2012 5:42:02 PM
02	007	7841	Thallium (GFAA)	In	Nicole Labus	4/30/2012 1:51:00 PM
02	007	7841	Thallium (GFAA)	Out	Justin Bowman	4/30/2012 6:21:01 PM
02	007	7841	Thallium (GFAA)	In	Justin Bowman	4/30/2012 6:43:32 PM
02	006	8082	PCB	In	Nicole Labus	4/30/2012 1:52:13 PM
02	005	8082	PCB	In	Nicole Labus	4/30/2012 1:52:15 PM
02	002	8082	PCB	Consumed	Ryan Bennett	5/2/2012 9:23:02 AM
02	002	8270	GCMS semivolatile	In	Nicole Labus	4/30/2012 1:51:51 PM
02	001	8270	GCMS semivolatile	In	Nicole Labus	4/30/2012 1:51:53 PM
02	004	8270	GCMS semivolatile	Consumed	Ryan Bennett	5/3/2012 10:50:38 AM
02	004	8270_SIM	GCMS semivolatile SIM	In	Nicole Labus	4/30/2012 1:51:59 PM
02	003	8270_SIM	GCMS semivolatile SIM	In	Nicole Labus	4/30/2012 1:52:01 PM
02	001	8270_SIM	GCMS semivolatile SIM	Consumed	Ryan Bennett	5/1/2012 9:39:52 AM
03	005	2340B	Hardness By Calculation	In	Nicole Labus	4/30/2012 1:51:16 PM
03	005	2340B	Hardness By Calculation	Out	Justin Bowman	4/30/2012 6:20:58 PM
03	005	2340B	Hardness By Calculation	In	Justin Bowman	4/30/2012 6:43:12 PM
03	005	6010	Metals	In	Nicole Labus	4/30/2012 1:51:16 PM
03	005	6010	Metals	Out	Justin Bowman	5/1/2012 11:09:47 AM

03	005	6010	Metals	In	Justin Bowman	5/1/2012 5:41:34 PM
03	005	6010	Metals	Out	Justin Bowman	5/3/2012 9:53:16 AM
03	005	6010	Metals	In	Justin Bowman	5/3/2012 7:25:01 PM
03	005	7470	Mercury	In	Nicole Labus	4/30/2012 1:51:16 PM
03	005	7470	Mercury	Out	Justin Bowman	5/1/2012 11:09:47 AM
03	005	7470	Mercury	In	Justin Bowman	5/1/2012 5:41:40 PM
03	005	7841	Thallium (GFAA)	In	Nicole Labus	4/30/2012 1:51:16 PM
03	005	7841	Thallium (GFAA)	Out	Justin Bowman	4/30/2012 6:20:58 PM
03	005	7841	Thallium (GFAA)	In	Justin Bowman	4/30/2012 6:43:14 PM
03	004	8082	PCB	In	Nicole Labus	4/30/2012 1:52:15 PM
03	003	8082	PCB	In	Nicole Labus	4/30/2012 1:52:15 PM
03	003	8082	PCB	Consumed	Ryan Bennett	5/2/2012 9:23:05 AM
03	001	8270	GCMS semivolatile	In	Nicole Labus	4/30/2012 1:51:53 PM
03	004	8270	GCMS semivolatile	Consumed	Ryan Bennett	5/3/2012 10:50:51 AM
03	002	8270_SIM	GCMS semivolatile SIM	In	Nicole Labus	4/30/2012 1:52:02 PM
03	003	8270_SIM	GCMS semivolatile SIM	In	Nicole Labus	4/30/2012 1:52:02 PM
03	001	8270_SIM	GCMS semivolatile SIM	Consumed	Ryan Bennett	5/1/2012 9:40:00 AM
04	007	2340B	Hardness By Calculation	In	Nicole Labus	4/30/2012 1:51:17 PM
04	007	2340B	Hardness By Calculation	Out	Justin Bowman	4/30/2012 6:20:52 PM
04	007	2340B	Hardness By Calculation	In	Justin Bowman	4/30/2012 6:43:16 PM
04	007	6010	Metals	In	Nicole Labus	4/30/2012 1:51:17 PM
04	007	6010	Metals	Out	Justin Bowman	5/1/2012 11:09:51 AM
04	007	6010	Metals	In	Justin Bowman	5/1/2012 5:41:56 PM
04	007	6010	Metals	Out	Justin Bowman	5/3/2012 9:53:12 AM
04	007	6010	Metals	In	Justin Bowman	5/3/2012 7:24:58 PM
04	007	7470	Mercury	In	Nicole Labus	4/30/2012 1:51:17 PM
04	007	7470	Mercury	Out	Justin Bowman	5/1/2012 11:09:51 AM
04	007	7470	Mercury	In	Justin Bowman	5/1/2012 5:41:56 PM
04	007	7841	Thallium (GFAA)	In	Nicole Labus	4/30/2012 1:51:17 PM
04	007	7841	Thallium (GFAA)	Out	Justin Bowman	4/30/2012 6:20:52 PM
04	007	7841	Thallium (GFAA)	In	Justin Bowman	4/30/2012 6:43:16 PM

04	006	8082	PCB	In	Nicole Labus	4/30/2012 1:52:16 PM
04	005	8082	PCB	In	Nicole Labus	4/30/2012 1:52:17 PM
04	002	8082	PCB	Consumed	Ryan Bennett	5/2/2012 9:23:07 AM
04	001	8270	GCMS semivolatile	In	Nicole Labus	4/30/2012 1:51:54 PM
04	002	8270	GCMS semivolatile	In	Nicole Labus	4/30/2012 1:51:54 PM
04	001	8270	GCMS semivolatile	Consumed	Ryan Bennett	5/3/2012 10:50:55 AM
04	004	8270_SIM	GCMS semivolatile SIM	In	Nicole Labus	4/30/2012 1:52:02 PM
04	006	8270_SIM	GCMS semivolatile SIM	Consumed	Ryan Bennett	5/1/2012 9:40:04 AM
05	001	2340B	Hardness By Calculation	In	Nicole Labus	4/30/2012 1:51:18 PM
05	001	2340B	Hardness By Calculation	Out	Justin Bowman	4/30/2012 6:20:45 PM
05	001	2340B	Hardness By Calculation	In	Justin Bowman	4/30/2012 6:43:24 PM
05	001	6010	Metals	In	Nicole Labus	4/30/2012 1:51:18 PM
05	001	6010	Metals	Out	Justin Bowman	5/1/2012 11:09:36 AM
05	001	6010	Metals	In	Justin Bowman	5/1/2012 5:41:52 PM
05	001	6010	Metals	Out	Justin Bowman	5/3/2012 9:53:02 AM
05	001	6010	Metals	In	Justin Bowman	5/3/2012 7:25:05 PM
05	001	7470	Mercury	In	Nicole Labus	4/30/2012 1:51:18 PM
05	001	7470	Mercury	Out	Justin Bowman	5/1/2012 11:09:37 AM
05	001	7470	Mercury	In	Justin Bowman	5/1/2012 5:41:52 PM
05	001	7841	Thallium (GFAA)	In	Nicole Labus	4/30/2012 1:51:18 PM
05	001	7841	Thallium (GFAA)	Out	Justin Bowman	4/30/2012 6:20:50 PM
05	001	7841	Thallium (GFAA)	In	Justin Bowman	4/30/2012 6:43:24 PM

Addendum

160512 1644

Letter of Acceptance

Customer Name:	Oneida Total Integrated Enterprises
Date and Time Received:	4/27/2012 9:45:00 AM
Date to be Reported:	5/11/2012
Laboratory Submission Number/SDG:	3505892

Project: OTIE-Five Mile Creek / Site 1392

Samples: The submission consisted of 5 samples, including QC, with sample identification shown in the attached data tables.

Tests: The Samples will be analyzed for EPA methods: 2340B, 6010, 7470, 7471, 7841, 8082, 8270, 8270_SIM, 9060MOD.

Sample Custody/COC discrepancies:

Hardness was added to waters per client request.

Notes:

Temp 4.3C, 4.1C
pH<2 6010

Distribution of Report to:

Oneida Total Integrated Enterprises
Attn: Limari Krebs
(W): 678-355-5550
(F): 770-528-0167

Note: Submitted material will be retained for 30 days unless otherwise requested by client or consumed in analysis. Spectrum Analytical letters and reports are for the exclusive use of the client to whom they are addressed. Our letters and reports apply to the sample tested and are not necessarily indicative of the qualities of apparently identical or similar materials.

Log-in Report

Level: 4

Total of: 32 analyses on 26 samples (including QC) *05-May-12*

Report/SDG #: 3505892

SampleID	LAB ID	StationID	Matrix	SampleDate	ReceiveDate
EPAFMC-SD-30	350589201	EPAFMC28	S	4/26/2012 9:55:00 AM	4/27/2012 9:45:00 AM

Method		
6010	Metals	6010
7471	Mercury	7471
8082	PCB	8082
8270	GCMS semivolatile	8270
8270_SIM	GCMS semivolatile SIM	8270 SIM
9060MOD	Total Organic Carbon	9060 MOD
Dry Weight	Dry Weight	Dry Weight

SampleID	LAB ID	StationID	Matrix	SampleDate	ReceiveDate
EPAFMC-SW-01R	350589202	EPAFMC11	W	4/26/2012 9:08:00 AM	4/27/2012 9:45:00 AM

Method		
2340B	Hardness By Calculation	A2340B
6010	Metals	6010
7470	Mercury	7470
7841	Thallium (GFAA)	7841
8082	PCB	8082
8270	GCMS semivolatile	8270
8270_SIM	GCMS semivolatile SIM	8270 SIM

Report/SDG #: 3505892

SampleID	LAB ID	StationID	Matrix	SampleDate	ReceiveDate
EPAFMC-SW-03R	350589203	EPAFMC11	W	4/26/2012 9:13:00 AM	4/27/2012 9:45:00 AM

Method		
2340B	Hardness By Calculation	A2340B
6010	Metals	6010
7470	Mercury	7470
7841	Thallium (GFAA)	7841
8082	PCB	8082
8270	GCMS semivolatile	8270
8270_SIM	GCMS semivolatile SIM	8270 SIM

SampleID	LAB ID	StationID	Matrix	SampleDate	ReceiveDate
EPAFMC-SW-04	350589204	EPAFMC28	W	4/26/2012 9:40:00 AM	4/27/2012 9:45:00 AM

Method		
2340B	Hardness By Calculation	A2340B
6010	Metals	6010
7470	Mercury	7470
7841	Thallium (GFAA)	7841
8082	PCB	8082
8270	GCMS semivolatile	8270
8270_SIM	GCMS semivolatile SIM	8270 SIM

SampleID	LAB ID	StationID	Matrix	SampleDate	ReceiveDate
EPAFMC-PB-01	350589205	R4DART	W	4/26/2012 11:00:00 AM	4/27/2012 9:45:00 AM

Method		
2340B	Hardness By Calculation	A2340B
6010	Metals	6010
7470	Mercury	7470
7841	Thallium (GFAA)	7841

Mark Gudnason [Tampa]

From: Mark Gudnason [Tampa]
Sent: Thursday, May 10, 2012 8:22 AM
To: 'Limari Krebs'; 'Russell Henderson'
Subject: FW: 3505892-8270-OTIE

Good morning.
This will be in the case narrative for the referenced method and SDG.

A. Calibration:

All acceptance criteria were met. The low calibration standard is 500 ug/Kg for the following analyte: Pentachlorophenol.

B. Blanks:

All acceptance criteria were met with the exception of:

Blank 128824MB was analyzed with the soil samples extracted on 05/03/12. The following analyte was detected below RL: Bis(2-ethylhexyl)phthalate at 144 ug/Kg. Since this compound was detected below the RL, no further action was taken.

Samples coded accordingly.

C. Surrogates:

All acceptance criteria were met.

D. Spikes:

1. Laboratory Control Spikes (LCS)

All acceptance criteria were met with the exception of:

LCS 128810LCS was analyzed with the water samples extracted on 05/03/12. The following analytes were recovered above criteria: 2,4-Dinitrophenol at 124 % with criteria of (35-112), Benzo(b)fluoranthene at 116 % with criteria of (66-110). Since these compounds were recovered only slightly above criteria, no further action was taken.

LCS 128811LCSD was analyzed with the water samples extracted on 05/03/12. All criteria were met. The following analyte exceeded RPD criteria: Hexachlorocyclopentadiene at 20.6 % with criteria of (20). No further action was taken, since percent recovery limits were met.

LCS 128825LCS was analyzed with the soil samples extracted on 05/03/12. The following analyte had marginal exceedance limit failures: Bis(2-ethylhexyl) phthalate at 162 % with criteria of (58.3-135.7). Bis(2-ethylhexyl)phthalate is a common laboratory contaminant and that likely elevated spike recoveries. No further action was taken, since this compound was not detected in any soil samples.

Samples coded accordingly.

Mark Gudnason [Tampa]

From: Mark Gudnason [Tampa]
Sent: Thursday, May 10, 2012 3:32 PM
To: 'Limari Krebs'
Cc: Brian Spann [Tampa]
Subject: RE: OTIE-Five Mile Creek : 3505892.zip, 3505892-final.pdf

Attachments: 3505892-final.pdf; 3505892.zip

3505892-final.pdf (406 KB) 3505892.zip (112 KB)

Limari,

Attached is the final and complete set of result forms and excel for the referenced SDG.

Mark

The message is ready to be sent with the following file or link attachments:

3505892.zip
3505892-final.pdf

Note: To protect against computer viruses, e-mail programs may prevent sending or receiving certain types of file attachments. Check your e-mail security settings to determine how attachments are handled.

EXECUTIVE SUMMARY - Detection Highlights

3505892

SAMPLE ID: EPAFMC-PB-01

DRAFT

PARAMETER	RESULT	REPORTING LIMIT	UNITS	ANALYTICAL METHOD
Hardness	0.340 J	1.00	mg/L	A2340B
Beryllium	0.129 J	5.00	UG/L	SW6010B
Calcium	120	100	UG/L	SW6010B
Manganese	2.79 J	10.0	UG/L	SW6010B
Mercury	0.0527 J	0.200	UG/L	SW7470A

SAMPLE ID: EPAFMC-SD-30

DRAFT

PARAMETER	RESULT	REPORTING LIMIT	UNITS	ANALYTICAL METHOD
Aluminum	5300	6.24	MG/KG	SW6010B
Arsenic	9.57	0.624	MG/KG	SW6010B
Barium	39.9	0.312	MG/KG	SW6010B
Beryllium	0.818	0.312	MG/KG	SW6010B
Chromium	32.7	0.312	MG/KG	SW6010B
Cobalt	4.17	0.312	MG/KG	SW6010B
Copper	6.20	0.312	MG/KG	SW6010B
Iron	21800	3.12	MG/KG	SW6010B
Lead	6.01	0.499	MG/KG	SW6010B
Magnesium	1630	6.24	MG/KG	SW6010B
Nickel	4.52	0.312	MG/KG	SW6010B
Potassium	605	31.2	MG/KG	SW6010B
Sodium	80.4	18.7	MG/KG	SW6010B
Thallium	0.479 J	0.624	MG/KG	SW6010B
Vanadium	33.0	0.312	MG/KG	SW6010B
Zinc	21.5	0.624	MG/KG	SW6010B
Mercury	0.0152	0.0151	MG/KG	SW7471A
2-Methylnaphthalene	2.40 J	3.1	UG/KG	SW8270D-SIM
Anthracene	4.90	3.1	UG/KG	SW8270D-SIM
Benzo(a)anthracene	56.0	3.1	UG/KG	SW8270D-SIM
Benzo(a)pyrene	62.4	3.1	UG/KG	SW8270D-SIM
Benzo(b)fluoranthene	94.9	3.1	UG/KG	SW8270D-SIM
Benzo(g,h,i)perylene	35.7	3.1	UG/KG	SW8270D-SIM
Benzo(k)fluoranthene	24.4	3.1	UG/KG	SW8270D-SIM
Chrysene	44.2	3.1	UG/KG	SW8270D-SIM
Dibenzo(a,h)anthracene	10.5	3.1	UG/KG	SW8270D-SIM

100512 1523

EXECUTIVE SUMMARY - Detection Highlights

3505892

Fluoranthene	96.7	3.1	UG/KG	SW8270D-SIM
Indeno(1,2,3-cd)pyrene	32.8	3.1	UG/KG	SW8270D-SIM
Naphthalene	2.00 J	3.1	UG/KG	SW8270D-SIM
Phenanthrene	24.6	3.1	UG/KG	SW8270D-SIM
Pyrene	66.0	3.1	UG/KG	SW8270D-SIM
TOC	1820	396	MG/KG	SW9060

SAMPLE ID: EPAFMC-SW-01R

DRAFT

PARAMETER	RESULT	REPORTING LIMIT	UNITS	ANALYTICAL METHOD
Hardness	188	1.00	mg/L	A2340B
Aluminum	78.7 J	100	UG/L	SW6010B
Arsenic	6.47 J	10.0	UG/L	SW6010B
Barium	33.8	10.0	UG/L	SW6010B
Beryllium	0.171 J	5.00	UG/L	SW6010B
Calcium	41700	100	UG/L	SW6010B
Chromium	1.58 J	10.0	UG/L	SW6010B
Iron	126	50.0	UG/L	SW6010B
Magnesium	20400	100	UG/L	SW6010B
Manganese	60.8	10.0	UG/L	SW6010B
Potassium	1130	500	UG/L	SW6010B
Selenium	6.67 J	20.0	UG/L	SW6010B
Sodium	24200	300	UG/L	SW6010B
Vanadium	0.712 J	10.0	UG/L	SW6010B
Zinc	5.83 J	20.0	UG/L	SW6010B
Mercury	0.0515 J	0.200	UG/L	SW7470A
Fluoranthene	0.0310 J	0.051	UG/L	SW8270D-SIM
Naphthalene	0.0380 J	0.051	UG/L	SW8270D-SIM
Phenanthrene	0.0300 J	0.051	UG/L	SW8270D-SIM

SAMPLE ID: EPAFMC-SW-03R

DRAFT

PARAMETER	RESULT	REPORTING LIMIT	UNITS	ANALYTICAL METHOD
Hardness	197	1.00	mg/L	A2340B
Aluminum	63.2 J	100	UG/L	SW6010B
Barium	35.6	10.0	UG/L	SW6010B
Beryllium	0.132 J	5.00	UG/L	SW6010B

100512 1523

EXECUTIVE SUMMARY - Detection Highlights

3505892

Calcium	44000	100	UG/L	SW6010B
Chromium	2.02 J	10.0	UG/L	SW6010B
Iron	125	50.0	UG/L	SW6010B
Magnesium	21200	100	UG/L	SW6010B
Manganese	75.8	10.0	UG/L	SW6010B
Potassium	1160	500	UG/L	SW6010B
Selenium	5.78 J	20.0	UG/L	SW6010B
Sodium	25300	300	UG/L	SW6010B
Vanadium	0.615 J	10.0	UG/L	SW6010B
Zinc	7.05 J	20.0	UG/L	SW6010B
Mercury	0.0560 J	0.200	UG/L	SW7470A
Benzo(a)anthracene	0.0210 J	0.051	UG/L	SW8270D-SIM
Benzo(b)fluoranthene	0.0230 J	0.051	UG/L	SW8270D-SIM
Fluoranthene	0.0320 J	0.051	UG/L	SW8270D-SIM
Naphthalene	0.0430 J	0.051	UG/L	SW8270D-SIM
Phenanthrene	0.0290 J	0.051	UG/L	SW8270D-SIM
Pyrene	0.0210 J	0.051	UG/L	SW8270D-SIM

SAMPLE ID: EPAFMC-SW-04

DRAFT

PARAMETER	RESULT	REPORTING LIMIT	UNITS	ANALYTICAL METHOD
Hardness	191	1.00	mg/L	A2340B
Aluminum	58.9 J	100	UG/L	SW6010B
Barium	30.9	10.0	UG/L	SW6010B
Beryllium	0.143 J	5.00	UG/L	SW6010B
Calcium	41400	100	UG/L	SW6010B
Chromium	1.77 J	10.0	UG/L	SW6010B
Iron	64.3	50.0	UG/L	SW6010B
Magnesium	21300	100	UG/L	SW6010B
Manganese	17.2	10.0	UG/L	SW6010B
Potassium	795	500	UG/L	SW6010B
Sodium	2830	300	UG/L	SW6010B
Vanadium	0.660 J	10.0	UG/L	SW6010B
Zinc	4.09 J	20.0	UG/L	SW6010B
Mercury	0.0500 J	0.200	UG/L	SW7470A
Bis(2-ethylhexyl)phthalat	10.3	5.1	UG/L	SW8270D

100512 1523

DRAFT

Organics

100512 1523

Organic Data Qualifiers

DRAFT

U Indicates the analyte was analyzed for but not detected. The number adjacent to the "U" qualifier indicates the reporting limit for that analyte. The reporting limit can vary from sample to sample depending on dilution factors or the percent moisture adjustment when indicated.

J Indicates estimated value. It is used when the data indicates the presence of an analyte above the method detection limit (MDL) yet lower than the reporting limit.

B Indicates the analyte was found in the associated blank as well as in the sample. The notation indicates possible contamination of the sample.

E Indicates the value reported is above the highest calibration standard for that analyte. The sample should be analyzed at an appropriate dilution. "E" qualified values are estimations and the diluted result may be reported on another Form 1.

D Indicates the analyte has been identified in a dilution reanalysis. "D" qualifiers are used for samples that have been analyzed at a lesser dilution than required for accurate quantitation.

C The "C" qualifier indicates the presence of this analyte has been confirmed by GC/MS analysis.

P This qualifier is used for pesticide / Aroclor target analytes where there is greater than 25% difference for the detected concentration between the two GC columns.

N This qualifier indicates presumptive evidence of an analyte. This qualifier is only used for tentatively identified compounds (TIC), where the identification is based on a mass spectral library search. It is applied to all TIC results. For generic characterization of a TIC, such as chlorinated hydrocarbon, the "N" qualifier is not used.

A This qualifier indicates that a TIC is a suspected aldol-condensation product.

X Data flagged as rejected by analyst utilizing analytical judgement.

100512 1523

Organic Sample ID Qualifiers

DRAFT

The qualifiers that may be appended to the lab sample ID and/or the client sample ID for organic analysis are defined below:

DL Diluted reanalysis. Indicates that the results of the original analysis of the sample contained compounds that exceeded the calibration range. The sample was diluted and reanalyzed. May be followed by a digit to indicate multiple dilutions of the sample. The results of more than one diluted reanalysis may be reported.

R Reanalysis. The extract was reanalyzed without re-extraction. The "R" is not used if the sample was also re-extracted. May be followed by a digit to indicate multiple reanalysis of the sample at the same dilution.

RE Re-extracted. The extract was reanalyzed with re-extraction. May be followed by a digit to indicate multiple re-extraction of the same sample at the same dilution.

MS Matrix spike (may be followed by a digit to indicate multiple matrix within a sample set).

SD Matrix spike duplicate (may be followed by a digit to indicate multiple matrix spike duplicate within a sample set).

DRAFT

8270 SIM Semi-Volatile Organics

100512 1523

CASE NARRATIVE
GC/MS SEMIVOLATILE ORGANICS

Spectrum Analytical Inc. Lab Reference No./SDG: 3505892

Client: OTIE

I. RECEIPT

No exceptions were encountered unless a Sample Receipt Exception Report is attached to the Chain-of-Custody or a communication form is included in the addendum with this package.

II. HOLDING TIMES

A. Sample Preparation: All holding times were met.

B. Sample Analysis: All holding times were met.

III. METHODS

EPA SW846 8270D.

IV. PREPARATION

Soil samples were prepared by SW846 EPA 3545 for 8270 semi-volatile analysis.
Water samples were prepared by SW846 EPA 3510 for 8270 semi-volatile analysis.

V. ANALYSIS

A. Calibration:

All acceptance criteria were met.

B. Blanks:

All acceptance criteria were met.

C. Surrogates:

All acceptance criteria were met.

D. Spikes:

1. Laboratory Control Spikes (LCS)

All acceptance criteria were met with the exception of:

LCS 128336LCSD was analyzed with the water samples extracted on 05/01/12. All criteria were met. The following analyte exceeded RPD criteria: Dibenzo(a,h)anthracene at 22.8 % with criteria of (20). No further action was taken, since percent recovery limits were met.

Samples coded accordingly.

2. Matrix Spike/Matrix Spike Duplicate Samples (MS/SD)

No spikes requested by client.

CASE NARRATIVE
GC/MS SEMIVOLATILE ORGANICS

Spectrum Analytical Inc. Lab Reference No./SDG: 3505892

Client: OTIE

E. Internal Standards:

All acceptance criteria were met.

F. Samples:

Sample analysis proceeded normally.

I certify that this data package is in compliance with the terms and conditions agreed to by the client and Spectrum Analytical Inc., both technically and for completeness, except for the conditions noted above. Release of the data contained in this hardcopy data package has been authorized by the Laboratory Manager or designated person, as, verified by the following signature.

Signature:
Name: Brian C. Spanh **Title:** Lab Director

SIGNED: **DATE:**
05/04/2012

SEMI-VOLATILE ORGANIC CROSS REFERENCE TABLE

DRAFT

Lab Name: Spectrum Analytical, Inc. Contract: OTIE-Five Mile Creek / Site 1392

Lab Code : PEL Case No. SAS No: SDG No.: 3505892

Method: 8270 SIM

EPA Sample No	Lab Sample ID
EPAFMC-SD-30	350589201
EPAFMC-SW-01R	350589202
EPAFMC-SW-03R	350589203
EPAFMC-SW-04	350589204

100512 1523

DRAFT

8270 SIM Sample Data

100512 1523

SEMI-VOLATILE ORGANIC ANALYSIS DATA SHEET

DRAFT

EPA Sample No.
EPAFMC-SD-30

Lab Name: Spectrum Analytical, Inc. Contract: OTIE-Five Mile Creek / Site 13

Lab Code : PEL Case No. SAS No: SDG No.: 3505892

Matrix: SOIL Lab Sample ID: 350589201 Lab File ID: 89201.D

Sample wt/vol: 25.73 Units: G Date Received: 04/27/12

Concentrated Extract Volume: 1 Date Extracted: 05/02/12

Level:(low/med) LOW Date Analyzed: 05/03/12 Time: 1350

PercentSolids: 84.4 decanted : Dilution Factor: 1

Extraction: OTHER Station ID: EPAFMC28 Method: 8270 SIM

GPC Cleanup : (Y/N) N pH:

Column(1): HPMS-5 ID: 0.25 (mm)

CONCENTRATION UNITS: UG/KG

CAS NO.	*ANALYTE*	*RESULT*	*Q*	*MDL*	*RL*
90-12-0	1-Methylnaphthalene	1.2	U	1.2	3.1
91-57-6	2-Methylnaphthalene	2.4	J	1.2	3.1
83-32-9	Acenaphthene	1.2	U	1.2	3.1
208-96-8	Acenaphthylene	1.2	U	1.2	3.1
120-12-7	Anthracene	4.9		1.2	3.1
56-55-3	Benzo(a)anthracene	56		1.3	3.1
50-32-8	Benzo(a)pyrene	62.4		1.6	3.1
205-99-2	Benzo(b)fluoranthene	94.9		1.7	3.1
191-24-2	Benzo(g,h,i)perylene	35.7		2.8	3.1
207-08-9	Benzo(k)fluoranthene	24.4		1.9	3.1
218-01-9	Chrysene	44.2		1.2	3.1
53-70-3	Dibenzo(a,h)anthracene	10.5		2.4	3.1
206-44-0	Fluoranthene	96.7		1.2	3.1
86-73-7	Fluorene	1.2	U	1.2	3.1
193-39-5	Indeno(1,2,3-cd)pyrene	32.8		2.8	3.1
91-20-3	Naphthalene	2	J	1.3	3.1
85-01-8	Phenanthrene	24.6		1.2	3.1
129-00-0	Pyrene	66		1.2	3.1

SEMI-VOLATILE ORGANIC ANALYSIS DATA SHEET

DRAFT

EPA Sample No.
EPAFMC-SW-01R

Lab Name: Spectrum Analytical, Inc. Contract: OTIE-Five Mile Creek / Site 13

Lab Code : PEL Case No. SAS No: SDG No.: 3505892

Matrix: WATER Lab Sample ID: 350589202 Lab File ID: 89202.D

Sample wt/vol: 980 Units: ML Date Received: 04/27/12

Concentrated Extract Volume: 1 Date Extracted: 05/01/12

Level:(low/med) LOW Date Analyzed: 05/02/12 Time: 1828

PercentSolids: 0 decanted : Dilution Factor: 1

Extraction: SEPF Station ID: EPAFMC11 Method: 8270 SIM

GPC Cleanup : (Y/N) N pH:

Column(1): HPMS-5 ID: 0.25 (mm)

CONCENTRATION UNITS: UG/L

CAS NO.	*ANALYTE*	*RESULT*	*Q*	*MDL*	*RL*
90-12-0	1-Methylnaphthalene	0.02	U	0.02	0.051
91-57-6	2-Methylnaphthalene	0.02	U	0.02	0.051
83-32-9	Acenaphthene	0.02	U	0.02	0.051
208-96-8	Acenaphthylene	0.02	U	0.02	0.051
120-12-7	Anthracene	0.02	U	0.02	0.051
56-55-3	Benzo(a)anthracene	0.02	U	0.02	0.051
50-32-8	Benzo(a)pyrene	0.02	U	0.02	0.051
205-99-2	Benzo(b)fluoranthene	0.02	U	0.02	0.051
191-24-2	Benzo(g,h,i)perylene	0.02	U	0.02	0.051
207-08-9	Benzo(k)fluoranthene	0.02	U	0.02	0.051
218-01-9	Chrysene	0.02	U	0.02	0.051
53-70-3	Dibenzo(a,h)anthracene	0.02	U	0.02	0.051
206-44-0	Fluoranthene	0.031	J	0.02	0.051
86-73-7	Fluorene	0.02	U	0.02	0.051
193-39-5	Indeno(1,2,3-cd)pyrene	0.02	U	0.02	0.051
91-20-3	Naphthalene	0.038	J	0.02	0.051
85-01-8	Phenanthrene	0.03	J	0.02	0.051
129-00-0	Pyrene	0.02	U	0.02	0.051

SEMI-VOLATILE ORGANIC ANALYSIS DATA SHEET

DRAFT

EPA Sample No.
EPAFMC-SW-03R

Lab Name: Spectrum Analytical, Inc. Contract: OTIE-Five Mile Creek / Site 13

Lab Code : PEL Case No. SAS No: SDG No.: 3505892

Matrix: WATER Lab Sample ID: 350589203 Lab File ID: 89203.D

Sample wt/vol: 980 Units: ML Date Received: 04/27/12

Concentrated Extract Volume: 1 Date Extracted: 05/01/12

Level:(low/med) LOW Date Analyzed: 05/02/12 Time: 1852

PercentSolids: 0 decanted : Dilution Factor: 1

Extraction: SEPF Station ID: EPAFMC11 Method: 8270 SIM

GPC Cleanup : (Y/N) N pH:

Column(1): HPMS-5 ID: 0.25 (mm)

CONCENTRATION UNITS: UG/L

CAS NO.	*ANALYTE*	*RESULT*	*Q*	*MDL*	*RL*
90-12-0	1-Methylnaphthalene	0.02	U	0.02	0.051
91-57-6	2-Methylnaphthalene	0.02	U	0.02	0.051
83-32-9	Acenaphthene	0.02	U	0.02	0.051
208-96-8	Acenaphthylene	0.02	U	0.02	0.051
120-12-7	Anthracene	0.02	U	0.02	0.051
56-55-3	Benzo(a)anthracene	0.021	J	0.02	0.051
50-32-8	Benzo(a)pyrene	0.02	U	0.02	0.051
205-99-2	Benzo(b)fluoranthene	0.023	J	0.02	0.051
191-24-2	Benzo(g,h,i)perylene	0.02	U	0.02	0.051
207-08-9	Benzo(k)fluoranthene	0.02	U	0.02	0.051
218-01-9	Chrysene	0.02	U	0.02	0.051
53-70-3	Dibenzo(a,h)anthracene	0.02	U	0.02	0.051
206-44-0	Fluoranthene	0.032	J	0.02	0.051
86-73-7	Fluorene	0.02	U	0.02	0.051
193-39-5	Indeno(1,2,3-cd)pyrene	0.02	U	0.02	0.051
91-20-3	Naphthalene	0.043	J	0.02	0.051
85-01-8	Phenanthrene	0.029	J	0.02	0.051
129-00-0	Pyrene	0.021	J	0.02	0.051

SEMI-VOLATILE ORGANIC ANALYSIS DATA SHEET

DRAFT

EPA Sample No.
EPAFMC-SW-04

Lab Name: Spectrum Analytical, Inc. Contract: OTIE-Five Mile Creek / Site 13

Lab Code : PEL Case No. SAS No: SDG No.: 3505892

Matrix: WATER Lab Sample ID: 350589204 Lab File ID: 89204.D

Sample wt/vol: 980 Units: ML Date Received: 04/27/12

Concentrated Extract Volume: 1 Date Extracted: 05/01/12

Level:(low/med) LOW Date Analyzed: 05/02/12 Time: 1916

PercentSolids: 0 decanted : Dilution Factor: 1

Extraction: SEPF Station ID: EPAFMC28 Method: 8270 SIM

GPC Cleanup : (Y/N) N pH:

Column(1): HPMS-5 ID: 0.25 (mm)

CONCENTRATION UNITS: UG/L

CAS NO.	*ANALYTE*	*RESULT*	*Q*	*MDL*	*RL*
90-12-0	1-Methylnaphthalene	0.02	U	0.02	0.051
91-57-6	2-Methylnaphthalene	0.02	U	0.02	0.051
83-32-9	Acenaphthene	0.02	U	0.02	0.051
208-96-8	Acenaphthylene	0.02	U	0.02	0.051
120-12-7	Anthracene	0.02	U	0.02	0.051
56-55-3	Benzo(a)anthracene	0.02	U	0.02	0.051
50-32-8	Benzo(a)pyrene	0.02	U	0.02	0.051
205-99-2	Benzo(b)fluoranthene	0.02	U	0.02	0.051
191-24-2	Benzo(g,h,i)perylene	0.02	U	0.02	0.051
207-08-9	Benzo(k)fluoranthene	0.02	U	0.02	0.051
218-01-9	Chrysene	0.02	U	0.02	0.051
53-70-3	Dibenzo(a,h)anthracene	0.02	U	0.02	0.051
206-44-0	Fluoranthene	0.02	U	0.02	0.051
86-73-7	Fluorene	0.02	U	0.02	0.051
193-39-5	Indeno(1,2,3-cd)pyrene	0.02	U	0.02	0.051
91-20-3	Naphthalene	0.02	U	0.02	0.051
85-01-8	Phenanthrene	0.02	U	0.02	0.051
129-00-0	Pyrene	0.02	U	0.02	0.051

DRAFT

8270 SIM QC Summary

100512 1523

SEMI-VOLATILE ORGANIC ANALYSIS DATA SHEET

DRAFT

EPA Sample No.

128334MB

Lab Name: Spectrum Analytical, Inc. Contract: OTIE-Five Mile Creek / Site 1392

Lab Code : PEL Case No.: SAS No: SDG No.: 3505892

Matrix: WATER Lab Sample ID: 128334MB Lab File ID: 9264MB.D

Sample wt/vol: 1000 Units: ML Date Received: 05/01/12

Concentrated Extract Volume: 1 Date Extracted: 05/01/12

Level:(low/med) LOW Date Analyzed: 05/02/12 Time: 0931

PercentSolids: 0 decanted : (Dilution Factor: 1

Extraction: SEPF Station ID: Method: 8270 SIM

GPC Cleanup : (Y/N) N pH:

Column(1): HPMS-5 ID: 0.25 (mm)

CONCENTRATION UNITS: UG/L

CAS NO.	*ANALYTE*	*RESULT*	*Q*	*MDL*	*RL*
90-12-0	1-Methylnaphthalene	0.02	U	0.02	0.05
91-57-6	2-Methylnaphthalene	0.02	U	0.02	0.05
83-32-9	Acenaphthene	0.02	U	0.02	0.05
208-96-8	Acenaphthylene	0.02	U	0.02	0.05
120-12-7	Anthracene	0.02	U	0.02	0.05
56-55-3	Benzo(a)anthracene	0.02	U	0.02	0.05
50-32-8	Benzo(a)pyrene	0.02	U	0.02	0.05
205-99-2	Benzo(b)fluoranthene	0.02	U	0.02	0.05
191-24-2	Benzo(g,h,i)perylene	0.02	U	0.02	0.05
207-08-9	Benzo(k)fluoranthene	0.02	U	0.02	0.05
218-01-9	Chrysene	0.02	U	0.02	0.05
53-70-3	Dibenzo(a,h)anthracene	0.02	U	0.02	0.05
206-44-0	Fluoranthene	0.02	U	0.02	0.05
86-73-7	Fluorene	0.02	U	0.02	0.05
193-39-5	Indeno(1,2,3-cd)pyrene	0.02	U	0.02	0.05
91-20-3	Naphthalene	0.02	U	0.02	0.05
85-01-8	Phenanthrene	0.02	U	0.02	0.05
129-00-0	Pyrene	0.02	U	0.02	0.05

1

SEMI-VOLATILE ORGANIC ANALYSIS DATA SHEET

DRAFT

EPA Sample No.

128646MB

Lab Name: Spectrum Analytical, Inc. Contract: OTIE-Five Mile Creek / Site 1392

Lab Code : PEL Case No.: SAS No: SDG No.: 3505892

Matrix: SOIL Lab Sample ID: 128646MB Lab File ID: 9282MB.D

Sample wt/vol: 20.34 Units: G Date Received: 05/02/12

Concentrated Extract Volume: 1 Date Extracted: 05/02/12

Level:(low/med) LOW Date Analyzed: 05/02/12 Time: 1025

PercentSolids: 100 decanted : (Dilution Factor: 1

Extraction: OTHER Station ID: Method: 8270 SIM

GPC Cleanup : (Y/N) N pH:

Column(1): HPMS-5 ID: 0.25 (mm)

CONCENTRATION UNITS: UG/KG

CAS NO.	*ANALYTE*	*RESULT*	*Q*	*MDL*	*RL*
90-12-0	1-Methylnaphthalene	1.3	U	1.3	3.3
91-57-6	2-Methylnaphthalene	1.3	U	1.3	3.3
83-32-9	Acenaphthene	1.3	U	1.3	3.3
208-96-8	Acenaphthylene	1.3	U	1.3	3.3
120-12-7	Anthracene	1.3	U	1.3	3.3
56-55-3	Benzo(a)anthracene	1.4	U	1.4	3.3
50-32-8	Benzo(a)pyrene	1.8	U	1.8	3.3
205-99-2	Benzo(b)fluoranthene	1.9	U	1.9	3.3
191-24-2	Benzo(g,h,i)perylene	3	U	3	3.3
207-08-9	Benzo(k)fluoranthene	2.1	U	2.1	3.3
218-01-9	Chrysene	1.3	U	1.3	3.3
53-70-3	Dibenzo(a,h)anthracene	2.6	U	2.6	3.3
206-44-0	Fluoranthene	1.3	U	1.3	3.3
86-73-7	Fluorene	1.3	U	1.3	3.3
193-39-5	Indeno(1,2,3-cd)pyrene	2.9	U	2.9	3.3
91-20-3	Naphthalene	1.4	U	1.4	3.3
85-01-8	Phenanthrene	1.3	U	1.3	3.3
129-00-0	Pyrene	1.3	U	1.3	3.3

2A

WATER SEMI-VOLATILE ORGANIC SURROGATE RECOVERY

DRAFT

Lab Name: Spectrum Analytical, Inc. Contract: OTIE-Five Mile Creek / Site 13

Lab Code : PEL Case No. SAS No: SDG NO.: 3505892

Column(1): HPMS-5 ID: 0.25 (mm)

EPA Sample NO.	S1 #	S2 #	S3 #	S4 #	S5 #	S6 #	TOT OUT
128334MB	78.0	82.0					0
128335LCS	76.0	84.0					0
128336LCSD	80.0	88.0					0
EPAFMC-SW-01R	80.4	82.4					0
EPAFMC-SW-03R	78.4	82.4					0
EPAFMC-SW-04	76.5	76.5					0

Control Limits

S1	=	p-Terphenyl-d14	33 - 141
S2	=	2-Fluorobiphenyl	43 - 116

Column to be used to flag recovery values
* Values outside of contract required QC limits
D Surrogates diluted out
Control limit source: (lab/method) METHOD

Form II

100512 1523

2A

SOIL SEMI-VOLATILE ORGANIC SURROGATE RECOVERY

DRAFT

Lab Name: Spectrum Analytical, Inc. Contract: OTIE-Five Mile Creek / Site 13

Lab Code : PEL Case No. SAS No: SDG NO.: 3505892

Column(1): HPMS-5 ID: 0.25 (mm)

EPA Sample NO.	S1 #	S2 #	S3 #	S4 #	S5 #	S6 #	TOT OUT
128646MB	77.2	82.1					0
128647LCS	82.3	85.6					0
EPAFMC-SD-30	71.3	79.6					0

Control Limits

S1	=	p-Terphenyl-d14	43 - 145
S2	=	2-Fluorobiphenyl	43 - 145

Column to be used to flag recovery values
* Values outside of contract required QC limits
D Surrogates diluted out
Control limit source: (lab/method) METHOD

Form II

100512 1523

3

SEMI-VOLATILE ORGANIC LAB CONTROL SAMPLE RECOVERY

DRAFT

EPA Sample No.

Lab Name: Spectrum Analytical, Inc. Contract: OTIE-Five Mile Creek / Site 13 128335LCS

Lab Code : PEL Case No. SAS No: SDG No.: 3505892

COMPOUND	SPIKE ADDED ug/L	LCS CONCENTRATION ug/L	LCS % REC #	LCS % RPD	QC LIMITS RPD	QC LIMITS REC.
1-Methylnaphthalene	0.5	0.35	70.0			68 - 115
2-Methylnaphthalene	0.5	0.5	100.0			47 - 121
Acenaphthene	0.5	0.44	88.0			64 - 110
Acenaphthylene	0.5	0.49	98.0			45 - 115
Anthracene	0.5	0.51	102.0			61 - 108
Benzo(a)anthracene	0.5	0.52	104.0			53 - 110
Benzo(a)pyrene	0.5	0.54	108.0			55 - 109
Benzo(b)fluoranthene	0.5	0.52	104.0			65 - 110
Benzo(g,h,i)perylene	0.5	0.42	84.0			68 - 115
Benzo(k)fluoranthene	0.5	0.43	86.0			70 - 111
Chrysene	0.5	0.38	76.0			71 - 115
Dibenzo(a,h)anthracene	0.5	0.35	70.0			60 - 104
Fluoranthene	0.5	0.46	92.0			63 - 114
Fluorene	0.5	0.49	98.0			59 - 120
Indeno(1,2,3-cd)pyrene	0.5	0.42	84.0			66 - 110
Naphthalene	0.5	0.46	92.0			68 - 125
Phenanthrene	0.5	0.44	88.0			31 - 147
Pyrene	0.5	0.41	82.0			59 - 120

Spike Recovery: 0 out of 18 outside limits

Column to be used to flag recovery values with an asterisk

* Values outside QC limits

Control limit source: (lab/method) METHOD

COMMENTS:

100512 1524

Form III

SEMI-VOLATILE ORGANIC LAB CONTROL SAMPLE RECOVERY

DRAFT

EPA Sample No.: 128336LCSD

Lab Name: Spectrum Analytical, Inc. Contract: OTIE-Five Mile Creek / Site 13

Lab Code : PEL Case No. SAS No: SDG No.: 3505892

COMPOUND	SPIKE ADDED ug/L	LCS CONCENTRATION ug/L	LCS % REC #	LCS % RPD	QC LIMITS RPD	QC LIMITS REC.
1-Methylnaphthalene	0.5	0.35	70.0	0.0	20	68 - 115
2-Methylnaphthalene	0.5	0.47	94.0	6.2	20	47 - 121
Acenaphthene	0.5	0.44	88.0	0.0	20	64 - 110
Acenaphthylene	0.5	0.49	98.0	0.0	20	45 - 115
Anthracene	0.5	0.5	100.0	2.0	20	61 - 108
Benzo(a)anthracene	0.5	0.54	108.0	3.8	20	53 - 110
Benzo(a)pyrene	0.5	0.52	104.0	3.8	20	55 - 109
Benzo(b)fluoranthene	0.5	0.52	104.0	0.0	20	65 - 110
Benzo(g,h,i)perylene	0.5	0.43	86.0	2.4	20	68 - 115
Benzo(k)fluoranthene	0.5	0.42	84.0	2.4	20	70 - 111
Chrysene	0.5	0.38	76.0	0.0	20	71 - 115
Dibenzo(a,h)anthracene	0.5	0.44	88.0	22.8 *	20	60 - 104
Fluoranthene	0.5	0.46	92.0	0.0	20	63 - 114
Fluorene	0.5	0.48	96.0	2.1	20	59 - 120
Indeno(1,2,3-cd)pyrene	0.5	0.43	86.0	2.4	20	66 - 110
Naphthalene	0.5	0.45	90.0	2.2	20	68 - 125
Phenanthrene	0.5	0.44	88.0	0.0	20	31 - 147
Pyrene	0.5	0.42	84.0	2.4	20	59 - 120

Spike Recovery: 0 out of 18 outside limits

Column to be used to flag recovery values with an asterisk

* Values outside QC limits

Control limit source: (lab/method) METHOD

COMMENTS:

100512 1524

Form III

SEMI-VOLATILE ORGANIC LAB CONTROL SAMPLE RECOVERY

DRAFT

EPA Sample No.

Lab Name: Spectrum Analytical, Inc. Contract: OTIE-Five Mile Creek / Site 13 128647LCS

Lab Code : PEL Case No. SAS No: SDG No.: 3505892

COMPOUND	SPIKE ADDED ug/Kg	LCS CONCENTRATION ug/Kg	LCS % REC #	LCS % RPD	QC LIMITS RPD	QC LIMITS REC.
1-Methylnaphthalene	24.3	19.3	79.4			49 - 127
2-Methylnaphthalene	24.3	25.3	104.0			31 - 149
Acenaphthene	24.3	24	98.8			47 - 127
Acenaphthylene	24.3	24.7	102.0			45 - 129
Anthracene	24.3	29.6	122.0			56 - 123
Benzo(a)anthracene	24.3	31.2	128.0			39 - 140
Benzo(a)pyrene	24.3	27.3	112.0			52 - 130
Benzo(b)fluoranthene	24.3	25.9	107.0			40 - 143
Benzo(g,h,i)perylene	24.3	23.6	97.1			48 - 133
Benzo(k)fluoranthene	24.3	24.7	102.0			49 - 131
Chrysene	24.3	22.2	91.4			50 - 132
Dibenzo(a,h)anthracene	24.3	26.3	108.0			51 - 130
Fluoranthene	24.3	28	115.0			46 - 135
Fluorene	24.3	26.8	110.0			52 - 125
Indeno(1,2,3-cd)pyrene	24.3	25.2	104.0			48 - 135
Naphthalene	24.3	30.9	127.0			44 - 140
Phenanthrene	24.3	28.3	116.0			48 - 131
Pyrene	24.3	22.8	93.8			45 - 133

Spike Recovery: 0 out of 18 outside limits

Column to be used to flag recovery values with an asterisk

* Values outside QC limits

Control limit source: (lab/method) METHOD

COMMENTS:

100512 1524

Form III

DRAFT

8270 Semi-Volatile Organics

100512 1524

CASE NARRATIVE
GC/MS SEMIVOLATILE ORGANICS

Spectrum Analytical Inc. Lab Reference No./SDG: 3505892

Client: OTIE

I. RECEIPT

No exceptions were encountered unless a Sample Receipt Exception Report is attached to the Chain-of-Custody or a communication form is included in the addendum with this package.

II. HOLDING TIMES

A. Sample Preparation: All holding times were met.

B. Sample Analysis: All holding times were met.

III. METHODS

EPA SW846 8270D

IV. PREPARATION

Soil samples were prepared by SW846 EPA 3545 for 8270 semi-volatile analysis.
Water samples were prepared by SW846 EPA 3510 for 8270 semi-volatile analysis.

V. ANALYSIS

A. Calibration:

All acceptance criteria were met. The low calibration standard is 500 ug/Kg for the following analyte: Pentachlorophenol.

B. Blanks:

All acceptance criteria were met with the exception of:

Blank 128824MB was analyzed with the soil samples extracted on 05/03/12. The following analyte was detected below RL: Bis(2-ethylhexyl)phthalate at 144 ug/Kg. Since this compound was detected below the RL, no further action was taken.

Samples coded accordingly.

C. Surrogates:

All acceptance criteria were met.

D. Spikes:

1. Laboratory Control Spikes (LCS)

All acceptance criteria were met with the exception of:

LCS 128810LCS was analyzed with the water samples extracted on 05/03/12. The following analytes were recovered above criteria: 2,4-Dinitrophenol at 124 % with criteria of (35-112), Benzo(b)fluoranthene at

Spectrum Analytical Inc. Lab Reference No./SDG: 3505892

Client: OTIE

116 % with criteria of (66-110). Since these compounds were recovered only slightly above criteria, no further action was taken.

LCS 128811LCSD was analyzed with the water samples extracted on 05/03/12. All criteria were met. The following analyte exceeded RPD criteria: Hexachlorocyclopentadiene at 20.6 % with criteria of (20). No further action was taken, since percent recovery limits were met.

LCS 128825LCS was analyzed with the soil samples extracted on 05/03/12. The following analyte had marginal exceedance limit failures: Bis(2-ethylhexyl)phthalate at 162 % with criteria of (58.3-135.7). Bis(2-ethylhexyl)phthalate is a common laboratory contaminant and that likely elevated spike recoveries. No further action was taken, since this compound was not detected in any soil samples.

Samples coded accordingly.

2. Matrix Spike/Matrix Spike Duplicate Samples (MS/SD)

No spikes requested by client.

E. Internal Standards:

All acceptance criteria were met.

F. Samples:

Sample analysis proceeded normally.

I certify that this data package is in compliance with the terms and conditions agreed to by the client and Spectrum Analytical Inc., both technically and for completeness, except for the conditions noted above. Release of the data contained in this hardcopy data package has been authorized by the Laboratory Manager or designated person, as, verified by the following signature.

Signature:
Name: Brian C. Spanh **Title:** Lab Director

SIGNED: **DATE:**
05/10/2012

SEMI-VOLATILE ORGANIC CROSS REFERENCE TABLE

DRAFT

Lab Name: Spectrum Analytical, Inc. Contract: OTIE-Five Mile Creek / Site 1392

Lab Code : PEL Case No. SAS No: SDG No.: 3505892

Method: 8270

EPA Sample No	Lab Sample ID
EPAFMC-SD-30	350589201
EPAFMC-SW-01R	350589202
EPAFMC-SW-03R	350589203
EPAFMC-SW-04	350589204

100512 1524

DRAFT

8270 Sample Data

100512 1524

SEMI-VOLATILE ORGANIC ANALYSIS DATA SHEET

DRAFT

EPA Sample No.
EPAFMC-SD-30

Lab Name: Spectrum Analytical, Inc. Contract: OTIE-Five Mile Creek / Site 13

Lab Code : PEL Case No. SAS No: SDG No.: 3505892

Matrix: SOIL Lab Sample ID: 350589201 Lab File ID: 89201.D

Sample wt/vol: 25.15 Units: G Date Received: 04/27/12

Concentrated Extract Volume: 1 Date Extracted: 05/03/12

Level:(low/med) LOW Date Analyzed: 05/04/12 Time: 1122

PercentSolids: 84.4 decanted : Dilution Factor: 1

Extraction: OTHER Station ID: EPAFMC28 Method: 8270

GPC Cleanup : (Y/N) N pH:

Column(1): HPMS-5 ID: 0.25 (mm)

CONCENTRATION UNITS: UG/KG

CAS NO.	*ANALYTE*	*RESULT*	*Q*	*MDL*	*RL*
111-44-4	Bis(2-chloroethyl)ether	63.1	U	63.1	254
108-95-2	Phenol	61.2	U	61.2	1260
95-57-8	2-Chlorophenol	65	U	65	254
108-60-1	2,2'-Oxybis(1-chloropropane)	207	U	207	254
95-48-7	2-Methylphenol	90.4	U	90.4	252
67-72-1	Hexachloroethane	47.1	U	47.1	254
621-64-7	N-Nitroso-di-n-propylamine	57.5	U	57.5	254
106-44-5	4-Methylphenol	55.6	U	55.6	254
98-95-3	Nitrobenzene	56.5	U	56.5	254
78-59-1	Isophorone	55.6	U	55.6	254
88-75-5	2-Nitrophenol	67.8	U	67.8	254
105-67-9	2,4-Dimethylphenol	53.7	U	53.7	252
111-91-1	Bis(2-chloroethoxy)methane	53.7	U	53.7	252
120-83-2	2,4-Dichlorophenol	70.7	U	70.7	252
91-20-3	Naphthalene	60.3	U	60.3	254
106-47-8	4-Chloroaniline	59.4	U	59.4	254
91-57-6	2-Methylnaphthalene	54.6	U	54.6	254
87-68-3	Hexachlorobutadiene	54.6	U	54.6	254
59-50-7	4-Chloro-3-methylphenol	52.8	U	52.8	254
77-47-4	Hexachlorocyclopentadiene	37.7	U	37.7	628
88-06-2	2,4,6-Trichlorophenol	64.1	U	64.1	252
95-95-4	2,4,5-Trichlorophenol	69.7	U	69.7	252
91-58-7	2-Chloronaphthalene	62.8	U	62.8	254
88-74-4	2-Nitroaniline	53.7	U	53.7	254
208-96-8	Acenaphthylene	51.8	U	51.8	254
131-11-3	Dimethylphthalate	55.6	U	55.6	254

1

SEMI-VOLATILE ORGANIC ANALYSIS DATA SHEET

DRAFT

EPA Sample No.
EPAFMC-SD-30

Lab Name: Spectrum Analytical, Inc. Contract: OTIE-Five Mile Creek / Site 13

Lab Code : PEL Case No. SAS No: SDG No.: 3505892

Matrix: SOIL Lab Sample ID: 350589201 Lab File ID: 89201.D

Sample wt/vol: 25.15 Units: G Date Received: 04/27/12

Concentrated Extract Volume: 1 Date Extracted: 05/03/12

Level:(low/med) LOW Date Analyzed: 05/04/12 Time: 1122

PercentSolids: 84.4 decanted : Dilution Factor: 1

Extraction: OTHER Station ID: EPAFMC28 Method: 8270

GPC Cleanup : (Y/N) N pH:

Column(1): HPMS-5 ID: 0.25 (mm)

CONCENTRATION UNITS: UG/KG

CAS NO.	*ANALYTE*	*RESULT*	*Q*	*MDL*	*RL*
606-20-2	2,6-Dinitrotoluene	47.1	U	47.1	254
83-32-9	Acenaphthene	46.2	U	46.2	254
99-09-2	3-Nitroaniline	75.4	U	75.4	252
51-28-5	2,4-Dinitrophenol	207	U	207	1260
132-64-9	Dibenzofuran	50.9	U	50.9	254
121-14-2	2,4-Dinitrotoluene	46.2	U	46.2	254
100-02-7	4-Nitrophenol	49.9	U	49.9	628
86-73-7	Fluorene	48	U	48	254
7005-72-3	4-Chlorophenyl-phenylether	48	U	48	254
84-66-2	Diethylphthalate	48	U	48	254
100-01-6	4-Nitroaniline	82.9	U	82.9	252
534-52-1	4,6-Dinitro-2-methylphenol	251	U	251	254
86-30-6	N-Nitrosodiphenylamine	59.4	U	59.4	252
101-55-3	4-Bromophenyl-phenylether	46.2	U	46.2	254
118-74-1	Hexachlorobenzene	49.9	U	49.9	252
87-86-5	Pentachlorophenol	125	U	125	254
85-01-8	Phenanthrene	52.8	U	52.8	254
120-12-7	Anthracene	56.5	U	56.5	254
84-74-2	Di-n-butylphthalate	41.4	U	41.4	254
206-44-0	Fluoranthene	45.2	U	45.2	254
129-00-0	Pyrene	86.7	U	86.7	254
85-68-7	Butylbenzylphthalate	59.4	U	59.4	254
91-94-1	3,3'-Dichlorobenzidine	55.6	U	55.6	254
56-55-3	Benzo(a)anthracene	53.7	U	53.7	254
218-01-9	Chrysene	32	U	32	252
117-81-7	Bis(2-ethylhexyl)phthalate	78.2	U	78.2	254

1

SEMI-VOLATILE ORGANIC ANALYSIS DATA SHEET

DRAFT

EPA Sample No.

EPAFMC-SD-30

Lab Name: Spectrum Analytical, Inc. Contract: OTIE-Five Mile Creek / Site 13

Lab Code : PEL Case No. SAS No: SDG No.: 3505892

Matrix: SOIL Lab Sample ID: 350589201 Lab File ID: 89201.D

Sample wt/vol: 25.15 Units: G Date Received: 04/27/12

Concentrated Extract Volume: 1 Date Extracted: 05/03/12

Level:(low/med) LOW Date Analyzed: 05/04/12 Time: 1122

PercentSolids: 84.4 decanted : Dilution Factor: 1

Extraction: OTHER Station ID: EPAFMC28 Method: 8270

GPC Cleanup : (Y/N) N pH:

Column(1): HPMS-5 ID: 0.25 (mm)

CONCENTRATION UNITS: UG/KG

CAS NO.	*ANALYTE*	*RESULT*	*Q*	*MDL*	*RL*
117-84-0	Di-n-octylphthalate	54.6	U	54.6	254
205-99-2	Benzo(b)fluoranthene	59.4	U	59.4	254
207-08-9	Benzo(k)fluoranthene	53.7	U	53.7	254
50-32-8	Benzo(a)pyrene	40.5	U	40.5	254
193-39-5	Indeno(1,2,3-cd)pyrene	49	U	49	254
53-70-3	Dibenzo(a,h)anthracene	38.6	U	38.6	254
191-24-2	Benzo(g,h,i)perylene	37.7	U	37.7	254
98-86-2	Acetophenone	94.2	U	94.2	254
95-94-3	1,2,4,5-Tetrachlorobenzene	44.3	U	44.3	254
86-74-8	Carbazole	50.9	U	50.9	254
105-60-2	Caprolactam	132	U	132	254
92-52-4	1,1'-Biphenyl	57.5	U	57.5	254
1912-24-9	Atrazine	74.4	U	74.4	254
100-52-7	Benzaldehyde	42.4	U	42.4	254

SEMI-VOLATILE ORGANIC ANALYSIS DATA SHEET

DRAFT

EPA Sample No.
EPAFMC-SW-01R

Lab Name: Spectrum Analytical, Inc. Contract: OTIE-Five Mile Creek / Site 13

Lab Code : PEL Case No. SAS No: SDG No.: 3505892

Matrix: WATER Lab Sample ID: 350589202 Lab File ID: 89202.D

Sample wt/vol: 980 Units: ML Date Received: 04/27/12

Concentrated Extract Volume: 1 Date Extracted: 05/03/12

Level:(low/med) LOW Date Analyzed: 05/03/12 Time: 2333

PercentSolids: 0 decanted : Dilution Factor: 1

Extraction: SEPF Station ID: EPAFMC11 Method: 8270

GPC Cleanup : (Y/N) N pH:

Column(1): HPMS-5 ID: 0.25 (mm)

CONCENTRATION UNITS: UG/L

CAS NO.	*ANALYTE*	*RESULT*	*Q*	*MDL*	*RL*
111-44-4	Bis(2-chloroethyl)ether	3.1	U	3.1	4.1
108-95-2	Phenol	1.7	U	1.7	4.1
95-57-8	2-Chlorophenol	3	U	3	4.1
108-60-1	2,2'-Oxybis(1-chloropropane)	3.4	U	3.4	4.1
95-48-7	2-Methylphenol	2.6	U	2.6	4.1
67-72-1	Hexachloroethane	2.6	U	2.6	4.1
621-64-7	N-Nitroso-di-n-propylamine	3.1	U	3.1	4.1
106-44-5	4-Methylphenol	6.2	U	6.2	10.2
98-95-3	Nitrobenzene	1	U	1	4.1
78-59-1	Isophorone	3.9	U	3.9	4.1
88-75-5	2-Nitrophenol	0.78	U	0.78	4.1
105-67-9	2,4-Dimethylphenol	2.3	U	2.3	4.1
111-91-1	Bis(2-chloroethoxy)methane	3.6	U	3.6	4.1
120-83-2	2,4-Dichlorophenol	3.2	U	3.2	4.1
91-20-3	Naphthalene	2.8	U	2.8	4.1
106-47-8	4-Chloroaniline	3.1	U	3.1	4.1
91-57-6	2-Methylnaphthalene	2.8	U	2.8	4.1
87-68-3	Hexachlorobutadiene	2.6	U	2.6	4.1
59-50-7	4-Chloro-3-methylphenol	2.8	U	2.8	4.1
77-47-4	Hexachlorocyclopentadiene	0.84	U	0.84	4.1
88-06-2	2,4,6-Trichlorophenol	0.86	U	0.86	4.1
95-95-4	2,4,5-Trichlorophenol	3.5	U	3.5	4.1
91-58-7	2-Chloronaphthalene	2.8	U	2.8	4.1
88-74-4	2-Nitroaniline	3.1	U	3.1	4.1
208-96-8	Acenaphthylene	3.1	U	3.1	4.1
131-11-3	Dimethylphthalate	3.1	U	3.1	4.1

SEMI-VOLATILE ORGANIC ANALYSIS DATA SHEET

DRAFT

EPA Sample No.
EPAFMC-SW-01R

Lab Name: Spectrum Analytical, Inc. Contract: OTIE-Five Mile Creek / Site 13

Lab Code : PEL Case No. SAS No: SDG No.: 3505892

Matrix: WATER Lab Sample ID: 350589202 Lab File ID: 89202.D

Sample wt/vol: 980 Units: ML Date Received: 04/27/12

Concentrated Extract Volume: 1 Date Extracted: 05/03/12

Level:(low/med) LOW Date Analyzed: 05/03/12 Time: 2333

PercentSolids: 0 decanted : Dilution Factor: 1

Extraction: SEPF Station ID: EPAFMC11 Method: 8270

GPC Cleanup : (Y/N) N pH:

Column(1): HPMS-5 ID: 0.25 (mm)

CONCENTRATION UNITS: UG/L

CAS NO.	*ANALYTE*	*RESULT*	*Q*	*MDL*	*RL*
606-20-2	2,6-Dinitrotoluene	2.8	U	2.8	4.1
83-32-9	Acenaphthene	2.8	U	2.8	4.1
99-09-2	3-Nitroaniline	2.8	U	2.8	4.1
51-28-5	2,4-Dinitrophenol	5.7	U	5.7	20.4
132-64-9	Dibenzofuran	2.8	U	2.8	4.1
121-14-2	2,4-Dinitrotoluene	2.8	U	2.8	4.1
100-02-7	4-Nitrophenol	4.1	U	4.1	4.1
86-73-7	Fluorene	3	U	3	4.1
7005-72-3	4-Chlorophenyl-phenylether	2.6	U	2.6	4.1
84-66-2	Diethylphthalate	2.8	U	2.8	4.1
100-01-6	4-Nitroaniline	1.5	U	1.5	4.1
534-52-1	4,6-Dinitro-2-methylphenol	4.1	U	4.1	4.1
86-30-6	N-Nitrosodiphenylamine	3.5	U	3.5	4.1
101-55-3	4-Bromophenyl-phenylether	2.3	U	2.3	4.1
118-74-1	Hexachlorobenzene	0.42	U	0.42	4.1
87-86-5	Pentachlorophenol	1.4	U	1.4	10.2
85-01-8	Phenanthrene	2.8	U	2.8	4.1
120-12-7	Anthracene	2.8	U	2.8	4.1
84-74-2	Di-n-butylphthalate	0.88	U	0.88	4.1
206-44-0	Fluoranthene	2.8	U	2.8	4.1
129-00-0	Pyrene	1.2	U	1.2	4.1
85-68-7	Butylbenzylphthalate	3.1	U	3.1	4.1
91-94-1	3,3'-Dichlorobenzidine	2.8	U	2.8	4.1
56-55-3	Benzo(a)anthracene	2.6	U	2.6	4.1
218-01-9	Chrysene	3	U	3	4.1
117-81-7	Bis(2-ethylhexyl)phthalate	4.5	U	4.5	5.1

SEMI-VOLATILE ORGANIC ANALYSIS DATA SHEET

DRAFT

EPA Sample No.
EPAFMC-SW-01R

Lab Name: Spectrum Analytical, Inc. Contract: OTIE-Five Mile Creek / Site 13

Lab Code : PEL Case No. SAS No: SDG No.: 3505892

Matrix: WATER Lab Sample ID: 350589202 Lab File ID: 89202.D

Sample wt/vol: 980 Units: ML Date Received: 04/27/12

Concentrated Extract Volume: 1 Date Extracted: 05/03/12

Level:(low/med) LOW Date Analyzed: 05/03/12 Time: 2333

PercentSolids: 0 decanted : Dilution Factor: 1

Extraction: SEPF Station ID: EPAFMC11 Method: 8270

GPC Cleanup : (Y/N) N pH:

Column(1): HPMS-5 ID: 0.25 (mm)

CONCENTRATION UNITS: UG/L

CAS NO.	*ANALYTE*	*RESULT*	*Q*	*MDL*	*RL*
117-84-0	Di-n-octylphthalate	2	U	2	4.1
205-99-2	Benzo(b)fluoranthene	2.6	U	2.6	4.1
207-08-9	Benzo(k)fluoranthene	3	U	3	4.1
50-32-8	Benzo(a)pyrene	2.8	U	2.8	4.1
193-39-5	Indeno(1,2,3-cd)pyrene	1.6	U	1.6	4.1
53-70-3	Dibenzo(a,h)anthracene	1.2	U	1.2	4.1
191-24-2	Benzo(g,h,i)perylene	2.6	U	2.6	4.1
98-86-2	Acetophenone	4.1	U	4.1	4.1
95-94-3	1,2,4,5-Tetrachlorobenzene	2.2	U	2.2	4.1
86-74-8	Carbazole	3.2	U	3.2	4.1
105-60-2	Caprolactam	4.1	U	4.1	4.1
92-52-4	1,1'-Biphenyl	0.78	U	0.78	4.1
1912-24-9	Atrazine	0.55	U	0.55	4.1
100-52-7	Benzaldehyde	0.5	U	0.5	4.1

SEMI-VOLATILE ORGANIC ANALYSIS DATA SHEET

DRAFT

EPA Sample No.
EPAFMC-SW-03R

Lab Name: Spectrum Analytical, Inc. Contract: OTIE-Five Mile Creek / Site 13

Lab Code : PEL Case No. SAS No: SDG No.: 3505892

Matrix: WATER Lab Sample ID: 350589203 Lab File ID: 89203.D

Sample wt/vol: 980 Units: ML Date Received: 04/27/12

Concentrated Extract Volume: 1 Date Extracted: 05/03/12

Level:(low/med) LOW Date Analyzed: 05/03/12 Time: 2356

PercentSolids: 0 decanted : Dilution Factor: 1

Extraction: SEPF Station ID: EPAFMC11 Method: 8270

GPC Cleanup : (Y/N) N pH:

Column(1): HPMS-5 ID: 0.25 (mm)

CONCENTRATION UNITS: UG/L

CAS NO.	*ANALYTE*	*RESULT*	*Q*	*MDL*	*RL*
111-44-4	Bis(2-chloroethyl)ether	3.1	U	3.1	4.1
108-95-2	Phenol	1.7	U	1.7	4.1
95-57-8	2-Chlorophenol	3	U	3	4.1
108-60-1	2,2'-Oxybis(1-chloropropane)	3.4	U	3.4	4.1
95-48-7	2-Methylphenol	2.6	U	2.6	4.1
67-72-1	Hexachloroethane	2.6	U	2.6	4.1
621-64-7	N-Nitroso-di-n-propylamine	3.1	U	3.1	4.1
106-44-5	4-Methylphenol	6.2	U	6.2	10.2
98-95-3	Nitrobenzene	1	U	1	4.1
78-59-1	Isophorone	3.9	U	3.9	4.1
88-75-5	2-Nitrophenol	0.78	U	0.78	4.1
105-67-9	2,4-Dimethylphenol	2.3	U	2.3	4.1
111-91-1	Bis(2-chloroethoxy)methane	3.6	U	3.6	4.1
120-83-2	2,4-Dichlorophenol	3.2	U	3.2	4.1
91-20-3	Naphthalene	2.8	U	2.8	4.1
106-47-8	4-Chloroaniline	3.1	U	3.1	4.1
91-57-6	2-Methylnaphthalene	2.8	U	2.8	4.1
87-68-3	Hexachlorobutadiene	2.6	U	2.6	4.1
59-50-7	4-Chloro-3-methylphenol	2.8	U	2.8	4.1
77-47-4	Hexachlorocyclopentadiene	0.84	U	0.84	4.1
88-06-2	2,4,6-Trichlorophenol	0.86	U	0.86	4.1
95-95-4	2,4,5-Trichlorophenol	3.5	U	3.5	4.1
91-58-7	2-Chloronaphthalene	2.8	U	2.8	4.1
88-74-4	2-Nitroaniline	3.1	U	3.1	4.1
208-96-8	Acenaphthylene	3.1	U	3.1	4.1
131-11-3	Dimethylphthalate	3.1	U	3.1	4.1

SEMI-VOLATILE ORGANIC ANALYSIS DATA SHEET

DRAFT

EPA Sample No.
EPAFMC-SW-03R

Lab Name: Spectrum Analytical, Inc. Contract: OTIE-Five Mile Creek / Site 13

Lab Code : PEL Case No. SAS No: SDG No.: 3505892

Matrix: WATER Lab Sample ID: 350589203 Lab File ID: 89203.D

Sample wt/vol: 980 Units: ML Date Received: 04/27/12

Concentrated Extract Volume: 1 Date Extracted: 05/03/12

Level:(low/med) LOW Date Analyzed: 05/03/12 Time: 2356

PercentSolids: 0 decanted : Dilution Factor: 1

Extraction: SEPF Station ID: EPAFMC11 Method: 8270

GPC Cleanup : (Y/N) N pH:

Column(1): HPMS-5 ID: 0.25 (mm)

CONCENTRATION UNITS: UG/L

CAS NO.	*ANALYTE*	*RESULT*	*Q*	*MDL*	*RL*
606-20-2	2,6-Dinitrotoluene	2.8	U	2.8	4.1
83-32-9	Acenaphthene	2.8	U	2.8	4.1
99-09-2	3-Nitroaniline	2.8	U	2.8	4.1
51-28-5	2,4-Dinitrophenol	5.7	U	5.7	20.4
132-64-9	Dibenzofuran	2.8	U	2.8	4.1
121-14-2	2,4-Dinitrotoluene	2.8	U	2.8	4.1
100-02-7	4-Nitrophenol	4.1	U	4.1	4.1
86-73-7	Fluorene	3	U	3	4.1
7005-72-3	4-Chlorophenyl-phenylether	2.6	U	2.6	4.1
84-66-2	Diethylphthalate	2.8	U	2.8	4.1
100-01-6	4-Nitroaniline	1.5	U	1.5	4.1
534-52-1	4,6-Dinitro-2-methylphenol	4.1	U	4.1	4.1
86-30-6	N-Nitrosodiphenylamine	3.5	U	3.5	4.1
101-55-3	4-Bromophenyl-phenylether	2.3	U	2.3	4.1
118-74-1	Hexachlorobenzene	0.42	U	0.42	4.1
87-86-5	Pentachlorophenol	1.4	U	1.4	10.2
85-01-8	Phenanthrene	2.8	U	2.8	4.1
120-12-7	Anthracene	2.8	U	2.8	4.1
84-74-2	Di-n-butylphthalate	0.88	U	0.88	4.1
206-44-0	Fluoranthene	2.8	U	2.8	4.1
129-00-0	Pyrene	1.2	U	1.2	4.1
85-68-7	Butylbenzylphthalate	3.1	U	3.1	4.1
91-94-1	3,3'-Dichlorobenzidine	2.8	U	2.8	4.1
56-55-3	Benzo(a)anthracene	2.6	U	2.6	4.1
218-01-9	Chrysene	3	U	3	4.1
117-81-7	Bis(2-ethylhexyl)phthalate	4.5	U	4.5	5.1

1

SEMI-VOLATILE ORGANIC ANALYSIS DATA SHEET

DRAFT

EPA Sample No.

EPAFMC-SW-03R

Lab Name: Spectrum Analytical, Inc. Contract: OTIE-Five Mile Creek / Site 13

Lab Code : PEL Case No. SAS No: SDG No.: 3505892

Matrix: WATER Lab Sample ID: 350589203 Lab File ID: 89203.D

Sample wt/vol: 980 Units: ML Date Received: 04/27/12

Concentrated Extract Volume: 1 Date Extracted: 05/03/12

Level:(low/med) LOW Date Analyzed: 05/03/12 Time: 2356

PercentSolids: 0 decanted : Dilution Factor: 1

Extraction: SEPF Station ID: EPAFMC11 Method: 8270

GPC Cleanup : (Y/N) N pH:

Column(1): HPMS-5 ID: 0.25 (mm)

CONCENTRATION UNITS: UG/L

CAS NO.	*ANALYTE*	*RESULT*	*Q*	*MDL*	*RL*
117-84-0	Di-n-octylphthalate	2	U	2	4.1
205-99-2	Benzo(b)fluoranthene	2.6	U	2.6	4.1
207-08-9	Benzo(k)fluoranthene	3	U	3	4.1
50-32-8	Benzo(a)pyrene	2.8	U	2.8	4.1
193-39-5	Indeno(1,2,3-cd)pyrene	1.6	U	1.6	4.1
53-70-3	Dibenzo(a,h)anthracene	1.2	U	1.2	4.1
191-24-2	Benzo(g,h,i)perylene	2.6	U	2.6	4.1
98-86-2	Acetophenone	4.1	U	4.1	4.1
95-94-3	1,2,4,5-Tetrachlorobenzene	2.2	U	2.2	4.1
86-74-8	Carbazole	3.2	U	3.2	4.1
105-60-2	Caprolactam	4.1	U	4.1	4.1
92-52-4	1,1'-Biphenyl	0.78	U	0.78	4.1
1912-24-9	Atrazine	0.55	U	0.55	4.1
100-52-7	Benzaldehyde	0.5	U	0.5	4.1

SEMI-VOLATILE ORGANIC ANALYSIS DATA SHEET

DRAFT

EPA Sample No.
EPAFMC-SW-04

Lab Name: Spectrum Analytical, Inc. Contract: OTIE-Five Mile Creek / Site 13

Lab Code : PEL Case No. SAS No: SDG No.: 3505892

Matrix: WATER Lab Sample ID: 350589204 Lab File ID: 89204.D

Sample wt/vol: 980 Units: ML Date Received: 04/27/12

Concentrated Extract Volume: 1 Date Extracted: 05/03/12

Level:(low/med) LOW Date Analyzed: 05/04/12 Time: 0020

PercentSolids: 0 decanted : Dilution Factor: 1

Extraction: SEPF Station ID: EPAFMC28 Method: 8270

GPC Cleanup : (Y/N) N pH:

Column(1): HPMS-5 ID: 0.25 (mm)

CONCENTRATION UNITS: UG/L

CAS NO.	*ANALYTE*	*RESULT*	*Q*	*MDL*	*RL*
111-44-4	Bis(2-chloroethyl)ether	3.1	U	3.1	4.1
108-95-2	Phenol	1.7	U	1.7	4.1
95-57-8	2-Chlorophenol	3	U	3	4.1
108-60-1	2,2'-Oxybis(1-chloropropane)	3.4	U	3.4	4.1
95-48-7	2-Methylphenol	2.6	U	2.6	4.1
67-72-1	Hexachloroethane	2.6	U	2.6	4.1
621-64-7	N-Nitroso-di-n-propylamine	3.1	U	3.1	4.1
106-44-5	4-Methylphenol	6.2	U	6.2	10.2
98-95-3	Nitrobenzene	1	U	1	4.1
78-59-1	Isophorone	3.9	U	3.9	4.1
88-75-5	2-Nitrophenol	0.78	U	0.78	4.1
105-67-9	2,4-Dimethylphenol	2.3	U	2.3	4.1
111-91-1	Bis(2-chloroethoxy)methane	3.6	U	3.6	4.1
120-83-2	2,4-Dichlorophenol	3.2	U	3.2	4.1
91-20-3	Naphthalene	2.8	U	2.8	4.1
106-47-8	4-Chloroaniline	3.1	U	3.1	4.1
91-57-6	2-Methylnaphthalene	2.8	U	2.8	4.1
87-68-3	Hexachlorobutadiene	2.6	U	2.6	4.1
59-50-7	4-Chloro-3-methylphenol	2.8	U	2.8	4.1
77-47-4	Hexachlorocyclopentadiene	0.84	U	0.84	4.1
88-06-2	2,4,6-Trichlorophenol	0.86	U	0.86	4.1
95-95-4	2,4,5-Trichlorophenol	3.5	U	3.5	4.1
91-58-7	2-Chloronaphthalene	2.8	U	2.8	4.1
88-74-4	2-Nitroaniline	3.1	U	3.1	4.1
208-96-8	Acenaphthylene	3.1	U	3.1	4.1
131-11-3	Dimethylphthalate	3.1	U	3.1	4.1

SEMI-VOLATILE ORGANIC ANALYSIS DATA SHEET

DRAFT

EPA Sample No.
EPAFMC-SW-04

Lab Name: Spectrum Analytical, Inc. Contract: OTIE-Five Mile Creek / Site 13

Lab Code : PEL Case No. SAS No: SDG No.: 3505892

Matrix: WATER Lab Sample ID: 350589204 Lab File ID: 89204.D

Sample wt/vol: 980 Units: ML Date Received: 04/27/12

Concentrated Extract Volume: 1 Date Extracted: 05/03/12

Level:(low/med) LOW Date Analyzed: 05/04/12 Time: 0020

PercentSolids: 0 decanted : Dilution Factor: 1

Extraction: SEPF Station ID: EPAFMC28 Method: 8270

GPC Cleanup : (Y/N) N pH:

Column(1): HPMS-5 ID: 0.25 (mm)

CONCENTRATION UNITS: UG/L

CAS NO.	*ANALYTE*	*RESULT*	*Q*	*MDL*	*RL*
606-20-2	2,6-Dinitrotoluene	2.8	U	2.8	4.1
83-32-9	Acenaphthene	2.8	U	2.8	4.1
99-09-2	3-Nitroaniline	2.8	U	2.8	4.1
51-28-5	2,4-Dinitrophenol	5.7	U	5.7	20.4
132-64-9	Dibenzofuran	2.8	U	2.8	4.1
121-14-2	2,4-Dinitrotoluene	2.8	U	2.8	4.1
100-02-7	4-Nitrophenol	4.1	U	4.1	4.1
86-73-7	Fluorene	3	U	3	4.1
7005-72-3	4-Chlorophenyl-phenylether	2.6	U	2.6	4.1
84-66-2	Diethylphthalate	2.8	U	2.8	4.1
100-01-6	4-Nitroaniline	1.5	U	1.5	4.1
534-52-1	4,6-Dinitro-2-methylphenol	4.1	U	4.1	4.1
86-30-6	N-Nitrosodiphenylamine	3.5	U	3.5	4.1
101-55-3	4-Bromophenyl-phenylether	2.3	U	2.3	4.1
118-74-1	Hexachlorobenzene	0.42	U	0.42	4.1
87-86-5	Pentachlorophenol	1.4	U	1.4	10.2
85-01-8	Phenanthrene	2.8	U	2.8	4.1
120-12-7	Anthracene	2.8	U	2.8	4.1
84-74-2	Di-n-butylphthalate	0.88	U	0.88	4.1
206-44-0	Fluoranthene	2.8	U	2.8	4.1
129-00-0	Pyrene	1.2	U	1.2	4.1
85-68-7	Butylbenzylphthalate	3.1	U	3.1	4.1
91-94-1	3,3'-Dichlorobenzidine	2.8	U	2.8	4.1
56-55-3	Benzo(a)anthracene	2.6	U	2.6	4.1
218-01-9	Chrysene	3	U	3	4.1
117-81-7	Bis(2-ethylhexyl)phthalate	10.3		4.5	5.1

SEMI-VOLATILE ORGANIC ANALYSIS DATA SHEET

DRAFT

EPA Sample No.
EPAFMC-SW-04

Lab Name: Spectrum Analytical, Inc. Contract: OTIE-Five Mile Creek / Site 13

Lab Code : PEL Case No. SAS No: SDG No.: 3505892

Matrix: WATER Lab Sample ID: 350589204 Lab File ID: 89204.D

Sample wt/vol: 980 Units: ML Date Received: 04/27/12

Concentrated Extract Volume: 1 Date Extracted: 05/03/12

Level:(low/med) LOW Date Analyzed: 05/04/12 Time: 0020

PercentSolids: 0 decanted : Dilution Factor: 1

Extraction: SEPF Station ID: EPAFMC28 Method: 8270

GPC Cleanup : (Y/N) N pH:

Column(1): HPMS-5 ID: 0.25 (mm)

CONCENTRATION UNITS: UG/L

CAS NO.	*ANALYTE*	*RESULT*	*Q*	*MDL*	*RL*
117-84-0	Di-n-octylphthalate	2	U	2	4.1
205-99-2	Benzo(b)fluoranthene	2.6	U	2.6	4.1
207-08-9	Benzo(k)fluoranthene	3	U	3	4.1
50-32-8	Benzo(a)pyrene	2.8	U	2.8	4.1
193-39-5	Indeno(1,2,3-cd)pyrene	1.6	U	1.6	4.1
53-70-3	Dibenzo(a,h)anthracene	1.2	U	1.2	4.1
191-24-2	Benzo(g,h,i)perylene	2.6	U	2.6	4.1
98-86-2	Acetophenone	4.1	U	4.1	4.1
95-94-3	1,2,4,5-Tetrachlorobenzene	2.2	U	2.2	4.1
86-74-8	Carbazole	3.2	U	3.2	4.1
105-60-2	Caprolactam	4.1	U	4.1	4.1
92-52-4	1,1'-Biphenyl	0.78	U	0.78	4.1
1912-24-9	Atrazine	0.55	U	0.55	4.1
100-52-7	Benzaldehyde	0.5	U	0.5	4.1

DRAFT

8270 QC Summary

100512 1524

SEMI-VOLATILE ORGANIC ANALYSIS DATA SHEET

DRAFT

EPA Sample No.

128809MB

Lab Name: Spectrum Analytical, Inc. Contract: OTIE-Five Mile Creek / Site 1392

Lab Code : PEL Case No.: SAS No: SDG No.: 3505892

Matrix: WATER Lab Sample ID: 128809MB Lab File ID: 9295MB.D

Sample wt/vol: 1000 Units: ML Date Received: 05/03/12

Concentrated Extract Volume: 1 Date Extracted: 05/03/12

Level:(low/med) LOW Date Analyzed: 05/03/12 Time: 1711

PercentSolids: 0 decanted : (Dilution Factor: 1

Extraction: SEPF Station ID: Method: 8270

GPC Cleanup : (Y/N) N pH:

Column(1): HPMS-5 ID: 0.25 (mm)

CONCENTRATION UNITS: UG/L

CAS NO.	*ANALYTE*	*RESULT*	*Q*	*MDL*	*RL*
111-44-4	Bis(2-chloroethyl)ether	3	U	3	4
108-95-2	Phenol	1.7	U	1.7	4
95-57-8	2-Chlorophenol	2.9	U	2.9	4
108-60-1	2,2'-Oxybis(1-chloropropane)	3.3	U	3.3	4
95-48-7	2-Methylphenol	2.6	U	2.6	4
67-72-1	Hexachloroethane	2.6	U	2.6	4
621-64-7	N-Nitroso-di-n-propylamine	3	U	3	4
106-44-5	4-Methylphenol	6.1	U	6.1	10
98-95-3	Nitrobenzene	1	U	1	4
78-59-1	Isophorone	3.8	U	3.8	4
88-75-5	2-Nitrophenol	0.77	U	0.77	4
105-67-9	2,4-Dimethylphenol	2.3	U	2.3	4
111-91-1	Bis(2-chloroethoxy)methane	3.5	U	3.5	4
120-83-2	2,4-Dichlorophenol	3.1	U	3.1	4
91-20-3	Naphthalene	2.8	U	2.8	4
106-47-8	4-Chloroaniline	3	U	3	4
91-57-6	2-Methylnaphthalene	2.8	U	2.8	4
87-68-3	Hexachlorobutadiene	2.5	U	2.5	4
59-50-7	4-Chloro-3-methylphenol	2.7	U	2.7	4
77-47-4	Hexachlorocyclopentadiene	0.82	U	0.82	4
88-06-2	2,4,6-Trichlorophenol	0.84	U	0.84	4
95-95-4	2,4,5-Trichlorophenol	3.4	U	3.4	4
91-58-7	2-Chloronaphthalene	2.8	U	2.8	4
88-74-4	2-Nitroaniline	3	U	3	4
208-96-8	Acenaphthylene	3	U	3	4
131-11-3	Dimethylphthalate	3	U	3	4
606-20-2	2,6-Dinitrotoluene	2.8	U	2.8	4

SEMI-VOLATILE ORGANIC ANALYSIS DATA SHEET

DRAFT

EPA Sample No.

128809MB

Lab Name: Spectrum Analytical, Inc. Contract: OTIE-Five Mile Creek / Site 1392

Lab Code : PEL Case No.: SAS No: SDG No.: 3505892

Matrix: WATER Lab Sample ID: 128809MB Lab File ID: 9295MB.D

Sample wt/vol: 1000 Units: ML Date Received: 05/03/12

Concentrated Extract Volume: 1 Date Extracted: 05/03/12

Level:(low/med) LOW Date Analyzed: 05/03/12 Time: 1711

PercentSolids: 0 decanted : (Dilution Factor: 1

Extraction: SEPF Station ID: Method: 8270

GPC Cleanup : (Y/N) N pH:

Column(1): HPMS-5 ID: 0.25 (mm)

CONCENTRATION UNITS: UG/L

CAS NO.	*ANALYTE*	*RESULT*	*Q*	*MDL*	*RL*
83-32-9	Acenaphthene	2.8	U	2.8	4
99-09-2	3-Nitroaniline	2.8	U	2.8	4
51-28-5	2,4-Dinitrophenol	5.6	U	5.6	20
132-64-9	Dibenzofuran	2.7	U	2.7	4
121-14-2	2,4-Dinitrotoluene	2.8	U	2.8	4
100-02-7	4-Nitrophenol	4	U	4	4
86-73-7	Fluorene	2.9	U	2.9	4
7005-72-3	4-Chlorophenyl-phenylether	2.5	U	2.5	4
84-66-2	Diethylphthalate	2.8	U	2.8	4
100-01-6	4-Nitroaniline	1.5	U	1.5	4
534-52-1	4,6-Dinitro-2-methylphenol	4	U	4	4
86-30-6	N-Nitrosodiphenylamine	3.4	U	3.4	4
101-55-3	4-Bromophenyl-phenylether	2.3	U	2.3	4
118-74-1	Hexachlorobenzene	0.41	U	0.41	4
87-86-5	Pentachlorophenol	1.4	U	1.4	10
85-01-8	Phenanthrene	2.8	U	2.8	4
120-12-7	Anthracene	2.8	U	2.8	4
84-74-2	Di-n-butylphthalate	0.86	U	0.86	4
206-44-0	Fluoranthene	2.8	U	2.8	4
129-00-0	Pyrene	1.2	U	1.2	4
85-68-7	Butylbenzylphthalate	3	U	3	4
91-94-1	3,3'-Dichlorobenzidine	2.7	U	2.7	4
56-55-3	Benzo(a)anthracene	2.6	U	2.6	4
218-01-9	Chrysene	2.9	U	2.9	4
117-81-7	Bis(2-ethylhexyl)phthalate	4.4	U	4.4	5
117-84-0	Di-n-octylphthalate	2	U	2	4
205-99-2	Benzo(b)fluoranthene	2.6	U	2.6	4

SEMI-VOLATILE ORGANIC ANALYSIS DATA SHEET

DRAFT

EPA Sample No.

128809MB

Lab Name: Spectrum Analytical, Inc. Contract: OTIE-Five Mile Creek / Site 1392

Lab Code : PEL Case No.: SAS No: SDG No.: 3505892

Matrix: WATER Lab Sample ID: 128809MB Lab File ID: 9295MB.D

Sample wt/vol: 1000 Units: ML Date Received: 05/03/12

Concentrated Extract Volume: 1 Date Extracted: 05/03/12

Level:(low/med) LOW Date Analyzed: 05/03/12 Time: 1711

PercentSolids: 0 decanted : (Dilution Factor: 1

Extraction: SEPF Station ID: Method: 8270

GPC Cleanup : (Y/N) N pH:

Column(1): HPMS-5 ID: 0.25 (mm)

CONCENTRATION UNITS: UG/L

CAS NO.	*ANALYTE*	*RESULT*	*Q*	*MDL*	*RL*
207-08-9	Benzo(k)fluoranthene	2.9	U	2.9	4
50-32-8	Benzo(a)pyrene	2.8	U	2.8	4
193-39-5	Indeno(1,2,3-cd)pyrene	1.6	U	1.6	4
53-70-3	Dibenzo(a,h)anthracene	1.2	U	1.2	4
191-24-2	Benzo(g,h,i)perylene	2.6	U	2.6	4
98-86-2	Acetophenone	4	U	4	4
95-94-3	1,2,4,5-Tetrachlorobenzene	2.2	U	2.2	4
86-74-8	Carbazole	3.1	U	3.1	4
105-60-2	Caprolactam	4	U	4	4
92-52-4	1,1'-Biphenyl	0.76	U	0.76	4
1912-24-9	Atrazine	0.54	U	0.54	4
100-52-7	Benzaldehyde	0.49	U	0.49	4

SEMI-VOLATILE ORGANIC ANALYSIS DATA SHEET

DRAFT

EPA Sample No.: 128824MB

Lab Name: Spectrum Analytical, Inc. Contract: OTIE-Five Mile Creek / Site 1392

Lab Code : PEL Case No.: SAS No: SDG No.: 3505892

Matrix: SOIL Lab Sample ID: 128824MB Lab File ID: 9300MB.D

Sample wt/vol: 20.34 Units: G Date Received: 05/03/12

Concentrated Extract Volume: 1 Date Extracted: 05/03/12

Level:(low/med) LOW Date Analyzed: 05/03/12 Time: 1403

PercentSolids: 100 decanted : (Dilution Factor: 1

Extraction: OTHER Station ID: Method: 8270

GPC Cleanup : (Y/N) N pH:

Column(1): HPMS-5 ID: 0.25 (mm)

CONCENTRATION UNITS: UG/KG

CAS NO.	*ANALYTE*	*RESULT*	*Q*	*MDL*	*RL*
111-44-4	Bis(2-chloroethyl)ether	65.9	U	65.9	265
108-95-2	Phenol	63.9	U	63.9	1310
95-57-8	2-Chlorophenol	67.8	U	67.8	265
108-60-1	2,2'-Oxybis(1-chloropropane)	216	U	216	265
95-48-7	2-Methylphenol	94.4	U	94.4	262
67-72-1	Hexachloroethane	49.2	U	49.2	265
621-64-7	N-Nitroso-di-n-propylamine	60	U	60	265
106-44-5	4-Methylphenol	58	U	58	265
98-95-3	Nitrobenzene	59	U	59	265
78-59-1	Isophorone	58	U	58	265
88-75-5	2-Nitrophenol	70.8	U	70.8	265
105-67-9	2,4-Dimethylphenol	56	U	56	262
111-91-1	Bis(2-chloroethoxy)methane	56	U	56	262
120-83-2	2,4-Dichlorophenol	73.7	U	73.7	262
91-20-3	Naphthalene	62.9	U	62.9	265
106-47-8	4-Chloroaniline	61.9	U	61.9	265
91-57-6	2-Methylnaphthalene	57	U	57	265
87-68-3	Hexachlorobutadiene	57	U	57	265
59-50-7	4-Chloro-3-methylphenol	55.1	U	55.1	265
77-47-4	Hexachlorocyclopentadiene	39.3	U	39.3	656
88-06-2	2,4,6-Trichlorophenol	66.9	U	66.9	262
95-95-4	2,4,5-Trichlorophenol	72.8	U	72.8	262
91-58-7	2-Chloronaphthalene	65.6	U	65.6	265
88-74-4	2-Nitroaniline	56	U	56	265
208-96-8	Acenaphthylene	54.1	U	54.1	265
131-11-3	Dimethylphthalate	58	U	58	265
606-20-2	2,6-Dinitrotoluene	49.2	U	49.2	265

1

SEMI-VOLATILE ORGANIC ANALYSIS DATA SHEET

DRAFT

EPA Sample No.

128824MB

Lab Name: Spectrum Analytical, Inc. Contract: OTIE-Five Mile Creek / Site 1392

Lab Code : PEL Case No.: SAS No: SDG No.: 3505892

Matrix: SOIL Lab Sample ID: 128824MB Lab File ID: 9300MB.D

Sample wt/vol: 20.34 Units: G Date Received: 05/03/12

Concentrated Extract Volume: 1 Date Extracted: 05/03/12

Level:(low/med) LOW Date Analyzed: 05/03/12 Time: 1403

PercentSolids: 100 decanted : (Dilution Factor: 1

Extraction: OTHER Station ID: Method: 8270

GPC Cleanup : (Y/N) N pH:

Column(1): HPMS-5 ID: 0.25 (mm)

CONCENTRATION UNITS: UG/KG

CAS NO.	*ANALYTE*	*RESULT*	*Q*	*MDL*	*RL*
83-32-9	Acenaphthene	48.2	U	48.2	265
99-09-2	3-Nitroaniline	78.7	U	78.7	262
51-28-5	2,4-Dinitrophenol	216	U	216	1320
132-64-9	Dibenzofuran	53.1	U	53.1	265
121-14-2	2,4-Dinitrotoluene	48.2	U	48.2	265
100-02-7	4-Nitrophenol	52.1	U	52.1	656
86-73-7	Fluorene	50.1	U	50.1	265
7005-72-3	4-Chlorophenyl-phenylether	50.1	U	50.1	265
84-66-2	Diethylphthalate	50.1	U	50.1	265
100-01-6	4-Nitroaniline	86.5	U	86.5	262
534-52-1	4,6-Dinitro-2-methylphenol	262	U	262	265
86-30-6	N-Nitrosodiphenylamine	61.9	U	61.9	262
101-55-3	4-Bromophenyl-phenylether	48.2	U	48.2	265
118-74-1	Hexachlorobenzene	52.1	U	52.1	262
87-86-5	Pentachlorophenol	131	U	131	265
85-01-8	Phenanthrene	55.1	U	55.1	265
120-12-7	Anthracene	59	U	59	265
84-74-2	Di-n-butylphthalate	43.3	U	43.3	265
206-44-0	Fluoranthene	47.2	U	47.2	265
129-00-0	Pyrene	90.5	U	90.5	265
85-68-7	Butylbenzylphthalate	61.9	U	61.9	265
91-94-1	3,3'-Dichlorobenzidine	58	U	58	265
56-55-3	Benzo(a)anthracene	56	U	56	265
218-01-9	Chrysene	33.4	U	33.4	262
117-81-7	Bis(2-ethylhexyl)phthalate	144	J	81.6	265
117-84-0	Di-n-octylphthalate	57	U	57	265
205-99-2	Benzo(b)fluoranthene	61.9	U	61.9	265

1

SEMI-VOLATILE ORGANIC ANALYSIS DATA SHEET

DRAFT

EPA Sample No.

128824MB

Lab Name: Spectrum Analytical, Inc. Contract: OTIE-Five Mile Creek / Site 1392

Lab Code : PEL Case No.: SAS No: SDG No.: 3505892

Matrix: SOIL Lab Sample ID: 128824MB Lab File ID: 9300MB.D

Sample wt/vol: 20.34 Units: G Date Received: 05/03/12

Concentrated Extract Volume: 1 Date Extracted: 05/03/12

Level:(low/med) LOW Date Analyzed: 05/03/12 Time: 1403

PercentSolids: 100 decanted : (Dilution Factor: 1

Extraction: OTHER Station ID: Method: 8270

GPC Cleanup : (Y/N) N pH:

Column(1): HPMS-5 ID: 0.25 (mm)

CONCENTRATION UNITS: UG/KG

CAS NO.	*ANALYTE*	*RESULT*	*Q*	*MDL*	*RL*
207-08-9	Benzo(k)fluoranthene	56	U	56	265
50-32-8	Benzo(a)pyrene	42.3	U	42.3	265
193-39-5	Indeno(1,2,3-cd)pyrene	51.1	U	51.1	265
53-70-3	Dibenzo(a,h)anthracene	40.3	U	40.3	265
191-24-2	Benzo(g,h,i)perylene	39.3	U	39.3	265
98-86-2	Acetophenone	98.3	U	98.3	265
95-94-3	1,2,4,5-Tetrachlorobenzene	46.2	U	46.2	265
86-74-8	Carbazole	53.1	U	53.1	265
105-60-2	Caprolactam	138	U	138	265
92-52-4	1,1'-Biphenyl	60	U	60	265
1912-24-9	Atrazine	77.7	U	77.7	265
100-52-7	Benzaldehyde	44.2	U	44.2	265

2A

WATER SEMI-VOLATILE ORGANIC SURROGATE RECOVERY

DRAFT

Lab Name: Spectrum Analytical, Inc. Contract: OTIE-Five Mile Creek / Site 13

Lab Code : PEL Case No. SAS No: SDG NO.: 3505892

Column(1): HPMS-5 ID: 0.25 (mm)

EPA Sample NO.	S1 #	S2 #	S3 #	S4 #	S5 #	S6 #	TOT OUT
128809MB	48.9	28.8	80.6	72.8	92.4	98.8	0
128810LCS	50.5	30.1	93.6	92.8	111.0	89.2	0
128811LCSD	48.2	28.6	85.6	81.0	94.0	79.6	0
EPAFMC-SW-01R	45.9	26.3	78.8	73.7	97.4	104.0	0
EPAFMC-SW-03R	51.4	28.7	87.1	80.4	103.0	109.0	0
EPAFMC-SW-04	47.5	28.6	80.8	76.7	100.0	98.4	0

Control Limits

S1	=	2-Fluorophenol	21 - 120
S2	=	Phenol-d5	10 - 94
S3	=	Nitrobenzene-d5	35 - 114
S4	=	2-Fluorobiphenyl	43 - 116
S5	=	2,4,6-Tribromophenol	10 - 122
S6	=	p-Terphenyl-d14	33 - 141

Column to be used to flag recovery values
* Values outside of contract required QC limits
D Surrogates diluted out
Control limit source: (lab/method) METHOD

Form II

2A

SOIL SEMI-VOLATILE ORGANIC SURROGATE RECOVERY

DRAFT

Lab Name: Spectrum Analytical, Inc. Contract: OTIE-Five Mile Creek / Site 13

Lab Code : PEL Case No. SAS No: SDG NO.: 3505892

Column(1): HPMS-5 ID: 0.25 (mm)

EPA Sample NO.	S1 #	S2 #	S3 #	S4 #	S5 #	S6 #	TOT OUT
128824MB	79.3	76.4	77.2	72.0	87.2	91.1	0
128825LCS	73.1	72.7	76.1	79.8	94.7	76.1	0
EPAFMC-SD-30	59.0	57.7	54.2	50.4	66.7	67.8	0

Control Limits

S1	=	2-Fluorophenol	25 -	121
S2	=	Phenol-d5	24 -	113
S3	=	Nitrobenzene-d5	23 -	120
S4	=	2-Fluorobiphenyl	30 -	115
S5	=	2,4,6-Tribromophenol	19 -	122
S6	=	p-Terphenyl-d14	18 -	137

Column to be used to flag recovery values
* Values outside of contract required QC limits
D Surrogates diluted out
Control limit source: (lab/method) METHOD

Form II

SEMI-VOLATILE ORGANIC LAB CONTROL SAMPLE RECOVERY

DRAFT

EPA Sample No.

Lab Name: Spectrum Analytical, Inc. Contract: OTIE-Five Mile Creek / Site 13 128810LCS

Lab Code : PEL Case No. SAS No: SDG No.: 3505892

COMPOUND	SPIKE ADDED ug/L	LCS CONCENTRATION ug/L	LCS % REC #	LCS % RPD	QC LIMITS RPD	QC LIMITS REC.
Bis(2-chloroethyl)ether	40	40.6	102.0			69 - 125
Phenol	40	13.5	33.8			30 - 120
2-Chlorophenol	40	31	77.5			25 - 120
2,2'-Oxybis(1-chloropropane)	40	33.8	84.5			46 - 116
2-Methylphenol	40	27.1	67.8			39 - 120
Hexachloroethane	40	26.6	66.5			34 - 120
N-Nitroso-di-n-propylamine	40	48.3	121.0			60 - 130
4-Methylphenol	40	30.7	76.8			49 - 110
Nitrobenzene	40	37.3	93.2			62 - 110
Isophorone	40	46.9	117.0			79 - 126
2-Nitrophenol	40	35.7	89.2			39 - 109
2,4-Dimethylphenol	40	36.7	91.8			28 - 114
Bis(2-chloroethoxy)methane	40	39.4	98.5			74 - 111
2,4-Dichlorophenol	40	35	87.5			28 - 111
Naphthalene	40	32.8	82.0			48 - 110
4-Chloroaniline	40	37.6	94.0			32 - 126
2-Methylnaphthalene	40	31.1	77.8			60 - 120
Hexachlorobutadiene	40	29.7	74.2			46 - 125
4-Chloro-3-methylphenol	40	35.3	88.2			19 - 112
Hexachlorocyclopentadiene	40	22.5	56.2			22 - 125
2,4,6-Trichlorophenol	40	37.4	93.5			35 - 111
2,4,5-Trichlorophenol	40	43.4	108.0			45 - 124
2-Chloronaphthalene	40	33.3	83.2			62 - 120
2-Nitroaniline	40	45.4	114.0			57 - 116
Acenaphthylene	40	38.1	95.2			54 - 111
Dimethylphthalate	40	42.3	106.0			74 - 120
2,6-Dinitrotoluene	40	39.1	97.8			67 - 115
Acenaphthene	40	34.8	87.0			54 - 110
3-Nitroaniline	40	37.6	94.0			37 - 138
2,4-Dinitrophenol	80	99.2	124.0 *			35 - 112
Dibenzofuran	40	38.9	97.2			67 - 120
2,4-Dinitrotoluene	40	41.9	105.0			64 - 114

Column to be used to flag recovery values with an asterisk

* Values outside QC limits

Control limit source: (lab/method) METHOD

COMMENTS:

100512 1524

Form III

SEMI-VOLATILE ORGANIC LAB CONTROL SAMPLE RECOVERY

DRAFT

EPA Sample No.

Lab Name: Spectrum Analytical, Inc. Contract: OTIE-Five Mile Creek / Site 13 128810LCS

Lab Code : PEL Case No. SAS No: SDG No.: 3505892

COMPOUND	SPIKE ADDED ug/L	LCS CONCENTRATION ug/L	LCS % REC #	LCS % RPD	QC LIMITS RPD	QC LIMITS REC.
4-Nitrophenol	40	20.2	50.5			30 - 130
Fluorene	40	39.4	98.5			58 - 120
4-Chlorophenyl-phenylether	40	39.5	98.8			69 - 110
Diethylphthalate	40	43.9	110.0			72 - 120
4-Nitroaniline	40	45.3	113.0			54 - 141
4,6-Dinitro-2-methylphenol	40	36.5	91.2			12 - 119
N-Nitrosodiphenylamine	40	37.8	94.5			67 - 132
4-Bromophenyl-phenylether	40	37	92.5			69 - 120
Hexachlorobenzene	40	35.2	88.0			63 - 120
Pentachlorophenol	40	48	120.0			40 - 120
Phenanthrene	40	36.8	92.0			65 - 120
Anthracene	40	37.8	94.5			69 - 110
Di-n-butylphthalate	40	42.5	106.0			74 - 120
Fluoranthene	40	41.3	103.0			71 - 120
Pyrene	40	38	95.0			70 - 110
Butylbenzylphthalate	40	39.5	98.8			71 - 132
3,3'-Dichlorobenzidine	80	65.8	82.2			22 - 134
Benzo(a)anthracene	40	39.2	98.0			69 - 110
Chrysene	40	38.3	95.8			68 - 110
Bis(2-ethylhexyl)phthalate	40	43	108.0			20 - 130
Di-n-octylphthalate	40	44.1	110.0			75 - 124
Benzo(b)fluoranthene	40	46.3	116.0 *			66 - 110
Benzo(k)fluoranthene	40	42	105.0			68 - 110
Benzo(a)pyrene	40	40.8	102.0			67 - 110
Indeno(1,2,3-cd)pyrene	40	41.3	103.0			68 - 110
Dibenzo(a,h)anthracene	40	42.2	106.0			68 - 110
Benzo(g,h,i)perylene	40	39.8	99.5			70 - 108
Acetophenone	80	73.6	92.0			59 - 110
1,2,4,5-Tetrachlorobenzene	40	27.4	68.5			57 - 120
Carbazole	40	42.5	106.0			67 - 132
Caprolactam	40	11.9	29.8			20 - 130
1,1'-Biphenyl	40	28.2	70.5			52 - 120

Column to be used to flag recovery values with an asterisk

* Values outside QC limits

Control limit source: (lab/method) METHOD

COMMENTS:

100512 1524

Form III

SEMI-VOLATILE ORGANIC LAB CONTROL SAMPLE RECOVERY

DRAFT

EPA Sample No.

Lab Name: Spectrum Analytical, Inc. Contract: OTIE-Five Mile Creek / Site 13 128810LCS

Lab Code : PEL Case No. SAS No: SDG No.: 3505892

COMPOUND	SPIKE ADDED ug/L	LCS CONCENTRATION ug/L	LCS % REC #	LCS % RPD	QC LIMITS RPD	QC LIMITS REC.
Atrazine	40	28.2	70.5			57 - 111
Benzaldehyde	40	32.1	80.2			42 - 126

Spike Recovery: 2 out of 66 outside limits

Column to be used to flag recovery values with an asterisk

* Values outside QC limits

Control limit source: (lab/method) METHOD

COMMENTS:

100512 1524

Form III

SEMI-VOLATILE ORGANIC LAB CONTROL SAMPLE RECOVERY

DRAFT

EPA Sample No.

Lab Name: Spectrum Analytical, Inc. Contract: OTIE-Five Mile Creek / Site 13 128811LCSD

Lab Code : PEL Case No. SAS No: SDG No.: 3505892

COMPOUND	SPIKE ADDED ug/L	LCS CONCENTRATION ug/L	LCS % REC #	LCS % RPD	QC LIMITS RPD	QC LIMITS REC.
Bis(2-chloroethyl)ether	40	37.8	94.5	7.1	20	69 - 125
Phenol	40	13	32.5	3.8	20	30 - 120
2-Chlorophenol	40	29.3	73.2	5.6	20	25 - 120
2,2'-Oxybis(1-chloropropane)	40	31.3	78.2	7.7	20	46 - 116
2-Methylphenol	40	24.9	62.2	8.5	20	39 - 120
Hexachloroethane	40	22.4	56.0	17.1	20	34 - 120
N-Nitroso-di-n-propylamine	40	43.4	108.0	10.7	20	60 - 130
4-Methylphenol	40	28.5	71.2	7.4	20	49 - 110
Nitrobenzene	40	34.2	85.5	8.7	20	62 - 110
Isophorone	40	43.8	110.0	6.8	20	79 - 126
2-Nitrophenol	40	31.7	79.2	11.9	20	39 - 109
2,4-Dimethylphenol	40	33.1	82.8	10.3	20	28 - 114
Bis(2-chloroethoxy)methane	40	36.7	91.8	7.1	20	74 - 111
2,4-Dichlorophenol	40	33.3	83.2	5.0	20	28 - 111
Naphthalene	40	27.8	69.5	16.5	20	48 - 110
4-Chloroaniline	40	38.8	97.0	3.1	20	32 - 126
2-Methylnaphthalene	40	26.5	66.2	16.0	20	60 - 120
Hexachlorobutadiene	40	25.8	64.5	14.1	20	46 - 125
4-Chloro-3-methylphenol	40	31.9	79.8	10.1	20	19 - 112
Hexachlorocyclopentadiene	40	18.3	45.8	20.6 *	20	22 - 125
2,4,6-Trichlorophenol	40	32.9	82.2	12.8	20	35 - 111
2,4,5-Trichlorophenol	40	38.5	96.2	12.0	20	45 - 124
2-Chloronaphthalene	40	28	70.0	17.3	20	62 - 120
2-Nitroaniline	40	40.4	101.0	11.7	20	57 - 116
Acenaphthylene	40	31.9	79.8	17.7	20	54 - 111
Dimethylphthalate	40	37.7	94.2	11.5	20	74 - 120
2,6-Dinitrotoluene	40	35	87.5	11.1	20	67 - 115
Acenaphthene	40	29.5	73.8	16.5	20	54 - 110
3-Nitroaniline	40	36	90.0	4.3	20	37 - 138
2,4-Dinitrophenol	80	84.3	105.0	16.2	20	35 - 112
Dibenzofuran	40	33	82.5	16.4	20	67 - 120
2,4-Dinitrotoluene	40	36	90.0	15.1	20	64 - 114

Column to be used to flag recovery values with an asterisk

* Values outside QC limits

Control limit source: (lab/method) METHOD

COMMENTS:

100512 1524

Form III

SEMI-VOLATILE ORGANIC LAB CONTROL SAMPLE RECOVERY

DRAFT

EPA Sample No.

Lab Name: Spectrum Analytical, Inc. Contract: OTIE-Five Mile Creek / Site 13 128811LCSD

Lab Code : PEL Case No. SAS No: SDG No.: 3505892

COMPOUND	SPIKE ADDED ug/L	LCS CONCENTRATION ug/L	LCS % REC #	LCS % RPD	QC LIMITS RPD	QC LIMITS REC.
4-Nitrophenol	40	17.8	44.5	12.6	20	30 - 130
Fluorene	40	34.2	85.5	14.1	20	58 - 120
4-Chlorophenyl-phenylether	40	33	82.5	17.9	20	69 - 110
Diethylphthalate	40	38.3	95.8	13.6	20	72 - 120
4-Nitroaniline	40	41.1	103.0	9.7	20	54 - 141
4,6-Dinitro-2-methylphenol	40	32.3	80.8	12.2	20	12 - 119
N-Nitrosodiphenylamine	40	34.1	85.2	10.3	20	67 - 132
4-Bromophenyl-phenylether	40	33.6	84.0	9.6	20	69 - 120
Hexachlorobenzene	40	32	80.0	9.5	20	63 - 120
Pentachlorophenol	40	42.3	106.0	12.6	20	40 - 120
Phenanthrene	40	33.7	84.2	8.8	20	65 - 120
Anthracene	40	33.7	84.2	11.5	20	69 - 110
Di-n-butylphthalate	40	36.8	92.0	14.4	20	74 - 120
Fluoranthene	40	36.3	90.8	12.9	20	71 - 120
Pyrene	40	34	85.0	11.1	20	70 - 110
Butylbenzylphthalate	40	37	92.5	6.5	20	71 - 132
3,3'-Dichlorobenzidine	80	61.3	76.6	7.1	20	22 - 134
Benzo(a)anthracene	40	35.5	88.8	9.9	20	69 - 110
Chrysene	40	34.4	86.0	10.7	20	68 - 110
Bis(2-ethylhexyl)phthalate	40	39	97.5	9.8	20	20 - 130
Di-n-octylphthalate	40	38.5	96.2	13.6	20	75 - 124
Benzo(b)fluoranthene	40	42.8	107.0	7.9	20	66 - 110
Benzo(k)fluoranthene	40	36.8	92.0	13.2	20	68 - 110
Benzo(a)pyrene	40	36.7	91.8	10.6	20	67 - 110
Indeno(1,2,3-cd)pyrene	40	37	92.5	11.0	20	68 - 110
Dibenzo(a,h)anthracene	40	37.6	94.0	11.5	20	68 - 110
Benzo(g,h,i)perylene	40	35.6	89.0	11.1	20	70 - 108
Acetophenone	80	73.4	91.8	0.3	20	59 - 110
1,2,4,5-Tetrachlorobenzene	40	25.6	64.0	6.8	20	57 - 120
Carbazole	40	37.8	94.5	11.7	20	67 - 132
Caprolactam	40	10.8	27.0	9.7	20	20 - 130
1,1'-Biphenyl	40	29.4	73.5	4.2	20	52 - 120

Column to be used to flag recovery values with an asterisk

* Values outside QC limits

Control limit source: (lab/method) METHOD

COMMENTS:

100512 1524

Form III

SEMI-VOLATILE ORGANIC LAB CONTROL SAMPLE RECOVERY

DRAFT

EPA Sample No.

Lab Name: Spectrum Analytical, Inc. Contract: OTIE-Five Mile Creek / Site 13 128811LCSD

Lab Code : PEL Case No. SAS No: SDG No.: 3505892

COMPOUND	SPIKE ADDED ug/L	LCS CONCENTRATION ug/L	LCS % REC #	LCS % RPD	QC LIMITS RPD	QC LIMITS REC.
Atrazine	40	27.1	67.8	4.0	20	57 - 111
Benzaldehyde	40	34	85.0	5.7	20	42 - 126

Spike Recovery: 0 out of 66 outside limits

Column to be used to flag recovery values with an asterisk

* Values outside QC limits

Control limit source: (lab/method) METHOD

COMMENTS:

100512 1524

Form III

SEMI-VOLATILE ORGANIC LAB CONTROL SAMPLE RECOVERY

DRAFT

EPA Sample No.

Lab Name: Spectrum Analytical, Inc. Contract: OTIE-Five Mile Creek / Site 13 128825LCS

Lab Code : PEL Case No. SAS No: SDG No.: 3505892

COMPOUND	SPIKE ADDED ug/Kg	LCS CONCENTRATION ug/Kg	LCS % REC #	LCS % RPD	QC LIMITS RPD	QC LIMITS REC.
Bis(2-chloroethyl)ether	1980	1550	78.3			58 - 124
Phenol	1980	1380	69.7			39 - 127
2-Chlorophenol	1980	1430	72.2			42 - 113
2,2'-Oxybis(1-chloropropane)	1980	1350	68.2			42 - 139
2-Methylphenol	1980	1330	67.2			55 - 112
Hexachloroethane	1980	1420	71.7			51 - 120
N-Nitroso-di-n-propylamine	1980	1840	92.9			58 - 121
4-Methylphenol	1980	1710	86.4			48 - 127
Nitrobenzene	1980	1480	74.7			56 - 114
Isophorone	1980	1870	94.4			75 - 135
2-Nitrophenol	1980	1460	73.7			50 - 110
2,4-Dimethylphenol	1980	1600	80.8			43 - 125
Bis(2-chloroethoxy)methane	1980	1550	78.3			67 - 117
2,4-Dichlorophenol	1980	1510	76.3			50 - 120
Naphthalene	1980	1520	76.8			54 - 123
4-Chloroaniline	1980	1430	72.2			15 - 110
2-Methylnaphthalene	1980	1520	76.8			63 - 118
Hexachlorobutadiene	1980	1630	82.3			64 - 114
4-Chloro-3-methylphenol	1980	1670	84.3			48 - 114
Hexachlorocyclopentadiene	1980	1060	53.5			33 - 113
2,4,6-Trichlorophenol	1980	1520	76.8			49 - 120
2,4,5-Trichlorophenol	1980	1800	90.9			69 - 110
2-Chloronaphthalene	1980	1550	78.3			67 - 120
2-Nitroaniline	1980	1900	96.0			52 - 133
Acenaphthylene	1980	1690	85.4			57 - 123
Dimethylphthalate	1980	1780	89.9			72 - 116
2,6-Dinitrotoluene	1980	1670	84.3			63 - 120
Acenaphthene	1980	1530	77.3			61 - 112
3-Nitroaniline	1980	1720	86.9			62 - 119
2,4-Dinitrophenol	3960	3150	79.5			15 - 150
Dibenzofuran	1980	1700	85.9			64 - 120
2,4-Dinitrotoluene	1980	1740	87.9			64 - 113

Column to be used to flag recovery values with an asterisk

* Values outside QC limits

Control limit source: (lab/method) METHOD

COMMENTS:

100512 1524

Form III

SEMI-VOLATILE ORGANIC LAB CONTROL SAMPLE RECOVERY

DRAFT

EPA Sample No.

Lab Name: Spectrum Analytical, Inc. Contract: OTIE-Five Mile Creek / Site 13 128825LCS

Lab Code : PEL Case No. SAS No: SDG No.: 3505892

COMPOUND	SPIKE ADDED ug/Kg	LCS CONCENTRATION ug/Kg	LCS % REC #	LCS % RPD	QC LIMITS RPD	QC LIMITS REC.
4-Nitrophenol	1980	2000	101.0			10 - 162
Fluorene	1980	1710	86.4			57 - 118
4-Chlorophenyl-phenylether	1980	1730	87.4			69 - 120
Diethylphthalate	1980	1820	91.9			63 - 126
4-Nitroaniline	1980	1910	96.5			61 - 123
4,6-Dinitro-2-methylphenol	1980	1490	75.3			31 - 120
N-Nitrosodiphenylamine	1980	1650	83.3			72 - 122
4-Bromophenyl-phenylether	1980	1600	80.8			72 - 111
Hexachlorobenzene	1980	1520	76.8			66 - 110
Pentachlorophenol	1980	1930	97.5			25 - 138
Phenanthrene	1980	1660	83.8			61 - 118
Anthracene	1980	1680	84.8			65 - 118
Di-n-butylphthalate	1980	1740	87.9			72 - 122
Fluoranthene	1980	1780	89.9			66 - 119
Pyrene	1980	1590	80.3			62 - 117
Butylbenzylphthalate	1980	1700	85.9			69 - 127
3,3'-Dichlorobenzidine	3960	2350	59.3			20 - 110
Benzo(a)anthracene	1980	1680	84.8			66 - 120
Chrysene	1980	1580	79.8			64 - 113
Bis(2-ethylhexyl)phthalate	1980	3200	162.0 *			68 - 126
Di-n-octylphthalate	1980	1930	97.5			69 - 131
Benzo(b)fluoranthene	1980	2060	104.0			61 - 114
Benzo(k)fluoranthene	1980	1790	90.4			61 - 121
Benzo(a)pyrene	1980	1800	90.9			66 - 111
Indeno(1,2,3-cd)pyrene	1980	1780	89.9			52 - 120
Dibenzo(a,h)anthracene	1980	1810	91.4			53 - 120
Benzo(g,h,i)perylene	1980	1750	88.4			55 - 122
Acetophenone	3960	3100	78.3			32 - 114
1,2,4,5-Tetrachlorobenzene	1980	1430	72.2			51 - 110
Carbazole	1980	1910	96.5			66 - 125
Caprolactam	1980	1620	81.8			10 - 150
1,1'-Biphenyl	1980	1450	73.2			10 - 150

Column to be used to flag recovery values with an asterisk

* Values outside QC limits

Control limit source: (lab/method) METHOD

COMMENTS:

100512 1524

Form III

SEMI-VOLATILE ORGANIC LAB CONTROL SAMPLE RECOVERY

DRAFT

EPA Sample No.

Lab Name: Spectrum Analytical, Inc. Contract: OTIE-Five Mile Creek / Site 13 128825LCS

Lab Code : PEL Case No. SAS No: SDG No.: 3505892

COMPOUND	SPIKE ADDED ug/Kg	LCS CONCENTRATION ug/Kg	LCS % REC #	LCS % RPD	QC LIMITS RPD	QC LIMITS REC.
Atrazine	1980	1420	71.7			10 - 191
Benzaldehyde	1980	1110	56.1			10 - 158

Spike Recovery: 1 out of 66 outside limits

Column to be used to flag recovery values with an asterisk

* Values outside QC limits

Control limit source: (lab/method) METHOD

COMMENTS:

100512 1524

Form III

DRAFT

8082 PCB Organics

100512 1524

CASE NARRATIVE
POLYCHLORINATED BIPHENYLS (PCB) SEMIVOLATILE ORGANIC

Spectrum Analytical Inc. Lab Reference No./SDG: 3505892

Client: OTIE

I. RECEIPT

No exceptions were encountered unless a Sample Receipt Exception Report is attached to the Chain-of-Custody or a communication form is included in the addendum with this package.

II. HOLDING TIMES

A. Sample Preparation: All holding times were met.

B. Sample Analysis: All holding times were met.

III. METHODS

EPA SW846 8082 for Aroclor analysis

IV. PREPARATION

Soil samples were prepared by SW846 EPA 3550 for 8082 semi-volatile analysis.
Water samples were prepared by SW846 EPA 3510 for 8082 semi-volatile analysis.

V. ANALYSIS

A. Calibration:

All acceptance criteria were met.
Please note CCV1077745 was below criteria at 20.2% for one peak used to quantify Aroclor-1260 on column STX-CLP1, however the total for this Aroclor passed criteria at 10.8%, meeting QC requirements.

Please note CCV1077743 was below criteria at 25.8% and 23.1% for two peaks used to quantify Aroclor-1260 on column STX-CLP1, however the total for this Aroclor passed criteria at 13.6%, meeting QC requirements.

B. Blanks:

All acceptance criteria were met.

C. Surrogates:

All acceptance criteria were met.

D. Spikes:

PCB 1016 and PCB 1260 were used as the spiking solution for all QC spikes.

1. Laboratory Control Spikes (LCS)

An LCS/LCSD set was analyzed.
All percent recovery and relative percent difference (RPD) criteria were met.

CASE NARRATIVE
POLYCHLORINATED BIPHENYLS (PCB) SEMIVOLATILE ORGANIC

Spectrum Analytical Inc. Lab Reference No./SDG: 3505892

Client: OTIE

2. Matrix Spike/Matrix Spike Duplicate Samples (MS/SD)

No spikes requested by client.

E. Internal Standards:

This method does not require the use of internal standards.

F. Samples:

Sample analysis proceeded normally.

I certify that this data package is in compliance with the terms and conditions agreed to by the client and Spectrum Analytical Inc., both technically and for completeness, except for the conditions noted above. Release of the data contained in this hardcopy data package has been authorized by the Laboratory Manager or designated person, as, verified by the following signature.

SIGNED: **DATE: 05/10/2012**

PCB ORGANIC CROSS REFERENCE TABLE

DRAFT

Lab Name: Spectrum Analytical, Inc. Contract: OTIE-Five Mile Creek / Site 1392

Lab Code : PEL Case No. SAS No: SDG No.: 3505892

Method: 8082

EPA Sample No	Lab Sample ID
EPAFMC-SD-30	350589201
EPAFMC-SW-01R	350589202
EPAFMC-SW-03R	350589203
EPAFMC-SW-04	350589204

100512 1524

DRAFT

8082 Sample Data

100512 1524

1

PCB ORGANIC ANALYSIS DATA SHEET

DRAFT

EPA Sample No.

EPAFMC-SD-30

Lab Name: Spectrum Analytical, Inc. Contract: OTIE-Five Mile Creek / Site 13

Lab Code : PEL Case No. SAS No: SDG No.: 3505892

Matrix: SOIL Lab Sample ID: 350589201 Lab File ID: 892-01.D

Sample wt/vol: 33.74 Units: G Date Received: 04/27/12

Concentrated Extract Volume: 10 Date Extracted: 05/02/12

Level:(low/med) LOW Date Analyzed: 05/09/12 Time: 2328

PercentSolids: 84.4 decanted : Dilution Factor: 1

Extraction: SONC Station ID: EPAFMC28 Method: 8082

GPC Cleanup : (Y/N) N pH:

Column(1): STX-CLP1 ID: 0.32 (mm)

CONCENTRATION UNITS: UG/KG

CAS NO.	*ANALYTE*	*RESULT*	*Q*	*MDL*	*RL*
12674-11-2	Aroclor-1016	15	U	15	35
11096-82-5	Aroclor-1260	8.1	U	8.1	35
11104-28-2	Aroclor-1221	14	U	14	35
11141-16-5	Aroclor-1232	23	U	23	35
53469-21-9	Aroclor-1242	13	U	13	35
12672-29-6	Aroclor-1248	13	U	13	35
11097-69-1	Aroclor-1254	11	U	11	35

1

PCB ORGANIC ANALYSIS DATA SHEET

DRAFT

EPA Sample No.

EPAFMC-SW-01R

Lab Name: Spectrum Analytical, Inc. Contract: OTIE-Five Mile Creek / Site 13

Lab Code : PEL Case No. SAS No: SDG No.: 3505892

Matrix: WATER Lab Sample ID: 350589202 Lab File ID: 892-2.D

Sample wt/vol: 980 Units: ML Date Received: 04/27/12

Concentrated Extract Volume: 10 Date Extracted: 05/02/12

Level:(low/med) LOW Date Analyzed: 05/03/12 Time: 1119

PercentSolids: 0 decanted : Dilution Factor: 1

Extraction: SEPF Station ID: EPAFMC11 Method: 8082

GPC Cleanup : (Y/N) N pH:

Column(1): STX-CLP1 ID: 0.32 (mm)

CONCENTRATION UNITS: UG/L

CAS NO.	*ANALYTE*	*RESULT*	*Q*	*MDL*	*RL*
12674-11-2	Aroclor-1016	0.37	U	0.37	0.51
11096-82-5	Aroclor-1260	0.26	U	0.26	0.51
11104-28-2	Aroclor-1221	0.44	U	0.44	0.51
11141-16-5	Aroclor-1232	0.2	U	0.2	0.51
53469-21-9	Aroclor-1242	0.32	U	0.32	0.51
12672-29-6	Aroclor-1248	0.2	U	0.2	0.51
11097-69-1	Aroclor-1254	0.2	U	0.2	0.51

1

PCB ORGANIC ANALYSIS DATA SHEET

DRAFT

EPA Sample No.

EPAFMC-SW-03R

Lab Name: Spectrum Analytical, Inc. Contract: OTIE-Five Mile Creek / Site 13

Lab Code : PEL Case No. SAS No: SDG No.: 3505892

Matrix: WATER Lab Sample ID: 350589203 Lab File ID: 892-3.D

Sample wt/vol: 980 Units: ML Date Received: 04/27/12

Concentrated Extract Volume: 10 Date Extracted: 05/02/12

Level:(low/med) LOW Date Analyzed: 05/03/12 Time: 1134

PercentSolids: 0 decanted : Dilution Factor: 1

Extraction: SEPF Station ID: EPAFMC11 Method: 8082

GPC Cleanup : (Y/N) N pH:

Column(1): STX-CLP1 ID: 0.32 (mm)

CONCENTRATION UNITS: UG/L

CAS NO.	*ANALYTE*	*RESULT*	*Q*	*MDL*	*RL*
12674-11-2	Aroclor-1016	0.37	U	0.37	0.51
11096-82-5	Aroclor-1260	0.26	U	0.26	0.51
11104-28-2	Aroclor-1221	0.44	U	0.44	0.51
11141-16-5	Aroclor-1232	0.2	U	0.2	0.51
53469-21-9	Aroclor-1242	0.32	U	0.32	0.51
12672-29-6	Aroclor-1248	0.2	U	0.2	0.51
11097-69-1	Aroclor-1254	0.2	U	0.2	0.51

1

PCB ORGANIC ANALYSIS DATA SHEET

DRAFT

EPA Sample No.

EPAFMC-SW-04

Lab Name: Spectrum Analytical, Inc. Contract: OTIE-Five Mile Creek / Site 13

Lab Code : PEL Case No. SAS No: SDG No.: 3505892

Matrix: WATER Lab Sample ID: 350589204 Lab File ID: 892-4.D

Sample wt/vol: 980 Units: ML Date Received: 04/27/12

Concentrated Extract Volume: 10 Date Extracted: 05/02/12

Level:(low/med) LOW Date Analyzed: 05/03/12 Time: 1150

PercentSolids: 0 decanted : Dilution Factor: 1

Extraction: SEPF Station ID: EPAFMC28 Method: 8082

GPC Cleanup : (Y/N) N pH:

Column(1): STX-CLP1 ID: 0.32 (mm)

CONCENTRATION UNITS: UG/L

CAS NO.	*ANALYTE*	*RESULT*	*Q*	*MDL*	*RL*
12674-11-2	Aroclor-1016	0.37	U	0.37	0.51
11096-82-5	Aroclor-1260	0.26	U	0.26	0.51
11104-28-2	Aroclor-1221	0.44	U	0.44	0.51
11141-16-5	Aroclor-1232	0.2	U	0.2	0.51
53469-21-9	Aroclor-1242	0.32	U	0.32	0.51
12672-29-6	Aroclor-1248	0.2	U	0.2	0.51
11097-69-1	Aroclor-1254	0.2	U	0.2	0.51

DRAFT

8082 QC Summary

100512 1524

1

PCB ORGANIC ANALYSIS DATA SHEET

DRAFT

EPA Sample No.

128626MB

Lab Name: Spectrum Analytical, Inc. Contract: OTIE-Five Mile Creek / Site 1392

Lab Code : PEL Case No.: SAS No: SDG No.: 3505892

Matrix: WATER Lab Sample ID: 128626MB Lab File ID: 9277MB.D

Sample wt/vol: 1000 Units: ML Date Received: 05/02/12

Concentrated Extract Volume: 10 Date Extracted: 05/02/12

Level:(low/med) LOW Date Analyzed: 05/03/12 Time: 0949

PercentSolids: 0 decanted : (Dilution Factor: 1

Extraction: SEPF Station ID: Method: 8082

GPC Cleanup : (Y/N) N pH:

Column(1): STX-CLP1 ID: 0.32 (mm)

CONCENTRATION UNITS: UG/L

CAS NO.	*ANALYTE*	*RESULT*	*Q*	*MDL*	*RL*
12674-11-2	Aroclor-1016	0.36	U	0.36	0.5
11096-82-5	Aroclor-1260	0.25	U	0.25	0.5
11104-28-2	Aroclor-1221	0.43	U	0.43	0.5
11141-16-5	Aroclor-1232	0.2	U	0.2	0.5
53469-21-9	Aroclor-1242	0.31	U	0.31	0.5
12672-29-6	Aroclor-1248	0.2	U	0.2	0.5
11097-69-1	Aroclor-1254	0.2	U	0.2	0.5

1

PCB ORGANIC ANALYSIS DATA SHEET

DRAFT

EPA Sample No.

128641MB

Lab Name: Spectrum Analytical, Inc. Contract: OTIE-Five Mile Creek / Site 1392

Lab Code : PEL Case No.: SAS No: SDG No.: 3505892

Matrix: SOIL Lab Sample ID: 128641MB Lab File ID: 9281MB.D

Sample wt/vol: 33.2 Units: G Date Received: 05/02/12

Concentrated Extract Volume: 10 Date Extracted: 05/02/12

Level:(low/med) LOW Date Analyzed: 05/04/12 Time: 1146

PercentSolids: 100 decanted : (Dilution Factor: 1

Extraction: SONC Station ID: Method: 8082

GPC Cleanup : (Y/N) N pH:

Column(1): STX-CLP1 ID: 0.32 (mm)

CONCENTRATION UNITS: UG/KG

CAS NO.	*ANALYTE*	*RESULT*	*Q*	*MDL*	*RL*
12674-11-2	Aroclor-1016	13	U	13	30
11096-82-5	Aroclor-1260	7	U	7	30
11104-28-2	Aroclor-1221	12	U	12	30
11141-16-5	Aroclor-1232	20	U	20	30
53469-21-9	Aroclor-1242	11	U	11	30
12672-29-6	Aroclor-1248	11	U	11	30
11097-69-1	Aroclor-1254	9.4	U	9.4	30

2A

WATER PCB ORGANIC SURROGATE RECOVERY

DRAFT

Lab Name: Spectrum Analytical, Inc. Contract: OTIE-Five Mile Creek / Site 13

Lab Code : PEL Case No. SAS No: SDG NO.: 3505892

Column(1): STX-CLP1 ID: 0.32 (mm)

EPA Sample NO.	S1 #	S2 #	S3 #	S4 #	S5 #	S6 #	TOT OUT
128626MB	78.0						0
128627LCS	76.0						0
128628LCSD	77.0						0
EPAFMC-SW-01R	77.0						0
EPAFMC-SW-03R	77.0						0
EPAFMC-SW-04	74.0						0

Control Limits

S1 = Decachlorobiphenyl 16 - 116

Column to be used to flag recovery values
* Values outside of contract required QC limits
D Surrogates diluted out
Control limit source: (lab/method) METHOD

Form II

100512 1524

2A

SOIL PCB ORGANIC SURROGATE RECOVERY

DRAFT

Lab Name: Spectrum Analytical, Inc. Contract: OTIE-Five Mile Creek / Site 13

Lab Code : PEL Case No. SAS No: SDG NO.: 3505892

Column(1): STX-CLP1 ID: 0.32 (mm)

EPA Sample NO.	S1 #	S2 #	S3 #	S4 #	S5 #	S6 #	TOT OUT
128641MB	82.4						0
128642LCS	85.1						0
EPAFMC-SD-30	94.3						0

Control Limits

S1 = Decachlorobiphenyl 33 - 140

Column to be used to flag recovery values
* Values outside of contract required QC limits
D Surrogates diluted out
Control limit source: (lab/method) METHOD

Form II

100512 1524

PCB ORGANIC LAB CONTROL SAMPLE RECOVERY

DRAFT

EPA Sample No.

Lab Name: Spectrum Analytical, Inc. Contract: OTIE-Five Mile Creek / Site 13 128627LCS

Lab Code : PEL Case No. SAS No: SDG No.: 3505892

COMPOUND	SPIKE ADDED ug/L	LCS CONCENTRATION ug/L	LCS % REC #	LCS % RPD	QC LIMITS RPD	QC LIMITS REC.
Aroclor-1016	10	7.1	71.0			66 - 122
Aroclor-1260	10	7	70.0			68 - 141

Spike Recovery: 0 out of 2 outside limits

Column to be used to flag recovery values with an asterisk

* Values outside QC limits

Control limit source: (lab/method) METHOD

COMMENTS:

100512 1524

Form III

PCB ORGANIC LAB CONTROL SAMPLE RECOVERY

DRAFT

EPA Sample No.

Lab Name: Spectrum Analytical, Inc. Contract: OTIE-Five Mile Creek / Site 13 128628LCSD

Lab Code : PEL Case No. SAS No: SDG No.: 3505892

COMPOUND	SPIKE ADDED ug/L	LCS CONCENTRATION ug/L	LCS % REC #	LCS % RPD	QC LIMITS RPD	QC LIMITS REC.
Aroclor-1016	10	7.4	74.0	4.1	20	66 - 122
Aroclor-1260	10	7.1	71.0	1.4	20	68 - 141

Spike Recovery: 0 out of 2 outside limits

Column to be used to flag recovery values with an asterisk

* Values outside QC limits

Control limit source: (lab/method) METHOD

COMMENTS:

100512 1524

Form III

PCB ORGANIC LAB CONTROL SAMPLE RECOVERY

DRAFT

EPA Sample No.

Lab Name: Spectrum Analytical, Inc. Contract: OTIE-Five Mile Creek / Site 13 128642LCS

Lab Code : PEL Case No. SAS No: SDG No.: 3505892

COMPOUND	SPIKE ADDED ug/Kg	LCS CONCENTRATION ug/Kg	LCS % REC #	LCS % RPD	QC LIMITS RPD	QC LIMITS REC.
Aroclor-1016	295	210	71.2			43 - 137
Aroclor-1260	295	219	74.2			48 - 154

Spike Recovery: 0 out of 2 outside limits

Column to be used to flag recovery values with an asterisk

* Values outside QC limits

Control limit source: (lab/method) METHOD

COMMENTS:

100512 1524

Form III

DRAFT

Inorganics

100512 1524

Inorganic Data Qualifiers

DRAFT

C (Concentration) Qualifier - Entries and their meanings are:

J The reported value obtained was less than the RL but greater than or equal to the MDL.

E The reported value obtained was over calibration or linear range.

U The reported value obtained was less than the MDL or was not detected.

Q Qualifier - Entries and their meanings are:

U The reported value is estimated because of interference. An explanatory comment must be included under "Comments" on the Cover Page if the problem applies to all samples in this data package or on the individual FORM 1 if it is an isolated problem.

M Duplicate injection precision was not met (two analyses of the same sample did not agree).

N Spiked sample recovery not within control limits.

E Serial Dilution percent difference not within control limits.

S The reported value was determined by the Method of Standard Additions (MSA).

W Post-digestion spike for Furnace AA analysis is out of control limits (85-115%) while sample absorbance is less than 50% of spike absorbance.

***** Duplicate analysis not within control limits.

+ Correlation coefficient for the MSA is less than 0.995.

X The data is flagged as rejected by analyst utilizing analytical judgement.

Entering "S", "W ", or "+" is mutually exclusive. No combination of these qualifiers can apear in the same field.

M (Method) Qualifier - Enter one of the following:

P ICP
A Flame AA
F Furnace AA
CV Manual Cold Vapor AA
TC Total Organic Carbon
AS Semi-Automated Spectrophotometric
CA Midi-Distillation Spectrophotometric
T Titrimetric
C Manual Spectrophotometric
GR Gravimetric
NR Analyte was not required by your lab

100512 1524

Inorganic Sample ID Qualifiers

The qualifiers that may be appended to the lab sample ID and/or the client sample ID for inorganic analysis are defined below:

DL Diluted reanalysis. Indicates that the results of the original analysis of the sample contained compounds that exceeded the calibration range. The sample was diluted and reanalyzed. May be followed by a digit to indicate multiple dilutions of the sample. The results of more than one diluted reanalysis are reported.

R Reanalysis. The extract was reanalyzed without re-extraction. The "R" is not used if the sample was also re-extracted. May be followed by a digit to indicate multiple reanalysis of the sample at the same dilution.

RE Re-extracted. The extract was reanalyzed with re-extraction. May be followed by a digit to indicate multiple re-extraction of the same sample at the same dilution.

MS Matrix spike (may be followed by a digit to indicate multiple matrix within a sample set).

SD Matrix spike duplicate (may be followed by a digit to indicate multiple matrix spike duplicate within a sample set).

A Post Digestion Spike.

L Serial Dilution.

DRAFT

DRAFT

Metals Data Package

100512 1524

CASE NARRATIVE
METALS

Spectrum Analytical Inc. Lab Reference No./SDG: 3505892

Client: OTIE

I. RECEIPT

No exceptions were encountered unless a Sample Receipt Exception Report is attached to the Chain-of-Custody or a communication form is included in the addendum with this package.

II. HOLDING TIMES

A. Sample Preparation: All holding times were met.

B. Sample Analysis: All holding times were met.

III. METHOD

Analyses were performed according to the Spectrum Analytical Inc. Standard Operating Procedures and EPA Method 6010B for ICP metals.

IV. PREPARATION

Soil samples were prepared according to Spectrum Analytical Inc. Laboratory's Standard Operating Procedures and EPA Method 3050B.
Water samples were prepared according to Spectrum Analytical Inc. Laboratory's Standard Operating Procedures and EPA Method 3010A.

V. ANALYSIS

A. Calibration:

All acceptance criteria were met.

B. Blanks:

1. Calibration Blanks:

All acceptance criteria were met. No action required. The following ICB/CCB(s) had element concentrations below the RL:
ICB1076959 was analyzed on 05/04/12 11:45. The following analyte(s) were detected below RL: Beryllium at 0.194 ug/L, Chromium at 0.485 ug/L, Cobalt at 0.431 ug/L, Iron at 13.6 ug/L.
CCB1077429 was analyzed on 05/04/12 15:40. The following analyte(s) were detected below RL: Beryllium at 0.153 ug/L, Chromium at 0.6 ug/L.
CCB1077441 was analyzed on 05/04/12 16:44. The following analyte(s) were detected below RL: Aluminum at 29.4 ug/L, Arsenic at 3.57 ug/L, Barium at 0.414 ug/L, Beryllium at 0.308 ug/L, Chromium at 0.528 ug/L, Cobalt at 0.476 ug/L, Iron at 27.5 ug/L, Magnesium at 12 ug/L, Selenium at 5.49 ug/L.
CCB1077442 was analyzed on 05/04/12 16:48. The following analyte(s) were detected below RL: Aluminum at 11.8 ug/L, Barium at 0.258 ug/L, Beryllium at 0.209 ug/L, Iron at 9.92 ug/L, Selenium at 6.52 ug/L.

Spectrum Analytical Inc. Lab Reference No./SDG: 3505892

Client: OTIE

CCB1077454 was analyzed on 05/04/12 17:53. The following analyte(s) were detected below RL: Beryllium at 0.26 ug/L, Iron at 11 ug/L.
CCB1077466 was analyzed on 05/04/12 19:03. The following analyte(s) were detected below RL: Beryllium at 0.254 ug/L, Chromium at 0.431 ug/L, Iron at 11.7 ug/L, Selenium at 4.61 ug/L, Silver at 0.529 ug/L. The hits in the blanks are below the RL, therefore, no corrective action was taken.

2. Method Blanks:

All acceptance criteria were met with the exception of:
Blank 128613MB was analyzed with the soil samples on 05/04/12. The following analyte(s) were detected below RL: Calcium at 6.44 mg/Kg, Iron at 0.686 mg/Kg, Selenium at 0.497 mg/Kg, Thallium at 0.354 mg/Kg.
Blank 129086MB was analyzed with the water samples on 05/04/12. The following analyte(s) were detected below RL: Chromium at 0.684 ug/L, Iron at 27.6 ug/L, Manganese at 3.65 ug/L. The hits in the blanks are below the RL, therefore, no corrective action was taken.
Samples coded accordingly.

C. Spikes:

1. Laboratory Control Spikes (LCS):

An LCS/LCSD set was analyzed.
All percent recovery and relative percent difference (RPD) criteria were met.

2. Post Digestion Spike:

All acceptance criteria were met.

3. Matrix Spike/Matrix Spike Duplicate Samples (MS/SD):

No spikes requested by client.

D. Duplicate:

No sample duplicates are reported with this method. (Spike duplicates are referenced above in section C. Spikes.)

E. Serial Dilution:

All acceptance criteria were met.

F. ICP Interference Check Samples:

All acceptance criteria were met.

G. Samples:

Sample analysis proceeded normally.

CASE NARRATIVE
METALS

Spectrum Analytical Inc. Lab Reference No./SDG: 3505892

Client: OTIE

I certify that this data package is in compliance with the terms and conditions agreed to by the client and Spectrum Analytical Inc., both technically and for completeness, except for the conditions noted above. Release of the data contained in this hardcopy data package has been authorized by the Laboratory Manager or designated person, as, verified by the following signature.

Signature:
Name: Troy L. Roberts Title: Inorg. Manager

SIGNED: **DATE: 05/09/2012**

CASE NARRATIVE
MERCURY

Spectrum Analytical Inc. Lab Reference No./SDG: 3505892

Client: OTIE

I. RECEIPT

No exceptions were encountered unless a Sample Receipt Exception Report is attached to the Chain-of-Custody or a communication form is included in the addendum with this package.

II. HOLDING TIMES

A. Sample Preparation: All holding times were met.

B. Sample Analysis: All holding times were met.

III. METHODS

Analyses were performed according to the Spectrum Analytical Inc. Standard Operating Procedures and EPA Method 7470A.

IV. PREPARATION

Water samples were prepared according to the Spectrum Analytical Inc. Laboratory's Standard Operating Procedures and EPA Method 7470A.

V. ANALYSIS

A. Calibration:

All acceptance criteria were met.

B. Blanks:

1. Calibration Blanks:

All acceptance criteria were met. No action required. The following ICB/CCB(s) had element concentrations below the RL:
ICB1075831 was analyzed on 05/01/12 17:04. The following analyte(s) were detected below RL: Mercury at 0.0628 ug/L.
CCB1075833 was analyzed on 05/01/12 17:08. The following analyte(s) were detected below RL: Mercury at 0.0606 ug/L.
CCB1075842 was analyzed on 05/01/12 17:24. The following analyte(s) were detected below RL: Mercury at 0.0573 ug/L.
CCB1075851 was analyzed on 05/01/12 17:40. The following analyte(s) were detected below RL: Mercury at 0.0561 ug/L. The hit in the blanks is below the RL, therefore, no corrective action was taken.

2. Method Blanks:

All acceptance criteria were met with the exception of:
Blank 128584MB was analyzed with the water samples on 05/01/12. The following analyte(s) were detected below RL: Mercury at 0.0464 ug/L. The hit in the blank is below the RL, therefore, no corrective action was taken. Samples coded accordingly.

CASE NARRATIVE
MERCURY

Spectrum Analytical Inc. Lab Reference No./SDG: 3505892

Client: OTIE

C. Spikes:

1. Laboratory Control Spikes (LCS):

An LCS/LCSD set was analyzed.
All percent recovery and relative percent difference (RPD) criteria were met.

2. Post Digestion Spike:

All acceptance criteria were met.

3. Matrix Spike/Matrix Spike Duplicate Samples (MS/SD):

No spikes requested by client.

D. Duplicate:

No sample duplicates are reported with this method. (Spike duplicates are referenced above in section C. Spikes.)

E. Serial Dilution:

All acceptance criteria were met.

F. Samples:

Sample analysis proceeded normally.

I certify that this data package is in compliance with the terms and conditions agreed to by the client and Spectrum Analytical Inc., both technically and for completeness, except for the conditions noted above. Release of the data contained in this hardcopy data package has been authorized by the Laboratory Manager or designated person, as, verified by the following signature.

Signature:
Name: Troy L. Roberts Title: Inorg. Manager

SIGNED: **DATE: 05/10/2012**

CASE NARRATIVE
MERCURY

Spectrum Analytical Inc. Lab Reference No./SDG: 3505892

Client: OTIE

I. RECEIPT

No exceptions were encountered unless a Sample Receipt Exception Report is attached to the Chain-of-Custody or a communication form is included in the addendum with this package.

II. HOLDING TIMES

A. Sample Preparation: All holding times were met.

B. Sample Analysis: All holding times were met.

III. METHODS

Samples were analyzed according to the Spectrum Analytical Inc. Standard Operating Procedures and EPA Method 7471A.

IV. PREPARATION

Soil samples were prepared according to Spectrum Analytical Inc. Laboratory's Standard Operating Procedures and EPA Method 7471A.

V. ANALYSIS

A. Calibration:

All acceptance criteria were met.

B. Blanks:

1. Calibration Blanks:

All acceptance criteria were met.

2. Method Blanks:

All acceptance criteria were met.

C. Spikes:

1. Laboratory Control Spikes (LCS):

An LCS/LCSD set was analyzed.
All percent recovery and relative percent difference (RPD) criteria were met.

2. Post Digestion Spike:

All acceptance criteria were met.

3. Matrix Spike/Matrix Spike Duplicate Samples (MS/SD):

CASE NARRATIVE
MERCURY

Spectrum Analytical Inc. Lab Reference No./SDG: 3505892

Client: OTIE

No spikes requested by client.

D. Duplicate:

No sample duplicates are reported with this method. (Spike duplicates are referenced above in section C. Spikes.)

E. Serial Dilution:

All acceptance criteria were met.

F. Samples:

Sample analysis proceeded normally.

I certify that this data package is in compliance with the terms and conditions agreed to by the client and Spectrum Analytical Inc., both technically and for completeness, except for the conditions noted above. Release of the data contained in this hardcopy data package has been authorized by the Laboratory Manager or designated person, as, verified by the following signature.

Signature:

Name: Troy L. Roberts Title: Inorg. Manager

SIGNED: **DATE: 05/10/2012**

CASE NARRATIVE
THALLIUM

Spectrum Analytical Inc. Lab Reference No./SDG: 3505892

Client: OTIE

I. RECEIPT

No exceptions were encountered unless a Sample Receipt Exception Report is attached to the Chain-of-Custody or a communication form is included in the addendum with this package.

II. HOLDING TIMES

A. Sample Preparation: All holding times were met.

B. Sample Analysis: All holding times were met.

III. METHODS

Analyses were performed according to the Spectrum Analytical Inc. Standard Operating Procedures and EPA Method 7841.

IV. PREPARATION

Water samples were prepared according to PEL Laboratory's Standard Operating Procedures and EPA Method 3020.

V. ANALYSIS

A. Calibration:

All acceptance criteria were met.

B. Blanks:

1. Calibration Blanks:

All acceptance criteria were met.

2. Method Blanks:

All acceptance criteria were met.

C. Spikes:

1. Laboratory Control Spikes (LCS):

An LCS/LCSD set was analyzed.
All percent recovery and relative percent difference (RPD) criteria were met.

2. Post Digestion Spike:

All acceptance criteria were met.

CASE NARRATIVE
THALLIUM

Spectrum Analytical Inc. Lab Reference No./SDG: 3505892

Client: OTIE

3. Matrix Spike/Matrix Spike Duplicate Samples (MS/SD):

No spikes requested by client.

D. Duplicate:

No sample duplicates are reported with this method. (Spike duplicates are referenced above in section C. Spikes.)

E. Serial Dilution:

All acceptance criteria were met.

F. Samples:

Sample analysis proceeded normally.

I certify that this data package is in compliance with the terms and conditions agreed to by the client and Spectrum Analytical Inc., both technically and for completeness, except for the conditions noted above. Release of the data contained in this hardcopy data package has been authorized by the Laboratory Manager or designated person, as, verified by the following signature.

Signature:_____
Name: Troy L. Roberts Title: Inorg. Manager

SIGNED: **DATE: 05/10/2012**

U.S. EPA - CLP

COVER PAGE - INORGANIC ANALYSES DATA PACKAGE

DRAFT

Lab Name: Spectrum Analytical, Inc. Contract: OTIE-Five Mile Creek / Sit

Lab Code : PEL Case No.: SDG No.: 3505892

SOW No.:

EPA Sample No	Lab Sample ID
EPAFMC-SD-30	350589201
EPAFMC-SW-01R	350589202
EPAFMC-SW-03R	350589203
EPAFMC-SW-04	350589204
EPAFMC-PB-01	350589205

Were ICP interelement corrections applied?	Yes/No	Yes
Were ICP background corrections applied?	Yes/No	Yes
If yes - were raw data generated before application of background corrections?	Yes/No	No

Comments:

100512 1524

DRAFT

Metals Inorganic Sample Data

100512 1524

U.S. EPA - CLP

1

INORGANIC ANALYSIS DATA SHEET

DRAFT

EPA Sample No.

EPAFMC-SD-30

Lab Name: Spectrum Analytical, Inc. Contract: OTIE-Five Mile Creek / Site 1392

Lab Code : PEL Case No.: SAS No: SDG No.: 3505892

Matrix: SOIL Lab Sample ID: 350589201

Level:(low/med) LOW Date Received: 4/27/2012

PercentSolids: 84.4 Station ID: EPAFMC28

CONCENTRATION UNITS: MG/KG

CAS NO.	ANALYTE	Concentration	C	Q	M		MDL	RL
7429-90-5	Aluminum	5300			P		1.19	6.24
7440-36-0	Antimony	0.15	U		P		0.15	0.624
7440-38-2	Arsenic	9.57			P		0.312	0.624
7440-39-3	Barium	39.9			P		0.0999	0.312
7440-41-7	Beryllium	0.818			P		0.0999	0.312
7440-43-9	Cadmium	0.0312	U		P		0.0312	0.312
7440-47-3	Chromium	32.7			P		0.0999	0.312
7440-48-4	Cobalt	4.17			P		0.0312	0.312
7440-50-8	Copper	6.2			P		0.0999	0.312
7439-89-6	Iron	21800			P		0.374	3.12
7439-92-1	Lead	6.01			P		0.212	0.499
7439-95-4	Magnesium	1630			P		1.81	6.24
7439-97-6	Mercury	0.0152			CV		0.0028	0.0151
7440-02-0	Nickel	4.52			P		0.0999	0.312
7440-09-7	Potassium	605			P		3.12	31.2
7782-49-2	Selenium	0.25	U		P		0.25	1.25
7440-22-4	Silver	0.0999	U		P		0.0999	0.312
7440-23-5	Sodium	80.4			P		6.24	18.7
7440-28-0	Thallium	0.479	J		P		0.212	0.624
7440-62-2	Vanadium	33			P		0.0999	0.312
7440-66-6	Zinc	21.5			P		0.206	0.624

Color Before: _____ Clarity Before: _____ Texture :_____

Color After : _____ Clarity After: _____ Artifacts:_____

Comments:

100512 1524

U.S. EPA - CLP

1

INORGANIC ANALYSIS DATA SHEET

DRAFT

EPA Sample No.

EPAFMC-SW-01R

Lab Name: Spectrum Analytical, Inc. Contract: OTIE-Five Mile Creek / Site 1392

Lab Code : PEL Case No.: SAS No: SDG No.: 3505892

Matrix: WATER Lab Sample ID: 350589202

Level:(low/med) LOW Date Received: 4/27/2012

PercentSolids: 0 Station ID: EPAFMC11

CONCENTRATION UNITS: UG/L

CAS NO.	ANALYTE	Concentration	C	Q	M		MDL	RL
7429-90-5	Aluminum	78.7	J		P		9.3	100
7440-36-0	Antimony	3.3	U		P		3.3	10
7440-38-2	Arsenic	6.47	J		P		3.31	10
7440-39-3	Barium	33.8			P		0.22	10
7440-41-7	Beryllium	0.171	J		P		0.12	5
7440-43-9	Cadmium	0.72	U		P		0.72	5
7440-70-2	Calcium	41700			P		39	100
7440-47-3	Chromium	1.58	J		P		0.43	10
7440-48-4	Cobalt	0.37	U		P		0.37	10
7440-50-8	Copper	2.7	U		P		2.7	10
7439-89-6	Iron	126			P		5.5	50
7439-92-1	Lead	3.7	U		P		3.7	15
7439-95-4	Magnesium	20400			P		9.8	100
7439-96-5	Manganese	60.8			P		0.35	10
7439-97-6	Mercury	0.0515	J		CV		0.037	0.2
7440-02-0	Nickel	0.93	U		P		0.93	5
7440-09-7	Potassium	1130			P		71.7	500
7782-49-2	Selenium	6.67	J		P		4.1	20
7440-22-4	Silver	0.52	U		P		0.52	10
7440-23-5	Sodium	24200			P		180	300
7440-28-0	Thallium	0.34	U		F		0.34	2

Color Before: _____ Clarity Before: _____ Texture :_____

Color After : _____ Clarity After: _____ Artifacts:_____

Comments:

100512 1524

U.S. EPA - CLP

1

INORGANIC ANALYSIS DATA SHEET

DRAFT

EPA Sample No.

EPAFMC-SW-01R

Lab Name: Spectrum Analytical, Inc. Contract: OTIE-Five Mile Creek / Site 1392

Lab Code : PEL Case No.: SAS No: SDG No.: 3505892

Matrix: WATER Lab Sample ID: 350589202

Level:(low/med) LOW Date Received: 4/27/2012

PercentSolids: 0 Station ID: EPAFMC11

CONCENTRATION UNITS: UG/L

CAS NO.	ANALYTE	Concentration	C	Q	M		MDL	RL
7440-62-2	Vanadium	0.712	J		P		0.44	10
7440-66-6	Zinc	5.83	J		P		4	20

Color Before: _____ Clarity Before: _____ Texture :_____

Color After : _____ Clarity After: _____ Artifacts:_____

Comments:

100512 1524

U.S. EPA - CLP

1

INORGANIC ANALYSIS DATA SHEET

DRAFT

EPA Sample No.

EPAFMC-SW-03R

Lab Name: Spectrum Analytical, Inc. Contract: OTIE-Five Mile Creek / Site 1392

Lab Code : PEL Case No.: SAS No: SDG No.: 3505892

Matrix: WATER Lab Sample ID: 350589203

Level:(low/med) LOW Date Received: 4/27/2012

PercentSolids: 0 Station ID: EPAFMC11

CONCENTRATION UNITS: UG/L

CAS NO.	ANALYTE	Concentration	C	Q	M		MDL	RL
7429-90-5	Aluminum	63.2	J		P		9.3	100
7440-36-0	Antimony	3.3	U		P		3.3	10
7440-38-2	Arsenic	3.31	U		P		3.31	10
7440-39-3	Barium	35.6			P		0.22	10
7440-41-7	Beryllium	0.132	J		P		0.12	5
7440-43-9	Cadmium	0.72	U		P		0.72	5
7440-70-2	Calcium	44000			P		39	100
7440-47-3	Chromium	2.02	J		P		0.43	10
7440-48-4	Cobalt	0.37	U		P		0.37	10
7440-50-8	Copper	2.7	U		P		2.7	10
7439-89-6	Iron	125			P		5.5	50
7439-92-1	Lead	3.7	U		P		3.7	15
7439-95-4	Magnesium	21200			P		9.8	100
7439-96-5	Manganese	75.8			P		0.35	10
7439-97-6	Mercury	0.056	J		CV		0.037	0.2
7440-02-0	Nickel	0.93	U		P		0.93	5
7440-09-7	Potassium	1160			P		71.7	500
7782-49-2	Selenium	5.78	J		P		4.1	20
7440-22-4	Silver	0.52	U		P		0.52	10
7440-23-5	Sodium	25300			P		180	300
7440-28-0	Thallium	0.34	U		F		0.34	2

Color Before: _____ Clarity Before: _____ Texture :_____

Color After : _____ Clarity After: _____ Artifacts:_____

Comments:

100512 1524

U.S. EPA - CLP

1

INORGANIC ANALYSIS DATA SHEET

DRAFT

EPA Sample No.

EPAFMC-SW-03R

Lab Name: Spectrum Analytical, Inc. Contract: OTIE-Five Mile Creek / Site 1392

Lab Code : PEL Case No.: SAS No: SDG No.: 3505892

Matrix: WATER Lab Sample ID: 350589203

Level:(low/med) LOW Date Received: 4/27/2012

PercentSolids: 0 Station ID: EPAFMC11

CONCENTRATION UNITS: UG/L

CAS NO.	ANALYTE	Concentration	C	Q	M		MDL	RL
7440-62-2	Vanadium	0.615	J		P		0.44	10
7440-66-6	Zinc	7.05	J		P		4	20

Color Before: _____ Clarity Before: _____ Texture :_____

Color After : _____ Clarity After: _____ Artifacts:_____

Comments:

100512 1524

U.S. EPA - CLP

1

INORGANIC ANALYSIS DATA SHEET

DRAFT

EPA Sample No.

EPAFMC-SW-04

Lab Name: Spectrum Analytical, Inc. Contract: OTIE-Five Mile Creek / Site 1392

Lab Code : PEL Case No.: SAS No: SDG No.: 3505892

Matrix: WATER Lab Sample ID: 350589204

Level:(low/med) LOW Date Received: 4/27/2012

PercentSolids: 0 Station ID: EPAFMC28

CONCENTRATION UNITS: UG/L

CAS NO.	ANALYTE	Concentration	C	Q	M		MDL	RL
7429-90-5	Aluminum	58.9	J		P		9.3	100
7440-36-0	Antimony	3.3	U		P		3.3	10
7440-38-2	Arsenic	3.31	U		P		3.31	10
7440-39-3	Barium	30.9			P		0.22	10
7440-41-7	Beryllium	0.143	J		P		0.12	5
7440-43-9	Cadmium	0.72	U		P		0.72	5
7440-70-2	Calcium	41400			P		39	100
7440-47-3	Chromium	1.77	J		P		0.43	10
7440-48-4	Cobalt	0.37	U		P		0.37	10
7440-50-8	Copper	2.7	U		P		2.7	10
7439-89-6	Iron	64.3			P		5.5	50
7439-92-1	Lead	3.7	U		P		3.7	15
7439-95-4	Magnesium	21300			P		9.8	100
7439-96-5	Manganese	17.2			P		0.35	10
7439-97-6	Mercury	0.05	J		CV		0.037	0.2
7440-02-0	Nickel	0.93	U		P		0.93	5
7440-09-7	Potassium	795			P		71.7	500
7782-49-2	Selenium	4.1	U		P		4.1	20
7440-22-4	Silver	0.52	U		P		0.52	10
7440-23-5	Sodium	2830			P		180	300
7440-28-0	Thallium	0.34	U		F		0.34	2

Color Before: _____ Clarity Before: _____ Texture :_____

Color After : _____ Clarity After: _____ Artifacts:_____

Comments:

100512 1524

U.S. EPA - CLP

1

INORGANIC ANALYSIS DATA SHEET

DRAFT

EPA Sample No.

EPAFMC-SW-04

Lab Name: Spectrum Analytical, Inc. Contract: OTIE-Five Mile Creek / Site 1392

Lab Code : PEL Case No.: SAS No: SDG No.: 3505892

Matrix: WATER Lab Sample ID: 350589204

Level:(low/med) LOW Date Received: 4/27/2012

PercentSolids: 0 Station ID: EPAFMC28

CONCENTRATION UNITS: UG/L

CAS NO.	ANALYTE	Concentration	C	Q	M		MDL	RL
7440-62-2	Vanadium	0.66	J		P		0.44	10
7440-66-6	Zinc	4.09	J		P		4	20

Color Before: _____ Clarity Before: _____ Texture :_____

Color After : _____ Clarity After: _____ Artifacts:_____

Comments:

100512 1524

U.S. EPA - CLP

1

INORGANIC ANALYSIS DATA SHEET

DRAFT

EPA Sample No.

EPAFMC-PB-01

Lab Name: Spectrum Analytical, Inc. Contract: OTIE-Five Mile Creek / Site 1392

Lab Code : PEL Case No.: SAS No: SDG No.: 3505892

Matrix: WATER Lab Sample ID: 350589205

Level:(low/med) LOW Date Received: 4/27/2012

PercentSolids: 0 Station ID: R4DART

CONCENTRATION UNITS: UG/L

CAS NO.	ANALYTE	Concentration	C	Q	M		MDL	RL
7429-90-5	Aluminum	9.3	U		P		9.3	100
7440-36-0	Antimony	3.3	U		P		3.3	10
7440-38-2	Arsenic	3.31	U		P		3.31	10
7440-39-3	Barium	0.22	U		P		0.22	10
7440-41-7	Beryllium	0.129	J		P		0.12	5
7440-43-9	Cadmium	0.72	U		P		0.72	5
7440-70-2	Calcium	120			P		39	100
7440-47-3	Chromium	0.43	U		P		0.43	10
7440-48-4	Cobalt	0.37	U		P		0.37	10
7440-50-8	Copper	2.7	U		P		2.7	10
7439-89-6	Iron	5.5	U		P		5.5	50
7439-92-1	Lead	3.7	U		P		3.7	15
7439-95-4	Magnesium	9.8	U		P		9.8	100
7439-96-5	Manganese	2.79	J		P		0.35	10
7439-97-6	Mercury	0.0527	J		CV		0.037	0.2
7440-02-0	Nickel	0.93	U		P		0.93	5
7440-09-7	Potassium	71.7	U		P		71.7	500
7782-49-2	Selenium	4.1	U		P		4.1	20
7440-22-4	Silver	0.52	U		P		0.52	10
7440-23-5	Sodium	180	U		P		180	300
7440-28-0	Thallium	0.34	U		F		0.34	2

Color Before: _____ Clarity Before: _____ Texture :_____

Color After : _____ Clarity After: _____ Artifacts:_____

Comments:

100512 1524

U.S. EPA - CLP

1

INORGANIC ANALYSIS DATA SHEET

DRAFT

EPA Sample No.

EPAFMC-PB-01

Lab Name: Spectrum Analytical, Inc. Contract: OTIE-Five Mile Creek / Site 1392

Lab Code : PEL Case No.: SAS No: SDG No.: 3505892

Matrix: WATER Lab Sample ID: 350589205

Level:(low/med) LOW Date Received: 4/27/2012

PercentSolids: 0 Station ID: R4DART

CONCENTRATION UNITS: UG/L

CAS NO.	ANALYTE	Concentration	C	Q	M		MDL	RL
7440-62-2	Vanadium	0.44	U		P		0.44	10
7440-66-6	Zinc	4	U		P		4	20

Color Before: _____ Clarity Before: _____ Texture :_____

Color After : _____ Clarity After: _____ Artifacts:_____

Comments:

100512 1524

DRAFT

Metals Inorganic QC Summary Data

100512 1524

U.S. EPA - CLP

1

INORGANIC ANALYSIS DATA SHEET

DRAFT

EPA Sample No.

128354MB

Lab Name: Spectrum Analytical, Inc. Contract: OTIE-Five Mile Creek / Site 1392

Lab Code : PEL Case No.: SAS No: SDG No.: 3505892

Matrix: WATER Lab Sample ID: 128354MB

Level:(low/med) LOW Date Received: 4/30/2012

PercentSolids: 0 Station ID:

CONCENTRATION UNITS: UG/L

CAS NO.	ANALYTE	Concentration	C	Q	M		MDL	RL
7440-28-0	Thallium	0.34	U		F		0.34	2

Color Before: _____ Clarity Before: _____ Texture :_____

Color After : _____ Clarity After: _____ Artifacts:_____

Comments:

100512 1524

U.S. EPA - CLP

1

INORGANIC ANALYSIS DATA SHEET

DRAFT

EPA Sample No.

128391MB

Lab Name: Spectrum Analytical, Inc. Contract: OTIE-Five Mile Creek / Site 1392

Lab Code : PEL Case No.: SAS No: SDG No.: 3505892

Matrix: SOIL Lab Sample ID: 128391MB

Level:(low/med) LOW Date Received: 5/1/2012

PercentSolids: 100 Station ID:

CONCENTRATION UNITS: MG/KG

CAS NO.	ANALYTE	Concentration	C	Q	M		MDL	RL
7439-97-6	Mercury	0.0036	U		CV		0.0036	0.0194

Color Before: _____ Clarity Before: _____ Texture :_____

Color After : _____ Clarity After: _____ Artifacts:_____

Comments:

100512 1524

U.S. EPA - CLP

1

INORGANIC ANALYSIS DATA SHEET

DRAFT

EPA Sample No.

128584MB

Lab Name: Spectrum Analytical, Inc. Contract: OTIE-Five Mile Creek / Site 1392

Lab Code : PEL Case No.: SAS No: SDG No.: 3505892

Matrix: WATER Lab Sample ID: 128584MB

Level:(low/med) LOW Date Received: 5/1/2012

PercentSolids: 0 Station ID:

CONCENTRATION UNITS: UG/L

CAS NO.	ANALYTE	Concentration	C	Q	M		MDL	RL
7439-97-6	Mercury	0.0464	J		CV		0.037	0.2

Color Before: _____ Clarity Before: _____ Texture :_____

Color After : _____ Clarity After: _____ Artifacts:_____

Comments:

100512 1524

U.S. EPA - CLP

1

INORGANIC ANALYSIS DATA SHEET

DRAFT

EPA Sample No.

128613MB

Lab Name: Spectrum Analytical, Inc. Contract: OTIE-Five Mile Creek / Site 1392

Lab Code : PEL Case No.: SAS No: SDG No.: 3505892

Matrix: SOIL Lab Sample ID: 128613MB

Level:(low/med) LOW Date Received: 5/1/2012

PercentSolids: 100 Station ID:

CONCENTRATION UNITS: MG/KG

CAS NO.	ANALYTE	Concentration	C	Q	M		MDL	RL
7429-90-5	Aluminum	1.89	U		P		1.89	9.96
7440-36-0	Antimony	0.239	U		P		0.239	0.996
7440-38-2	Arsenic	0.498	U		P		0.498	0.996
7440-39-3	Barium	0.159	U		P		0.159	0.498
7440-41-7	Beryllium	0.159	U		P		0.159	0.498
7440-43-9	Cadmium	0.0498	U		P		0.0498	0.498
7440-70-2	Calcium	6.44	J		P		3.29	9.96
7440-47-3	Chromium	0.159	U		P		0.159	0.498
7440-48-4	Cobalt	0.0498	U		P		0.0498	0.498
7440-50-8	Copper	0.159	U		P		0.159	0.498
7439-89-6	Iron	0.686	J		P		0.598	4.98
7439-92-1	Lead	0.339	U		P		0.339	0.797
7439-95-4	Magnesium	2.89	U		P		2.89	9.96
7439-96-5	Manganese	0.159	U		P		0.159	0.498
7440-02-0	Nickel	0.159	U		P		0.159	0.498
7440-09-7	Potassium	4.98	U		P		4.98	49.8
7782-49-2	Selenium	0.497	J		P		0.398	1.99
7440-22-4	Silver	0.159	U		P		0.159	0.498
7440-23-5	Sodium	9.96	U		P		9.96	29.9
7440-28-0	Thallium	0.354	J		P		0.339	0.996
7440-62-2	Vanadium	0.159	U		P		0.159	0.498

Color Before: _____ Clarity Before: _____ Texture :_____

Color After : _____ Clarity After: _____ Artifacts:_____

Comments:

100512 1524

U.S. EPA - CLP

1

INORGANIC ANALYSIS DATA SHEET

DRAFT

EPA Sample No.

128613MB

Lab Name: Spectrum Analytical, Inc. Contract: OTIE-Five Mile Creek / Site 1392

Lab Code : PEL Case No.: SAS No: SDG No.: 3505892

Matrix: SOIL Lab Sample ID: 128613MB

Level:(low/med) LOW Date Received: 5/1/2012

PercentSolids: 100 Station ID:

CONCENTRATION UNITS: MG/KG

CAS NO.	ANALYTE	Concentration	C	Q	M		MDL	RL
7440-66-6	Zinc	0.329	U		P		0.329	0.996

Color Before: _____ Clarity Before: _____ Texture :_____

Color After : _____ Clarity After: _____ Artifacts:_____

Comments:

100512 1524

U.S. EPA - CLP

1

INORGANIC ANALYSIS DATA SHEET

DRAFT

EPA Sample No.

129086MB

Lab Name: Spectrum Analytical, Inc. Contract: OTIE-Five Mile Creek / Site 1392

Lab Code : PEL Case No.: SAS No: SDG No.: 3505892

Matrix: WATER Lab Sample ID: 129086MB

Level:(low/med) LOW Date Received: 5/3/2012

PercentSolids: 0 Station ID:

CONCENTRATION UNITS: UG/L

CAS NO.	ANALYTE	Concentration	C	Q	M		MDL	RL
7429-90-5	Aluminum	9.3	U		P		9.3	100
7440-36-0	Antimony	3.3	U		P		3.3	10
7440-38-2	Arsenic	3.31	U		P		3.31	10
7440-39-3	Barium	0.22	U		P		0.22	10
7440-41-7	Beryllium	0.12	U		P		0.12	5
7440-43-9	Cadmium	0.72	U		P		0.72	5
7440-70-2	Calcium	39	U		P		39	100
7440-47-3	Chromium	0.684	J		P		0.43	10
7440-48-4	Cobalt	0.37	U		P		0.37	10
7440-50-8	Copper	2.7	U		P		2.7	10
7439-89-6	Iron	27.6	J		P		5.5	50
7439-92-1	Lead	3.7	U		P		3.7	15
7439-95-4	Magnesium	9.8	U		P		9.8	100
7439-96-5	Manganese	3.65	J		P		0.35	10
7440-02-0	Nickel	0.93	U		P		0.93	5
7440-09-7	Potassium	71.7	U		P		71.7	500
7782-49-2	Selenium	4.1	U		P		4.1	20
7440-22-4	Silver	0.52	U		P		0.52	10
7440-23-5	Sodium	180	U		P		180	300
7440-62-2	Vanadium	0.44	U		P		0.44	10
7440-66-6	Zinc	4	U		P		4	20

Color Before: _____ Clarity Before: _____ Texture :_____

Color After : _____ Clarity After: _____ Artifacts:_____

Comments:

100512 1524

U.S. EPA - CLP

5B

POST DIGEST SPIKE SAMPLE RECOVERY

DRAFT

EPA Sample No.

350586402A

Lab Name: Spectrum Analytical, Inc. Contract: OTIE-Five Mile Creek / Site 1

Lab Code : PEL Case No.: SAS No: SDG No.: 3505892

Matrix: Water Level:(low/med) LOW

Concentration Units (ug/L or mg/kg): ug/L

Analyte	Control Limit %R	Spiked Sample	C	Sample Result (SR)	C	Spike Added (SA)	%R	Q	M
Mercury	80 - 120	3.02		0.05	J	3	99.0		CV
Thallium	80 - 120	12.80		-0.15	U	12.5	102.3		F

Comments:

100512 1524

U.S. EPA - CLP

5B

POST DIGEST SPIKE SAMPLE RECOVERY

DRAFT

EPA Sample No.

350588801A

Lab Name: Spectrum Analytical, Inc. Contract: OTIE-Five Mile Creek / Site 1

Lab Code : PEL Case No.: SAS No: SDG No.: 3505892

Matrix: Soil Level:(low/med) LOW

Concentration Units (ug/L or mg/kg): ug/L

Analyte	Control Limit %R	Spiked Sample	C	Sample Result (SR)	C	Spike Added (SA)	%R	Q	M
Aluminum	80 - 120	131000.00		85863.81		50000	90.5		P
Antimony	80 - 120	467.00			U	500	93.4		P
Arsenic	80 - 120	534.00		22.35		500	102.4		P
Barium	80 - 120	1980.00		548.17		1500	95.8		P
Beryllium	80 - 120	519.00		3.14	J	500	103.2		P
Cadmium	80 - 120	475.00			U	500	94.9		P
Calcium	80 - 120	70100.00		22261.29		50000	95.6		P
Chromium	80 - 120	581.00		88.08		500	98.6		P
Cobalt	80 - 120	516.00		21.53		500	98.9		P
Copper	80 - 120	559.00		39.82		500	103.8		P
Iron	80 - 120	90000.00		43827.72		50000	92.5		P
Lead	80 - 120	1020.00		591.57		500	85.4		P
Magnesium	80 - 120	63600.00		15541.78		50000	96.2		P
Manganese	80 - 120	808.00		337.04		500	94.2		P
Mercury	-	3.56		0.59		3	99.0		CV
Nickel	80 - 120	545.00		53.78		500	98.2		P
Potassium	80 - 120	57300.00		5841.58		50000	102.9		P
Selenium	80 - 120	508.00		4.60	J	500	100.7		P
Silver	80 - 120	199.00			U	200	99.5		P
Sodium	80 - 120	69700.00		19070.55		50000	101.4		P
Vanadium	80 - 120	652.00		133.16		500	103.7		P
Zinc	80 - 120	670.00		190.81		500	95.9		P

Comments:

100512 1524

U.S. EPA - CLP

5B

POST DIGEST SPIKE SAMPLE RECOVERY

DRAFT

EPA Sample No.

350589202A

Lab Name: Spectrum Analytical, Inc. Contract: OTIE-Five Mile Creek / Site 1

Lab Code : PEL Case No.: SAS No: SDG No.: 3505892

Matrix: Water Level:(low/med) LOW

Concentration Units (ug/L or mg/kg): ug/L

Analyte	Control Limit %R	Spiked Sample	C	Sample Result (SR)	C	Spike Added (SA)	%R	Q	M
Aluminum	80 - 120	52400.00		78.73	J	50000	104.6		P
Antimony	80 - 120	516.00		2.84	U	500	103.2		P
Arsenic	80 - 120	552.00		6.47	J	500	109.2		P
Barium	80 - 120	1610.00		33.77		1500	104.8		P
Beryllium	80 - 120	546.00		0.17	J	500	109.1		P
Cadmium	80 - 120	512.00		0.43	U	500	102.4		P
Calcium	80 - 120	94600.00		41727.98		50000	105.8		P
Chromium	80 - 120	538.00		1.58	J	500	107.2		P
Cobalt	80 - 120	528.00		-0.09	U	500	105.6		P
Copper	80 - 120	529.00		1.16	U	500	105.8		P
Iron	80 - 120	52800.00		126.52		50000	105.4		P
Lead	80 - 120	535.00		-0.23	U	500	107.0		P
Magnesium	80 - 120	71700.00		20391.73		50000	102.7		P
Manganese	80 - 120	585.00		60.80		500	104.8		P
Nickel	80 - 120	526.00		-0.37	U	500	105.3		P
Potassium	80 - 120	55100.00		1131.44		50000	107.9		P
Selenium	80 - 120	511.00		6.67	J	500	100.9		P
Silver	80 - 120	212.00		0.06	U	200	106.0		P
Sodium	80 - 120	78700.00		24207.35		50000	109.0		P
Vanadium	80 - 120	559.00		0.71	J	500	111.7		P
Zinc	80 - 120	541.00		5.83	J	500	107.1		P

Comments:

100512 1524

U.S. EPA - CLP

6

DUPLICATES

DRAFT

EPA Sample No.

Lab Name: Spectrum Analytical, Inc. Contract: OTIE-Five Mile Creek / Site 139 128356LCSD

Lab Code : PEL Case No.: SAS No: SDG No.: 3505892

Matrix: WATER Level:(low/med) LOW

% Solids for Sample: 0 % Solids for Duplicate: 0

Concentration Units (mg/L or mg/kg): ug/L

Analyte	Control Limit	Sample (S)	C	Duplicate (D)	C	RPD	Q	M
Thallium	25	23.2		23.4		0.9		F

Comments:

100512 1524

U.S. EPA - CLP

6

DUPLICATES

DRAFT

EPA Sample No.

128393LCSD

Lab Name: Spectrum Analytical, Inc. Contract: OTIE-Five Mile Creek / Site 139

Lab Code : PEL Case No.: SAS No: SDG No.: 3505892

Matrix: SOIL Level:(low/med) LOW

% Solids for Sample: 100 % Solids for Duplicate: 100

Concentration Units (mg/L or mg/kg): mg/Kg

Analyte	Control Limit	Sample (S)	C	Duplicate (D)	C	RPD	Q	M
Mercury	20	0.301		0.306		1.6		CV

Comments:

100512 1524

U.S. EPA - CLP

6

DUPLICATES

DRAFT

EPA Sample No.

Lab Name: Spectrum Analytical, Inc. Contract: OTIE-Five Mile Creek / Site 139 128586LCSD

Lab Code : PEL Case No.: SAS No: SDG No.: 3505892

Matrix: WATER Level:(low/med) LOW

% Solids for Sample: 0 % Solids for Duplicate: 0

Concentration Units (mg/L or mg/kg): ug/L

Analyte	Control Limit	Sample (S)	C	Duplicate (D)	C	RPD	Q	M
Mercury	20	2.88		2.79		3.2		CV

Comments:

100512 1524

U.S. EPA - CLP

6

DUPLICATES

DRAFT

EPA Sample No.

128615LCSD

Lab Name: Spectrum Analytical, Inc. Contract: OTIE-Five Mile Creek / Site 139

Lab Code : PEL Case No.: SAS No: SDG No.: 3505892

Matrix: SOIL Level:(low/med) LOW

% Solids for Sample: 100 % Solids for Duplicate: 100

Concentration Units (mg/L or mg/kg): mg/Kg

Analyte	Control Limit	Sample (S)	C	Duplicate (D)	C	RPD	Q	M
Aluminum	20	5030		4940		1.8		P
Antimony	20	49.3		48.2		2.3		P
Arsenic	20	51.4		50.7		1.4		P
Barium	20	150		147		2.0		P
Beryllium	20	50.4		49.8		1.2		P
Cadmium	20	48.1		47.4		1.5		P
Calcium	20	5050		4980		1.4		P
Chromium	20	50.4		49.5		1.8		P
Cobalt	20	49.3		48.5		1.6		P
Copper	20	49.6		48.9		1.4		P
Iron	20	5120		5050		1.4		P
Lead	20	50.4		49.5		1.8		P
Magnesium	20	5000		4880		2.4		P
Manganese	20	50		49.5		1.0		P
Nickel	20	49.5		48.7		1.6		P
Potassium	20	5120		5040		1.6		P
Selenium	20	46.2		44.9		2.9		P
Silver	20	19.2		19		1.0		P
Sodium	20	5140		5080		1.2		P
Thallium	20	48.9		48.6		0.6		P
Vanadium	20	53		52		1.9		P
Zinc	20	49.9		49.1		1.6		P

Comments:

100512 1524

U.S. EPA - CLP

6

DUPLICATES

DRAFT

EPA Sample No.

Lab Name: Spectrum Analytical, Inc. Contract: OTIE-Five Mile Creek / Site 139 129088LCSD

Lab Code : PEL Case No.: SAS No: SDG No.: 3505892

Matrix: WATER Level:(low/med) LOW

% Solids for Sample: 0 % Solids for Duplicate: 0

Concentration Units (mg/L or mg/kg): ug/L

Analyte	Control Limit	Sample (S)	C	Duplicate (D)	C	RPD	Q	M
Aluminum	20	47700		48100		0.8		P
Antimony	20	470		470		0.0		P
Arsenic	20	496		492		0.8		P
Barium	20	1430		1430		0.0		P
Beryllium	20	478		481		0.6		P
Cadmium	20	456		457		0.2		P
Calcium	20	47500		48200		1.5		P
Chromium	20	481		479		0.4		P
Cobalt	20	472		472		0.0		P
Copper	20	468		469		0.2		P
Iron	20	48300		48900		1.2		P
Lead	20	482		480		0.4		P
Magnesium	20	47400		48300		1.9		P
Manganese	20	471		482		2.3		P
Nickel	20	473		471		0.4		P
Potassium	20	48800		49200		0.8		P
Selenium	20	462		460		0.4		P
Silver	20	189		188		0.5		P
Sodium	20	48900		49500		1.2		P
Vanadium	20	502		500		0.4		P
Zinc	20	483		480		0.6		P

Comments:

100512 1524

7

LABORATORY CONTROL SAMPLE

DRAFT

EPA Sample No.

Lab Name: Spectrum Analytical, Inc. Contract: OTIE-Five Mile Creek / Site 1 128355LCS

Lab Code : PEL Case No.: SAS No: SDG No.: 3505892

Solid LCS Source:

Aqueous LCS Source: 45139, 45964, 45240

	Aqueous (ug/L)			Solid				
Analyte	True	Found	%R	True	Found	C	Limits	%R
Thallium	25	23.2	92.8				-	

100512 1524

7

LABORATORY CONTROL SAMPLE

DRAFT

EPA Sample No.

Lab Name: Spectrum Analytical, Inc. Contract: OTIE-Five Mile Creek / Site 1 128356LCSD

Lab Code : PEL Case No.: SAS No: SDG No.: 3505892

Solid LCS Source:

Aqueous LCS Source: 45139, 45964, 45240

	Aqueous (ug/L)			Solid				
Analyte	True	Found	%R	True	Found	C	Limits	%R
Thallium	25	23.4	93.6				-	

100512 1524

U.S. EPA - CLP

7

LABORATORY CONTROL SAMPLE

DRAFT

EPA Sample No.

Lab Name: Spectrum Analytical, Inc. Contract: OTIE-Five Mile Creek / Site 1 128392LCS

Lab Code : PEL Case No.: SAS No: SDG No.: 3505892

Solid LCS Source: 45799

Aqueous LCS Source:

	Aqueous			Solid (mg/Kg)				
Analyte	True	Found	%R	True	Found	C	Limits	%R
Mercury				0.29	0.301		80 - 120	103.8

100512 1524

7

LABORATORY CONTROL SAMPLE

DRAFT

EPA Sample No.

Lab Name: Spectrum Analytical, Inc. Contract: OTIE-Five Mile Creek / Site 1 128393LCSD

Lab Code : PEL Case No.: SAS No: SDG No.: 3505892

Solid LCS Source: 45799

Aqueous LCS Source:

	Aqueous			Solid (mg/Kg)				
Analyte	True	Found	%R	True	Found	C	Limits	%R
Mercury				0.293	0.306		80 - 120	104.4

100512 1524

7

LABORATORY CONTROL SAMPLE

DRAFT

EPA Sample No.

Lab Name: Spectrum Analytical, Inc. Contract: OTIE-Five Mile Creek / Site 1 128585LCS

Lab Code : PEL Case No.: SAS No: SDG No.: 3505892

Solid LCS Source:

Aqueous LCS Source: 45799

	Aqueous (ug/L)			Solid				
Analyte	True	Found	%R	True	Found	C	Limits	%R
Mercury	3	2.88	96.0				-	

100512 1524

U.S. EPA - CLP

7

LABORATORY CONTROL SAMPLE

DRAFT

EPA Sample No.

Lab Name: Spectrum Analytical, Inc. Contract: OTIE-Five Mile Creek / Site 1 128586LCSD

Lab Code : PEL Case No.: SAS No: SDG No.: 3505892

Solid LCS Source:

Aqueous LCS Source: 45799

	Aqueous (ug/L)			Solid				
Analyte	True	Found	%R	True	Found	C	Limits	%R
Mercury	3	2.79	93.0				-	

100512 1524

U.S. EPA - CLP

7

LABORATORY CONTROL SAMPLE

DRAFT

EPA Sample No.

Lab Name: Spectrum Analytical, Inc. Contract: OTIE-Five Mile Creek / Site 1 128614LCS

Lab Code : PEL Case No.: SAS No: SDG No.: 3505892

Solid LCS Source: 45535, 45139, 45964,

Aqueous LCS Source:

	Aqueous			Solid (mg/Kg)				
Analyte	True	Found	%R	True	Found	C	Limits	%R
Aluminum				4850	5030		80 - 120	103.7
Antimony				48.5	49.3		80 - 120	101.6
Arsenic				48.5	51.4		80 - 120	106.0
Barium				146	150		80 - 120	102.7
Beryllium				48.5	50.4		80 - 120	103.9
Cadmium				48.5	48.1		80 - 120	99.2
Calcium				4850	5050		80 - 120	104.1
Chromium				48.5	50.4		80 - 120	103.9
Cobalt				48.5	49.3		80 - 120	101.6
Copper				48.5	49.6		80 - 120	102.3
Iron				4850	5120		80 - 120	105.6
Lead				48.5	50.4		80 - 120	103.9
Magnesium				4850	5000		80 - 120	103.1
Manganese				48.5	50		80 - 120	103.1
Nickel				48.5	49.5		80 - 120	102.1
Potassium				4850	5120		80 - 120	105.6
Selenium				48.5	46.2		80 - 120	95.3
Silver				19.4	19.2		80 - 120	99.0
Sodium				4850	5140		80 - 120	106.0
Thallium				48.5	48.9		80 - 120	100.8
Vanadium				48.5	53		80 - 120	109.3
Zinc				48.5	49.9		80 - 120	102.9

100512 1524

7

LABORATORY CONTROL SAMPLE

DRAFT

EPA Sample No.

Lab Name: Spectrum Analytical, Inc. Contract: OTIE-Five Mile Creek / Site 1 128615LCSD

Lab Code : PEL Case No.: SAS No: SDG No.: 3505892

Solid LCS Source: 45535, 45139, 45964,

Aqueous LCS Source:

Analyte	Aqueous True	Aqueous Found	Aqueous %R	Solid (mg/Kg) True	Solid Found	C	Limits			%R
Aluminum				4870	4940		80	-	120	101.4
Antimony				48.7	48.2		80	-	120	99.0
Arsenic				48.7	50.7		80	-	120	104.1
Barium				146	147		80	-	120	100.7
Beryllium				48.7	49.8		80	-	120	102.3
Cadmium				48.7	47.4		80	-	120	97.3
Calcium				4870	4980		80	-	120	102.3
Chromium				48.7	49.5		80	-	120	101.6
Cobalt				48.7	48.5		80	-	120	99.6
Copper				48.7	48.9		80	-	120	100.4
Iron				4870	5050		80	-	120	103.7
Lead				48.7	49.5		80	-	120	101.6
Magnesium				4870	4880		80	-	120	100.2
Manganese				48.7	49.5		80	-	120	101.6
Nickel				48.7	48.7		80	-	120	100.0
Potassium				4870	5040		80	-	120	103.5
Selenium				48.7	44.9		80	-	120	92.2
Silver				19.5	19		80	-	120	97.4
Sodium				4870	5080		80	-	120	104.3
Thallium				48.7	48.6		80	-	120	99.8
Vanadium				48.7	52		80	-	120	106.8
Zinc				48.7	49.1		80	-	120	100.8

100512 1524

7

LABORATORY CONTROL SAMPLE

DRAFT

EPA Sample No.

Lab Name: Spectrum Analytical, Inc. Contract: OTIE-Five Mile Creek / Site 1 129087LCS

Lab Code : PEL Case No.: SAS No: SDG No.: 3505892

Solid LCS Source:

Aqueous LCS Source: 45535, 45139, 44322,

	Aqueous (ug/L)			Solid				
Analyte	True	Found	%R	True	Found	C	Limits	%R
Aluminum	50000	47700	95.4				-	
Antimony	500	470	94.0				-	
Arsenic	500	496	99.2				-	
Barium	1500	1430	95.3				-	
Beryllium	500	478	95.6				-	
Cadmium	500	456	91.2				-	
Calcium	50000	47500	95.0				-	
Chromium	500	481	96.2				-	
Cobalt	500	472	94.4				-	
Copper	500	468	93.6				-	
Iron	50000	48300	96.6				-	
Lead	500	482	96.4				-	
Magnesium	50000	47400	94.8				-	
Manganese	500	471	94.2				-	
Nickel	500	473	94.6				-	
Potassium	50000	48800	97.6				-	
Selenium	500	462	92.4				-	
Silver	200	189	94.5				-	
Sodium	50000	48900	97.8				-	
Vanadium	500	502	100.4				-	
Zinc	500	483	96.6				-	

100512 1524

7

LABORATORY CONTROL SAMPLE

DRAFT

EPA Sample No.

Lab Name: Spectrum Analytical, Inc. Contract: OTIE-Five Mile Creek / Site 1 129088LCSD

Lab Code : PEL Case No.: SAS No: SDG No.: 3505892

Solid LCS Source:

Aqueous LCS Source: 45535, 45139, 44322,

	Aqueous (ug/L)			Solid				
Analyte	True	Found	%R	True	Found	C	Limits	%R
Aluminum	50000	48100	96.2				-	
Antimony	500	470	94.0				-	
Arsenic	500	492	98.4				-	
Barium	1500	1430	95.3				-	
Beryllium	500	481	96.2				-	
Cadmium	500	457	91.4				-	
Calcium	50000	48200	96.4				-	
Chromium	500	479	95.8				-	
Cobalt	500	472	94.4				-	
Copper	500	469	93.8				-	
Iron	50000	48900	97.8				-	
Lead	500	480	96.0				-	
Magnesium	50000	48300	96.6				-	
Manganese	500	482	96.4				-	
Nickel	500	471	94.2				-	
Potassium	50000	49200	98.4				-	
Selenium	500	460	92.0				-	
Silver	200	188	94.0				-	
Sodium	50000	49500	99.0				-	
Vanadium	500	500	100.0				-	
Zinc	500	480	96.0				-	

100512 1524

DRAFT

Wet Chemistry Data Package

100512 1524

CASE NARRATIVE
TOTAL ORGANIC CARBON

Spectrum Analytical Inc. Lab Reference No./SDG: 3505892

Client: OTIE

I. RECEIPT

No exceptions were encountered unless a Sample Receipt Exception Report is attached to the Chain-of-Custody or a communication form is included in the addendum with this package.

II. HOLDING TIMES

A. Sample Preparation: All holding times were met.

B. Sample Analysis: All holding times were met.

III. METHODS

Analyses were performed according to Spectrum Analytical Inc. Laboratory's Standard Operating Procedures and EPA SW846 Method 9060Mod.

IV. PREPARATION

There is no preparation step for this method.

V. ANALYSIS

A. Calibration:

All acceptance criteria were met.

B. Blanks:

1. Calibration Blanks:

All acceptance criteria were met.

2. Method Blanks:

All acceptance criteria were met.

C. Spikes:

1. Laboratory Control Spikes (LCS):

An LCS/LCSD set was analyzed.
All percent recovery and relative percent difference (RPD) criteria were met.

2. Matrix Spike/Matrix Spike Duplicate Samples (MS/SD):

Spikes are not available for this method.

D. Duplicate:

CASE NARRATIVE
TOTAL ORGANIC CARBON

Spectrum Analytical Inc. Lab Reference No./SDG: 3505892

Client: OTIE

No sample duplicates are reported with this method. (Spike duplicates are referenced above in section C. Spikes.)

E. Samples:

Sample analysis proceeded normally.

I certify that this data package is in compliance with the terms and conditions agreed to by the client and Spectrum Analytical Inc., both technically and for completeness, except for the conditions noted above. Release of the data contained in this hardcopy data package has been authorized by the Laboratory Manager or designated person, as, verified by the following signature.

Signature:
Name: Troy L. Roberts Title: Inorg. Manager

SIGNED: **DATE: 05/09/2012**

U.S. EPA - CLP

COVER PAGE - INORGANIC ANALYSES DATA PACKAGE

DRAFT

Lab Name: Spectrum Analytical, Inc. Contract: OTIE-Five Mile Creek / Sit

Lab Code : PEL Case No.: SDG No.: 3505892

SOW No.:

EPA Sample No	Lab Sample ID
EPAFMC-SD-30	350589201

Comments:

100512 1524

DRAFT

Wetchem_TOCS Inorganic Sample Data

100512 1524

U.S. EPA - CLP

1

INORGANIC ANALYSIS DATA SHEET

DRAFT

EPA Sample No.

EPAFMC-SD-30

Lab Name: Spectrum Analytical, Inc. Contract: OTIE-Five Mile Creek / Site 1392

Lab Code : PEL Case No.: SAS No: SDG No.: 3505892

Matrix: SOIL Lab Sample ID: 350589201

Level:(low/med) LOW Date Received: 4/27/2012

PercentSolids: 84.4 Station ID: EPAFMC28

CONCENTRATION UNITS: MG/KG

CAS NO.	ANALYTE	Concentration	C	Q	M		MDL	RL
1012_5	TOC	1820			TC		46	396

Color Before: _____ Clarity Before: _____ Texture :_____

Color After : _____ Clarity After: _____ Artifacts:_____

Comments:

100512 1524

DRAFT

Wetchem_TOCS Inorganic QC Summary Data

100512 1525

U.S. EPA - CLP

1

INORGANIC ANALYSIS DATA SHEET

DRAFT

EPA Sample No.

129552MB

Lab Name: Spectrum Analytical, Inc. Contract: OTIE-Five Mile Creek / Site 1392

Lab Code : PEL Case No.: SAS No: SDG No.: 3505892

Matrix: SOIL Lab Sample ID: 129552MB

Level:(low/med) LOW Date Received: 5/3/2012

PercentSolids: 100 Station ID:

CONCENTRATION UNITS: MG/KG

CAS NO.	ANALYTE	Concentration	C	Q	M		MDL	RL
1012_5	TOC	54.6	U		TC		54.6	470

Color Before: _____ Clarity Before: _____ Texture :_____

Color After : _____ Clarity After: _____ Artifacts:_____

Comments:

100512 1525

U.S. EPA - CLP

6

DUPLICATES

DRAFT

EPA Sample No.

Lab Name: Spectrum Analytical, Inc. Contract: OTIE-Five Mile Creek / Site 139 129554LCSD

Lab Code : PEL Case No.: SAS No: SDG No.: 3505892

Matrix: SOIL Level:(low/med) LOW

% Solids for Sample: 100 % Solids for Duplicate: 100

Concentration Units (mg/L or mg/kg): MG/KG

Analyte	Control Limit	Sample (S)	C	Duplicate (D)	C	RPD	Q	M
TOC	20	102000		107000		4.8		TC

Comments:

100512 1525

U.S. EPA - CLP

7-CC

LABORATORY CONTROL SAMPLE

DRAFT

EPA Sample No.

Lab Name: Spectrum Analytical, Inc. Contract: OTIE-Five Mile Creek / Sit 129553LCS

Lab Code : PEL Case No. SAS No: SDG No.: 3505892

Matrix: (soil/water) SOIL

Concentration Units: (MG/KG)

PARAMETER	LCS SOURCE	M	LIMITS LOWER	LIMITS UPPER	TRUE	FOUND	%R	C
TOC	44239	TC	80	120	100000	102000	102	

Comments:

100512 1525

U.S. EPA - CLP

7-CC

LABORATORY CONTROL SAMPLE

DRAFT

EPA Sample No.

Lab Name: Spectrum Analytical, Inc. Contract: OTIE-Five Mile Creek / Sit 129554LCSD

Lab Code : PEL Case No. SAS No: SDG No.: 3505892

Matrix: (soil/water) SOIL

Concentration Units: (MG/KG)

PARAMETER	LCS SOURCE	M	LIMITS LOWER	LIMITS UPPER	TRUE	FOUND	%R	C
TOC	44239	TC	80	120	100000	107000	107	

Comments:

100512 1525

DRAFT

Hardness Data Package

100512 1525

CASE NARRATIVE
HARDNESS

Spectrum Analytical Inc. Lab Reference No./SDG: 3505892

Client: OTIE

I. RECEIPT

No exceptions were encountered unless a Sample Receipt Exception Report is attached to the Chain-of-Custody or a communication form is included in the addendum with this package.

II. HOLDING TIMES

A. Sample Analysis: All holding times were met.

III. METHODS

Analyses were performed according to the Spectrum Analytical Inc. Standard Operating Procedures and SM 2340B.

Not applicable

IV. ANALYSIS

No sample duplicates are reported with this method. (Spike duplicates are referenced above in section C. Spikes.)

A. Samples:

Sample analysis proceeded normally.
Hardness results were calculated using Calcium and Magnesium results from Method 6010B.

I certify that this data package is in compliance with the terms and conditions agreed to by the client and Spectrum Analytical Inc., both technically and for completeness, except for the conditions noted above. Release of the data contained in this hardcopy data package has been authorized by the Laboratory Manager or designated person, as, verified by the following signature.

Signature:
Name: Troy L. Roberts Title: Inorg. Manager

SIGNED: **DATE: 05/09/2012**

U.S. EPA - CLP

COVER PAGE - INORGANIC ANALYSES DATA PACKAGE

DRAFT

Lab Name: Spectrum Analytical, Inc. Contract: OTIE-Five Mile Creek / Sit

Lab Code : PEL Case No.: SDG No.: 3505892

SOW No.:

EPA Sample No	Lab Sample ID
EPAFMC-SW-01R	350589202
EPAFMC-SW-03R	350589203
EPAFMC-SW-04	350589204
EPAFMC-PB-01	350589205

Comments:

100512 1525

DRAFT

Wetchem_har Inorganic Sample Data

100512 1525

U.S. EPA - CLP

1

INORGANIC ANALYSIS DATA SHEET

DRAFT

EPA Sample No.

EPAFMC-SW-01R

Lab Name: Spectrum Analytical, Inc. Contract: OTIE-Five Mile Creek / Site 1392

Lab Code : PEL Case No.: SAS No: SDG No.: 3505892

Matrix: WATER Lab Sample ID: 350589202

Level:(low/med) LOW Date Received: 4/27/2012

PercentSolids: 0 Station ID: EPAFMC11

CONCENTRATION UNITS: mg/L

CAS NO.	ANALYTE	Concentration	C	Q	M		MDL	RL
35-50-0	Hardness	188			P		0.2	1

Color Before: _____ Clarity Before: _____ Texture :_____

Color After : _____ Clarity After: _____ Artifacts:_____

Comments:

100512 1525

U.S. EPA - CLP

1

INORGANIC ANALYSIS DATA SHEET

DRAFT

EPA Sample No.

EPAFMC-SW-03R

Lab Name: Spectrum Analytical, Inc. Contract: OTIE-Five Mile Creek / Site 1392

Lab Code : PEL Case No.: SAS No: SDG No.: 3505892

Matrix: WATER Lab Sample ID: 350589203

Level:(low/med) LOW Date Received: 4/27/2012

PercentSolids: 0 Station ID: EPAFMC11

CONCENTRATION UNITS: mg/L

CAS NO.	ANALYTE	Concentration	C	Q	M		MDL	RL
35-50-0	Hardness	197			P		0.2	1

Color Before: _____ Clarity Before: _____ Texture :_____

Color After : _____ Clarity After: _____ Artifacts:_____

Comments:

100512 1525

U.S. EPA - CLP

1

INORGANIC ANALYSIS DATA SHEET

DRAFT

EPA Sample No.

EPAFMC-SW-04

Lab Name: Spectrum Analytical, Inc. Contract: OTIE-Five Mile Creek / Site 1392

Lab Code : PEL Case No.: SAS No: SDG No.: 3505892

Matrix: WATER Lab Sample ID: 350589204

Level:(low/med) LOW Date Received: 4/27/2012

PercentSolids: 0 Station ID: EPAFMC28

CONCENTRATION UNITS: mg/L

CAS NO.	ANALYTE	Concentration	C	Q	M		MDL	RL
35-50-0	Hardness	191			P		0.2	1

Color Before: _____ Clarity Before: _____ Texture :_____

Color After : _____ Clarity After: _____ Artifacts:_____

Comments:

100512 1525

U.S. EPA - CLP

1

INORGANIC ANALYSIS DATA SHEET

DRAFT

EPA Sample No.

EPAFMC-PB-01

Lab Name: Spectrum Analytical, Inc. Contract: OTIE-Five Mile Creek / Site 1392

Lab Code : PEL Case No.: SAS No: SDG No.: 3505892

Matrix: WATER Lab Sample ID: 350589205

Level:(low/med) LOW Date Received: 4/27/2012

PercentSolids: 0 Station ID: R4DART

CONCENTRATION UNITS: mg/L

CAS NO.	ANALYTE	Concentration	C	Q	M		MDL	RL
35-50-0	Hardness	0.34	J		P		0.2	1

Color Before: _____ Clarity Before: _____ Texture :_____

Color After : _____ Clarity After: _____ Artifacts:_____

Comments:

100512 1525

Appendix

160512 1644

Raw Data Method 8270 SIM

SEQUENCE CHECK

SDG: 3505892 **Method:** 8270_SIM

SAMPLE ID	LAB ID	InitialCal Reference	FILE	BATCH	COL	INSTRUMENT	RUN DATE	DILUTION
DFTPP1068080	44847	N/A	DFTPP1.D	S1041012C	1	SMSD01	04/10/12 07:08	1
STD1068090	45403	SMSD0104/10/12-1216~S1041012C	SIMCAL1.D	S1041012C	1	SMSD01	04/10/12 07:55	1
STD1068089	45402	SMSD0104/10/12-1216~S1041012C	SIMCAL2.D	S1041012C	1	SMSD01	04/10/12 08:19	1
STD1068088	45401	SMSD0104/10/12-1216~S1041012C	SIMCAL3.D	S1041012C	1	SMSD01	04/10/12 08:43	1
STD1068087	45400	SMSD0104/10/12-1216~S1041012C	SIMCAL4.D	S1041012C	1	SMSD01	04/10/12 09:06	1
STD1068086	45399	SMSD0104/10/12-1216~S1041012C	SIMCAL5.D	S1041012C	1	SMSD01	04/10/12 09:30	1
STD1068091	45772	SMSD0104/10/12-1216~S1041012C	SIMCAL6.D	S1041012C	1	SMSD01	04/10/12 09:54	1
STD1068085	45397	SMSD0104/10/12-1216~S1041012C	SIMCAL7.D	S1041012C	1	SMSD01	04/10/12 10:17	1
STD1068084	45396	SMSD0104/10/12-1216~S1041012C	SIMCAL8.D	S1041012C	1	SMSD01	04/10/12 10:41	1
STD1068094	45779	SMSD0104/10/12-1216~S1041012C	SIMCAL9R.D	S1041012C	1	SMSD01	04/10/12 11:53	1
STD1068095	45782	SMSD0104/10/12-1216~S1041012C	SIMCAL10R.D	S1041012C	1	SMSD01	04/10/12 12:16	1
SSC1068079	44830	SMSD0104/10/12-1216~S1041012C	SIMSECA.D	S1041012C	1	SMSD01	04/10/12 12:40	1
DFTPP1075968	45777	N/A	DFTPP2.D	S1050212	1	SMSD01	05/02/12 07:31	1
CCV1075969	45886	SMSD0104/10/12-1216~S1041012C	SIMCCV1.D	S1050212	1	SMSD01	05/02/12 07:51	1
128336LCSD	128336LCSD	SMSD0104/10/12-1216~S1041012C	9264LCSD.D	S1050212	1	SMSD01	05/02/12 09:07	1
128334MB	128334MB	SMSD0104/10/12-1216~S1041012C	9264MB.D	S1050212	1	SMSD01	05/02/12 09:31	1
128335LCS	128335LCS	SMSD0104/10/12-1216~S1041012C	9264LCSR.D	S1050212	1	SMSD01	05/02/12 09:58	1
128646MB	128646MB	SMSD0104/10/12-1216~S1041012C	9282MB.D	S1050212	1	SMSD01	05/02/12 10:25	1
EPAFMC-SW-01R	350589202	SMSD0104/10/12-1216~S1041012C	89202.D	S1050212	1	SMSD01	05/02/12 18:28	1
EPAFMC-SW-03R	350589203	SMSD0104/10/12-1216~S1041012C	89203.D	S1050212	1	SMSD01	05/02/12 18:52	1
EPAFMC-SW-04	350589204	SMSD0104/10/12-1216~S1041012C	89204.D	S1050212	1	SMSD01	05/02/12 19:16	1
DFTPP1076396	45777	N/A	DFTPP1.D	S1050312	1	SMSD01	05/03/12 07:03	1
CCV1076397	45886	SMSD0104/10/12-1216~S1041012C	SIMCCV1.D	S1050312	1	SMSD01	05/03/12 07:23	1
128647LCS	128647LCS	SMSD0104/10/12-1216~S1041012C	9282LCS.D	S1050312	1	SMSD01	05/03/12 08:37	1
EPAFMC-SD-30	350589201	SMSD0104/10/12-1216~S1041012C	89201.D	S1050312	1	SMSD01	05/03/12 13:50	1

Signature: Mark W. Jacobs
Name: Mark Jacobs **Title:** Chemist 5/3/2012 3:21:01 P

Analyst Posted: mjacobs Date

Signature: Brian Spann
Name: Brian C. Spann **Title:** Lab Director 5/4/2012 10:02:15

Analyst Reviewed: bspann Date

Extraction Method	3510

Extraction Log 8270 SIM Water Ext

Start: 5/1/2012 10:00:00 AM
End: 5/1/2012 6:34:12 PM

Water Bath Temp: 70 °C

Batch ID 9264

Thermometer ID: stbA **Balance ID:** na

Final

Batch ID: 9264

Lab ID	Cont	Client ID	Date Samp	Type	Odor	Color	Sed	Initial	Final	pH	Standards	Cleanups	Archive
350585401	7	JM40-JAX159-GH-43-0	4/25/2012 9:45:00 AM	SAMPLE	none	yellow	none	980 mL	1 mL	7	1mL 8270 SIM_Surrogate: 45654 @ 0.5 ug/mL;		n/a
350585402	6	JM40-JAX159-FD02-04	4/25/2012	SAMPLE	none	yellow	none	980 mL	1 mL	7	1mL 8270 SIM_Surrogate: 45654 @ 0.5 ug/mL;		n/a
350585403	7	JM40-JAX159-GH-45-0	4/25/2012 10:10:00 AM	SAMPLE	none	yellow	none	980 mL	1 mL	7	1mL 8270 SIM_Surrogate: 45654 @ 0.5 ug/mL;		n/a
350585404	7	JM40-JAX159-GH-48-0	4/25/2012 9:55:00 AM	SAMPLE	none	clear	none	980 mL	1 mL	7	1mL 8270 SIM_Surrogate: 45654 @ 0.5 ug/mL;		n/a
350585405	6	JM40-JAX159-GH-25-0	4/25/2012 1:30:00 PM	SAMPLE	none	clear	none	980 mL	1 mL	7	1mL 8270 SIM_Surrogate: 45654 @ 0.5 ug/mL;		n/a
350585406	7	JM40-JAX159-FD01-04	4/25/2012	SAMPLE	none	clear	none	980 mL	1 mL	7	1mL 8270 SIM_Surrogate: 45654 @ 0.5 ug/mL;		n/a
350585408	6	JM40-JAX159-GH-42-0	4/25/2012 11:25:00 AM	SAMPLE	none	yellow	none	980 mL	1 mL	7	1mL 8270 SIM_Surrogate: 45654 @ 0.5 ug/mL;		n/a
350585409	6	JM40-JAX159-GH-15-0	4/25/2012 11:45:00 AM	SAMPLE	none	clear	none	980 mL	1 mL	7	1mL 8270 SIM_Surrogate: 45654 @ 0.5 ug/mL;		n/a
350585410	6	JM40-JAX159-GH-41-0	4/25/2012 2:25:00 PM	SAMPLE	none	clear	none	980 mL	1 mL	7	1mL 8270 SIM_Surrogate: 45654 @ 0.5 ug/mL;		n/a

305892

449

Lab ID	Cont	Client ID	Date Samp	Type	Odor	Color	Sed	Initial	Final	pH	Standards	Cleanups	Archive
350585411	6	JM40-JAX159-GH-22-0	4/25/2012 1:50:00 PM	SAMPLE	none	clear	none	980 mL	1 mL	7	1mL 8270 SIM_Surrogate: 45654 @ 0.5 ug/mL;		n/a
350587601	4	MW-1	4/25/2012 4:11:00 PM	SAMPLE	none	clear	none	980 mL	1 mL	7	1mL 8270 SIM_Surrogate: 45654 @ 0.5 ug/mL;		n/a
350587602	4	MW-2	4/25/2012 4:26:00 PM	SAMPLE	none	clear	yes	980 mL	1 mL	7	1mL 8270 SIM_Surrogate: 45654 @ 0.5 ug/mL;		n/a
350587603	4	DW-3	4/25/2012 2:30:00 PM	SAMPLE	none	clear	none	980 mL	1 mL	7	1mL 8270 SIM_Surrogate: 45654 @ 0.5 ug/mL;		n/a
350587604	4	RW-1	4/25/2012 3:41:00 PM	SAMPLE	none	clear	none	980 mL	1 mL	7	1mL 8270 SIM_Surrogate: 45654 @ 0.5 ug/mL;		n/a
350587605	4	MW-5R	4/25/2012 1:16:00 PM	SAMPLE	none	clear	none	980 mL	1 mL	7	1mL 8270 SIM_Surrogate: 45654 @ 0.5 ug/mL;		n/a
350587606	4	MW-6R	4/25/2012 4:56:00 PM	SAMPLE	none	clear	none	980 mL	1 mL	7	1mL 8270 SIM_Surrogate: 45654 @ 0.5 ug/mL;		n/a
350587607	4	MW-4	4/25/2012 1:51:00 PM	SAMPLE	none	clear	none	980 mL	1 mL	7	1mL 8270 SIM_Surrogate: 45654 @ 0.5 ug/mL;		n/a
350589202	1	EPAFMC-SW-01R	4/26/2012 9:08:00 AM	SAMPLE	none	clear	none	980 mL	1 mL	7	1mL 8270 SIM_Surrogate: 45654 @ 0.5 ug/mL;		n/a
350589203	1	EPAFMC-SW-03R	4/26/2012 9:13:00 AM	SAMPLE	none	clear	none	980 mL	1 mL	7	1mL 8270 SIM_Surrogate: 45654 @ 0.5 ug/mL;		n/a
350589204	6	EPAFMC-SW-04	4/26/2012 9:40:00 AM	SAMPLE	none	clear	none	980 mL	1 mL	7	1mL 8270 SIM_Surrogate: 45654 @ 0.5 ug/mL;		n/a

3005892

450

Lab ID	Cont	Client ID	Date Samp	Type	Odor	Color	Sed	Initial	Final	pH	Standards	Cleanups	Archive
128334MB		128334MB		MB	none	clear	none	1000 mL	1 mL	7	1mL 8270 SIM_Surrogate: 45654 @ 0.5 ug/mL;		n/a
128335LCS		128335LCS		LCS	none	clear	none	1000 mL	1 mL	7	1mL 8270 SIM_Spike: 45427 @ PAH 0.5 ug/ml; 1mL 8270 SIM_Surrogate: 45654 @ 0.5 ug/mL;		n/a
128336LCSD		128336LCSD		LCSD	none	clear	none	1000 mL	1 mL	7	1mL 8270 SIM_Spike: 45427 @ PAH 0.5 ug/ml; 1mL 8270 SIM_Surrogate: 45654 @ 0.5 ug/mL;		n/a

3505892

451

Batch ID: 9264

Lab ID	Cont	Client ID	Date Samp	Type	Odor	Color	Sed	Initial	Final	pH	Standards	Cleanups	Archive

Initial Solvent 46025

Final Solvent 46025

Filter Paper 45972

NaSO4 46002

5/1/2012 6:34:12 PM

Analyst Posted rbennett Date

Name: Tammy Reuter Title: Prep Tech 5/2/2012 7:27:20 AM

Peer Reviewed treuter Date

Signature:
Name: Mark Jacobs **Title:** Chemist 5/2/2012 4:26:

Analyst Reviewed mjacobs Date

3505892

Comments:

Sample Comments

Lab ID	Client ID	Comments
128334MB	128334MB	
128335LCS	128335LCS	
128336LCSD	128336LCSD	
350585401	JM40-JAX159-GH-43-0412	Heavy emulsion, beaker cleaned
350585402	JM40-JAX159-FD02-0412	Heavy emulsion, beaker cleaned
350585403	JM40-JAX159-GH-45-0412	
350585404	JM40-JAX159-GH-48-0412	
350585405	JM40-JAX159-GH-25-0412	

452

Batch ID: 9264

Lab ID	Cont	Client ID	Date Samp	Type	Odor	Color	Sed	Initial	Final	pH	Standards	Cleanups	Archive
350585406		JM40-JAX159-FD01-0412											
350585408		JM40-JAX159-GH-42-0412											
350585409		JM40-JAX159-GH-15-0412											
350585410		JM40-JAX159-GH-41-0412											
350585411		JM40-JAX159-GH-22-0412											
350587601		MW-1											
350587602		MW-2											
350587603		DW-3											
350587604		RW-1											
350587605		MW-5R											
350587606		MW-6R											
350587607		MW-4											
350589202		EPAFMC-SW-01R											
350589203		EPAFMC-SW-03R											
350589204		EPAFMC-SW-04											

3505892

453

Extraction Method	3545

Extraction Log 8270 SIM Soil Ext

Start: 5/2/2012 10:00:00 AM
End: 5/3/2012 8:05:21 AM

Water Bath Temp: 70 °C

Batch ID 9282

Thermometer ID: stbA **Balance ID:** P35923

Final

Batch ID: 9282

Lab ID	Cont	Client ID	Date Samp	Type	Odor	Color	Sed	Initial	Final	pH	Standards	Cleanups	Archive
350583501	1	EPAFMC-SD-01	4/23/2012 1:35:00 PM	SAMPLE	none	brown	soil	25.24 G	1 mL		1mL 8270 SIM_Surrogate: 45981 @ 0.5 ug/mL;		n a
350583502	1	EPAFMC-SD-02	4/23/2012 1:45:00 PM	SAMPLE	none	brown	soil	25.73 G	1 mL		1mL 8270 SIM_Surrogate: 45981 @ 0.5 ug/mL;		n a
350583503	1	EPAFMC-SD-03	4/23/2012 1:55:00 PM	SAMPLE	none	brown	soil	25.26 G	1 mL		1mL 8270 SIM_Surrogate: 45981 @ 0.5 ug/mL;		n a
350583504	1	EPAFMC-SD-04	4/23/2012 2:10:00 PM	SAMPLE	none	brown	soil	25.06 G	1 mL		1mL 8270 SIM_Surrogate: 45981 @ 0.5 ug/mL;		n a
350583505	1	EPAFMC-SD-05	4/23/2012 2:20:00 PM	SAMPLE	fuel	black	gravel	5.67 G	1 mL		1mL 8270 SIM_Surrogate: 45981 @ 0.5 ug/mL;		n a
350583506	1	EPAFMC-SD-06	4/23/2012 2:25:00 PM	SAMPLE	fuel	black	gravel	5.19 G	1 mL		1mL 8270 SIM_Surrogate: 45981 @ 0.5 ug/mL;		n a
350583507	1	EPAFMC-SD-01MS	4/23/2012 1:35:00 PM	MS	none	brown	soil	25.1 G	1 mL		1mL 8270 SIM_Spike: 45427 @ PAH 0.5 ug/ml; 1mL 8270 SIM_Surrogate: 45981 @ 0.5 ug/mL;		n a
350583508	1	EPAFMC-SD-01SD	4/23/2012 1:35:00 PM	MSD	none	brown	soil	25.53 G	1 mL		1mL 8270 SIM_Spike: 45427 @ PAH 0.5 ug/ml; 1mL 8270 SIM_Surrogate: 45981 @ 0.5 ug/mL;		n a
350588801	1	PX-S05-SS04-0412	4/27/2012 2:20:00 PM	SAMPLE	none	brown	soil	25.66 G	1 mL		1mL 8270 SIM_Surrogate: 45981 @ 0.5 ug/mL;		n a

3005892

454

Lab ID	Cont	Client ID	Date Samp	Type	Odor	Color	Sed	Initial	Final	pH	Standards	Cleanups	Archive
350588802	1	PX-S05-SS05-0412	4/27/2012 2:47:00 PM	SAMPLE	none	brown	soil	25.14 G	1 mL		1mL 8270 SIM_Surrogate: 45981 @ 0.5 ug/mL;		n a
350588803	1	PX-S05-SS06-0412	4/27/2012 2:33:00 PM	SAMPLE	none	brown	soil	25.91 G	1 mL		1mL 8270 SIM_Surrogate: 45981 @ 0.5 ug/mL;		n a
350588804	1	PX-S05-SS07-0412	4/27/2012 2:01:00 PM	SAMPLE	none	brown	soil	25.92 G	1 mL		1mL 8270 SIM_Surrogate: 45981 @ 0.5 ug/mL;		n a
350588805	1	PX-S05-SS08-0412	4/27/2012 3:03:00 PM	SAMPLE	none	brown	clay	25.77 G	1 mL		1mL 8270 SIM_Surrogate: 45981 @ 0.5 ug/mL;		n a
350589201	1	EPAFMC-SD-30	4/26/2012 9:55:00 AM	SAMPLE	none	brown	gravel	25.73 G	1 mL		1mL 8270 SIM_Surrogate: 45981 @ 0.5 ug/mL;		n a
128646MB	1	128646MB		MB	none	tan	sand	20.34 G	1 mL		1mL 8270 SIM_Surrogate: 45981 @ 0.5 ug/mL;		n a
128647LCS	1	128647LCS		LCS	none	tan	sand	20.61 G	1 mL		1mL 8270 SIM_Spike: 45427 @ PAH 0.5 ug/ml; 1mL 8270 SIM_Surrogate: 45981 @ 0.5 ug/mL;		n a

3005892

455

Batch ID: 9282

Lab ID	Cont	Client ID	Date Samp	Type	Odor	Color	Sed	Initial	Final	pH	Standards	Cleanups	Archive

Initial Solvent	46025
Final Solvent	46025
Cellulose Filter	45671
Hydromatrix	46004

Name: Tammy Reuter Title: Prep Tech 5/3/2012 8:05:21 AM

Analyst Posted treuter Date

5/3/2012 8:13:05 AM

Peer Reviewed rbennett Date

Signature:
Name: Mark Jacobs **Title:** Chemist 5/3/2012 3:14:

Analyst Reviewed mjacobs Date

3505892

Comments:

Sample Comments

Lab ID	Client ID	Comments
128646MB	128646MB	
128647LCS	128647LCS	
350583501	EPAFMC-SD-01	
350583502	EPAFMC-SD-02	
350583503	EPAFMC-SD-03	
350583504	EPAFMC-SD-04	
350583505	EPAFMC-SD-05	sample had oil sheen
350583506	EPAFMC-SD-06	sample had oil sheen

456

Lab ID	Cont	Client ID	Date Samp	Type	Odor	Color	Sed	Initial	Final	pH	Standards	Cleanups	Archive
350583507		EPAFMC-SD-01MS											
350583508		EPAFMC-SD-01SD											
350588801		PX-S05-SS04-0412											
350588802		PX-S05-SS05-0412											
350588803		PX-S05-SS06-0412											
350588804		PX-S05-SS07-0412											
350588805		PX-S05-SS08-0412											
350589201		EPAFMC-SD-30											

STANDARDS LOG

Standard ID	Type	Manufacturer	Mfg Lot	Expires	Volume	Created on	Created by
34668	8270BNSURRSTK	NSI Solutions, Inc.	C-376M-47	5/31/2012	1 ML	5/27/2010	troberts

5000 UG/ML: 2-Fluorobiphenyl, Nitrobenzene-d5, p-Terphenyl-d14

Standard ID	Type	Manufacturer	Mfg Lot	Expires	Volume	Created on	Created by
42031	8270_DFTPP_STK_1	NSI C-491	C-491-09	7/31/2012	1.5 ML	6/21/2011	mjacobs

500 UG/ML: 4,4'-DDT, Benzidine, Decafluorotriphenyl phosphine(DFTPP), Pentachlorophenol

Standard ID	Type	Manufacturer	Mfg Lot	Expires	Volume	Created on	Created by
42204	8310_RTK1MN_STK	Restek 31283	A073339	4/30/2017	1 ML	7/8/2011	tcolcord

1000 UG/ML: 1-Methylnaphthalene

Standard ID	Type	Manufacturer	Mfg Lot	Expires	Volume	Created on	Created by
42209	8310_ARHYDRO_STK	Restek 31458	A076905	10/17/2017	1 ML	7/8/2011	tcolcord

1000 UG/ML: 2-Methylnaphthalene, Acenaphthene, Acenaphthylene, Anthracene, Benzo(a)anthracene, Benzo(a)pyrene, Benzo(b)fluoranthene, Benzo(g,h,i)perylene, Benzo(k)fluoranthene, Chrysene, Dibenzo(a,h)anthracene, Fluoranthene, Fluorene, Indeno(1,2,3-cd)pyrene, Naphthalene, Phenanthrene, Pyrene

Standard ID	Type	Manufacturer	Mfg Lot	Expires	Volume	Created on	Created by
43662	8270_IS_STK	Mitkem	SI111027a	10/27/2012	10 ML	11/1/2011	cabadia

2000 UG/ML: 1,4-Dichlorobenzene-d4, Acenaphthene-d10, Chrysene-d12, Naphthalene-d8, Perylene-d12, Phenanthrene-d10

Standard ID	Type	Manufacturer	Mfg Lot	Expires	Volume	Created on	Created by
43663	8270_IS_STK	Mitkem	SI111027a	10/27/2012	10 ML	11/1/2011	cabadia

2000 UG/ML: 1,4-Dichlorobenzene-d4, Acenaphthene-d10, Chrysene-d12, Naphthalene-d8, Perylene-d12, Phenanthrene-d10

STANDARDS LOG

Standard ID	Type	Manufacturer	Mfg Lot	Expires	Volume	Created on	Created by
43992	DCM	Honeywell	DF335	12/1/2012	200 L	12/1/2011	dyoung

Standard ID	Type	Manufacturer	Mfg Lot	Expires	Volume	Created on	Created by
44067	8270_SEC_STK	NSI Q-2945	120511-25	12/5/2012	1 ML	12/8/2011	cabadia

150 UG/ML: 1,2,4-Trichlorobenzene, 1,2-Dichlorobenzene, 1,3-Dichlorobenzene, 1,4-Dichlorobenzene, 1-Methylnaphthalene, 2,2'-Oxybis(1-chloropropane), 2,4,5-Trichlorophenol, 2,4,6-Trichlorophenol, 2,4-Dichlorophenol, 2,4-Dimethylphenol, 2,4-Dinitrophenol, 2,4-Dinitrotoluene, 2,6-Dinitrotoluene, 2-Chloronaphthalene, 2-Chlorophenol, 2-Fluorobiphenyl, 2-Methylnaphthalene, 2-Methylphenol, 2-Nitroaniline, 2-Nitrophenol, 3,3'-Dichlorobenzidine, 3-Nitroaniline, 4,6-Dinitro-2-methylphenol, 4-Bromophenyl-phenylether, 4-Chloro-3-methylphenol, 4-Chloroaniline, 4-Chlorophenyl-phenylether, 4-Methylphenol, 4-Nitroaniline, 4-Nitrophenol, Acenaphthene, Acenaphthylene, Aniline, Anthracene, Azobenzene, Benzidine, Benzo(a)anthracene, Benzo(a)pyrene, Benzo(b)fluoranthene, Benzo(g,h,i)perylene, Benzo(k)fluoranthene, Benzoic acid, Benzyl alcohol, Bis(2-chloroethoxy)methane, Bis(2-chloroethyl)ether, Bis(2-ethylhexyl)phthalate, Butylbenzylphthalate, Carbazole, Chrysene, Dibenzo(a,h)anthracene, Dibenzofuran, Diethylphthalate, Dimethylphthalate, Di-n-butylphthalate, Di-n-octylphthalate, Fluoranthene, Fluorene, Hexachlorobenzene, Hexachlorobutadiene, Hexachlorocyclopentadiene, Hexachloroethane, Indeno(1,2,3-cd)pyrene, Isophorone, Naphthalene, Nitrobenzene, Nitrobenzene-d5, N-Nitrosodimethylamine, N-Nitroso-di-n-propylamine, N-Nitrosodiphenylamine, Pentachlorophenol, Phenanthrene, Phenol, p-Terphenyl-d14, Pyrene, Pyridine
300 UG/ML: 2,4,6-Tribromophenol, 2-Fluorophenol, Phenol-d5

3505892

Standard ID	Type	Manufacturer	Mfg Lot	Expires	Volume	Created on	Created by
44223	8270 SIM_IS Soln			6/15/2012	10 ML	12/15/2011	mjacobs

40 UG/ML: 1,4-Dichlorobenzene-d4, Acenaphthene-d10, Chrysene-d12, Naphthalene-d8, Perylene-d12, Phenanthrene-d10

COMPOSED OF:

43663: 200 UL 43992: 9800 UL

Standard ID	Type	Manufacturer	Mfg Lot	Expires	Volume	Created on	Created by
44409	8270_PHENOL_STK	Ultra Scientific US-	CE-1838Z	9/30/2013	1 ML	1/4/2012	cabadia

2000 UG/ML: 2,4,6-Trichlorophenol, 2,4-Dichlorophenol, 2,4-Dimethylphenol, 2,4-Dinitrophenol, 2-Chlorophenol, 2-Nitrophenol, 4,6-Dinitro-2-methylphenol, 4-Chloro-3-methylphenol, 4-Nitrophenol, Pentachlorophenol, Phenol

STANDARDS LOG

Standard ID	Type	Manufacturer	Mfg Lot	Expires	Volume	Created on	Created by
44494	8270 SIM_1,4-Dibromobe	NSI Q-5330Me	120908-01	12/31/2013	1 ML	1/9/2012	cabadia
2000 UG/ML: 1,4-Dibromobenzene							

Standard ID	Type	Manufacturer	Mfg Lot	Expires	Volume	Created on	Created by
44499	8270 SIM_1,4-Dibromobe	NSI Q-5330MeOH	120908-01	12/30/2013	1 ML	1/9/2012	cabadia
2000 UG/ML: 1,4-Dibromobenzene							

Standard ID	Type	Manufacturer	Mfg Lot	Expires	Volume	Created on	Created by
44504	8270 SIM_4Bromochlorob	NSI Q-5329Me	120908-01	12/30/2013	1 ML	1/9/2012	cabadia
2000 UG/ML: 4-Bromochlorobenzene							

Standard ID	Type	Manufacturer	Mfg Lot	Expires	Volume	Created on	Created by
44509	8270 SIM_4-Bromochloro	NSI Q-5329MeOH	120908-01	12/30/2013	1 ML	1/9/2012	cabadia
2000 UG/ML: 4-Bromochlorobenzene							

Standard ID	Type	Manufacturer	Mfg Lot	Expires	Volume	Created on	Created by
44514	8270 SIM_1-Bromohexan	NSI Q-5328Me	120908-01	12/30/2013	1 ML	1/9/2012	cabadia
2000 UG/ML: 1-Bromohexane							

Standard ID	Type	Manufacturer	Mfg Lot	Expires	Volume	Created on	Created by
44519	8270 SIM_1-Bromohexan	NSI Q-5328MeOH	120908-01	12/30/2013	1 ML	1/9/2012	cabadia
2000 UG/ML: 1-Bromohexane							

STANDARDS LOG

Standard ID	Type	Manufacturer	Mfg Lot	Expires	Volume	Created on	Created by
44614	DCM	Honeywell	DD930	1/16/2017	16 L	1/16/2012	dyoung

Standard ID	Type	Manufacturer	Mfg Lot	Expires	Volume	Created on	Created by
44725	8270 SIM_TOP			5/31/2012	10 ML	1/23/2012	NSUBAR

10 UG/ML: 1,4-Dibromobenzene, 1-Bromohexane, 1-Methylnaphthalene, 2,4,6-Trichlorophenol, 2,4-Dichlorophenol, 2,4-Dimethylphenol, 2,4-Dinitrophenol, 2-Chlorophenol, 2-Fluorobiphenyl, 2-Methylnaphthalene, 2-Nitrophenol, 4,6-Dinitro-2-methylphenol, 4-Bromochlorobenzene, 4-Chloro-3-methylphenol, 4-Nitrophenol, Acenaphthene, Acenaphthylene, Anthracene, Benzo(a)anthracene, Benzo(a)pyrene, Benzo(b)fluoranthene, Benzo(g,h,i)perylene, Benzo(k)fluoranthene, Chrysene, Dibenzo(a,h)anthracene, Fluoranthene, Fluorene, Indeno(1,2,3-cd)pyrene, Naphthalene, Nitrobenzene-d5, Pentachlorophenol, Phenanthrene, Phenol, p-Terphenyl-d14, Pyrene

COMPOSED OF:

34668: 20 UL 42204: 100 UL 42209: 100 UL 44409: 50 UL 44494: 50 UL 44504: 50 UL 44514: 50 UL 44614: 9.73 ML

3505892

Standard ID	Type	Manufacturer	Mfg Lot	Expires	Volume	Created on	Created by
44815	DCM	Honeywell	DF388	1/30/2013	200 L	1/30/2012	TREUTER

Standard ID	Type	Manufacturer	Mfg Lot	Expires	Volume	Created on	Created by
44829	8270 SIM_INT SEC			7/30/2012	5 ML	1/30/2012	mjacobs

10 UG/ML: 1,2,4-Trichlorobenzene, 1,2-Dichlorobenzene, 1,3-Dichlorobenzene, 1,4-Dibromobenzene, 1,4-Dichlorobenzene, 1-Bromohexane, 1-Methylnaphthalene, 2,2'-Oxybis(1-chloropropane), 2,4,5-Trichlorophenol, 2,4,6-Trichlorophenol, 2,4-Dichlorophenol, 2,4-Dimethylphenol, 2,4-Dinitrophenol, 2,4-Dinitrotoluene, 2,6-Dinitrotoluene, 2-Chloronaphthalene, 2-Chlorophenol, 2-Fluorobiphenyl, 2-Methylnaphthalene, 2-Methylphenol, 2-Nitroaniline, 2-Nitrophenol, 3,3'-Dichlorobenzidine, 3-Nitroaniline, 4,6-Dinitro-2-methylphenol, 4-Bromochlorobenzene, 4-Bromophenyl-phenylether, 4-Chloro-3-methylphenol, 4-Chloroaniline, 4-Chlorophenyl-phenylether, 4-Methylphenol, 4-Nitroaniline, 4-Nitrophenol, Acenaphthene, Acenaphthylene, Aniline, Anthracene, Azobenzene, Benzidine, Benzo(a)anthracene, Benzo(a)pyrene, Benzo(b)fluoranthene, Benzo(g,h,i)perylene, Benzo(k)fluoranthene, Benzoic acid, Benzyl alcohol, Bis(2-chloroethoxy)methane, Bis(2-chloroethyl)ether, Bis(2-ethylhexyl)phthalate, Butylbenzylphthalate, Carbazole, Chrysene, Dibenzo(a,h)anthracene, Dibenzofuran, Diethylphthalate, Dimethylphthalate, Di-n-butylphthalate, Di-n-octylphthalate, Fluoranthene, Fluorene, Hexachlorobenzene, Hexachlorobutadiene, Hexachlorocyclopentadiene, Hexachloroethane, Indeno(1,2,3-cd)pyrene, Isophorone, Naphthalene, Nitrobenzene, Nitrobenzene-d5, N-Nitrosodimethylamine, N-Nitroso-di-n-propylamine, N-Nitrosodiphenylamine, Pentachlorophenol, Phenanthrene, Phenol, p-Terphenyl-d14, Pyrene, Pyridine
20 UG/ML: 2,4,6-Tribromophenol, 2-Fluorophenol, Phenol-d5

COMPOSED OF:

44067: 333.33 UL 44499: 25 UL 44509: 25 UL 44519: 25 UL 44815: 5 ML

STANDARDS LOG

Standard ID	Type	Manufacturer	Mfg Lot	Expires	Volume	Created on	Created by
44830	8270 SIM_SEC			6/15/2012	1 ML	1/30/2012	mjacobs

0.5 UG/ML: 1,2,4-Trichlorobenzene, 1,2-Dichlorobenzene, 1,3-Dichlorobenzene, 1,4-Dibromobenzene, 1,4-Dichlorobenzene, 1-Bromohexane, 1-Methylnaphthalene, 2,2'-Oxybis(1-chloropropane), 2,4,5-Trichlorophenol, 2,4,6-Trichlorophenol, 2,4-Dichlorophenol, 2,4-Dimethylphenol, 2,4-Dinitrophenol, 2,4-Dinitrotoluene, 2,6-Dinitrotoluene, 2-Chloronaphthalene, 2-Chlorophenol, 2-Fluorobiphenyl, 2-Methylnaphthalene, 2-Methylphenol, 2-Nitroaniline, 2-Nitrophenol, 3,3'-Dichlorobenzidine, 3-Nitroaniline, 4,6-Dinitro-2-methylphenol, 4-Bromochlorobenzene, 4-Bromophenyl-phenylether, 4-Chloro-3-methylphenol, 4-Chloroaniline, 4-Chlorophenyl-phenylether, 4-Methylphenol, 4-Nitroaniline, 4-Nitrophenol, Acenaphthene, Acenaphthylene, Aniline, Anthracene, Azobenzene, Benzidine, Benzo(a)anthracene, Benzo(a)pyrene, Benzo(b)fluoranthene, Benzo(g,h,i)perylene, Benzo(k)fluoranthene, Benzoic acid, Benzyl alcohol, Bis(2-chloroethoxy)methane, Bis(2-chloroethyl)ether, Bis(2-ethylhexyl)phthalate, Butylbenzylphthalate, Carbazole, Chrysene, Dibenzo(a,h)anthracene, Dibenzofuran, Diethylphthalate, Dimethylphthalate, Di-n-butylphthalate, Di-n-octylphthalate, Fluoranthene, Fluorene, Hexachlorobenzene, Hexachlorobutadiene, Hexachlorocyclopentadiene, Hexachloroethane, Indeno(1,2,3-cd)pyrene, Isophorone, Naphthalene, Nitrobenzene, Nitrobenzene-d5, N-Nitrosodimethylamine, N-Nitroso-di-n-propylamine, N-Nitrosodiphenylamine, Pentachlorophenol, Phenanthrene, Phenol, p-Terphenyl-d14, Pyrene, Pyridine
0.8 UG/ML: 1,4-Dichlorobenzene-d4, Acenaphthene-d10, Chrysene-d12, Naphthalene-d8, Perylene-d12, Phenanthrene-d10
1 UG/ML: 2,4,6-Tribromophenol, 2-Fluorophenol, Phenol-d5

COMPOSED OF:

44223: 20 UL 44815: 950 UL 44829: 50 UL

Standard ID	Type	Manufacturer	Mfg Lot	Expires	Volume	Created on	Created by
44847	DFTPP_std			7/31/2012	5 ML	1/31/2012	nsubar

50 UG/ML: 4,4'-DDT, Benzidine, Decafluorotriphenyl phosphine(DFTPP), Pentachlorophenol

COMPOSED OF:

42031: 500 UL 44815: 4500 UL

Standard ID	Type	Manufacturer	Mfg Lot	Expires	Volume	Created on	Created by
45265	DCM	Honeywell	DF656	3/6/2013	200 L	3/6/2012	jbowman

Standard ID	Type	Manufacturer	Mfg Lot	Expires	Volume	Created on	Created by
45369	8270 SIM_IS Soln			9/14/2012	10 ML	3/14/2012	nsubar

40 UG/ML: 1,4-Dichlorobenzene-d4, Acenaphthene-d10, Chrysene-d12, Naphthalene-d8, Perylene-d12, Phenanthrene-d10

COMPOSED OF:

43662: 200 UL 45265: 9800 UL

STANDARDS LOG

Standard ID	Type	Manufacturer	Mfg Lot	Expires	Volume	Created on	Created by
45396	8270 SIM_CAL8			5/31/2012	1 ML	3/15/2012	nsubar

0.8 UG/ML: 1,4-Dichlorobenzene-d4, Acenaphthene-d10, Chrysene-d12, Naphthalene-d8, Perylene-d12, Phenanthrene-d10
1 UG/ML: 1,4-Dibromobenzene, 1-Bromohexane, 1-Methylnaphthalene, 2,4,6-Trichlorophenol, 2,4-Dichlorophenol, 2,4-Dimethylphenol, 2,4-Dinitrophenol, 2-Chlorophenol, 2-Fluorobiphenyl, 2-Methylnaphthalene, 2-Nitrophenol, 4,6-Dinitro-2-methylphenol, 4-Bromochlorobenzene, 4-Chloro-3-methylphenol, 4-Nitrophenol, Acenaphthene, Acenaphthylene, Anthracene, Benzo(a)anthracene, Benzo(a)pyrene, Benzo(b)fluoranthene, Benzo(g,h,i)perylene, Benzo(k)fluoranthene, Chrysene, Dibenzo(a,h)anthracene, Fluoranthene, Fluorene, Indeno(1,2,3-cd)pyrene, Naphthalene, Nitrobenzene-d5, Pentachlorophenol, Phenanthrene, Phenol, p-Terphenyl-d14, Pyrene

COMPOSED OF:

44725: 100 UL 45265: 900 UL 45369: 20 UL

Standard ID	Type	Manufacturer	Mfg Lot	Expires	Volume	Created on	Created by
45397	8270 SIM_CAL7			5/31/2012	1 ML	3/15/2012	nsubar

0.7 UG/ML: 1,4-Dibromobenzene, 1-Bromohexane, 1-Methylnaphthalene, 2,4,6-Trichlorophenol, 2,4-Dichlorophenol, 2,4-Dimethylphenol, 2,4-Dinitrophenol, 2-Chlorophenol, 2-Fluorobiphenyl, 2-Methylnaphthalene, 2-Nitrophenol, 4,6-Dinitro-2-methylphenol, 4-Bromochlorobenzene, 4-Chloro-3-methylphenol, 4-Nitrophenol, Acenaphthene, Acenaphthylene, Anthracene, Benzo(a)anthracene, Benzo(a)pyrene, Benzo(b)fluoranthene, Benzo(g,h,i)perylene, Benzo(k)fluoranthene, Chrysene, Dibenzo(a,h)anthracene, Fluoranthene, Fluorene, Indeno(1,2,3-cd)pyrene, Naphthalene, Nitrobenzene-d5, Pentachlorophenol, Phenanthrene, Phenol, p-Terphenyl-d14, Pyrene
0.8 UG/ML: 1,4-Dichlorobenzene-d4, Acenaphthene-d10, Chrysene-d12, Naphthalene-d8, Perylene-d12, Phenanthrene-d10

COMPOSED OF:

44725: 70 UL 45265: 930 UL 45369: 20 UL

Standard ID	Type	Manufacturer	Mfg Lot	Expires	Volume	Created on	Created by
45399	8270 SIM_CAL5			5/31/2012	1 ML	3/15/2012	nsubar

0.2 UG/ML: 1,4-Dibromobenzene, 1-Bromohexane, 1-Methylnaphthalene, 2,4,6-Trichlorophenol, 2,4-Dichlorophenol, 2,4-Dimethylphenol, 2,4-Dinitrophenol, 2-Chlorophenol, 2-Fluorobiphenyl, 2-Methylnaphthalene, 2-Nitrophenol, 4,6-Dinitro-2-methylphenol, 4-Bromochlorobenzene, 4-Chloro-3-methylphenol, 4-Nitrophenol, Acenaphthene, Acenaphthylene, Anthracene, Benzo(a)anthracene, Benzo(a)pyrene, Benzo(b)fluoranthene, Benzo(g,h,i)perylene, Benzo(k)fluoranthene, Chrysene, Dibenzo(a,h)anthracene, Fluoranthene, Fluorene, Indeno(1,2,3-cd)pyrene, Naphthalene, Nitrobenzene-d5, Pentachlorophenol, Phenanthrene, Phenol, p-Terphenyl-d14, Pyrene
0.8 UG/ML: 1,4-Dichlorobenzene-d4, Acenaphthene-d10, Chrysene-d12, Naphthalene-d8, Perylene-d12, Phenanthrene-d10

COMPOSED OF:

44725: 20 UL 45265: 980 UL 45369: 20 UL

STANDARDS LOG

Standard ID	Type	Manufacturer	Mfg Lot	Expires	Volume	Created on	Created by
45400	8270 SIM_CAL4			5/31/2012	1 ML	3/15/2012	nsubar

0.1 UG/ML: 1,4-Dibromobenzene, 1-Bromohexane, 1-Methylnaphthalene, 2,4,6-Trichlorophenol, 2,4-Dichlorophenol, 2,4-Dimethylphenol, 2,4-Dinitrophenol, 2-Chlorophenol, 2-Fluorobiphenyl, 2-Methylnaphthalene, 2-Nitrophenol, 4,6-Dinitro-2-methylphenol, 4-Bromochlorobenzene, 4-Chloro-3-methylphenol, 4-Nitrophenol, Acenaphthene, Acenaphthylene, Anthracene, Benzo(a)anthracene, Benzo(a)pyrene, Benzo(b)fluoranthene, Benzo(g,h,i)perylene, Benzo(k)fluoranthene, Chrysene, Dibenzo(a,h)anthracene, Fluoranthene, Fluorene, Indeno(1,2,3-cd)pyrene, Naphthalene, Nitrobenzene-d5, Pentachlorophenol, Phenanthrene, Phenol, p-Terphenyl-d14, Pyrene
0.8 UG/ML: 1,4-Dichlorobenzene-d4, Acenaphthene-d10, Chrysene-d12, Naphthalene-d8, Perylene-d12, Phenanthrene-d10

COMPOSED OF:

44725: 10 UL 45265: 990 UL 45369: 20 UL

Standard ID	Type	Manufacturer	Mfg Lot	Expires	Volume	Created on	Created by
45401	8270 SIM_CAL3			5/31/2012	1 ML	3/15/2012	nsubar

0.07 UG/ML: 1,4-Dibromobenzene, 1-Bromohexane, 1-Methylnaphthalene, 2,4,6-Trichlorophenol, 2,4-Dichlorophenol, 2,4-Dimethylphenol, 2,4-Dinitrophenol, 2-Chlorophenol, 2-Fluorobiphenyl, 2-Methylnaphthalene, 2-Nitrophenol, 4,6-Dinitro-2-methylphenol, 4-Bromochlorobenzene, 4-Chloro-3-methylphenol, 4-Nitrophenol, Acenaphthene, Acenaphthylene, Anthracene, Benzo(a)anthracene, Benzo(a)pyrene, Benzo(b)fluoranthene, Benzo(g,h,i)perylene, Benzo(k)fluoranthene, Chrysene, Dibenzo(a,h)anthracene, Fluoranthene, Fluorene, Indeno(1,2,3-cd)pyrene, Naphthalene, Nitrobenzene-d5, Pentachlorophenol, Phenanthrene, Phenol, p-Terphenyl-d14, Pyrene
0.8 UG/ML: 1,4-Dichlorobenzene-d4, Acenaphthene-d10, Chrysene-d12, Naphthalene-d8, Perylene-d12, Phenanthrene-d10

COMPOSED OF:

44725: 7 UL 45265: 993 UL 45369: 20 UL

Standard ID	Type	Manufacturer	Mfg Lot	Expires	Volume	Created on	Created by
45402	8270 SIM_CAL2			5/31/2012	1 ML	3/15/2012	nsubar

0.05 UG/ML: 1,4-Dibromobenzene, 1-Bromohexane, 1-Methylnaphthalene, 2,4,6-Trichlorophenol, 2,4-Dichlorophenol, 2,4-Dimethylphenol, 2,4-Dinitrophenol, 2-Chlorophenol, 2-Fluorobiphenyl, 2-Methylnaphthalene, 2-Nitrophenol, 4,6-Dinitro-2-methylphenol, 4-Bromochlorobenzene, 4-Chloro-3-methylphenol, 4-Nitrophenol, Acenaphthene, Acenaphthylene, Anthracene, Benzo(a)anthracene, Benzo(a)pyrene, Benzo(b)fluoranthene, Benzo(g,h,i)perylene, Benzo(k)fluoranthene, Chrysene, Dibenzo(a,h)anthracene, Fluoranthene, Fluorene, Indeno(1,2,3-cd)pyrene, Naphthalene, Nitrobenzene-d5, Pentachlorophenol, Phenanthrene, Phenol, p-Terphenyl-d14, Pyrene
0.8 UG/ML: 1,4-Dichlorobenzene-d4, Acenaphthene-d10, Chrysene-d12, Naphthalene-d8, Perylene-d12, Phenanthrene-d10

COMPOSED OF:

44725: 5 UL 45265: 995 UL 45369: 20 UL

STANDARDS LOG

Standard ID	Type	Manufacturer	Mfg Lot	Expires	Volume	Created on	Created by
45403	8270 SIM_CAL1			5/31/2012	1 ML	3/15/2012	nsubar

0.02 UG/ML: 1,4-Dibromobenzene, 1-Bromohexane, 1-Methylnaphthalene, 2,4,6-Trichlorophenol, 2,4-Dichlorophenol, 2,4-Dimethylphenol, 2,4-Dinitrophenol, 2-Chlorophenol, 2-Fluorobiphenyl, 2-Methylnaphthalene, 2-Nitrophenol, 4,6-Dinitro-2-methylphenol, 4-Bromochlorobenzene, 4-Chloro-3-methylphenol, 4-Nitrophenol, Acenaphthene, Acenaphthylene, Anthracene, Benzo(a)anthracene, Benzo(a)pyrene, Benzo(b)fluoranthene, Benzo(g,h,i)perylene, Benzo(k)fluoranthene, Chrysene, Dibenzo(a,h)anthracene, Fluoranthene, Fluorene, Indeno(1,2,3-cd)pyrene, Naphthalene, Nitrobenzene-d5, Pentachlorophenol, Phenanthrene, Phenol, p-Terphenyl-d14, Pyrene
0.8 UG/ML: 1,4-Dichlorobenzene-d4, Acenaphthene-d10, Chrysene-d12, Naphthalene-d8, Perylene-d12, Phenanthrene-d10

COMPOSED OF:

44725: 2 UL 45265: 998 UL 45369: 20 UL

Standard ID	Type	Manufacturer	Mfg Lot	Expires	Volume	Created on	Created by
45548	DCM	Honeywell	DF740	3/28/2013	200 L	3/28/2012	dyoung

3505892

Standard ID	Type	Manufacturer	Mfg Lot	Expires	Volume	Created on	Created by
45772	8270 SIM_CAL6			5/31/2012	1 ML	4/10/2012	mjacobs

0.5 UG/ML: 1,4-Dibromobenzene, 1-Bromohexane, 1-Methylnaphthalene, 2,4,6-Trichlorophenol, 2,4-Dichlorophenol, 2,4-Dimethylphenol, 2,4-Dinitrophenol, 2-Chlorophenol, 2-Fluorobiphenyl, 2-Methylnaphthalene, 2-Nitrophenol, 4,6-Dinitro-2-methylphenol, 4-Bromochlorobenzene, 4-Chloro-3-methylphenol, 4-Nitrophenol, Acenaphthene, Acenaphthylene, Anthracene, Benzo(a)anthracene, Benzo(a)pyrene, Benzo(b)fluoranthene, Benzo(g,h,i)perylene, Benzo(k)fluoranthene, Chrysene, Dibenzo(a,h)anthracene, Fluoranthene, Fluorene, Indeno(1,2,3-cd)pyrene, Naphthalene, Nitrobenzene-d5, Pentachlorophenol, Phenanthrene, Phenol, p-Terphenyl-d14, Pyrene
0.8 UG/ML: 1,4-Dichlorobenzene-d4, Acenaphthene-d10, Chrysene-d12, Naphthalene-d8, Perylene-d12, Phenanthrene-d10

COMPOSED OF:

44725: 50 UL 45369: 20 UL 45548: 950 UL

Standard ID	Type	Manufacturer	Mfg Lot	Expires	Volume	Created on	Created by
45777	DFTPP_std			7/31/2012	5 ML	4/10/2012	mjacobs

50 UG/ML: 4,4'-DDT, Benzidine, Decafluorotriphenyl phosphine(DFTPP), Pentachlorophenol

COMPOSED OF:

42031: 500 UL 45548: 4500 UL

STANDARDS LOG

Standard ID	Type	Manufacturer	Mfg Lot	Expires	Volume	Created on	Created by
45779	8270 SIM_CAL9			5/31/2012	1 ML	4/10/2012	mjacobs

0.8 UG/ML: 1,4-Dichlorobenzene-d4, Acenaphthene-d10, Chrysene-d12, Naphthalene-d8, Perylene-d12, Phenanthrene-d10
5 UG/ML: 1,4-Dibromobenzene, 1-Bromohexane, 1-Methylnaphthalene, 2,4,6-Trichlorophenol, 2,4-Dichlorophenol, 2,4-Dimethylphenol, 2,4-Dinitrophenol, 2-Chlorophenol, 2-Fluorobiphenyl, 2-Methylnaphthalene, 2-Nitrophenol, 4,6-Dinitro-2-methylphenol, 4-Bromochlorobenzene, 4-Chloro-3-methylphenol, 4-Nitrophenol, Acenaphthene, Acenaphthylene, Anthracene, Benzo(a)anthracene, Benzo(a)pyrene, Benzo(b)fluoranthene, Benzo(g,h,i)perylene, Benzo(k)fluoranthene, Chrysene, Dibenzo(a,h)anthracene, Fluoranthene, Fluorene, Indeno(1,2,3-cd)pyrene, Naphthalene, Nitrobenzene-d5, Pentachlorophenol, Phenanthrene, Phenol, p-Terphenyl-d14, Pyrene

COMPOSED OF:

44725: 500 UL 45369: 20 UL 45548: 500 UL

Standard ID	Type	Manufacturer	Mfg Lot	Expires	Volume	Created on	Created by
45782	8270 SIM_CAL10			5/31/2012	1 ML	4/10/2012	mjacobs

0.8 UG/ML: 1,4-Dichlorobenzene-d4, Acenaphthene-d10, Chrysene-d12, Naphthalene-d8, Perylene-d12, Phenanthrene-d10
10 UG/ML: 1,4-Dibromobenzene, 1-Bromohexane, 1-Methylnaphthalene, 2,4,6-Trichlorophenol, 2,4-Dichlorophenol, 2,4-Dimethylphenol, 2,4-Dinitrophenol, 2-Chlorophenol, 2-Fluorobiphenyl, 2-Methylnaphthalene, 2-Nitrophenol, 4,6-Dinitro-2-methylphenol, 4-Bromochlorobenzene, 4-Chloro-3-methylphenol, 4-Nitrophenol, Acenaphthene, Acenaphthylene, Anthracene, Benzo(a)anthracene, Benzo(a)pyrene, Benzo(b)fluoranthene, Benzo(g,h,i)perylene, Benzo(k)fluoranthene, Chrysene, Dibenzo(a,h)anthracene, Fluoranthene, Fluorene, Indeno(1,2,3-cd)pyrene, Naphthalene, Nitrobenzene-d5, Pentachlorophenol, Phenanthrene, Phenol, p-Terphenyl-d14, Pyrene

COMPOSED OF:

44725: 1000 UL 45369: 20 UL

Standard ID	Type	Manufacturer	Mfg Lot	Expires	Volume	Created on	Created by
45850	DCM	Honeywell	DF914	4/16/2013	200 L	4/16/2012	treuter

Standard ID	Type	Manufacturer	Mfg Lot	Expires	Volume	Created on	Created by
45886	8270 SIM_CAL6			5/31/2012	1 ML	4/20/2012	mjacobs

0.5 UG/ML: 1,4-Dibromobenzene, 1-Bromohexane, 1-Methylnaphthalene, 2,4,6-Trichlorophenol, 2,4-Dichlorophenol, 2,4-Dimethylphenol, 2,4-Dinitrophenol, 2-Chlorophenol, 2-Fluorobiphenyl, 2-Methylnaphthalene, 2-Nitrophenol, 4,6-Dinitro-2-methylphenol, 4-Bromochlorobenzene, 4-Chloro-3-methylphenol, 4-Nitrophenol, Acenaphthene, Acenaphthylene, Anthracene, Benzo(a)anthracene, Benzo(a)pyrene, Benzo(b)fluoranthene, Benzo(g,h,i)perylene, Benzo(k)fluoranthene, Chrysene, Dibenzo(a,h)anthracene, Fluoranthene, Fluorene, Indeno(1,2,3-cd)pyrene, Naphthalene, Nitrobenzene-d5, Pentachlorophenol, Phenanthrene, Phenol, p-Terphenyl-d14, Pyrene
0.8 UG/ML: 1,4-Dichlorobenzene-d4, Acenaphthene-d10, Chrysene-d12, Naphthalene-d8, Perylene-d12, Phenanthrene-d10

COMPOSED OF:

44725: 50 UL 45369: 20 UL 45850: 950 UL

Data File: \\Svecd04\DD\chem\smsd01.i\S1041012C.b\DFTPP1.D
Report Date: 03-May-2012 15:35

PEL Laboratories, Inc.

Data file : \\Svecd04\DD\chem\smsd01.i\S1041012C.b\DFTPP1.D
Lab Smp Id: 44847 Client Smp ID: DFTPP1
Inj Date : 10-APR-2012 07:08 MS Autotune Date: 19-MAR-2012 07:15
Operator : MJ Inst ID: smsd01.i
Smp Info : 44847
Misc Info :
Comment :
Method : \\Svecd04\DD\chem\smsd01.i\S1041012C.b\DoDTUN.m
Meth Date : 27-Apr-2012 15:01 mjacobs Quant Type: ISTD
Cal Date : 23-MAR-2009 02:58 Cal File: AP9CAL1.D
Als bottle: 100 QC Sample: DFTPP
Dil Factor: 1.00000
Integrator: HP RTE Compound Sublist: all.sub
Target Version: 4.14 Sample Matrix: WATER
Processing Host: SVECD04

Concentration Formula: Amt * DF * Uf * Vf * Vi * CpndVariable

Name	Value	Description
DF	1.000	Dilution Factor
Uf	1.000	ng unit correction factor
Vf	1.000	Volumetric correction factor
Vi	1.000	Injection Volume
Cpnd Variable		Local Compound Variable

RT	EXP RT	REL RT	MASS	RESPONSE	CONCENTRATIONS ON-COL (ug/L)	FINAL (ug/L)	TARGET RANGE	RATIO
1 dftpp							CAS #: 5074-71-5	
7.403	7.610	(0.000)	198	729088			0.00- 100.00	100.00
7.403	7.610	(0.000)	51	267968			10.00- 80.00	36.75
7.403	7.610	(0.000)	68	5279			0.00- 2.00	1.64
7.403	7.610	(0.000)	69	321024			0.00- 0.00	44.03
7.403	7.610	(0.000)	70	2215			0.00- 2.00	0.69
7.403	7.610	(0.000)	127	368064			10.00- 80.00	50.48
7.403	7.610	(0.000)	197	3718			0.00- 2.00	0.51
7.403	7.610	(0.000)	199	48872			5.00- 9.00	6.70
7.403	7.610	(0.000)	275	183616			10.00- 60.00	25.18
7.403	7.610	(0.000)	365	23608			1.00- 0.00	3.24
7.403	7.610	(0.000)	441	63552			0.01- 24.00	14.62
7.403	7.610	(0.000)	442	434624			50.00- 0.00	59.61
7.403	7.610	(0.000)	443	83280			15.00- 24.00	19.16

Data File: \\Svecd04\DD\chem\smsd01.i\S1041012C.b\DFTPP1.D
Date : 10-APR-2012 07:08
Client ID: DFTPP1 Instrument: smsd01.i
Sample Info: 44847
Volume Injected (uL): 1.0 Operator: MJ
Column phase: Column diameter: 2.00

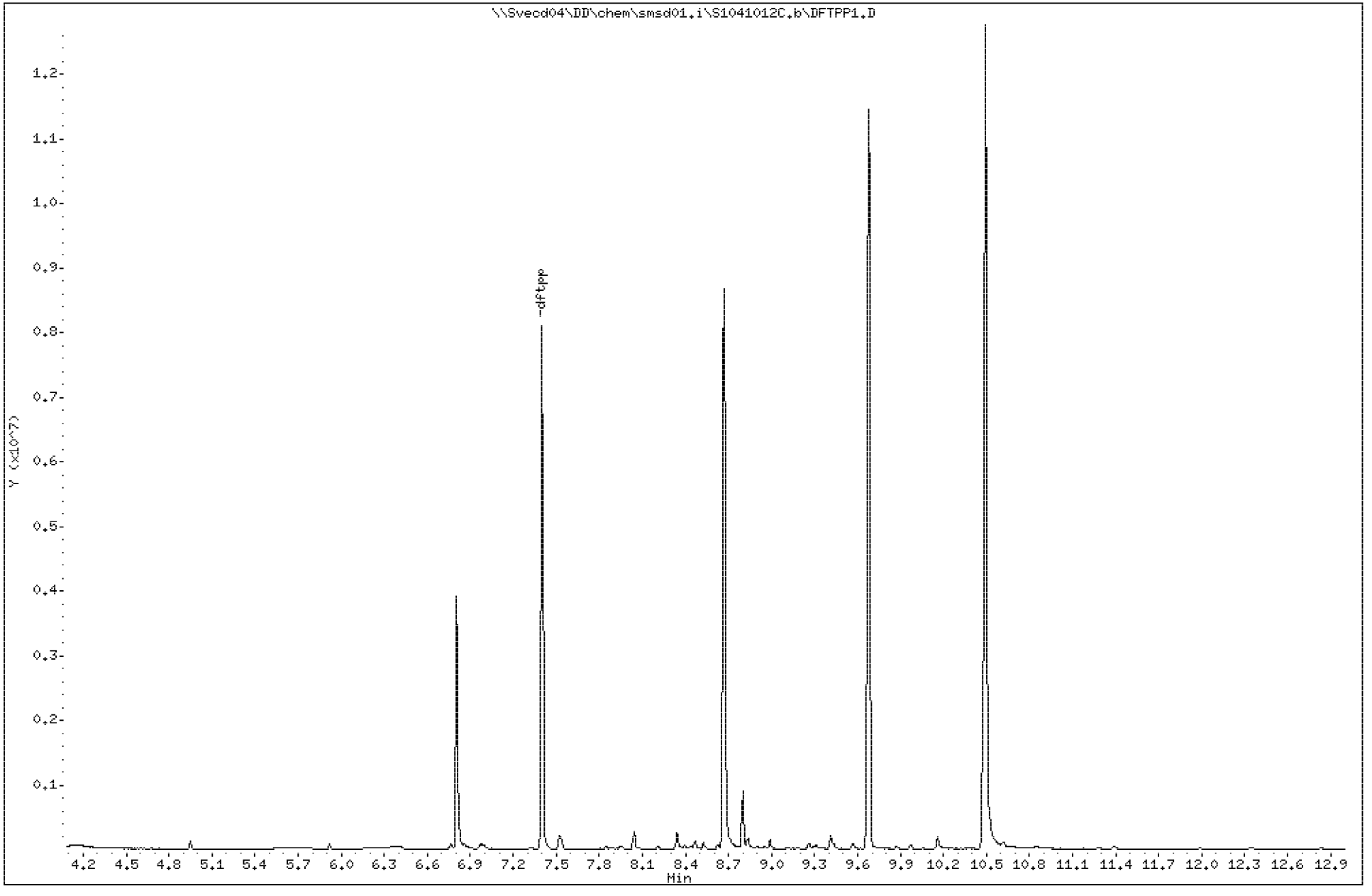

468

3505892

Data File: \\Svecd04\DD\chem\smsd01.i\S1041012C.b\DFTPP1.D

Date : 10-APR-2012 07:08

Client ID: DFTPP1 Instrument: smsd01.i

Sample Info: 44847

Volume Injected (uL): 1.0 Operator: MJ

Column phase: Column diameter: 2.00

1 dftpp

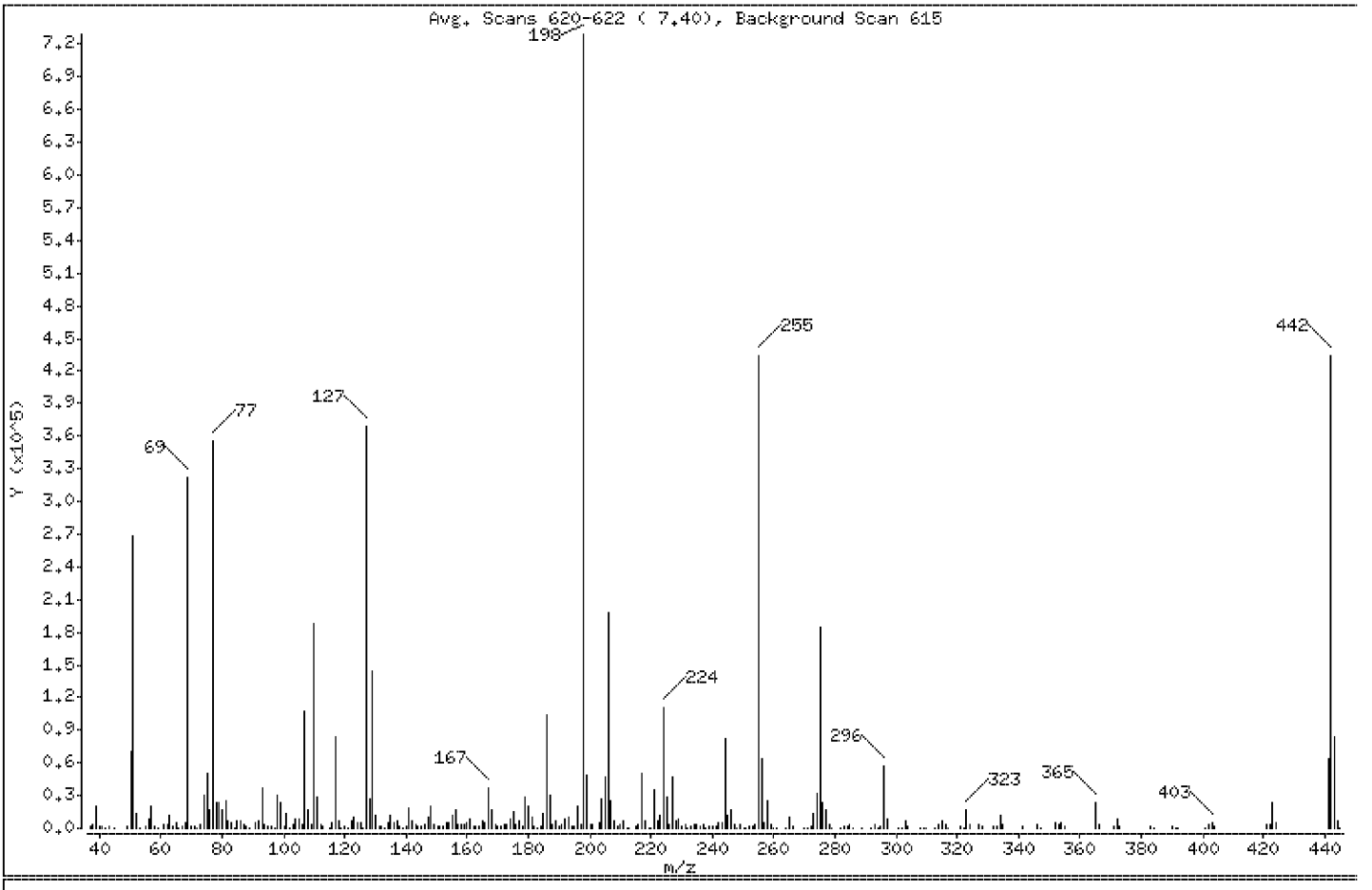

m/e	ION ABUNDANCE CRITERIA	% RELATIVE ABUNDANCE
198	Base Peak, 100% relative abundance	100.00
51	10.00 - 80.00% of mass 198	36.75
68	Less than 2.00% of mass 69	0.72 (1.64)
69	Mass 69 relative abundance	44.03
70	Less than 2.00% of mass 69	0.30 (0.69)
127	10.00 - 80.00% of mass 198	50.48
197	Less than 2.00% of mass 198	0.51
199	5.00 - 9.00% of mass 198	6.70
275	10.00 - 60.00% of mass 198	25.18
365	Greater than 1.00% of mass 198	3.24
441	0.01 - 24.00% of mass 442	8.72 (14.62)
442	Greater than 50.00% of mass 198	59.61
443	15.00 - 24.00% of mass 442	11.42 (19.16)

Data File: \\Svecd04\DD\chem\smsd01.i\S1041012C.b\DFTPP1.D

Date : 10-APR-2012 07:08

Client ID: DFTPP1 Instrument: smsd01.i

Sample Info: 44847

Volume Injected (uL): 1.0 Operator: MJ

Column phase: Column diameter: 2.00

Data File: DFTPP1.D
Spectrum: Avg. Scans 620-622 (7.40), Background Scan 615
Location of Maximum: 198.00
Number of points: 292

m/z	Y	m/z	Y	m/z	Y	m/z	Y
37.00	1162	119.00	549	193.00	9625	274.00	32136
38.00	3409	120.00	1441	194.00	2035	275.00	183616
39.00	19984	121.00	250	195.00	872	276.00	23376
40.00	942	122.00	6325	196.00	20944	277.00	16464
41.00	1441	123.00	10713	197.00	3718	278.00	2608
42.00	457	124.00	4648	198.00	729088	279.00	327
43.00	1826	125.00	4256	199.00	48872	282.00	263
45.00	765	126.00	365	200.00	4033	283.00	1907
49.00	2253	127.00	368064	201.00	3531	284.00	1274
50.00	70840	128.00	27528	203.00	5194	285.00	3055
51.00	267968	129.00	143680	204.00	27200	286.00	225
52.00	13416	130.00	11977	205.00	47024	289.00	551
53.00	539	131.00	2477	206.00	198080	292.00	578
55.00	2063	132.00	891	207.00	25144	293.00	3428
56.00	8708	133.00	286	208.00	6558	294.00	503
57.00	20344	134.00	4338	209.00	2421	295.00	1090
58.00	1818	135.00	11015	210.00	3040	296.00	56736
59.00	397	136.00	4618	211.00	7514	297.00	7765
61.00	3517	137.00	5915	212.00	387	301.00	249
62.00	3912	138.00	1319	213.00	276	302.00	612
63.00	11949	139.00	463	215.00	2008	303.00	6013
64.00	1507	140.00	1745	216.00	4098	304.00	1792
65.00	5706	141.00	17864	217.00	50944	308.00	593
66.00	273	142.00	5922	218.00	6541	309.00	226
67.00	1024	143.00	4042	219.00	732	310.00	277
68.00	5279	144.00	1231	220.00	389	313.00	238
69.00	321024	145.00	1026	221.00	34840	314.00	2572
70.00	2215	146.00	3273	222.00	6524	315.00	5974
71.00	2406	147.00	9753	223.00	11092	316.00	3309
72.00	289	148.00	20528	224.00	110496	317.00	217
73.00	2661	149.00	4156	225.00	27808	321.00	1687
74.00	30336	150.00	1201	226.00	2873	322.00	714
75.00	51056	151.00	2497	227.00	46704	323.00	16161
76.00	17048	152.00	854	228.00	7056	324.00	3159
77.00	356032	153.00	5809	229.00	9134	327.00	2942

Data File: \\Svecd04\DD\chem\smsd01.i\S1041012C.b\DFTPP1.D

Date : 10-APR-2012 07:08

Client ID: DFTPP1 Instrument: smsd01.i

Sample Info: 44847

Volume Injected (uL): 1.0 Operator: MJ

Column phase: Column diameter: 2.00

Data File: DFTPP1.D
Spectrum: Avg. Scans 620-622 (7.40), Background Scan 615
Location of Maximum: 198.00
Number of points: 292

m/z	Y	m/z	Y	m/z	Y	m/z	Y
78.00	23600	154.00	4224	230.00	1789	328.00	1851
79.00	22736	155.00	10984	231.00	4136	332.00	1222
80.00	17552	156.00	16189	232.00	251	333.00	1486
81.00	25696	157.00	3176	233.00	958	334.00	11142
82.00	6662	158.00	3551	234.00	2786	335.00	2834
83.00	5578	159.00	2730	235.00	3370	341.00	2080
84.00	596	160.00	5803	236.00	1900	346.00	3570
85.00	7447	161.00	8279	237.00	3802	347.00	575
86.00	7101	162.00	2196	238.00	290	352.00	5170
87.00	3316	163.00	948	239.00	1921	353.00	3240
88.00	1475	164.00	1018	240.00	1322	354.00	4599
89.00	220	165.00	6769	241.00	2147	355.00	916
91.00	5492	166.00	5198	242.00	5611	365.00	23608
92.00	6343	167.00	36712	243.00	5796	366.00	3578
93.00	37536	168.00	17480	244.00	82872	371.00	1298
94.00	3008	169.00	3011	245.00	11828	372.00	7941
95.00	1311	170.00	1238	246.00	16432	373.00	2067
96.00	2309	171.00	1730	247.00	3180	383.00	2155
97.00	809	172.00	3166	248.00	531	384.00	328
98.00	29360	173.00	3834	249.00	2786	390.00	1110
99.00	23448	174.00	8160	250.00	269	391.00	465
100.00	2084	175.00	14910	251.00	336	392.00	262
101.00	12998	176.00	3852	252.00	924	401.00	277
102.00	669	177.00	6684	253.00	1602	402.00	3066
103.00	4162	178.00	2273	254.00	2750	403.00	4305
104.00	8790	179.00	27760	255.00	433856	404.00	1390
105.00	8210	180.00	19376	256.00	63096	421.00	3324
106.00	2713	181.00	9247	257.00	4927	422.00	2858
107.00	107960	182.00	1637	258.00	25304	423.00	23280
108.00	16090	183.00	821	259.00	3829	424.00	5072
109.00	3194	184.00	2328	260.00	342	441.00	63552
110.00	187776	185.00	12816	261.00	506	442.00	434624
111.00	28168	186.00	103968	264.00	762	443.00	83280
112.00	3878	187.00	29520	265.00	9836	444.00	7188
113.00	1518	188.00	2816	266.00	1726	445.00	228

Data File: \\Svecd04\DD\chem\smsd01.i\S1041012C.b\DFTPP1.D

Date : 10-APR-2012 07:08

Client ID: DFTPP1 Instrument: smsd01.i

Sample Info: 44847

Volume Injected (uL): 1.0 Operator: MJ

Column phase: Column diameter: 2.00

Data File: DFTPP1.D
Spectrum: Avg. Scans 620-622 (7.40), Background Scan 615
Location of Maximum: 198.00
Number of points: 292

m/z	Y	m/z	Y	m/z	Y	m/z	Y
115.00	240	189.00	6844	270.00	272		
116.00	5483	190.00	1136	271.00	822		
117.00	83176	191.00	2971	272.00	1090		
118.00	5899	192.00	8727	273.00	13195		

DFTPP TUNE/TAILING FACTOR/DEGRADATION SAMPLE AND GRAPHIC REPORT

Report Date: 04/10/2012 08:02

Datafile Analyzed: //Svecd04/DD/chem/smsd01.i/S1041012C.b/DFTPP1.D
DFTPP TUNE/TAILING FACTOR/DEGRADATION SAMPLE AND GRAPHIC REPORT

Report Date: 04/27/2012 15:12

Datafile Analyzed: //Svecd04/DD/chem/smsd01.i/S1041012C.b/DFTPP1.D
DFTPP TUNE/TAILING FACTOR/DEGRADATION SAMPLE AND GRAPHIC REPORT

Report Date: 04/27/2012 16:27

Datafile Analyzed: //Svecd04/DD/chem/smsd01.i/S1041012C.b/DFTPP1.D
DFTPP TUNE/TAILING FACTOR/DEGRADATION SAMPLE AND GRAPHIC REPORT

Report Date: 04/30/2012 11:11

Datafile Analyzed: //Svecd04/DD/chem/smsd01.i/S1041012C.b/DFTPP1.D
DFTPP TUNE/TAILING FACTOR/DEGRADATION SAMPLE AND GRAPHIC REPORT

Report Date: 04/30/2012 17:14

Datafile Analyzed: //Svecd04/DD/chem/smsd01.i/S1041012C.b/DFTPP1.D
DFTPP TUNE/TAILING FACTOR/DEGRADATION SAMPLE AND GRAPHIC REPORT

Report Date: 05/01/2012 09:15

Datafile Analyzed: //Svecd04/DD/chem/smsd01.i/S1041012C.b/DFTPP1.D
DFTPP TUNE/TAILING FACTOR/DEGRADATION SAMPLE AND GRAPHIC REPORT

Report Date: 05/01/2012 10:02

Datafile Analyzed: //Svecd04/DD/chem/smsd01.i/S1041012C.b/DFTPP1.D
DFTPP TUNE/TAILING FACTOR/DEGRADATION SAMPLE AND GRAPHIC REPORT

Report Date: 05/01/2012 10:44

Datafile Analyzed: //Svecd04/DD/chem/smsd01.i/S1041012C.b/DFTPP1.D
DFTPP TUNE/TAILING FACTOR/DEGRADATION SAMPLE AND GRAPHIC REPORT

Report Date: 05/01/2012 10:56

Datafile Analyzed: //Svecd04/DD/chem/smsd01.i/S1041012C.b/DFTPP1.D
DFTPP TUNE/TAILING FACTOR/DEGRADATION SAMPLE AND GRAPHIC REPORT

Report Date: 05/01/2012 12:34

Datafile Analyzed: //Svecd04/DD/chem/smsd01.i/S1041012C.b/DFTPP1.D
DFTPP TUNE/TAILING FACTOR/DEGRADATION SAMPLE AND GRAPHIC REPORT

Report Date: 05/02/2012 10:24

Datafile Analyzed: //Svecd04/DD/chem/smsd01.i/S1041012C.b/DFTPP1.D
DFTPP TUNE/TAILING FACTOR/DEGRADATION SAMPLE AND GRAPHIC REPORT

Report Date: 05/02/2012 16:53

Datafile Analyzed: //Svecd04/DD/chem/smsd01.i/S1041012C.b/DFTPP1.D
DFTPP TUNE/TAILING FACTOR/DEGRADATION SAMPLE AND GRAPHIC REPORT

Report Date: 05/02/2012 16:59

Datafile Analyzed: //Svecd04/DD/chem/smsd01.i/S1041012C.b/DFTPP1.D
DFTPP TUNE/TAILING FACTOR/DEGRADATION SAMPLE AND GRAPHIC REPORT

Report Date: 05/03/2012 15:35

Datafile Analyzed: //Svecd04/DD/chem/smsd01.i/S1041012C.b/DFTPP1.D

PEL Laboratories, Inc.

Data file : \\Svecd04\DD\chem\smsd01.i\S1041012C.b\SIMCAL1.D
Lab Smp Id: 45403 Client Smp ID: SIMCAL1
Inj Date : 10-APR-2012 07:55 MS Autotune Date: 19-MAR-2012 07:15
Operator : PEL Inst ID: smsd01.i
Smp Info : 45403
Misc Info :
Comment :
Method : \\Svecd04\DD\chem\smsd01.i\S1041012C.b\SIMBCSTR.m
Meth Date : 10-Apr-2012 14:09 mjacobs Quant Type: ISTD
Cal Date : 03-APR-2012 09:53 Cal File: SIMCAL6.D
Als bottle: 1 Calibration Sample, Level: 1
Dil Factor: 1.00000
Integrator: HP RTE Compound Sublist: pah.sub
Target Version: 4.14 Sample Matrix: WATER

Concentration Formula: Amt * DF * (1/(Vo/1000))*Vf * CpndVariable

Name	Value	Description
DF	1.000	Dilution Factor
Vo	1000.000	Volume of sample extracted (mL)
Vf	1.000	Final Volume
Cpnd Variable		Local Compound Variable

RT	EXP RT	REL RT	MASS	RESPONSE	AMOUNTS CAL-AMT (ug/ml)	AMOUNTS ON-COL (ug/ml)	TARGET RANGE	RATIO
* 3 1,4-Dichlorobenzene-d4						CAS #: 3855-82-1		
4.340	4.336	(1.000)	152	20823	0.80000		80.00- 120.00	100.00
4.340	4.336	(1.000)	115	12457			28.57- 88.57	59.82
* 5 Naphthalene-d8						CAS #: 1146-65-2		
5.492	5.484	(1.000)	136	85805	0.80000		80.00- 120.00	100.00
5.484	5.484	(1.000)	68	4981			0.00- 35.93	5.81
6 Naphthalene						CAS #: 91-20-3		
5.508	5.500	(1.003)	128	2310	0.02000	0.020	80.00- 120.00	100.00
5.508	5.500	(1.003)	129	193			0.00- 39.63	8.35
8 2-Methylnaphthalene						CAS #: 91-57-6		
6.240	6.166	(1.136)	142	1152	0.02000	0.017	80.00- 120.00	100.00(M)
6.240	6.166	(1.136)	141	873			51.95- 111.95	75.78
9 1-Methylnaphthalene						CAS #: 90-12-0		
6.292	6.261	(1.146)	142	1854	0.02000	0.022	80.00- 120.00	100.00
6.292	6.261	(1.146)	141	1530			52.51- 112.51	82.52
$ 10 2-Fluorobiphenyl (SURR)						CAS #: 321-60-8		
6.565	6.523	(0.915)	172	1626	0.02000	0.020	80.00- 120.00	100.00

```
                                          AMOUNTS
                                        CAL-AMT   ON-COL
  RT   EXP RT   REL RT   MASS  RESPONSE (ug/ml)  (ug/ml)   TARGET RANGE    RATIO
 ==== ======== ========  ====  ======== =======  =======   ============    =====

$  10 2-Fluorobiphenyl (SURR) (continued)
6.565    6.523 ( 0.915)   171       494                     3.69-  63.69    30.38
--------------------------------------------------------------------------------
   12 Acenaphthylene                                CAS #: 208-96-8
7.043    7.034 ( 0.982)   152      1928 0.02000    0.019  80.00- 120.00   100.00
7.043    7.034 ( 0.982)   151       411                    0.00-  49.24    21.32
--------------------------------------------------------------------------------
*  13 Acenaphthene-d10                              CAS #: 15067-26-2
7.175    7.175 ( 1.000)   164     48484 0.80000           80.00- 120.00   100.00
7.175    7.175 ( 1.000)   162     46020                   64.85- 124.85    94.92
--------------------------------------------------------------------------------
   14 Acenaphthene                                  CAS #: 83-32-9
7.201    7.201 ( 1.004)   153      1501 0.02000    0.020  80.00- 120.00   100.00
7.210    7.201 ( 1.005)   154      1505                   59.68- 119.68   100.27
--------------------------------------------------------------------------------
   16 Fluorene                                      CAS #: 86-73-7
7.782    7.720 ( 1.085)   166      1356 0.02000    0.018  80.00- 120.00   100.00
7.773    7.720 ( 1.083)   165      1333                   47.62- 107.62    98.30
--------------------------------------------------------------------------------
*  17 Phenanthrene-d10                              CAS #: 1517-22-2
8.633    8.626 ( 1.000)   188     89380 0.80000           80.00- 120.00   100.00
8.626    8.626 ( 1.000)    94      8121                    0.00-  39.40     9.09
--------------------------------------------------------------------------------
   18 Phenanthrene                                  CAS #: 85-01-8
8.659    8.652 ( 1.003)   178      2108 0.02000    0.019  80.00- 120.00   100.00
8.659    8.652 ( 1.003)   179       339                    0.00-  45.04    16.08
--------------------------------------------------------------------------------
   19 Anthracene                                    CAS #: 120-12-7
8.736    8.710 ( 1.012)   178      1667 0.02000    0.019  80.00- 120.00   100.00(M)
8.736    8.710 ( 1.012)   179        84                    0.00-  44.80     5.04
--------------------------------------------------------------------------------
   21 Fluoranthene                                  CAS #: 206-44-0
9.854    9.823 ( 1.141)   202      2502 0.02000    0.020  80.00- 120.00   100.00
9.848    9.823 ( 1.141)   101       181                    0.00-  40.85     7.23
--------------------------------------------------------------------------------
   22 Pyrene                                        CAS #: 129-00-0
10.068  10.042 ( 0.897)   202      2734 0.02000    0.021  80.00- 120.00   100.00
10.061  10.042 ( 0.897)   200       468                    0.00-  50.19    17.12
--------------------------------------------------------------------------------
$  23 Terphenyl-d14 (SURR)                          CAS #: 1718-51-0
10.218  10.193 ( 0.911)   244      1748 0.02000    0.020  80.00- 120.00   100.00
10.212  10.193 ( 0.910)   122       146                    0.00-  40.59     8.35
--------------------------------------------------------------------------------
   25 Benzo[a]anthracene                            CAS #: 56-55-3
11.215  11.209 ( 0.999)   228      1461 0.02000    0.017  80.00- 120.00   100.00
11.215  11.209 ( 0.999)   229       288                    0.00-  49.43    19.71
--------------------------------------------------------------------------------
*  26 Chrysene-d12                                  CAS #: 1719-03-5
11.222  11.222 ( 1.000)   240     91381 0.80000           80.00- 120.00   100.00(M)
11.215  11.222 ( 0.999)   120      9600                    0.00-  41.24    10.51
--------------------------------------------------------------------------------
   27 Chrysene                                      CAS #: 218-01-9
11.247  11.247 ( 1.002)   228      3358 0.02000    0.022  80.00- 120.00   100.00
```

RT	EXP RT	REL RT	MASS	RESPONSE	AMOUNTS CAL-AMT (ug/ml)	AMOUNTS ON-COL (ug/ml)	TARGET RANGE	RATIO
27 Chrysene (continued)								
11.247	11.247	(1.002)	226	802			0.00- 54.11	23.88
30 Benzo[b]fluoranthene						CAS #: 205-99-2		
12.209	12.194	(0.974)	252	1664	0.02000	0.017	80.00- 120.00	100.00
12.209	12.194	(0.974)	253	356			0.00- 51.13	21.39
31 Benzo[k]fluoranthene						CAS #: 207-08-9		
12.231	12.216	(0.976)	252	3425	0.02000	0.021	80.00- 120.00	100.00(H)
12.231	12.216	(0.976)	253	1496			0.00- 51.67	43.68
32 Benzo[a]pyrene						CAS #: 50-32-8		
12.484	12.480	(0.996)	252	1452	0.02000	0.016	80.00- 120.00	100.00
12.484	12.480	(0.996)	253	351			0.00- 50.99	24.17
* 33 Perylene-d12						CAS #: 1520-96-3		
12.532	12.532	(1.000)	264	87098	0.80000		80.00- 120.00	100.00
12.528	12.532	(1.000)	260	20102			0.00- 52.82	23.08
34 Indeno[1,2,3-cd]pyrene						CAS #: 193-39-5		
13.588	13.554	(1.084)	276	2169	0.02000	0.016	80.00- 120.00	100.00
13.592	13.554	(1.085)	138	576			0.00- 53.64	26.56
35 Dibenz[a,h]anthracene						CAS #: 53-70-3		
13.607	13.562	(1.086)	278	1644	0.02000	0.015	80.00- 120.00	100.00
13.610	13.562	(1.086)	139	105			0.00- 45.19	6.39
36 Benzo[g,h,i]perylene						CAS #: 191-24-2		
13.864	13.841	(1.106)	276	2267	0.02000	0.018	80.00- 120.00	100.00
13.860	13.841	(1.106)	138	425			0.00- 49.06	18.75

QC Flag Legend

M - Compound response manually integrated.
H - Operator selected an alternate compound hit.

Data File: \\Svecd04\DD\chem\smsd01.i\S1041012C.b\SIMCAL1.D
Date : 10-APR-2012 07:55
Client ID: SIMCAL1
Sample Info: 45403
Purge Volume: 1000.0
Column phase: HPMS-5

Instrument: smsd01.i
Operator: PEL
Column diameter: 0.25

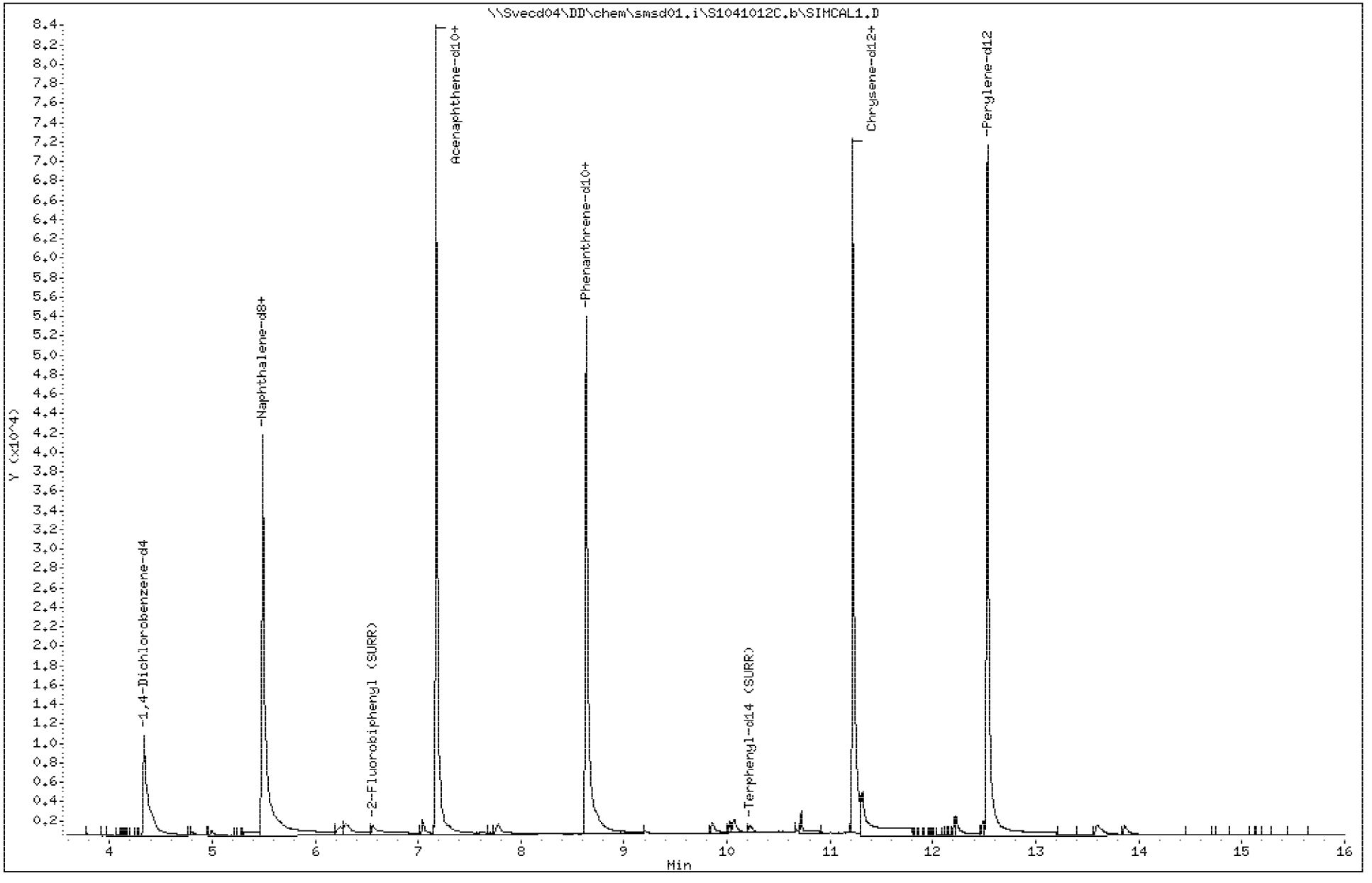

478

3505892

PEL Laboratories, Inc.

Data file : \\Svecd04\DD\chem\smsd01.i\S1041012C.b\SIMCAL2.D
Lab Smp Id: 45402 Client Smp ID: SIMCAL2
Inj Date : 10-APR-2012 08:19 MS Autotune Date: 19-MAR-2012 07:15
Operator : PEL Inst ID: smsd01.i
Smp Info : 45402
Misc Info :
Comment :
Method : \\Svecd04\DD\chem\smsd01.i\S1041012C.b\SIMBCSTR.m
Meth Date : 10-Apr-2012 14:09 mjacobs Quant Type: ISTD
Cal Date : 10-APR-2012 08:19 Cal File: SIMCAL2.D
Als bottle: 2 Calibration Sample, Level: 2
Dil Factor: 1.00000
Integrator: HP RTE Compound Sublist: pah.sub
Target Version: 4.14 Sample Matrix: WATER

Concentration Formula: Amt * DF * (1/(Vo/1000))*Vf * CpndVariable

Name	Value	Description
DF	1.000	Dilution Factor
Vo	1000.000	Volume of sample extracted (mL)
Vf	1.000	Final Volume
Cpnd Variable		Local Compound Variable

RT	EXP RT	REL RT	MASS	RESPONSE	AMOUNTS CAL-AMT (ug/ml)	AMOUNTS ON-COL (ug/ml)	TARGET RANGE	RATIO
* 3 1,4-Dichlorobenzene-d4						CAS #: 3855-82-1		
4.340	4.336	(1.000)	152	21620	0.80000		80.00- 120.00	100.00
4.340	4.336	(1.000)	115	12646			28.57- 88.57	58.49
* 5 Naphthalene-d8						CAS #: 1146-65-2		
5.492	5.484	(1.000)	136	86002	0.80000		80.00- 120.00	100.00
5.484	5.484	(1.000)	68	5213			0.00- 35.93	6.06
6 Naphthalene						CAS #: 91-20-3		
5.508	5.500	(1.003)	128	5558	0.05000	0.049	80.00- 120.00	100.00
5.508	5.500	(1.003)	129	550			0.00- 39.63	9.90
8 2-Methylnaphthalene						CAS #: 91-57-6		
6.219	6.166	(1.132)	142	2975	0.05000	0.044	80.00- 120.00	100.00(M)
6.229	6.166	(1.134)	141	2368			51.95- 111.95	79.60
9 1-Methylnaphthalene						CAS #: 90-12-0		
6.282	6.261	(1.144)	142	4547	0.05000	0.053	80.00- 120.00	100.00
6.282	6.261	(1.144)	141	3793			52.51- 112.51	83.42
$ 10 2-Fluorobiphenyl (SURR)						CAS #: 321-60-8		
6.554	6.523	(0.914)	172	4213	0.05000	0.049	80.00- 120.00	100.00

```
                                          AMOUNTS
                                        CAL-AMT   ON-COL
  RT   EXP RT   REL RT   MASS  RESPONSE (ug/ml)  (ug/ml)   TARGET RANGE    RATIO
 ==== ======== ========  ====  ======== =======  =======   ============    =====

$  10 2-Fluorobiphenyl (SURR) (continued)
6.554    6.523 ( 0.914)   171      1303                     3.69-  63.69    30.93
--------------------------------------------------------------------------------
   12 Acenaphthylene                                CAS #: 208-96-8
7.043    7.034 ( 0.982)   152      5085 0.05000    0.048  80.00- 120.00   100.00
7.043    7.034 ( 0.982)   151       955                     0.00-  49.24    18.78
--------------------------------------------------------------------------------
*  13 Acenaphthene-d10                              CAS #: 15067-26-2
7.175    7.175 ( 1.000)   164     50408 0.80000           80.00- 120.00   100.00
7.175    7.175 ( 1.000)   162     47833                   64.85- 124.85    94.89
--------------------------------------------------------------------------------
   14 Acenaphthene                                  CAS #: 83-32-9
7.202    7.201 ( 1.004)   153      3859 0.05000    0.049  80.00- 120.00   100.00
7.210    7.201 ( 1.005)   154      3682                   59.68- 119.68    95.41
--------------------------------------------------------------------------------
   16 Fluorene                                      CAS #: 86-73-7
7.773    7.720 ( 1.083)   166      3843 0.05000    0.050  80.00- 120.00   100.00(M)
7.773    7.720 ( 1.083)   165      3529                   47.62- 107.62    91.83
--------------------------------------------------------------------------------
*  17 Phenanthrene-d10                              CAS #: 1517-22-2
8.633    8.626 ( 1.000)   188     91569 0.80000           80.00- 120.00   100.00
8.627    8.626 ( 1.000)    94      8378                    0.00-  39.40     9.15
--------------------------------------------------------------------------------
   18 Phenanthrene                                  CAS #: 85-01-8
8.652    8.652 ( 1.002)   178      5158 0.05000    0.045  80.00- 120.00   100.00
8.652    8.652 ( 1.002)   179       843                    0.00-  45.04    16.34
--------------------------------------------------------------------------------
   19 Anthracene                                    CAS #: 120-12-7
8.730    8.710 ( 1.011)   178      3787 0.05000    0.042  80.00- 120.00   100.00
8.730    8.710 ( 1.011)   179       294                    0.00-  44.80     7.76
--------------------------------------------------------------------------------
   21 Fluoranthene                                  CAS #: 206-44-0
9.842    9.823 ( 1.140)   202      5614 0.05000    0.044  80.00- 120.00   100.00
9.842    9.823 ( 1.140)   101       502                    0.00-  40.85     8.94
--------------------------------------------------------------------------------
   22 Pyrene                                        CAS #: 129-00-0
10.055  10.042 ( 0.896)   202      6532 0.05000    0.050  80.00- 120.00   100.00
10.055  10.042 ( 0.896)   200      1285                    0.00-  50.19    19.67
--------------------------------------------------------------------------------
$  23 Terphenyl-d14 (SURR)                          CAS #: 1718-51-0
10.206  10.193 ( 0.909)   244      4248 0.05000    0.048  80.00- 120.00   100.00
10.206  10.193 ( 0.909)   122       397                    0.00-  40.59     9.35
--------------------------------------------------------------------------------
   25 Benzo[a]anthracene                            CAS #: 56-55-3
11.215  11.209 ( 0.999)   228      3624 0.05000    0.042  80.00- 120.00   100.00
11.215  11.209 ( 0.999)   229       707                    0.00-  49.43    19.51
--------------------------------------------------------------------------------
*  26 Chrysene-d12                                  CAS #: 1719-03-5
11.222  11.222 ( 1.000)   240     93256 0.80000           80.00- 120.00   100.00(M)
11.215  11.222 ( 0.999)   120     10165                    0.00-  41.24    10.90
--------------------------------------------------------------------------------
   27 Chrysene                                      CAS #: 218-01-9
11.247  11.247 ( 1.002)   228      7866 0.05000    0.049  80.00- 120.00   100.00
```

RT	EXP RT	REL RT	MASS	RESPONSE	AMOUNTS CAL-AMT (ug/ml)	AMOUNTS ON-COL (ug/ml)	TARGET RANGE	RATIO
27 Chrysene (continued)								
11.247	11.247	(1.002)	226	2079			0.00- 54.11	26.43
30 Benzo[b]fluoranthene						CAS #: 205-99-2		
12.206	12.194	(0.974)	252	4337	0.05000	0.043	80.00- 120.00	100.00
12.206	12.194	(0.974)	253	922			0.00- 51.13	21.26
31 Benzo[k]fluoranthene						CAS #: 207-08-9		
12.228	12.216	(0.976)	252	8208	0.05000	0.048	80.00- 120.00	100.00
12.228	12.216	(0.976)	253	1616			0.00- 51.67	19.69
32 Benzo[a]pyrene						CAS #: 50-32-8		
12.480	12.480	(0.996)	252	3795	0.05000	0.041	80.00- 120.00	100.00
12.484	12.480	(0.996)	253	834			0.00- 50.99	21.98
* 33 Perylene-d12						CAS #: 1520-96-3		
12.532	12.532	(1.000)	264	90008	0.80000		80.00- 120.00	100.00
12.528	12.532	(1.000)	260	20649			0.00- 52.82	22.94
34 Indeno[1,2,3-cd]pyrene						CAS #: 193-39-5		
13.573	13.554	(1.083)	276	6259	0.05000	0.046	80.00- 120.00	100.00
13.577	13.554	(1.083)	138	1243			0.00- 53.64	19.86
35 Dibenz[a,h]anthracene						CAS #: 53-70-3		
13.588	13.562	(1.084)	278	4678	0.05000	0.043	80.00- 120.00	100.00
13.588	13.562	(1.084)	139	520			0.00- 45.19	11.12
36 Benzo[g,h,i]perylene						CAS #: 191-24-2		
13.857	13.841	(1.106)	276	5740	0.05000	0.045	80.00- 120.00	100.00
13.853	13.841	(1.105)	138	1052			0.00- 49.06	18.33

QC Flag Legend

M - Compound response manually integrated.

Data File: \\Svecd04\DD\chem\smsd01.i\S1041012C.b\SIMCAL2.D
Date : 10-APR-2012 08:19
Client ID: SIMCAL2
Sample Info: 45402
Purge Volume: 1000.0
Column phase: HPMS-5

Instrument: smsd01.i
Operator: PEL
Column diameter: 0.25

482

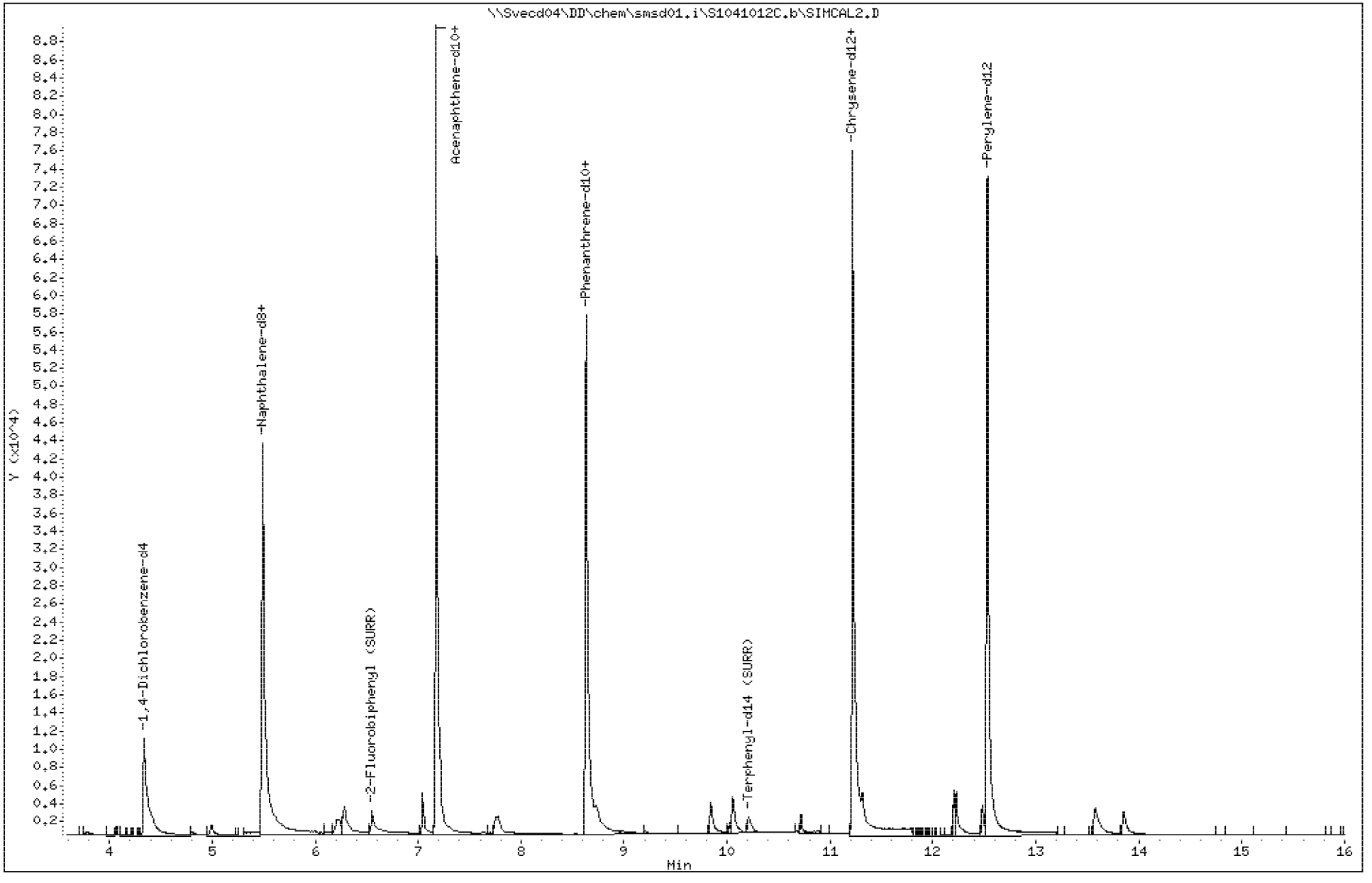

3505892

PEL Laboratories, Inc.

Data file : \\Svecd04\DD\chem\smsd01.i\S1041012C.b\SIMCAL3.D
Lab Smp Id: 45401 Client Smp ID: SIMCAL3
Inj Date : 10-APR-2012 08:43 MS Autotune Date: 19-MAR-2012 07:15
Operator : PEL Inst ID: smsd01.i
Smp Info : 45401
Misc Info :
Comment :
Method : \\Svecd04\DD\chem\smsd01.i\S1041012C.b\SIMBCSTR.m
Meth Date : 10-Apr-2012 14:09 mjacobs Quant Type: ISTD
Cal Date : 10-APR-2012 08:43 Cal File: SIMCAL3.D
Als bottle: 3 Calibration Sample, Level: 3
Dil Factor: 1.00000
Integrator: HP RTE Compound Sublist: pah.sub
Target Version: 4.14 Sample Matrix: WATER

Concentration Formula: Amt * DF * (1/(Vo/1000))*Vf * CpndVariable

Name	Value	Description
DF	1.000	Dilution Factor
Vo	1000.000	Volume of sample extracted (mL)
Vf	1.000	Final Volume
Cpnd Variable		Local Compound Variable

RT	EXP RT	REL RT	MASS	RESPONSE	AMOUNTS CAL-AMT (ug/ml)	AMOUNTS ON-COL (ug/ml)	TARGET RANGE	RATIO
* 3 1,4-Dichlorobenzene-d4						CAS #: 3855-82-1		
4.340	4.336	(1.000)	152	21450	0.80000		80.00- 120.00	100.00
4.340	4.336	(1.000)	115	12429			28.57- 88.57	57.94
* 5 Naphthalene-d8						CAS #: 1146-65-2		
5.492	5.484	(1.000)	136	85674	0.80000		80.00- 120.00	100.00
5.484	5.484	(1.000)	68	4820			0.00- 35.93	5.63
6 Naphthalene						CAS #: 91-20-3		
5.508	5.500	(1.003)	128	7705	0.07000	0.068	80.00- 120.00	100.00
5.508	5.500	(1.003)	129	794			0.00- 39.63	10.30
8 2-Methylnaphthalene						CAS #: 91-57-6		
6.208	6.166	(1.130)	142	3996	0.07000	0.060	80.00- 120.00	100.00
6.208	6.166	(1.130)	141	2948			51.95- 111.95	73.77
9 1-Methylnaphthalene						CAS #: 90-12-0		
6.282	6.261	(1.144)	142	5993	0.07000	0.071	80.00- 120.00	100.00
6.282	6.261	(1.144)	141	5369			52.51- 112.51	89.59
$ 10 2-Fluorobiphenyl (SURR)						CAS #: 321-60-8		
6.554	6.523	(0.914)	172	5567	0.07000	0.066	80.00- 120.00	100.00

```
                                          AMOUNTS
                                        CAL-AMT   ON-COL
  RT   EXP RT   REL RT   MASS  RESPONSE (ug/ml)  (ug/ml)   TARGET RANGE    RATIO
 ==== ======== ========  ====  ======== =======  =======   ============    =====

$  10 2-Fluorobiphenyl (SURR) (continued)
6.554    6.523 ( 0.914)   171      1863                     3.69-  63.69    33.47
--------------------------------------------------------------------------------
   12 Acenaphthylene                                CAS #: 208-96-8
7.043    7.034 ( 0.982)   152      6723 0.07000    0.065  80.00- 120.00   100.00
7.043    7.034 ( 0.982)   151      1304                     0.00-  49.24    19.40
--------------------------------------------------------------------------------
*  13 Acenaphthene-d10                              CAS #: 15067-26-2
7.175    7.175 ( 1.000)   164     49357 0.80000            80.00- 120.00   100.00
7.175    7.175 ( 1.000)   162     45943                    64.85- 124.85    93.08
--------------------------------------------------------------------------------
   14 Acenaphthene                                  CAS #: 83-32-9
7.210    7.201 ( 1.005)   153      5387 0.07000    0.070  80.00- 120.00   100.00
7.210    7.201 ( 1.005)   154      4611                    59.68- 119.68    85.59
--------------------------------------------------------------------------------
   16 Fluorene                                      CAS #: 86-73-7
7.773    7.720 ( 1.083)   166      4858 0.07000    0.065  80.00- 120.00   100.00(M)
7.773    7.720 ( 1.083)   165      4660                    47.62- 107.62    95.92
--------------------------------------------------------------------------------
*  17 Phenanthrene-d10                              CAS #: 1517-22-2
8.633    8.626 ( 1.000)   188     88621 0.80000            80.00- 120.00   100.00
8.626    8.626 ( 1.000)    94      7915                     0.00-  39.40     8.93
--------------------------------------------------------------------------------
   18 Phenanthrene                                  CAS #: 85-01-8
8.652    8.652 ( 1.002)   178      6995 0.07000    0.063  80.00- 120.00   100.00
8.652    8.652 ( 1.002)   179      1080                     0.00-  45.04    15.44
--------------------------------------------------------------------------------
   19 Anthracene                                    CAS #: 120-12-7
8.730    8.710 ( 1.011)   178      5589 0.07000    0.064  80.00- 120.00   100.00
8.730    8.710 ( 1.011)   179       781                     0.00-  44.80    13.97
--------------------------------------------------------------------------------
   21 Fluoranthene                                  CAS #: 206-44-0
9.842    9.823 ( 1.140)   202      7345 0.07000    0.060  80.00- 120.00   100.00
9.835    9.823 ( 1.139)   101       707                     0.00-  40.85     9.63
--------------------------------------------------------------------------------
   22 Pyrene                                        CAS #: 129-00-0
10.055  10.042 ( 0.896)   202      8519 0.07000    0.074  80.00- 120.00   100.00
10.055  10.042 ( 0.896)   200      1630                     0.00-  50.19    19.13
--------------------------------------------------------------------------------
$  23 Terphenyl-d14 (SURR)                          CAS #: 1718-51-0
10.206  10.193 ( 0.909)   244      5537 0.07000    0.071  80.00- 120.00   100.00
10.206  10.193 ( 0.909)   122       545                     0.00-  40.59     9.84
--------------------------------------------------------------------------------
   25 Benzo[a]anthracene                            CAS #: 56-55-3
11.215  11.209 ( 0.999)   228      4625 0.07000    0.061  80.00- 120.00   100.00
11.215  11.209 ( 0.999)   229       889                     0.00-  49.43    19.22
--------------------------------------------------------------------------------
*  26 Chrysene-d12                                  CAS #: 1719-03-5
11.222  11.222 ( 1.000)   240     82668 0.80000            80.00- 120.00   100.00(M)
11.215  11.222 ( 0.999)   120      9528                     0.00-  41.24    11.53
--------------------------------------------------------------------------------
   27 Chrysene                                      CAS #: 218-01-9
11.247  11.247 ( 1.002)   228     10335 0.07000    0.073  80.00- 120.00   100.00
```

RT	EXP RT	REL RT	MASS	RESPONSE	AMOUNTS CAL-AMT (ug/ml)	AMOUNTS ON-COL (ug/ml)	TARGET RANGE	RATIO
27 Chrysene (continued)								
11.247	11.247	(1.002)	226	2813			0.00- 54.11	27.22
30 Benzo[b]fluoranthene						CAS #: 205-99-2		
12.205	12.194	(0.974)	252	5981	0.07000	0.063	80.00- 120.00	100.00
12.205	12.194	(0.974)	253	1275			0.00- 51.13	21.32
31 Benzo[k]fluoranthene						CAS #: 207-08-9		
12.228	12.216	(0.976)	252	10614	0.07000	0.066	80.00- 120.00	100.00
12.228	12.216	(0.976)	253	2140			0.00- 51.67	20.16
32 Benzo[a]pyrene						CAS #: 50-32-8		
12.480	12.480	(0.996)	252	4968	0.07000	0.057	80.00- 120.00	100.00
12.480	12.480	(0.996)	253	1071			0.00- 50.99	21.56
* 33 Perylene-d12						CAS #: 1520-96-3		
12.532	12.532	(1.000)	264	84919	0.80000		80.00- 120.00	100.00
12.528	12.532	(1.000)	260	18967			0.00- 52.82	22.34
34 Indeno[1,2,3-cd]pyrene						CAS #: 193-39-5		
13.569	13.554	(1.083)	276	8379	0.07000	0.065	80.00- 120.00	100.00
13.569	13.554	(1.083)	138	1681			0.00- 53.64	20.06
35 Dibenz[a,h]anthracene						CAS #: 53-70-3		
13.584	13.562	(1.084)	278	6295	0.07000	0.061	80.00- 120.00	100.00
13.584	13.562	(1.084)	139	772			0.00- 45.19	12.26
36 Benzo[g,h,i]perylene						CAS #: 191-24-2		
13.849	13.841	(1.105)	276	7787	0.07000	0.064	80.00- 120.00	100.00
13.849	13.841	(1.105)	138	1573			0.00- 49.06	20.20

QC Flag Legend

M - Compound response manually integrated.

Data File: \\Svecd04\DD\chem\smsd01.i\S1041012C.b\SIMCAL3.D
Date : 10-APR-2012 08:43
Client ID: SIMCAL3
Sample Info: 45401
Purge Volume: 1000.0
Column phase: HPMS-5

Instrument: smsd01.i
Operator: PEL
Column diameter: 0.25

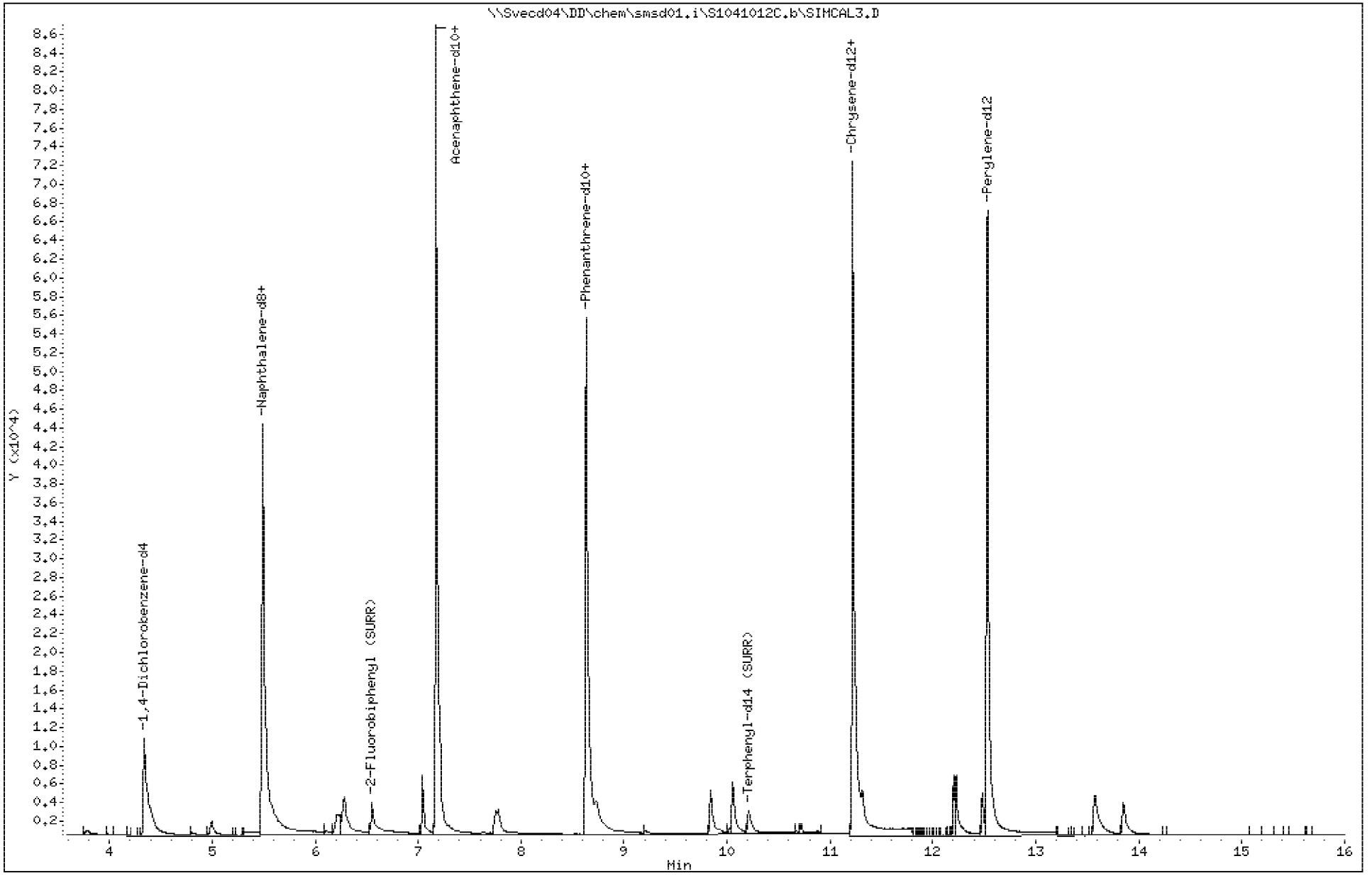

486

3505892

PEL Laboratories, Inc.

Data file : \\Svecd04\DD\chem\smsd01.i\S1041012C.b\SIMCAL4.D
Lab Smp Id: 45400 Client Smp ID: SIMCAL4
Inj Date : 10-APR-2012 09:06 MS Autotune Date: 19-MAR-2012 07:15
Operator : PEL Inst ID: smsd01.i
Smp Info : 45400
Misc Info :
Comment :
Method : \\Svecd04\DD\chem\smsd01.i\S1041012C.b\SIMBCSTR.m
Meth Date : 10-Apr-2012 14:09 mjacobs Quant Type: ISTD
Cal Date : 10-APR-2012 09:06 Cal File: SIMCAL4.D
Als bottle: 4 Calibration Sample, Level: 4
Dil Factor: 1.00000
Integrator: HP RTE Compound Sublist: pah.sub
Target Version: 4.14 Sample Matrix: WATER

Concentration Formula: Amt * DF * (1/(Vo/1000))*Vf * CpndVariable

Name	Value	Description
DF	1.000	Dilution Factor
Vo	1000.000	Volume of sample extracted (mL)
Vf	1.000	Final Volume
Cpnd Variable		Local Compound Variable

RT	EXP RT	REL RT	MASS	RESPONSE	AMOUNTS CAL-AMT (ug/ml)	AMOUNTS ON-COL (ug/ml)	TARGET RANGE	RATIO
* 3 1,4-Dichlorobenzene-d4						CAS #: 3855-82-1		
4.340	4.336	(1.000)	152	21656	0.80000		80.00- 120.00	100.00
4.340	4.336	(1.000)	115	12504			28.57- 88.57	57.74
* 5 Naphthalene-d8						CAS #: 1146-65-2		
5.484	5.484	(1.000)	136	86753	0.80000		80.00- 120.00	100.00
5.484	5.484	(1.000)	68	5477			0.00- 35.93	6.31
6 Naphthalene						CAS #: 91-20-3		
5.508	5.500	(1.004)	128	11382	0.10000	0.099	80.00- 120.00	100.00
5.508	5.500	(1.004)	129	1143			0.00- 39.63	10.04
8 2-Methylnaphthalene						CAS #: 91-57-6		
6.198	6.166	(1.130)	142	5900	0.10000	0.087	80.00- 120.00	100.00
6.198	6.166	(1.130)	141	4781			51.95- 111.95	81.03
9 1-Methylnaphthalene						CAS #: 90-12-0		
6.271	6.261	(1.143)	142	8956	0.10000	0.10	80.00- 120.00	100.00
6.271	6.261	(1.143)	141	7574			52.51- 112.51	84.57
$ 10 2-Fluorobiphenyl (SURR)						CAS #: 321-60-8		
6.555	6.523	(0.914)	172	8875	0.10000	0.10	80.00- 120.00	100.00

```
                                          AMOUNTS
                                        CAL-AMT   ON-COL
  RT   EXP RT   REL RT   MASS  RESPONSE (ug/ml)  (ug/ml)   TARGET RANGE    RATIO
 ==== ======== ========  ====  ======== =======  =======   ============    =====

$  10 2-Fluorobiphenyl (SURR) (continued)
6.544    6.523 ( 0.912)   171      2862                     3.69-  63.69    32.25
--------------------------------------------------------------------------------
   12 Acenaphthylene                                CAS #: 208-96-8
7.043    7.034 ( 0.982)   152      9805 0.10000    0.094  80.00- 120.00   100.00
7.043    7.034 ( 0.982)   151      1891                     0.00-  49.24    19.29
--------------------------------------------------------------------------------
*  13 Acenaphthene-d10                              CAS #: 15067-26-2
7.175    7.175 ( 1.000)   164     49952 0.80000            80.00- 120.00   100.00
7.175    7.175 ( 1.000)   162     47010                    64.85- 124.85    94.11
--------------------------------------------------------------------------------
   14 Acenaphthene                                  CAS #: 83-32-9
7.202    7.201 ( 1.004)   153      7698 0.10000    0.100  80.00- 120.00   100.00
7.210    7.201 ( 1.005)   154      6707                    59.68- 119.68    87.13
--------------------------------------------------------------------------------
   16 Fluorene                                      CAS #: 86-73-7
7.747    7.720 ( 1.080)   166      7282 0.10000    0.096  80.00- 120.00   100.00(M)
7.747    7.720 ( 1.080)   165      6680                    47.62- 107.62    91.73
--------------------------------------------------------------------------------
*  17 Phenanthrene-d10                              CAS #: 1517-22-2
8.633    8.626 ( 1.000)   188     88551 0.80000            80.00- 120.00   100.00
8.627    8.626 ( 1.000)    94      8146                     0.00-  39.40     9.20
--------------------------------------------------------------------------------
   18 Phenanthrene                                  CAS #: 85-01-8
8.653    8.652 ( 1.002)   178      9982 0.10000    0.090  80.00- 120.00   100.00
8.653    8.652 ( 1.002)   179      1498                     0.00-  45.04    15.01
--------------------------------------------------------------------------------
   19 Anthracene                                    CAS #: 120-12-7
8.724    8.710 ( 1.010)   178      8190 0.10000    0.094  80.00- 120.00   100.00
8.730    8.710 ( 1.011)   179      1047                     0.00-  44.80    12.78
--------------------------------------------------------------------------------
   21 Fluoranthene                                  CAS #: 206-44-0
9.836    9.823 ( 1.139)   202     10641 0.10000    0.087  80.00- 120.00   100.00
9.829    9.823 ( 1.139)   101      1096                     0.00-  40.85    10.30
--------------------------------------------------------------------------------
   22 Pyrene                                        CAS #: 129-00-0
10.055  10.042 ( 0.896)   202     12287 0.10000     0.10  80.00- 120.00   100.00
10.049  10.042 ( 0.895)   200      2550                     0.00-  50.19    20.75
--------------------------------------------------------------------------------
$  23 Terphenyl-d14 (SURR)                          CAS #: 1718-51-0
10.206  10.193 ( 0.909)   244      8176 0.10000     0.10  80.00- 120.00   100.00
10.200  10.193 ( 0.909)   122       873                     0.00-  40.59    10.68
--------------------------------------------------------------------------------
   25 Benzo[a]anthracene                            CAS #: 56-55-3
11.209  11.209 ( 0.999)   228      6820 0.10000    0.087  80.00- 120.00   100.00
11.209  11.209 ( 0.999)   229      1328                     0.00-  49.43    19.47
--------------------------------------------------------------------------------
*  26 Chrysene-d12                                  CAS #: 1719-03-5
11.222  11.222 ( 1.000)   240     85520 0.80000            80.00- 120.00   100.00(M)
11.216  11.222 ( 0.999)   120      9669                     0.00-  41.24    11.31
--------------------------------------------------------------------------------
   27 Chrysene                                      CAS #: 218-01-9
11.247  11.247 ( 1.002)   228     14828 0.10000     0.10  80.00- 120.00   100.00
```

RT	EXP RT	REL RT	MASS	RESPONSE	AMOUNTS CAL-AMT (ug/ml)	AMOUNTS ON-COL (ug/ml)	TARGET RANGE	RATIO
27 Chrysene (continued)								
11.247	11.247	(1.002)	226	4047			0.00- 54.11	27.29
30 Benzo[b]fluoranthene						CAS #: 205-99-2		
12.202	12.194	(0.974)	252	8511	0.10000	0.090	80.00- 120.00	100.00
12.202	12.194	(0.974)	253	1809			0.00- 51.13	21.25
31 Benzo[k]fluoranthene						CAS #: 207-08-9		
12.224	12.216	(0.976)	252	15509	0.10000	0.096	80.00- 120.00	100.00
12.224	12.216	(0.976)	253	3259			0.00- 51.67	21.01
32 Benzo[a]pyrene						CAS #: 50-32-8		
12.480	12.480	(0.996)	252	7593	0.10000	0.088	80.00- 120.00	100.00
12.480	12.480	(0.996)	253	1705			0.00- 50.99	22.45
* 33 Perylene-d12						CAS #: 1520-96-3		
12.528	12.532	(1.000)	264	85058	0.80000		80.00- 120.00	100.00
12.528	12.532	(1.000)	260	19744			0.00- 52.82	23.21
34 Indeno[1,2,3-cd]pyrene						CAS #: 193-39-5		
13.566	13.554	(1.083)	276	12072	0.10000	0.094	80.00- 120.00	100.00
13.566	13.554	(1.083)	138	2483			0.00- 53.64	20.57
35 Dibenz[a,h]anthracene						CAS #: 53-70-3		
13.581	13.562	(1.084)	278	9726	0.10000	0.094	80.00- 120.00	100.00
13.573	13.562	(1.083)	139	1321			0.00- 45.19	13.58
36 Benzo[g,h,i]perylene						CAS #: 191-24-2		
13.849	13.841	(1.105)	276	11077	0.10000	0.091	80.00- 120.00	100.00
13.845	13.841	(1.105)	138	2241			0.00- 49.06	20.23

QC Flag Legend

M - Compound response manually integrated.

Data File: \\Svecd04\DD\chem\smsd01.i\S1041012C.b\SIMCAL4.D
Date : 10-APR-2012 09:06
Client ID: SIMCAL4
Sample Info: 45400
Purge Volume: 1000.0
Column phase: HPMS-5

Instrument: smsd01.i
Operator: PEL
Column diameter: 0.25

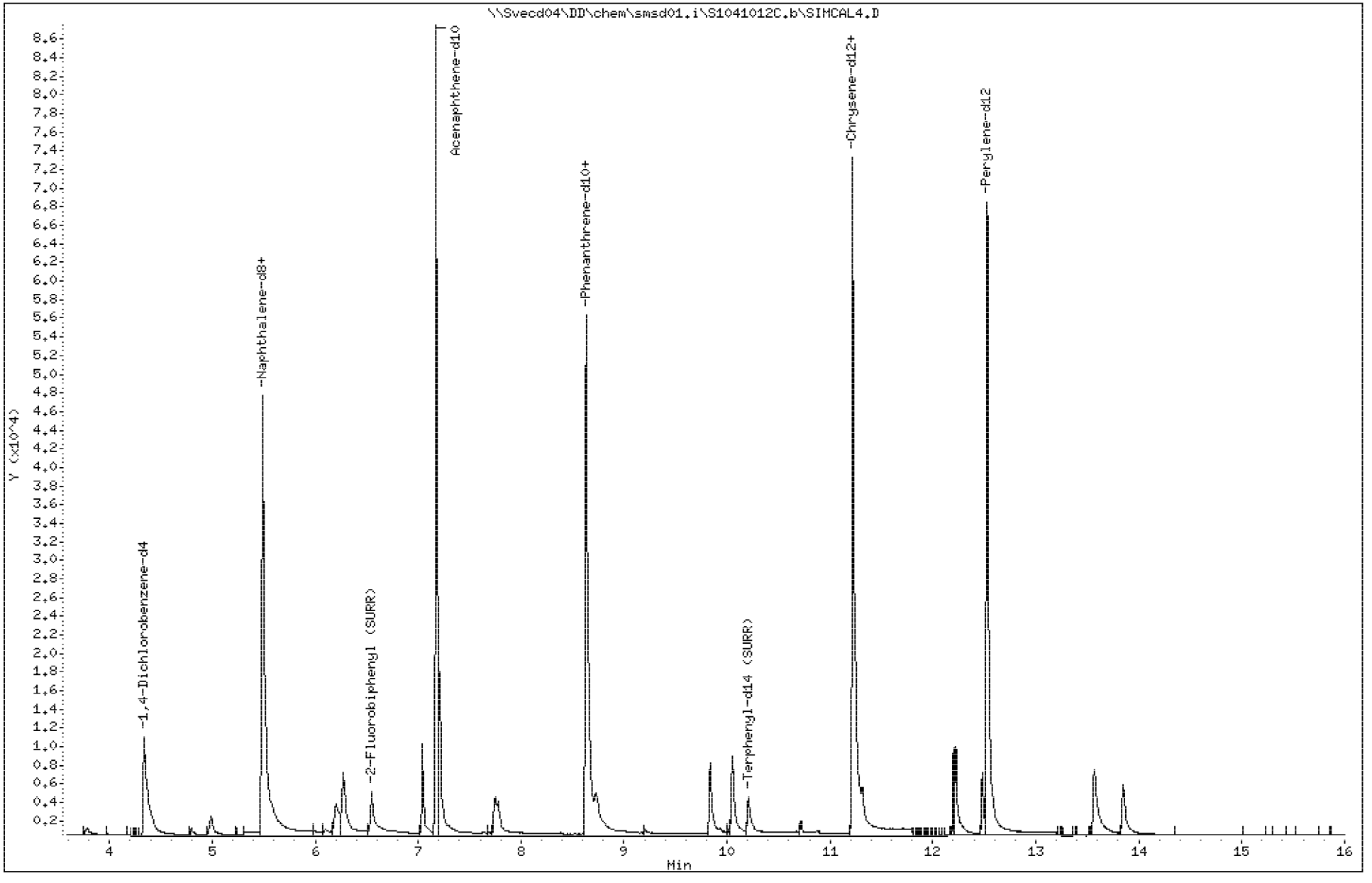

490

3505892

PEL Laboratories, Inc.

Data file : \\Svecd04\DD\chem\smsd01.i\S1041012C.b\SIMCAL5.D
Lab Smp Id: 45399 Client Smp ID: SIMCAL5
Inj Date : 10-APR-2012 09:30 MS Autotune Date: 19-MAR-2012 07:15
Operator : PEL Inst ID: smsd01.i
Smp Info : 45399
Misc Info :
Comment :
Method : \\Svecd04\DD\chem\smsd01.i\S1041012C.b\SIMBCSTR.m
Meth Date : 10-Apr-2012 14:09 mjacobs Quant Type: ISTD
Cal Date : 10-APR-2012 09:30 Cal File: SIMCAL5.D
Als bottle: 5 Calibration Sample, Level: 5
Dil Factor: 1.00000
Integrator: HP RTE Compound Sublist: pah.sub
Target Version: 4.14 Sample Matrix: WATER

Concentration Formula: Amt * DF * (1/(Vo/1000))*Vf * CpndVariable

Name	Value	Description
DF	1.000	Dilution Factor
Vo	1000.000	Volume of sample extracted (mL)
Vf	1.000	Final Volume
Cpnd Variable		Local Compound Variable

RT	EXP RT	REL RT	MASS	RESPONSE	AMOUNTS CAL-AMT (ug/ml)	AMOUNTS ON-COL (ug/ml)	TARGET RANGE	RATIO
* 3 1,4-Dichlorobenzene-d4							CAS #: 3855-82-1	
4.340	4.336	(1.000)	152	20732	0.80000		80.00- 120.00	100.00
4.336	4.336	(1.000)	115	12182			28.57- 88.57	58.76
* 5 Naphthalene-d8							CAS #: 1146-65-2	
5.484	5.484	(1.000)	136	84950	0.80000		80.00- 120.00	100.00
5.484	5.484	(1.000)	68	5216			0.00- 35.93	6.14
6 Naphthalene							CAS #: 91-20-3	
5.508	5.500	(1.004)	128	22216	0.20000	0.20	80.00- 120.00	100.00
5.508	5.500	(1.004)	129	2394			0.00- 39.63	10.78
8 2-Methylnaphthalene							CAS #: 91-57-6	
6.187	6.166	(1.128)	142	12130	0.20000	0.18	80.00- 120.00	100.00
6.187	6.166	(1.128)	141	9917			51.95- 111.95	81.76
9 1-Methylnaphthalene							CAS #: 90-12-0	
6.261	6.261	(1.142)	142	17167	0.20000	0.20	80.00- 120.00	100.00
6.261	6.261	(1.142)	141	14166			52.51- 112.51	82.52
$ 10 2-Fluorobiphenyl (SURR)							CAS #: 321-60-8	
6.544	6.523	(0.912)	172	16495	0.20000	0.20	80.00- 120.00	100.00

```
                                          AMOUNTS
                                        CAL-AMT   ON-COL
  RT   EXP RT   REL RT   MASS  RESPONSE (ug/ml)  (ug/ml)   TARGET RANGE    RATIO
 ==== ======== ========  ====  ======== =======  =======   ============    =====

$  10 2-Fluorobiphenyl (SURR) (continued)
6.533    6.523 ( 0.911)   171      5553                     3.69-  63.69    33.66
--------------------------------------------------------------------------------
   12 Acenaphthylene                                CAS #: 208-96-8
7.043    7.034 ( 0.982)   152     19034 0.20000     0.19  80.00- 120.00   100.00
7.043    7.034 ( 0.982)   151      3718                     0.00-  49.24    19.53
--------------------------------------------------------------------------------
*  13 Acenaphthene-d10                              CAS #: 15067-26-2
7.175    7.175 ( 1.000)   164     49069 0.80000            80.00- 120.00   100.00
7.175    7.175 ( 1.000)   162     45734                    64.85- 124.85    93.20
--------------------------------------------------------------------------------
   14 Acenaphthene                                  CAS #: 83-32-9
7.202    7.201 ( 1.004)   153     14605 0.20000     0.19  80.00- 120.00   100.00
7.202    7.201 ( 1.004)   154     13506                    59.68- 119.68    92.48
--------------------------------------------------------------------------------
   16 Fluorene                                      CAS #: 86-73-7
7.738    7.720 ( 1.078)   166     13851 0.20000     0.19  80.00- 120.00   100.00(M)
7.738    7.720 ( 1.078)   165     12530                    47.62- 107.62    90.46
--------------------------------------------------------------------------------
*  17 Phenanthrene-d10                              CAS #: 1517-22-2
8.633    8.626 ( 1.000)   188     79638 0.80000            80.00- 120.00   100.00
8.626    8.626 ( 1.000)    94      7866                     0.00-  39.40     9.88
--------------------------------------------------------------------------------
   18 Phenanthrene                                  CAS #: 85-01-8
8.652    8.652 ( 1.002)   178     19331 0.20000     0.19  80.00- 120.00   100.00
8.652    8.652 ( 1.002)   179      3013                     0.00-  45.04    15.59
--------------------------------------------------------------------------------
   19 Anthracene                                    CAS #: 120-12-7
8.717    8.710 ( 1.010)   178     15621 0.20000     0.20  80.00- 120.00   100.00
8.717    8.710 ( 1.010)   179      2297                     0.00-  44.80    14.70
--------------------------------------------------------------------------------
   21 Fluoranthene                                  CAS #: 206-44-0
9.829    9.823 ( 1.139)   202     21254 0.20000     0.19  80.00- 120.00   100.00
9.823    9.823 ( 1.138)   101      2220                     0.00-  40.85    10.45
--------------------------------------------------------------------------------
   22 Pyrene                                        CAS #: 129-00-0
10.049  10.042 ( 0.895)   202     23257 0.20000     0.20  80.00- 120.00   100.00
10.049  10.042 ( 0.895)   200      4675                     0.00-  50.19    20.10
--------------------------------------------------------------------------------
$  23 Terphenyl-d14 (SURR)                          CAS #: 1718-51-0
10.199  10.193 ( 0.909)   244     16123 0.20000     0.20  80.00- 120.00   100.00
10.199  10.193 ( 0.909)   122      1711                     0.00-  40.59    10.61
--------------------------------------------------------------------------------
   25 Benzo[a]anthracene                            CAS #: 56-55-3
11.209  11.209 ( 0.999)   228     13906 0.20000     0.18  80.00- 120.00   100.00
11.209  11.209 ( 0.999)   229      2689                     0.00-  49.43    19.34
--------------------------------------------------------------------------------
*  26 Chrysene-d12                                  CAS #: 1719-03-5
11.222  11.222 ( 1.000)   240     85150 0.80000            80.00- 120.00   100.00
11.215  11.222 ( 1.000)   120      9515                     0.00-  41.24    11.17
--------------------------------------------------------------------------------
   27 Chrysene                                      CAS #: 218-01-9
11.247  11.247 ( 1.002)   228     28757 0.20000     0.20  80.00- 120.00   100.00(M)
```

RT	EXP RT	REL RT	MASS	RESPONSE	AMOUNTS CAL-AMT (ug/ml)	AMOUNTS ON-COL (ug/ml)	TARGET RANGE	RATIO
27 Chrysene (continued)								
11.247	11.247	(1.002)	226	7751			0.00- 54.11	26.95
30 Benzo[b]fluoranthene						CAS #: 205-99-2		
12.198	12.194	(0.973)	252	16582	0.20000	0.18	80.00- 120.00	100.00
12.198	12.194	(0.973)	253	3966			0.00- 51.13	23.92
31 Benzo[k]fluoranthene						CAS #: 207-08-9		
12.224	12.216	(0.975)	252	30608	0.20000	0.19	80.00- 120.00	100.00
12.224	12.216	(0.975)	253	6238			0.00- 51.67	20.38
32 Benzo[a]pyrene						CAS #: 50-32-8		
12.480	12.480	(0.996)	252	15573	0.20000	0.18	80.00- 120.00	100.00
12.480	12.480	(0.996)	253	3461			0.00- 50.99	22.22
* 33 Perylene-d12						CAS #: 1520-96-3		
12.532	12.532	(1.000)	264	82967	0.80000		80.00- 120.00	100.00
12.532	12.532	(1.000)	260	18956			0.00- 52.82	22.85
34 Indeno[1,2,3-cd]pyrene						CAS #: 193-39-5		
13.562	13.554	(1.082)	276	23686	0.20000	0.19	80.00- 120.00	100.00
13.558	13.554	(1.082)	138	5435			0.00- 53.64	22.95
35 Dibenz[a,h]anthracene						CAS #: 53-70-3		
13.569	13.562	(1.083)	278	18197	0.20000	0.18	80.00- 120.00	100.00
13.569	13.562	(1.083)	139	2475			0.00- 45.19	13.60
36 Benzo[g,h,i]perylene						CAS #: 191-24-2		
13.845	13.841	(1.105)	276	21574	0.20000	0.18	80.00- 120.00	100.00
13.845	13.841	(1.105)	138	4365			0.00- 49.06	20.23

QC Flag Legend

M - Compound response manually integrated.

Data File: \\Svecd04\DD\chem\smsd01.i\S1041012C.b\SIMCAL5.D
Date : 10-APR-2012 09:30
Client ID: SIMCAL5
Sample Info: 45399
Purge Volume: 1000.0
Column phase: HPMS-5

Instrument: smsd01.i
Operator: PEL
Column diameter: 0.25

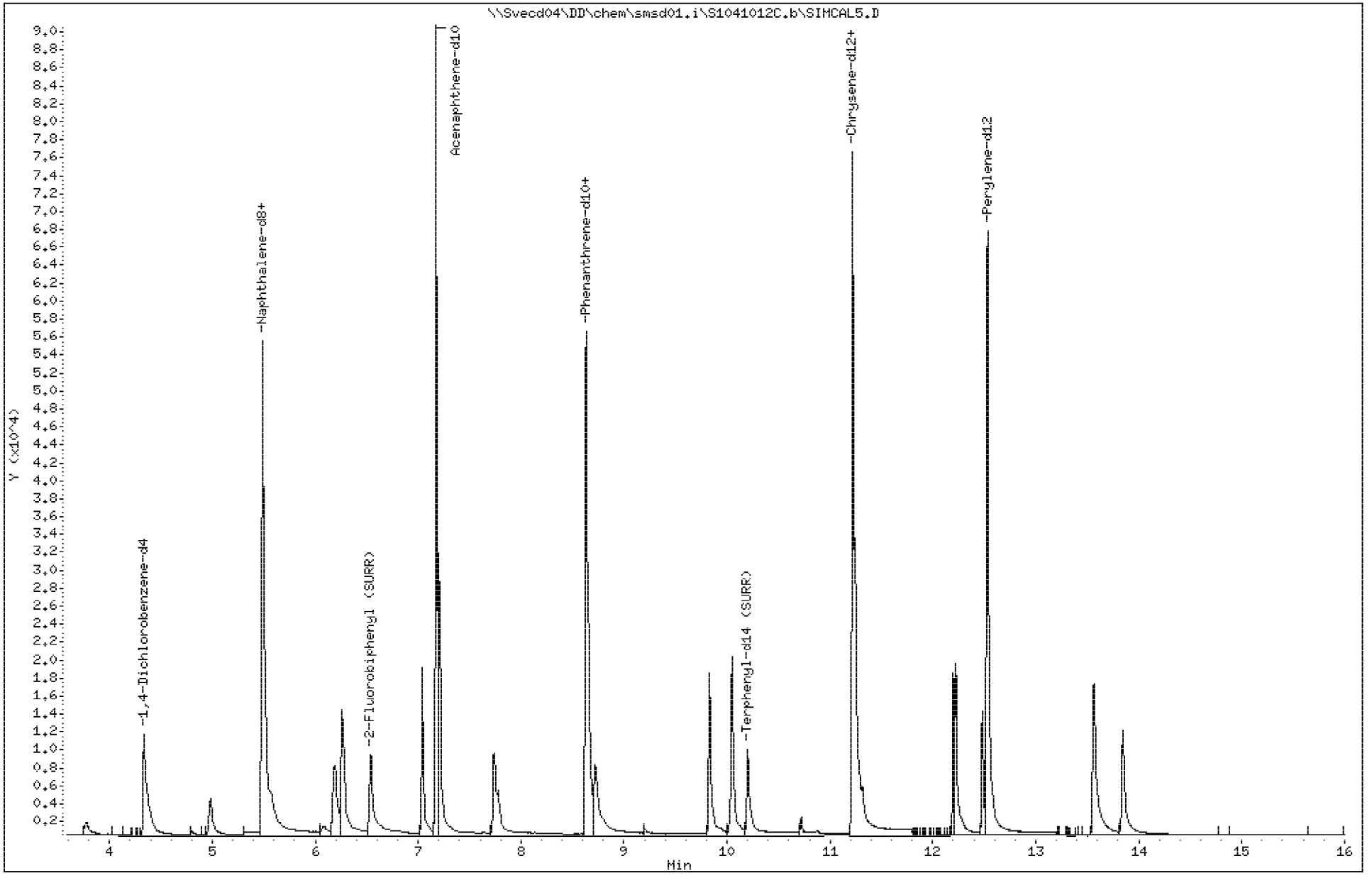

494

3505892

PEL Laboratories, Inc.

Data file : \\Svecd04\DD\chem\smsd01.i\S1041012C.b\SIMCAL6.D
Lab Smp Id: 45772 Client Smp ID: SIMCAL6
Inj Date : 10-APR-2012 09:54 MS Autotune Date: 19-MAR-2012 07:15
Operator : PEL Inst ID: smsd01.i
Smp Info : 45772
Misc Info :
Comment :
Method : \\Svecd04\DD\chem\smsd01.i\S1041012C.b\SIMBCSTR.m
Meth Date : 10-Apr-2012 14:09 mjacobs Quant Type: ISTD
Cal Date : 10-APR-2012 09:54 Cal File: SIMCAL6.D
Als bottle: 6 Calibration Sample, Level: 6
Dil Factor: 1.00000
Integrator: HP RTE Compound Sublist: pah.sub
Target Version: 4.14 Sample Matrix: WATER

Concentration Formula: Amt * DF * (1/(Vo/1000))*Vf * CpndVariable

Name	Value	Description
DF	1.000	Dilution Factor
Vo	1000.000	Volume of sample extracted (mL)
Vf	1.000	Final Volume
Cpnd Variable		Local Compound Variable

RT	EXP RT	REL RT	MASS	RESPONSE	AMOUNTS CAL-AMT (ug/ml)	AMOUNTS ON-COL (ug/ml)	TARGET RANGE	RATIO
* 3 1,4-Dichlorobenzene-d4						CAS #: 3855-82-1		
4.336	4.336	(1.000)	152	21723	0.80000		80.00- 120.00	100.00
4.331	4.336	(1.000)	115	12723			28.57- 88.57	58.57
* 5 Naphthalene-d8						CAS #: 1146-65-2		
5.484	5.484	(1.000)	136	83567	0.80000		80.00- 120.00	100.00
5.484	5.484	(1.000)	68	4954			0.00- 35.93	5.93
6 Naphthalene						CAS #: 91-20-3		
5.500	5.500	(1.003)	128	55949	0.50000	0.51	80.00- 120.00	100.00
5.500	5.500	(1.003)	129	5387			0.00- 39.63	9.63
8 2-Methylnaphthalene						CAS #: 91-57-6		
6.166	6.166	(1.124)	142	33926	0.50000	0.52	80.00- 120.00	100.00
6.166	6.166	(1.124)	141	27804			51.95- 111.95	81.95
9 1-Methylnaphthalene						CAS #: 90-12-0		
6.261	6.261	(1.142)	142	41806	0.50000	0.50	80.00- 120.00	100.00
6.261	6.261	(1.142)	141	34496			52.51- 112.51	82.51
$ 10 2-Fluorobiphenyl (SURR)						CAS #: 321-60-8		
6.523	6.523	(0.909)	172	39514	0.50000	0.47	80.00- 120.00	100.00

```
                                          AMOUNTS
                                        CAL-AMT   ON-COL
  RT   EXP RT   REL RT   MASS  RESPONSE (ug/ml)  (ug/ml)   TARGET RANGE    RATIO
 ==== ======== ========  ====  ======== =======  =======   ============    =====

$  10 2-Fluorobiphenyl (SURR) (continued)
6.523    6.523 ( 0.909)   171     13314                     3.69-  63.69    33.69
--------------------------------------------------------------------------------
   12 Acenaphthylene                                CAS #: 208-96-8
7.034    7.034 ( 0.980)   152     50958 0.50000     0.50  80.00- 120.00   100.00
7.034    7.034 ( 0.980)   151      9803                     0.00-  49.24    19.24
--------------------------------------------------------------------------------
*  13 Acenaphthene-d10                              CAS #: 15067-26-2
7.175    7.175 ( 1.000)   164     49021 0.80000           80.00- 120.00   100.00
7.175    7.175 ( 1.000)   162     46497                   64.85- 124.85    94.85
--------------------------------------------------------------------------------
   14 Acenaphthene                                  CAS #: 83-32-9
7.201    7.201 ( 1.004)   153     37752 0.50000     0.50  80.00- 120.00   100.00
7.201    7.201 ( 1.004)   154     33855                   59.68- 119.68    89.68
--------------------------------------------------------------------------------
   16 Fluorene                                      CAS #: 86-73-7
7.720    7.720 ( 1.076)   166     36459 0.50000     0.49  80.00- 120.00   100.00(M)
7.720    7.720 ( 1.076)   165     28301                   47.62- 107.62    77.62
--------------------------------------------------------------------------------
*  17 Phenanthrene-d10                              CAS #: 1517-22-2
8.626    8.626 ( 1.000)   188     83459 0.80000           80.00- 120.00   100.00
8.626    8.626 ( 1.000)    94      7846                     0.00-  39.40     9.40
--------------------------------------------------------------------------------
   18 Phenanthrene                                  CAS #: 85-01-8
8.652    8.652 ( 1.003)   178     52849 0.50000     0.51  80.00- 120.00   100.00
8.652    8.652 ( 1.003)   179      7948                     0.00-  45.04    15.04
--------------------------------------------------------------------------------
   19 Anthracene                                    CAS #: 120-12-7
8.710    8.710 ( 1.010)   178     41555 0.50000     0.51  80.00- 120.00   100.00
8.710    8.710 ( 1.010)   179      6152                     0.00-  44.80    14.80
--------------------------------------------------------------------------------
   21 Fluoranthene                                  CAS #: 206-44-0
9.823    9.823 ( 1.139)   202     58611 0.50000     0.51  80.00- 120.00   100.00
9.817    9.823 ( 1.138)   101      6362                     0.00-  40.85    10.85
--------------------------------------------------------------------------------
   22 Pyrene                                        CAS #: 129-00-0
10.042  10.042 ( 0.895)   202     60714 0.50000     0.49  80.00- 120.00   100.00
10.042  10.042 ( 0.895)   200     12257                     0.00-  50.19    20.19
--------------------------------------------------------------------------------
$  23 Terphenyl-d14 (SURR)                          CAS #: 1718-51-0
10.193  10.193 ( 0.908)   244     43758 0.50000     0.52  80.00- 120.00   100.00
10.193  10.193 ( 0.908)   122      4635                     0.00-  40.59    10.59
--------------------------------------------------------------------------------
   25 Benzo[a]anthracene                            CAS #: 56-55-3
11.209  11.209 ( 0.999)   228     40858 0.50000     0.52  80.00- 120.00   100.00
11.209  11.209 ( 0.999)   229      7937                     0.00-  49.43    19.43
--------------------------------------------------------------------------------
*  26 Chrysene-d12                                  CAS #: 1719-03-5
11.222  11.222 ( 1.000)   240     88087 0.80000           80.00- 120.00   100.00(M)
11.215  11.222 ( 0.999)   120      9901                     0.00-  41.24    11.24
--------------------------------------------------------------------------------
   27 Chrysene                                      CAS #: 218-01-9
11.247  11.247 ( 1.002)   228     81734 0.50000     0.54  80.00- 120.00   100.00
```

RT	EXP RT	REL RT	MASS	RESPONSE	AMOUNTS CAL-AMT (ug/ml)	AMOUNTS ON-COL (ug/ml)	TARGET RANGE	RATIO
27 Chrysene (continued)								
11.240	11.247	(1.002)	226	19704			0.00- 54.11	24.11
30 Benzo[b]fluoranthene						CAS #: 205-99-2		
12.194	12.194	(0.973)	252	49538	0.50000	0.52	80.00- 120.00	100.00
12.194	12.194	(0.973)	253	10467			0.00- 51.13	21.13
31 Benzo[k]fluoranthene						CAS #: 207-08-9		
12.216	12.216	(0.975)	252	80409	0.50000	0.50	80.00- 120.00	100.00
12.216	12.216	(0.975)	253	17426			0.00- 51.67	21.67
32 Benzo[a]pyrene						CAS #: 50-32-8		
12.480	12.480	(0.996)	252	44188	0.50000	0.53	80.00- 120.00	100.00(M)
12.480	12.480	(0.996)	253	9275			0.00- 50.99	20.99
* 33 Perylene-d12						CAS #: 1520-96-3		
12.532	12.532	(1.000)	264	84480	0.80000		80.00- 120.00	100.00
12.528	12.532	(1.000)	260	19277			0.00- 52.82	22.82
34 Indeno[1,2,3-cd]pyrene						CAS #: 193-39-5		
13.554	13.554	(1.082)	276	65086	0.50000	0.51	80.00- 120.00	100.00
13.554	13.554	(1.082)	138	15384			0.00- 53.64	23.64
35 Dibenz[a,h]anthracene						CAS #: 53-70-3		
13.562	13.562	(1.082)	278	52535	0.50000	0.52	80.00- 120.00	100.00
13.558	13.562	(1.082)	139	7979			0.00- 45.19	15.19
36 Benzo[g,h,i]perylene						CAS #: 191-24-2		
13.841	13.841	(1.104)	276	63292	0.50000	0.53	80.00- 120.00	100.00
13.841	13.841	(1.104)	138	12063			0.00- 49.06	19.06

QC Flag Legend

M - Compound response manually integrated.

Data File: \\Svecd04\DD\chem\smsd01.i\S1041012C.b\SIMCAL6.D

Date : 10-APR-2012 09:54

Client ID: SIMCAL6

Instrument: smsd01.i

Sample Info: 45772

Purge Volume: 1000.0

Operator: PEL

Column phase: HPMS-5

Column diameter: 0.25

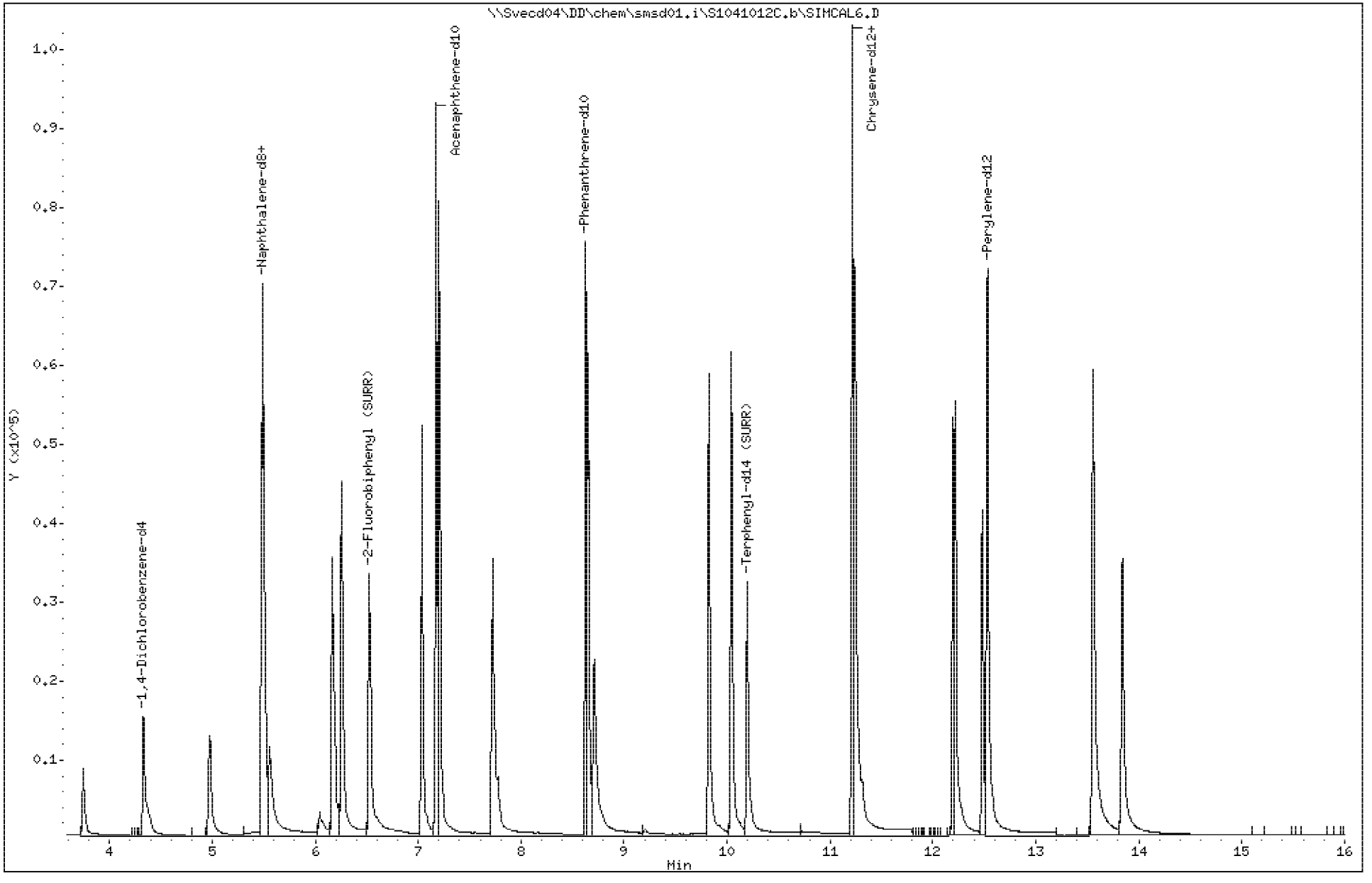

498

3505892

PEL Laboratories, Inc.

Data file : \\Svecd04\DD\chem\smsd01.i\S1041012C.b\SIMCAL7.D
Lab Smp Id: 45397 Client Smp ID: SIMCAL7
Inj Date : 10-APR-2012 10:17 MS Autotune Date: 19-MAR-2012 07:15
Operator : PEL Inst ID: smsd01.i
Smp Info : 45397
Misc Info :
Comment :
Method : \\Svecd04\DD\chem\smsd01.i\S1041012C.b\SIMBCSTR.m
Meth Date : 10-Apr-2012 14:09 mjacobs Quant Type: ISTD
Cal Date : 10-APR-2012 10:17 Cal File: SIMCAL7.D
Als bottle: 7 Calibration Sample, Level: 7
Dil Factor: 1.00000
Integrator: HP RTE Compound Sublist: pah.sub
Target Version: 4.14 Sample Matrix: WATER

Concentration Formula: Amt * DF * (1/(Vo/1000))*Vf * CpndVariable

Name	Value	Description
DF	1.000	Dilution Factor
Vo	1000.000	Volume of sample extracted (mL)
Vf	1.000	Final Volume
Cpnd Variable		Local Compound Variable

RT	EXP RT	REL RT	MASS	RESPONSE	AMOUNTS CAL-AMT (ug/ml)	AMOUNTS ON-COL (ug/ml)	TARGET RANGE	RATIO
* 3 1,4-Dichlorobenzene-d4						CAS #: 3855-82-1		
4.336	4.336	(1.000)	152	23125	0.80000		80.00- 120.00	100.00
4.331	4.336	(1.000)	115	13839			28.57- 88.57	59.84
* 5 Naphthalene-d8						CAS #: 1146-65-2		
5.484	5.484	(1.000)	136	87941	0.80000		80.00- 120.00	100.00
5.484	5.484	(1.000)	68	5267			0.00- 35.93	5.99
6 Naphthalene						CAS #: 91-20-3		
5.500	5.500	(1.003)	128	80298	0.70000	0.69	80.00- 120.00	100.00
5.500	5.500	(1.003)	129	8063			0.00- 39.63	10.04
8 2-Methylnaphthalene						CAS #: 91-57-6		
6.166	6.166	(1.124)	142	50200	0.70000	0.73	80.00- 120.00	100.00
6.166	6.166	(1.124)	141	41600			51.95- 111.95	82.87
9 1-Methylnaphthalene						CAS #: 90-12-0		
6.261	6.261	(1.142)	142	57111	0.70000	0.66	80.00- 120.00	100.00
6.250	6.261	(1.140)	141	48961			52.51- 112.51	85.73
$ 10 2-Fluorobiphenyl (SURR)						CAS #: 321-60-8		
6.523	6.523	(0.909)	172	57157	0.70000	0.67	80.00- 120.00	100.00

```
                                          AMOUNTS
                                        CAL-AMT   ON-COL
  RT   EXP RT   REL RT   MASS  RESPONSE (ug/ml)  (ug/ml)   TARGET RANGE    RATIO
 ==== ======== ========  ====  ======== =======  =======   ============    =====

$  10 2-Fluorobiphenyl (SURR) (continued)
6.523    6.523 ( 0.909)   171     21053                     3.69-  63.69    36.83
--------------------------------------------------------------------------------
   12 Acenaphthylene                                CAS #: 208-96-8
7.034    7.034 ( 0.980)   152     72295 0.70000     0.69  80.00- 120.00   100.00
7.034    7.034 ( 0.980)   151     13919                    0.00-  49.24    19.25
--------------------------------------------------------------------------------
*  13 Acenaphthene-d10                              CAS #: 15067-26-2
7.175    7.175 ( 1.000)   164     50220 0.80000           80.00- 120.00   100.00
7.175    7.175 ( 1.000)   162     47106                   64.85- 124.85    93.80
--------------------------------------------------------------------------------
   14 Acenaphthene                                  CAS #: 83-32-9
7.202    7.201 ( 1.004)   153     53678 0.70000     0.69  80.00- 120.00   100.00
7.202    7.201 ( 1.004)   154     47777                   59.68- 119.68    89.01
--------------------------------------------------------------------------------
   16 Fluorene                                      CAS #: 86-73-7
7.721    7.720 ( 1.076)   166     50810 0.70000     0.67  80.00- 120.00   100.00(M)
7.721    7.720 ( 1.076)   165     42286                   47.62- 107.62    83.22
--------------------------------------------------------------------------------
*  17 Phenanthrene-d10                              CAS #: 1517-22-2
8.627    8.626 ( 1.000)   188     85557 0.80000           80.00- 120.00   100.00
8.627    8.626 ( 1.000)    94      7574                    0.00-  39.40     8.85
--------------------------------------------------------------------------------
   18 Phenanthrene                                  CAS #: 85-01-8
8.652    8.652 ( 1.003)   178     75421 0.70000     0.71  80.00- 120.00   100.00
8.652    8.652 ( 1.003)   179     11323                    0.00-  45.04    15.01
--------------------------------------------------------------------------------
   19 Anthracene                                    CAS #: 120-12-7
8.704    8.710 ( 1.009)   178     59607 0.70000     0.71  80.00- 120.00   100.00
8.704    8.710 ( 1.009)   179      8897                    0.00-  44.80    14.93
--------------------------------------------------------------------------------
   21 Fluoranthene                                  CAS #: 206-44-0
9.823    9.823 ( 1.139)   202     82373 0.70000     0.70  80.00- 120.00   100.00
9.817    9.823 ( 1.138)   101      8914                    0.00-  40.85    10.82
--------------------------------------------------------------------------------
   22 Pyrene                                        CAS #: 129-00-0
10.043  10.042 ( 0.895)   202     89489 0.70000     0.71  80.00- 120.00   100.00
10.043  10.042 ( 0.895)   200     17690                    0.00-  50.19    19.77
--------------------------------------------------------------------------------
$  23 Terphenyl-d14 (SURR)                          CAS #: 1718-51-0
10.193  10.193 ( 0.909)   244     60779 0.70000     0.71  80.00- 120.00   100.00
10.187  10.193 ( 0.908)   122      6465                    0.00-  40.59    10.64
--------------------------------------------------------------------------------
   25 Benzo[a]anthracene                            CAS #: 56-55-3
11.209  11.209 ( 0.999)   228     62595 0.70000     0.76  80.00- 120.00   100.00
11.209  11.209 ( 0.999)   229     12010                    0.00-  49.43    19.19
--------------------------------------------------------------------------------
*  26 Chrysene-d12                                  CAS #: 1719-03-5
11.216  11.222 ( 1.000)   240     90383 0.80000           80.00- 120.00   100.00(M)
11.216  11.222 ( 1.000)   120      9871                    0.00-  41.24    10.92
--------------------------------------------------------------------------------
   27 Chrysene                                      CAS #: 218-01-9
11.241  11.247 ( 1.002)   228    111867 0.70000     0.73  80.00- 120.00   100.00
```

RT	EXP RT	REL RT	MASS	RESPONSE	AMOUNTS CAL-AMT (ug/ml)	AMOUNTS ON-COL (ug/ml)	TARGET RANGE	RATIO
27 Chrysene (continued)								
11.241	11.247	(1.002)	226	25695			0.00- 54.11	22.97
30 Benzo[b]fluoranthene						CAS #: 205-99-2		
12.191	12.194	(0.973)	252	68464	0.70000	0.70	80.00- 120.00	100.00
12.191	12.194	(0.973)	253	16220			0.00- 51.13	23.69
31 Benzo[k]fluoranthene						CAS #: 207-08-9		
12.217	12.216	(0.975)	252	117345	0.70000	0.71	80.00- 120.00	100.00
12.217	12.216	(0.975)	253	23845			0.00- 51.67	20.32
32 Benzo[a]pyrene						CAS #: 50-32-8		
12.476	12.480	(0.996)	252	65038	0.70000	0.73	80.00- 120.00	100.00(M)
12.480	12.480	(0.996)	253	14106			0.00- 50.99	21.69
* 33 Perylene-d12						CAS #: 1520-96-3		
12.532	12.532	(1.000)	264	87566	0.80000		80.00- 120.00	100.00
12.528	12.532	(1.000)	260	19936			0.00- 52.82	22.77
34 Indeno[1,2,3-cd]pyrene						CAS #: 193-39-5		
13.551	13.554	(1.081)	276	94275	0.70000	0.71	80.00- 120.00	100.00
13.551	13.554	(1.081)	138	22125			0.00- 53.64	23.47
35 Dibenz[a,h]anthracene						CAS #: 53-70-3		
13.558	13.562	(1.082)	278	78332	0.70000	0.73	80.00- 120.00	100.00
13.558	13.562	(1.082)	139	11595			0.00- 45.19	14.80
36 Benzo[g,h,i]perylene						CAS #: 191-24-2		
13.838	13.841	(1.104)	276	87220	0.70000	0.70	80.00- 120.00	100.00
13.838	13.841	(1.104)	138	17643			0.00- 49.06	20.23

QC Flag Legend

M - Compound response manually integrated.

Data File: \\Svecd04\DD\chem\smsd01.i\S1041012C.b\SIMCAL7.D

Date : 10-APR-2012 10:17

Client ID: SIMCAL7

Instrument: smsd01.i

Sample Info: 45397

Purge Volume: 1000.0

Operator: PEL

Column phase: HPMS-5

Column diameter: 0.25

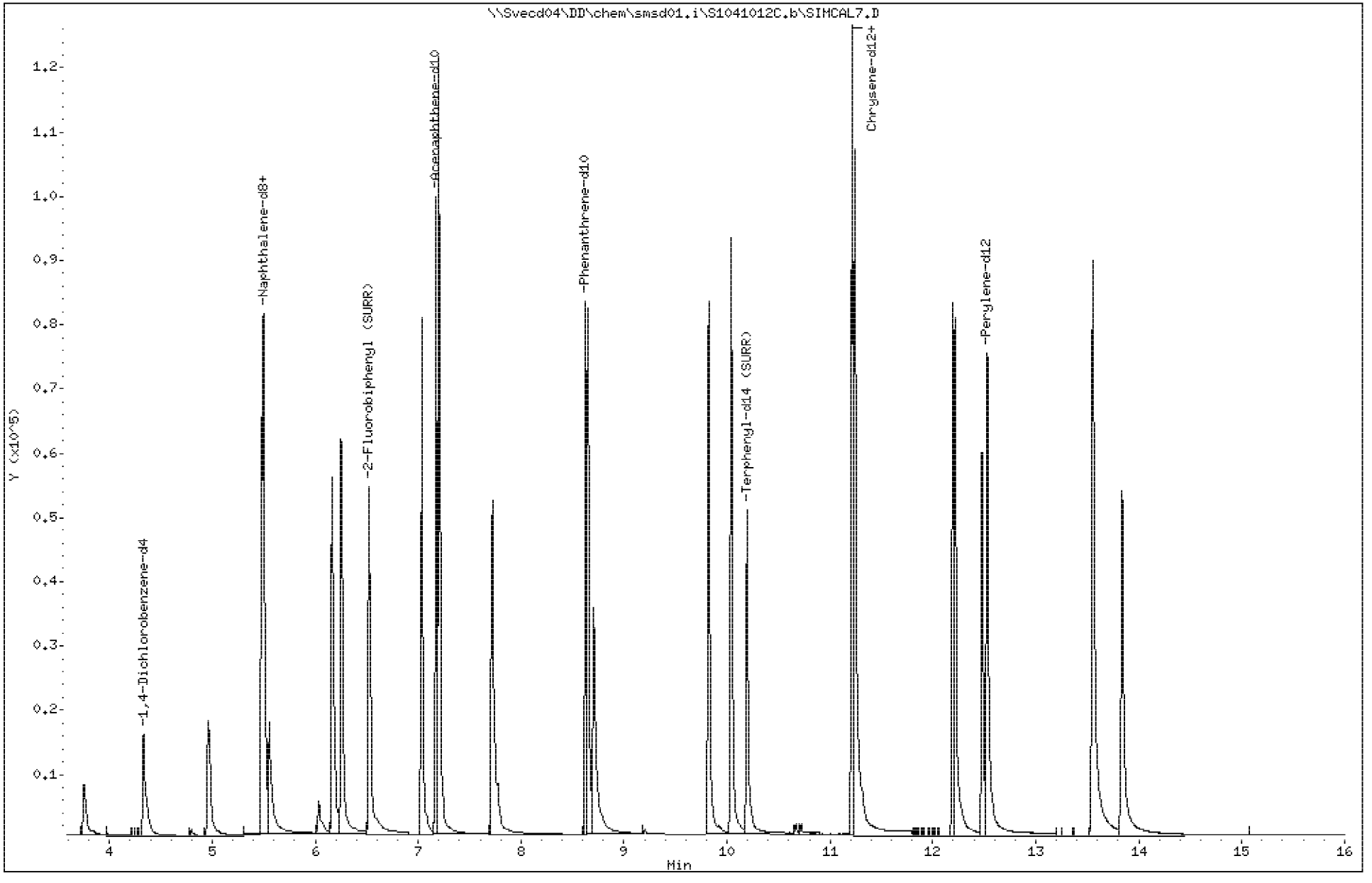

502

3505892

PEL Laboratories, Inc.

Data file : \\Svecd04\DD\chem\smsd01.i\S1041012C.b\SIMCAL8.D
Lab Smp Id: 45396 Client Smp ID: SIMCAL8
Inj Date : 10-APR-2012 10:41 MS Autotune Date: 19-MAR-2012 07:15
Operator : PEL Inst ID: smsd01.i
Smp Info : 45396
Misc Info :
Comment :
Method : \\Svecd04\DD\chem\smsd01.i\S1041012C.b\SIMBCSTR.m
Meth Date : 10-Apr-2012 14:09 mjacobs Quant Type: ISTD
Cal Date : 10-APR-2012 10:41 Cal File: SIMCAL8.D
Als bottle: 8 Calibration Sample, Level: 8
Dil Factor: 1.00000
Integrator: HP RTE Compound Sublist: pah.sub
Target Version: 4.14 Sample Matrix: WATER

Concentration Formula: Amt * DF * (1/(Vo/1000))*Vf * CpndVariable

Name	Value	Description
DF	1.000	Dilution Factor
Vo	1000.000	Volume of sample extracted (mL)
Vf	1.000	Final Volume
Cpnd Variable		Local Compound Variable

RT	EXP RT	REL RT	MASS	RESPONSE	AMOUNTS CAL-AMT (ug/ml)	AMOUNTS ON-COL (ug/ml)	TARGET RANGE	RATIO
* 3 1,4-Dichlorobenzene-d4						CAS #: 3855-82-1		
4.331	4.336	(1.000)	152	22805	0.80000		80.00- 120.00	100.00
4.331	4.336	(1.000)	115	13303			28.57- 88.57	58.33
* 5 Naphthalene-d8						CAS #: 1146-65-2		
5.484	5.484	(1.000)	136	81969	0.80000		80.00- 120.00	100.00
5.477	5.484	(1.000)	68	5111			0.00- 35.93	6.24
6 Naphthalene						CAS #: 91-20-3		
5.500	5.500	(1.003)	128	114755	1.00000	1.1	80.00- 120.00	100.00
5.500	5.500	(1.003)	129	11282			0.00- 39.63	9.83
8 2-Methylnaphthalene						CAS #: 91-57-6		
6.166	6.166	(1.124)	142	73162	1.00000	1.1	80.00- 120.00	100.00
6.156	6.166	(1.122)	141	60389			51.95- 111.95	82.54
9 1-Methylnaphthalene						CAS #: 90-12-0		
6.250	6.261	(1.140)	142	80677	1.00000	0.99	80.00- 120.00	100.00
6.250	6.261	(1.140)	141	69656			52.51- 112.51	86.34
$ 10 2-Fluorobiphenyl (SURR)						CAS #: 321-60-8		
6.523	6.523	(0.909)	172	82616	1.00000	0.97	80.00- 120.00	100.00

```
                                          AMOUNTS
                                        CAL-AMT   ON-COL
  RT   EXP RT   REL RT   MASS  RESPONSE (ug/ml)  (ug/ml)   TARGET RANGE    RATIO
 ==== ======== ========  ====  ======== =======  =======   ============    =====

$  10 2-Fluorobiphenyl (SURR) (continued)
6.523    6.523 ( 0.909)   171     27702                     3.69-  63.69    33.53
--------------------------------------------------------------------------------
   12 Acenaphthylene                                CAS #: 208-96-8
7.034    7.034 ( 0.980)   152    104453 1.00000      1.0  80.00- 120.00   100.00
7.034    7.034 ( 0.980)   151     19965                    0.00-  49.24    19.11
--------------------------------------------------------------------------------
*  13 Acenaphthene-d10                              CAS #: 15067-26-2
7.175    7.175 ( 1.000)   164     50046 0.80000           80.00- 120.00   100.00
7.175    7.175 ( 1.000)   162     46799                   64.85- 124.85    93.51
--------------------------------------------------------------------------------
   14 Acenaphthene                                  CAS #: 83-32-9
7.202    7.201 ( 1.004)   153     75964 1.00000     0.98  80.00- 120.00   100.00
7.202    7.201 ( 1.004)   154     68826                   59.68- 119.68    90.60
--------------------------------------------------------------------------------
   16 Fluorene                                      CAS #: 86-73-7
7.712    7.720 ( 1.075)   166     77545 1.00000      1.0  80.00- 120.00   100.00
7.712    7.720 ( 1.075)   165     72048                   47.62- 107.62    92.91
--------------------------------------------------------------------------------
*  17 Phenanthrene-d10                              CAS #: 1517-22-2
8.627    8.626 ( 1.000)   188     83829 0.80000           80.00- 120.00   100.00
8.620    8.626 ( 1.000)    94      7926                    0.00-  39.40     9.45
--------------------------------------------------------------------------------
   18 Phenanthrene                                  CAS #: 85-01-8
8.646    8.652 ( 1.002)   178    111255 1.00000      1.1  80.00- 120.00   100.00
8.646    8.652 ( 1.002)   179     16663                    0.00-  45.04    14.98
--------------------------------------------------------------------------------
   19 Anthracene                                    CAS #: 120-12-7
8.704    8.710 ( 1.009)   178     84848 1.00000      1.0  80.00- 120.00   100.00
8.704    8.710 ( 1.009)   179     12780                    0.00-  44.80    15.06
--------------------------------------------------------------------------------
   21 Fluoranthene                                  CAS #: 206-44-0
9.817    9.823 ( 1.138)   202    121950 1.00000      1.0  80.00- 120.00   100.00
9.817    9.823 ( 1.138)   101     13035                    0.00-  40.85    10.69
--------------------------------------------------------------------------------
   22 Pyrene                                        CAS #: 129-00-0
10.043  10.042 ( 0.895)   202    129734 1.00000     0.96  80.00- 120.00   100.00
10.036  10.042 ( 0.895)   200     25697                    0.00-  50.19    19.81
--------------------------------------------------------------------------------
$  23 Terphenyl-d14 (SURR)                          CAS #: 1718-51-0
10.193  10.193 ( 0.909)   244     89229 1.00000     0.97  80.00- 120.00   100.00
10.187  10.193 ( 0.908)   122      9500                    0.00-  40.59    10.65
--------------------------------------------------------------------------------
   25 Benzo[a]anthracene                            CAS #: 56-55-3
11.209  11.209 ( 0.999)   228     89340 1.00000      1.0  80.00- 120.00   100.00
11.209  11.209 ( 0.999)   229     18620                    0.00-  49.43    20.84
--------------------------------------------------------------------------------
*  26 Chrysene-d12                                  CAS #: 1719-03-5
11.216  11.222 ( 1.000)   240     97037 0.80000           80.00- 120.00   100.00
11.216  11.222 ( 1.000)   120     10162                    0.00-  41.24    10.47
--------------------------------------------------------------------------------
   27 Chrysene                                      CAS #: 218-01-9
11.241  11.247 ( 1.002)   228    168572 1.00000      1.0  80.00- 120.00   100.00
```

RT	EXP RT	REL RT	MASS	RESPONSE	AMOUNTS CAL-AMT (ug/ml)	AMOUNTS ON-COL (ug/ml)	TARGET RANGE	RATIO
27 Chrysene (continued)								
11.241	11.247	(1.002)	226	38116			0.00- 54.11	22.61
30 Benzo[b]fluoranthene						CAS #: 205-99-2		
12.191	12.194	(0.973)	252	102684	1.00000	1.0	80.00- 120.00	100.00
12.194	12.194	(0.973)	253	24140			0.00- 51.13	23.51
31 Benzo[k]fluoranthene						CAS #: 207-08-9		
12.217	12.216	(0.975)	252	173662	1.00000	1.0	80.00- 120.00	100.00
12.217	12.216	(0.975)	253	35110			0.00- 51.67	20.22
32 Benzo[a]pyrene						CAS #: 50-32-8		
12.480	12.480	(0.996)	252	99534	1.00000	1.1	80.00- 120.00	100.00
12.480	12.480	(0.996)	253	21336			0.00- 50.99	21.44
* 33 Perylene-d12						CAS #: 1520-96-3		
12.532	12.532	(1.000)	264	88606	0.80000		80.00- 120.00	100.00
12.532	12.532	(1.000)	260	20329			0.00- 52.82	22.94
34 Indeno[1,2,3-cd]pyrene						CAS #: 193-39-5		
13.551	13.554	(1.081)	276	140758	1.00000	1.0	80.00- 120.00	100.00
13.551	13.554	(1.081)	138	33096			0.00- 53.64	23.51
35 Dibenz[a,h]anthracene						CAS #: 53-70-3		
13.558	13.562	(1.082)	278	117560	1.00000	1.1	80.00- 120.00	100.00
13.558	13.562	(1.082)	139	17281			0.00- 45.19	14.70
36 Benzo[g,h,i]perylene						CAS #: 191-24-2		
13.838	13.841	(1.104)	276	132408	1.00000	1.0	80.00- 120.00	100.00
13.838	13.841	(1.104)	138	25201			0.00- 49.06	19.03

Data File: \\Svecd04\DD\chem\smsd01.i\S1041012C.b\SIMCAL8.D
Date : 10-APR-2012 10:41
Client ID: SIMCAL8
Sample Info: 45396
Purge Volume: 1000.0
Column phase: HPMS-5

Instrument: smsd01.i
Operator: PEL
Column diameter: 0.25

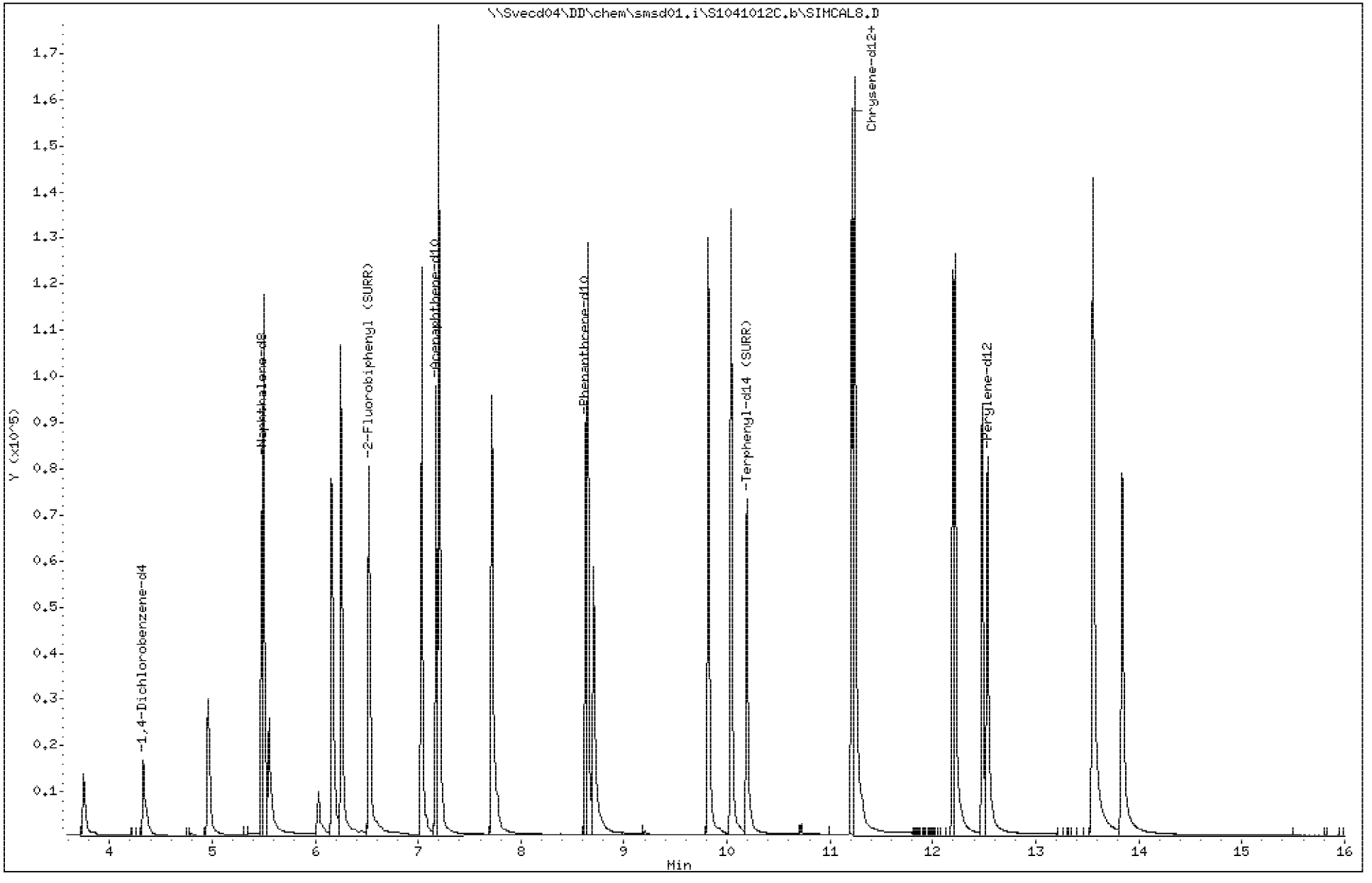

506

3505892

PEL Laboratories, Inc.

Data file : \\Svecd04\DD\chem\smsd01.i\S1041012C.b\SIMCAL9R.D
Lab Smp Id: 45779 Client Smp ID: SIMCAL9
Inj Date : 10-APR-2012 11:53 MS Autotune Date: 19-MAR-2012 07:15
Operator : Inst ID: smsd01.i
Smp Info : 45779
Misc Info :
Comment :
Method : \\Svecd04\DD\chem\smsd01.i\S1041012C.b\SIMBCSTR.m
Meth Date : 10-Apr-2012 14:09 mjacobs Quant Type: ISTD
Cal Date : 10-APR-2012 11:29 Cal File: SIMCAL10.D
Als bottle: 11 Calibration Sample, Level: 9
Dil Factor: 1.00000
Integrator: HP RTE Compound Sublist: pah.sub
Target Version: 4.14 Sample Matrix: WATER

Concentration Formula: Amt * DF * (1/(Vo/1000))*Vf * CpndVariable

Name	Value	Description
DF	1.000	Dilution Factor
Vo	1000.000	Volume of sample extracted (mL)
Vf	1.000	Final Volume
Cpnd Variable		Local Compound Variable

RT	EXP RT	REL RT	MASS	RESPONSE	AMOUNTS CAL-AMT (ug/ml)	AMOUNTS ON-COL (ug/ml)	TARGET RANGE	RATIO
* 3 1,4-Dichlorobenzene-d4						CAS #: 3855-82-1		
4.331	4.336	(1.000)	152	23182	0.80000		80.00- 120.00	100.00
4.331	4.336	(1.000)	115	13693			28.57- 88.57	59.07
* 5 Naphthalene-d8						CAS #: 1146-65-2		
5.477	5.484	(1.000)	136	87378	0.80000		80.00- 120.00	100.00
5.477	5.484	(1.000)	68	5186			0.00- 35.93	5.94
6 Naphthalene						CAS #: 91-20-3		
5.500	5.500	(1.004)	128	566109	5.00000	4.9	80.00- 120.00	100.00
5.500	5.500	(1.004)	129	61258			0.00- 39.63	10.82
8 2-Methylnaphthalene						CAS #: 91-57-6		
6.156	6.166	(1.124)	142	414895	5.00000	6.1	80.00- 120.00	100.00
6.156	6.166	(1.124)	141	349236			51.95- 111.95	84.17
9 1-Methylnaphthalene						CAS #: 90-12-0		
6.250	6.261	(1.141)	142	390468	5.00000	4.5	80.00- 120.00	100.00
6.250	6.261	(1.141)	141	342284			52.51- 112.51	87.66
$ 10 2-Fluorobiphenyl (SURR)						CAS #: 321-60-8		
6.513	6.523	(0.908)	172	476386	5.00000	5.4	80.00- 120.00	100.00

```
                                          AMOUNTS
                                        CAL-AMT   ON-COL
  RT   EXP RT   REL RT   MASS  RESPONSE (ug/ml)  (ug/ml)   TARGET RANGE    RATIO
 ==== ======== ========  ====  ======== =======  =======   ============    =====

$  10 2-Fluorobiphenyl (SURR) (continued)
6.513    6.523 ( 0.908)   171    160481                     3.69-  63.69    33.69
--------------------------------------------------------------------------------
   12 Acenaphthylene                                CAS #: 208-96-8
7.034    7.034 ( 0.980)   152    605775 5.00000      5.6  80.00- 120.00   100.00
7.034    7.034 ( 0.980)   151    116969                    0.00-  49.24    19.31
--------------------------------------------------------------------------------
*  13 Acenaphthene-d10                              CAS #: 15067-26-2
7.175    7.175 ( 1.000)   164     51486 0.80000           80.00- 120.00   100.00
7.175    7.175 ( 1.000)   162     47829                   64.85- 124.85    92.90
--------------------------------------------------------------------------------
   14 Acenaphthene                                  CAS #: 83-32-9
7.202    7.201 ( 1.004)   153    420803 5.00000      5.3  80.00- 120.00   100.00
7.202    7.201 ( 1.004)   154    380227                   59.68- 119.68    90.36
--------------------------------------------------------------------------------
   16 Fluorene                                      CAS #: 86-73-7
7.712    7.720 ( 1.075)   166    448013 5.00000      5.7  80.00- 120.00   100.00
7.703    7.720 ( 1.074)   165    414267                   47.62- 107.62    92.47
--------------------------------------------------------------------------------
*  17 Phenanthrene-d10                              CAS #: 1517-22-2
8.627    8.626 ( 1.000)   188     91142 0.80000           80.00- 120.00   100.00
8.620    8.626 ( 1.000)    94      8309                    0.00-  39.40     9.12
--------------------------------------------------------------------------------
   18 Phenanthrene                                  CAS #: 85-01-8
8.646    8.652 ( 1.002)   178    646301 5.00000      5.7  80.00- 120.00   100.00
8.646    8.652 ( 1.002)   179     98101                    0.00-  45.04    15.18
--------------------------------------------------------------------------------
   19 Anthracene                                    CAS #: 120-12-7
8.698    8.710 ( 1.008)   178    511505 5.00000      5.7  80.00- 120.00   100.00
8.698    8.710 ( 1.008)   179     76065                    0.00-  44.80    14.87
--------------------------------------------------------------------------------
   21 Fluoranthene                                  CAS #: 206-44-0
9.817    9.823 ( 1.138)   202    724654 5.00000      5.8  80.00- 120.00   100.00
9.811    9.823 ( 1.137)   101     77472                    0.00-  40.85    10.69
--------------------------------------------------------------------------------
   22 Pyrene                                        CAS #: 129-00-0
10.036  10.042 ( 0.895)   202    759273 5.00000      4.8  80.00- 120.00   100.00
10.036  10.042 ( 0.895)   200    152552                    0.00-  50.19    20.09
--------------------------------------------------------------------------------
$  23 Terphenyl-d14 (SURR)                          CAS #: 1718-51-0
10.187  10.193 ( 0.908)   244    525833 5.00000      4.9  80.00- 120.00   100.00
10.187  10.193 ( 0.908)   122     55283                    0.00-  40.59    10.51
--------------------------------------------------------------------------------
   25 Benzo[a]anthracene                            CAS #: 56-55-3
11.203  11.209 ( 0.999)   228    640929 5.00000      6.2  80.00- 120.00   100.00
11.203  11.209 ( 0.999)   229    123014                    0.00-  49.43    19.19
--------------------------------------------------------------------------------
*  26 Chrysene-d12                                  CAS #: 1719-03-5
11.215  11.222 ( 1.000)   240    113053 0.80000           80.00- 120.00   100.00(M)
11.209  11.222 ( 0.999)   120     12176                    0.00-  41.24    10.77
--------------------------------------------------------------------------------
   27 Chrysene                                      CAS #: 218-01-9
11.241  11.247 ( 1.002)   228    854258 5.00000      4.4  80.00- 120.00   100.00
```

RT	EXP RT	REL RT	MASS	RESPONSE	AMOUNTS CAL-AMT (ug/ml)	AMOUNTS ON-COL (ug/ml)	TARGET RANGE	RATIO
27 Chrysene (continued)								
11.241	11.247	(1.002)	226	238581			0.00- 54.11	27.93
30 Benzo[b]fluoranthene						CAS #: 205-99-2		
12.191	12.194	(0.973)	252	692085	5.00000	6.3	80.00- 120.00	100.00
12.191	12.194	(0.973)	253	146940			0.00- 51.13	21.23
31 Benzo[k]fluoranthene						CAS #: 207-08-9		
12.213	12.216	(0.975)	252	968092	5.00000	5.2	80.00- 120.00	100.00
12.213	12.216	(0.975)	253	212367			0.00- 51.67	21.94
32 Benzo[a]pyrene						CAS #: 50-32-8		
12.476	12.480	(0.996)	252	615534	5.00000	6.1	80.00- 120.00	100.00(M)
12.480	12.480	(0.996)	253	137113			0.00- 50.99	22.28
* 33 Perylene-d12						CAS #: 1520-96-3		
12.532	12.532	(1.000)	264	99059	0.80000		80.00- 120.00	100.00
12.532	12.532	(1.000)	260	22614			0.00- 52.82	22.83
34 Indeno[1,2,3-cd]pyrene						CAS #: 193-39-5		
13.551	13.554	(1.081)	276	880524	5.00000	5.9	80.00- 120.00	100.00
13.551	13.554	(1.081)	138	215497			0.00- 53.64	24.47
35 Dibenz[a,h]anthracene						CAS #: 53-70-3		
13.558	13.562	(1.082)	278	748382	5.00000	6.2	80.00- 120.00	100.00
13.558	13.562	(1.082)	139	115148			0.00- 45.19	15.39
36 Benzo[g,h,i]perylene						CAS #: 191-24-2		
13.551	13.841	(1.081)	276	885754	5.00000	6.3	80.00- 120.00	100.00
13.551	13.841	(1.081)	138	215082			0.00- 49.06	24.28

QC Flag Legend

M - Compound response manually integrated.

Data File: \\Svecd04\DD\chem\smsd01.i\S1041012C.b\SIMCAL9R.D
Date : 10-APR-2012 11:53
Client ID: SIMCAL9
Sample Info: 45779
Purge Volume: 1000.0
Column phase: HPMS-5

Instrument: smsd01.i
Operator:
Column diameter: 0.25

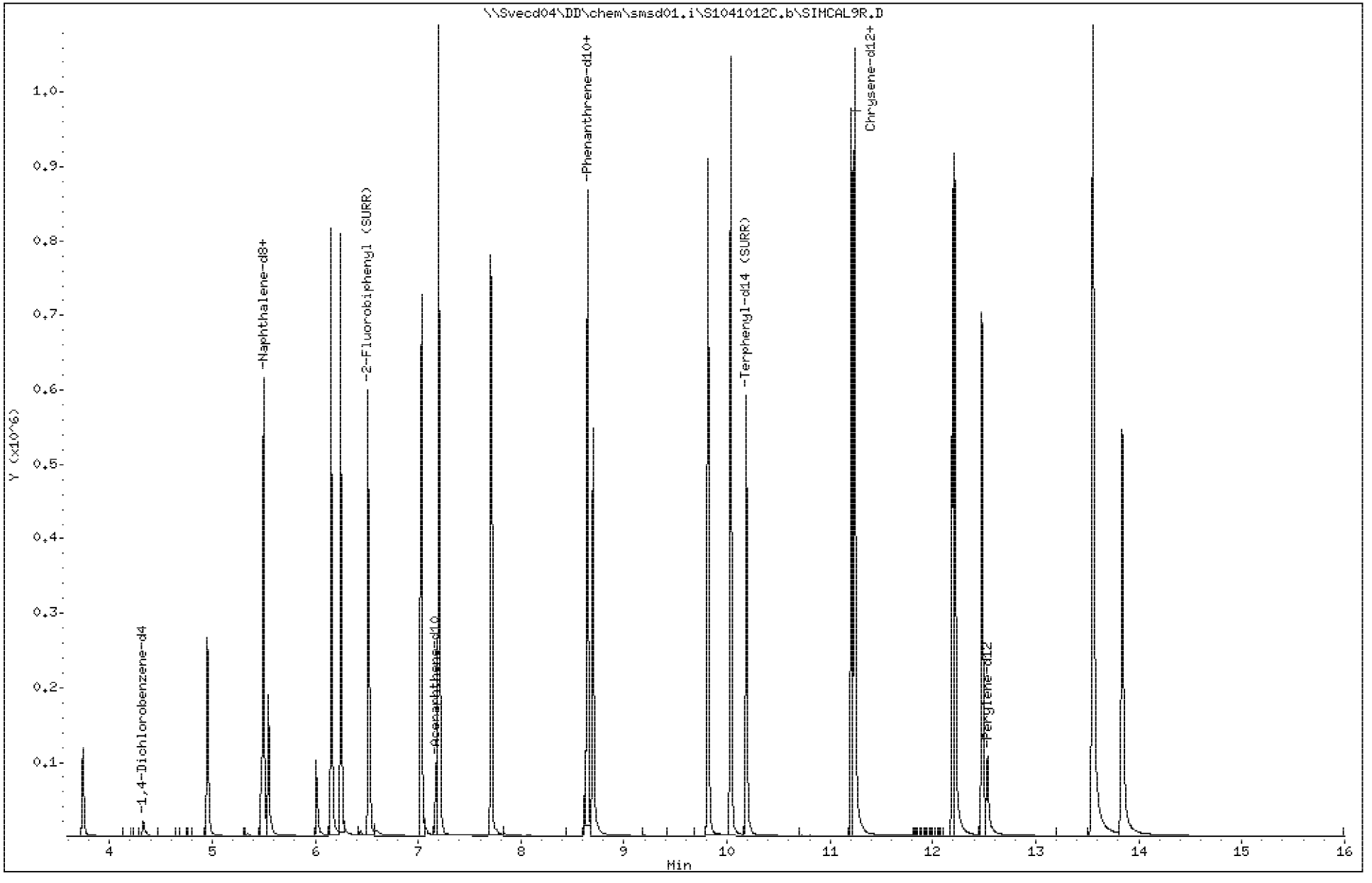

510

3505892

PEL Laboratories, Inc.

Data file : \\Svecd04\DD\chem\smsd01.i\S1041012C.b\SIMCAL10R.D
Lab Smp Id: 45782 Client Smp ID: SIMCAL10
Inj Date : 10-APR-2012 12:16 MS Autotune Date: 19-MAR-2012 07:15
Operator : Inst ID: smsd01.i
Smp Info : 45782
Misc Info :
Comment :
Method : \\Svecd04\DD\chem\smsd01.i\S1041012C.b\SIMBCSTR.m
Meth Date : 10-Apr-2012 14:09 mjacobs Quant Type: ISTD
Cal Date : 10-APR-2012 12:16 Cal File: SIMCAL10R.D
Als bottle: 12 Calibration Sample, Level: 10
Dil Factor: 1.00000
Integrator: HP RTE Compound Sublist: pah.sub
Target Version: 4.14 Sample Matrix: WATER

Concentration Formula: Amt * DF * (1/(Vo/1000))*Vf * CpndVariable

Name	Value	Description
DF	1.000	Dilution Factor
Vo	1000.000	Volume of sample extracted (mL)
Vf	1.000	Final Volume
Cpnd Variable		Local Compound Variable

RT	EXP RT	REL RT	MASS	RESPONSE	AMOUNTS CAL-AMT (ug/ml)	AMOUNTS ON-COL (ug/ml)	TARGET RANGE	RATIO
* 3 1,4-Dichlorobenzene-d4						CAS #: 3855-82-1		
4.331	4.336	(1.000)	152	23213	0.80000		80.00- 120.00	100.00
4.327	4.336	(1.000)	115	14024			28.57- 88.57	60.41
* 5 Naphthalene-d8						CAS #: 1146-65-2		
5.477	5.484	(1.000)	136	86752	0.80000		80.00- 120.00	100.00
5.477	5.484	(1.000)	68	5258			0.00- 35.93	6.06
6 Naphthalene						CAS #: 91-20-3		
5.500	5.500	(1.004)	128	1143848	10.0000	10	80.00- 120.00	100.00
5.500	5.500	(1.004)	129	122871			0.00- 39.63	10.74
8 2-Methylnaphthalene						CAS #: 91-57-6		
6.156	6.166	(1.124)	142	815299	10.0000	12.0	80.00- 120.00	100.00(A)
6.156	6.166	(1.124)	141	685974			51.95- 111.95	84.14
9 1-Methylnaphthalene						CAS #: 90-12-0		
6.250	6.261	(1.141)	142	792253	10.0000	9.2	80.00- 120.00	100.00
6.250	6.261	(1.141)	141	693437			52.51- 112.51	87.53
$ 10 2-Fluorobiphenyl (SURR)						CAS #: 321-60-8		
6.513	6.523	(0.908)	172	974653	10.0000	10.7	80.00- 120.00	100.00(A)

```
                                          AMOUNTS
                                        CAL-AMT   ON-COL
  RT   EXP RT   REL RT   MASS  RESPONSE (ug/ml)  (ug/ml)   TARGET RANGE    RATIO
 ==== ======== ========  ====  ======== =======  =======   ============    =====

$  10 2-Fluorobiphenyl (SURR) (continued)
6.513    6.523 ( 0.908)   171    327496                     3.69-  63.69    33.60
--------------------------------------------------------------------------------
   12 Acenaphthylene                                CAS #: 208-96-8
7.035    7.034 ( 0.980)   152   1265999 10.0000     11.4  80.00- 120.00   100.00(A)
7.026    7.034 ( 0.979)   151    244856                     0.00-  49.24    19.34
--------------------------------------------------------------------------------
*  13 Acenaphthene-d10                              CAS #: 15067-26-2
7.175    7.175 ( 1.000)   164     53478 0.80000            80.00- 120.00   100.00
7.166    7.175 ( 1.000)   162     50108                    64.85- 124.85    93.70
--------------------------------------------------------------------------------
   14 Acenaphthene                                  CAS #: 83-32-9
7.202    7.201 ( 1.004)   153    847766 10.0000     10.2  80.00- 120.00   100.00(A)
7.202    7.201 ( 1.004)   154    779937                    59.68- 119.68    92.00
--------------------------------------------------------------------------------
   16 Fluorene                                      CAS #: 86-73-7
7.703    7.720 ( 1.074)   166    920822 10.0000     11.4  80.00- 120.00   100.00(A)
7.703    7.720 ( 1.074)   165    852743                    47.62- 107.62    92.61
--------------------------------------------------------------------------------
*  17 Phenanthrene-d10                              CAS #: 1517-22-2
8.627    8.626 ( 1.000)   188     93814 0.80000            80.00- 120.00   100.00
8.620    8.626 ( 1.000)    94      8555                     0.00-  39.40     9.12
--------------------------------------------------------------------------------
   18 Phenanthrene                                  CAS #: 85-01-8
8.646    8.652 ( 1.002)   178   1333309 10.0000     11.4  80.00- 120.00   100.00(A)
8.646    8.652 ( 1.002)   179    200049                     0.00-  45.04    15.00
--------------------------------------------------------------------------------
   19 Anthracene                                    CAS #: 120-12-7
8.698    8.710 ( 1.008)   178   1066778 10.0000     11.6  80.00- 120.00   100.00(A)
8.698    8.710 ( 1.008)   179    160677                     0.00-  44.80    15.06
--------------------------------------------------------------------------------
   21 Fluoranthene                                  CAS #: 206-44-0
9.817    9.823 ( 1.138)   202   1513360 10.0000     11.7  80.00- 120.00   100.00(A)
9.811    9.823 ( 1.137)   101    160581                     0.00-  40.85    10.61
--------------------------------------------------------------------------------
   22 Pyrene                                        CAS #: 129-00-0
10.036  10.042 ( 0.895)   202   1582039 10.0000      9.5  80.00- 120.00   100.00
10.036  10.042 ( 0.895)   200    316777                     0.00-  50.19    20.02
--------------------------------------------------------------------------------
$  23 Terphenyl-d14 (SURR)                          CAS #: 1718-51-0
10.187  10.193 ( 0.908)   244   1107765 10.0000      9.8  80.00- 120.00   100.00
10.181  10.193 ( 0.908)   122    112810                     0.00-  40.59    10.18
--------------------------------------------------------------------------------
   25 Benzo[a]anthracene                            CAS #: 56-55-3
11.203  11.209 ( 0.999)   228   1415372 10.0000     13.0  80.00- 120.00   100.00(A)
11.203  11.209 ( 0.999)   229    273242                     0.00-  49.43    19.31
--------------------------------------------------------------------------------
*  26 Chrysene-d12                                  CAS #: 1719-03-5
11.216  11.222 ( 1.000)   240    118874 0.80000           80.00- 120.00   100.00(M)
11.209  11.222 ( 0.999)   120     12820                     0.00-  41.24    10.78
--------------------------------------------------------------------------------
   27 Chrysene                                      CAS #: 218-01-9
11.241  11.247 ( 1.002)   228   1713171 10.0000      8.4  80.00- 120.00   100.00
```

```
                                        AMOUNTS
                                      CAL-AMT   ON-COL
  RT   EXP RT   REL RT   MASS  RESPONSE (ug/ml)  (ug/ml)   TARGET RANGE    RATIO
 ==== ======== ========  ====  ======== =======  =======   ============    =====

   27 Chrysene (continued)
11.241  11.247 ( 1.002)   226    482395                    0.00-  54.11    28.16
--------------------------------------------------------------------------------
   30 Benzo[b]fluoranthene                          CAS #: 205-99-2
12.187  12.194 ( 0.973)   252   1450925 10.0000     12.4  80.00- 120.00   100.00(A)
12.191  12.194 ( 0.973)   253    340497                    0.00-  51.13    23.47
--------------------------------------------------------------------------------
   31 Benzo[k]fluoranthene                          CAS #: 207-08-9
12.213  12.216 ( 0.975)   252   2071933 10.0000     10.4  80.00- 120.00   100.00(A)
12.213  12.216 ( 0.975)   253    419084                    0.00-  51.67    20.23
--------------------------------------------------------------------------------
   32 Benzo[a]pyrene                                CAS #: 50-32-8
12.476  12.480 ( 0.996)   252   1424899 10.0000     13.4  80.00- 120.00   100.00(AM)
12.476  12.480 ( 0.996)   253    302273                    0.00-  50.99    21.21
--------------------------------------------------------------------------------
*  33 Perylene-d12                                  CAS #: 1520-96-3
12.528  12.532 ( 1.000)   264    104881 0.80000           80.00- 120.00   100.00
12.528  12.532 ( 1.000)   260     24010                    0.00-  52.82    22.89
--------------------------------------------------------------------------------
   34 Indeno[1,2,3-cd]pyrene                        CAS #: 193-39-5
13.547  13.554 ( 1.081)   276   1905430 10.0000     12.0  80.00- 120.00   100.00(A)
13.547  13.554 ( 1.081)   138    455778                    0.00-  53.64    23.92
--------------------------------------------------------------------------------
   35 Dibenz[a,h]anthracene                         CAS #: 53-70-3
13.554  13.562 ( 1.082)   278   1626356 10.0000     12.7  80.00- 120.00   100.00(A)
13.554  13.562 ( 1.082)   139    244999                    0.00-  45.19    15.06
--------------------------------------------------------------------------------
   36 Benzo[g,h,i]perylene                          CAS #: 191-24-2
13.838  13.841 ( 1.105)   276   1619047 10.0000     10.8  80.00- 120.00   100.00(AM)
13.834  13.841 ( 1.104)   138    330874                    0.00-  49.06    20.44
--------------------------------------------------------------------------------
```

QC Flag Legend

A - Target compound detected but, quantitated amount exceeded maximum amount.
M - Compound response manually integrated.

Data File: \\Svecd04\DD\chem\smsd01.i\S1041012C.b\SIMCAL10R.D
Date : 10-APR-2012 12:16
Client ID: SIMCAL10
Sample Info: 45782
Purge Volume: 1000.0
Column phase: HPMS-5

Instrument: smsd01.i
Operator:
Column diameter: 0.25

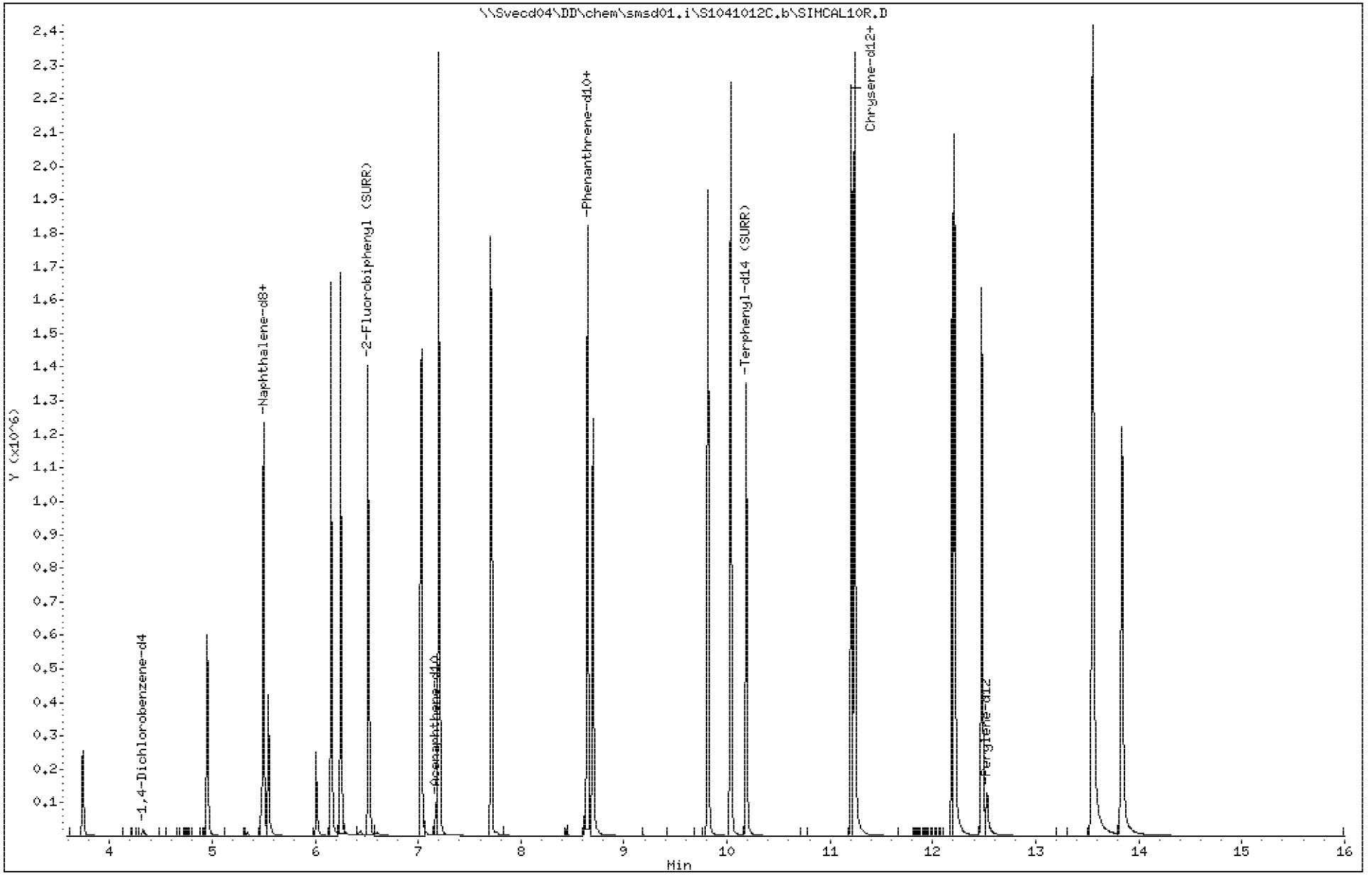

514

3505892

PEL Laboratories, Inc.

Data file : \\Svecd04\DD\chem\smsd01.i\S1041012C.b\SIMSECA.D
Lab Smp Id: 44830 Client Smp ID: SIMSEC
Inj Date : 10-APR-2012 12:40 MS Autotune Date: 19-MAR-2012 07:15
Operator : Inst ID: smsd01.i
Smp Info : 44830
Misc Info :
Comment :
Method : \\Svecd04\DD\chem\smsd01.i\S1041012C.b\SIMBCSTR.m
Meth Date : 10-Apr-2012 14:09 mjacobs Quant Type: ISTD
Cal Date : 10-APR-2012 12:16 Cal File: SIMCAL10R.D
Als bottle: 13 Continuing Calibration Sample
Dil Factor: 1.00000
Integrator: HP RTE Compound Sublist: pah.sub
Target Version: 4.14 Sample Matrix: WATER

Concentration Formula: Amt * DF * (1/(Vo/1000))*Vf * CpndVariable

Name	Value	Description
DF	1.000	Dilution Factor
Vo	1000.000	Volume of sample extracted (mL)
Vf	1.000	Final Volume
Cpnd Variable		Local Compound Variable

RT	EXP RT	REL RT	MASS	RESPONSE	AMOUNTS CAL-AMT (ug/ml)	AMOUNTS ON-COL (ug/ml)	TARGET RANGE	RATIO
* 3 1,4-Dichlorobenzene-d4						CAS #: 3855-82-1		
4.326	4.336	(1.000)	152	31889	0.80000		80.00- 120.00	100.00
4.326	4.336	(1.000)	115	19161			28.57- 88.57	60.09
* 5 Naphthalene-d8						CAS #: 1146-65-2		
5.484	5.484	(1.000)	136	116716	0.80000		80.00- 120.00	100.00
5.476	5.484	(1.000)	68	6969			0.00- 35.93	5.97
6 Naphthalene						CAS #: 91-20-3		
5.500	5.500	(1.003)	128	70466	0.50000	0.46	80.00- 120.00	100.00
5.500	5.500	(1.003)	129	7357			0.00- 39.63	10.44
8 2-Methylnaphthalene						CAS #: 91-57-6		
6.166	6.166	(1.124)	142	45256	0.50000	0.50	80.00- 120.00	100.00
6.166	6.166	(1.124)	141	37509			51.95- 111.95	82.88
9 1-Methylnaphthalene						CAS #: 90-12-0		
6.261	6.261	(1.142)	142	46473	0.50000	0.40	80.00- 120.00	100.00
6.261	6.261	(1.142)	141	37294			52.51- 112.51	80.25
$ 10 2-Fluorobiphenyl (SURR)						CAS #: 321-60-8		
6.523	6.523	(0.909)	172	55641	0.50000	0.47	80.00- 120.00	100.00

```
                                          AMOUNTS
                                        CAL-AMT   ON-COL
  RT   EXP RT   REL RT   MASS  RESPONSE (ug/ml)  (ug/ml)   TARGET RANGE    RATIO
 ==== ======== ========  ====  ======== =======  =======   ============    =====

$  10 2-Fluorobiphenyl (SURR) (continued)
6.523    6.523 ( 0.909)   171     18414                     3.69-  63.69    33.09
--------------------------------------------------------------------------------
   12 Acenaphthylene                                CAS #: 208-96-8
7.034    7.034 ( 0.980)   152     69722 0.50000     0.48  80.00- 120.00   100.00
7.034    7.034 ( 0.980)   151     13337                    0.00-  49.24    19.13
--------------------------------------------------------------------------------
*  13 Acenaphthene-d10                              CAS #: 15067-26-2
7.175    7.175 ( 1.000)   164     69789 0.80000           80.00- 120.00   100.00
7.175    7.175 ( 1.000)   162     65693                   64.85- 124.85    94.13
--------------------------------------------------------------------------------
   14 Acenaphthene                                  CAS #: 83-32-9
7.201    7.201 ( 1.004)   153     47560 0.50000     0.44  80.00- 120.00   100.00
7.201    7.201 ( 1.004)   154     43968                   59.68- 119.68    92.45
--------------------------------------------------------------------------------
   16 Fluorene                                      CAS #: 86-73-7
7.712    7.720 ( 1.075)   166     50651 0.50000     0.48  80.00- 120.00   100.00
7.712    7.720 ( 1.075)   165     47257                   47.62- 107.62    93.30
--------------------------------------------------------------------------------
*  17 Phenanthrene-d10                              CAS #: 1517-22-2
8.626    8.626 ( 1.000)   188    122727 0.80000           80.00- 120.00   100.00
8.620    8.626 ( 1.000)    94     11103                    0.00-  39.40     9.05
--------------------------------------------------------------------------------
   18 Phenanthrene                                  CAS #: 85-01-8
8.646    8.652 ( 1.002)   178     74037 0.50000     0.48  80.00- 120.00   100.00
8.652    8.652 ( 1.003)   179     11050                    0.00-  45.04    14.92
--------------------------------------------------------------------------------
   19 Anthracene                                    CAS #: 120-12-7
8.704    8.710 ( 1.009)   178     68197 0.50000     0.56  80.00- 120.00   100.00
8.704    8.710 ( 1.009)   179     10064                    0.00-  44.80    14.76
--------------------------------------------------------------------------------
   21 Fluoranthene                                  CAS #: 206-44-0
9.823    9.823 ( 1.139)   202     76529 0.50000     0.45  80.00- 120.00   100.00
9.817    9.823 ( 1.138)   101      8263                    0.00-  40.85    10.80
--------------------------------------------------------------------------------
   22 Pyrene                                        CAS #: 129-00-0
10.042  10.042 ( 0.895)   202     92219 0.50000     0.48  80.00- 120.00   100.00
10.042  10.042 ( 0.895)   200     18525                    0.00-  50.19    20.09
--------------------------------------------------------------------------------
$  23 Terphenyl-d14 (SURR)                          CAS #: 1718-51-0
10.193  10.193 ( 0.909)   244     62473 0.50000     0.48  80.00- 120.00   100.00
10.187  10.193 ( 0.908)   122      6535                    0.00-  40.59    10.46
--------------------------------------------------------------------------------
   25 Benzo[a]anthracene                            CAS #: 56-55-3
11.209  11.209 ( 0.999)   228     69993 0.50000     0.57  80.00- 120.00   100.00
11.209  11.209 ( 0.999)   229     13361                    0.00-  49.43    19.09
--------------------------------------------------------------------------------
*  26 Chrysene-d12                                  CAS #: 1719-03-5
11.215  11.222 ( 1.000)   240    138678 0.80000           80.00- 120.00   100.00
11.215  11.222 ( 1.000)   120     14951                    0.00-  41.24    10.78
--------------------------------------------------------------------------------
   27 Chrysene                                      CAS #: 218-01-9
11.240  11.247 ( 1.002)   228     97509 0.50000     0.41  80.00- 120.00   100.00(M)
```

RT	EXP RT	REL RT	MASS	RESPONSE	AMOUNTS CAL-AMT (ug/ml)	AMOUNTS ON-COL (ug/ml)	TARGET RANGE	RATIO
27 Chrysene (continued)								
11.240	11.247	(1.002)	226	26256			0.00- 54.11	26.93
30 Benzo[b]fluoranthene						CAS #: 205-99-2		
12.191	12.194	(0.973)	252	69777	0.50000	0.50	80.00- 120.00	100.00
12.194	12.194	(0.973)	253	14614			0.00- 51.13	20.94
31 Benzo[k]fluoranthene						CAS #: 207-08-9		
12.216	12.216	(0.975)	252	104558	0.50000	0.44	80.00- 120.00	100.00
12.216	12.216	(0.975)	253	23140			0.00- 51.67	22.13
32 Benzo[a]pyrene						CAS #: 50-32-8		
12.480	12.480	(0.996)	252	62292	0.50000	0.51	80.00- 120.00	100.00
12.480	12.480	(0.996)	253	13497			0.00- 50.99	21.67
* 33 Perylene-d12						CAS #: 1520-96-3		
12.532	12.532	(1.000)	264	124135	0.80000		80.00- 120.00	100.00
12.528	12.532	(1.000)	260	28427			0.00- 52.82	22.90
34 Indeno[1,2,3-cd]pyrene						CAS #: 193-39-5		
13.551	13.554	(1.081)	276	84936	0.50000	0.45	80.00- 120.00	100.00
13.554	13.554	(1.082)	138	20197			0.00- 53.64	23.78
35 Dibenz[a,h]anthracene						CAS #: 53-70-3		
13.562	13.562	(1.082)	278	69774	0.50000	0.48	80.00- 120.00	100.00
13.558	13.562	(1.082)	139	10281			0.00- 45.19	14.73
36 Benzo[g,h,i]perylene						CAS #: 191-24-2		
13.841	13.841	(1.104)	276	76740	0.50000	0.43	80.00- 120.00	100.00
13.838	13.841	(1.104)	138	15109			0.00- 49.06	19.69

QC Flag Legend

M - Compound response manually integrated.

Data File: \\Svecd04\DD\chem\smsd01.i\S1041012C.b\SIMSECA.D
Date : 10-APR-2012 12:40
Client ID: SIMSEC
Sample Info: 44830
Purge Volume: 1000.0
Column phase: HPMS-5

Instrument: smsd01.i
Operator:
Column diameter: 0.25

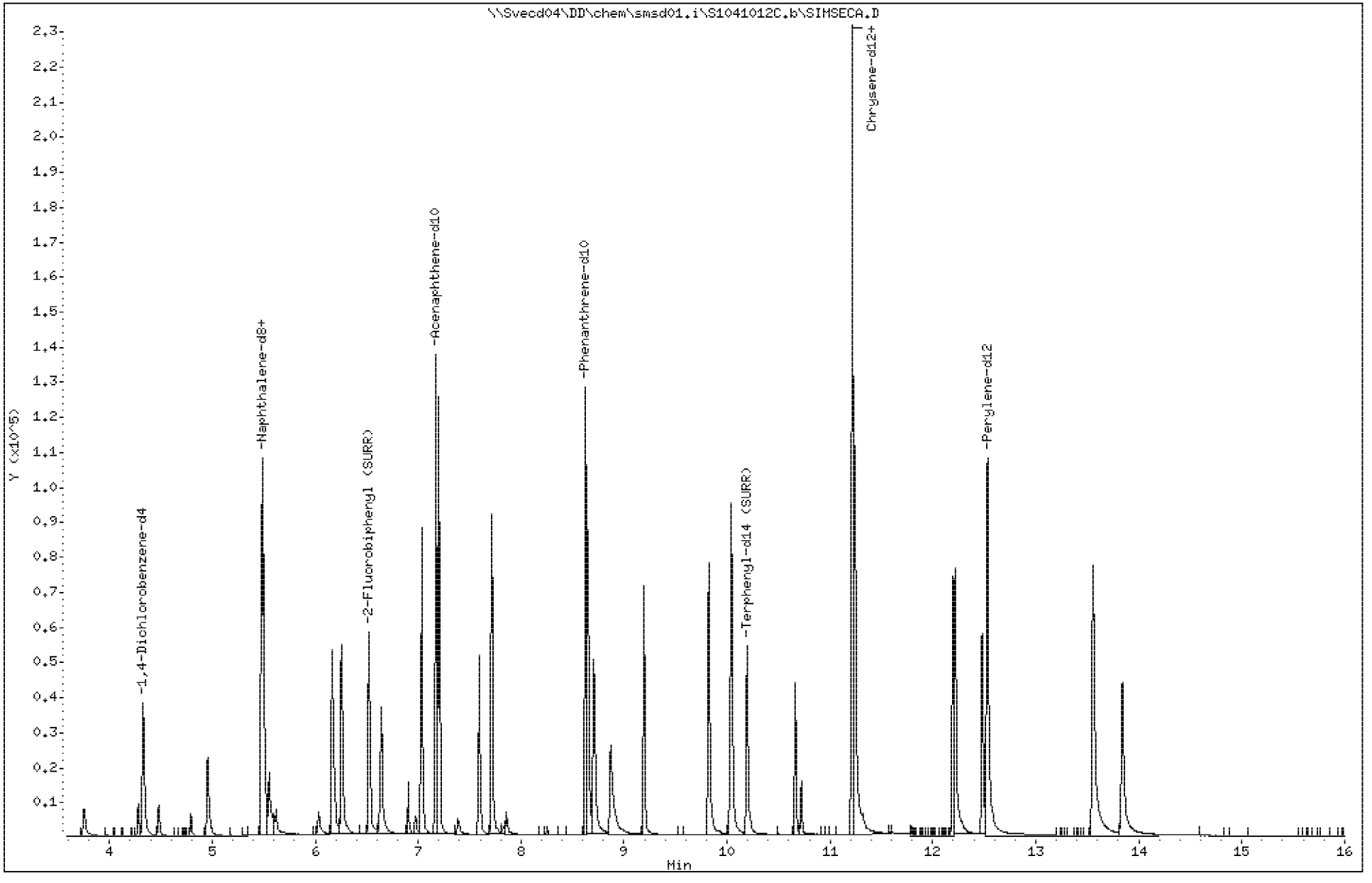

518

3505892

Data File: \\Svecd04\DD\chem\smsd01.i\S1050212.b\DFTPP2.D
Report Date: 03-May-2012 15:35

PEL Laboratories, Inc.

Data file : \\Svecd04\DD\chem\smsd01.i\S1050212.b\DFTPP2.D
Lab Smp Id: 45777 Client Smp ID: DFTPP2
Inj Date : 02-MAY-2012 07:31 MS Autotune Date: 19-MAR-2012 07:15
Operator : MJ Inst ID: smsd01.i
Smp Info : 45777
Misc Info :
Comment :
Method : \\Svecd04\DD\chem\smsd01.i\S1050212.b\DoDTUN.m
Meth Date : 02-May-2012 16:52 mjacobs Quant Type: ISTD
Cal Date : 23-MAR-2009 02:58 Cal File: AP9CAL1.D
Als bottle: 100 QC Sample: DFTPP
Dil Factor: 1.00000
Integrator: HP RTE Compound Sublist: all.sub
Target Version: 4.14 Sample Matrix: WATER
Processing Host: SVECD04

Concentration Formula: Amt * DF * Uf * Vf * Vi * CpndVariable

Name	Value	Description
DF	1.000	Dilution Factor
Uf	1.000	ng unit correction factor
Vf	1.000	Volumetric correction factor
Vi	1.000	Injection Volume
Cpnd Variable		Local Compound Variable

RT	EXP RT	REL RT	MASS	RESPONSE	CONCENTRATIONS ON-COL (ug/L)	CONCENTRATIONS FINAL (ug/L)	TARGET RANGE	RATIO
1 dftpp						CAS #: 5074-71-5		
7.344	7.610	(0.000)	198	441216			0.00- 100.00	100.00
7.344	7.610	(0.000)	51	132416			10.00- 80.00	30.01
7.344	7.610	(0.000)	68	2951			0.00- 2.00	1.65
7.344	7.610	(0.000)	69	179328			0.00- 0.00	40.64
7.344	7.610	(0.000)	70	1017			0.00- 2.00	0.57
7.344	7.610	(0.000)	127	213120			10.00- 80.00	48.30
7.344	7.610	(0.000)	197	1662			0.00- 2.00	0.38
7.344	7.610	(0.000)	199	30928			5.00- 9.00	7.01
7.344	7.610	(0.000)	275	129568			10.00- 60.00	29.37
7.344	7.610	(0.000)	365	17280			1.00- 0.00	3.92
7.344	7.610	(0.000)	441	53040			0.01- 24.00	14.79
7.344	7.610	(0.000)	442	358592			50.00- 0.00	81.27
7.344	7.610	(0.000)	443	70504			15.00- 24.00	19.66

Data File: \\Svecd04\DD\chem\smsd01.i\S1050212.b\DFTPP2.D
Date : 02-MAY-2012 07:31
Client ID: DFTPP2 Instrument: smsd01.i
Sample Info: 45777
Volume Injected (uL): 1.0 Operator: MJ
Column phase: Column diameter: 2.00

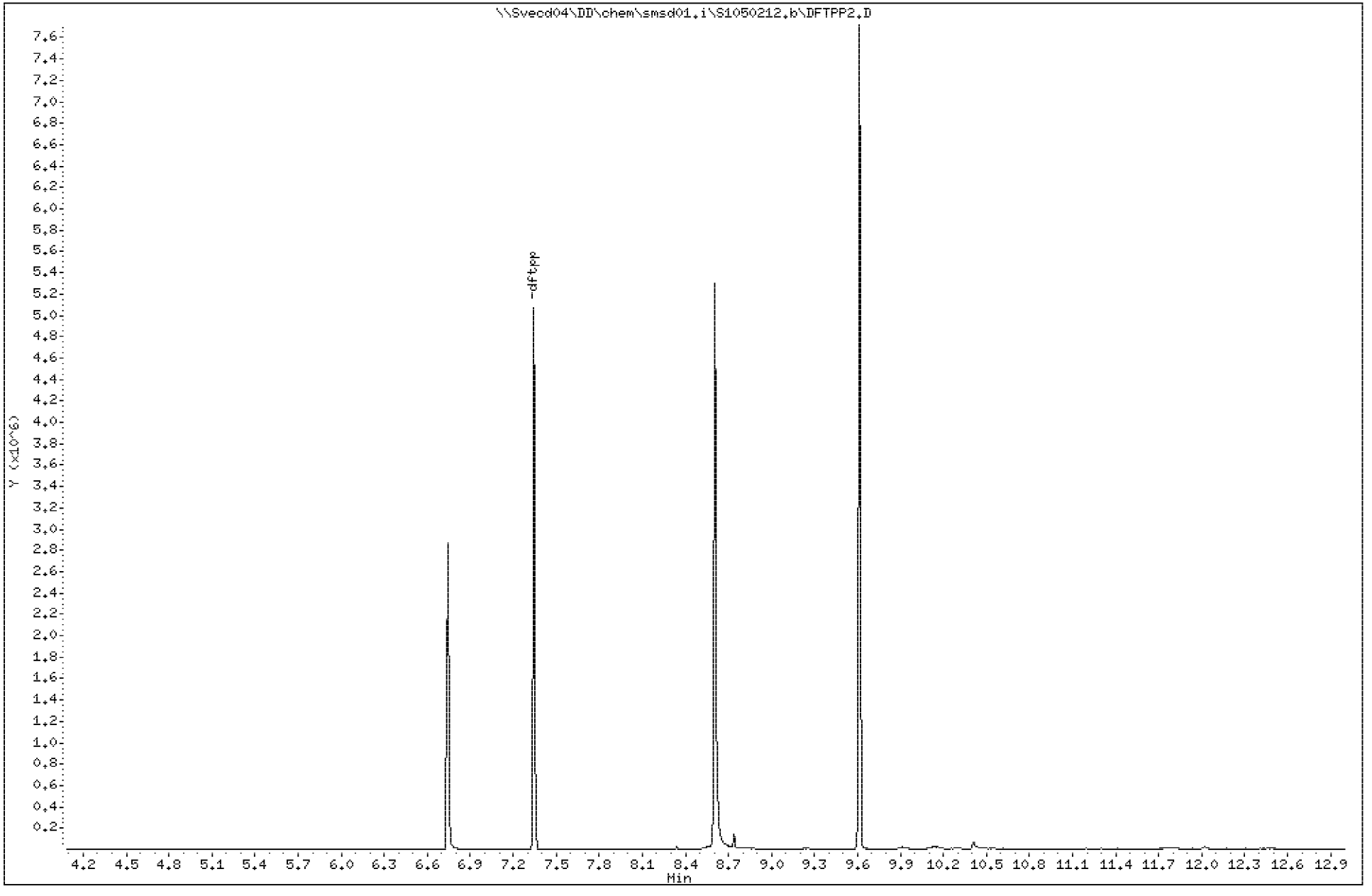

520

3505892

Data File: \\Svecd04\DD\chem\smsd01.i\S1050212.b\DFTPP2.D

Date : 02-MAY-2012 07:31

Client ID: DFTPP2 | Instrument: smsd01.i

Sample Info: 45777

Volume Injected (uL): 1.0 | Operator: MJ

Column phase: | Column diameter: 2.00

1 dftpp

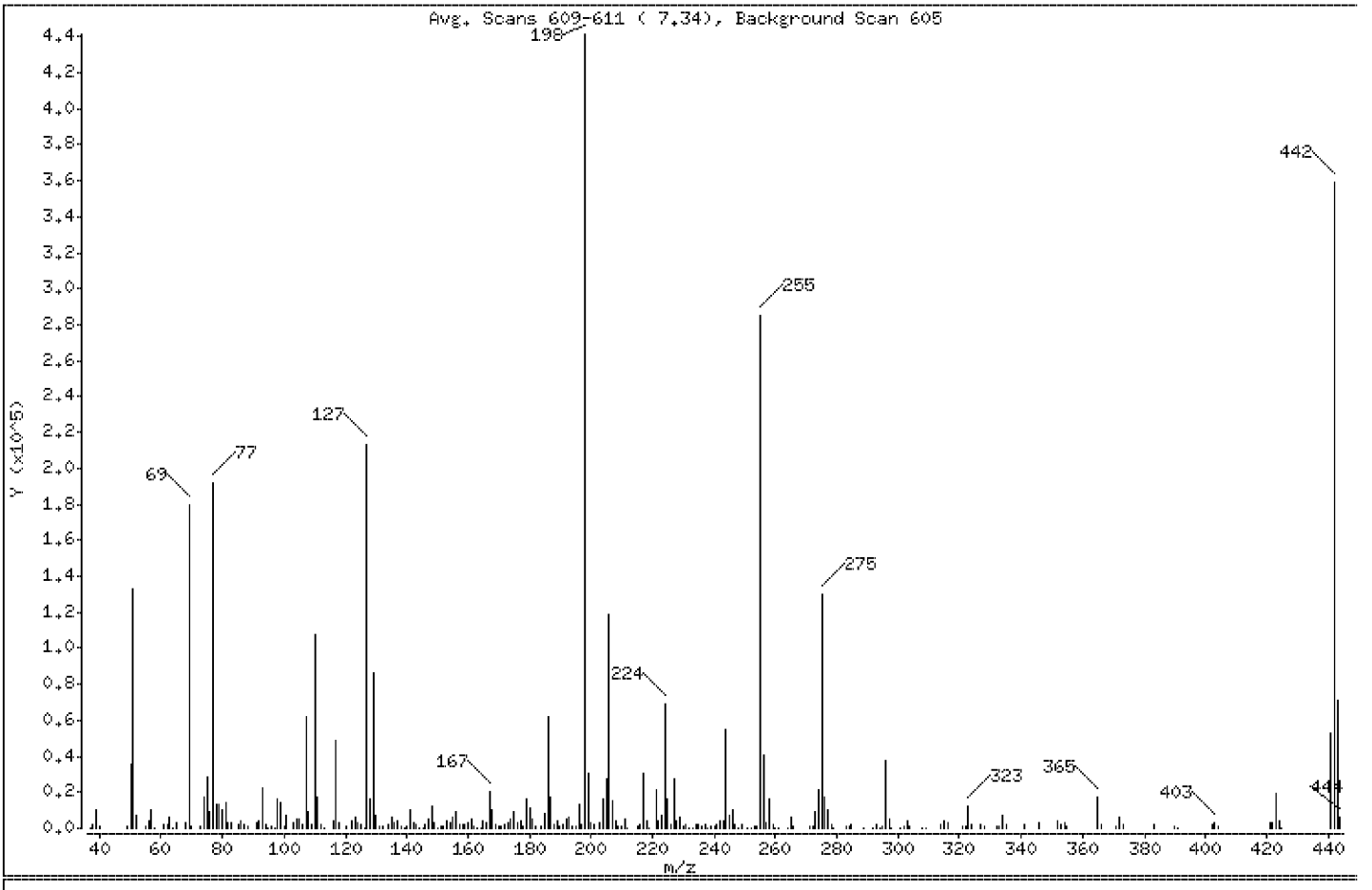

m/e	ION ABUNDANCE CRITERIA	% RELATIVE ABUNDANCE
198	Base Peak, 100% relative abundance	100.00
51	10.00 - 80.00% of mass 198	30.01
68	Less than 2.00% of mass 69	0.67 (1.65)
69	Mass 69 relative abundance	40.64
70	Less than 2.00% of mass 69	0.23 (0.57)
127	10.00 - 80.00% of mass 198	48.30
197	Less than 2.00% of mass 198	0.38
199	5.00 - 9.00% of mass 198	7.01
275	10.00 - 60.00% of mass 198	29.37
365	Greater than 1.00% of mass 198	3.92
441	0.01 - 24.00% of mass 442	12.02 (14.79)
442	Greater than 50.00% of mass 198	81.27
443	15.00 - 24.00% of mass 442	15.98 (19.66)

Data File: \\Svecd04\DD\chem\smsd01.i\S1050212.b\DFTPP2.D

Date : 02-MAY-2012 07:31

Client ID: DFTPP2 Instrument: smsd01.i

Sample Info: 45777

Volume Injected (uL): 1.0 Operator: MJ

Column phase: Column diameter: 2.00

Data File: DFTPP2.D
Spectrum: Avg. Scans 609-611 (7.34), Background Scan 605
Location of Maximum: 198.00
Number of points: 262

m/z	Y	m/z	Y	m/z	Y	m/z	Y
37.00	218	127.00	213120	195.00	567	272.00	761
38.00	1695	128.00	15908	196.00	12740	273.00	9116
39.00	10370	129.00	86072	197.00	1662	274.00	21208
40.00	1079	130.00	7158	198.00	441216	275.00	129568
49.00	1089	131.00	1334	199.00	30928	276.00	17408
50.00	35016	132.00	538	200.00	2552	277.00	10317
51.00	132416	134.00	2367	201.00	2184	278.00	1804
52.00	6777	135.00	6206	203.00	3519	279.00	223
55.00	829	136.00	2843	204.00	16592	283.00	1339
56.00	4037	137.00	3587	205.00	27840	284.00	677
57.00	9852	138.00	767	206.00	118408	285.00	1994
58.00	227	139.00	232	207.00	15467	289.00	255
61.00	1890	140.00	1051	208.00	3970	292.00	270
62.00	2301	141.00	10293	209.00	1293	293.00	2488
63.00	5977	142.00	3029	210.00	1038	294.00	491
64.00	368	143.00	2158	211.00	4664	295.00	659
65.00	3083	144.00	505	212.00	330	296.00	37152
68.00	2951	145.00	241	215.00	1332	297.00	5171
69.00	179328	146.00	1836	216.00	2334	298.00	264
70.00	1017	147.00	5303	217.00	30400	301.00	236
73.00	1489	148.00	12490	218.00	3754	302.00	509
74.00	17328	149.00	2744	219.00	248	303.00	4498
75.00	28240	150.00	307	221.00	21704	304.00	1257
76.00	8960	151.00	1362	222.00	4427	308.00	491
77.00	192064	152.00	659	223.00	7193	309.00	231
78.00	13231	153.00	3906	224.00	68848	314.00	1961
79.00	12818	154.00	2668	225.00	16584	315.00	4223
80.00	9906	155.00	6234	226.00	1889	316.00	2624
81.00	14202	156.00	8923	227.00	27016	321.00	1260
82.00	3482	157.00	1792	228.00	4031	322.00	1200
83.00	3425	158.00	1810	229.00	5744	323.00	11906
85.00	2220	159.00	1544	230.00	610	324.00	2325
86.00	3655	160.00	3513	231.00	2385	327.00	2345
87.00	1868	161.00	5174	232.00	258	328.00	1049
88.00	541	162.00	1409	233.00	237	332.00	845

Data File: \\Svecd04\DD\chem\smsd01.i\S1050212.b\DFTPP2.D

Date : 02-MAY-2012 07:31

Client ID: DFTPP2 Instrument: smsd01.i

Sample Info: 45777

Volume Injected (uL): 1.0 Operator: MJ

Column phase: Column diameter: 2.00

Data File: DFTPP2.D
Spectrum: Avg. Scans 609-611 (7.34), Background Scan 605
Location of Maximum: 198.00
Number of points: 262

m/z	Y	m/z	Y	m/z	Y	m/z	Y
91.00	2903	163.00	223	234.00	1968	333.00	1042
92.00	3902	164.00	285	235.00	2286	334.00	7291
93.00	22096	165.00	4125	236.00	1388	335.00	2265
94.00	1545	166.00	2996	237.00	2233	341.00	1573
95.00	219	167.00	20672	238.00	224	346.00	2619
96.00	1243	168.00	10565	239.00	1171	352.00	3758
97.00	240	169.00	1721	240.00	682	353.00	2428
98.00	16432	170.00	570	241.00	1687	354.00	3472
99.00	13852	171.00	942	242.00	3795	355.00	547
100.00	1067	172.00	1854	243.00	4071	365.00	17280
101.00	7432	173.00	2593	244.00	54672	366.00	2387
103.00	2558	174.00	4829	245.00	7233	371.00	760
104.00	4984	175.00	8691	246.00	10111	372.00	6013
105.00	4632	176.00	2538	247.00	2042	373.00	1655
106.00	1848	177.00	3976	248.00	238	383.00	1844
107.00	62152	178.00	1263	249.00	1879	390.00	728
108.00	9538	179.00	16124	251.00	222	391.00	227
109.00	1853	180.00	11560	252.00	270	402.00	2203
110.00	107160	181.00	5205	253.00	1231	403.00	3491
111.00	17400	182.00	589	254.00	1075	404.00	1163
112.00	1974	184.00	1335	255.00	285440	421.00	2867
113.00	269	185.00	8382	256.00	41008	422.00	2545
116.00	3655	186.00	62072	257.00	3402	423.00	19360
117.00	48952	187.00	17216	258.00	16384	424.00	4338
118.00	3293	188.00	2136	259.00	2419	425.00	265
120.00	599	189.00	3833	260.00	288	441.00	53040
122.00	4092	190.00	549	261.00	237	442.00	358592
123.00	6317	191.00	1943	264.00	233	443.00	70504
124.00	2733	192.00	4905	265.00	6221	444.00	6369
125.00	2494	193.00	6049	266.00	1339		
126.00	310	194.00	1099	271.00	593		

DFTPP TUNE/TAILING FACTOR/DEGRADATION SAMPLE AND GRAPHIC REPORT

Report Date: 05/02/2012 07:45

Datafile Analyzed: //Svecd04/DD/chem/smsd01.i/S1050212.b/DFTPP2.D
DFTPP TUNE/TAILING FACTOR/DEGRADATION SAMPLE AND GRAPHIC REPORT

Report Date: 05/02/2012 16:53

Datafile Analyzed: //Svecd04/DD/chem/smsd01.i/S1050212.b/DFTPP2.D
DFTPP TUNE/TAILING FACTOR/DEGRADATION SAMPLE AND GRAPHIC REPORT

Report Date: 05/02/2012 16:59

Datafile Analyzed: //Svecd04/DD/chem/smsd01.i/S1050212.b/DFTPP2.D
DFTPP TUNE/TAILING FACTOR/DEGRADATION SAMPLE AND GRAPHIC REPORT

Report Date: 05/03/2012 15:35

Datafile Analyzed: //Svecd04/DD/chem/smsd01.i/S1050212.b/DFTPP2.D

PEL Laboratories, Inc.

Data file : \\Svecd04\DD\chem\smsd01.i\S1050212.b\SIMCCV1.D
Lab Smp Id: 45886 Client Smp ID: SIMCCV1
Inj Date : 02-MAY-2012 07:51 MS Autotune Date: 19-MAR-2012 07:15
Operator : MJ Inst ID: smsd01.i
Smp Info : 45886
Misc Info :
Comment :
Method : \\Svecd04\DD\chem\smsd01.i\S1050212.b\SIMBCSTR.m
Meth Date : 02-May-2012 16:52 mjacobs Quant Type: ISTD
Cal Date : 10-APR-2012 09:54 Cal File: SIMCAL6.D
Als bottle: 99 Continuing Calibration Sample
Dil Factor: 1.00000
Integrator: HP RTE Compound Sublist: pah.sub
Target Version: 4.14 Sample Matrix: WATER

Concentration Formula: Amt * DF * (1/(Vo/1000))*Vf * CpndVariable

Name	Value	Description
DF	1.000	Dilution Factor
Vo	1000.000	Volume of sample extracted (mL)
Vf	1.000	Final Volume
Cpnd Variable		Local Compound Variable

RT	EXP RT	REL RT	MASS	RESPONSE	AMOUNTS CAL-AMT (ug/ml)	AMOUNTS ON-COL (ug/ml)	TARGET RANGE	RATIO
* 3 1,4-Dichlorobenzene-d4						CAS #: 3855-82-1		
4.276	4.276	(1.000)	152	20395	0.80000		80.00- 120.00	100.00
4.276	4.276	(1.000)	115	11843			28.07- 88.07	58.07
* 5 Naphthalene-d8						CAS #: 1146-65-2		
5.429	5.429	(1.000)	136	71062	0.80000		80.00- 120.00	100.00
5.429	5.429	(1.000)	68	3597			0.00- 35.06	5.06
6 Naphthalene						CAS #: 91-20-3		
5.453	5.453	(1.004)	128	45232	0.50000	0.48	80.00- 120.00	100.00
5.453	5.453	(1.004)	129	4732			0.00- 40.46	10.46
8 2-Methylnaphthalene						CAS #: 91-57-6		
6.114	6.114	(1.126)	142	30423	0.50000	0.55	80.00- 120.00	100.00
6.114	6.114	(1.126)	141	24602			50.87- 110.87	80.87
9 1-Methylnaphthalene						CAS #: 90-12-0		
6.208	6.208	(1.143)	142	33378	0.50000	0.47	80.00- 120.00	100.00
6.208	6.208	(1.143)	141	27474			52.31- 112.31	82.31
$ 10 2-Fluorobiphenyl (SURR)						CAS #: 321-60-8		
6.470	6.470	(0.908)	172	38932	0.50000	0.55	80.00- 120.00	100.00

```
                                          AMOUNTS
                                        CAL-AMT   ON-COL
  RT   EXP RT   REL RT   MASS  RESPONSE (ug/ml)  (ug/ml)   TARGET RANGE    RATIO
 ==== ======== ========  ====  ======== =======  =======   ============    =====

$  10 2-Fluorobiphenyl (SURR) (continued)
6.470    6.470 ( 0.908)   171     13255                     4.05-  64.05    34.05
--------------------------------------------------------------------------------
   12 Acenaphthylene                                CAS #: 208-96-8
6.982    6.982 ( 0.980)   152     46104 0.50000     0.53  80.00- 120.00   100.00
6.982    6.982 ( 0.980)   151      8747                     0.00-  48.97    18.97
--------------------------------------------------------------------------------
*  13 Acenaphthene-d10                              CAS #: 15067-26-2
7.122    7.122 ( 1.000)   164     41931 0.80000           80.00- 120.00   100.00
7.122    7.122 ( 1.000)   162     39337                   63.81- 123.81    93.81
--------------------------------------------------------------------------------
   14 Acenaphthene                                  CAS #: 83-32-9
7.157    7.157 ( 1.005)   153     30911 0.50000     0.48  80.00- 120.00   100.00
7.157    7.157 ( 1.005)   154     29010                   63.85- 123.85    93.85
--------------------------------------------------------------------------------
   16 Fluorene                                      CAS #: 86-73-7
7.668    7.668 ( 1.077)   166     32880 0.50000     0.52  80.00- 120.00   100.00
7.668    7.668 ( 1.077)   165     30262                   62.04- 122.04    92.04
--------------------------------------------------------------------------------
*  17 Phenanthrene-d10                              CAS #: 1517-22-2
8.581    8.581 ( 1.000)   188     80412 0.80000           80.00- 120.00   100.00
8.575    8.581 ( 1.000)    94      5477                     0.00-  36.81     6.81
--------------------------------------------------------------------------------
   18 Phenanthrene                                  CAS #: 85-01-8
8.601    8.601 ( 1.002)   178     46654 0.50000     0.46  80.00- 120.00   100.00
8.601    8.601 ( 1.002)   179      7141                     0.00-  45.31    15.31
--------------------------------------------------------------------------------
   19 Anthracene                                    CAS #: 120-12-7
8.652    8.652 ( 1.008)   178     38414 0.50000     0.49  80.00- 120.00   100.00
8.652    8.652 ( 1.008)   179      5382                     0.00-  44.01    14.01
--------------------------------------------------------------------------------
   21 Fluoranthene                                  CAS #: 206-44-0
9.773    9.773 ( 1.139)   202     56008 0.50000     0.50  80.00- 120.00   100.00
9.766    9.773 ( 1.138)   101      4883                     0.00-  38.72     8.72
--------------------------------------------------------------------------------
   22 Pyrene                                        CAS #: 129-00-0
9.992    9.992 ( 0.894)   202     60699 0.50000     0.45  80.00- 120.00   100.00
9.992    9.992 ( 0.894)   200     12111                     0.00-  49.95    19.95
--------------------------------------------------------------------------------
$  23 Terphenyl-d14 (SURR)                          CAS #: 1718-51-0
10.143  10.143 ( 0.908)   244     41750 0.50000     0.46  80.00- 120.00   100.00
10.143  10.143 ( 0.908)   122      3410                     0.00-  38.17     8.17
--------------------------------------------------------------------------------
   25 Benzo[a]anthracene                            CAS #: 56-55-3
11.159  11.159 ( 0.999)   228     46343 0.50000     0.54  80.00- 120.00   100.00
11.159  11.159 ( 0.999)   229      8999                     0.00-  49.42    19.42
--------------------------------------------------------------------------------
*  26 Chrysene-d12                                  CAS #: 1719-03-5
11.171  11.171 ( 1.000)   240     96431 0.80000           80.00- 120.00   100.00
11.165  11.171 ( 1.000)   120      7382                     0.00-  37.66     7.66
--------------------------------------------------------------------------------
   27 Chrysene                                      CAS #: 218-01-9
11.197  11.197 ( 1.002)   228     68432 0.50000     0.42  80.00- 120.00   100.00(M)
```

RT	EXP RT	REL RT	MASS	RESPONSE	AMOUNTS CAL-AMT (ug/ml)	AMOUNTS ON-COL (ug/ml)	TARGET RANGE	RATIO
27 Chrysene (continued)								
11.190	11.197	(1.002)	226	18596			0.00- 57.17	27.17
30 Benzo[b]fluoranthene						CAS #: 205-99-2		
12.146	12.146	(0.973)	252	52090	0.50000	0.56	80.00- 120.00	100.00
12.146	12.146	(0.973)	253	11099			0.00- 51.31	21.31
31 Benzo[k]fluoranthene						CAS #: 207-08-9		
12.168	12.168	(0.975)	252	74229	0.50000	0.47	80.00- 120.00	100.00
12.168	12.168	(0.975)	253	16588			0.00- 52.35	22.35
32 Benzo[a]pyrene						CAS #: 50-32-8		
12.428	12.428	(0.996)	252	45204	0.50000	0.55	80.00- 120.00	100.00(M)
12.428	12.428	(0.996)	253	9740			0.00- 51.55	21.55
* 33 Perylene-d12						CAS #: 1520-96-3		
12.480	12.480	(1.000)	264	83458	0.80000		80.00- 120.00	100.00
12.476	12.480	(1.000)	260	19555			0.00- 53.43	23.43
34 Indeno[1,2,3-cd]pyrene						CAS #: 193-39-5		
13.491	13.491	(1.081)	276	58131	0.50000	0.46	80.00- 120.00	100.00
13.487	13.491	(1.081)	138	10001			0.00- 47.20	17.20
35 Dibenz[a,h]anthracene						CAS #: 53-70-3		
13.498	13.498	(1.082)	278	45376	0.50000	0.46	80.00- 120.00	100.00
13.498	13.498	(1.082)	139	4950			0.00- 40.91	10.91
36 Benzo[g,h,i]perylene						CAS #: 191-24-2		
13.771	13.771	(1.103)	276	55651	0.50000	0.47	80.00- 120.00	100.00
13.767	13.771	(1.103)	138	8338			0.00- 44.98	14.98

QC Flag Legend

M - Compound response manually integrated.

Data File: \\Svecd04\DD\chem\smsd01.i\S1050212.b\SIMCCV1.D
Date : 02-MAY-2012 07:51
Client ID: SIMCCV1
Sample Info: 45886
Purge Volume: 1000.0
Column phase: HPMS-5

Instrument: smsd01.i
Operator: MJ
Column diameter: 0.25

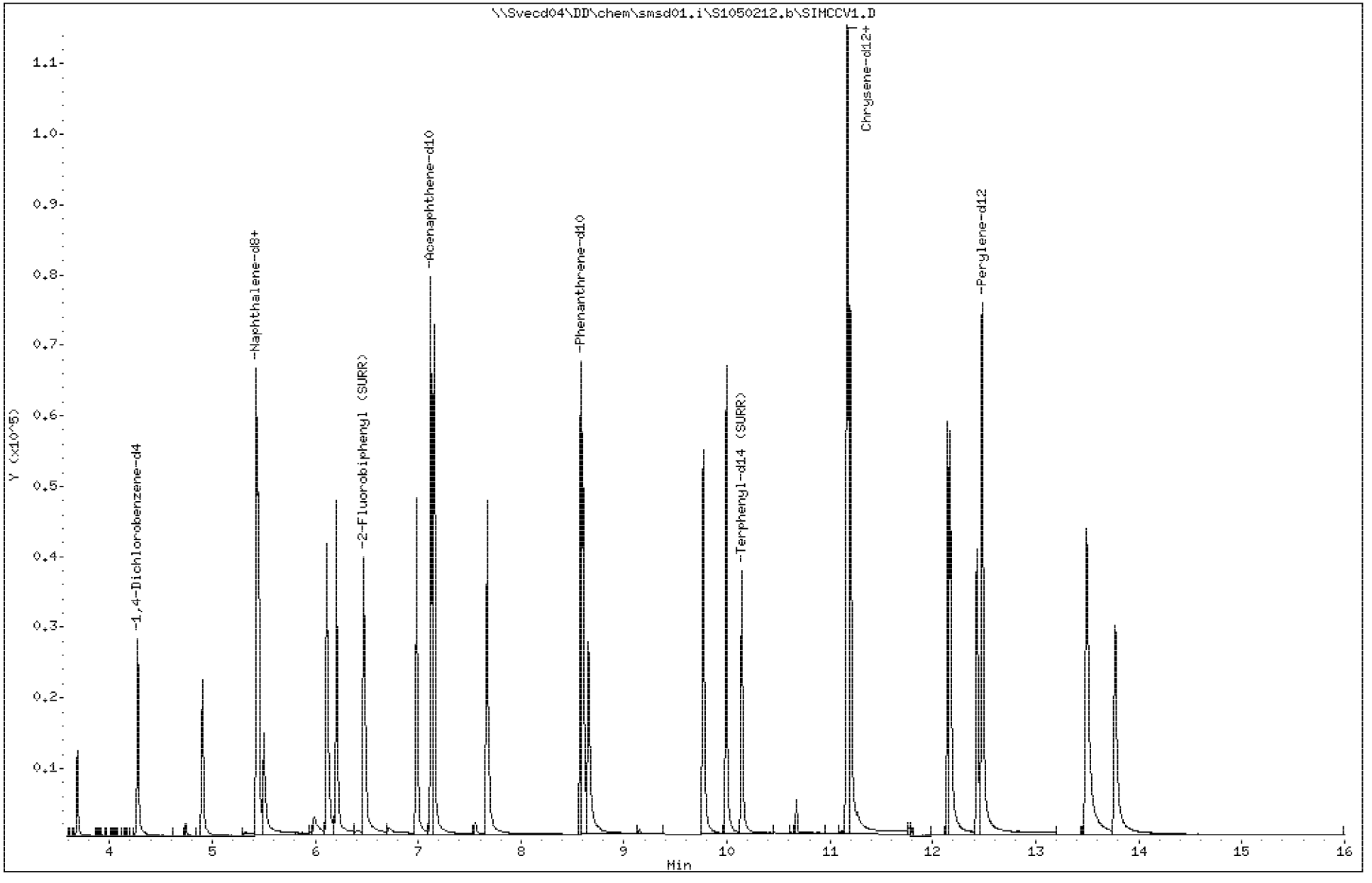

528

3505892

PEL Laboratories, Inc.

Data file : \\Svecd04\DD\chem\smsd01.i\S1050212.b\9264LCSD.D
Lab Smp Id: 128336LCSD Client Smp ID: 128336LCSD
Inj Date : 02-MAY-2012 09:07 MS Autotune Date: 19-MAR-2012 07:15
Operator : MJ Inst ID: smsd01.i
Smp Info : SIM128336LCSD
Misc Info :
Comment :
Method : \\Svecd04\DD\chem\smsd01.i\S1050212.b\SIMBCSTR.m
Meth Date : 02-May-2012 16:52 mjacobs Quant Type: ISTD
Cal Date : 10-APR-2012 09:54 Cal File: SIMCAL6.D
Als bottle: 3 QC Sample: LCSD
Dil Factor: 1.00000
Integrator: HP RTE Compound Sublist: pah.sub
Target Version: 4.14 Sample Matrix: WATER
Processing Host: SVECD04

Concentration Formula: Amt * DF * (1/(Vo/1000))*Vf * CpndVariable

Name	Value	Description
DF	1.000	Dilution Factor
Vo	1000.000	Volume of sample extracted (mL)
Vf	1.000	Final Volume
Cpnd Variable		Local Compound Variable

RT	EXP RT	REL RT	MASS	RESPONSE	CONCENTRATIONS ON-COL (ug/ml)	FINAL (ug/l)	TARGET RANGE	RATIO
* 3 1,4-Dichlorobenzene-d4							CAS #: 3855-82-1	
4.276	4.276	(1.000)	152	19363	0.80000		80.00- 120.00	100.00
4.276	4.276	(1.000)	115	10711			28.07- 88.07	55.32
* 5 Naphthalene-d8							CAS #: 1146-65-2	
5.429	5.429	(1.000)	136	70068	0.80000		80.00- 120.00	100.00
5.429	5.429	(1.000)	68	3408			0.00- 35.06	4.86
6 Naphthalene							CAS #: 91-20-3	
5.453	5.453	(1.004)	128	41344	0.44699	0.45	80.00- 120.00	100.00
5.453	5.453	(1.004)	129	4296			0.00- 40.46	10.39
8 2-Methylnaphthalene							CAS #: 91-57-6	
6.114	6.114	(1.126)	142	25638	0.46713	0.47	80.00- 120.00	100.00
6.114	6.114	(1.126)	141	21557			50.87- 110.87	84.09
9 1-Methylnaphthalene							CAS #: 90-12-0	
6.208	6.208	(1.143)	142	24239	0.34945	0.35	80.00- 120.00	100.00
6.208	6.208	(1.143)	141	20371			52.31- 112.31	84.04
$ 10 2-Fluorobiphenyl (SURR)							CAS #: 321-60-8	
6.470	6.470	(0.908)	172	30556	0.43628	0.44	80.00- 120.00	100.00

RT	EXP RT	REL RT	MASS	RESPONSE	CONCENTRATIONS ON-COL (ug/ml)	FINAL (ug/l)	TARGET RANGE	RATIO
$ 10 2-Fluorobiphenyl (SURR) (continued)								
6.470	6.470	(0.908)	171	10234			4.05- 64.05	33.49
12 Acenaphthylene						CAS #: 208-96-8		
6.981	6.982	(0.980)	152	42169	0.49156	0.49	80.00- 120.00	100.00
6.981	6.982	(0.980)	151	8050			0.00- 48.97	19.09
* 13 Acenaphthene-d10						CAS #: 15067-26-2		
7.122	7.122	(1.000)	164	41249	0.80000		80.00- 120.00	100.00
7.122	7.122	(1.000)	162	39233			63.81- 123.81	95.11
14 Acenaphthene						CAS #: 83-32-9		
7.157	7.157	(1.005)	153	27807	0.43569	0.44	80.00- 120.00	100.00
7.157	7.157	(1.005)	154	25507			63.85- 123.85	91.73
16 Fluorene						CAS #: 86-73-7		
7.668	7.668	(1.077)	166	30091	0.48174	0.48	80.00- 120.00	100.00
7.668	7.668	(1.077)	165	27790			62.04- 122.04	92.35
* 17 Phenanthrene-d10						CAS #: 1517-22-2		
8.581	8.581	(1.000)	188	82264	0.80000		80.00- 120.00	100.00
8.575	8.581	(1.000)	94	5990			0.00- 36.81	7.28
18 Phenanthrene						CAS #: 85-01-8		
8.601	8.601	(1.002)	178	44706	0.43592	0.44	80.00- 120.00	100.00
8.601	8.601	(1.002)	179	6798			0.00- 45.31	15.21
19 Anthracene						CAS #: 120-12-7		
8.652	8.652	(1.008)	178	40675	0.50304	0.50	80.00- 120.00	100.00
8.652	8.652	(1.008)	179	5766			0.00- 44.01	14.18
21 Fluoranthene						CAS #: 206-44-0		
9.766	9.773	(1.138)	202	52075	0.45925	0.46	80.00- 120.00	100.00
9.766	9.773	(1.138)	101	4466			0.00- 38.72	8.58
22 Pyrene						CAS #: 129-00-0		
9.992	9.992	(0.894)	202	53857	0.41539	0.42	80.00- 120.00	100.00
9.992	9.992	(0.894)	200	10754			0.00- 49.95	19.97
$ 23 Terphenyl-d14 (SURR)						CAS #: 1718-51-0		
10.143	10.143	(0.908)	244	35341	0.40256	0.40	80.00- 120.00	100.00
10.137	10.143	(0.907)	122	2891			0.00- 38.17	8.18
25 Benzo[a]anthracene						CAS #: 56-55-3		
11.159	11.159	(0.999)	228	44249	0.53918	0.54	80.00- 120.00	100.00
11.159	11.159	(0.999)	229	8601			0.00- 49.42	19.44
* 26 Chrysene-d12						CAS #: 1719-03-5		
11.171	11.171	(1.000)	240	92773	0.80000		80.00- 120.00	100.00
11.165	11.171	(1.000)	120	7348			0.00- 37.66	7.92
27 Chrysene						CAS #: 218-01-9		
11.190	11.197	(1.002)	228	59973	0.37923	0.38	80.00- 120.00	100.00(M)

RT	EXP RT	REL RT	MASS	RESPONSE	CONCENTRATIONS ON-COL (ug/ml)	FINAL (ug/l)	TARGET RANGE	RATIO
27 Chrysene (continued)								
11.190	11.197	(1.002)	226	16100			0.00- 57.17	26.85
30 Benzo[b]fluoranthene						CAS #: 205-99-2		
12.146	12.146	(0.973)	252	46585	0.51831	0.52	80.00- 120.00	100.00
12.146	12.146	(0.973)	253	9929			0.00- 51.31	21.32
31 Benzo[k]fluoranthene						CAS #: 207-08-9		
12.168	12.168	(0.975)	252	64965	0.42543	0.42	80.00- 120.00	100.00
12.168	12.168	(0.975)	253	14582			0.00- 52.35	22.45
32 Benzo[a]pyrene						CAS #: 50-32-8		
12.428	12.428	(0.996)	252	40766	0.51643	0.52	80.00- 120.00	100.00(M)
12.428	12.428	(0.996)	253	8898			0.00- 51.55	21.83
* 33 Perylene-d12						CAS #: 1520-96-3		
12.480	12.480	(1.000)	264	80577	0.80000		80.00- 120.00	100.00
12.476	12.480	(1.000)	260	18618			0.00- 53.43	23.11
34 Indeno[1,2,3-cd]pyrene						CAS #: 193-39-5		
13.487	13.491	(1.081)	276	52690	0.43150	0.43	80.00- 120.00	100.00
13.487	13.491	(1.081)	138	9417			0.00- 47.20	17.87
35 Dibenz[a,h]anthracene						CAS #: 53-70-3		
13.498	13.498	(1.082)	278	42443	0.44548	0.44	80.00- 120.00	100.00
13.495	13.498	(1.081)	139	4877			0.00- 40.91	11.49
36 Benzo[g,h,i]perylene						CAS #: 191-24-2		
13.771	13.771	(1.103)	276	49875	0.43476	0.43	80.00- 120.00	100.00
13.767	13.771	(1.103)	138	7002			0.00- 44.98	14.04

QC Flag Legend

M - Compound response manually integrated.

Data File: \\Svecd04\DD\chem\smsd01.i\S1050212.b\9264LCSD.D
Date : 02-MAY-2012 09:07
Client ID: 128336LCSD
Sample Info: SIM128336LCSD
Purge Volume: 1000.0
Column phase: HPMS-5

Instrument: smsd01.i
Operator: MJ
Column diameter: 0.25

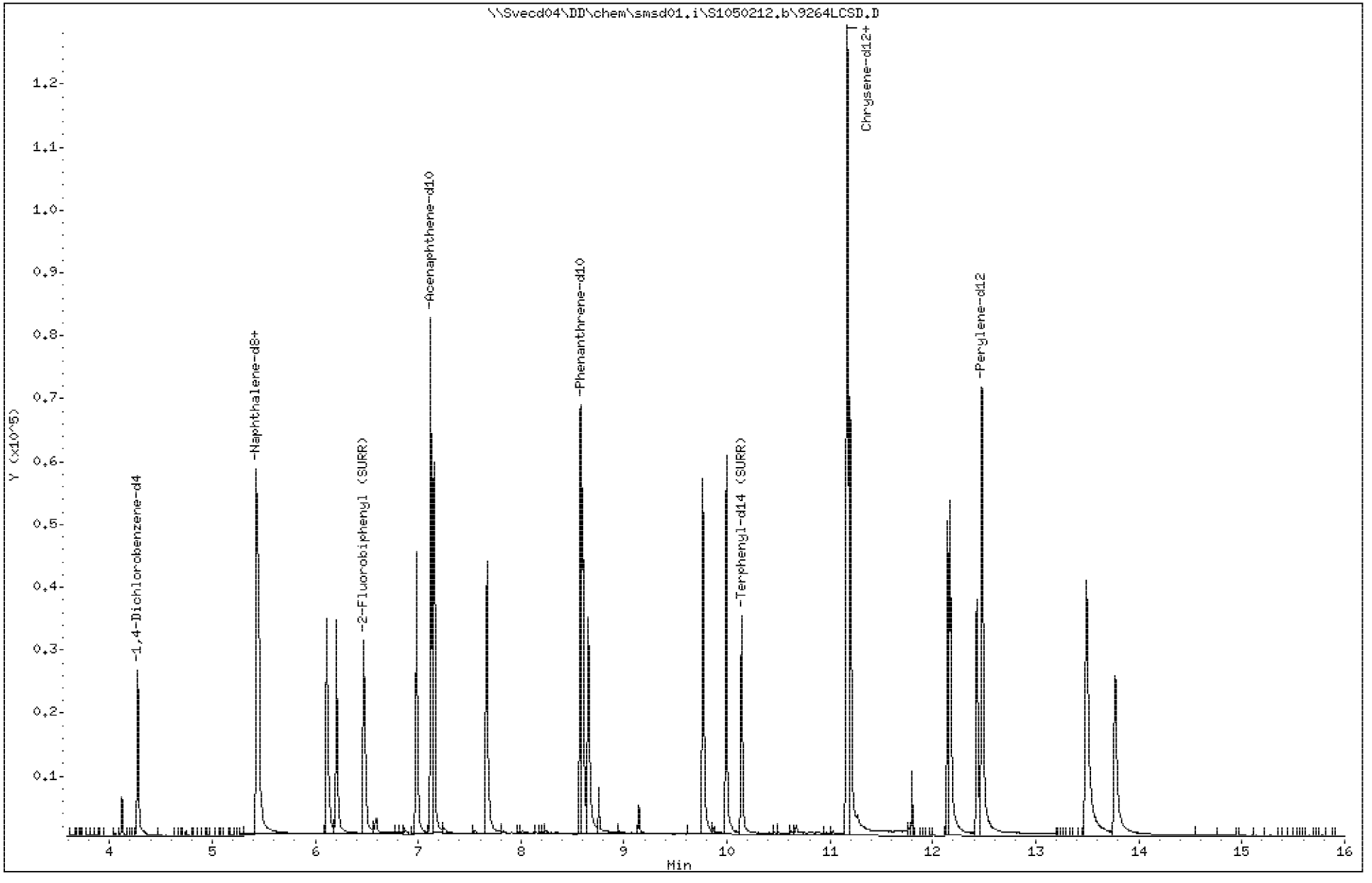

532

3505892

PEL Laboratories, Inc.

Data file : \\Svecd04\DD\chem\smsd01.i\S1050212.b\9264MB.D
Lab Smp Id: 128334MB Client Smp ID: 128334MB
Inj Date : 02-MAY-2012 09:31 MS Autotune Date: 19-MAR-2012 07:15
Operator : MJ Inst ID: smsd01.i
Smp Info : SIM128334MB
Misc Info :
Comment :
Method : \\Svecd04\DD\chem\smsd01.i\S1050212.b\SIMBCSTR.m
Meth Date : 02-May-2012 16:52 mjacobs Quant Type: ISTD
Cal Date : 10-APR-2012 09:54 Cal File: SIMCAL6.D
Als bottle: 4 QC Sample: BLANK
Dil Factor: 1.00000
Integrator: HP RTE Compound Sublist: pah.sub
Target Version: 4.14 Sample Matrix: WATER
Processing Host: SVECD04

Concentration Formula: Amt * DF * (1/(Vo/1000))*Vf * CpndVariable

Name	Value	Description
DF	1.000	Dilution Factor
Vo	1000.000	Volume of sample extracted (mL)
Vf	1.000	Final Volume
Cpnd Variable		Local Compound Variable

RT	EXP RT	REL RT	MASS	RESPONSE	CONCENTRATIONS ON-COL (ug/ml)	FINAL (ug/l)	TARGET RANGE	RATIO
* 3 1,4-Dichlorobenzene-d4						CAS #: 3855-82-1		
4.276	4.276	(1.000)	152	19573	0.80000		80.00- 120.00	100.00
4.276	4.276	(1.000)	115	10771			28.07- 88.07	55.03
* 5 Naphthalene-d8						CAS #: 1146-65-2		
5.437	5.429	(1.000)	136	69691	0.80000		80.00- 120.00	100.00
5.430	5.429	(1.000)	68	3186			0.00- 35.06	4.57
$ 10 2-Fluorobiphenyl (SURR)						CAS #: 321-60-8		
6.481	6.470	(0.910)	172	29239	0.40818	0.41	80.00- 120.00	100.00
6.471	6.470	(0.908)	171	9839			4.05- 64.05	33.65
* 13 Acenaphthene-d10						CAS #: 15067-26-2		
7.122	7.122	(1.000)	164	42189	0.80000		80.00- 120.00	100.00
7.122	7.122	(1.000)	162	39654			63.81- 123.81	93.99
* 17 Phenanthrene-d10						CAS #: 1517-22-2		
8.581	8.581	(1.000)	188	82315	0.80000		80.00- 120.00	100.00
8.575	8.581	(1.000)	94	5816			0.00- 36.81	7.07
$ 23 Terphenyl-d14 (SURR)						CAS #: 1718-51-0		
10.143	10.143	(0.908)	244	34152	0.38797	0.39	80.00- 120.00	100.00

RT	EXP RT	REL RT	MASS	RESPONSE	CONCENTRATIONS ON-COL (ug/ml)	FINAL (ug/l)	TARGET RANGE	RATIO
$ 23 Terphenyl-d14 (SURR) (continued)								
10.137	10.143	(0.907)	122	2833			0.00- 38.17	8.30
* 26 Chrysene-d12						CAS #: 1719-03-5		
11.172	11.171	(1.000)	240	93023	0.80000		80.00- 120.00	100.00
11.165	11.171	(1.000)	120	7187			0.00- 37.66	7.73
* 33 Perylene-d12						CAS #: 1520-96-3		
12.480	12.480	(1.000)	264	79250	0.80000		80.00- 120.00	100.00
12.476	12.480	(1.000)	260	18295			0.00- 53.43	23.09

Data File: \\Svecd04\DD\chem\smsd01.i\S1050212.b\9264MB.D
Date : 02-MAY-2012 09:31
Client ID: 128334MB
Sample Info: SIM128334MB
Purge Volume: 1000.0
Column phase: HPMS-5

Instrument: smsd01.i
Operator: MJ
Column diameter: 0.25

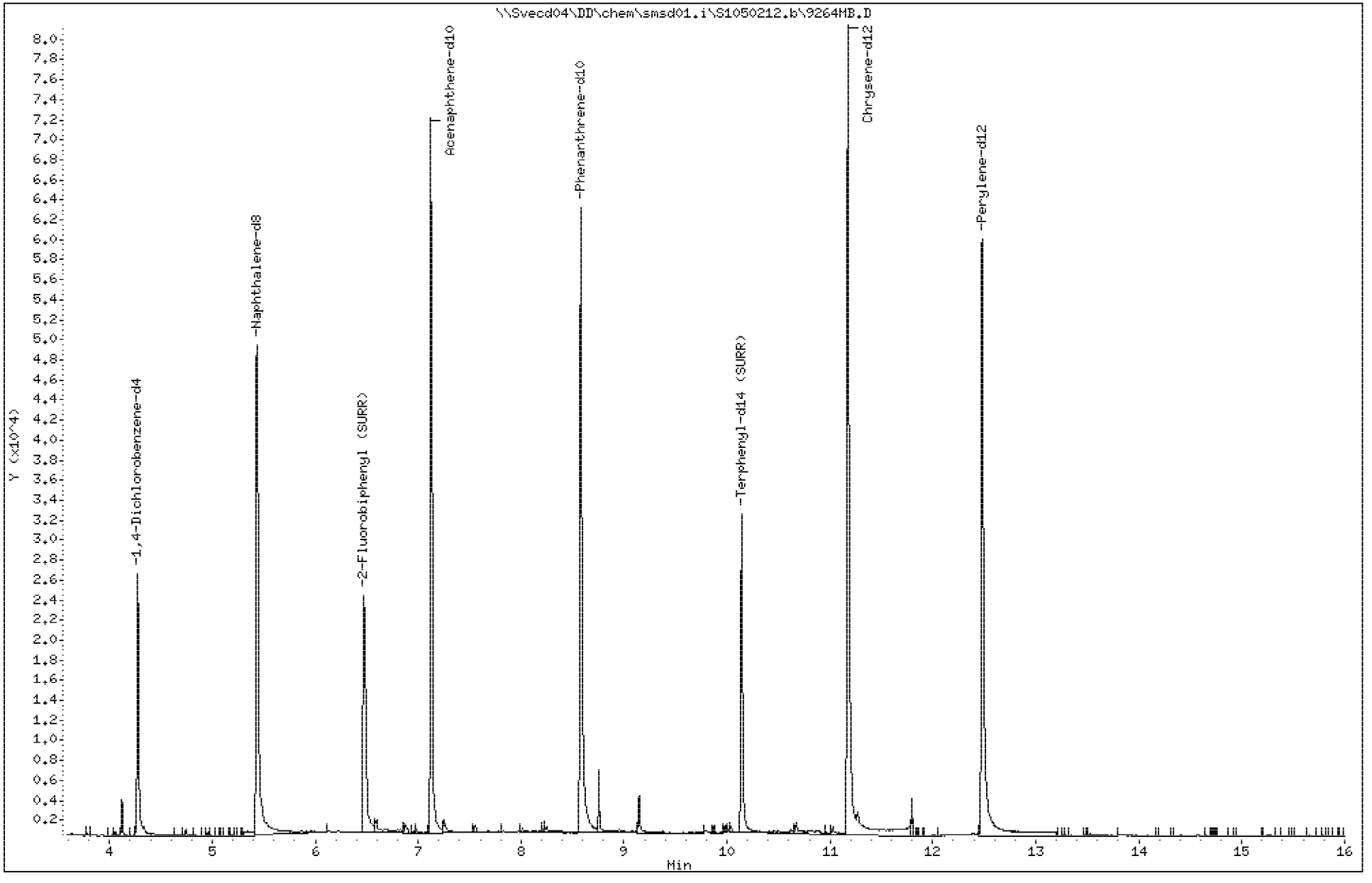

535

3505892

PEL Laboratories, Inc.

Data file : \\Svecd04\DD\chem\smsd01.i\S1050212.b\9264LCSR.D
Lab Smp Id: 128335LCS Client Smp ID: 128335LCS
Inj Date : 02-MAY-2012 09:58 MS Autotune Date: 19-MAR-2012 07:15
Operator : MJ Inst ID: smsd01.i
Smp Info : SIM128335LCS
Misc Info :
Comment :
Method : \\Svecd04\DD\chem\smsd01.i\S1050212.b\SIMBCSTR.m
Meth Date : 02-May-2012 16:52 mjacobs Quant Type: ISTD
Cal Date : 10-APR-2012 09:54 Cal File: SIMCAL6.D
Als bottle: 96 QC Sample: LCS
Dil Factor: 1.00000
Integrator: HP RTE Compound Sublist: pah.sub
Target Version: 4.14 Sample Matrix: WATER

Concentration Formula: Amt * DF * (1/(Vo/1000))*Vf * CpndVariable

Name	Value	Description
DF	1.000	Dilution Factor
Vo	1000.000	Volume of sample extracted (mL)
Vf	1.000	Final Volume
Cpnd Variable		Local Compound Variable

RT	EXP RT	REL RT	MASS	RESPONSE	CONCENTRATIONS ON-COL (ug/ml)	FINAL (ug/l)	TARGET RANGE	RATIO
* 3 1,4-Dichlorobenzene-d4						CAS #: 3855-82-1		
4.276	4.276	(1.000)	152	20140	0.80000		80.00- 120.00	100.00
4.276	4.276	(1.000)	115	11170			28.07- 88.07	55.46
* 5 Naphthalene-d8						CAS #: 1146-65-2		
5.430	5.429	(1.000)	136	70785	0.80000		80.00- 120.00	100.00
5.430	5.429	(1.000)	68	3478			0.00- 35.06	4.91
6 Naphthalene						CAS #: 91-20-3		
5.453	5.453	(1.004)	128	43244	0.46279	0.46	80.00- 120.00	100.00
5.453	5.453	(1.004)	129	4485			0.00- 40.46	10.37
8 2-Methylnaphthalene						CAS #: 91-57-6		
6.114	6.114	(1.126)	142	27451	0.49510	0.50	80.00- 120.00	100.00
6.114	6.114	(1.126)	141	23049			50.87- 110.87	83.96
9 1-Methylnaphthalene						CAS #: 90-12-0		
6.208	6.208	(1.143)	142	24717	0.35273	0.35	80.00- 120.00	100.00
6.208	6.208	(1.143)	141	22088			52.31- 112.31	89.36
$ 10 2-Fluorobiphenyl (SURR)						CAS #: 321-60-8		
6.471	6.470	(0.908)	172	30460	0.41785	0.42	80.00- 120.00	100.00

RT	EXP RT	REL RT	MASS	RESPONSE	CONCENTRATIONS ON-COL (ug/ml)	FINAL (ug/l)	TARGET RANGE	RATIO
$ 10 2-Fluorobiphenyl (SURR) (continued)								
6.471	6.470	(0.908)	171	10319			4.05- 64.05	33.88
12 Acenaphthylene						CAS #: 208-96-8		
6.991	6.982	(0.981)	152	44077	0.49364	0.49	80.00- 120.00	100.00
6.982	6.982	(0.980)	151	8271			0.00- 48.97	18.76
* 13 Acenaphthene-d10						CAS #: 15067-26-2		
7.122	7.122	(1.000)	164	42933	0.80000		80.00- 120.00	100.00
7.122	7.122	(1.000)	162	40506			63.81- 123.81	94.35
14 Acenaphthene						CAS #: 83-32-9		
7.158	7.157	(1.005)	153	29278	0.44075	0.44	80.00- 120.00	100.00
7.158	7.157	(1.005)	154	26723			63.85- 123.85	91.27
16 Fluorene						CAS #: 86-73-7		
7.668	7.668	(1.077)	166	31731	0.48807	0.49	80.00- 120.00	100.00
7.668	7.668	(1.077)	165	29521			62.04- 122.04	93.04
* 17 Phenanthrene-d10						CAS #: 1517-22-2		
8.581	8.581	(1.000)	188	84978	0.80000		80.00- 120.00	100.00
8.575	8.581	(1.000)	94	5937			0.00- 36.81	6.99
18 Phenanthrene						CAS #: 85-01-8		
8.601	8.601	(1.002)	178	46277	0.43682	0.44	80.00- 120.00	100.00
8.601	8.601	(1.002)	179	7044			0.00- 45.31	15.22
19 Anthracene						CAS #: 120-12-7		
8.652	8.652	(1.008)	178	42348	0.50701	0.51	80.00- 120.00	100.00
8.652	8.652	(1.008)	179	6056			0.00- 44.01	14.30
21 Fluoranthene						CAS #: 206-44-0		
9.773	9.773	(1.139)	202	54349	0.46399	0.46	80.00- 120.00	100.00
9.767	9.773	(1.138)	101	4611			0.00- 38.72	8.48
22 Pyrene						CAS #: 129-00-0		
9.992	9.992	(0.894)	202	55611	0.40821	0.41	80.00- 120.00	100.00
9.992	9.992	(0.894)	200	11203			0.00- 49.95	20.15
$ 23 Terphenyl-d14 (SURR)						CAS #: 1718-51-0		
10.143	10.143	(0.908)	244	34664	0.37578	0.38	80.00- 120.00	100.00
10.143	10.143	(0.908)	122	2899			0.00- 38.17	8.36
25 Benzo[a]anthracene						CAS #: 56-55-3		
11.159	11.159	(0.999)	228	45162	0.52373	0.52	80.00- 120.00	100.00
11.159	11.159	(0.999)	229	8810			0.00- 49.42	19.51
* 26 Chrysene-d12						CAS #: 1719-03-5		
11.172	11.171	(1.000)	240	97480	0.80000		80.00- 120.00	100.00
11.165	11.171	(1.000)	120	7706			0.00- 37.66	7.91
27 Chrysene						CAS #: 218-01-9		
11.197	11.197	(1.002)	228	63117	0.37984	0.38	80.00- 120.00	100.00(M)

RT	EXP RT	REL RT	MASS	RESPONSE	CONCENTRATIONS ON-COL (ug/ml)	FINAL (ug/l)	TARGET RANGE	RATIO
27 Chrysene (continued)								
11.197	11.197	(1.002)	226	17077			0.00- 57.17	27.06
30 Benzo[b]fluoranthene						CAS #: 205-99-2		
12.150	12.146	(0.973)	252	48217	0.51554	0.52	80.00- 120.00	100.00
12.150	12.146	(0.973)	253	10307			0.00- 51.31	21.38
31 Benzo[k]fluoranthene						CAS #: 207-08-9		
12.172	12.168	(0.975)	252	69007	0.43427	0.43	80.00- 120.00	100.00
12.172	12.168	(0.975)	253	15061			0.00- 52.35	21.83
32 Benzo[a]pyrene						CAS #: 50-32-8		
12.432	12.428	(0.996)	252	44232	0.53847	0.54	80.00- 120.00	100.00(M)
12.432	12.428	(0.996)	253	9263			0.00- 51.55	20.94
* 33 Perylene-d12						CAS #: 1520-96-3		
12.484	12.480	(1.000)	264	83848	0.80000		80.00- 120.00	100.00
12.484	12.480	(1.000)	260	19439			0.00- 53.43	23.18
34 Indeno[1,2,3-cd]pyrene						CAS #: 193-39-5		
13.495	13.491	(1.081)	276	53440	0.42057	0.42	80.00- 120.00	100.00
13.495	13.491	(1.081)	138	9273			0.00- 47.20	17.35
35 Dibenz[a,h]anthracene						CAS #: 53-70-3		
13.506	13.498	(1.082)	278	35036	0.35339	0.35	80.00- 120.00	100.00
13.502	13.498	(1.082)	139	3932			0.00- 40.91	11.22
36 Benzo[g,h,i]perylene						CAS #: 191-24-2		
13.778	13.771	(1.104)	276	50615	0.42400	0.42	80.00- 120.00	100.00
13.778	13.771	(1.104)	138	7407			0.00- 44.98	14.63

QC Flag Legend

M - Compound response manually integrated.

Data File: \\Svecd04\DD\chem\smsd01.i\S1050212.b\9264LCSR.D
Date : 02-MAY-2012 09:58
Client ID: 128335LCS
Sample Info: SIM128335LCS
Purge Volume: 1000.0
Column phase: HPMS-5

Instrument: smsd01.i
Operator: MJ
Column diameter: 0.25

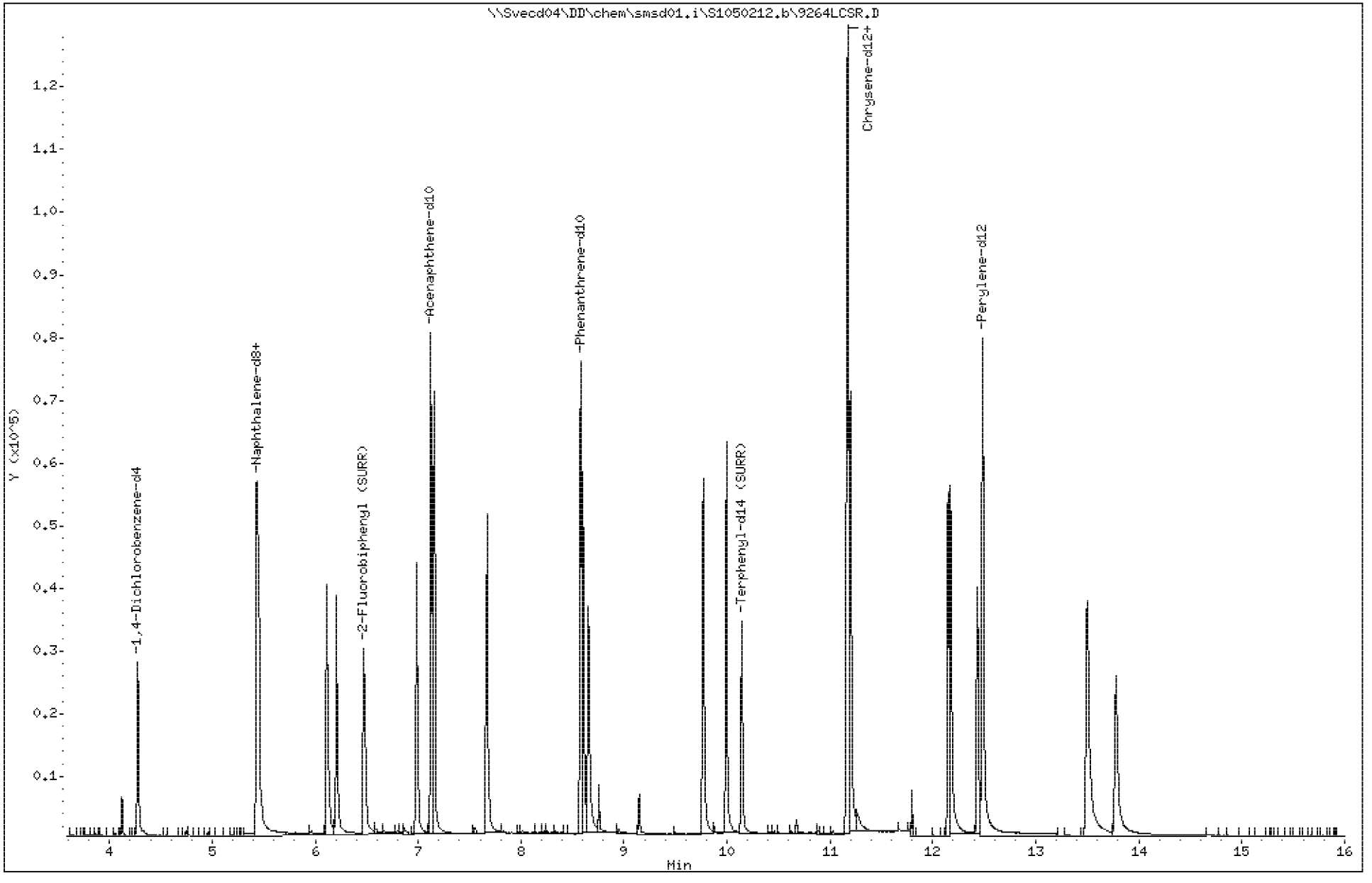

539

3505892

PEL Laboratories, Inc.

Data file : \\Svecd04\DD\chem\smsd01.i\S1050212.b\9282MB.D
Lab Smp Id: 128646MB Client Smp ID: 128646MB
Inj Date : 02-MAY-2012 10:25 MS Autotune Date: 19-MAR-2012 07:15
Operator : MJ Inst ID: smsd01.i
Smp Info : SIM128646MB
Misc Info :
Comment :
Method : \\Svecd04\DD\chem\smsd01.i\S1050212.b\SIMBCSTR.m
Meth Date : 02-May-2012 16:52 mjacobs Quant Type: ISTD
Cal Date : 10-APR-2012 09:54 Cal File: SIMCAL6.D
Als bottle: 97 QC Sample: BLANK
Dil Factor: 1.00000
Integrator: HP RTE Compound Sublist: pah.sub
Target Version: 4.14 Sample Matrix: SOIL

Concentration Formula: Amt * DF * (1/((Ws * (1-(M/100)))/1000))*Vf * CpndVar

Name	Value	Description
DF	1.000	Dilution Factor
Ws	20.340	Weight of sample extracted (g)
M	0.00000	% Moisture
Vf	1.000	Final Volume
Cpnd Variable		Local Compound Variable

RT	EXP RT	REL RT	MASS	RESPONSE	CONCENTRATIONS ON-COL (ug/ml)	FINAL (ug/kg)	TARGET RANGE	RATIO
* 3 1,4-Dichlorobenzene-d4						CAS #: 3855-82-1		
4.276	4.276	(1.000)	152	18941	0.80000		80.00- 120.00	100.00
4.276	4.276	(1.000)	115	10829			28.07- 88.07	57.17
* 5 Naphthalene-d8						CAS #: 1146-65-2		
5.437	5.429	(1.000)	136	66321	0.80000		80.00- 120.00	100.00
5.437	5.429	(1.000)	68	3116			0.00- 35.06	4.70
$ 10 2-Fluorobiphenyl (SURR)						CAS #: 321-60-8		
6.481	6.470	(0.909)	172	27855	0.41098	20.2	80.00- 120.00	100.00
6.481	6.470	(0.909)	171	9319			4.05- 64.05	33.46
* 13 Acenaphthene-d10						CAS #: 15067-26-2		
7.131	7.122	(1.000)	164	39918	0.80000		80.00- 120.00	100.00
7.122	7.122	(1.000)	162	37659			63.81- 123.81	94.34
* 17 Phenanthrene-d10						CAS #: 1517-22-2		
8.581	8.581	(1.000)	188	77853	0.80000		80.00- 120.00	100.00
8.581	8.581	(1.000)	94	5535			0.00- 36.81	7.11
$ 23 Terphenyl-d14 (SURR)						CAS #: 1718-51-0		
10.149	10.143	(0.908)	244	32131	0.38566	19.0	80.00- 120.00	100.00

RT	EXP RT	REL RT	MASS	RESPONSE	CONCENTRATIONS ON-COL (ug/ml)	FINAL (ug/kg)	TARGET RANGE	RATIO
$ 23 Terphenyl-d14 (SURR) (continued)								
10.143	10.143	(0.907)	122	2691			0.00- 38.17	8.38
* 26 Chrysene-d12						CAS #: 1719-03-5		
11.178	11.171	(1.000)	240	88042	0.80000		80.00- 120.00	100.00
11.172	11.171	(1.000)	120	6608			0.00- 37.66	7.51
* 33 Perylene-d12						CAS #: 1520-96-3		
12.484	12.480	(1.000)	264	77238	0.80000		80.00- 120.00	100.00
12.484	12.480	(1.000)	260	17628			0.00- 53.43	22.82

Data File: \\Svecd04\DD\chem\smsd01.i\S1050212.b\9282MB.D

Date : 02-MAY-2012 10:25

Client ID: 128646MB

Instrument: smsd01.i

Sample Info: SIM128646MB

Operator: MJ

Column phase: HPMS-5

Column diameter: 0.25

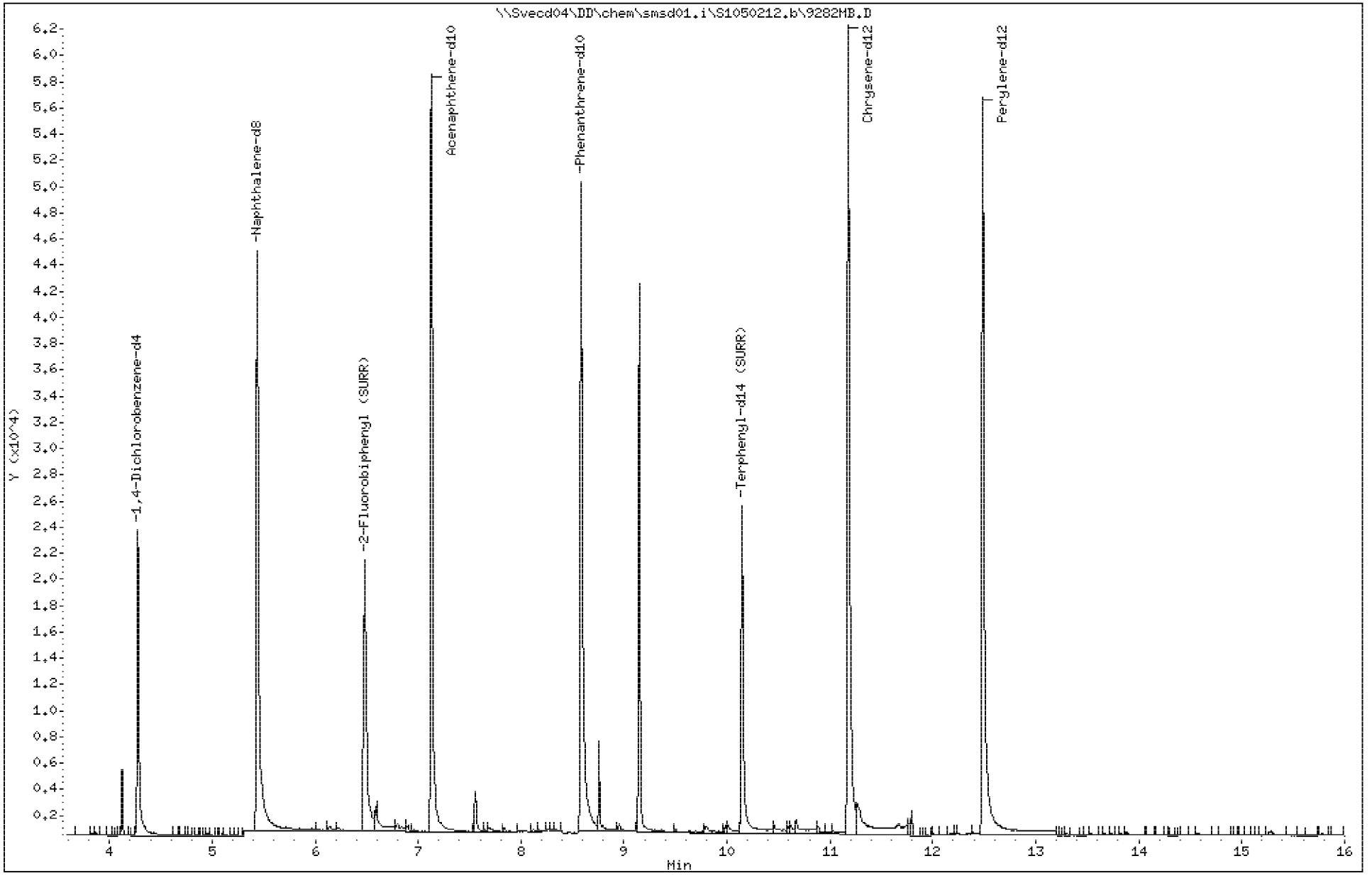

542

3505892

PEL Laboratories, Inc.

Data file : \\Svecd04\DD\chem\smsd01.i\S1050212.b\89202.D
Lab Smp Id: 350589202 Client Smp ID: EPAFMC-SW-01R
Inj Date : 02-MAY-2012 18:28 MS Autotune Date: 19-MAR-2012 07:15
Operator : MJ Inst ID: smsd01.i
Smp Info : SIM350589202
Misc Info :
Comment :
Method : \\Svecd04\DD\chem\smsd01.i\S1050212.b\SIMBCSTR.m
Meth Date : 02-May-2012 16:52 mjacobs Quant Type: ISTD
Cal Date : 10-APR-2012 09:54 Cal File: SIMCAL6.D
Als bottle: 22
Dil Factor: 1.00000
Integrator: HP RTE Compound Sublist: pah.sub
Target Version: 4.14 Sample Matrix: WATER

Concentration Formula: Amt * DF * (1/(Vo/1000))*Vf * CpndVariable

Name	Value	Description
DF	1.000	Dilution Factor
Vo	980.000	Volume of sample extracted (mL)
Vf	1.000	Final Volume
Cpnd Variable		Local Compound Variable

RT	EXP RT	REL RT	MASS	RESPONSE	CONCENTRATIONS ON-COL (ug/ml)	FINAL (ug/l)	TARGET RANGE	RATIO
* 3 1,4-Dichlorobenzene-d4						CAS #: 3855-82-1		
4.276	4.276	(1.000)	152	19148	0.80000		80.00- 120.00	100.00
4.276	4.276	(1.000)	115	10759			28.07- 88.07	56.19
* 5 Naphthalene-d8						CAS #: 1146-65-2		
5.429	5.429	(1.000)	136	67670	0.80000		80.00- 120.00	100.00
5.429	5.429	(1.000)	68	3290			0.00- 35.06	4.86
6 Naphthalene						CAS #: 91-20-3		
5.453	5.453	(1.004)	128	3342	0.03741	0.038	80.00- 120.00	100.00
5.453	5.453	(1.004)	129	355			0.00- 40.46	10.62
$ 10 2-Fluorobiphenyl (SURR)						CAS #: 321-60-8		
6.470	6.470	(0.908)	172	30481	0.41061	0.42	80.00- 120.00	100.00
6.470	6.470	(0.908)	171	10176			4.05- 64.05	33.38
* 13 Acenaphthene-d10						CAS #: 15067-26-2		
7.122	7.122	(1.000)	164	43720	0.80000		80.00- 120.00	100.00
7.122	7.122	(1.000)	162	40687			63.81- 123.81	93.06
* 17 Phenanthrene-d10						CAS #: 1517-22-2		
8.575	8.581	(1.000)	188	82105	0.80000		80.00- 120.00	100.00

RT	EXP RT	REL RT	MASS	RESPONSE	CONCENTRATIONS ON-COL (ug/ml)	FINAL (ug/l)	TARGET RANGE	RATIO
* 17 Phenanthrene-d10 (continued)								
8.575	8.581	(1.000)	94	6084			0.00- 36.81	7.41
18 Phenanthrene						CAS #: 85-01-8		
8.601	8.601	(1.003)	178	3052	0.02982	0.030	80.00- 120.00	100.00
8.594	8.601	(1.002)	179	829			0.00- 45.31	27.16
21 Fluoranthene						CAS #: 206-44-0		
9.766	9.773	(1.139)	202	3418	0.03020	0.031	80.00- 120.00	100.00
9.766	9.773	(1.139)	101	318			0.00- 38.72	9.30
$ 23 Terphenyl-d14 (SURR)						CAS #: 1718-51-0		
10.137	10.143	(0.908)	244	37721	0.40255	0.41	80.00- 120.00	100.00
10.137	10.143	(0.908)	122	3295			0.00- 38.17	8.74
* 26 Chrysene-d12						CAS #: 1719-03-5		
11.165	11.171	(1.000)	240	99023	0.80000		80.00- 120.00	100.00
11.165	11.171	(1.000)	120	7891			0.00- 37.66	7.97
* 33 Perylene-d12						CAS #: 1520-96-3		
12.476	12.480	(1.000)	264	89037	0.80000		80.00- 120.00	100.00
12.476	12.480	(1.000)	260	20851			0.00- 53.43	23.42

Data File: \\Svecd04\DD\chem\smsd01.i\S1050212.b\89202.D
Date : 02-MAY-2012 18:28
Client ID: EPAFMC-SW-01R
Sample Info: SIM350589202
Purge Volume: 980.0
Column phase: HPMS-5

Instrument: smsd01.i
Operator: MJ
Column diameter: 0.25

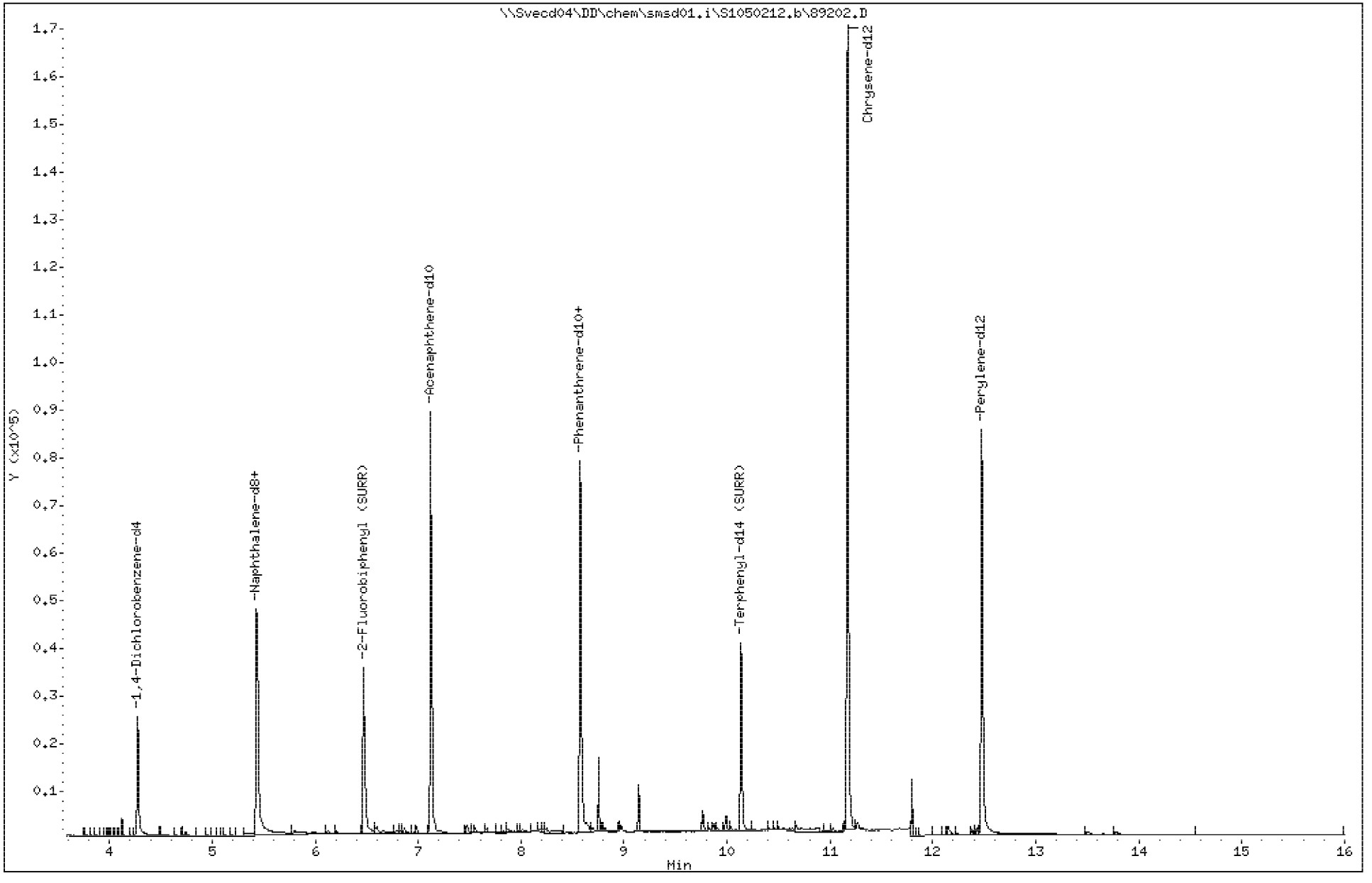

545

3505892

PEL Laboratories, Inc.

Data file : \\Svecd04\DD\chem\smsd01.i\S1050212.b\89203.D
Lab Smp Id: 350589203 Client Smp ID: EPAFMC-SW-03R
Inj Date : 02-MAY-2012 18:52 MS Autotune Date: 19-MAR-2012 07:15
Operator : MJ Inst ID: smsd01.i
Smp Info : SIM350589203
Misc Info :
Comment :
Method : \\Svecd04\DD\chem\smsd01.i\S1050212.b\SIMBCSTR.m
Meth Date : 02-May-2012 16:52 mjacobs Quant Type: ISTD
Cal Date : 10-APR-2012 09:54 Cal File: SIMCAL6.D
Als bottle: 23
Dil Factor: 1.00000
Integrator: HP RTE Compound Sublist: pah.sub
Target Version: 4.14 Sample Matrix: WATER

Concentration Formula: Amt * DF * (1/(Vo/1000))*Vf * CpndVariable

Name	Value	Description
DF	1.000	Dilution Factor
Vo	980.000	Volume of sample extracted (mL)
Vf	1.000	Final Volume
Cpnd Variable		Local Compound Variable

RT	EXP RT	REL RT	MASS	RESPONSE	CONCENTRATIONS ON-COL (ug/ml)	FINAL (ug/l)	TARGET RANGE	RATIO
* 3 1,4-Dichlorobenzene-d4						CAS #: 3855-82-1		
4.276	4.276	(1.000)	152	18107	0.80000		80.00- 120.00	100.00
4.276	4.276	(1.000)	115	10335			28.07- 88.07	57.08
* 5 Naphthalene-d8						CAS #: 1146-65-2		
5.429	5.429	(1.000)	136	65597	0.80000		80.00- 120.00	100.00
5.429	5.429	(1.000)	68	3014			0.00- 35.06	4.59
6 Naphthalene						CAS #: 91-20-3		
5.453	5.453	(1.004)	128	3659	0.04226	0.043	80.00- 120.00	100.00
5.453	5.453	(1.004)	129	365			0.00- 40.46	9.98
$ 10 2-Fluorobiphenyl (SURR)						CAS #: 321-60-8		
6.471	6.470	(0.908)	172	28845	0.41157	0.42	80.00- 120.00	100.00
6.471	6.470	(0.908)	171	9922			4.05- 64.05	34.40
* 13 Acenaphthene-d10						CAS #: 15067-26-2		
7.122	7.122	(1.000)	164	41277	0.80000		80.00- 120.00	100.00
7.122	7.122	(1.000)	162	38547			63.81- 123.81	93.39
* 17 Phenanthrene-d10						CAS #: 1517-22-2		
8.575	8.581	(1.000)	188	78329	0.80000		80.00- 120.00	100.00

RT	EXP RT	REL RT	MASS	RESPONSE	CONCENTRATIONS ON-COL (ug/ml)	FINAL (ug/l)	TARGET RANGE	RATIO
* 17 Phenanthrene-d10 (continued)								
8.575	8.581	(1.000)	94	5684			0.00- 36.81	7.26
18 Phenanthrene						CAS #: 85-01-8		
8.601	8.601	(1.003)	178	2822	0.02890	0.029	80.00- 120.00	100.00
8.594	8.601	(1.002)	179	770			0.00- 45.31	27.29
21 Fluoranthene						CAS #: 206-44-0		
9.767	9.773	(1.139)	202	3345	0.03098	0.032	80.00- 120.00	100.00
9.767	9.773	(1.139)	101	295			0.00- 38.72	8.82
22 Pyrene						CAS #: 129-00-0		
9.992	9.992	(0.895)	202	2766	0.02093	0.021	80.00- 120.00	100.00
9.986	9.992	(0.894)	200	563			0.00- 49.95	20.35
$ 23 Terphenyl-d14 (SURR)						CAS #: 1718-51-0		
10.143	10.143	(0.908)	244	34997	0.39116	0.40	80.00- 120.00	100.00
10.137	10.143	(0.908)	122	2957			0.00- 38.17	8.45
25 Benzo[a]anthracene						CAS #: 56-55-3		
11.159	11.159	(0.999)	228	1694	0.02025	0.021	80.00- 120.00	100.00
11.159	11.159	(0.999)	229	637			0.00- 49.42	37.60
* 26 Chrysene-d12						CAS #: 1719-03-5		
11.165	11.171	(1.000)	240	94547	0.80000		80.00- 120.00	100.00
11.165	11.171	(1.000)	120	7572			0.00- 37.66	8.01
30 Benzo[b]fluoranthene						CAS #: 205-99-2		
12.146	12.146	(0.974)	252	2132	0.02219	0.023	80.00- 120.00	100.00
12.150	12.146	(0.974)	253	442			0.00- 51.31	20.73
* 33 Perylene-d12						CAS #: 1520-96-3		
12.476	12.480	(1.000)	264	86145	0.80000		80.00- 120.00	100.00
12.473	12.480	(1.000)	260	19817			0.00- 53.43	23.00

Data File: \\Svecd04\DD\chem\smsd01.i\S1050212.b\89203.D
Date : 02-MAY-2012 18:52
Client ID: EPAFMC-SW-03R
Sample Info: SIM350589203
Purge Volume: 980.0
Column phase: HPMS-5

Instrument: smsd01.i
Operator: MJ
Column diameter: 0.25

548

3505892

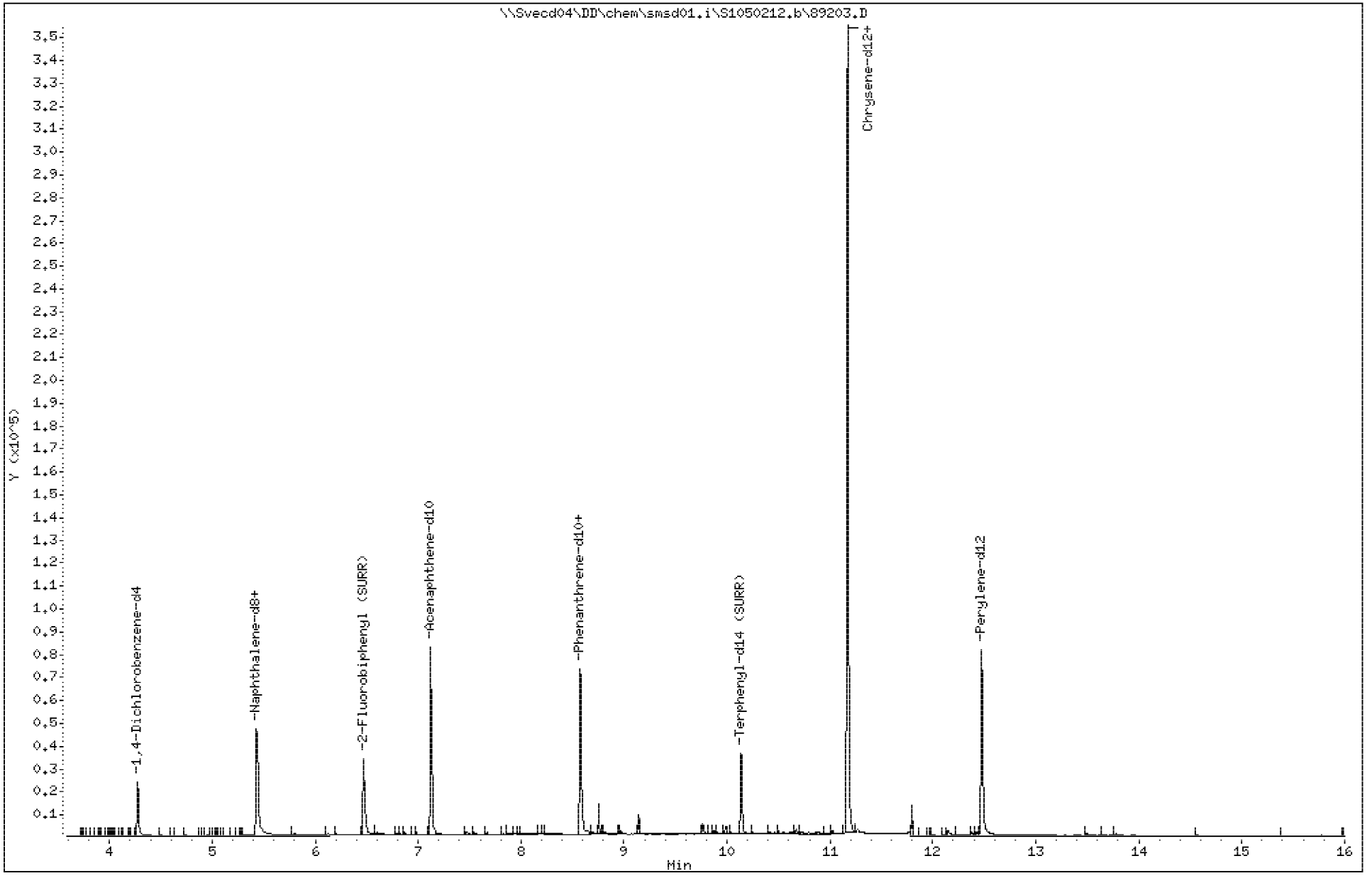

PEL Laboratories, Inc.

Data file : \\Svecd04\DD\chem\smsd01.i\S1050212.b\89204.D
Lab Smp Id: 350589204 Client Smp ID: EPAFMC-SW-04
Inj Date : 02-MAY-2012 19:16 MS Autotune Date: 19-MAR-2012 07:15
Operator : MJ Inst ID: smsd01.i
Smp Info : SIM350589204
Misc Info :
Comment :
Method : \\Svecd04\DD\chem\smsd01.i\S1050212.b\SIMBCSTR.m
Meth Date : 02-May-2012 16:52 mjacobs Quant Type: ISTD
Cal Date : 10-APR-2012 09:54 Cal File: SIMCAL6.D
Als bottle: 24
Dil Factor: 1.00000
Integrator: HP RTE Compound Sublist: pah.sub
Target Version: 4.14 Sample Matrix: WATER

Concentration Formula: Amt * DF * (1/(Vo/1000))*Vf * CpndVariable

Name	Value	Description
DF	1.000	Dilution Factor
Vo	980.000	Volume of sample extracted (mL)
Vf	1.000	Final Volume
Cpnd Variable		Local Compound Variable

RT	EXP RT	REL RT	MASS	RESPONSE	CONCENTRATIONS ON-COL (ug/ml)	FINAL (ug/l)	TARGET RANGE	RATIO
* 3 1,4-Dichlorobenzene-d4						CAS #: 3855-82-1		
4.276	4.276	(1.000)	152	18835	0.80000		80.00- 120.00	100.00
4.276	4.276	(1.000)	115	10619			28.07- 88.07	56.38
* 5 Naphthalene-d8						CAS #: 1146-65-2		
5.437	5.429	(1.000)	136	66612	0.80000		80.00- 120.00	100.00
5.429	5.429	(1.000)	68	3047			0.00- 35.06	4.57
$ 10 2-Fluorobiphenyl (SURR)						CAS #: 321-60-8		
6.471	6.470	(0.908)	172	27231	0.38509	0.39	80.00- 120.00	100.00
6.471	6.470	(0.908)	171	9261			4.05- 64.05	34.01
* 13 Acenaphthene-d10						CAS #: 15067-26-2		
7.122	7.122	(1.000)	164	41647	0.80000		80.00- 120.00	100.00
7.122	7.122	(1.000)	162	39242			63.81- 123.81	94.23
* 17 Phenanthrene-d10						CAS #: 1517-22-2		
8.581	8.581	(1.000)	188	80251	0.80000		80.00- 120.00	100.00
8.575	8.581	(1.000)	94	5529			0.00- 36.81	6.89
$ 23 Terphenyl-d14 (SURR)						CAS #: 1718-51-0		
10.143	10.143	(0.908)	244	34024	0.37833	0.39	80.00- 120.00	100.00

RT	EXP RT	REL RT	MASS	RESPONSE	CONCENTRATIONS ON-COL (ug/ml)	FINAL (ug/l)	TARGET RANGE	RATIO
$ 23 Terphenyl-d14 (SURR) (continued)								
10.137	10.143	(0.907)	122	2865			0.00- 38.17	8.42
* 26 Chrysene-d12						CAS #: 1719-03-5		
11.172	11.171	(1.000)	240	95037	0.80000		80.00- 120.00	100.00
11.165	11.171	(1.000)	120	7874			0.00- 37.66	8.29
* 33 Perylene-d12						CAS #: 1520-96-3		
12.476	12.480	(1.000)	264	86384	0.80000		80.00- 120.00	100.00
12.476	12.480	(1.000)	260	20041			0.00- 53.43	23.20

Data File: \\Svecd04\DD\chem\smsd01.i\S1050212.b\89204.D
Date : 02-MAY-2012 19:16
Client ID: EPAFMC-SW-04
Sample Info: SIM350589204
Purge Volume: 980.0
Column phase: HPMS-5

Instrument: smsd01.i
Operator: MJ
Column diameter: 0.25

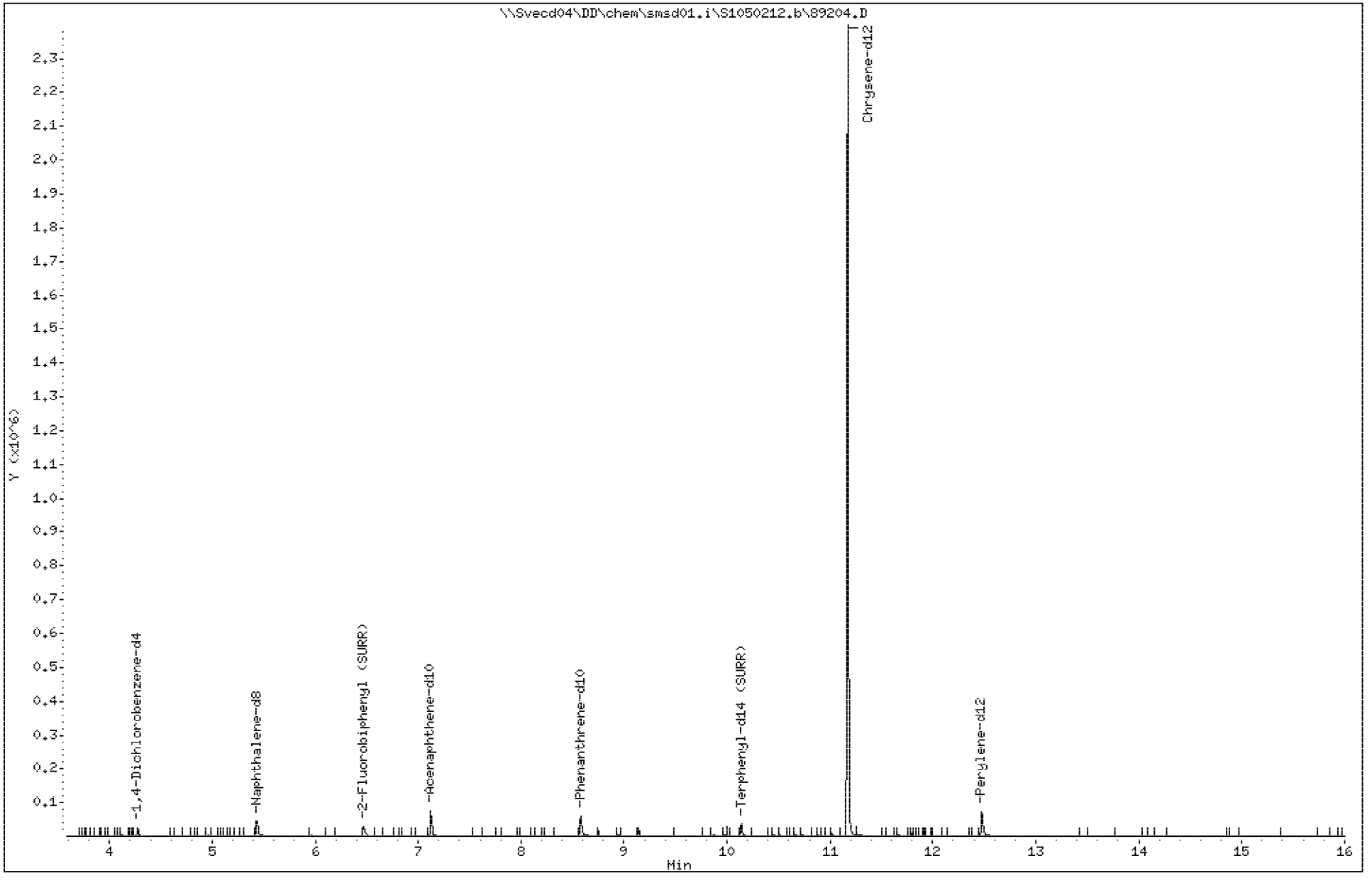

551

3505892

Data File: \\Svecd04\DD\chem\smsd01.i\S1050312.b\DFTPP1.D
Report Date: 03-May-2012 15:35

PEL Laboratories, Inc.

Data file : \\Svecd04\DD\chem\smsd01.i\S1050312.b\DFTPP1.D
Lab Smp Id: 45777 Client Smp ID: DFTPP1
Inj Date : 03-MAY-2012 07:03 MS Autotune Date: 19-MAR-2012 07:15
Operator : MJ Inst ID: smsd01.i
Smp Info : 45777
Misc Info :
Comment :
Method : \\Svecd04\DD\chem\smsd01.i\S1050312.b\DoDTUN.m
Meth Date : 03-May-2012 15:23 mjacobs Quant Type: ISTD
Cal Date : 23-MAR-2009 02:58 Cal File: AP9CAL1.D
Als bottle: 100 QC Sample: DFTPP
Dil Factor: 1.00000
Integrator: HP RTE Compound Sublist: all.sub
Target Version: 4.14 Sample Matrix: WATER
Processing Host: SVECD04

Concentration Formula: Amt * DF * Uf * Vf * Vi * CpndVariable

Name	Value	Description
DF	1.000	Dilution Factor
Uf	1.000	ng unit correction factor
Vf	1.000	Volumetric correction factor
Vi	1.000	Injection Volume
Cpnd Variable		Local Compound Variable

RT	EXP RT	REL RT	MASS	RESPONSE	CONCENTRATIONS ON-COL (ug/L)	CONCENTRATIONS FINAL (ug/L)	TARGET RANGE	RATIO
1 dftpp						CAS #: 5074-71-5		
7.349	7.610	(0.000)	198	603264			0.00- 100.00	100.00
7.349	7.610	(0.000)	51	183808			10.00- 80.00	30.47
7.349	7.610	(0.000)	68	4833			0.00- 2.00	1.96
7.349	7.610	(0.000)	69	247040			0.00- 0.00	40.95
7.349	7.610	(0.000)	70	2198			0.00- 2.00	0.89
7.349	7.610	(0.000)	127	298944			10.00- 80.00	49.55
7.349	7.610	(0.000)	197	0	0.0	0.0	0.00- 2.00	0.00
7.349	7.610	(0.000)	199	41424			5.00- 9.00	6.87
7.349	7.610	(0.000)	275	174336			10.00- 60.00	28.90
7.349	7.610	(0.000)	365	21896			1.00- 0.00	3.63
7.349	7.610	(0.000)	441	70240			0.01- 24.00	14.63
7.349	7.610	(0.000)	442	480128			50.00- 0.00	79.59
7.349	7.610	(0.000)	443	94216			15.00- 24.00	19.62

Data File: \\Svecd04\DD\chem\smsd01.i\S1050312.b\DFTPP1.D
Date : 03-MAY-2012 07:03
Client ID: DFTPP1
Sample Info: 45777
Volume Injected (uL): 1.0
Column phase:

Instrument: smsd01.i
Operator: MJ
Column diameter: 2.00

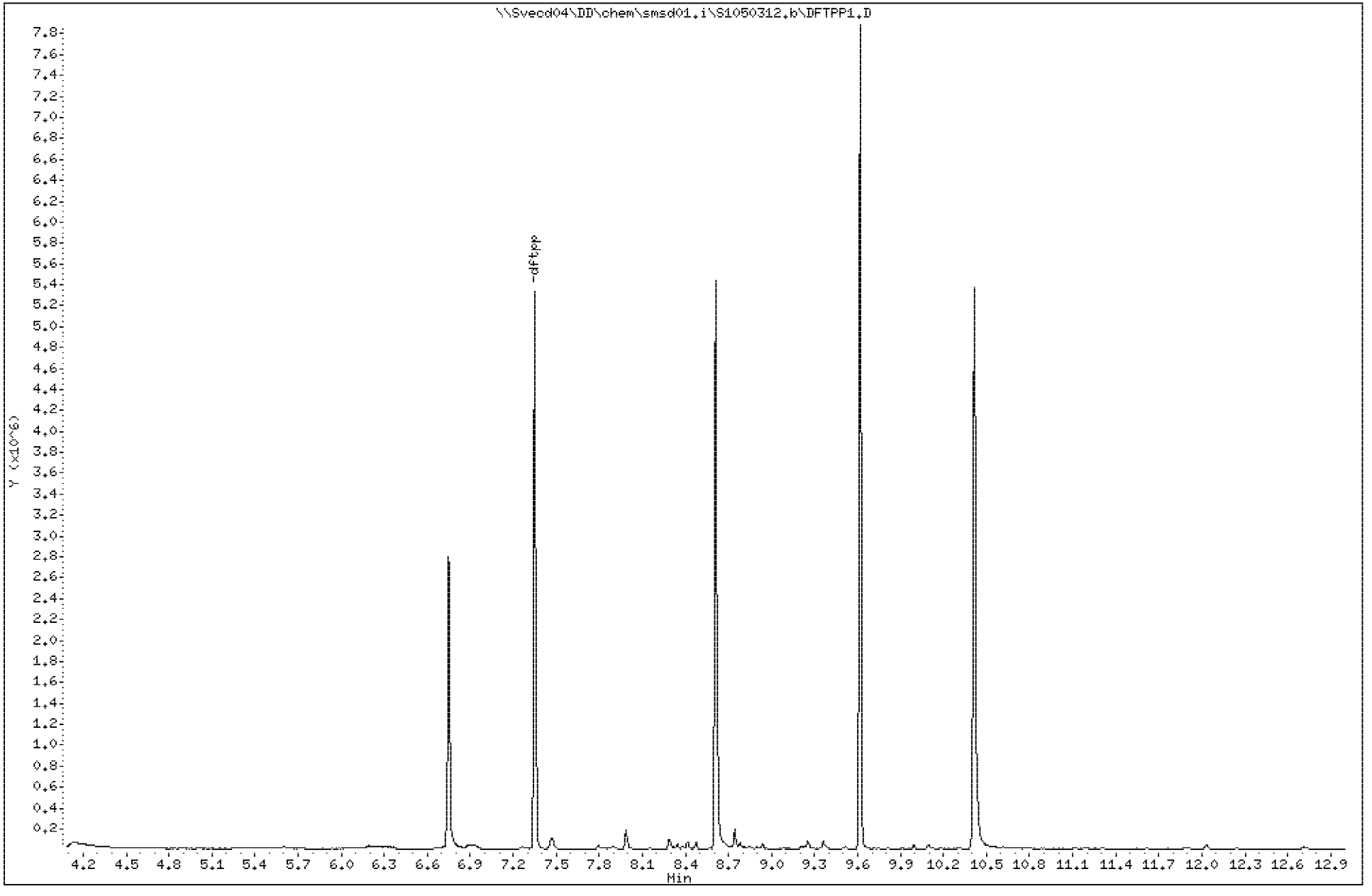

553

3505892

Data File: \\Svecd04\DD\chem\smsd01.i\S1050312.b\DFTPP1.D

Date : 03-MAY-2012 07:03

Client ID: DFTPP1 Instrument: smsd01.i

Sample Info: 45777

Volume Injected (uL): 1.0 Operator: MJ

Column phase: Column diameter: 2.00

1 dftpp

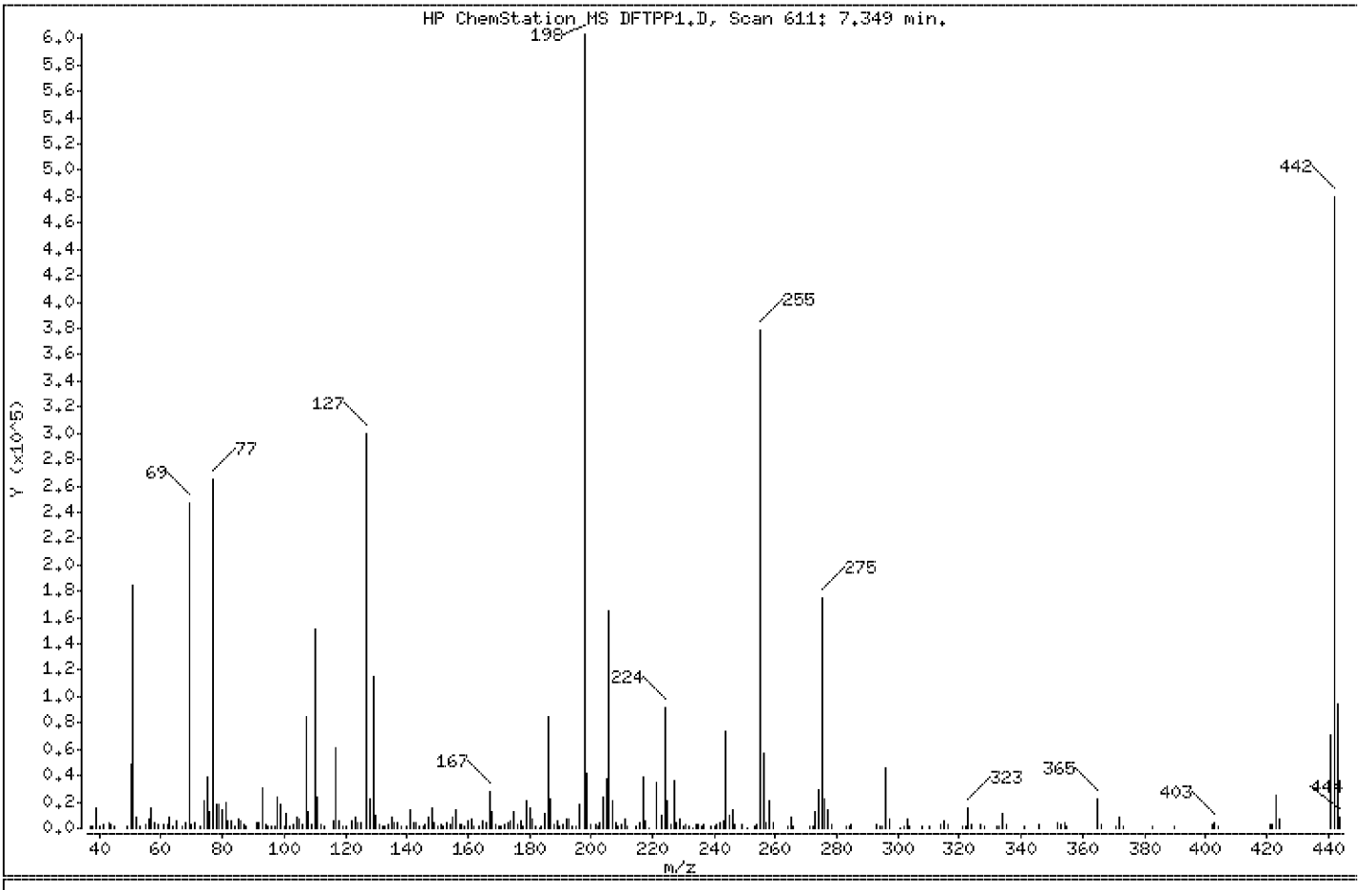

m/e	ION ABUNDANCE CRITERIA	% RELATIVE ABUNDANCE
198	Base Peak, 100% relative abundance	100.00
51	10.00 - 80.00% of mass 198	30.47
68	Less than 2.00% of mass 69	0.80 (1.96)
69	Mass 69 relative abundance	40.95
70	Less than 2.00% of mass 69	0.36 (0.89)
127	10.00 - 80.00% of mass 198	49.55
197	Less than 2.00% of mass 198	0.00
199	5.00 - 9.00% of mass 198	6.87
275	10.00 - 60.00% of mass 198	28.90
365	Greater than 1.00% of mass 198	3.63
441	0.01 - 24.00% of mass 442	11.64 (14.63)
442	Greater than 50.00% of mass 198	79.59
443	15.00 - 24.00% of mass 442	15.62 (19.62)

Data File: \\Svecd04\DD\chem\smsd01.i\S1050312.b\DFTPP1.D

Date : 03-MAY-2012 07:03

Client ID: DFTPP1 Instrument: smsd01.i

Sample Info: 45777

Volume Injected (uL): 1.0 Operator: MJ

Column phase: Column diameter: 2.00

Data File: DFTPP1.D
Spectrum: HP ChemStation MS DFTPP1.D, Scan 611: 7.349 min.
Location of Maximum: 197.90
Number of points: 260

m/z	Y	m/z	Y	m/z	Y	m/z	Y
37.00	1045	113.00	1399	185.00	10845	263.90	899
38.00	2032	116.00	4864	186.00	83936	265.00	8942
39.10	15190	117.00	60592	187.00	21744	266.00	1382
40.00	1565	117.90	5186	188.00	2320	270.90	730
41.10	2739	119.00	802	188.90	5607	272.00	1243
43.10	3870	120.00	1060	190.00	964	273.00	12313
44.00	3165	122.00	6153	191.00	2110	274.00	28496
45.10	727	123.00	8553	192.00	6649	275.00	174336
49.10	1314	124.00	4026	193.00	7548	276.00	22760
50.00	49128	125.00	3556	193.90	1869	277.00	14401
51.10	183808	127.00	298944	195.10	1183	278.00	2301
52.00	9001	128.00	21752	196.00	17632	283.00	1548
53.00	805	129.00	115360	197.90	603264	284.00	988
55.00	3180	130.00	9028	198.90	41424	285.00	2481
56.00	6637	131.00	2171	200.00	3250	293.00	3259
57.00	15008	132.00	825	201.40	2584	294.00	791
58.10	4085	132.90	825	202.00	1529	295.10	716
59.00	2138	133.90	3159	203.00	4253	296.00	46256
61.00	2673	135.00	8932	204.00	23296	297.00	7558
62.00	2625	136.00	4452	205.00	36992	300.90	693
63.00	8833	137.10	4796	206.00	164416	301.90	1043
64.00	1350	138.00	1023	207.00	20752	303.00	6593
65.10	5026	140.00	1545	208.00	4847	304.00	980
67.00	1078	141.00	13295	209.00	2016	308.00	888
68.00	4833	142.00	4632	210.00	2321	310.00	722
69.00	247040	143.00	3652	211.00	6493	314.00	2159
70.00	2198	144.00	1120	212.00	1503	315.00	6079
71.00	3616	145.00	1049	214.90	1928	316.00	3198
73.10	2067	146.00	2304	216.00	3837	321.00	1724
74.00	21432	147.00	8103	216.90	39160	322.00	776
75.00	39256	148.00	15882	217.90	5428	323.00	15274
76.00	13112	149.00	3885	218.90	654	324.00	2494
77.10	264832	150.00	1052	221.00	34968	326.90	2885
78.10	17816	151.20	2103	223.00	9102	327.90	1509
79.00	17344	151.90	970	224.00	91624	332.00	1101

Data File: \\Svecd04\DD\chem\smsd01.i\S1050312.b\DFTPP1.D

Date : 03-MAY-2012 07:03

Client ID: DFTPP1 Instrument: smsd01.i

Sample Info: 45777

Volume Injected (uL): 1.0 Operator: MJ

Column phase: Column diameter: 2.00

Data File: DFTPP1.D
Spectrum: HP ChemStation MS DFTPP1.D, Scan 611: 7.349 min.
Location of Maximum: 197.90
Number of points: 260

m/z	Y	m/z	Y	m/z	Y	m/z	Y
80.00	13981	152.90	4691	225.00	21376	333.00	1697
81.00	19872	153.90	3340	226.10	2634	334.00	10999
82.00	5446	155.00	7758	227.00	36224	335.00	2662
83.00	5042	156.00	13768	228.00	4733	341.00	1571
84.00	1248	157.00	2502	229.00	7241	345.90	2892
85.10	7366	157.90	2377	229.90	1479	352.00	3835
86.00	5508	159.00	1566	231.00	3258	353.00	2958
86.90	2825	159.90	5027	232.00	875	354.00	4477
87.90	1078	161.00	7254	233.00	693	354.90	782
91.00	4833	162.00	1774	234.00	2539	365.00	21896
92.00	4761	163.90	942	235.00	2626	365.90	2483
93.00	30048	165.00	5690	236.00	1688	371.00	1235
94.00	2556	165.90	4413	236.90	3380	372.00	8665
95.00	1347	167.00	27176	239.00	1614	373.00	1964
96.00	1939	168.00	12786	240.00	1019	382.90	1901
97.10	1838	169.00	2471	241.00	2137	390.00	1137
98.00	23672	170.00	1218	241.90	3941	402.00	3378
99.00	18304	170.90	1082	243.00	5247	403.00	3508
100.00	1599	171.90	2802	244.00	72848	404.00	1646
101.00	10413	172.90	3542	245.00	10181	421.00	3465
101.90	838	174.00	6213	246.00	13478	422.00	3430
103.00	3056	175.00	12484	247.00	3207	423.00	24312
104.00	7971	175.90	3381	248.90	2528	424.00	6281
105.00	6582	177.00	5114	251.00	674	441.00	70240
106.10	2531	177.90	1926	253.00	1678	442.00	480128
107.00	85040	179.00	20576	254.00	3277	443.00	94216
108.00	12643	180.00	14924	255.00	379008	444.00	8209
109.10	2206	181.00	6430	256.00	56824		
110.00	151040	182.10	1203	257.00	3940		
111.00	23424	183.10	686	258.00	20640		
112.00	3135	183.90	1561	259.00	3784		

DFTPP TUNE/TAILING FACTOR/DEGRADATION SAMPLE AND GRAPHIC REPORT

Report Date: 05/03/2012 07:18

Datafile Analyzed: \\Svecd04\DD\chem\smsd01.i\S1050312.b\DFTPP1.D

DFTPP TUNE/TAILING FACTOR/DEGRADATION SAMPLE AND GRAPHIC REPORT

Report Date: 05/03/2012 15:35

Datafile Analyzed: //Svecd04/DD/chem/smsd01.i/S1050312.b/DFTPP1.D

PEL Laboratories, Inc.

Data file : \\Svecd04\DD\chem\smsd01.i\S1050312.b\SIMCCV1.D
Lab Smp Id: 45886 Client Smp ID: SIMCCV1
Inj Date : 03-MAY-2012 07:23 MS Autotune Date: 19-MAR-2012 07:15
Operator : MJ Inst ID: smsd01.i
Smp Info : 45886
Misc Info :
Comment :
Method : \\Svecd04\DD\chem\smsd01.i\S1050312.b\SIMBCSTR.m
Meth Date : 03-May-2012 07:41 mjacobs Quant Type: ISTD
Cal Date : 10-APR-2012 09:54 Cal File: SIMCAL6.D
Als bottle: 95 Continuing Calibration Sample
Dil Factor: 1.00000
Integrator: HP RTE Compound Sublist: pah.sub
Target Version: 4.14 Sample Matrix: WATER
Processing Host: SVECD04

Concentration Formula: Amt * DF * (1/(Vo/1000))*Vf * CpndVariable

Name	Value	Description
DF	1.000	Dilution Factor
Vo	1000.000	Volume of sample extracted (mL)
Vf	1.000	Final Volume
Cpnd Variable		Local Compound Variable

RT	EXP RT	REL RT	MASS	RESPONSE	AMOUNTS CAL-AMT (ug/ml)	AMOUNTS ON-COL (ug/ml)	TARGET RANGE	RATIO
* 3 1,4-Dichlorobenzene-d4							CAS #: 3855-82-1	
4.276	4.276	(1.000)	152	20452	0.80000		80.00- 120.00	100.00
4.276	4.276	(1.000)	115	11837			27.88- 87.88	57.88
* 5 Naphthalene-d8							CAS #: 1146-65-2	
5.430	5.430	(1.000)	136	71425	0.80000		80.00- 120.00	100.00
5.430	5.430	(1.000)	68	3569			0.00- 35.00	5.00
6 Naphthalene							CAS #: 91-20-3	
5.453	5.453	(1.004)	128	45913	0.50000	0.49	80.00- 120.00	100.00
5.453	5.453	(1.004)	129	4686			0.00- 40.21	10.21
8 2-Methylnaphthalene							CAS #: 91-57-6	
6.114	6.114	(1.126)	142	29939	0.50000	0.54	80.00- 120.00	100.00
6.114	6.114	(1.126)	141	24307			51.19- 111.19	81.19
9 1-Methylnaphthalene							CAS #: 90-12-0	
6.208	6.208	(1.143)	142	32918	0.50000	0.46	80.00- 120.00	100.00
6.208	6.208	(1.143)	141	28003			55.07- 115.07	85.07
$ 10 2-Fluorobiphenyl (SURR)							CAS #: 321-60-8	
6.471	6.471	(0.908)	172	39334	0.50000	0.54	80.00- 120.00	100.00

```
                                          AMOUNTS
                                        CAL-AMT   ON-COL
  RT   EXP RT   REL RT   MASS  RESPONSE (ug/ml)  (ug/ml)   TARGET RANGE    RATIO
 ==== ======== ========  ====  ======== =======  =======   ============    =====

$  10 2-Fluorobiphenyl (SURR) (continued)
6.471    6.471 ( 0.908)   171     13021                     3.10-  63.10    33.11
--------------------------------------------------------------------------------
   12 Acenaphthylene                                CAS #: 208-96-8
6.982    6.982 ( 0.980)   152     48288 0.50000     0.55  80.00- 120.00   100.00
6.982    6.982 ( 0.980)   151      9123                     0.00-  48.89    18.89
--------------------------------------------------------------------------------
*  13 Acenaphthene-d10                              CAS #: 15067-26-2
7.122    7.122 ( 1.000)   164     42458 0.80000            80.00- 120.00   100.00
7.122    7.122 ( 1.000)   162     40355                    65.05- 125.05    95.05
--------------------------------------------------------------------------------
   14 Acenaphthene                                  CAS #: 83-32-9
7.158    7.158 ( 1.005)   153     31528 0.50000     0.48  80.00- 120.00   100.00
7.158    7.158 ( 1.005)   154     28834                    61.46- 121.46    91.46
--------------------------------------------------------------------------------
   16 Fluorene                                      CAS #: 86-73-7
7.668    7.668 ( 1.077)   166     33806 0.50000     0.52  80.00- 120.00   100.00
7.668    7.668 ( 1.077)   165     31233                    62.39- 122.39    92.39
--------------------------------------------------------------------------------
*  17 Phenanthrene-d10                              CAS #: 1517-22-2
8.581    8.581 ( 1.000)   188     82669 0.80000            80.00- 120.00   100.00
8.575    8.575 ( 1.000)    94      6127                     0.00-  37.41     7.41
--------------------------------------------------------------------------------
   18 Phenanthrene                                  CAS #: 85-01-8
8.601    8.601 ( 1.002)   178     46475 0.50000     0.45  80.00- 120.00   100.00
8.601    8.601 ( 1.002)   179      7151                     0.00-  45.39    15.39
--------------------------------------------------------------------------------
   19 Anthracene                                    CAS #: 120-12-7
8.653    8.653 ( 1.008)   178     39185 0.50000     0.48  80.00- 120.00   100.00
8.653    8.653 ( 1.008)   179      5832                     0.00-  44.88    14.88
--------------------------------------------------------------------------------
   21 Fluoranthene                                  CAS #: 206-44-0
9.773    9.773 ( 1.139)   202     57411 0.50000     0.50  80.00- 120.00   100.00
9.767    9.767 ( 1.138)   101      4938                     0.00-  38.60     8.60
--------------------------------------------------------------------------------
   22 Pyrene                                        CAS #: 129-00-0
9.992    9.992 ( 0.894)   202     60396 0.50000     0.45  80.00- 120.00   100.00
9.992    9.992 ( 0.894)   200     12112                     0.00-  50.05    20.06
--------------------------------------------------------------------------------
$  23 Terphenyl-d14 (SURR)                          CAS #: 1718-51-0
10.143  10.143 ( 0.908)   244     41523 0.50000     0.46  80.00- 120.00   100.00
10.143  10.143 ( 0.908)   122      3491                     0.00-  38.41     8.41
--------------------------------------------------------------------------------
   25 Benzo[a]anthracene                            CAS #: 56-55-3
11.159  11.159 ( 0.999)   228     47826 0.50000     0.57  80.00- 120.00   100.00
11.159  11.159 ( 0.999)   229      9245                     0.00-  49.33    19.33
--------------------------------------------------------------------------------
*  26 Chrysene-d12                                  CAS #: 1719-03-5
11.172  11.172 ( 1.000)   240     95324 0.80000            80.00- 120.00   100.00
11.165  11.165 ( 1.000)   120      7295                     0.00-  37.65     7.65
--------------------------------------------------------------------------------
   27 Chrysene                                      CAS #: 218-01-9
11.190  11.190 ( 1.002)   228     69544 0.50000     0.43  80.00- 120.00   100.00
```

RT	EXP RT	REL RT	MASS	RESPONSE	AMOUNTS CAL-AMT (ug/ml)	AMOUNTS ON-COL (ug/ml)	TARGET RANGE	RATIO
27 Chrysene (continued)								
11.190	11.190	(1.002)	226	17076			0.00- 54.55	24.56
30 Benzo[b]fluoranthene						CAS #: 205-99-2		
12.143	12.143	(0.973)	252	47555	0.50000	0.50	80.00- 120.00	100.00
12.146	12.146	(0.973)	253	11406			0.00- 53.98	23.99
31 Benzo[k]fluoranthene						CAS #: 207-08-9		
12.168	12.168	(0.975)	252	78722	0.50000	0.49	80.00- 120.00	100.00
12.168	12.168	(0.975)	253	16256			0.00- 50.65	20.65
32 Benzo[a]pyrene						CAS #: 50-32-8		
12.428	12.428	(0.996)	252	47797	0.50000	0.57	80.00- 120.00	100.00(M)
12.428	12.428	(0.996)	253	9959			0.00- 50.84	20.84
* 33 Perylene-d12						CAS #: 1520-96-3		
12.480	12.480	(1.000)	264	85037	0.80000		80.00- 120.00	100.00
12.480	12.480	(1.000)	260	19850			0.00- 53.34	23.34
34 Indeno[1,2,3-cd]pyrene						CAS #: 193-39-5		
13.487	13.487	(1.081)	276	60560	0.50000	0.47	80.00- 120.00	100.00
13.487	13.487	(1.081)	138	10467			0.00- 47.28	17.29
35 Dibenz[a,h]anthracene						CAS #: 53-70-3		
13.499	13.499	(1.082)	278	47830	0.50000	0.48	80.00- 120.00	100.00
13.495	13.495	(1.081)	139	5307			0.00- 41.10	11.10
36 Benzo[g,h,i]perylene						CAS #: 191-24-2		
13.771	13.771	(1.103)	276	55279	0.50000	0.46	80.00- 120.00	100.00
13.767	13.767	(1.103)	138	8073			0.00- 44.60	14.60

QC Flag Legend

M - Compound response manually integrated.

Data File: \\Svecd04\DD\chem\smsd01.i\S1050312.b\SIMCCV1.D
Date : 03-MAY-2012 07:23
Client ID: SIMCCV1
Sample Info: 45886
Purge Volume: 1000.0
Column phase: HPMS-5

Instrument: smsd01.i
Operator: MJ
Column diameter: 0.25

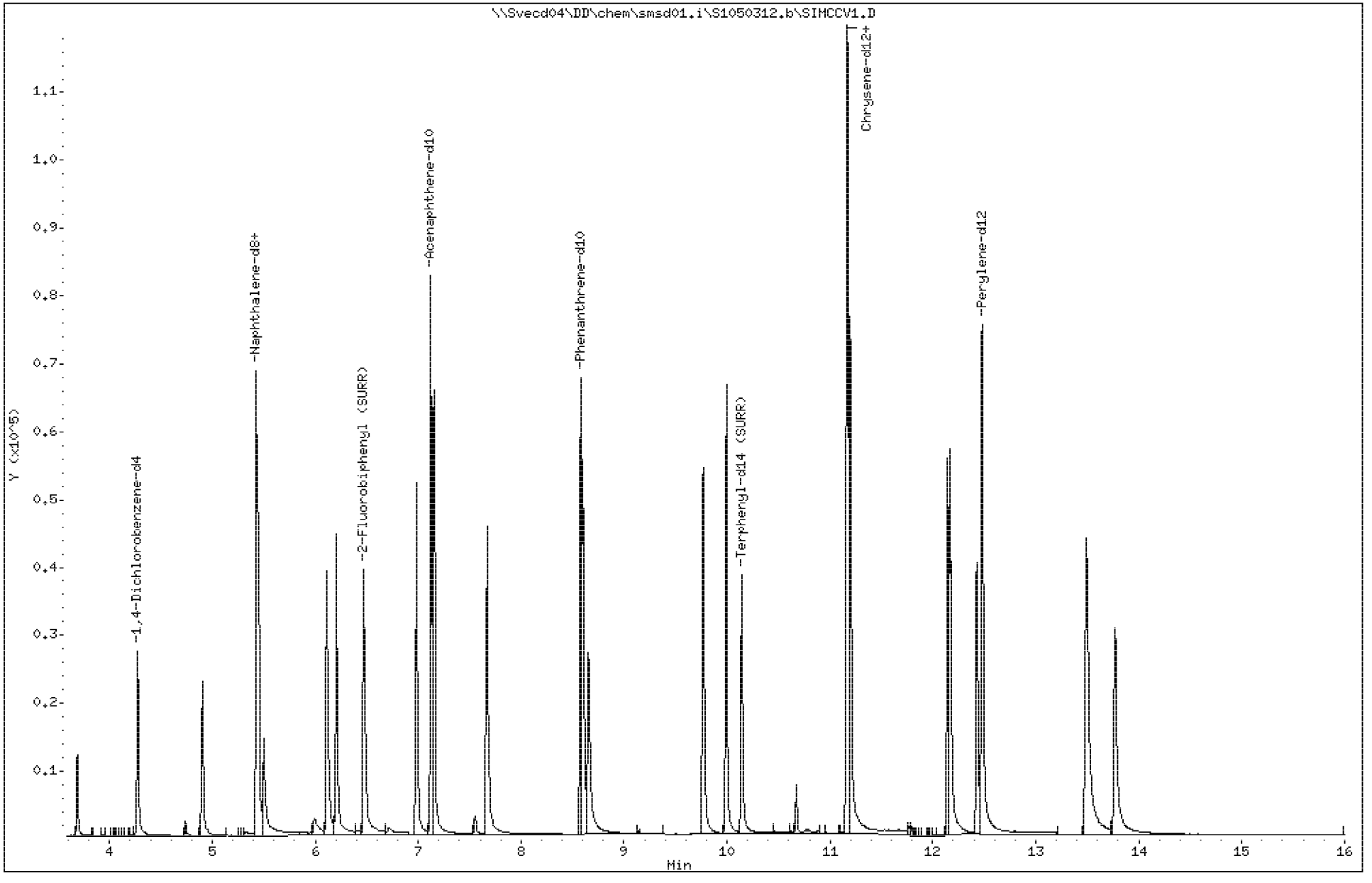

561

3505892

PEL Laboratories, Inc.

Data file : \\Svecd04\DD\chem\smsd01.i\S1050312.b\9282LCS.D
Lab Smp Id: 128647LCS Client Smp ID: 128647LCS
Inj Date : 03-MAY-2012 08:37 MS Autotune Date: 19-MAR-2012 07:15
Operator : MJ Inst ID: smsd01.i
Smp Info : SIM128647LCS
Misc Info :
Comment :
Method : \\Svecd04\DD\chem\smsd01.i\S1050312.b\SIMBCSTR.m
Meth Date : 03-May-2012 07:41 mjacobs Quant Type: ISTD
Cal Date : 10-APR-2012 09:54 Cal File: SIMCAL6.D
Als bottle: 3 QC Sample: LCS
Dil Factor: 1.00000
Integrator: HP RTE Compound Sublist: pah.sub
Target Version: 4.14 Sample Matrix: SOIL
Processing Host: SVECD04

Concentration Formula: Amt * DF * (1/((Ws * (1-(M/100)))/1000))*Vf * CpndVar

Name	Value	Description
DF	1.000	Dilution Factor
Ws	20.610	Weight of sample extracted (g)
M	0.00000	% Moisture
Vf	1.000	Final Volume
Cpnd Variable		Local Compound Variable

RT	EXP RT	REL RT	MASS	RESPONSE	CONCENTRATIONS ON-COL (ug/ml)	FINAL (ug/kg)	TARGET RANGE	RATIO
* 3 1,4-Dichlorobenzene-d4							CAS #: 3855-82-1	
4.276	4.276	(1.000)	152	18979	0.80000		80.00- 120.00	100.00
4.276	4.276	(1.000)	115	10874			27.88- 87.88	57.30
* 5 Naphthalene-d8							CAS #: 1146-65-2	
5.429	5.430	(1.000)	136	67614	0.80000		80.00- 120.00	100.00
5.429	5.430	(1.000)	68	3227			0.00- 35.00	4.77
6 Naphthalene							CAS #: 91-20-3	
5.453	5.453	(1.004)	128	56815	0.63655	30.9	80.00- 120.00	100.00
5.453	5.453	(1.004)	129	6001			0.00- 40.21	10.56
8 2-Methylnaphthalene							CAS #: 91-57-6	
6.114	6.114	(1.126)	142	27578	0.52072	25.3	80.00- 120.00	100.00
6.114	6.114	(1.126)	141	23405			51.19- 111.19	84.87
9 1-Methylnaphthalene							CAS #: 90-12-0	
6.208	6.208	(1.143)	142	26609	0.39754	19.3	80.00- 120.00	100.00
6.208	6.208	(1.143)	141	22071			55.07- 115.07	82.95

RT	EXP RT	REL RT	MASS	RESPONSE	CONCENTRATIONS ON-COL (ug/ml)	FINAL (ug/kg)	TARGET RANGE	RATIO
$ 10 2-Fluorobiphenyl (SURR)						CAS #: 321-60-8		
6.470	6.471	(0.908)	172	30213	0.42829	20.8	80.00- 120.00	100.00
6.470	6.471	(0.908)	171	10356			3.10- 63.10	34.28
12 Acenaphthylene						CAS #: 208-96-8		
6.982	6.982	(0.980)	152	44029	0.50956	24.7	80.00- 120.00	100.00
6.982	6.982	(0.980)	151	8214			0.00- 48.89	18.66
* 13 Acenaphthene-d10						CAS #: 15067-26-2		
7.122	7.122	(1.000)	164	41547	0.80000		80.00- 120.00	100.00
7.122	7.122	(1.000)	162	39074			65.05- 125.05	94.05
14 Acenaphthene						CAS #: 83-32-9		
7.149	7.158	(1.004)	153	31844	0.49537	24.0	80.00- 120.00	100.00
7.157	7.158	(1.005)	154	29211			61.46- 121.46	91.73
16 Fluorene						CAS #: 86-73-7		
7.668	7.668	(1.077)	166	34746	0.55227	26.8	80.00- 120.00	100.00
7.668	7.668	(1.077)	165	32073			62.39- 122.39	92.31
* 17 Phenanthrene-d10						CAS #: 1517-22-2		
8.575	8.581	(1.000)	188	80170	0.80000		80.00- 120.00	100.00
8.575	8.575	(1.000)	94	5551			0.00- 37.41	6.92
18 Phenanthrene						CAS #: 85-01-8		
8.601	8.601	(1.003)	178	58380	0.58412	28.3	80.00- 120.00	100.00
8.601	8.601	(1.003)	179	8923			0.00- 45.39	15.28
19 Anthracene						CAS #: 120-12-7		
8.652	8.653	(1.009)	178	48116	0.61061	29.6	80.00- 120.00	100.00
8.652	8.653	(1.009)	179	5469			0.00- 44.88	11.37
21 Fluoranthene						CAS #: 206-44-0		
9.766	9.773	(1.139)	202	63771	0.57708	28.0	80.00- 120.00	100.00
9.766	9.767	(1.139)	101	5396			0.00- 38.60	8.46
22 Pyrene						CAS #: 129-00-0		
9.992	9.992	(0.894)	202	61888	0.47110	22.8	80.00- 120.00	100.00
9.992	9.992	(0.894)	200	12418			0.00- 50.05	20.07
$ 23 Terphenyl-d14 (SURR)						CAS #: 1718-51-0		
10.143	10.143	(0.908)	244	36700	0.41258	20.0	80.00- 120.00	100.00
10.137	10.143	(0.907)	122	3083			0.00- 38.41	8.40
25 Benzo[a]anthracene						CAS #: 56-55-3		
11.159	11.159	(0.999)	228	53566	0.64418	31.2	80.00- 120.00	100.00
11.159	11.159	(0.999)	229	10632			0.00- 49.33	19.85
* 26 Chrysene-d12						CAS #: 1719-03-5		
11.171	11.172	(1.000)	240	94001	0.80000		80.00- 120.00	100.00
11.165	11.165	(1.000)	120	7439			0.00- 37.65	7.91
27 Chrysene						CAS #: 218-01-9		
11.190	11.190	(1.002)	228	73330	0.45764	22.2	80.00- 120.00	100.00

RT	EXP RT	REL RT	MASS	RESPONSE	CONCENTRATIONS ON-COL (ug/ml)	FINAL (ug/kg)	TARGET RANGE	RATIO
27 Chrysene (continued)								
11.190	11.190	(1.002)	226	18035			0.00- 54.55	24.60
30 Benzo[b]fluoranthene						CAS #: 205-99-2		
12.146	12.143	(0.974)	252	51049	0.53308	25.9	80.00- 120.00	100.00
12.146	12.146	(0.974)	253	12104			0.00- 53.98	23.71
31 Benzo[k]fluoranthene						CAS #: 207-08-9		
12.168	12.168	(0.975)	252	82882	0.50941	24.7	80.00- 120.00	100.00
12.168	12.168	(0.975)	253	17192			0.00- 50.65	20.74
32 Benzo[a]pyrene						CAS #: 50-32-8		
12.428	12.428	(0.996)	252	47291	0.56228	27.3	80.00- 120.00	100.00(M)
12.428	12.428	(0.996)	253	10181			0.00- 50.84	21.53
* 33 Perylene-d12						CAS #: 1520-96-3		
12.476	12.480	(1.000)	264	85852	0.80000		80.00- 120.00	100.00
12.476	12.480	(1.000)	260	20032			0.00- 53.34	23.33
34 Indeno[1,2,3-cd]pyrene						CAS #: 193-39-5		
13.487	13.487	(1.081)	276	67496	0.51879	25.2	80.00- 120.00	100.00
13.487	13.487	(1.081)	138	11959			0.00- 47.28	17.72
35 Dibenz[a,h]anthracene						CAS #: 53-70-3		
13.495	13.499	(1.082)	278	55080	0.54259	26.3	80.00- 120.00	100.00
13.495	13.495	(1.082)	139	6415			0.00- 41.10	11.65
36 Benzo[g,h,i]perylene						CAS #: 191-24-2		
13.771	13.771	(1.104)	276	59522	0.48698	23.6	80.00- 120.00	100.00
13.767	13.767	(1.103)	138	8248			0.00- 44.60	13.86

QC Flag Legend

M - Compound response manually integrated.

Data File: \\Svecd04\DD\chem\smsd01.i\S1050312.b\9282LCS.D

Date : 03-MAY-2012 08:37

Client ID: 128647LCS

Instrument: smsd01.i

Sample Info: SIM128647LCS

Operator: MJ

Column phase: HPMS-5

Column diameter: 0.25

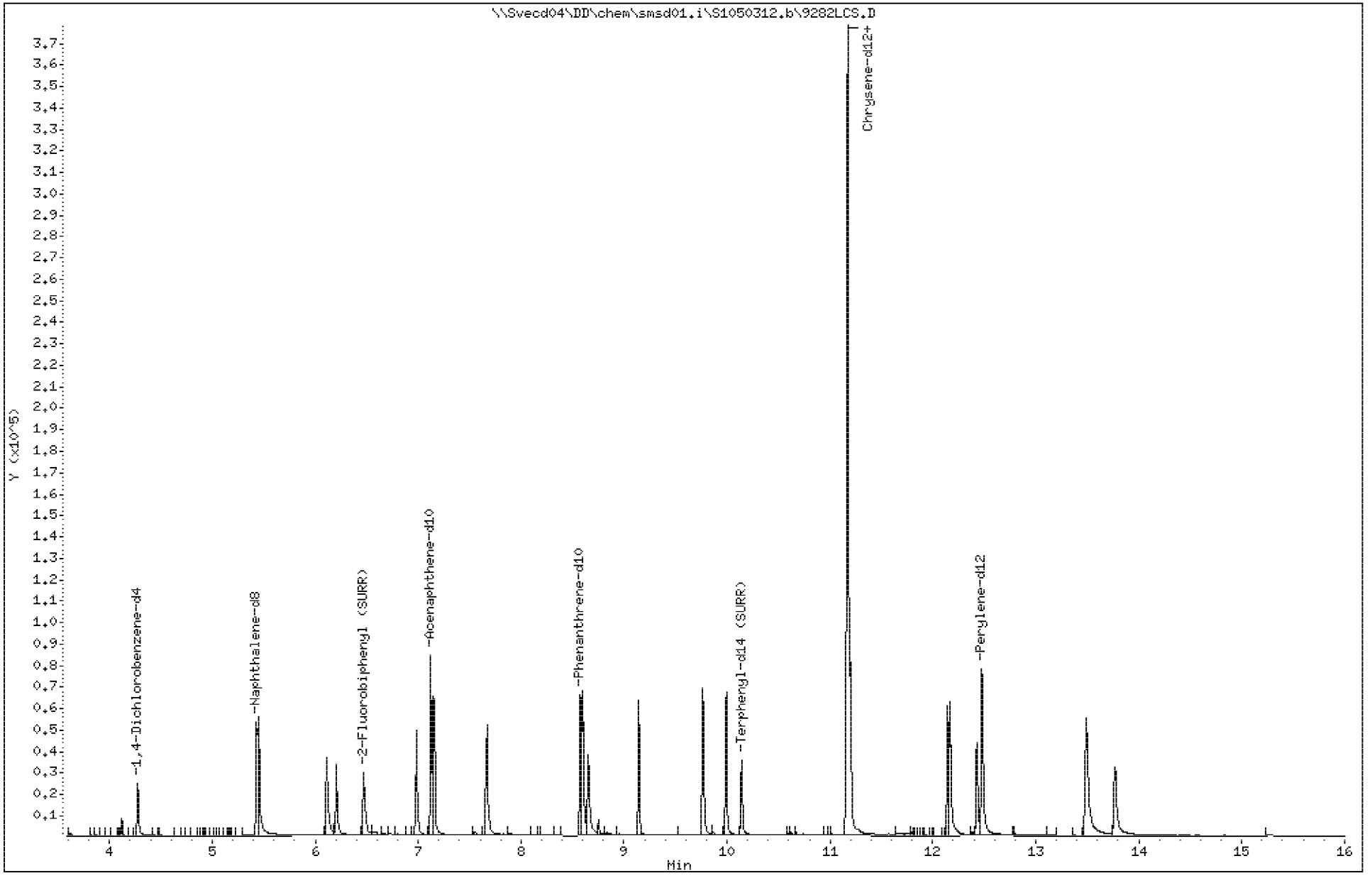

565

3505892

PEL Laboratories, Inc.

Data file : \\Svecd04\DD\chem\smsd01.i\S1050312.b\89201.D
Lab Smp Id: 350589201 Client Smp ID: EPAFMC-SD-30
Inj Date : 03-MAY-2012 13:50 MS Autotune Date: 19-MAR-2012 07:15
Operator : MJ Inst ID: smsd01.i
Smp Info : SIM350589201
Misc Info :
Comment :
Method : \\Svecd04\DD\chem\smsd01.i\S1050312.b\SIMBCSTR.m
Meth Date : 03-May-2012 07:41 mjacobs Quant Type: ISTD
Cal Date : 10-APR-2012 09:54 Cal File: SIMCAL6.D
Als bottle: 15
Dil Factor: 1.00000
Integrator: HP RTE Compound Sublist: pah.sub
Target Version: 4.14 Sample Matrix: SOIL
Processing Host: SVECD04

Concentration Formula: Amt * DF * (1/((Ws * (1-(M/100)))/1000))*Vf * CpndVar

Name	Value	Description
DF	1.000	Dilution Factor
Ws	25.730	Weight of sample extracted (g)
M	15.600	% Moisture
Vf	1.000	Final Volume
Cpnd Variable		Local Compound Variable

RT	EXP RT	REL RT	MASS	RESPONSE	CONCENTRATIONS ON-COL (ug/ml)	FINAL (ug/kg)	TARGET RANGE	RATIO
* 3 1,4-Dichlorobenzene-d4						CAS #: 3855-82-1		
4.276	4.276	(1.000)	152	17920	0.80000		80.00- 120.00	100.00
4.272	4.276	(1.000)	115	10450			27.88- 87.88	58.32
* 5 Naphthalene-d8						CAS #: 1146-65-2		
5.429	5.430	(1.000)	136	64996	0.80000		80.00- 120.00	100.00
5.429	5.430	(1.000)	68	3290			0.00- 35.00	5.06
6 Naphthalene						CAS #: 91-20-3		
5.453	5.453	(1.004)	128	3774	0.04399	2.0	80.00- 120.00	100.00
5.453	5.453	(1.004)	129	405			0.00- 40.21	10.75
8 2-Methylnaphthalene						CAS #: 91-57-6		
6.114	6.114	(1.126)	142	2654	0.05213	2.4	80.00- 120.00	100.00
6.114	6.114	(1.126)	141	2280			51.19- 111.19	85.91
$ 10 2-Fluorobiphenyl (SURR)						CAS #: 321-60-8		
6.470	6.471	(0.908)	172	27431	0.39782	18.3	80.00- 120.00	100.00
6.470	6.471	(0.908)	171	9255			3.10- 63.10	33.74

RT	EXP RT	REL RT	MASS	RESPONSE	CONCENTRATIONS ON-COL (ug/ml)	FINAL (ug/kg)	TARGET RANGE	RATIO
12 Acenaphthylene						CAS #: 208-96-8		
6.982	6.982	(0.980)	152	2091	0.02476	1.1	80.00- 120.00	100.00
6.982	6.982	(0.980)	151	428			0.00- 48.89	20.46
* 13 Acenaphthene-d10						CAS #: 15067-26-2		
7.122	7.122	(1.000)	164	40611	0.80000		80.00- 120.00	100.00
7.122	7.122	(1.000)	162	37839			65.05- 125.05	93.17
16 Fluorene						CAS #: 86-73-7		
7.659	7.668	(1.075)	166	1615	0.02626	1.2	80.00- 120.00	100.00
7.659	7.668	(1.075)	165	1529			62.39- 122.39	94.67
* 17 Phenanthrene-d10						CAS #: 1517-22-2		
8.575	8.581	(1.000)	188	79084	0.80000		80.00- 120.00	100.00
8.575	8.575	(1.000)	94	5834			0.00- 37.41	7.38
18 Phenanthrene						CAS #: 85-01-8		
8.601	8.601	(1.003)	178	52728	0.53481	24.6	80.00- 120.00	100.00
8.601	8.601	(1.003)	179	7858			0.00- 45.39	14.90
19 Anthracene						CAS #: 120-12-7		
8.652	8.653	(1.009)	178	8205	0.10555	4.9	80.00- 120.00	100.00
8.652	8.653	(1.009)	179	2113			0.00- 44.88	25.76
21 Fluoranthene						CAS #: 206-44-0		
9.766	9.773	(1.139)	202	228999	2.10074	96.7	80.00- 120.00	100.00
9.760	9.767	(1.138)	101	19511			0.00- 38.60	8.52
22 Pyrene						CAS #: 129-00-0		
9.986	9.992	(0.894)	202	185835	1.43386	66.0	80.00- 120.00	100.00
9.986	9.992	(0.894)	200	36824			0.00- 50.05	19.82
$ 23 Terphenyl-d14 (SURR)						CAS #: 1718-51-0		
10.137	10.143	(0.908)	244	31281	0.35645	16.4	80.00- 120.00	100.00
10.137	10.143	(0.908)	122	3097			0.00- 38.41	9.90
25 Benzo[a]anthracene						CAS #: 56-55-3		
11.159	11.159	(0.999)	228	99701	1.21532	56.0	80.00- 120.00	100.00
11.159	11.159	(0.999)	229	27848			0.00- 49.33	27.93
* 26 Chrysene-d12						CAS #: 1719-03-5		
11.165	11.172	(1.000)	240	92738	0.80000		80.00- 120.00	100.00
11.165	11.165	(1.000)	120	7418			0.00- 37.65	8.00
27 Chrysene						CAS #: 218-01-9		
11.190	11.190	(1.002)	228	151693	0.95957	44.2	80.00- 120.00	100.00
11.190	11.190	(1.002)	226	42354			0.00- 54.55	27.92
30 Benzo[b]fluoranthene						CAS #: 205-99-2		
12.146	12.143	(0.973)	252	198648	2.06073	94.9	80.00- 120.00	100.00(M)
12.146	12.146	(0.973)	253	42954			0.00- 53.98	21.62
31 Benzo[k]fluoranthene						CAS #: 207-08-9		
12.165	12.168	(0.975)	252	86972	0.53103	24.4	80.00- 120.00	100.00(M)

RT	EXP RT	REL RT	MASS	RESPONSE	CONCENTRATIONS ON-COL (ug/ml)	FINAL (ug/kg)	TARGET RANGE	RATIO
31 Benzo[k]fluoranthene (continued)								
12.165	12.168	(0.975)	253	17762			0.00- 50.65	20.42
32 Benzo[a]pyrene							CAS #: 50-32-8	
12.428	12.428	(0.996)	252	114750	1.35536	62.4	80.00- 120.00	100.00
12.428	12.428	(0.996)	253	26719			0.00- 50.84	23.29
* 33 Perylene-d12							CAS #: 1520-96-3	
12.480	12.480	(1.000)	264	86421	0.80000		80.00- 120.00	100.00
12.480	12.480	(1.000)	260	19827			0.00- 53.34	22.94
34 Indeno[1,2,3-cd]pyrene							CAS #: 193-39-5	
13.487	13.487	(1.081)	276	93399	0.71317	32.8	80.00- 120.00	100.00
13.483	13.487	(1.080)	138	12018			0.00- 47.28	12.87
35 Dibenz[a,h]anthracene							CAS #: 53-70-3	
13.491	13.499	(1.081)	278	23339	0.22840	10.5	80.00- 120.00	100.00
13.491	13.495	(1.081)	139	2588			0.00- 41.10	11.09
36 Benzo[g,h,i]perylene							CAS #: 191-24-2	
13.771	13.771	(1.103)	276	95460	0.77586	35.7	80.00- 120.00	100.00
13.771	13.767	(1.103)	138	14898			0.00- 44.60	15.61

QC Flag Legend

M - Compound response manually integrated.

Data File: \\Svecd04\DD\chem\smsd01.i\S1050312.b\89201.D
Date : 03-MAY-2012 13:50
Client ID: EPAFMC-SD-30
Sample Info: SIM350589201

Instrument: smsd01.i

Operator: MJ

Column phase: HPMS-5

Column diameter: 0.25

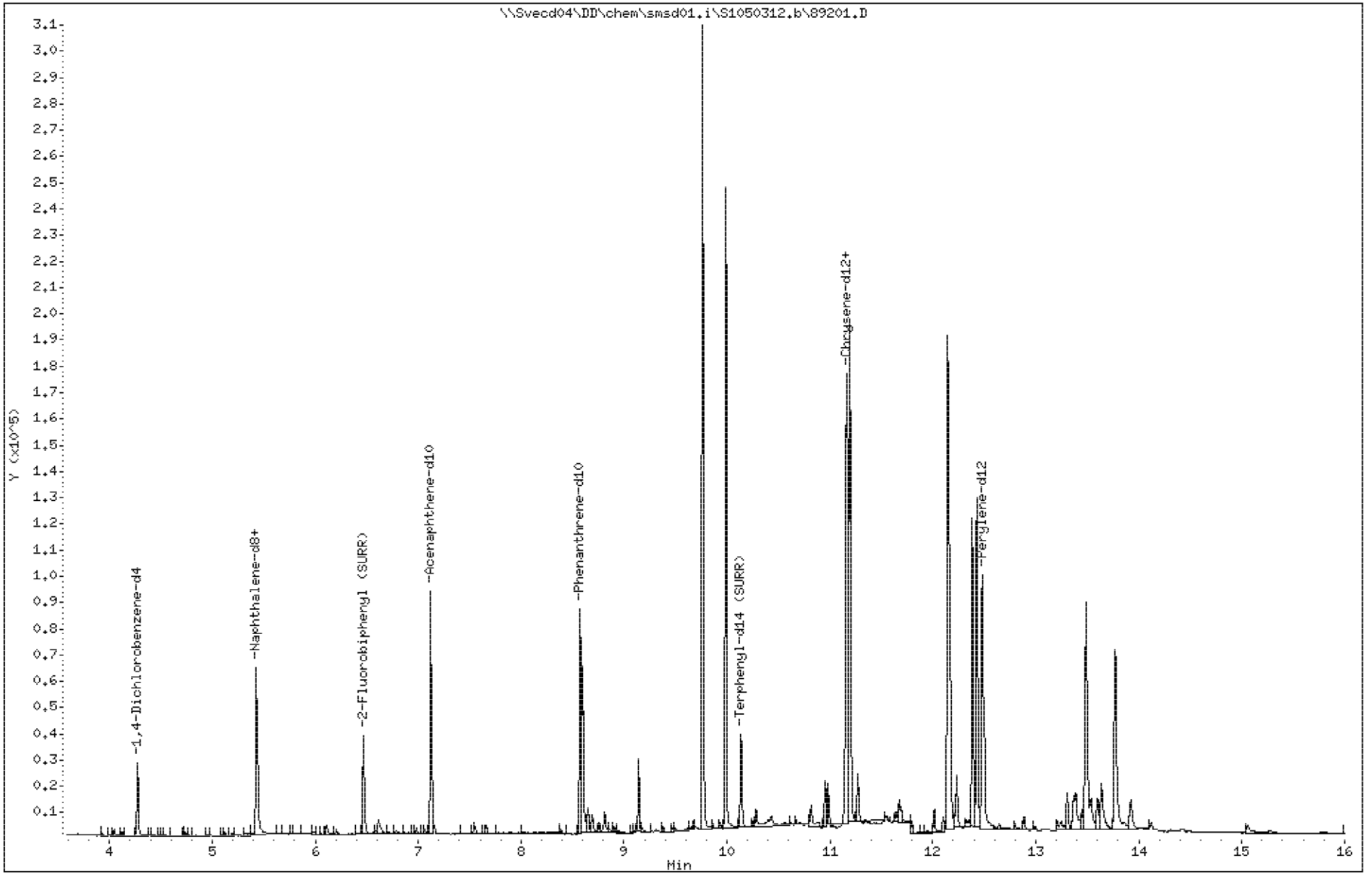

Raw Data Method 8270

SEQUENCE CHECK

SDG: 3505892 **Method:** 8270

SAMPLE ID	LAB ID	InitialCal Reference	FILE	BATCH	COL	INSTRUMENT	RUN DATE	DILUTION
DFTPP1072995	45777	N/A	DFTPP2.D	S3042312	1	SMSD03	04/23/12 10:03	1
STD1072999	45921	SMSD0304/23/12-1928~S3042312	8270CAL7.D	S3042312	1	SMSD03	04/23/12 10:23	1
STD1073000	45922	SMSD0304/23/12-1928~S3042312	8270CAL6.D	S3042312	1	SMSD03	04/23/12 10:47	1
STD1073001	45923	SMSD0304/23/12-1928~S3042312	8270CAL5.D	S3042312	1	SMSD03	04/23/12 11:10	1
STD1073002	45924	SMSD0304/23/12-1928~S3042312	8270CAL4.D	S3042312	1	SMSD03	04/23/12 11:34	1
STD1073004	45925	SMSD0304/23/12-1928~S3042312	8270CAL3.D	S3042312	1	SMSD03	04/23/12 11:58	1
STD1073005	45926	SMSD0304/23/12-1928~S3042312	8270CAL2.D	S3042312	1	SMSD03	04/23/12 12:21	1
STD1073006	45927	SMSD0304/23/12-1928~S3042312	8270CAL1.D	S3042312	1	SMSD03	04/23/12 12:45	1
SSC1072998	45872	SMSD0304/23/12-1928~S3042312	8270SEC2.D	S3042312	1	SMSD03	04/23/12 13:33	1
STD1073007	45933	SMSD0304/23/12-1928~S3042312	BSCAL7.D	S3042312	1	SMSD03	04/23/12 13:56	1
STD1073008	45934	SMSD0304/23/12-1928~S3042312	BSCAL6.D	S3042312	1	SMSD03	04/23/12 14:20	1
STD1073009	45935	SMSD0304/23/12-1928~S3042312	BSCAL5.D	S3042312	1	SMSD03	04/23/12 14:44	1
STD1073010	45936	SMSD0304/23/12-1928~S3042312	BSCAL4.D	S3042312	1	SMSD03	04/23/12 15:07	1
STD1073012	45937	SMSD0304/23/12-1928~S3042312	BSCAL3.D	S3042312	1	SMSD03	04/23/12 15:31	1
STD1073013	45938	SMSD0304/23/12-1928~S3042312	BSCAL2.D	S3042312	1	SMSD03	04/23/12 15:55	1
STD1073014	45939	SMSD0304/23/12-1928~S3042312	BSCAL1.D	S3042312	1	SMSD03	04/23/12 16:19	1
SSC1072994	44859	SMSD0304/23/12-1928~S3042312	BSSEC.D	S3042312	1	SMSD03	04/23/12 16:42	1
STD1073015	45955	SMSD0304/23/12-1928~S3042312	AP9CAL7.D	S3042312	1	SMSD03	04/23/12 17:06	1
STD1073016	45956	SMSD0304/23/12-1928~S3042312	AP9CAL6.D	S3042312	1	SMSD03	04/23/12 17:30	1
STD1073017	45957	SMSD0304/23/12-1928~S3042312	AP9CAL5.D	S3042312	1	SMSD03	04/23/12 17:53	1
STD1073018	45958	SMSD0304/23/12-1928~S3042312	AP9CAL4.D	S3042312	1	SMSD03	04/23/12 18:17	1
STD1073020	45959	SMSD0304/23/12-1928~S3042312	AP9CAL3.D	S3042312	1	SMSD03	04/23/12 18:41	1
STD1073021	45960	SMSD0304/23/12-1928~S3042312	AP9CAL2.D	S3042312	1	SMSD03	04/23/12 19:04	1
STD1073022	45961	SMSD0304/23/12-1928~S3042312	AP9CAL1.D	S3042312	1	SMSD03	04/23/12 19:28	1
SSC1072993	44612	SMSD0304/23/12-1928~S3042312	AP9SEC2.D	S3042312	1	SMSD03	04/23/12 20:15	1
DFTPP1077097	45777	N/A	DFTPP1.D	S3050312	1	SMSD03	05/03/12 10:31	1
CCV1077096	45936	SMSD0304/23/12-1928~S3042312	BSCCV1.D	S3050312	1	SMSD03	05/03/12 11:15	1
CCV1077095	45958	SMSD0304/23/12-1928~S3042312	AP9CCV1.D	S3050312	1	SMSD03	05/03/12 11:39	1
CCV1077094	45924	SMSD0304/23/12-1928~S3042312	8270CCV2.D	S3050312	1	SMSD03	05/03/12 12:03	1
128824MB	128824MB	SMSD0304/23/12-1928~S3042312	9300MB.D	S3050312	1	SMSD03	05/03/12 14:03	1
128825LCS	128825LCS	SMSD0304/23/12-1928~S3042312	9300LCS.D	S3050312	1	SMSD03	05/03/12 14:27	1
DFTPP1076915	45777	N/A	DFTPP2.D	S305031P	1	SMSD03	05/03/12 14:49	1
CCV1076910	45924	SMSD0304/23/12-1928~S3042312	8270CCV3.D	S305031P	1	SMSD03	05/03/12 15:10	1

CCV1076914	45936	SMSD0304/23/12-1928~S3042312	BSCCV2.D	S305031P	1	SMSD03	05/03/12 15:34	1
CCV1076913	45958	SMSD0304/23/12-1928~S3042312	AP9CCV3.D	S305031P	1	SMSD03	05/03/12 16:47	1
128809MB	128809MB	SMSD0304/23/12-1928~S3042312	9295MB.D	S305031P	1	SMSD03	05/03/12 17:11	1
128810LCS	128810LCS	SMSD0304/23/12-1928~S3042312	9295LCS.D	S305031P	1	SMSD03	05/03/12 17:36	1
128811LCSD	128811LCSD	SMSD0304/23/12-1928~S3042312	9295LCSD.D	S305031P	1	SMSD03	05/03/12 18:00	1
EPAFMC-SW-01R	350589202	SMSD0304/23/12-1928~S3042312	89202.D	S305031P	1	SMSD03	05/03/12 23:33	1
EPAFMC-SW-03R	350589203	SMSD0304/23/12-1928~S3042312	89203.D	S305031P	1	SMSD03	05/03/12 23:56	1
EPAFMC-SW-04	350589204	SMSD0304/23/12-1928~S3042312	89204.D	S305031P	1	SMSD03	05/04/12 00:20	1
DFTPP1077402	45777	N/A	DFTPP1.D	S3050412	1	SMSD03	05/04/12 07:53	1
CCV1077399	45924	SMSD0304/23/12-1928~S3042312	8270CCV1.D	S3050412	1	SMSD03	05/04/12 08:13	1
CCV1077401	45936	SMSD0304/23/12-1928~S3042312	BSCCV1.D	S3050412	1	SMSD03	05/04/12 08:36	1
CCV1077400	45958	SMSD0304/23/12-1928~S3042312	AP9CCV1.D	S3050412	1	SMSD03	05/04/12 09:00	1
EPAFMC-SD-30	350589201	SMSD0304/23/12-1928~S3042312	89201.D	S3050412	1	SMSD03	05/04/12 11:22	1

Signature: Mark W. Jacobs
Name: Mark Jacobs **Title:** Chemist 5/9/2012 6:29:56 P

Analyst Posted: mjacobs Date

Signature: Brian Spann
Name: Brian C. Spann **Title:** Lab Director 5/10/2012 7:47:38

Analyst Reviewed: bspann Date

Extraction Method	3510

Extraction Log 8270 Water Ext

Start: 5/3/2012 10:00:00 AM
End: 5/3/2012 6:43:04 PM

Water Bath Temp: 70 °C

Batch ID 9295

Thermometer ID: stbA **Balance ID:** na

Final

Batch ID: 9295

Lab ID	Cont	Client ID	Date Samp	Type	Odor	Color	Sed	Initial	Final	pH	Standards	Cleanups	Archive
350588806	9	PX-S05-EB02-042712	4/27/2012 1:30:00 PM	SAMPLE	none	clear	none	980 mL	1 mL	10	1mL 8270_BNA-Surr_ST: 44367 @ 100:200 ug/mL;		n/a
350589202	4	EPAFMC-SW-01R	4/26/2012 9:08:00 AM	SAMPLE	none	clear	none	980 mL	1 mL	10	1mL 8270_BNA-Surr_ST: 44367 @ 100:200 ug/mL;		n/a
350589203	4	EPAFMC-SW-03R	4/26/2012 9:13:00 AM	SAMPLE	none	clear	none	980 mL	1 mL	10	1mL 8270_BNA-Surr_ST: 44367 @ 100:200 ug/mL;		n/a
350589204	1	EPAFMC-SW-04	4/26/2012 9:40:00 AM	SAMPLE	none	clear	none	980 mL	1 mL	10	1mL 8270_BNA-Surr_ST: 44367 @ 100:200 ug/mL;		n/a
350579401	4	TFS-MW-03	4/19/2012 9:30:00 AM	SAMPLE	none	clear	none	980 mL	1 mL	10	1mL 8270_BNA-Surr_ST: 44367 @ 100:200 ug/mL;		n/a
350579402	11	TFS-MW-06	4/19/2012 11:15:00 AM	SAMPLE	none	clear	none	980 mL	1 mL	10	1mL 8270_BNA-Surr_ST: 44367 @ 100:200 ug/mL;		n/a
350579403	5	TFS-MW-FD1	4/19/2012	SAMPLE	none	clear	none	980 mL	1 mL	10	1mL 8270_BNA-Surr_ST: 44367 @ 100:200 ug/mL;		n/a
350579404	5	TFS-MW-15	4/19/2012 1:26:00 PM	SAMPLE	none	clear	none	980 mL	1 mL	10	1mL 8270_BNA-Surr_ST: 44367 @ 100:200 ug/mL;		n/a
350579405	2	TFS-MW-16	4/19/2012 2:20:00 PM	SAMPLE	none	clear	none	980 mL	1 mL	10	1mL 8270_BNA-Surr_ST: 44367 @ 100:200 ug/mL;		n/a

350589204

573

Lab ID	Cont	Client ID	Date Samp	Type	Odor	Color	Sed	Initial	Final	pH	Standards	Cleanups	Archive
128809MB		128809MB		MB	none	clear	none	1000 mL	1 mL	10	1mL 8270_BNA-Surr_ST: 44367 @ 100:200 ug/mL;		n/a
128810LCS		128810LCS		LCS	none	clear	none	1000 mL	1 mL	10	250uL 8270_BNA_SPK: 45866 @ 160 ug/mL; 250uL AP-9wkg_spk: 46009 @ N/A; 250uL SOWwkg_spk: 45434 @ 160ug/mL; 1mL 8270_BNA		n/a
128811LCSD		128811LCSD		LCSD	none	clear	none	1000 mL	1 mL	10	250uL 8270_BNA_SPK: 45866 @ 160 ug/mL; 250uL AP-9wkg_spk: 46009 @ N/A; 250uL SOWwkg_spk: 45434 @ 160ug/mL; 1mL 8270_BNA		n/a

3505892

574

Batch ID: 9295

Lab ID	Cont	Client ID	Date Samp	Type	Odor	Color	Sed	Initial	Final	pH	Standards	Cleanups	Archive

Initial Solvent	46025
Final Solvent	46025
Filter Paper	45972
NaSO4	46002

Analyst Posted rbennett 5/3/2012 6:43:04 PM Date

Name: Tammy Reuter Title: Prep Tech 5/4/2012 7:45:35 AM
Peer Reviewed treuter Date

Signature:
Name: Mark Jacobs **Title:** Chemist 5/4/2012 3:50:
Analyst Reviewed mjacobs Date

3505892

Comments:

Sample Comments

Lab ID	Client ID	Comments
128809MB	128809MB	
128810LCS	128810LCS	
128811LCSD	128811LCSD	
350579401	TFS-MW-03	
350579402	TFS-MW-06	
350579403	TFS-MW-FD1	
350579404	TFS-MW-15	
350579405	TFS-MW-16	preserved as FL-PRO

575

Lab ID	Cont	Client ID	Date Samp	Type	Odor	Color	Sed	Initial	Final	pH	Standards	Cleanups	Archive
350588806		PX-S05-EB02-042712											
350589202		EPAFMC-SW-01R											
350589203		EPAFMC-SW-03R											
350589204		EPAFMC-SW-04											

3505892

576

Extraction Method	3545

Extraction Log 8270 Soil Ext

Start: 5/3/2012 10:00:00 AM
End: 5/4/2012 7:33:13 AM

Water Bath Temp: 70 °C

Batch ID 9300

Thermometer ID: stbAS **Balance ID:** P35923

Final

Batch ID: 9300

Lab ID	Cont	Client ID	Date Samp	Type	Odor	Color	Sed	Initial	Final	pH	Standards	Cleanups	Archive
350584301	1	EPAFMC-SD-07	4/24/2012 11:25:00 AM	SAMPLE	none	brown/or	soil/grav	25.08 G	1 mL		1mL 8270_BNA-Surr_ST: 44367 @ 100:200 ug/mL;		na
350584302	1	EPAFMC-SD-07MS	4/24/2012 11:25:00 AM	MS	none	brown/or	soil/grav	25.24 G	1 mL		250uL 8270_BNA_SPK: 45866 @ 160 ug/mL; 250uL AP-9wkg_spk: 46009 @ N/A; 250uL SOWwkg_spk: 45434 @ 160ug/mL; 1mL 8270_BNA		na
350584303	1	EPAFMC-SD-07SD	4/24/2012 11:25:00 AM	MSD	none	brown/or	soil/grav	25.12 G	1 mL		250uL 8270_BNA_SPK: 45866 @ 160 ug/mL; 250uL AP-9wkg_spk: 46009 @ N/A; 250uL SOWwkg_spk: 45434 @ 160ug/mL; 1mL 8270_BNA		na
350584304	1	EPAFMC-SD-08	4/24/2012 11:37:00 AM	SAMPLE	none	brown/or	soil/grav	25.39 G	1 mL		1mL 8270_BNA-Surr_ST: 44367 @ 100:200 ug/mL;		na
350584305	1	EPAFMC-SD-09	4/24/2012 11:45:00 AM	SAMPLE	none	brown/or	soil/grav	25.06 G	1 mL		1mL 8270_BNA-Surr_ST: 44367 @ 100:200 ug/mL;		na
350584306	1	EPAFMC-SD-10	4/24/2012 1:43:00 PM	SAMPLE	none	brown/or	soil/grav	25.81 G	1 mL		1mL 8270_BNA-Surr_ST: 44367 @ 100:200 ug/mL;		na
350584307	1	EPAFMC-SD-11	4/24/2012 2:25:00 PM	SAMPLE	none	brown/or	soil/grav	25.15 G	1 mL		1mL 8270_BNA-Surr_ST: 44367 @ 100:200 ug/mL;		na
350584308	1	EPAFMC-SD-12	4/24/2012 3:40:00 PM	SAMPLE	none	brown/or	soil/grav	25.52 G	1 mL		1mL 8270_BNA-Surr_ST: 44367 @ 100:200 ug/mL;		na
350584309	1	EPAFMC-SD-13	4/24/2012 3:04:00 PM	SAMPLE	none	brown/or	soil/grav	25.22 G	1 mL		1mL 8270_BNA-Surr_ST: 44367 @ 100:200 ug/mL;		na

350585892

577

Lab ID	Cont	Client ID	Date Samp	Type	Odor	Color	Sed	Initial	Final	pH	Standards	Cleanups	Archive
350584310	1	EPAFMC-SD-14	4/24/2012 3:35:00 PM	SAMPLE	none	brown/or	soil/grav	25.67 G	1 mL		1mL 8270_BNA-Surr_ST: 44367 @ 100:200 ug/mL;		na
350584311	1	EPAFMC-SD-15	4/24/2012 3:19:00 PM	SAMPLE	none	brown/or	soil/grav	25.45 G	1 mL		1mL 8270_BNA-Surr_ST: 44367 @ 100:200 ug/mL;		na
350584312	1	EPAFMC-SD-16	4/24/2012 3:45:00 PM	SAMPLE	none	brown/or	soil/grav	25.38 G	1 mL		1mL 8270_BNA-Surr_ST: 44367 @ 100:200 ug/mL;		na
350588801	5	PX-S05-SS04-0412	4/27/2012 2:20:00 PM	SAMPLE	none	brown	soil	25.98 G	1 mL		1mL 8270_BNA-Surr_ST: 44367 @ 100:200 ug/mL;		na
350588802	5	PX-S05-SS05-0412	4/27/2012 2:47:00 PM	SAMPLE	none	brown	soil	25.11 G	1 mL		1mL 8270_BNA-Surr_ST: 44367 @ 100:200 ug/mL;		na
350588803	5	PX-S05-SS06-0412	4/27/2012 2:33:00 PM	SAMPLE	none	brown	soil	25.93 G	1 mL		1mL 8270_BNA-Surr_ST: 44367 @ 100:200 ug/mL;		na
350588804	5	PX-S05-SS07-0412	4/27/2012 2:01:00 PM	SAMPLE	none	brown	soil	25.48 G	1 mL		1mL 8270_BNA-Surr_ST: 44367 @ 100:200 ug/mL;		na
350588805	5	PX-S05-SS08-0412	4/27/2012 3:03:00 PM	SAMPLE	none	brown	clay	25.37 G	1 mL		1mL 8270_BNA-Surr_ST: 44367 @ 100:200 ug/mL;		na
350589201	2	EPAFMC-SD-30	4/26/2012 9:55:00 AM	SAMPLE	none	orange	gravel	25.15 G	1 mL		1mL 8270_BNA-Surr_ST: 44367 @ 100:200 ug/mL;		na
128824MB		128824MB		MB	none	tan	sand	20.34 G	1 mL		1mL 8270_BNA-Surr_ST: 44367 @ 100:200 ug/mL;		na
128825LCS		128825LCS		LCS	none	tan	sand	20.21 G	1 mL		250uL 8270_BNA_SPK: 45866 @ 160 ug/mL; 250uL AP-9wkg_spk: 46009 @ N/A; 250uL SOWwkg_spk: 45434 @ 160ug/mL; 1mL 8270_BNA		na

3505892

578

Batch ID: 9300

Lab ID	Cont	Client ID	Date Samp	Type	Odor	Color	Sed	Initial	Final	pH	Standards	Cleanups	Archive

Initial Solvent 46025

Final Solvent 46025

Cellulose Filter 45671

Hydromatrix 46004

Sand 46001

ASE # 2

Name: Tammy Reuter Title: Prep Tech 5/4/2012 7:33:13 AM

Analyst Posted treuter Date

5/4/2012 7:35:02 AM

Peer Reviewed rbennett Date

Signature:
Name: Mark Jacobs **Title:** Chemist 5/4/2012 6:15:

Analyst Reviewed mjacobs Date

3505892

Comments:

Sample Comments

Lab ID	Client ID	Comments
128824MB	128824MB	
128825LCS	128825LCS	
350584301	EPAFMC-SD-07	
350584302	EPAFMC-SD-07MS	
350584303	EPAFMC-SD-07SD	
350584304	EPAFMC-SD-08	
350584305	EPAFMC-SD-09	
350584306	EPAFMC-SD-10	

579

Lab ID	Cont	Client ID	Date Samp	Type	Odor	Color	Sed	Initial	Final	pH	Standards	Cleanups	Archive
350584307		EPAFMC-SD-11											
350584308		EPAFMC-SD-12											
350584309		EPAFMC-SD-13											
350584310		EPAFMC-SD-14											
350584311		EPAFMC-SD-15											
350584312		EPAFMC-SD-16											
350588801		PX-S05-SS04-0412											
350588802		PX-S05-SS05-0412											
350588803		PX-S05-SS06-0412		final sample had 2 layers, top layer was vialed.									
350588804		PX-S05-SS07-0412											
350588805		PX-S05-SS08-0412											
350589201		EPAFMC-SD-30											

3505892

580

STANDARDS LOG

Standard ID	Type	Manufacturer	Mfg Lot	Expires	Volume	Created on	Created by
36199	8270_AP9MIX2	CPI	163078	8/21/2013	1 ML	8/19/2010	jacker

2000 MG/L: 0,0,0-Triethylphosphorothioate, 1-Naphthylamine, 2-Acetylaminofluorene, 2-Naphthylamine, 2-Picoline, 3,3'-Dimethylbenzidine, 4-Aminobiphenyl, 4-Nitroquinoline-1-oxide, 5-Nitro-o-toluidine, a,a-Dimethylphenethylamine, Aramite, Diallate (Avadex), Isodrin, Methapyriline, N-Nitrosodibutylamine, N-Nitrosodiethylamine, N-Nitrosomethylethylamine, N-Nitrosomorpholine, N-Nitrosopiperidine, N-Nitrosopyrrolidine, o-Toluidine, p-Dimethylaminoazobenzene, Phenacetin, p-Phenylenediamine, Pronamide

Standard ID	Type	Manufacturer	Mfg Lot	Expires	Volume	Created on	Created by
36863	8310_CALMX5_STK	RESTEK - 31011	A064851	1/31/2016	1 ML	9/20/2010	jacker

2000 UG/ML: Acenaphthene, Acenaphthylene, Anthracene, Benzo(a)anthracene, Benzo(a)pyrene, Benzo(b)fluoranthene, Benzo(g,h,i)perylene, Benzo(k)fluoranthene, Chrysene, Dibenzo(a,h)anthracene, Fluoranthene, Fluorene, Indeno(1,2,3-cd)pyrene, Naphthalene, Phenanthrene, Pyrene

Standard ID	Type	Manufacturer	Mfg Lot	Expires	Volume	Created on	Created by
40392	8270_BENZID_STK	Ultra Scientific	CG-3908	12/31/2012	1 ML	3/23/2011	jacker

2000 UG/ML: 3,3'-Dichlorobenzidine, Benzidine

Standard ID	Type	Manufacturer	Mfg Lot	Expires	Volume	Created on	Created by
40400	8270AP9Mix1_UltSTK	Ultra - SPCT-305	CH-0586	3/31/2013	1 ML	3/23/2011	jacker

1000 MG/L: 1,2,4,5-Tetrachlorobenzene, 1,3,5-Trinitrobenzene, 1,3-Dinitrobenzene, 1,4-Naphthoquinone, 2,3,4,6-Tetrachlorophenol, 2,6-Dichlorophenol, 3-Methylcholanthrene, 7,12-Dimethylbenz(a)anthracene, Acetophenone, Chlorobenzilate, Dibenz(a,j)acridine, Dinoseb, Ethyl methanesulfonate, Hexachloropropene, Isosafrole, Kepone, Methylmethanesulfonate, Pentachlorobenzene, Pentachloroethane, Pentachloronitrobenzene(PCNB), Safrole

Standard ID	Type	Manufacturer	Mfg Lot	Expires	Volume	Created on	Created by
42031	8270_DFTPP_STK_1	NSI C-491	C-491-09	7/31/2012	1.5 ML	6/21/2011	mjacobs

500 UG/ML: 4,4'-DDT, Benzidine, Decafluorotriphenyl phosphine(DFTPP), Pentachlorophenol

STANDARDS LOG

Standard ID	Type	Manufacturer	Mfg Lot	Expires	Volume	Created on	Created by
42251	8270_TOXMIX2_STK	Ultra Scientific - US	CH-1651	6/30/2014	1 ML	7/12/2011	jacker

2000 UG/ML: 2-Methylnaphthalene, 2-Nitroaniline, 3-Nitroaniline, 4-Chloroaniline, 4-Nitroaniline, Aniline, Benzyl alcohol, Dibenzofuran

Standard ID	Type	Manufacturer	Mfg Lot	Expires	Volume	Created on	Created by
42256	8270_ACDSURR_STK	Ultra Scientific-ISM-	CC-2529Z	12/31/2012	1 ML	7/12/2011	jacker

2000 UG/ML: 2,4,6-Tribromophenol, 2-Fluorophenol, Phenol-d5

Standard ID	Type	Manufacturer	Mfg Lot	Expires	Volume	Created on	Created by
43322	8270_AP9Mix1_NSISTK	NSI Q-5238	100608-01	2/28/2013	1 ML	10/7/2011	mjacobs

1000 MG/L: 1,2,4,5-Tetrachlorobenzene, 1,3,5-Trinitrobenzene, 1,3-Dinitrobenzene, 1,4-Naphthoquinone, 2,3,4,6-Tetrachlorophenol, 2,6-Dichlorophenol, 3-Methylcholanthrene, 7,12-Dimethylbenz(a)anthracene, Acetophenone, Chlorobenzilate, Dibenz(a,j)acridine, Dinoseb, Ethyl methanesulfonate, Hexachloropropene, Isosafrole, Kepone, Methylmethanesulfonate, Pentachlorobenzene, Pentachloroethane, Pentachloronitrobenzene(PCNB), Safrole

Standard ID	Type	Manufacturer	Mfg Lot	Expires	Volume	Created on	Created by
43662	8270_IS_STK	Mitkem	SI111027a	10/27/2012	10 ML	11/1/2011	cabadia

2000 UG/ML: 1,4-Dichlorobenzene-d4, Acenaphthene-d10, Chrysene-d12, Naphthalene-d8, Perylene-d12, Phenanthrene-d10

Standard ID	Type	Manufacturer	Mfg Lot	Expires	Volume	Created on	Created by
43663	8270_IS_STK	Mitkem	SI111027a	10/27/2012	10 ML	11/1/2011	cabadia

2000 UG/ML: 1,4-Dichlorobenzene-d4, Acenaphthene-d10, Chrysene-d12, Naphthalene-d8, Perylene-d12, Phenanthrene-d10

STANDARDS LOG

Standard ID	Type	Manufacturer	Mfg Lot	Expires	Volume	Created on	Created by
43664	8270_IS_STK	Mitkem	SI111027a	10/27/2012	10 ML	11/1/2011	cabadia

2000 UG/ML: 1,4-Dichlorobenzene-d4, Acenaphthene-d10, Chrysene-d12, Naphthalene-d8, Perylene-d12, Phenanthrene-d10

Standard ID	Type	Manufacturer	Mfg Lot	Expires	Volume	Created on	Created by
44066	8270_SEC_STK	NSI Q-2945	120511-25	12/5/2012	1 ML	12/8/2011	cabadia

150 UG/ML: 1,2,4-Trichlorobenzene, 1,2-Dichlorobenzene, 1,3-Dichlorobenzene, 1,4-Dichlorobenzene, 1-Methylnaphthalene, 2,2'-Oxybis(1-chloropropane), 2,4,5-Trichlorophenol, 2,4,6-Trichlorophenol, 2,4-Dichlorophenol, 2,4-Dimethylphenol, 2,4-Dinitrophenol, 2,4-Dinitrotoluene, 2,6-Dinitrotoluene, 2-Chloronaphthalene, 2-Chlorophenol, 2-Fluorobiphenyl, 2-Methylnaphthalene, 2-Methylphenol, 2-Nitroaniline, 2-Nitrophenol, 3,3'-Dichlorobenzidine, 3-Nitroaniline, 4,6-Dinitro-2-methylphenol, 4-Bromophenyl-phenylether, 4-Chloro-3-methylphenol, 4-Chloroaniline, 4-Chlorophenyl-phenylether, 4-Methylphenol, 4-Nitroaniline, 4-Nitrophenol, Acenaphthene, Acenaphthylene, Aniline, Anthracene, Azobenzene, Benzidine, Benzo(a)anthracene, Benzo(a)pyrene, Benzo(b)fluoranthene, Benzo(g,h,i)perylene, Benzo(k)fluoranthene, Benzoic acid, Benzyl alcohol, Bis(2-chloroethoxy)methane, Bis(2-chloroethyl)ether, Bis(2-ethylhexyl)phthalate, Butylbenzylphthalate, Carbazole, Chrysene, Dibenzo(a,h)anthracene, Dibenzofuran, Diethylphthalate, Dimethylphthalate, Di-n-butylphthalate, Di-n-octylphthalate, Fluoranthene, Fluorene, Hexachlorobenzene, Hexachlorobutadiene, Hexachlorocyclopentadiene, Hexachloroethane, Indeno(1,2,3-cd)pyrene, Isophorone, Naphthalene, Nitrobenzene, Nitrobenzene-d5, N-Nitrosodimethylamine, N-Nitroso-di-n-propylamine, N-Nitrosodiphenylamine, Pentachlorophenol, Phenanthrene, Phenol, p-Terphenyl-d14, Pyrene, Pyridine
300 UG/ML: 2,4,6-Tribromophenol, 2-Fluorophenol, Phenol-d5

3505892

Standard ID	Type	Manufacturer	Mfg Lot	Expires	Volume	Created on	Created by
44389	8270_AP9Mix2_NSISTK	NSI V-721	C-721-01	6/30/2012	1 ML	1/3/2012	NSUBAR

2000 MG/L: 0,0,0-Triethylphosphorothioate, 1-Naphthylamine, 2-Acetylaminofluorene, 2-Naphthylamine, 2-Picoline, 3,3'-Dimethylbenzidine, 4-Aminobiphenyl, 4-Nitroquinoline-1-oxide, 5-Nitro-o-toluidine, a,a-Dimethylphenethylamine, Aramite, Diallate (Avadex), Isodrin, Methapyriline, N-Nitrosodibutylamine, N-Nitrosodiethylamine, N-Nitrosomethylethylamine, N-Nitrosomorpholine, N-Nitrosopiperidine, N-Nitrosopyrrolidine, o-Toluidine, p-Dimethylaminoazobenzene, Phenacetin, p-Phenylenediamine, Pronamide

Standard ID	Type	Manufacturer	Mfg Lot	Expires	Volume	Created on	Created by
44393	8270_Pyri_STK	NSI (W-271-06)	271-06-04	11/30/2013	1 ML	1/3/2012	NSUBAR

5000 UG/ML: Pyridine

STANDARDS LOG

Standard ID	Type	Manufacturer	Mfg Lot	Expires	Volume	Created on	Created by
44394	8270_SOWSEC_STK	NSI Solutions C-60	C-601-13	8/31/2013	1 ML	1/3/2012	NSUBAR

2000 UG/ML: 1,1'-Biphenyl, Acetophenone, Atrazine, Benzaldehyde, Caprolactam

Standard ID	Type	Manufacturer	Mfg Lot	Expires	Volume	Created on	Created by
44406	8270_BNMIX2_STK	Ultra Scientific US-1	CH-1791	7/31/2012	1 ml	1/4/2012	cabadia

2000 UG/ML: 1,2,4-Trichlorobenzene, 1,2-Dichlorobenzene, 1,3-Dichlorobenzene, 1,4-Dichlorobenzene, 2,4-Dinitrotoluene, 2,6-Dinitrotoluene, 2-Chloronaphthalene, Azobenzene, Hexachlorobenzene, Hexachlorobutadiene, Hexachlorocyclopentadiene, Hexachloroethane, Isophorone, Nitrobenzene

Standard ID	Type	Manufacturer	Mfg Lot	Expires	Volume	Created on	Created by
44410	8270_PHENOL_STK	Ultra Scientific US-	CE-1838Z	9/30/2013	1 ML	1/4/2012	cabadia

2000 UG/ML: 2,4,6-Trichlorophenol, 2,4-Dichlorophenol, 2,4-Dimethylphenol, 2,4-Dinitrophenol, 2-Chlorophenol, 2-Nitrophenol, 4,6-Dinitro-2-methylphenol, 4-Chloro-3-methylphenol, 4-Nitrophenol, Pentachlorophenol, Phenol

Standard ID	Type	Manufacturer	Mfg Lot	Expires	Volume	Created on	Created by
44455	8270_BNMIX1_STK	ChemService PP-H	462-77A	2/27/2013	1 ML	1/5/2012	cabadia

2000 UG/ML: 2,2'-Oxybis(1-chloropropane), 4-Bromophenyl-phenylether, 4-Chlorophenyl-phenylether, Bis(2-chloroethoxy)methane, Bis(2-chloroethyl)ether, Bis(2-ethylhexyl)phthalate, Butylbenzylphthalate, Diethylphthalate, Dimethylphthalate, Di-n-butylphthalate, Di-n-octylphthalate, N-Nitrosodimethylamine, N-Nitroso-di-n-propylamine, N-Nitrosodiphenylamine

Standard ID	Type	Manufacturer	Mfg Lot	Expires	Volume	Created on	Created by
44596	DCM	Honeywell	DF388	2/11/2013	200 L	1/11/2012	treuter

STANDARDS LOG

Standard ID	Type	Manufacturer	Mfg Lot	Expires	Volume	Created on	Created by
44612	8270_AP9SEC			6/30/2012	1 ML	1/16/2012	mjacobs

40 UG/ML: 1,4-Dichlorobenzene-d4, Acenaphthene-d10, Chrysene-d12, Naphthalene-d8, Perylene-d12, Phenanthrene-d10
45 UG/ML: 0,0,0-Triethylphosphorothioate, 1,2,4,5-Tetrachlorobenzene, 1,3,5-Trinitrobenzene, 1,3-Dinitrobenzene, 1,4-Naphthoquinone, 1-Naphthylamine, 2,3,4,6-Tetrachlorophenol, 2,6-Dichlorophenol, 2-Acetylaminofluorene, 2-Naphthylamine, 2-Picoline, 3,3'-Dimethylbenzidine, 3-Methylcholanthrene, 4-Aminobiphenyl, 4-Nitroquinoline-1-oxide, 5-Nitro-o-toluidine, 7,12-Dimethylbenz(a)anthracene, a,a-Dimethylphenethylamine, Acetophenone, Aramite, Chlorobenzilate, Diallate (Avadex), Dibenz(a,j)acridine, Dinoseb, Ethyl methanesulfonate, Hexachloropropene, Isodrin, Isosafrole, Kepone, Methapyriline, Methylmethanesulfonate, N-Nitrosodibutylamine, N-Nitrosodiethylamine, N-Nitrosomethylethylamine, N-Nitrosomorpholine, N-Nitrosopiperidine, N-Nitrosopyrrolidine, o-Toluidine, p-Dimethylaminoazobenzene, Pentachlorobenzene, Pentachloroethane, Pentachloronitrobenzene(PCNB), Phenacetin, p-Phenylenediamine, Pronamide, Safrole

COMPOSED OF:

43322: 45 UL 43663: 20 UL 44389: 22.5 UL 44596: 932.5 UL

Standard ID	Type	Manufacturer	Mfg Lot	Expires	Volume	Created on	Created by
44815	DCM	Honeywell	DF388	1/30/2013	200 L	1/30/2012	TREUTER

3505892

Standard ID	Type	Manufacturer	Mfg Lot	Expires	Volume	Created on	Created by
44859	8270_SEC_WKG			8/1/2012	1 ML	2/1/2012	mjacobs

40 UG/ML: 1,4-Dichlorobenzene-d4, Acenaphthene-d10, Chrysene-d12, Naphthalene-d8, Perylene-d12, Phenanthrene-d10
45 UG/ML: 1,1'-Biphenyl, 3,3'-Dichlorobenzidine, Acetophenone, Atrazine, Benzaldehyde, Benzidine, Caprolactam

COMPOSED OF:

40392: 22.5 UL 43663: 20 UL 44394: 22.5 UL 44815: 955 UL

Standard ID	Type	Manufacturer	Mfg Lot	Expires	Volume	Created on	Created by
44973	8270_SOW_STK	SUPELCO - 47514-	LB84222	4/30/2013	1 UG/	2/9/2012	cabadia

2000 UG/ML: 1,1'-Biphenyl, Acetophenone, Atrazine, Benzaldehyde, Caprolactam

Standard ID	Type	Manufacturer	Mfg Lot	Expires	Volume	Created on	Created by
45158	8310_AS1MN_STK	AccuStandard S-51	B6040092-1B	2/22/2014	1 ML	2/27/2012	cabadia

2000 UG/ML: 1-Methylnaphthalene

STANDARDS LOG

Standard ID	Type	Manufacturer	Mfg Lot	Expires	Volume	Created on	Created by
45548	DCM	Honeywell	DF740	3/28/2013	200 L	3/28/2012	dyoung

Standard ID	Type	Manufacturer	Mfg Lot	Expires	Volume	Created on	Created by
45689	8270BNSURRSTK	NSI Solutions, Inc.	C-376-49	1/31/2014	1 ML	4/5/2012	cabadia

5000 UG/ML: 2-Fluorobiphenyl, Nitrobenzene-d5, p-Terphenyl-d14

Standard ID	Type	Manufacturer	Mfg Lot	Expires	Volume	Created on	Created by
45713	8270_CARBZ_STK	SUPELCO 48076	LB79967	11/30/2013	1 UG/	4/5/2012	cabadia

2000 UG/ML: Carbazole

Standard ID	Type	Manufacturer	Mfg Lot	Expires	Volume	Created on	Created by
45747	8270_TOXMIX1_STK	Ultra Scientific US-1	CG-1823	6/30/2013	1 ML	4/9/2012	cabadia

2000 UG/ML: 2,4,5-Trichlorophenol, 2-Methylphenol, 4-Methylphenol, Benzoic acid

Standard ID	Type	Manufacturer	Mfg Lot	Expires	Volume	Created on	Created by
45777	DFTPP_std			7/31/2012	5 ML	4/10/2012	mjacobs

50 UG/ML: 4,4'-DDT, Benzidine, Decafluorotriphenyl phosphine(DFTPP), Pentachlorophenol

COMPOSED OF:

42031: 500 UL 45548: 4500 UL

Standard ID	Type	Manufacturer	Mfg Lot	Expires	Volume	Created on	Created by
45850	DCM	Honeywell	DF914	4/16/2013	200 L	4/16/2012	treuter

STANDARDS LOG

Standard ID	Type	Manufacturer	Mfg Lot	Expires	Volume	Created on	Created by
45872	8270_SEC_WKG			10/18/2012	1 ML	4/18/2012	mjacobs

40 UG/ML: 1,4-Dichlorobenzene-d4, Acenaphthene-d10, Chrysene-d12, Naphthalene-d8, Perylene-d12, Phenanthrene-d10
45 UG/ML: 1,2,4-Trichlorobenzene, 1,2-Dichlorobenzene, 1,3-Dichlorobenzene, 1,4-Dichlorobenzene, 1-Methylnaphthalene, 2,2'-Oxybis(1-chloropropane), 2,4,5-Trichlorophenol, 2,4,6-Trichlorophenol, 2,4-Dichlorophenol, 2,4-Dimethylphenol, 2,4-Dinitrophenol, 2,4-Dinitrotoluene, 2,6-Dinitrotoluene, 2-Chloronaphthalene, 2-Chlorophenol, 2-Fluorobiphenyl, 2-Methylnaphthalene, 2-Methylphenol, 2-Nitroaniline, 2-Nitrophenol, 3,3'-Dichlorobenzidine, 3-Nitroaniline, 4,6-Dinitro-2-methylphenol, 4-Bromophenyl-phenylether, 4-Chloro-3-methylphenol, 4-Chloroaniline, 4-Chlorophenyl-phenylether, 4-Methylphenol, 4-Nitroaniline, 4-Nitrophenol, Acenaphthene, Acenaphthylene, Aniline, Anthracene, Azobenzene, Benzidine, Benzo(a)anthracene, Benzo(a)pyrene, Benzo(b)fluoranthene, Benzo(g,h,i)perylene, Benzo(k)fluoranthene, Benzoic acid, Benzyl alcohol, Bis(2-chloroethoxy)methane, Bis(2-chloroethyl)ether, Bis(2-ethylhexyl)phthalate, Butylbenzylphthalate, Carbazole, Chrysene, Dibenzo(a,h)anthracene, Dibenzofuran, Diethylphthalate, Dimethylphthalate, Di-n-butylphthalate, Di-n-octylphthalate, Fluoranthene, Fluorene, Hexachlorobenzene, Hexachlorobutadiene, Hexachlorocyclopentadiene, Hexachloroethane, Indeno(1,2,3-cd)pyrene, Isophorone, Naphthalene, Nitrobenzene, Nitrobenzene-d5, N-Nitrosodimethylamine, N-Nitroso-di-n-propylamine, N-Nitrosodiphenylamine, Pentachlorophenol, Phenanthrene, Phenol, p-Terphenyl-d14, Pyrene, Pyridine
90 UG/ML: 2,4,6-Tribromophenol, 2-Fluorophenol, Phenol-d5

COMPOSED OF:

43662: 20 UL 44066: 300 UL 45850: 700 UL

3505892

Standard ID	Type	Manufacturer	Mfg Lot	Expires	Volume	Created on	Created by
45919	8270_TOP			7/31/2012	5 ML	4/23/2012	mjacobs

100 UG/ML: 1,2,4-Trichlorobenzene, 1,2-Dichlorobenzene, 1,3-Dichlorobenzene, 1,4-Dichlorobenzene, 1-Methylnaphthalene, 2,2'-Oxybis(1-chloropropane), 2,4,5-Trichlorophenol, 2,4,6-Trichlorophenol, 2,4-Dichlorophenol, 2,4-Dimethylphenol, 2,4-Dinitrophenol, 2,4-Dinitrotoluene, 2,6-Dinitrotoluene, 2-Chloronaphthalene, 2-Chlorophenol, 2-Fluorobiphenyl, 2-Methylnaphthalene, 2-Methylphenol, 2-Nitroaniline, 2-Nitrophenol, 3-Nitroaniline, 4,6-Dinitro-2-methylphenol, 4-Bromophenyl-phenylether, 4-Chloro-3-methylphenol, 4-Chloroaniline, 4-Chlorophenyl-phenylether, 4-Methylphenol, 4-Nitroaniline, 4-Nitrophenol, Acenaphthene, Acenaphthylene, Aniline, Anthracene, Azobenzene, Benzo(a)anthracene, Benzo(a)pyrene, Benzo(b)fluoranthene, Benzo(g,h,i)perylene, Benzo(k)fluoranthene, Benzoic acid, Benzyl alcohol, Bis(2-chloroethoxy)methane, Bis(2-chloroethyl)ether, Bis(2-ethylhexyl)phthalate, Butylbenzylphthalate, Carbazole, Chrysene, Dibenzo(a,h)anthracene, Dibenzofuran, Diethylphthalate, Dimethylphthalate, Di-n-butylphthalate, Di-n-octylphthalate, Fluoranthene, Fluorene, Hexachlorobenzene, Hexachlorobutadiene, Hexachlorocyclopentadiene, Hexachloroethane, Indeno(1,2,3-cd)pyrene, Isophorone, Naphthalene, Nitrobenzene, Nitrobenzene-d5, N-Nitrosodimethylamine, N-Nitroso-di-n-propylamine, N-Nitrosodiphenylamine, Pentachlorophenol, Phenanthrene, Phenol, p-Terphenyl-d14, Pyrene, Pyridine
200 UG/ML: 2,4,6-Tribromophenol, 2-Fluorophenol, Phenol-d5

COMPOSED OF:

36863: 250 UL 42251: 250 UL 42256: 500 UL 44393: 100 UL 44406: 250 UL 44410: 250 UL 44455: 250 UL 45158: 250 UL 45689: 100 UL 45713: 250 UL 45747: 250 UL 45850: 2.3 ML

STANDARDS LOG

Standard ID	Type	Manufacturer	Mfg Lot	Expires	Volume	Created on	Created by
45921	8270_CAL7			7/31/2012	1 ML	4/23/2012	mjacobs

100 UG/ML: 1,2,4-Trichlorobenzene, 1,2-Dichlorobenzene, 1,3-Dichlorobenzene, 1,4-Dichlorobenzene, 1-Methylnaphthalene, 2,2'-Oxybis(1-chloropropane), 2,4,5-Trichlorophenol, 2,4,6-Trichlorophenol, 2,4-Dichlorophenol, 2,4-Dimethylphenol, 2,4-Dinitrophenol, 2,4-Dinitrotoluene, 2,6-Dinitrotoluene, 2-Chloronaphthalene, 2-Chlorophenol, 2-Fluorobiphenyl, 2-Methylnaphthalene, 2-Methylphenol, 2-Nitroaniline, 2-Nitrophenol, 3-Nitroaniline, 4,6-Dinitro-2-methylphenol, 4-Bromophenyl-phenylether, 4-Chloro-3-methylphenol, 4-Chloroaniline, 4-Chlorophenyl-phenylether, 4-Methylphenol, 4-Nitroaniline, 4-Nitrophenol, Acenaphthene, Acenaphthylene, Aniline, Anthracene, Azobenzene, Benzo(a)anthracene, Benzo(a)pyrene, Benzo(b)fluoranthene, Benzo(g,h,i)perylene, Benzo(k)fluoranthene, Benzoic acid, Benzyl alcohol, Bis(2-chloroethoxy)methane, Bis(2-chloroethyl)ether, Bis(2-ethylhexyl)phthalate, Butylbenzylphthalate, Carbazole, Chrysene, Dibenzo(a,h)anthracene, Dibenzofuran, Diethylphthalate, Dimethylphthalate, Di-n-butylphthalate, Di-n-octylphthalate, Fluoranthene, Fluorene, Hexachlorobenzene, Hexachlorobutadiene, Hexachlorocyclopentadiene, Hexachloroethane, Indeno(1,2,3-cd)pyrene, Isophorone, Naphthalene, Nitrobenzene, Nitrobenzene-d5, N-Nitrosodimethylamine, N-Nitroso-di-n-propylamine, N-Nitrosodiphenylamine, Pentachlorophenol, Phenanthrene, Phenol, p-Terphenyl-d14, Pyrene, Pyridine
200 UG/ML: 2,4,6-Tribromophenol, 2-Fluorophenol, Phenol-d5
40 UG/ML: 1,4-Dichlorobenzene-d4, Acenaphthene-d10, Chrysene-d12, Naphthalene-d8, Perylene-d12, Phenanthrene-d10

COMPOSED OF:

43664: 20 UL 45919: 1 ML

Standard ID	Type	Manufacturer	Mfg Lot	Expires	Volume	Created on	Created by
45922	8270_CAL6			7/31/2012	1 ML	4/23/2012	mjacobs

150 UG/ML: 2,4,6-Tribromophenol, 2-Fluorophenol, Phenol-d5
40 UG/ML: 1,4-Dichlorobenzene-d4, Acenaphthene-d10, Chrysene-d12, Naphthalene-d8, Perylene-d12, Phenanthrene-d10
75 UG/ML: 1,2,4-Trichlorobenzene, 1,2-Dichlorobenzene, 1,3-Dichlorobenzene, 1,4-Dichlorobenzene, 1-Methylnaphthalene, 2,2'-Oxybis(1-chloropropane), 2,4,5-Trichlorophenol, 2,4,6-Trichlorophenol, 2,4-Dichlorophenol, 2,4-Dimethylphenol, 2,4-Dinitrophenol, 2,4-Dinitrotoluene, 2,6-Dinitrotoluene, 2-Chloronaphthalene, 2-Chlorophenol, 2-Fluorobiphenyl, 2-Methylnaphthalene, 2-Methylphenol, 2-Nitroaniline, 2-Nitrophenol, 3-Nitroaniline, 4,6-Dinitro-2-methylphenol, 4-Bromophenyl-phenylether, 4-Chloro-3-methylphenol, 4-Chloroaniline, 4-Chlorophenyl-phenylether, 4-Methylphenol, 4-Nitroaniline, 4-Nitrophenol, Acenaphthene, Acenaphthylene, Aniline, Anthracene, Azobenzene, Benzo(a)anthracene, Benzo(a)pyrene, Benzo(b)fluoranthene, Benzo(g,h,i)perylene, Benzo(k)fluoranthene, Benzoic acid, Benzyl alcohol, Bis(2-chloroethoxy)methane, Bis(2-chloroethyl)ether, Bis(2-ethylhexyl)phthalate, Butylbenzylphthalate, Carbazole, Chrysene, Dibenzo(a,h)anthracene, Dibenzofuran, Diethylphthalate, Dimethylphthalate, Di-n-butylphthalate, Di-n-octylphthalate, Fluoranthene, Fluorene, Hexachlorobenzene, Hexachlorobutadiene, Hexachlorocyclopentadiene, Hexachloroethane, Indeno(1,2,3-cd)pyrene, Isophorone, Naphthalene, Nitrobenzene, Nitrobenzene-d5, N-Nitrosodimethylamine, N-Nitroso-di-n-propylamine, N-Nitrosodiphenylamine, Pentachlorophenol, Phenanthrene, Phenol, p-Terphenyl-d14, Pyrene, Pyridine

COMPOSED OF:

43664: 20 UL 45850: 250 UL 45919: 750 UL

STANDARDS LOG

Standard ID	Type	Manufacturer	Mfg Lot	Expires	Volume	Created on	Created by
45923	8270_CAL5			7/31/2012	1 ML	4/23/2012	mjacobs

120 UG/ML: 2,4,6-Tribromophenol, 2-Fluorophenol, Phenol-d5
40 UG/ML: 1,4-Dichlorobenzene-d4, Acenaphthene-d10, Chrysene-d12, Naphthalene-d8, Perylene-d12, Phenanthrene-d10
60 UG/ML: 1,2,4-Trichlorobenzene, 1,2-Dichlorobenzene, 1,3-Dichlorobenzene, 1,4-Dichlorobenzene, 1-Methylnaphthalene, 2,2'-Oxybis(1-chloropropane), 2,4,5-Trichlorophenol, 2,4,6-Trichlorophenol, 2,4-Dichlorophenol, 2,4-Dimethylphenol, 2,4-Dinitrophenol, 2,4-Dinitrotoluene, 2,6-Dinitrotoluene, 2-Chloronaphthalene, 2-Chlorophenol, 2-Fluorobiphenyl, 2-Methylnaphthalene, 2-Methylphenol, 2-Nitroaniline, 2-Nitrophenol, 3-Nitroaniline, 4,6-Dinitro-2-methylphenol, 4-Bromophenyl-phenylether, 4-Chloro-3-methylphenol, 4-Chloroaniline, 4-Chlorophenyl-phenylether, 4-Methylphenol, 4-Nitroaniline, 4-Nitrophenol, Acenaphthene, Acenaphthylene, Aniline, Anthracene, Azobenzene, Benzo(a)anthracene, Benzo(a)pyrene, Benzo(b)fluoranthene, Benzo(g,h,i)perylene, Benzo(k)fluoranthene, Benzoic acid, Benzyl alcohol, Bis(2-chloroethoxy)methane, Bis(2-chloroethyl)ether, Bis(2-ethylhexyl)phthalate, Butylbenzylphthalate, Carbazole, Chrysene, Dibenzo(a,h)anthracene, Dibenzofuran, Diethylphthalate, Dimethylphthalate, Di-n-butylphthalate, Di-n-octylphthalate, Fluoranthene, Fluorene, Hexachlorobenzene, Hexachlorobutadiene, Hexachlorocyclopentadiene, Hexachloroethane, Indeno(1,2,3-cd)pyrene, Isophorone, Naphthalene, Nitrobenzene, Nitrobenzene-d5, N-Nitrosodimethylamine, N-Nitroso-di-n-propylamine, N-Nitrosodiphenylamine, Pentachlorophenol, Phenanthrene, Phenol, p-Terphenyl-d14, Pyrene, Pyridine

COMPOSED OF:

43664: 20 UL 45850: 400 UL 45919: 600 UL

Standard ID	Type	Manufacturer	Mfg Lot	Expires	Volume	Created on	Created by
45924	8270_CAL4			7/31/2012	1 ML	4/23/2012	mjacobs

40 UG/ML: 1,4-Dichlorobenzene-d4, Acenaphthene-d10, Chrysene-d12, Naphthalene-d8, Perylene-d12, Phenanthrene-d10
45 UG/ML: 1,2,4-Trichlorobenzene, 1,2-Dichlorobenzene, 1,3-Dichlorobenzene, 1,4-Dichlorobenzene, 1-Methylnaphthalene, 2,2'-Oxybis(1-chloropropane), 2,4,5-Trichlorophenol, 2,4,6-Trichlorophenol, 2,4-Dichlorophenol, 2,4-Dimethylphenol, 2,4-Dinitrophenol, 2,4-Dinitrotoluene, 2,6-Dinitrotoluene, 2-Chloronaphthalene, 2-Chlorophenol, 2-Fluorobiphenyl, 2-Methylnaphthalene, 2-Methylphenol, 2-Nitroaniline, 2-Nitrophenol, 3-Nitroaniline, 4,6-Dinitro-2-methylphenol, 4-Bromophenyl-phenylether, 4-Chloro-3-methylphenol, 4-Chloroaniline, 4-Chlorophenyl-phenylether, 4-Methylphenol, 4-Nitroaniline, 4-Nitrophenol, Acenaphthene, Acenaphthylene, Aniline, Anthracene, Azobenzene, Benzo(a)anthracene, Benzo(a)pyrene, Benzo(b)fluoranthene, Benzo(g,h,i)perylene, Benzo(k)fluoranthene, Benzoic acid, Benzyl alcohol, Bis(2-chloroethoxy)methane, Bis(2-chloroethyl)ether, Bis(2-ethylhexyl)phthalate, Butylbenzylphthalate, Carbazole, Chrysene, Dibenzo(a,h)anthracene, Dibenzofuran, Diethylphthalate, Dimethylphthalate, Di-n-butylphthalate, Di-n-octylphthalate, Fluoranthene, Fluorene, Hexachlorobenzene, Hexachlorobutadiene, Hexachlorocyclopentadiene, Hexachloroethane, Indeno(1,2,3-cd)pyrene, Isophorone, Naphthalene, Nitrobenzene, Nitrobenzene-d5, N-Nitrosodimethylamine, N-Nitroso-di-n-propylamine, N-Nitrosodiphenylamine, Pentachlorophenol, Phenanthrene, Phenol, p-Terphenyl-d14, Pyrene, Pyridine
90 UG/ML: 2,4,6-Tribromophenol, 2-Fluorophenol, Phenol-d5

COMPOSED OF:

43664: 20 UL 45850: 550 UL 45919: 450 UL

STANDARDS LOG

Standard ID	Type	Manufacturer	Mfg Lot	Expires	Volume	Created on	Created by
45925	8270_CAL3			7/31/2012	1 ML	4/23/2012	mjacobs

20 UG/ML: 1,2,4-Trichlorobenzene, 1,2-Dichlorobenzene, 1,3-Dichlorobenzene, 1,4-Dichlorobenzene, 1-Methylnaphthalene, 2,2'-Oxybis(1-chloropropane), 2,4,5-Trichlorophenol, 2,4,6-Trichlorophenol, 2,4-Dichlorophenol, 2,4-Dimethylphenol, 2,4-Dinitrophenol, 2,4-Dinitrotoluene, 2,6-Dinitrotoluene, 2-Chloronaphthalene, 2-Chlorophenol, 2-Fluorobiphenyl, 2-Methylnaphthalene, 2-Methylphenol, 2-Nitroaniline, 2-Nitrophenol, 3-Nitroaniline, 4,6-Dinitro-2-methylphenol, 4-Bromophenyl-phenylether, 4-Chloro-3-methylphenol, 4-Chloroaniline, 4-Chlorophenyl-phenylether, 4-Methylphenol, 4-Nitroaniline, 4-Nitrophenol, Acenaphthene, Acenaphthylene, Aniline, Anthracene, Azobenzene, Benzo(a)anthracene, Benzo(a)pyrene, Benzo(b)fluoranthene, Benzo(g,h,i)perylene, Benzo(k)fluoranthene, Benzoic acid, Benzyl alcohol, Bis(2-chloroethoxy)methane, Bis(2-chloroethyl)ether, Bis(2-ethylhexyl)phthalate, Butylbenzylphthalate, Carbazole, Chrysene, Dibenzo(a,h)anthracene, Dibenzofuran, Diethylphthalate, Dimethylphthalate, Di-n-butylphthalate, Di-n-octylphthalate, Fluoranthene, Fluorene, Hexachlorobenzene, Hexachlorobutadiene, Hexachlorocyclopentadiene, Hexachloroethane, Indeno(1,2,3-cd)pyrene, Isophorone, Naphthalene, Nitrobenzene, Nitrobenzene-d5, N-Nitrosodimethylamine, N-Nitroso-di-n-propylamine, N-Nitrosodiphenylamine, Pentachlorophenol, Phenanthrene, Phenol, p-Terphenyl-d14, Pyrene, Pyridine
40 UG/ML: 1,4-Dichlorobenzene-d4, 2,4,6-Tribromophenol, 2-Fluorophenol, Acenaphthene-d10, Chrysene-d12, Naphthalene-d8, Perylene-d12, Phenanthrene-d10, Phenol-d5

COMPOSED OF:

43664: 20 UL 45850: 800 UL 45919: 200 UL

Standard ID	Type	Manufacturer	Mfg Lot	Expires	Volume	Created on	Created by
45926	8270_CAL2			7/31/2012	1 ML	4/23/2012	mjacobs

10 UG/ML: 1,2,4-Trichlorobenzene, 1,2-Dichlorobenzene, 1,3-Dichlorobenzene, 1,4-Dichlorobenzene, 1-Methylnaphthalene, 2,2'-Oxybis(1-chloropropane), 2,4,5-Trichlorophenol, 2,4,6-Trichlorophenol, 2,4-Dichlorophenol, 2,4-Dimethylphenol, 2,4-Dinitrophenol, 2,4-Dinitrotoluene, 2,6-Dinitrotoluene, 2-Chloronaphthalene, 2-Chlorophenol, 2-Fluorobiphenyl, 2-Methylnaphthalene, 2-Methylphenol, 2-Nitroaniline, 2-Nitrophenol, 3-Nitroaniline, 4,6-Dinitro-2-methylphenol, 4-Bromophenyl-phenylether, 4-Chloro-3-methylphenol, 4-Chloroaniline, 4-Chlorophenyl-phenylether, 4-Methylphenol, 4-Nitroaniline, 4-Nitrophenol, Acenaphthene, Acenaphthylene, Aniline, Anthracene, Azobenzene, Benzo(a)anthracene, Benzo(a)pyrene, Benzo(b)fluoranthene, Benzo(g,h,i)perylene, Benzo(k)fluoranthene, Benzoic acid, Benzyl alcohol, Bis(2-chloroethoxy)methane, Bis(2-chloroethyl)ether, Bis(2-ethylhexyl)phthalate, Butylbenzylphthalate, Carbazole, Chrysene, Dibenzo(a,h)anthracene, Dibenzofuran, Diethylphthalate, Dimethylphthalate, Di-n-butylphthalate, Di-n-octylphthalate, Fluoranthene, Fluorene, Hexachlorobenzene, Hexachlorobutadiene, Hexachlorocyclopentadiene, Hexachloroethane, Indeno(1,2,3-cd)pyrene, Isophorone, Naphthalene, Nitrobenzene, Nitrobenzene-d5, N-Nitrosodimethylamine, N-Nitroso-di-n-propylamine, N-Nitrosodiphenylamine, Pentachlorophenol, Phenanthrene, Phenol, p-Terphenyl-d14, Pyrene, Pyridine
20 UG/ML: 2,4,6-Tribromophenol, 2-Fluorophenol, Phenol-d5
40 UG/ML: 1,4-Dichlorobenzene-d4, Acenaphthene-d10, Chrysene-d12, Naphthalene-d8, Perylene-d12, Phenanthrene-d10

COMPOSED OF:

43664: 20 UL 45850: 900 UL 45919: 100 UL

STANDARDS LOG

Standard ID	Type	Manufacturer	Mfg Lot	Expires	Volume	Created on	Created by
45927	8270_CAL1			7/31/2012	1 ML	4/23/2012	mjacobs

4 UG/ML: 1,2,4-Trichlorobenzene, 1,2-Dichlorobenzene, 1,3-Dichlorobenzene, 1,4-Dichlorobenzene, 1-Methylnaphthalene, 2,2'-Oxybis(1-chloropropane), 2,4,5-Trichlorophenol, 2,4,6-Trichlorophenol, 2,4-Dichlorophenol, 2,4-Dimethylphenol, 2,4-Dinitrophenol, 2,4-Dinitrotoluene, 2,6-Dinitrotoluene, 2-Chloronaphthalene, 2-Chlorophenol, 2-Fluorobiphenyl, 2-Methylnaphthalene, 2-Methylphenol, 2-Nitroaniline, 2-Nitrophenol, 3-Nitroaniline, 4,6-Dinitro-2-methylphenol, 4-Bromophenyl-phenylether, 4-Chloro-3-methylphenol, 4-Chloroaniline, 4-Chlorophenyl-phenylether, 4-Methylphenol, 4-Nitroaniline, 4-Nitrophenol, Acenaphthene, Acenaphthylene, Aniline, Anthracene, Azobenzene, Benzo(a)anthracene, Benzo(a)pyrene, Benzo(b)fluoranthene, Benzo(g,h,i)perylene, Benzo(k)fluoranthene, Benzoic acid, Benzyl alcohol, Bis(2-chloroethoxy)methane, Bis(2-chloroethyl)ether, Bis(2-ethylhexyl)phthalate, Butylbenzylphthalate, Carbazole, Chrysene, Dibenzo(a,h)anthracene, Dibenzofuran, Diethylphthalate, Dimethylphthalate, Di-n-butylphthalate, Di-n-octylphthalate, Fluoranthene, Fluorene, Hexachlorobenzene, Hexachlorobutadiene, Hexachlorocyclopentadiene, Hexachloroethane, Indeno(1,2,3-cd)pyrene, Isophorone, Naphthalene, Nitrobenzene, Nitrobenzene-d5, N-Nitrosodimethylamine, N-Nitroso-di-n-propylamine, N-Nitrosodiphenylamine, Pentachlorophenol, Phenanthrene, Phenol, p-Terphenyl-d14, Pyrene, Pyridine
40 UG/ML: 1,4-Dichlorobenzene-d4, Acenaphthene-d10, Chrysene-d12, Naphthalene-d8, Perylene-d12, Phenanthrene-d10
8 UG/ML: 2,4,6-Tribromophenol, 2-Fluorophenol, Phenol-d5

COMPOSED OF:

43664: 20 UL 45850: 960 UL 45919: 40 UL

Standard ID	Type	Manufacturer	Mfg Lot	Expires	Volume	Created on	Created by
45932	8270_TOP			10/23/2012	5 ML	4/23/2012	mjacobs

100 UG/ML: 1,1'-Biphenyl, 3,3'-Dichlorobenzidine, Acetophenone, Atrazine, Benzaldehyde, Benzidine, Caprolactam

COMPOSED OF:

40392: 250 UL 44973: 250 UL 45850: 4500 UL

Standard ID	Type	Manufacturer	Mfg Lot	Expires	Volume	Created on	Created by
45933	8270_CAL7			10/23/2012	1 ML	4/23/2012	mjacobs

100 UG/ML: 1,1'-Biphenyl, 3,3'-Dichlorobenzidine, Acetophenone, Atrazine, Benzaldehyde, Benzidine, Caprolactam
40 UG/ML: 1,4-Dichlorobenzene-d4, Acenaphthene-d10, Chrysene-d12, Naphthalene-d8, Perylene-d12, Phenanthrene-d10

COMPOSED OF:

43664: 20 UL 45932: 1 ML

Standard ID	Type	Manufacturer	Mfg Lot	Expires	Volume	Created on	Created by
45934	8270_CAL6			10/23/2012	1 ML	4/23/2012	mjacobs

40 UG/ML: 1,4-Dichlorobenzene-d4, Acenaphthene-d10, Chrysene-d12, Naphthalene-d8, Perylene-d12, Phenanthrene-d10
75 UG/ML: 1,1'-Biphenyl, 3,3'-Dichlorobenzidine, Acetophenone, Atrazine, Benzaldehyde, Benzidine, Caprolactam

STANDARDS LOG

COMPOSED OF:

43664: 20 UL 45850: 250 UL 45932: 750 UL

Standard ID	Type	Manufacturer	Mfg Lot	Expires	Volume	Created on	Created by
45935	8270_CAL5			10/23/2012	1 ML	4/23/2012	mjacobs

40 UG/ML: 1,4-Dichlorobenzene-d4, Acenaphthene-d10, Chrysene-d12, Naphthalene-d8, Perylene-d12, Phenanthrene-d10
60 UG/ML: 1,1'-Biphenyl, 3,3'-Dichlorobenzidine, Acetophenone, Atrazine, Benzaldehyde, Benzidine, Caprolactam

COMPOSED OF:

43664: 20 UL 45850: 400 UL 45932: 600 UL

Standard ID	Type	Manufacturer	Mfg Lot	Expires	Volume	Created on	Created by
45936	8270_CAL4			10/23/2012	1 ML	4/23/2012	mjacobs

40 UG/ML: 1,4-Dichlorobenzene-d4, Acenaphthene-d10, Chrysene-d12, Naphthalene-d8, Perylene-d12, Phenanthrene-d10
45 UG/ML: 1,1'-Biphenyl, 3,3'-Dichlorobenzidine, Acetophenone, Atrazine, Benzaldehyde, Benzidine, Caprolactam

COMPOSED OF:

43664: 20 UL 45850: 550 UL 45932: 450 UL

Standard ID	Type	Manufacturer	Mfg Lot	Expires	Volume	Created on	Created by
45937	8270_CAL3			10/23/2012	1 ML	4/23/2012	mjacobs

20 UG/ML: 1,1'-Biphenyl, 3,3'-Dichlorobenzidine, Acetophenone, Atrazine, Benzaldehyde, Benzidine, Caprolactam
40 UG/ML: 1,4-Dichlorobenzene-d4, Acenaphthene-d10, Chrysene-d12, Naphthalene-d8, Perylene-d12, Phenanthrene-d10

COMPOSED OF:

43664: 20 UL 45850: 800 UL 45932: 200 UL

Standard ID	Type	Manufacturer	Mfg Lot	Expires	Volume	Created on	Created by
45938	8270_CAL2			10/23/2012	1 ML	4/23/2012	mjacobs

10 UG/ML: 1,1'-Biphenyl, 3,3'-Dichlorobenzidine, Acetophenone, Atrazine, Benzaldehyde, Benzidine, Caprolactam
40 UG/ML: 1,4-Dichlorobenzene-d4, Acenaphthene-d10, Chrysene-d12, Naphthalene-d8, Perylene-d12, Phenanthrene-d10

COMPOSED OF:

43664: 20 UL 45850: 900 UL 45932: 100 UL

STANDARDS LOG

Standard ID	Type	Manufacturer	Mfg Lot	Expires	Volume	Created on	Created by
45939	8270_CAL1			10/23/2012	1 ML	4/23/2012	mjacobs

4 UG/ML: 1,1'-Biphenyl, 3,3'-Dichlorobenzidine, Acetophenone, Atrazine, Benzaldehyde, Benzidine, Caprolactam
40 UG/ML: 1,4-Dichlorobenzene-d4, Acenaphthene-d10, Chrysene-d12, Naphthalene-d8, Perylene-d12, Phenanthrene-d10

COMPOSED OF:

43664: 20 UL 45850: 960 UL 45932: 40 UL

Standard ID	Type	Manufacturer	Mfg Lot	Expires	Volume	Created on	Created by
45940	AP9_TOP			10/23/2012	5 ML	4/23/2012	mjacobs

100 UG/ML: 0,0,0-Triethylphosphorothioate, 1,2,4,5-Tetrachlorobenzene, 1,3,5-Trinitrobenzene, 1,3-Dinitrobenzene, 1,4-Naphthoquinone, 1-Naphthylamine, 2,3,4,6-Tetrachlorophenol, 2,6-Dichlorophenol, 2-Acetylaminofluorene, 2-Naphthylamine, 2-Picoline, 3,3'-Dimethylbenzidine, 3-Methylcholanthrene, 4-Aminobiphenyl, 4-Nitroquinoline-1-oxide, 5-Nitro-o-toluidine, 7,12-Dimethylbenz(a)anthracene, a,a-Dimethylphenethylamine, Acetophenone, Aramite, Chlorobenzilate, Diallate (Avadex), Dibenz(a,j)acridine, Dinoseb, Ethyl methanesulfonate, Hexachloropropene, Isodrin, Isosafrole, Kepone, Methapyriline, Methylmethanesulfonate, N-Nitrosodibutylamine, N-Nitrosodiethylamine, N-Nitrosomethylethylamine, N-Nitrosomorpholine, N-Nitrosopiperidine, N-Nitrosopyrrolidine, o-Toluidine, p-Dimethylaminoazobenzene, Pentachlorobenzene, Pentachloroethane, Pentachloronitrobenzene(PCNB), Phenacetin, p-Phenylenediamine, Pronamide, Safrole

COMPOSED OF:

36199: 250 UL 40400: 500 UL 45850: 4250 UL

Standard ID	Type	Manufacturer	Mfg Lot	Expires	Volume	Created on	Created by
45955	AP9_CAL7			10/23/2012	1 ML	4/23/2012	mjacobs

100 UG/ML: 0,0,0-Triethylphosphorothioate, 1,2,4,5-Tetrachlorobenzene, 1,3,5-Trinitrobenzene, 1,3-Dinitrobenzene, 1,4-Naphthoquinone, 1-Naphthylamine, 2,3,4,6-Tetrachlorophenol, 2,6-Dichlorophenol, 2-Acetylaminofluorene, 2-Naphthylamine, 2-Picoline, 3,3'-Dimethylbenzidine, 3-Methylcholanthrene, 4-Aminobiphenyl, 4-Nitroquinoline-1-oxide, 5-Nitro-o-toluidine, 7,12-Dimethylbenz(a)anthracene, a,a-Dimethylphenethylamine, Acetophenone, Aramite, Chlorobenzilate, Diallate (Avadex), Dibenz(a,j)acridine, Dinoseb, Ethyl methanesulfonate, Hexachloropropene, Isodrin, Isosafrole, Kepone, Methapyriline, Methylmethanesulfonate, N-Nitrosodibutylamine, N-Nitrosodiethylamine, N-Nitrosomethylethylamine, N-Nitrosomorpholine, N-Nitrosopiperidine, N-Nitrosopyrrolidine, o-Toluidine, p-Dimethylaminoazobenzene, Pentachlorobenzene, Pentachloroethane, Pentachloronitrobenzene(PCNB), Phenacetin, p-Phenylenediamine, Pronamide, Safrole
40 UG/ML: 1,4-Dichlorobenzene-d4, Acenaphthene-d10, Chrysene-d12, Naphthalene-d8, Perylene-d12, Phenanthrene-d10

COMPOSED OF:

43664: 20 UL 45850: 0 ML 45940: 1 ML

STANDARDS LOG

Standard ID	Type	Manufacturer	Mfg Lot	Expires	Volume	Created on	Created by
45956	AP9_CAL6			10/23/2012	1 ML	4/23/2012	mjacobs

40 UG/ML: 1,4-Dichlorobenzene-d4, Acenaphthene-d10, Chrysene-d12, Naphthalene-d8, Perylene-d12, Phenanthrene-d10
75 UG/ML: 0,0,0-Triethylphosphorothioate, 1,2,4,5-Tetrachlorobenzene, 1,3,5-Trinitrobenzene, 1,3-Dinitrobenzene, 1,4-Naphthoquinone, 1-Naphthylamine, 2,3,4,6-Tetrachlorophenol, 2,6-Dichlorophenol, 2-Acetylaminofluorene, 2-Naphthylamine, 2-Picoline, 3,3'-Dimethylbenzidine, 3-Methylcholanthrene, 4-Aminobiphenyl, 4-Nitroquinoline-1-oxide, 5-Nitro-o-toluidine, 7,12-Dimethylbenz(a)anthracene, a,a-Dimethylphenethylamine, Acetophenone, Aramite, Chlorobenzilate, Diallate (Avadex), Dibenz(a,j)acridine, Dinoseb, Ethyl methanesulfonate, Hexachloropropene, Isodrin, Isosafrole, Kepone, Methapyriline, Methylmethanesulfonate, N-Nitrosodibutylamine, N-Nitrosodiethylamine, N-Nitrosomethylethylamine, N-Nitrosomorpholine, N-Nitrosopiperidine, N-Nitrosopyrrolidine, o-Toluidine, p-Dimethylaminoazobenzene, Pentachlorobenzene, Pentachloroethane, Pentachloronitrobenzene(PCNB), Phenacetin, p-Phenylenediamine, Pronamide, Safrole

COMPOSED OF:

43664: 20 UL 45850: 250 UL 45940: 750 UL

Standard ID	Type	Manufacturer	Mfg Lot	Expires	Volume	Created on	Created by
45957	AP9_CAL5			10/23/2012	1 ML	4/23/2012	mjacobs

40 UG/ML: 1,4-Dichlorobenzene-d4, Acenaphthene-d10, Chrysene-d12, Naphthalene-d8, Perylene-d12, Phenanthrene-d10
60 UG/ML: 0,0,0-Triethylphosphorothioate, 1,2,4,5-Tetrachlorobenzene, 1,3,5-Trinitrobenzene, 1,3-Dinitrobenzene, 1,4-Naphthoquinone, 1-Naphthylamine, 2,3,4,6-Tetrachlorophenol, 2,6-Dichlorophenol, 2-Acetylaminofluorene, 2-Naphthylamine, 2-Picoline, 3,3'-Dimethylbenzidine, 3-Methylcholanthrene, 4-Aminobiphenyl, 4-Nitroquinoline-1-oxide, 5-Nitro-o-toluidine, 7,12-Dimethylbenz(a)anthracene, a,a-Dimethylphenethylamine, Acetophenone, Aramite, Chlorobenzilate, Diallate (Avadex), Dibenz(a,j)acridine, Dinoseb, Ethyl methanesulfonate, Hexachloropropene, Isodrin, Isosafrole, Kepone, Methapyriline, Methylmethanesulfonate, N-Nitrosodibutylamine, N-Nitrosodiethylamine, N-Nitrosomethylethylamine, N-Nitrosomorpholine, N-Nitrosopiperidine, N-Nitrosopyrrolidine, o-Toluidine, p-Dimethylaminoazobenzene, Pentachlorobenzene, Pentachloroethane, Pentachloronitrobenzene(PCNB), Phenacetin, p-Phenylenediamine, Pronamide, Safrole

COMPOSED OF:

43664: 20 UL 45850: 400 UL 45940: 600 UL

Standard ID	Type	Manufacturer	Mfg Lot	Expires	Volume	Created on	Created by
45958	AP9_CAL4			10/23/2012	1 ML	4/23/2012	mjacobs

40 UG/ML: 1,4-Dichlorobenzene-d4, Acenaphthene-d10, Chrysene-d12, Naphthalene-d8, Perylene-d12, Phenanthrene-d10
45 UG/ML: 0,0,0-Triethylphosphorothioate, 1,2,4,5-Tetrachlorobenzene, 1,3,5-Trinitrobenzene, 1,3-Dinitrobenzene, 1,4-Naphthoquinone, 1-Naphthylamine, 2,3,4,6-Tetrachlorophenol, 2,6-Dichlorophenol, 2-Acetylaminofluorene, 2-Naphthylamine, 2-Picoline, 3,3'-Dimethylbenzidine, 3-Methylcholanthrene, 4-Aminobiphenyl, 4-Nitroquinoline-1-oxide, 5-Nitro-o-toluidine, 7,12-Dimethylbenz(a)anthracene, a,a-Dimethylphenethylamine, Acetophenone, Aramite, Chlorobenzilate, Diallate (Avadex), Dibenz(a,j)acridine, Dinoseb, Ethyl methanesulfonate, Hexachloropropene, Isodrin, Isosafrole, Kepone, Methapyriline, Methylmethanesulfonate, N-Nitrosodibutylamine, N-Nitrosodiethylamine, N-Nitrosomethylethylamine, N-Nitrosomorpholine, N-Nitrosopiperidine, N-Nitrosopyrrolidine, o-Toluidine, p-Dimethylaminoazobenzene, Pentachlorobenzene, Pentachloroethane, Pentachloronitrobenzene(PCNB), Phenacetin, p-Phenylenediamine, Pronamide, Safrole

COMPOSED OF:

43664: 20 UL 45850: 550 UL 45940: 450 UL

STANDARDS LOG

Standard ID	Type	Manufacturer	Mfg Lot	Expires	Volume	Created on	Created by
45959	AP9_CAL3			10/23/2012	1 ML	4/23/2012	mjacobs

20 UG/ML: 0,0,0-Triethylphosphorothioate, 1,2,4,5-Tetrachlorobenzene, 1,3,5-Trinitrobenzene, 1,3-Dinitrobenzene, 1,4-Naphthoquinone, 1-Naphthylamine, 2,3,4,6-Tetrachlorophenol, 2,6-Dichlorophenol, 2-Acetylaminofluorene, 2-Naphthylamine, 2-Picoline, 3,3'-Dimethylbenzidine, 3-Methylcholanthrene, 4-Aminobiphenyl, 4-Nitroquinoline-1-oxide, 5-Nitro-o-toluidine, 7,12-Dimethylbenz(a)anthracene, a,a-Dimethylphenethylamine, Acetophenone, Aramite, Chlorobenzilate, Diallate (Avadex), Dibenz(a,j)acridine, Dinoseb, Ethyl methanesulfonate, Hexachloropropene, Isodrin, Isosafrole, Kepone, Methapyriline, Methylmethanesulfonate, N-Nitrosodibutylamine, N-Nitrosodiethylamine, N-Nitrosomethylethylamine, N-Nitrosomorpholine, N-Nitrosopiperidine, N-Nitrosopyrrolidine, o-Toluidine, p-Dimethylaminoazobenzene, Pentachlorobenzene, Pentachloroethane, Pentachloronitrobenzene(PCNB), Phenacetin, p-Phenylenediamine, Pronamide, Safrole
40 UG/ML: 1,4-Dichlorobenzene-d4, Acenaphthene-d10, Chrysene-d12, Naphthalene-d8, Perylene-d12, Phenanthrene-d10

COMPOSED OF:

43664: 20 UL 45850: 800 UL 45940: 200 UL

Standard ID	Type	Manufacturer	Mfg Lot	Expires	Volume	Created on	Created by
45960	AP9_CAL2			10/23/2012	1 ML	4/23/2012	mjacobs

10 UG/ML: 0,0,0-Triethylphosphorothioate, 1,2,4,5-Tetrachlorobenzene, 1,3,5-Trinitrobenzene, 1,3-Dinitrobenzene, 1,4-Naphthoquinone, 1-Naphthylamine, 2,3,4,6-Tetrachlorophenol, 2,6-Dichlorophenol, 2-Acetylaminofluorene, 2-Naphthylamine, 2-Picoline, 3,3'-Dimethylbenzidine, 3-Methylcholanthrene, 4-Aminobiphenyl, 4-Nitroquinoline-1-oxide, 5-Nitro-o-toluidine, 7,12-Dimethylbenz(a)anthracene, a,a-Dimethylphenethylamine, Acetophenone, Aramite, Chlorobenzilate, Diallate (Avadex), Dibenz(a,j)acridine, Dinoseb, Ethyl methanesulfonate, Hexachloropropene, Isodrin, Isosafrole, Kepone, Methapyriline, Methylmethanesulfonate, N-Nitrosodibutylamine, N-Nitrosodiethylamine, N-Nitrosomethylethylamine, N-Nitrosomorpholine, N-Nitrosopiperidine, N-Nitrosopyrrolidine, o-Toluidine, p-Dimethylaminoazobenzene, Pentachlorobenzene, Pentachloroethane, Pentachloronitrobenzene(PCNB), Phenacetin, p-Phenylenediamine, Pronamide, Safrole
40 UG/ML: 1,4-Dichlorobenzene-d4, Acenaphthene-d10, Chrysene-d12, Naphthalene-d8, Perylene-d12, Phenanthrene-d10

COMPOSED OF:

43664: 20 UL 45850: 900 UL 45940: 100 UL

Standard ID	Type	Manufacturer	Mfg Lot	Expires	Volume	Created on	Created by
45961	AP9_CAL1			10/23/2012	1 ML	4/23/2012	mjacobs

4 UG/ML: 0,0,0-Triethylphosphorothioate, 1,2,4,5-Tetrachlorobenzene, 1,3,5-Trinitrobenzene, 1,3-Dinitrobenzene, 1,4-Naphthoquinone, 1-Naphthylamine, 2,3,4,6-Tetrachlorophenol, 2,6-Dichlorophenol, 2-Acetylaminofluorene, 2-Naphthylamine, 2-Picoline, 3,3'-Dimethylbenzidine, 3-Methylcholanthrene, 4-Aminobiphenyl, 4-Nitroquinoline-1-oxide, 5-Nitro-o-toluidine, 7,12-Dimethylbenz(a)anthracene, a,a-Dimethylphenethylamine, Acetophenone, Aramite, Chlorobenzilate, Diallate (Avadex), Dibenz(a,j)acridine, Dinoseb, Ethyl methanesulfonate, Hexachloropropene, Isodrin, Isosafrole, Kepone, Methapyriline, Methylmethanesulfonate, N-Nitrosodibutylamine, N-Nitrosodiethylamine, N-Nitrosomethylethylamine, N-Nitrosomorpholine, N-Nitrosopiperidine, N-Nitrosopyrrolidine, o-Toluidine, p-Dimethylaminoazobenzene, Pentachlorobenzene, Pentachloroethane, Pentachloronitrobenzene(PCNB), Phenacetin, p-Phenylenediamine, Pronamide, Safrole
40 UG/ML: 1,4-Dichlorobenzene-d4, Acenaphthene-d10, Chrysene-d12, Naphthalene-d8, Perylene-d12, Phenanthrene-d10

COMPOSED OF:

43663: 20 UL 45850: 960 UL 45940: 40 UL

Data File: \\Svecd04\DD\chem\smsd03.i\S3042312.b\DFTPP2.D
Report Date: 25-Apr-2012 10:00

PEL Laboratories, Inc.

Data file : \\Svecd04\DD\chem\smsd03.i\S3042312.b\DFTPP2.D
Lab Smp Id: 45777 Client Smp ID: DFTPP2
Inj Date : 23-APR-2012 10:03
Operator : PEL Inst ID: smsd03.i
Smp Info : 45777
Misc Info :
Comment :
Method : \\Svecd04\DD\chem\smsd03.i\S3042312.b\DoDTUN.m
Meth Date : 25-Apr-2012 09:57 mjacobs Quant Type: ISTD
Cal Date : 23-MAR-2009 02:58 Cal File: AP9CAL1.D
Als bottle: 100 QC Sample: DFTPP
Dil Factor: 1.00000
Integrator: HP RTE Compound Sublist: all.sub
Target Version: 4.14 Sample Matrix: WATER
Processing Host: SVECD04

Concentration Formula: Amt * DF * Uf * Vf * Vi * CpndVariable

Name	Value	Description
DF	1.000	Dilution Factor
Uf	1.000	ng unit correction factor
Vf	1.000	Volumetric correction factor
Vi	1.000	Injection Volume
Cpnd Variable		Local Compound Variable

RT	EXP RT	REL RT	MASS	RESPONSE	CONCENTRATIONS ON-COL (ug/L)	FINAL (ug/L)	TARGET RANGE	RATIO
1 dftpp							CAS #: 5074-71-5	
7.567	7.728	(0.000)	198	344704			0.00- 100.00	100.00
7.567	7.728	(0.000)	51	104160			10.00- 80.00	30.22
7.567	7.728	(0.000)	68	2221			0.00- 2.00	1.30
7.567	7.728	(0.000)	69	170304			0.00- 0.00	49.41
7.567	7.728	(0.000)	70	1411			0.00- 2.00	0.83
7.567	7.728	(0.000)	127	155456			10.00- 80.00	45.10
7.567	7.728	(0.000)	197	1301			0.00- 2.00	0.38
7.567	7.728	(0.000)	199	24088			5.00- 9.00	6.99
7.567	7.728	(0.000)	275	113728			10.00- 60.00	32.99
7.567	7.728	(0.000)	365	22552			1.00- 0.00	6.54
7.567	7.728	(0.000)	441	46584			0.01- 24.00	14.69
7.567	7.728	(0.000)	442	317120			50.00- 0.00	92.00
7.567	7.728	(0.000)	443	59536			15.00- 24.00	18.77

Data File: \\Svecd04\DD\chem\smsd03.i\S3042312.b\DFTPP2.D
Date : 23-APR-2012 10:03
Client ID: DFTPP2 Instrument: smsd03.i
Sample Info: 45777
Volume Injected (uL): 1.0 Operator: PEL
Column phase: Column diameter: 2.00

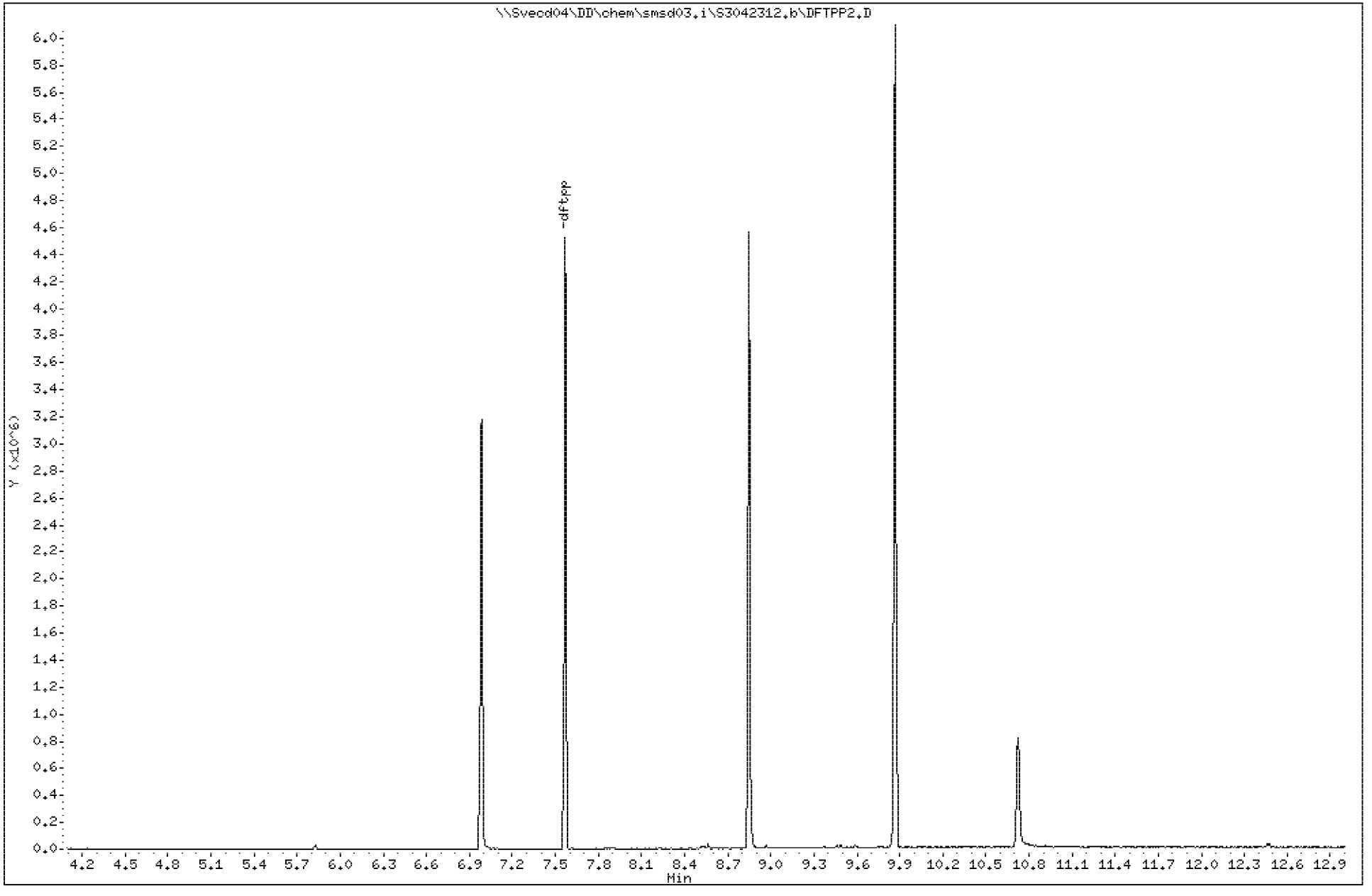

597

3505892

Data File: \\Svecd04\DD\chem\smsd03.i\S3042312.b\DFTPP2.D

Date : 23-APR-2012 10:03

Client ID: DFTPP2 Instrument: smsd03.i

Sample Info: 45777

Volume Injected (uL): 1.0 Operator: PEL

Column phase: Column diameter: 2.00

1 dftpp

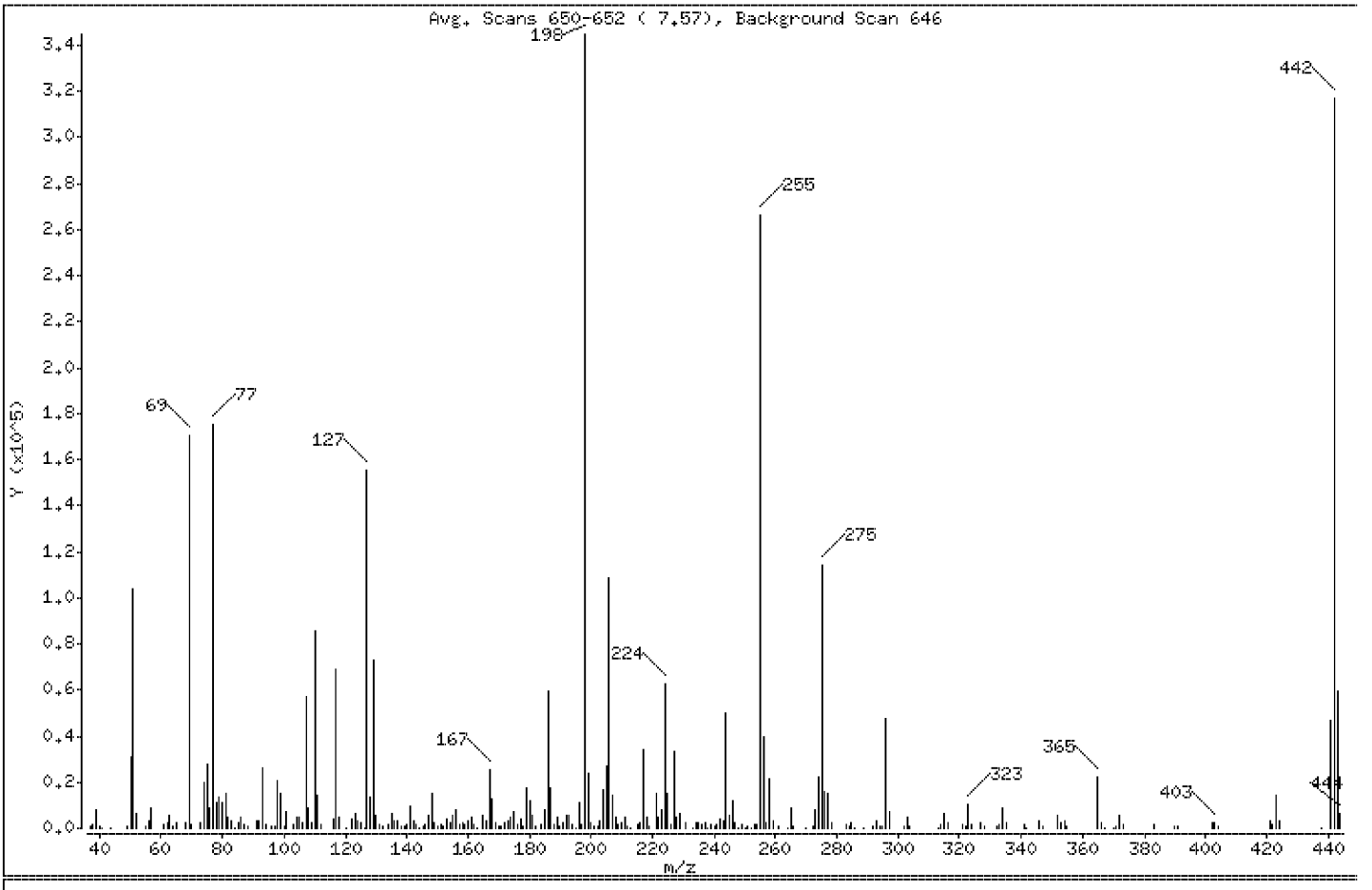

m/e	ION ABUNDANCE CRITERIA	% RELATIVE ABUNDANCE
198	Base Peak, 100% relative abundance	100.00
51	10.00 - 80.00% of mass 198	30.22
68	Less than 2.00% of mass 69	0.64 (1.30)
69	Mass 69 relative abundance	49.41
70	Less than 2.00% of mass 69	0.41 (0.83)
127	10.00 - 80.00% of mass 198	45.10
197	Less than 2.00% of mass 198	0.38
199	5.00 - 9.00% of mass 198	6.99
275	10.00 - 60.00% of mass 198	32.99
365	Greater than 1.00% of mass 198	6.54
441	0.01 - 24.00% of mass 442	13.51 (14.69)
442	Greater than 50.00% of mass 198	92.00
443	15.00 - 24.00% of mass 442	17.27 (18.77)

Data File: \\Svecd04\DD\chem\smsd03.i\S3042312.b\DFTPP2.D

Date : 23-APR-2012 10:03

Client ID: DFTPP2 Instrument: smsd03.i

Sample Info: 45777

Volume Injected (uL): 1.0 Operator: PEL

Column phase: Column diameter: 2.00

Data File: DFTPP2.D
Spectrum: Avg. Scans 650-652 (7.57), Background Scan 646
Location of Maximum: 198.00
Number of points: 262

m/z	Y	m/z	Y	m/z	Y	m/z	Y
37.00	589	127.00	155456	196.00	10704	273.00	8306
38.00	1689	128.00	13113	197.00	1301	274.00	22016
39.00	7956	129.00	72672	198.00	344704	275.00	113728
40.00	535	130.00	5600	199.00	24088	276.00	16119
41.00	284	131.00	1584	200.00	2091	277.00	14851
44.00	144	132.00	515	201.00	646	278.00	2563
49.00	1023	134.00	1794	202.00	618	283.00	1624
50.00	31128	135.00	6192	203.00	2919	284.00	967
51.00	104160	136.00	2905	204.00	16592	285.00	2168
52.00	6424	137.00	2966	205.00	27224	286.00	254
55.00	832	138.00	545	206.00	108192	289.00	229
56.00	3464	139.00	586	207.00	13916	292.00	669
57.00	8522	140.00	1385	208.00	4936	293.00	2892
61.00	1912	141.00	9733	209.00	1853	294.00	601
62.00	2008	142.00	3388	210.00	2239	295.00	825
63.00	5832	143.00	1779	211.00	4570	296.00	47528
64.00	1123	144.00	391	212.00	875	297.00	7191
65.00	2644	145.00	830	213.00	222	302.00	622
68.00	2221	146.00	1818	215.00	1763	303.00	4915
69.00	170304	147.00	5839	216.00	2579	304.00	908
70.00	1411	148.00	15262	217.00	33760	313.00	348
73.00	2307	149.00	2575	218.00	4753	314.00	1593
74.00	19784	150.00	588	219.00	558	315.00	6014
75.00	27672	151.00	1974	221.00	14704	316.00	2274
76.00	8735	152.00	430	222.00	4917	321.00	1211
77.00	175232	153.00	3713	223.00	8033	322.00	932
78.00	11193	154.00	2459	224.00	62208	323.00	10362
79.00	13519	155.00	5773	225.00	15374	324.00	1677
80.00	10871	156.00	8248	226.00	1464	327.00	2403
81.00	14718	157.00	1423	227.00	33128	328.00	1159
82.00	4596	158.00	2154	228.00	5079	332.00	697
83.00	2850	159.00	1342	229.00	6300	333.00	1246
84.00	323	160.00	3383	231.00	2416	334.00	8422
85.00	2310	161.00	4957	233.00	222	335.00	2144
86.00	4725	162.00	1481	234.00	2272	341.00	1496

Data File: \\Svecd04\DD\chem\smsd03.i\S3042312.b\DFTPP2.D

Date : 23-APR-2012 10:03

Client ID: DFTPP2 Instrument: smsd03.i

Sample Info: 45777

Volume Injected (uL): 1.0 Operator: PEL

Column phase: Column diameter: 2.00

Data File: DFTPP2.D
Spectrum: Avg. Scans 650-652 (7.57), Background Scan 646
Location of Maximum: 198.00
Number of points: 262

m/z	Y	m/z	Y	m/z	Y	m/z	Y
87.00	1718	163.00	304	235.00	2509	342.00	238
88.00	752	165.00	5494	236.00	1551	346.00	3167
91.00	2877	166.00	2948	237.00	2525	347.00	657
92.00	3113	167.00	25504	238.00	240	352.00	5475
93.00	26480	168.00	12785	239.00	1224	353.00	2516
94.00	1717	169.00	2468	240.00	876	354.00	3263
96.00	563	170.00	617	241.00	1649	355.00	530
97.00	578	171.00	1168	242.00	4260	365.00	22552
98.00	20552	172.00	2207	243.00	3310	366.00	2510
99.00	14698	173.00	3156	244.00	49856	367.00	278
100.00	1025	174.00	4913	245.00	5861	370.00	288
101.00	6948	175.00	7366	246.00	12161	371.00	875
103.00	1839	176.00	1828	247.00	2380	372.00	5508
104.00	4549	177.00	4000	248.00	272	373.00	1391
105.00	4939	178.00	1063	249.00	1758	383.00	1583
106.00	2191	179.00	17400	250.00	307	390.00	486
107.00	56936	180.00	11496	251.00	1007	391.00	634
108.00	8504	181.00	5288	252.00	283	402.00	1997
109.00	2042	182.00	731	253.00	1206	403.00	2132
110.00	85648	184.00	1372	254.00	1228	404.00	684
111.00	14535	185.00	8132	255.00	266368	421.00	2887
112.00	1433	186.00	59200	256.00	39488	422.00	1870
116.00	3771	187.00	17760	257.00	2744	423.00	14582
117.00	68712	188.00	1857	258.00	21064	424.00	3223
118.00	4892	189.00	4687	259.00	3413	438.00	219
120.00	221	190.00	780	261.00	634	441.00	46584
122.00	3882	191.00	2125	264.00	332	442.00	317120
123.00	6128	192.00	5565	265.00	8449	443.00	59536
124.00	3395	193.00	5318	266.00	1025	444.00	6035
125.00	2503	194.00	1299	270.00	305		
126.00	240	195.00	260	272.00	795		

DFTPP TUNE/TAILING FACTOR/DEGRADATION SAMPLE AND GRAPHIC REPORT

Report Date: 04/23/2012 10:23

Datafile Analyzed: //Svecd04/DD/chem/smsd03.i/S3042312.b/DFTPP2.D
DFTPP TUNE/TAILING FACTOR/DEGRADATION SAMPLE AND GRAPHIC REPORT

Report Date: 04/25/2012 09:58

Datafile Analyzed: //Svecd04/DD/chem/smsd03.i/S3042312.b/DFTPP2.D
DFTPP TUNE/TAILING FACTOR/DEGRADATION SAMPLE AND GRAPHIC REPORT

Report Date: 04/25/2012 10:00

Datafile Analyzed: //Svecd04/DD/chem/smsd03.i/S3042312.b/DFTPP2.D

PEL Laboratories, Inc.

Data file : \\Svecd04\DD\chem\smsd03.i\S3042312.b\8270CAL7.D
Lab Smp Id: 45921 Client Smp ID: 8270CAL7
Inj Date : 23-APR-2012 10:23 MS Autotune Date: 12-SEP-2011 18:58
Operator : PEL Inst ID: smsd03.i
Smp Info : 45921
Misc Info :
Comment :
Method : \\Svecd04\DD\chem\smsd03.i\S3042312.b\8270bcs.m
Meth Date : 25-Apr-2012 09:57 mjacobs Quant Type: ISTD
Cal Date : 17-APR-2012 23:38 Cal File: AP9CAL4.D
Als bottle: 1 Calibration Sample, Level: 7
Dil Factor: 1.00000
Integrator: HP Genie Compound Sublist: 8270caln.sub
Target Version: 4.14 Sample Matrix: WATER

Concentration Formula: Amt * DF * (1/(Vo/1000))*Vf * CpndVariable

Name	Value	Description
DF	1.000	Dilution Factor
Vo	1000.000	Volume of sample extracted (mL)
Vf	1.000	Final Volume
Cpnd Variable		Local Compound Variable

RT	EXP RT	REL RT	MASS	RESPONSE	AMOUNTS CAL-AMT (ug/ml)	AMOUNTS ON-COL (ug/ml)	TARGET RANGE	RATIO
2 Pyridine						CAS #: 110-86-1		
2.381	2.381	(0.535)	79	1401787	100.000	101	80.00- 120.00	100.00(A)
2.381	2.381	(0.535)	52	533240			7.01- 67.01	38.04
M 16 Cresols (Total)						CAS #: 1319-77-3		
				2580149	200.000			(a)
1 N-Nitrosodimethylamine						CAS #: 62-75-9		
2.342	2.338	(0.526)	42	619633	100.000	98.7	80.00- 120.00	100.00
2.342	2.338	(0.526)	74	875795			112.35- 172.35	141.34
2.342	2.338	(0.526)	44	25228			0.00- 34.21	4.07
$ 6 2-Fluorophenol (SURR)						CAS #: 367-12-4		
3.385	3.383	(0.761)	112	2191983	200.000	205	80.00- 120.00	100.00(TQ)
3.384	3.383	(0.761)	64	1404139			33.15- 93.15	64.06
$ 11 Phenol-d5 (SURR)						CAS #: 4165-62-2		
4.147	4.139	(0.932)	99	2929019	200.000	204	80.00- 120.00	100.00(TQ)
4.146	4.139	(0.932)	42	593015			0.00- 48.89	20.25
4.147	4.139	(0.932)	71	1597450			23.76- 83.76	54.54
13 Phenol						CAS #: 108-95-2		
4.158	4.151	(0.934)	94	1779497	100.000	109	80.00- 120.00	100.00(TAQ)

```
                                          AMOUNTS
                                        CAL-AMT   ON-COL
  RT   EXP RT   REL RT   MASS  RESPONSE (ug/ml)  (ug/ml)   TARGET RANGE    RATIO
 ==== ======== ========  ====  ======== =======  =======   ============    =====

   13 Phenol (continued)
4.159    4.151 ( 0.935)    65   1034654                    31.39-  91.39    58.14
4.159    4.151 ( 0.935)    66   1878228                    81.48- 141.48   105.55
--------------------------------------------------------------------------------
   10 Aniline                                        CAS #: 62-53-3
4.170    4.166 ( 0.937)    93   1778451 100.000      103  80.00- 120.00   100.00(AQ)
4.159    4.166 ( 0.935)    65   1034668                    26.91-  86.91    58.18
4.159    4.166 ( 0.935)    66   1878231                    73.34- 133.34   105.61
--------------------------------------------------------------------------------
   14 Bis(2-Chloroethyl)ether                        CAS #: 111-44-4
4.216    4.210 ( 0.947)    93   1049452 100.000      103  80.00- 120.00   100.00(AQ)
4.215    4.210 ( 0.947)    63    754811                    42.30- 102.30    71.92
4.216    4.210 ( 0.947)    95    341117                     1.53-  61.53    32.50
--------------------------------------------------------------------------------
   15 2-Chlorophenol                                 CAS #: 95-57-8
4.282    4.278 ( 0.962)   128   1116184 100.000      104  80.00- 120.00   100.00(A)
4.281    4.278 ( 0.962)    64    598128                    20.72-  80.72    53.59
4.282    4.278 ( 0.962)   130    365387                     2.39-  62.39    32.74
--------------------------------------------------------------------------------
   17 1,3-Dichlorobenzene                            CAS #: 541-73-1
4.403    4.401 ( 0.990)   146   1349146 100.000      103  80.00- 120.00   100.00(A)
4.404    4.401 ( 0.990)   148    916623                    36.16-  96.16    67.94
4.403    4.401 ( 0.989)   111    611686                    16.14-  76.14    45.34
--------------------------------------------------------------------------------
*  18 1,4-Dichlorobenzene-d4                         CAS #: 3855-82-1
4.450    4.448 ( 1.000)   152    369613 40.0000            80.00- 120.00   100.00(Q)
4.450    4.448 ( 1.000)   115    232248                    32.20-  92.20    62.84
4.451    4.448 ( 1.000)   150    712699                   139.77- 199.77   192.82
--------------------------------------------------------------------------------
   19 1,4-Dichlorobenzene                            CAS #: 106-46-7
4.465    4.462 ( 1.003)   146   1413402 100.000      102  80.00- 120.00   100.00(A)
4.465    4.462 ( 1.003)   148    965798                    38.09-  98.09    68.33
4.465    4.462 ( 1.003)   111    621154                    14.50-  74.50    43.95
--------------------------------------------------------------------------------
   21 Benzyl alcohol                                 CAS #: 100-51-6
4.574    4.567 ( 1.028)   108    798558 100.000      109  80.00- 120.00   100.00(AQ)
4.574    4.567 ( 1.028)    79   1317077                   152.29- 212.29   164.93
4.574    4.567 ( 1.028)    77    920759                    97.26- 157.26   115.30
--------------------------------------------------------------------------------
   20 1,2-Dichlorobenzene                            CAS #: 95-50-1
4.602    4.599 ( 1.034)   146   1300899 100.000      103  80.00- 120.00   100.00(A)
4.602    4.599 ( 1.034)   148    882508                    38.32-  98.32    67.84
4.601    4.599 ( 1.034)   111    611019                    18.14-  78.14    46.97
--------------------------------------------------------------------------------
   22 2-Methylphenol                                 CAS #: 95-48-7
4.675    4.671 ( 1.051)   107   1071606 100.000      111  80.00- 120.00   100.00(AQ)
4.675    4.671 ( 1.051)   108   1173347                    82.43- 142.43   109.49
4.676    4.671 ( 1.051)    79    894287                    55.43- 115.43    83.45
--------------------------------------------------------------------------------
   23 2,2'-oxybis(1-chloropropane)                   CAS #: 108-60-1
4.679    4.675 ( 1.051)    45    765861 100.000      107  80.00- 120.00   100.00(AQ)
4.676    4.675 ( 1.051)    77    998136                   102.98- 162.98   130.33
4.679    4.675 ( 1.051)   121    412918                    24.22-  84.22    53.92
--------------------------------------------------------------------------------
```

RT	EXP RT	REL RT	MASS	RESPONSE	AMOUNTS CAL-AMT (ug/ml)	AMOUNTS ON-COL (ug/ml)	TARGET RANGE	RATIO
28 4-Methylphenol						CAS #: 106-44-5		
4.815	4.808	(1.082)	107	1508543	100.000	108	80.00- 120.00	100.00(AQ)
4.815	4.808	(1.082)	108	1255130			50.54- 110.54	83.20
4.815	4.808	(1.082)	79	499414			2.76- 62.76	33.11
26 N-Nitrosodinpropylamine						CAS #: 621-64-7		
4.807	4.798	(1.080)	70	1155441	100.000	106	80.00- 120.00	100.00(A)
4.807	4.798	(1.080)	42	442548			6.87- 66.87	38.30
4.809	4.798	(1.081)	130	238532			0.00- 49.23	20.64
30 Hexachloroethane						CAS #: 67-72-1		
4.904	4.902	(1.102)	117	568048	100.000	104	80.00- 120.00	100.00(TAQ)
4.904	4.902	(1.102)	201	667512			90.07- 150.07	117.51
4.904	4.902	(1.102)	199	416256			43.69- 103.69	73.28
$ 31 Nitrobenzene-d5 (SURR)						CAS #: 4165-60-0		
4.950	4.944	(0.882)	82	1664154	100.000	102	80.00- 120.00	100.00
4.950	4.944	(0.882)	128	571503			2.76- 62.76	34.34
4.949	4.944	(0.882)	54	640024			7.08- 67.08	38.46
32 Nitrobenzene						CAS #: 98-95-3		
4.968	4.962	(0.885)	77	1628107	100.000	101	80.00- 120.00	100.00(TAQ)
4.968	4.962	(0.885)	123	593499			4.18- 64.18	36.45
4.967	4.962	(0.885)	65	251383			0.00- 45.17	15.44
34 Isophorone						CAS #: 78-59-1		
5.187	5.176	(0.924)	82	1966364	100.000	100	80.00- 120.00	100.00(TA)
5.187	5.176	(0.924)	138	323866			0.00- 46.29	16.47
5.187	5.176	(0.924)	95	178310			0.00- 39.21	9.07
35 2-Nitrophenol						CAS #: 88-75-5		
5.257	5.253	(0.937)	139	636335	100.000	107	80.00- 120.00	100.00(AQ)
5.256	5.253	(0.936)	65	445399			43.34- 103.34	69.99
5.257	5.253	(0.937)	109	315180			20.91- 80.91	49.53
36 2,4-Dimethylphenol						CAS #: 105-67-9		
5.300	5.294	(0.944)	122	943605	100.000	103	80.00- 120.00	100.00(AQ)
5.300	5.294	(0.944)	107	1308624			111.45- 171.45	138.68
5.300	5.294	(0.944)	121	575675			28.89- 88.89	61.01
38 Bis(2-Chloroethoxy)methane						CAS #: 111-91-1		
5.375	5.369	(0.958)	93	1375581	100.000	104	80.00- 120.00	100.00(AQ)
5.375	5.369	(0.958)	95	464140			3.06- 63.06	33.74
5.375	5.369	(0.958)	123	168603			0.00- 44.40	12.26
40 Benzoic Acid						CAS #: 65-85-0		
5.443	5.404	(0.970)	122	667982	100.000	100	80.00- 120.00	100.00(AQ)
5.442	5.404	(0.970)	105	924754			107.67- 167.67	138.44
5.442	5.404	(0.970)	77	911936			104.37- 164.37	136.52
41 2,4-Dichlorophenol						CAS #: 120-83-2		
5.494	5.490	(0.979)	162	1153270	100.000	107	80.00- 120.00	100.00(A)
5.494	5.490	(0.979)	164	768382			36.50- 96.50	66.63

```
                                          AMOUNTS
                                        CAL-AMT   ON-COL
  RT   EXP RT   REL RT   MASS  RESPONSE (ug/ml)  (ug/ml)   TARGET RANGE    RATIO
 ==== ======== ========  ====  ======== =======  =======   ============    =====

   41 2,4-Dichlorophenol (continued)
5.494    5.490 ( 0.979)    98    402045                     5.73-  65.73    34.86
-------------------------------------------------------------------------------
   42 1,2,4-Trichlorobenzene                        CAS #: 120-82-1
5.558    5.555 ( 0.990)   180   1397695 100.000      104  80.00- 120.00   100.00(AQ)
5.558    5.555 ( 0.990)   182   1341367                   67.47- 127.47    95.97
5.558    5.555 ( 0.990)   145    404353                    0.00-  58.13    28.93
-------------------------------------------------------------------------------
*  43 Naphthalene-d8                                 CAS #: 1146-65-2
5.613    5.610 ( 1.000)   136   1206741 40.0000           80.00- 120.00   100.00
5.613    5.610 ( 1.000)    68     67100                    0.00-  35.51     5.56
-------------------------------------------------------------------------------
   44 Naphthalene                                    CAS #: 91-20-3
5.634    5.630 ( 1.004)   128   3031558 100.000     97.9  80.00- 120.00   100.00(Q)
5.634    5.630 ( 1.004)   129    400597                    0.00-  41.28    13.21
5.635    5.630 ( 1.004)   127    471485                    0.00-  43.27    15.55
-------------------------------------------------------------------------------
   45 4-Chloroaniline                                CAS #: 106-47-8
5.686    5.681 ( 1.013)   127   1320840 100.000      101  80.00- 120.00   100.00(AQ)
5.686    5.681 ( 1.013)   129    443875                    2.39-  62.39    33.61
5.686    5.681 ( 1.013)    65    529784                   11.54-  71.54    40.11
-------------------------------------------------------------------------------
   48 Hexachlorobutadiene                            CAS #: 87-68-3
5.749    5.746 ( 1.024)   225   1086012 100.000      105  80.00- 120.00   100.00(A)
5.749    5.746 ( 1.024)   223    690338                   32.02-  92.02    63.57
5.749    5.746 ( 1.024)   227    708317                   34.54-  94.54    65.22
-------------------------------------------------------------------------------
   51 4-Chloro-3-methylphenol                        CAS #: 59-50-7
6.162    6.158 ( 1.098)   107   1096336 100.000      106  80.00- 120.00   100.00(AQ)
6.162    6.158 ( 1.098)   144    288067                    0.00-  55.95    26.28
6.162    6.158 ( 1.098)   142    854950                   44.47- 104.47    77.98
-------------------------------------------------------------------------------
   53 2-Methylnaphthalene                            CAS #: 91-57-6
6.293    6.289 ( 1.121)   142   2328304 100.000      103  80.00- 120.00   100.00(AQ)
6.293    6.289 ( 1.121)   141   2021877                   58.08- 118.08    86.84
-------------------------------------------------------------------------------
   54 1-Methylnaphthalene                            CAS #: 90-12-0
6.390    6.385 ( 1.138)   142   2142579 100.000      105  80.00- 120.00   100.00(AQ)
6.390    6.385 ( 1.138)   141   1908794                   61.72- 121.72    89.09
-------------------------------------------------------------------------------
   55 Hexachlorocyclopentadiene                      CAS #: 77-47-4
6.448    6.445 ( 0.882)   237   1394430 100.000      109  80.00- 120.00   100.00(A)
6.447    6.445 ( 0.882)   235    886974                   33.37-  93.37    63.61
6.448    6.445 ( 0.882)   272    196544                    0.00-  43.74    14.09
-------------------------------------------------------------------------------
   57 2,4,6-Trichlorophenol                          CAS #: 88-06-2
6.623    6.620 ( 0.906)   196   1080093 100.000      107  80.00- 120.00   100.00(A)
6.622    6.620 ( 0.906)   198   1038484                   67.07- 127.07    96.15
6.623    6.620 ( 0.906)   200    343515                    1.30-  61.30    31.80
-------------------------------------------------------------------------------
   58 2,4,5-Trichlorophenol                          CAS #: 95-95-4
6.574    6.570 ( 0.899)   196    999447 100.000      107  80.00- 120.00   100.00(A)
6.574    6.570 ( 0.899)   198    962661                   69.46- 129.46    96.32
```

```
                                          AMOUNTS
                                        CAL-AMT   ON-COL
  RT   EXP RT   REL RT   MASS  RESPONSE (ug/ml)  (ug/ml)   TARGET RANGE    RATIO
 ==== ======== ========  ====  ======== =======  =======   ============    =====

   58 2,4,5-Trichlorophenol (continued)
6.573    6.570 ( 0.899)    97    626005                    34.72-  94.72    62.64
-------------------------------------------------------------------------------
$  59 2-Fluorobiphenyl (SURR)                        CAS #: 321-60-8
6.649    6.644 ( 0.910)   172   3092684 100.000     98.8  80.00- 120.00   100.00
6.649    6.644 ( 0.910)   171   1223430                    5.03-  65.03    39.56
-------------------------------------------------------------------------------
   62 2-Chloronaphthalene                            CAS #: 91-58-7
6.767    6.763 ( 0.926)   162   2441676 100.000      103  80.00- 120.00   100.00(A)
6.767    6.763 ( 0.926)   164    897352                    4.20-  64.20    36.75
6.767    6.763 ( 0.926)   127    993346                    7.85-  67.85    40.68
-------------------------------------------------------------------------------
   63 2-Nitroaniline                                 CAS #: 88-74-4
6.875    6.869 ( 0.941)    65    852429 100.000      104  80.00- 120.00   100.00(AQ)
6.875    6.869 ( 0.941)    92    532431                   30.25-  90.25    62.46
6.876    6.869 ( 0.941)   138    728040                   52.43- 112.43    85.41
-------------------------------------------------------------------------------
   65 Dimethylphthalate                              CAS #: 131-11-3
7.047    7.040 ( 0.964)   163   2643552 100.000     97.0  80.00- 120.00   100.00
7.047    7.040 ( 0.964)   194    168630                    0.00-  35.55     6.38
7.046    7.040 ( 0.964)   164    306081                    0.00-  40.55    11.58
-------------------------------------------------------------------------------
   68 Acenaphthylene                                 CAS #: 208-96-8
7.172    7.167 ( 0.981)   152   3442374 100.000     98.1  80.00- 120.00   100.00(Q)
7.171    7.167 ( 0.981)   151    804693                    0.00-  50.50    23.38
7.171    7.167 ( 0.981)   153    558146                    0.00-  43.76    16.21
-------------------------------------------------------------------------------
   67 2,6-Dinitrotoluene                             CAS #: 606-20-2
7.108    7.100 ( 0.973)   165    636319 100.000      103  80.00- 120.00   100.00(AQ)
7.107    7.100 ( 0.972)    89    495601                   49.02- 109.02    77.89
7.107    7.100 ( 0.972)    63    467309                   44.86- 104.86    73.44
-------------------------------------------------------------------------------
   69 3-Nitroaniline                                 CAS #: 99-09-2
7.280    7.271 ( 0.996)   138    563494 100.000      103  80.00- 120.00   100.00(AQ)
7.280    7.271 ( 0.996)   108     59889                    0.00-  41.32    10.63
7.280    7.271 ( 0.996)    92    736657                  100.05- 160.05   130.73
-------------------------------------------------------------------------------
*  70 Acenaphthene-d10                               CAS #: 15067-26-2
7.309    7.305 ( 1.000)   164    808987 40.0000           80.00- 120.00   100.00
7.309    7.305 ( 1.000)   162    765828                   64.73- 124.73    94.67
7.309    7.305 ( 1.000)   160    350574                   12.46-  72.46    43.33
-------------------------------------------------------------------------------
   71 Acenaphthene                                   CAS #: 83-32-9
7.343    7.338 ( 1.005)   154   2251571 100.000      106  80.00- 120.00   100.00(A)
7.343    7.338 ( 1.005)   153   2403221                   78.46- 138.46   106.74
7.343    7.338 ( 1.005)   152   1233015                   23.44-  83.44    54.76
-------------------------------------------------------------------------------
   72 2,4-Dinitrophenol                              CAS #: 51-28-5
7.376    7.369 ( 1.009)   184    443646 100.000      100  80.00- 120.00   100.00
7.375    7.369 ( 1.009)    63    353739                   48.07- 108.07    79.73
7.376    7.369 ( 1.009)   154    292686                   39.61-  99.61    65.97
-------------------------------------------------------------------------------
   74 4-Nitrophenol                                  CAS #: 100-02-7
7.480    7.476 ( 1.023)   109    626012 100.000      105  80.00- 120.00   100.00(AQ)
```

```
                                          AMOUNTS
                                        CAL-AMT   ON-COL
  RT   EXP RT   REL RT   MASS  RESPONSE (ug/ml)  (ug/ml)   TARGET RANGE    RATIO
 ==== ======== ========  ====  ======== =======  =======   ============    =====

   74 4-Nitrophenol (continued)
7.480    7.476 ( 1.023)   139    392945                    26.63-  86.63    62.77
7.479    7.476 ( 1.023)    65    700484                    81.59- 141.59   111.90
--------------------------------------------------------------------------------
   75 Dibenzofuran                                  CAS #: 132-64-9
7.511    7.506 ( 1.028)   168   3466790 100.000      100  80.00- 120.00   100.00(AQ)
7.511    7.506 ( 1.028)   139   1612047                   12.75-  72.75    46.50
--------------------------------------------------------------------------------
   76 2,4-Dinitrotoluene                            CAS #: 121-14-2
7.502    7.494 ( 1.026)   165    944318 100.000      109  80.00- 120.00   100.00(AQ)
7.503    7.494 ( 1.026)    63    971768                    82.10- 142.10   102.91
7.502    7.494 ( 1.026)    89    938093                    72.08- 132.08    99.34
--------------------------------------------------------------------------------
   80 Diethylphthalate                              CAS #: 84-66-2
7.736    7.729 ( 1.058)   149   2470184 100.000     98.2  80.00- 120.00   100.00(Q)
7.737    7.729 ( 1.059)   177    621855                     0.00-  53.36    25.17
7.736    7.729 ( 1.058)   150    338821                     0.00-  42.43    13.72
--------------------------------------------------------------------------------
   81 Fluorene                                      CAS #: 86-73-7
7.846    7.841 ( 1.073)   166   3192400 100.000      106  80.00- 120.00   100.00(AQ)
7.846    7.841 ( 1.073)   165   3011142                   65.55- 125.55    94.32
7.846    7.841 ( 1.073)   167    540430                     0.00-  44.15    16.93
--------------------------------------------------------------------------------
   82 4-Chlorophenyl-phenylether                    CAS #: 7005-72-3
7.843    7.838 ( 1.073)   204   2009610 100.000      112  80.00- 120.00   100.00(A)
7.843    7.838 ( 1.073)   206    742625                     4.27-  64.27    36.95
7.842    7.838 ( 1.073)   141   1152506                   24.97-  84.97    57.35
--------------------------------------------------------------------------------
   84 4-Nitroaniline                                CAS #: 100-01-6
7.889    7.874 ( 1.079)   138    493317 100.000      104  80.00- 120.00   100.00(AQ)
7.889    7.874 ( 1.079)    92    319536                    38.02-  98.02    64.77
7.889    7.874 ( 1.079)   108    732073                   124.92- 184.92   148.40
--------------------------------------------------------------------------------
   85 4,6-Dinitro-2-methylphenol                    CAS #: 534-52-1
7.907    7.896 ( 0.902)   198    659425 100.000      102  80.00- 120.00   100.00(AQ)
7.906    7.896 ( 0.902)    51    243271                     6.77-  66.77    36.89
7.906    7.896 ( 0.902)   105    259018                     8.50-  68.50    39.28
--------------------------------------------------------------------------------
   86 N-Nitrosodiphenylamine                        CAS #: 86-30-6
7.964    7.956 ( 0.909)   169   1848840 100.000      104  80.00- 120.00   100.00(AQ)
7.964    7.956 ( 0.909)   168   1224134                   36.61-  96.61    66.21
7.964    7.956 ( 0.909)   167    672585                     4.62-  64.62    36.38
--------------------------------------------------------------------------------
   87 1,2-Diphenylhydrazine                         CAS #: 122-66-7
7.999    7.992 ( 1.094)    77   2765772 100.000     95.6  80.00- 120.00   100.00(QM)
8.000    7.992 ( 1.094)   105    411578                     0.00-  43.34    14.88
8.001    7.992 ( 1.095)   182    796534                     0.00-  56.11    28.80
--------------------------------------------------------------------------------
$  88 2,4,6-Tribromophenol (SURR)                   CAS #: 118-79-6
8.090    8.083 ( 1.107)   330   1256660 200.000      222  80.00- 120.00   100.00
8.090    8.083 ( 1.107)   332   1224675                   66.43- 126.43    97.45
8.088    8.083 ( 1.107)   141    497979                     9.24-  69.24    39.63
--------------------------------------------------------------------------------
```

```
                                          AMOUNTS
                                        CAL-AMT   ON-COL
  RT   EXP RT   REL RT   MASS  RESPONSE (ug/ml)  (ug/ml)   TARGET RANGE    RATIO
 ==== ======== ========  ====  ======== =======  =======   ============    =====

   93 4-Bromophenylphenylether                          CAS #: 101-55-3
8.323    8.318 ( 0.950)   248   1116077 100.000      108  80.00- 120.00   100.00(AQ)
8.323    8.318 ( 0.950)   250   1099271                   67.36- 127.36    98.49
8.321    8.318 ( 0.949)   141    753656                   35.77-  95.77    67.53
-------------------------------------------------------------------------------
   94 Hexachlorobenzene                                 CAS #: 118-74-1
8.392    8.387 ( 0.957)   284   1309846 100.000      110  80.00- 120.00   100.00(A)
8.390    8.387 ( 0.957)   142    433692                    2.39-  62.39    33.11
8.391    8.387 ( 0.957)   249    407079                    0.06-  60.06    31.08
-------------------------------------------------------------------------------
   96 Pentachlorophenol                                 CAS #: 87-86-5
8.589    8.585 ( 0.980)   266    784371 100.000      112  80.00- 120.00   100.00(A)
8.588    8.585 ( 0.980)   264    492898                   33.70-  93.70    62.84
8.588    8.585 ( 0.980)   268    514109                   35.26-  95.26    65.54
-------------------------------------------------------------------------------
* 100 Phenanthrene-d10                                 CAS #: 1517-22-2
8.764    8.761 ( 1.000)   188   1410856 40.0000           80.00- 120.00   100.00
8.763    8.761 ( 1.000)    94     88153                    0.00-  36.35     6.25
8.763    8.761 ( 1.000)    80    105474                    0.00-  37.82     7.48
-------------------------------------------------------------------------------
  101 Phenanthrene                                      CAS #: 85-01-8
8.790    8.785 ( 1.003)   178   3518447 100.000     96.8  80.00- 120.00   100.00(Q)
8.790    8.785 ( 1.003)   179    661146                    0.00-  46.33    18.79
8.790    8.785 ( 1.003)   176    828642                    0.00-  50.11    23.55
-------------------------------------------------------------------------------
  103 Anthracene                                        CAS #: 120-12-7
8.840    8.835 ( 1.009)   178   3497170 100.000     96.6  80.00- 120.00   100.00(Q)
8.840    8.835 ( 1.009)   179    675684                    0.00-  45.97    19.32
8.840    8.835 ( 1.009)   176    801353                    0.00-  49.80    22.91
-------------------------------------------------------------------------------
  104 Carbazole                                         CAS #: 86-74-8
9.001    8.996 ( 1.027)   167   3000820 100.000     99.5  80.00- 120.00   100.00(Q)
9.001    8.996 ( 1.027)   139    458323                    0.00-  43.89    15.27
9.001    8.996 ( 1.027)    83    217728                    0.00-  36.17     7.26
-------------------------------------------------------------------------------
  105 Di-n-butylphthalate                               CAS #: 84-74-2
9.331    9.327 ( 1.065)   149   3710629 100.000     97.4  80.00- 120.00   100.00(Q)
9.331    9.327 ( 1.065)   150    451839                    0.00-  40.04    12.18
9.330    9.327 ( 1.065)   104    349913                    0.00-  37.79     9.43
-------------------------------------------------------------------------------
  109 Fluoranthene                                      CAS #: 206-44-0
9.958    9.953 ( 1.136)   202   3994284 100.000     95.8  80.00- 120.00   100.00(Q)
9.957    9.953 ( 1.136)   101    348784                    0.00-  36.69     8.73
9.958    9.953 ( 1.136)   203    865630                    0.00-  48.82    21.67
-------------------------------------------------------------------------------
  111 Pyrene                                            CAS #: 129-00-0
10.182  10.176 ( 0.896)   202   4225041 100.000     82.1  80.00- 120.00   100.00(Q)
10.183  10.176 ( 0.896)   200   1085583                    0.00-  51.88    25.69
10.182  10.176 ( 0.896)   203    978374                    0.00-  49.33    23.16
-------------------------------------------------------------------------------
$ 112 Terphenyl-d14 (SURR)                              CAS #: 1718-51-0
10.328  10.322 ( 0.909)   244   4027426 100.000     82.4  80.00- 120.00   100.00
10.327  10.322 ( 0.909)   122    354203                    0.00-  36.72     8.79
```

```
                                          AMOUNTS
                                        CAL-AMT   ON-COL
  RT   EXP RT   REL RT   MASS  RESPONSE (ug/ml)  (ug/ml)   TARGET RANGE    RATIO
 ==== ======== ========  ====  ======== =======  =======   ============    =====

$ 112 Terphenyl-d14 (SURR) (continued)
10.328  10.322 ( 0.909)   212    386178                     0.00-  38.06     9.59
--------------------------------------------------------------------------------
  118 Butylbenzylphthalate                          CAS #: 85-68-7
10.803  10.798 ( 0.951)   149   2200511 100.000     98.8  80.00- 120.00   100.00(Q)
10.803  10.798 ( 0.951)    91   1773106                  51.57- 111.57    80.58
10.804  10.798 ( 0.951)   206    605030                     0.00-  55.14    27.49
--------------------------------------------------------------------------------
  120 Benzo[a]anthracene                            CAS #: 56-55-3
11.355  11.348 ( 0.999)   228   5488919 100.000     84.4  80.00- 120.00   100.00
11.355  11.348 ( 0.999)   229   1546781                    0.00-  51.57    28.18
11.355  11.348 ( 0.999)   226   2024809                    0.00-  58.54    36.89
--------------------------------------------------------------------------------
* 121 Chrysene-d12                                  CAS #: 1719-03-5
11.365  11.359 ( 1.000)   240   2589107 40.0000          80.00- 120.00   100.00
11.363  11.359 ( 1.000)   120    184418                    0.00-  36.38     7.12
11.365  11.359 ( 1.000)   236    718879                    0.00-  57.06    27.77
--------------------------------------------------------------------------------
  123 Chrysene                                      CAS #: 218-01-9
11.393  11.384 ( 1.002)   228   4565007 100.000     80.1  80.00- 120.00   100.00
11.393  11.384 ( 1.003)   226   1746007                    1.12-  61.12    38.25
11.393  11.384 ( 1.002)   229   1239567                    0.00-  51.74    27.15
--------------------------------------------------------------------------------
  124 Bis-2-Ethylhexylphthalate                     CAS #: 117-81-7
11.356  11.350 ( 0.999)   149   3621435 100.000     94.0  80.00- 120.00   100.00(Q)
11.356  11.350 ( 0.999)   167   1459722                    2.07-  62.07    40.31
11.357  11.350 ( 0.999)   279    459262                    0.00-  39.24    12.68
--------------------------------------------------------------------------------
  125 Di-n-octylphthalate                           CAS #: 117-84-0
11.955  11.948 ( 0.942)   149   4297273 100.000     95.9  80.00- 120.00   100.00(Q)
11.956  11.948 ( 0.942)   167    104838                    0.00-  31.74     2.44
11.955  11.948 ( 0.942)    43    444477                    0.00-  38.21    10.34
--------------------------------------------------------------------------------
  127 Benzo[b]fluoranthene                          CAS #: 205-99-2
12.346  12.333 ( 0.973)   252   5339267 100.000     96.6  80.00- 120.00   100.00
12.346  12.333 ( 0.973)   253   1486806                    0.00-  54.02    27.85
12.345  12.333 ( 0.973)   125    342580                    0.00-  34.93     6.42
--------------------------------------------------------------------------------
  128 Benzo[k]fluoranthene                          CAS #: 207-08-9
12.372  12.359 ( 0.975)   252   4887777 100.000     88.0  80.00- 120.00   100.00
12.372  12.359 ( 0.975)   253   1536401                    0.00-  53.57    31.43
12.371  12.359 ( 0.975)   125    399745                    0.00-  35.26     8.18
--------------------------------------------------------------------------------
  129 Benzo[a]pyrene                                CAS #: 50-32-8
12.643  12.630 ( 0.996)   252   5163071 100.000     95.6  80.00- 120.00   100.00(Q)
12.644  12.630 ( 0.996)   253   1429998                    0.00-  54.04    27.70
12.643  12.630 ( 0.996)   125    361809                    0.00-  35.52     7.01
--------------------------------------------------------------------------------
* 130 Perylene-d12                                  CAS #: 1520-96-3
12.692  12.682 ( 1.000)   264   2080005 40.0000          80.00- 120.00   100.00
12.693  12.682 ( 1.000)   260    521746                    0.00-  54.80    25.08
12.693  12.682 ( 1.000)   265    482217                    0.00-  53.39    23.18
--------------------------------------------------------------------------------
```

RT	EXP RT	REL RT	MASS	RESPONSE	AMOUNTS CAL-AMT (ug/ml)	AMOUNTS ON-COL (ug/ml)	TARGET RANGE	RATIO
133 Indeno[1,2,3-cd]pyrene						CAS #: 193-39-5		
13.772	13.749	(1.085)	276	6537649	100.000	97.1	80.00- 120.00	100.00(Q)
13.773	13.749	(1.085)	138	1042120			0.00- 42.48	15.94
13.773	13.749	(1.085)	277	1945129			0.00- 56.82	29.75
134 Dibenz[a,h]anthracene						CAS #: 53-70-3		
13.777	13.755	(1.085)	278	5650056	100.000	96.1	80.00- 120.00	100.00(Q)
13.775	13.755	(1.085)	139	615462			0.00- 37.70	10.89
13.777	13.755	(1.085)	279	1683921			0.00- 54.57	29.80
135 Benzo[g,h,i]perylene						CAS #: 191-24-2		
14.078	14.053	(1.109)	276	4563017	100.000	88.7	80.00- 120.00	100.00
14.076	14.053	(1.109)	138	516508			0.00- 40.01	11.32
14.078	14.053	(1.109)	277	1191628			0.00- 54.80	26.11

QC Flag Legend

T - Target compound detected outside RT window.
a - Target compound detected but, quantitated amount Below Limit Of Quantitation(BLOQ).
A - Target compound detected but, quantitated amount exceeded maximum amount.
Q - Qualifier signal failed the ratio test.
M - Compound response manually integrated.

Data File: \\Svecd04\DD\chem\smsd03.i\S3042312.b\8270CAL7.D
Date : 23-APR-2012 10:23
Client ID: 8270CAL7
Sample Info: 45921
Purge Volume: 1000.0
Column phase: HPMS-5

Instrument: smsd03.i
Operator: PEL
Column diameter: 0.25

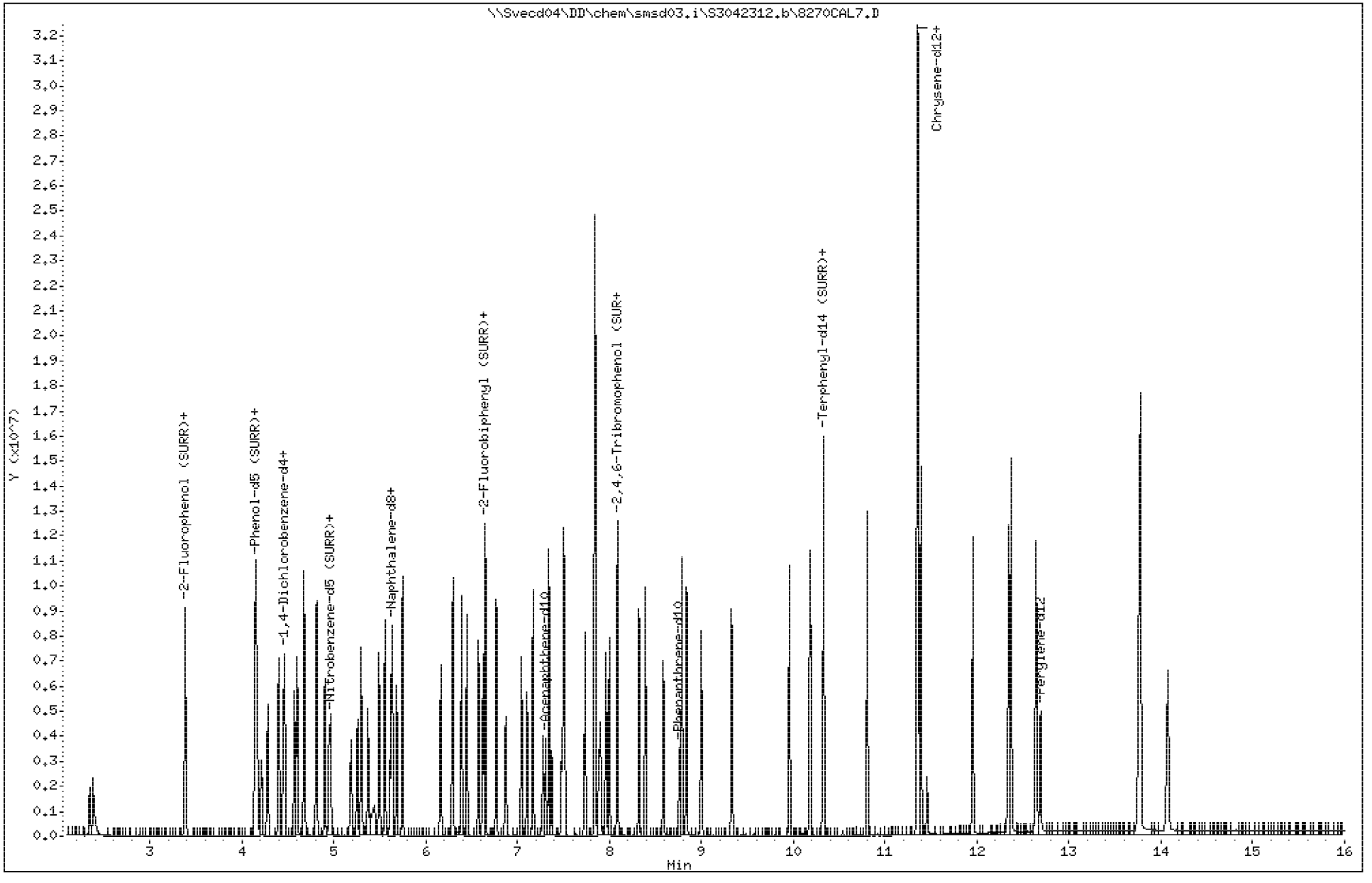

611

3505892

Data File: \\Svecd04\DD\chem\smsd03.i\S3042312.b\8270CAL7.D

Date : 23-APR-2012 10:23

Client ID: 8270CAL7 | Instrument: smsd03.i

Sample Info: 45921

Purge Volume: 1000.0 | Operator: PEL

Column phase: HPMS-5 | Column diameter: 0.25

2 Pyridine | Concentration: 101 ug/l

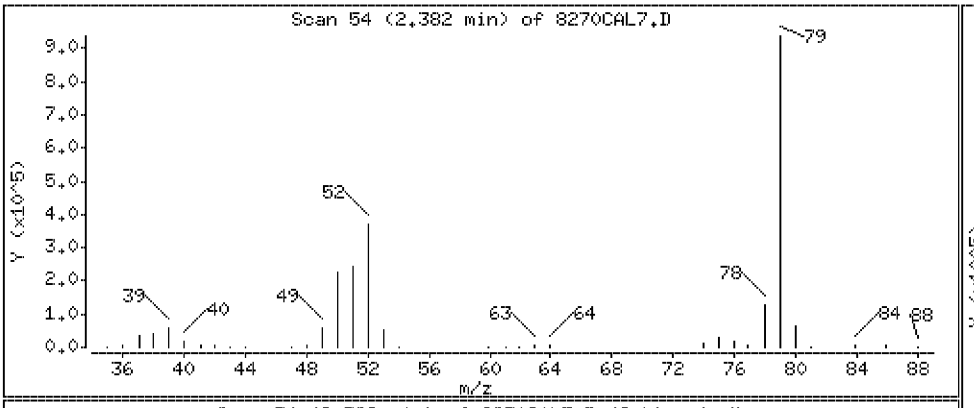

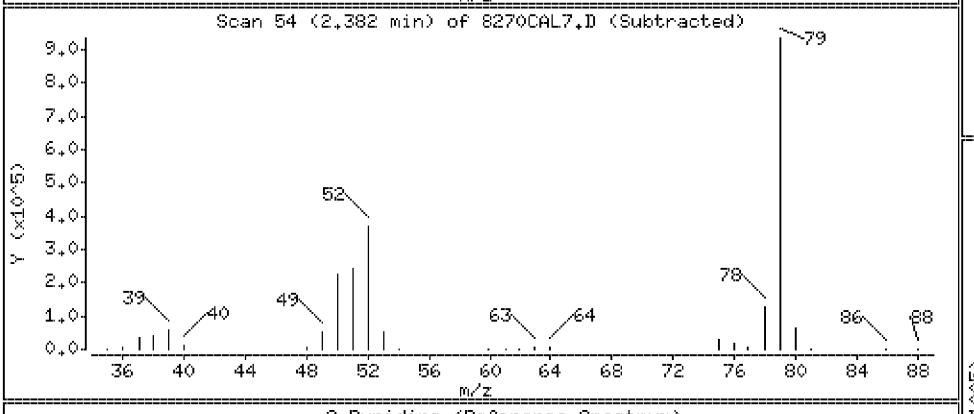

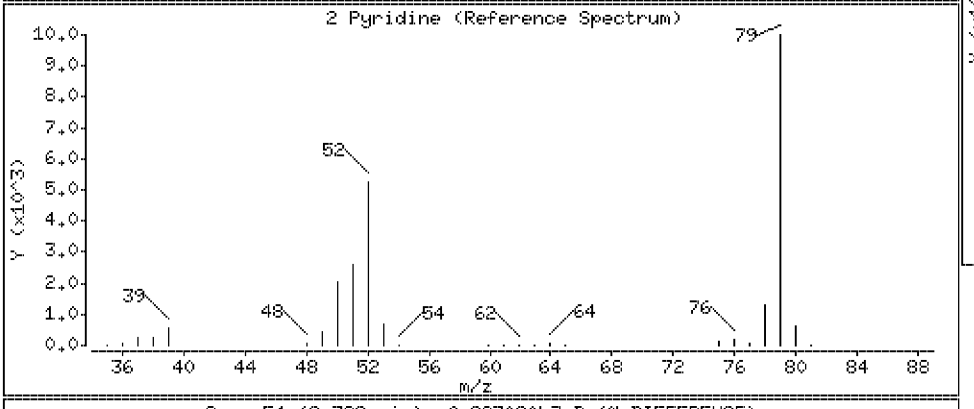

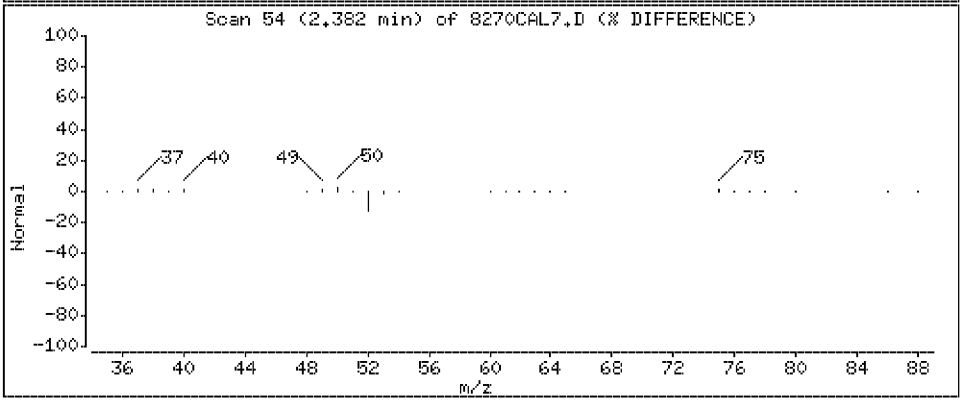

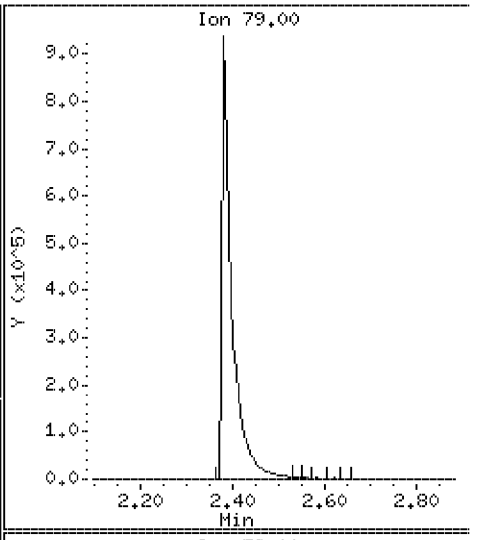

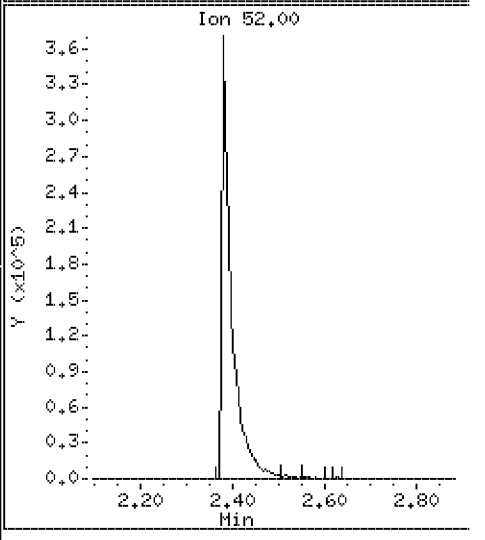

Data File: \\Svecd04\DD\chem\smsd03.i\S3042312.b\8270CAL7.D

Date : 23-APR-2012 10:23

Client ID: 8270CAL7

Instrument: smsd03.i

Sample Info: 45921

Purge Volume: 1000.0

Operator: PEL

Column phase: HPMS-5

Column diameter: 0.25

1 N-Nitrosodimethylamine

Concentration: 98.7 ug/l

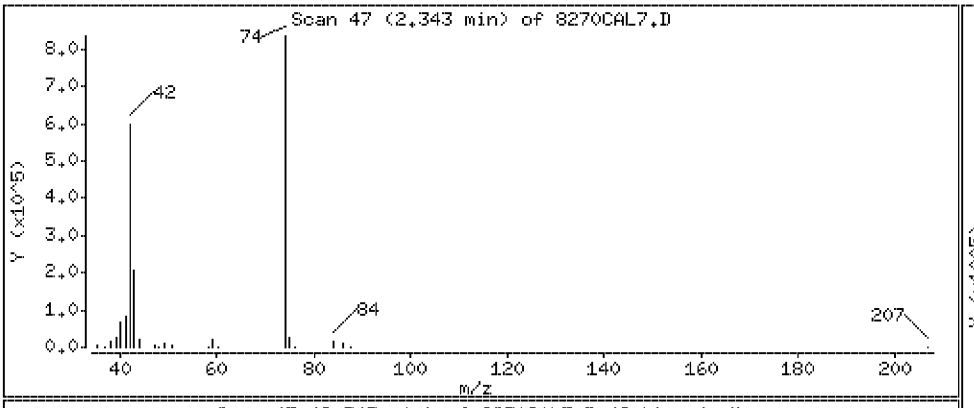

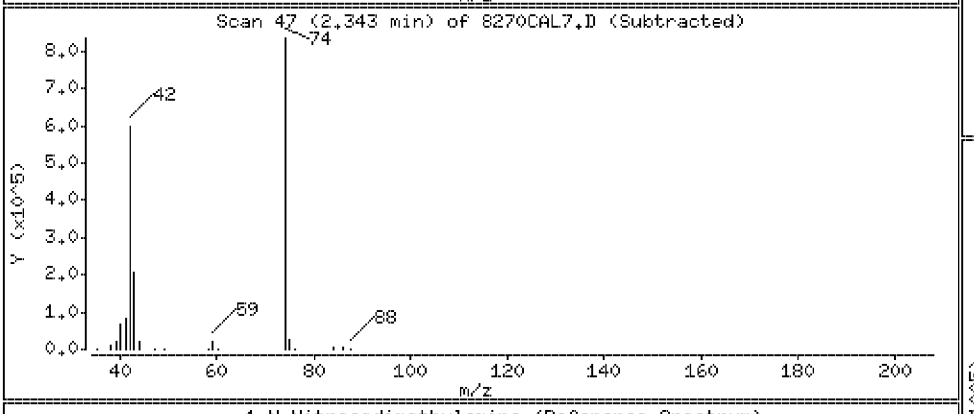

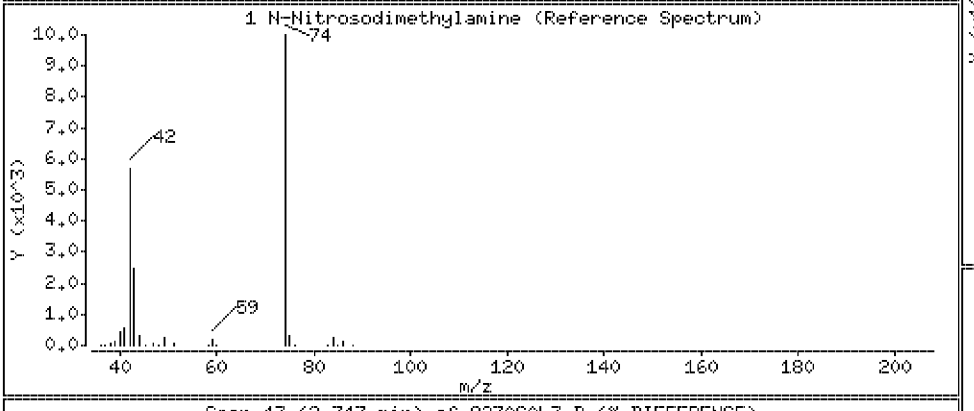

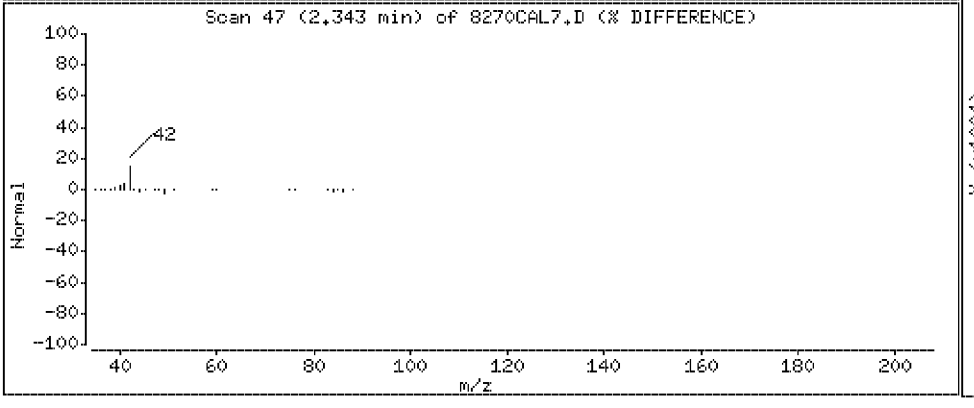

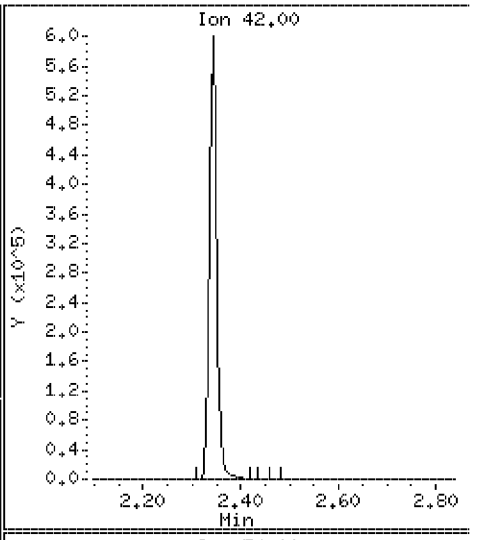

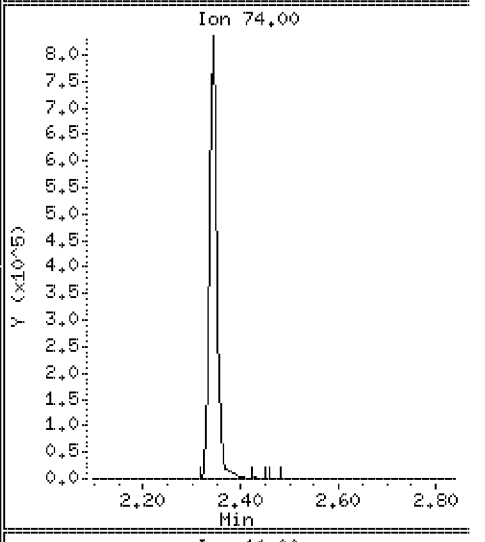

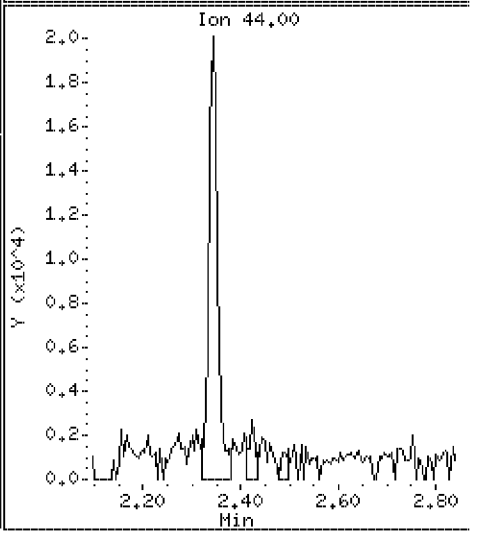

Data File: \\Svecd04\DD\chem\smsd03.i\S3042312.b\8270CAL7.D

Date : 23-APR-2012 10:23

Client ID: 8270CAL7

Instrument: smsd03.i

Sample Info: 45921

Purge Volume: 1000.0

Operator: PEL

Column phase: HPMS-5

Column diameter: 0.25

13 Phenol

Concentration: 109 ug/l

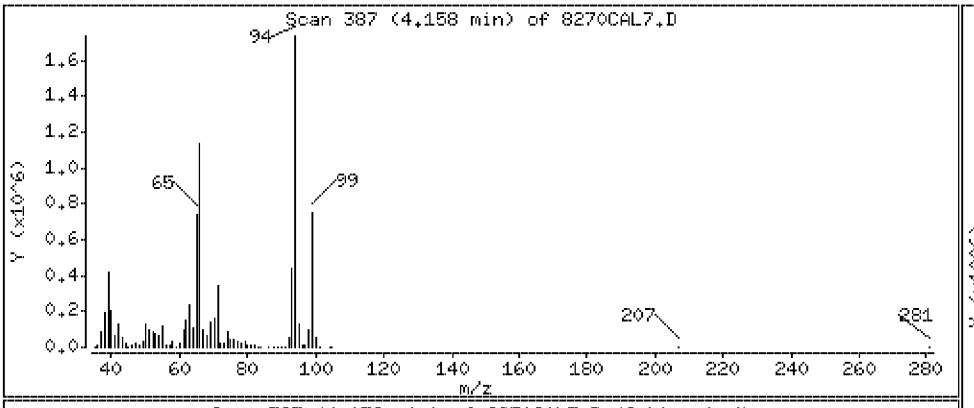

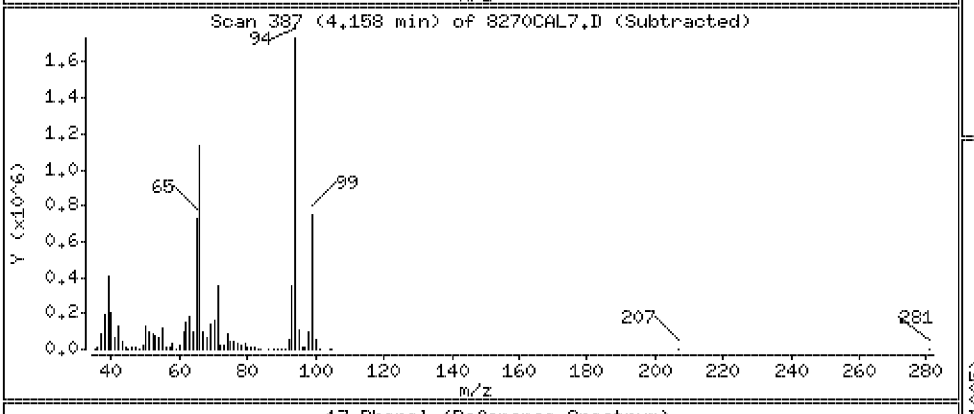

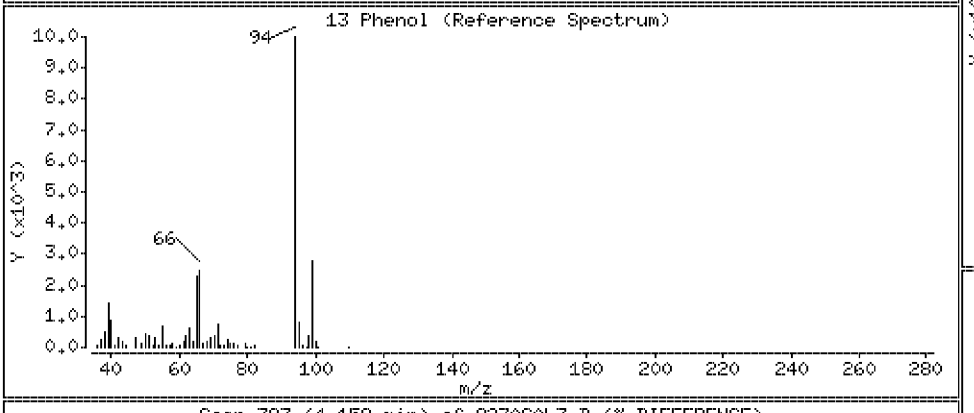

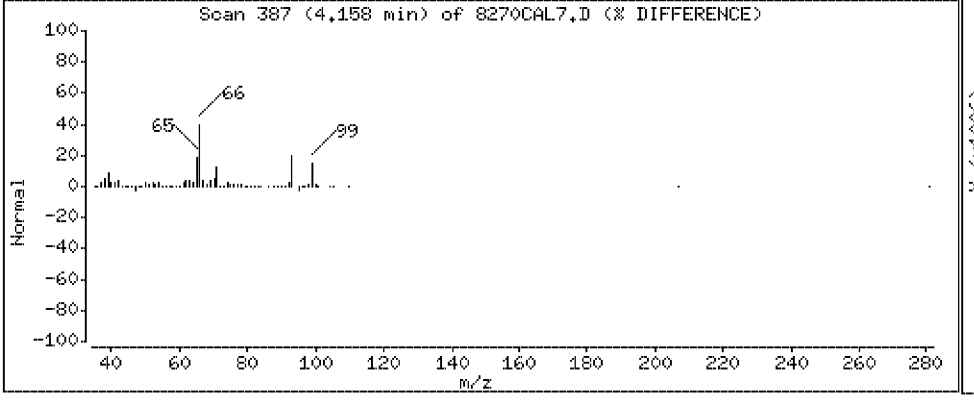

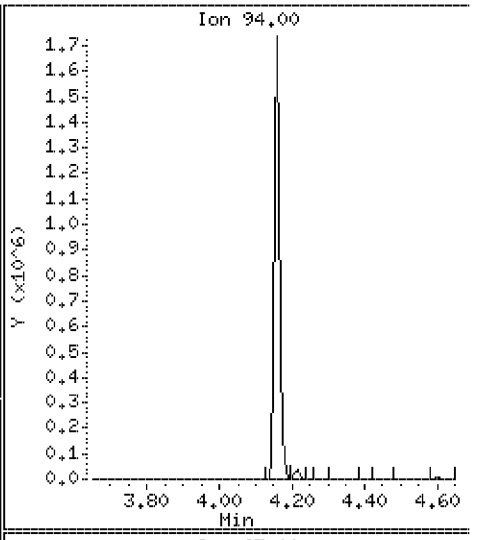

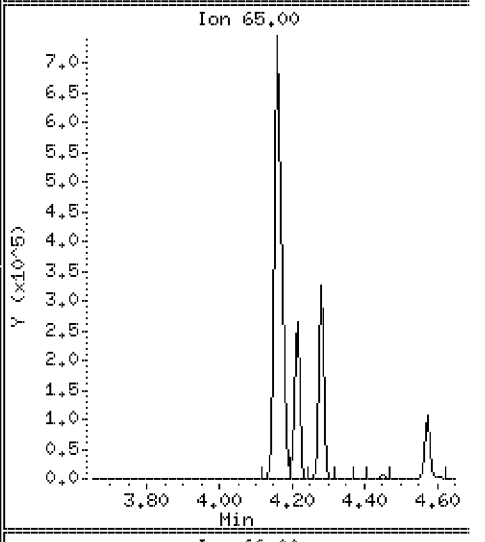

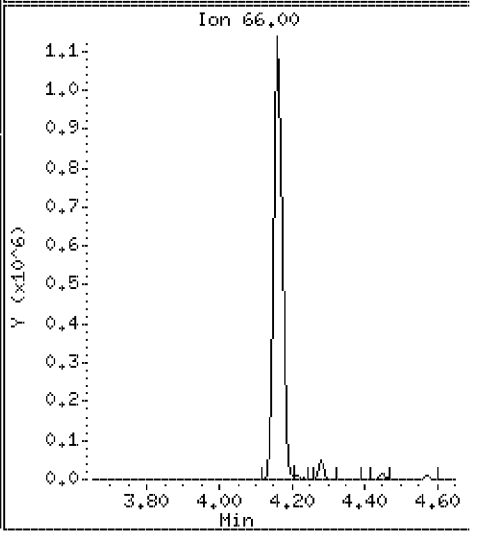

Data File: \\Svecd04\DD\chem\smsd03.i\S3042312.b\8270CAL7.D

Date : 23-APR-2012 10:23

Client ID: 8270CAL7

Instrument: smsd03.i

Sample Info: 45921

Purge Volume: 1000.0

Operator: PEL

Column phase: HPMS-5

Column diameter: 0.25

10 Aniline

Concentration: 103 ug/l

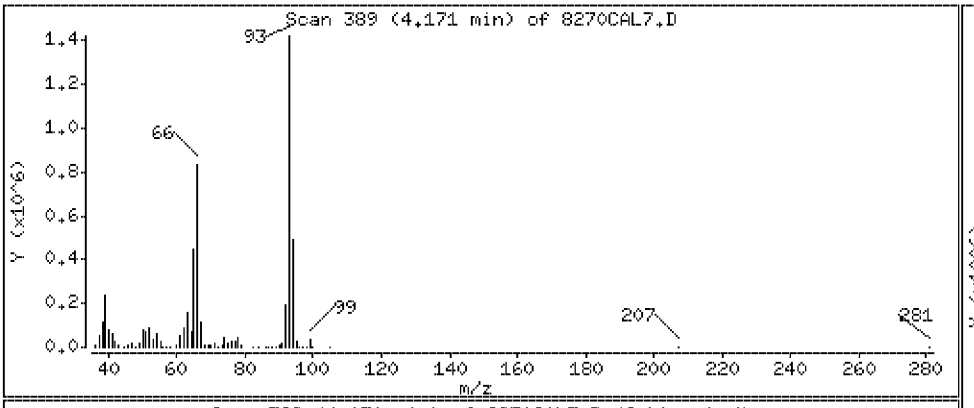

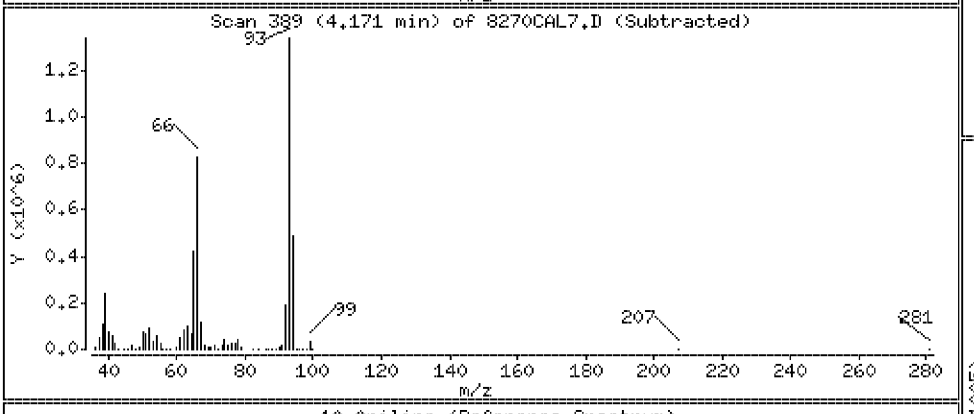

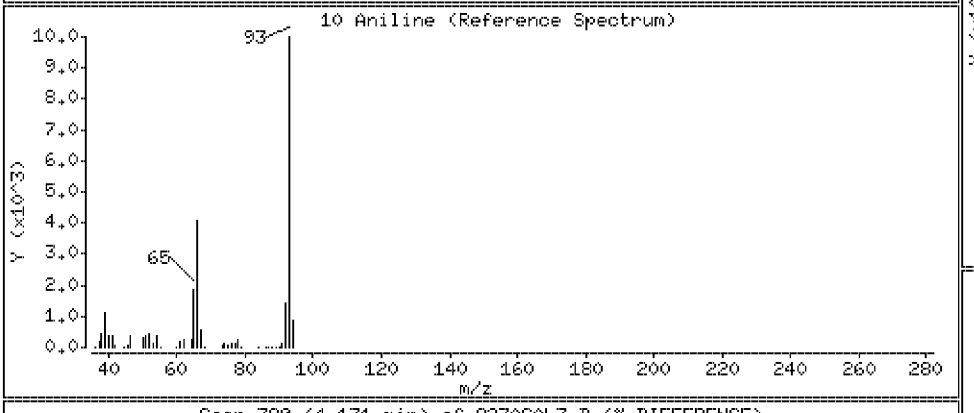

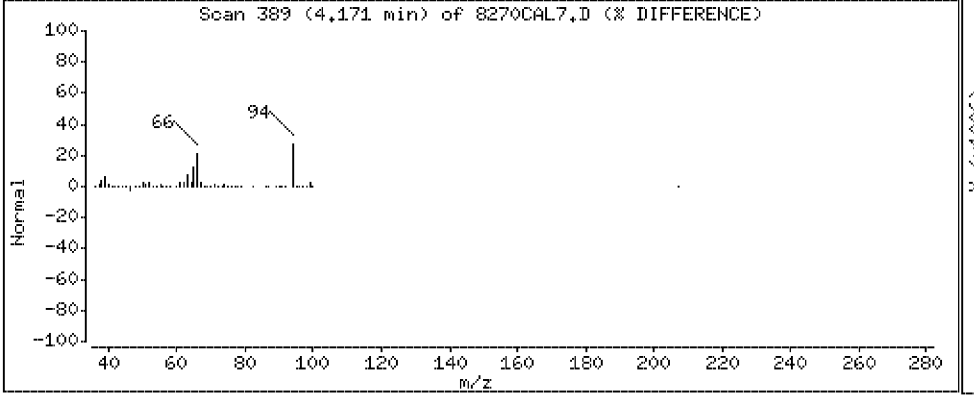

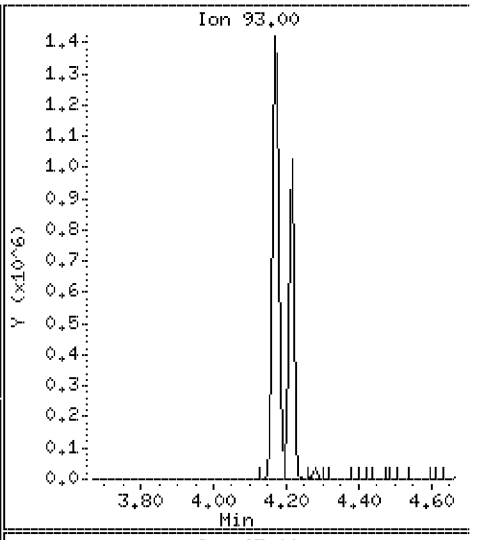

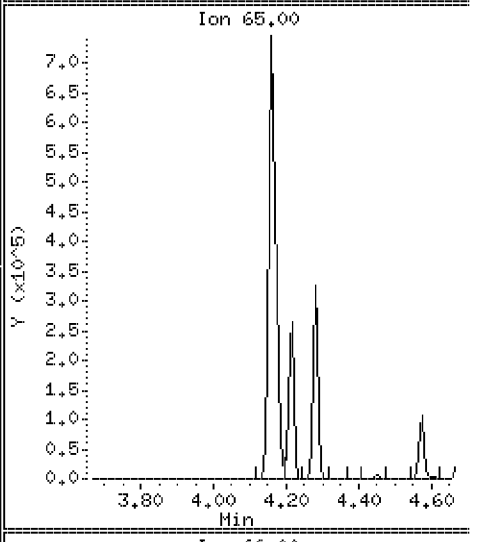

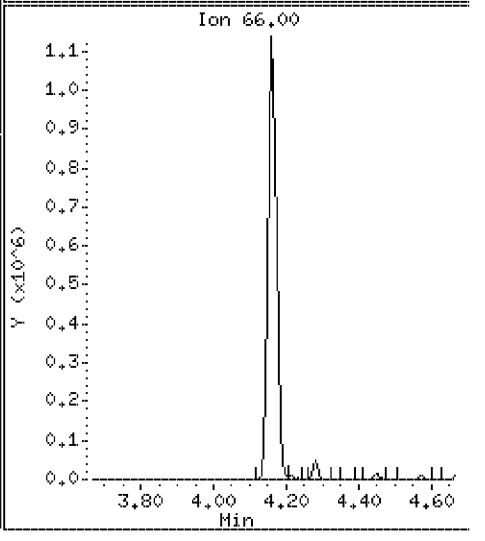

Data File: \\Svecd04\DD\chem\smsd03.i\S3042312.b\8270CAL7.D

Date : 23-APR-2012 10:23

Client ID: 8270CAL7 Instrument: smsd03.i

Sample Info: 45921

Purge Volume: 1000.0 Operator: PEL

Column phase: HPMS-5 Column diameter: 0.25

14 Bis(2-Chloroethyl)ether Concentration: 103 ug/l

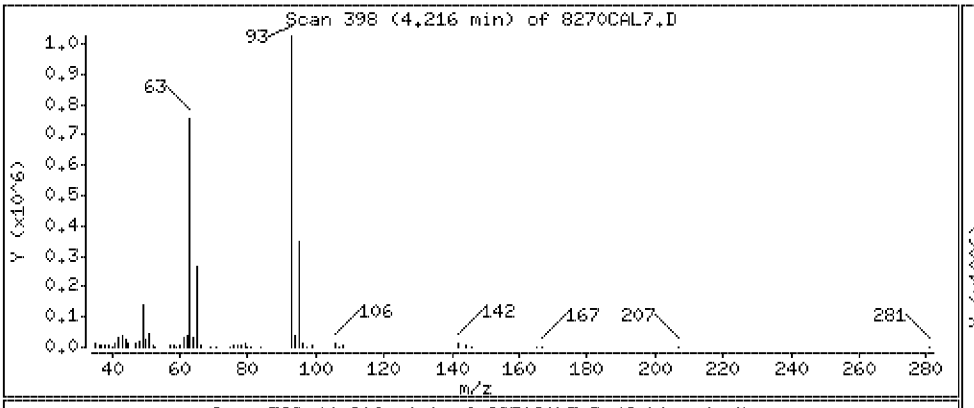

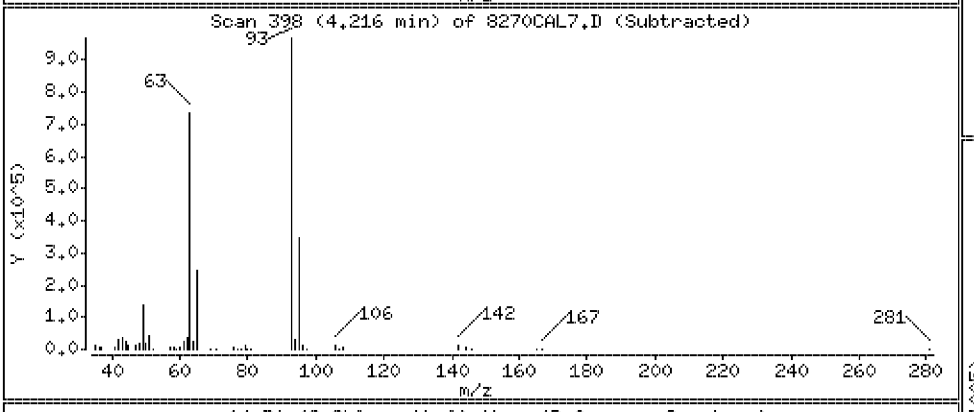

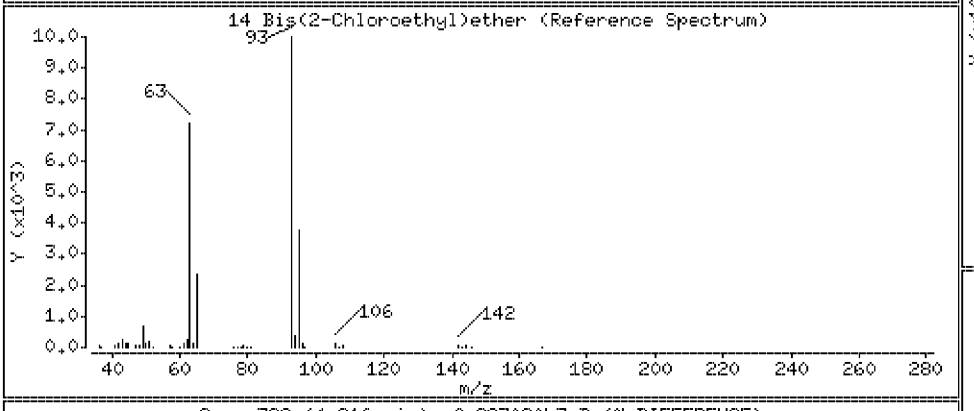

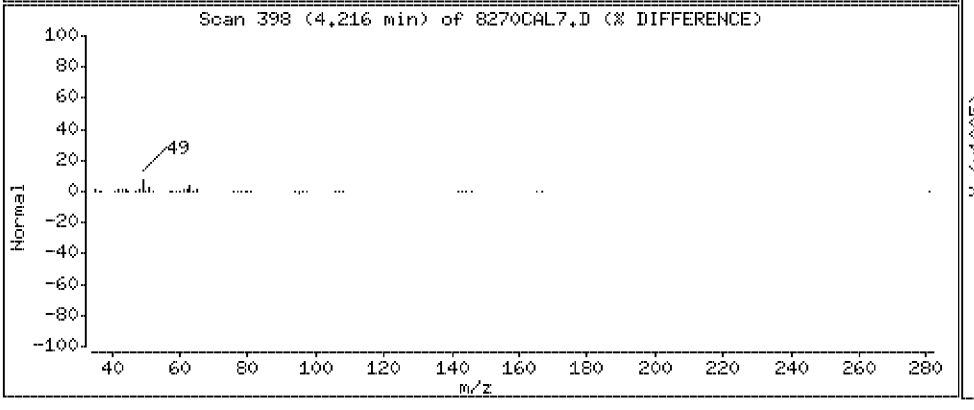

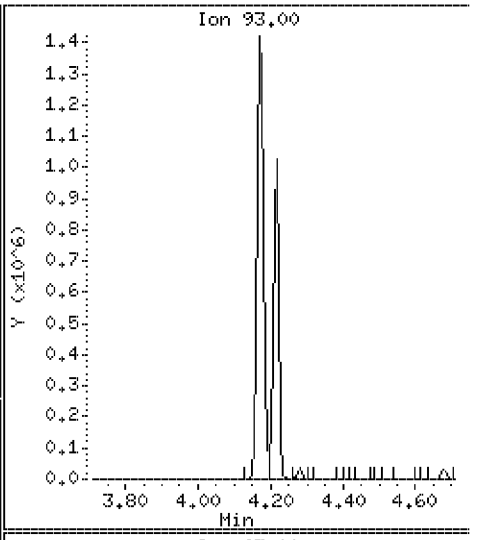

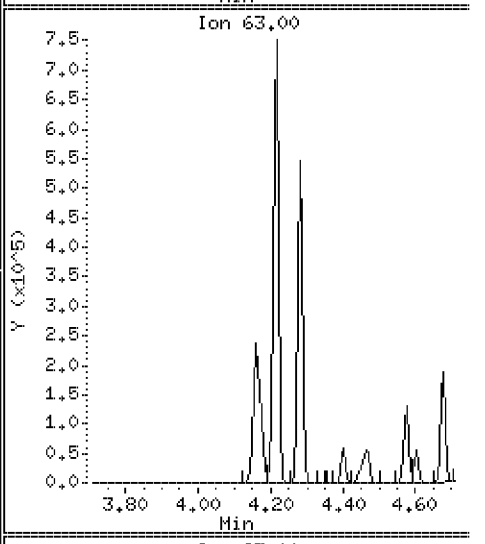

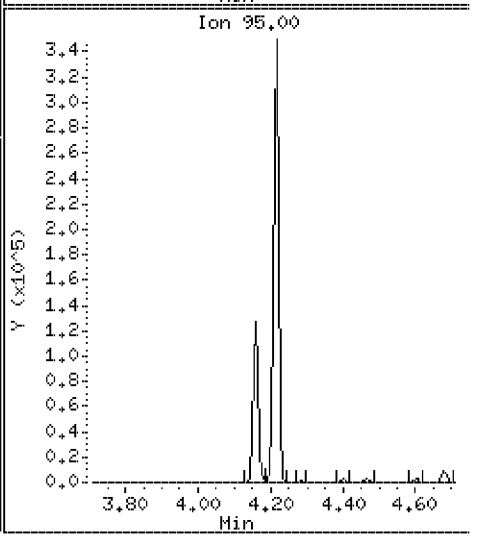

Data File: \\Svecd04\DD\chem\smsd03.i\S3042312.b\8270CAL7.D

Date : 23-APR-2012 10:23

Client ID: 8270CAL7 Instrument: smsd03.i

Sample Info: 45921

Purge Volume: 1000.0 Operator: PEL

Column phase: HPMS-5 Column diameter: 0.25

15 2-Chlorophenol Concentration: 104 ug/l

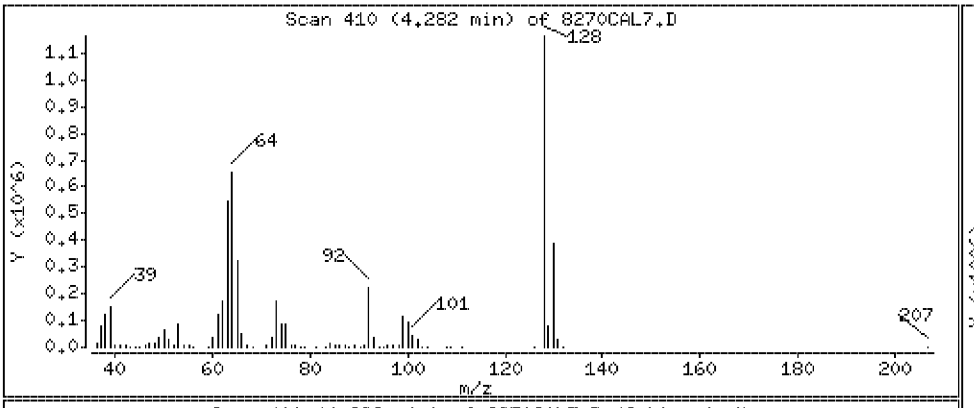

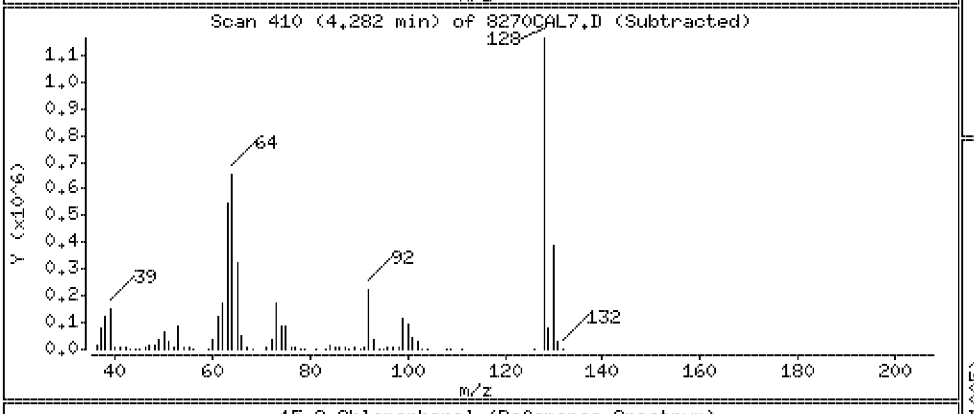

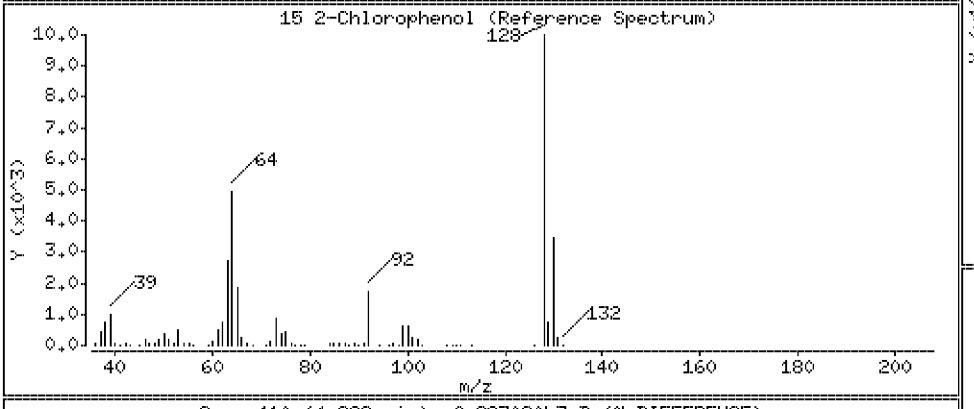

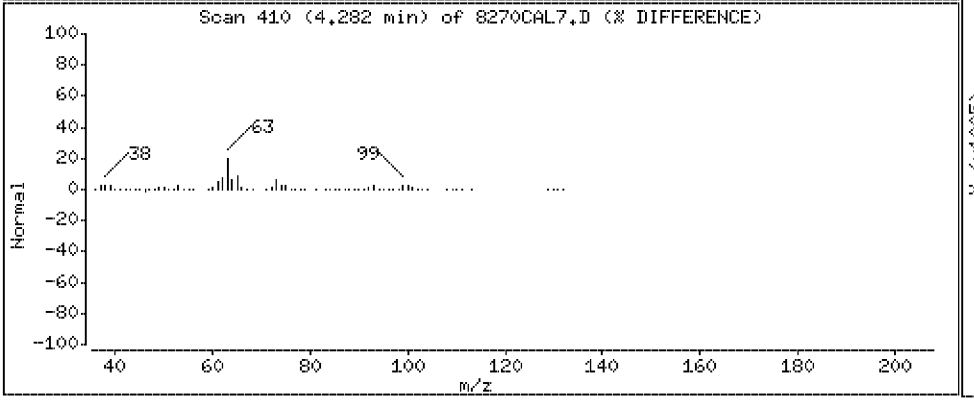

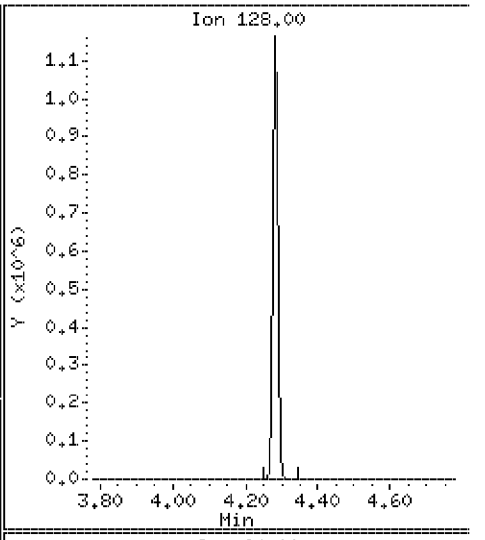

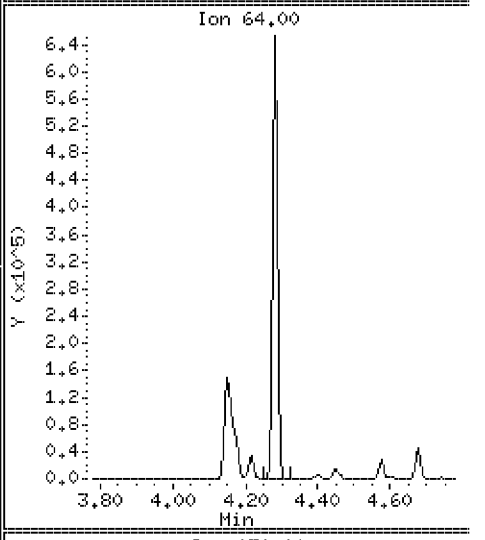

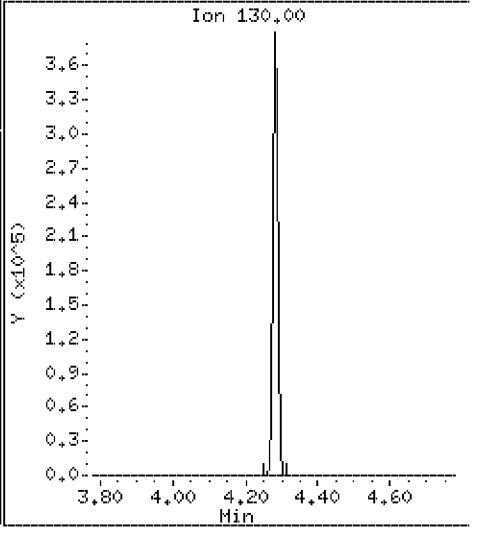

Data File: \\Svecd04\DD\chem\smsd03.i\S3042312.b\8270CAL7.D

Date : 23-APR-2012 10:23

Client ID: 8270CAL7 | Instrument: smsd03.i

Sample Info: 45921

Purge Volume: 1000.0 | Operator: PEL

Column phase: HPMS-5 | Column diameter: 0.25

17 1,3-Dichlorobenzene | Concentration: 103 ug/l

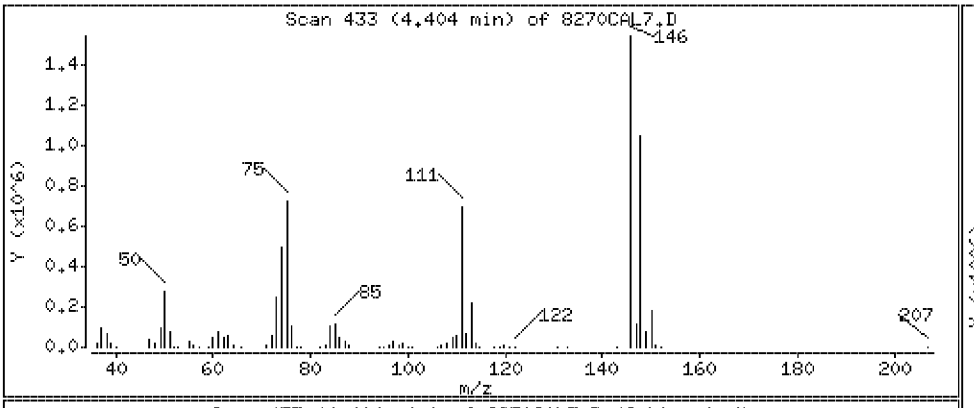

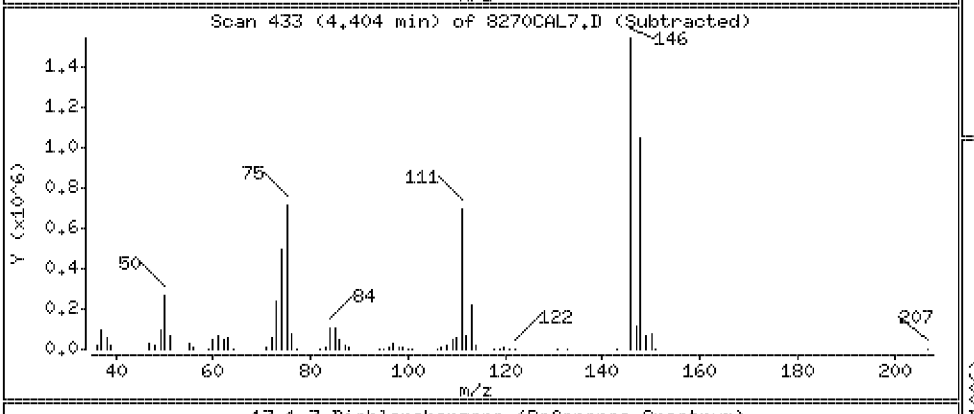

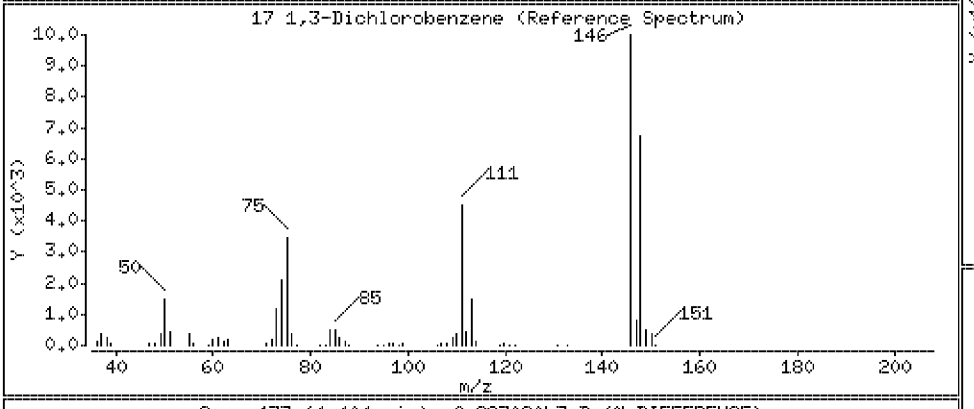

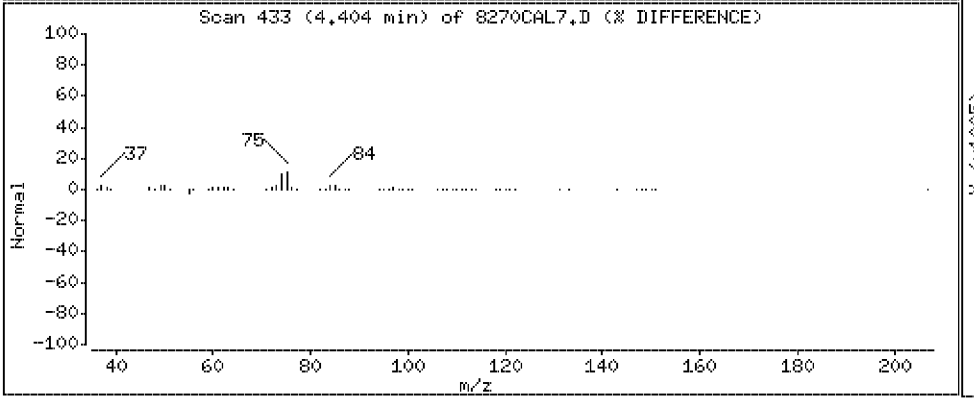

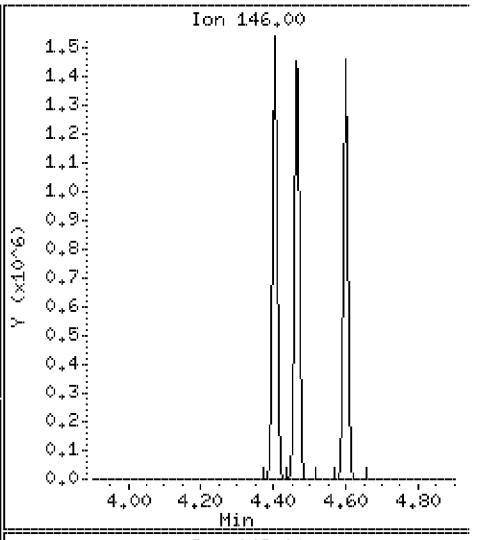

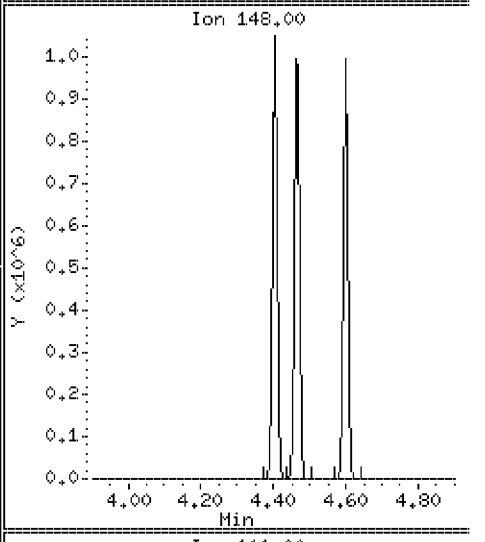

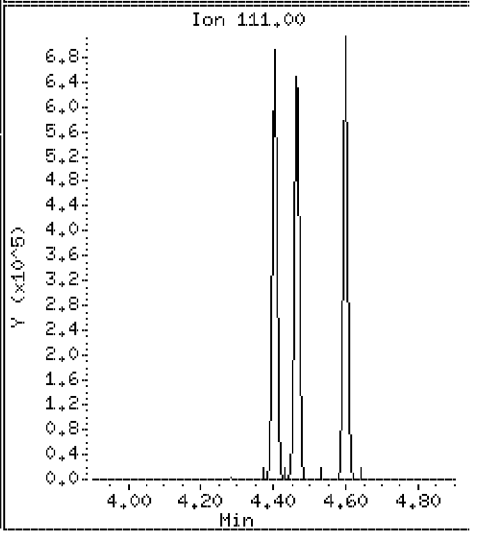

Data File: \\Svecd04\DD\chem\smsd03.i\S3042312.b\8270CAL7.D

Date : 23-APR-2012 10:23

Client ID: 8270CAL7 Instrument: smsd03.i

Sample Info: 45921

Purge Volume: 1000.0 Operator: PEL

Column phase: HPMS-5 Column diameter: 0.25

19 1,4-Dichlorobenzene Concentration: 102 ug/l

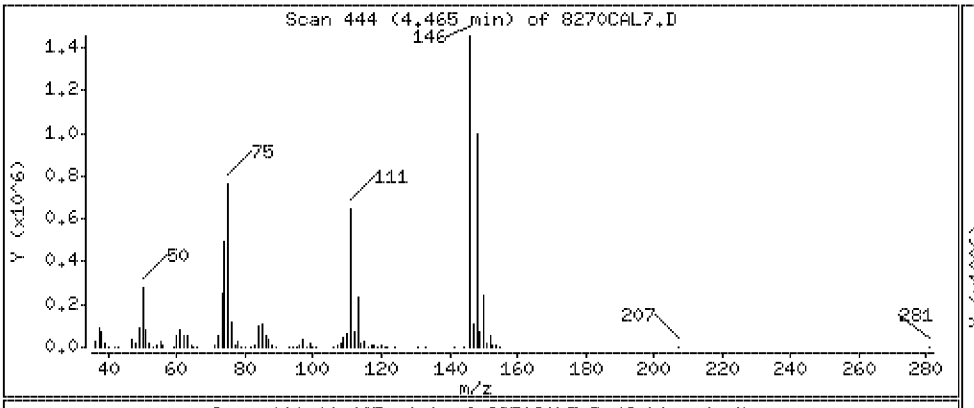

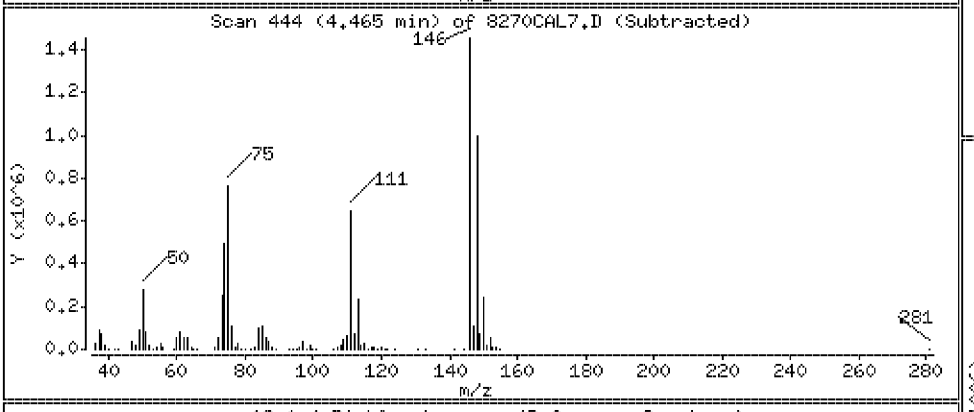

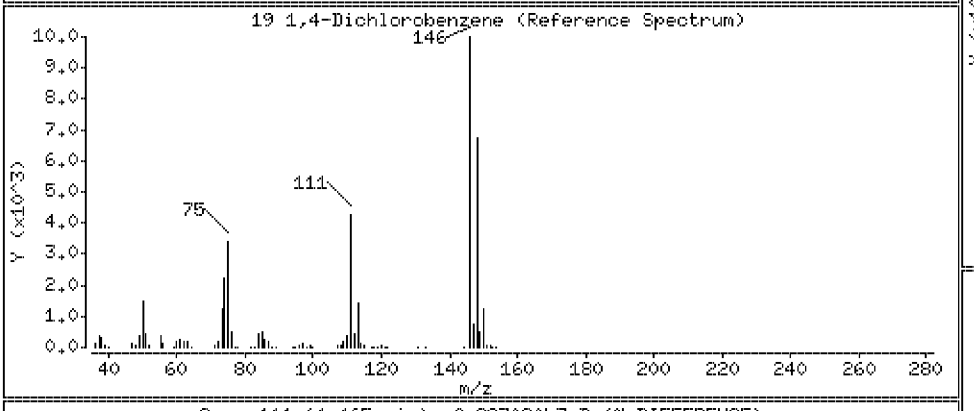

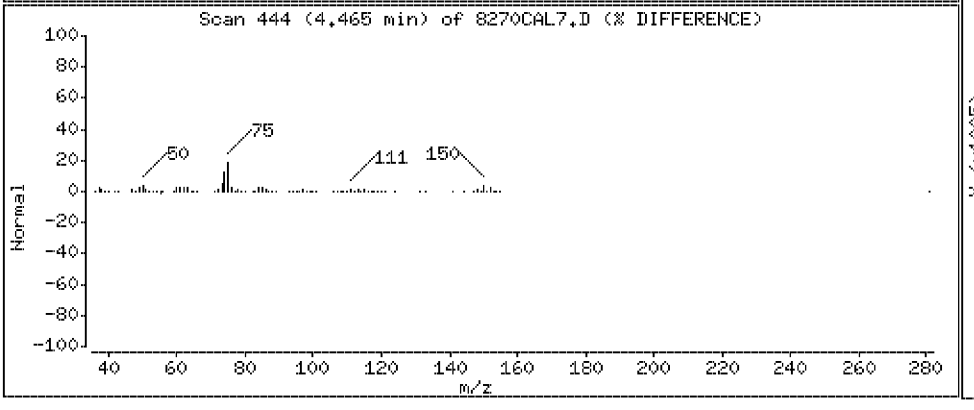

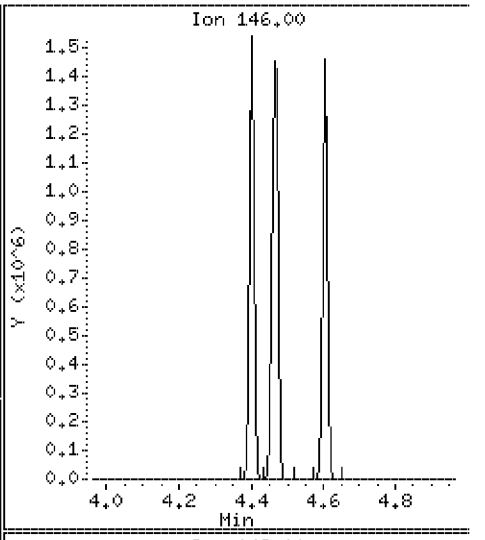

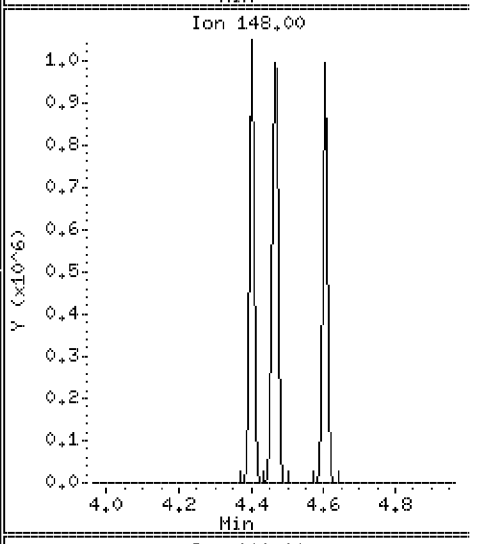

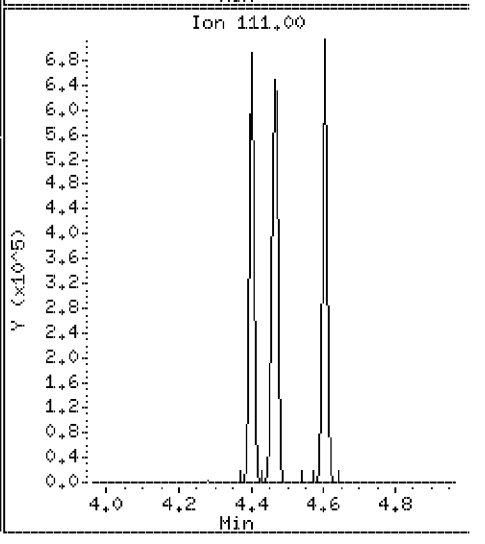

Data File: \\Svecd04\DD\chem\smsd03.i\S3042312.b\8270CAL7.D

Date : 23-APR-2012 10:23

Client ID: 8270CAL7 Instrument: smsd03.i

Sample Info: 45921

Purge Volume: 1000.0 Operator: PEL

Column phase: HPMS-5 Column diameter: 0.25

21 Benzyl alcohol Concentration: 109 ug/l

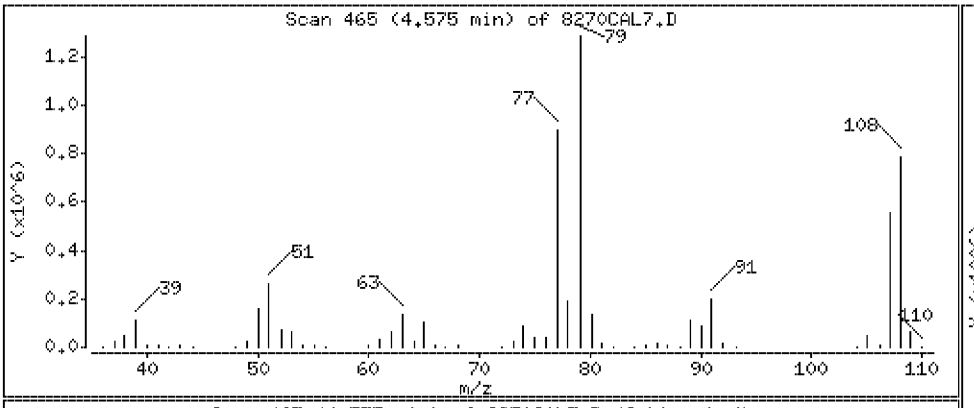

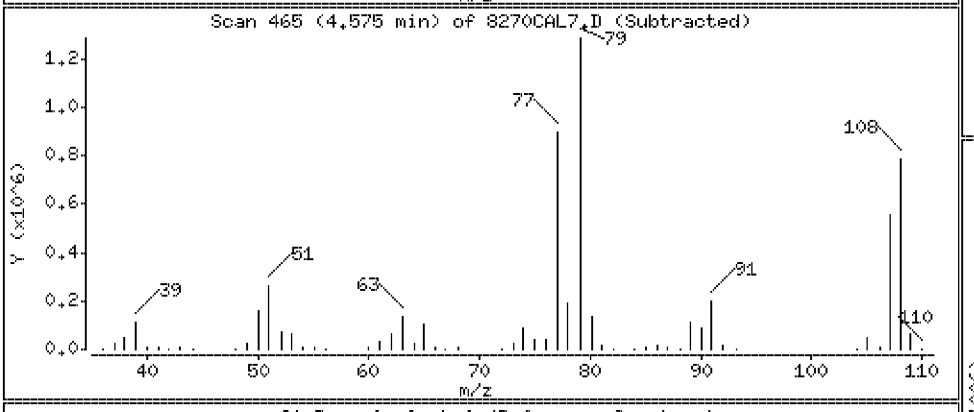

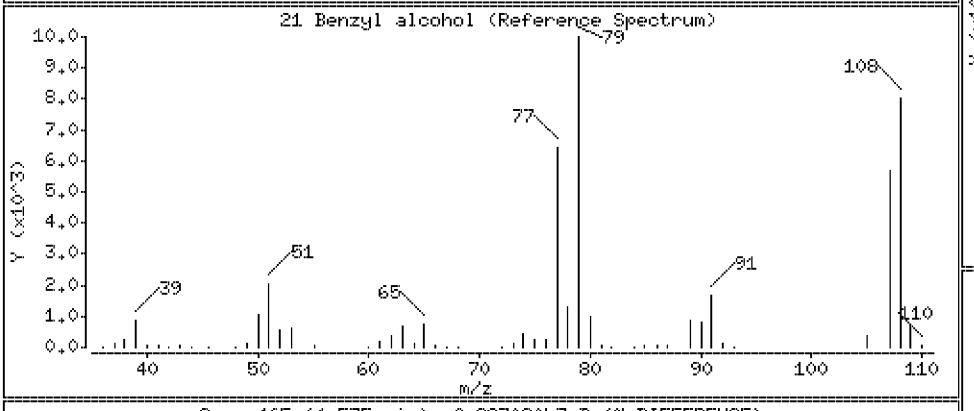

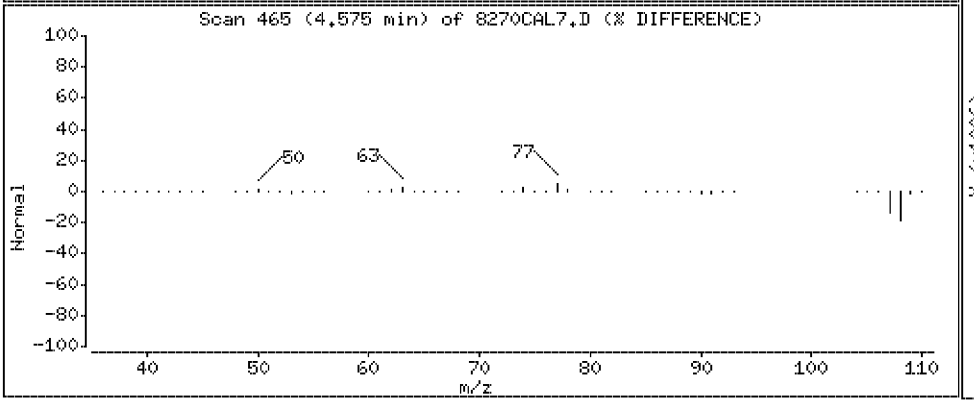

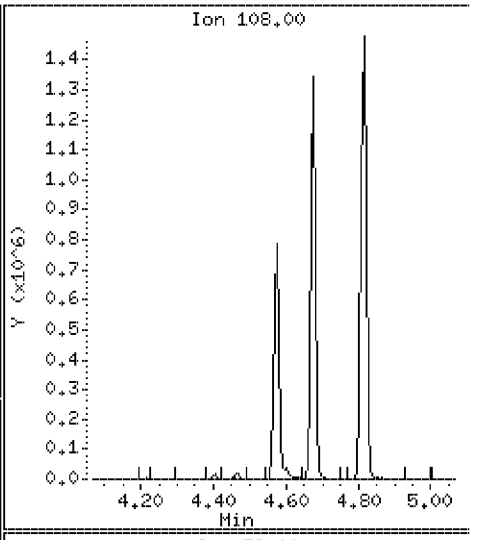

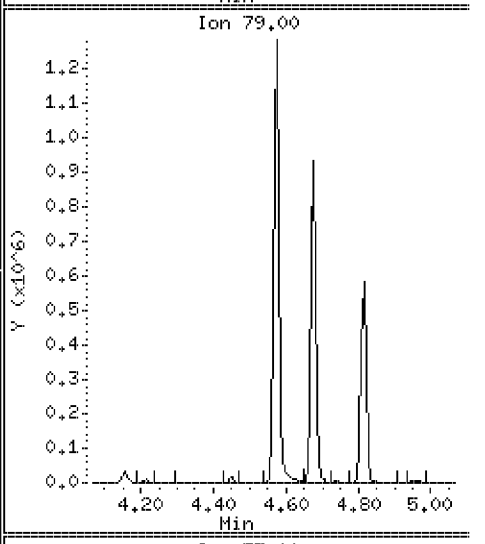

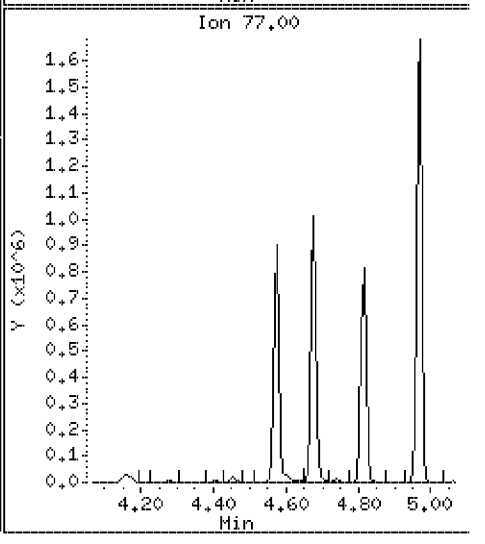

Data File: \\Svecd04\DD\chem\smsd03.i\S3042312.b\8270CAL7.D

Date : 23-APR-2012 10:23

Client ID: 8270CAL7

Instrument: smsd03.i

Sample Info: 45921

Purge Volume: 1000.0

Operator: PEL

Column phase: HPMS-5

Column diameter: 0.25

20 1,2-Dichlorobenzene

Concentration: 103 ug/l

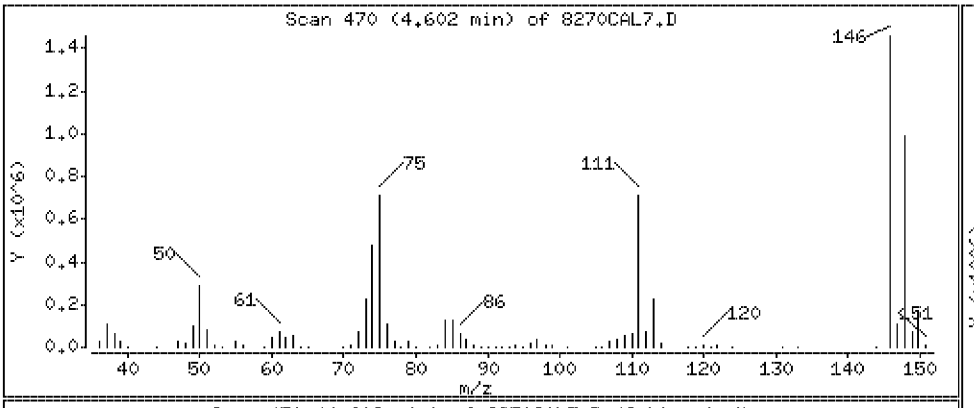

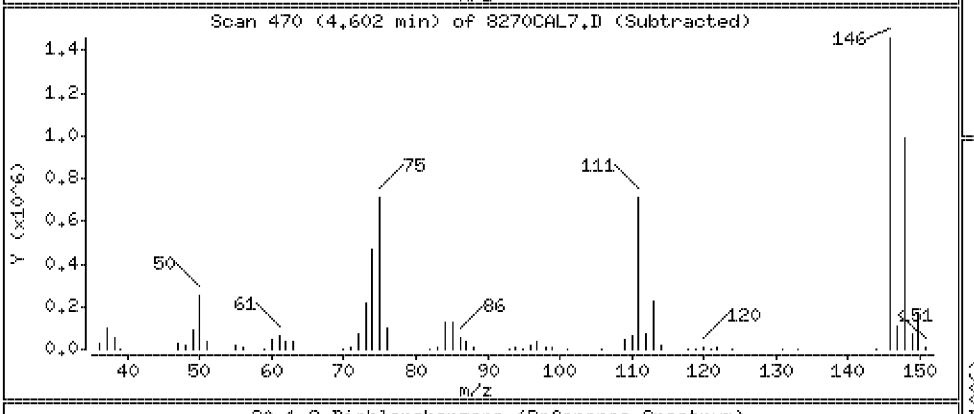

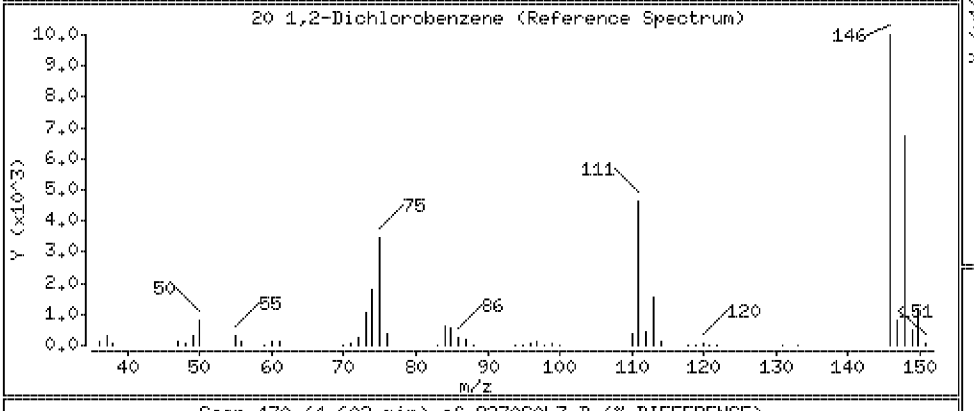

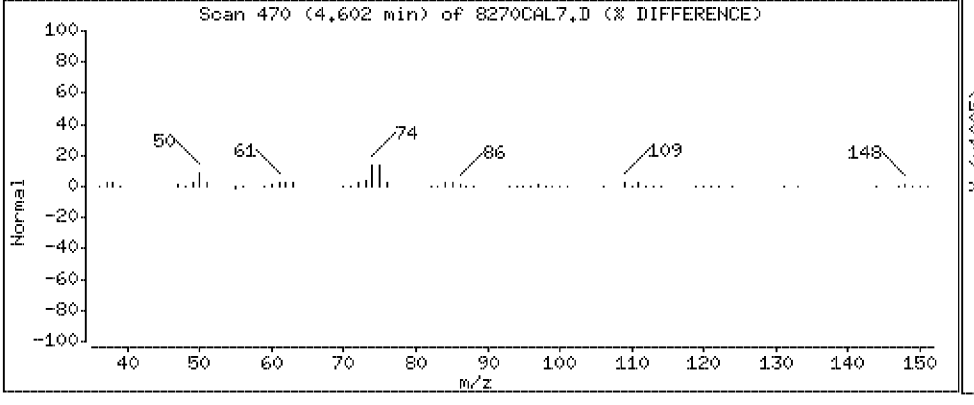

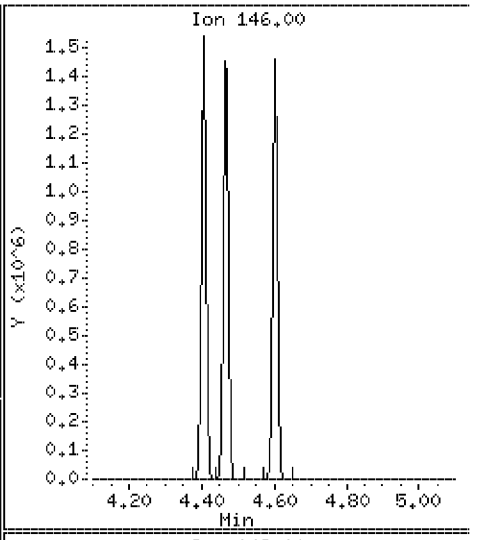

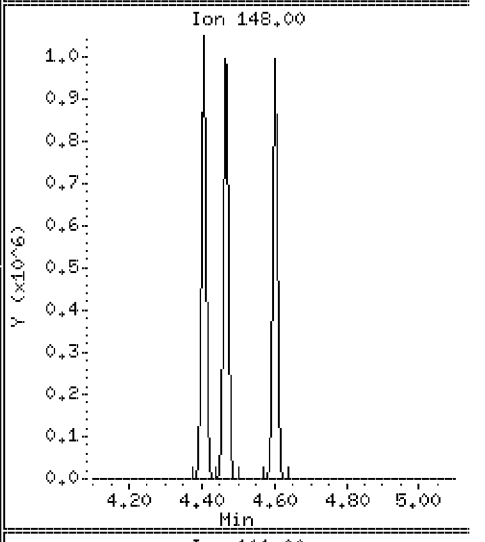

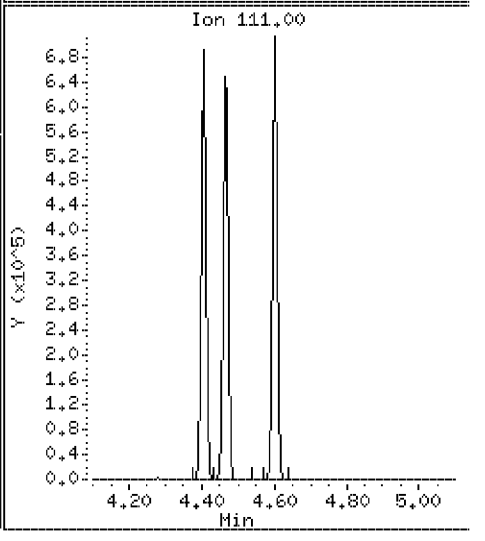

Data File: \\Svecd04\DD\chem\smsd03.i\S3042312.b\8270CAL7.D

Date : 23-APR-2012 10:23

Client ID: 8270CAL7 Instrument: smsd03.i

Sample Info: 45921

Purge Volume: 1000.0 Operator: PEL

Column phase: HPMS-5 Column diameter: 0.25

22 2-Methylphenol Concentration: 111 ug/l

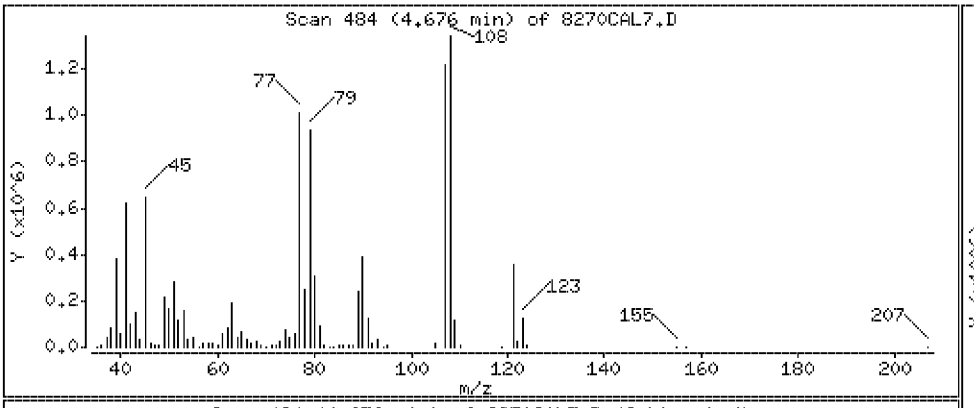

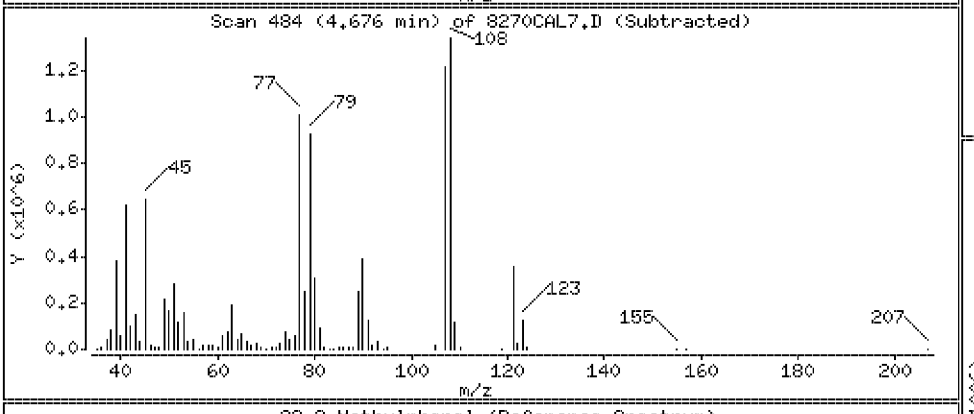

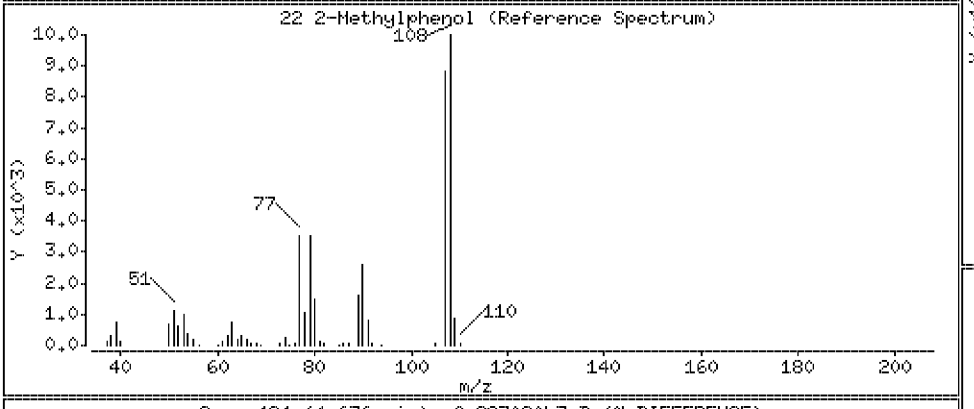

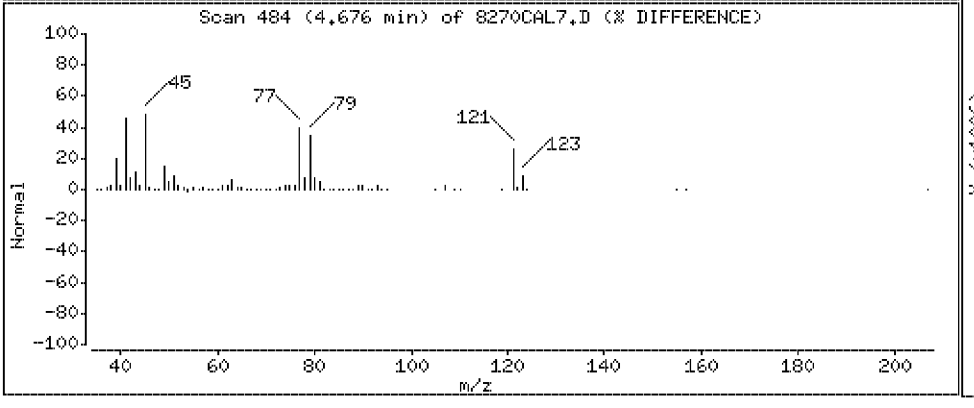

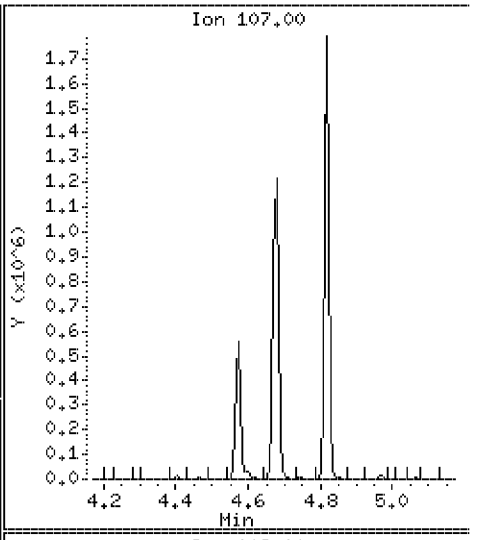

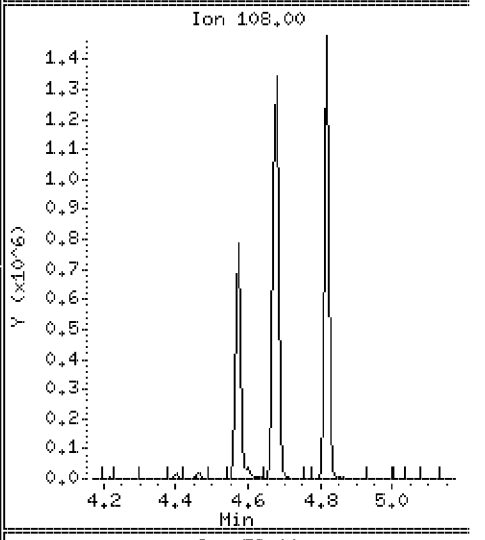

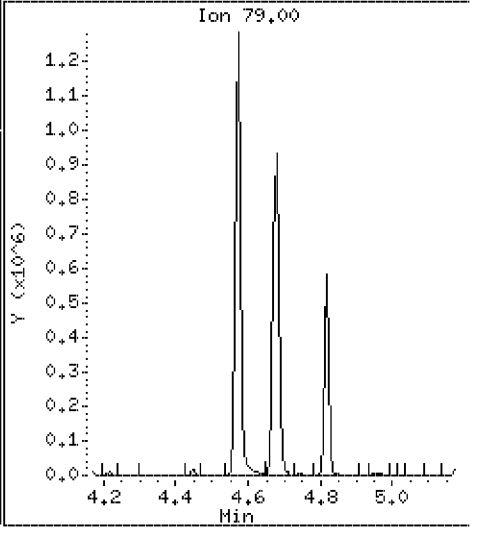

Data File: \\Svecd04\DD\chem\smsd03.i\S3042312.b\8270CAL7.D

Date : 23-APR-2012 10:23

Client ID: 8270CAL7 Instrument: smsd03.i

Sample Info: 45921

Purge Volume: 1000.0 Operator: PEL

Column phase: HPMS-5 Column diameter: 0.25

23 2,2'-oxybis(1-chloropropane) Concentration: 107 ug/l

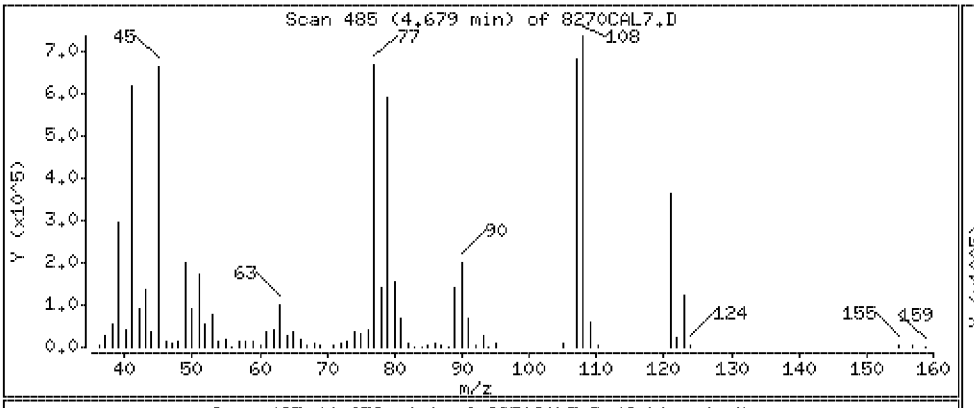

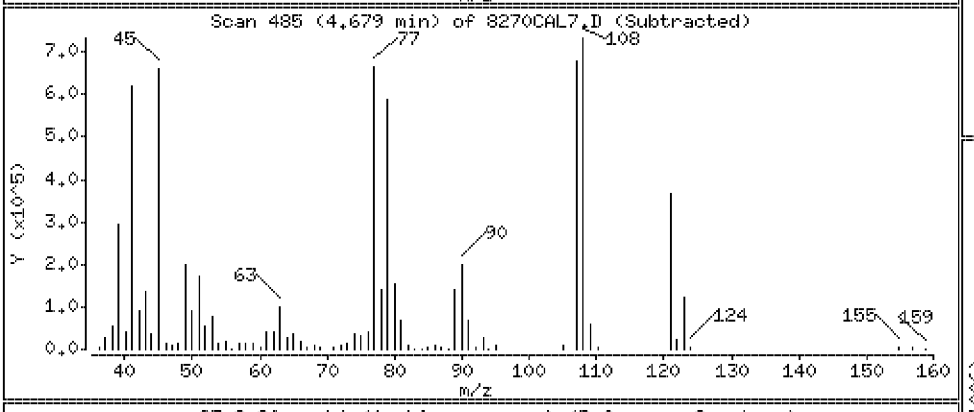

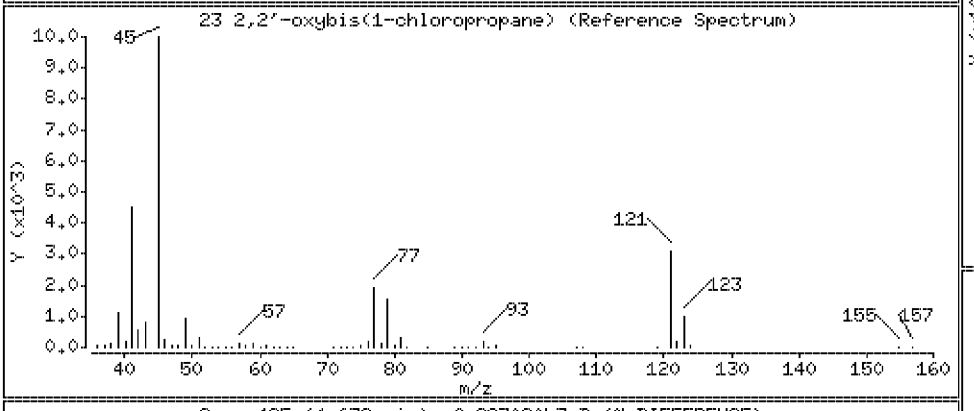

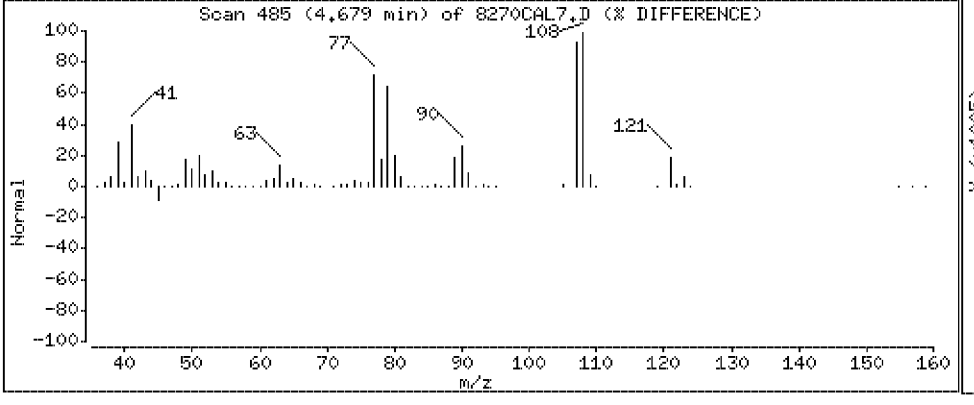

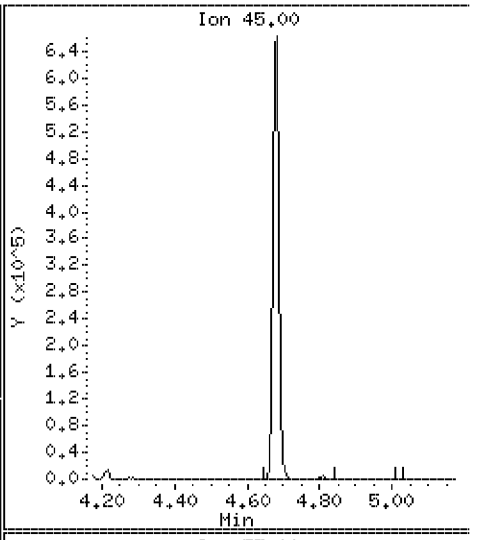

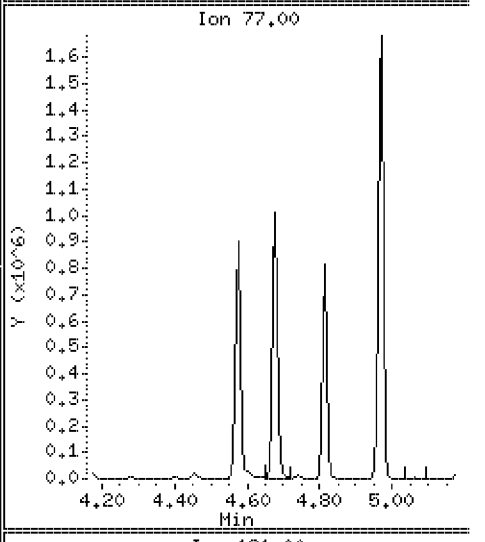

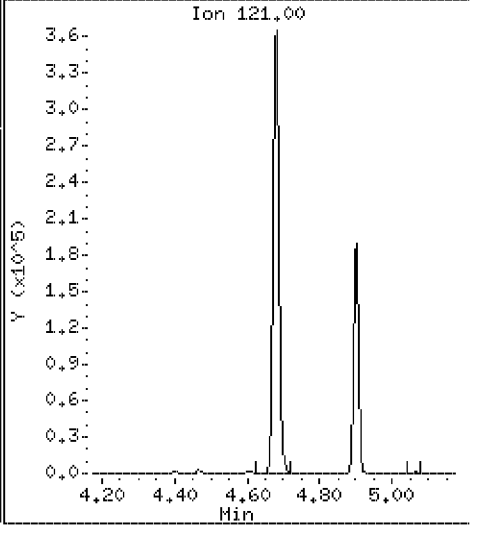

Data File: \\Svecd04\DD\chem\smsd03.i\S3042312.b\8270CAL7.D

Date : 23-APR-2012 10:23

Client ID: 8270CAL7 Instrument: smsd03.i

Sample Info: 45921

Purge Volume: 1000.0 Operator: PEL

Column phase: HPMS-5 Column diameter: 0.25

28 4-Methylphenol Concentration: 108 ug/l

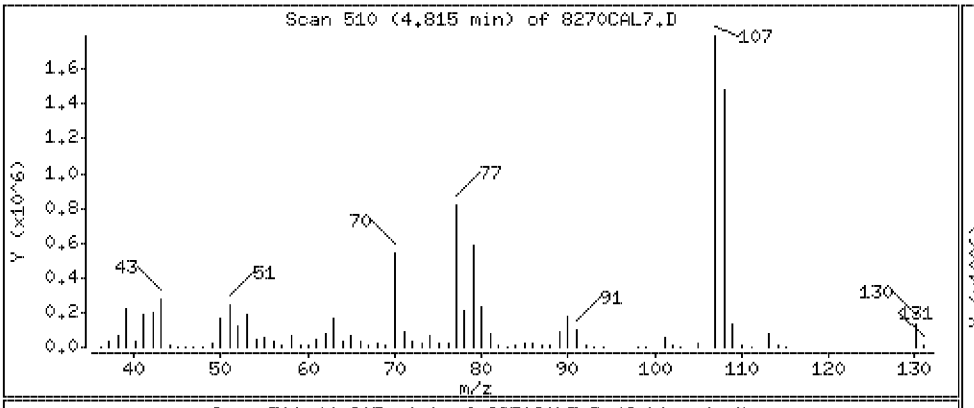

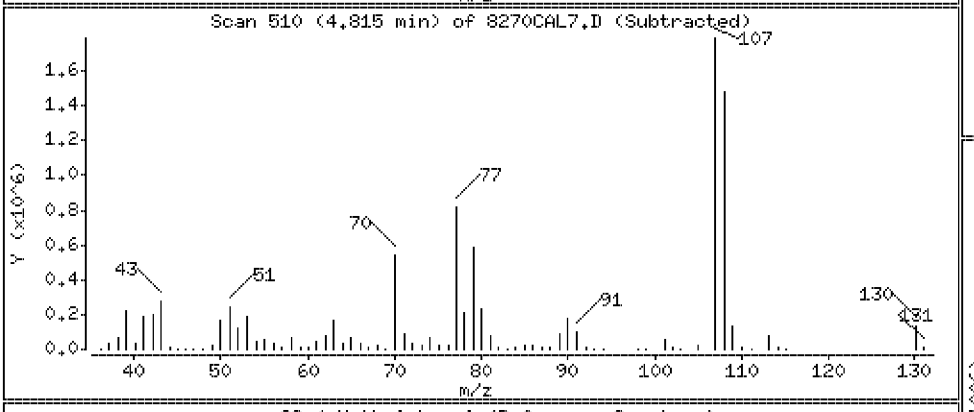

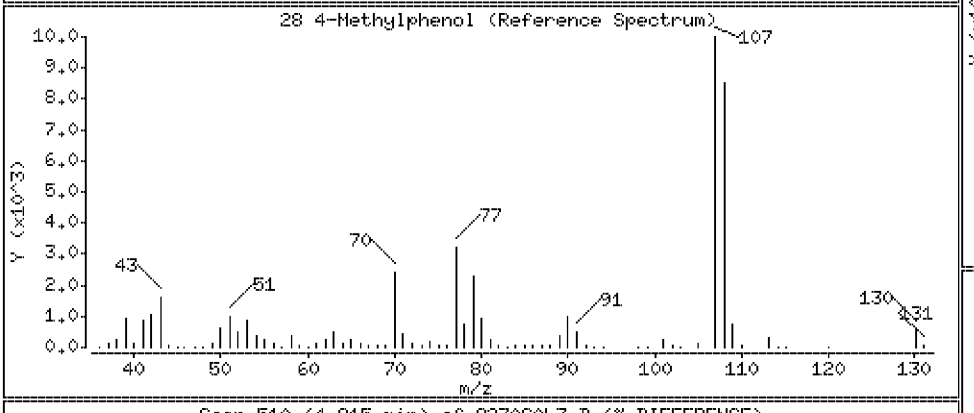

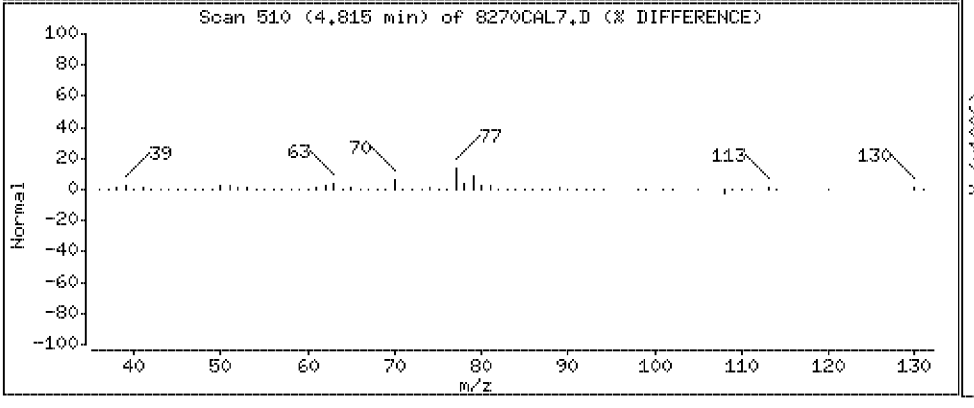

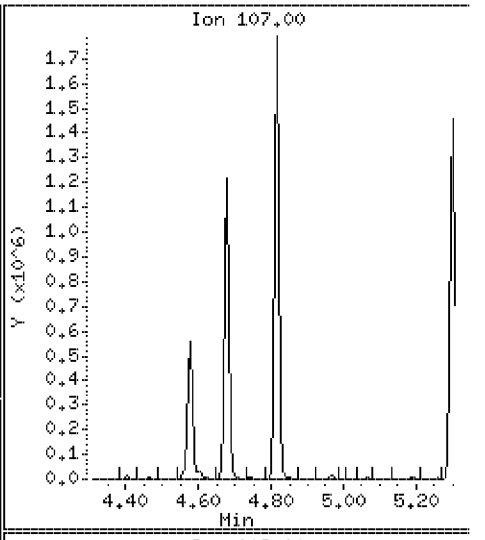

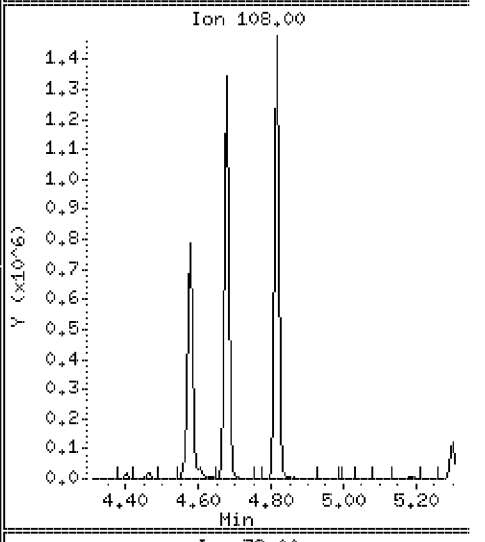

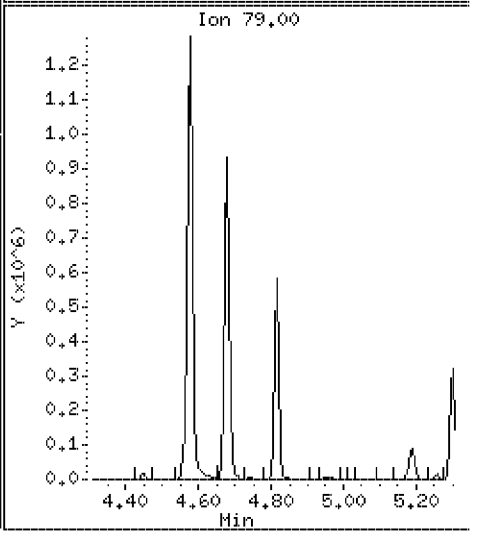

Data File: \\Svecd04\DD\chem\smsd03.i\S3042312.b\8270CAL7.D

Date : 23-APR-2012 10:23

Client ID: 8270CAL7

Instrument: smsd03.i

Sample Info: 45921

Purge Volume: 1000.0

Operator: PEL

Column phase: HPMS-5

Column diameter: 0.25

26 N-Nitrosodinpropylamine

Concentration: 106 ug/l

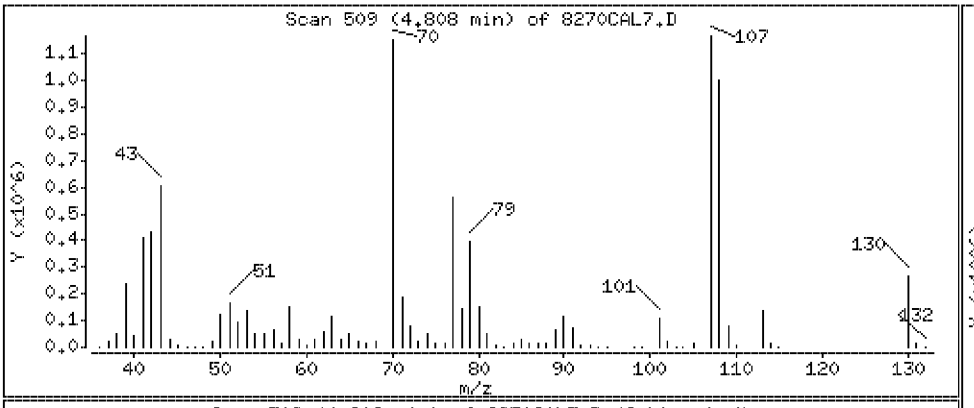

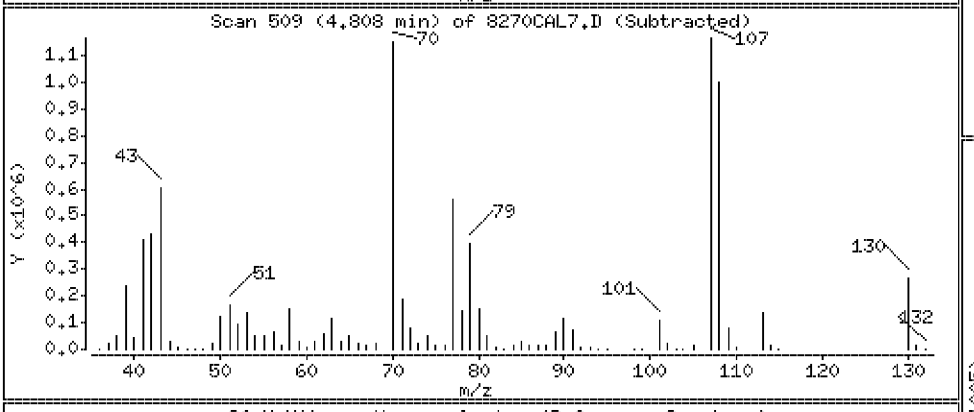

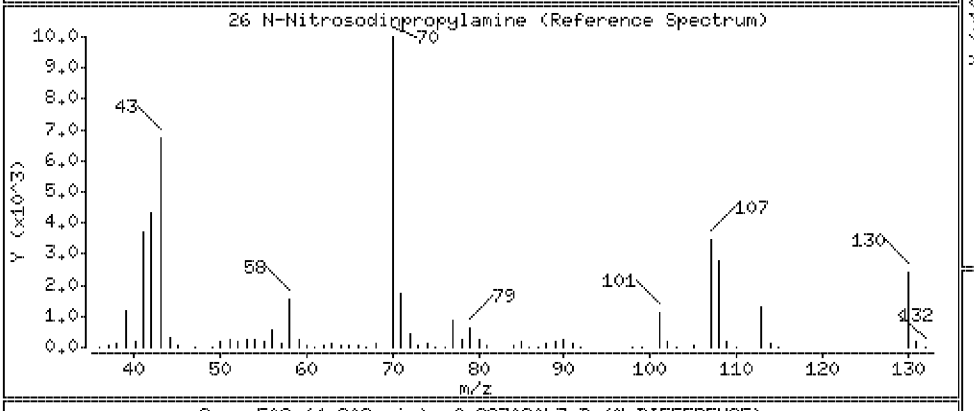

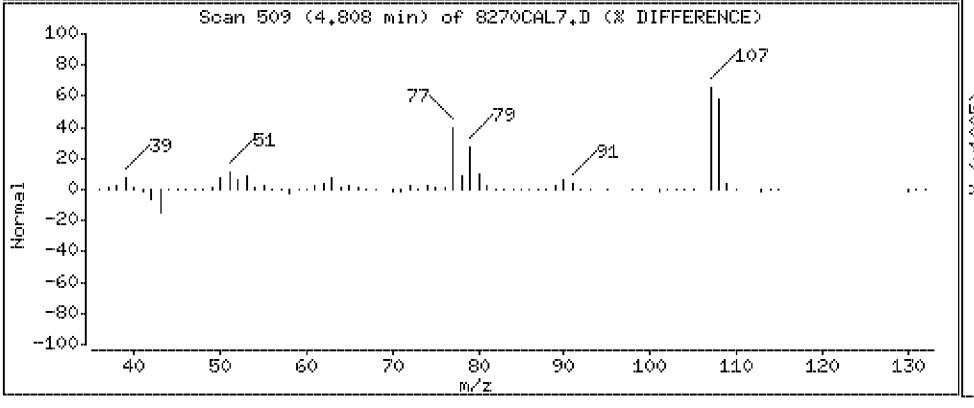

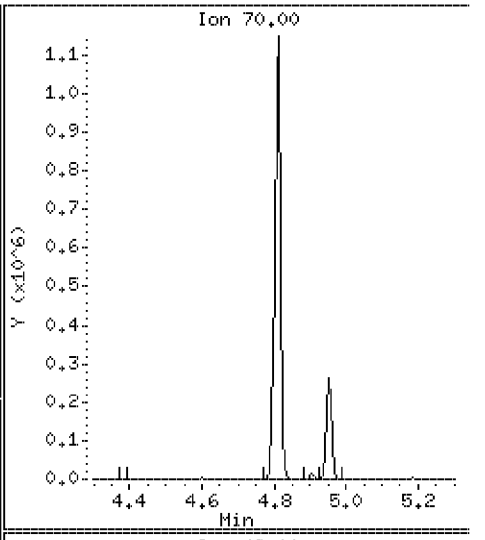

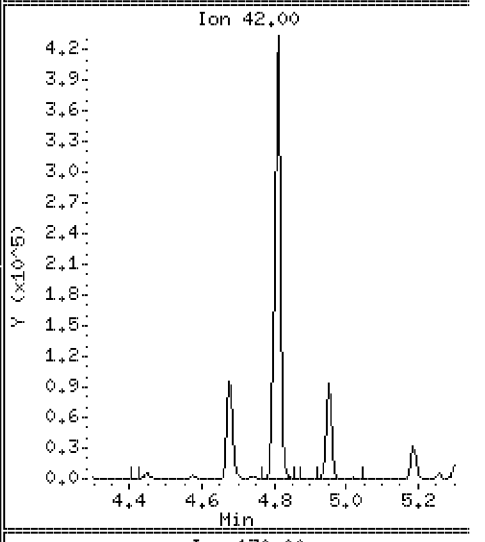

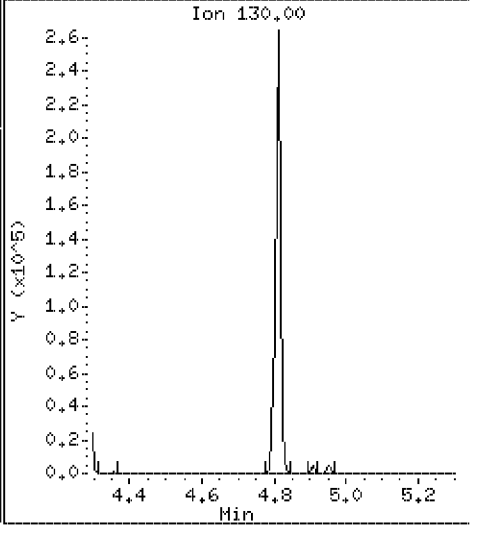

Data File: \\Svecd04\DD\chem\smsd03.i\S3042312.b\8270CAL7.D

Date : 23-APR-2012 10:23

Client ID: 8270CAL7 Instrument: smsd03.i

Sample Info: 45921

Purge Volume: 1000.0 Operator: PEL

Column phase: HPMS-5 Column diameter: 0.25

30 Hexachloroethane Concentration: 104 ug/l

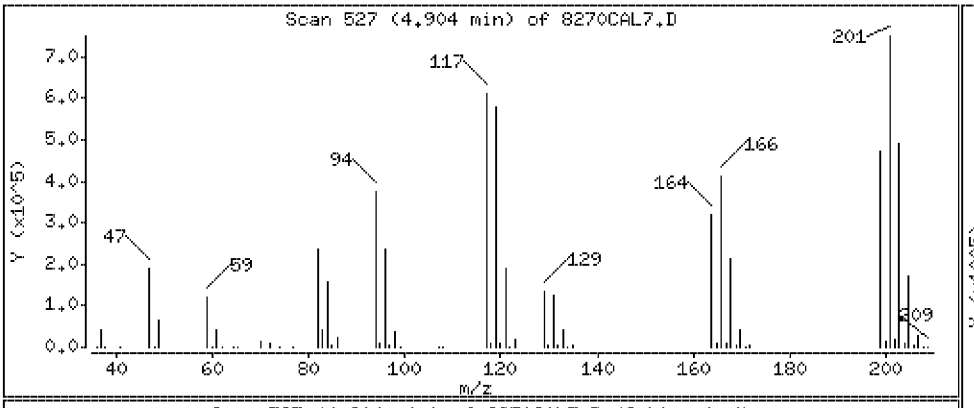

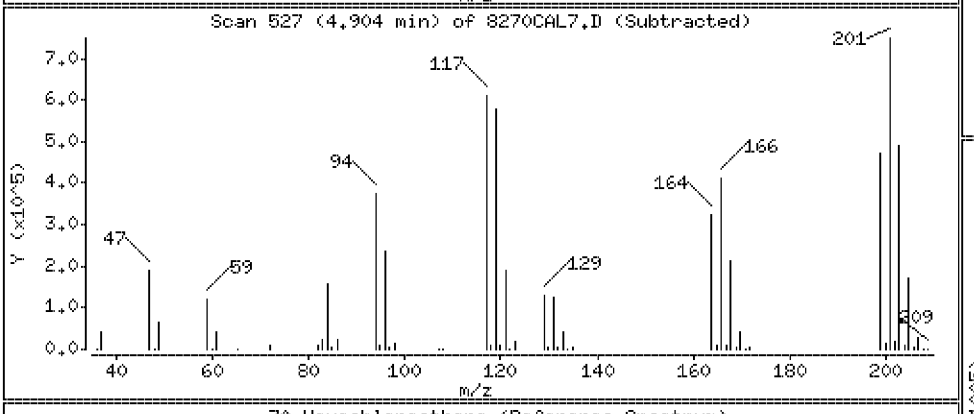

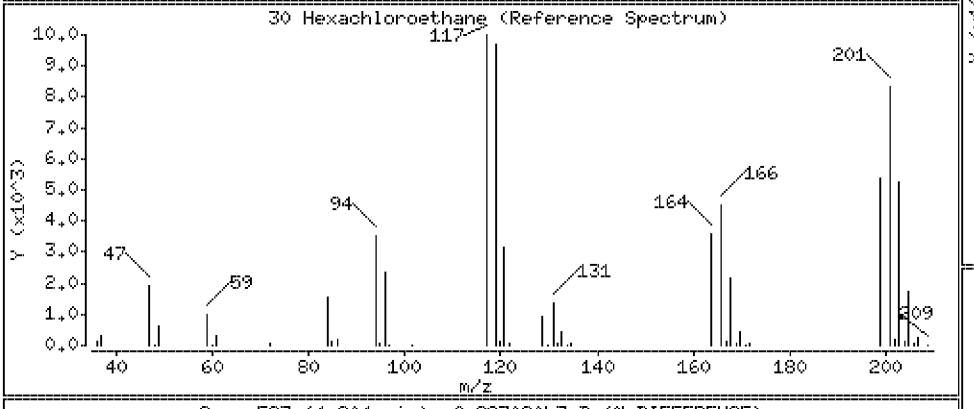

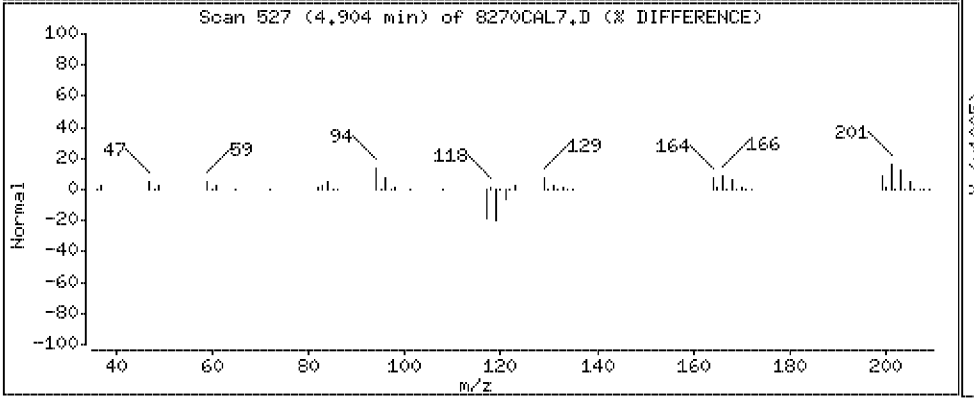

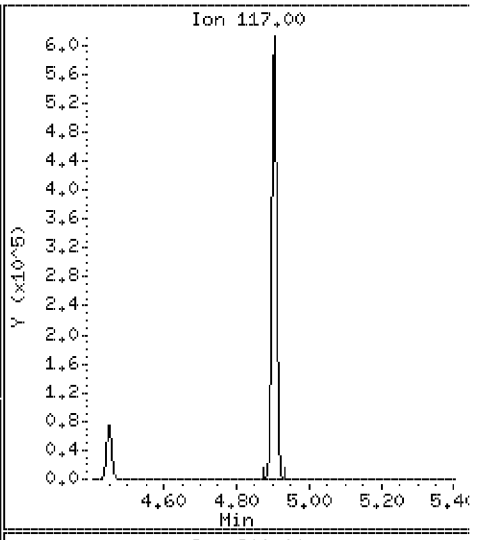

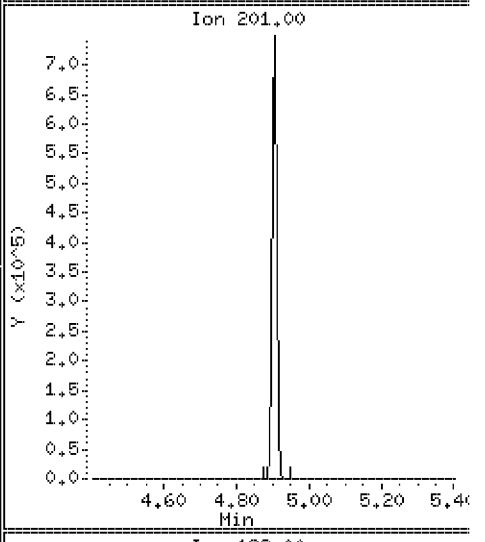

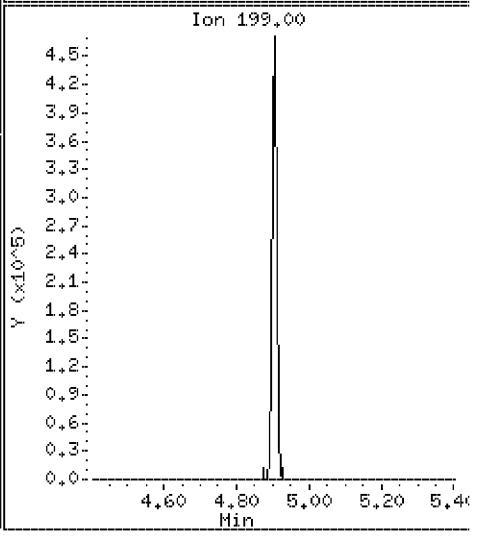

Data File: \\Svecd04\DD\chem\smsd03.i\S3042312.b\8270CAL7.D

Date : 23-APR-2012 10:23

Client ID: 8270CAL7

Instrument: smsd03.i

Sample Info: 45921

Purge Volume: 1000.0

Operator: PEL

Column phase: HPMS-5

Column diameter: 0.25

32 Nitrobenzene

Concentration: 101 ug/l

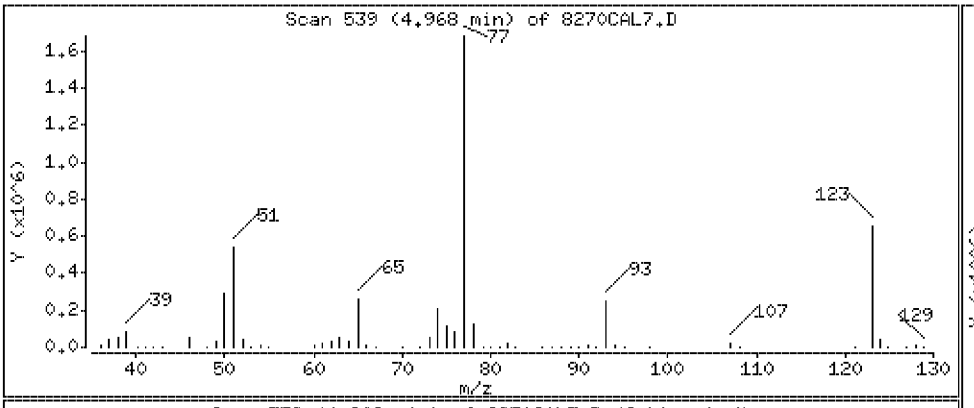

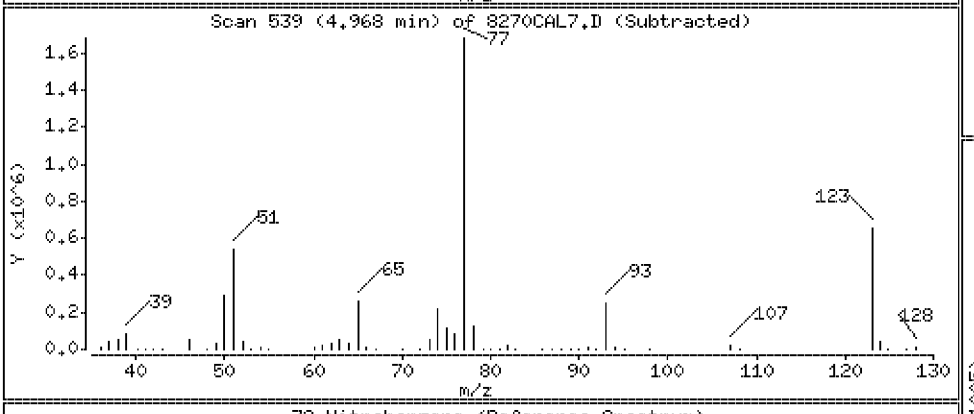

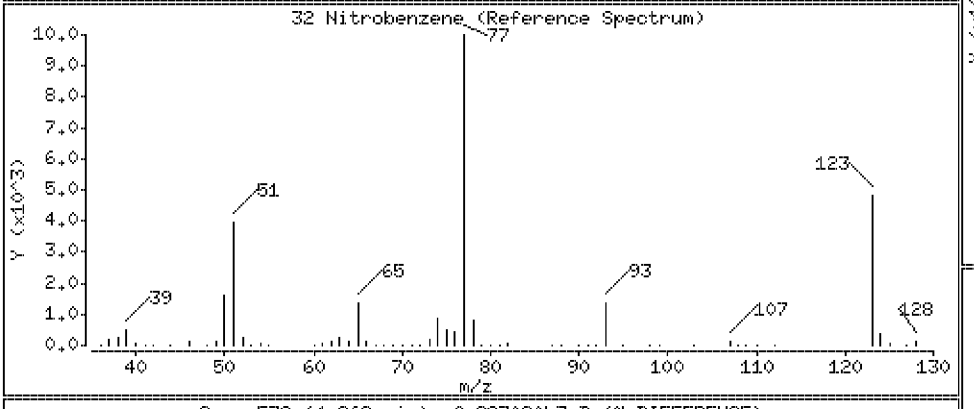

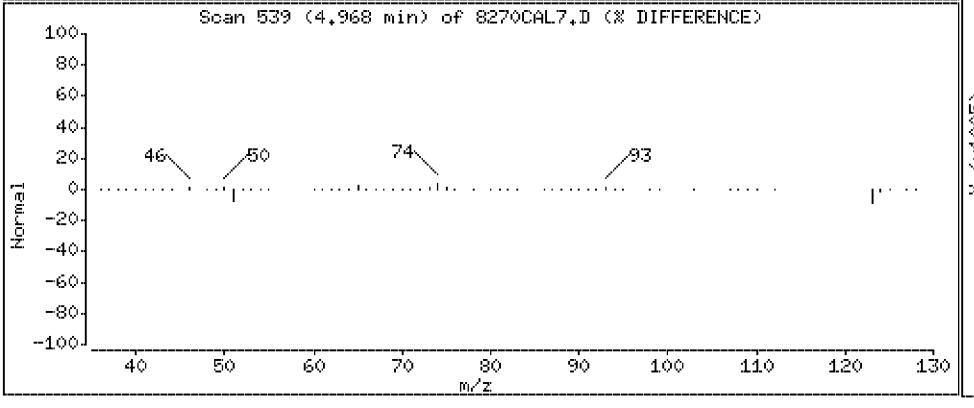

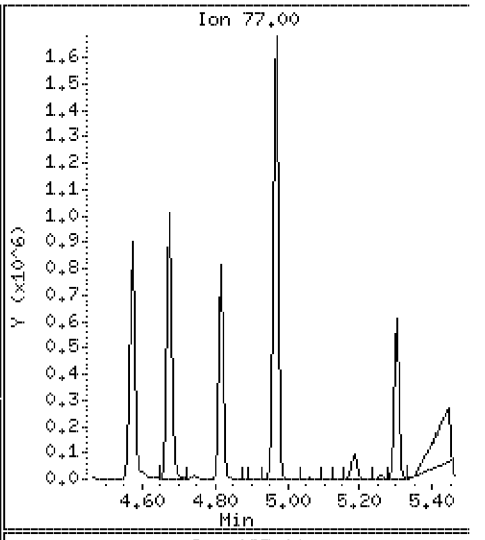

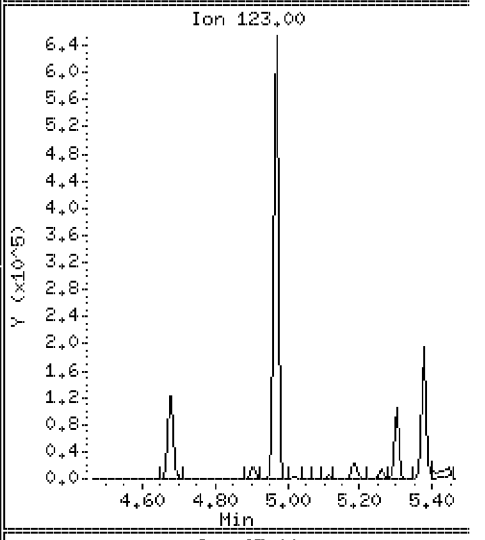

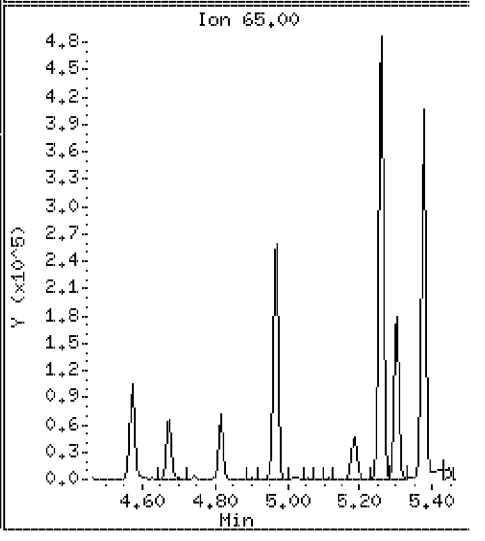

Data File: \\Svecd04\DD\chem\smsd03.i\S3042312.b\8270CAL7.D

Date : 23-APR-2012 10:23

Client ID: 8270CAL7

Instrument: smsd03.i

Sample Info: 45921

Purge Volume: 1000.0

Operator: PEL

Column phase: HPMS-5

Column diameter: 0.25

34 Isophorone

Concentration: 100 ug/l

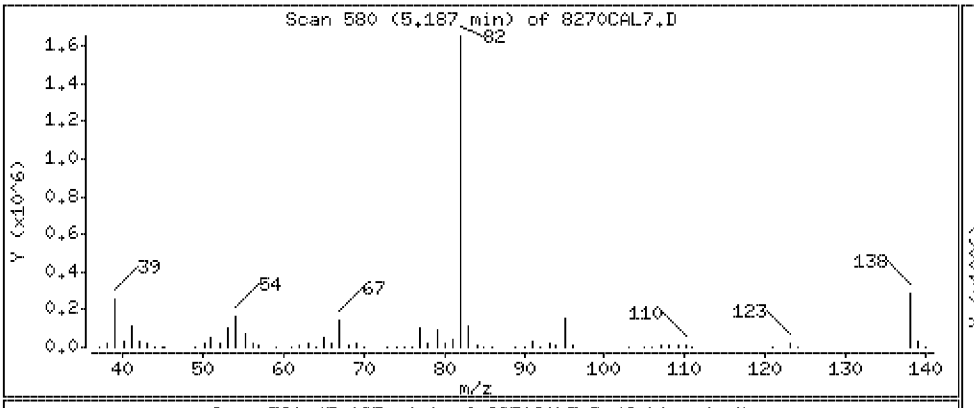

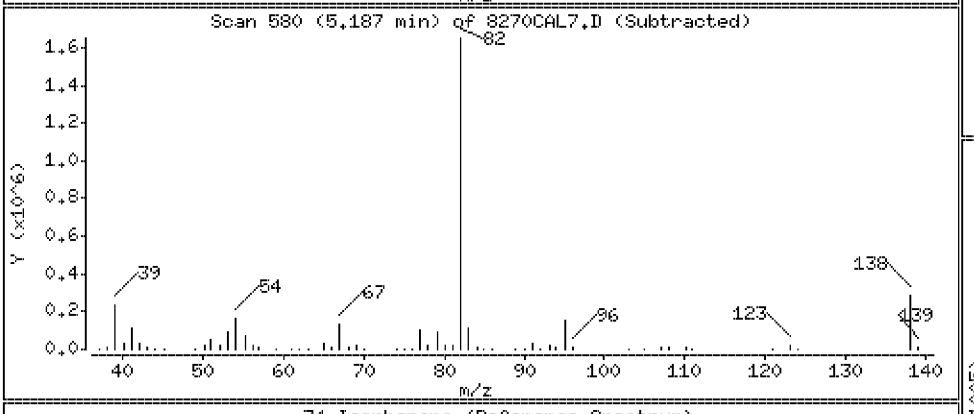

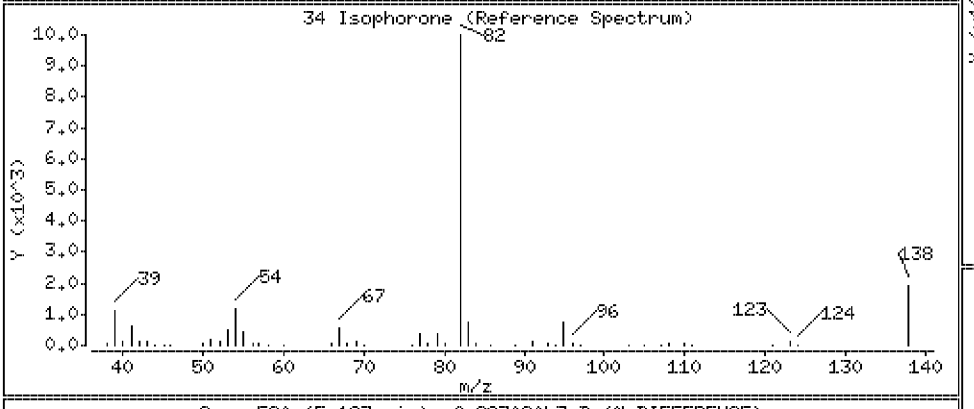

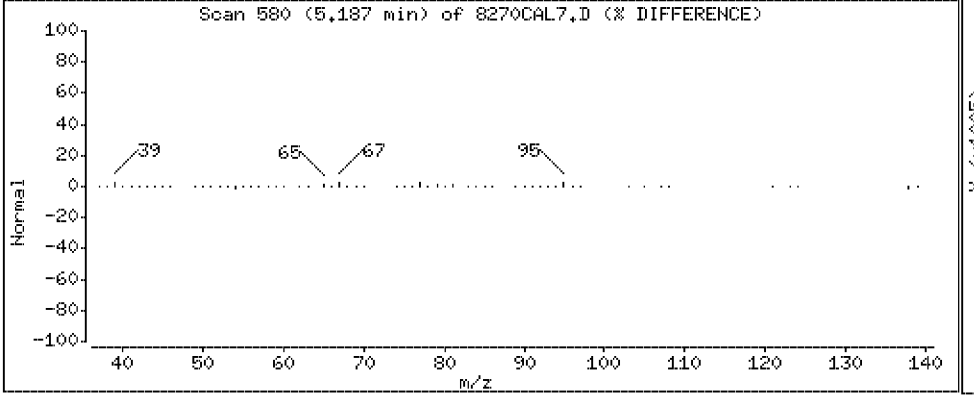

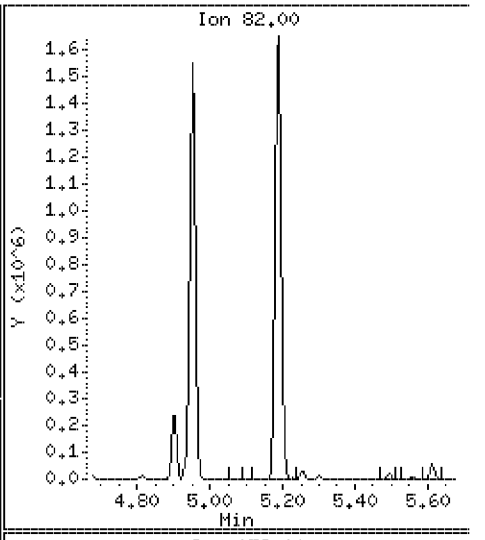

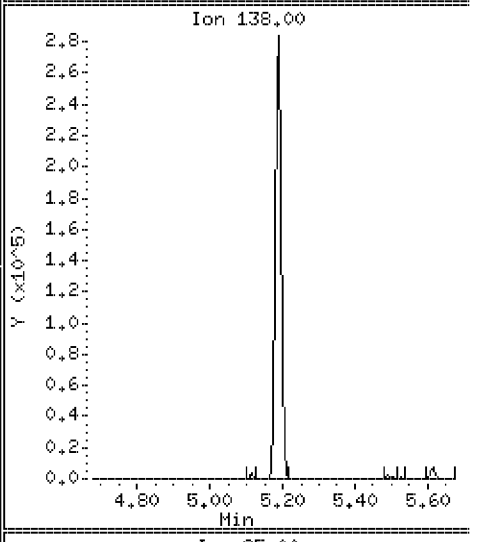

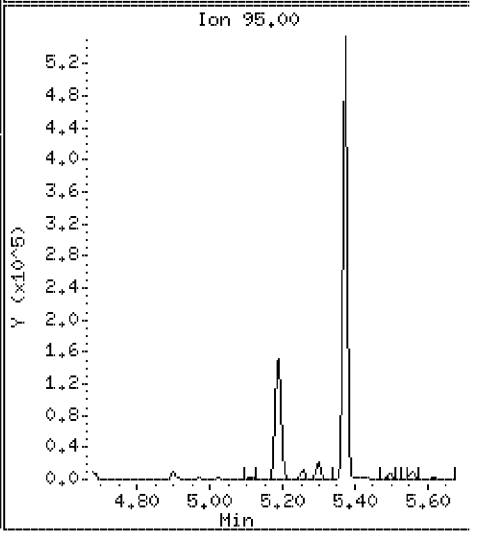

Data File: \\Svecd04\DD\chem\smsd03.i\S3042312.b\8270CAL7.D

Date : 23-APR-2012 10:23

Client ID: 8270CAL7 Instrument: smsd03.i

Sample Info: 45921

Purge Volume: 1000.0 Operator: PEL

Column phase: HPMS-5 Column diameter: 0.25

35 2-Nitrophenol Concentration: 107 ug/l

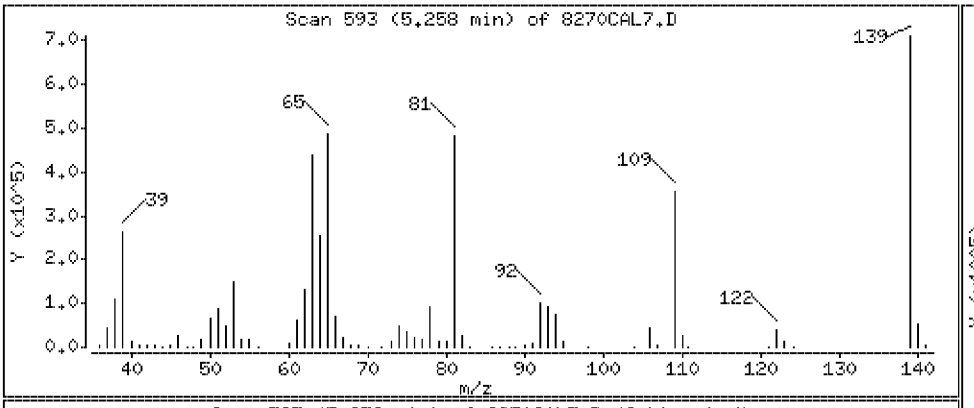

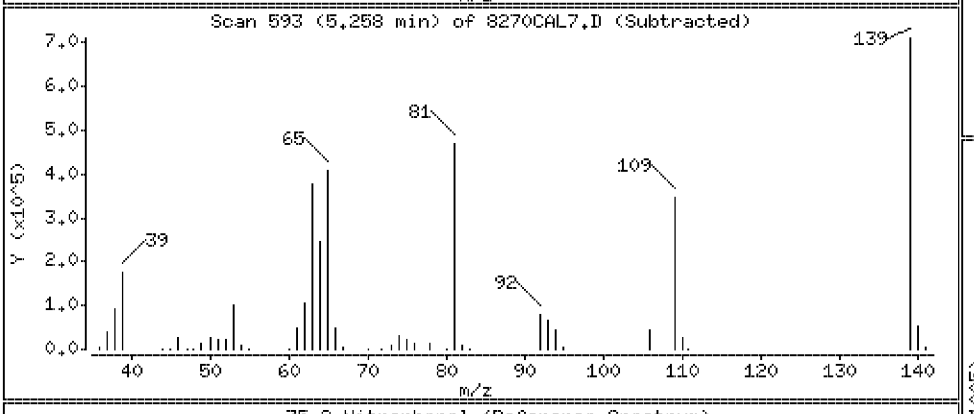

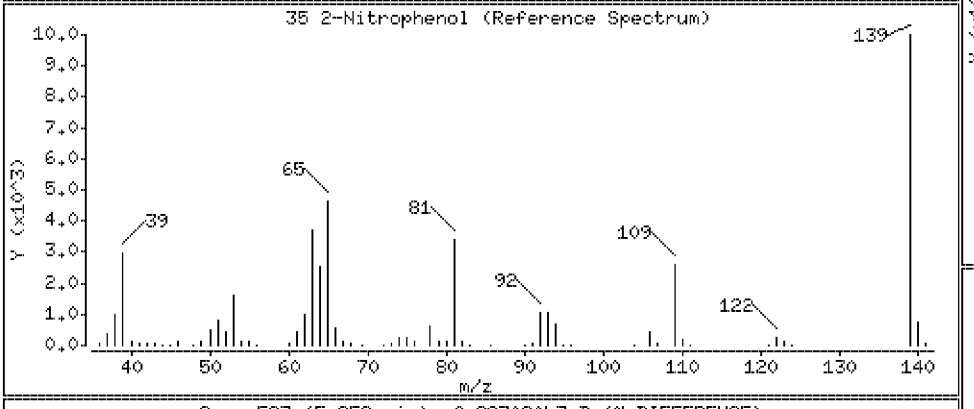

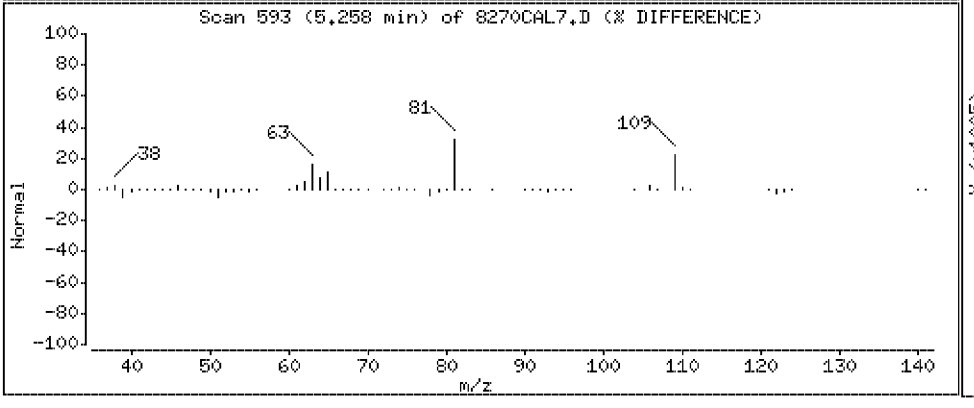

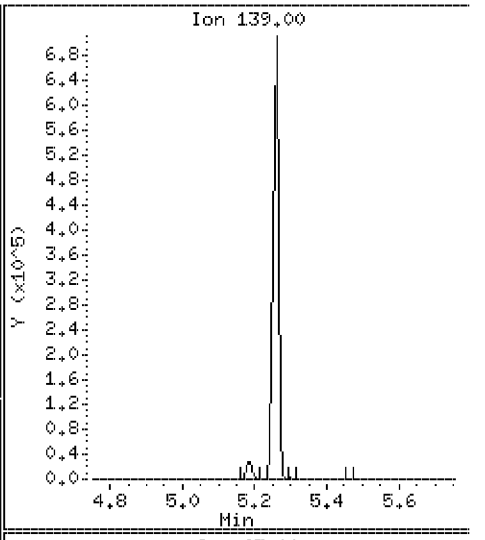

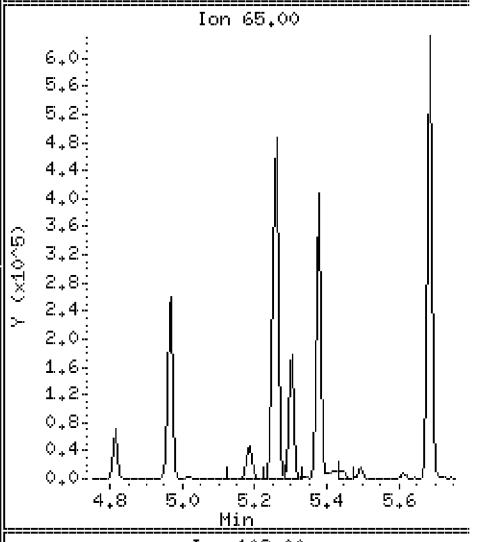

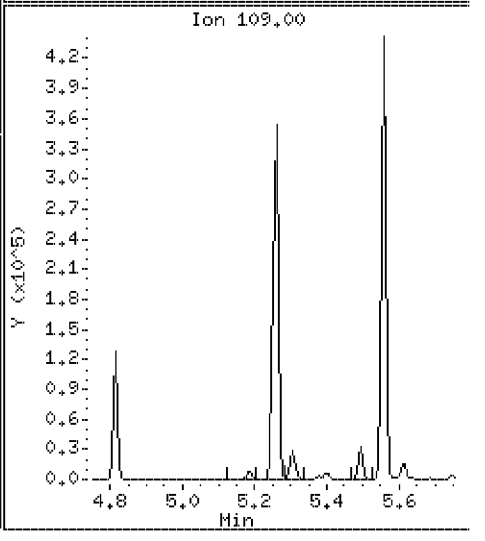

Data File: \\Svecd04\DD\chem\smsd03.i\S3042312.b\8270CAL7.D

Date : 23-APR-2012 10:23

Client ID: 8270CAL7

Instrument: smsd03.i

Sample Info: 45921

Purge Volume: 1000.0

Operator: PEL

Column phase: HPMS-5

Column diameter: 0.25

36 2,4-Dimethylphenol

Concentration: 103 ug/l

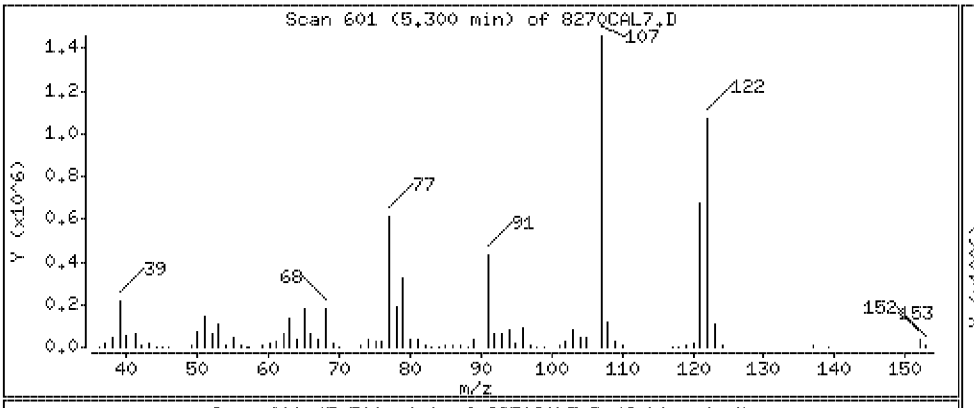

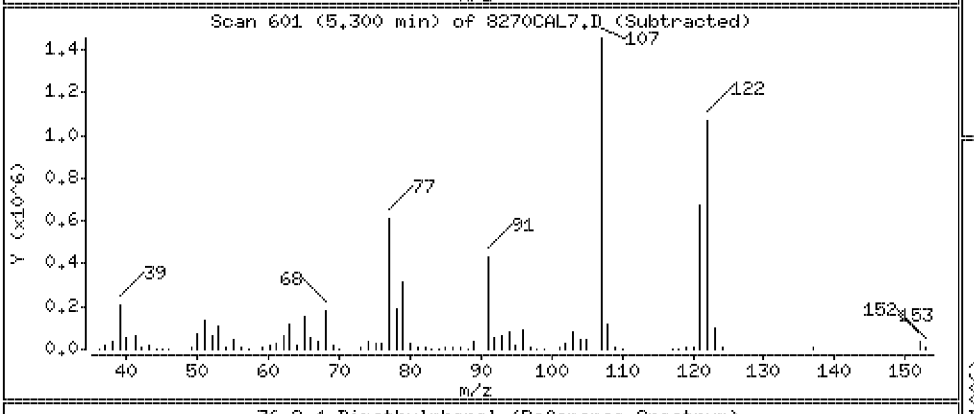

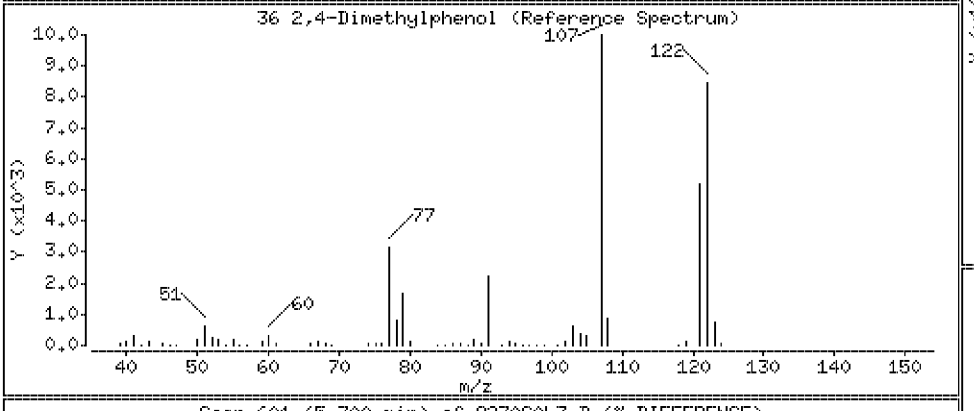

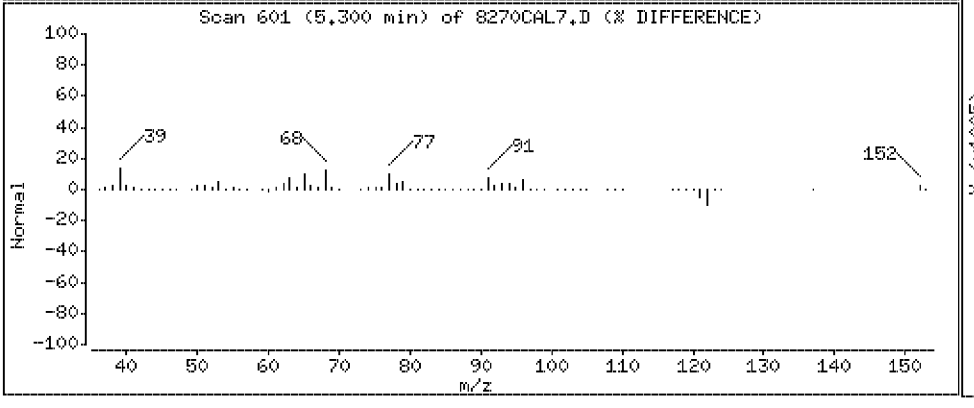

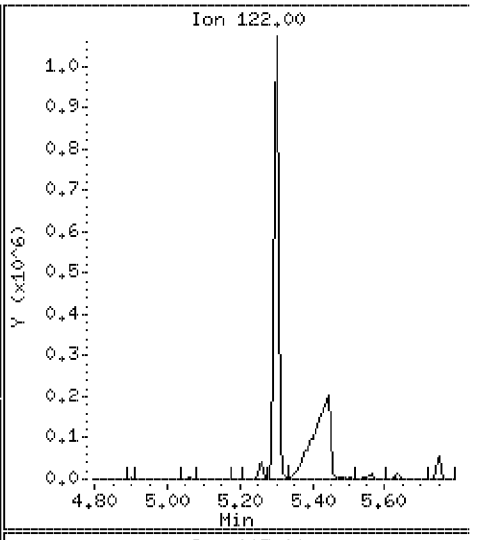

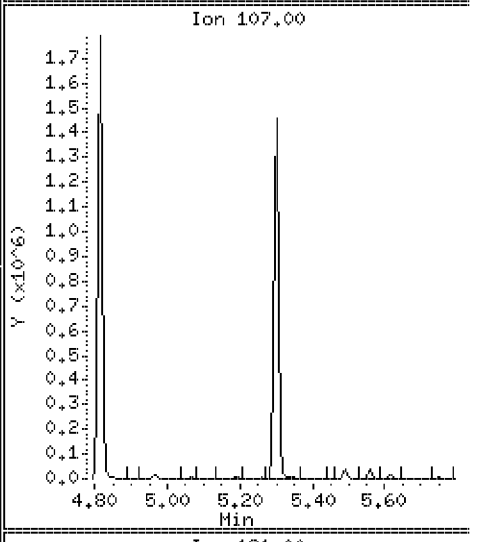

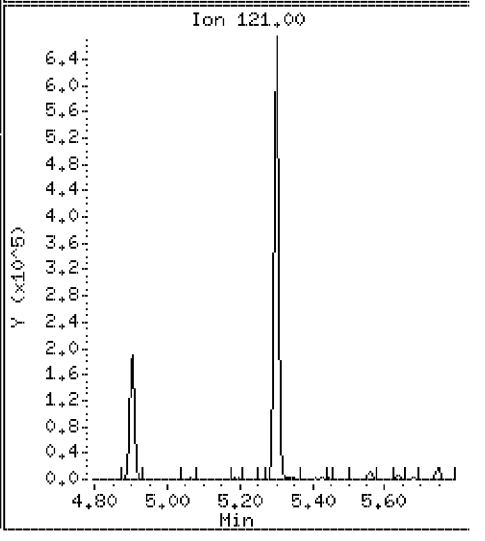

Data File: \\Svecd04\DD\chem\smsd03.i\S3042312.b\8270CAL7.D

Date : 23-APR-2012 10:23

Client ID: 8270CAL7

Instrument: smsd03.i

Sample Info: 45921

Purge Volume: 1000.0

Operator: PEL

Column phase: HPMS-5

Column diameter: 0.25

38 Bis(2-Chloroethoxy)methane

Concentration: 104 ug/l

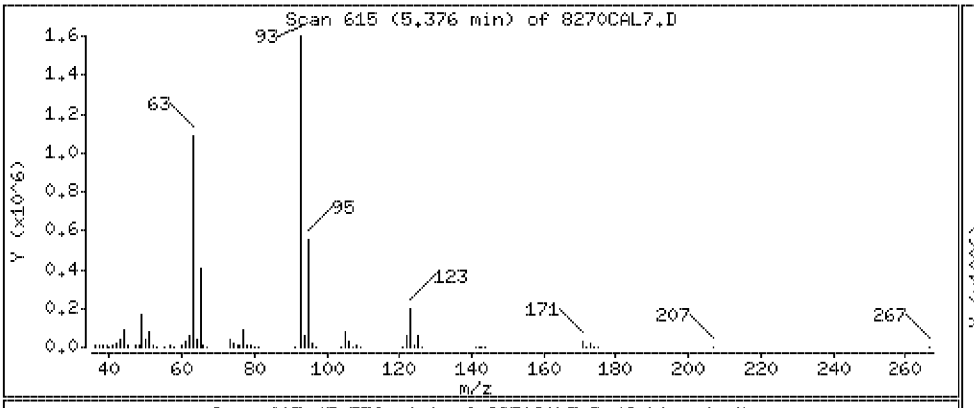

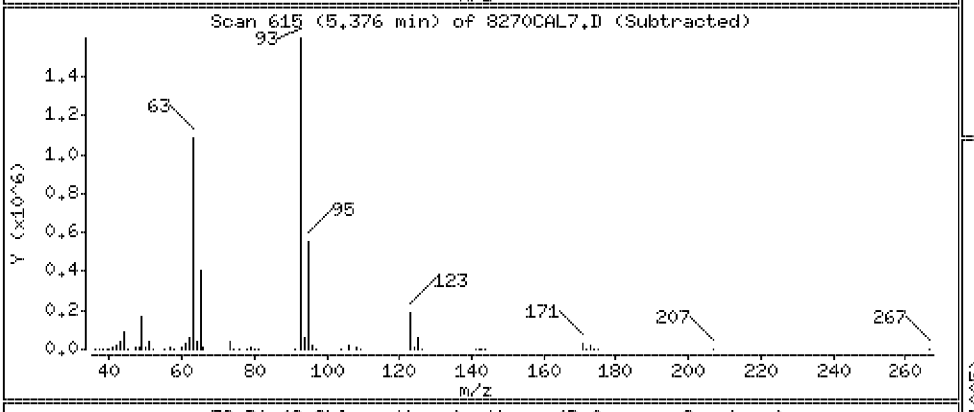

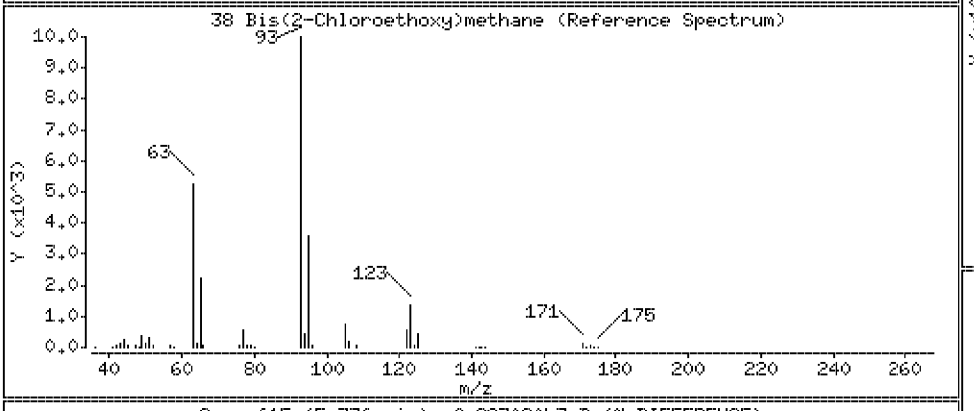

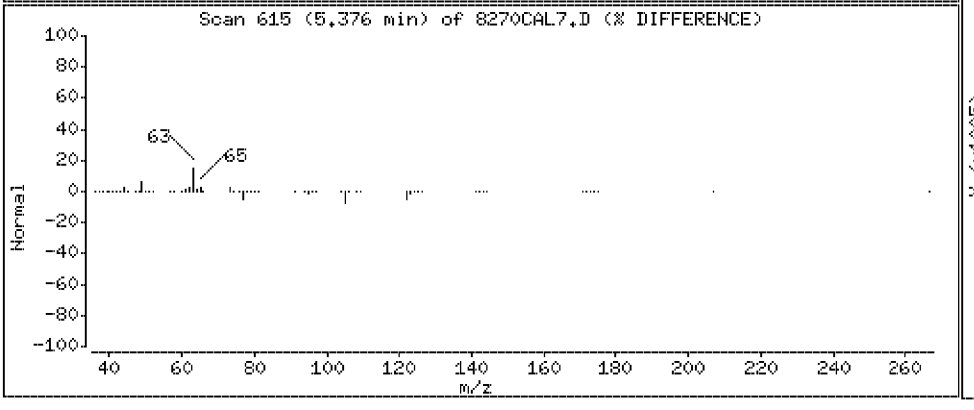

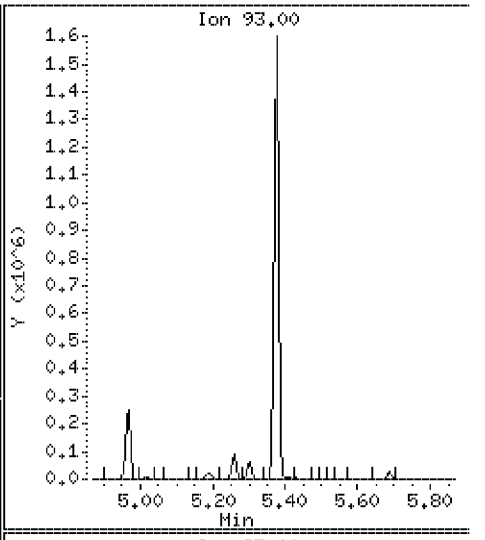

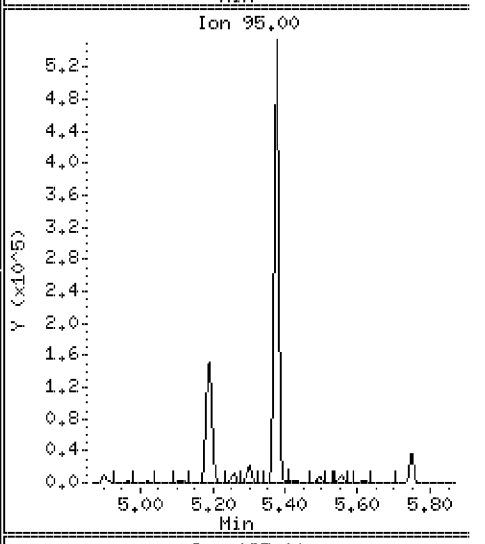

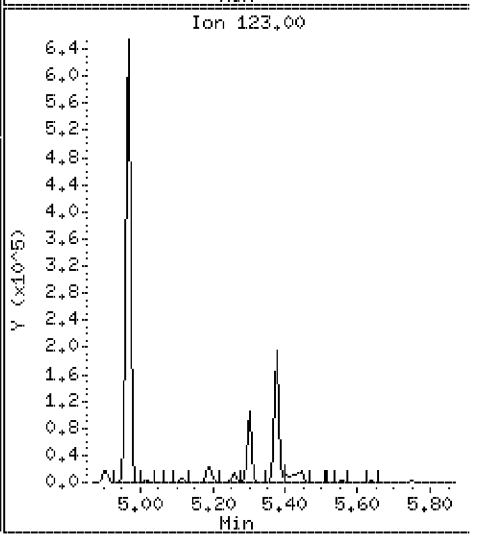

Data File: \\Svecd04\DD\chem\smsd03.i\S3042312.b\8270CAL7.D

Date : 23-APR-2012 10:23

Client ID: 8270CAL7 Instrument: smsd03.i

Sample Info: 45921

Purge Volume: 1000.0 Operator: PEL

Column phase: HPMS-5 Column diameter: 0.25

40 Benzoic Acid Concentration: 100 ug/l

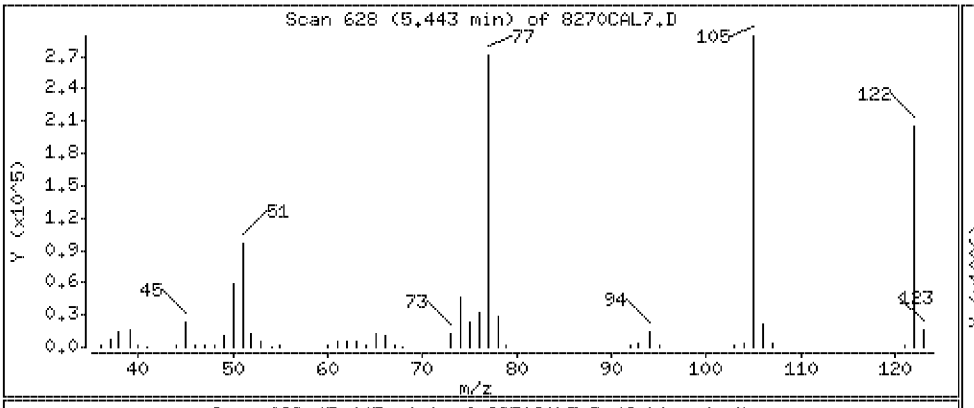

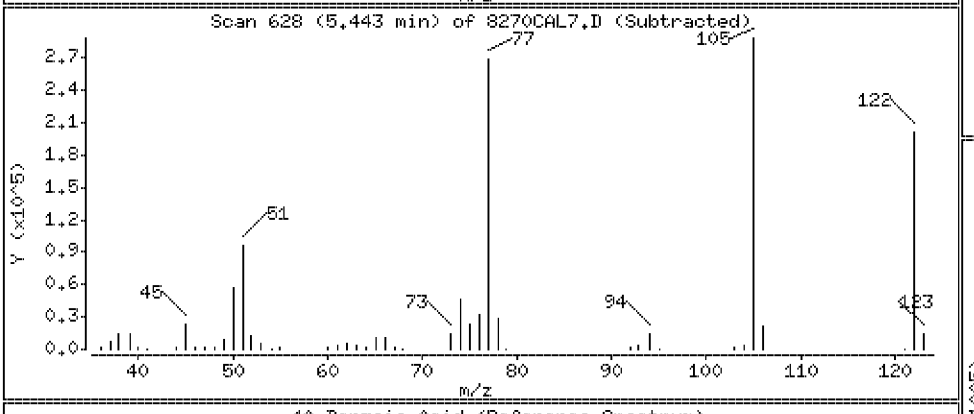

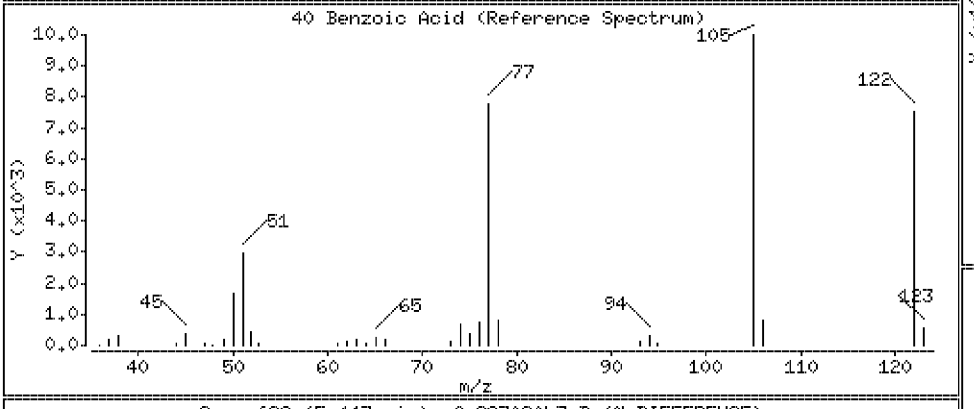

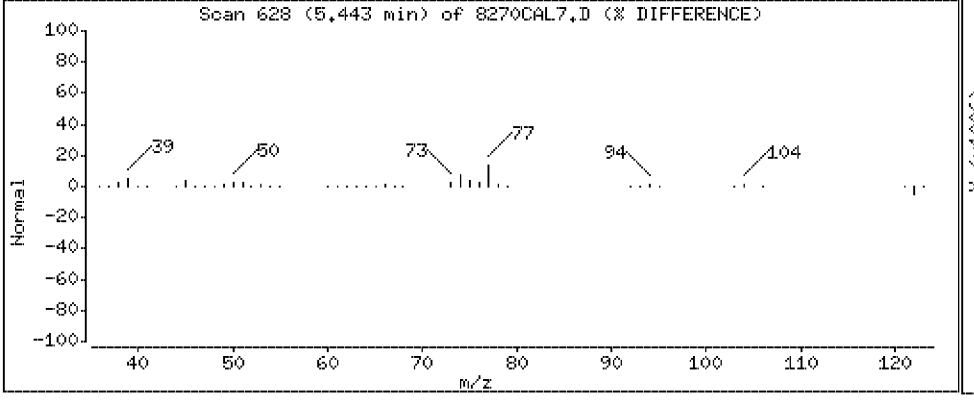

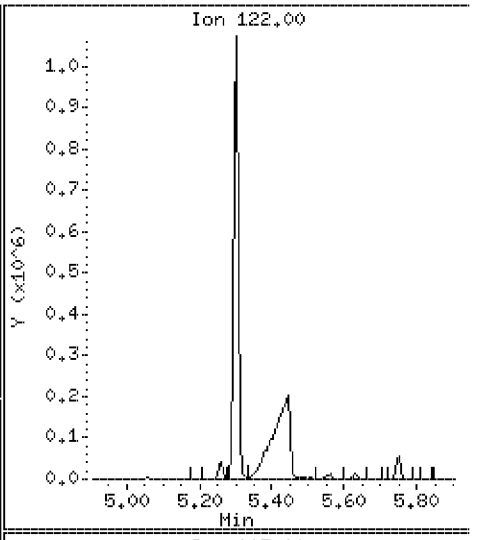

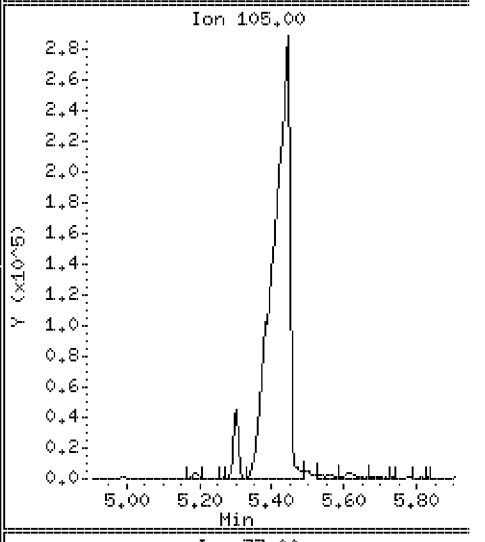

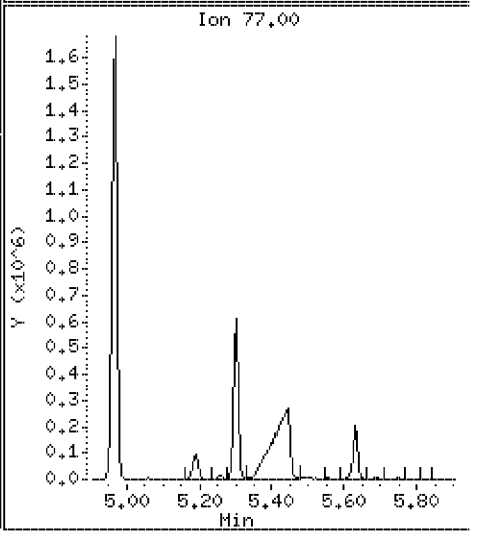

Data File: \\Svecd04\DD\chem\smsd03.i\S3042312.b\8270CAL7.D

Date : 23-APR-2012 10:23

Client ID: 8270CAL7 Instrument: smsd03.i

Sample Info: 45921

Purge Volume: 1000.0 Operator: PEL

Column phase: HPMS-5 Column diameter: 0.25

41 2,4-Dichlorophenol Concentration: 107 ug/l

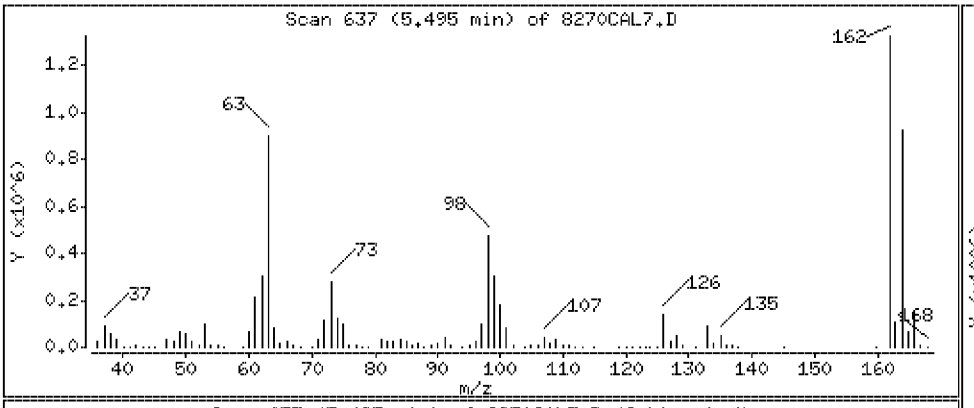

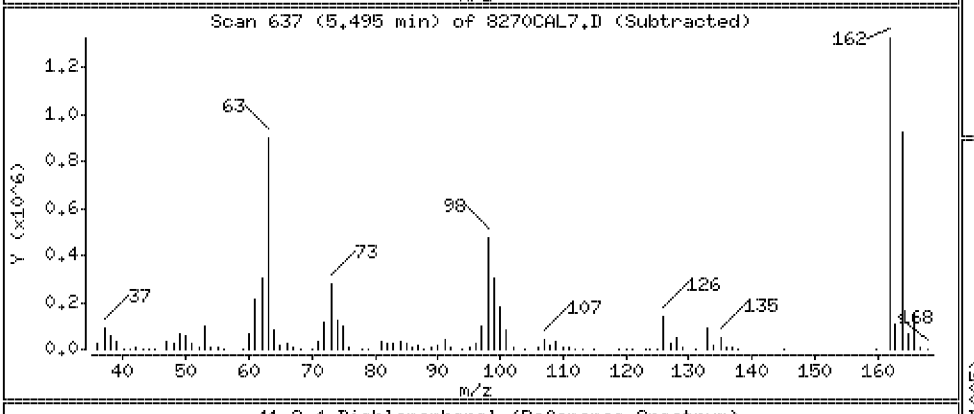

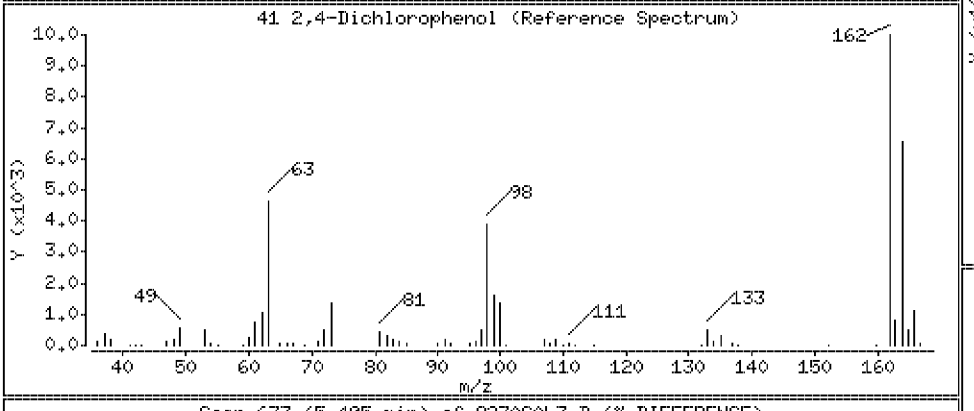

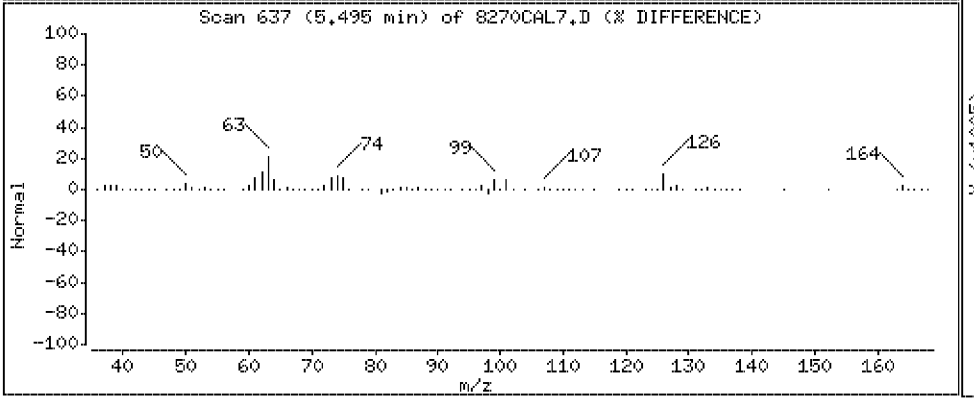

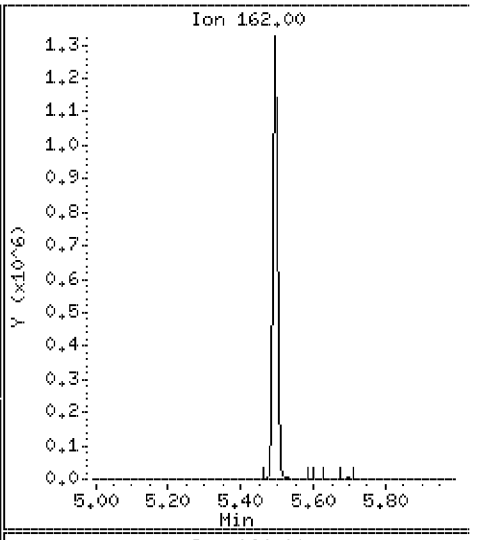

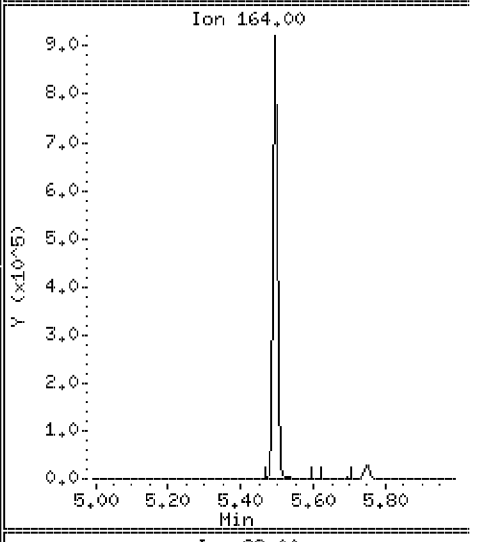

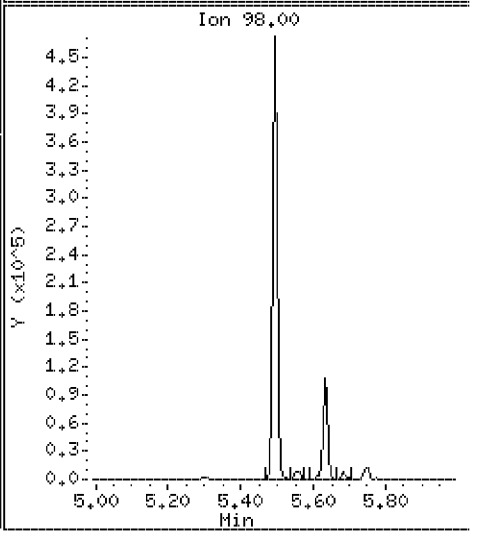

Data File: \\Svecd04\DD\chem\smsd03.i\S3042312.b\8270CAL7.D

Date : 23-APR-2012 10:23

Client ID: 8270CAL7 Instrument: smsd03.i

Sample Info: 45921

Purge Volume: 1000.0 Operator: PEL

Column phase: HPMS-5 Column diameter: 0.25

42 1,2,4-Trichlorobenzene Concentration: 104 ug/l

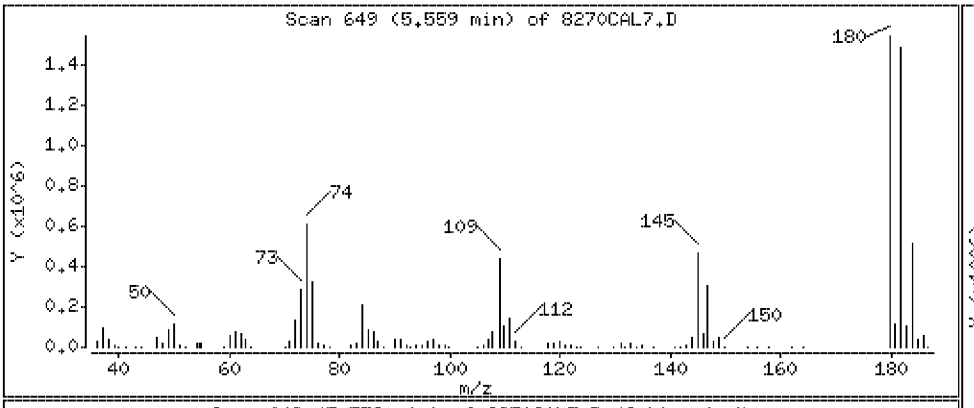

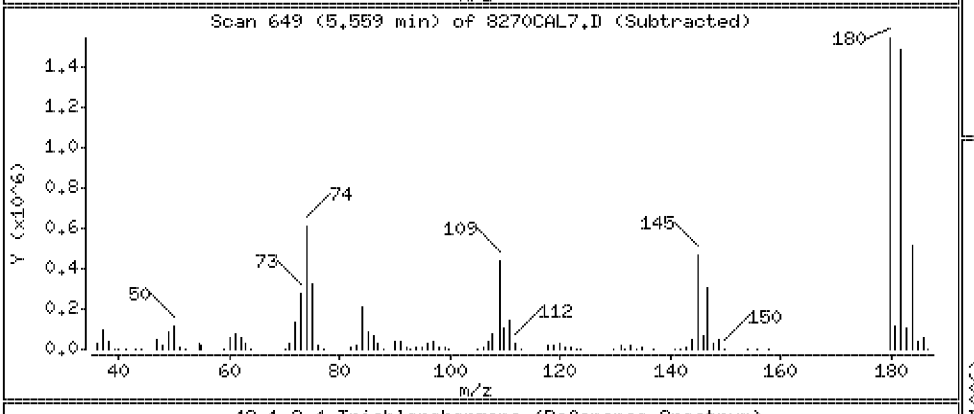

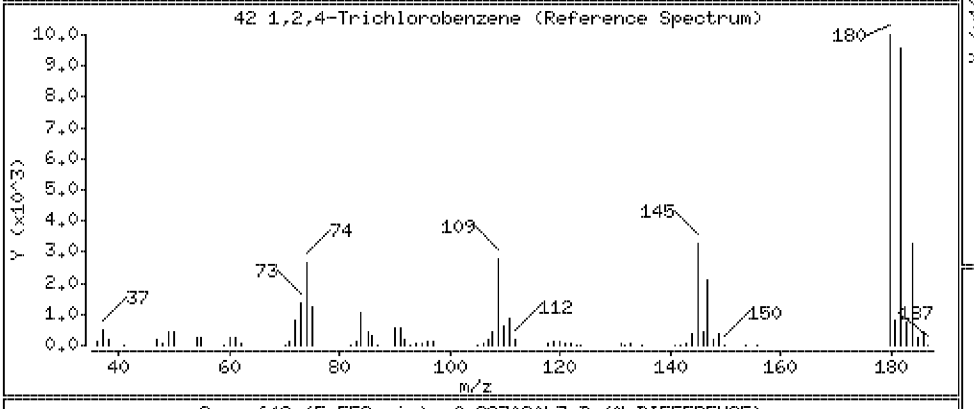

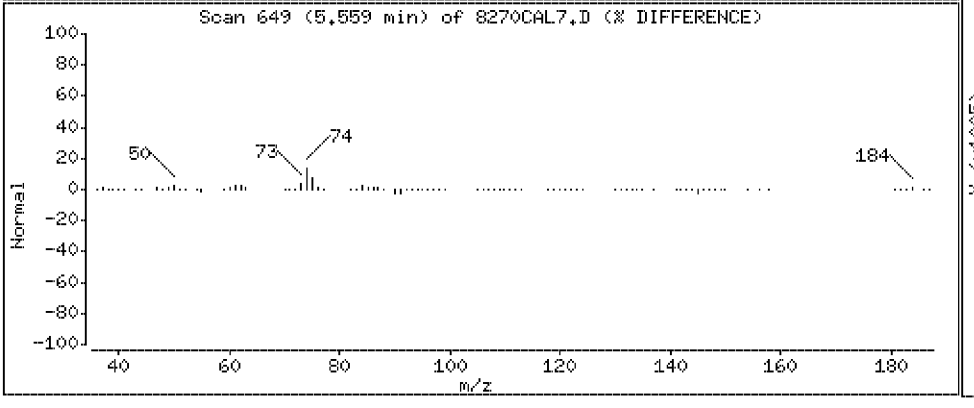

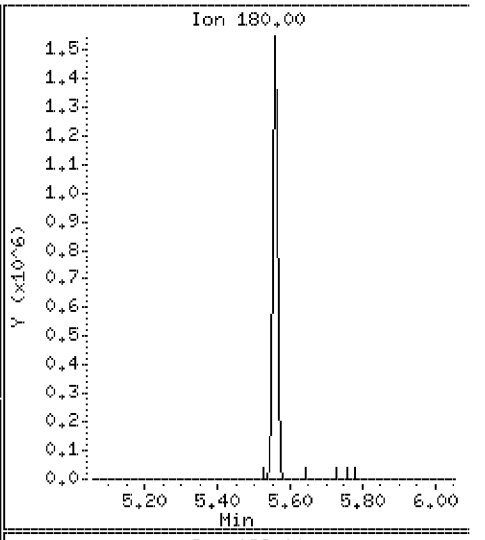

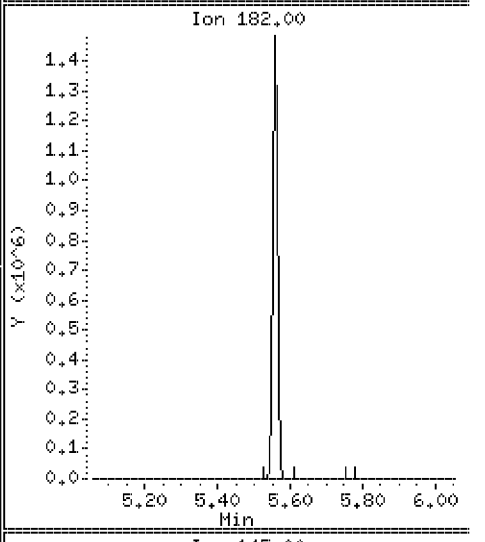

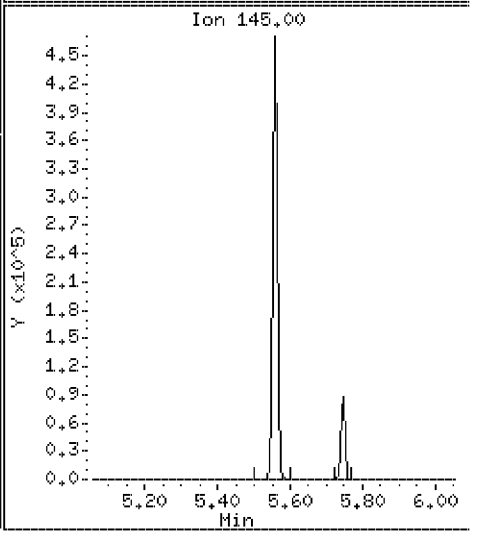

Data File: \\Svecd04\DD\chem\smsd03.i\S3042312.b\8270CAL7.D

Date : 23-APR-2012 10:23

Client ID: 8270CAL7

Instrument: smsd03.i

Sample Info: 45921

Purge Volume: 1000.0

Operator: PEL

Column phase: HPMS-5

Column diameter: 0.25

44 Naphthalene

Concentration: 97.9 ug/l

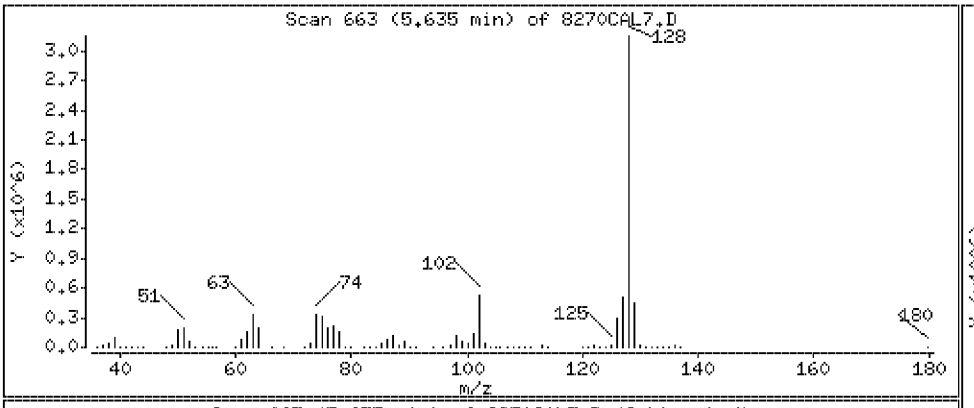

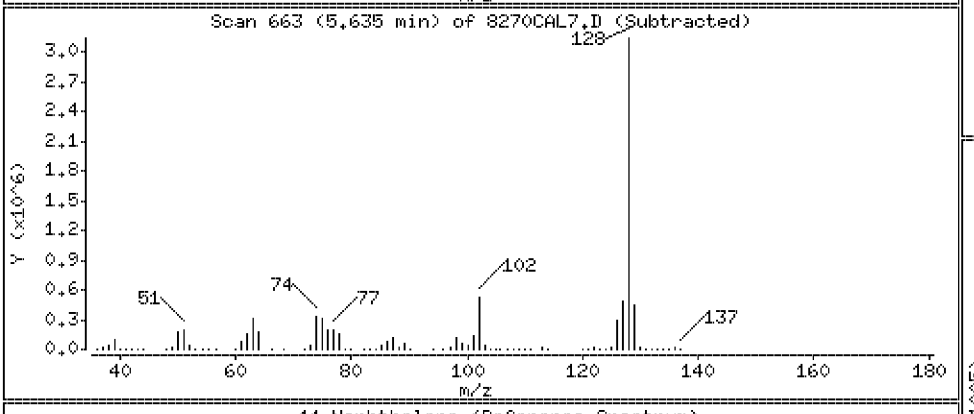

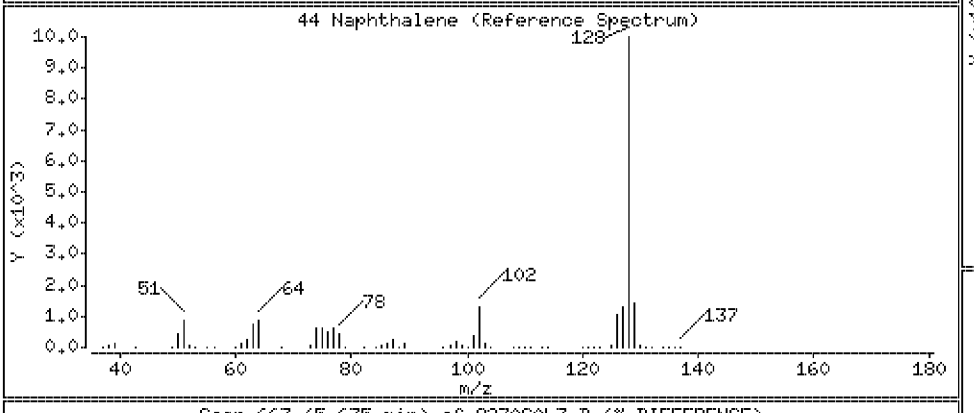

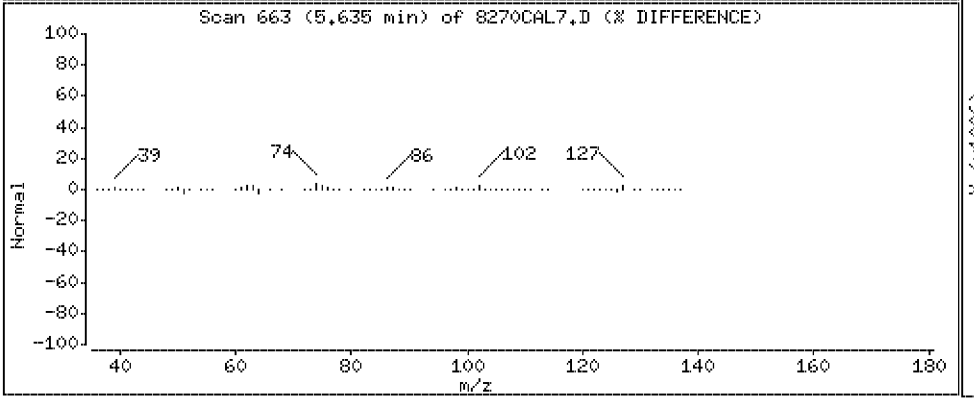

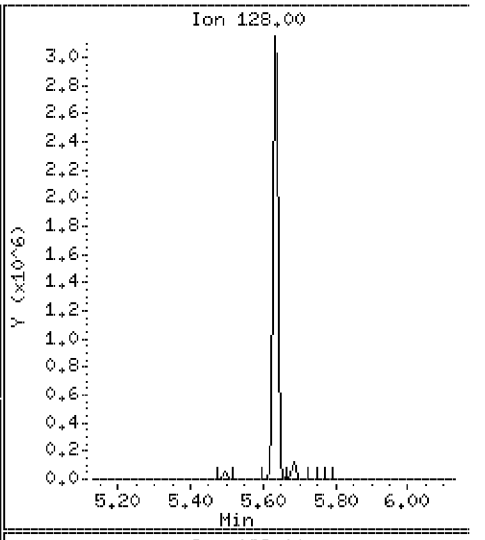

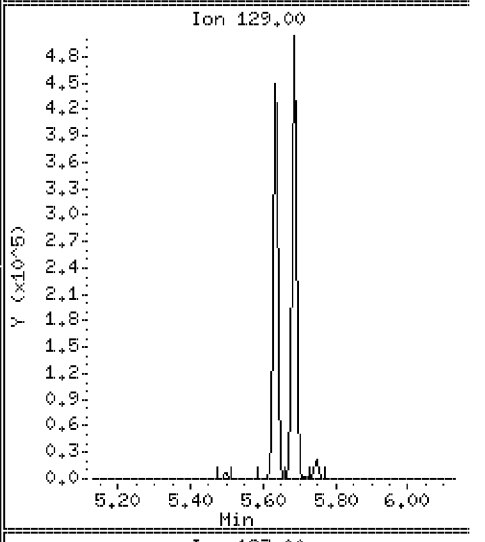

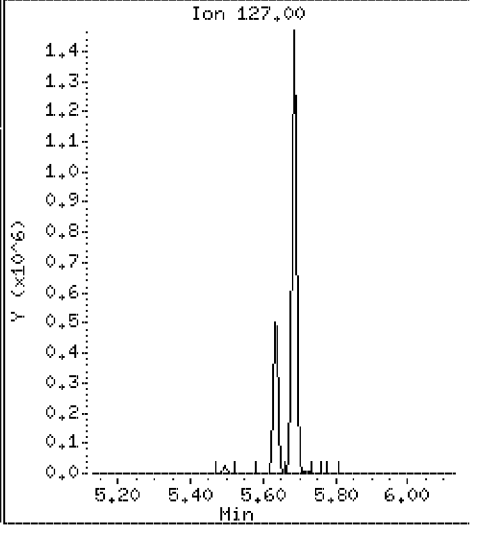

Data File: \\Svecd04\DD\chem\smsd03.i\S3042312.b\8270CAL7.D

Date : 23-APR-2012 10:23

Client ID: 8270CAL7 Instrument: smsd03.i

Sample Info: 45921

Purge Volume: 1000.0 Operator: PEL

Column phase: HPMS-5 Column diameter: 0.25

45 4-Chloroaniline Concentration: 101 ug/l

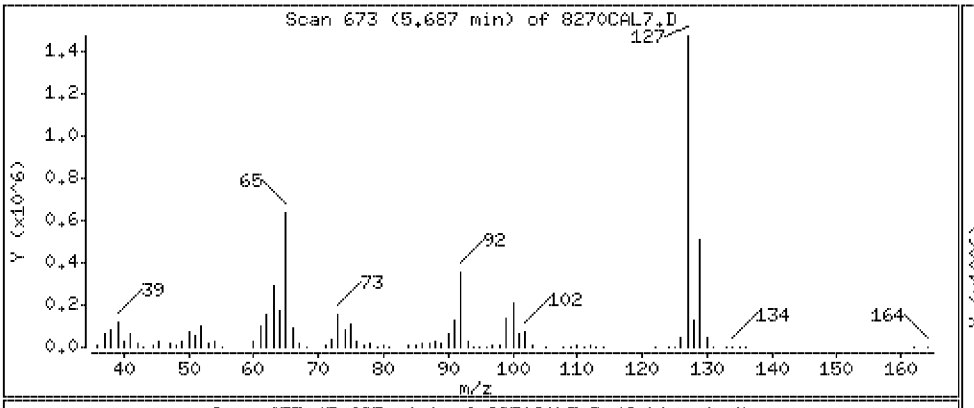

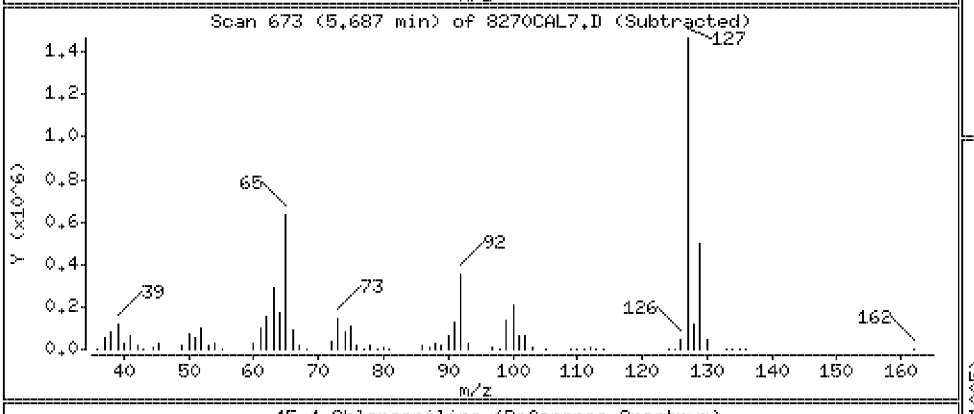

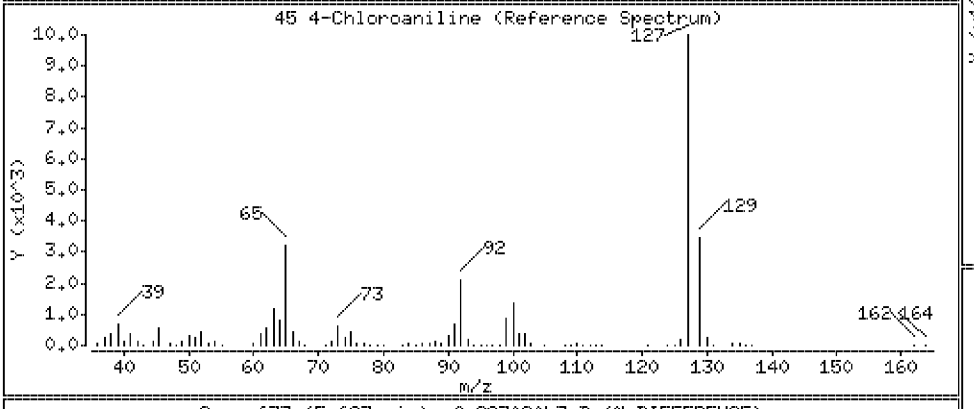

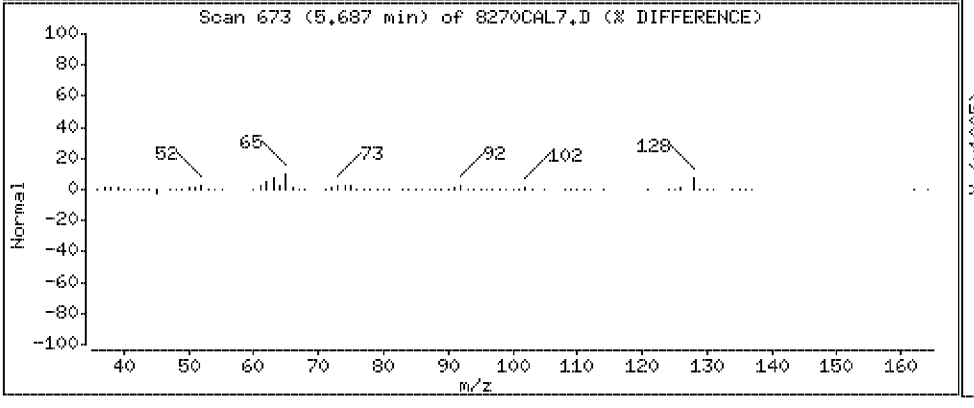

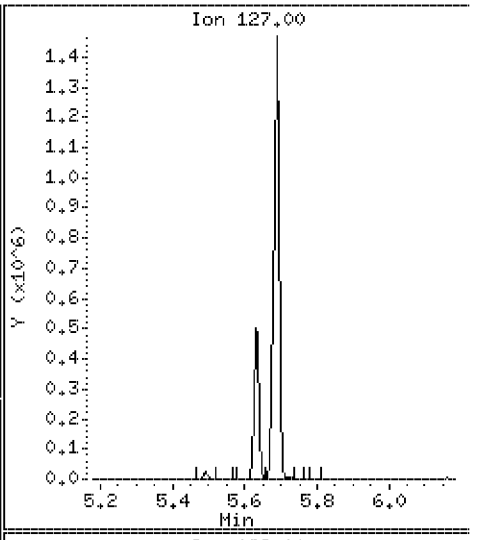

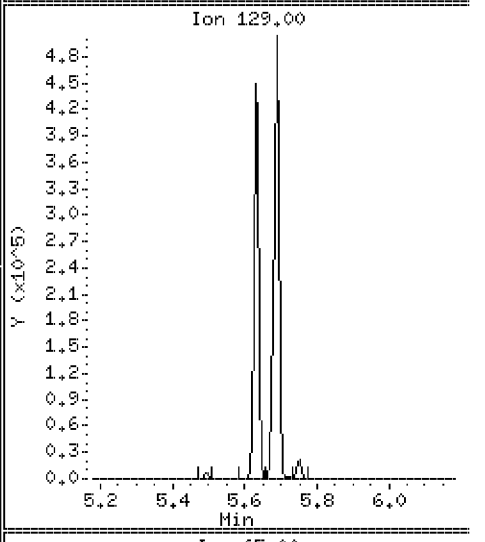

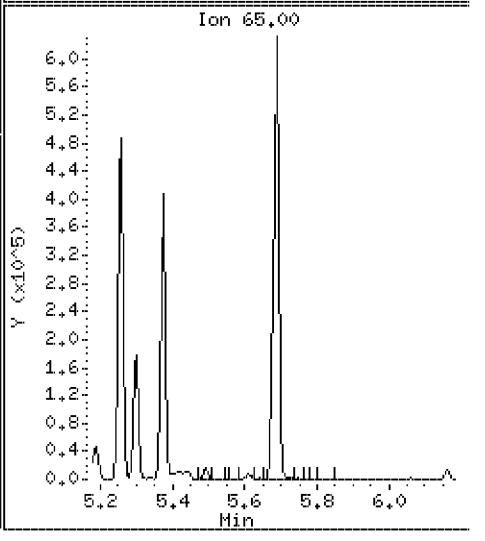

Data File: \\Svecd04\DD\chem\smsd03.i\S3042312.b\8270CAL7.D

Date : 23-APR-2012 10:23

Client ID: 8270CAL7 Instrument: smsd03.i

Sample Info: 45921

Purge Volume: 1000.0 Operator: PEL

Column phase: HPMS-5 Column diameter: 0.25

48 Hexachlorobutadiene Concentration: 105 ug/l

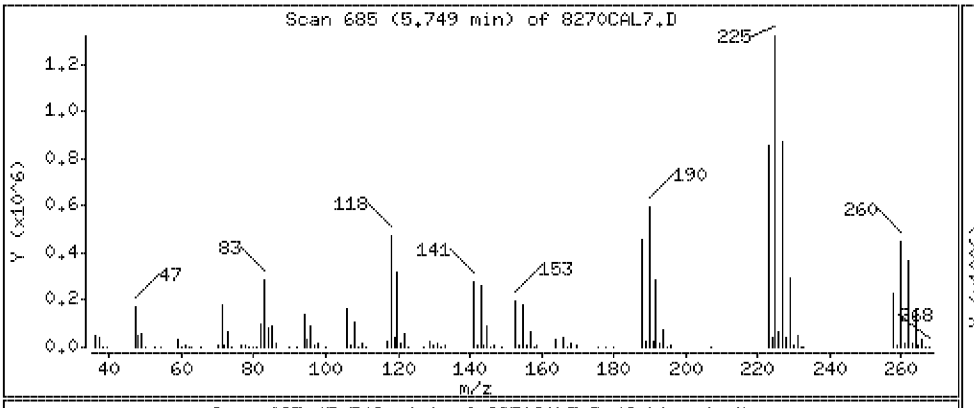

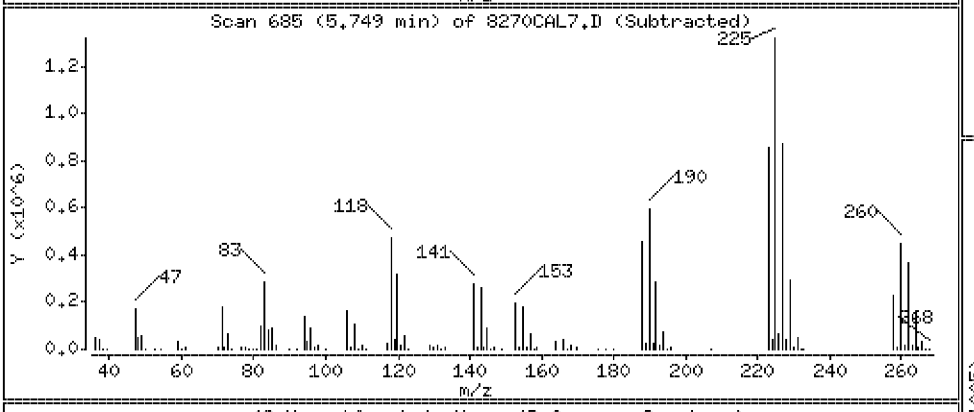

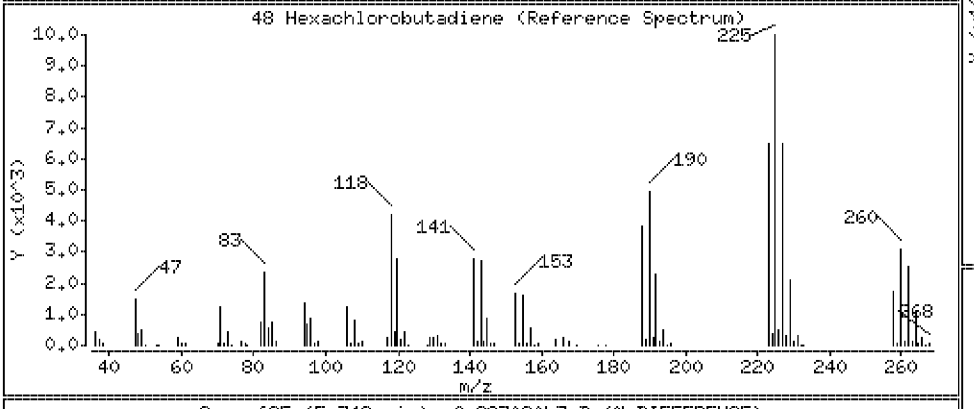

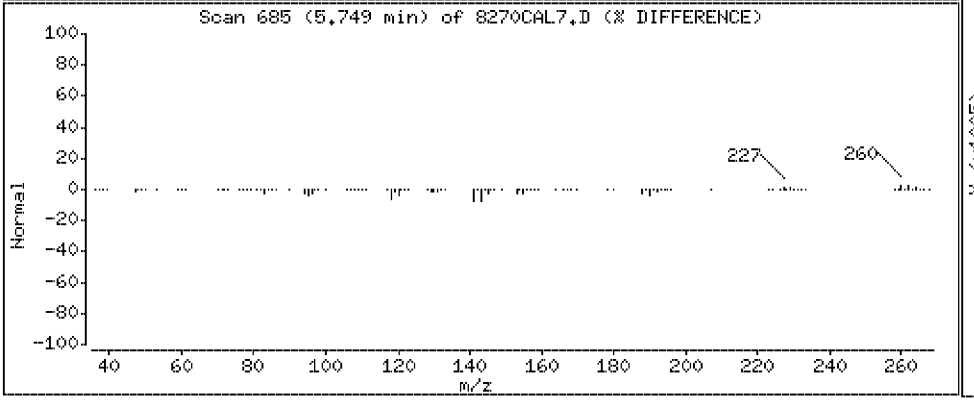

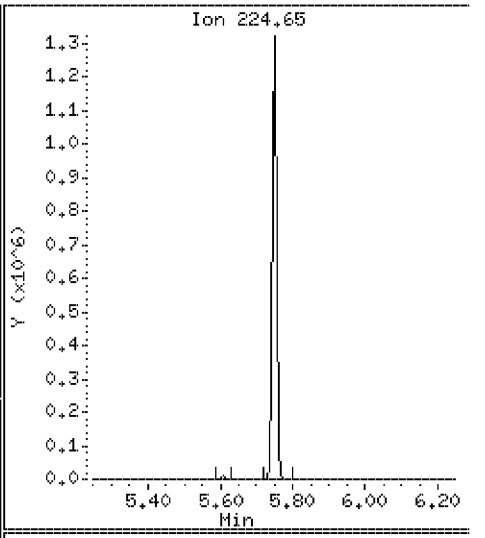

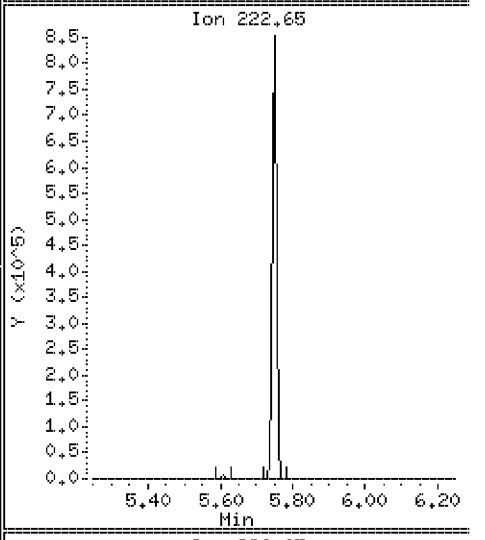

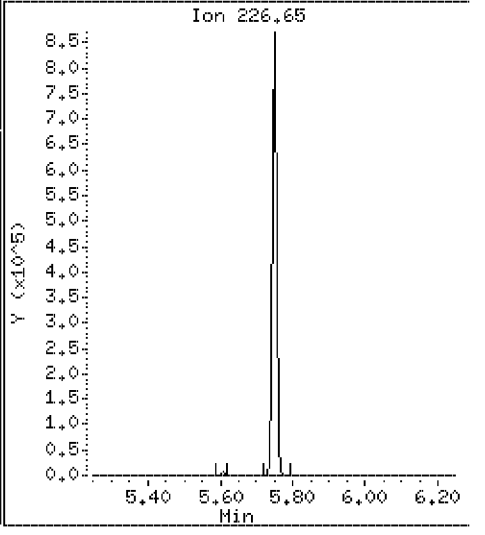

Data File: \\Svecd04\DD\chem\smsd03.i\S3042312.b\8270CAL7.D

Date : 23-APR-2012 10:23

Client ID: 8270CAL7 Instrument: smsd03.i

Sample Info: 45921

Purge Volume: 1000.0 Operator: PEL

Column phase: HPMS-5 Column diameter: 0.25

51 4-Chloro-3-methylphenol Concentration: 106 ug/l

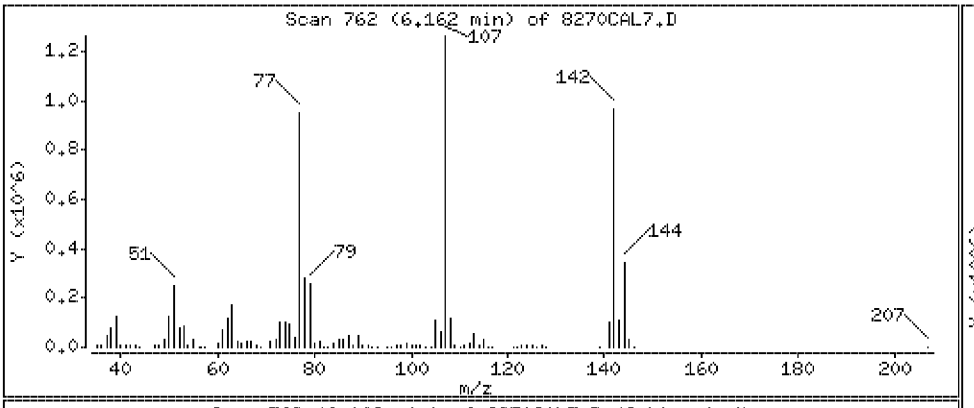

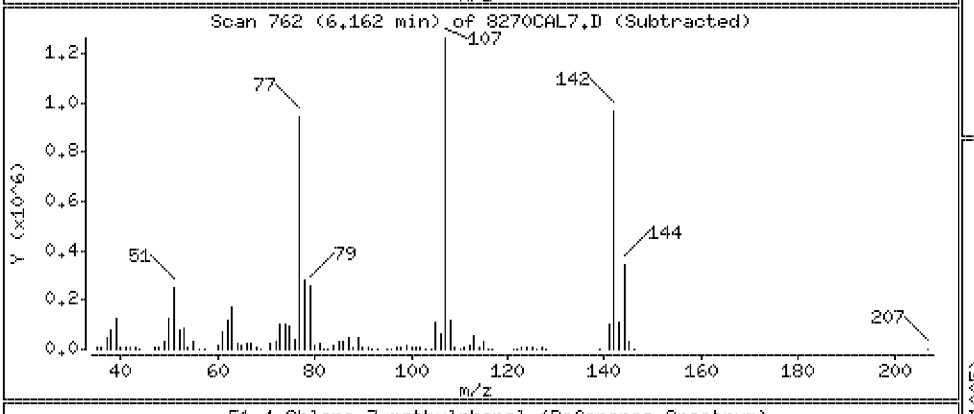

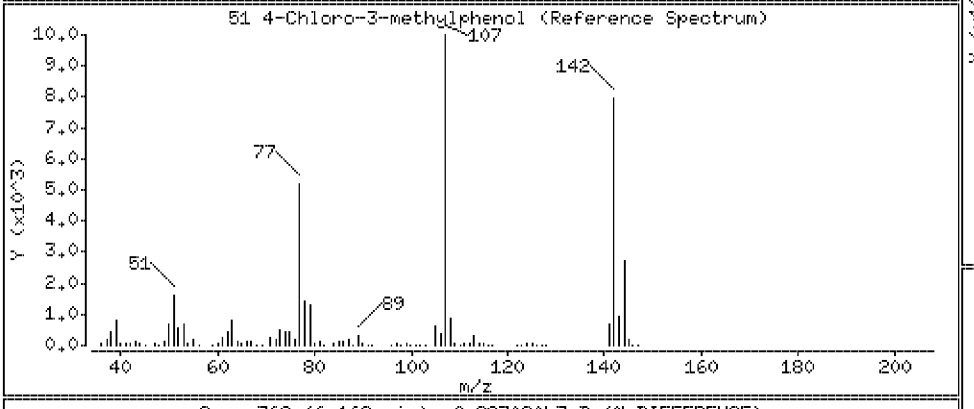

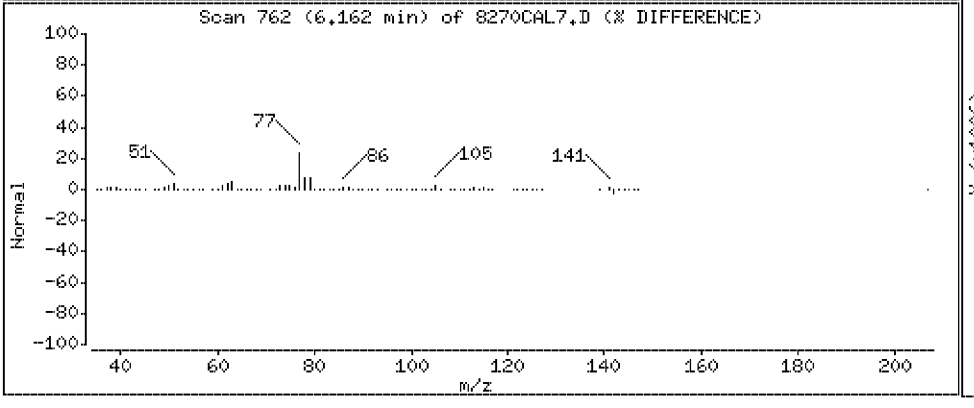

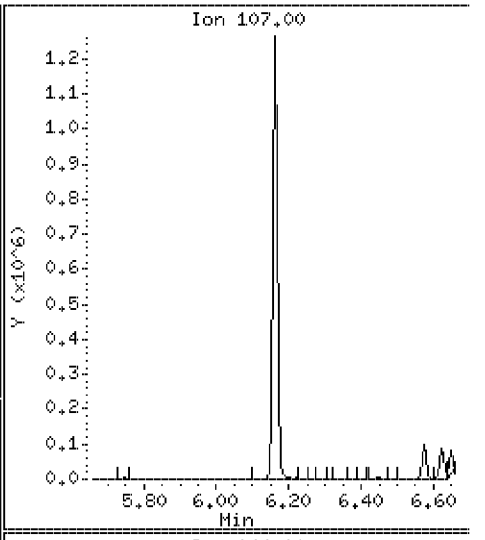

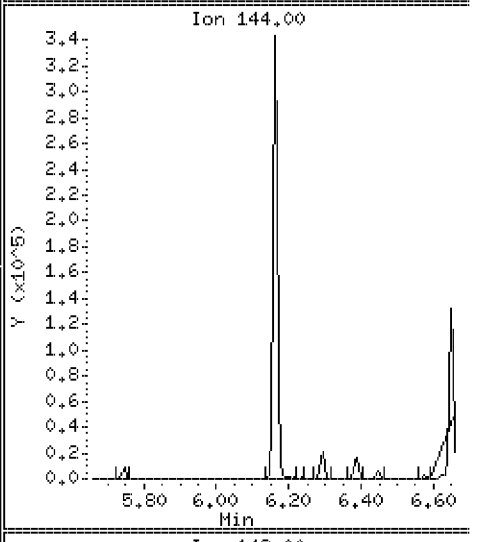

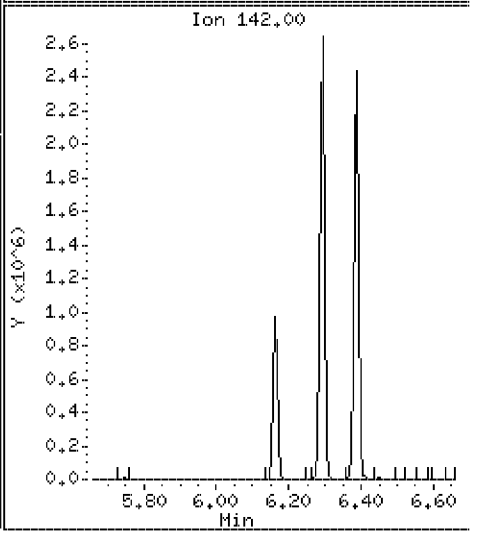

Data File: \\Svecd04\DD\chem\smsd03.i\S3042312.b\8270CAL7.D

Date : 23-APR-2012 10:23

Client ID: 8270CAL7 Instrument: smsd03.i

Sample Info: 45921

Purge Volume: 1000.0 Operator: PEL

Column phase: HPMS-5 Column diameter: 0.25

53 2-Methylnaphthalene Concentration: 103 ug/l

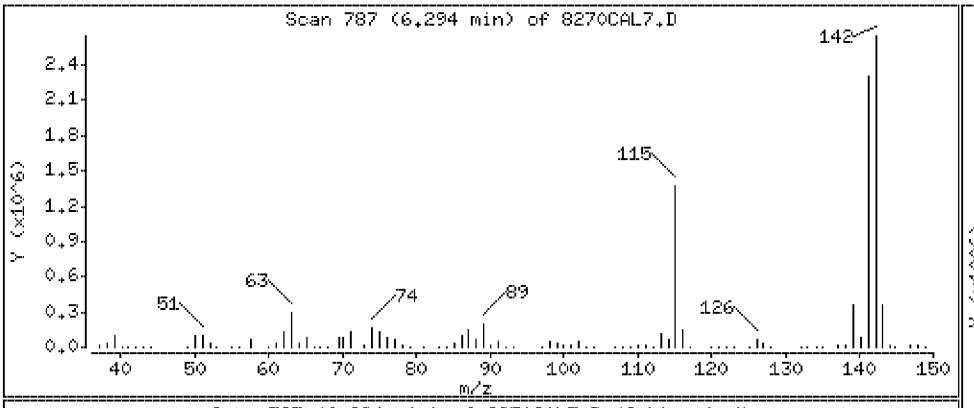

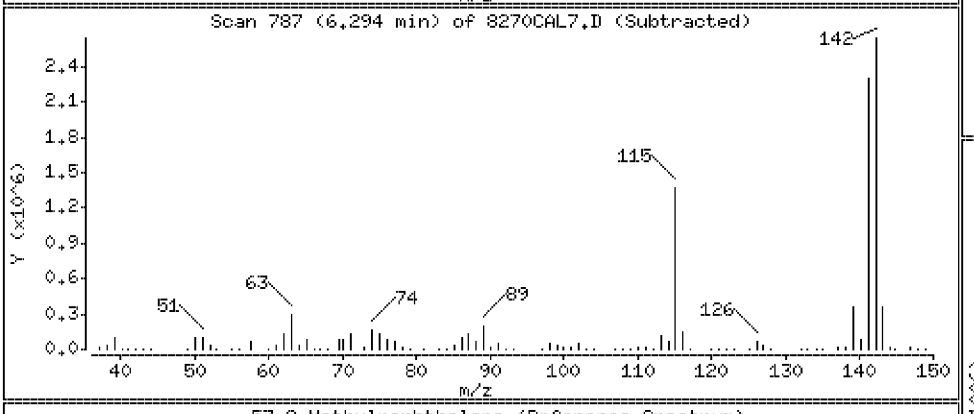

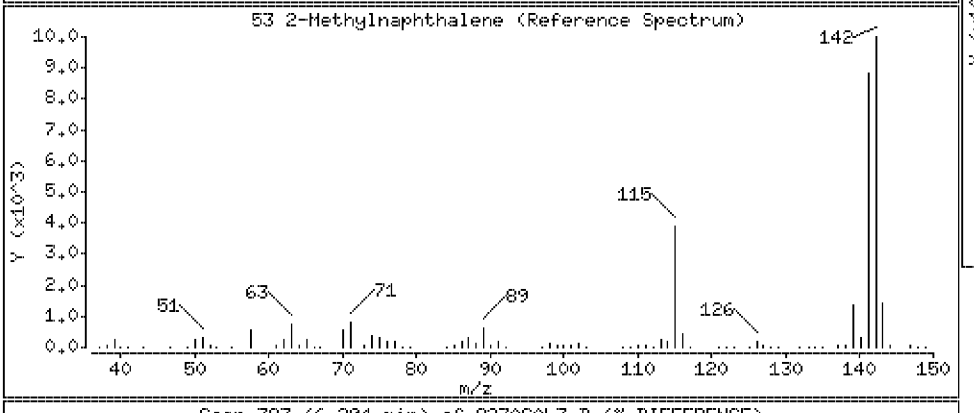

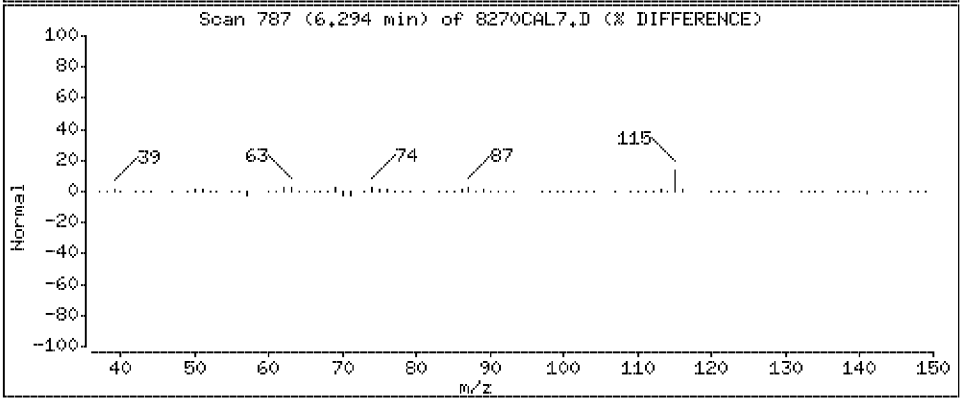

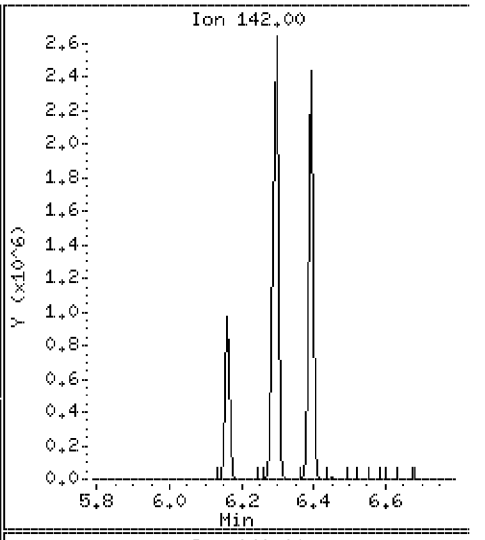

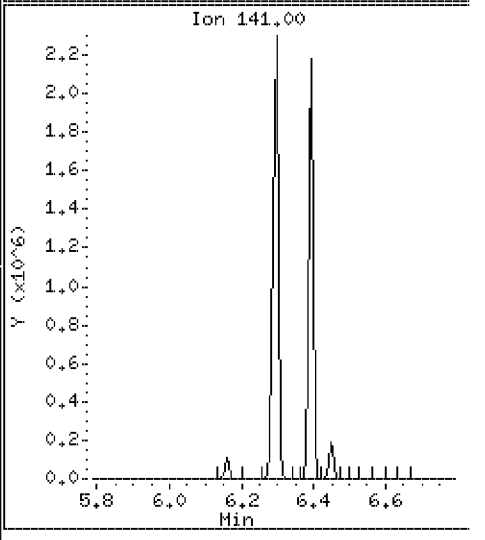

Data File: \\Svecd04\DD\chem\smsd03.i\S3042312.b\8270CAL7.D

Date : 23-APR-2012 10:23

Client ID: 8270CAL7 Instrument: smsd03.i

Sample Info: 45921

Purge Volume: 1000.0 Operator: PEL

Column phase: HPMS-5 Column diameter: 0.25

54 1-Methylnaphthalene Concentration: 105 ug/l

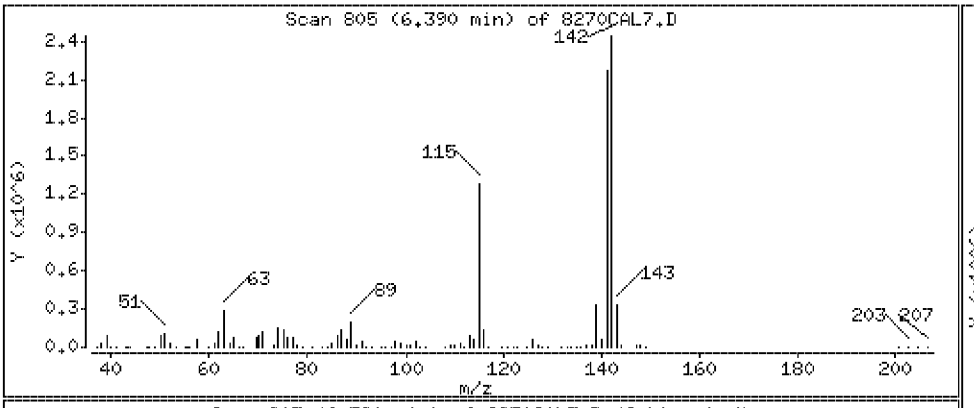

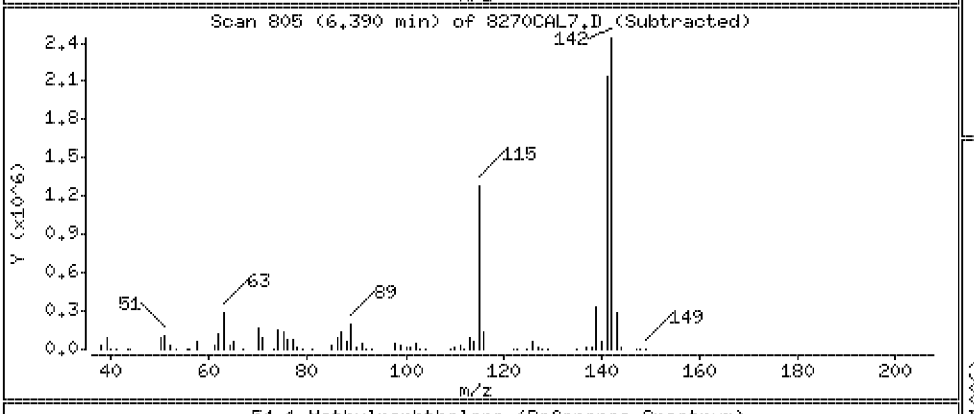

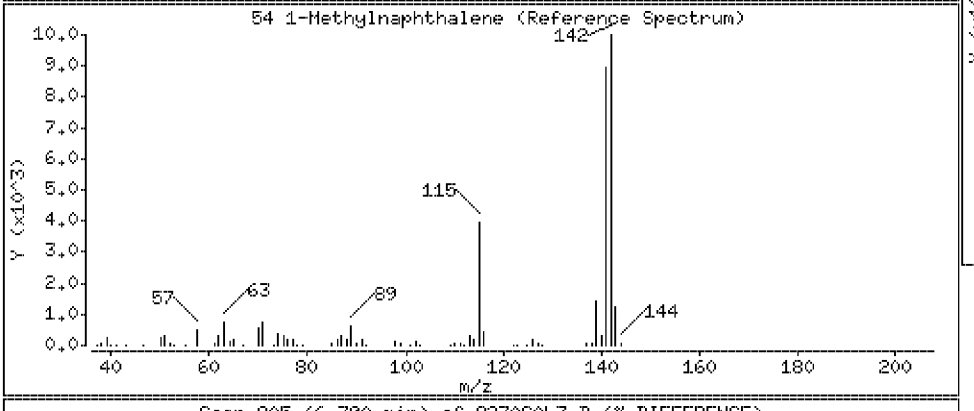

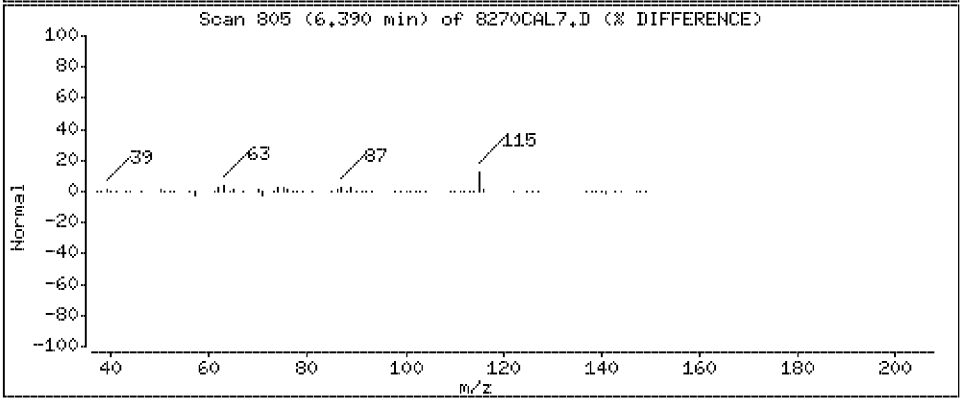

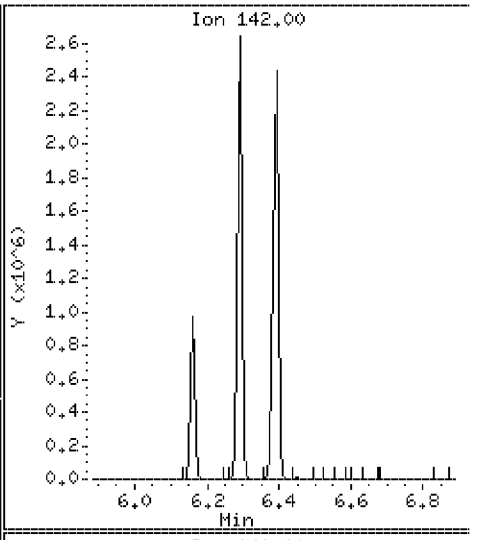

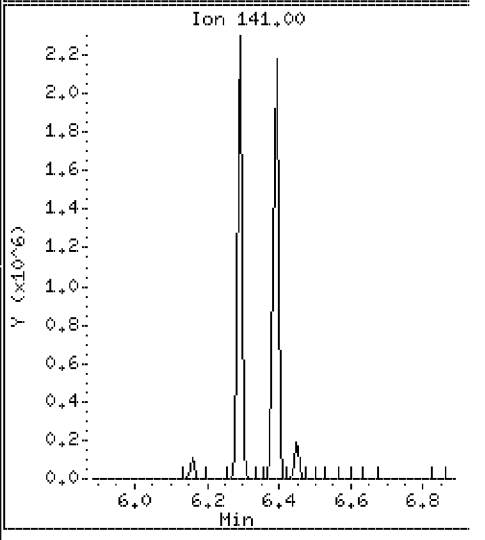

Data File: \\Svecd04\DD\chem\smsd03.i\S3042312.b\8270CAL7.D

Date : 23-APR-2012 10:23

Client ID: 8270CAL7

Instrument: smsd03.i

Sample Info: 45921

Purge Volume: 1000.0

Operator: PEL

Column phase: HPMS-5

Column diameter: 0.25

55 Hexachlorocyclopentadiene

Concentration: 109 ug/l

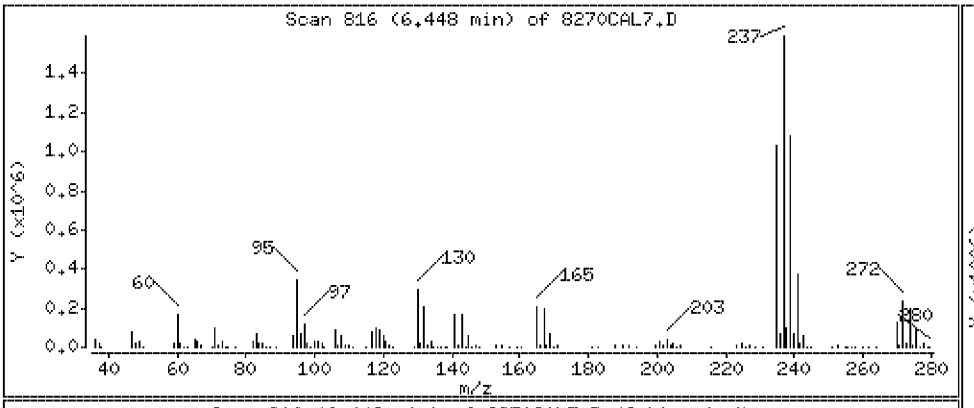

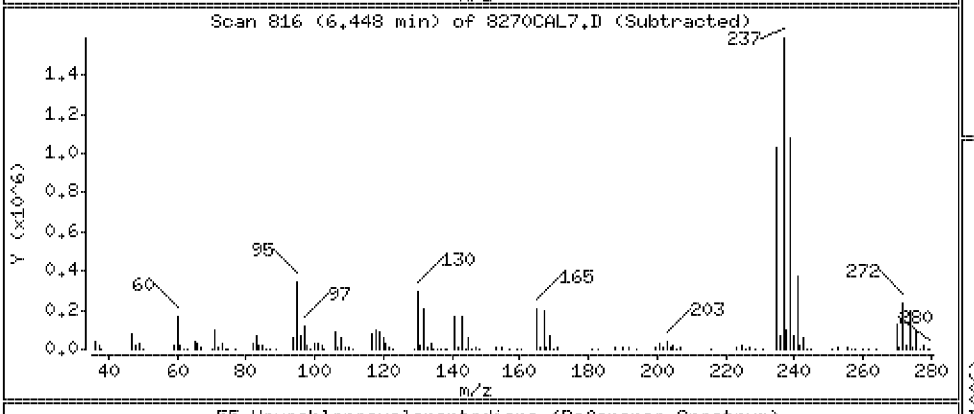

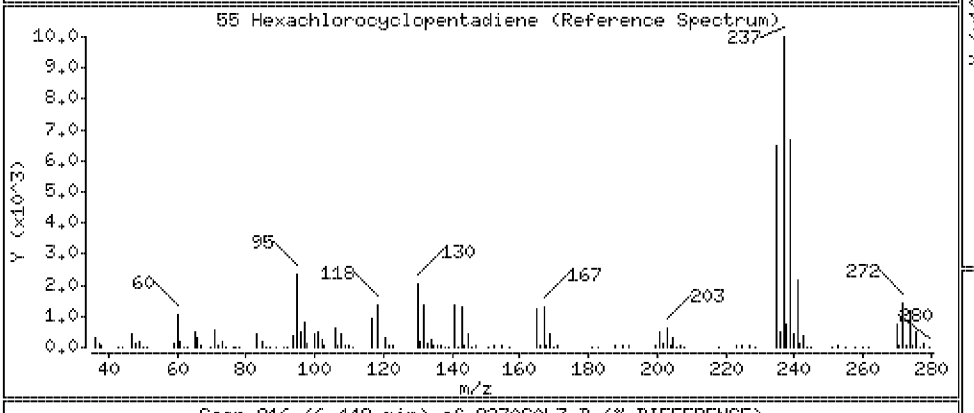

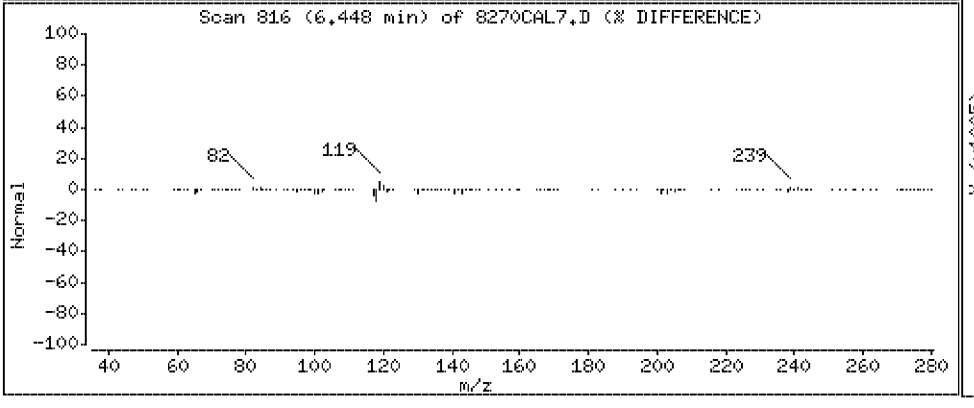

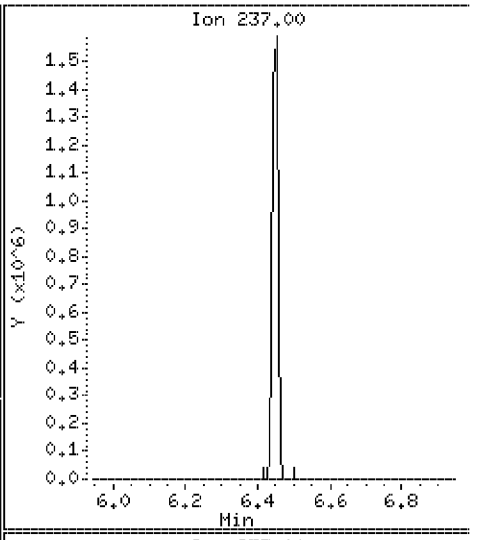

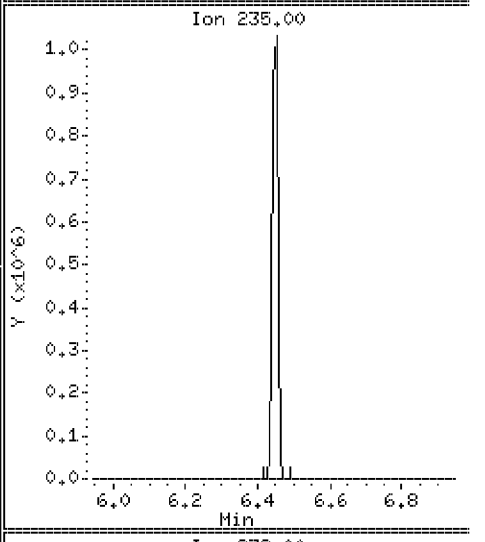

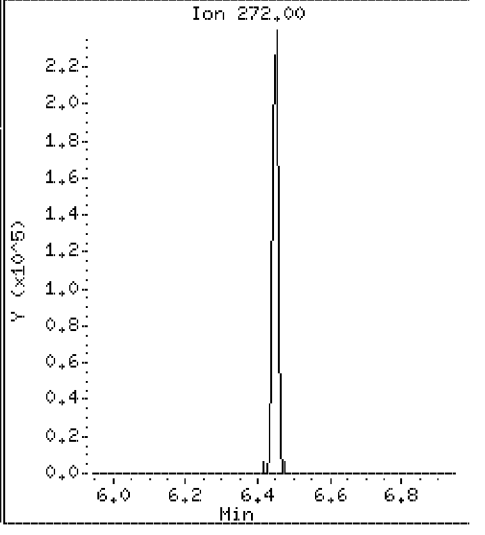

Data File: \\Svecd04\DD\chem\smsd03.i\S3042312.b\8270CAL7.D

Date : 23-APR-2012 10:23

Client ID: 8270CAL7

Instrument: smsd03.i

Sample Info: 45921

Purge Volume: 1000.0

Operator: PEL

Column phase: HPMS-5

Column diameter: 0.25

57 2,4,6-Trichlorophenol

Concentration: 107 ug/l

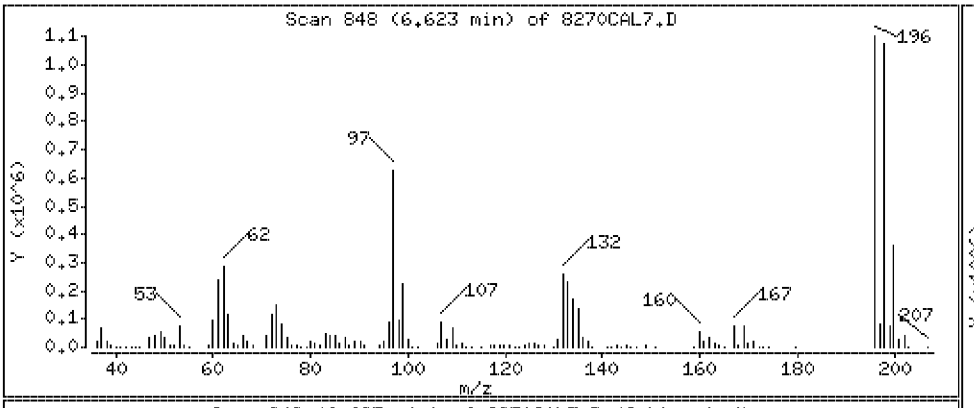

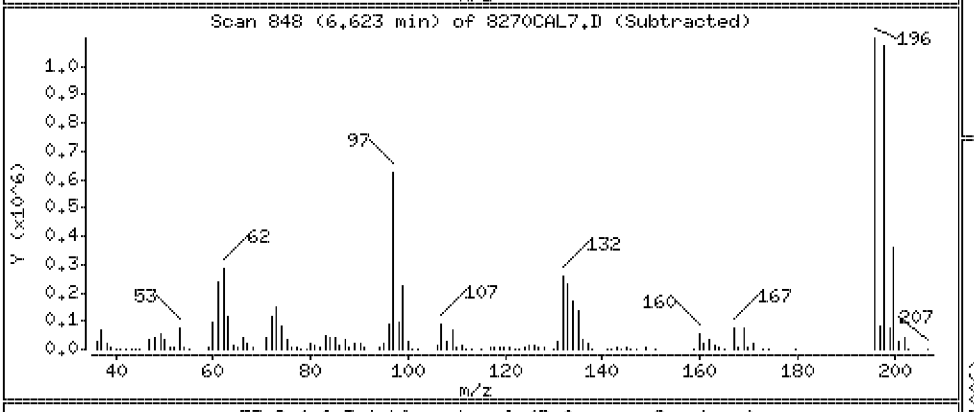

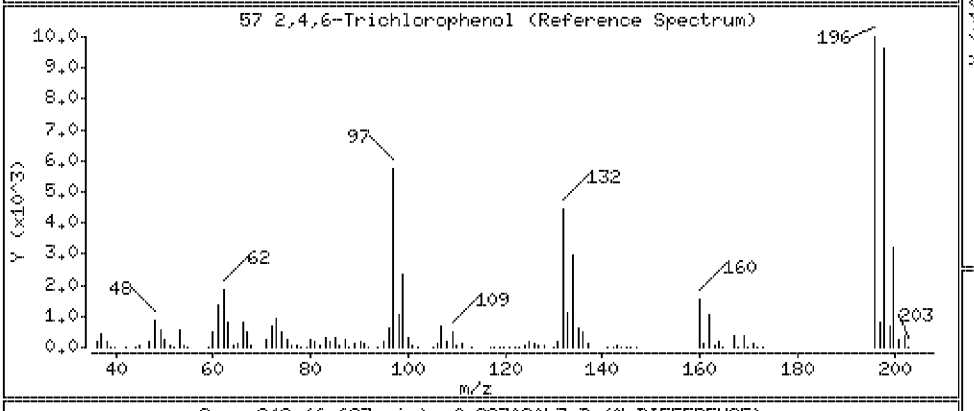

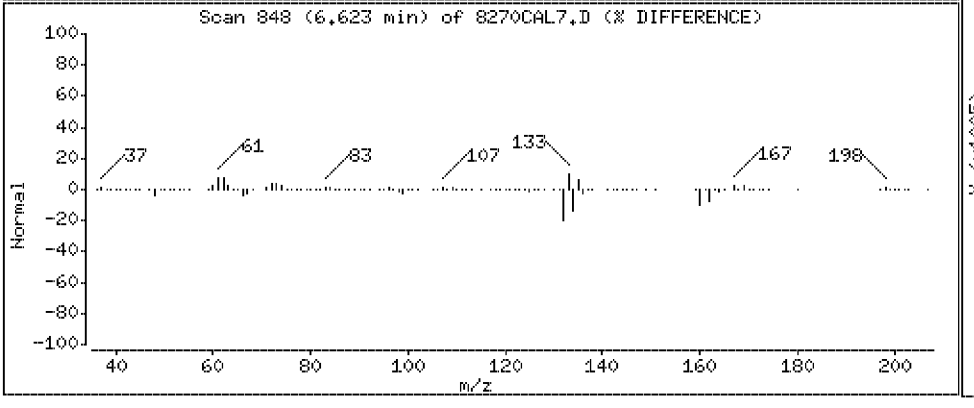

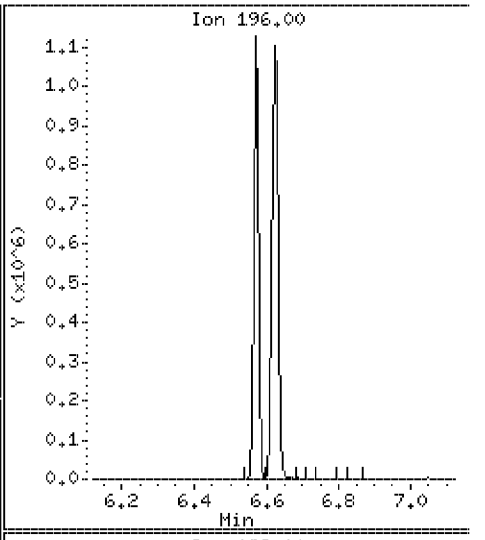

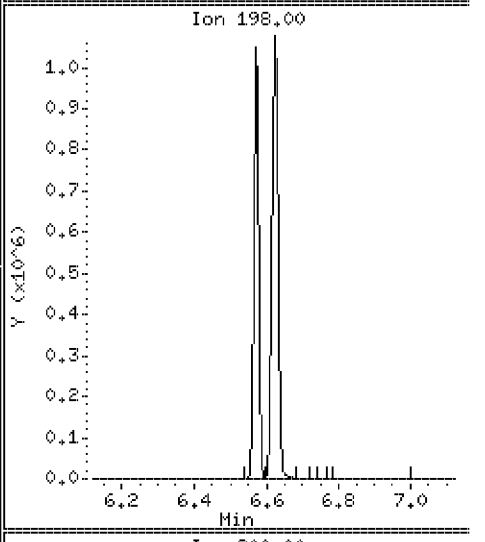

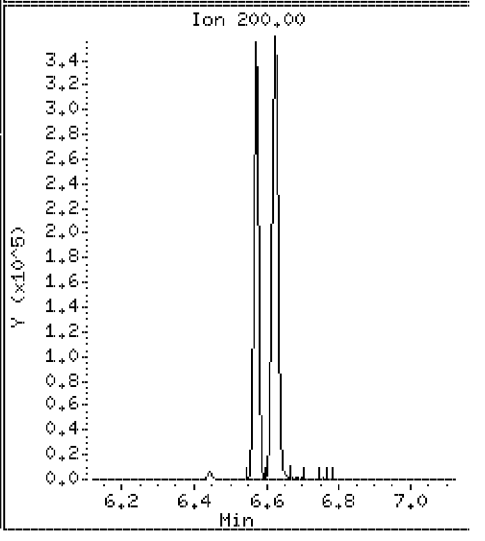

Data File: \\Svecd04\DD\chem\smsd03.i\S3042312.b\8270CAL7.D

Date : 23-APR-2012 10:23

Client ID: 8270CAL7 Instrument: smsd03.i

Sample Info: 45921

Purge Volume: 1000.0 Operator: PEL

Column phase: HPMS-5 Column diameter: 0.25

58 2,4,5-Trichlorophenol Concentration: 107 ug/l

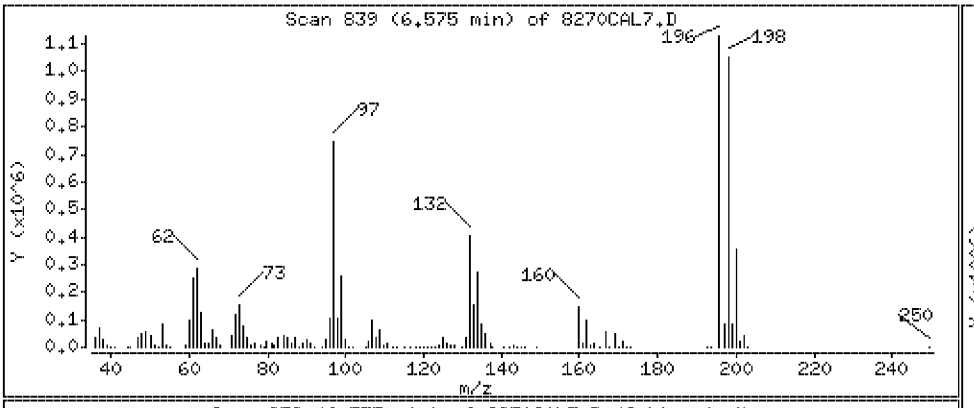

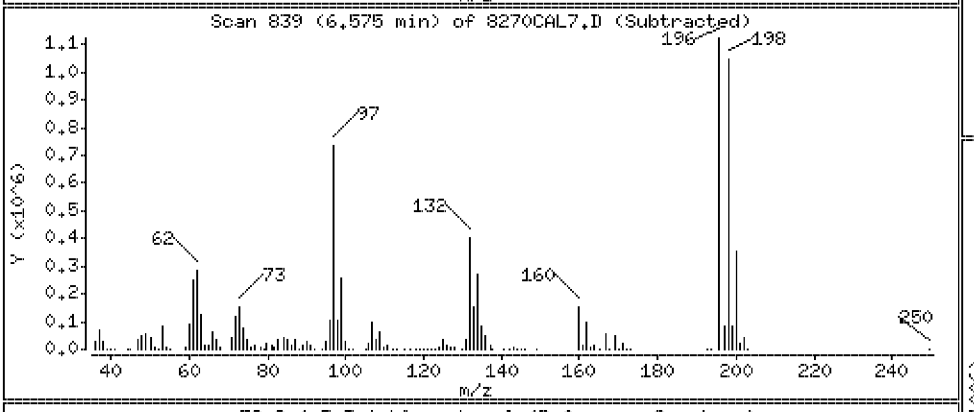

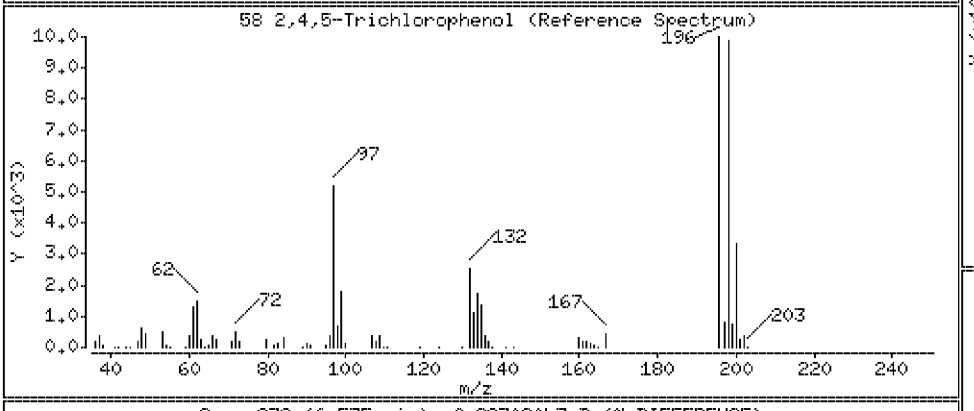

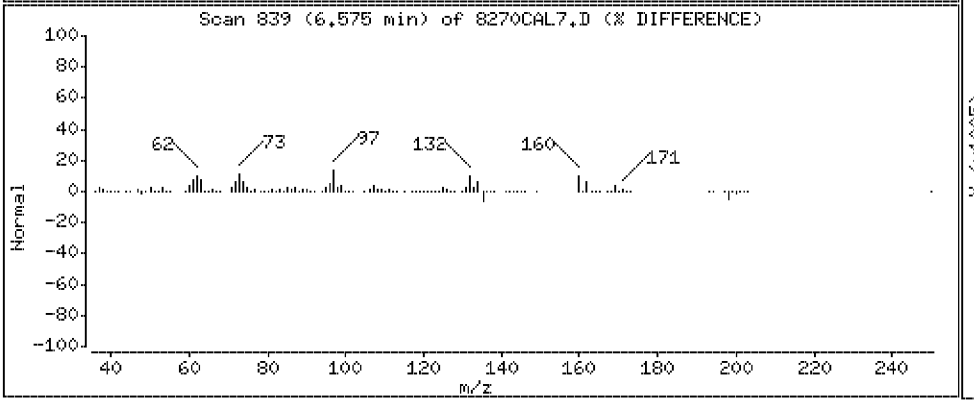

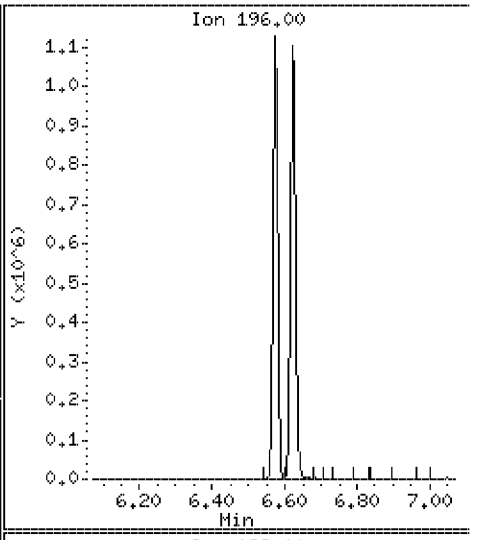

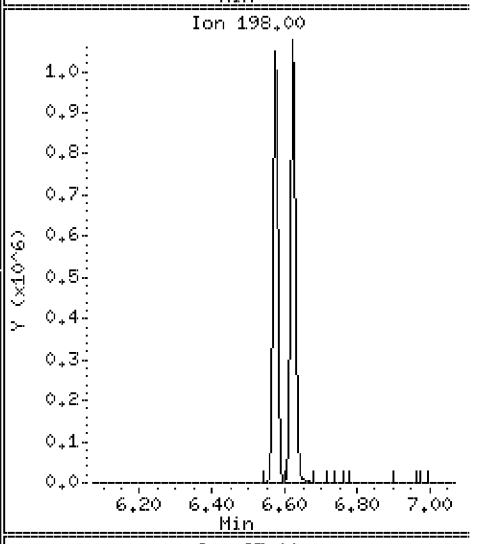

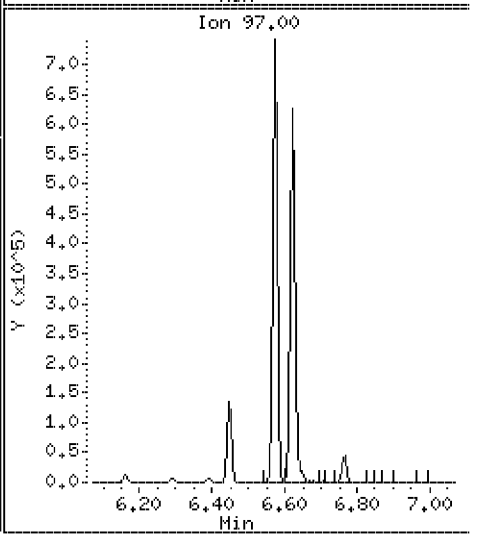

Data File: \\Svecd04\DD\chem\smsd03.i\S3042312.b\8270CAL7.D

Date : 23-APR-2012 10:23

Client ID: 8270CAL7 Instrument: smsd03.i

Sample Info: 45921

Purge Volume: 1000.0 Operator: PEL

Column phase: HPMS-5 Column diameter: 0.25

62 2-Chloronaphthalene Concentration: 103 ug/l

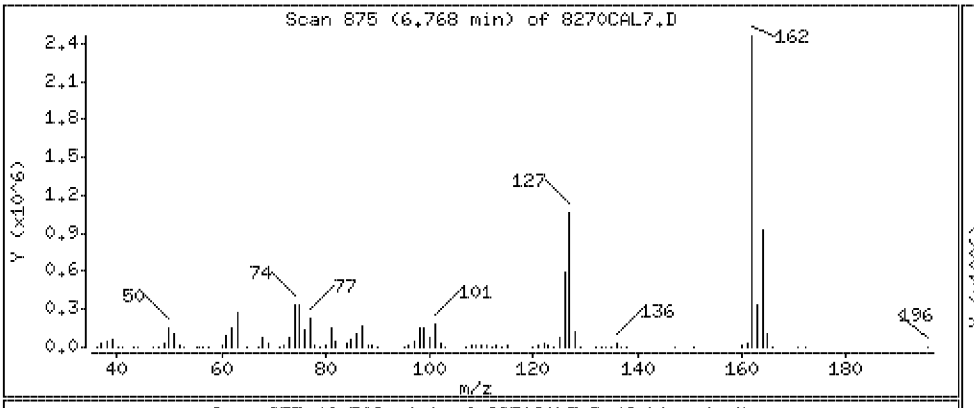

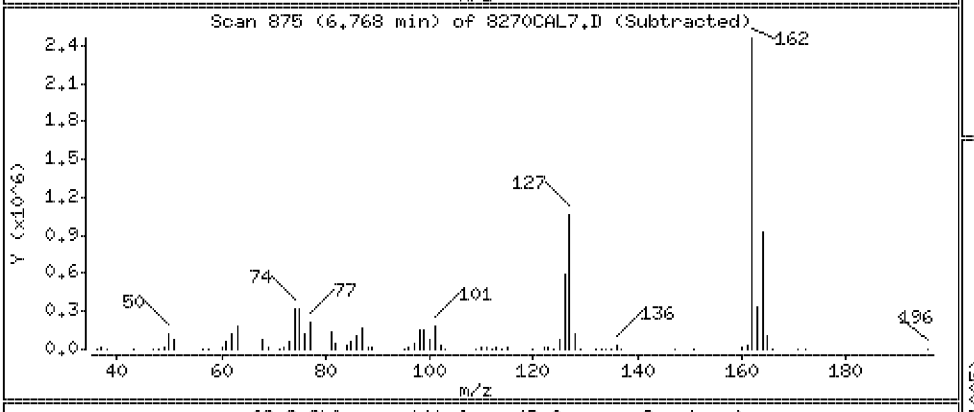

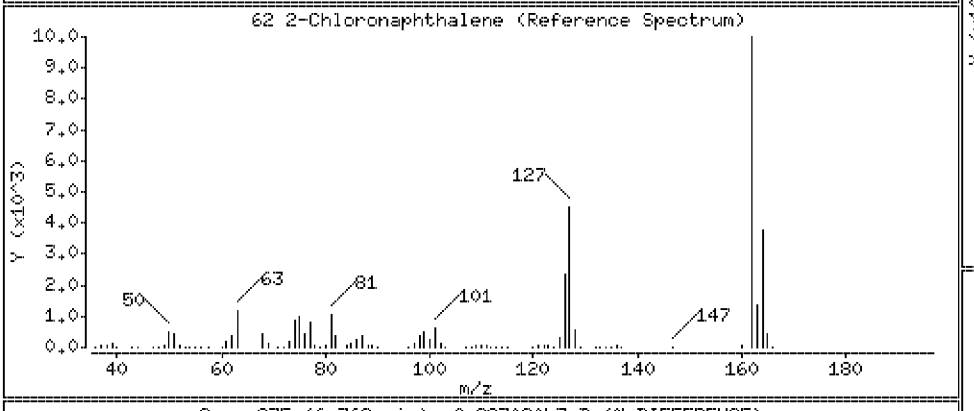

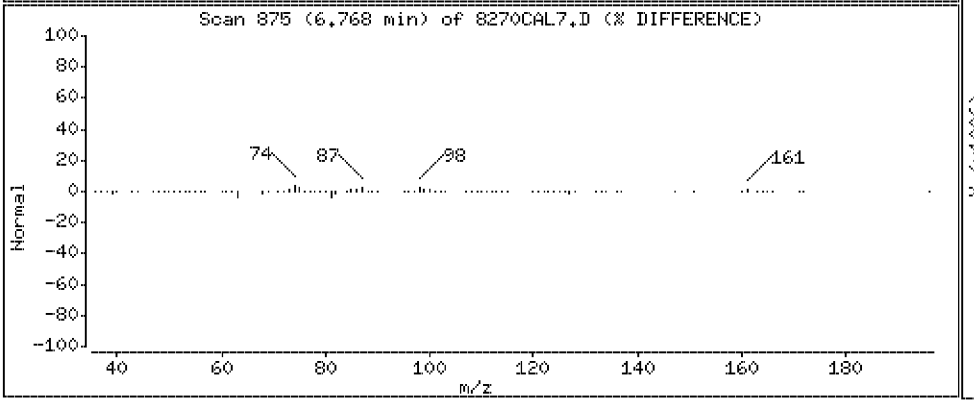

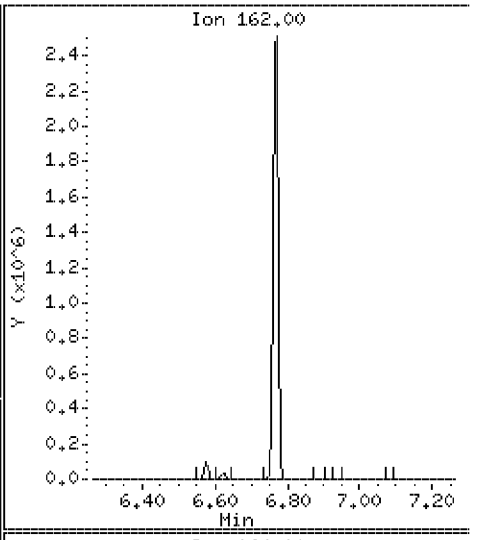

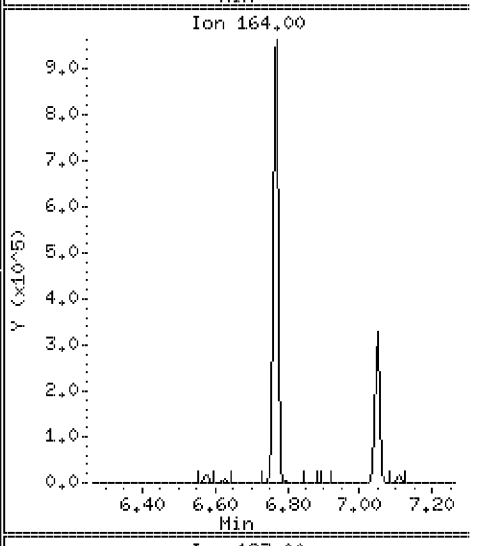

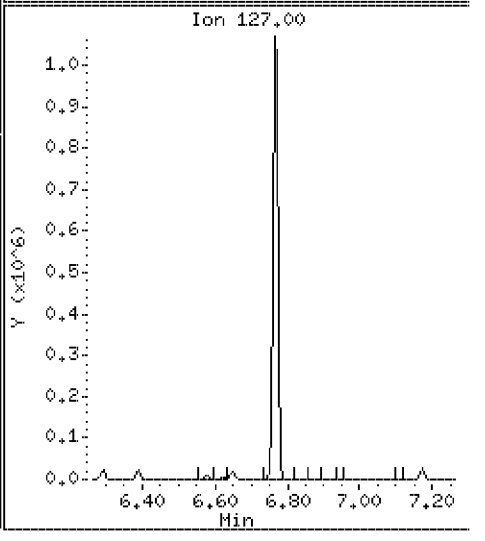

Data File: \\Svecd04\DD\chem\smsd03.i\S3042312.b\8270CAL7.D

Date : 23-APR-2012 10:23

Client ID: 8270CAL7 Instrument: smsd03.i

Sample Info: 45921

Purge Volume: 1000.0 Operator: PEL

Column phase: HPMS-5 Column diameter: 0.25

63 2-Nitroaniline Concentration: 104 ug/l

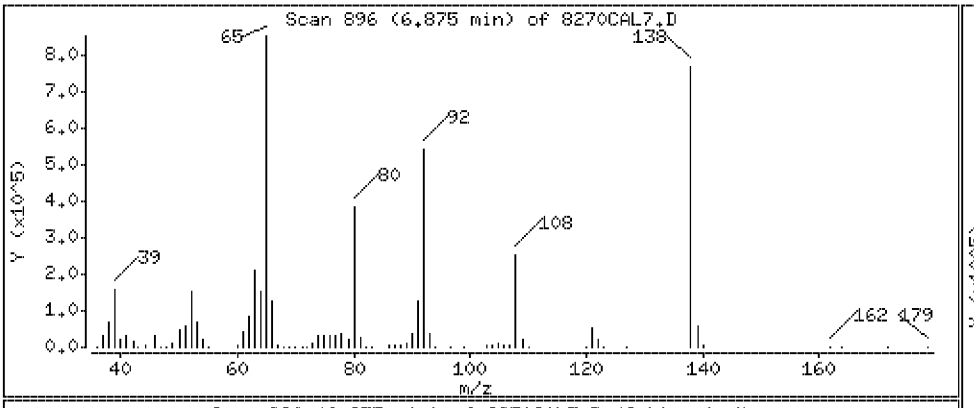

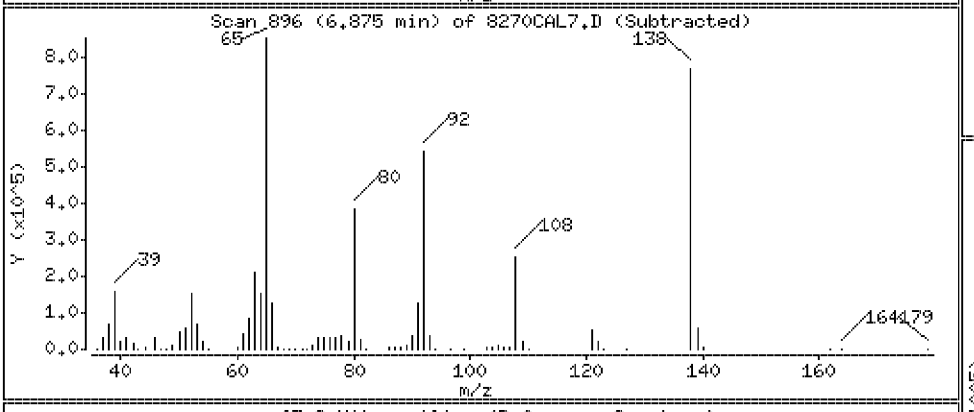

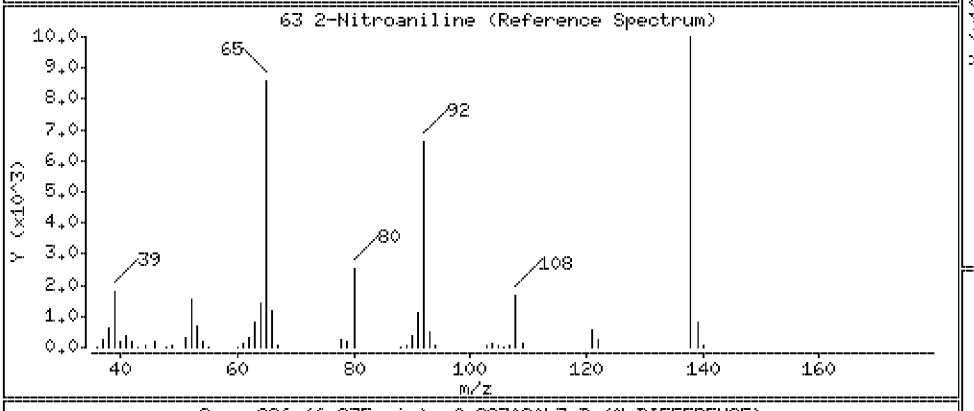

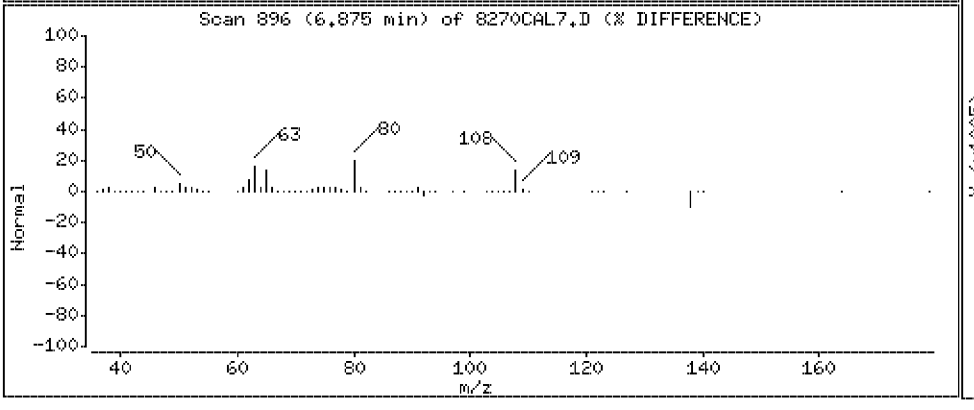

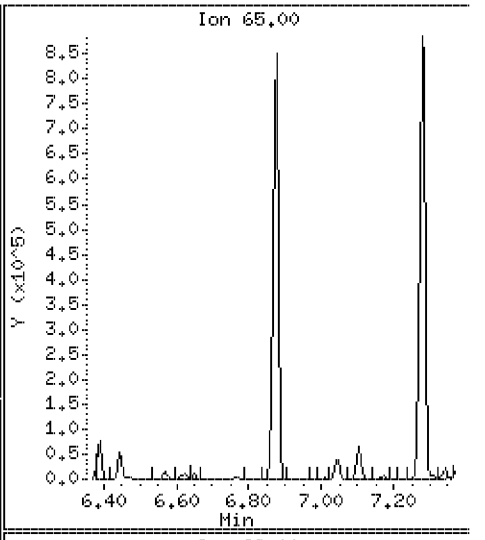

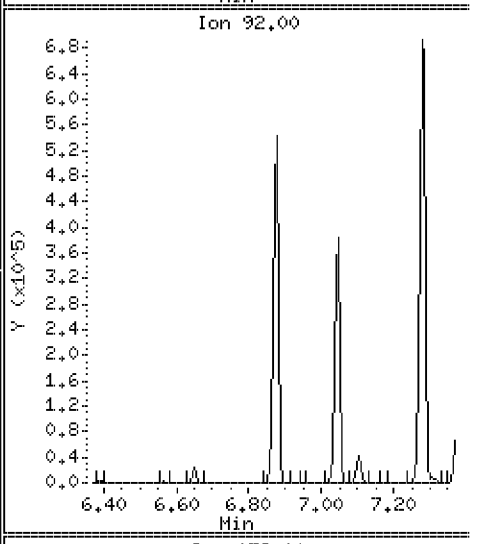

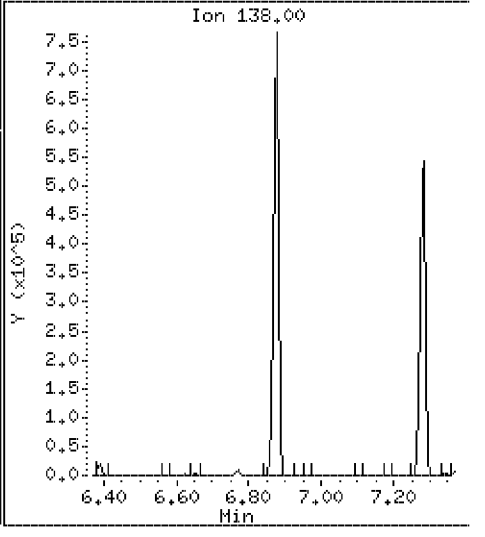

Data File: \\Svecd04\DD\chem\smsd03.i\S3042312.b\8270CAL7.D

Date : 23-APR-2012 10:23

Client ID: 8270CAL7 Instrument: smsd03.i

Sample Info: 45921

Purge Volume: 1000.0 Operator: PEL

Column phase: HPMS-5 Column diameter: 0.25

65 Dimethylphthalate Concentration: 97.0 ug/l

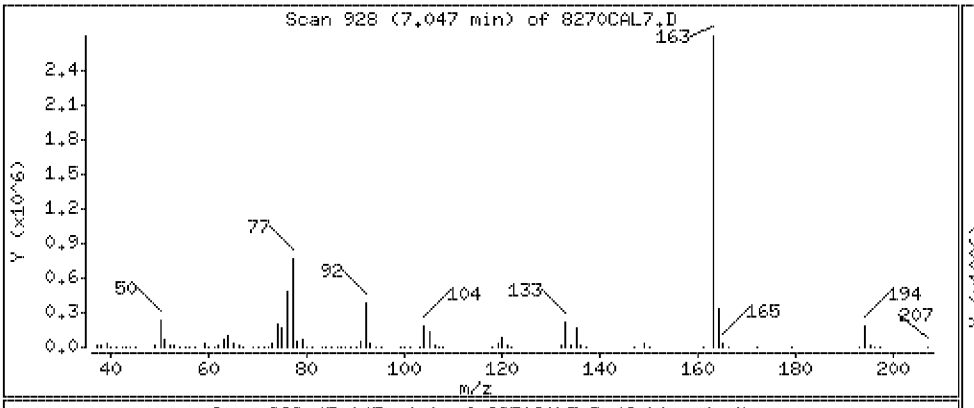

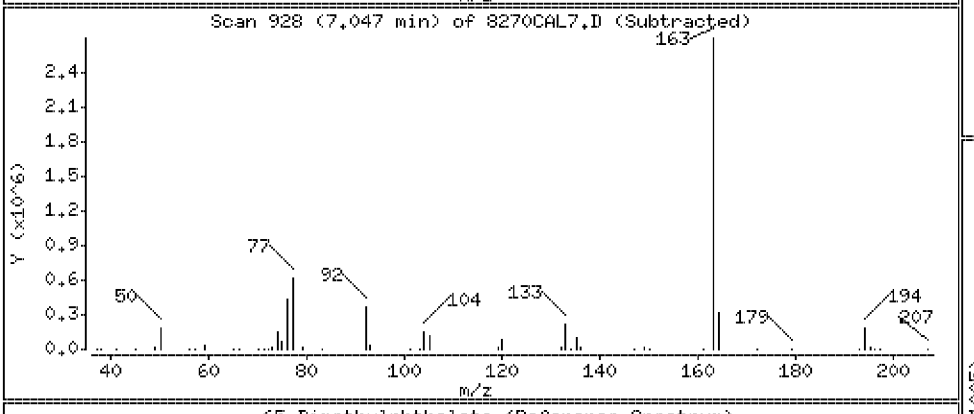

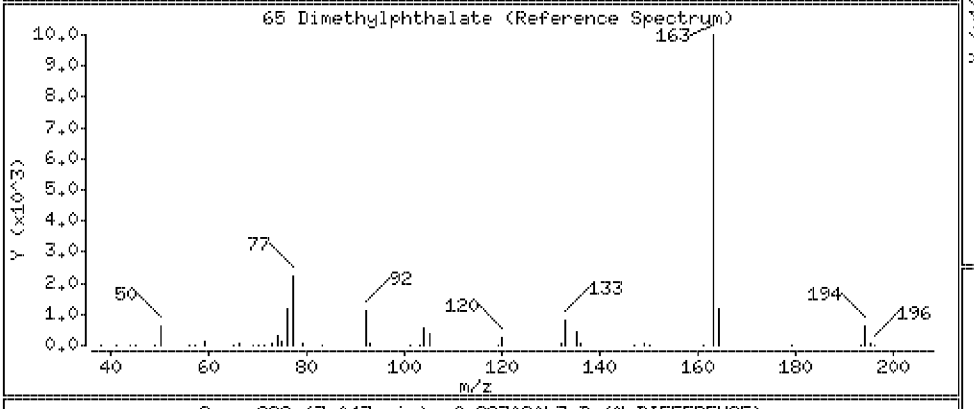

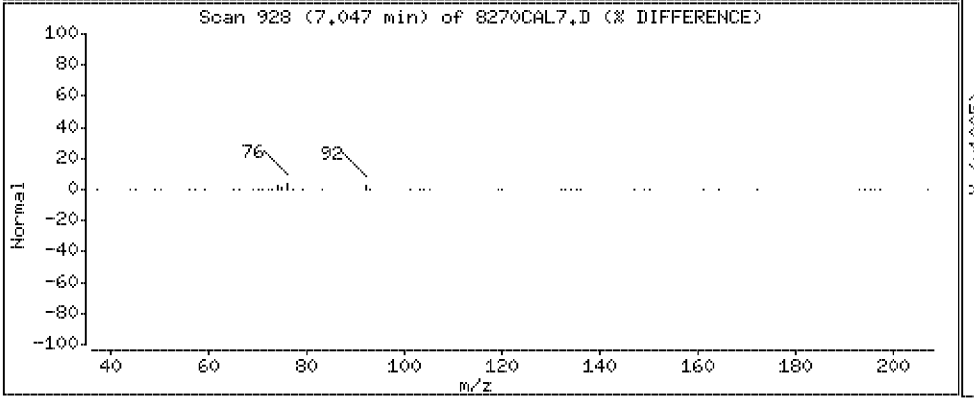

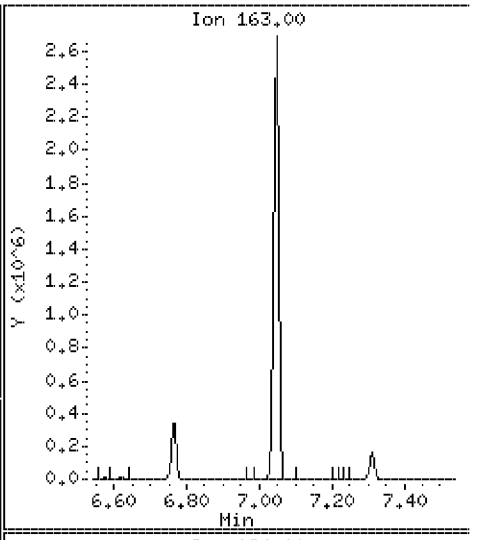

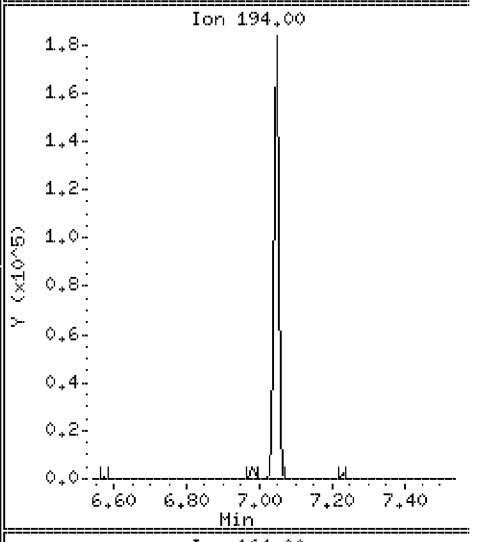

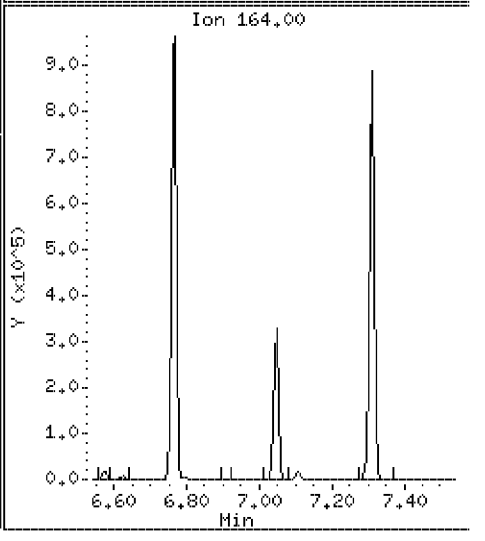

Data File: \\Svecd04\DD\chem\smsd03.i\S3042312.b\8270CAL7.D

Date : 23-APR-2012 10:23

Client ID: 8270CAL7 Instrument: smsd03.i

Sample Info: 45921

Purge Volume: 1000.0 Operator: PEL

Column phase: HPMS-5 Column diameter: 0.25

68 Acenaphthylene Concentration: 98.1 ug/l

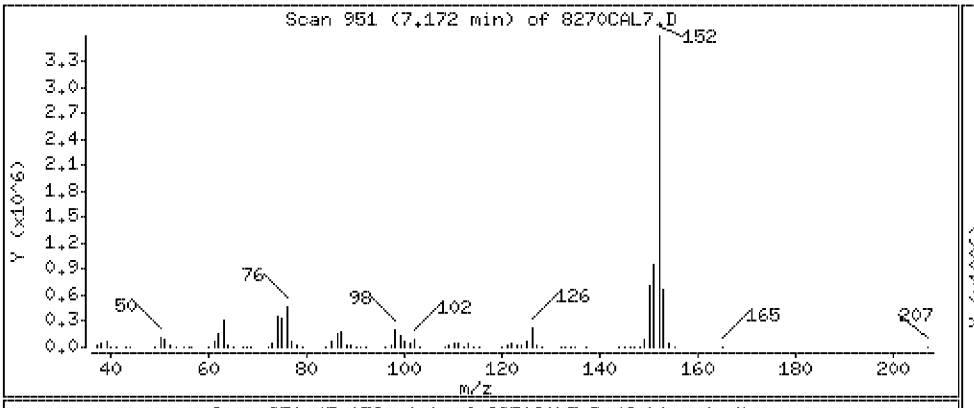

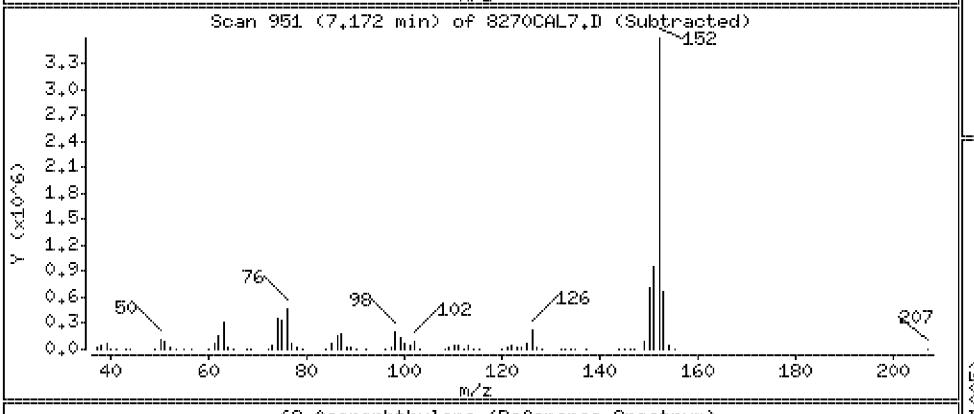

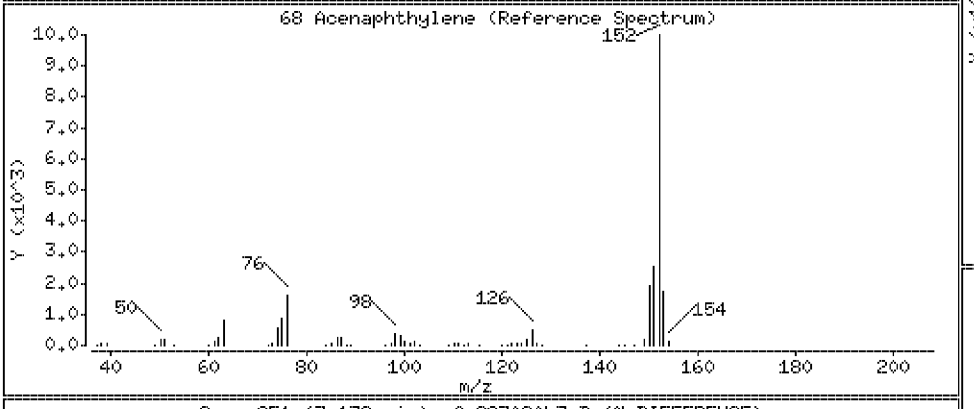

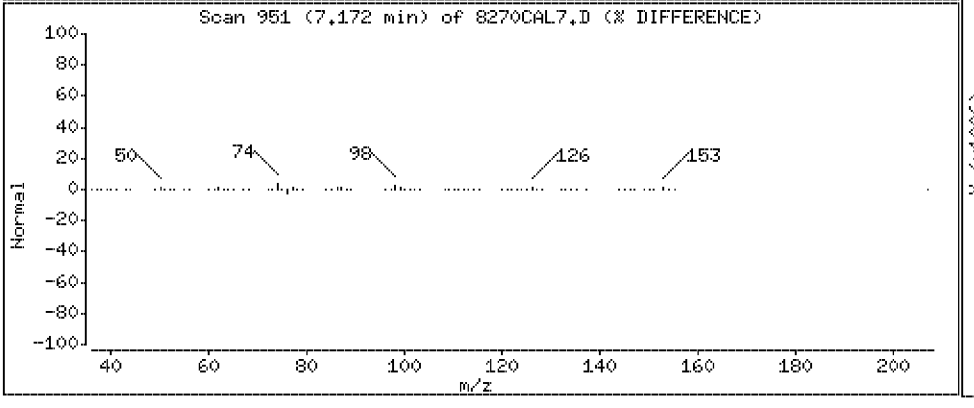

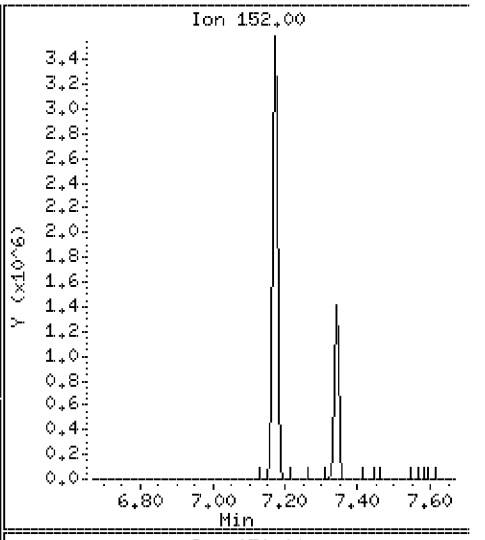

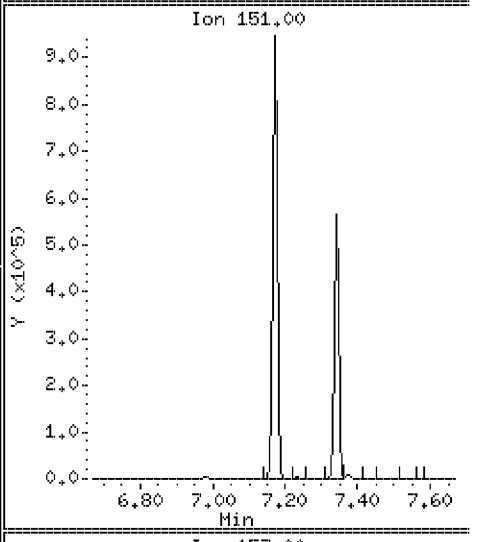

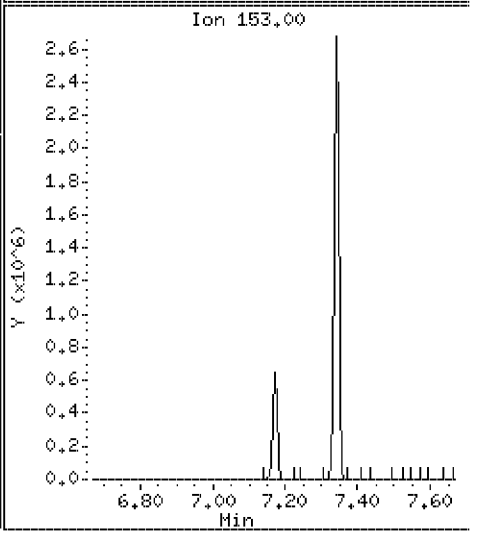

Data File: \\Svecd04\DD\chem\smsd03.i\S3042312.b\8270CAL7.D

Date : 23-APR-2012 10:23

Client ID: 8270CAL7 Instrument: smsd03.i

Sample Info: 45921

Purge Volume: 1000.0 Operator: PEL

Column phase: HPMS-5 Column diameter: 0.25

67 2,6-Dinitrotoluene Concentration: 103 ug/l

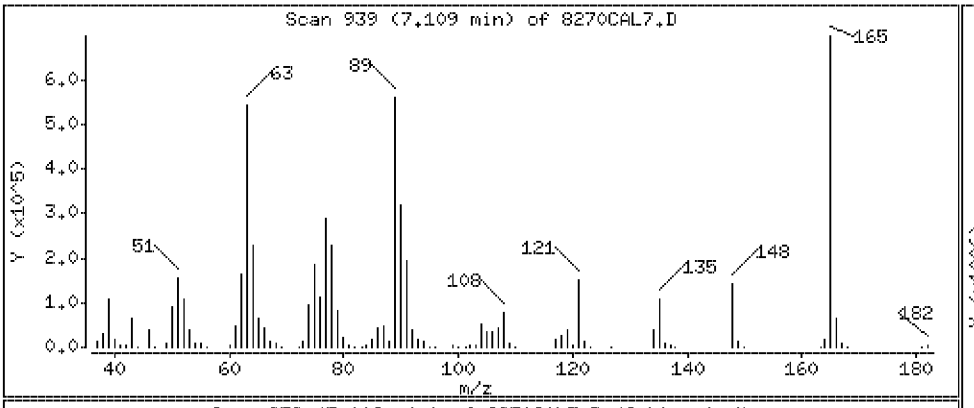

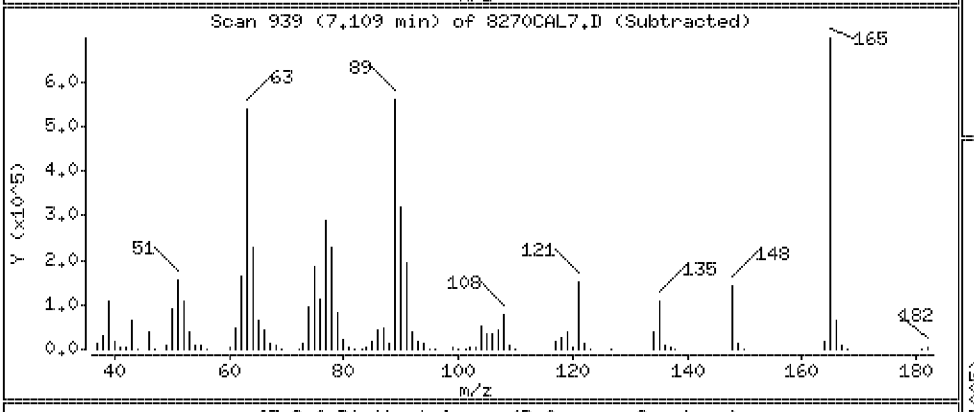

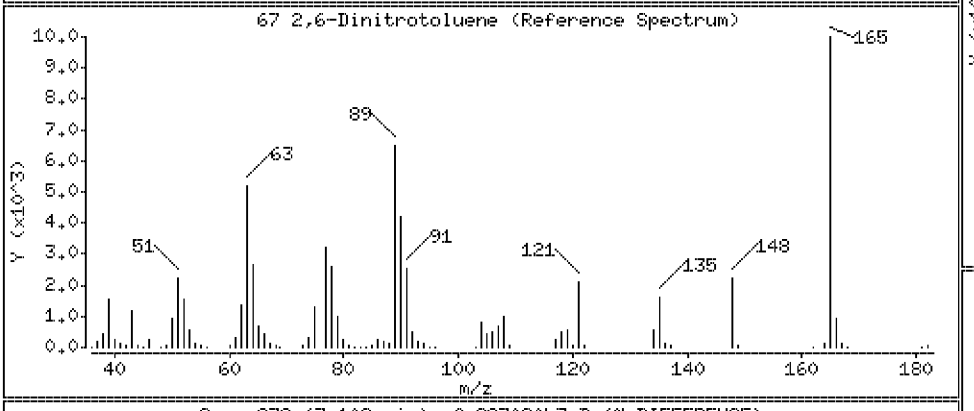

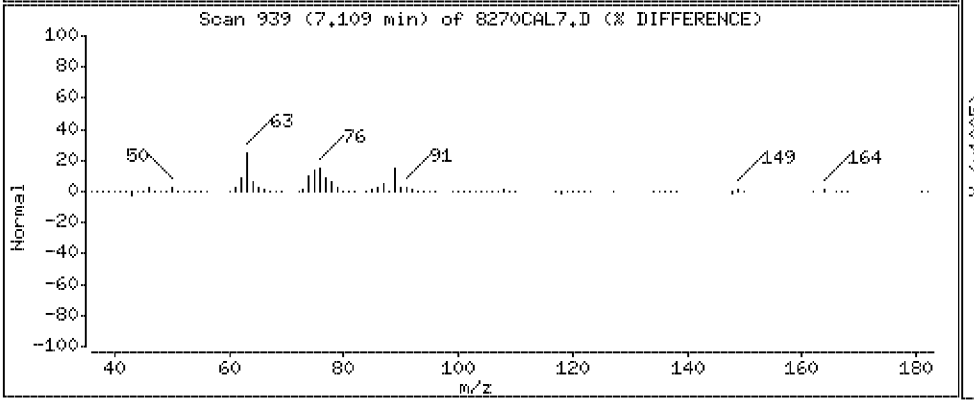

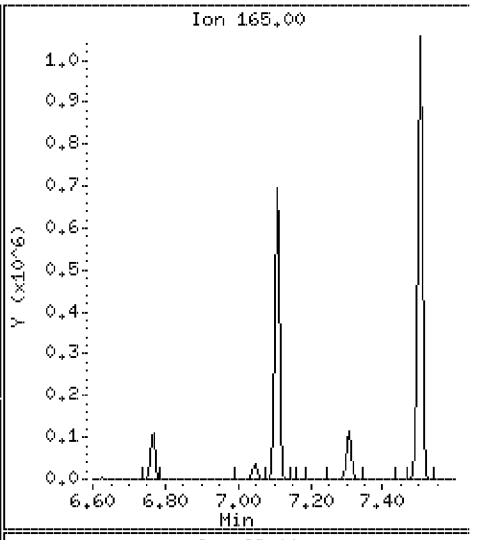

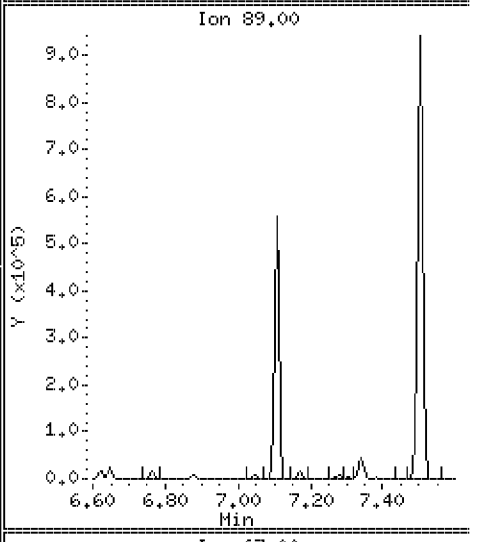

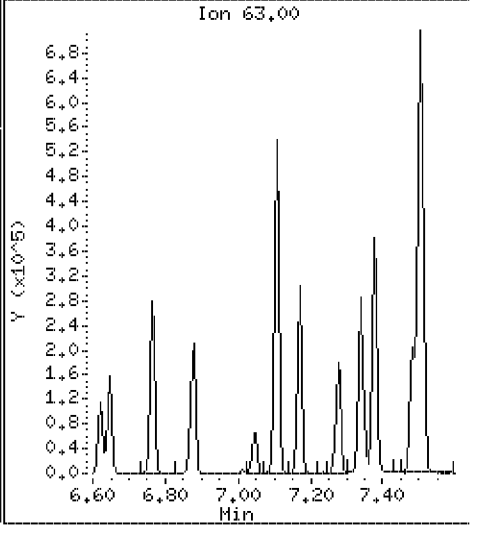

Data File: \\Svecd04\DD\chem\smsd03.i\S3042312.b\8270CAL7.D

Date : 23-APR-2012 10:23

Client ID: 8270CAL7 Instrument: smsd03.i

Sample Info: 45921

Purge Volume: 1000.0 Operator: PEL

Column phase: HPMS-5 Column diameter: 0.25

69 3-Nitroaniline Concentration: 103 ug/l

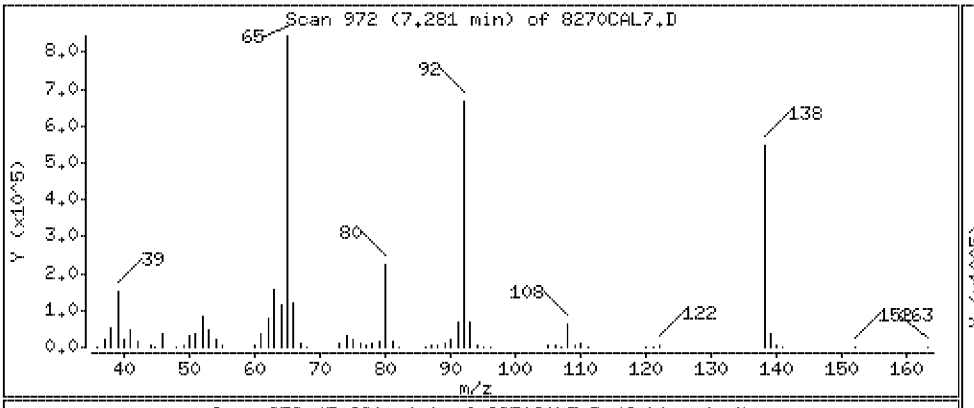

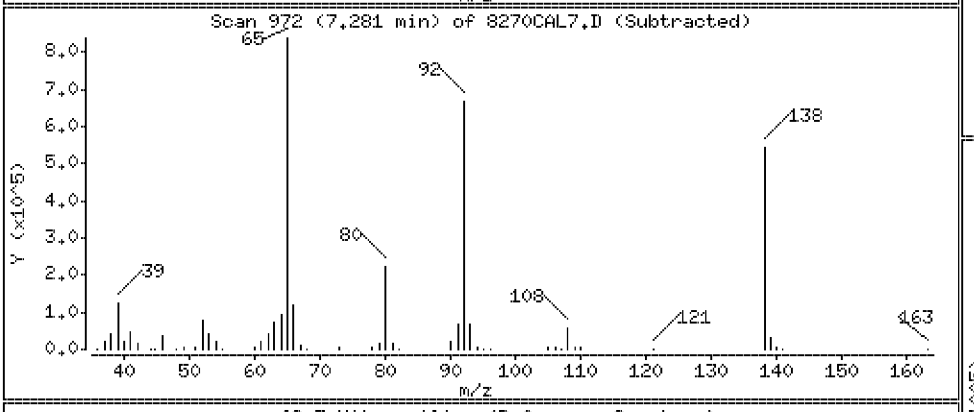

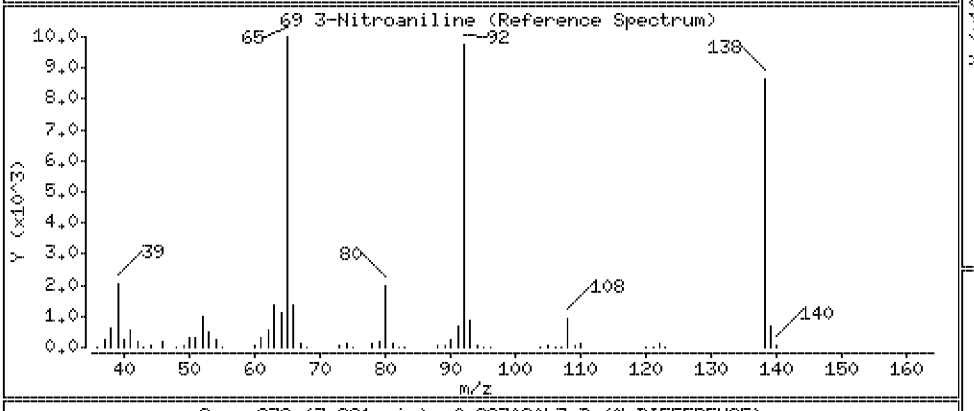

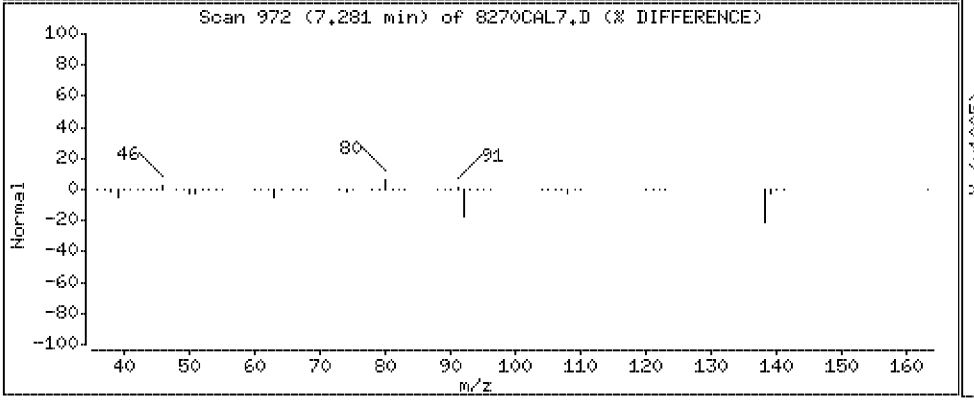

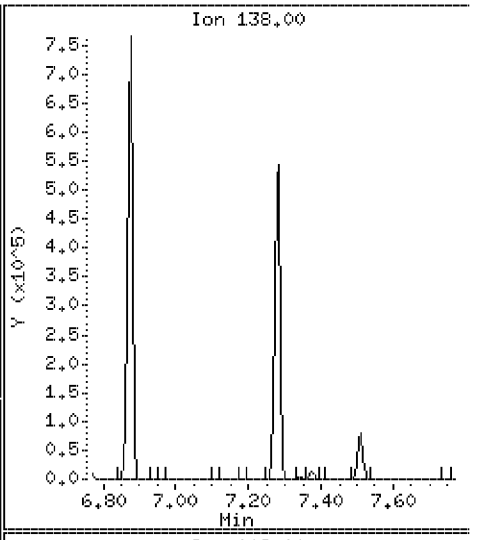

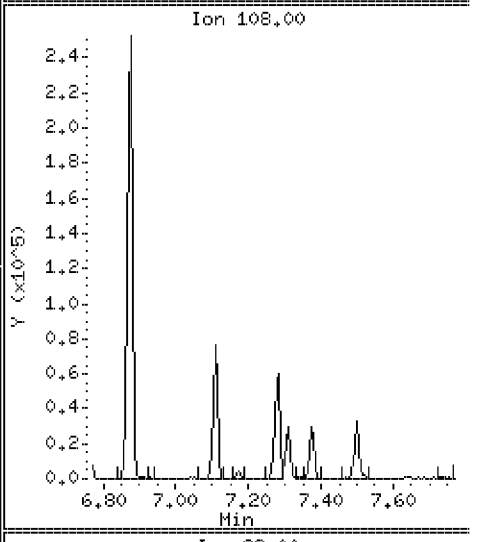

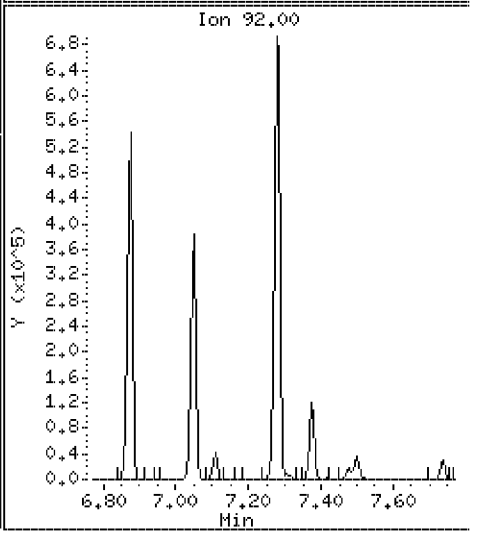

Data File: \\Svecd04\DD\chem\smsd03.i\S3042312.b\8270CAL7.D

Date : 23-APR-2012 10:23

Client ID: 8270CAL7 Instrument: smsd03.i

Sample Info: 45921

Purge Volume: 1000.0 Operator: PEL

Column phase: HPMS-5 Column diameter: 0.25

71 Acenaphthene Concentration: 106 ug/l

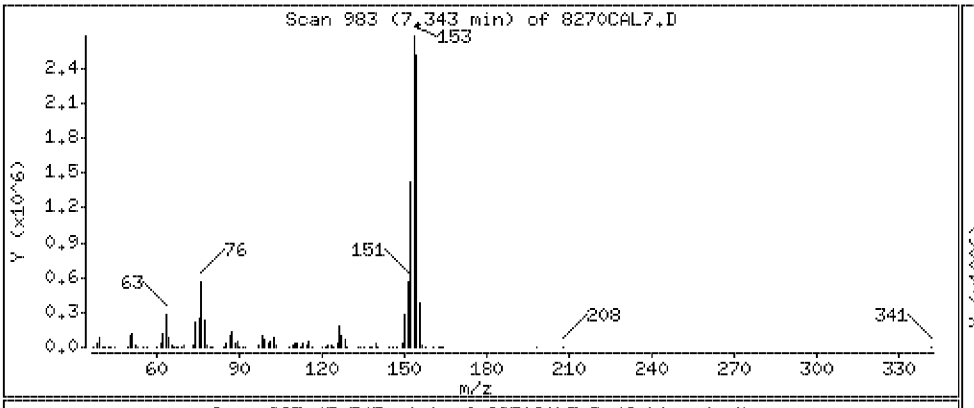

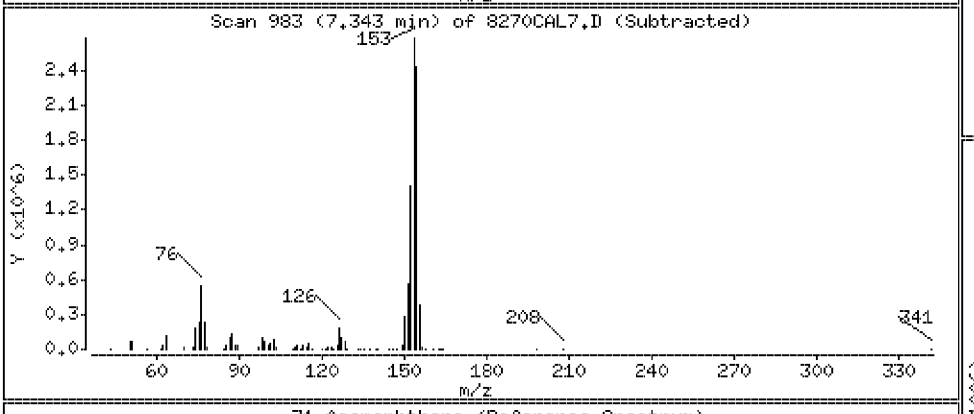

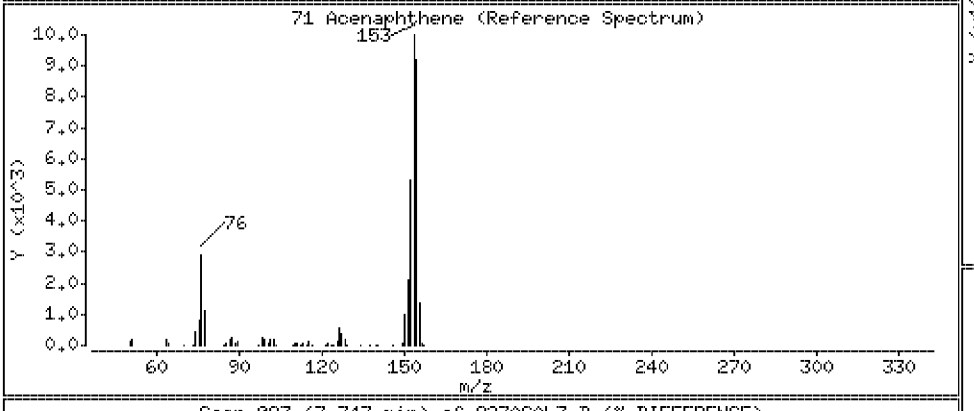

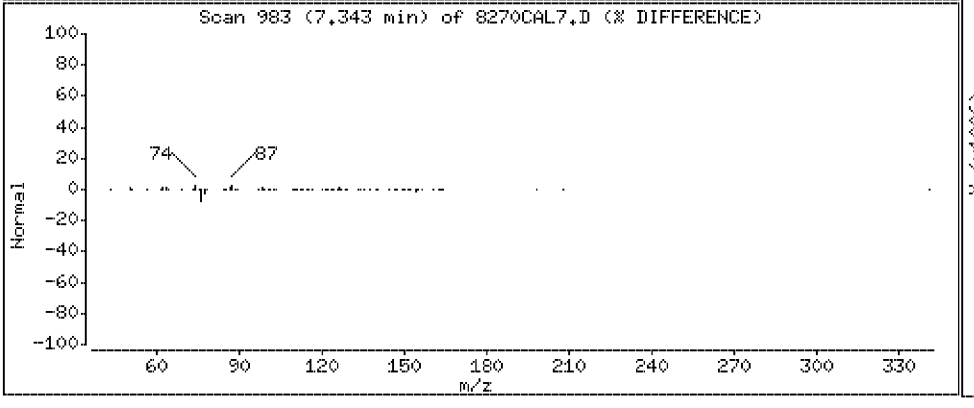

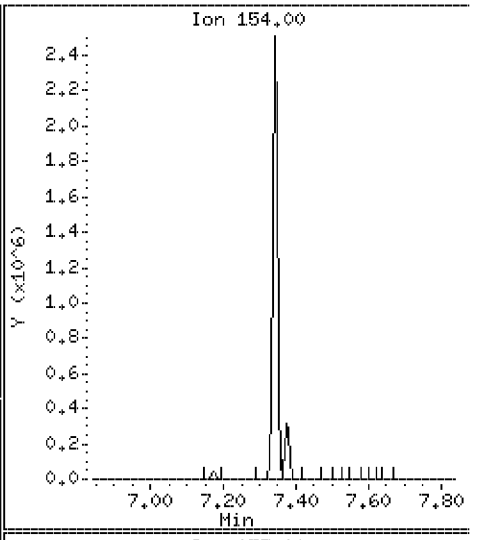

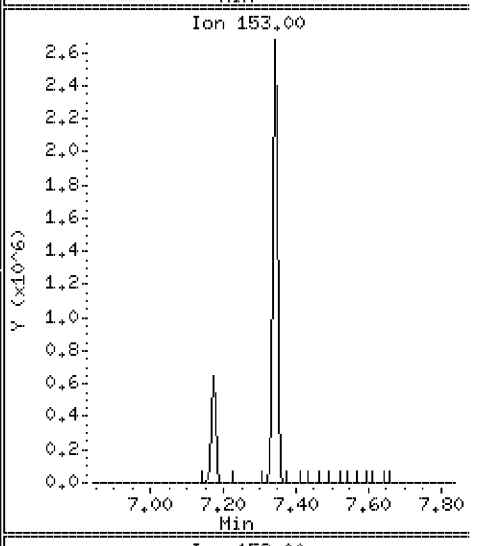

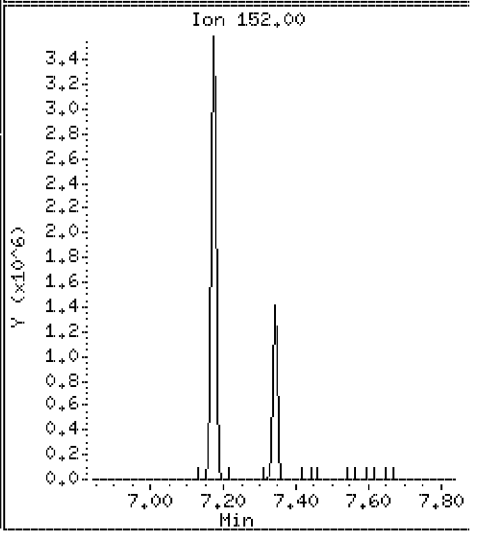

Data File: \\Svecd04\DD\chem\smsd03.i\S3042312.b\8270CAL7.D

Date : 23-APR-2012 10:23

Client ID: 8270CAL7 Instrument: smsd03.i

Sample Info: 45921

Purge Volume: 1000.0 Operator: PEL

Column phase: HPMS-5 Column diameter: 0.25

72 2,4-Dinitrophenol Concentration: 100 ug/l

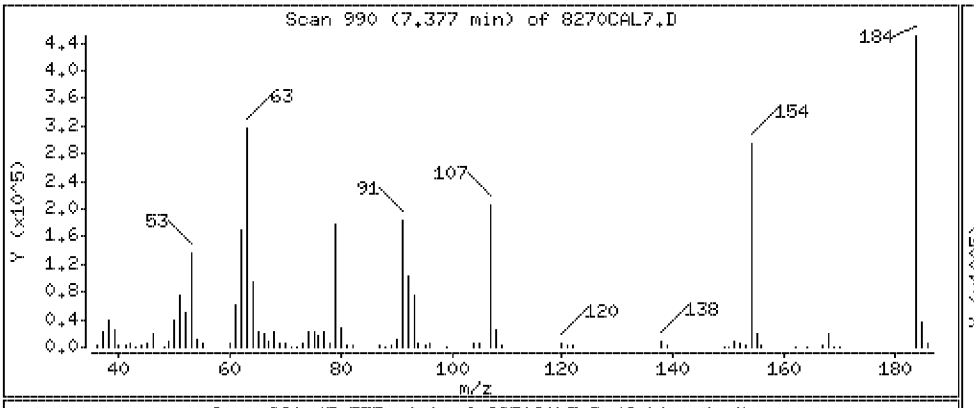

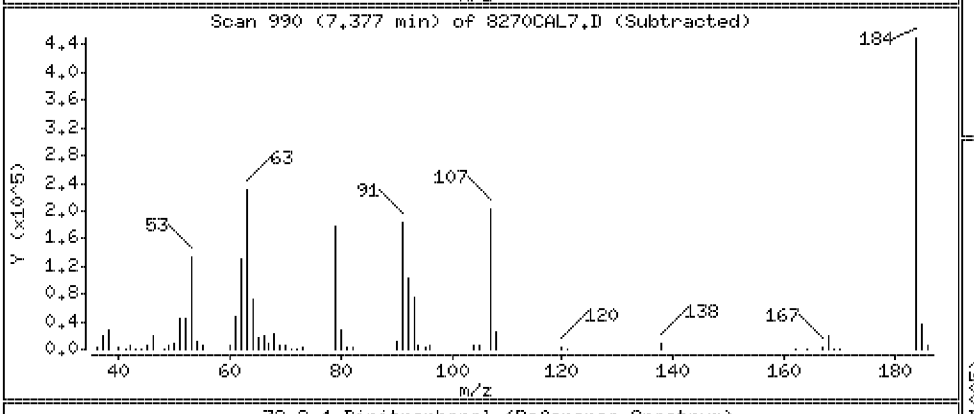

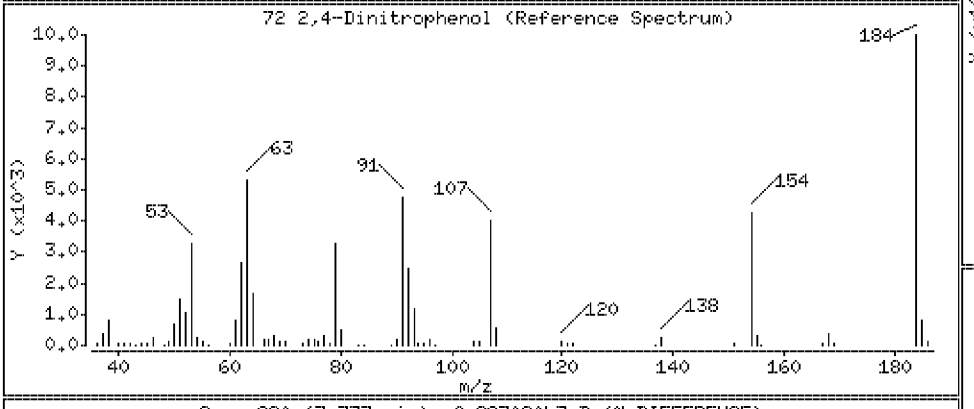

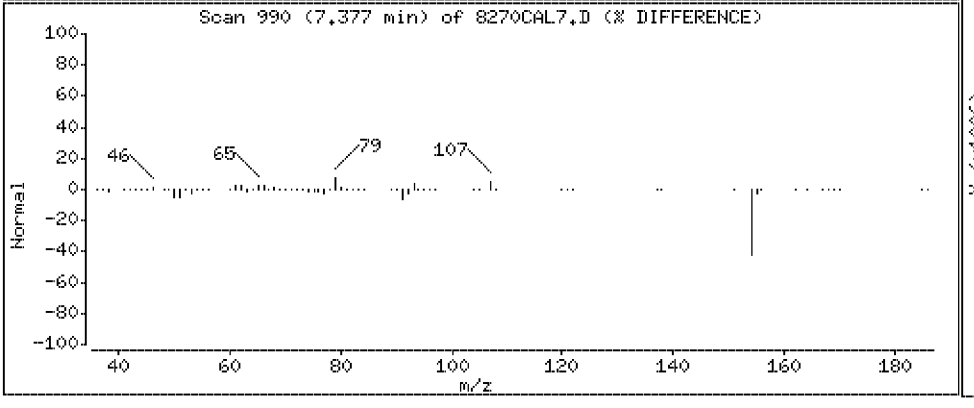

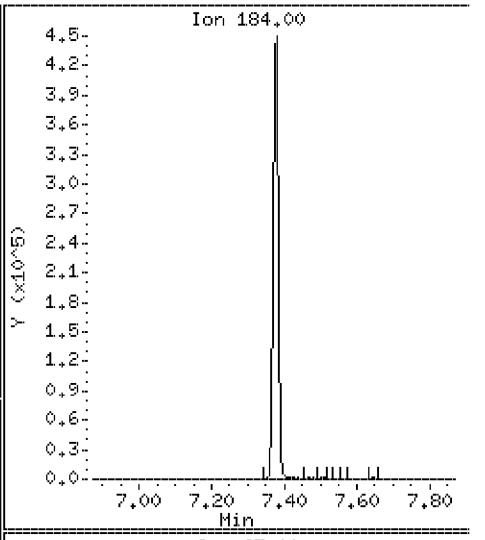

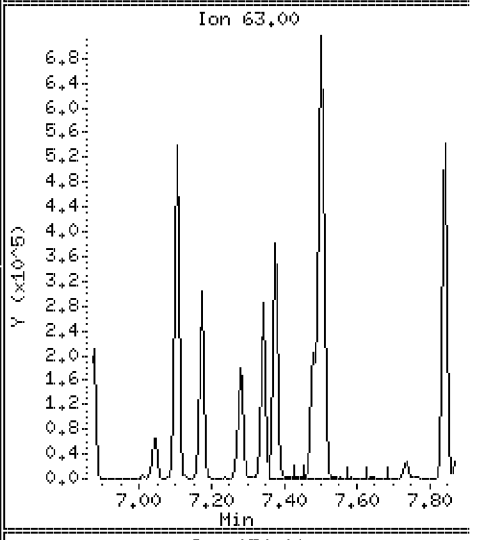

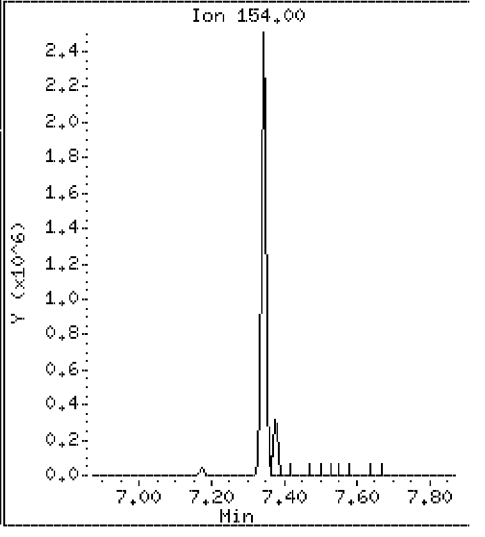

Data File: \\Svecd04\DD\chem\smsd03.i\S3042312.b\8270CAL7.D

Date : 23-APR-2012 10:23

Client ID: 8270CAL7

Instrument: smsd03.i

Sample Info: 45921

Purge Volume: 1000.0

Operator: PEL

Column phase: HPMS-5

Column diameter: 0.25

74 4-Nitrophenol

Concentration: 105 ug/l

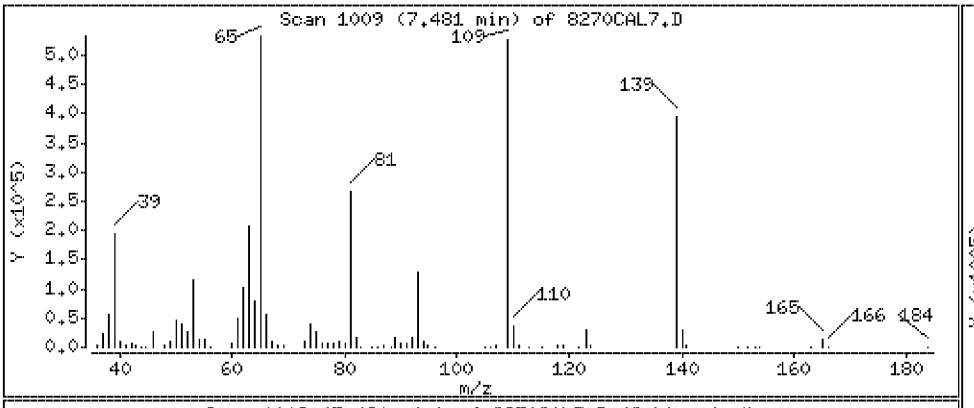

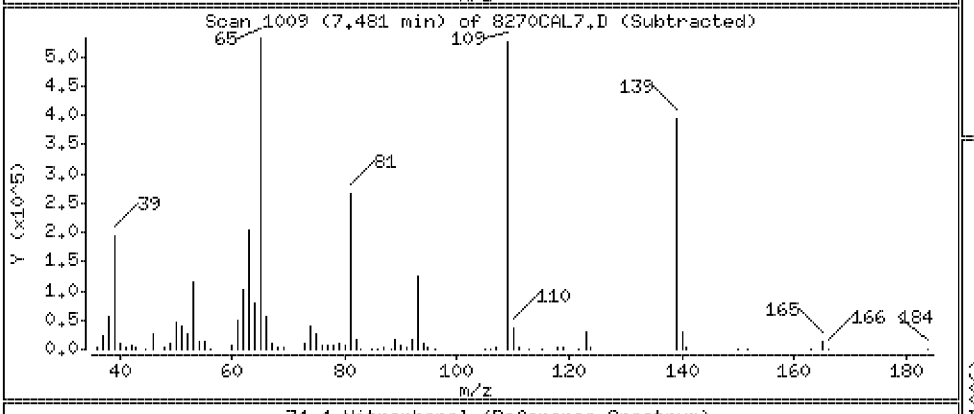

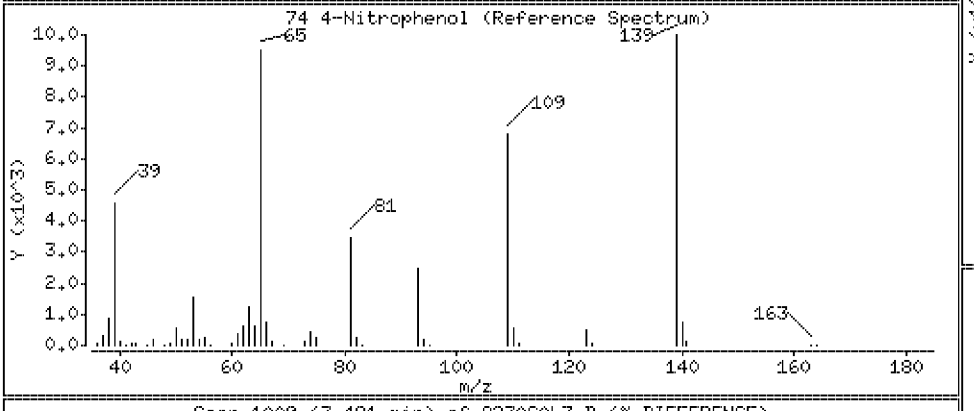

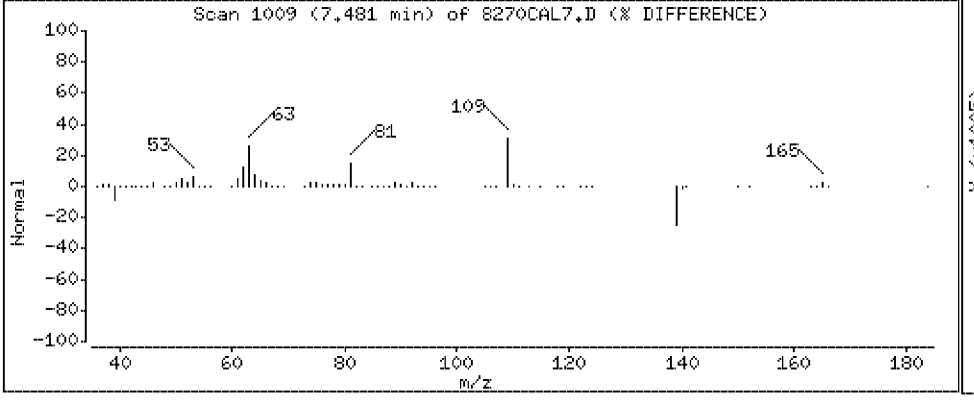

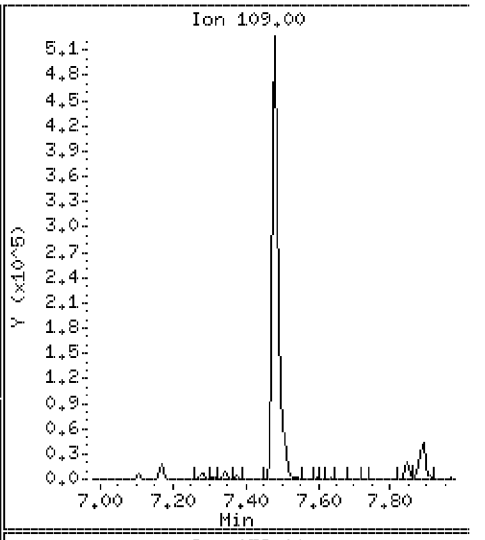

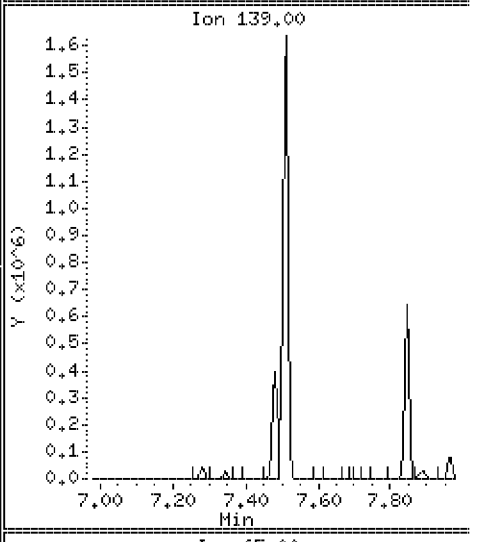

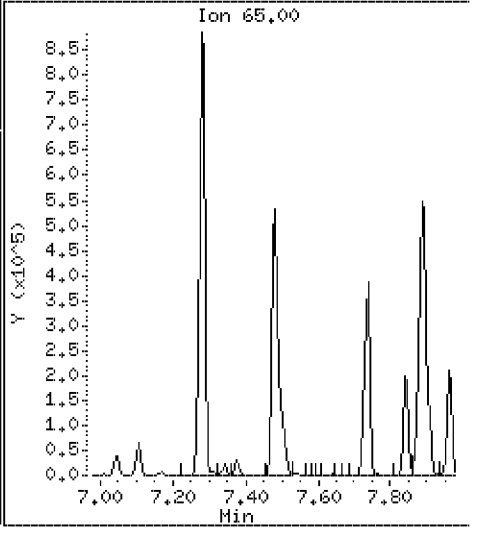

Data File: \\Svecd04\DD\chem\smsd03.i\S3042312.b\8270CAL7.D

Date : 23-APR-2012 10:23

Client ID: 8270CAL7 Instrument: smsd03.i

Sample Info: 45921

Purge Volume: 1000.0 Operator: PEL

Column phase: HPMS-5 Column diameter: 0.25

75 Dibenzofuran Concentration: 100 ug/l

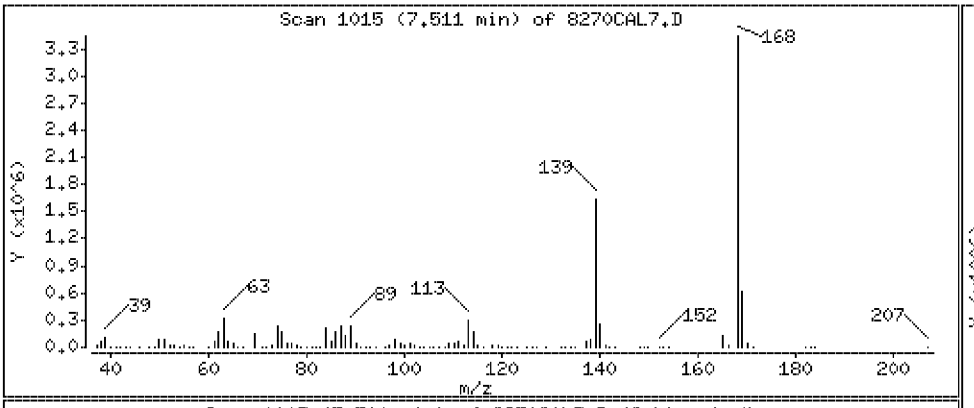

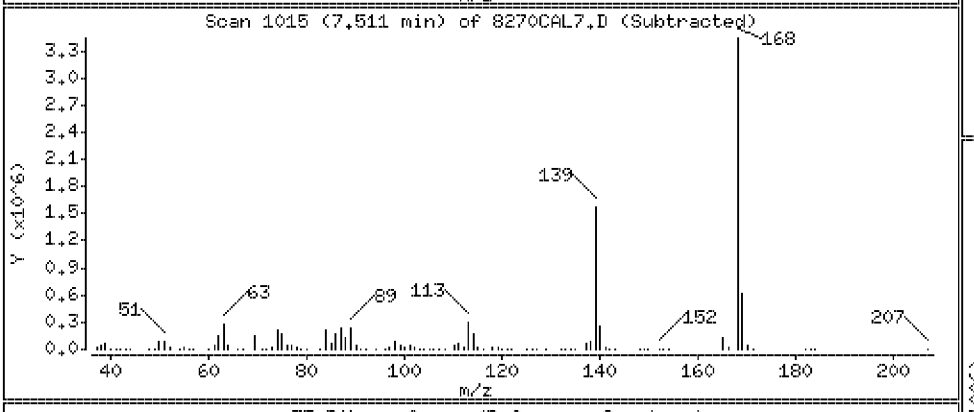

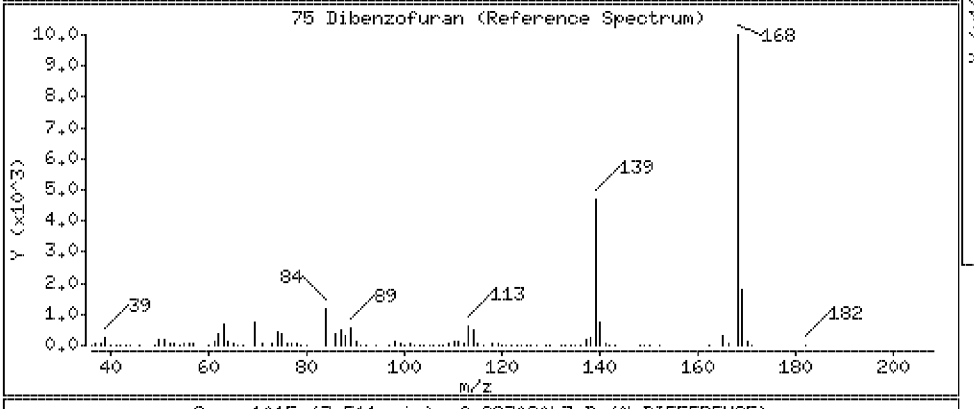

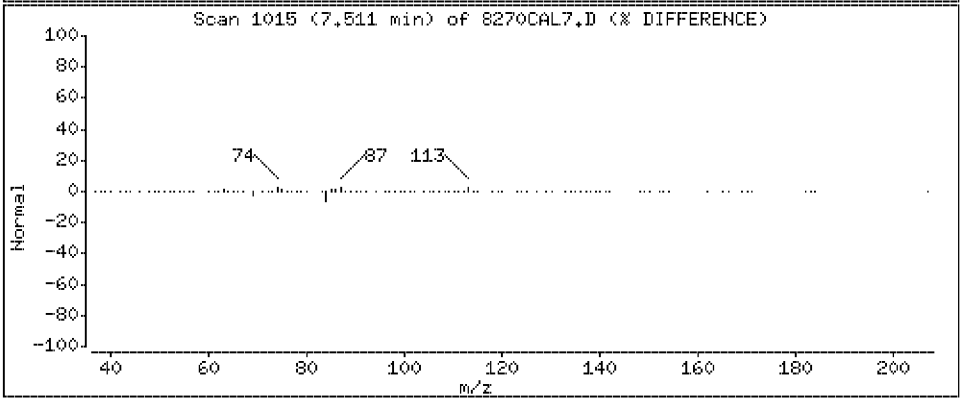

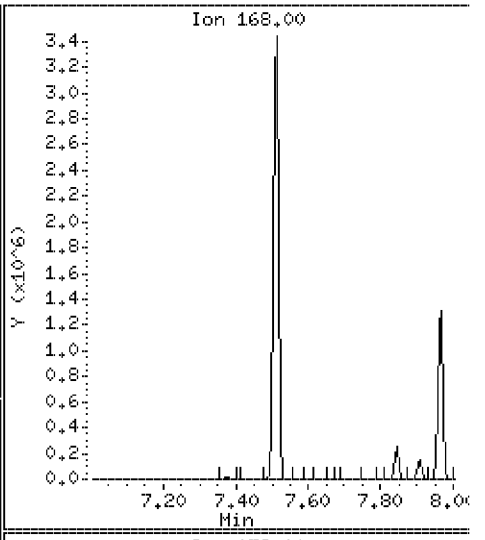

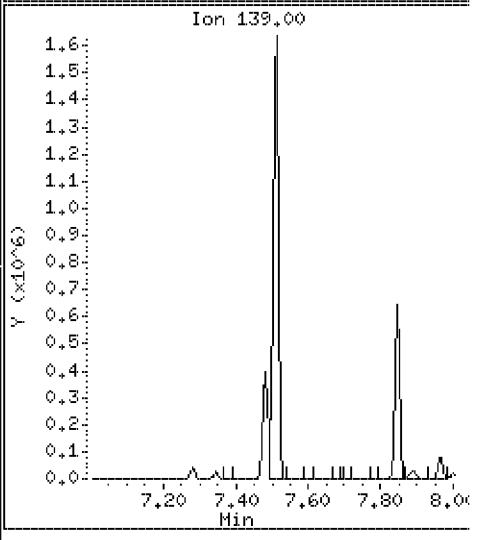

Data File: \\Svecd04\DD\chem\smsd03.i\S3042312.b\8270CAL7.D

Date : 23-APR-2012 10:23

Client ID: 8270CAL7 Instrument: smsd03.i

Sample Info: 45921

Purge Volume: 1000.0 Operator: PEL

Column phase: HPMS-5 Column diameter: 0.25

76 2,4-Dinitrotoluene Concentration: 109 ug/l

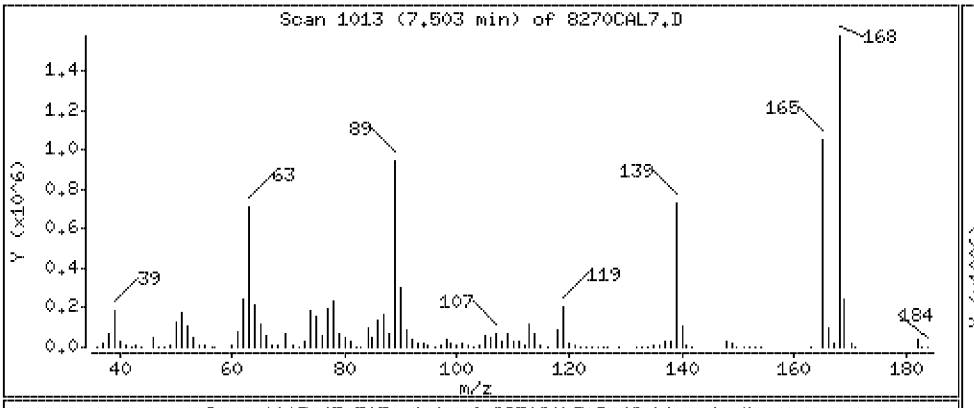

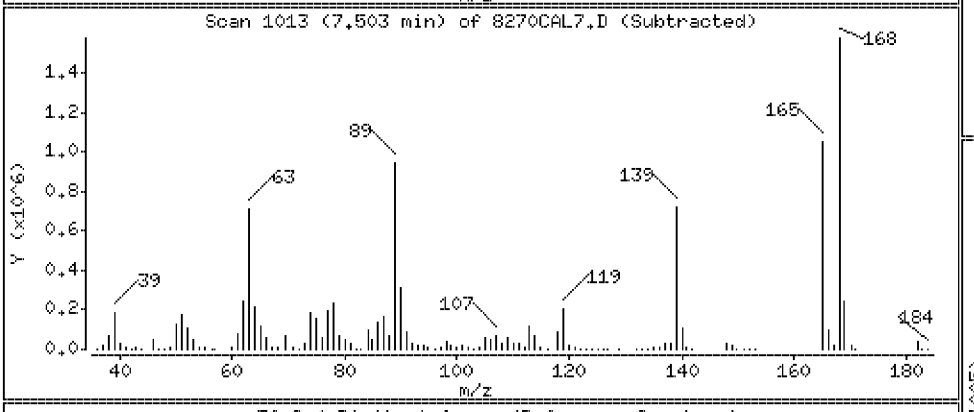

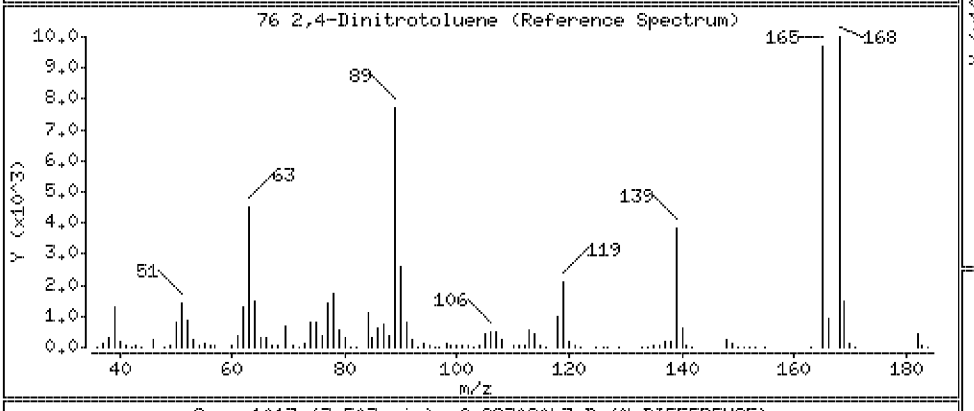

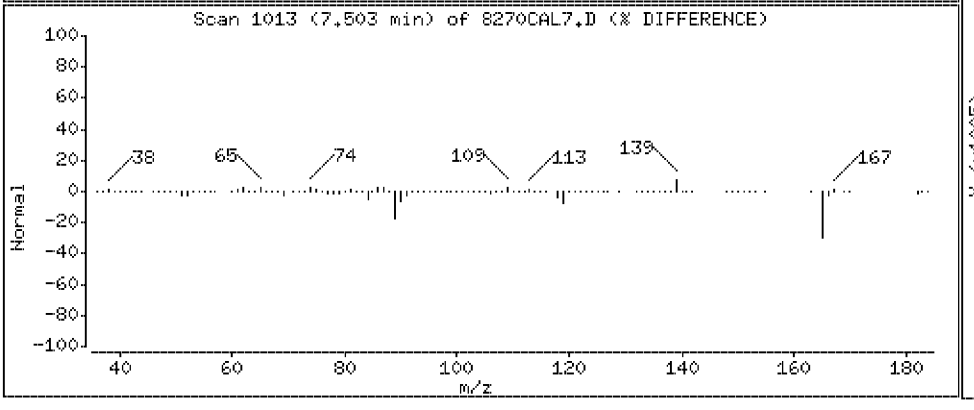

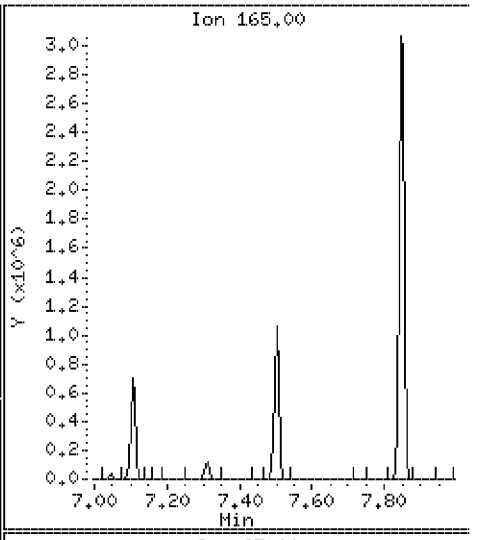

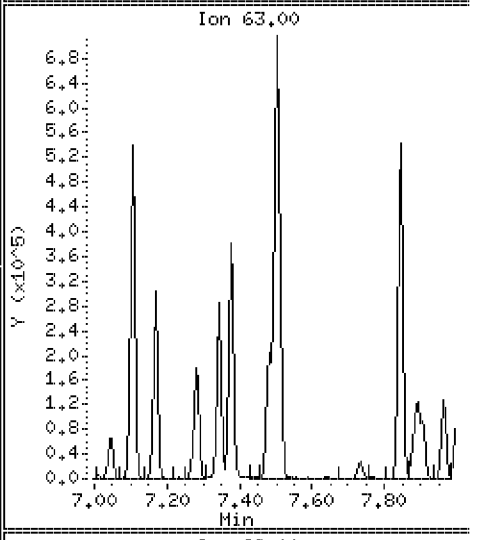

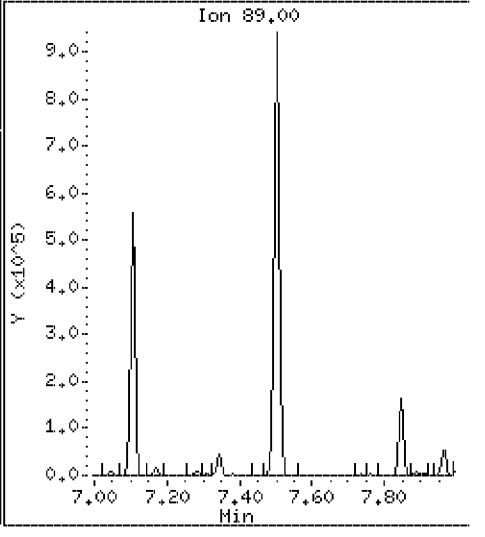

Data File: \\Svecd04\DD\chem\smsd03.i\S3042312.b\8270CAL7.D

Date : 23-APR-2012 10:23

Client ID: 8270CAL7

Instrument: smsd03.i

Sample Info: 45921

Purge Volume: 1000.0

Operator: PEL

Column phase: HPMS-5

Column diameter: 0.25

80 Diethylphthalate

Concentration: 98.2 ug/l

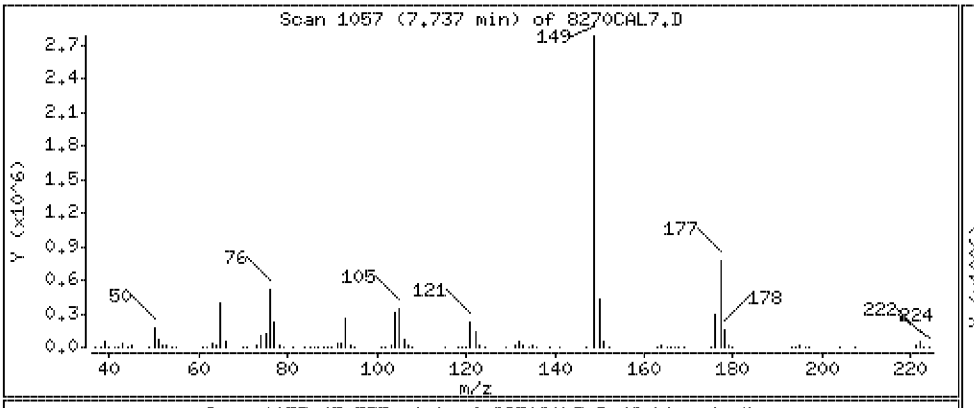

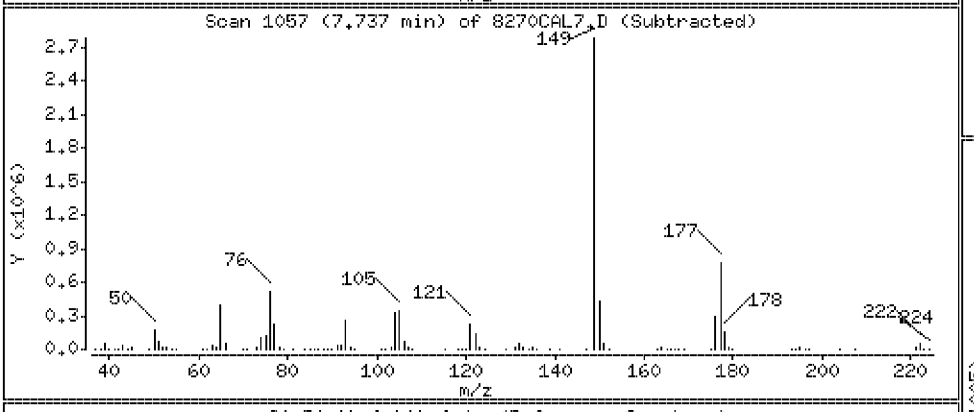

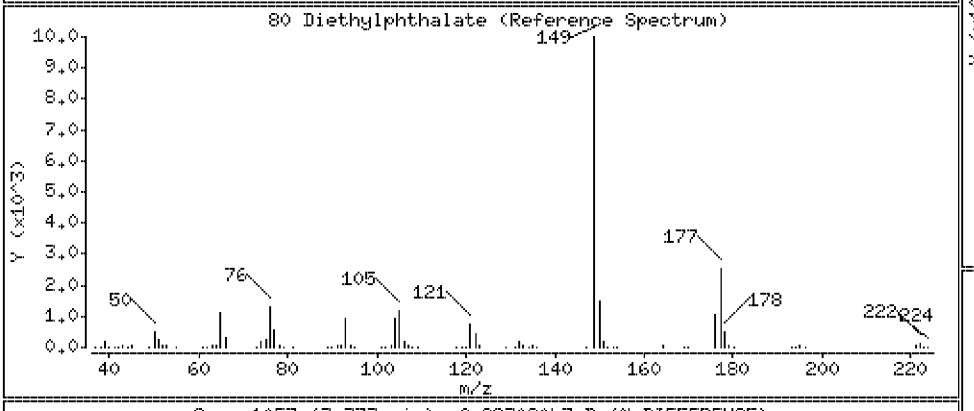

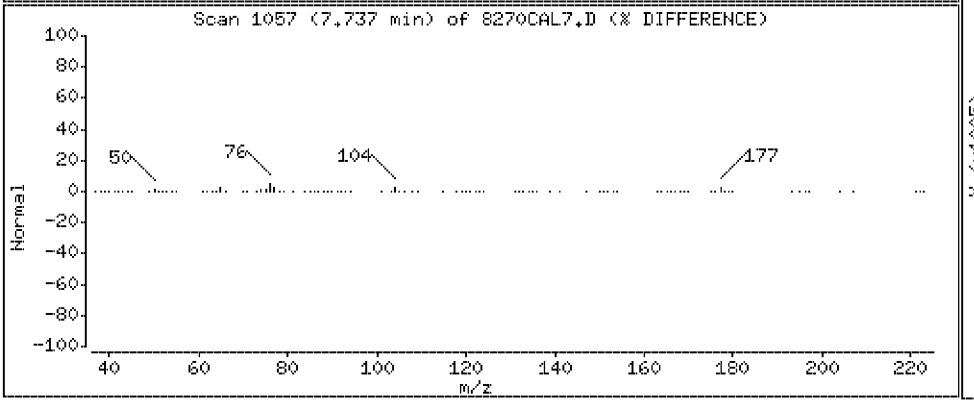

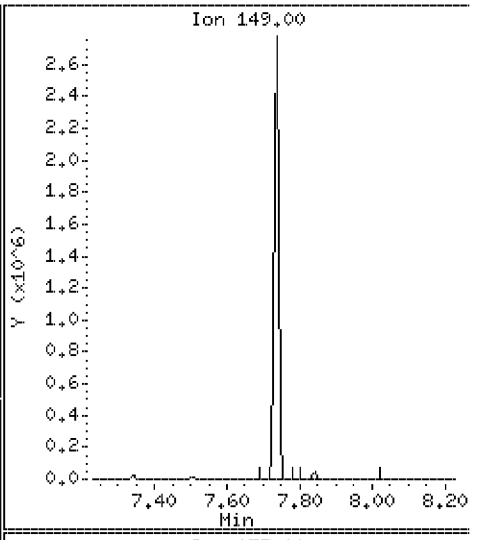

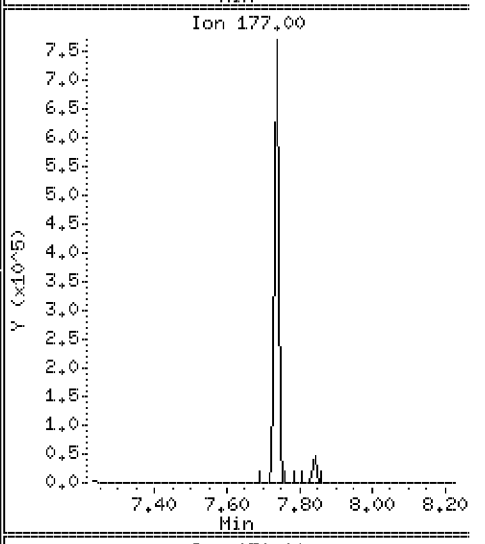

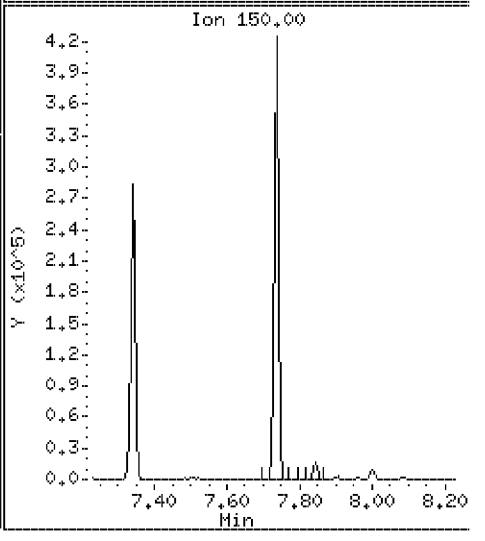

Data File: \\Svecd04\DD\chem\smsd03.i\S3042312.b\8270CAL7.D

Date : 23-APR-2012 10:23

Client ID: 8270CAL7

Instrument: smsd03.i

Sample Info: 45921

Purge Volume: 1000.0

Operator: PEL

Column phase: HPMS-5

Column diameter: 0.25

81 Fluorene

Concentration: 106 ug/l

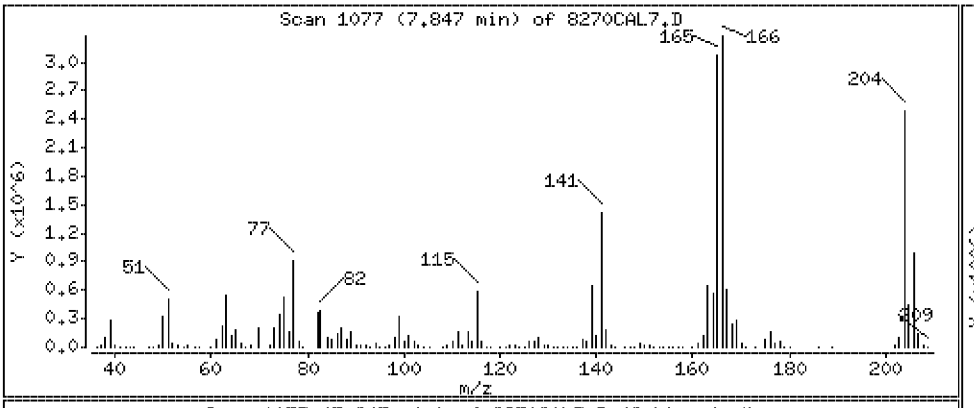

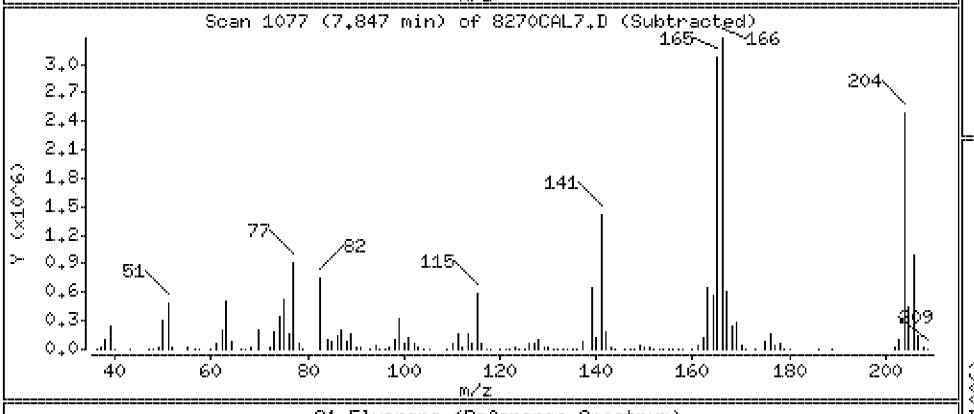

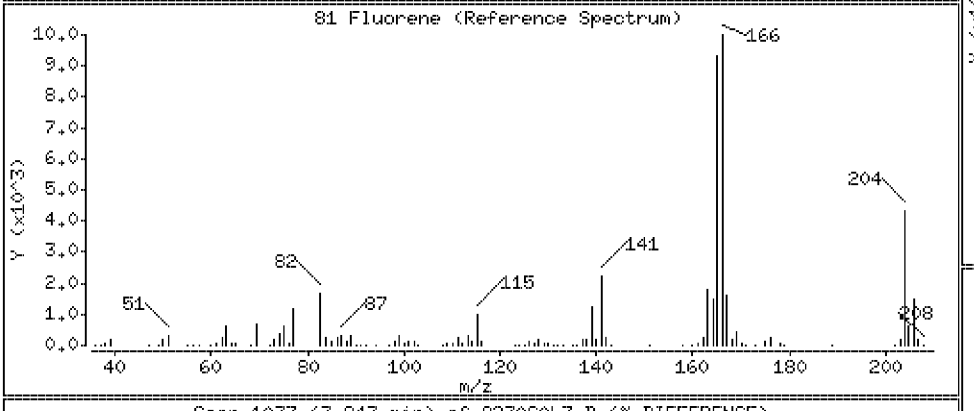

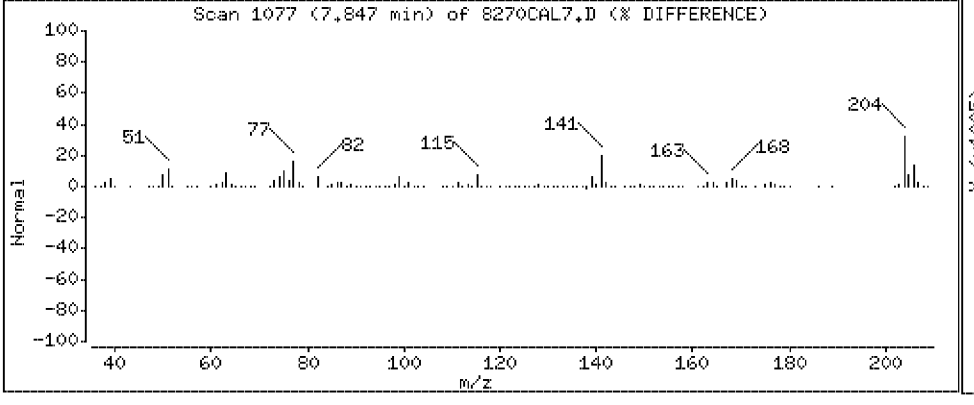

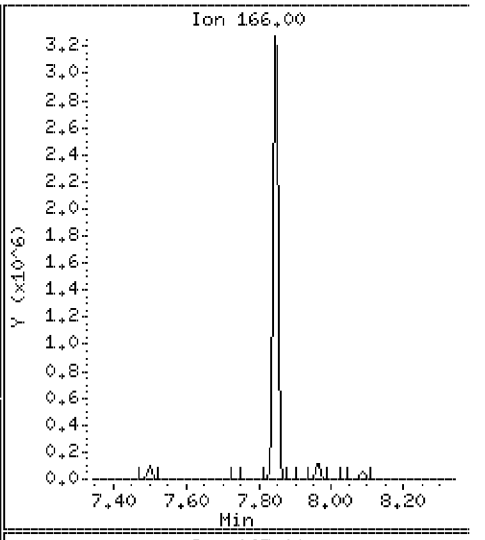

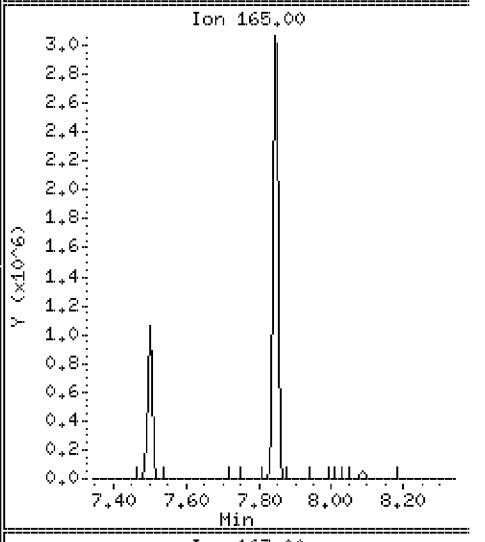

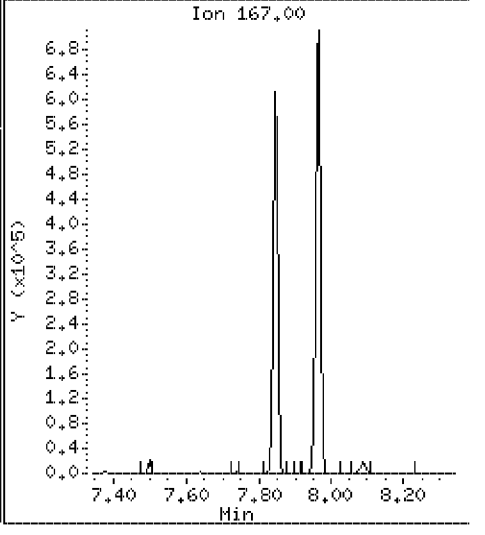

Data File: \\Svecd04\DD\chem\smsd03.i\S3042312.b\8270CAL7.D

Date : 23-APR-2012 10:23

Client ID: 8270CAL7

Instrument: smsd03.i

Sample Info: 45921

Purge Volume: 1000.0

Operator: PEL

Column phase: HPMS-5

Column diameter: 0.25

82 4-Chlorophenyl-phenylether

Concentration: 112 ug/l

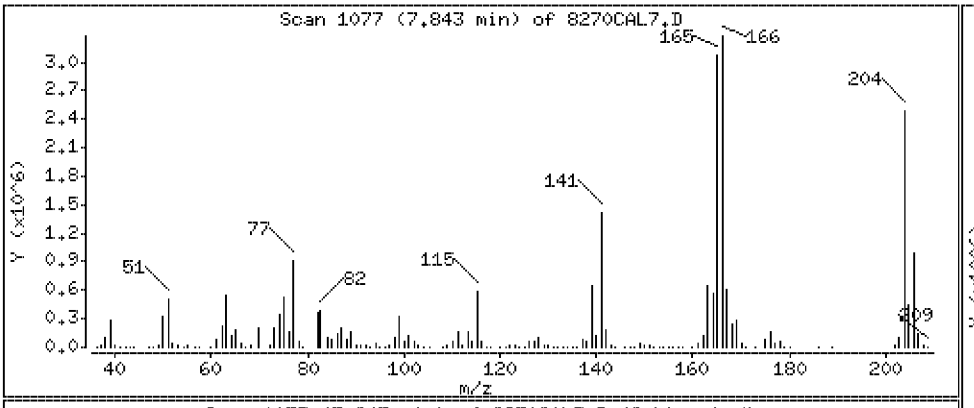

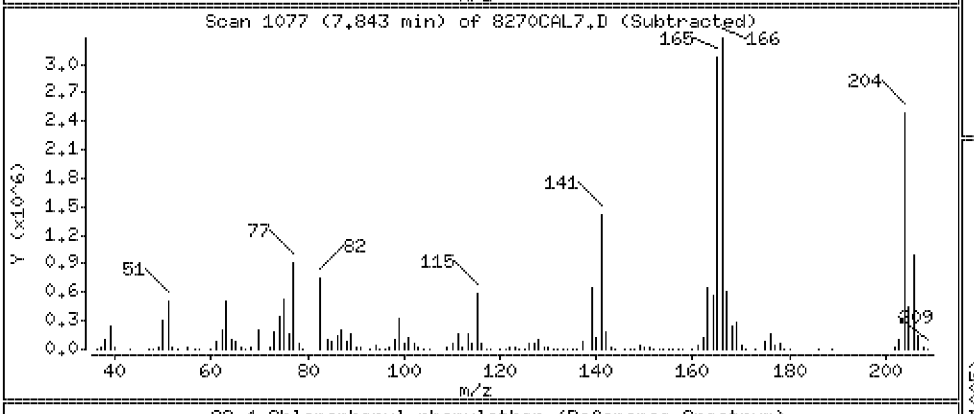

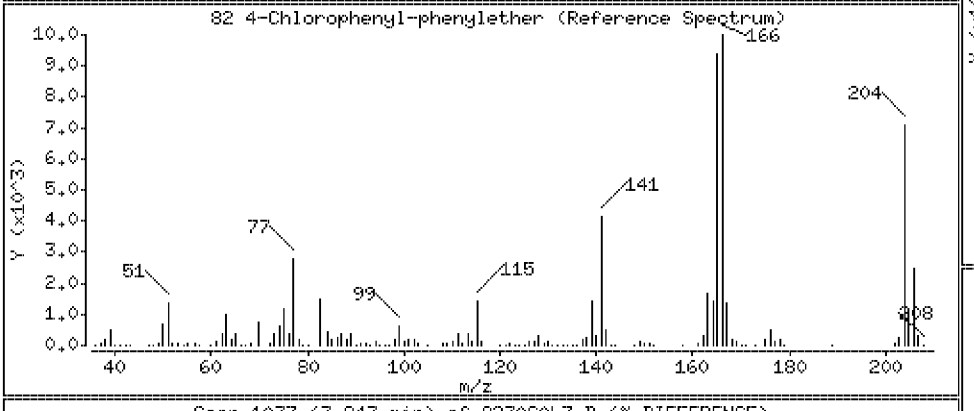

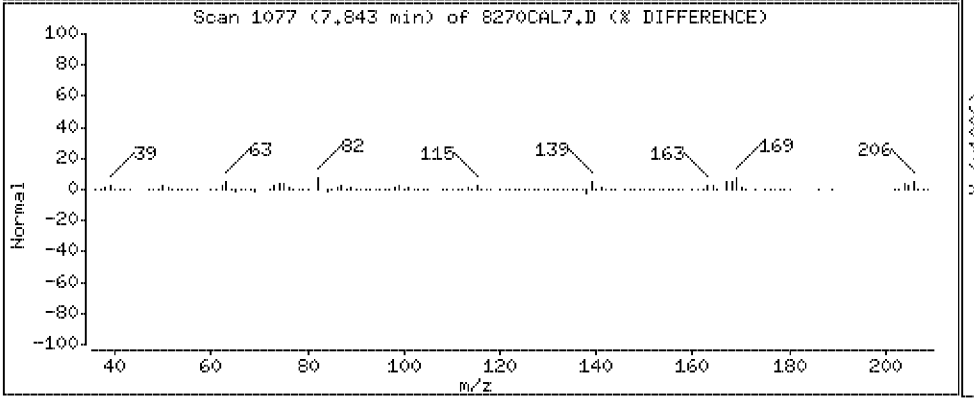

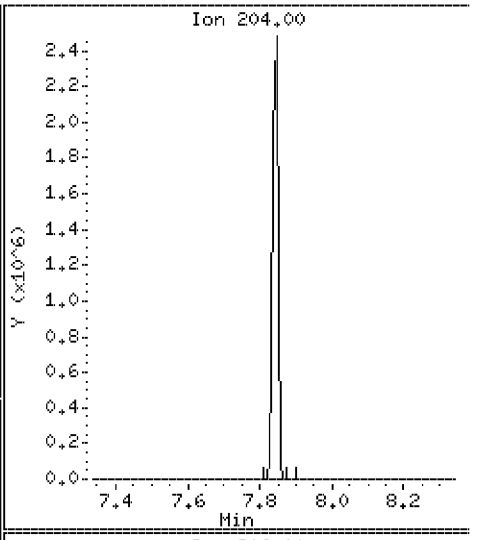

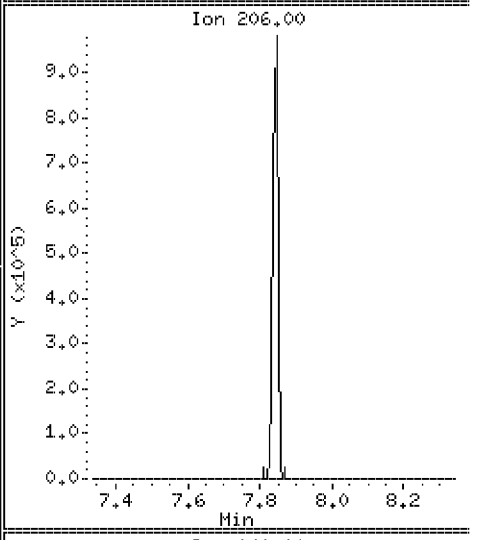

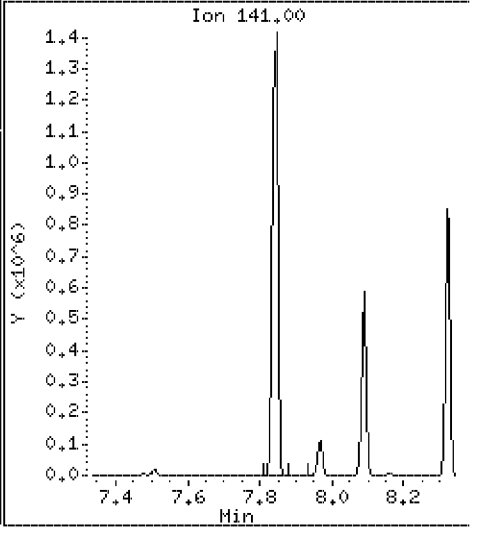

Data File: \\Svecd04\DD\chem\smsd03.i\S3042312.b\8270CAL7.D

Date : 23-APR-2012 10:23

Client ID: 8270CAL7

Instrument: smsd03.i

Sample Info: 45921

Purge Volume: 1000.0

Operator: PEL

Column phase: HPMS-5

Column diameter: 0.25

84 4-Nitroaniline

Concentration: 104 ug/l

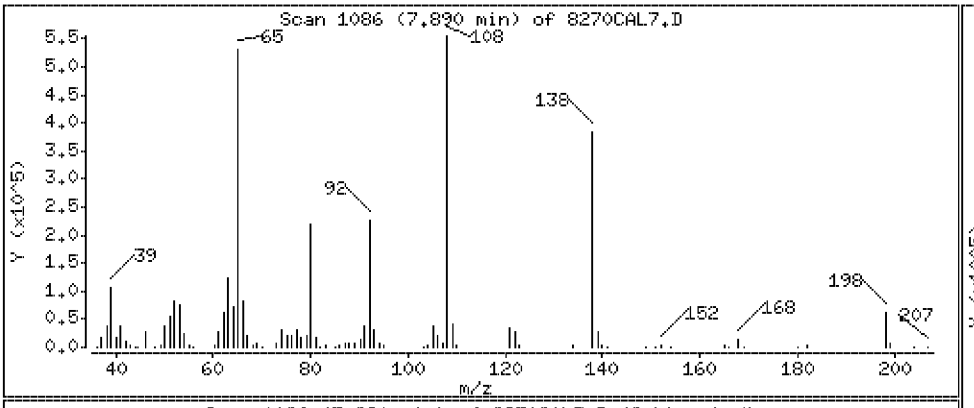

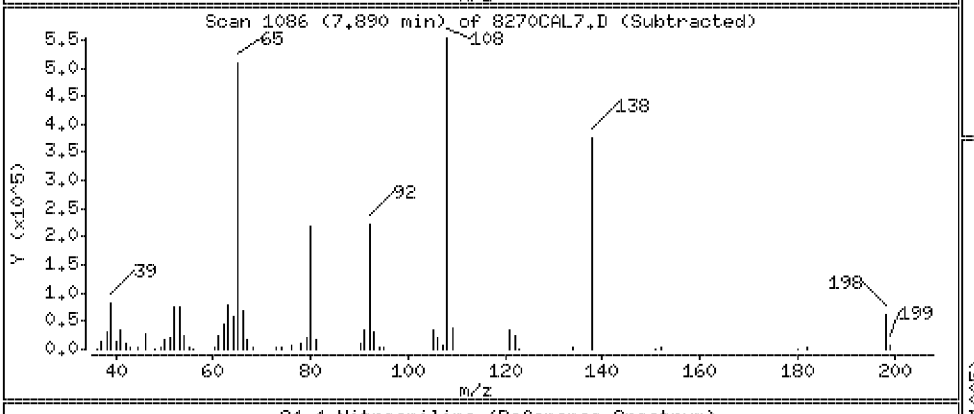

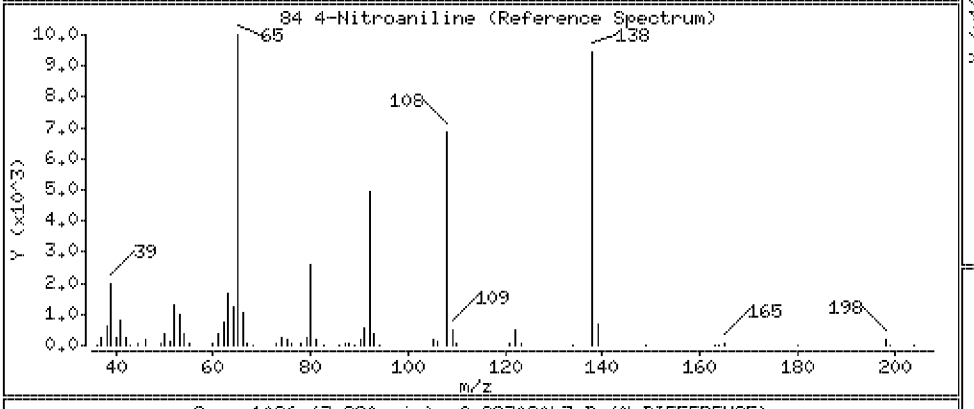

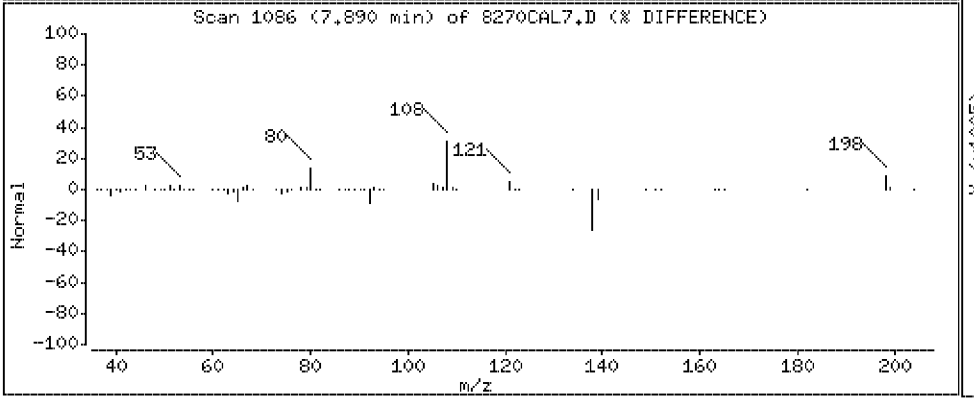

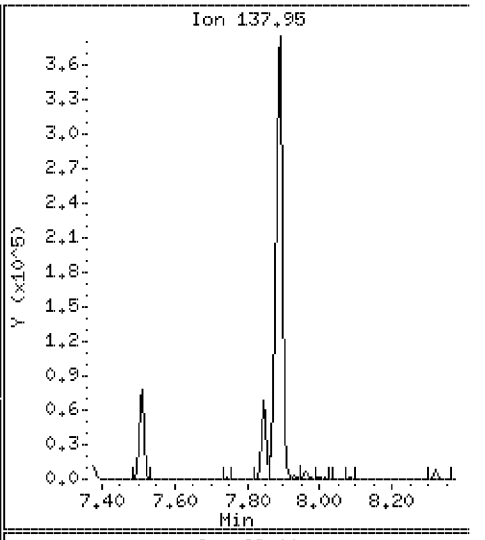

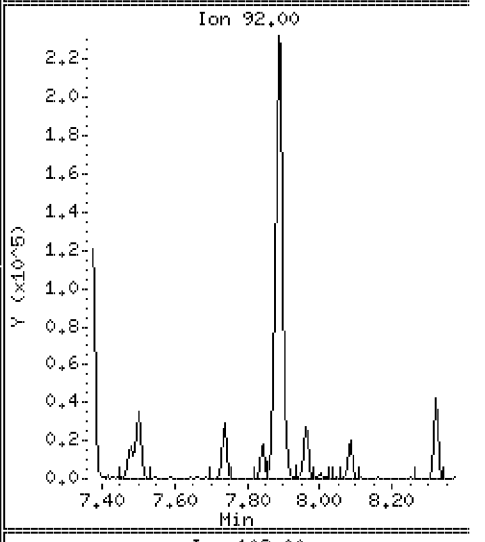

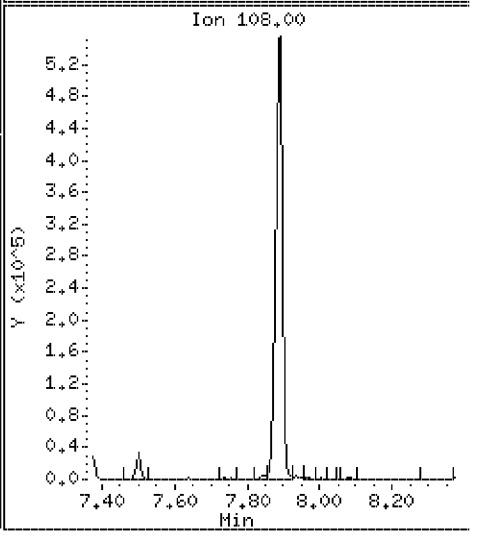

Data File: \\Svecd04\DD\chem\smsd03.i\S3042312.b\8270CAL7.D

Date : 23-APR-2012 10:23

Client ID: 8270CAL7

Instrument: smsd03.i

Sample Info: 45921

Purge Volume: 1000.0

Operator: PEL

Column phase: HPMS-5

Column diameter: 0.25

85 4,6-Dinitro-2-methylphenol

Concentration: 102 ug/l

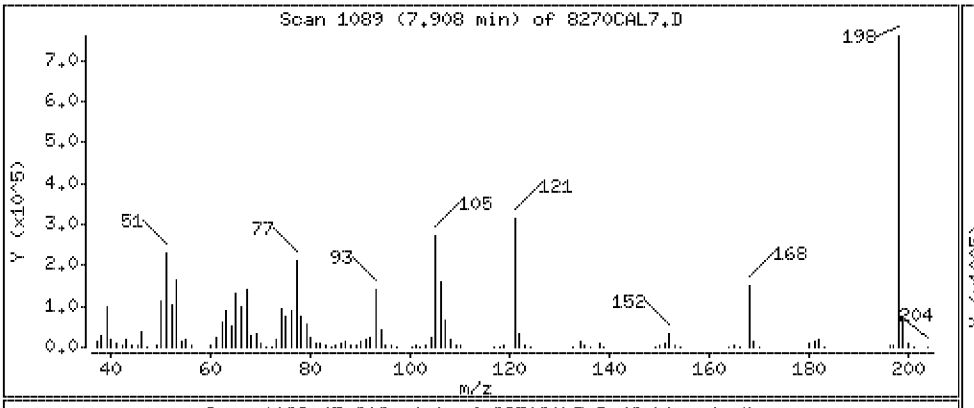

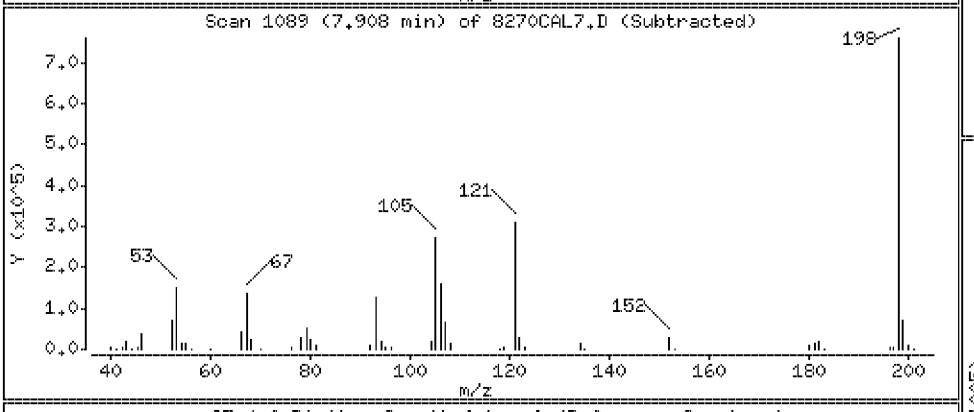

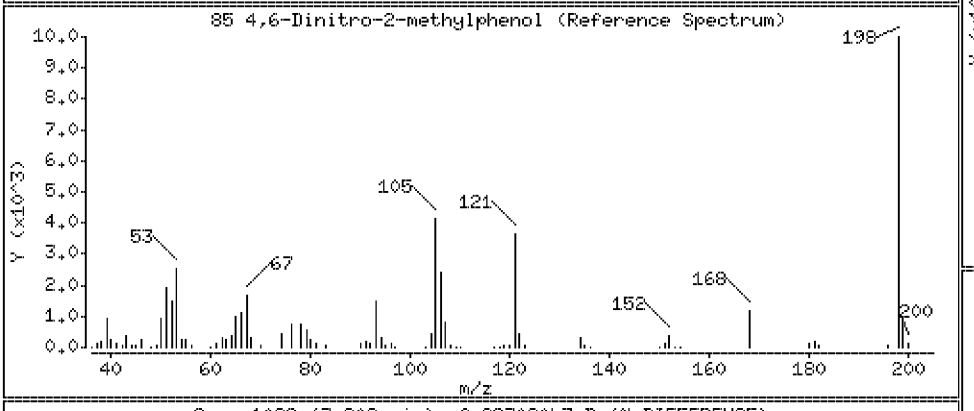

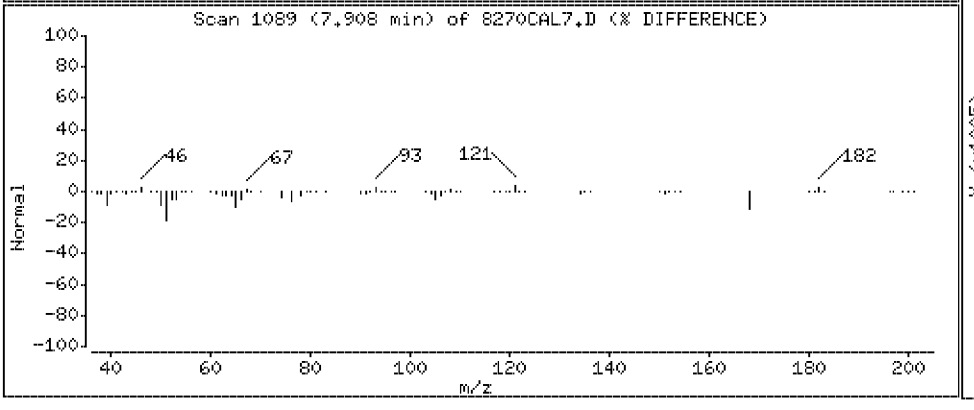

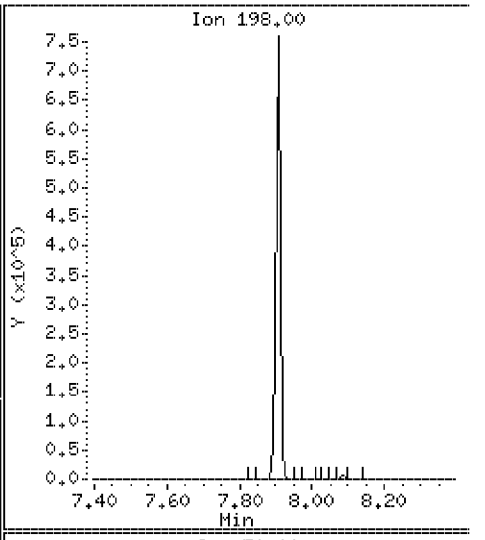

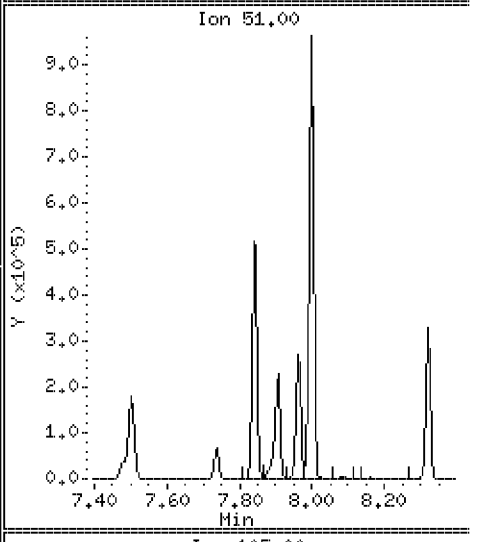

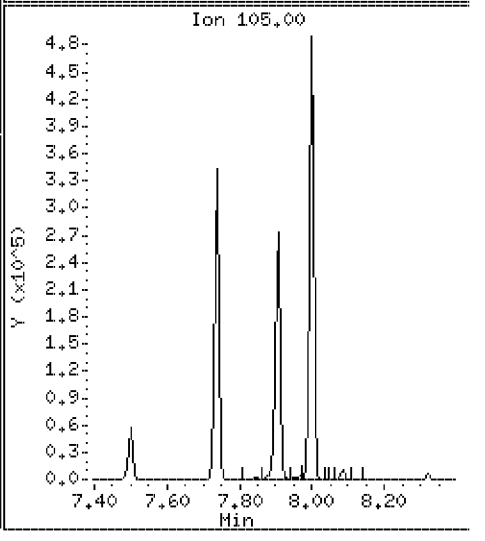

Data File: \\Svecd04\DD\chem\smsd03.i\S3042312.b\8270CAL7.D

Date : 23-APR-2012 10:23

Client ID: 8270CAL7 Instrument: smsd03.i

Sample Info: 45921

Purge Volume: 1000.0 Operator: PEL

Column phase: HPMS-5 Column diameter: 0.25

86 N-Nitrosodiphenylamine Concentration: 104 ug/l

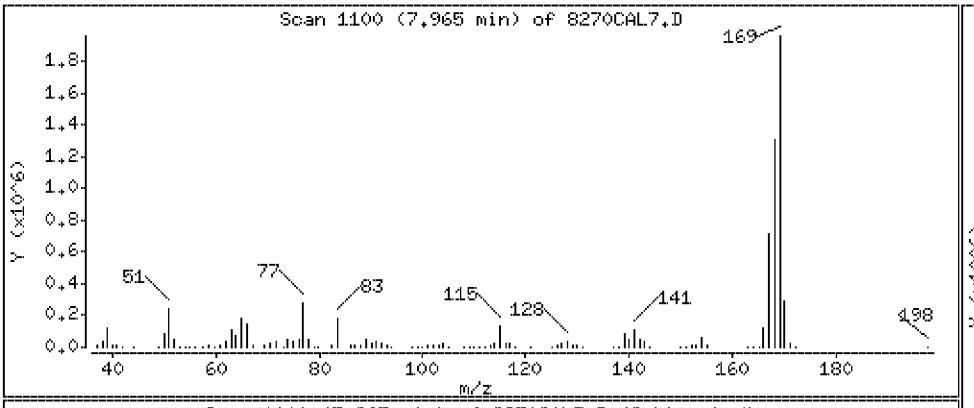

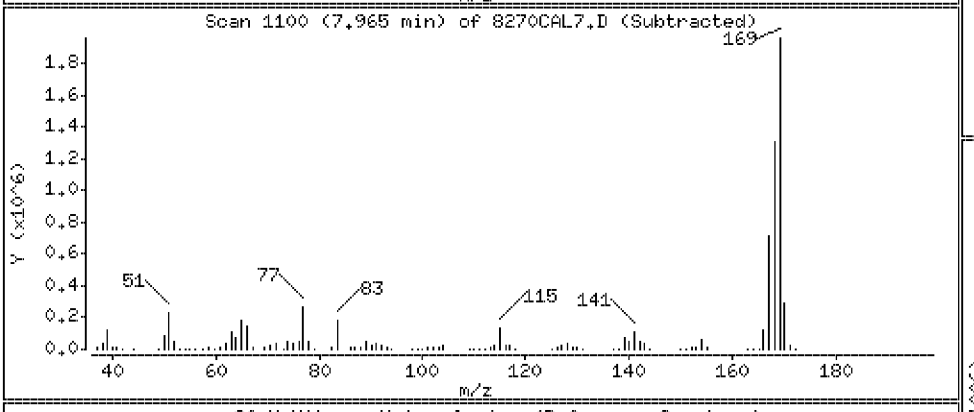

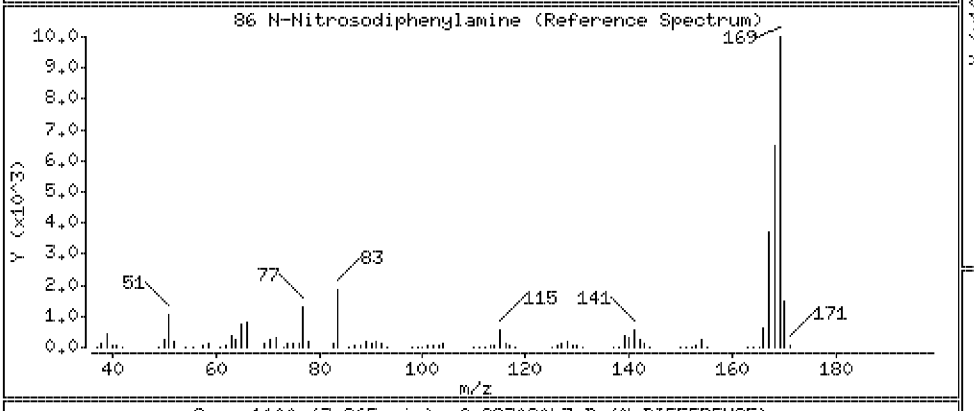

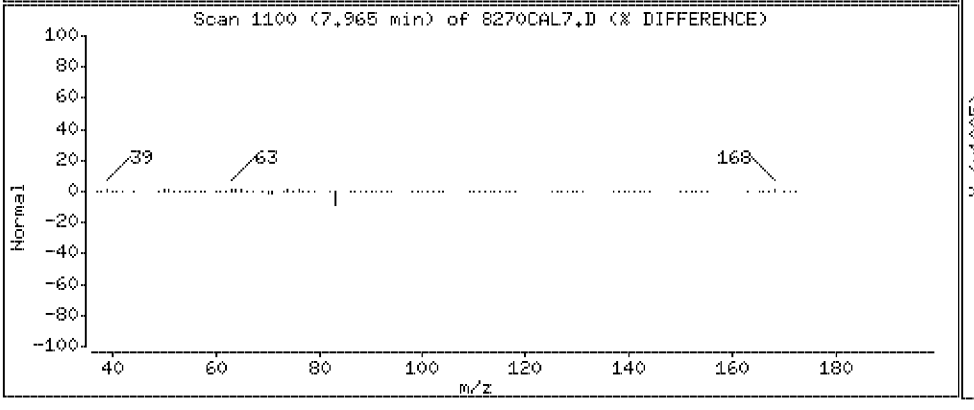

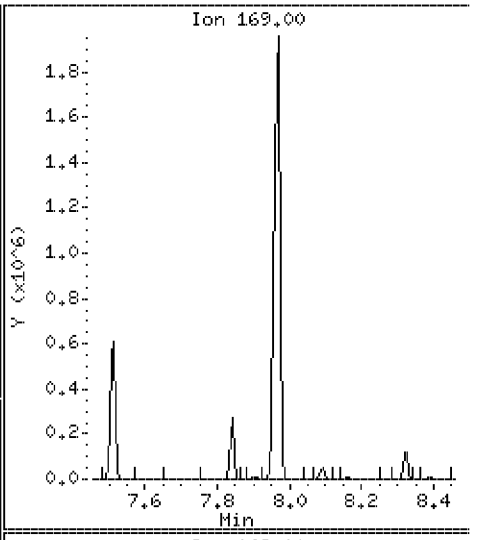

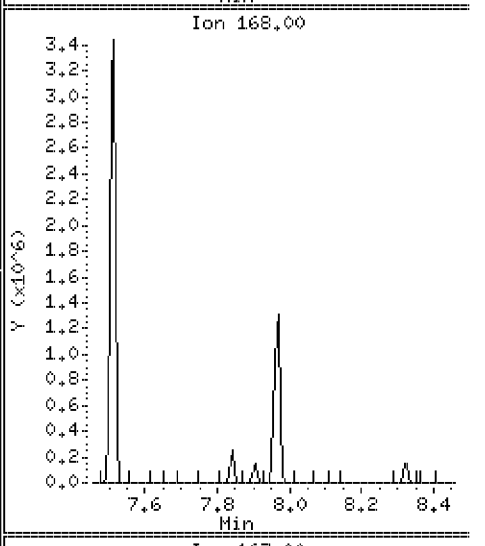

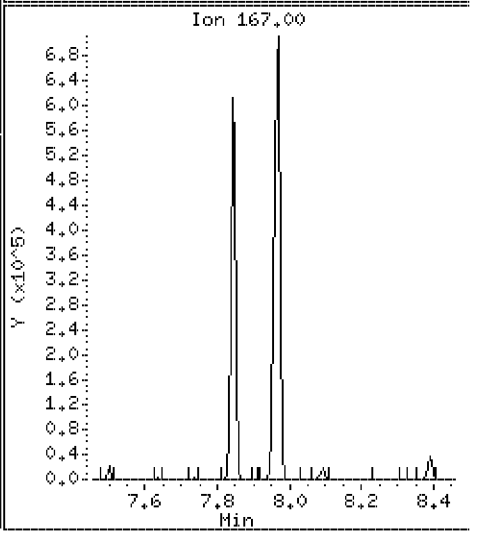

Data File: \\Svecd04\DD\chem\smsd03.i\S3042312.b\8270CAL7.D

Date : 23-APR-2012 10:23

Client ID: 8270CAL7

Instrument: smsd03.i

Sample Info: 45921

Purge Volume: 1000.0

Operator: PEL

Column phase: HPMS-5

Column diameter: 0.25

87 1,2-Diphenylhydrazine

Concentration: 95.6 ug/l

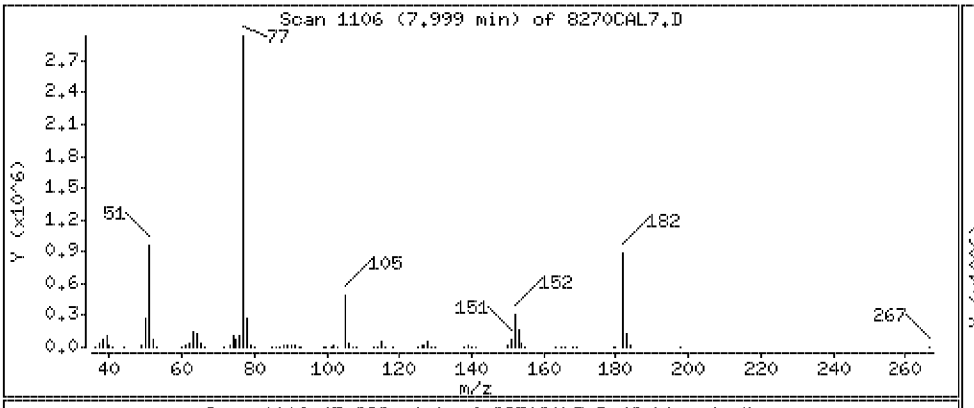

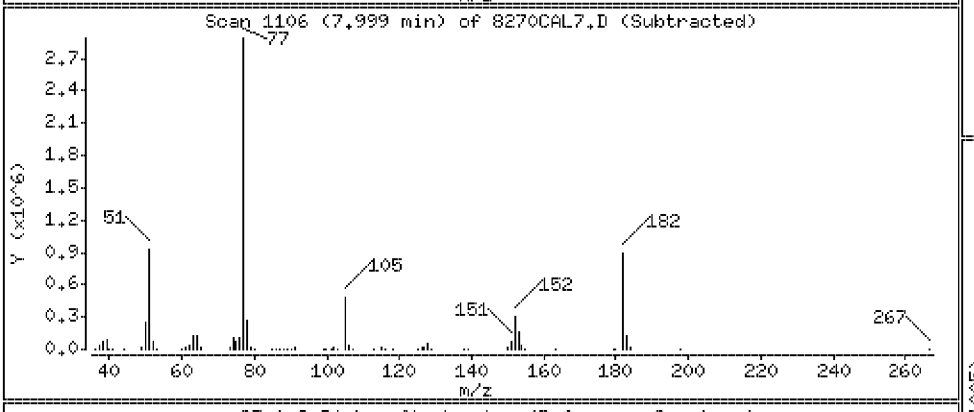

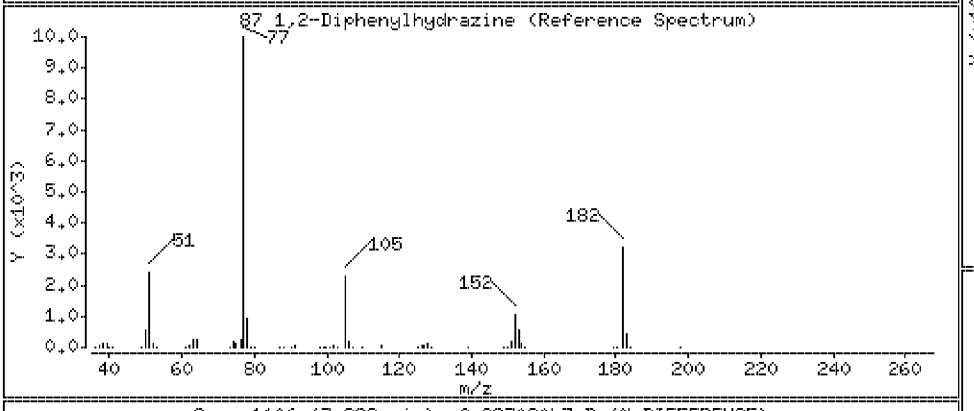

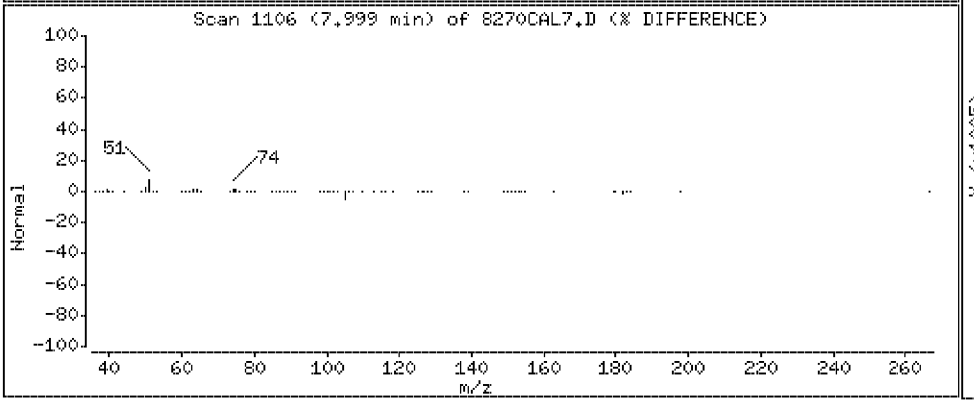

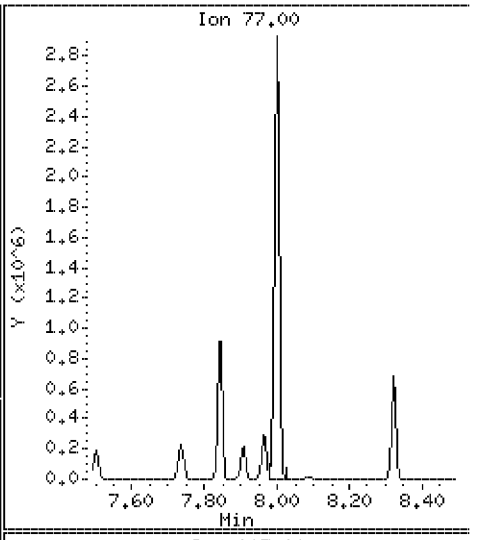

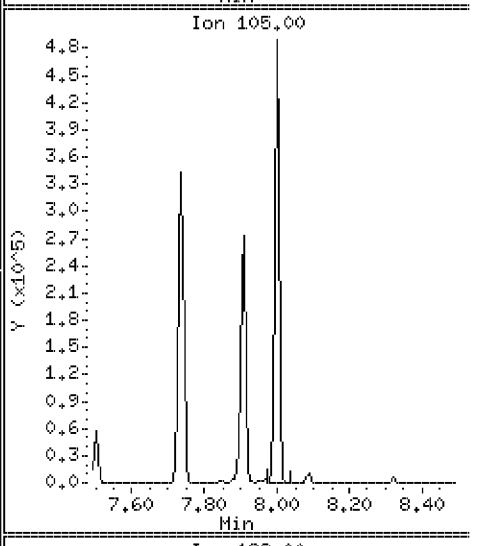

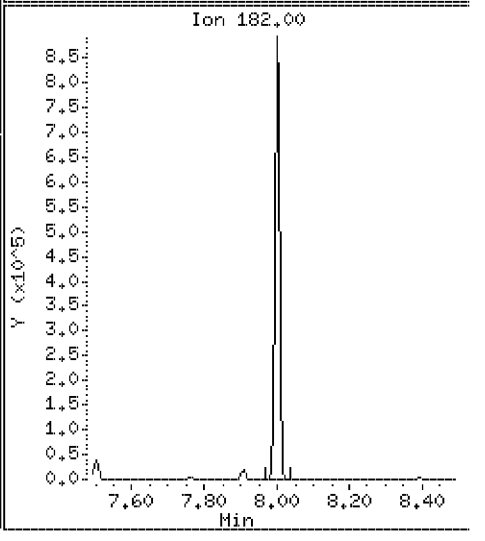

Data File: \\Svecd04\DD\chem\smsd03.i\S3042312.b\8270CAL7.D

Date : 23-APR-2012 10:23

Client ID: 8270CAL7

Instrument: smsd03.i

Sample Info: 45921

Purge Volume: 1000.0

Operator: PEL

Column phase: HPMS-5

Column diameter: 0.25

93 4-Bromophenylphenylether

Concentration: 108 ug/l

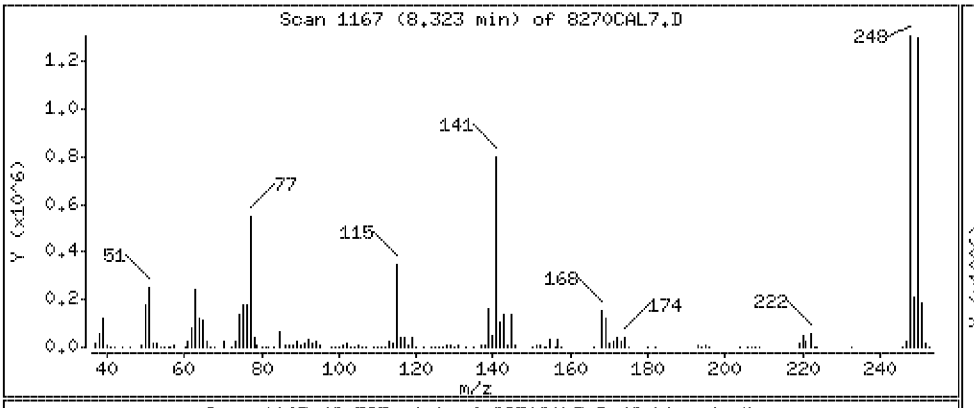

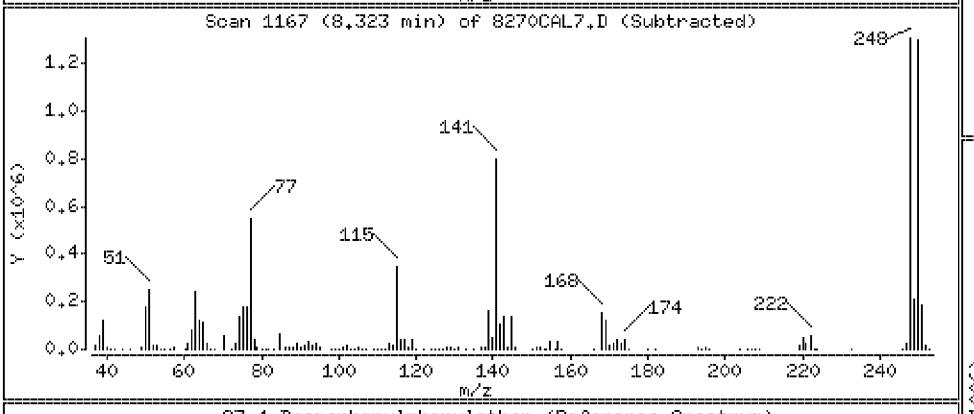

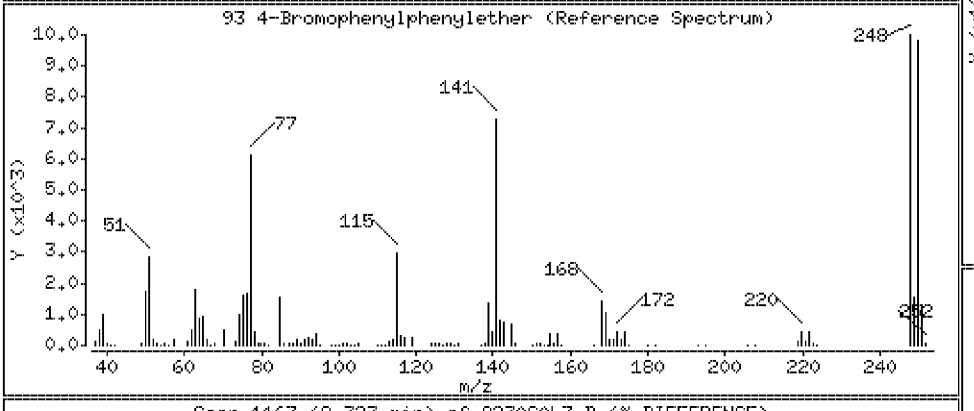

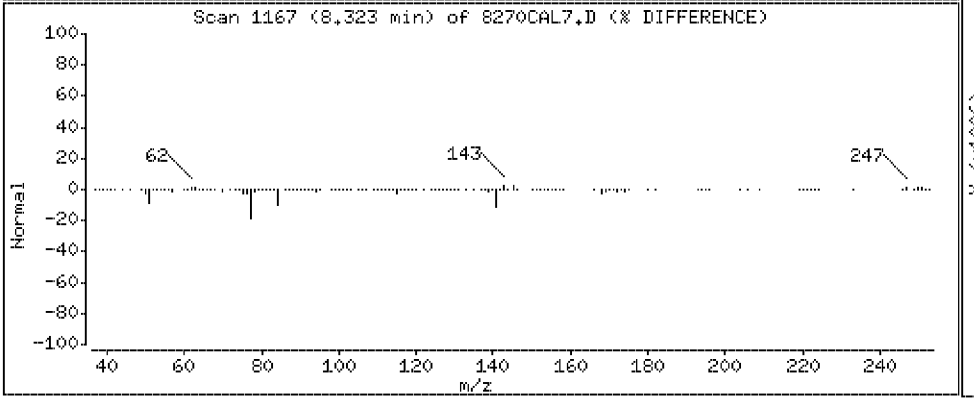

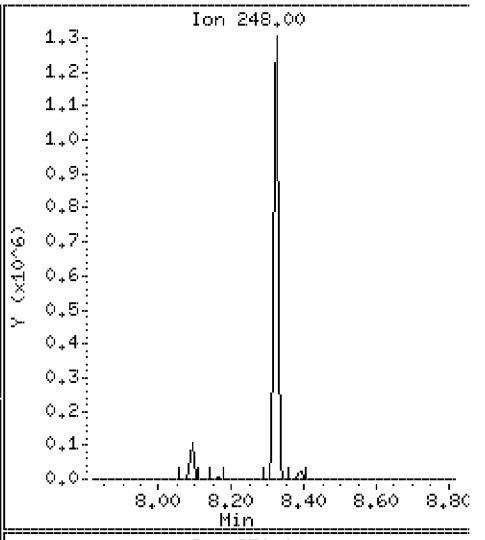

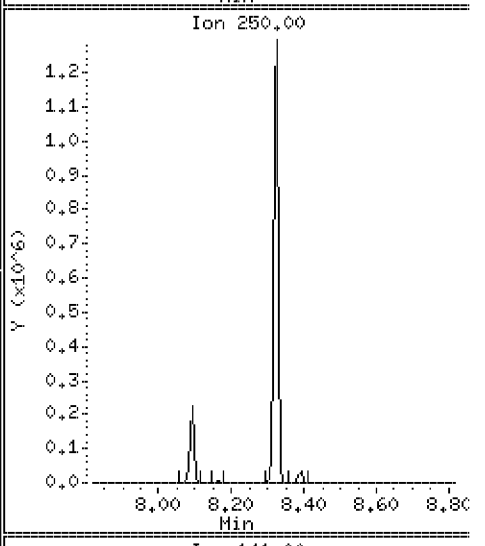

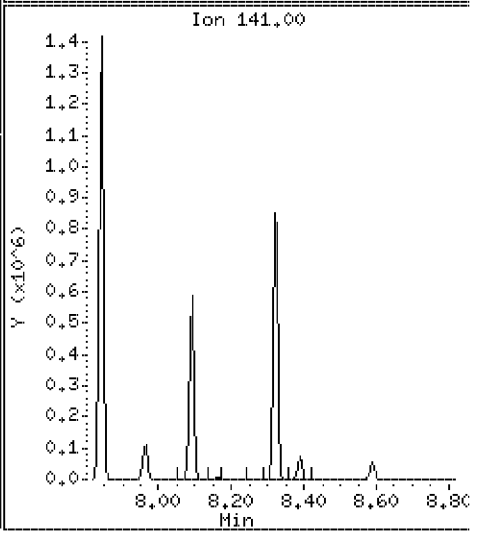

Data File: \\Svecd04\DD\chem\smsd03.i\S3042312.b\8270CAL7.D

Date : 23-APR-2012 10:23

Client ID: 8270CAL7

Instrument: smsd03.i

Sample Info: 45921

Purge Volume: 1000.0

Operator: PEL

Column phase: HPMS-5

Column diameter: 0.25

94 Hexachlorobenzene

Concentration: 110 ug/l

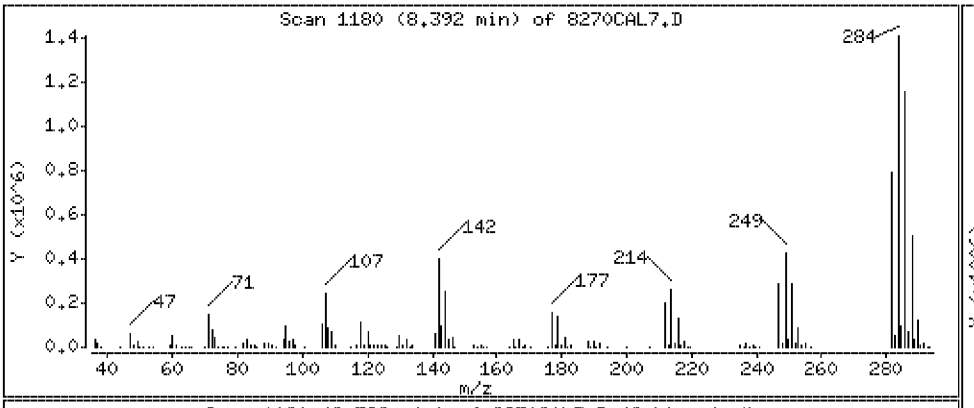

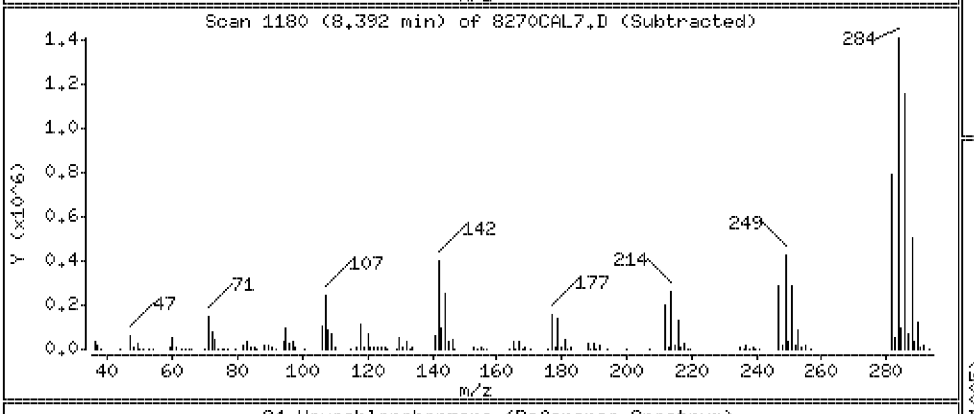

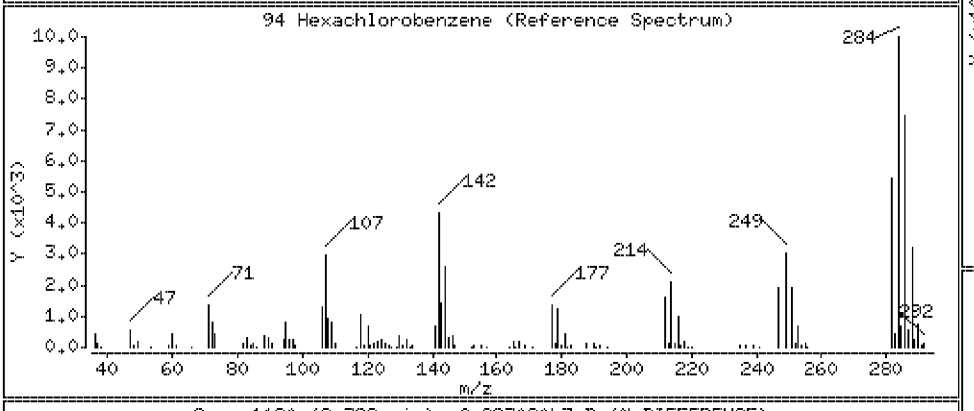

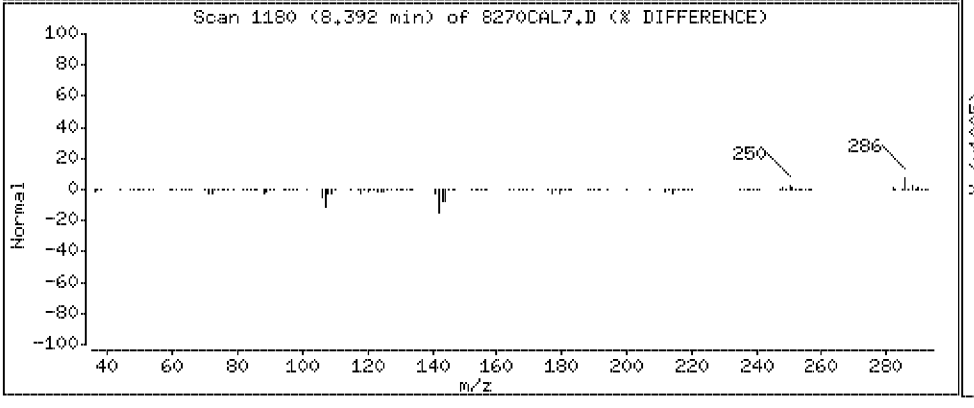

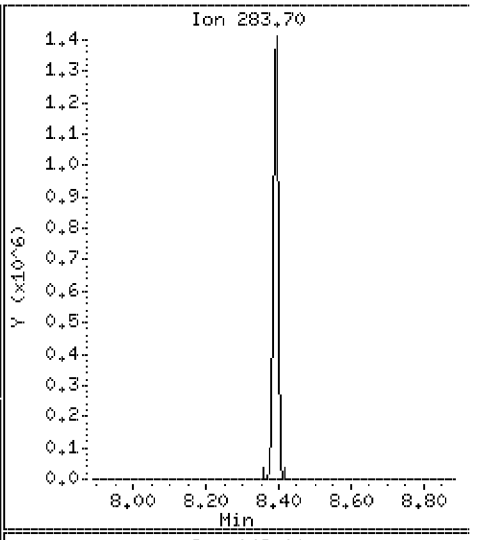

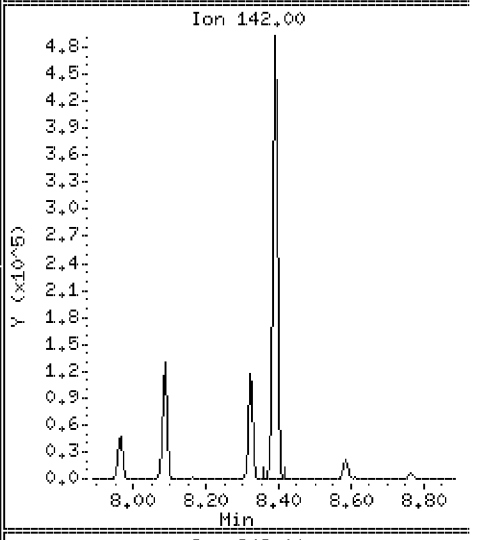

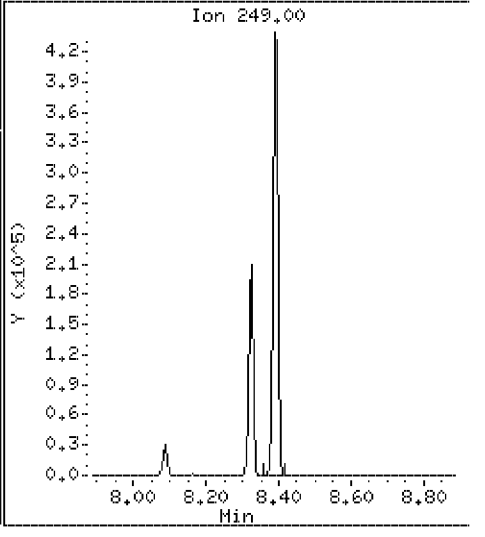

Data File: \\Svecd04\DD\chem\smsd03.i\S3042312.b\8270CAL7.D

Date : 23-APR-2012 10:23

Client ID: 8270CAL7

Instrument: smsd03.i

Sample Info: 45921

Purge Volume: 1000.0

Operator: PEL

Column phase: HPMS-5

Column diameter: 0.25

96 Pentachlorophenol

Concentration: 112 ug/l

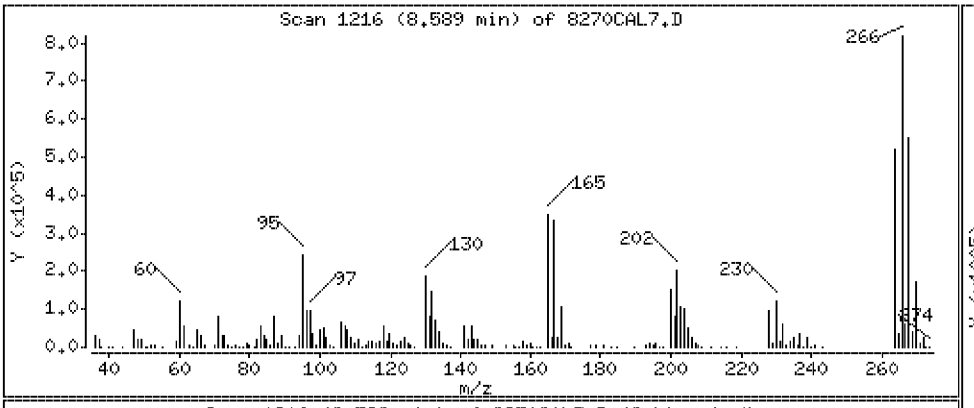

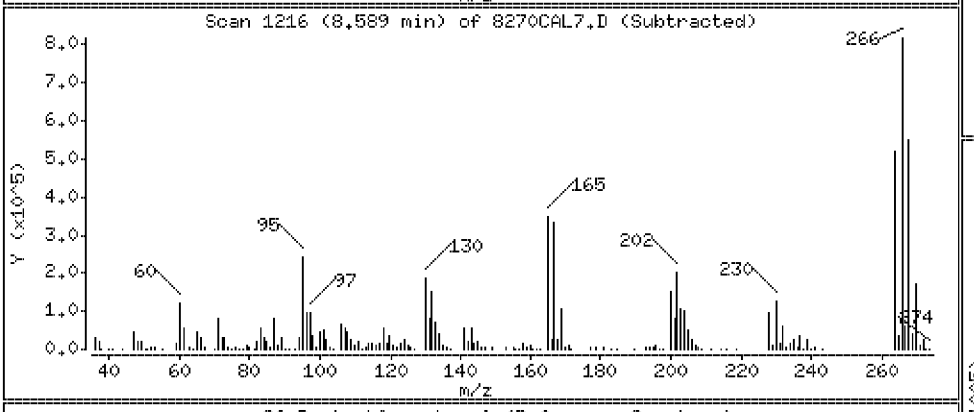

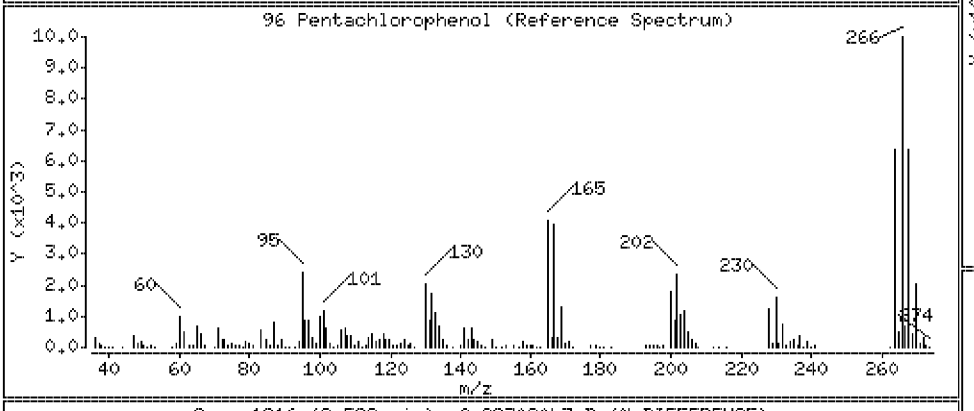

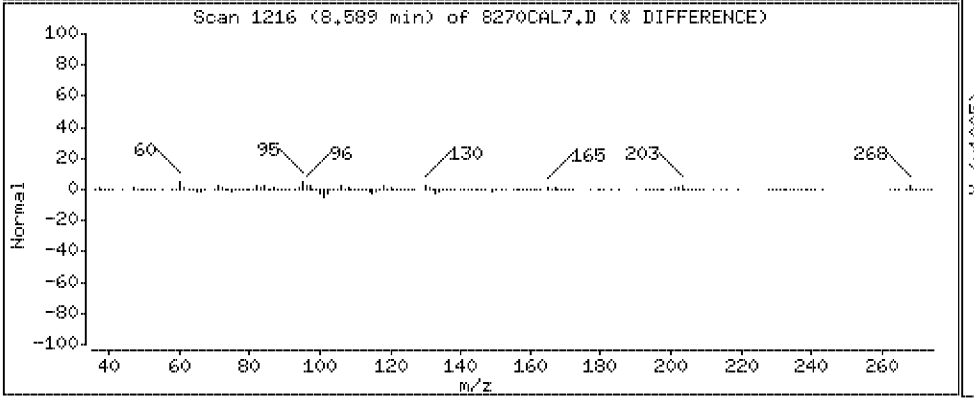

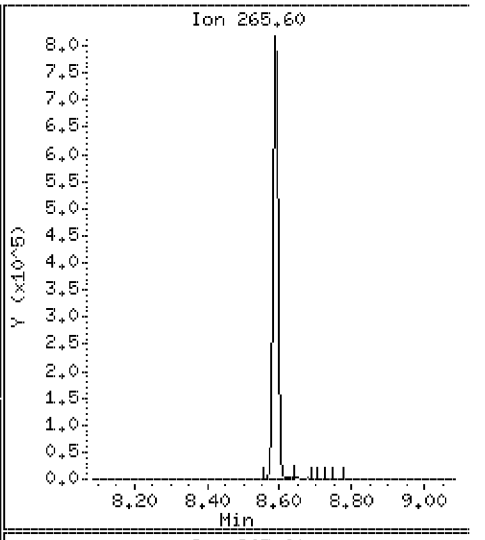

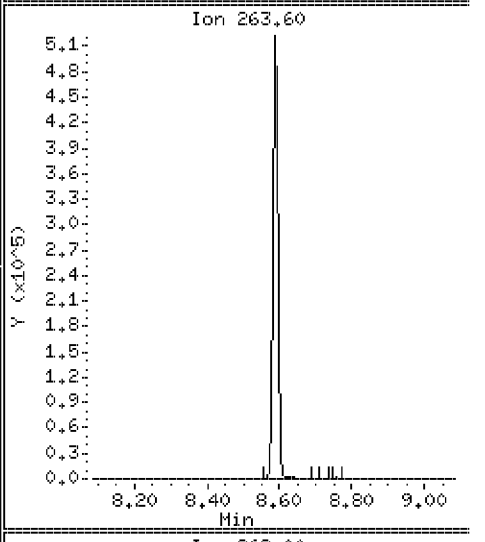

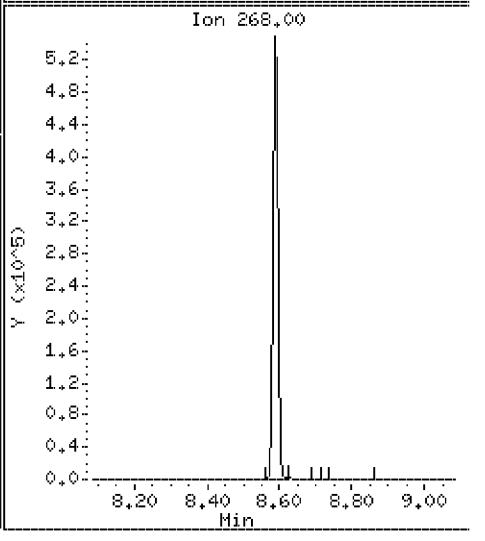

Data File: \\Svecd04\DD\chem\smsd03.i\S3042312.b\8270CAL7.D

Date : 23-APR-2012 10:23

Client ID: 8270CAL7

Instrument: smsd03.i

Sample Info: 45921

Purge Volume: 1000.0

Operator: PEL

Column phase: HPMS-5

Column diameter: 0.25

101 Phenanthrene

Concentration: 96.8 ug/l

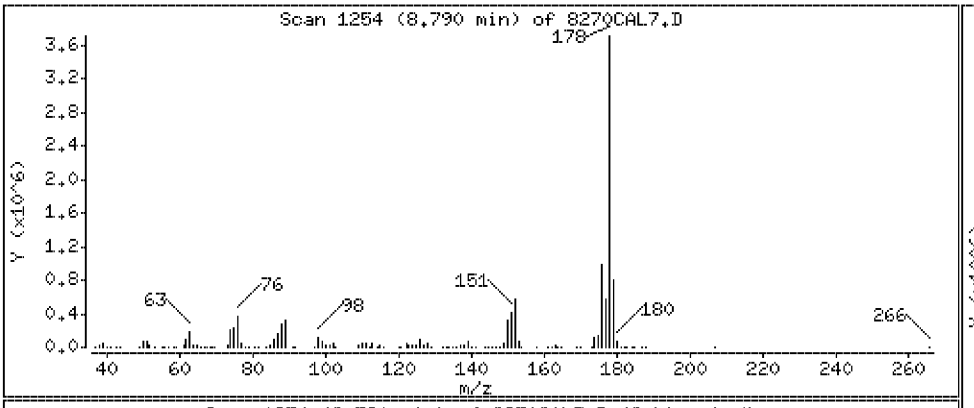

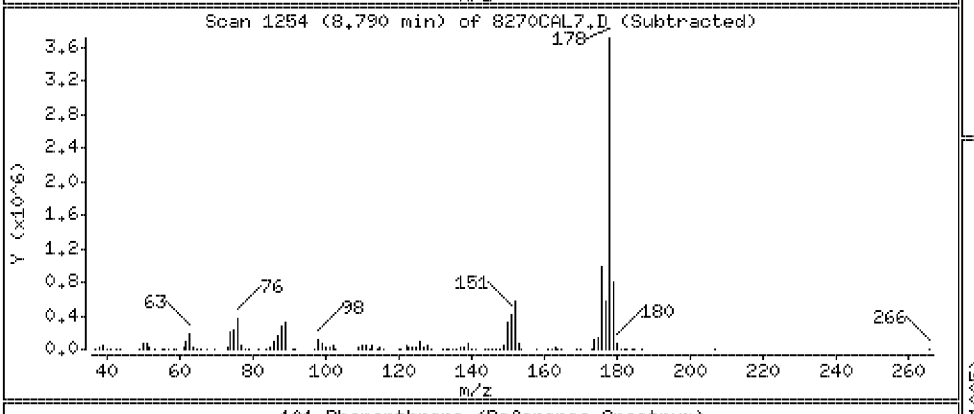

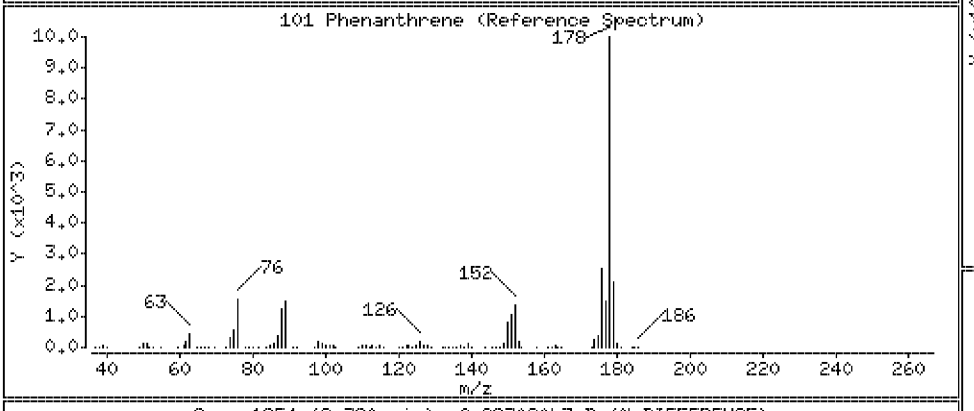

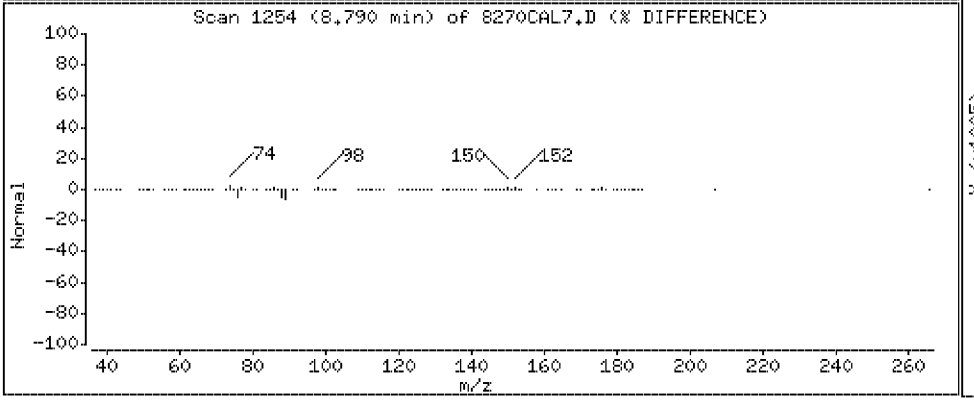

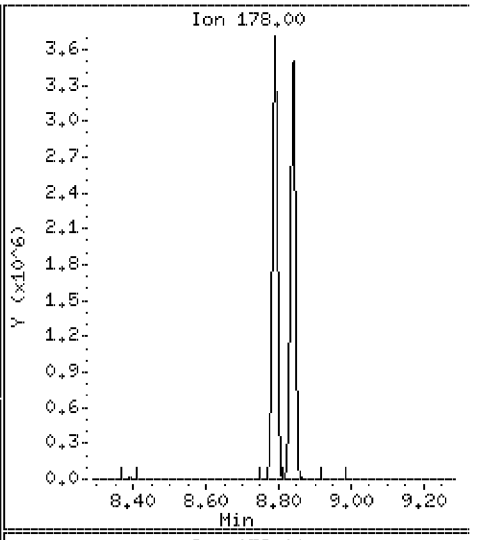

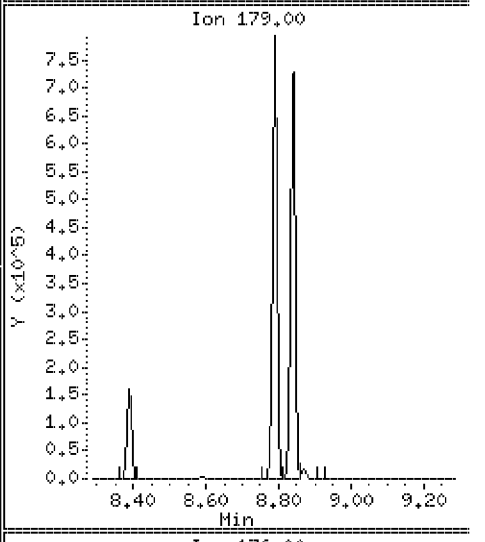

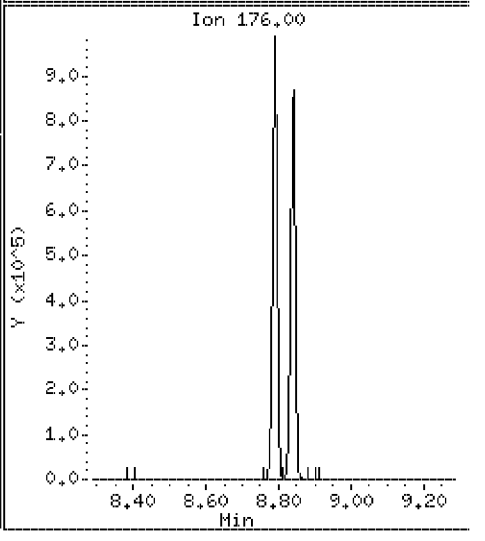

Data File: \\Svecd04\DD\chem\smsd03.i\S3042312.b\8270CAL7.D

Date : 23-APR-2012 10:23

Client ID: 8270CAL7

Instrument: smsd03.i

Sample Info: 45921

Purge Volume: 1000.0

Operator: PEL

Column phase: HPMS-5

Column diameter: 0.25

103 Anthracene

Concentration: 96.6 ug/l

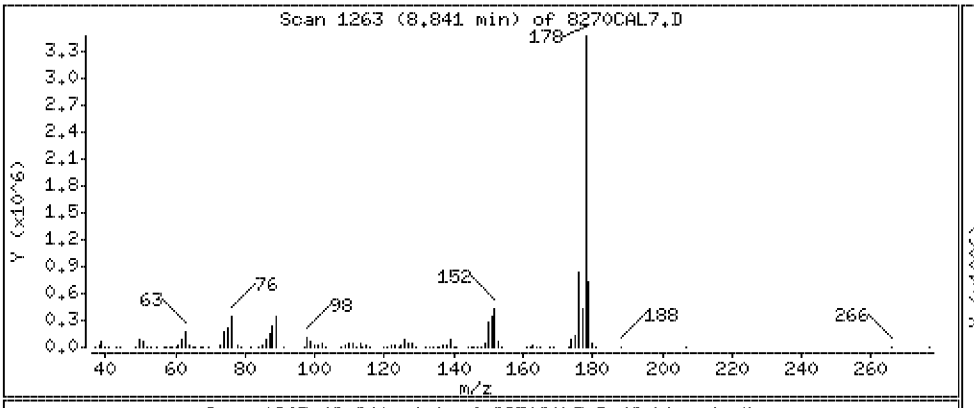

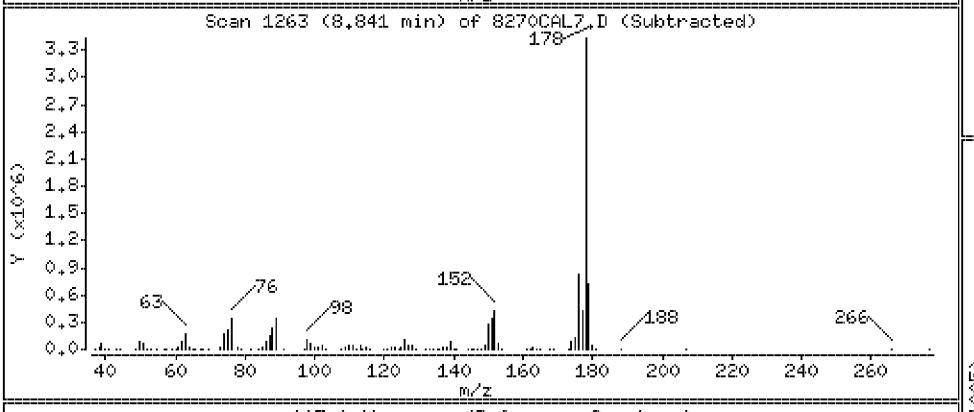

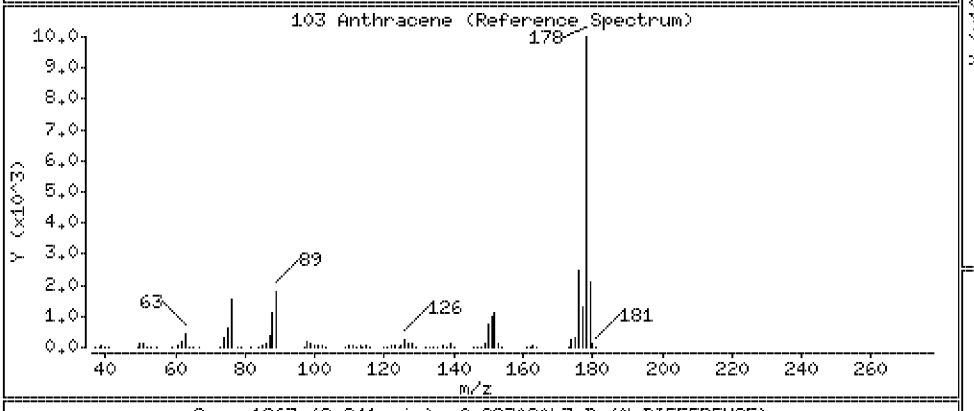

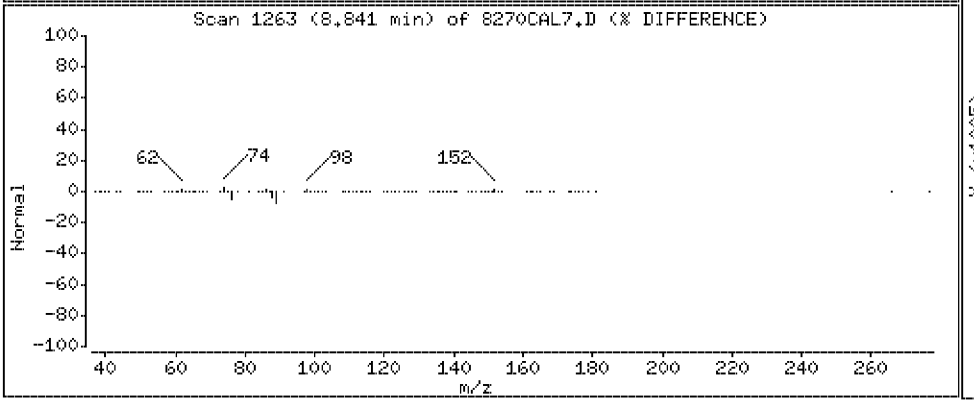

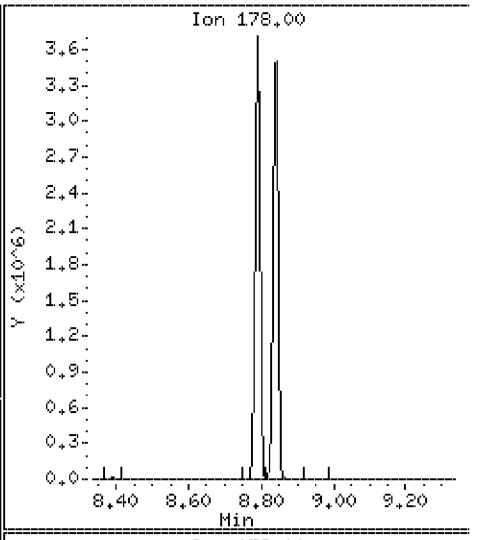

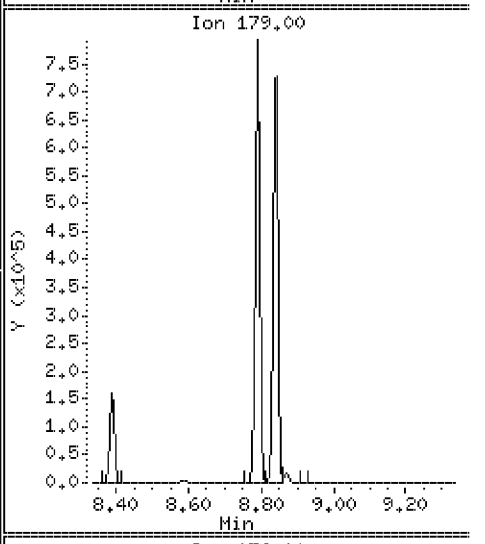

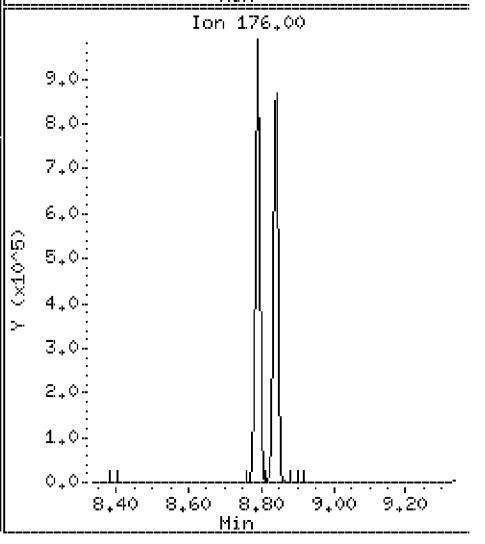

Data File: \\Svecd04\DD\chem\smsd03.i\S3042312.b\8270CAL7.D

Date : 23-APR-2012 10:23

Client ID: 8270CAL7 Instrument: smsd03.i

Sample Info: 45921

Purge Volume: 1000.0 Operator: PEL

Column phase: HPMS-5 Column diameter: 0.25

104 Carbazole Concentration: 99.5 ug/l

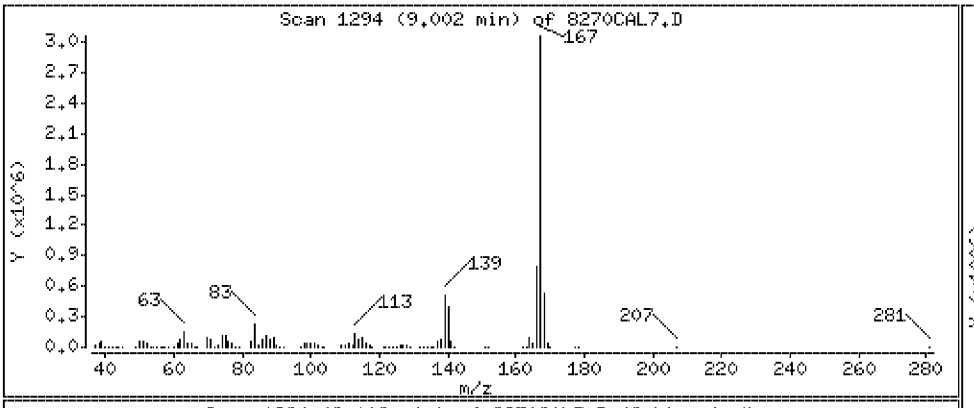

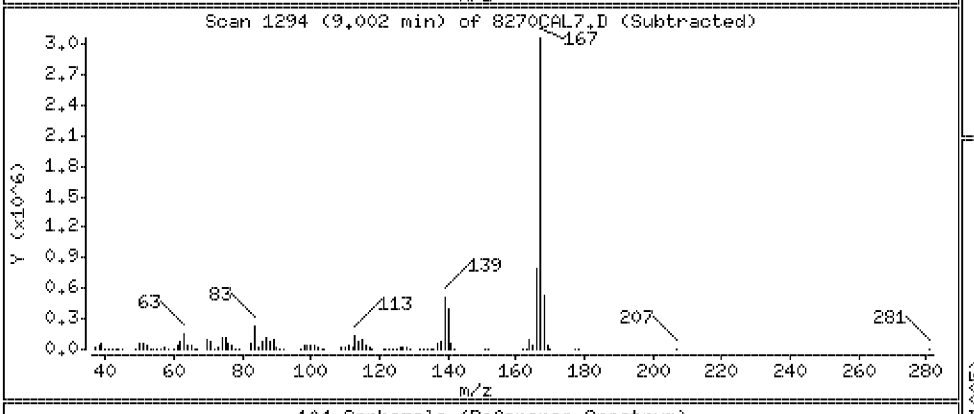

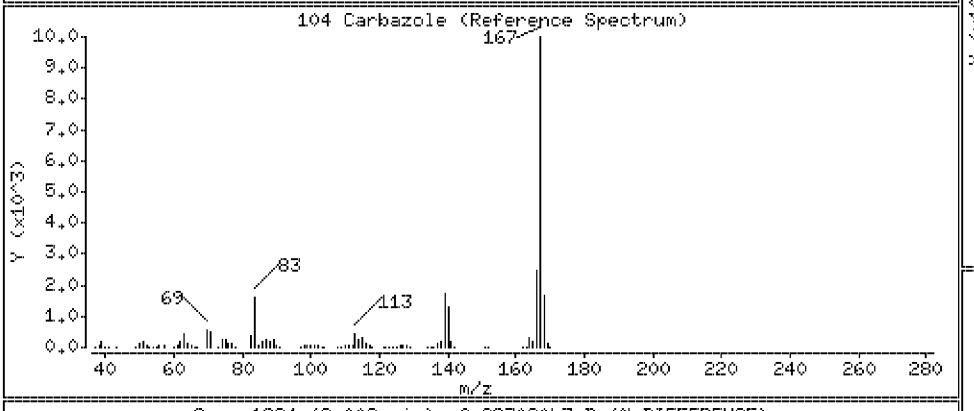

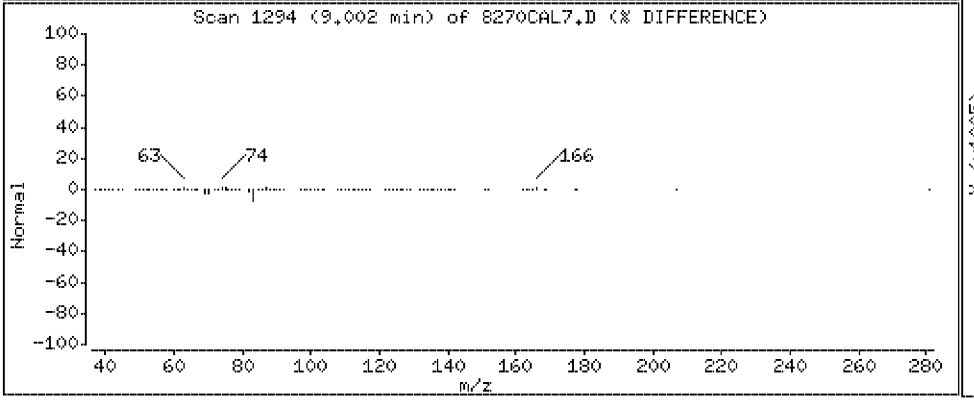

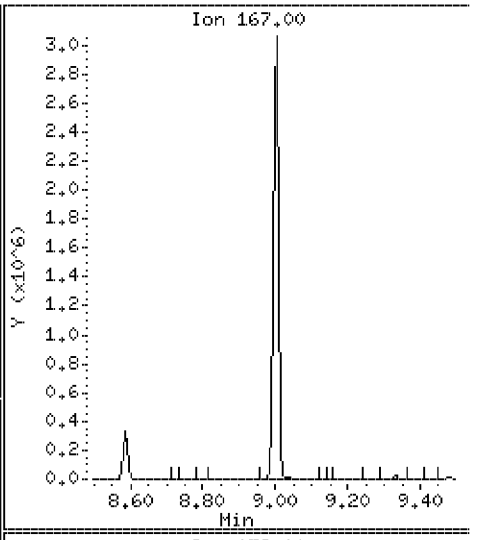

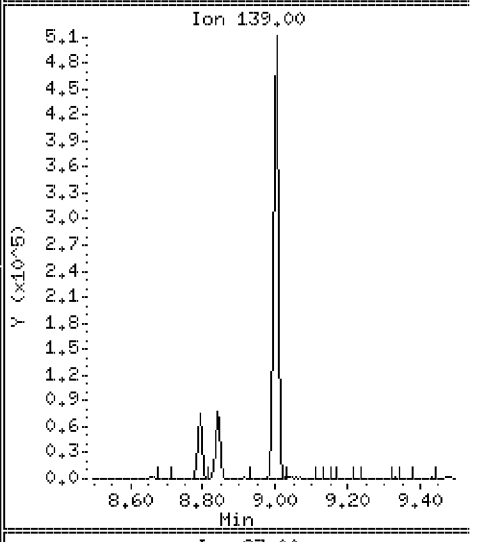

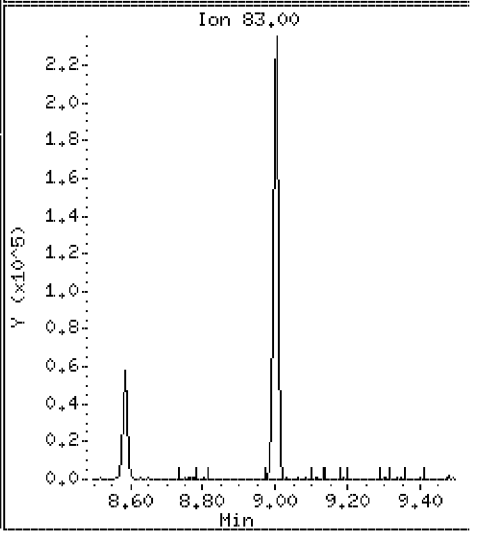

Data File: \\Svecd04\DD\chem\smsd03.i\S3042312.b\8270CAL7.D

Date : 23-APR-2012 10:23

Client ID: 8270CAL7 Instrument: smsd03.i

Sample Info: 45921

Purge Volume: 1000.0 Operator: PEL

Column phase: HPMS-5 Column diameter: 0.25

105 Di-n-butylphthalate Concentration: 97.4 ug/l

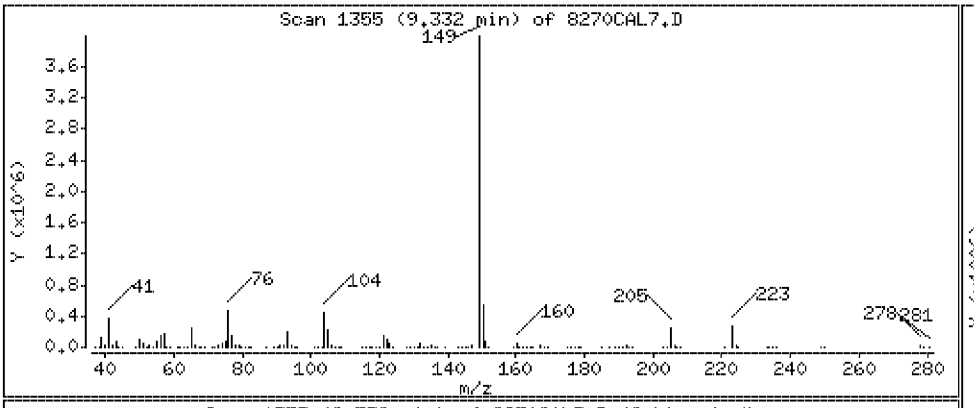

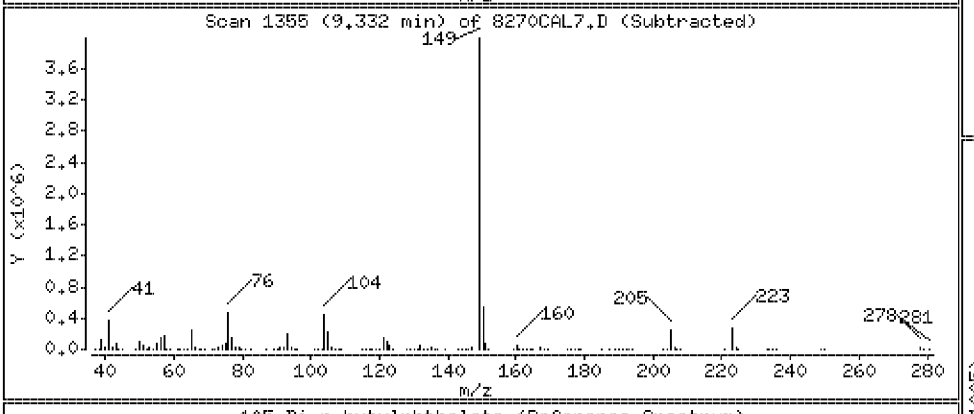

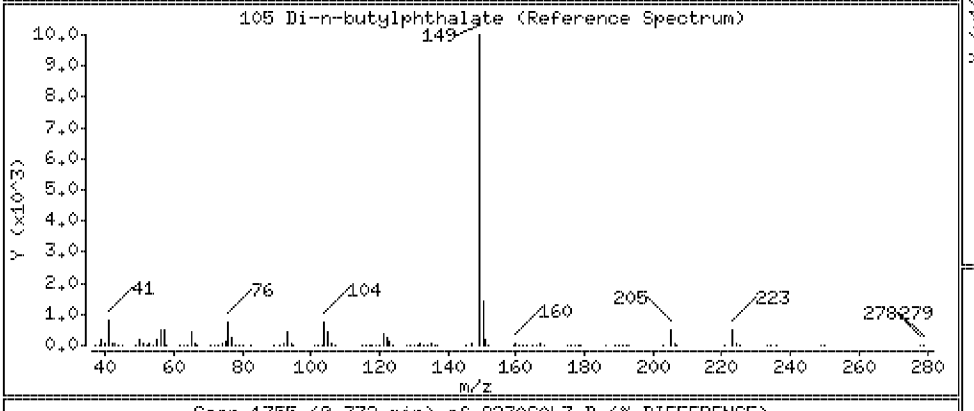

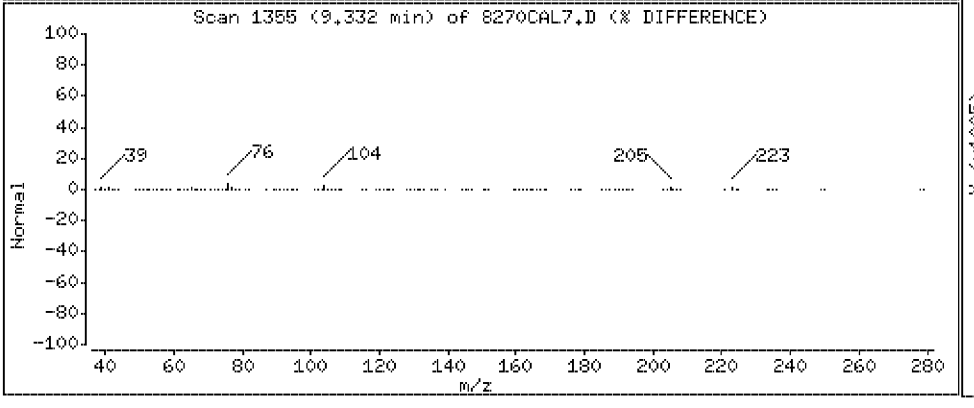

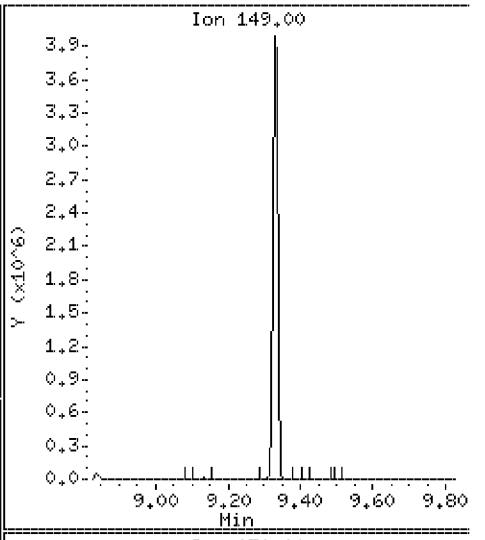

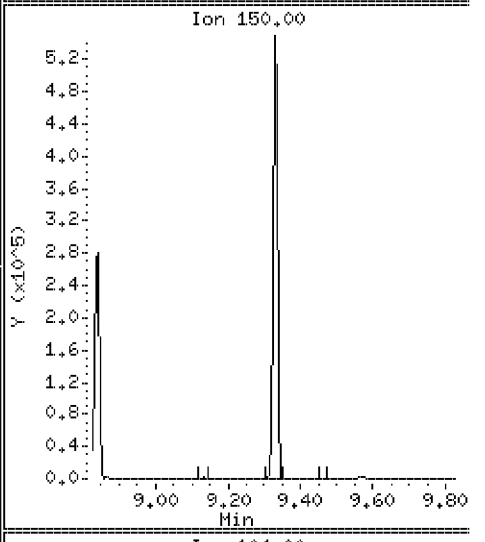

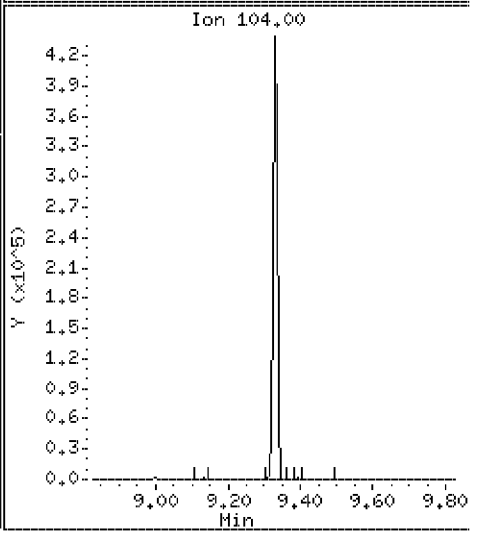

Data File: \\Svecd04\DD\chem\smsd03.i\S3042312.b\8270CAL7.D

Date : 23-APR-2012 10:23

Client ID: 8270CAL7

Instrument: smsd03.i

Sample Info: 45921

Purge Volume: 1000.0

Operator: PEL

Column phase: HPMS-5

Column diameter: 0.25

109 Fluoranthene

Concentration: 95.8 ug/l

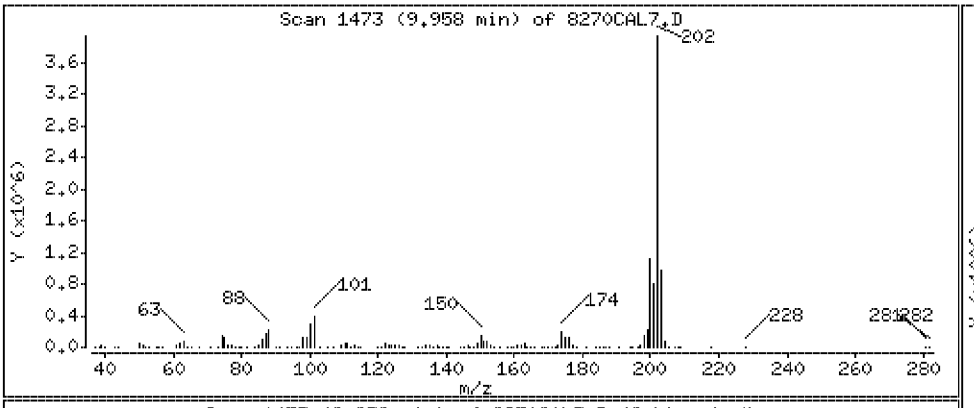

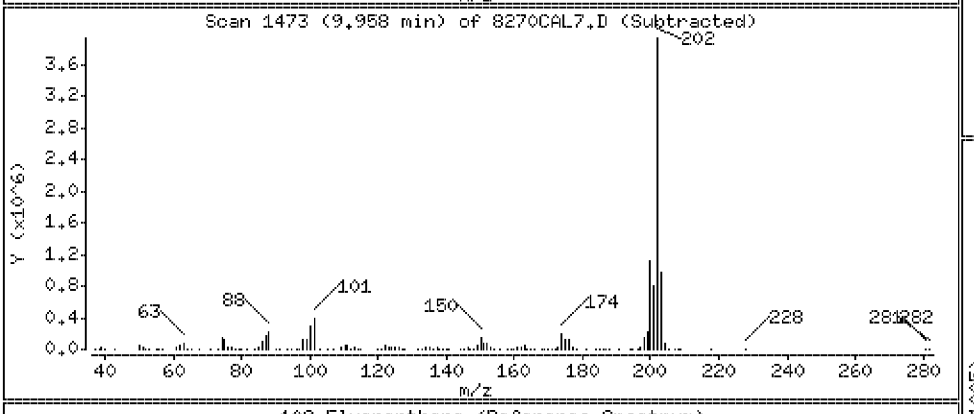

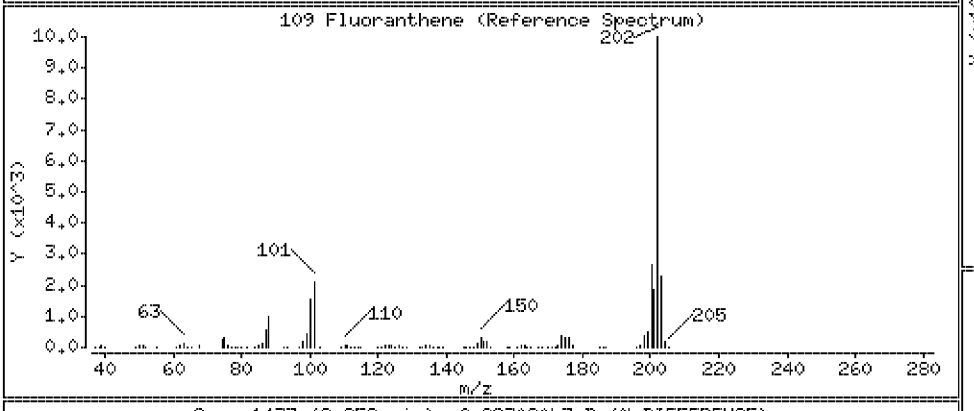

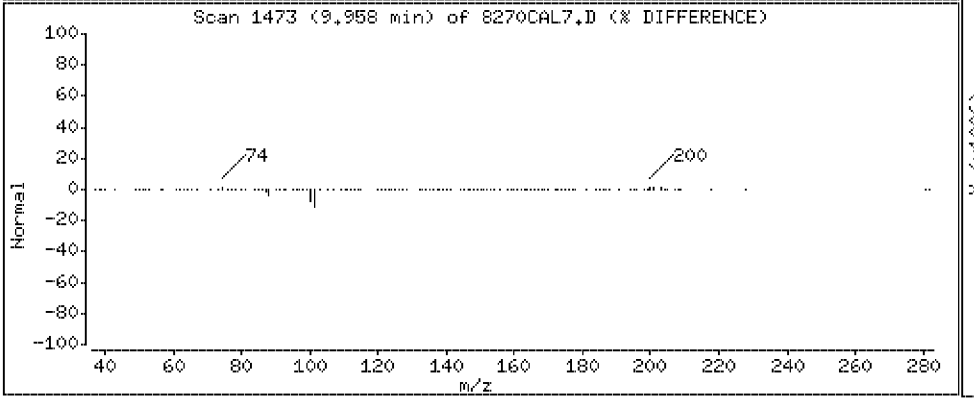

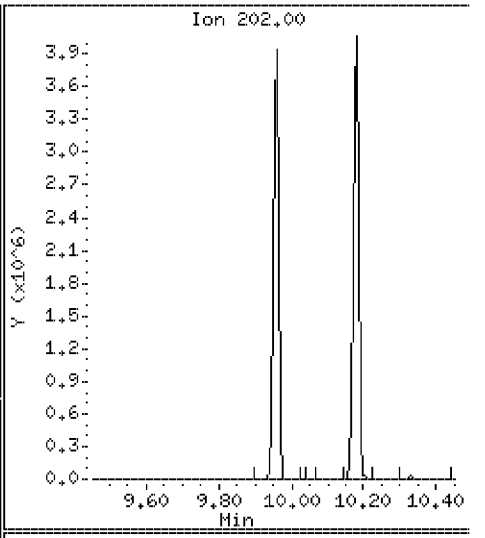

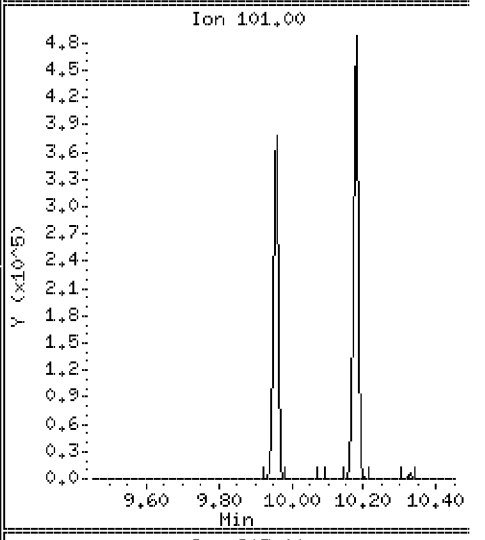

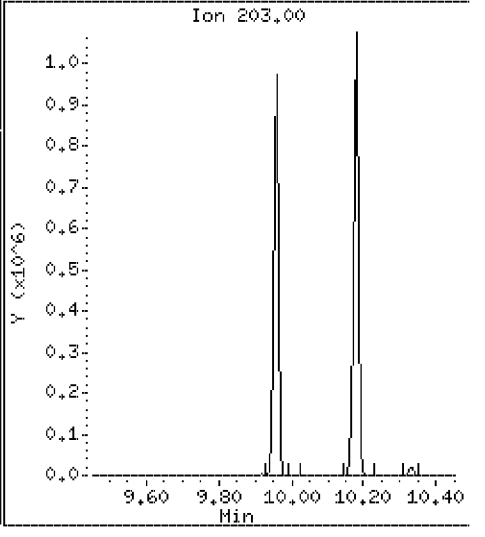

Data File: \\Svecd04\DD\chem\smsd03.i\S3042312.b\8270CAL7.D

Date : 23-APR-2012 10:23

Client ID: 8270CAL7

Instrument: smsd03.i

Sample Info: 45921

Purge Volume: 1000.0

Operator: PEL

Column phase: HPMS-5

Column diameter: 0.25

111 Pyrene

Concentration: 82.1 ug/l

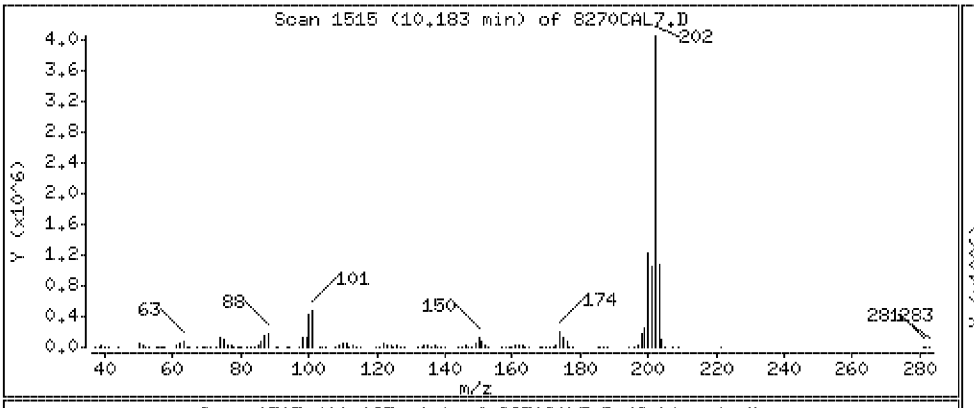

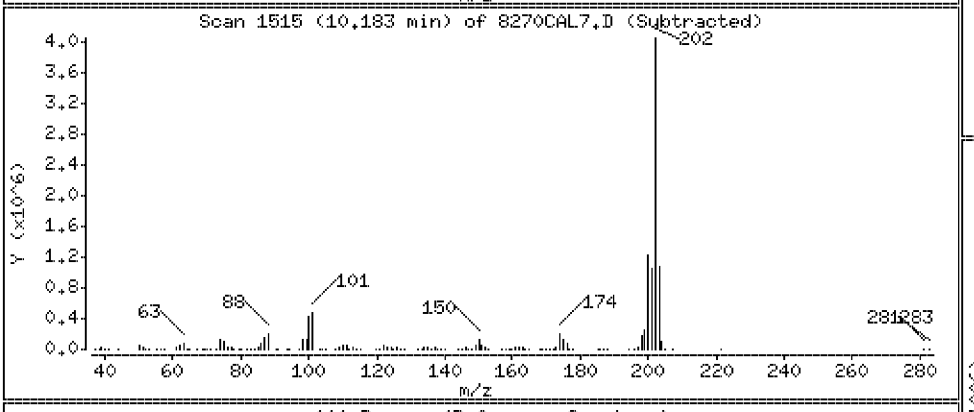

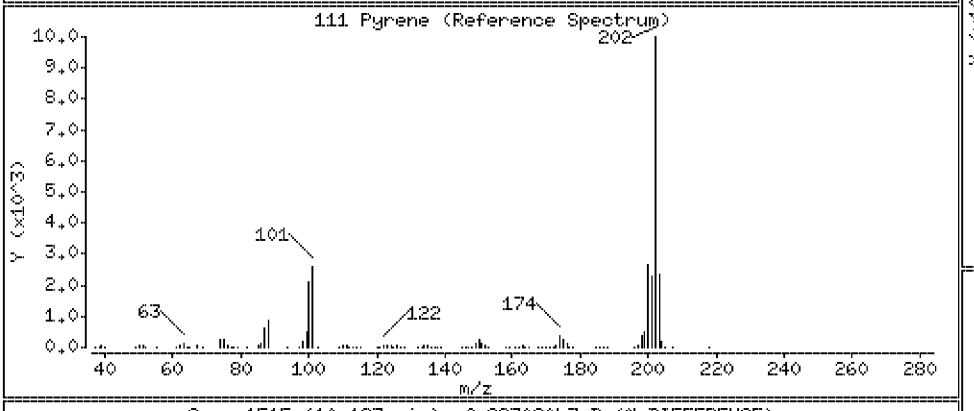

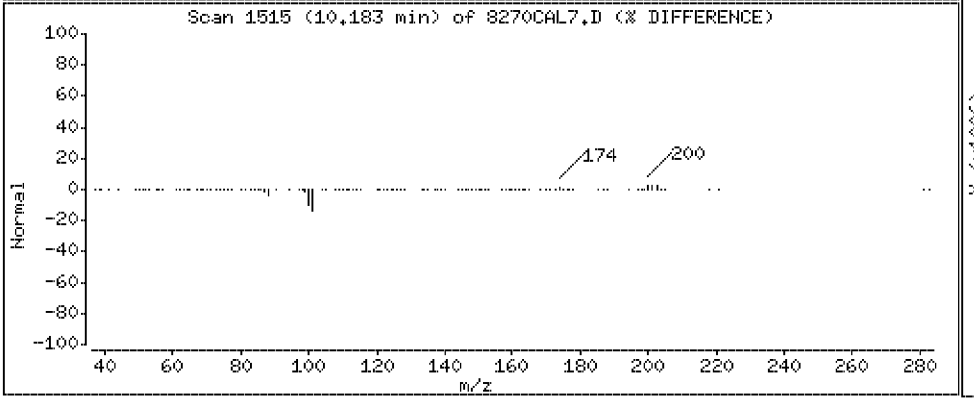

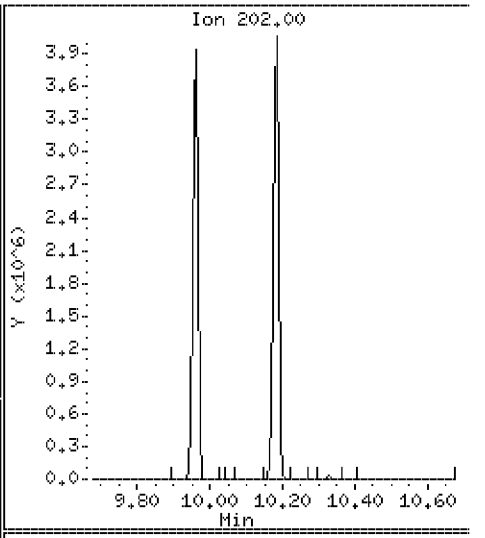

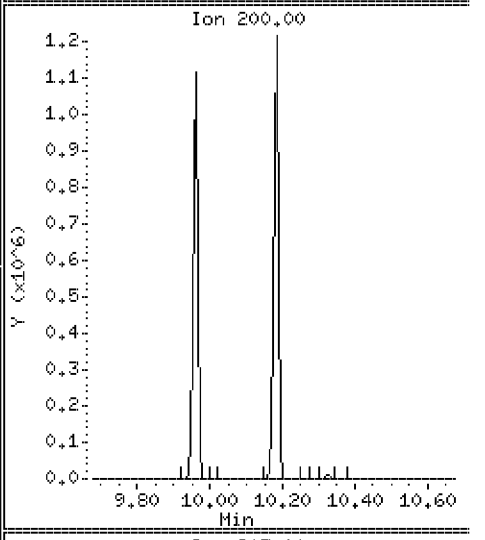

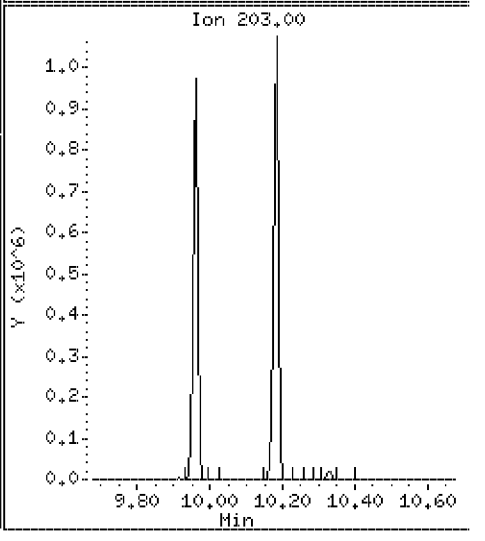

Data File: \\Svecd04\DD\chem\smsd03.i\S3042312.b\8270CAL7.D

Date : 23-APR-2012 10:23

Client ID: 8270CAL7

Instrument: smsd03.i

Sample Info: 45921

Purge Volume: 1000.0

Operator: PEL

Column phase: HPMS-5

Column diameter: 0.25

118 Butylbenzylphthalate

Concentration: 98.8 ug/l

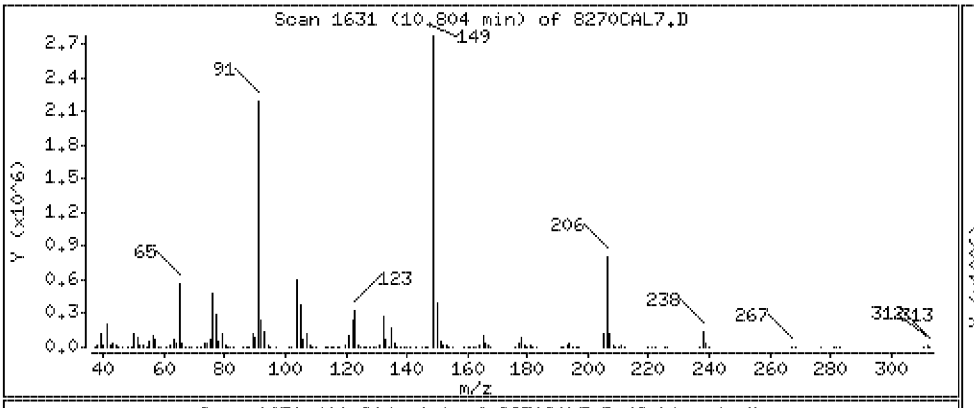

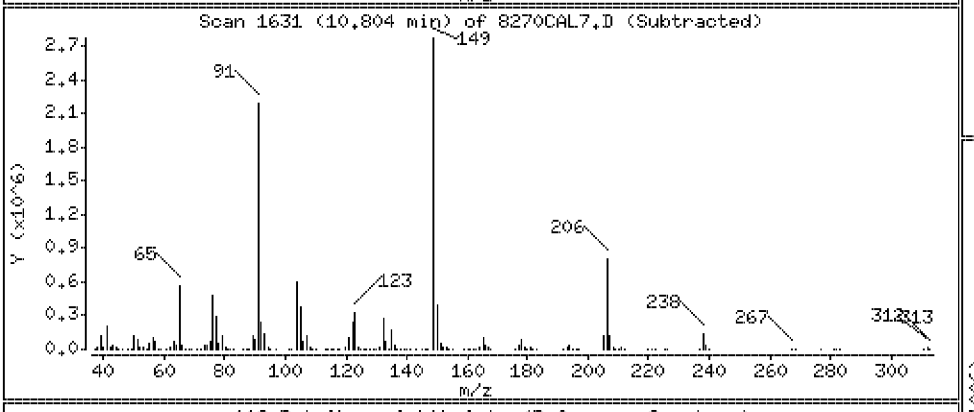

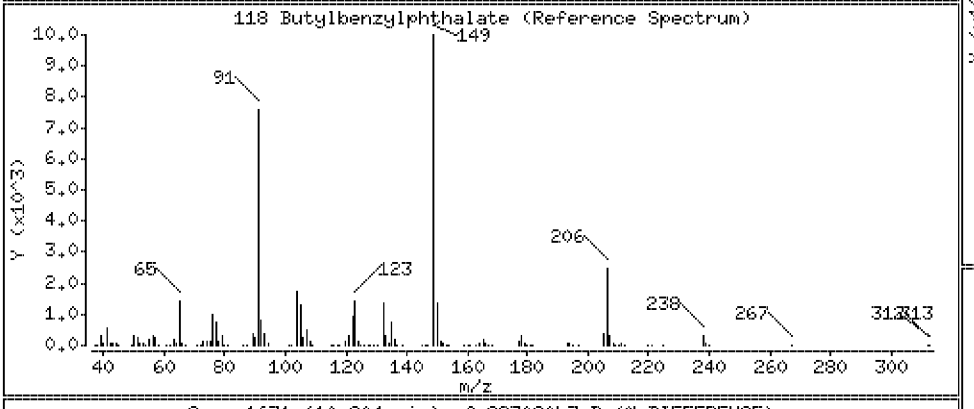

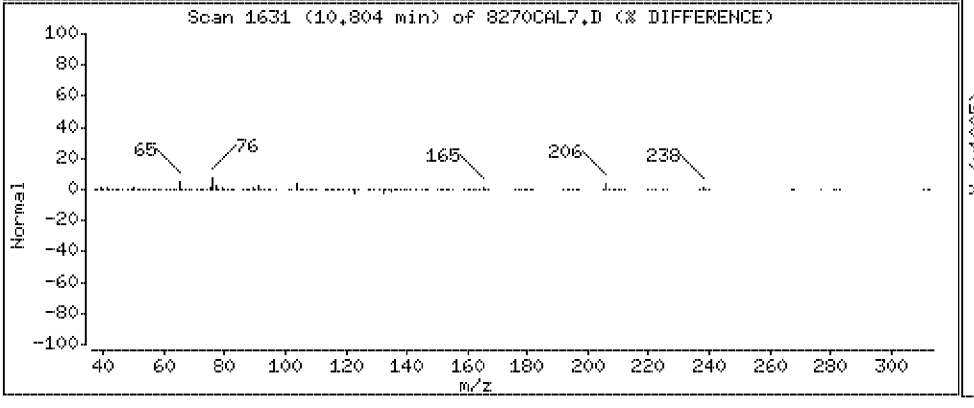

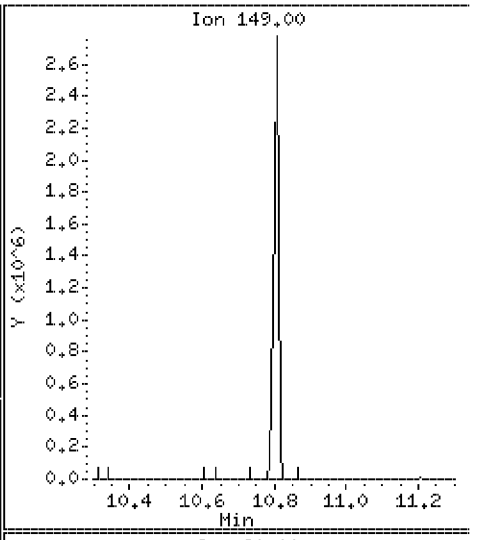

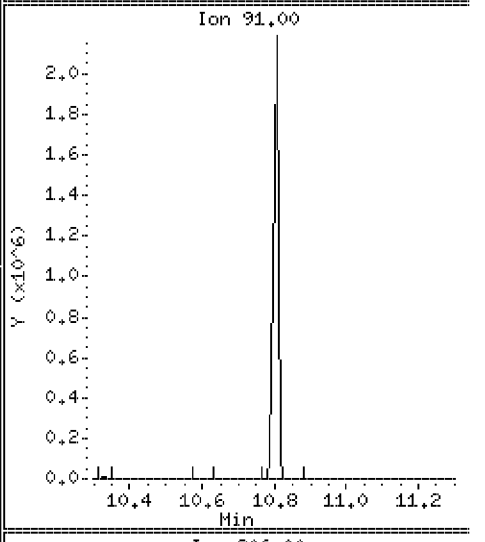

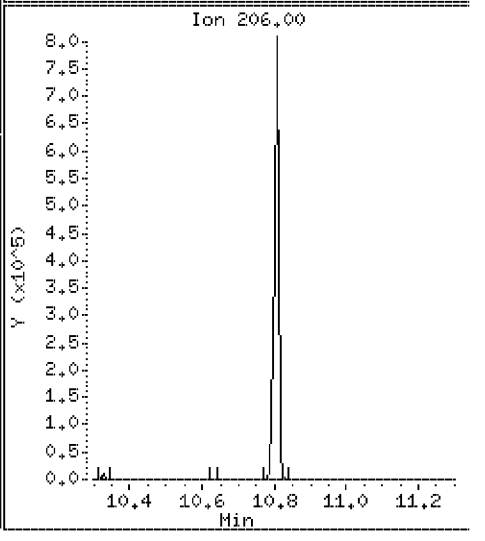

Data File: \\Svecd04\DD\chem\smsd03.i\S3042312.b\8270CAL7.D

Date : 23-APR-2012 10:23

Client ID: 8270CAL7 Instrument: smsd03.i

Sample Info: 45921

Purge Volume: 1000.0 Operator: PEL

Column phase: HPMS-5 Column diameter: 0.25

120 Benzo[a]anthracene Concentration: 84.4 ug/l

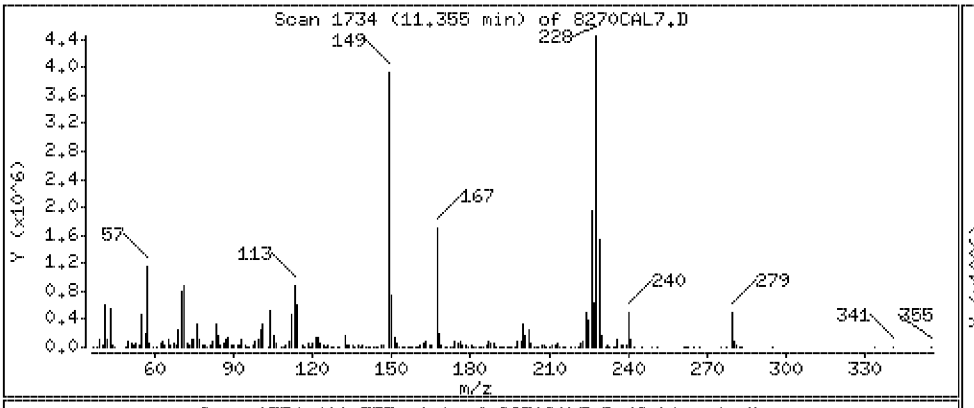

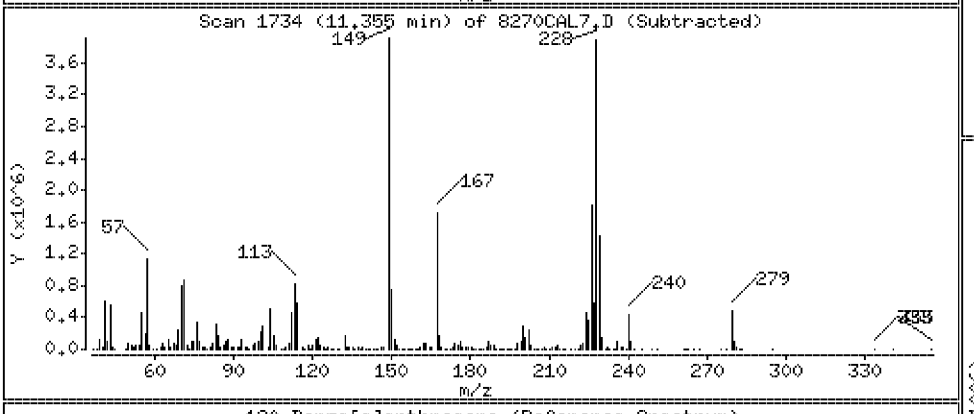

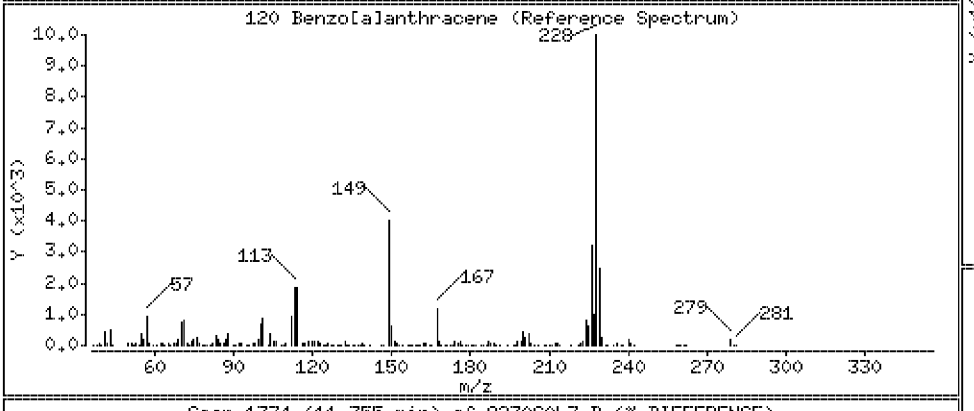

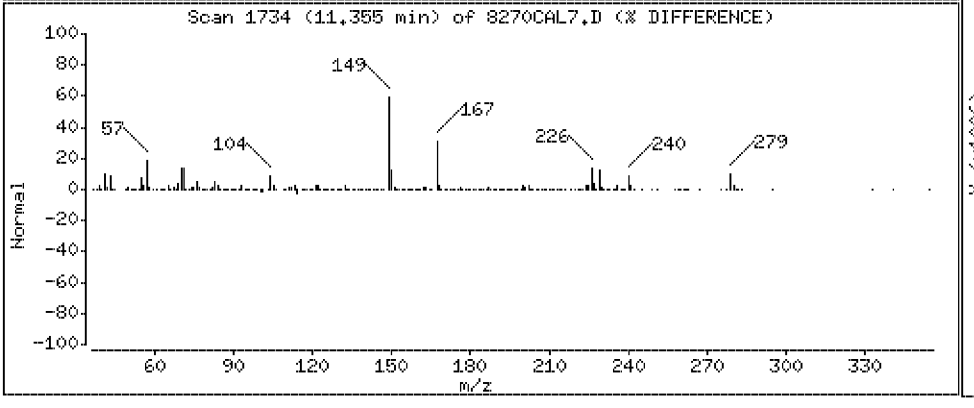

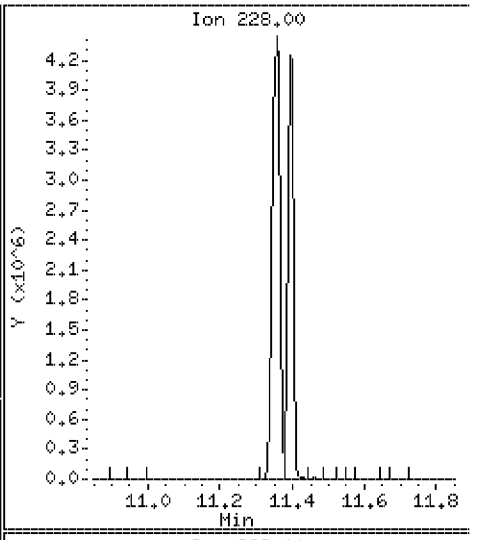

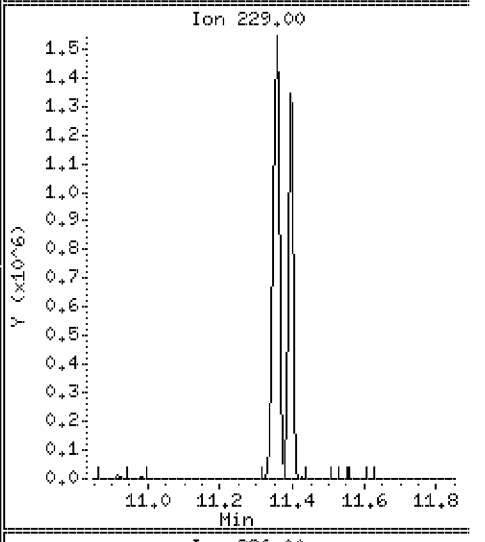

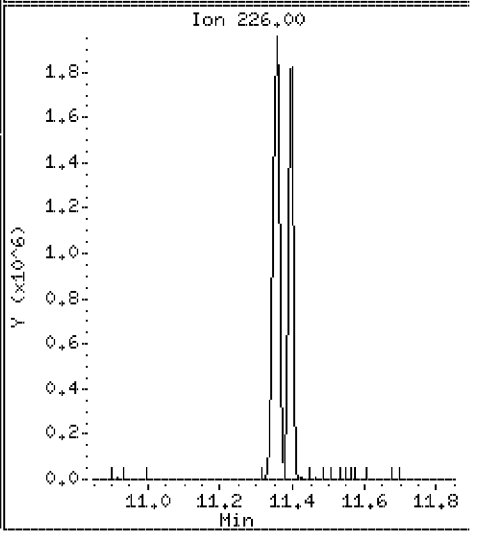

Data File: \\Svecd04\DD\chem\smsd03.i\S3042312.b\8270CAL7.D

Date : 23-APR-2012 10:23

Client ID: 8270CAL7 Instrument: smsd03.i

Sample Info: 45921

Purge Volume: 1000.0 Operator: PEL

Column phase: HPMS-5 Column diameter: 0.25

123 Chrysene Concentration: 80.1 ug/l

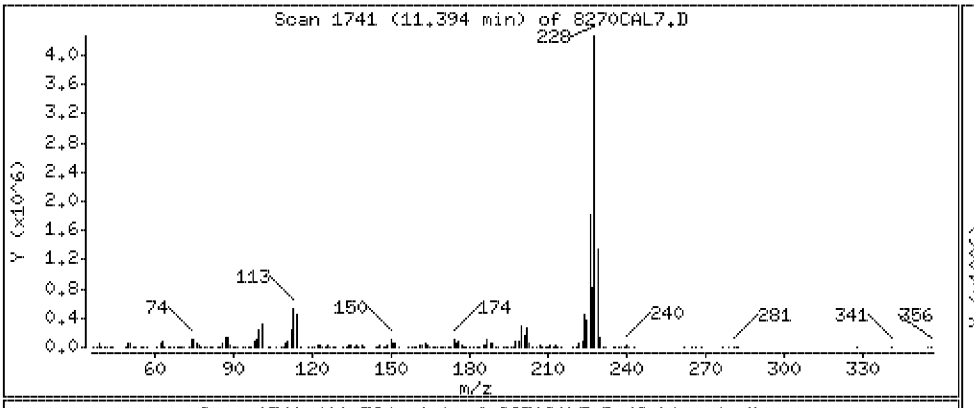

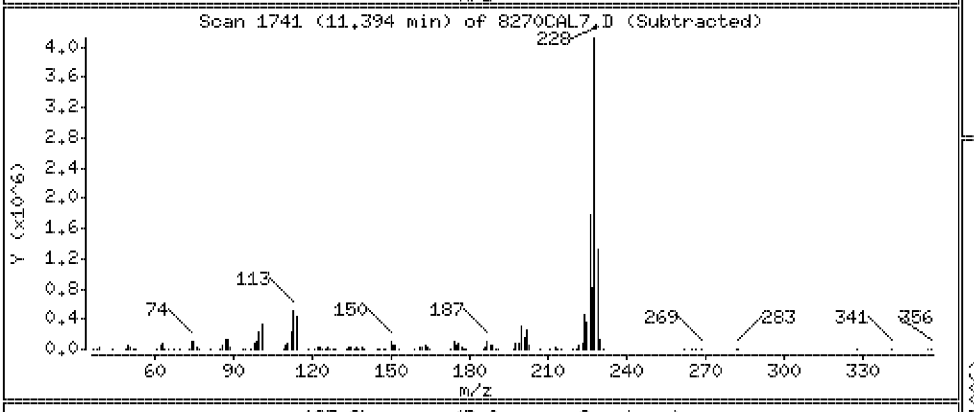

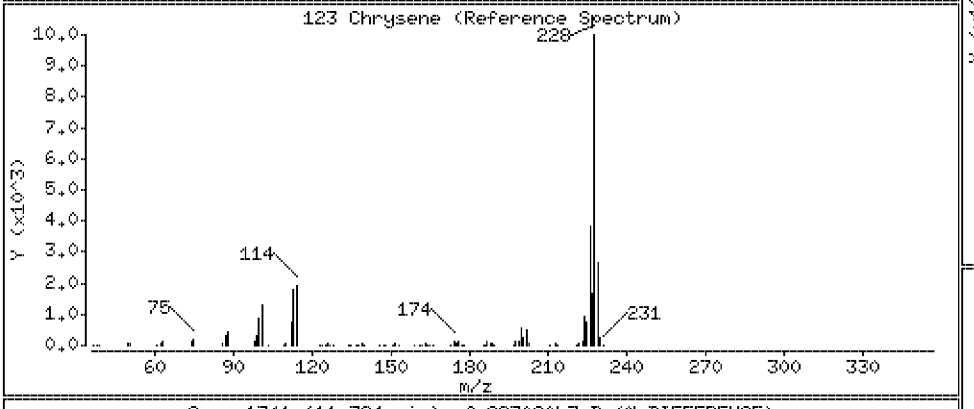

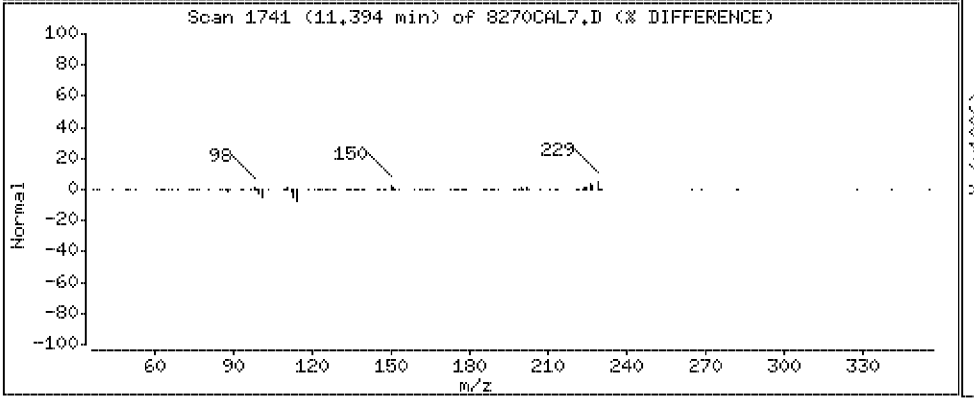

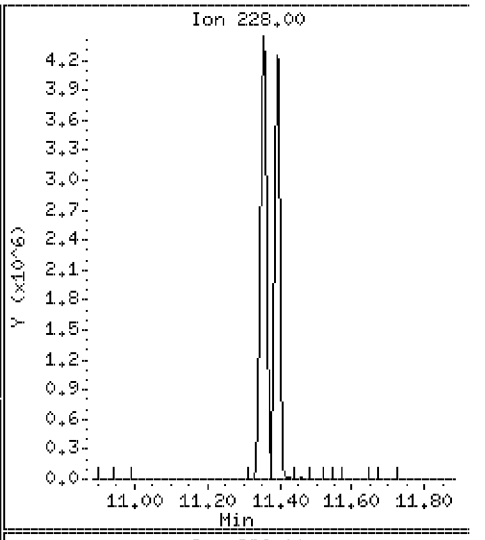

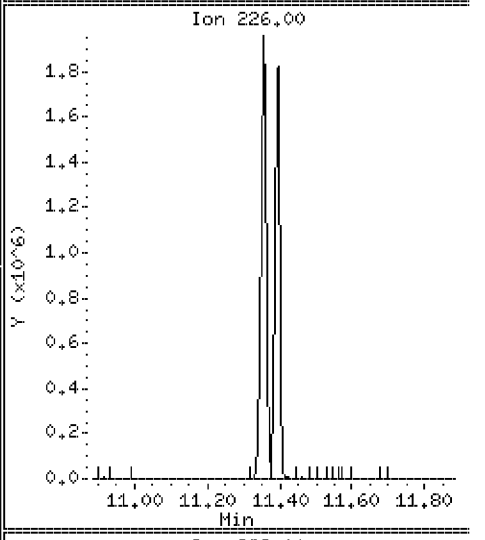

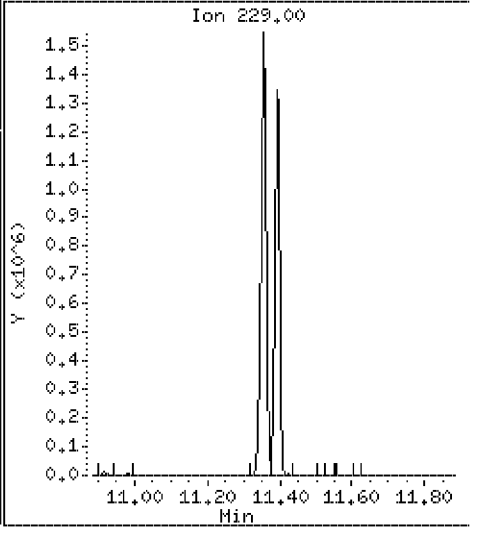

Data File: \\Svecd04\DD\chem\smsd03.i\S3042312.b\8270CAL7.D

Date : 23-APR-2012 10:23

Client ID: 8270CAL7 Instrument: smsd03.i

Sample Info: 45921

Purge Volume: 1000.0 Operator: PEL

Column phase: HPMS-5 Column diameter: 0.25

124 Bis-2-Ethylhexylphthalate Concentration: 94.0 ug/l

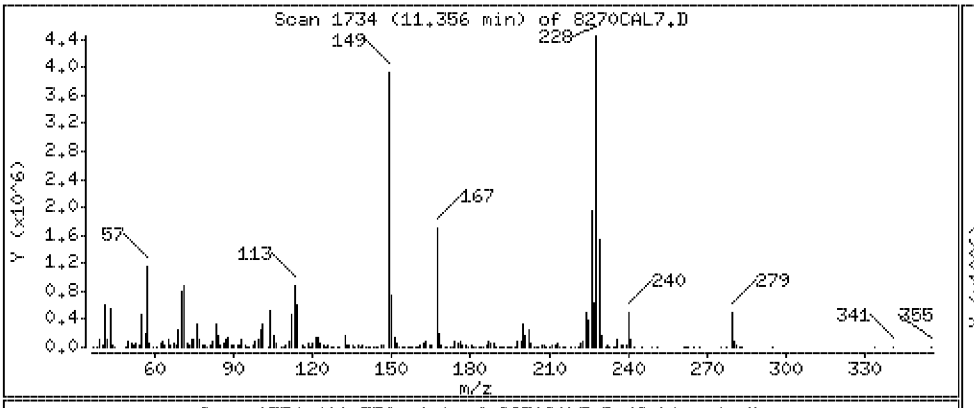

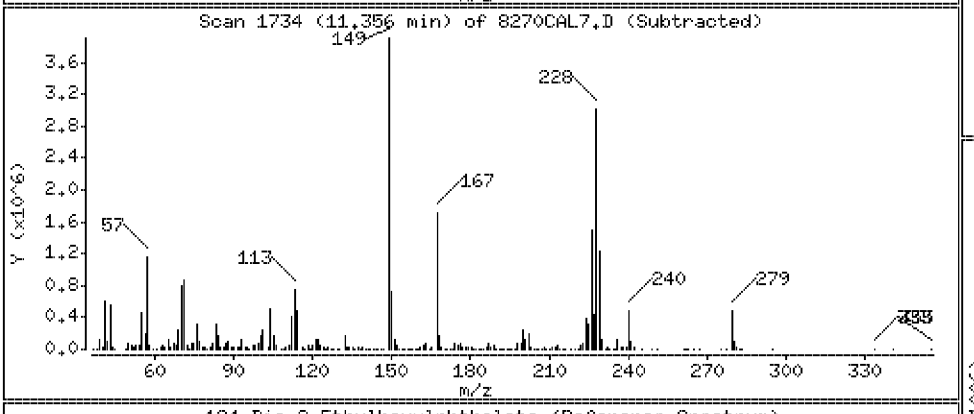

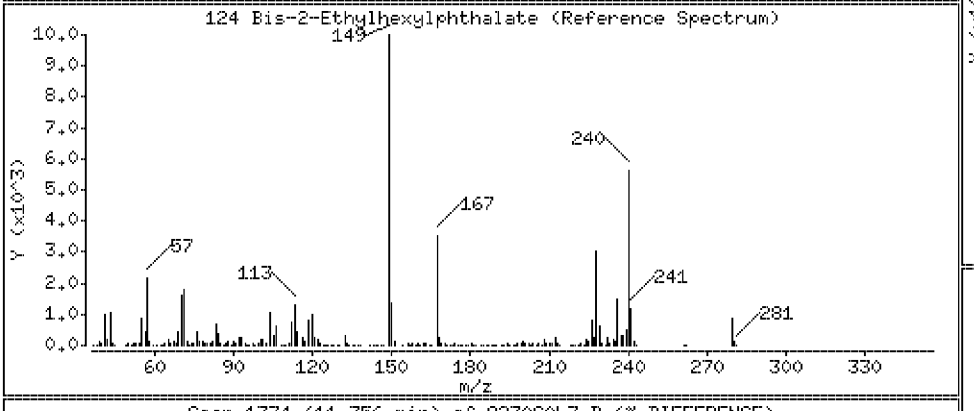

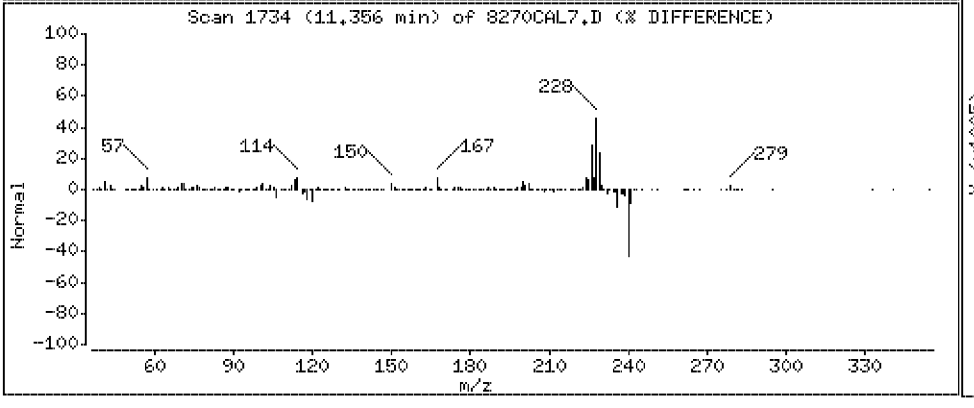

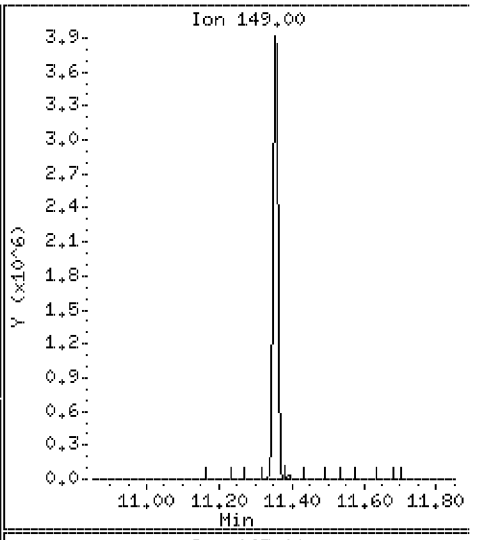

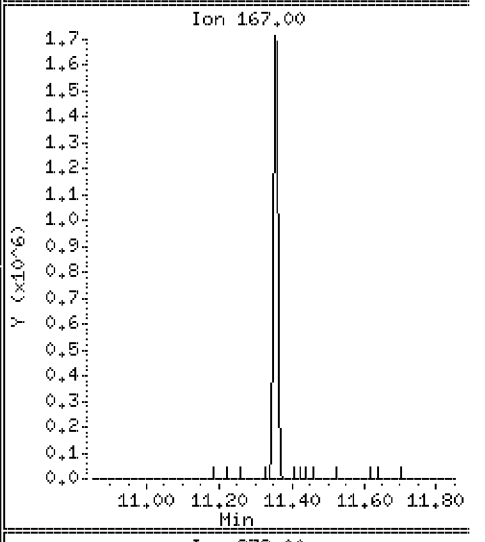

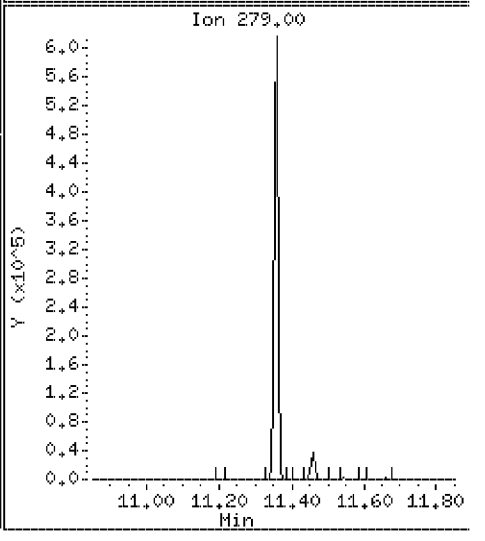

Data File: \\Svecd04\DD\chem\smsd03.i\S3042312.b\8270CAL7.D

Date : 23-APR-2012 10:23

Client ID: 8270CAL7 Instrument: smsd03.i

Sample Info: 45921

Purge Volume: 1000.0 Operator: PEL

Column phase: HPMS-5 Column diameter: 0.25

125 Di-n-octylphthalate Concentration: 95.9 ug/l

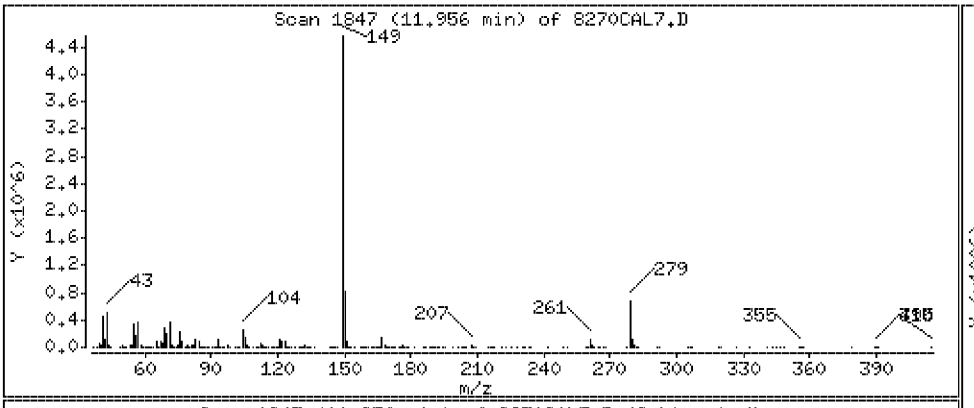

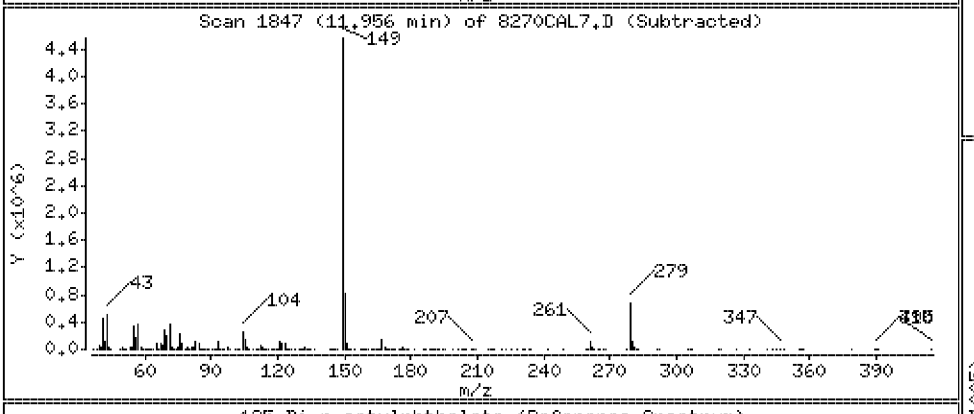

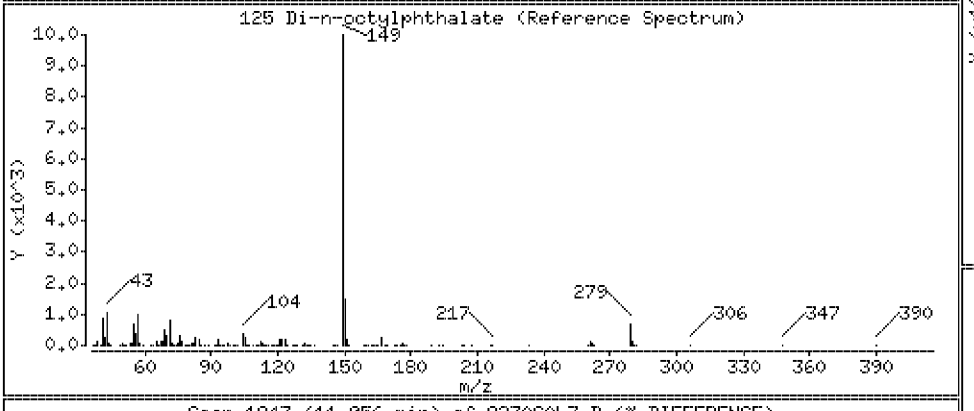

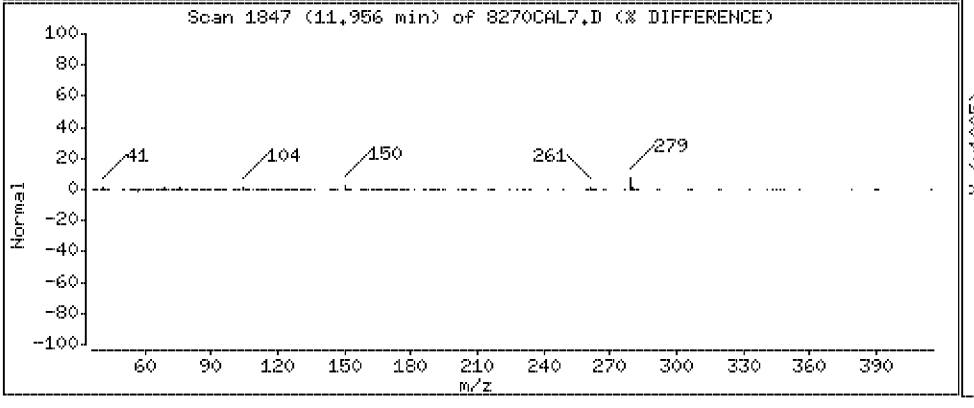

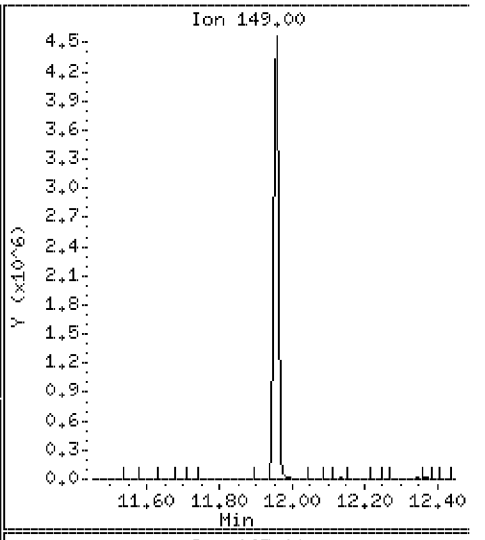

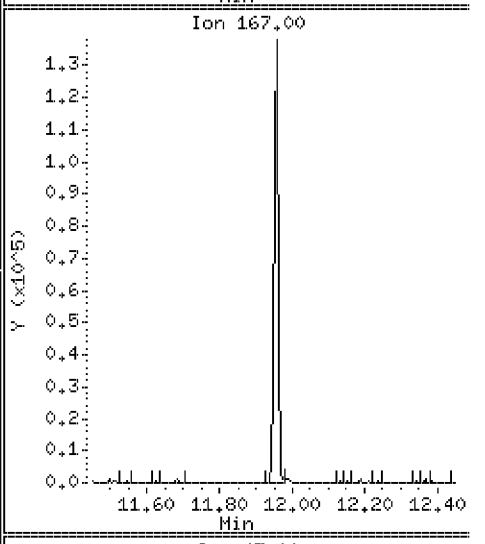

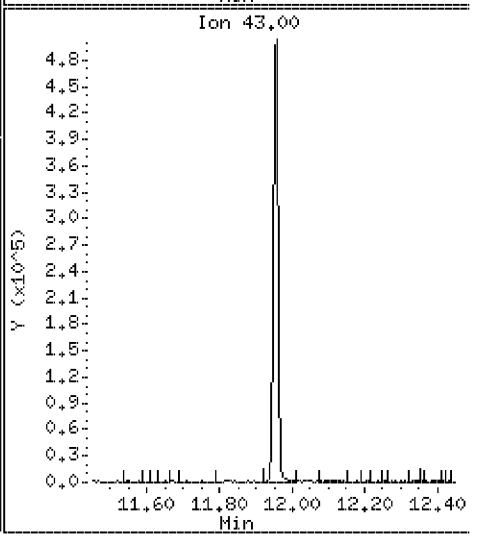

Data File: \\Svecd04\DD\chem\smsd03.i\S3042312.b\8270CAL7.D

Date : 23-APR-2012 10:23

Client ID: 8270CAL7 Instrument: smsd03.i

Sample Info: 45921

Purge Volume: 1000.0 Operator: PEL

Column phase: HPMS-5 Column diameter: 0.25

127 Benzo[b]fluoranthene Concentration: 96.6 ug/l

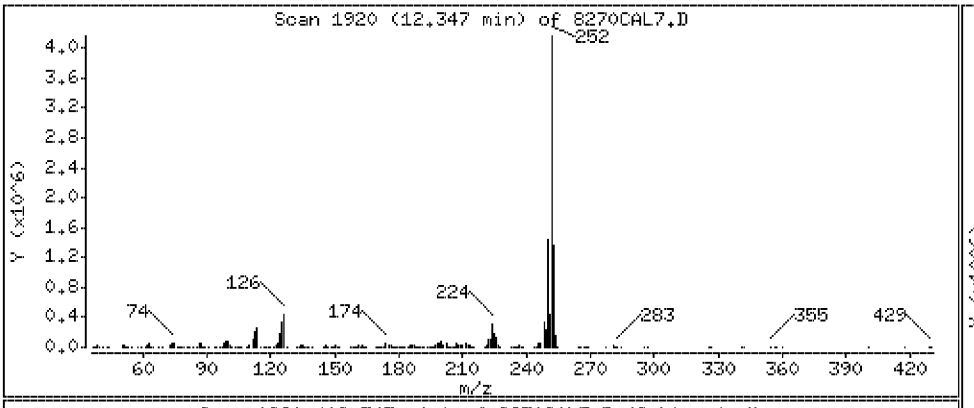

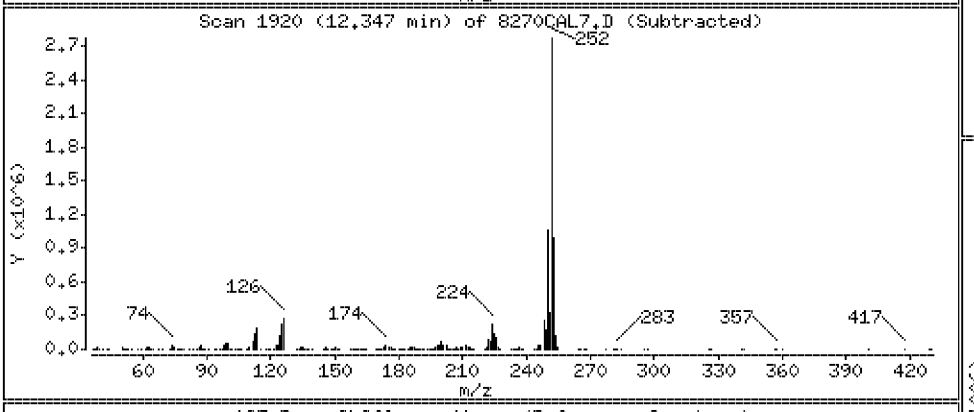

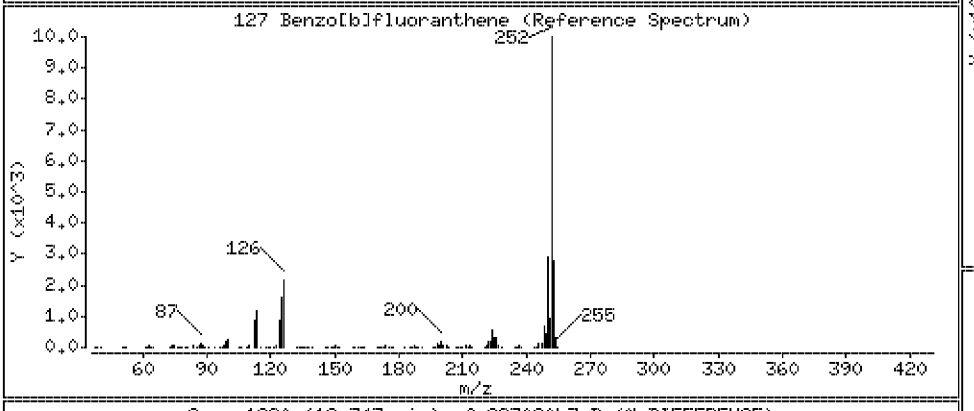

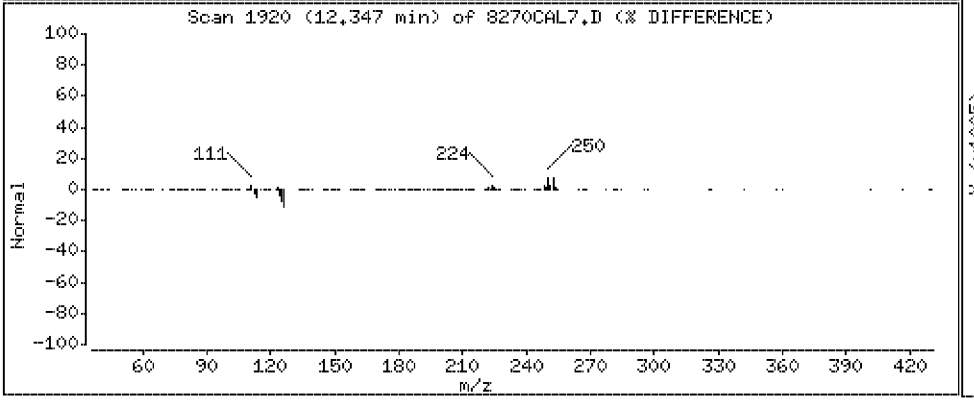

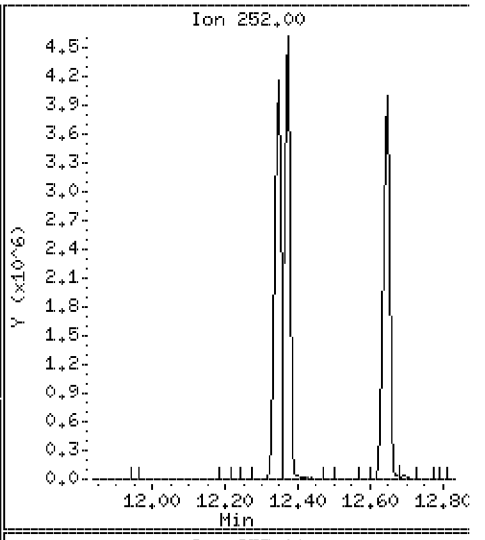

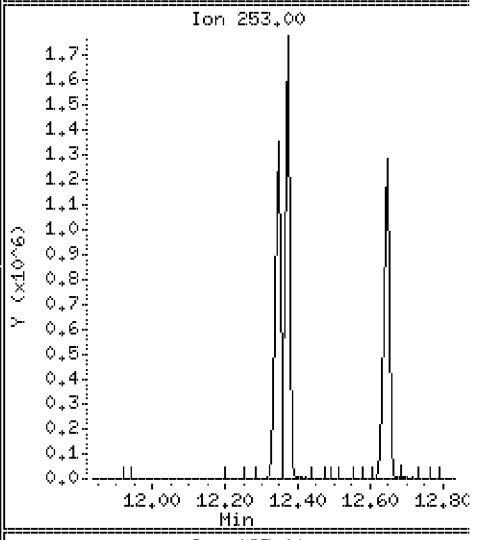

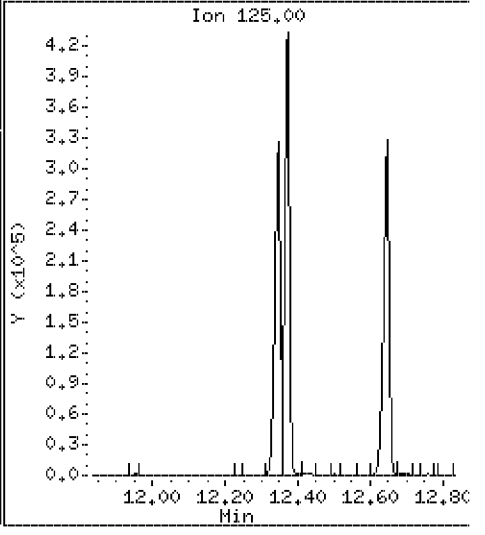

Data File: \\Svecd04\DD\chem\smsd03.i\S3042312.b\8270CAL7.D

Date : 23-APR-2012 10:23

Client ID: 8270CAL7 Instrument: smsd03.i

Sample Info: 45921

Purge Volume: 1000.0 Operator: PEL

Column phase: HPMS-5 Column diameter: 0.25

128 Benzo[k]fluoranthene Concentration: 88.0 ug/l

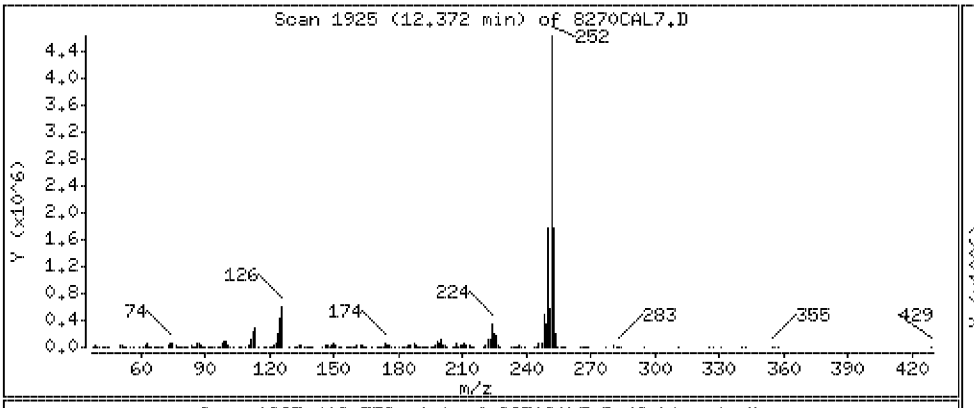

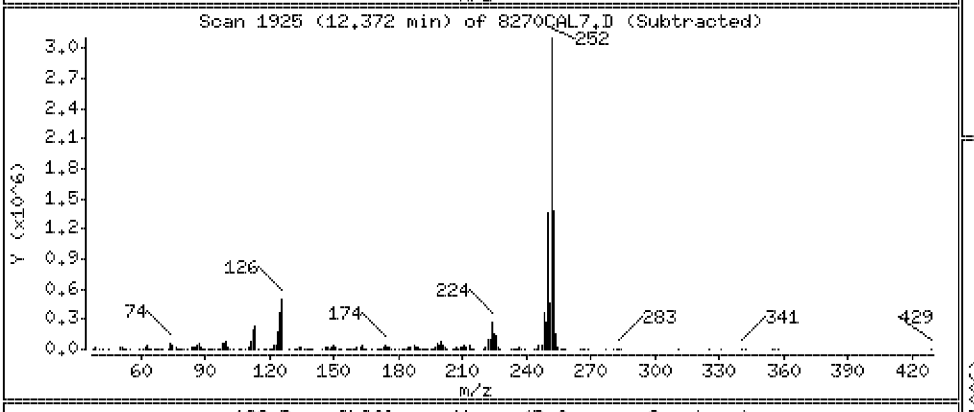

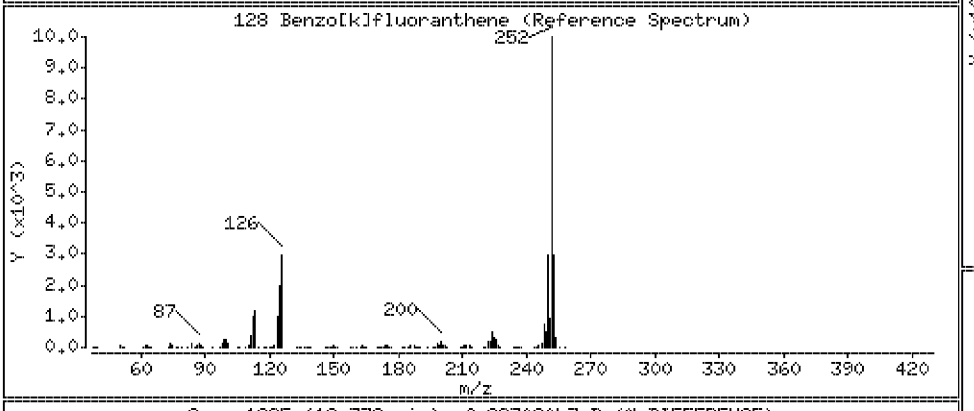

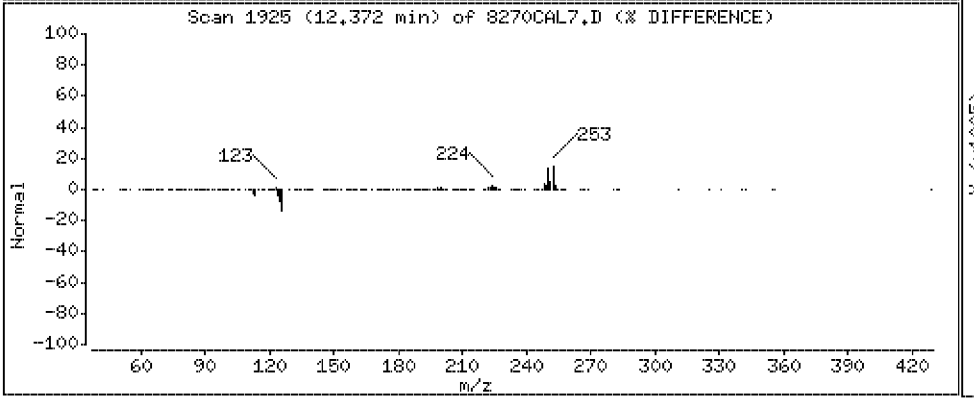

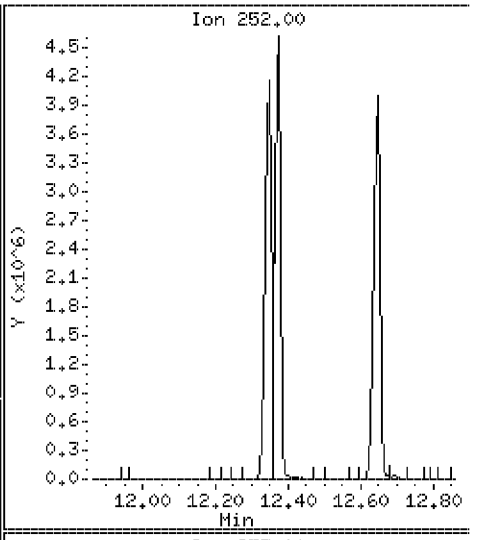

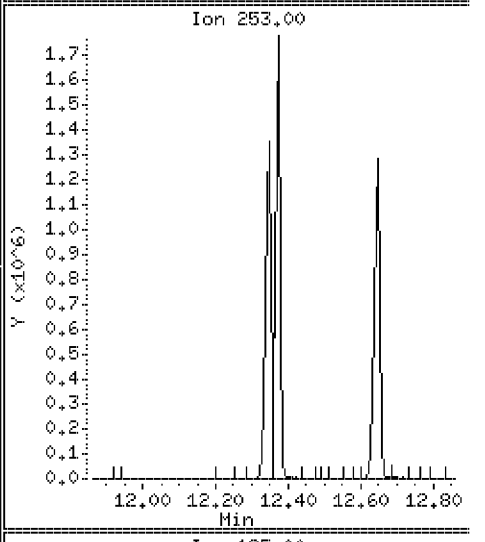

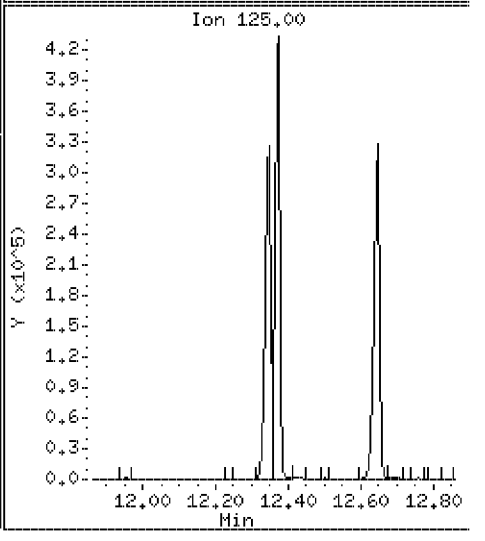

Data File: \\Svecd04\DD\chem\smsd03.i\S3042312.b\8270CAL7.D

Date : 23-APR-2012 10:23

Client ID: 8270CAL7 Instrument: smsd03.i

Sample Info: 45921

Purge Volume: 1000.0 Operator: PEL

Column phase: HPMS-5 Column diameter: 0.25

129 Benzo[a]pyrene Concentration: 95.6 ug/l

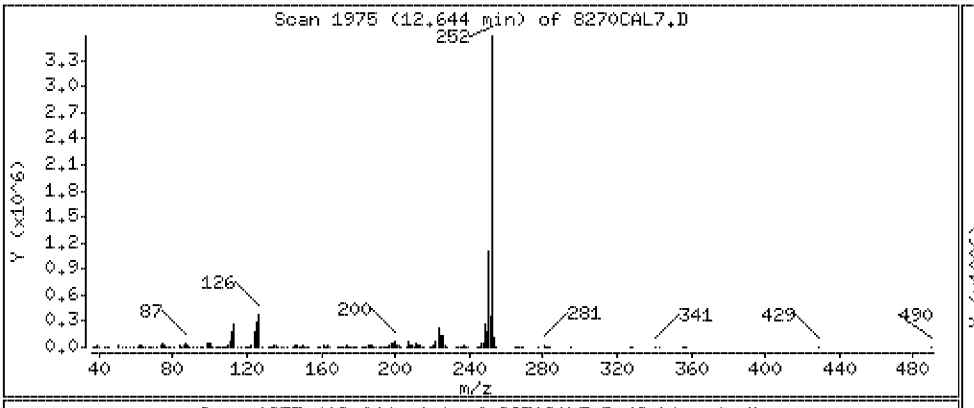

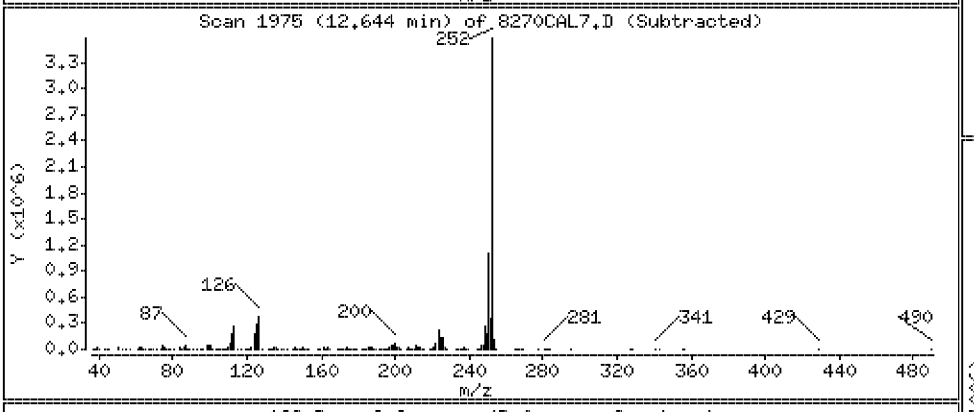

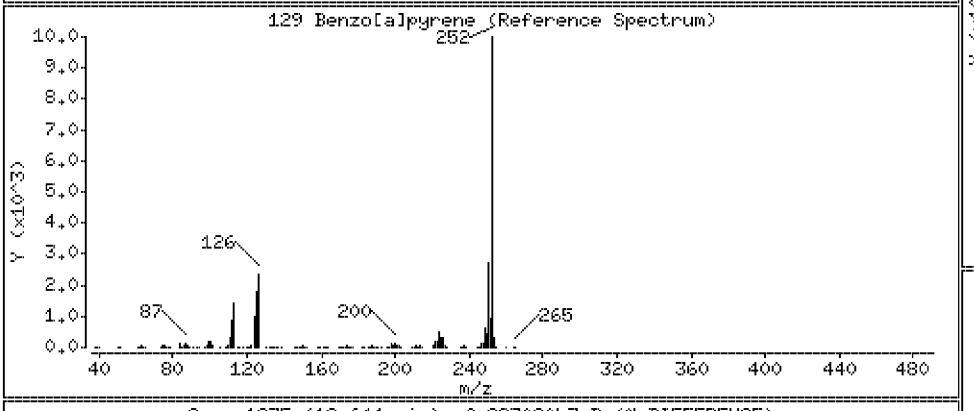

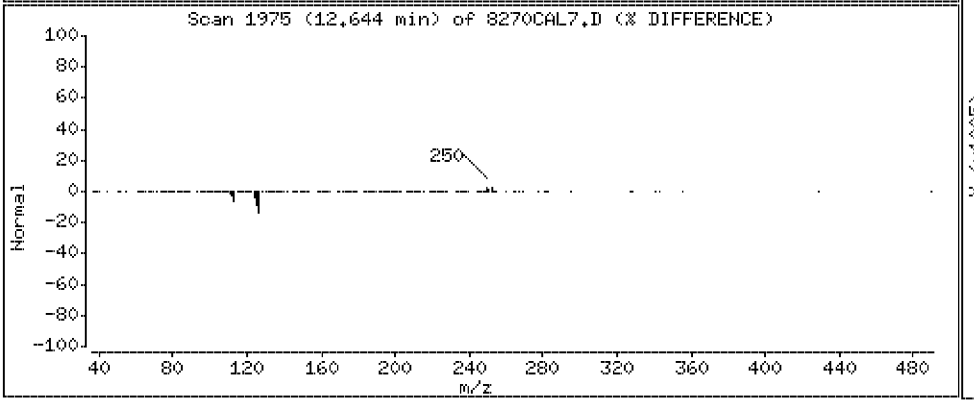

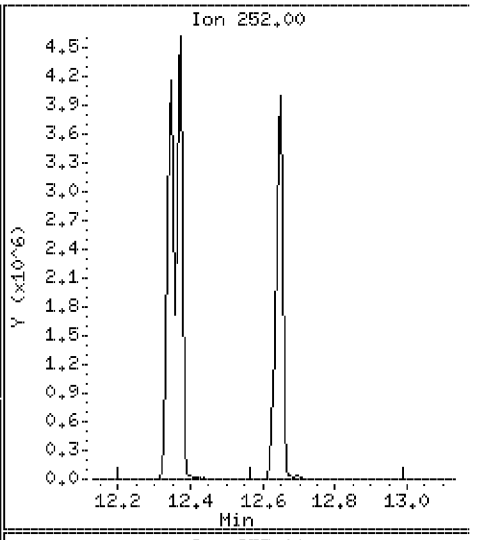

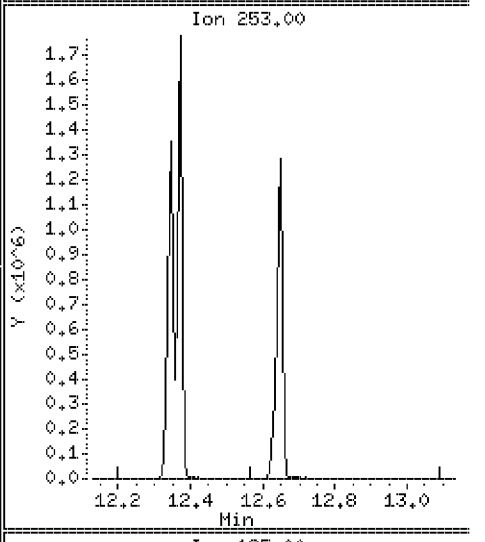

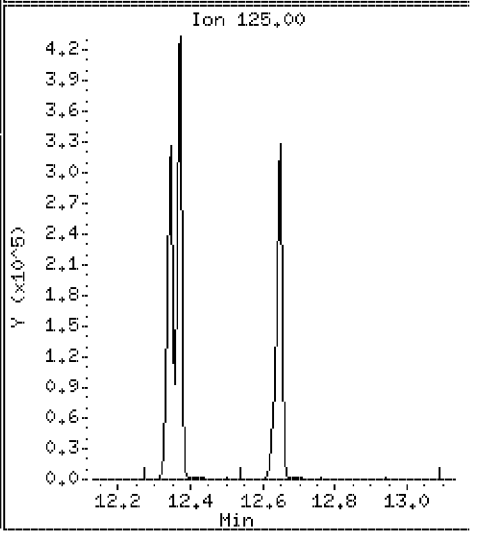

Data File: \\Svecd04\DD\chem\smsd03.i\S3042312.b\8270CAL7.D

Date : 23-APR-2012 10:23

Client ID: 8270CAL7 Instrument: smsd03.i

Sample Info: 45921

Purge Volume: 1000.0 Operator: PEL

Column phase: HPMS-5 Column diameter: 0.25

133 Indeno[1,2,3-cd]pyrene Concentration: 97.1 ug/l

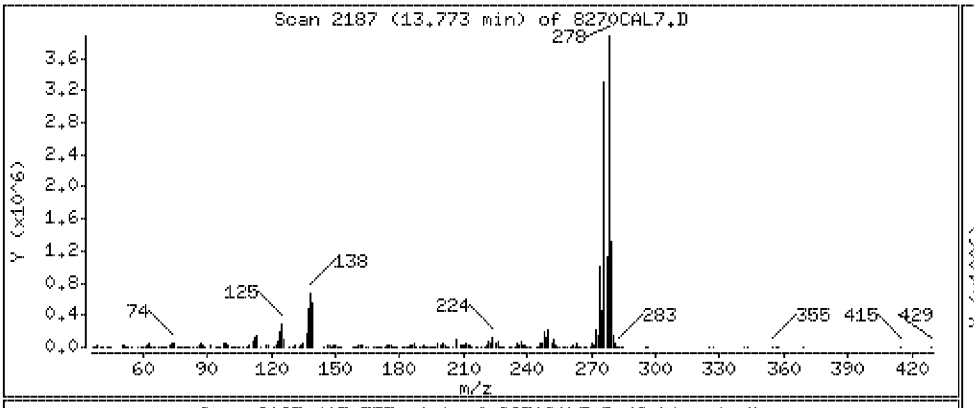

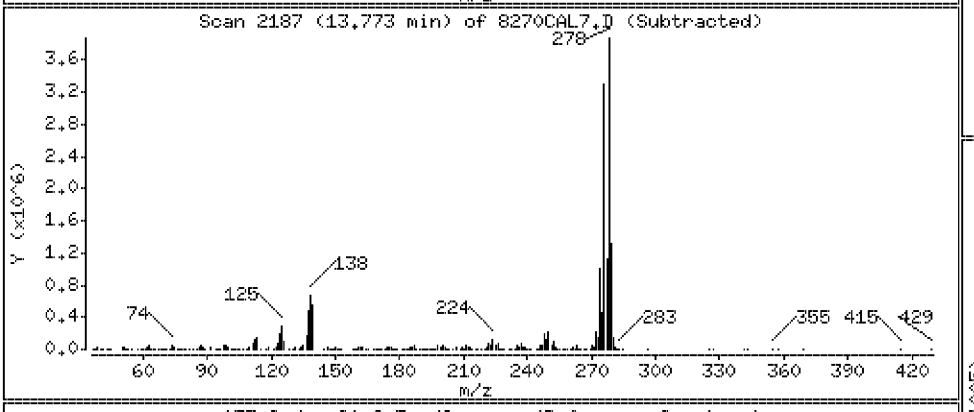

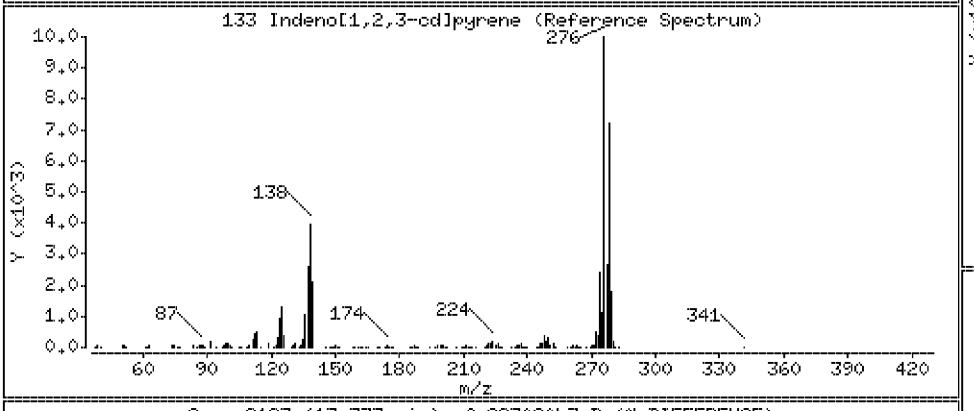

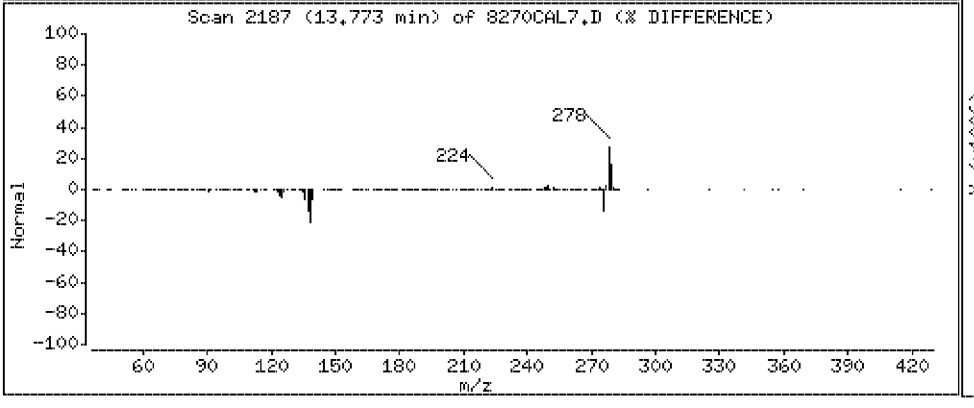

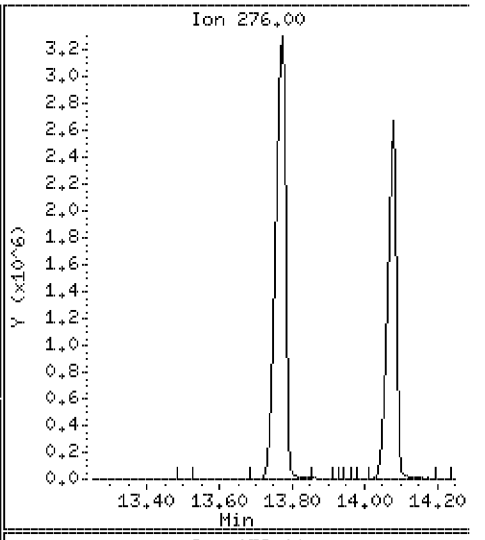

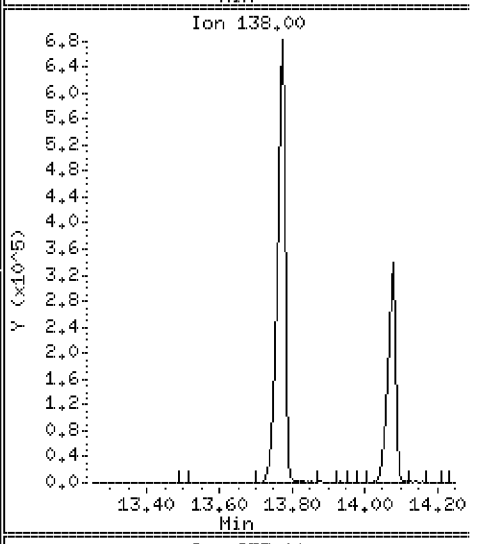

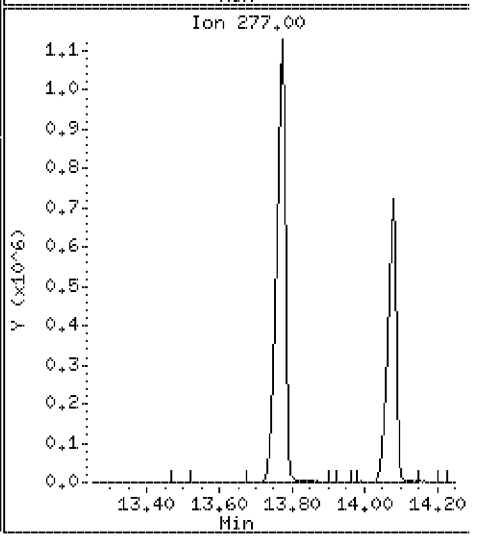

Data File: \\Svecd04\DD\chem\smsd03.i\S3042312.b\8270CAL7.D

Date : 23-APR-2012 10:23

Client ID: 8270CAL7 Instrument: smsd03.i

Sample Info: 45921

Purge Volume: 1000.0 Operator: PEL

Column phase: HPMS-5 Column diameter: 0.25

134 Dibenz[a,h]anthracene Concentration: 96.1 ug/l

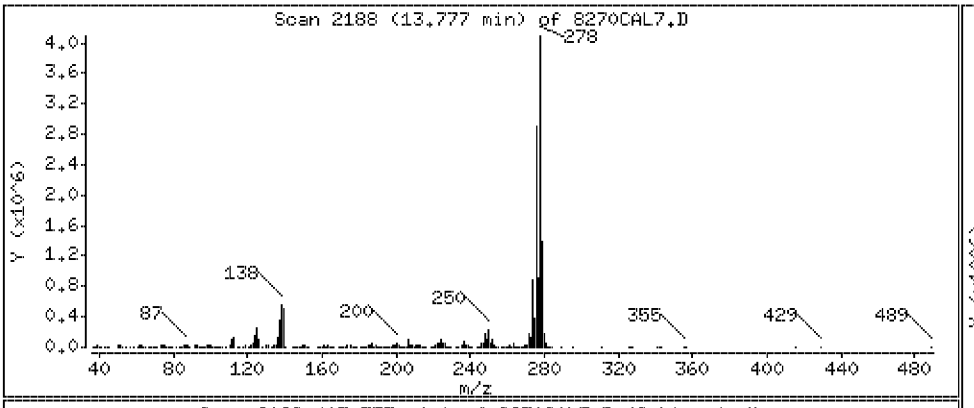

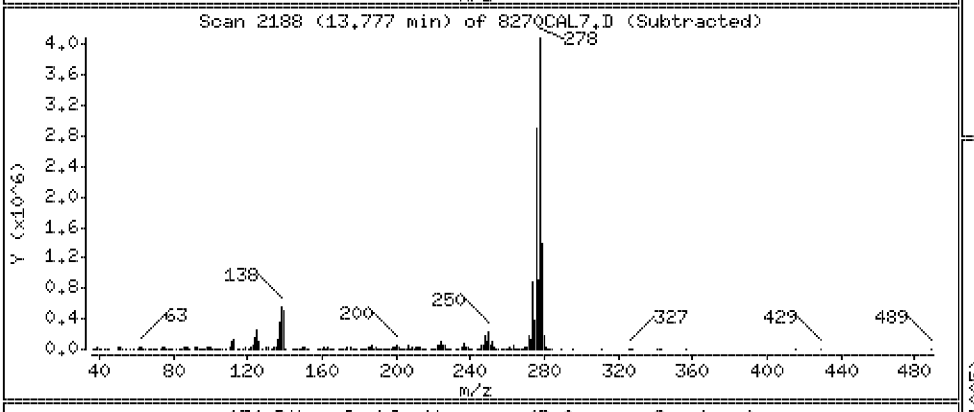

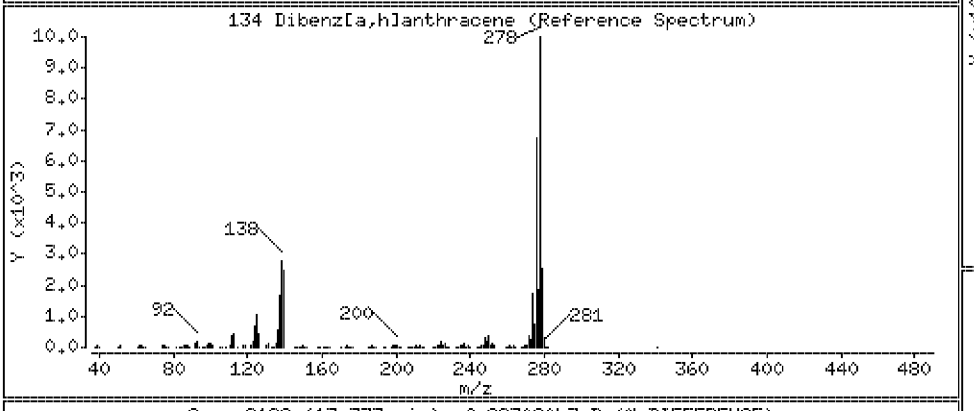

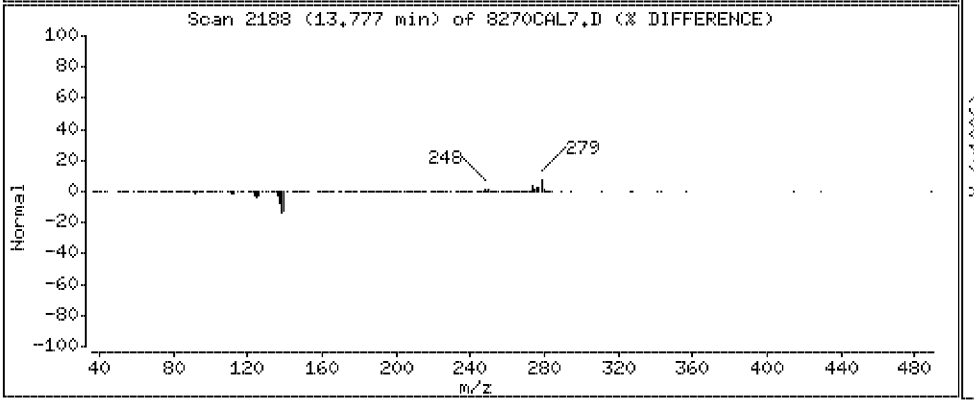

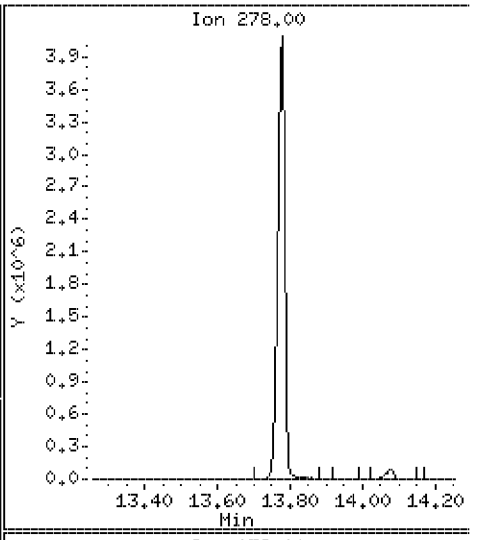

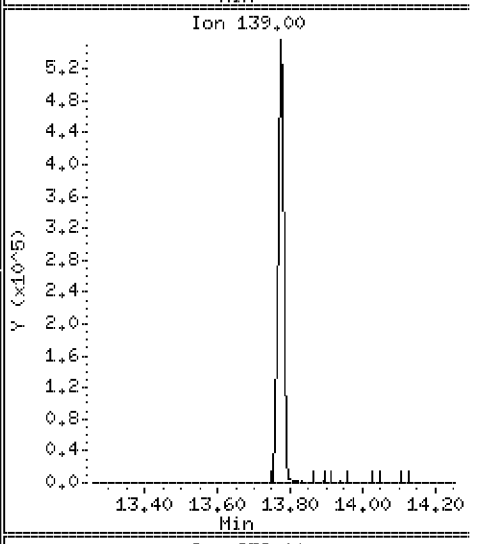

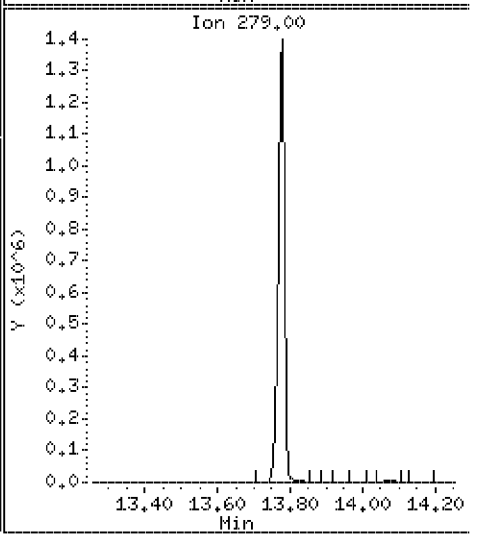

Data File: \\Svecd04\DD\chem\smsd03.i\S3042312.b\8270CAL7.D

Date : 23-APR-2012 10:23

Client ID: 8270CAL7 Instrument: smsd03.i

Sample Info: 45921

Purge Volume: 1000.0 Operator: PEL

Column phase: HPMS-5 Column diameter: 0.25

135 Benzo[g,h,i]perylene Concentration: 88.7 ug/l

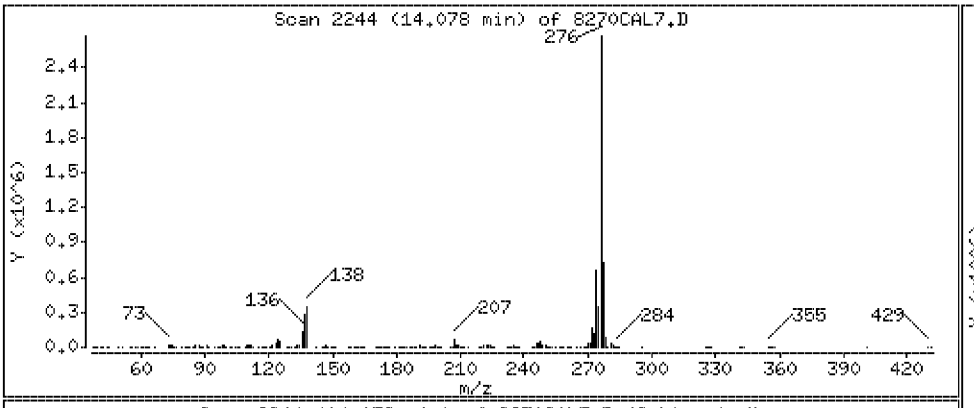

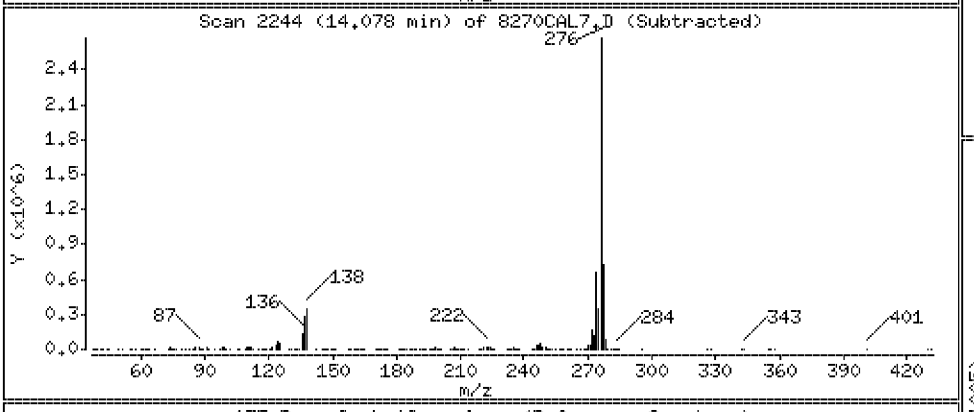

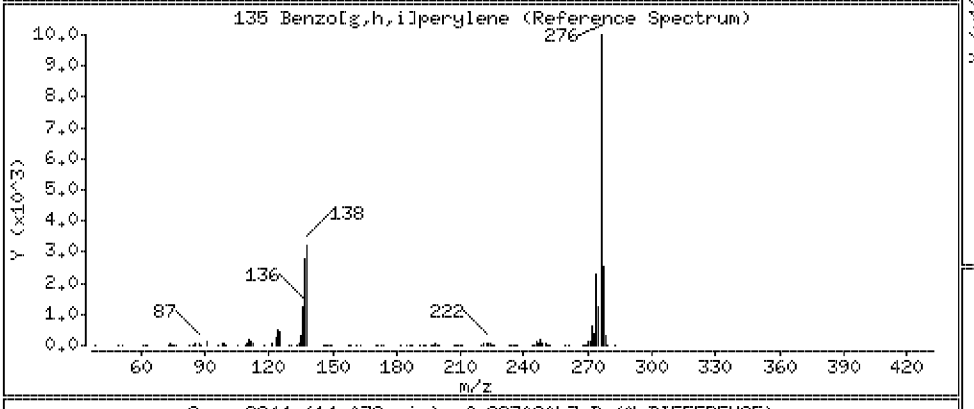

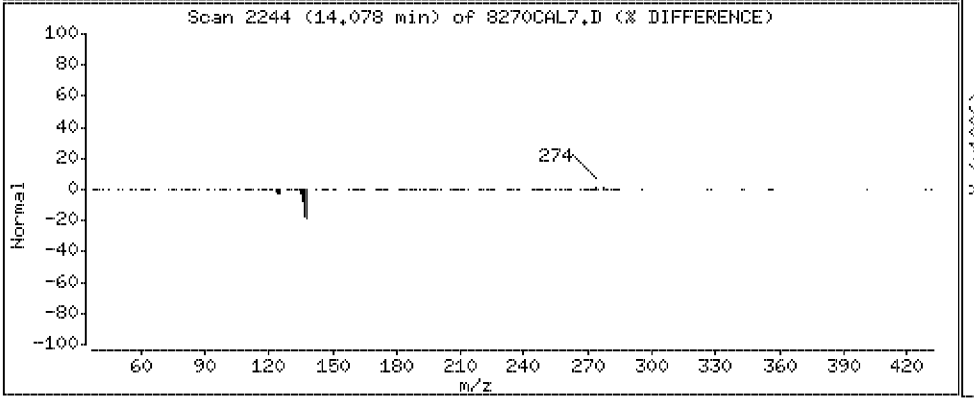

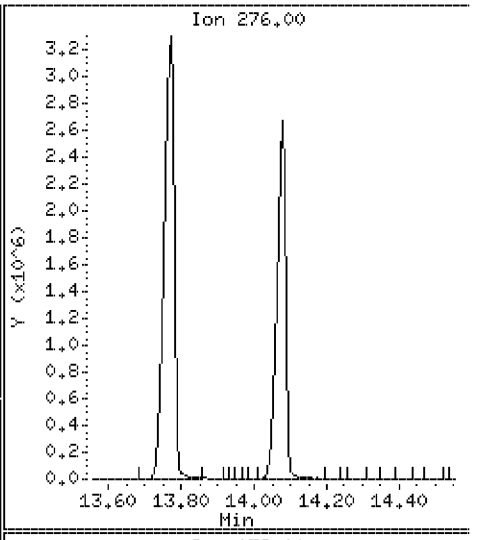

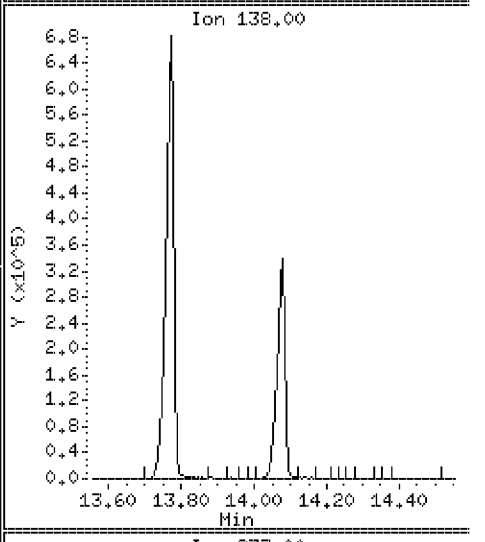

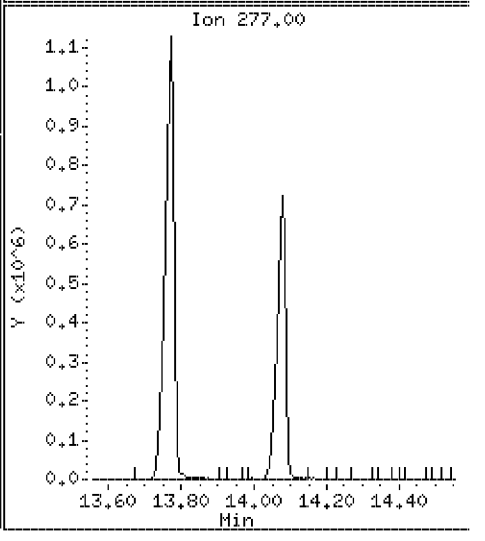

PEL Laboratories, Inc.

Data file : \\Svecd04\DD\chem\smsd03.i\S3042312.b\8270CAL6.D
Lab Smp Id: 45922 Client Smp ID: 8270CAL6
Inj Date : 23-APR-2012 10:47 MS Autotune Date: 12-SEP-2011 18:58
Operator : PEL Inst ID: smsd03.i
Smp Info : 45922
Misc Info :
Comment :
Method : \\Svecd04\DD\chem\smsd03.i\S3042312.b\8270bcs.m
Meth Date : 25-Apr-2012 09:57 mjacobs Quant Type: ISTD
Cal Date : 17-APR-2012 22:27 Cal File: AP9CAL7.D
Als bottle: 2 Calibration Sample, Level: 6
Dil Factor: 1.00000
Integrator: HP Genie Compound Sublist: 8270caln.sub
Target Version: 4.14 Sample Matrix: WATER

Concentration Formula: Amt * DF * (1/(Vo/1000))*Vf * CpndVariable

Name	Value	Description
DF	1.000	Dilution Factor
Vo	1000.000	Volume of sample extracted (mL)
Vf	1.000	Final Volume
Cpnd Variable		Local Compound Variable

RT	EXP RT	REL RT	MASS	RESPONSE	AMOUNTS CAL-AMT (ug/ml)	AMOUNTS ON-COL (ug/ml)	TARGET RANGE	RATIO
2 Pyridine						CAS #: 110-86-1		
2.379	2.381	(0.535)	79	1025473	75.0000	76.2	80.00- 120.00	100.00
2.379	2.381	(0.535)	52	386192			7.01- 67.01	37.66
M 16 Cresols (Total)						CAS #: 1319-77-3		
				1813052	150.000			(a)
1 N-Nitrosodimethylamine						CAS #: 62-75-9		
2.338	2.338	(0.526)	42	443170	75.0000	72.8	80.00- 120.00	100.00
2.339	2.338	(0.526)	74	635675			112.35- 172.35	143.44
2.337	2.338	(0.525)	44	19195			0.00- 34.21	4.33
$ 6 2-Fluorophenol (SURR)						CAS #: 367-12-4		
3.383	3.383	(0.761)	112	1572948	150.000	152	80.00- 120.00	100.00
3.383	3.383	(0.760)	64	995386			33.15- 93.15	63.28
$ 11 Phenol-d5 (SURR)						CAS #: 4165-62-2		
4.143	4.139	(0.931)	99	2159542	150.000	156	80.00- 120.00	100.00
4.142	4.139	(0.931)	42	406739			0.00- 48.89	18.83
4.143	4.139	(0.931)	71	1146285			23.76- 83.76	53.08
13 Phenol						CAS #: 108-95-2		
4.154	4.151	(0.934)	94	1245449	75.0000	79.1	80.00- 120.00	100.00

RT	EXP RT	REL RT	MASS	RESPONSE	AMOUNTS CAL-AMT (ug/ml)	AMOUNTS ON-COL (ug/ml)	TARGET RANGE	RATIO
13 Phenol (continued)								
4.155	4.151	(0.934)	65	730696			31.39- 91.39	58.67
4.155	4.151	(0.934)	66	1317989			81.48- 141.48	105.82
10 Aniline						CAS #: 62-53-3		
4.168	4.166	(0.937)	93	1263026	75.0000	75.7	80.00- 120.00	100.00
4.155	4.166	(0.934)	65	730695			26.91- 86.91	57.85
4.155	4.166	(0.934)	66	1317988			73.34- 133.34	104.35
14 Bis(2-Chloroethyl)ether						CAS #: 111-44-4		
4.213	4.210	(0.947)	93	743601	75.0000	75.1	80.00- 120.00	100.00
4.213	4.210	(0.947)	63	531759			42.30- 102.30	71.51
4.213	4.210	(0.947)	95	242011			1.53- 61.53	32.55
15 2-Chlorophenol						CAS #: 95-57-8		
4.280	4.278	(0.962)	128	788989	75.0000	76.2	80.00- 120.00	100.00
4.279	4.278	(0.962)	64	412612			20.72- 80.72	52.30
4.280	4.278	(0.962)	130	262008			2.39- 62.39	33.21
17 1,3-Dichlorobenzene						CAS #: 541-73-1		
4.402	4.401	(0.989)	146	964967	75.0000	76.0	80.00- 120.00	100.00
4.402	4.401	(0.989)	148	664706			36.16- 96.16	68.88
4.401	4.401	(0.989)	111	441623			16.14- 76.14	45.77
* 18 1,4-Dichlorobenzene-d4						CAS #: 3855-82-1		
4.449	4.448	(1.000)	152	358142	40.0000		80.00- 120.00	100.00
4.448	4.448	(1.000)	115	226411			32.20- 92.20	63.22
4.449	4.448	(1.000)	150	653470			139.77- 199.77	182.46
19 1,4-Dichlorobenzene						CAS #: 106-46-7		
4.464	4.462	(1.003)	146	1019395	75.0000	76.1	80.00- 120.00	100.00
4.464	4.462	(1.003)	148	688579			38.09- 98.09	67.55
4.463	4.462	(1.003)	111	444918			14.50- 74.50	43.65
21 Benzyl alcohol						CAS #: 100-51-6		
4.570	4.567	(1.027)	108	562471	75.0000	79.3	80.00- 120.00	100.00
4.570	4.567	(1.027)	79	932040			152.29- 212.29	165.70
4.570	4.567	(1.027)	77	650646			97.26- 157.26	115.68
20 1,2-Dichlorobenzene						CAS #: 95-50-1		
4.600	4.599	(1.034)	146	927343	75.0000	76.1	80.00- 120.00	100.00
4.600	4.599	(1.034)	148	622316			38.32- 98.32	67.11
4.600	4.599	(1.034)	111	433510			18.14- 78.14	46.75
22 2-Methylphenol						CAS #: 95-48-7		
4.673	4.671	(1.050)	107	736247	75.0000	78.5	80.00- 120.00	100.00
4.673	4.671	(1.050)	108	829099			82.43- 142.43	112.61
4.674	4.671	(1.051)	79	634721			55.43- 115.43	86.21
23 2,2'-oxybis(1-chloropropane)						CAS #: 108-60-1		
4.677	4.675	(1.051)	45	520187	75.0000	75.2	80.00- 120.00	100.00
4.674	4.675	(1.051)	77	702751			102.98- 162.98	135.10
4.677	4.675	(1.051)	121	285137			24.22- 84.22	54.81

RT	EXP RT	REL RT	MASS	RESPONSE	AMOUNTS CAL-AMT (ug/ml)	AMOUNTS ON-COL (ug/ml)	TARGET RANGE	RATIO
28 4-Methylphenol						CAS #: 106-44-5		
4.811	4.808	(1.081)	107	1076805	75.0000	79.4	80.00- 120.00	100.00
4.811	4.808	(1.081)	108	870722			50.54- 110.54	80.86
4.811	4.808	(1.081)	79	344363			2.76- 62.76	31.98
26 N-Nitrosodinpropylamine						CAS #: 621-64-7		
4.803	4.798	(1.080)	70	809504	75.0000	76.8	80.00- 120.00	100.00
4.803	4.798	(1.080)	42	311003			6.87- 66.87	38.42
4.804	4.798	(1.080)	130	164439			0.00- 49.23	20.31
30 Hexachloroethane						CAS #: 67-72-1		
4.902	4.902	(1.102)	117	403999	75.0000	76.4	80.00- 120.00	100.00
4.903	4.902	(1.102)	201	471094			90.07- 150.07	116.61
4.903	4.902	(1.102)	199	292110			43.69- 103.69	72.30
$ 31 Nitrobenzene-d5 (SURR)						CAS #: 4165-60-0		
4.946	4.944	(0.881)	82	1202870	75.0000	76.3	80.00- 120.00	100.00
4.947	4.944	(0.882)	128	403262			2.76- 62.76	33.52
4.946	4.944	(0.881)	54	450306			7.08- 67.08	37.44
32 Nitrobenzene						CAS #: 98-95-3		
4.964	4.962	(0.885)	77	1177583	75.0000	75.8	80.00- 120.00	100.00
4.965	4.962	(0.885)	123	409391			4.18- 64.18	34.77
4.964	4.962	(0.885)	65	179941			0.00- 45.17	15.28
34 Isophorone						CAS #: 78-59-1		
5.181	5.176	(0.923)	82	1428531	75.0000	75.2	80.00- 120.00	100.00
5.182	5.176	(0.923)	138	228904			0.00- 46.29	16.02
5.181	5.176	(0.923)	95	127436			0.00- 39.21	8.92
35 2-Nitrophenol						CAS #: 88-75-5		
5.255	5.253	(0.936)	139	444679	75.0000	77.4	80.00- 120.00	100.00
5.254	5.253	(0.936)	65	314424			43.34- 103.34	70.71
5.255	5.253	(0.936)	109	222986			20.91- 80.91	50.15
36 2,4-Dimethylphenol						CAS #: 105-67-9		
5.296	5.294	(0.944)	122	678853	75.0000	76.7	80.00- 120.00	100.00
5.296	5.294	(0.944)	107	953453			111.45- 171.45	140.45
5.297	5.294	(0.944)	121	396429			28.89- 88.89	58.40
38 Bis(2-Chloroethoxy)methane						CAS #: 111-91-1		
5.372	5.369	(0.957)	93	998909	75.0000	77.8	80.00- 120.00	100.00
5.372	5.369	(0.957)	95	326463			3.06- 63.06	32.68
5.372	5.369	(0.957)	123	121967			0.00- 44.40	12.21
40 Benzoic Acid						CAS #: 65-85-0		
5.427	5.404	(0.967)	122	474035	75.0000	74.6	80.00- 120.00	100.00
5.427	5.404	(0.967)	105	671144			107.67- 167.67	141.58
5.426	5.404	(0.967)	77	574901			104.37- 164.37	121.28
41 2,4-Dichlorophenol						CAS #: 120-83-2		
5.492	5.490	(0.979)	162	804882	75.0000	77.1	80.00- 120.00	100.00
5.492	5.490	(0.979)	164	541210			36.50- 96.50	67.24

RT	EXP RT	REL RT	MASS	RESPONSE	AMOUNTS CAL-AMT (ug/ml)	AMOUNTS ON-COL (ug/ml)	TARGET RANGE	RATIO
41 2,4-Dichlorophenol (continued)								
5.491	5.490	(0.978)	98	281600			5.73- 65.73	34.99
42 1,2,4-Trichlorobenzene						CAS #: 120-82-1		
5.557	5.555	(0.990)	180	999633	75.0000	76.6	80.00- 120.00	100.00
5.557	5.555	(0.990)	182	965278			67.47- 127.47	96.56
5.556	5.555	(0.990)	145	285392			0.00- 58.13	28.55
* 43 Naphthalene-d8						CAS #: 1146-65-2		
5.612	5.610	(1.000)	136	1167591	40.0000		80.00- 120.00	100.00
5.612	5.610	(1.000)	68	67799			0.00- 35.51	5.81
44 Naphthalene						CAS #: 91-20-3		
5.632	5.630	(1.004)	128	2243435	75.0000	74.9	80.00- 120.00	100.00
5.632	5.630	(1.004)	129	280633			0.00- 41.28	12.51
5.632	5.630	(1.004)	127	334794			0.00- 43.27	14.92
45 4-Chloroaniline						CAS #: 106-47-8		
5.684	5.681	(1.013)	127	970300	75.0000	77.0	80.00- 120.00	100.00
5.684	5.681	(1.013)	129	317770			2.39- 62.39	32.75
5.683	5.681	(1.013)	65	387696			11.54- 71.54	39.96
48 Hexachlorobutadiene						CAS #: 87-68-3		
5.747	5.746	(1.024)	225	776312	75.0000	77.8	80.00- 120.00	100.00
5.747	5.746	(1.024)	223	486334			32.02- 92.02	62.65
5.747	5.746	(1.024)	227	512144			34.54- 94.54	65.97
51 4-Chloro-3-methylphenol						CAS #: 59-50-7		
6.160	6.158	(1.098)	107	764894	75.0000	76.1	80.00- 120.00	100.00
6.160	6.158	(1.098)	144	202446			0.00- 55.95	26.47
6.160	6.158	(1.098)	142	601071			44.47- 104.47	78.58
53 2-Methylnaphthalene						CAS #: 91-57-6		
6.291	6.289	(1.121)	142	1694768	75.0000	77.7	80.00- 120.00	100.00
6.291	6.289	(1.121)	141	1459536			58.08- 118.08	86.12
54 1-Methylnaphthalene						CAS #: 90-12-0		
6.387	6.385	(1.138)	142	1522417	75.0000	76.9	80.00- 120.00	100.00
6.388	6.385	(1.138)	141	1376540			61.72- 121.72	90.42
55 Hexachlorocyclopentadiene						CAS #: 77-47-4		
6.446	6.445	(0.882)	237	983078	75.0000	79.6	80.00- 120.00	100.00
6.446	6.445	(0.882)	235	625563			33.37- 93.37	63.63
6.447	6.445	(0.882)	272	139309			0.00- 43.74	14.17
57 2,4,6-Trichlorophenol						CAS #: 88-06-2		
6.621	6.620	(0.906)	196	759048	75.0000	77.9	80.00- 120.00	100.00
6.621	6.620	(0.906)	198	731460			67.07- 127.07	96.37
6.621	6.620	(0.906)	200	244092			1.30- 61.30	32.16
58 2,4,5-Trichlorophenol						CAS #: 95-95-4		
6.572	6.570	(0.899)	196	712784	75.0000	79.2	80.00- 120.00	100.00
6.572	6.570	(0.899)	198	693944			69.46- 129.46	97.36

```
                                          AMOUNTS
                                        CAL-AMT   ON-COL
  RT   EXP RT   REL RT   MASS  RESPONSE (ug/ml)  (ug/ml)   TARGET RANGE    RATIO
 ==== ======== ========  ====  ======== =======  =======   ============    =====

   58 2,4,5-Trichlorophenol (continued)
6.571    6.570 ( 0.899)    97    437868                    34.72-  94.72    61.43
-------------------------------------------------------------------------------
$  59 2-Fluorobiphenyl (SURR)                        CAS #: 321-60-8
6.646    6.644 ( 0.910)   172   2318218 75.0000     76.5  80.00- 120.00   100.00
6.646    6.644 ( 0.910)   171    880072                    5.03-  65.03    37.96
-------------------------------------------------------------------------------
   62 2-Chloronaphthalene                            CAS #: 91-58-7
6.765    6.763 ( 0.926)   162   1789563 75.0000     78.0  80.00- 120.00   100.00
6.765    6.763 ( 0.926)   164    639764                    4.20-  64.20    35.75
6.764    6.763 ( 0.926)   127    706710                    7.85-  67.85    39.49
-------------------------------------------------------------------------------
   63 2-Nitroaniline                                 CAS #: 88-74-4
6.872    6.869 ( 0.940)    65    607614 75.0000     76.9  80.00- 120.00   100.00
6.872    6.869 ( 0.941)    92    379019                   30.25-  90.25    62.38
6.873    6.869 ( 0.941)   138    520687                   52.43- 112.43    85.69
-------------------------------------------------------------------------------
   65 Dimethylphthalate                              CAS #: 131-11-3
7.044    7.040 ( 0.964)   163   1974000 75.0000     74.9  80.00- 120.00   100.00
7.044    7.040 ( 0.964)   194    119626                    0.00-  35.55     6.06
7.043    7.040 ( 0.964)   164    218814                    0.00-  40.55    11.08
-------------------------------------------------------------------------------
   68 Acenaphthylene                                 CAS #: 208-96-8
7.169    7.167 ( 0.981)   152   2596023 75.0000     76.5  80.00- 120.00   100.00
7.169    7.167 ( 0.981)   151    559856                    0.00-  50.50    21.57
7.169    7.167 ( 0.981)   153    384668                    0.00-  43.76    14.82
-------------------------------------------------------------------------------
   67 2,6-Dinitrotoluene                             CAS #: 606-20-2
7.104    7.100 ( 0.972)   165    472468 75.0000     79.3  80.00- 120.00   100.00
7.103    7.100 ( 0.972)    89    364474                   49.02- 109.02    77.14
7.103    7.100 ( 0.972)    63    347360                   44.86- 104.86    73.52
-------------------------------------------------------------------------------
   69 3-Nitroaniline                                 CAS #: 99-09-2
7.276    7.271 ( 0.996)   138    407889 75.0000     77.1  80.00- 120.00   100.00
7.275    7.271 ( 0.996)   108     44275                    0.00-  41.32    10.85
7.275    7.271 ( 0.996)    92    521367                  100.05- 160.05   127.82
-------------------------------------------------------------------------------
*  70 Acenaphthene-d10                               CAS #: 15067-26-2
7.307    7.305 ( 1.000)   164    782749 40.0000          80.00- 120.00   100.00
7.307    7.305 ( 1.000)   162    755684                   64.73- 124.73    96.54
7.307    7.305 ( 1.000)   160    336873                   12.46-  72.46    43.04
-------------------------------------------------------------------------------
   71 Acenaphthene                                   CAS #: 83-32-9
7.340    7.338 ( 1.004)   154   1624831 75.0000     78.9  80.00- 120.00   100.00
7.340    7.338 ( 1.005)   153   1751192                   78.46- 138.46   107.78
7.340    7.338 ( 1.004)   152    877394                   23.44-  83.44    54.00
-------------------------------------------------------------------------------
   72 2,4-Dinitrophenol                              CAS #: 51-28-5
7.372    7.369 ( 1.009)   184    315067 75.0000     75.3  80.00- 120.00   100.00
7.372    7.369 ( 1.009)    63    160926                   48.07- 108.07    51.08
7.372    7.369 ( 1.009)   154    214083                   39.61-  99.61    67.95
-------------------------------------------------------------------------------
   74 4-Nitrophenol                                  CAS #: 100-02-7
7.478    7.476 ( 1.023)   109    451545 75.0000     78.5  80.00- 120.00   100.00
```

RT	EXP RT	REL RT	MASS	RESPONSE	AMOUNTS CAL-AMT (ug/ml)	AMOUNTS ON-COL (ug/ml)	TARGET RANGE	RATIO
74 4-Nitrophenol (continued)								
7.478	7.476	(1.023)	139	294848			26.63- 86.63	65.30
7.478	7.476	(1.023)	65	502405			81.59- 141.59	111.26
75 Dibenzofuran						CAS #: 132-64-9		
7.508	7.506	(1.028)	168	2553443	75.0000	76.2	80.00- 120.00	100.00
7.508	7.506	(1.028)	139	1124933			12.75- 72.75	44.06
76 2,4-Dinitrotoluene						CAS #: 121-14-2		
7.498	7.494	(1.026)	165	669843	75.0000	80.2	80.00- 120.00	100.00
7.498	7.494	(1.026)	63	699302			82.10- 142.10	104.40
7.498	7.494	(1.026)	89	664932			72.08- 132.08	99.27
80 Diethylphthalate						CAS #: 84-66-2		
7.733	7.729	(1.058)	149	1823161	75.0000	74.9	80.00- 120.00	100.00
7.733	7.729	(1.058)	177	442086			0.00- 53.36	24.25
7.732	7.729	(1.058)	150	235803			0.00- 42.43	12.93
81 Fluorene						CAS #: 86-73-7		
7.843	7.841	(1.073)	166	2351627	75.0000	81.0	80.00- 120.00	100.00
7.843	7.841	(1.073)	165	2198189			65.55- 125.55	93.48
7.843	7.841	(1.073)	167	360555			0.00- 44.15	15.33
82 4-Chlorophenyl-phenylether						CAS #: 7005-72-3		
7.840	7.838	(1.073)	204	1433760	75.0000	82.4	80.00- 120.00	100.00
7.840	7.838	(1.073)	206	503984			4.27- 64.27	35.15
7.839	7.838	(1.073)	141	789742			24.97- 84.97	55.08
84 4-Nitroaniline						CAS #: 100-01-6		
7.882	7.874	(1.079)	138	348432	75.0000	76.0	80.00- 120.00	100.00
7.882	7.874	(1.079)	92	229530			38.02- 98.02	65.88
7.882	7.874	(1.079)	108	514441			124.92- 184.92	147.64
85 4,6-Dinitro-2-methylphenol						CAS #: 534-52-1		
7.902	7.896	(0.902)	198	462929	75.0000	74.1	80.00- 120.00	100.00
7.900	7.896	(0.902)	51	173239			6.77- 66.77	37.42
7.901	7.896	(0.902)	105	179323			8.50- 68.50	38.74
86 N-Nitrosodiphenylamine						CAS #: 86-30-6		
7.961	7.956	(0.909)	169	1346688	75.0000	77.4	80.00- 120.00	100.00
7.961	7.956	(0.909)	168	897851			36.61- 96.61	66.67
7.961	7.956	(0.909)	167	484131			4.62- 64.62	35.95
87 1,2-Diphenylhydrazine						CAS #: 122-66-7		
7.996	7.992	(1.094)	77	2062543	75.0000	73.7	80.00- 120.00	100.00(M)
7.997	7.992	(1.094)	105	295597			0.00- 43.34	14.33
7.998	7.992	(1.095)	182	571505			0.00- 56.11	27.71
$ 88 2,4,6-Tribromophenol (SURR)						CAS #: 118-79-6		
8.087	8.083	(1.107)	330	877712	150.000	160	80.00- 120.00	100.00
8.087	8.083	(1.107)	332	867986			66.43- 126.43	98.89
8.084	8.083	(1.106)	141	344958			9.24- 69.24	39.30

RT	EXP RT	REL RT	MASS	RESPONSE	AMOUNTS CAL-AMT (ug/ml)	AMOUNTS ON-COL (ug/ml)	TARGET RANGE	RATIO
93 4-Bromophenylphenylether						CAS #: 101-55-3		
8.320	8.318	(0.949)	248	793487	75.0000	78.7	80.00- 120.00	100.00
8.320	8.318	(0.949)	250	778746			67.36- 127.36	98.14
8.318	8.318	(0.949)	141	532858			35.77- 95.77	67.15
94 Hexachlorobenzene						CAS #: 118-74-1		
8.389	8.387	(0.957)	284	923550	75.0000	79.6	80.00- 120.00	100.00
8.387	8.387	(0.957)	142	310302			2.39- 62.39	33.60
8.388	8.387	(0.957)	249	289382			0.06- 60.06	31.33
96 Pentachlorophenol						CAS #: 87-86-5		
8.586	8.585	(0.980)	266	546128	75.0000	80.1	80.00- 120.00	100.00
8.587	8.585	(0.980)	264	346479			33.70- 93.70	63.44
8.587	8.585	(0.980)	268	358493			35.26- 95.26	65.64
* 100 Phenanthrene-d10						CAS #: 1517-22-2		
8.762	8.761	(1.000)	188	1380309	40.0000		80.00- 120.00	100.00
8.761	8.761	(1.000)	94	86706			0.00- 36.35	6.28
8.761	8.761	(1.000)	80	100931			0.00- 37.82	7.31
101 Phenanthrene						CAS #: 85-01-8		
8.787	8.785	(1.003)	178	2677572	75.0000	75.3	80.00- 120.00	100.00
8.787	8.785	(1.003)	179	459530			0.00- 46.33	17.16
8.787	8.785	(1.003)	176	575726			0.00- 50.11	21.50
103 Anthracene						CAS #: 120-12-7		
8.836	8.835	(1.008)	178	2667185	75.0000	75.3	80.00- 120.00	100.00
8.836	8.835	(1.008)	179	470336			0.00- 45.97	17.63
8.836	8.835	(1.008)	176	555606			0.00- 49.80	20.83
104 Carbazole						CAS #: 86-74-8		
8.998	8.996	(1.027)	167	2218341	75.0000	75.2	80.00- 120.00	100.00
8.998	8.996	(1.027)	139	319887			0.00- 43.89	14.42
8.998	8.996	(1.027)	83	160833			0.00- 36.17	7.25
105 Di-n-butylphthalate						CAS #: 84-74-2		
9.328	9.327	(1.065)	149	2860549	75.0000	76.8	80.00- 120.00	100.00
9.328	9.327	(1.065)	150	322766			0.00- 40.04	11.28
9.328	9.327	(1.065)	104	242347			0.00- 37.79	8.47
109 Fluoranthene						CAS #: 206-44-0		
9.955	9.953	(1.136)	202	3050937	75.0000	74.8	80.00- 120.00	100.00
9.954	9.953	(1.136)	101	243991			0.00- 36.69	8.00
9.955	9.953	(1.136)	203	617712			0.00- 48.82	20.25
111 Pyrene						CAS #: 129-00-0		
10.179	10.176	(0.896)	202	3259005	75.0000	66.2	80.00- 120.00	100.00
10.179	10.176	(0.896)	200	787867			0.00- 51.88	24.18
10.179	10.176	(0.896)	203	691881			0.00- 49.33	21.23
$ 112 Terphenyl-d14 (SURR)						CAS #: 1718-51-0		
10.324	10.322	(0.909)	244	3113831	75.0000	66.7	80.00- 120.00	100.00
10.323	10.322	(0.909)	122	244464			0.00- 36.72	7.85

RT	EXP RT	REL RT	MASS	RESPONSE	AMOUNTS CAL-AMT (ug/ml)	AMOUNTS ON-COL (ug/ml)	TARGET RANGE	RATIO
$ 112 Terphenyl-d14 (SURR) (continued)								
10.324	10.322	(0.909)	212	276486			0.00- 38.06	8.88
118 Butylbenzylphthalate						CAS #: 85-68-7		
10.800	10.798	(0.951)	149	1566818	75.0000	73.5	80.00- 120.00	100.00
10.800	10.798	(0.951)	91	1264991			51.57- 111.57	80.74
10.801	10.798	(0.951)	206	420767			0.00- 55.14	26.85
120 Benzo[a]anthracene						CAS #: 56-55-3		
11.351	11.348	(0.999)	228	4345022	75.0000	69.9	80.00- 120.00	100.00
11.351	11.348	(0.999)	229	1084134			0.00- 51.57	24.95
11.351	11.348	(0.999)	226	1412402			0.00- 58.54	32.51
* 121 Chrysene-d12						CAS #: 1719-03-5		
11.361	11.359	(1.000)	240	2475600	40.0000		80.00- 120.00	100.00
11.359	11.359	(1.000)	120	164799			0.00- 36.38	6.66
11.361	11.359	(1.000)	236	675537			0.00- 57.06	27.29
123 Chrysene						CAS #: 218-01-9		
11.389	11.384	(1.002)	228	3630272	75.0000	66.6	80.00- 120.00	100.00
11.389	11.384	(1.002)	226	1260525			1.12- 61.12	34.72
11.389	11.384	(1.002)	229	885273			0.00- 51.74	24.39
124 Bis-2-Ethylhexylphthalate						CAS #: 117-81-7		
11.353	11.350	(0.999)	149	2822016	75.0000	76.6	80.00- 120.00	100.00
11.353	11.350	(0.999)	167	1005851			2.07- 62.07	35.64
11.354	11.350	(0.999)	279	309183			0.00- 39.24	10.96
125 Di-n-octylphthalate						CAS #: 117-84-0		
11.952	11.948	(0.942)	149	3402058	75.0000	78.1	80.00- 120.00	100.00
11.952	11.948	(0.942)	167	72646			0.00- 31.74	2.14
11.951	11.948	(0.942)	43	302712			0.00- 38.21	8.90
127 Benzo[b]fluoranthene						CAS #: 205-99-2		
12.341	12.333	(0.973)	252	4054432	75.0000	75.5	80.00- 120.00	100.00
12.341	12.333	(0.973)	253	1049725			0.00- 54.02	25.89
12.340	12.333	(0.973)	125	240202			0.00- 34.93	5.92
128 Benzo[k]fluoranthene						CAS #: 207-08-9		
12.367	12.359	(0.975)	252	3930594	75.0000	72.8	80.00- 120.00	100.00
12.367	12.359	(0.975)	253	1088162			0.00- 53.57	27.68
12.366	12.359	(0.975)	125	250013			0.00- 35.26	6.36
129 Benzo[a]pyrene						CAS #: 50-32-8		
12.638	12.630	(0.996)	252	3931682	75.0000	75.0	80.00- 120.00	100.00
12.638	12.630	(0.996)	253	997822			0.00- 54.04	25.38
12.637	12.630	(0.996)	125	251043			0.00- 35.52	6.39
* 130 Perylene-d12						CAS #: 1520-96-3		
12.688	12.682	(1.000)	264	2020258	40.0000		80.00- 120.00	100.00
12.688	12.682	(1.000)	260	503537			0.00- 54.80	24.92
12.688	12.682	(1.000)	265	473918			0.00- 53.39	23.46

RT	EXP RT	REL RT	MASS	RESPONSE	AMOUNTS CAL-AMT (ug/ml)	AMOUNTS ON-COL (ug/ml)	TARGET RANGE	RATIO
133 Indeno[1,2,3-cd]pyrene						CAS #: 193-39-5		
13.762	13.749	(1.085)	276	4903854	75.0000	75.0	80.00- 120.00	100.00
13.763	13.749	(1.085)	138	704005			0.00- 42.48	14.36
13.763	13.749	(1.085)	277	1370498			0.00- 56.82	27.95
134 Dibenz[a,h]anthracene						CAS #: 53-70-3		
13.768	13.755	(1.085)	278	4354019	75.0000	76.3	80.00- 120.00	100.00
13.767	13.755	(1.085)	139	393933			0.00- 37.70	9.05
13.768	13.755	(1.085)	279	1169748			0.00- 54.57	26.87
135 Benzo[g,h,i]perylene						CAS #: 191-24-2		
14.069	14.053	(1.109)	276	3511548	75.0000	70.3	80.00- 120.00	100.00
14.068	14.053	(1.109)	138	375067			0.00- 40.01	10.68
14.069	14.053	(1.109)	277	888853			0.00- 54.80	25.31

QC Flag Legend

a - Target compound detected but, quantitated amount
    Below Limit Of Quantitation(BLOQ).
M - Compound response manually integrated.

Data File: \\Svecd04\DD\chem\smsd03.i\S3042312.b\8270CAL6.D
Date : 23-APR-2012 10:47
Client ID: 8270CAL6
Sample Info: 45922
Purge Volume: 1000.0
Column phase: HPMS-5

Instrument: smsd03.i
Operator: PEL
Column diameter: 0.25

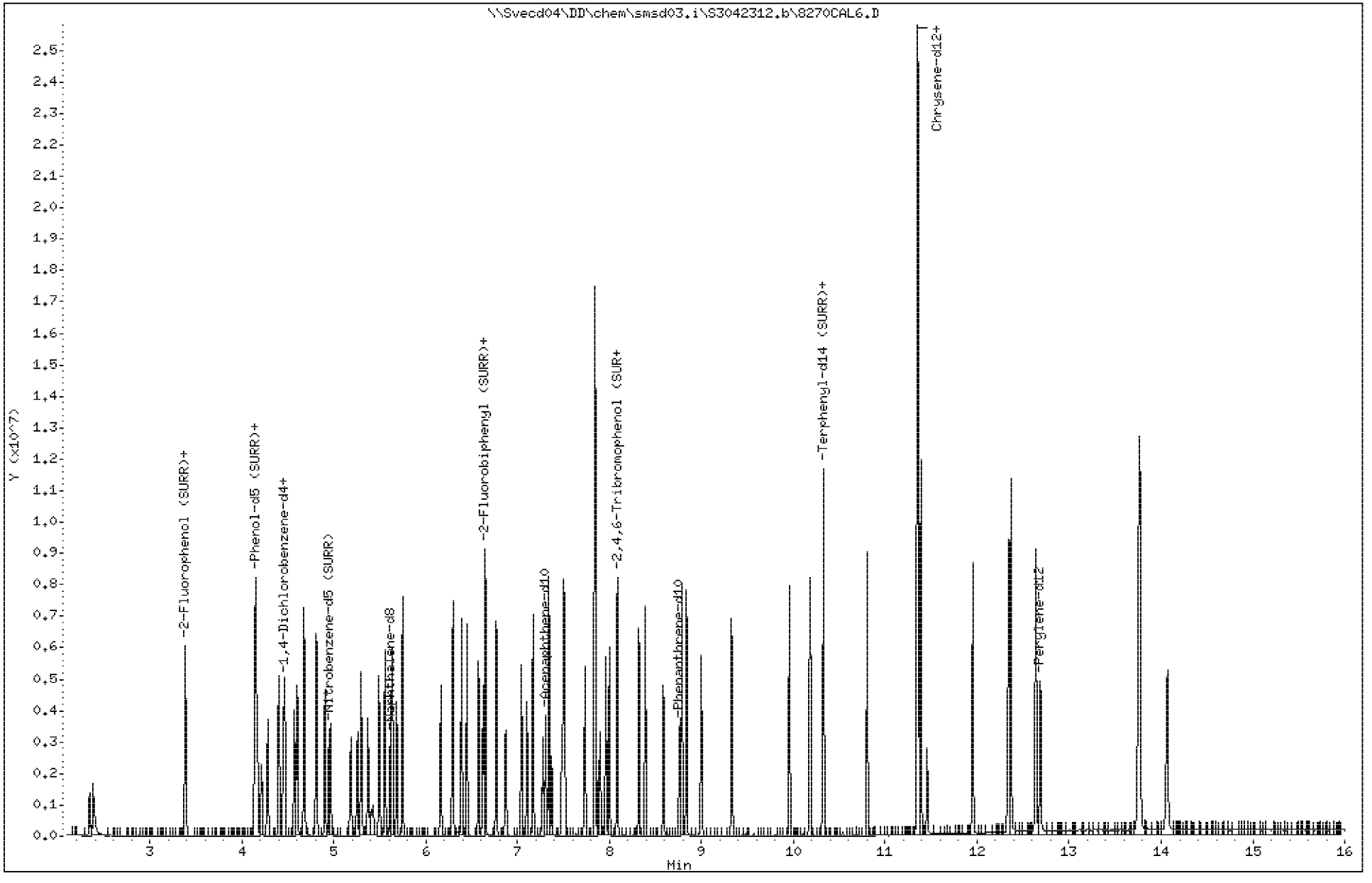

691

3505892

Data File: \\Svecd04\DD\chem\smsd03.i\S3042312.b\8270CAL6.D

Date : 23-APR-2012 10:47

Client ID: 8270CAL6 Instrument: smsd03.i

Sample Info: 45922

Purge Volume: 1000.0 Operator: PEL

Column phase: HPMS-5 Column diameter: 0.25

2 Pyridine Concentration: 76.2 ug/l

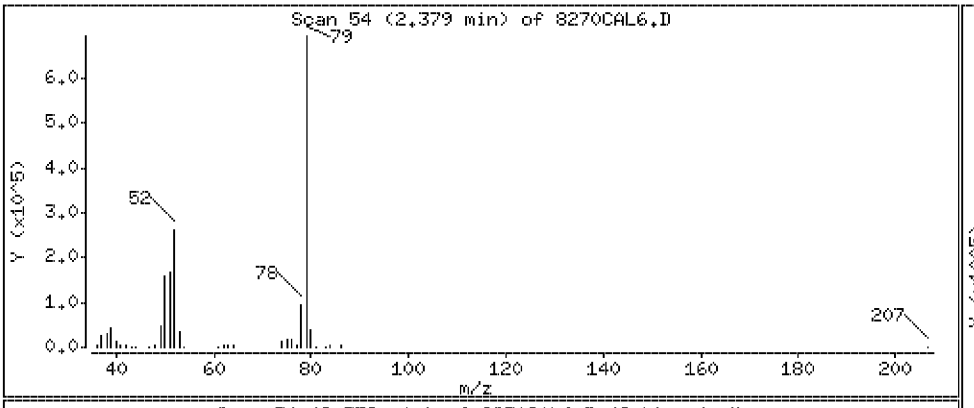

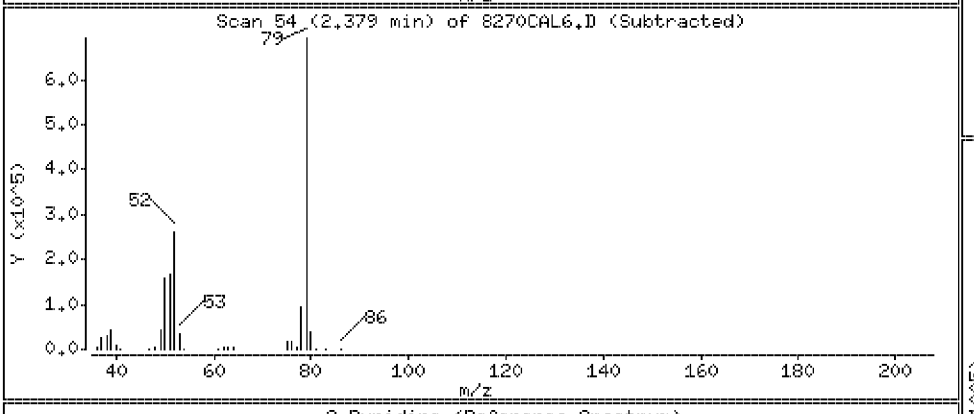

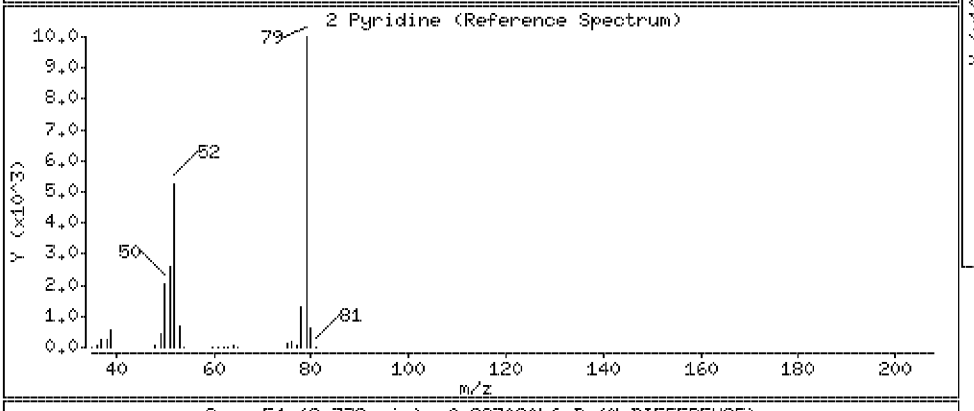

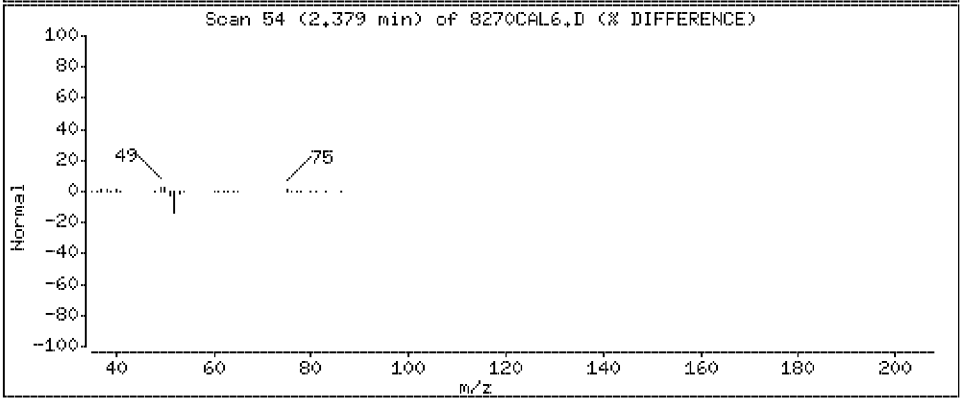

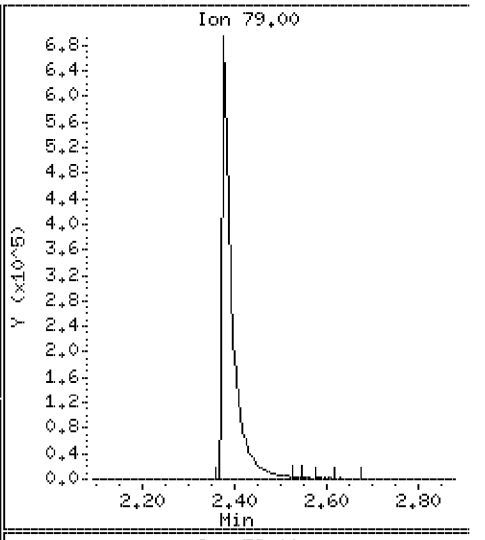

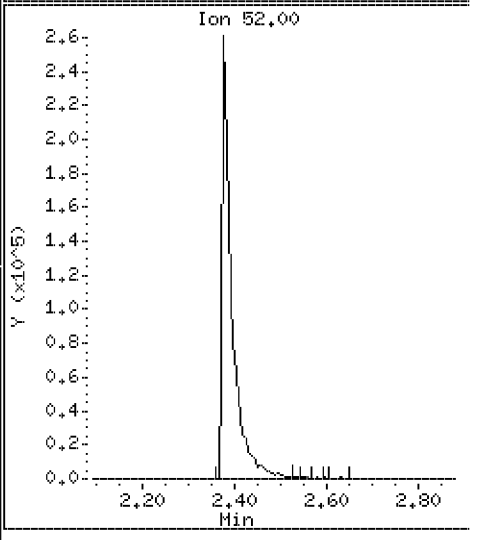

Data File: \\Svecd04\DD\chem\smsd03.i\S3042312.b\8270CAL6.D

Date : 23-APR-2012 10:47

Client ID: 8270CAL6 Instrument: smsd03.i

Sample Info: 45922

Purge Volume: 1000.0 Operator: PEL

Column phase: HPMS-5 Column diameter: 0.25

1 N-Nitrosodimethylamine Concentration: 72.8 ug/l

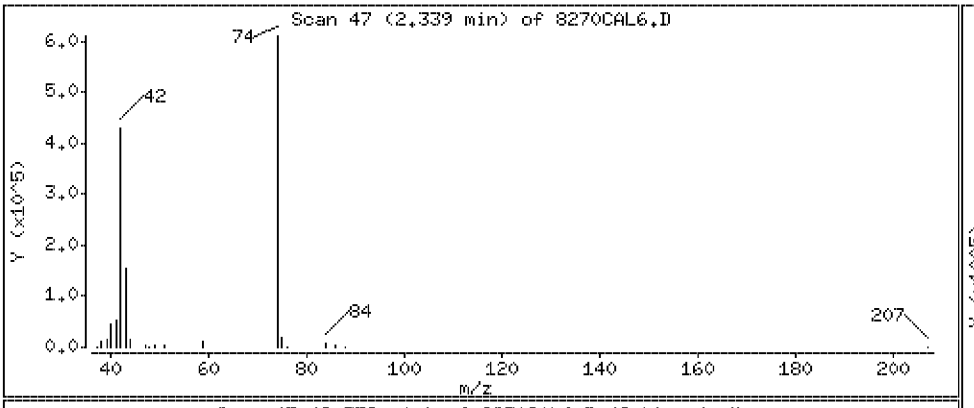

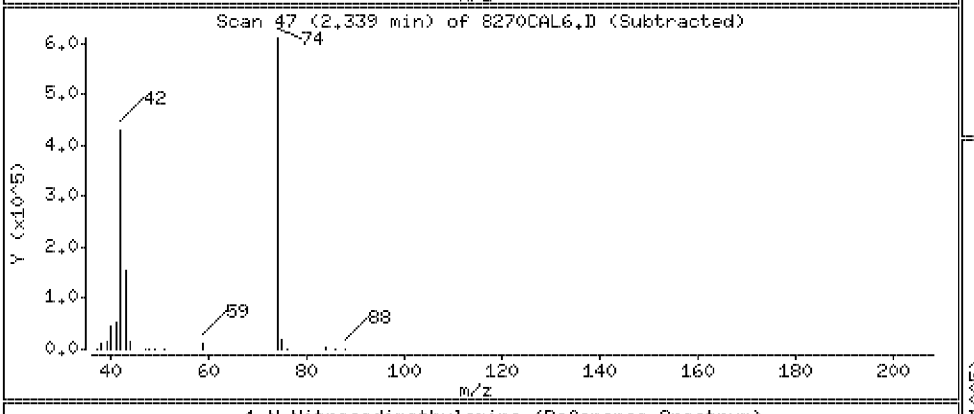

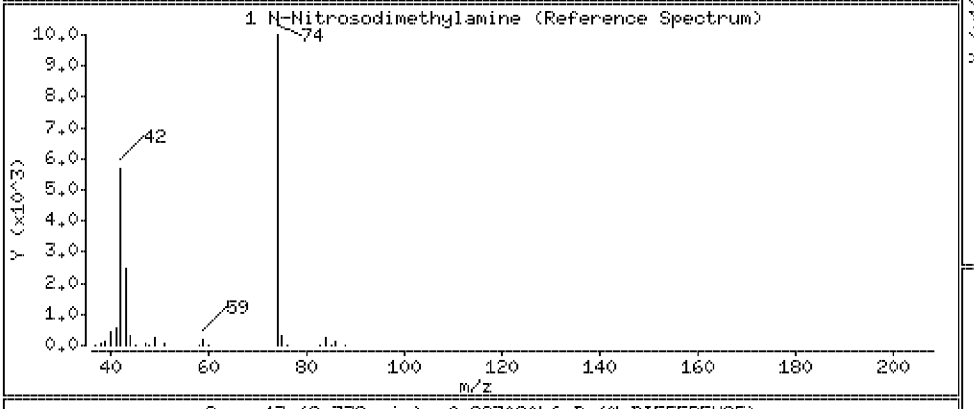

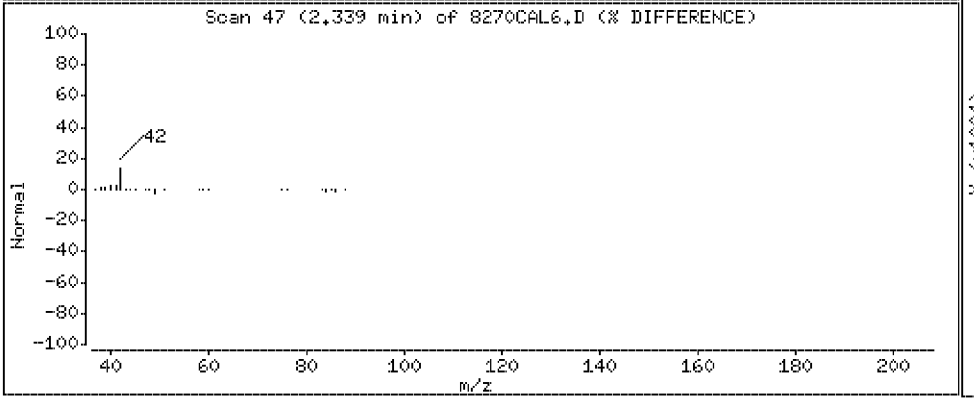

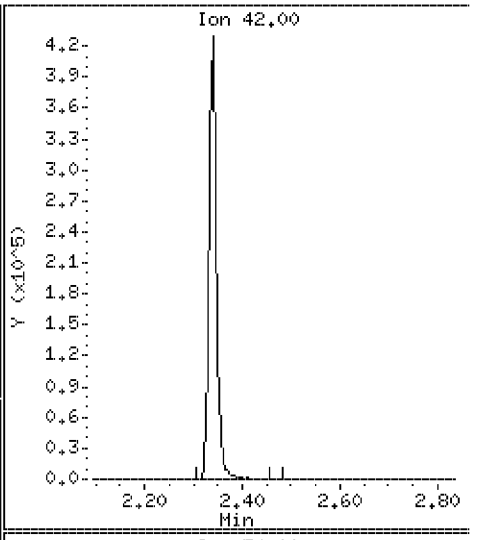

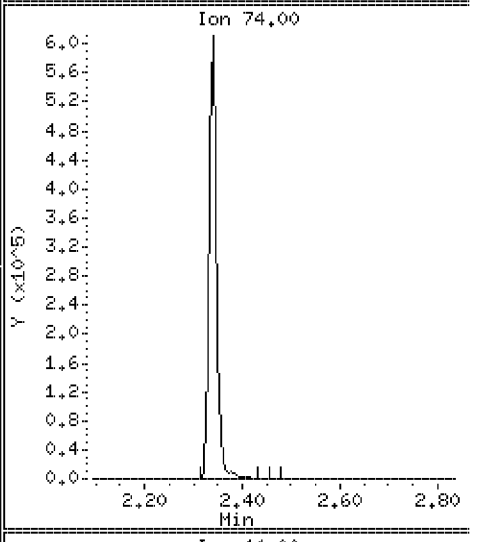

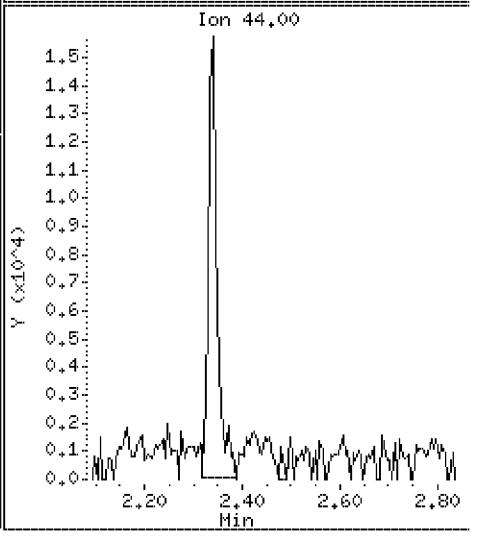

Data File: \\Svecd04\DD\chem\smsd03.i\S3042312.b\8270CAL6.D

Date : 23-APR-2012 10:47

Client ID: 8270CAL6

Instrument: smsd03.i

Sample Info: 45922

Purge Volume: 1000.0

Operator: PEL

Column phase: HPMS-5

Column diameter: 0.25

13 Phenol

Concentration: 79.1 ug/l

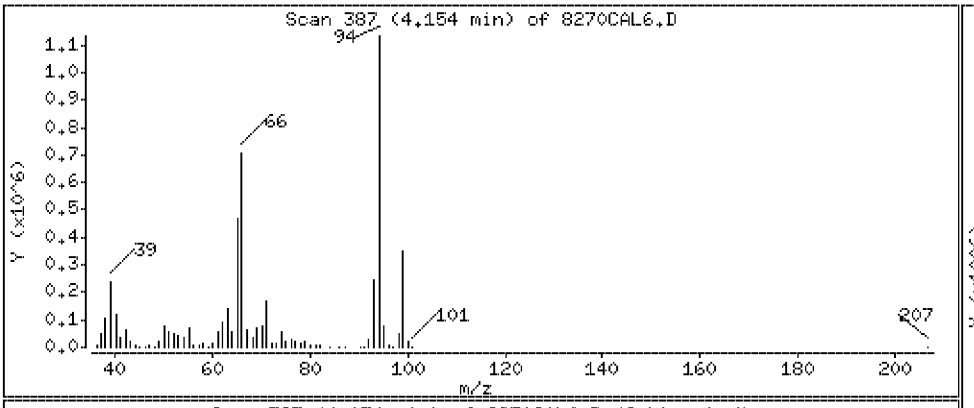

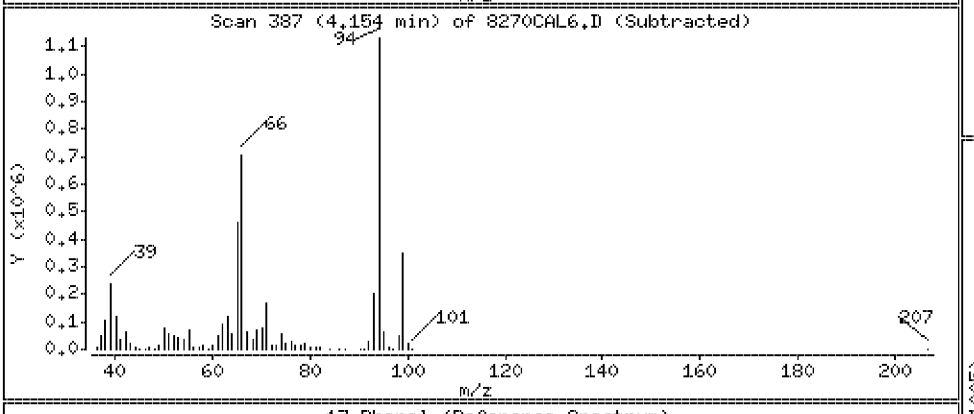

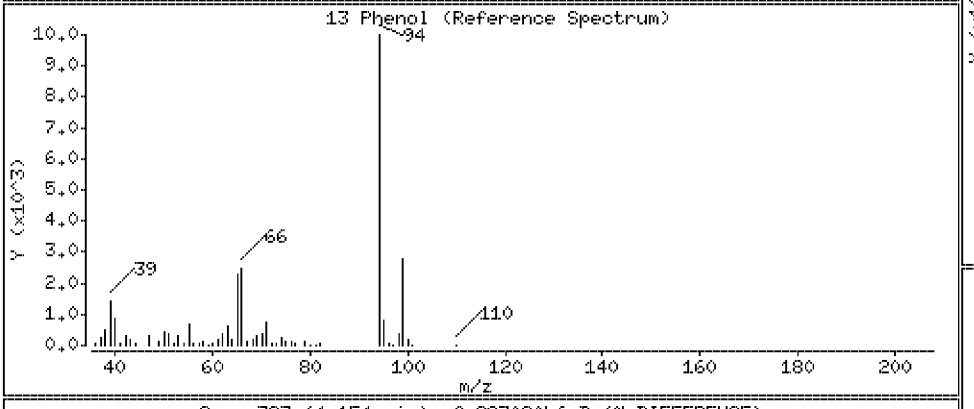

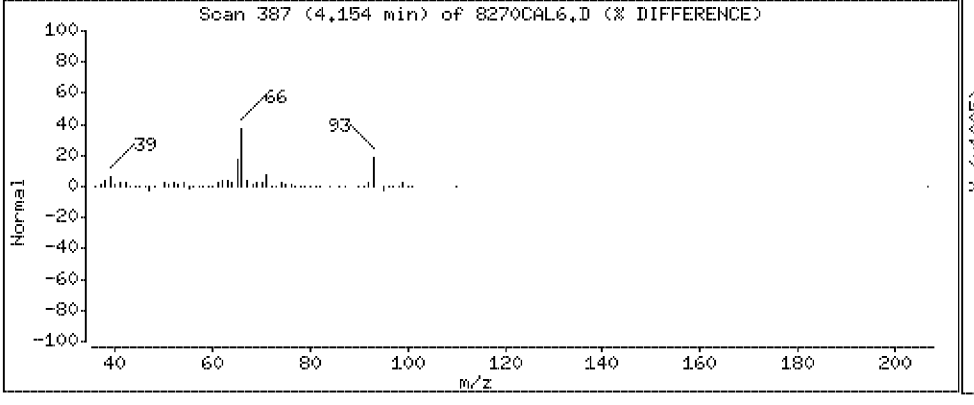

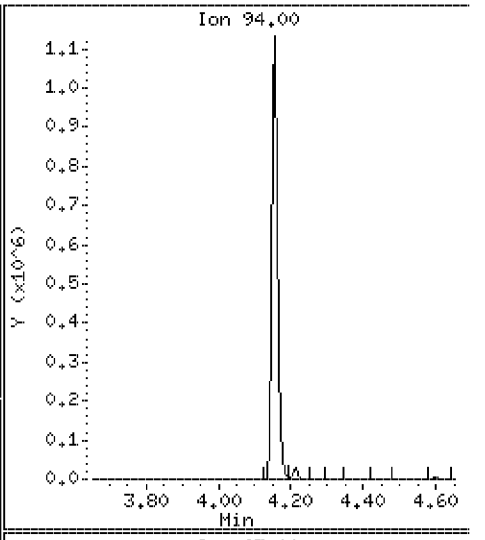

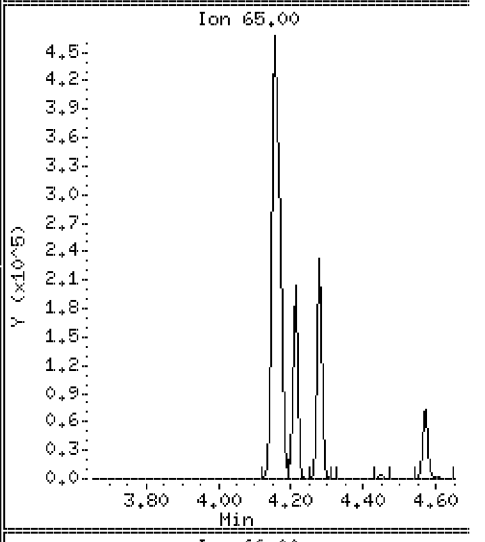

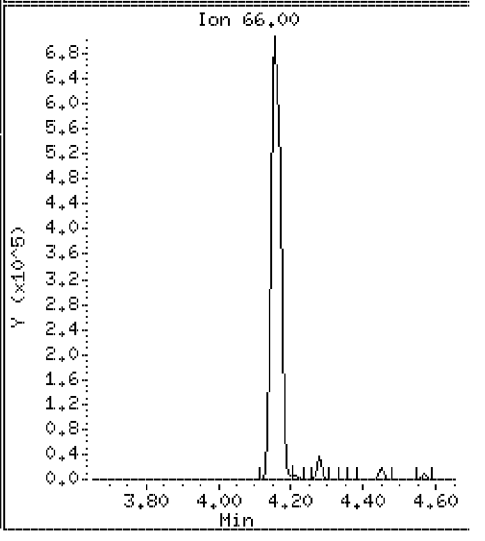

Data File: \\Svecd04\DD\chem\smsd03.i\S3042312.b\8270CAL6.D

Date : 23-APR-2012 10:47

Client ID: 8270CAL6 Instrument: smsd03.i

Sample Info: 45922

Purge Volume: 1000.0 Operator: PEL

Column phase: HPMS-5 Column diameter: 0.25

10 Aniline Concentration: 75.7 ug/l

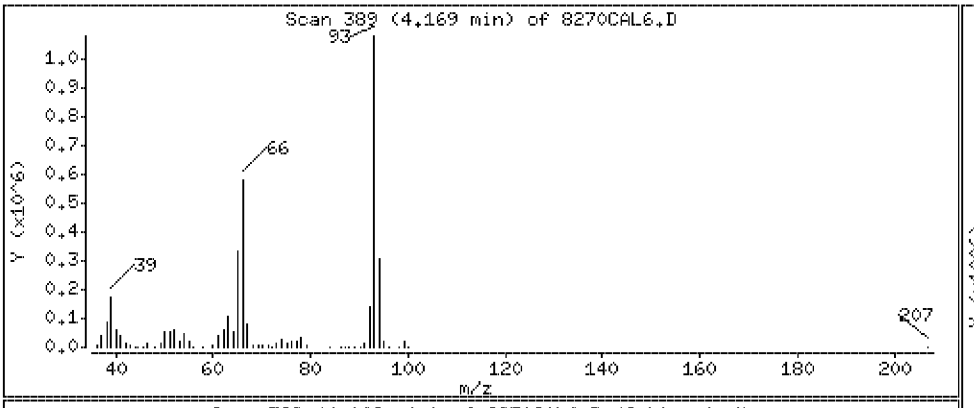

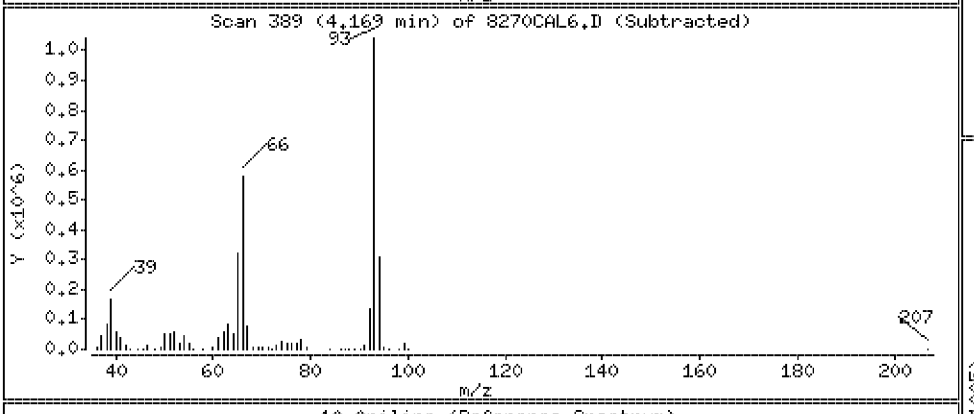

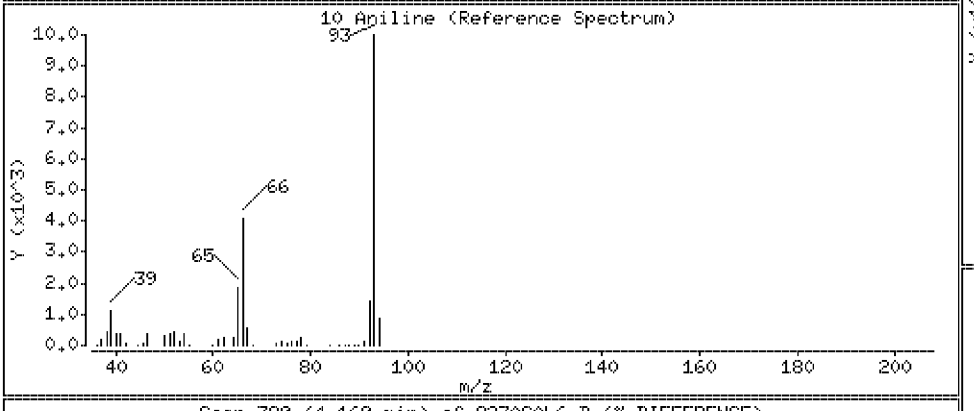

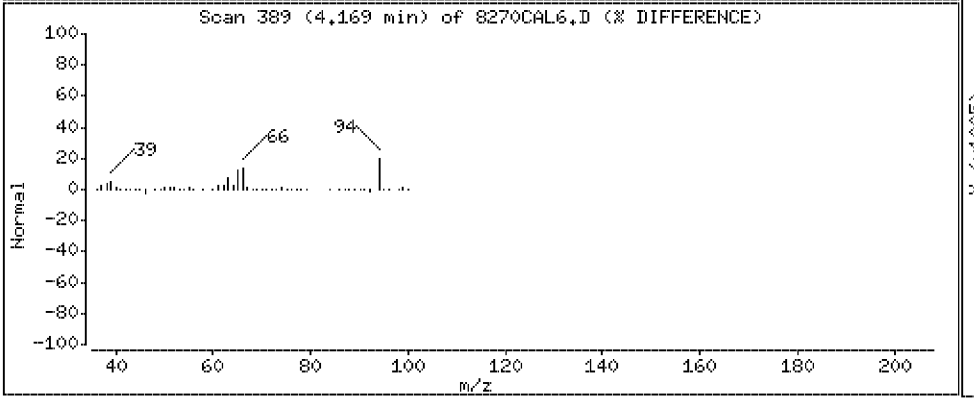

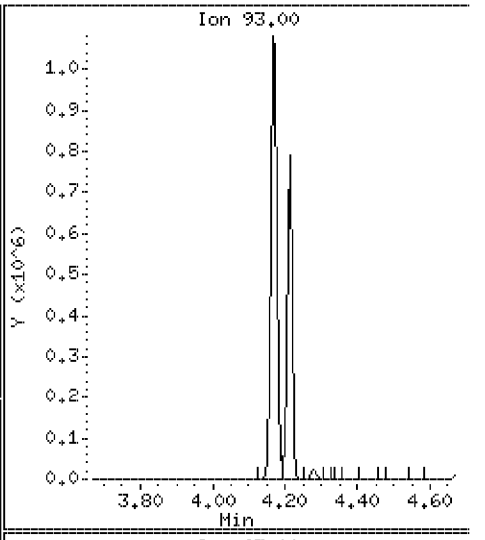

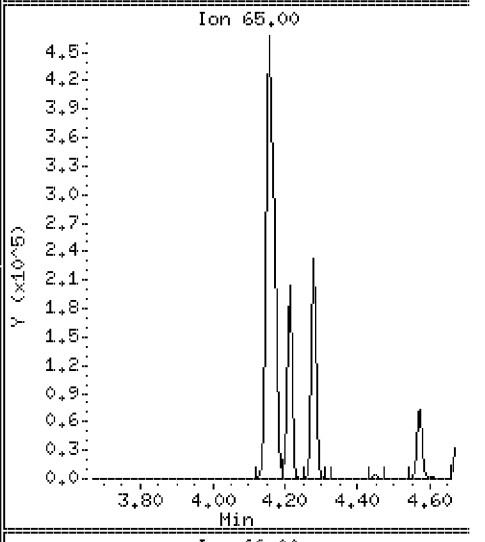

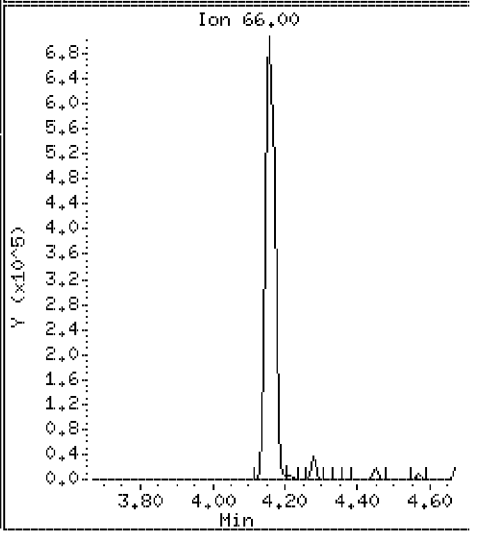

Data File: \\Svecd04\DD\chem\smsd03.i\S3042312.b\8270CAL6.D

Date : 23-APR-2012 10:47

Client ID: 8270CAL6 Instrument: smsd03.i

Sample Info: 45922

Purge Volume: 1000.0 Operator: PEL

Column phase: HPMS-5 Column diameter: 0.25

14 Bis(2-Chloroethyl)ether Concentration: 75.1 ug/l

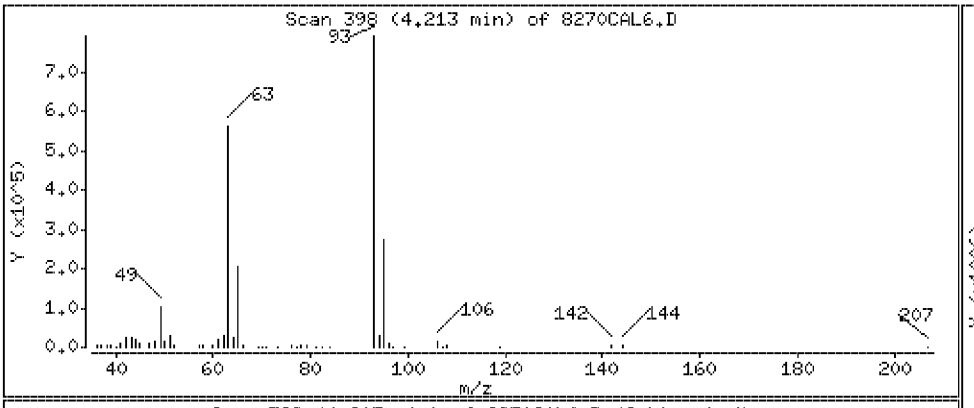

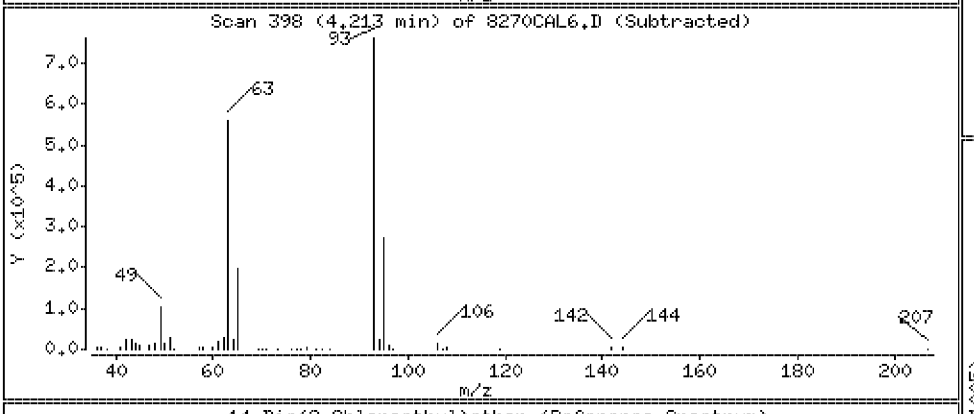

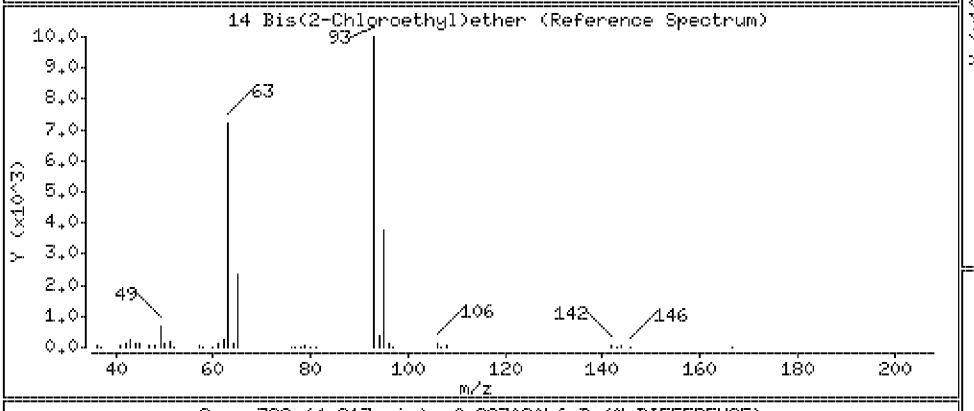

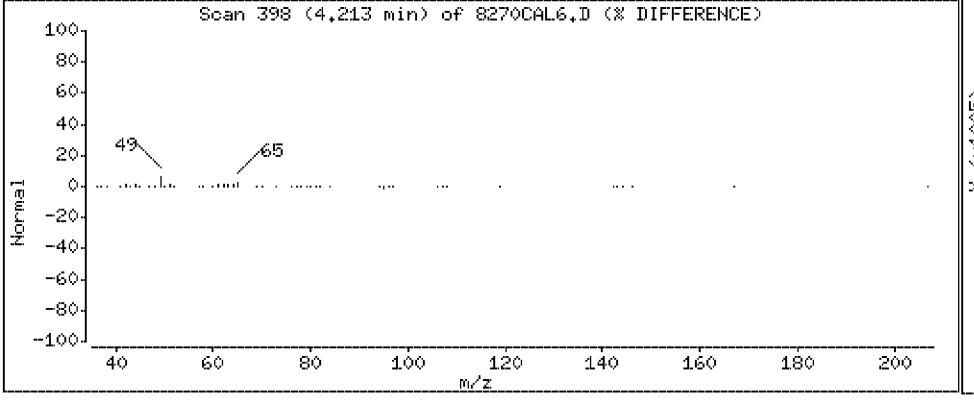

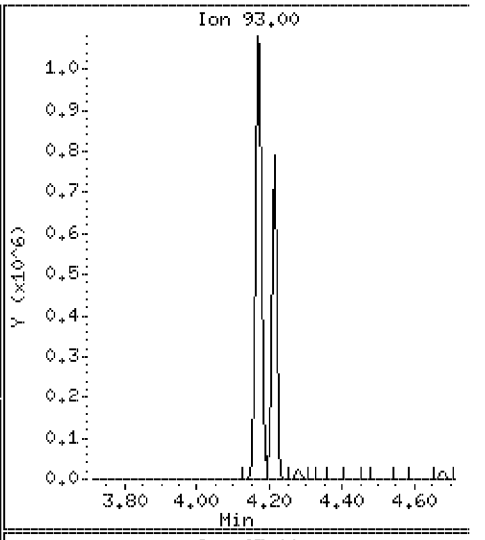

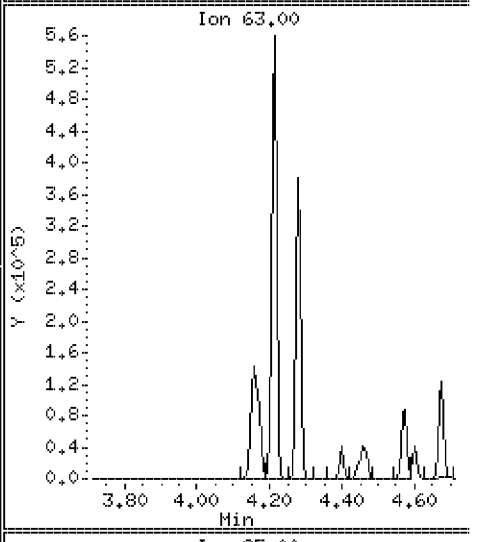

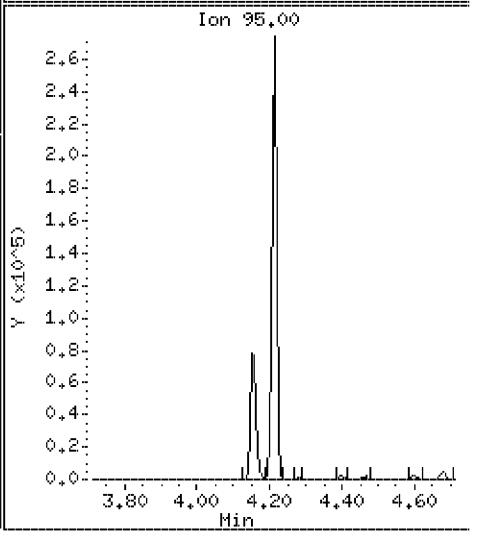

Data File: \\Svecd04\DD\chem\smsd03.i\S3042312.b\8270CAL6.D

Date : 23-APR-2012 10:47

Client ID: 8270CAL6

Instrument: smsd03.i

Sample Info: 45922

Purge Volume: 1000.0

Operator: PEL

Column phase: HPMS-5

Column diameter: 0.25

15 2-Chlorophenol

Concentration: 76.2 ug/l

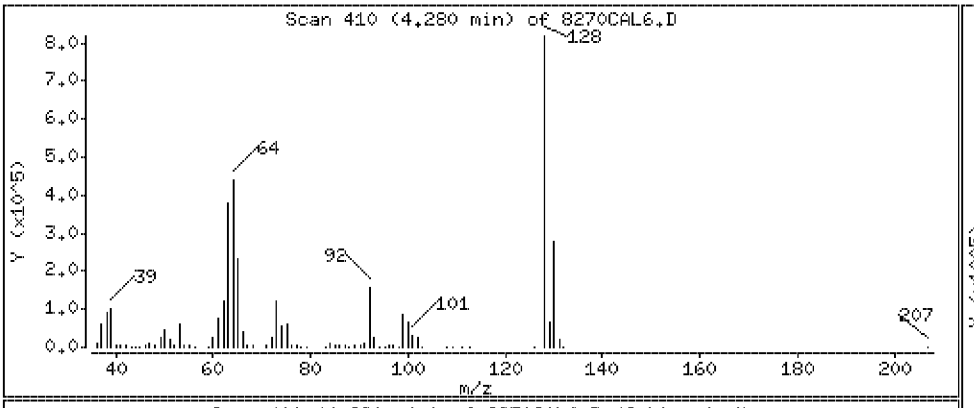

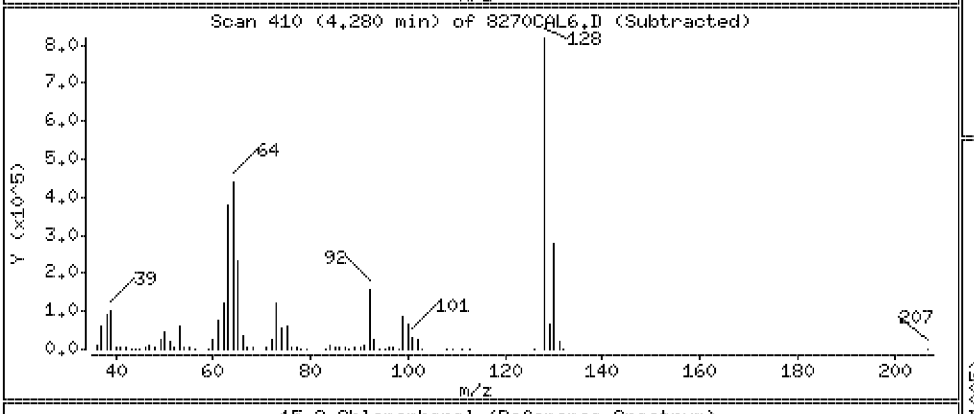

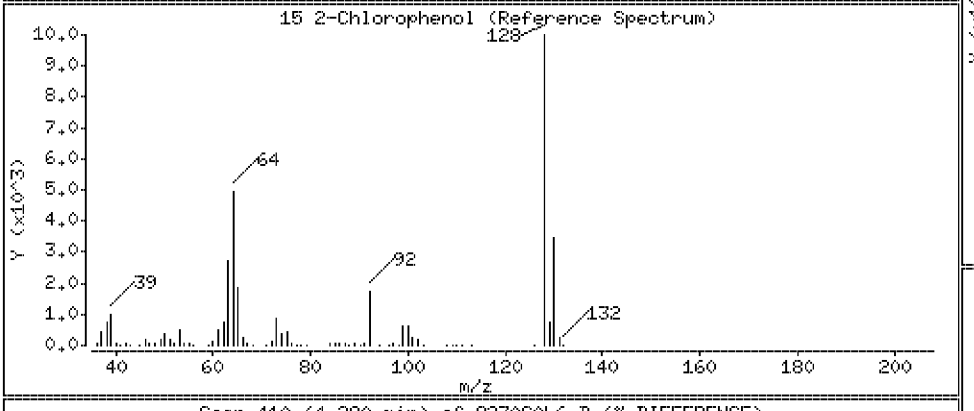

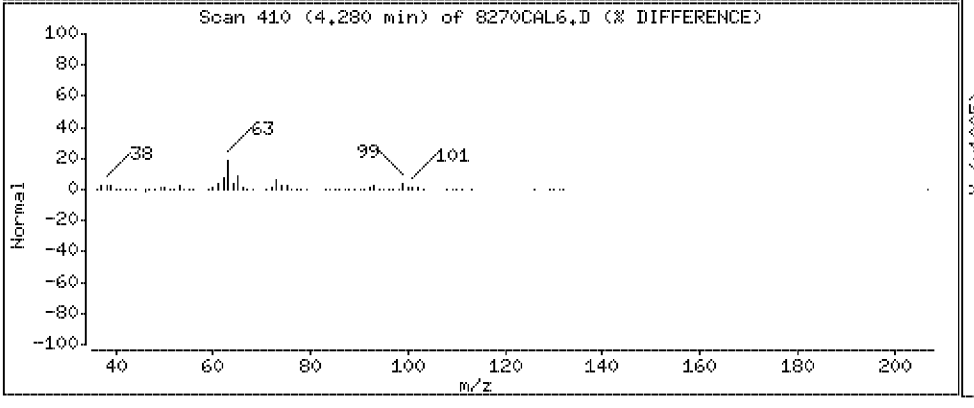

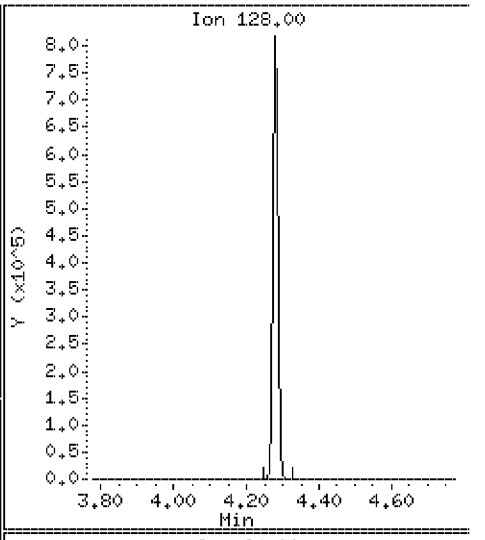

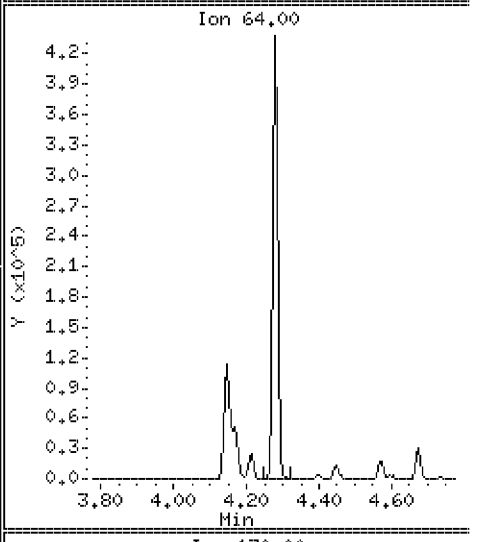

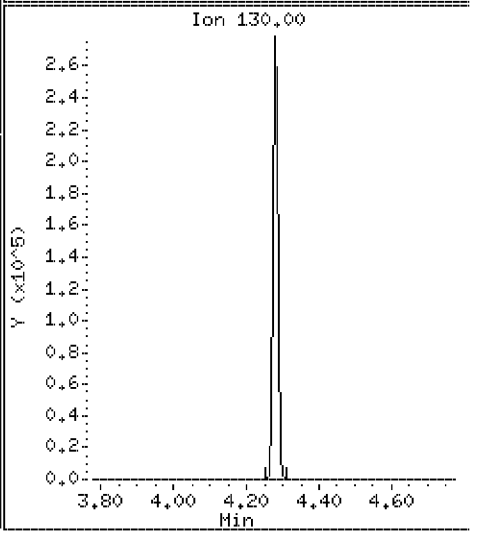

Data File: \\Svecd04\DD\chem\smsd03.i\S3042312.b\8270CAL6.D

Date : 23-APR-2012 10:47

Client ID: 8270CAL6

Instrument: smsd03.i

Sample Info: 45922

Purge Volume: 1000.0

Operator: PEL

Column phase: HPMS-5

Column diameter: 0.25

17 1,3-Dichlorobenzene

Concentration: 76.0 ug/l

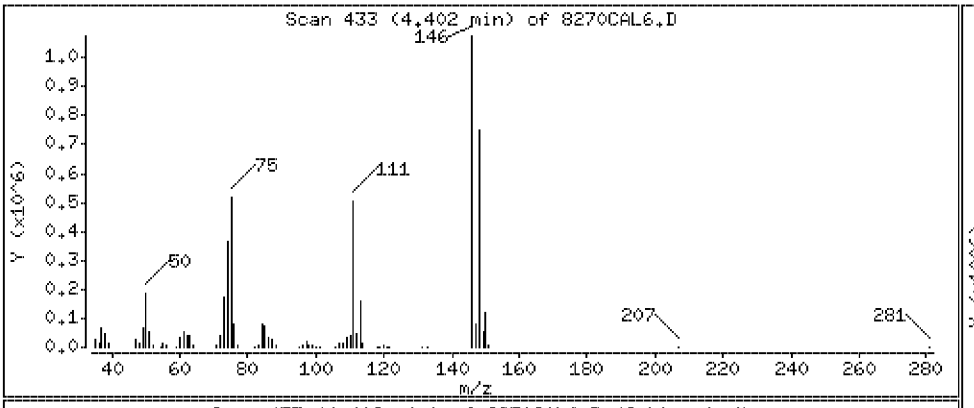

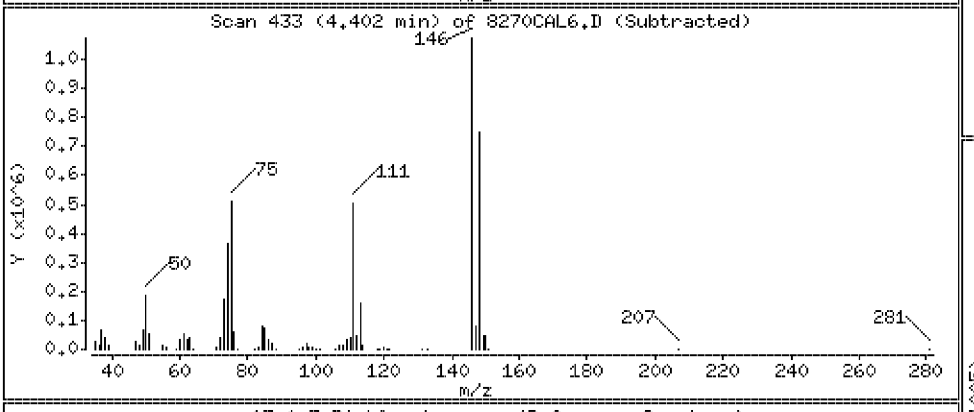

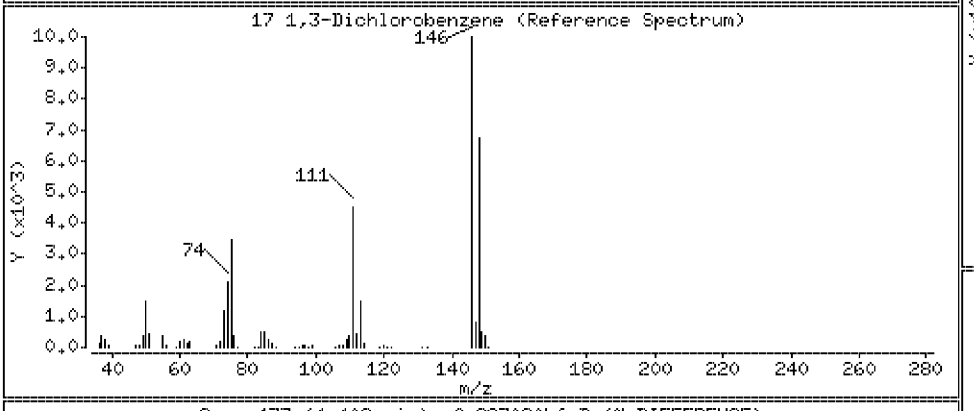

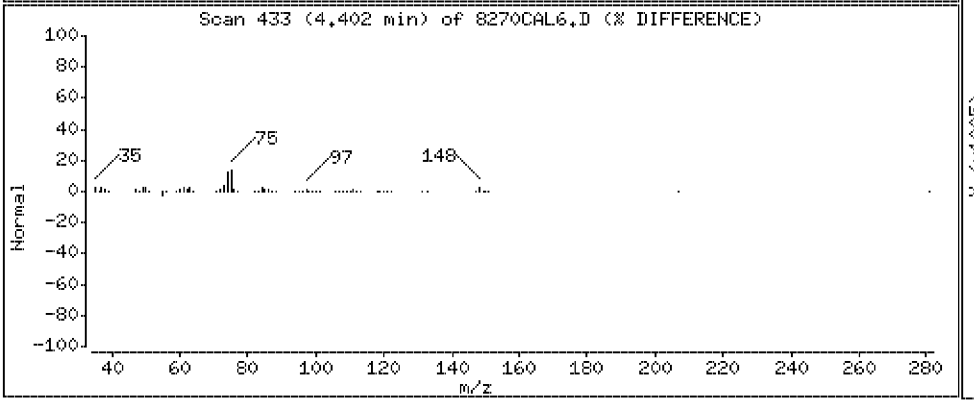

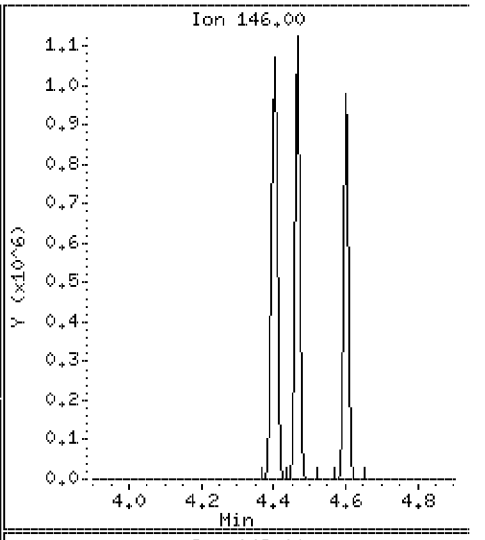

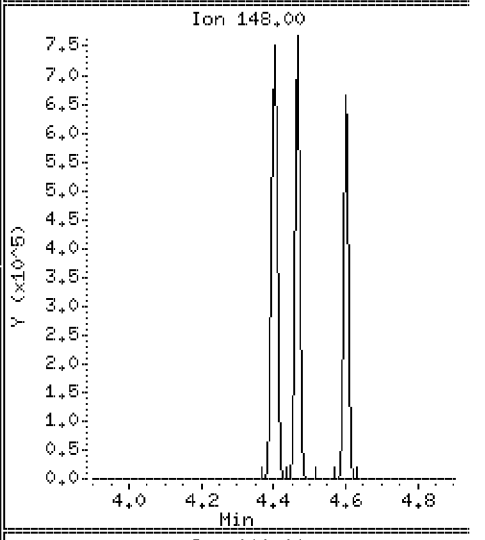

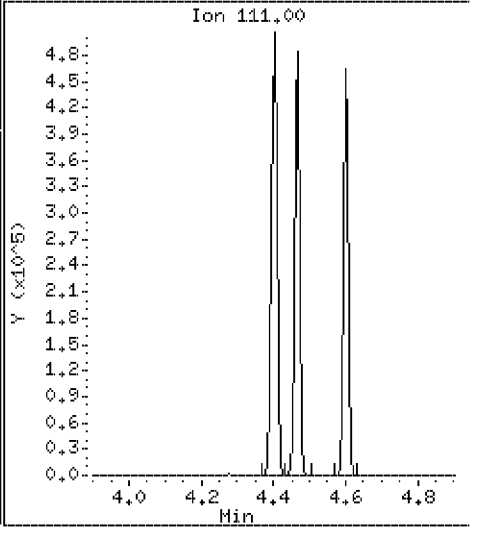

Data File: \\Svecd04\DD\chem\smsd03.i\S3042312.b\8270CAL6.D

Date : 23-APR-2012 10:47

Client ID: 8270CAL6 Instrument: smsd03.i

Sample Info: 45922

Purge Volume: 1000.0 Operator: PEL

Column phase: HPMS-5 Column diameter: 0.25

19 1,4-Dichlorobenzene Concentration: 76.1 ug/l

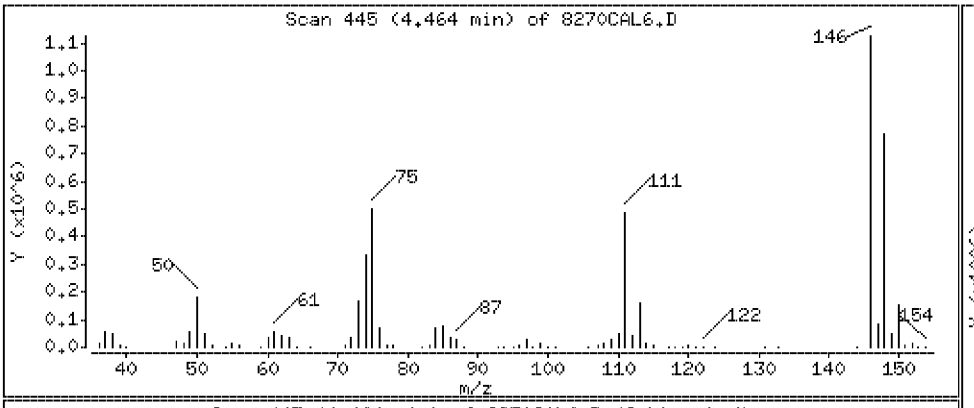

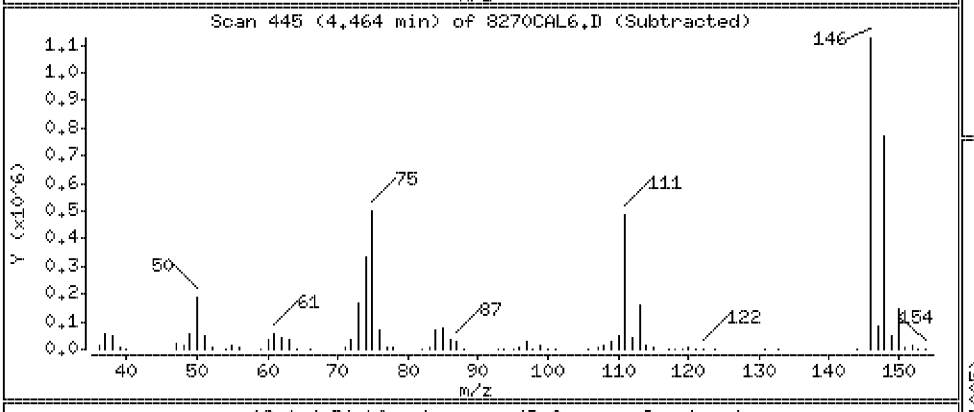

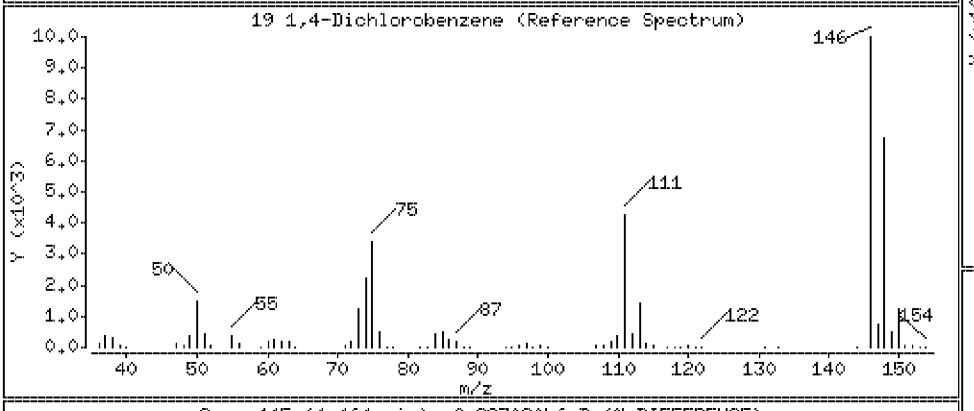

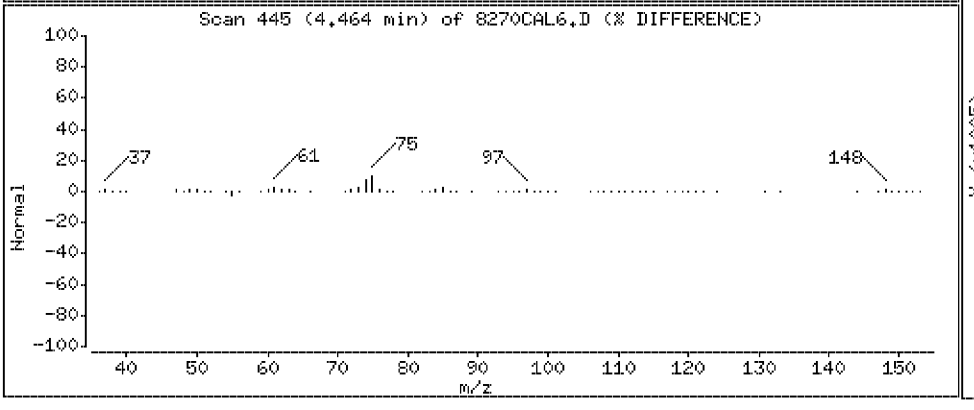

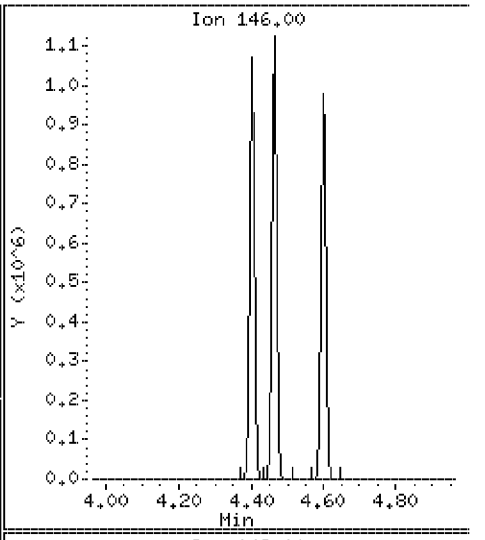

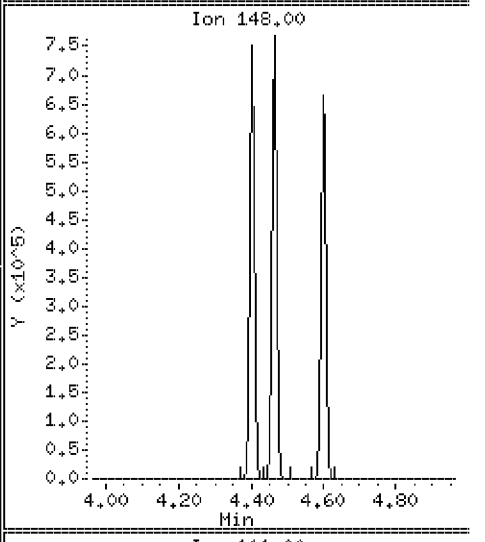

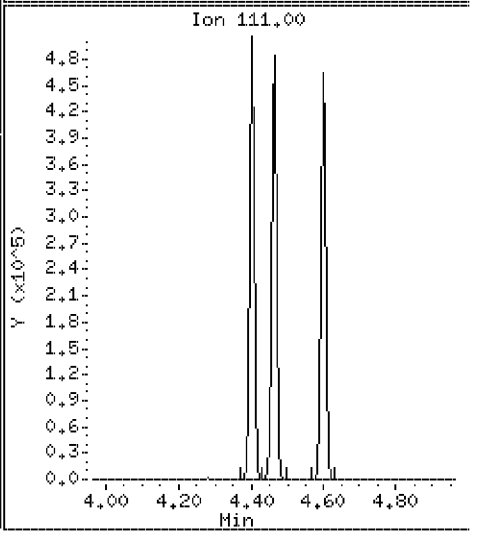

Data File: \\Svecd04\DD\chem\smsd03.i\S3042312.b\8270CAL6.D

Date : 23-APR-2012 10:47

Client ID: 8270CAL6 Instrument: smsd03.i

Sample Info: 45922

Purge Volume: 1000.0 Operator: PEL

Column phase: HPMS-5 Column diameter: 0.25

21 Benzyl alcohol Concentration: 79.3 ug/l

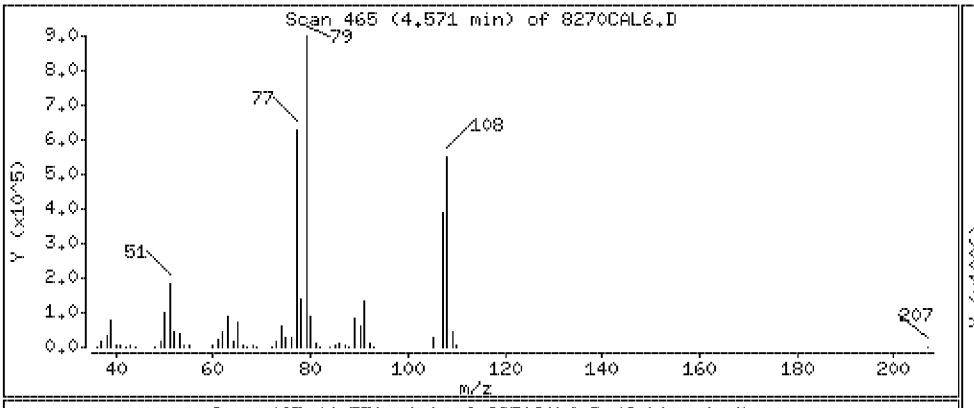

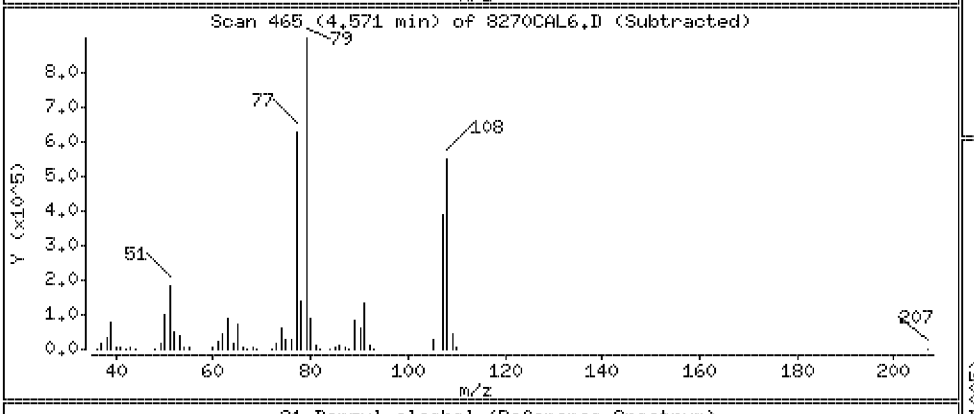

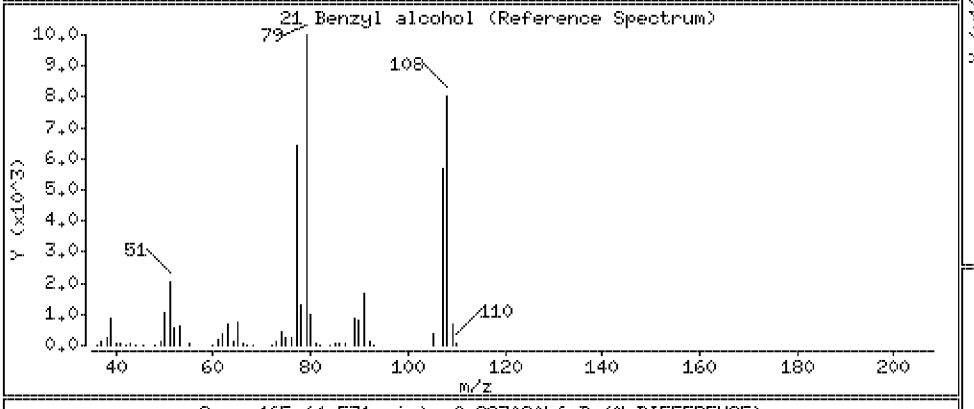

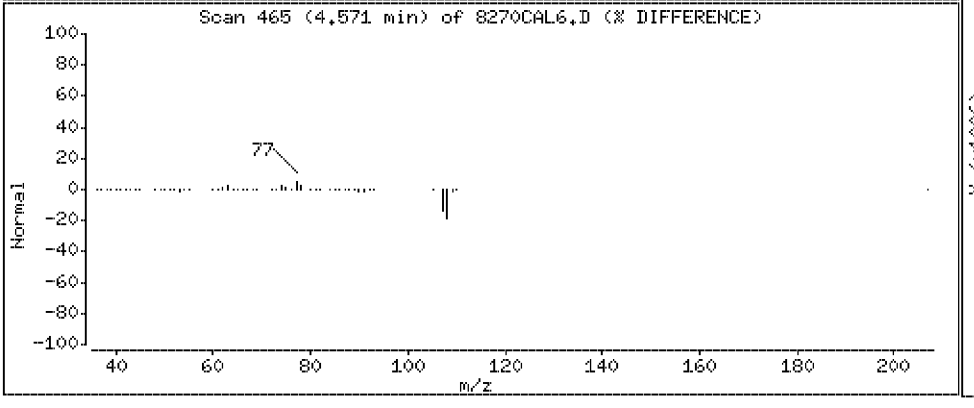

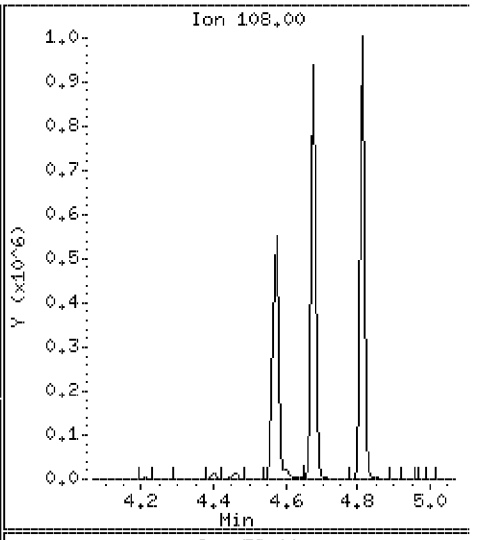

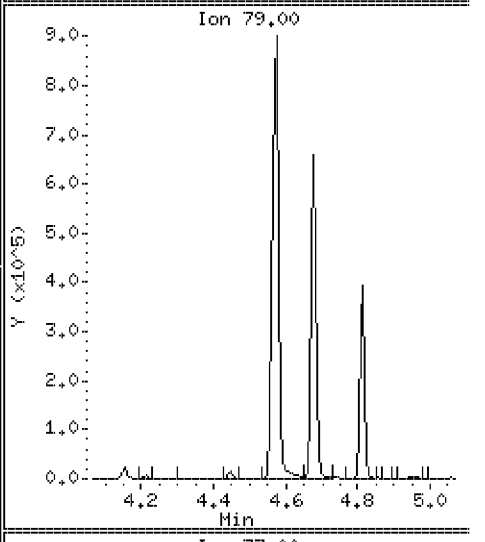

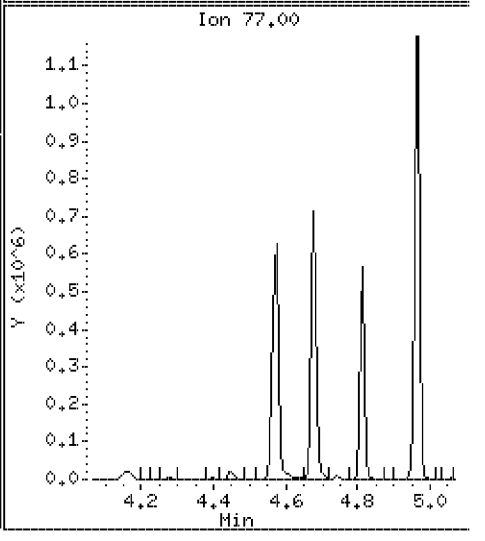

Data File: \\Svecd04\DD\chem\smsd03.i\S3042312.b\8270CAL6.D

Date : 23-APR-2012 10:47

Client ID: 8270CAL6

Instrument: smsd03.i

Sample Info: 45922

Purge Volume: 1000.0

Operator: PEL

Column phase: HPMS-5

Column diameter: 0.25

20 1,2-Dichlorobenzene

Concentration: 76.1 ug/l

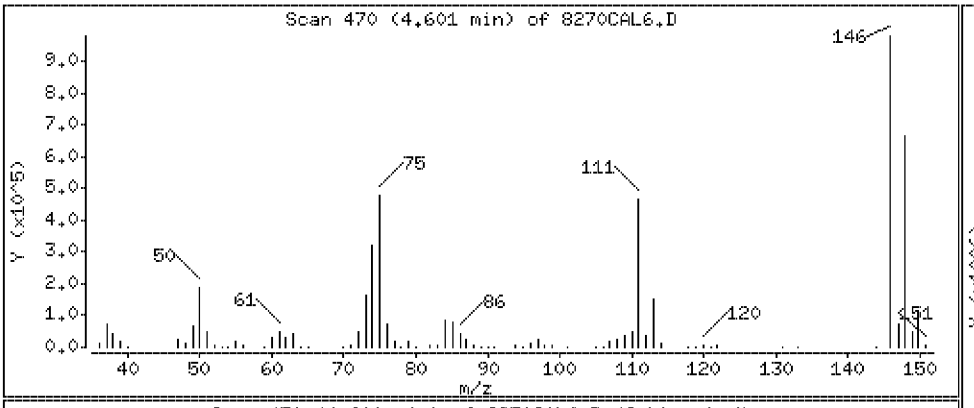

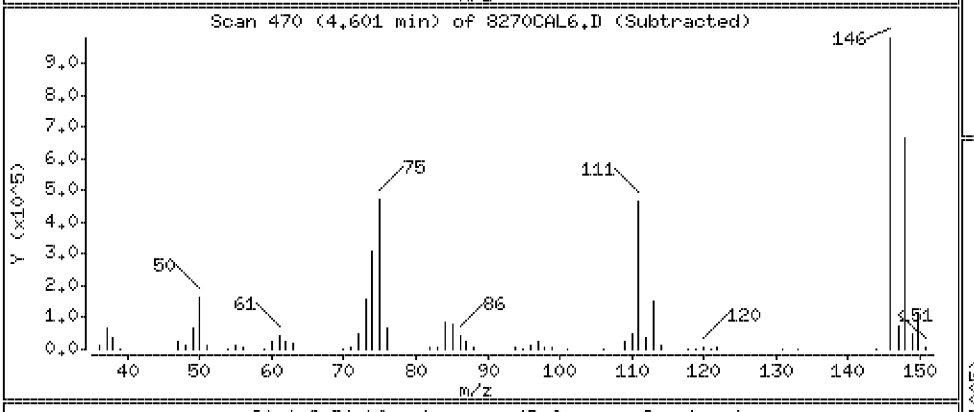

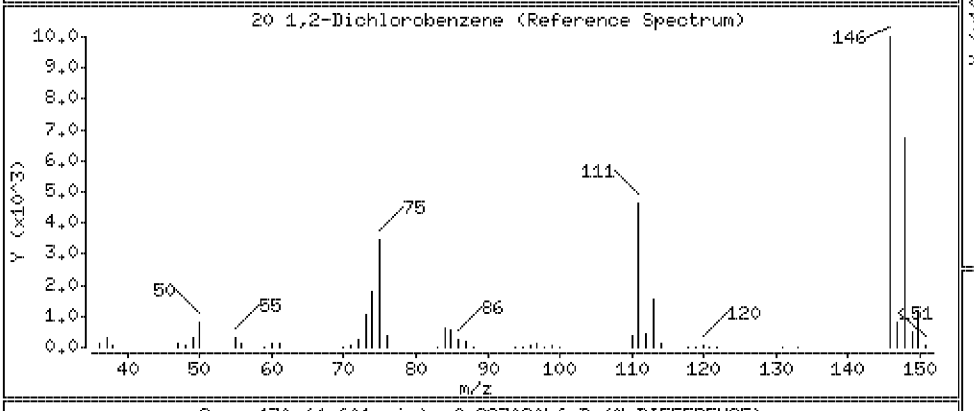

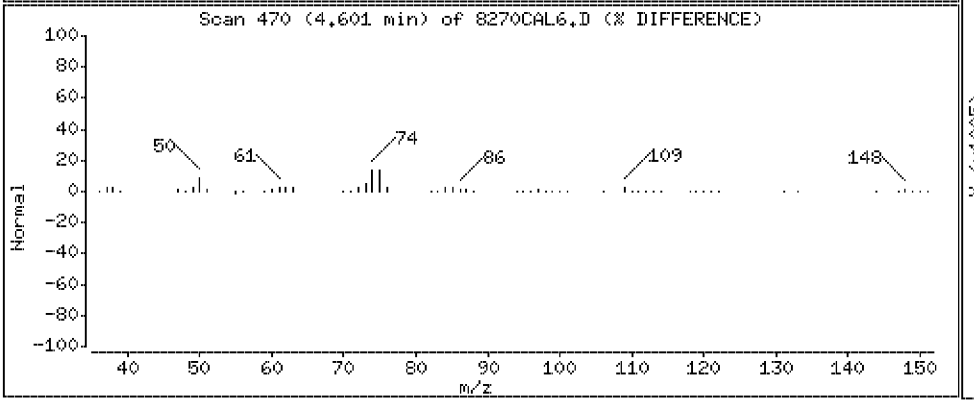

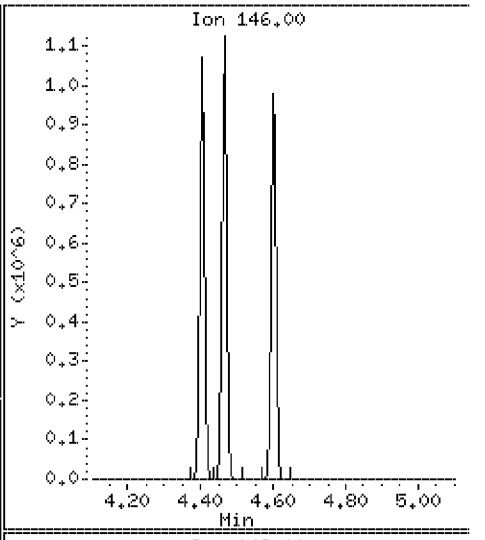

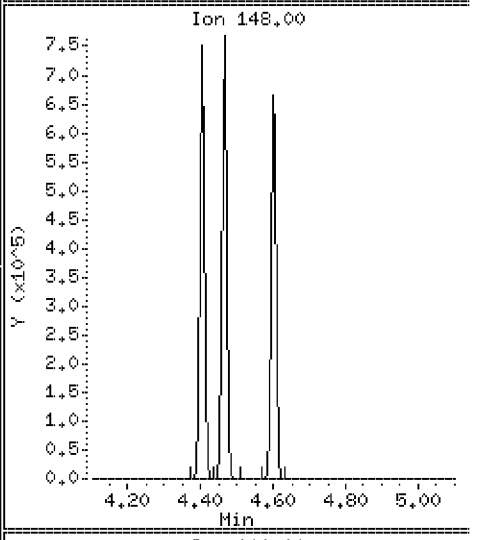

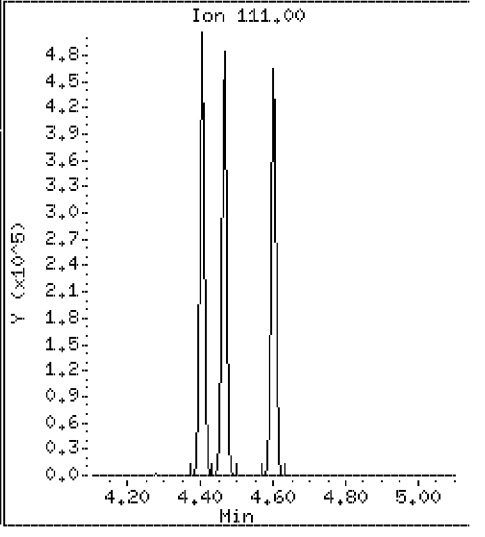

Data File: \\Svecd04\DD\chem\smsd03.i\S3042312.b\8270CAL6.D

Date : 23-APR-2012 10:47

Client ID: 8270CAL6

Instrument: smsd03.i

Sample Info: 45922

Purge Volume: 1000.0

Operator: PEL

Column phase: HPMS-5

Column diameter: 0.25

22 2-Methylphenol

Concentration: 78.5 ug/l

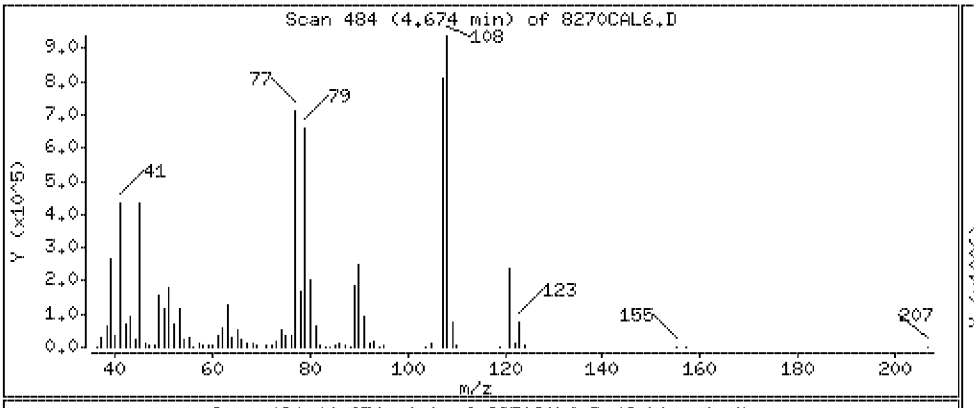

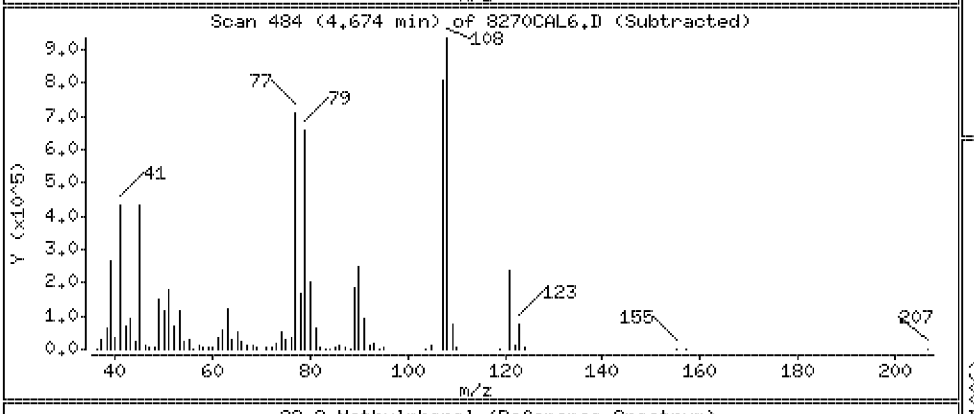

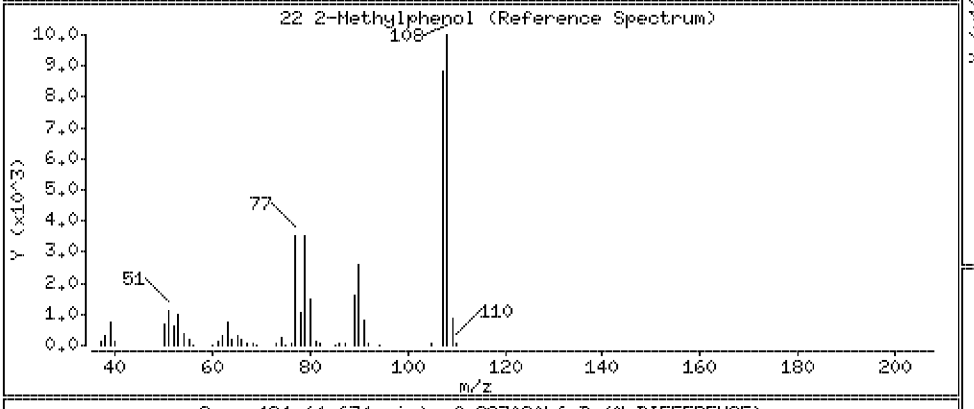

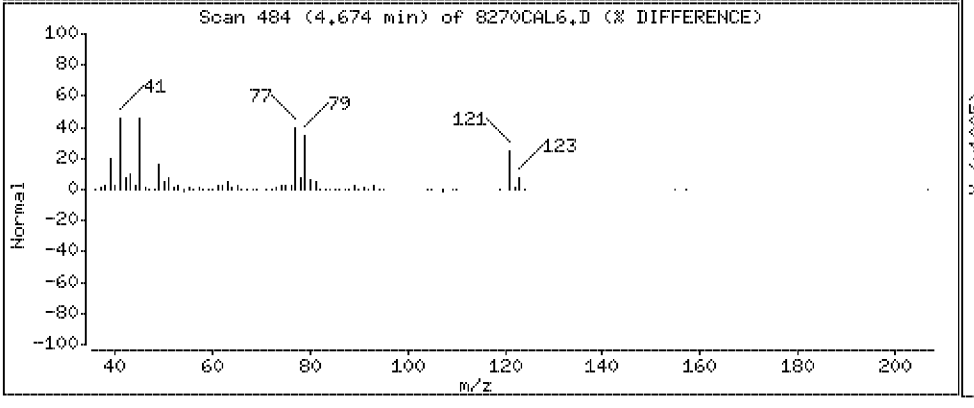

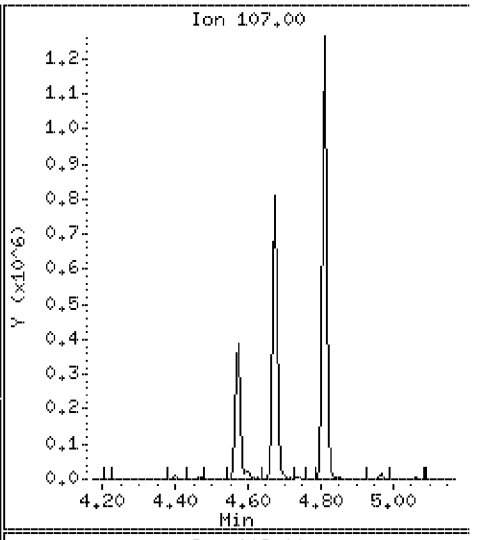

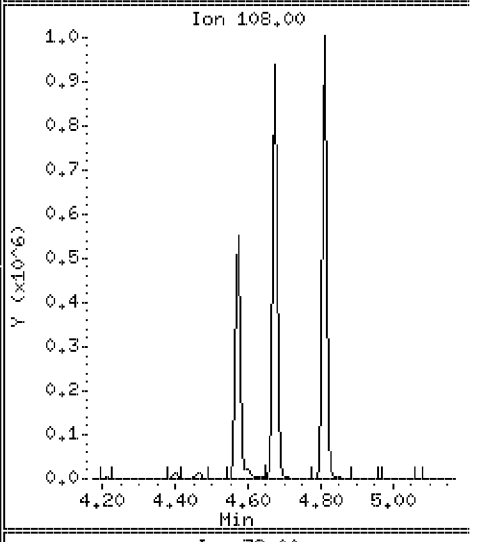

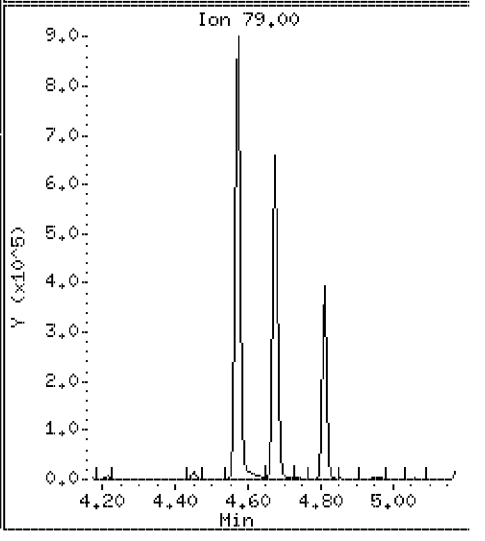

Data File: \\Svecd04\DD\chem\smsd03.i\S3042312.b\8270CAL6.D

Date : 23-APR-2012 10:47

Client ID: 8270CAL6 Instrument: smsd03.i

Sample Info: 45922

Purge Volume: 1000.0 Operator: PEL

Column phase: HPMS-5 Column diameter: 0.25

23 2,2'-oxybis(1-chloropropane) Concentration: 75.2 ug/l

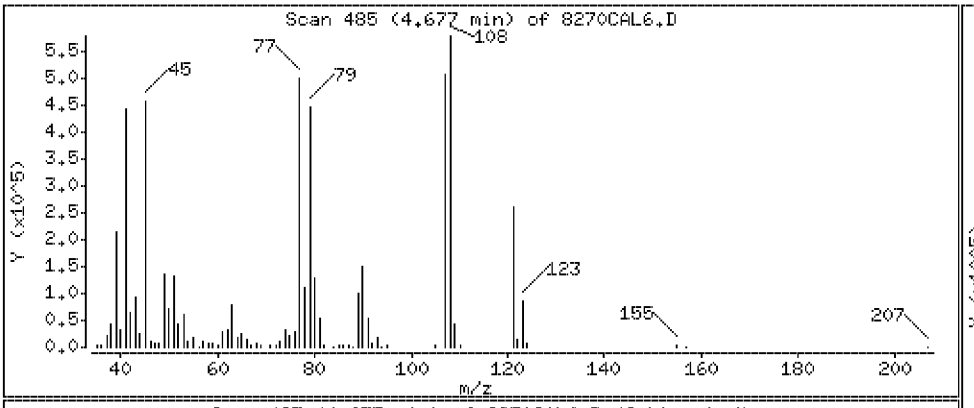

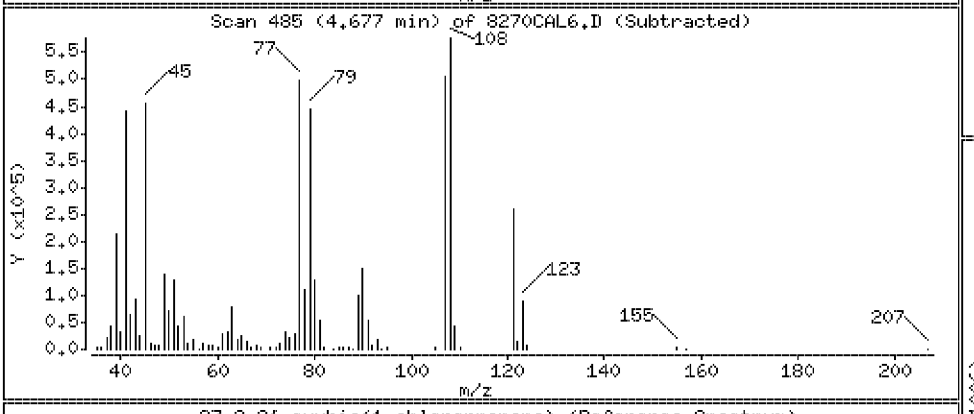

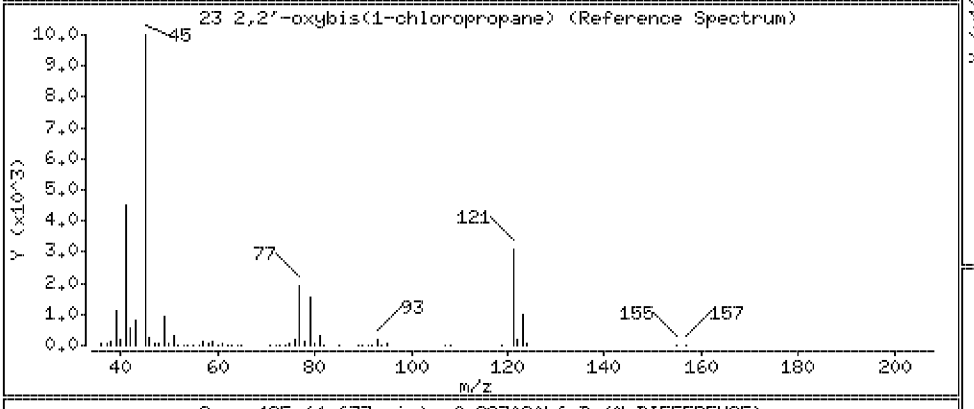

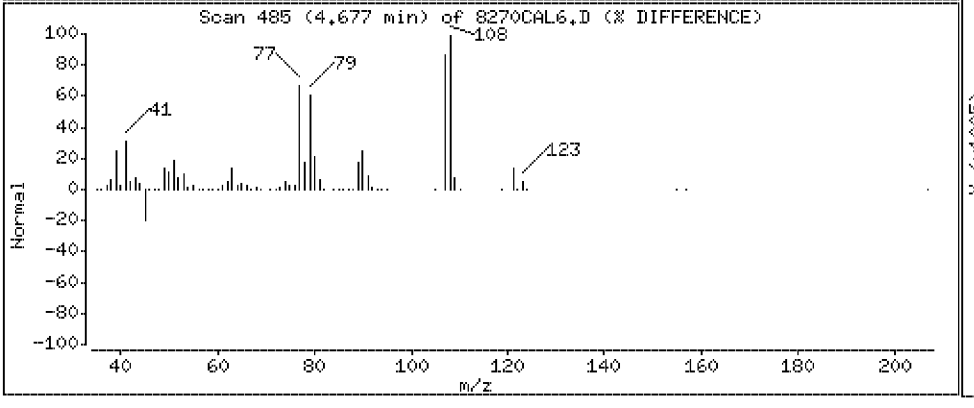

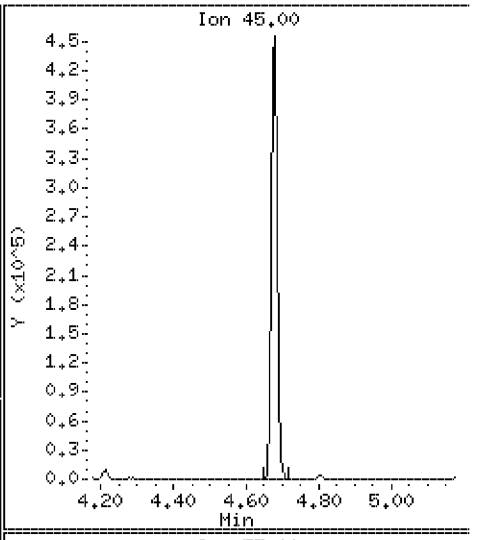

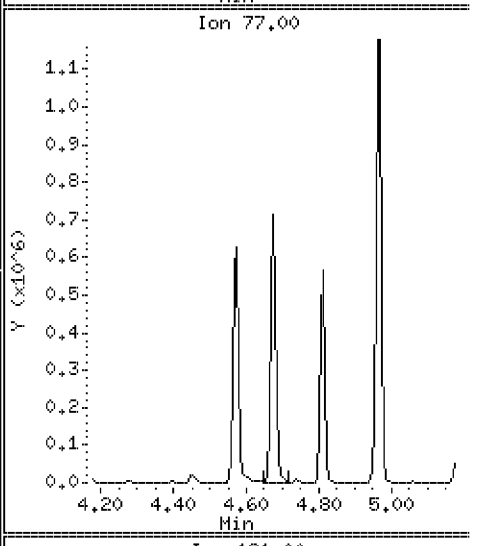

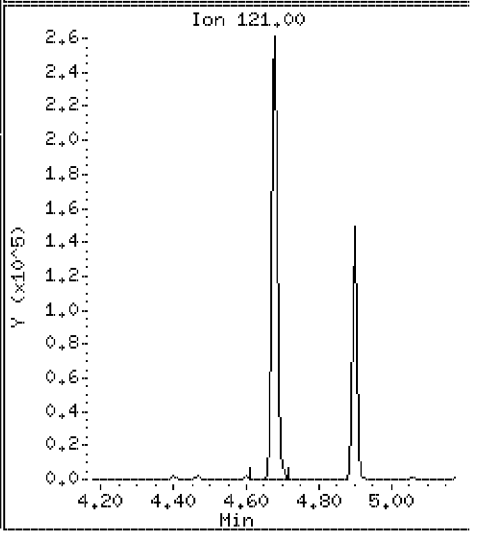

Data File: \\Svecd04\DD\chem\smsd03.i\S3042312.b\8270CAL6.D

Date : 23-APR-2012 10:47

Client ID: 8270CAL6 Instrument: smsd03.i

Sample Info: 45922

Purge Volume: 1000.0 Operator: PEL

Column phase: HPMS-5 Column diameter: 0.25

28 4-Methylphenol Concentration: 79.4 ug/l

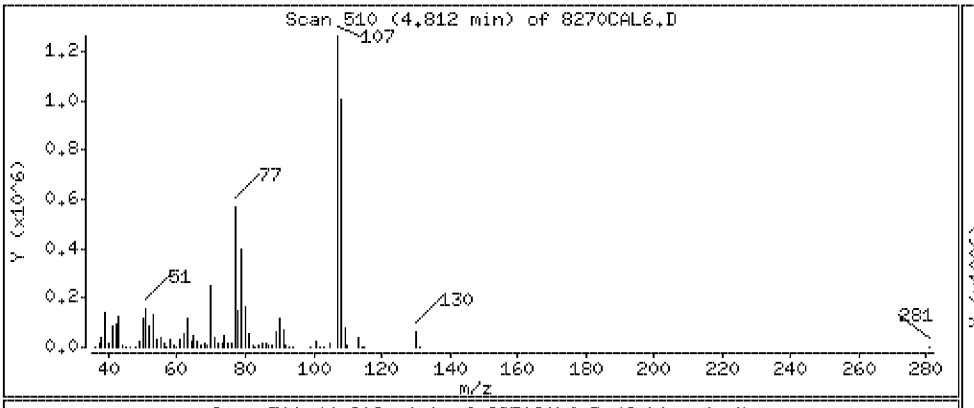

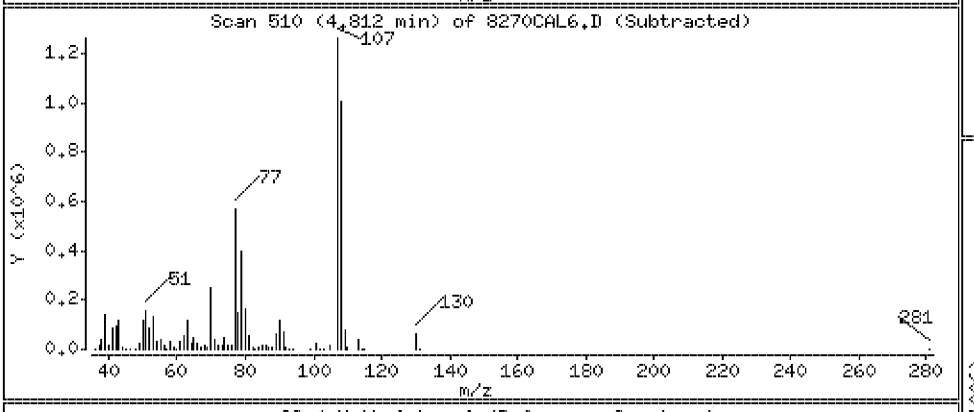

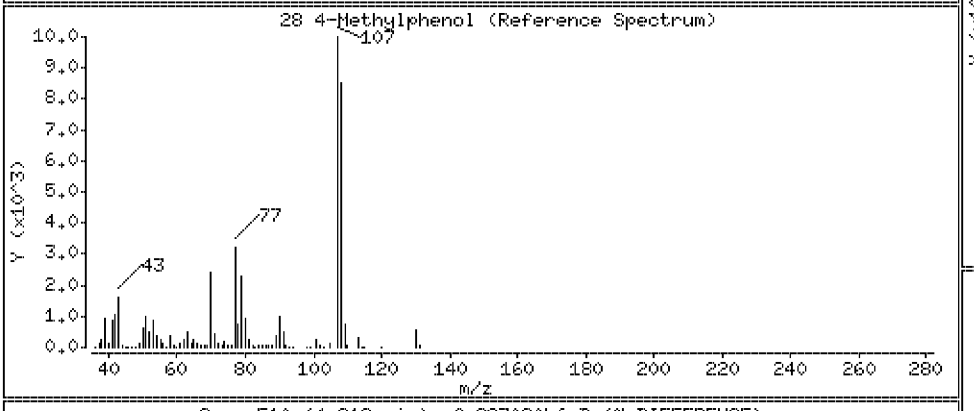

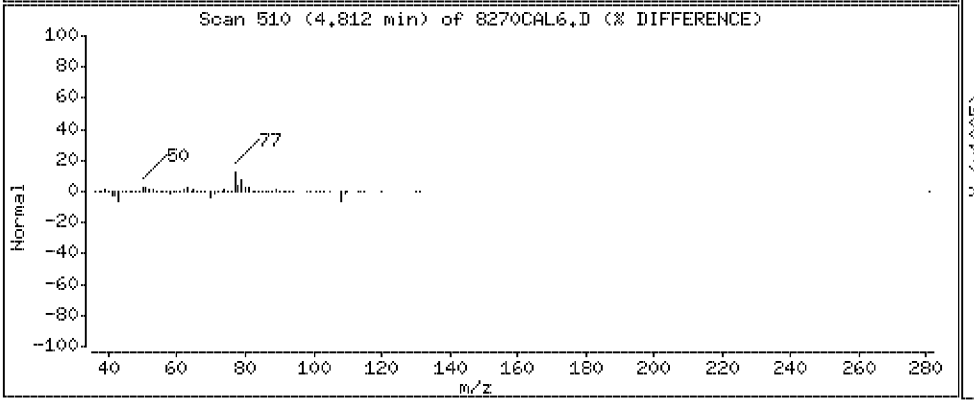

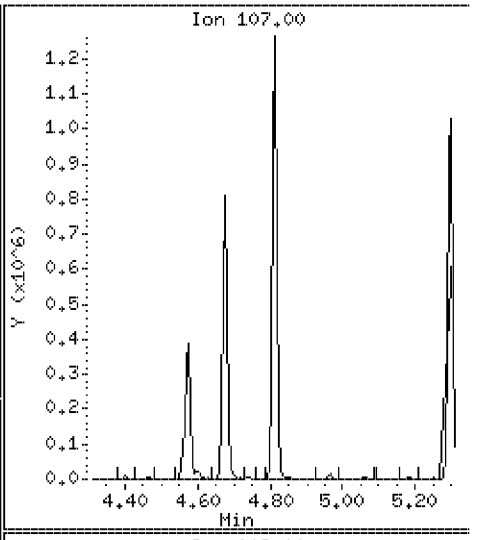

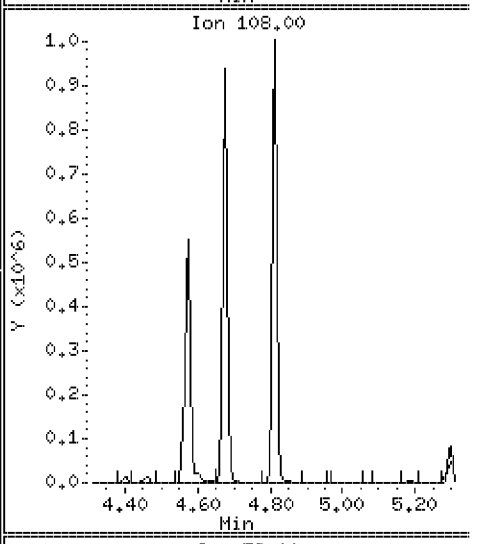

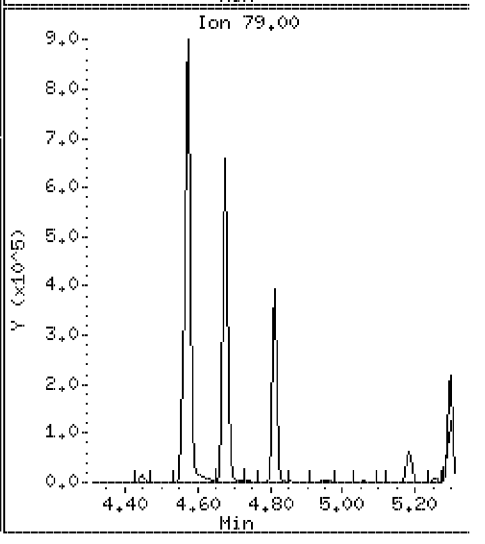

Data File: \\Svecd04\DD\chem\smsd03.i\S3042312.b\8270CAL6.D

Date : 23-APR-2012 10:47

Client ID: 8270CAL6 Instrument: smsd03.i

Sample Info: 45922

Purge Volume: 1000.0 Operator: PEL

Column phase: HPMS-5 Column diameter: 0.25

26 N-Nitrosodinpropylamine Concentration: 76.8 ug/l

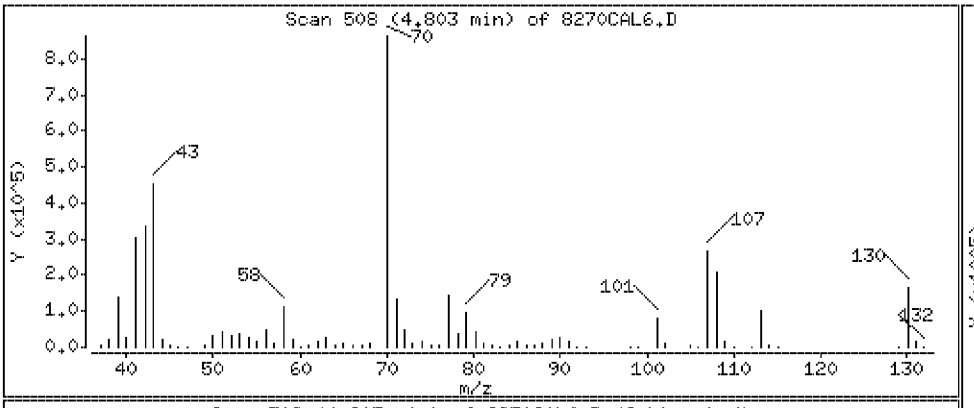

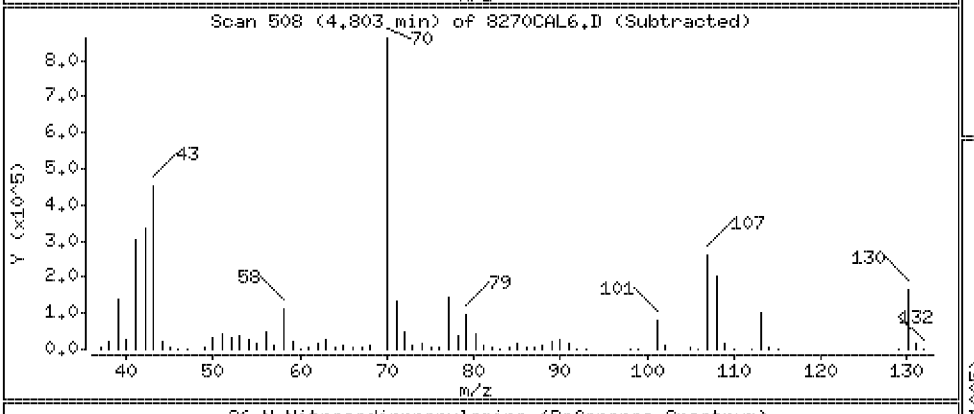

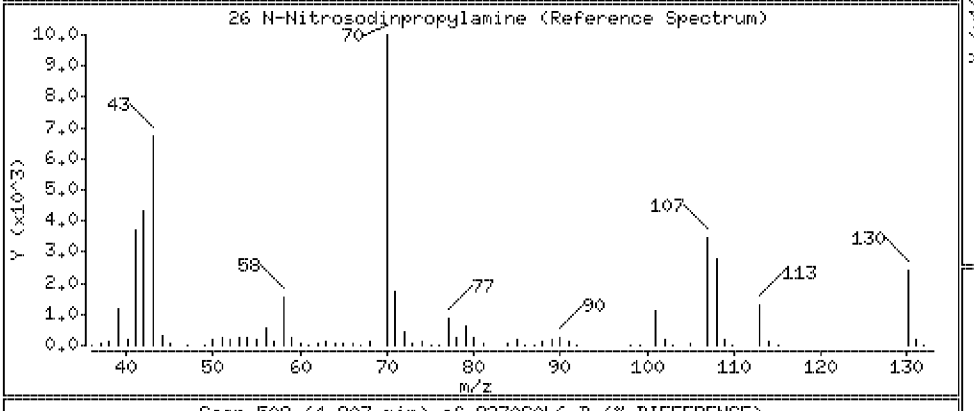

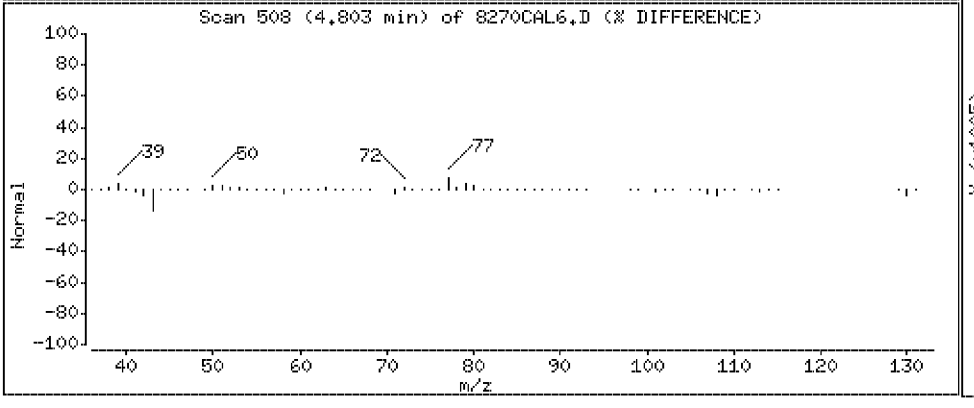

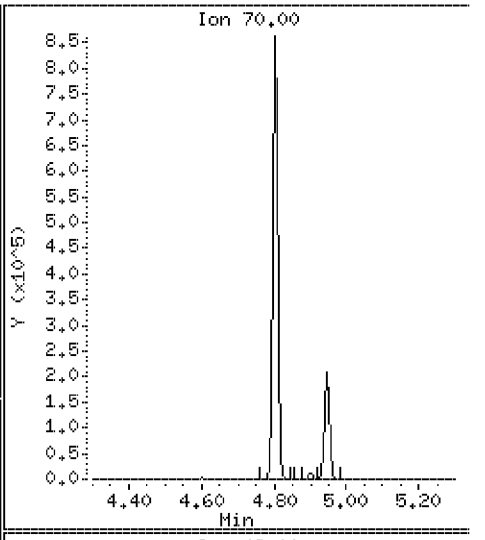

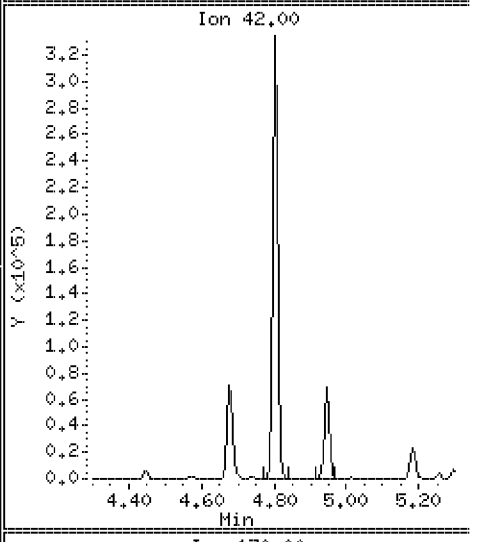

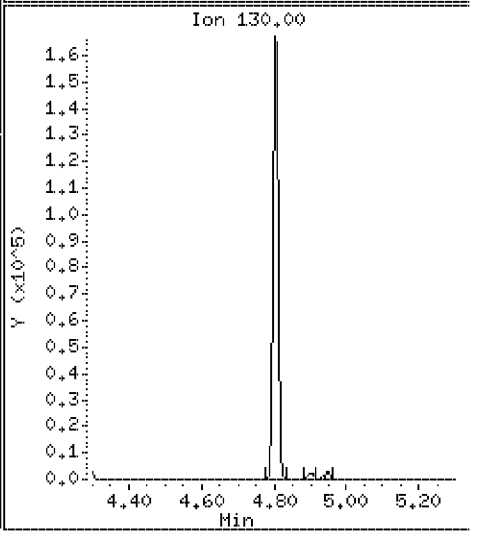

Data File: \\Svecd04\DD\chem\smsd03.i\S3042312.b\8270CAL6.D

Date : 23-APR-2012 10:47

Client ID: 8270CAL6 Instrument: smsd03.i

Sample Info: 45922

Purge Volume: 1000.0 Operator: PEL

Column phase: HPMS-5 Column diameter: 0.25

30 Hexachloroethane Concentration: 76.4 ug/l

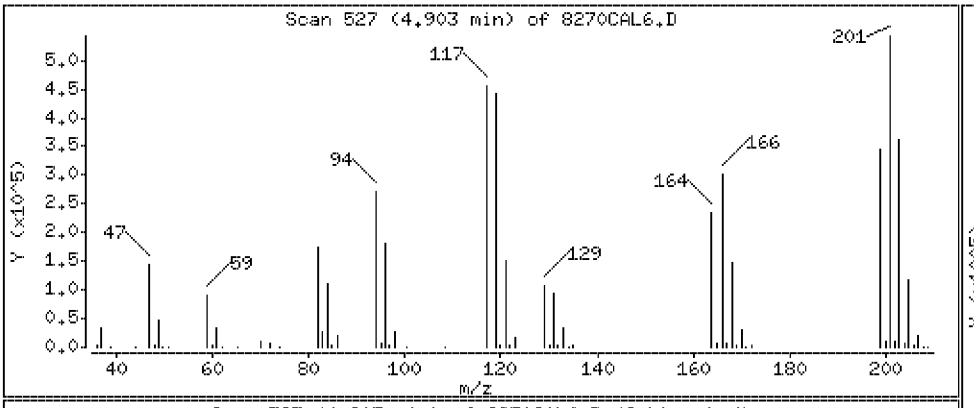

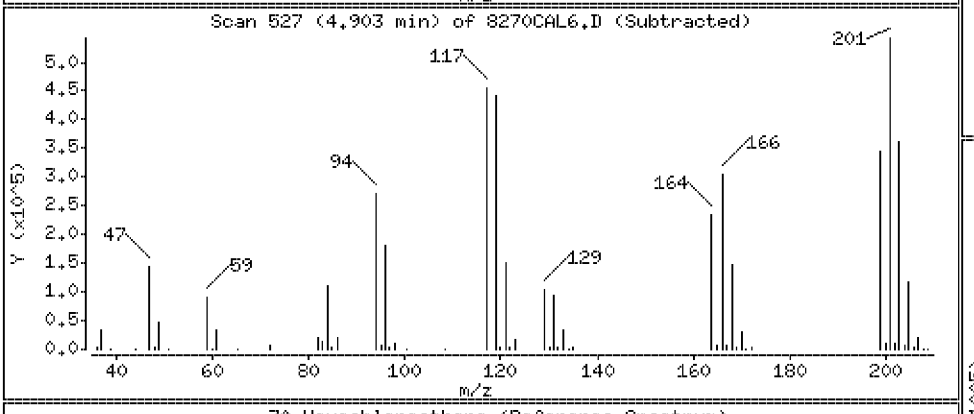

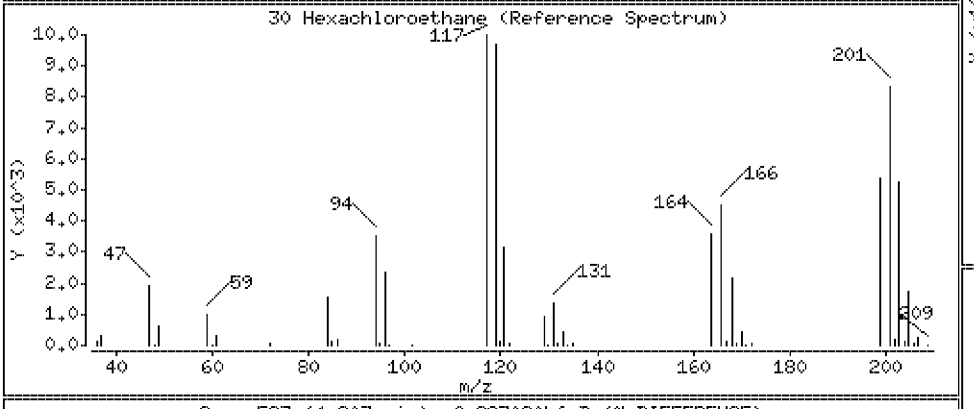

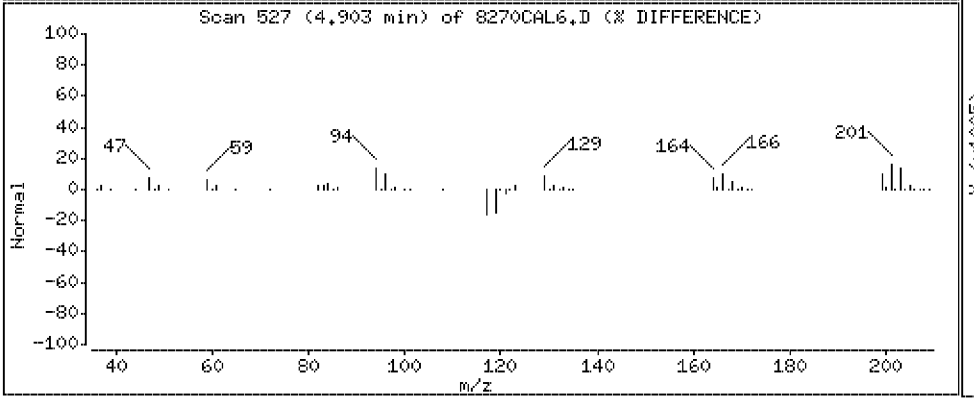

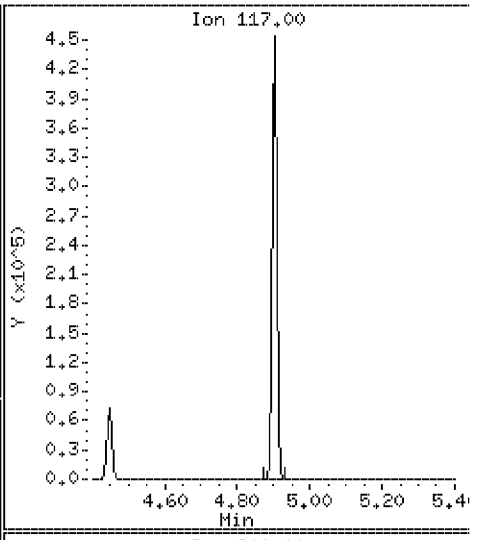

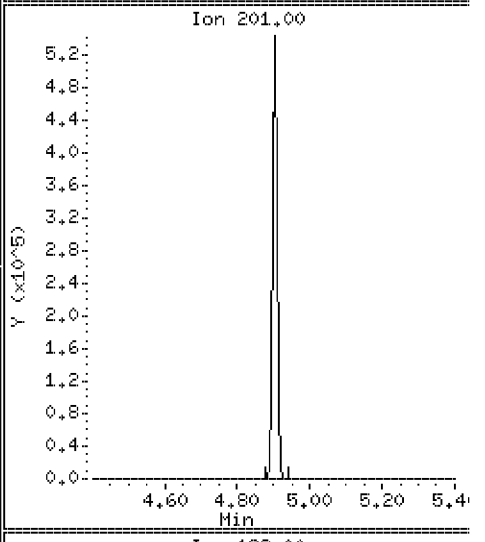

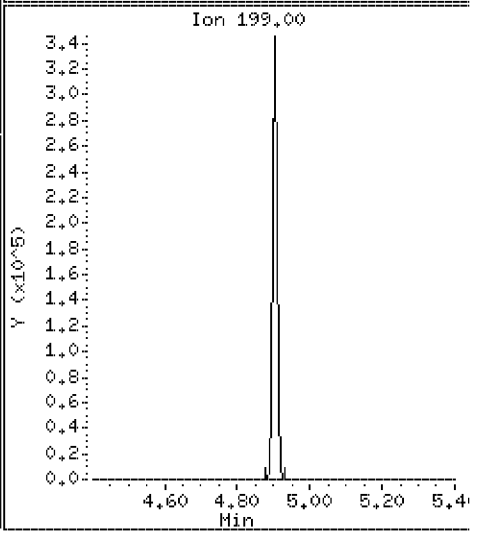

Data File: \\Svecd04\DD\chem\smsd03.i\S3042312.b\8270CAL6.D

Date : 23-APR-2012 10:47

Client ID: 8270CAL6 Instrument: smsd03.i

Sample Info: 45922

Purge Volume: 1000.0 Operator: PEL

Column phase: HPMS-5 Column diameter: 0.25

32 Nitrobenzene Concentration: 75.8 ug/l

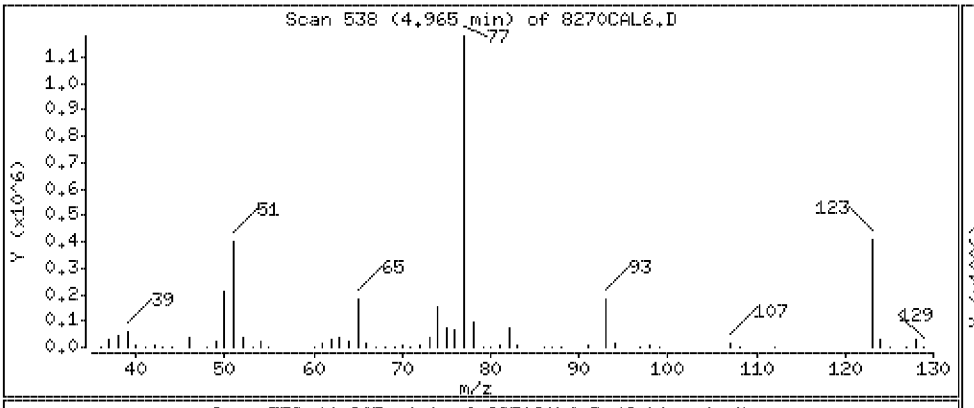

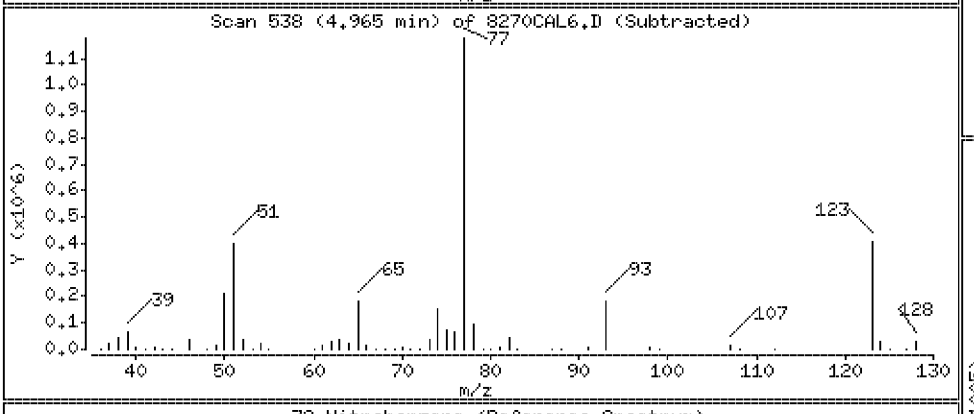

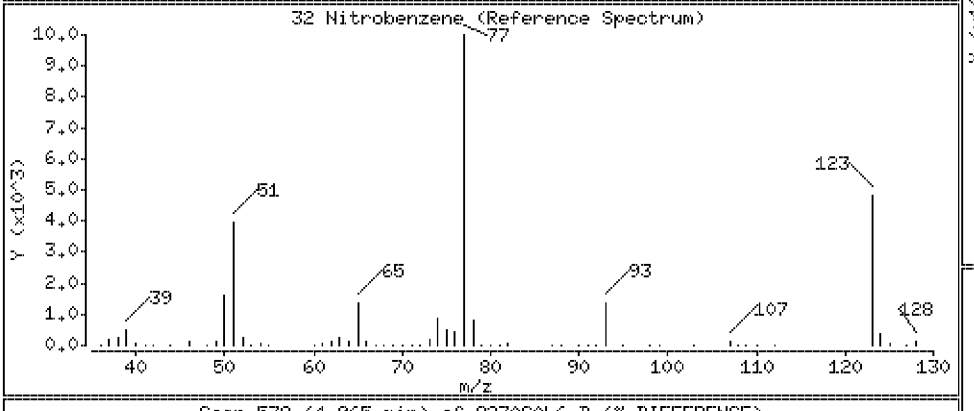

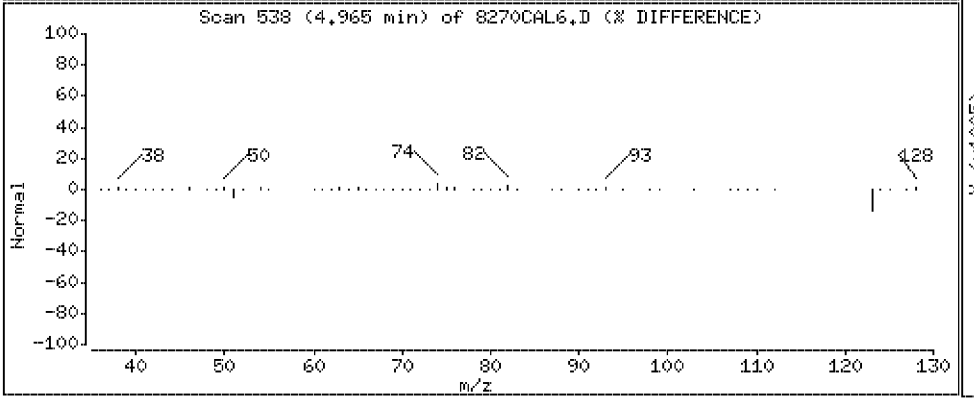

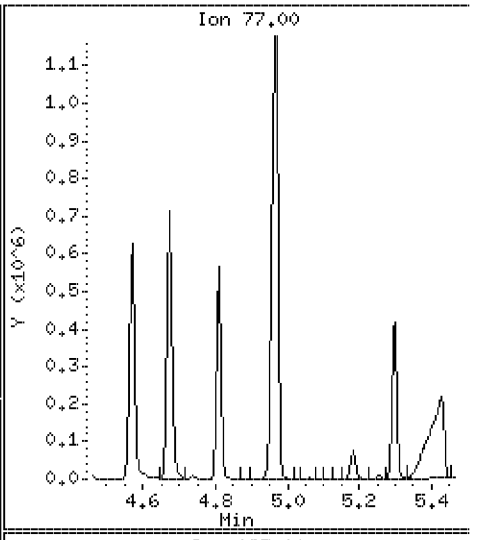

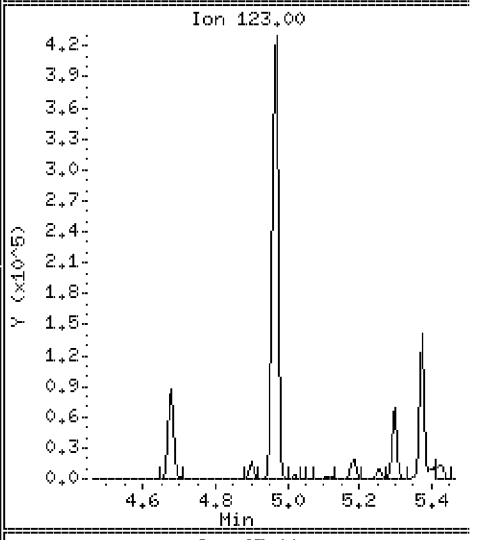

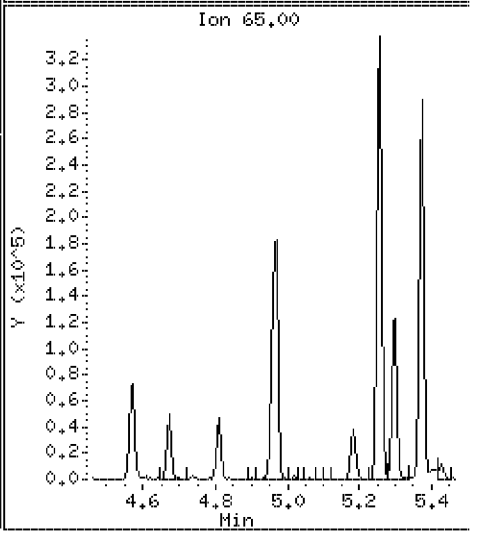

Data File: \\Svecd04\DD\chem\smsd03.i\S3042312.b\8270CAL6.D

Date : 23-APR-2012 10:47

Client ID: 8270CAL6

Instrument: smsd03.i

Sample Info: 45922

Purge Volume: 1000.0

Operator: PEL

Column phase: HPMS-5

Column diameter: 0.25

34 Isophorone

Concentration: 75.2 ug/l

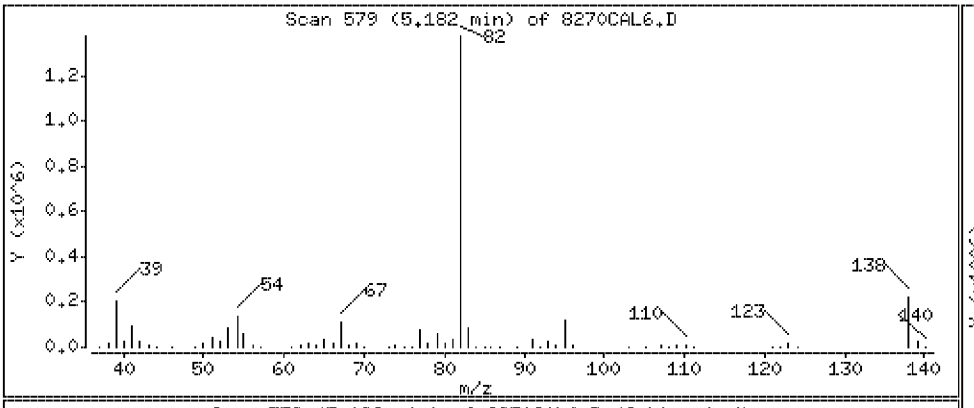

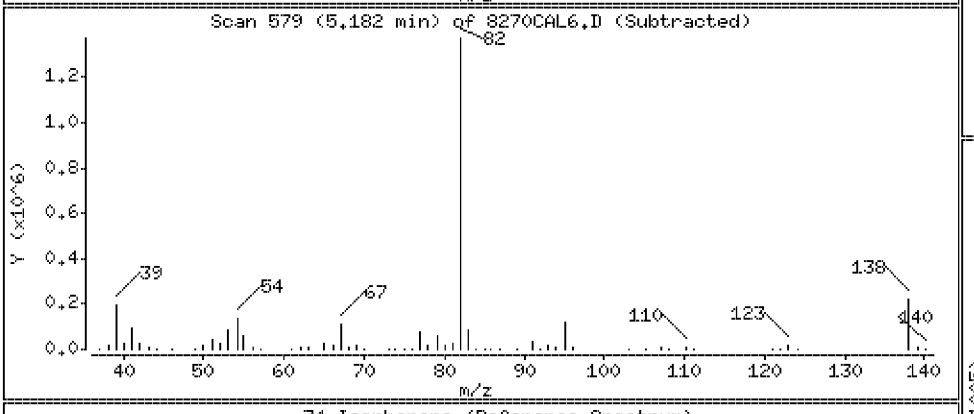

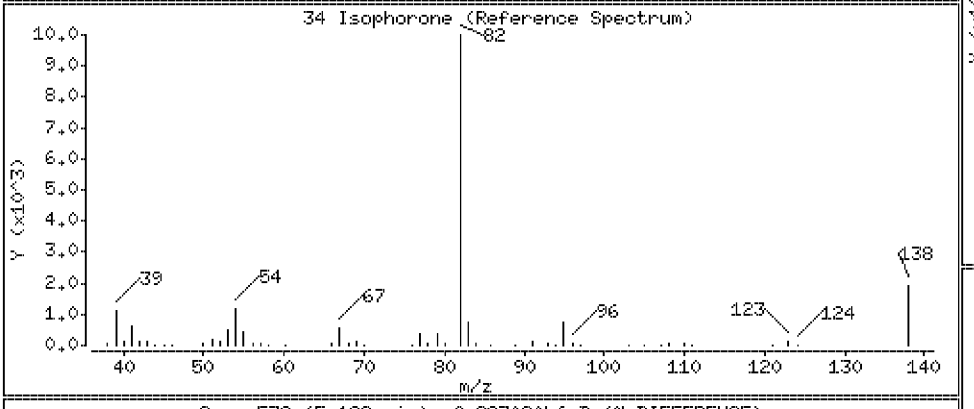

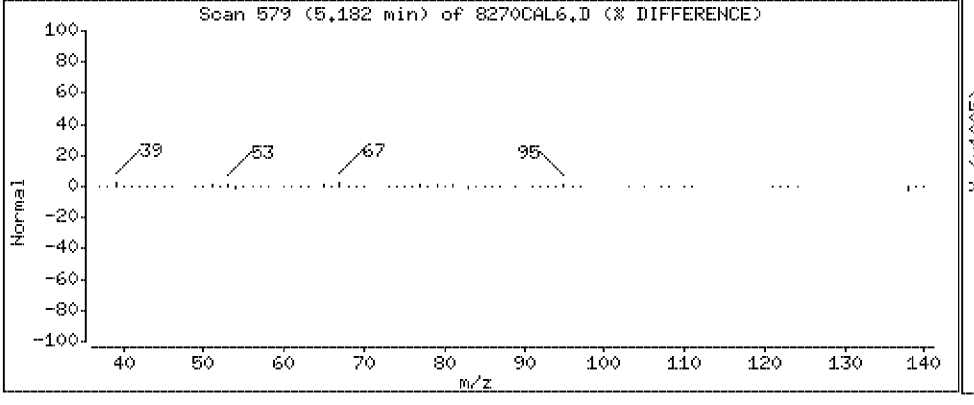

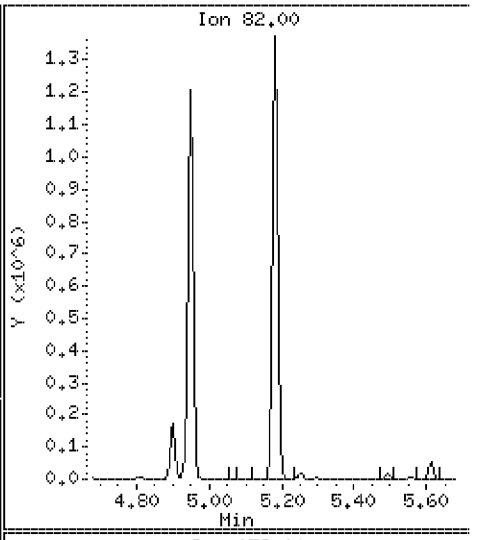

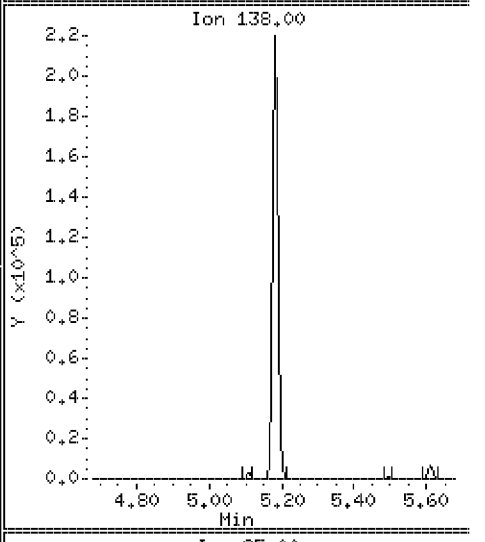

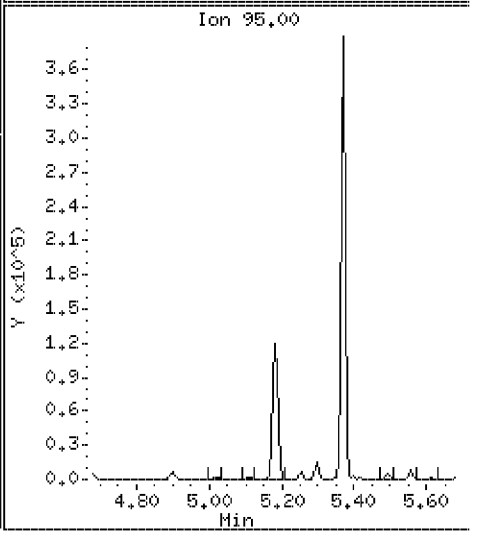

Data File: \\Svecd04\DD\chem\smsd03.i\S3042312.b\8270CAL6.D

Date : 23-APR-2012 10:47

Client ID: 8270CAL6 Instrument: smsd03.i

Sample Info: 45922

Purge Volume: 1000.0 Operator: PEL

Column phase: HPMS-5 Column diameter: 0.25

35 2-Nitrophenol Concentration: 77.4 ug/l

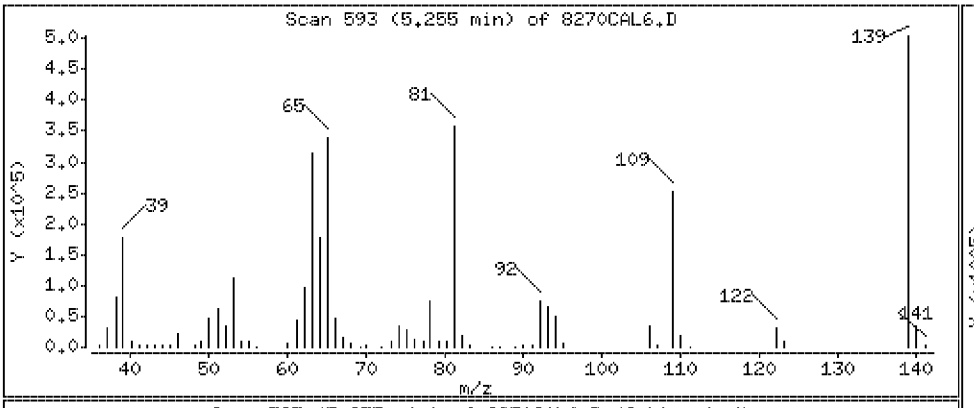

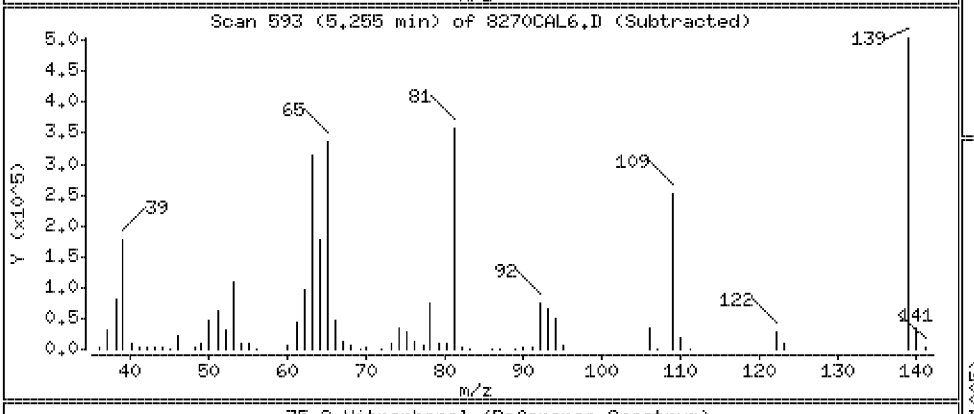

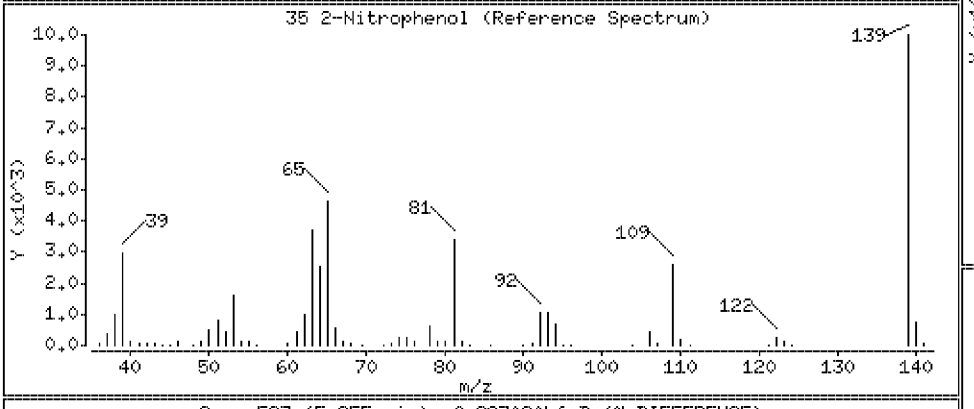

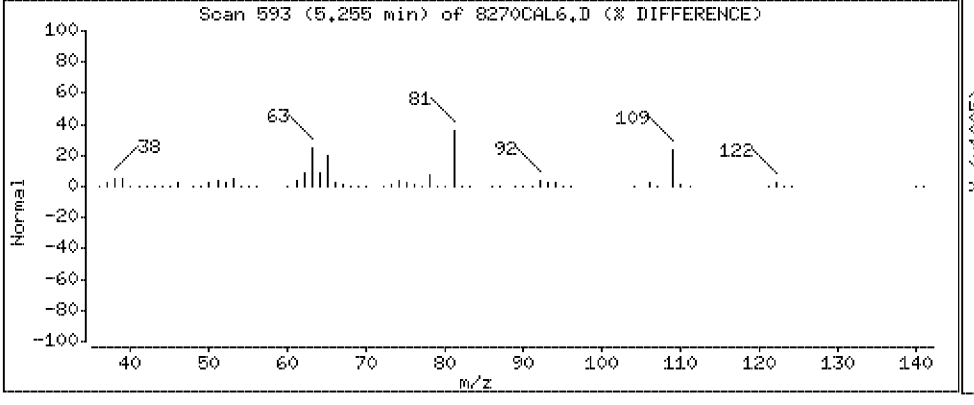

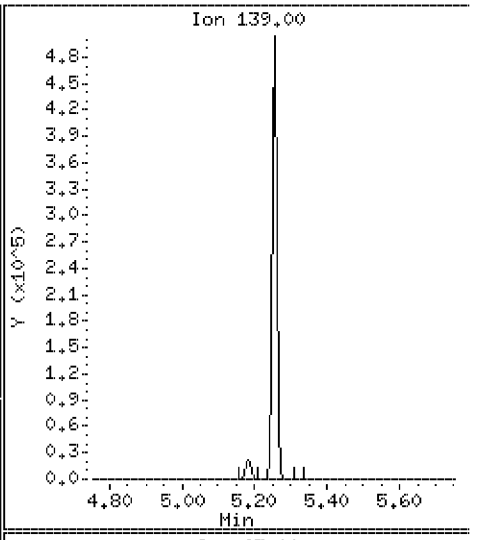

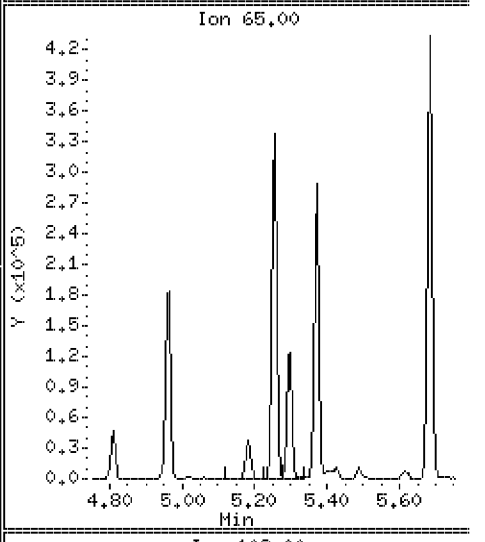

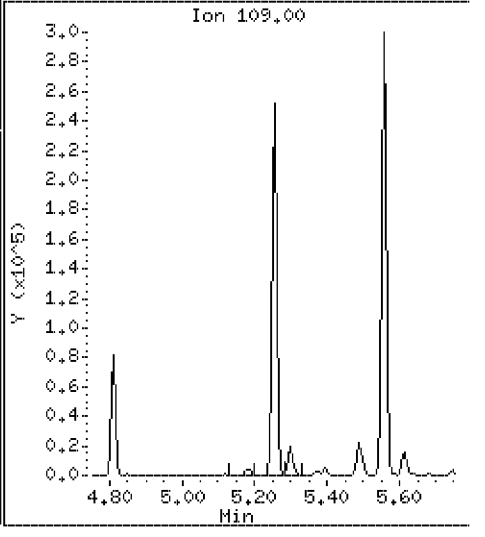

Data File: \\Svecd04\DD\chem\smsd03.i\S3042312.b\8270CAL6.D

Date : 23-APR-2012 10:47

Client ID: 8270CAL6 Instrument: smsd03.i

Sample Info: 45922

Purge Volume: 1000.0 Operator: PEL

Column phase: HPMS-5 Column diameter: 0.25

36 2,4-Dimethylphenol Concentration: 76.7 ug/l

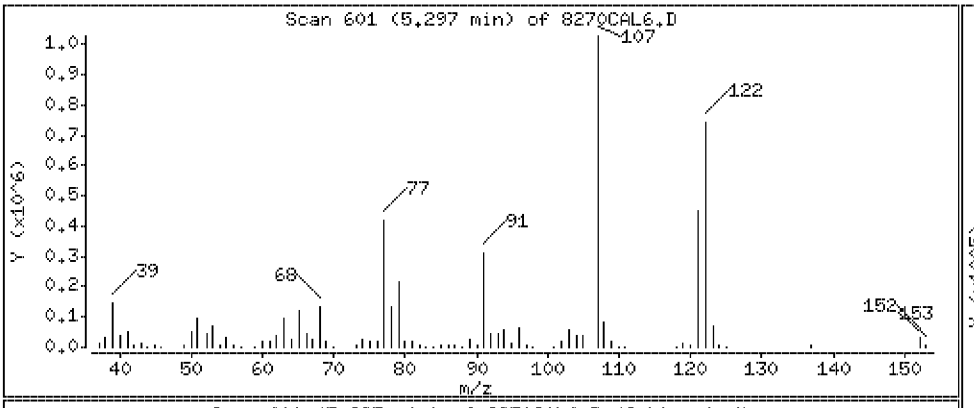

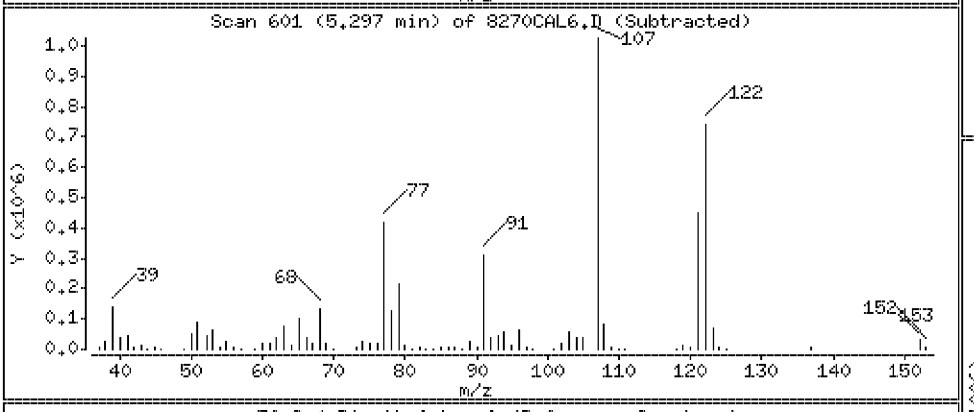

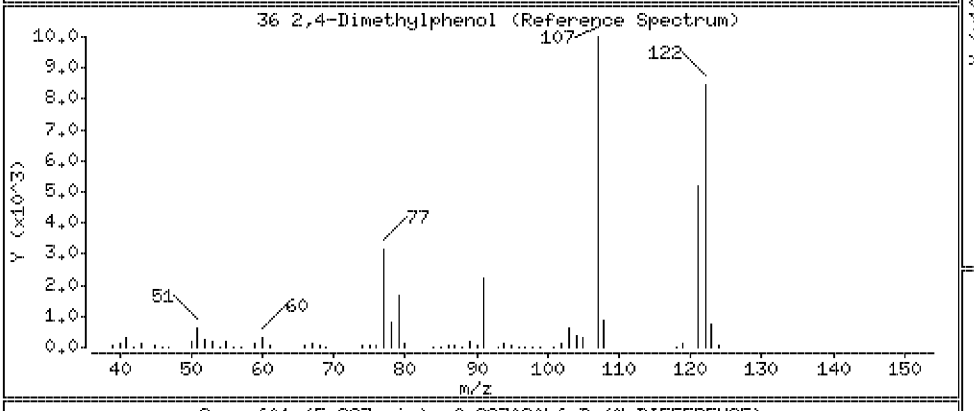

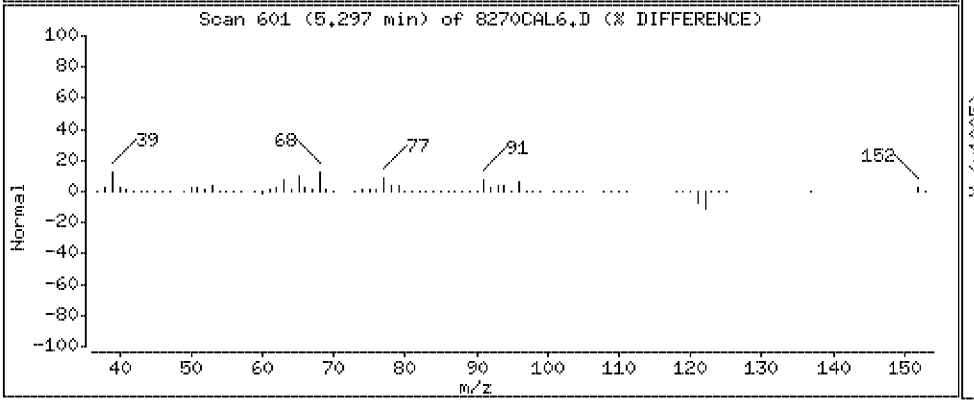

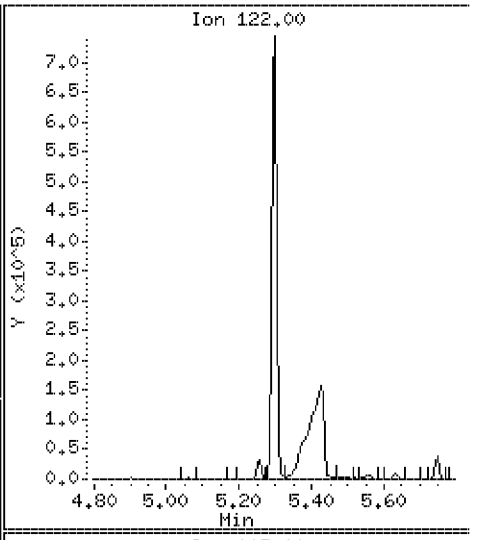

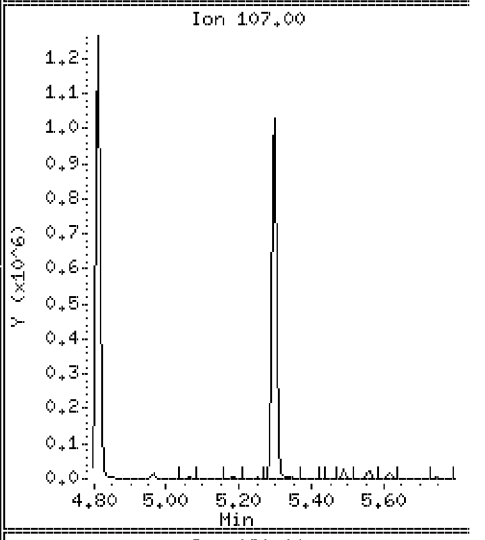

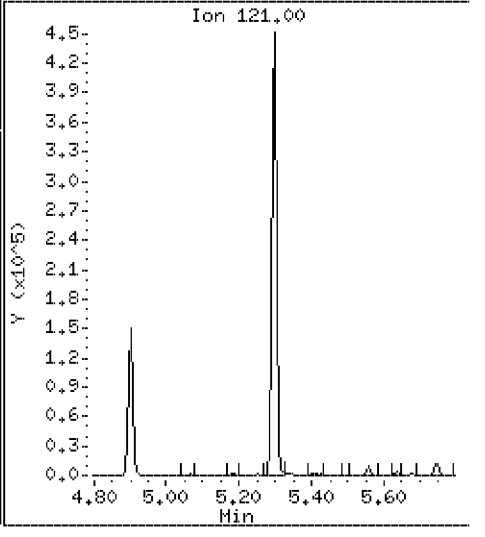

Data File: \\Svecd04\DD\chem\smsd03.i\S3042312.b\8270CAL6.D

Date : 23-APR-2012 10:47

Client ID: 8270CAL6

Instrument: smsd03.i

Sample Info: 45922

Purge Volume: 1000.0

Operator: PEL

Column phase: HPMS-5

Column diameter: 0.25

38 Bis(2-Chloroethoxy)methane

Concentration: 77.8 ug/l

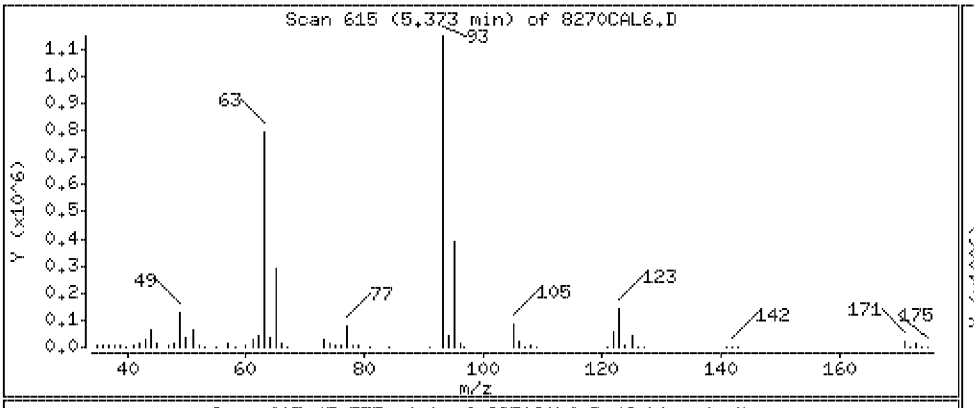

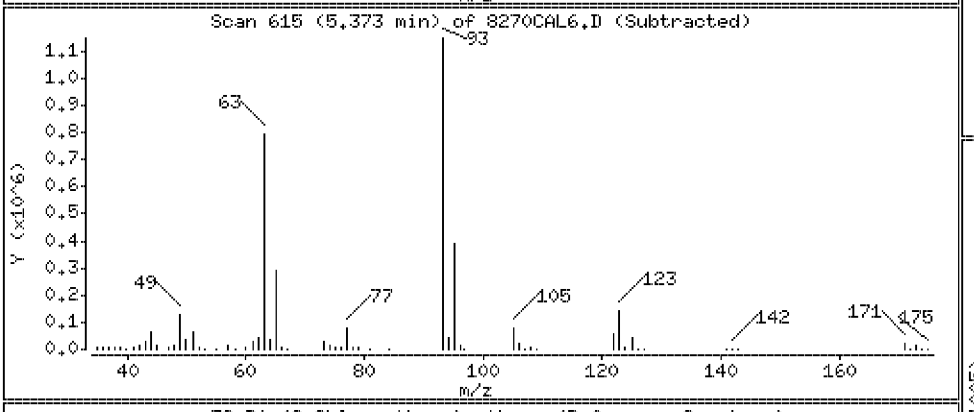

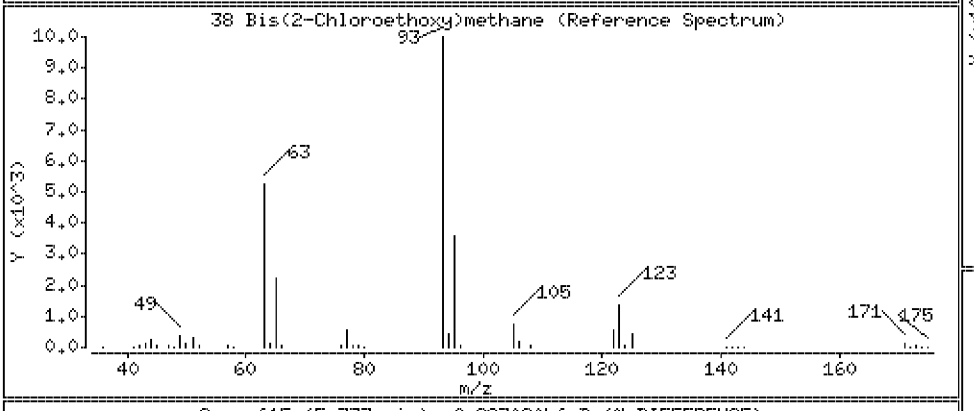

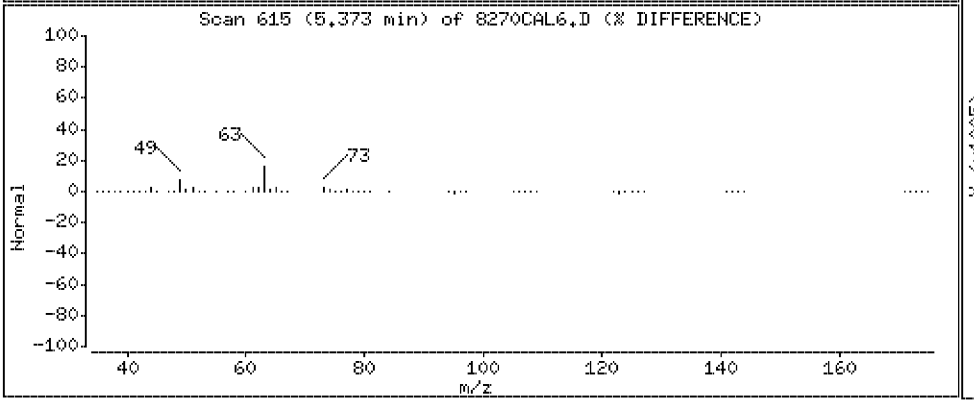

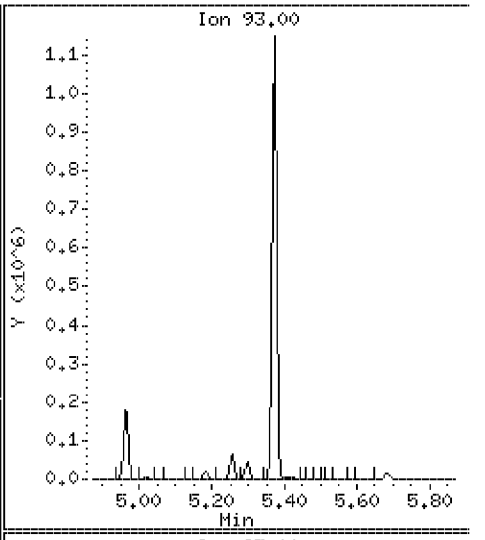

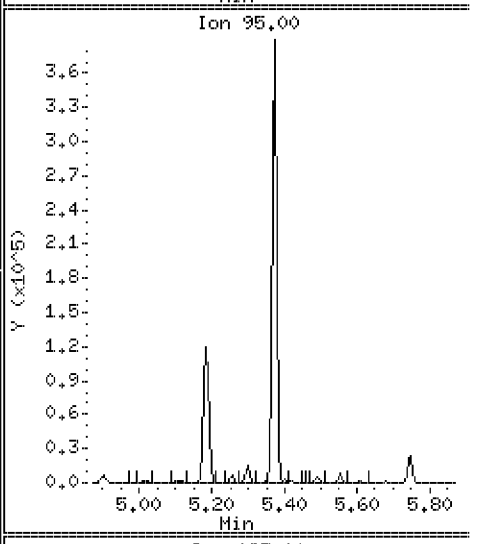

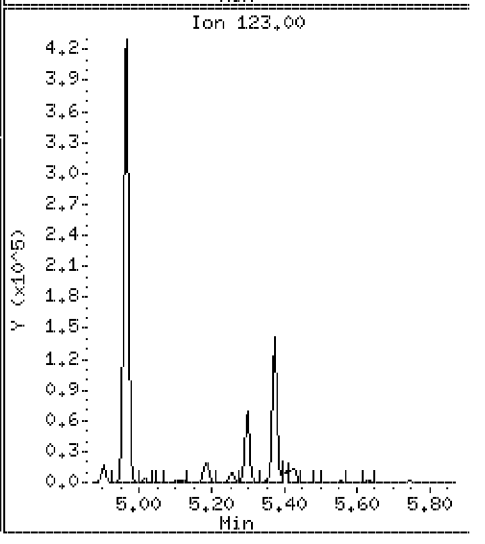

Data File: \\Svecd04\DD\chem\smsd03.i\S3042312.b\8270CAL6.D

Date : 23-APR-2012 10:47

Client ID: 8270CAL6 Instrument: smsd03.i

Sample Info: 45922

Purge Volume: 1000.0 Operator: PEL

Column phase: HPMS-5 Column diameter: 0.25

40 Benzoic Acid Concentration: 74.6 ug/l

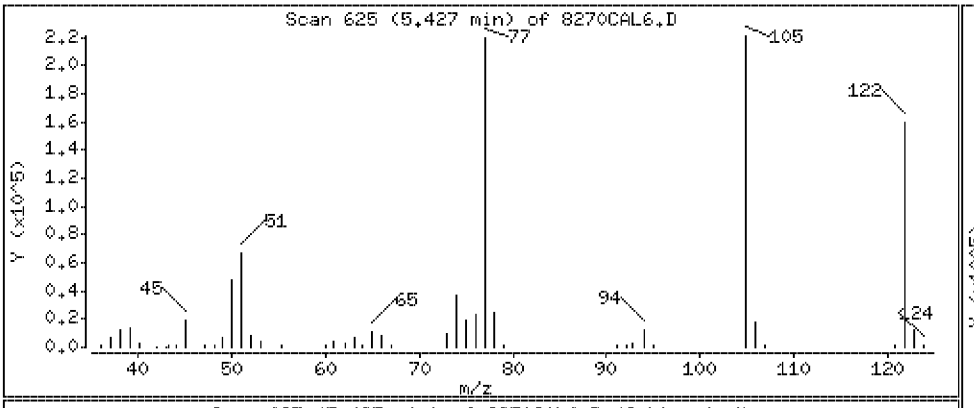

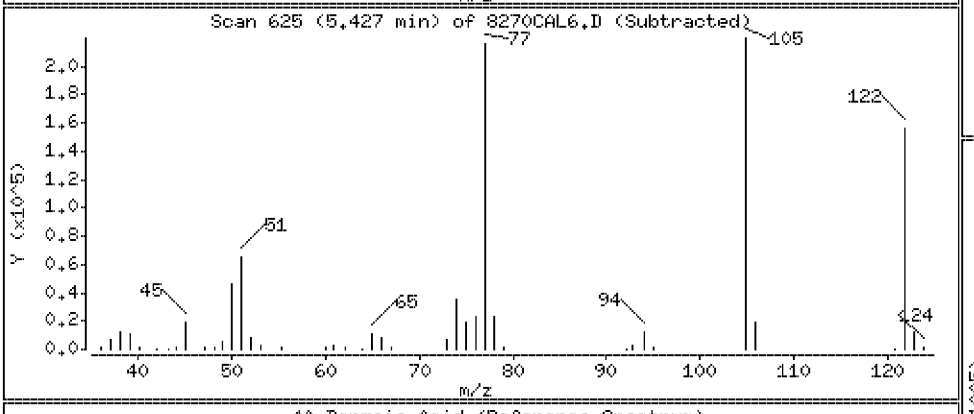

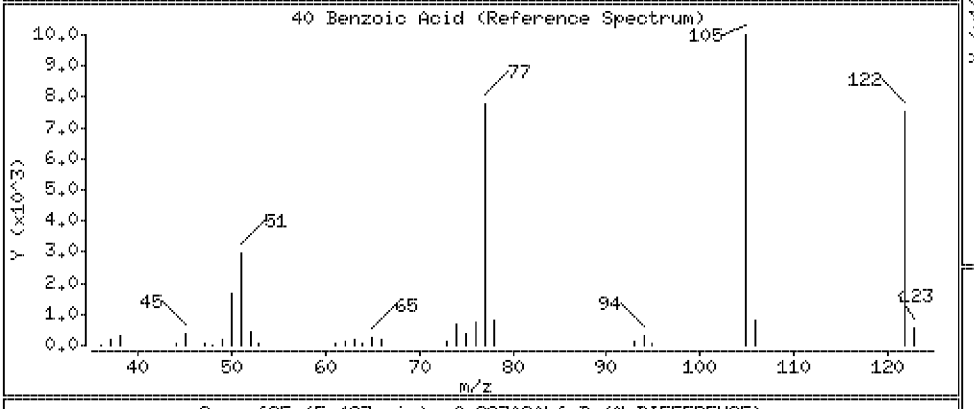

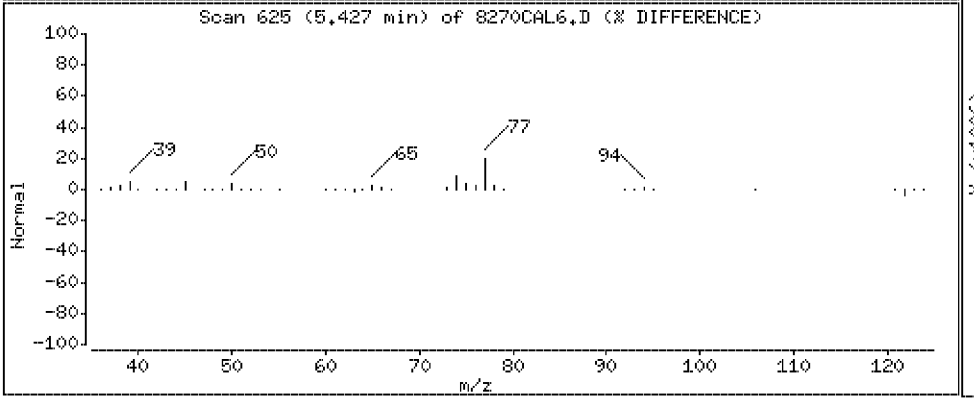

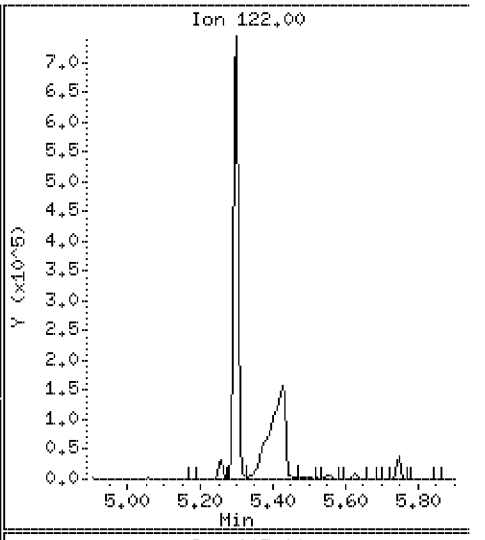

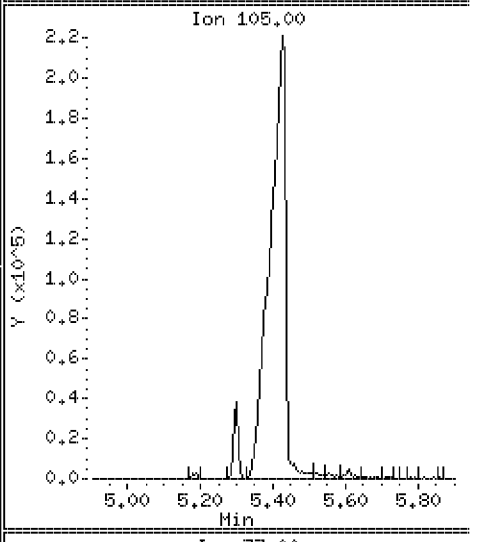

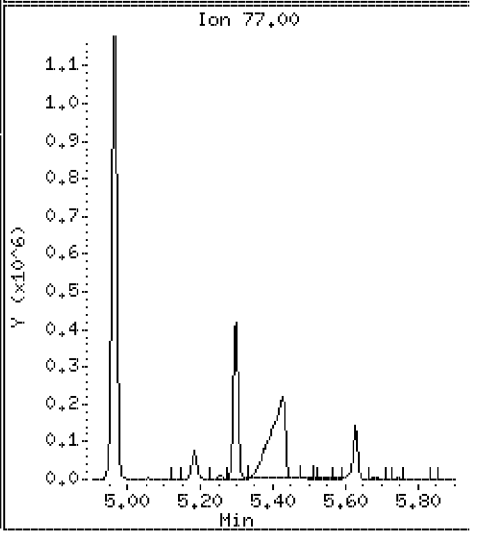

Data File: \\Svecd04\DD\chem\smsd03.i\S3042312.b\8270CAL6.D

Date : 23-APR-2012 10:47

Client ID: 8270CAL6

Instrument: smsd03.i

Sample Info: 45922

Purge Volume: 1000.0

Operator: PEL

Column phase: HPMS-5

Column diameter: 0.25

41 2,4-Dichlorophenol

Concentration: 77.1 ug/l

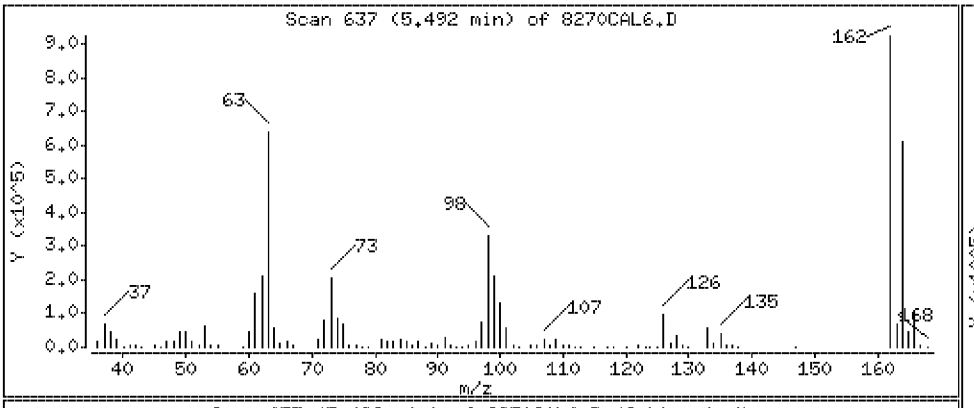

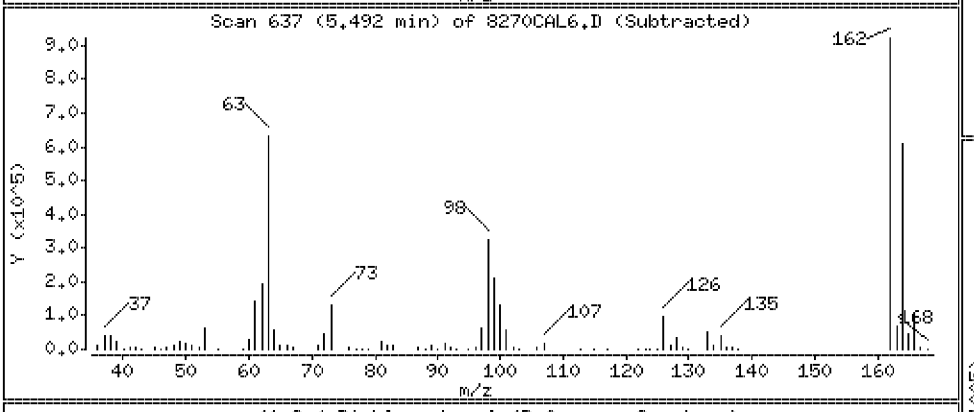

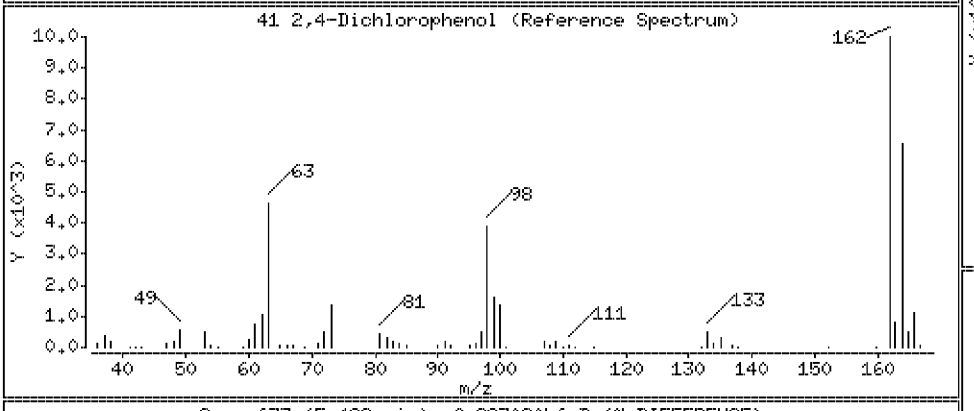

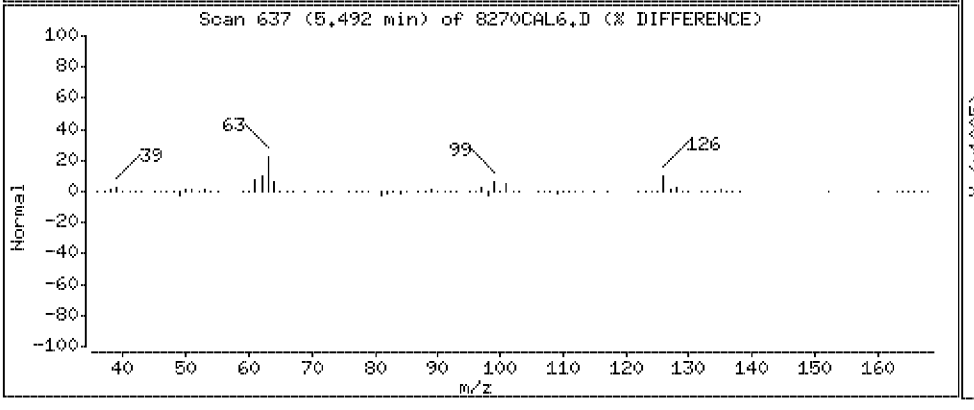

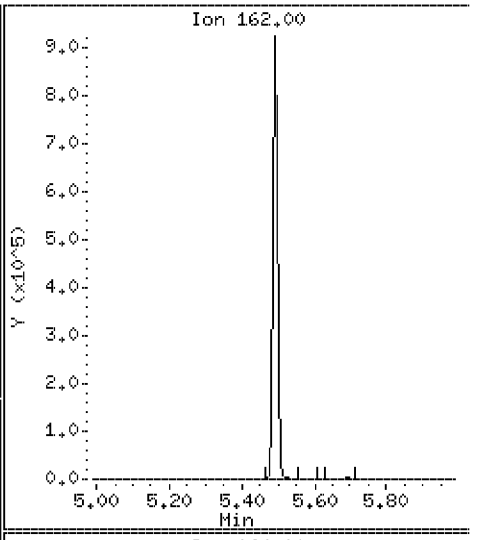

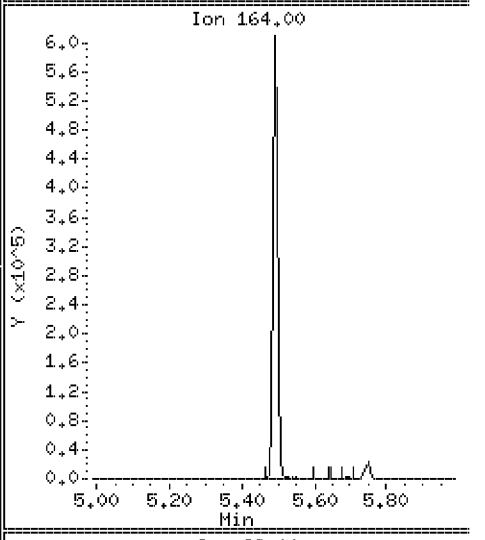

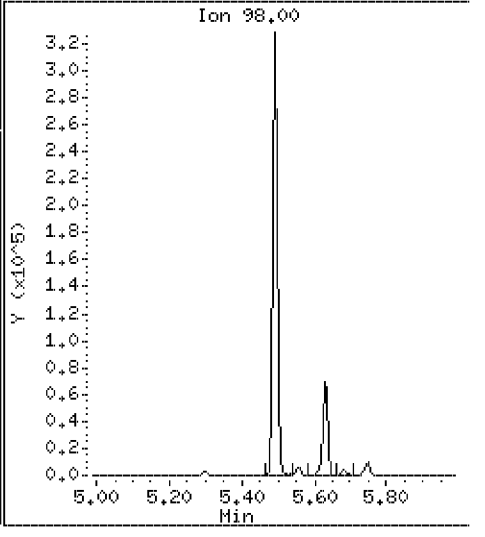

Data File: \\Svecd04\DD\chem\smsd03.i\S3042312.b\8270CAL6.D

Date : 23-APR-2012 10:47

Client ID: 8270CAL6 Instrument: smsd03.i

Sample Info: 45922

Purge Volume: 1000.0 Operator: PEL

Column phase: HPMS-5 Column diameter: 0.25

42 1,2,4-Trichlorobenzene Concentration: 76.6 ug/l

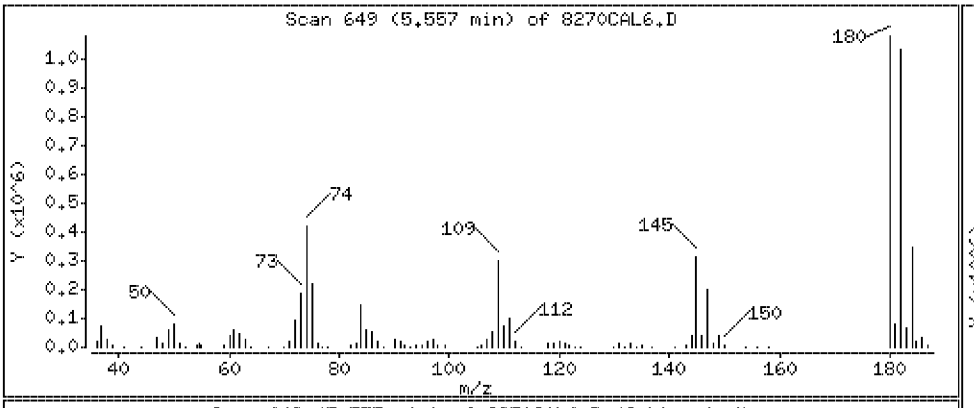

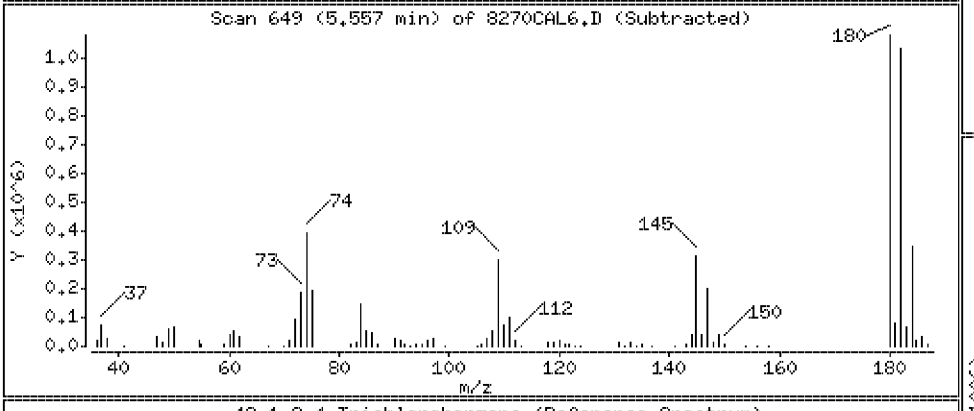

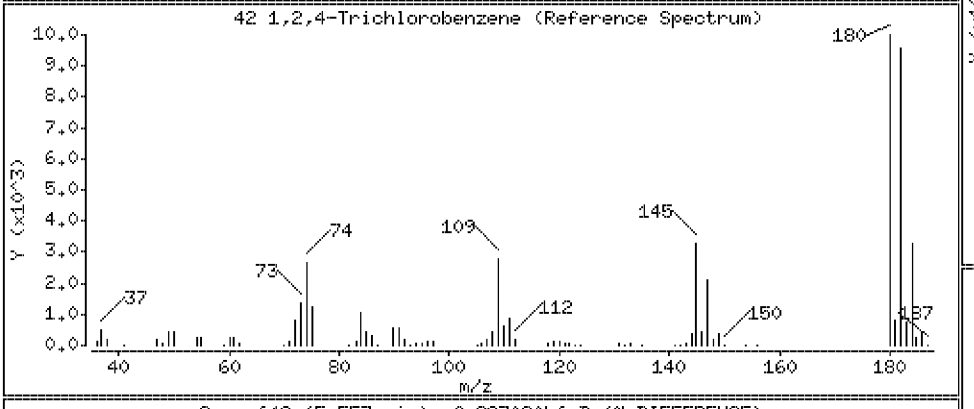

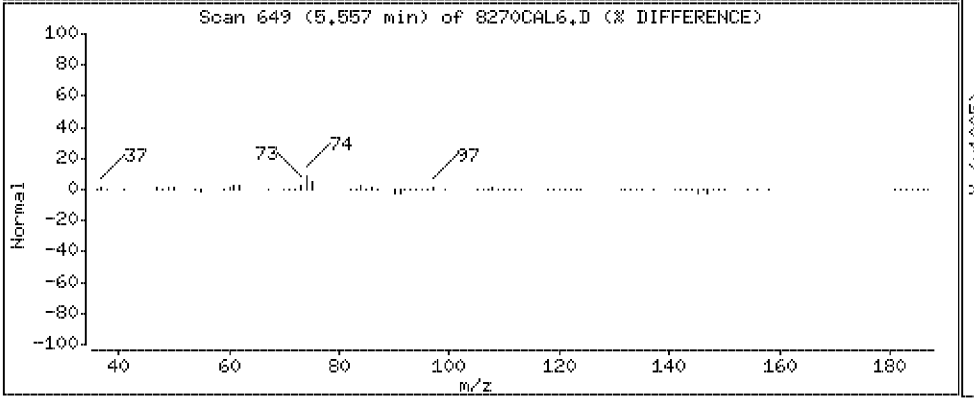

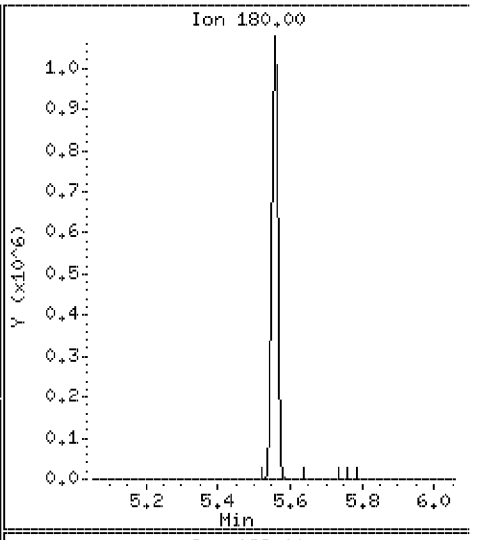

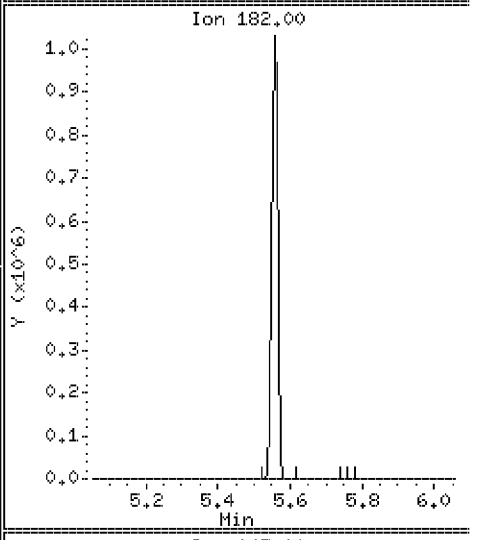

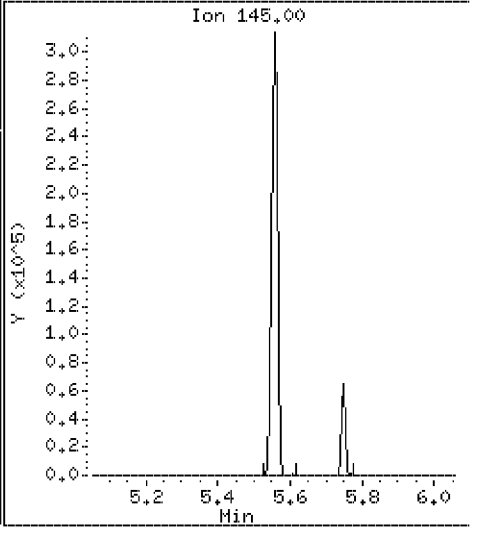

Data File: \\Svecd04\DD\chem\smsd03.i\S3042312.b\8270CAL6.D

Date : 23-APR-2012 10:47

Client ID: 8270CAL6 Instrument: smsd03.i

Sample Info: 45922

Purge Volume: 1000.0 Operator: PEL

Column phase: HPMS-5 Column diameter: 0.25

44 Naphthalene Concentration: 74.9 ug/l

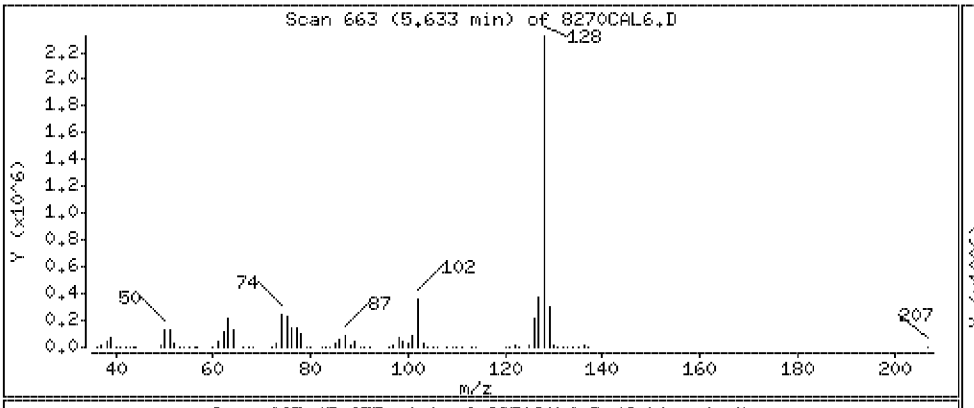

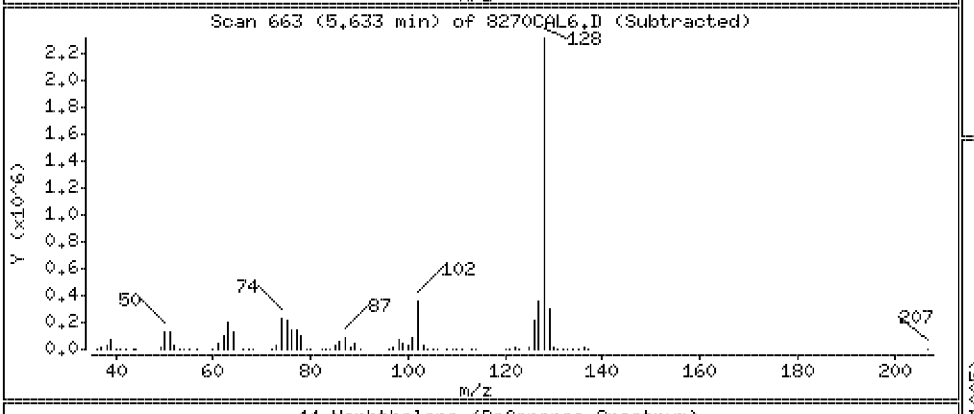

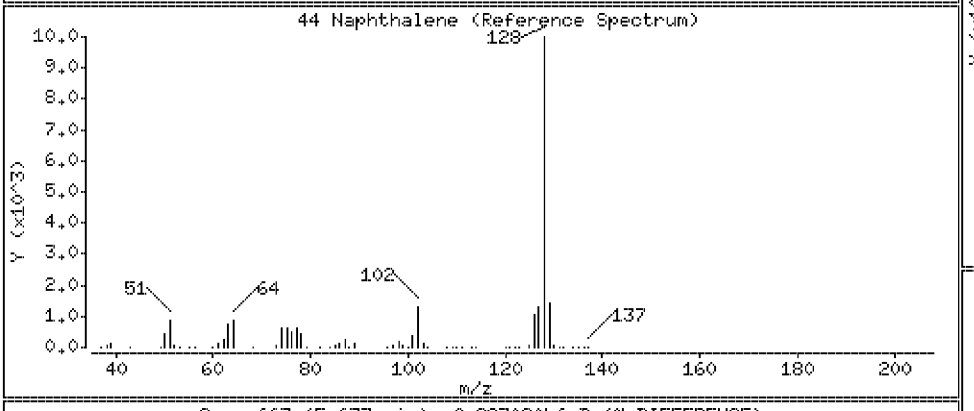

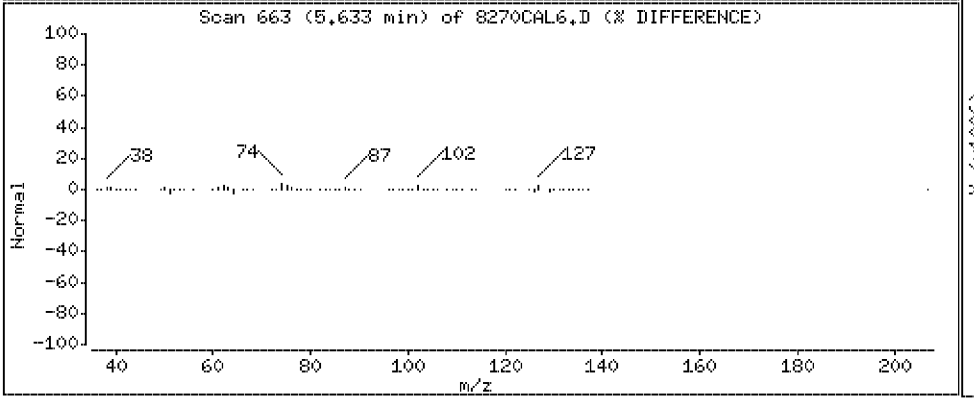

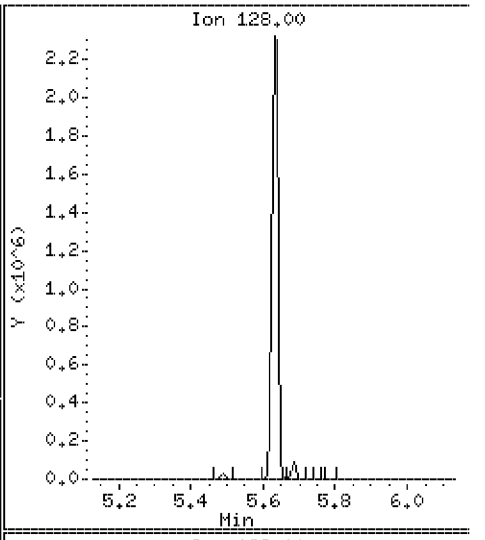

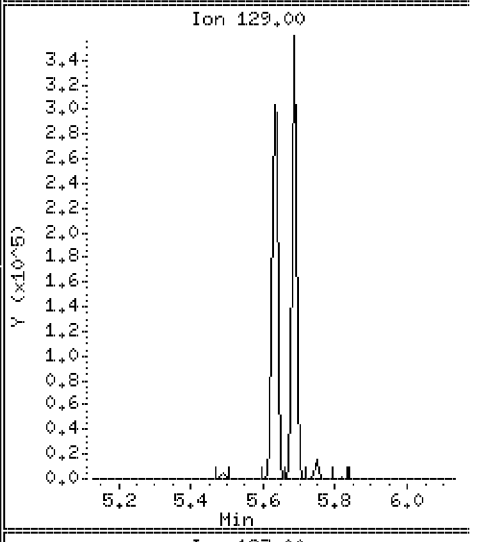

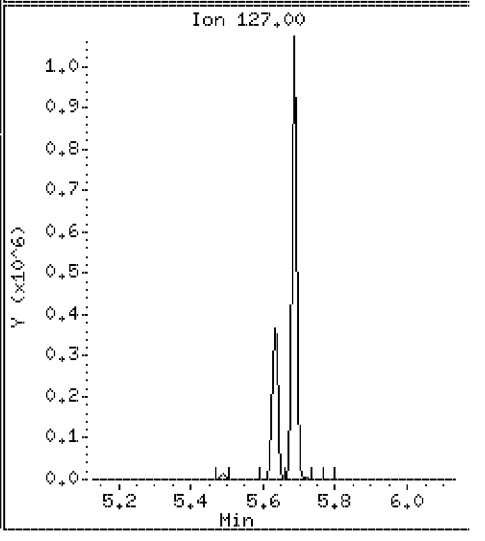

Data File: \\Svecd04\DD\chem\smsd03.i\S3042312.b\8270CAL6.D

Date : 23-APR-2012 10:47

Client ID: 8270CAL6 Instrument: smsd03.i

Sample Info: 45922

Purge Volume: 1000.0 Operator: PEL

Column phase: HPMS-5 Column diameter: 0.25

45 4-Chloroaniline Concentration: 77.0 ug/l

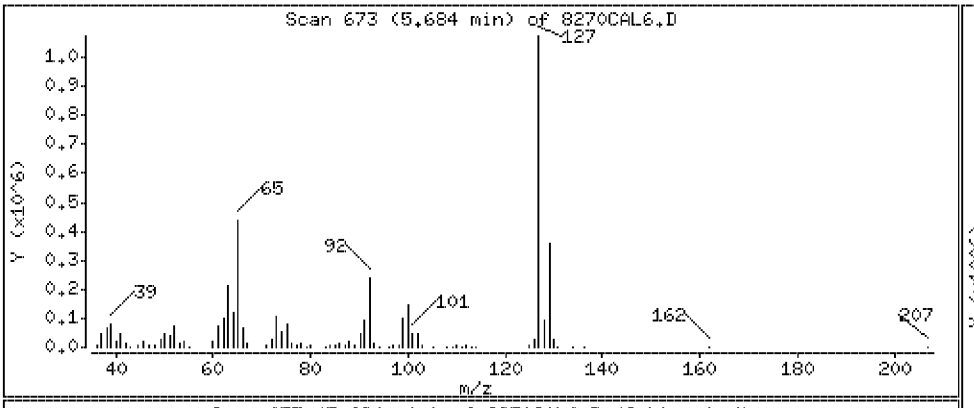

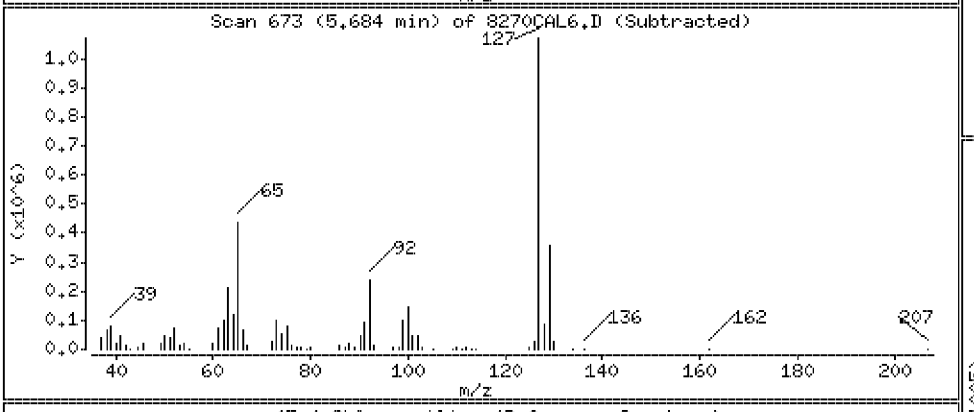

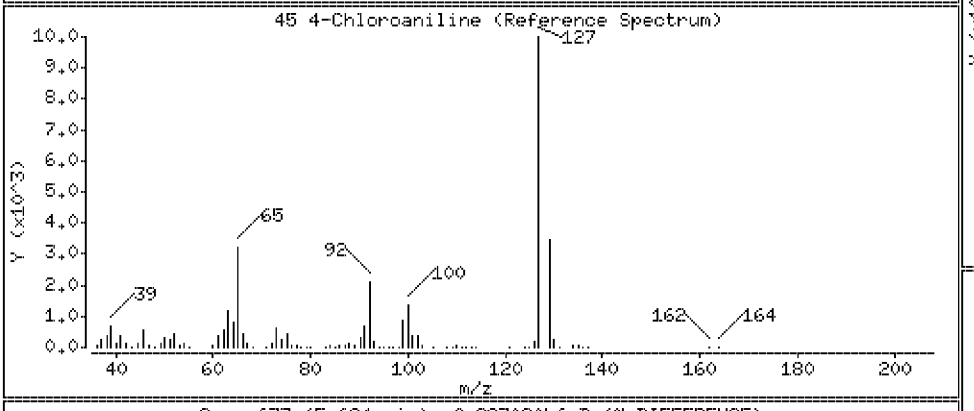

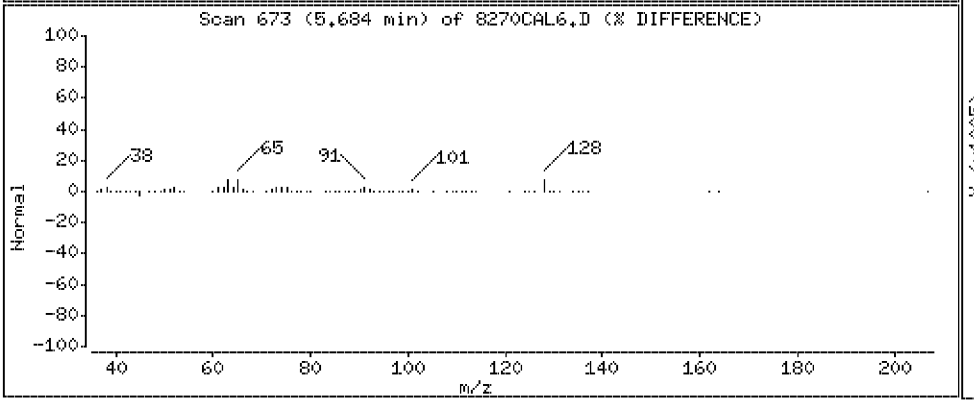

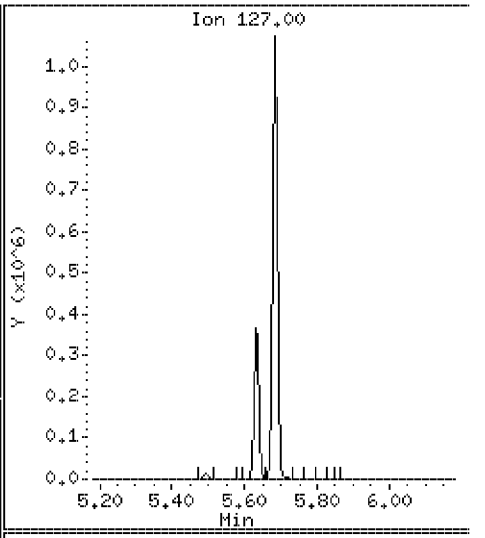

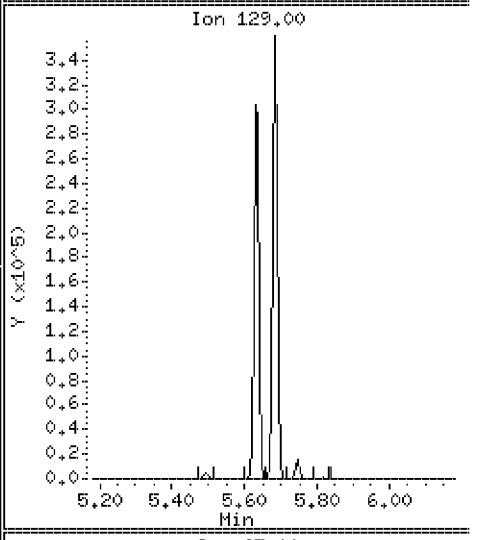

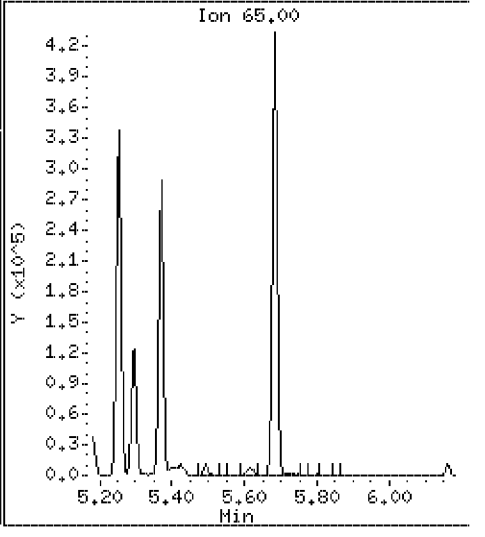

Data File: \\Svecd04\DD\chem\smsd03.i\S3042312.b\8270CAL6.D

Date : 23-APR-2012 10:47

Client ID: 8270CAL6

Instrument: smsd03.i

Sample Info: 45922

Purge Volume: 1000.0

Operator: PEL

Column phase: HPMS-5

Column diameter: 0.25

48 Hexachlorobutadiene

Concentration: 77.8 ug/l

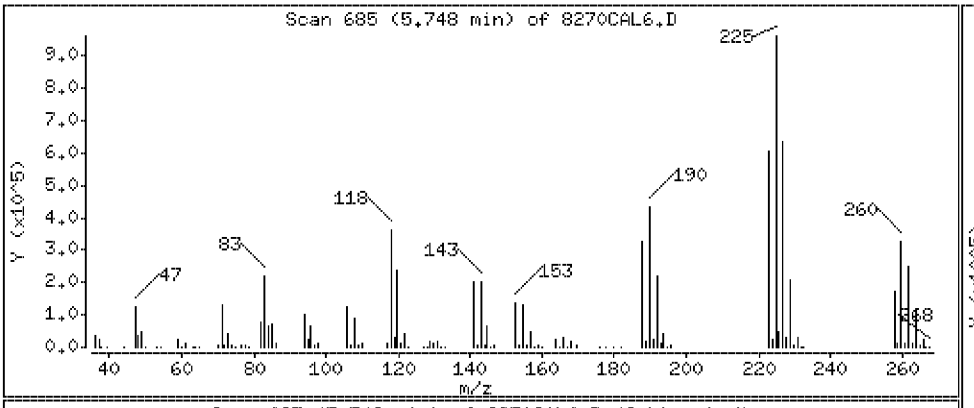

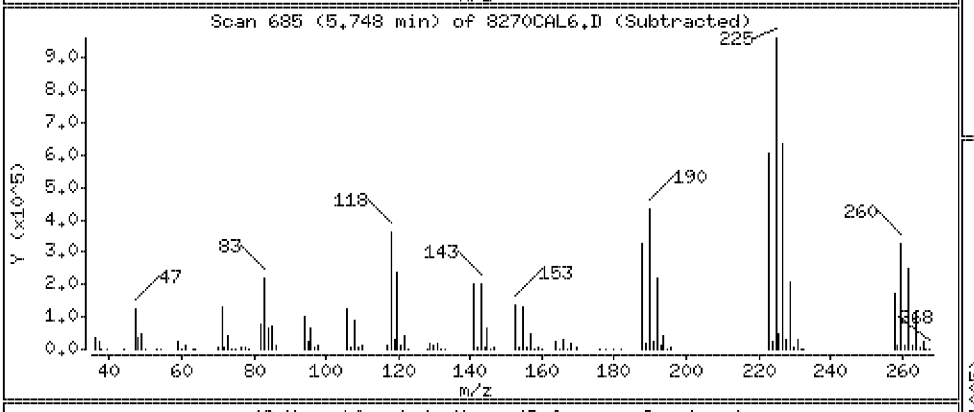

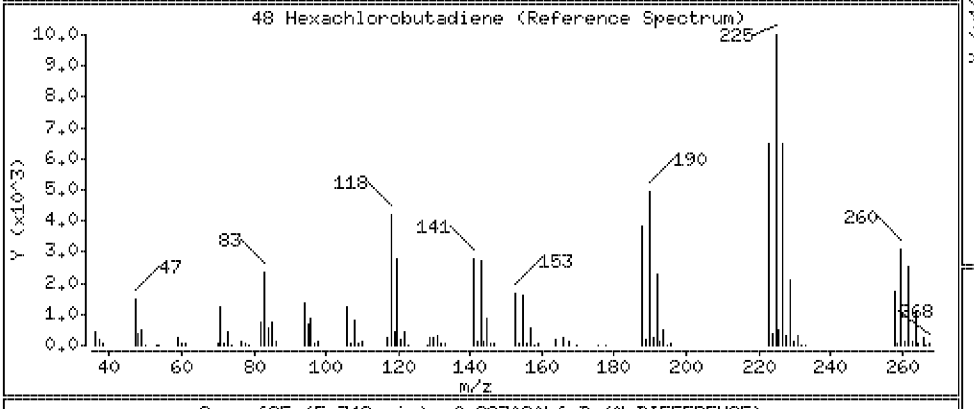

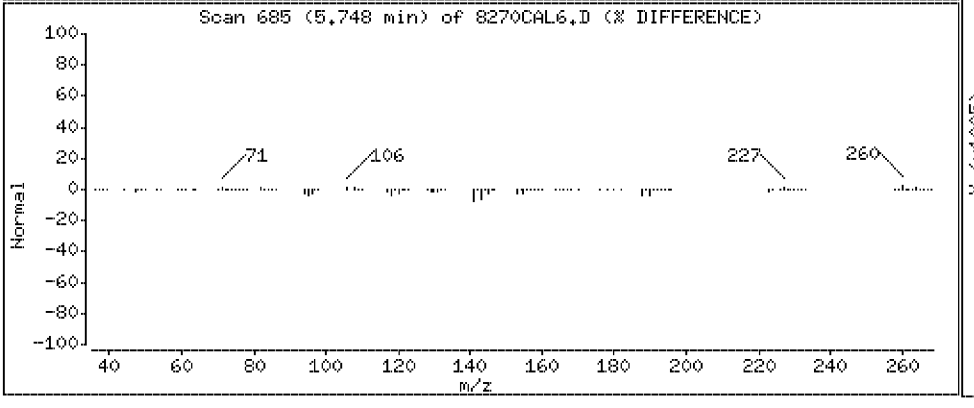

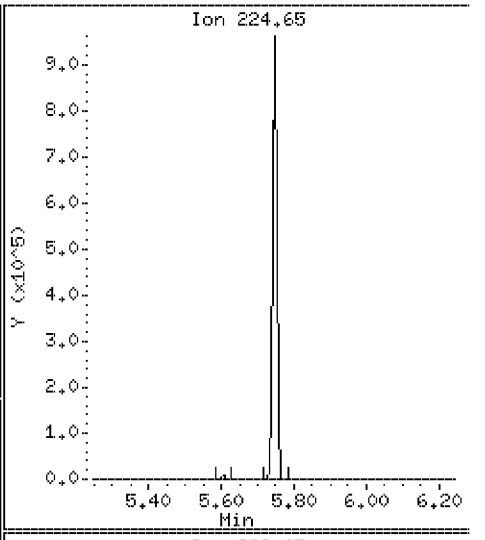

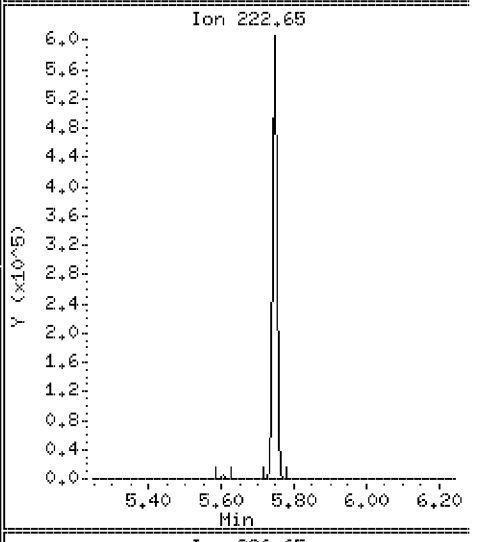

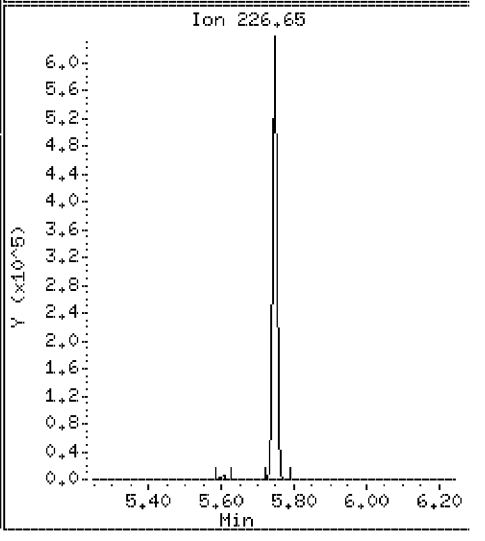

Data File: \\Svecd04\DD\chem\smsd03.i\S3042312.b\8270CAL6.D

Date : 23-APR-2012 10:47

Client ID: 8270CAL6 Instrument: smsd03.i

Sample Info: 45922

Purge Volume: 1000.0 Operator: PEL

Column phase: HPMS-5 Column diameter: 0.25

51 4-Chloro-3-methylphenol Concentration: 76.1 ug/l

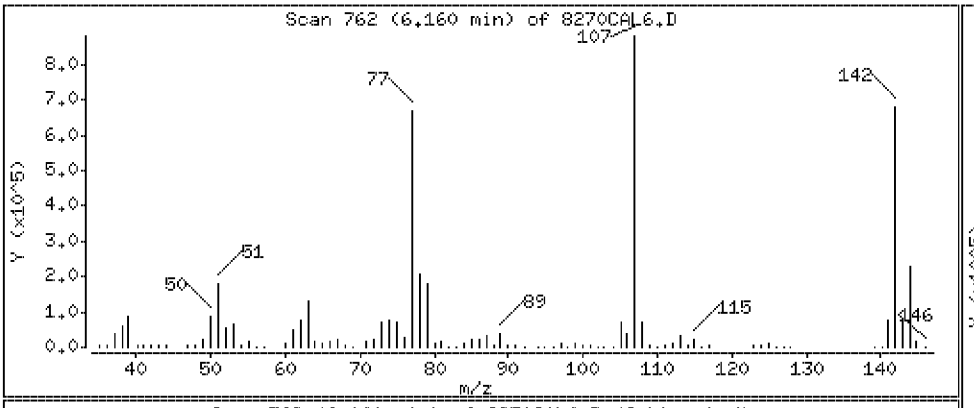

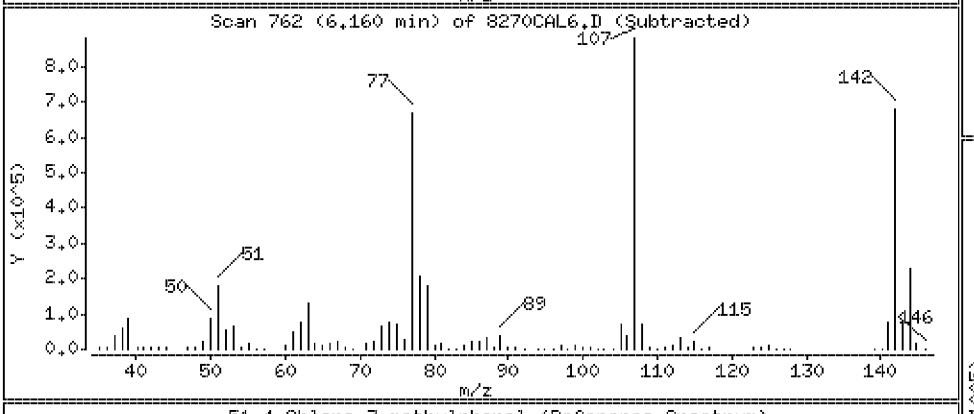

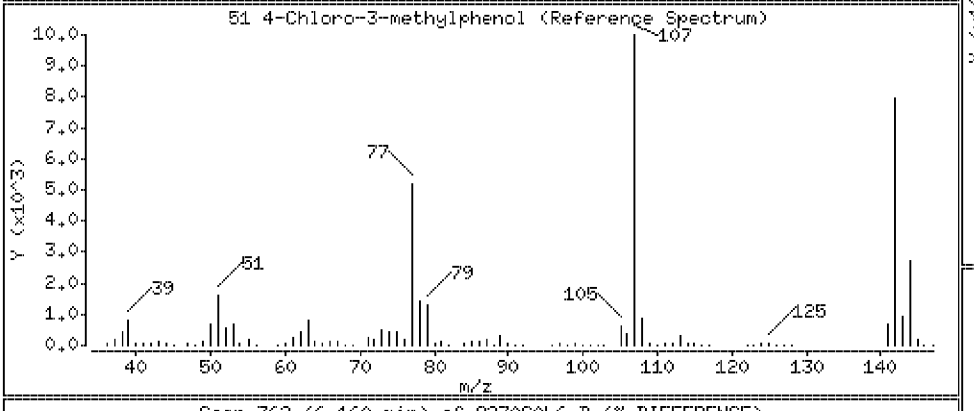

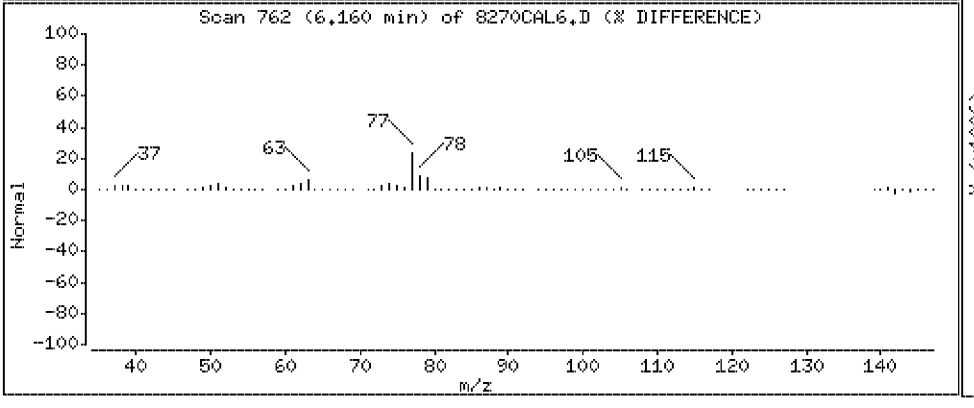

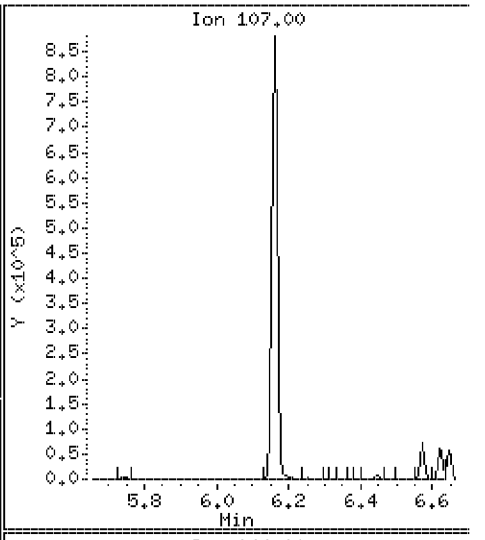

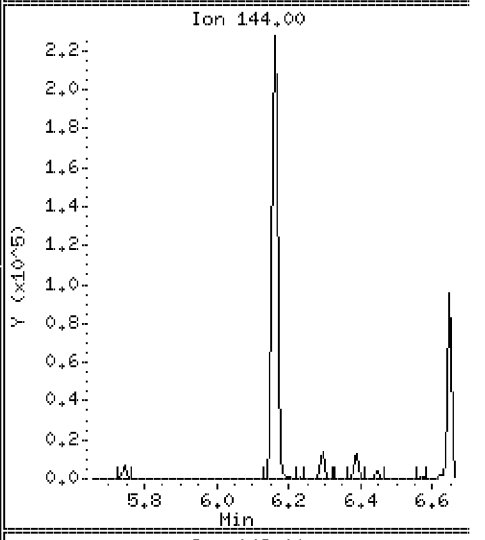

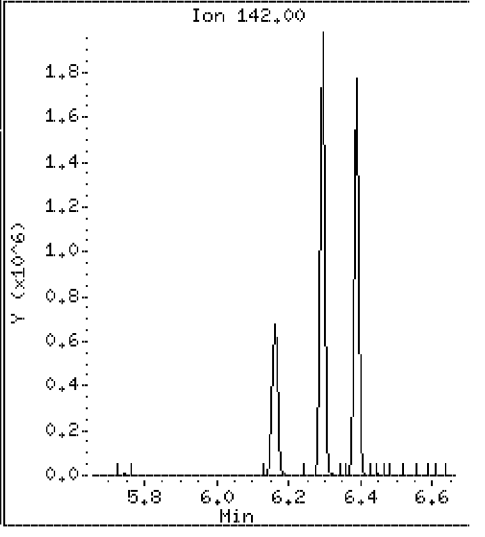

Data File: \\Svecd04\DD\chem\smsd03.i\S3042312.b\8270CAL6.D

Date : 23-APR-2012 10:47

Client ID: 8270CAL6 Instrument: smsd03.i

Sample Info: 45922

Purge Volume: 1000.0 Operator: PEL

Column phase: HPMS-5 Column diameter: 0.25

53 2-Methylnaphthalene Concentration: 77.7 ug/l

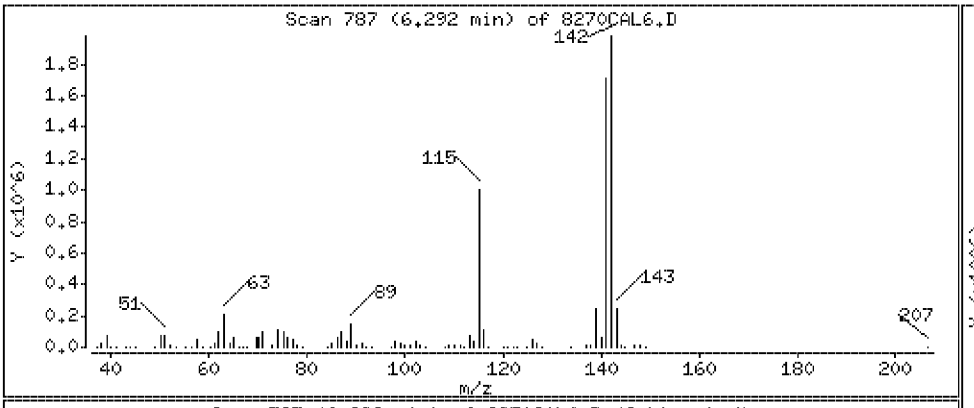

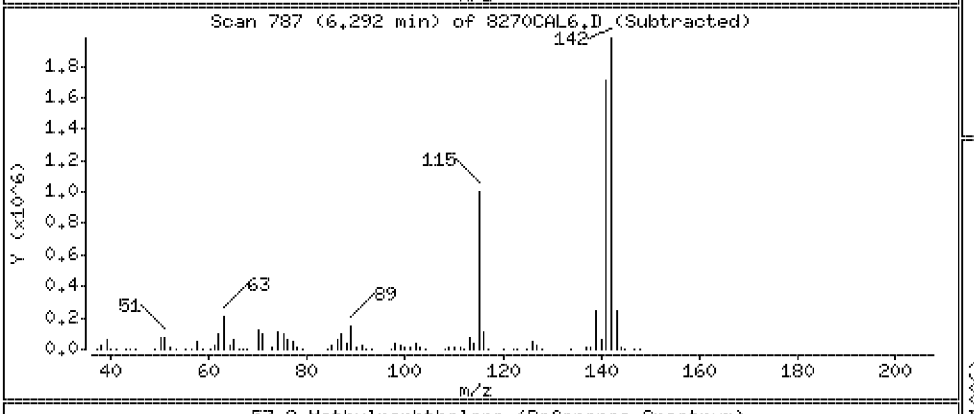

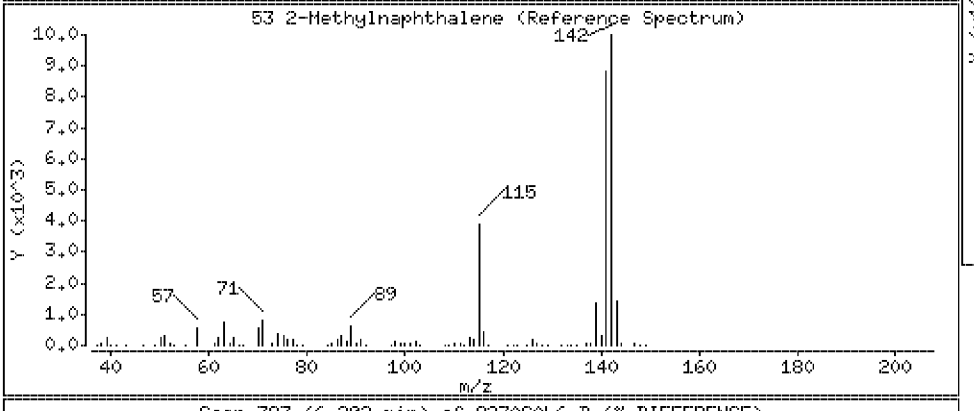

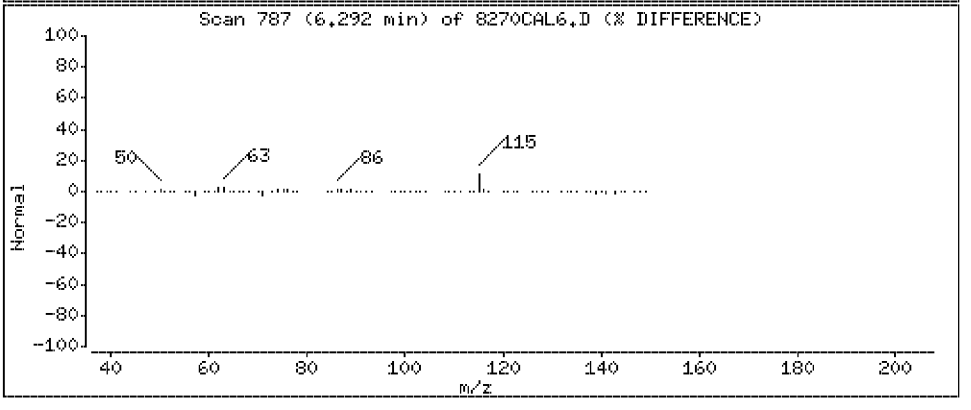

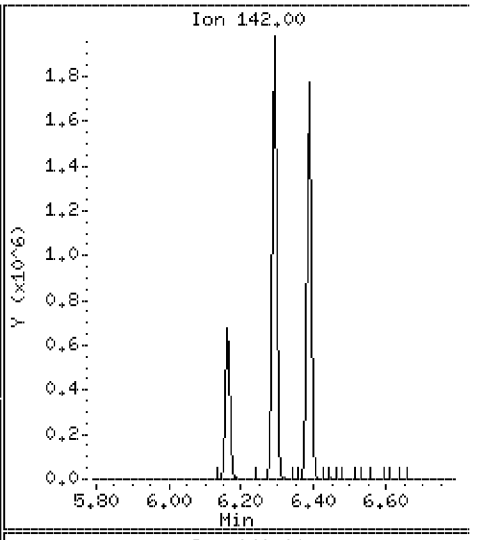

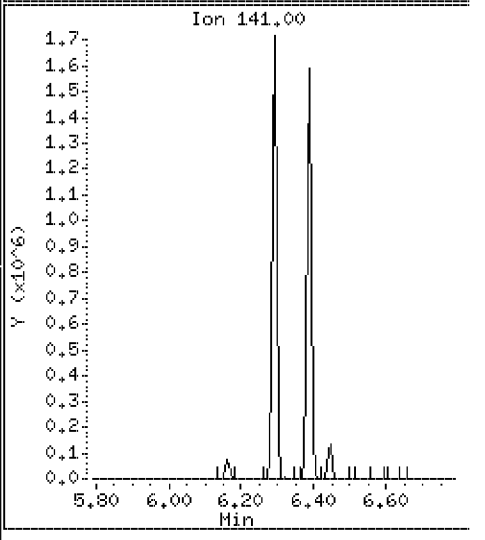

Data File: \\Svecd04\DD\chem\smsd03.i\S3042312.b\8270CAL6.D

Date : 23-APR-2012 10:47

Client ID: 8270CAL6 Instrument: smsd03.i

Sample Info: 45922

Purge Volume: 1000.0 Operator: PEL

Column phase: HPMS-5 Column diameter: 0.25

54 1-Methylnaphthalene Concentration: 76.9 ug/l

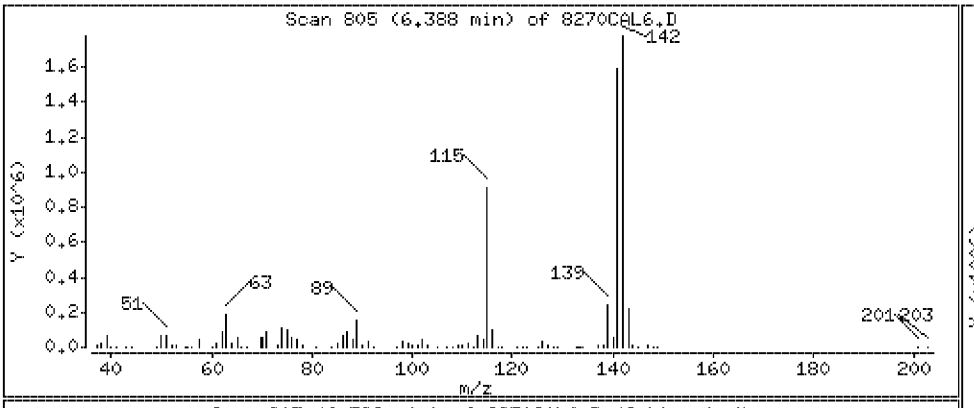

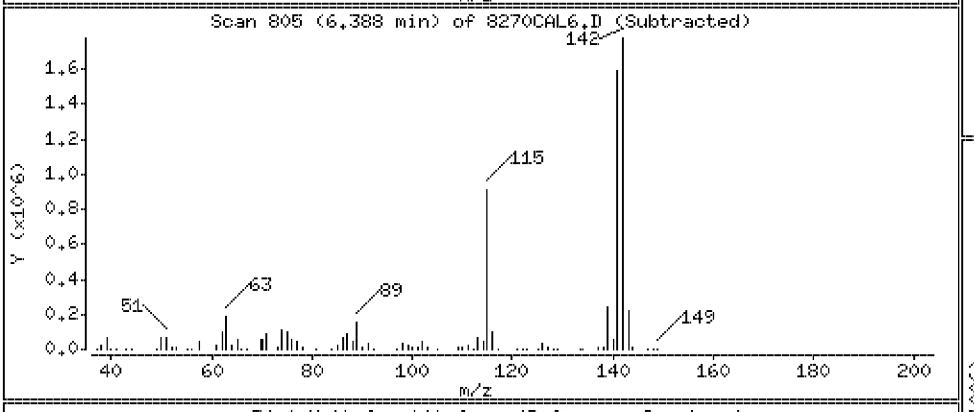

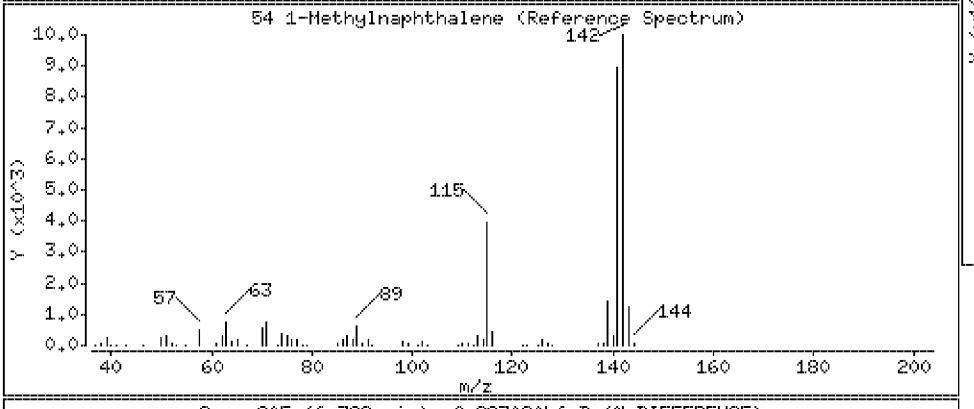

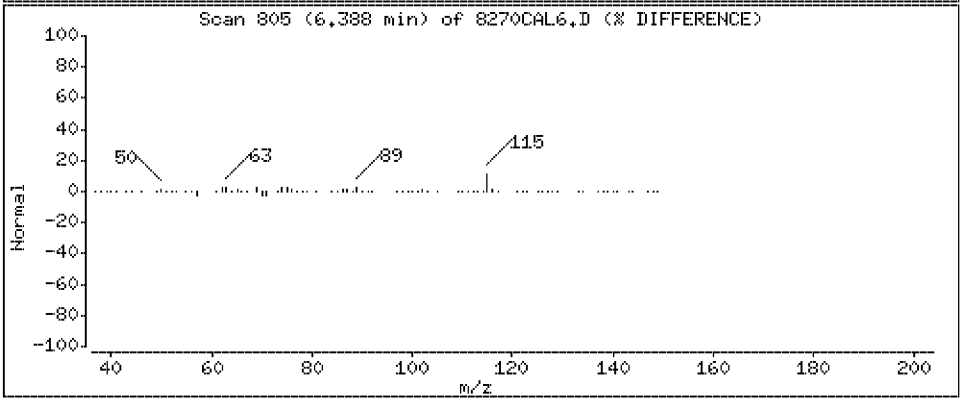

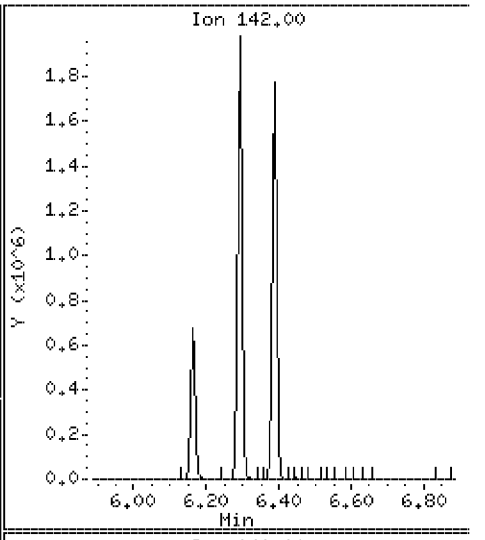

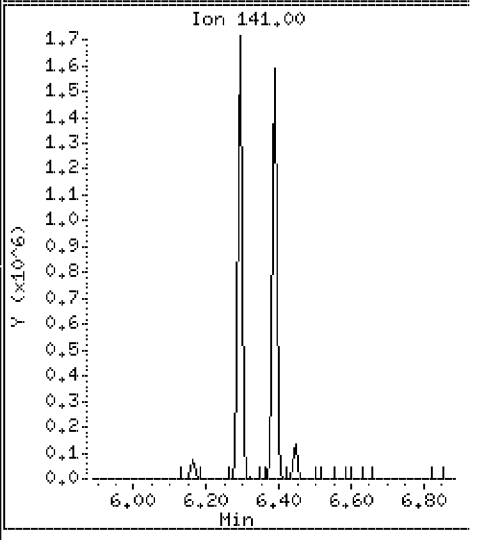

Data File: \\Svecd04\DD\chem\smsd03.i\S3042312.b\8270CAL6.D

Date : 23-APR-2012 10:47

Client ID: 8270CAL6

Instrument: smsd03.i

Sample Info: 45922

Purge Volume: 1000.0

Operator: PEL

Column phase: HPMS-5

Column diameter: 0.25

55 Hexachlorocyclopentadiene

Concentration: 79.6 ug/l

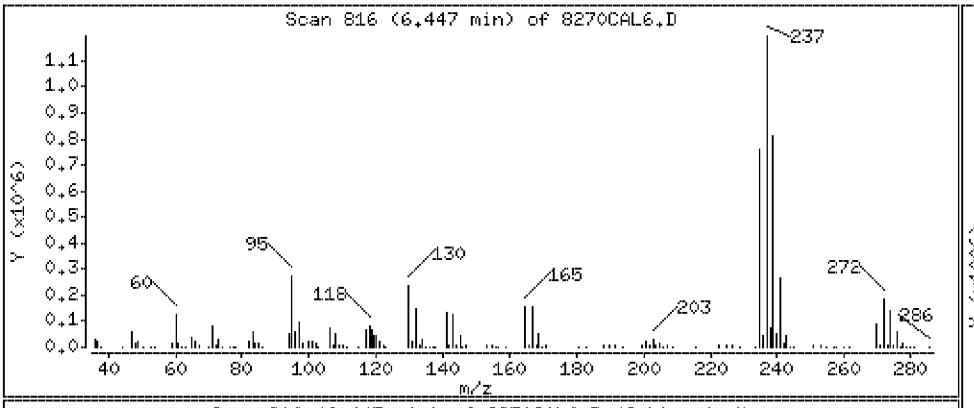

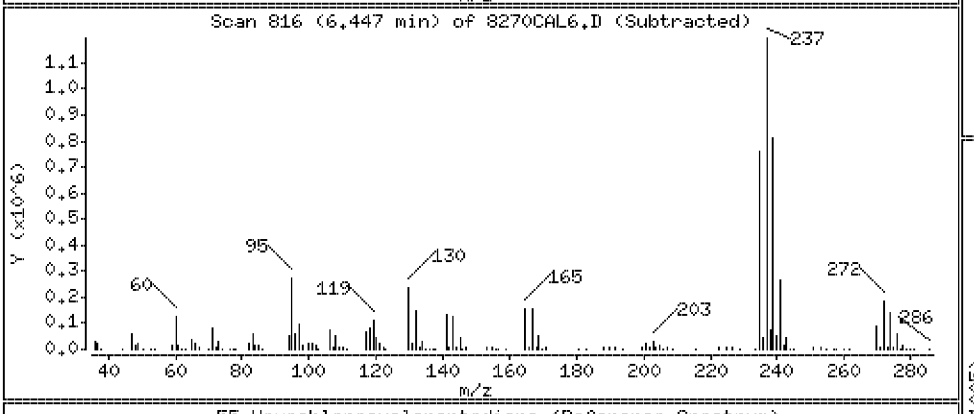

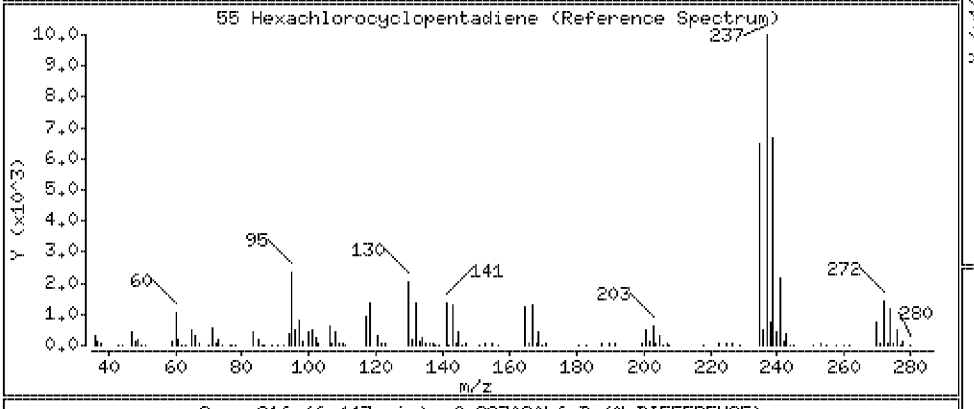

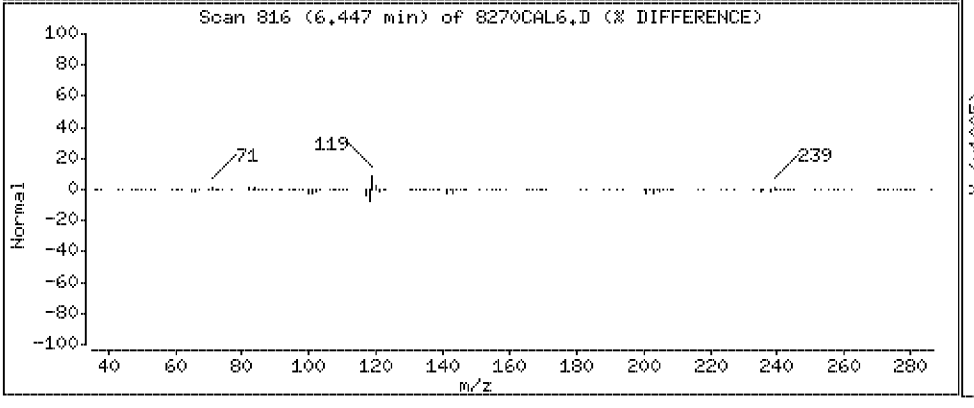

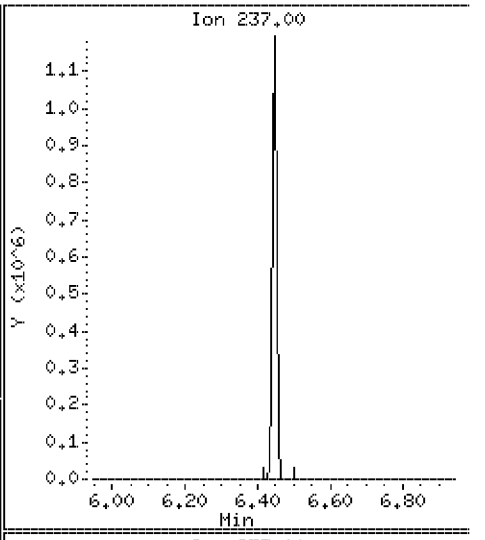

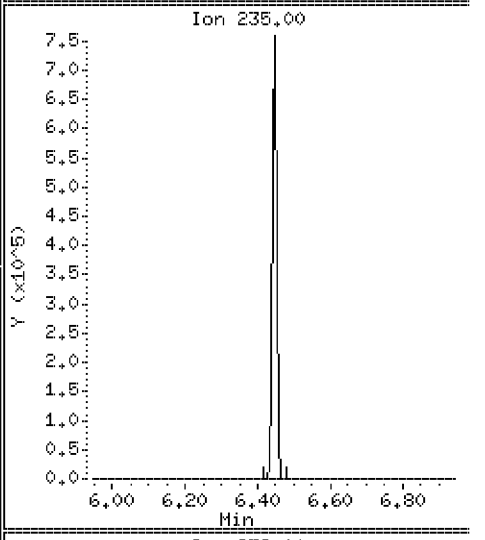

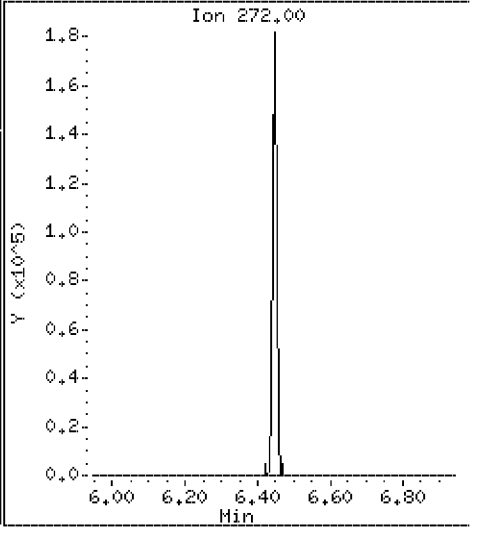

Data File: \\Svecd04\DD\chem\smsd03.i\S3042312.b\8270CAL6.D

Date : 23-APR-2012 10:47

Client ID: 8270CAL6 Instrument: smsd03.i

Sample Info: 45922

Purge Volume: 1000.0 Operator: PEL

Column phase: HPMS-5 Column diameter: 0.25

57 2,4,6-Trichlorophenol Concentration: 77.9 ug/l

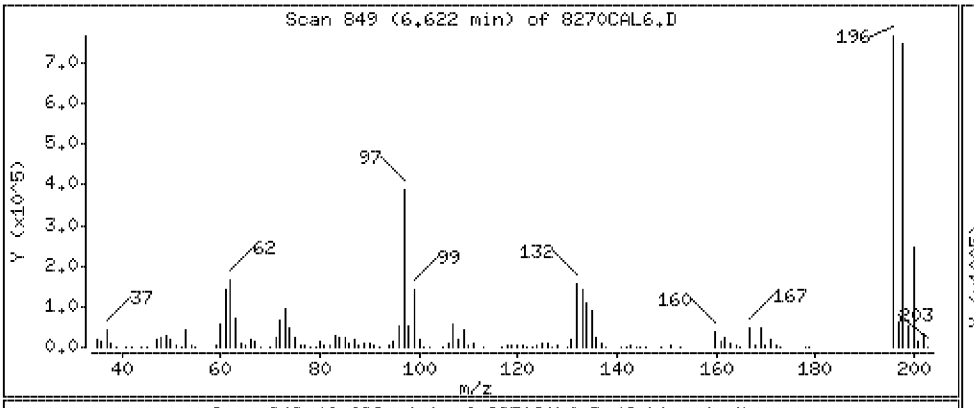

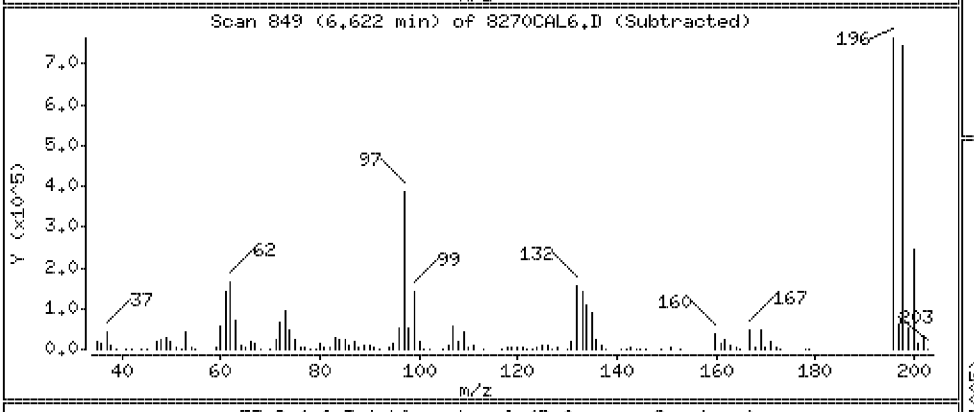

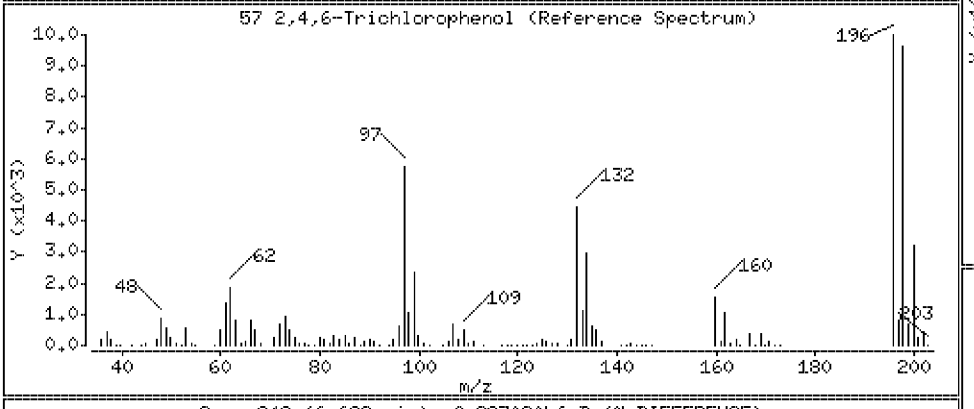

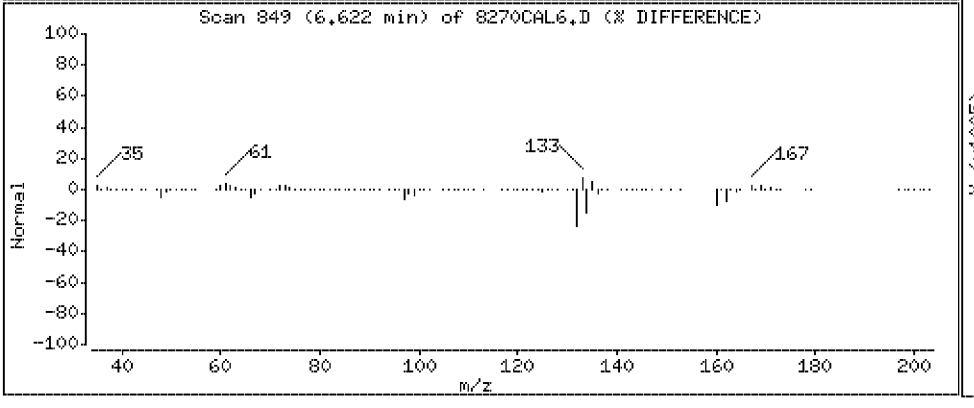

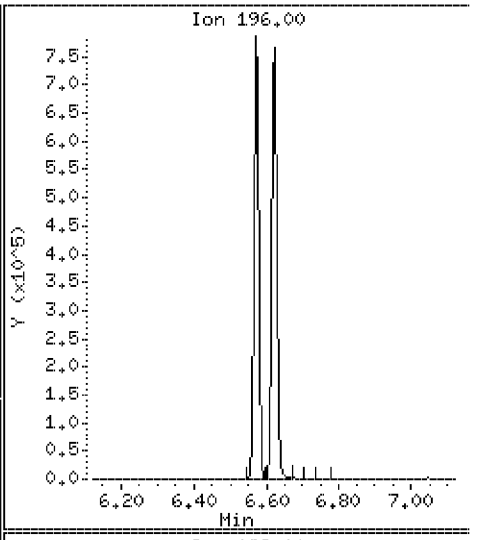

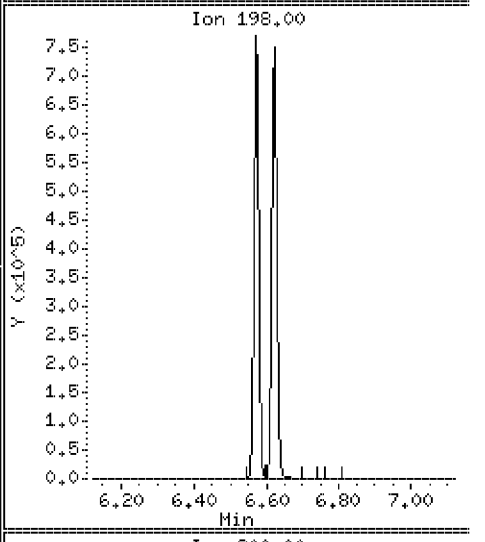

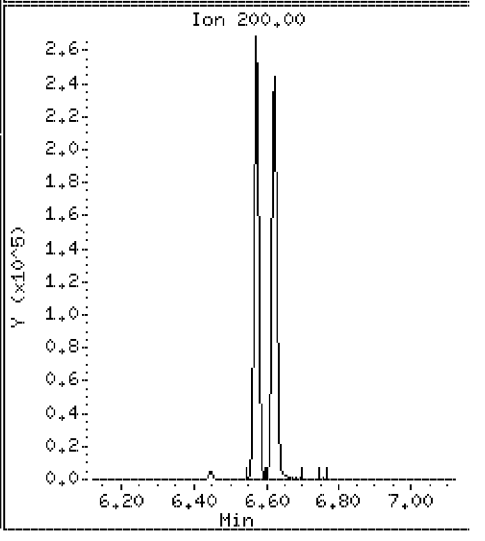

Data File: \\Svecd04\DD\chem\smsd03.i\S3042312.b\8270CAL6.D

Date : 23-APR-2012 10:47

Client ID: 8270CAL6 Instrument: smsd03.i

Sample Info: 45922

Purge Volume: 1000.0 Operator: PEL

Column phase: HPMS-5 Column diameter: 0.25

58 2,4,5-Trichlorophenol Concentration: 79.2 ug/l

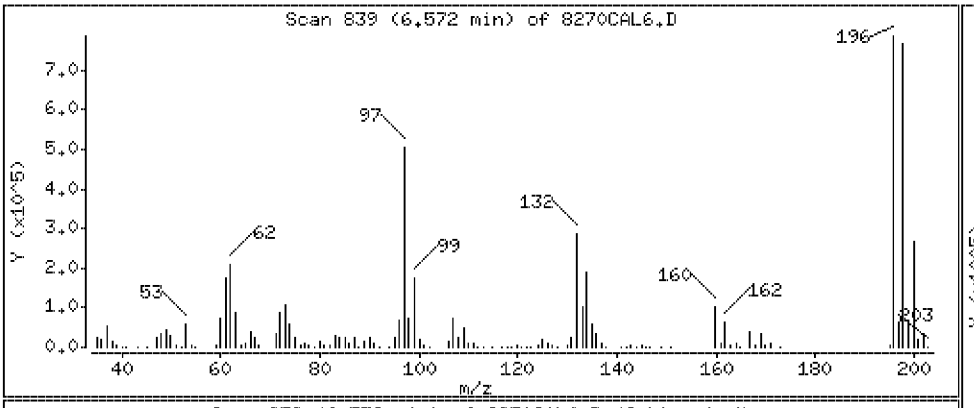

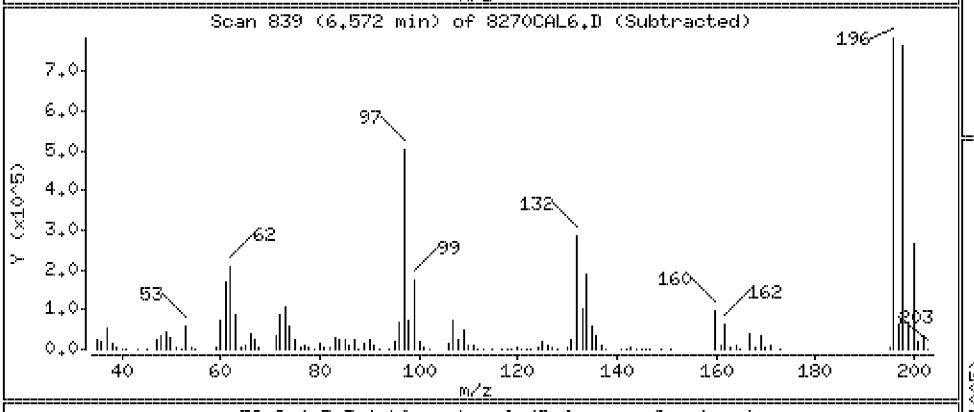

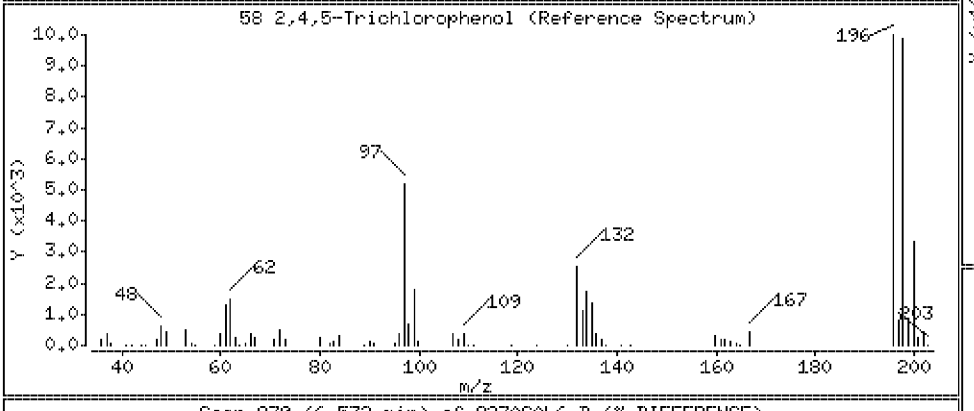

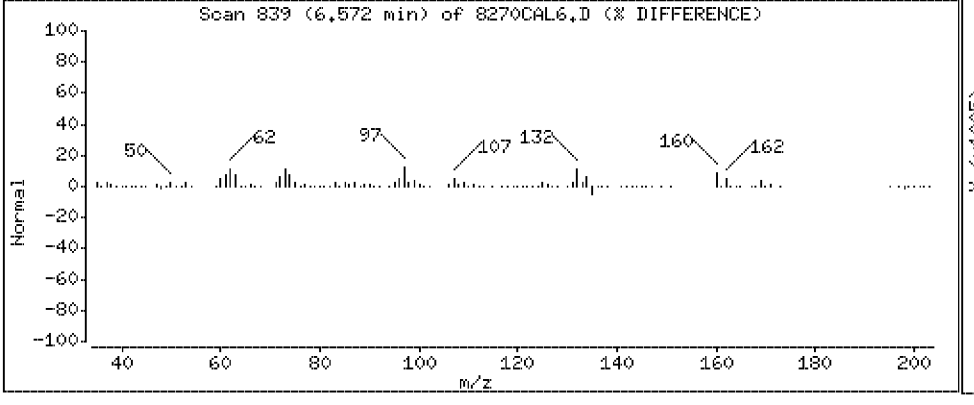

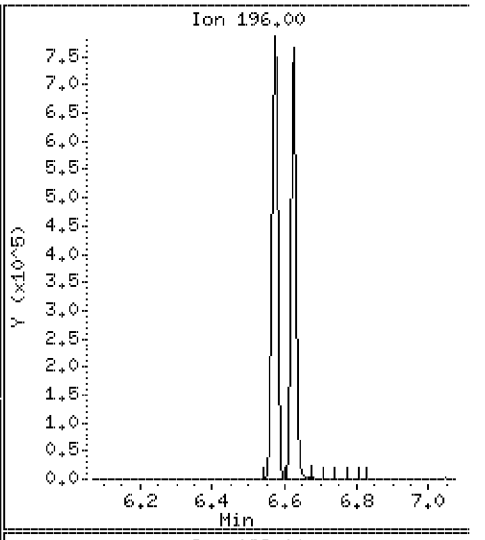

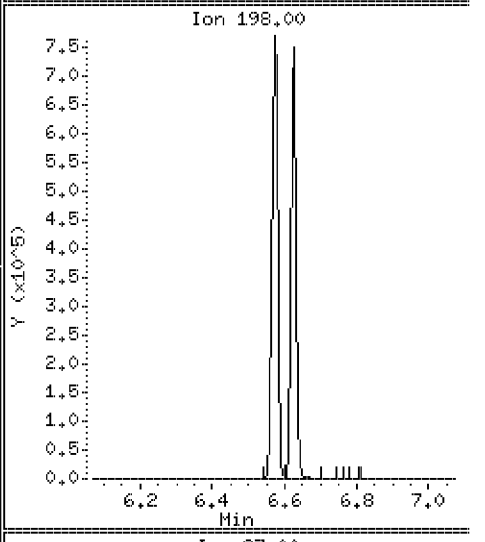

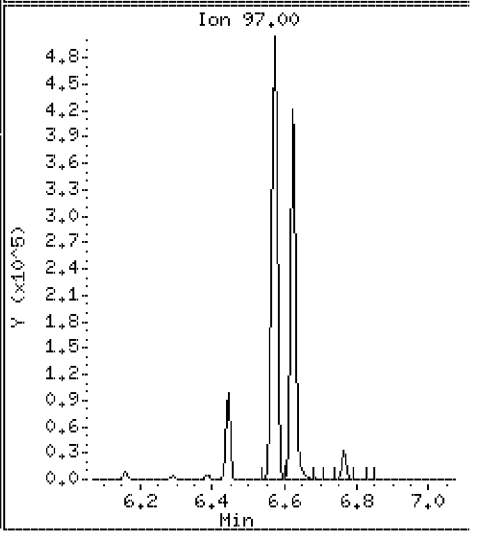

Data File: \\Svecd04\DD\chem\smsd03.i\S3042312.b\8270CAL6.D

Date : 23-APR-2012 10:47

Client ID: 8270CAL6 Instrument: smsd03.i

Sample Info: 45922

Purge Volume: 1000.0 Operator: PEL

Column phase: HPMS-5 Column diameter: 0.25

62 2-Chloronaphthalene Concentration: 78.0 ug/l

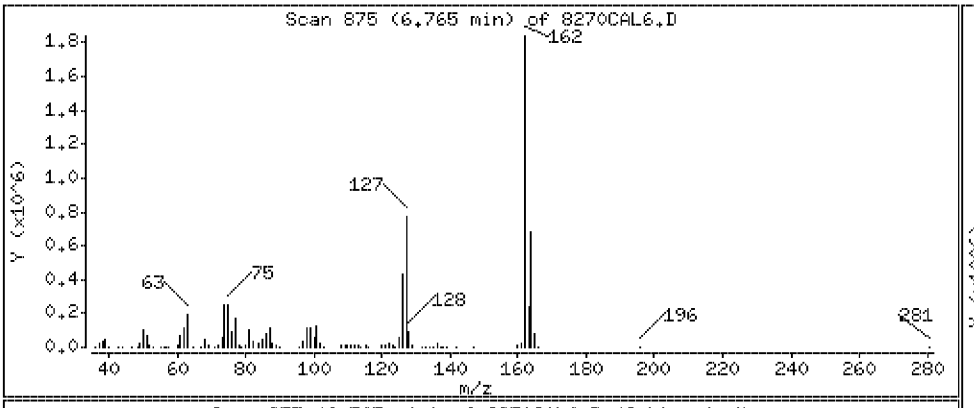

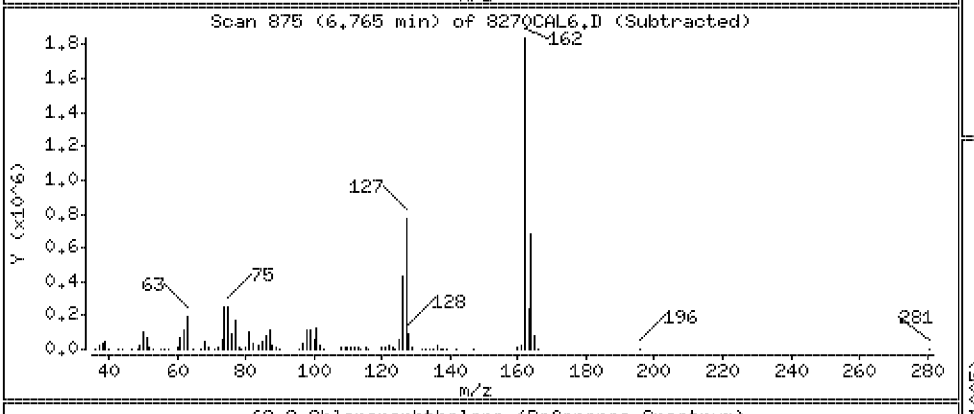

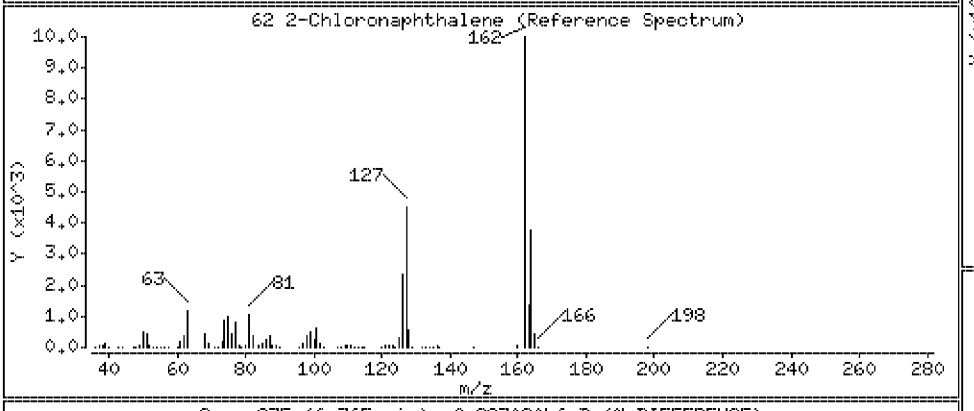

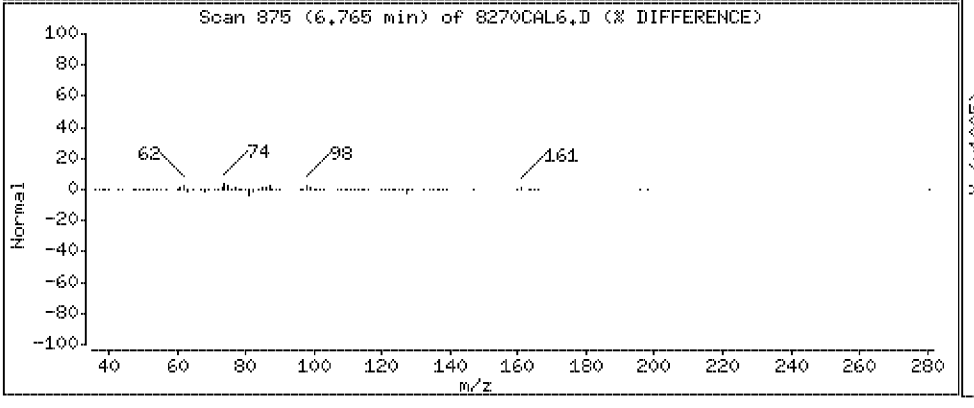

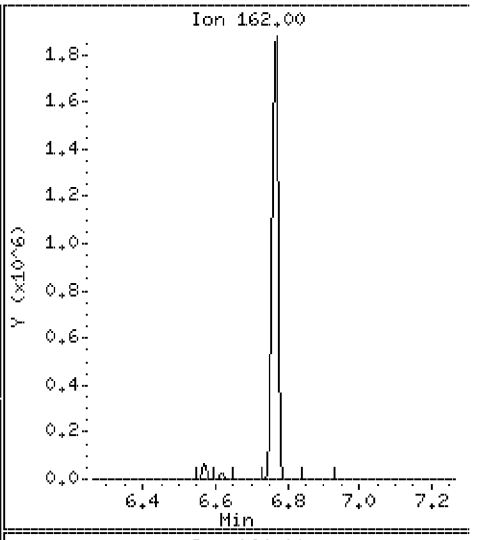

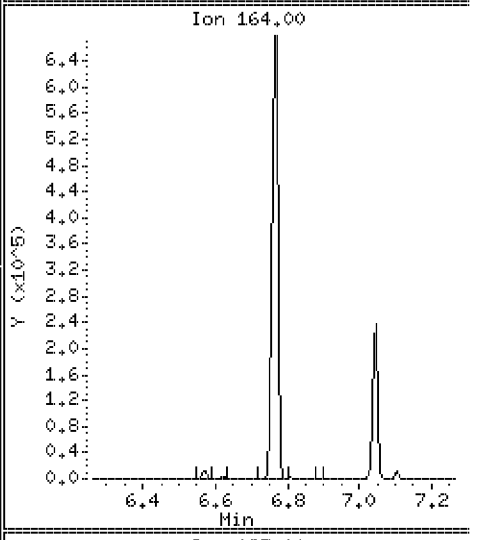

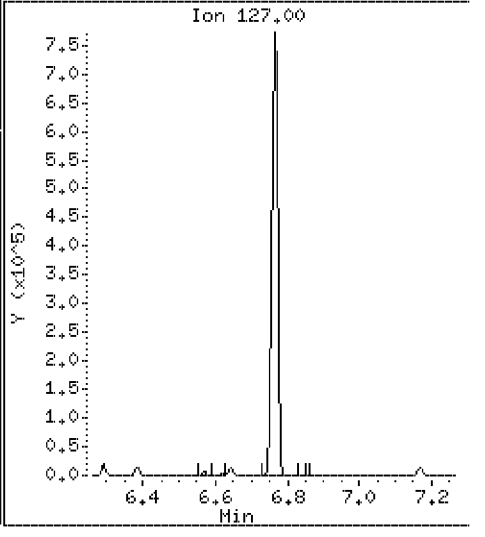

Data File: \\Svecd04\DD\chem\smsd03.i\S3042312.b\8270CAL6.D

Date : 23-APR-2012 10:47

Client ID: 8270CAL6 Instrument: smsd03.i

Sample Info: 45922

Purge Volume: 1000.0 Operator: PEL

Column phase: HPMS-5 Column diameter: 0.25

63 2-Nitroaniline Concentration: 76.9 ug/l

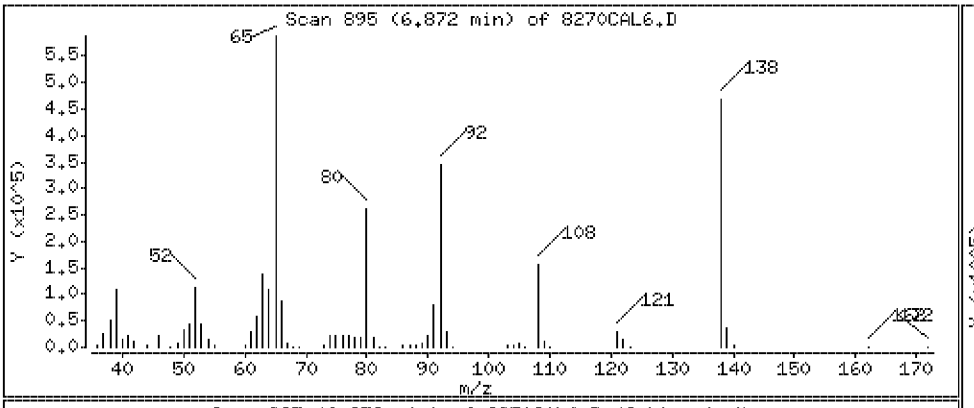

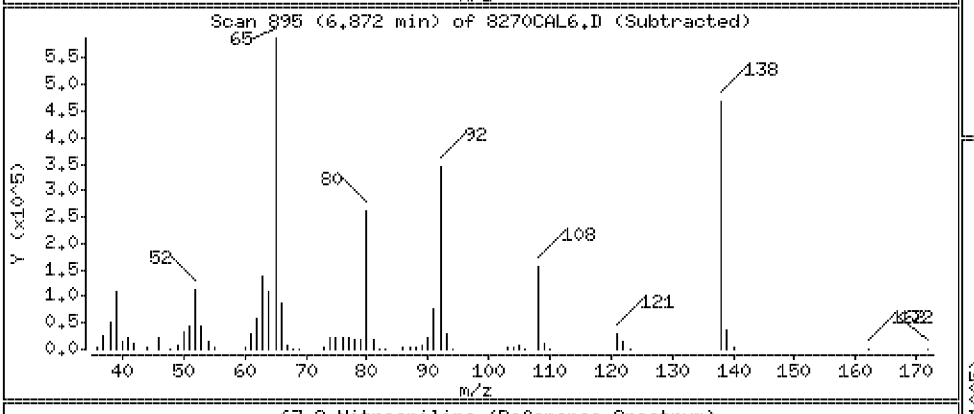

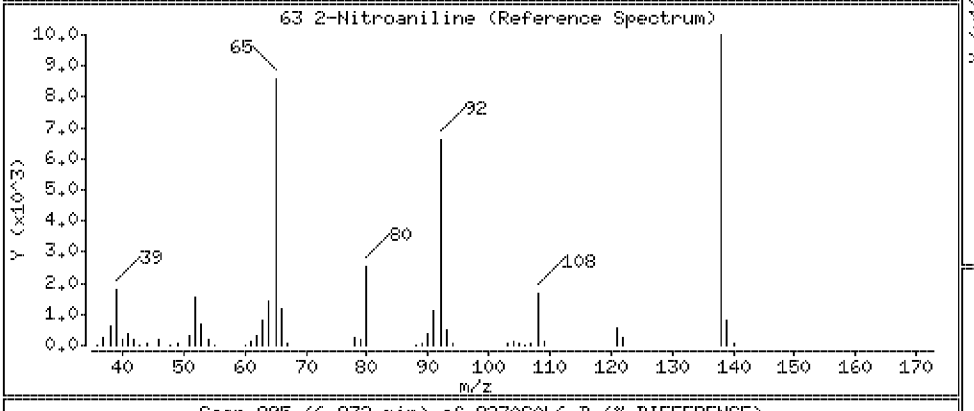

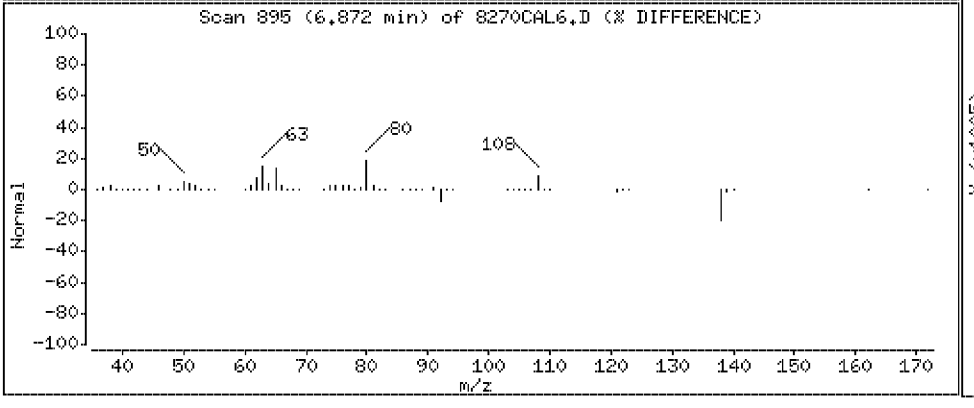

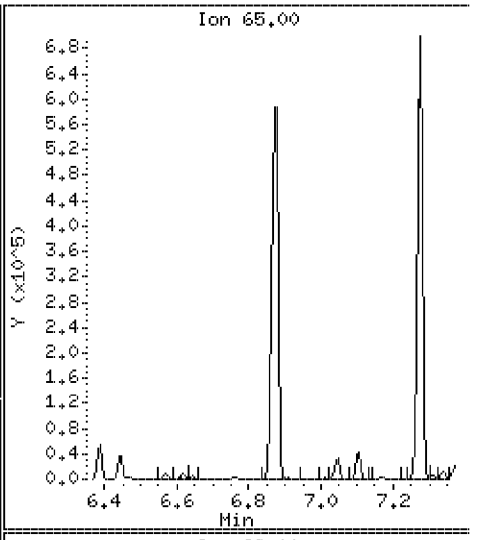

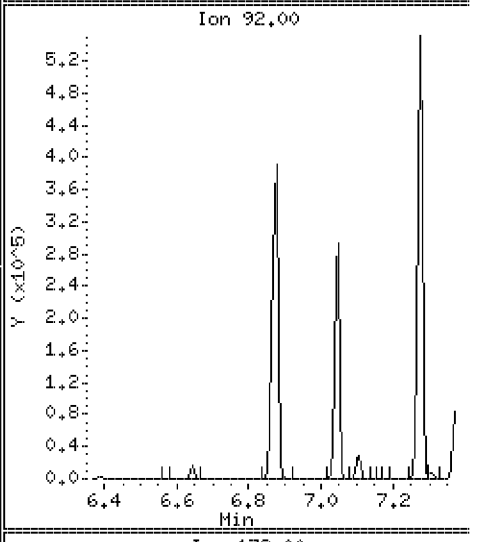

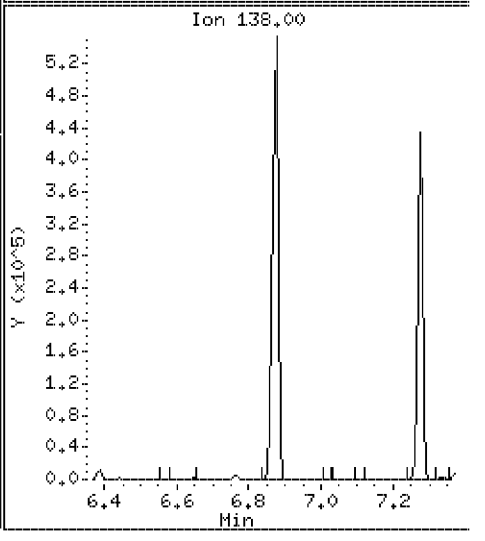

Data File: \\Svecd04\DD\chem\smsd03.i\S3042312.b\8270CAL6.D

Date : 23-APR-2012 10:47

Client ID: 8270CAL6 Instrument: smsd03.i

Sample Info: 45922

Purge Volume: 1000.0 Operator: PEL

Column phase: HPMS-5 Column diameter: 0.25

65 Dimethylphthalate Concentration: 74.9 ug/l

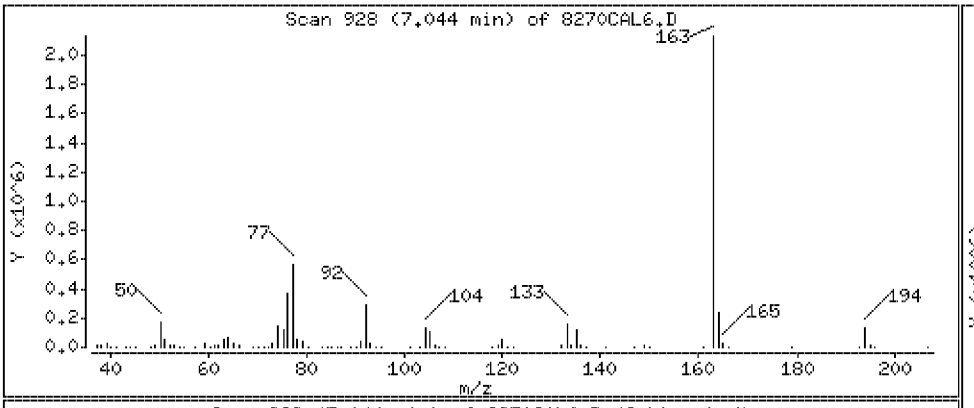

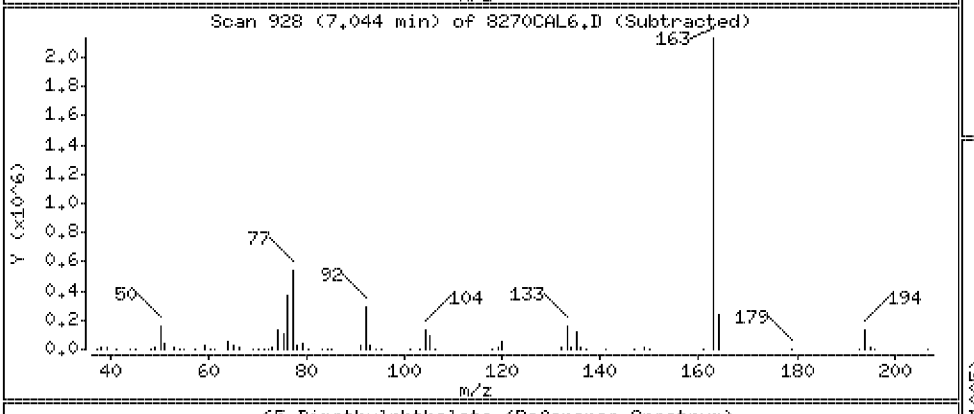

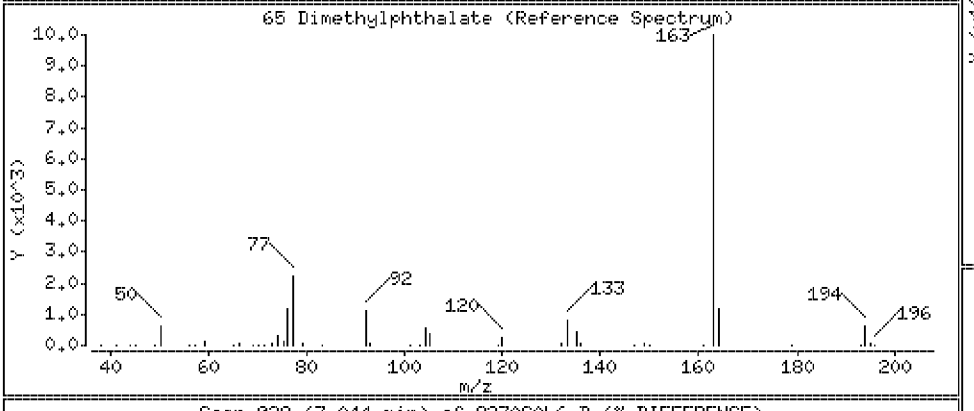

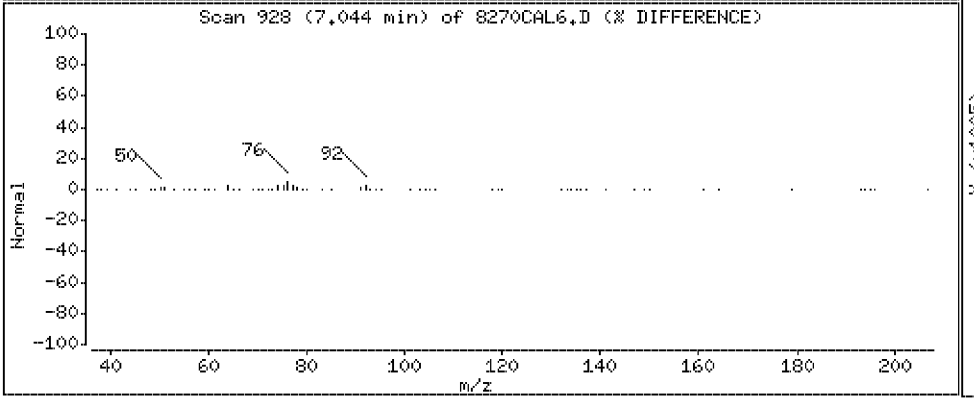

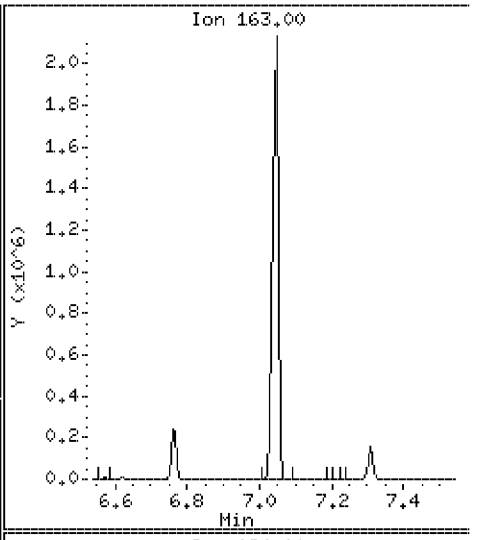

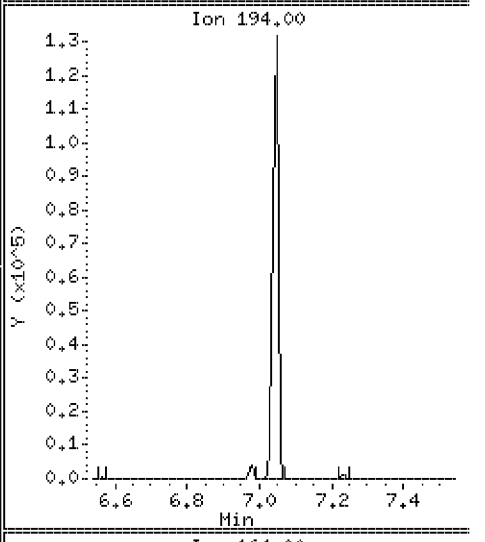

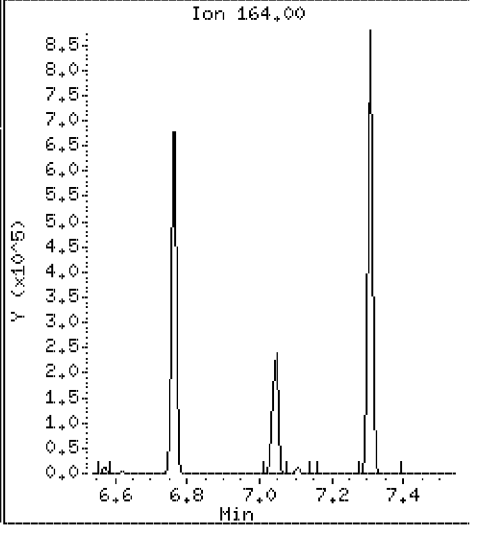

Data File: \\Svecd04\DD\chem\smsd03.i\S3042312.b\8270CAL6.D

Date : 23-APR-2012 10:47

Client ID: 8270CAL6 Instrument: smsd03.i

Sample Info: 45922

Purge Volume: 1000.0 Operator: PEL

Column phase: HPMS-5 Column diameter: 0.25

68 Acenaphthylene Concentration: 76.5 ug/l

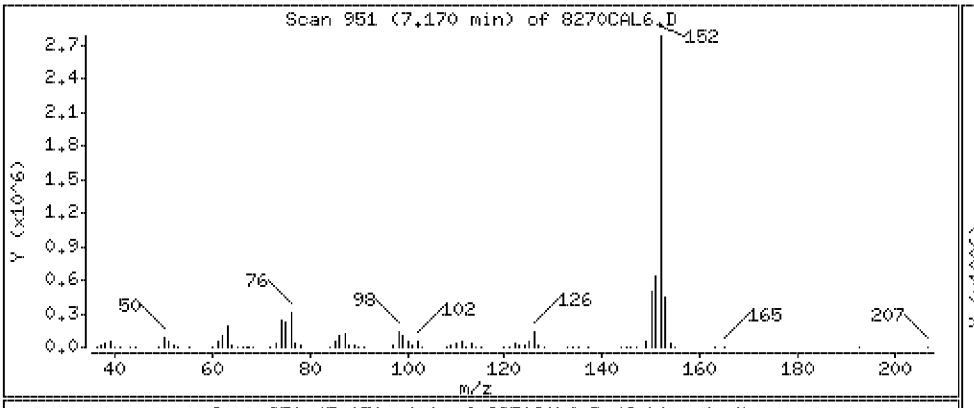

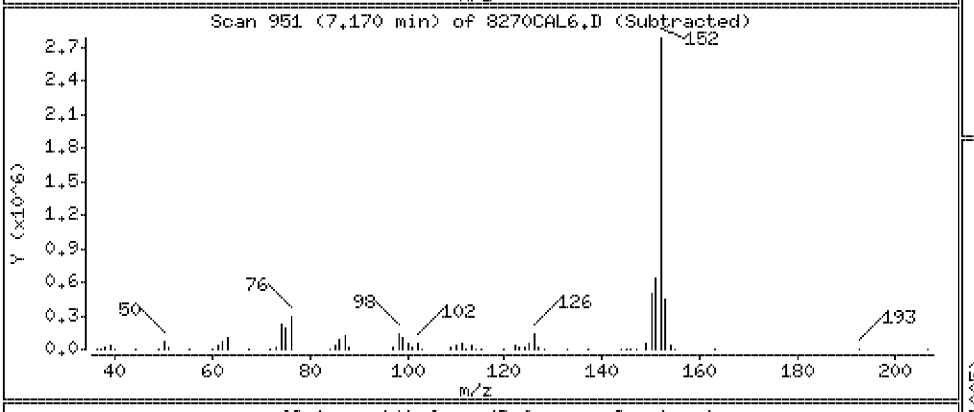

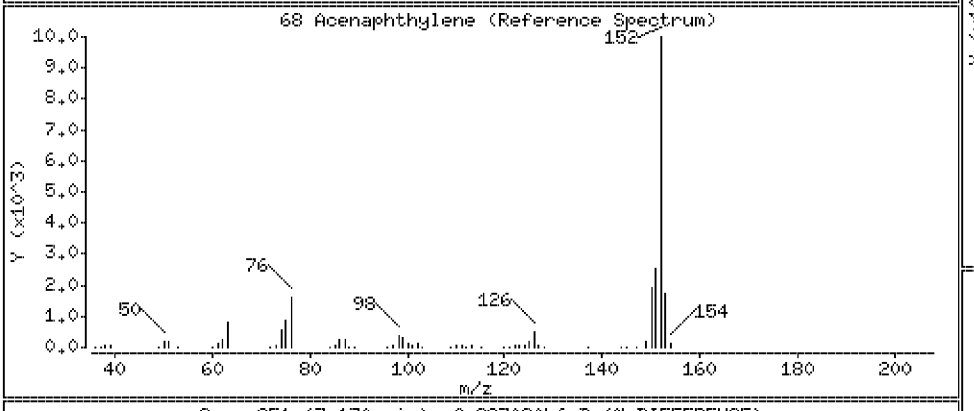

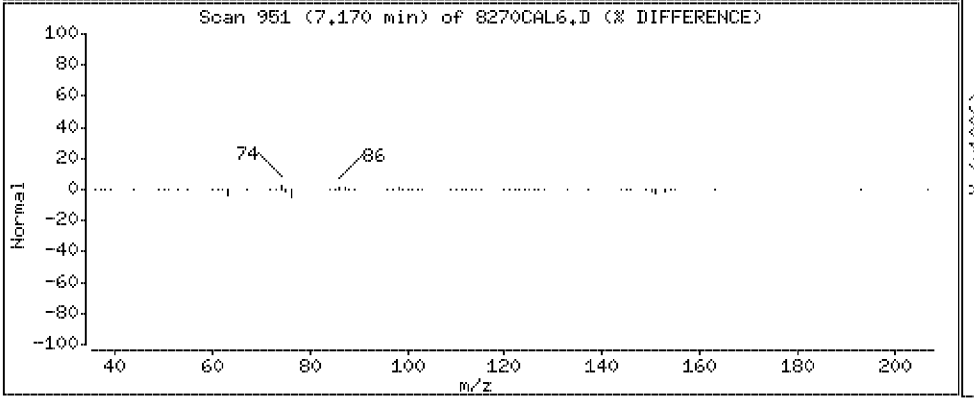

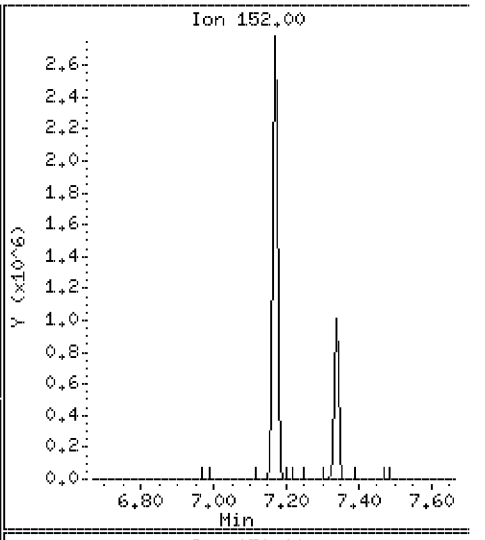

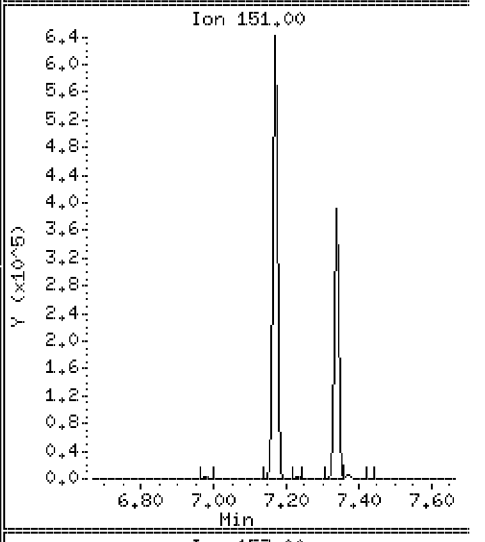

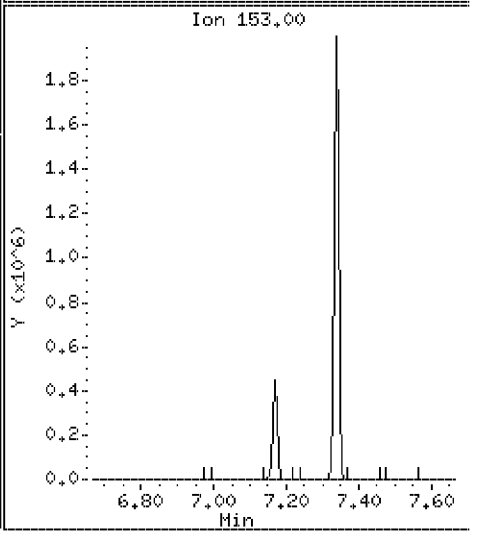

Data File: \\Svecd04\DD\chem\smsd03.i\S3042312.b\8270CAL6.D

Date : 23-APR-2012 10:47

Client ID: 8270CAL6 Instrument: smsd03.i

Sample Info: 45922

Purge Volume: 1000.0 Operator: PEL

Column phase: HPMS-5 Column diameter: 0.25

67 2,6-Dinitrotoluene Concentration: 79.3 ug/l

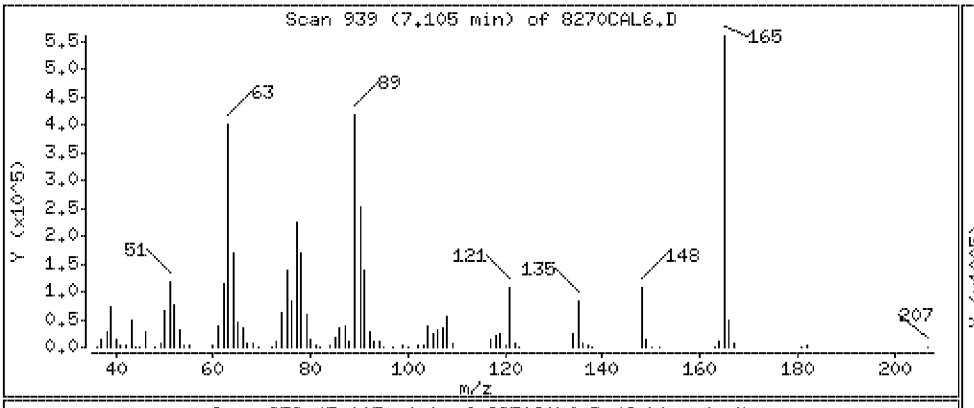

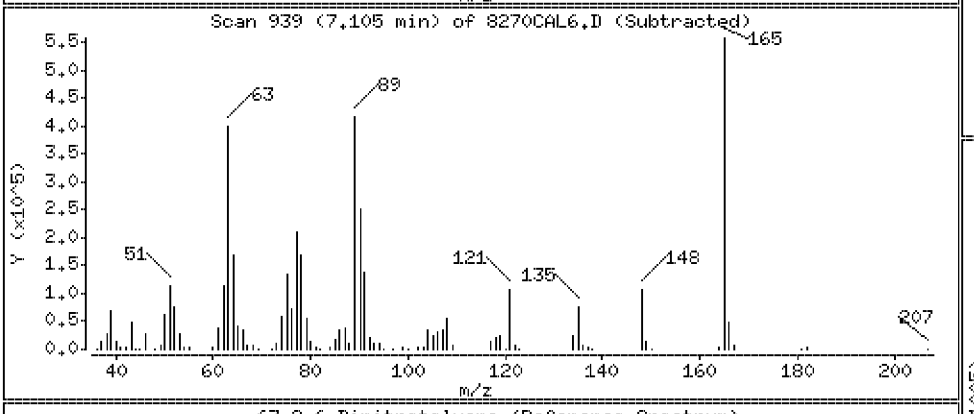

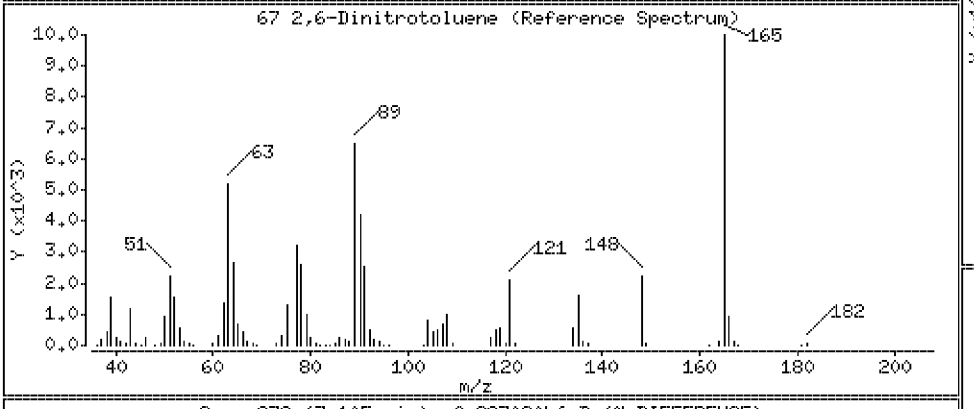

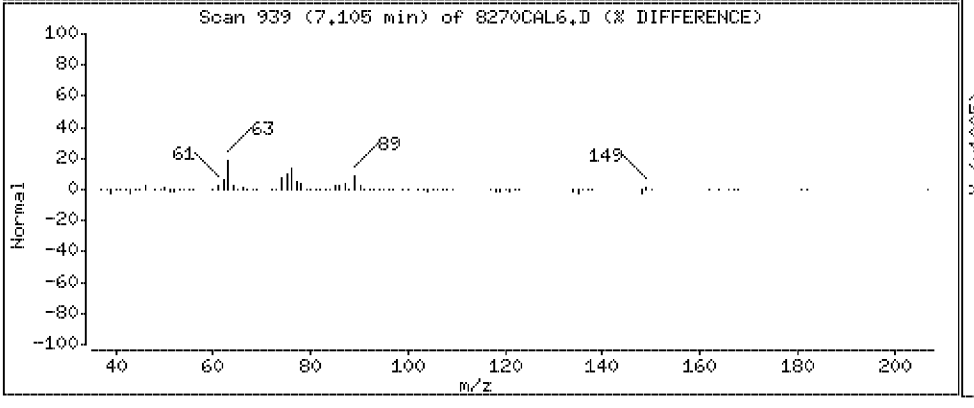

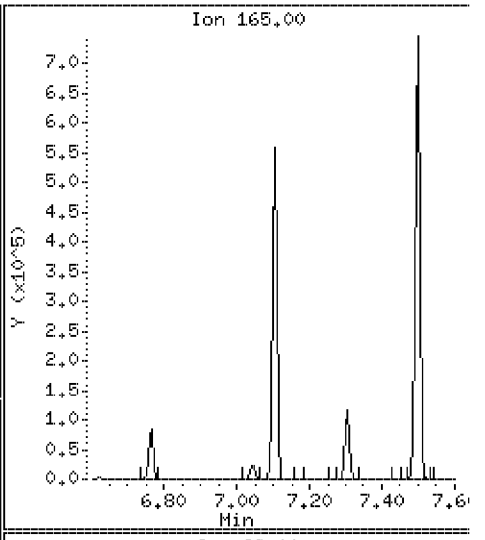

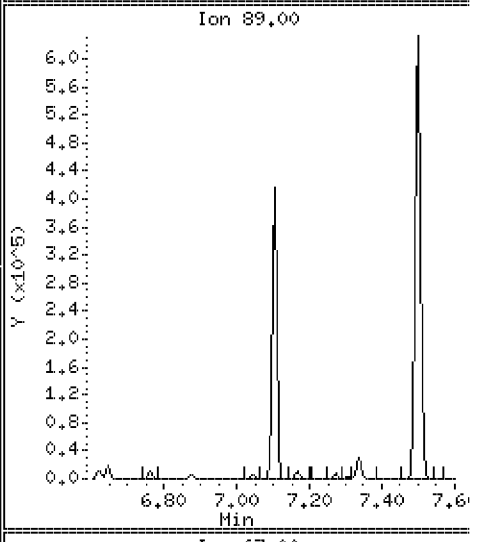

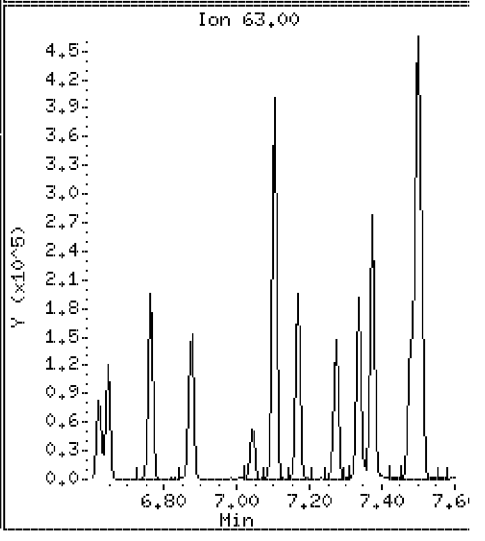

Data File: \\Svecd04\DD\chem\smsd03.i\S3042312.b\8270CAL6.D

Date : 23-APR-2012 10:47

Client ID: 8270CAL6 Instrument: smsd03.i

Sample Info: 45922

Purge Volume: 1000.0 Operator: PEL

Column phase: HPMS-5 Column diameter: 0.25

69 3-Nitroaniline Concentration: 77.1 ug/l

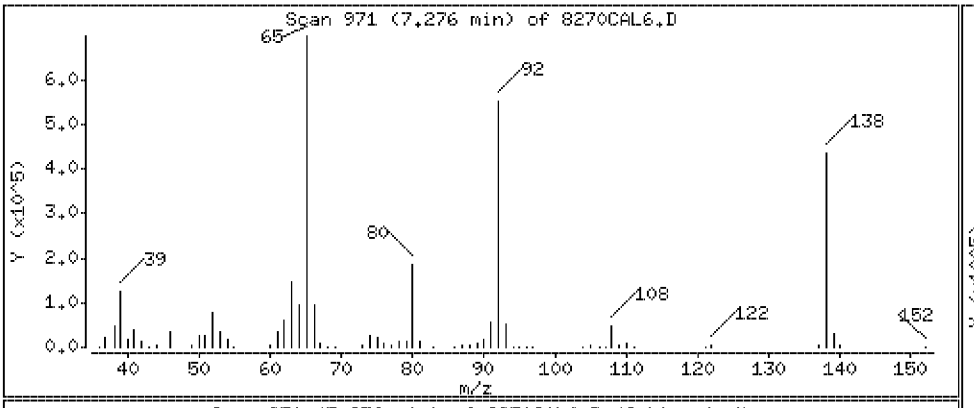

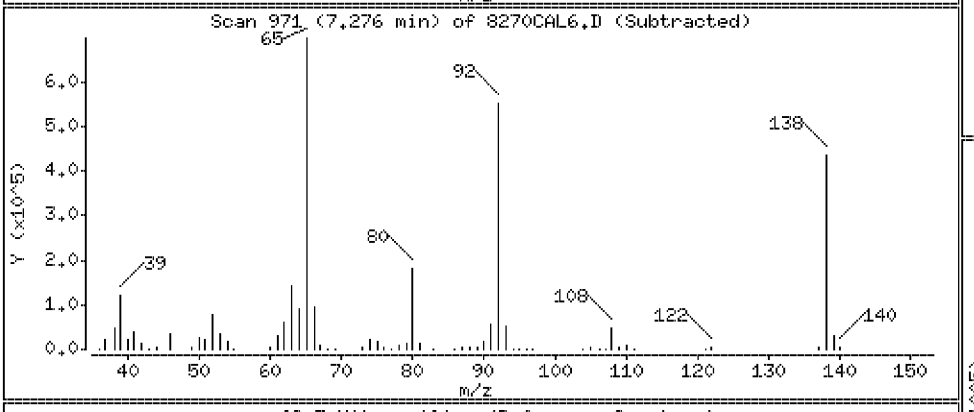

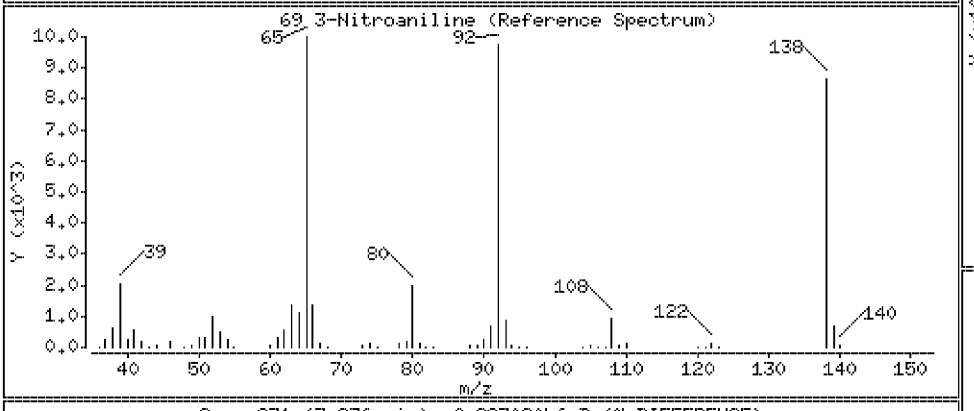

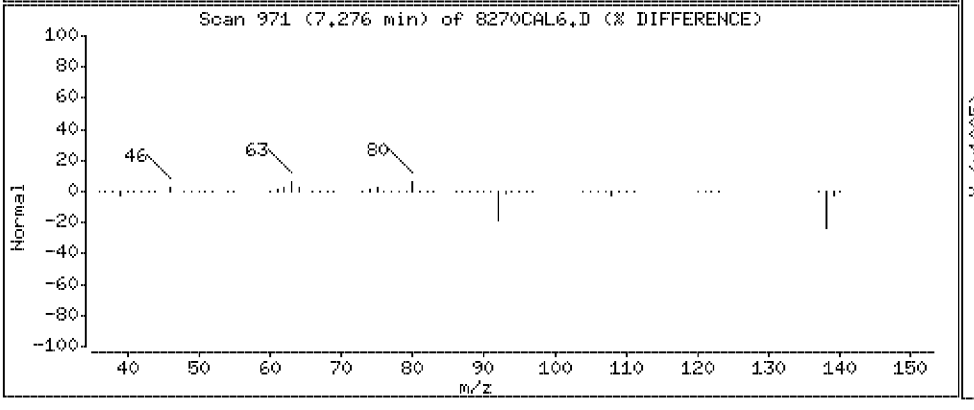

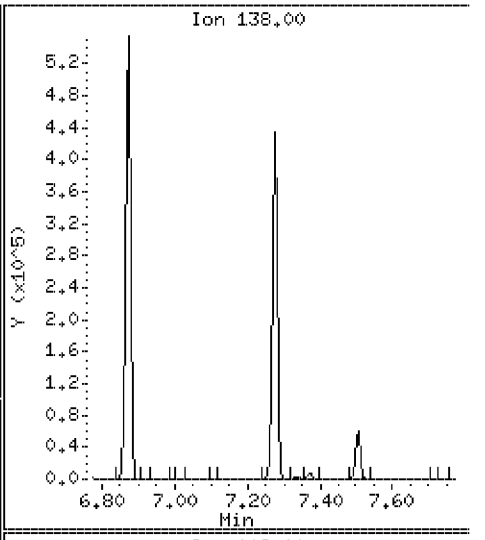

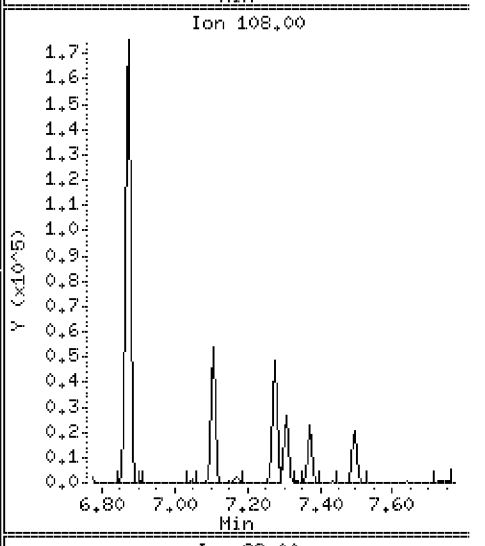

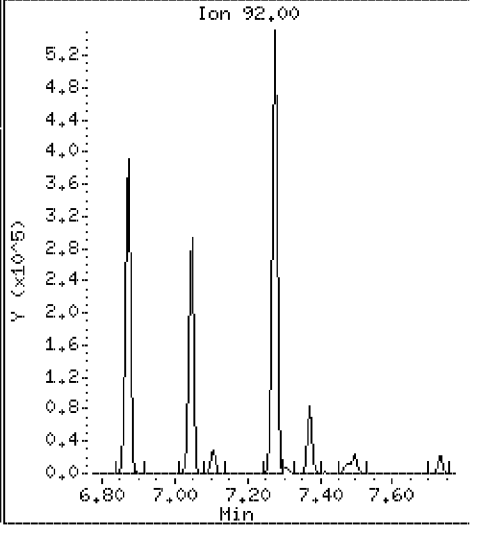

Data File: \\Svecd04\DD\chem\smsd03.i\S3042312.b\8270CAL6.D

Date : 23-APR-2012 10:47

Client ID: 8270CAL6 Instrument: smsd03.i

Sample Info: 45922

Purge Volume: 1000.0 Operator: PEL

Column phase: HPMS-5 Column diameter: 0.25

71 Acenaphthene Concentration: 78.9 ug/l

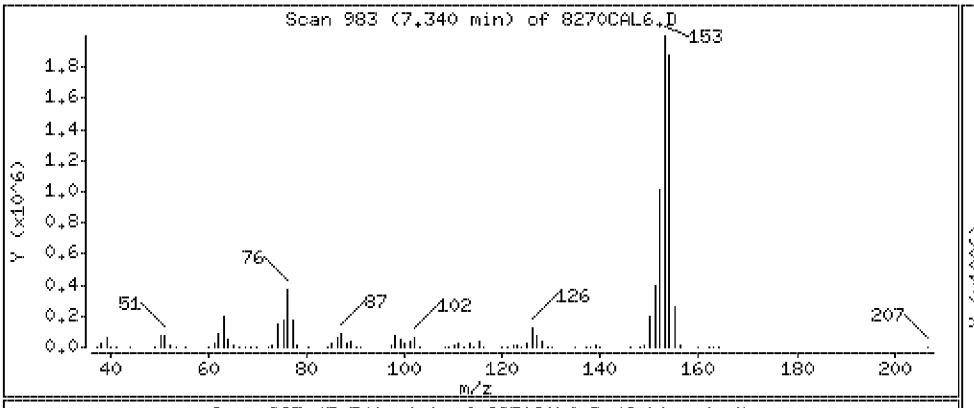

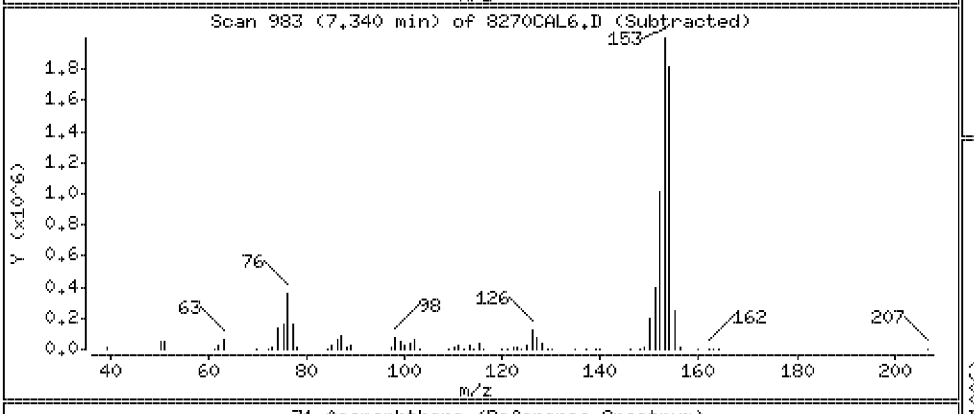

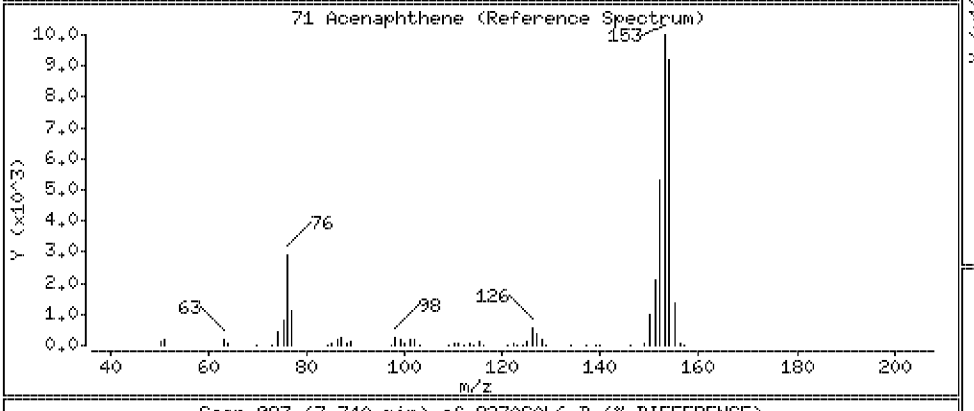

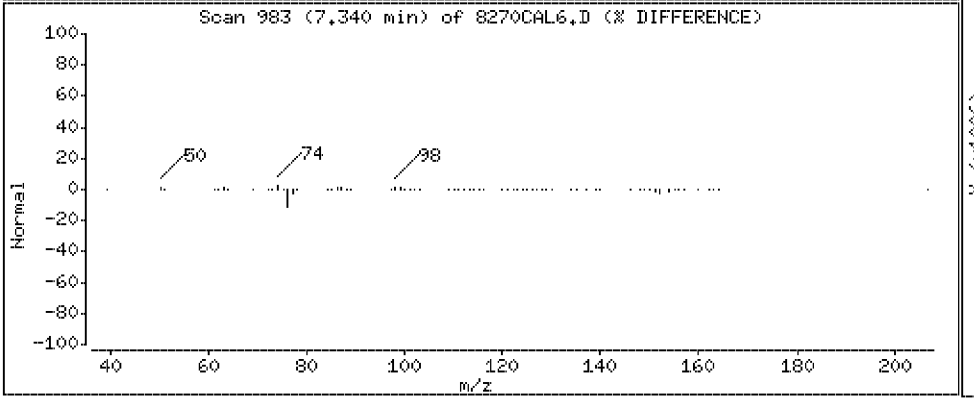

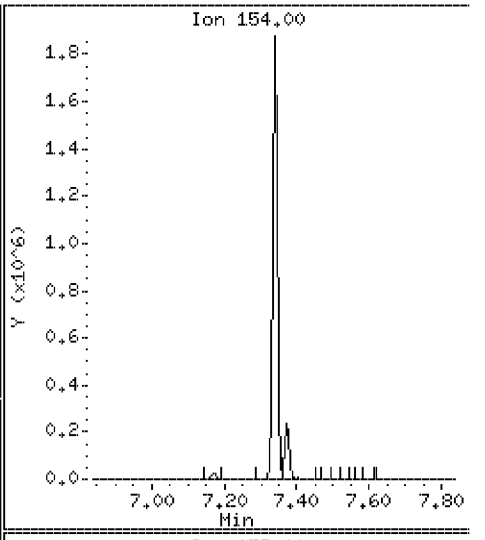

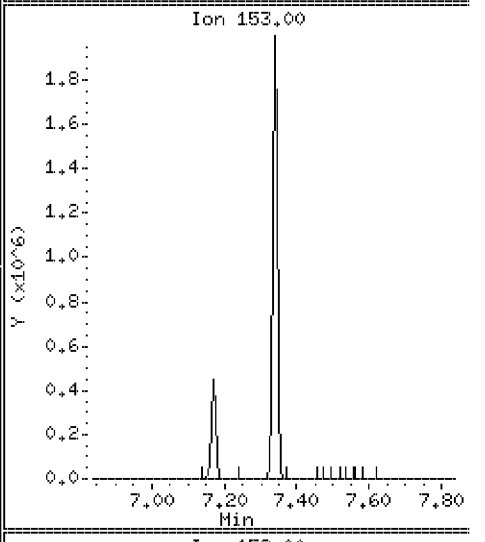

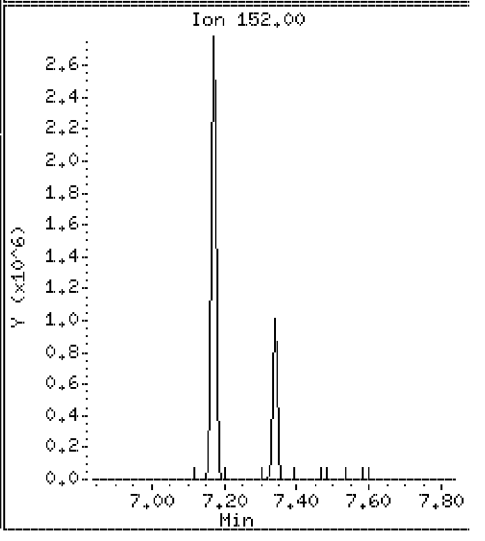

Data File: \\Svecd04\DD\chem\smsd03.i\S3042312.b\8270CAL6.D

Date : 23-APR-2012 10:47

Client ID: 8270CAL6 Instrument: smsd03.i

Sample Info: 45922

Purge Volume: 1000.0 Operator: PEL

Column phase: HPMS-5 Column diameter: 0.25

72 2,4-Dinitrophenol Concentration: 75.3 ug/l

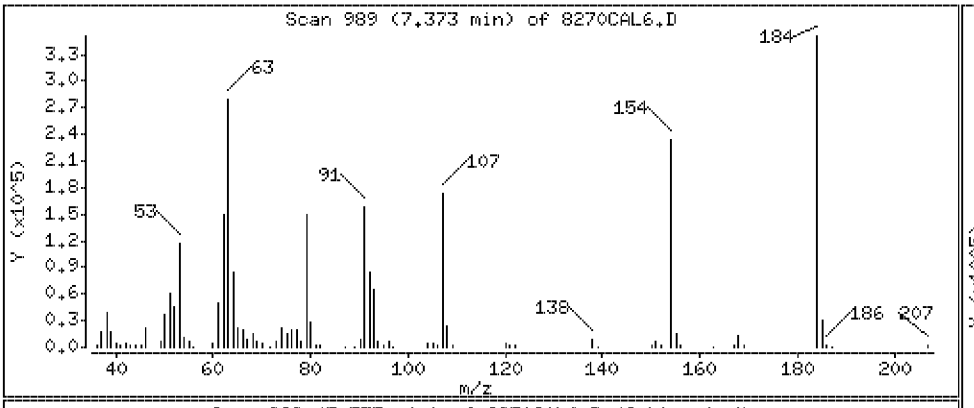

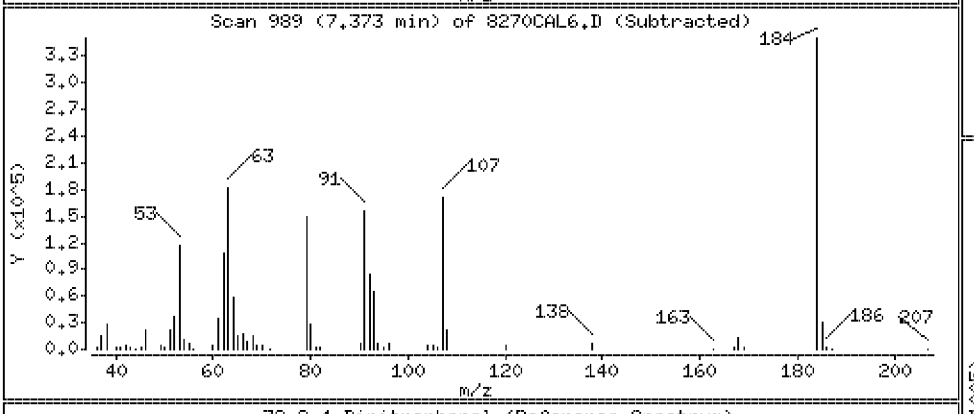

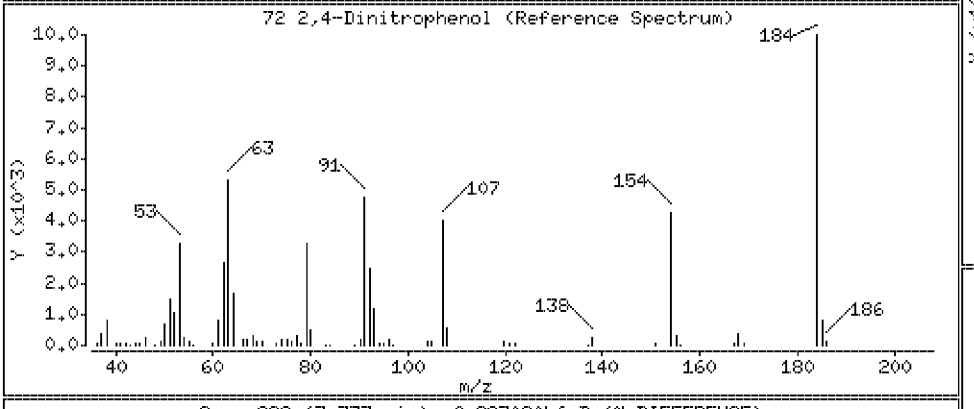

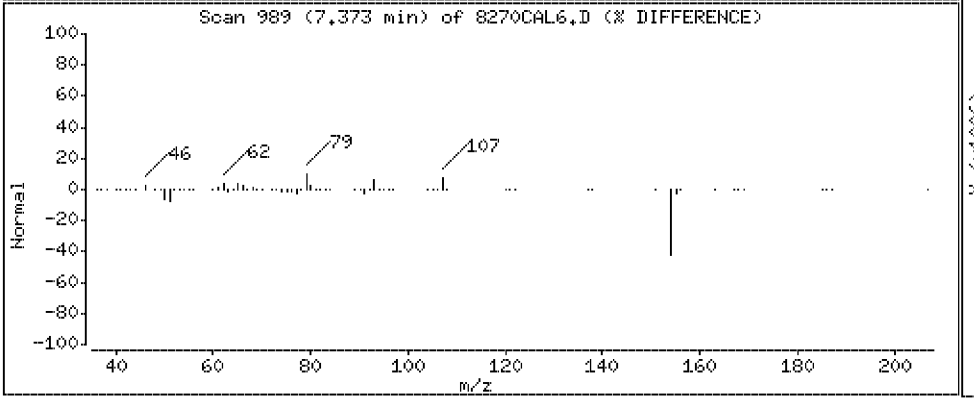

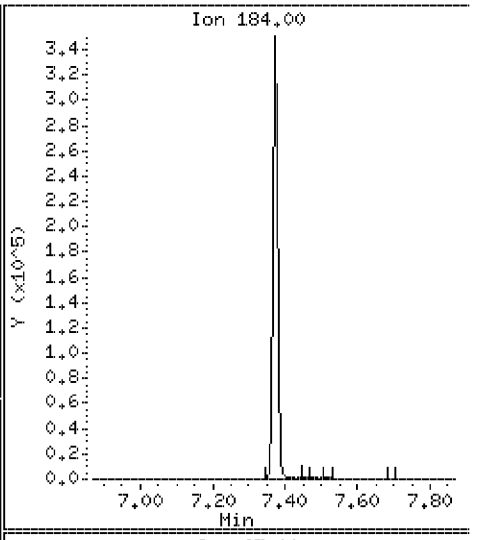

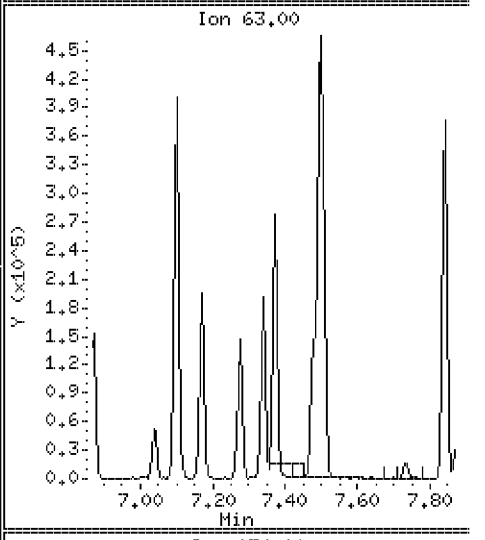

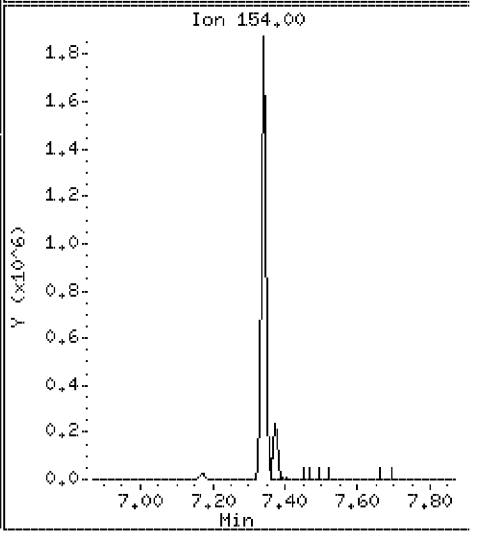

Data File: \\Svecd04\DD\chem\smsd03.i\S3042312.b\8270CAL6.D

Date : 23-APR-2012 10:47

Client ID: 8270CAL6

Instrument: smsd03.i

Sample Info: 45922

Purge Volume: 1000.0

Operator: PEL

Column phase: HPMS-5

Column diameter: 0.25

74 4-Nitrophenol

Concentration: 78.5 ug/l

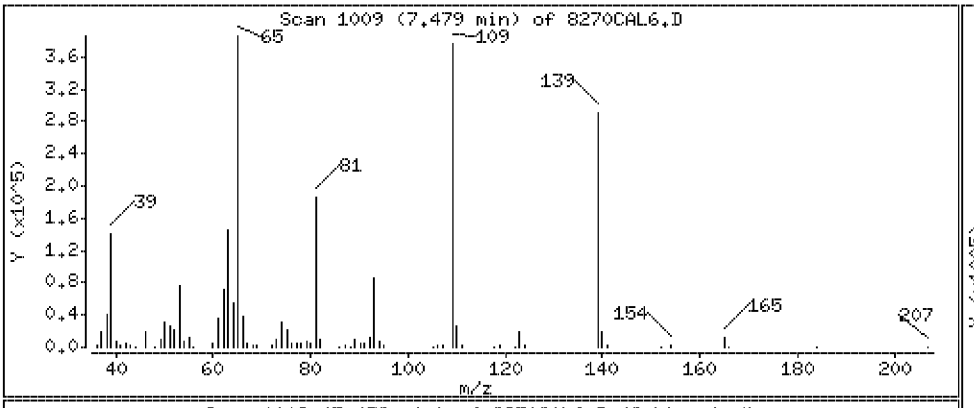

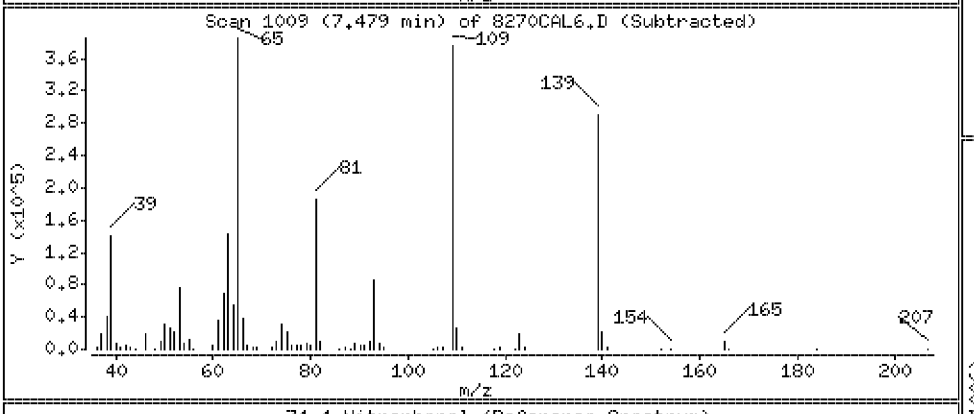

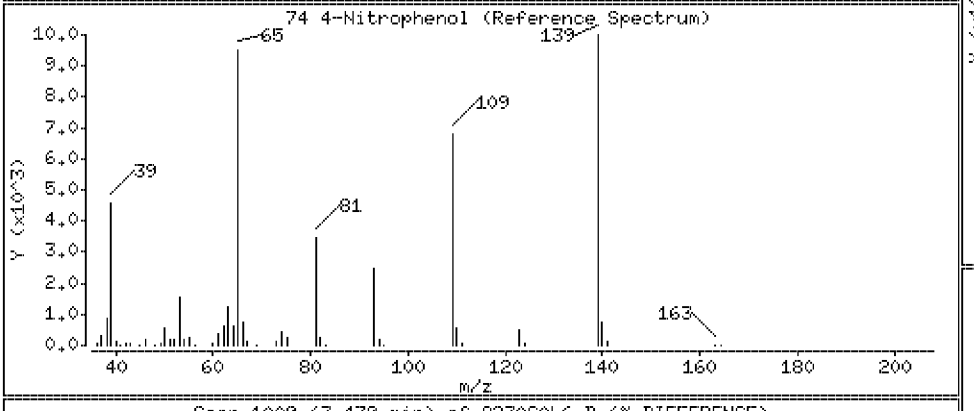

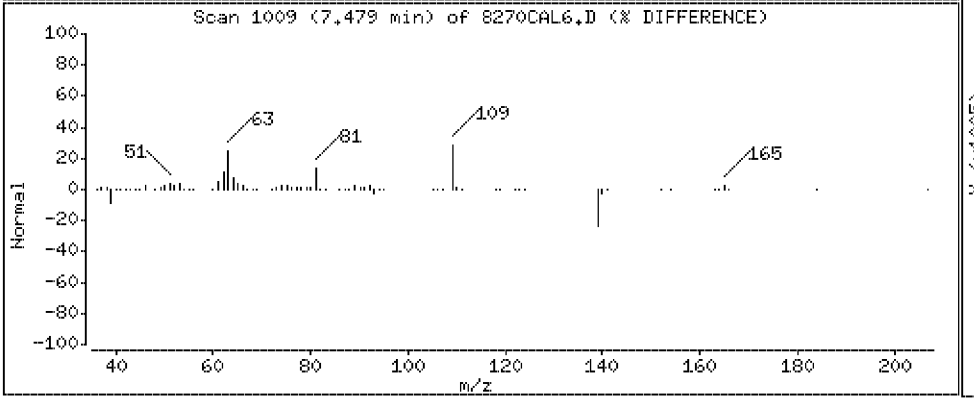

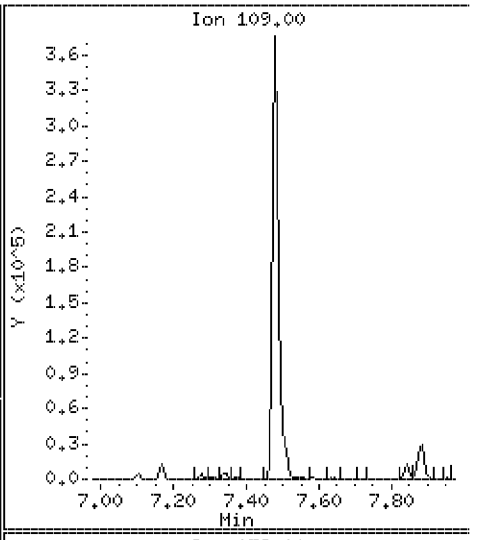

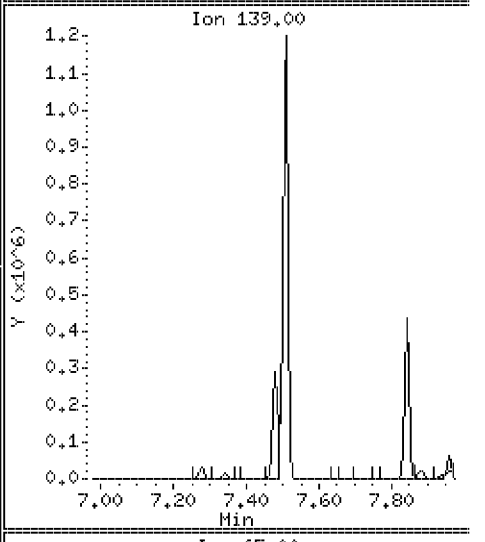

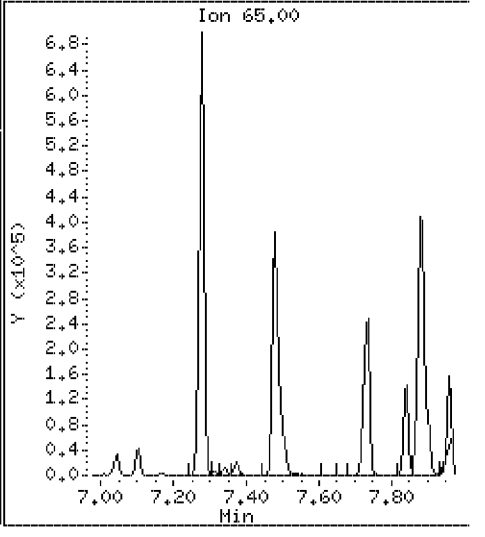

Data File: \\Svecd04\DD\chem\smsd03.i\S3042312.b\8270CAL6.D

Date : 23-APR-2012 10:47

Client ID: 8270CAL6 Instrument: smsd03.i

Sample Info: 45922

Purge Volume: 1000.0 Operator: PEL

Column phase: HPMS-5 Column diameter: 0.25

75 Dibenzofuran Concentration: 76.2 ug/l

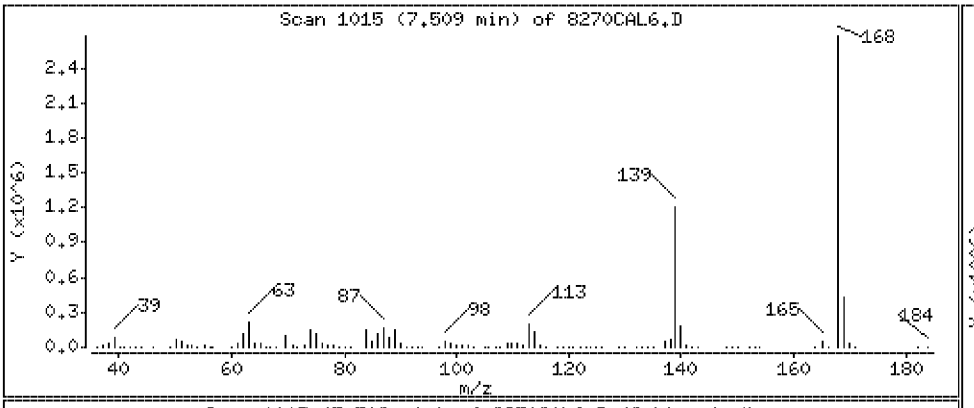

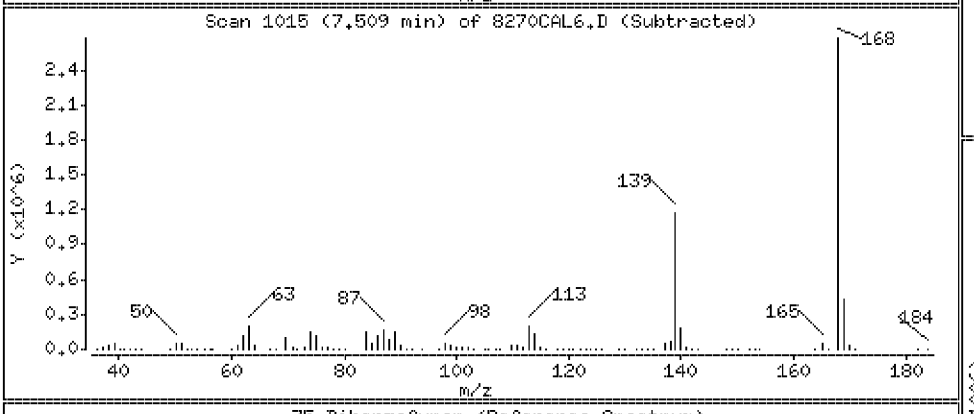

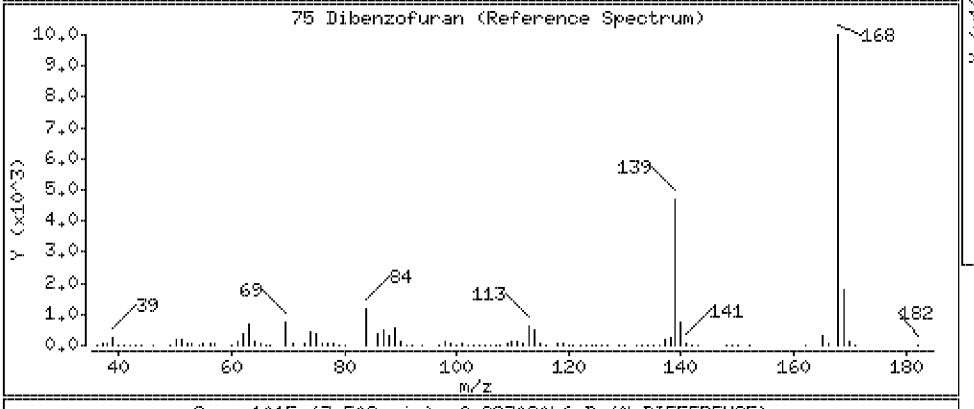

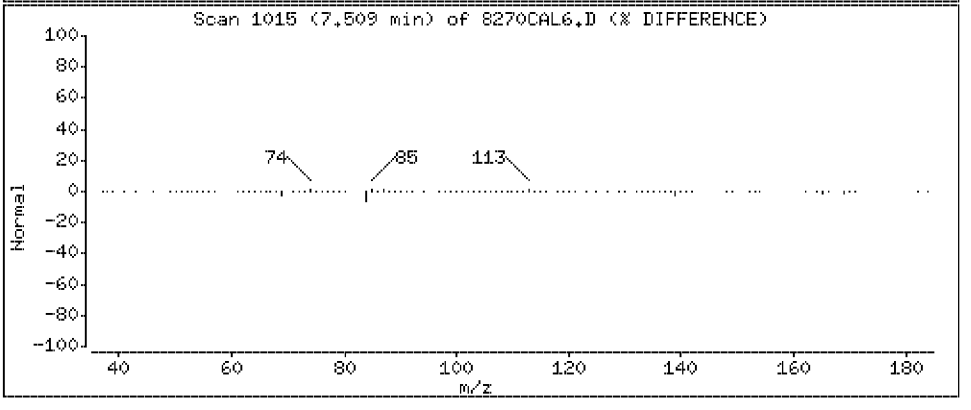

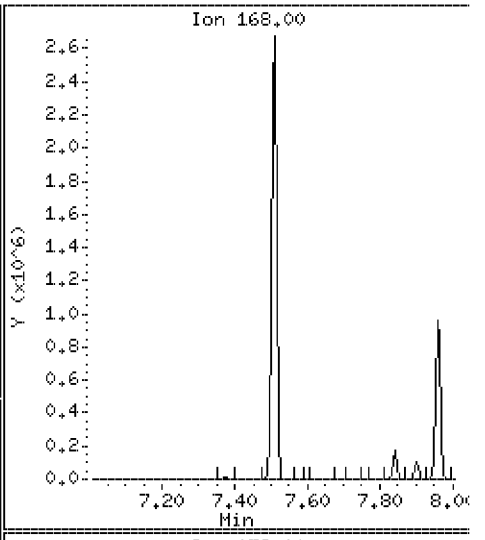

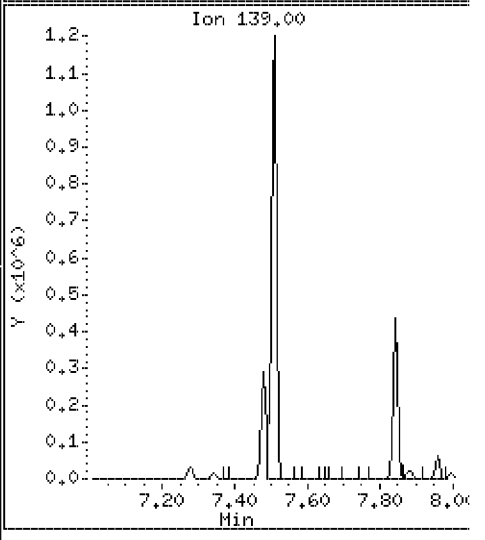

Data File: \\Svecd04\DD\chem\smsd03.i\S3042312.b\8270CAL6.D

Date : 23-APR-2012 10:47

Client ID: 8270CAL6

Instrument: smsd03.i

Sample Info: 45922

Purge Volume: 1000.0

Operator: PEL

Column phase: HPMS-5

Column diameter: 0.25

76 2,4-Dinitrotoluene

Concentration: 80.2 ug/l

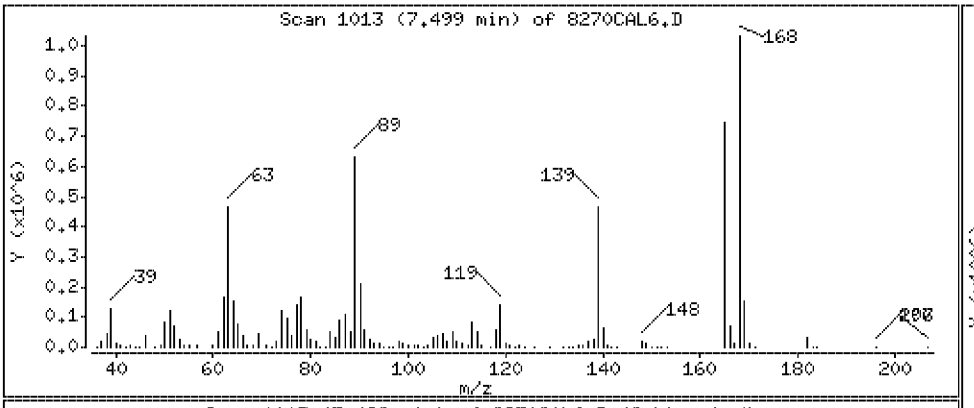

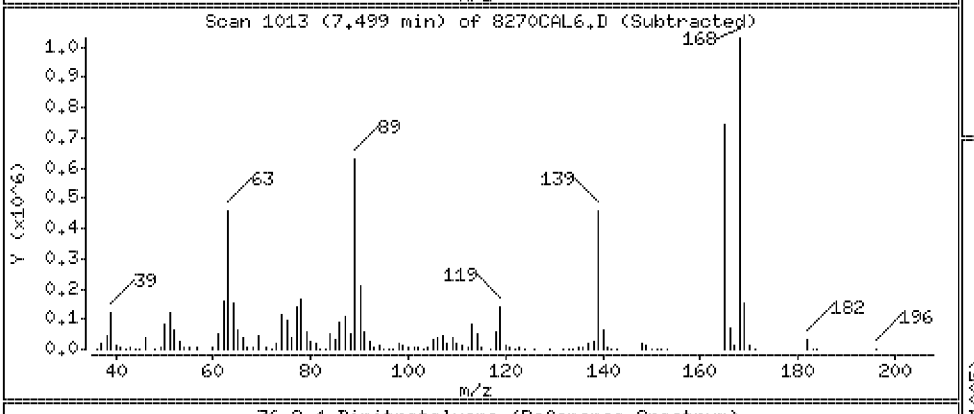

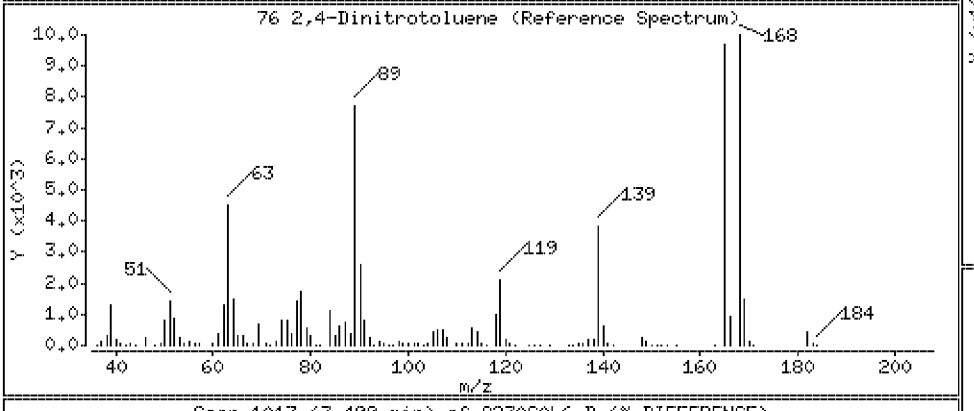

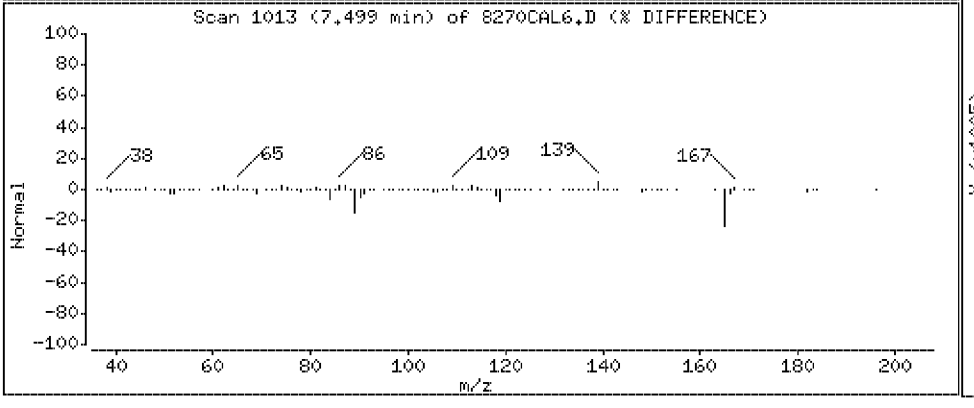

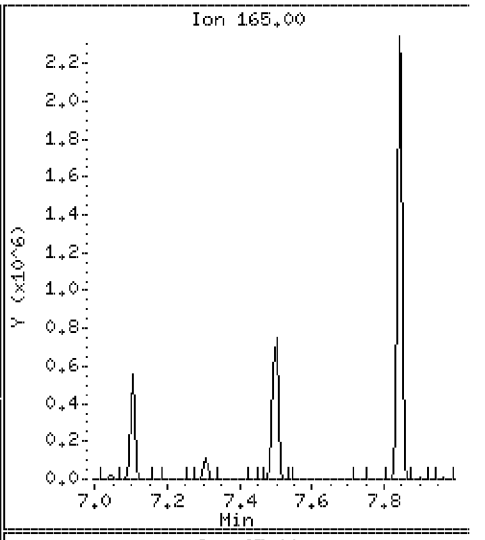

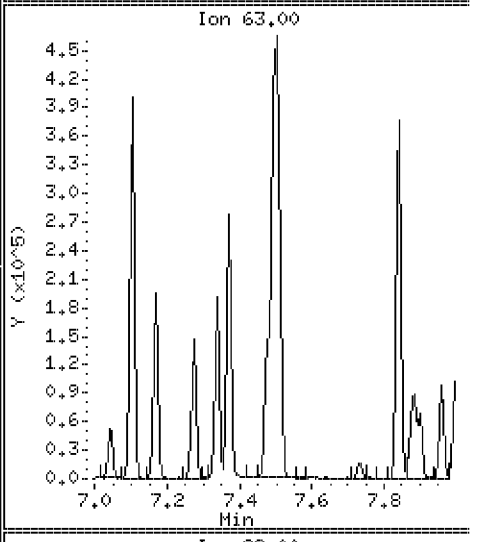

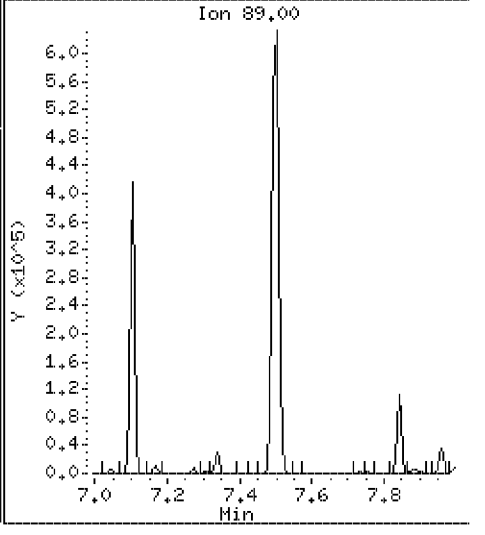

Data File: \\Svecd04\DD\chem\smsd03.i\S3042312.b\8270CAL6.D

Date : 23-APR-2012 10:47

Client ID: 8270CAL6 Instrument: smsd03.i

Sample Info: 45922

Purge Volume: 1000.0 Operator: PEL

Column phase: HPMS-5 Column diameter: 0.25

80 Diethylphthalate Concentration: 74.9 ug/l

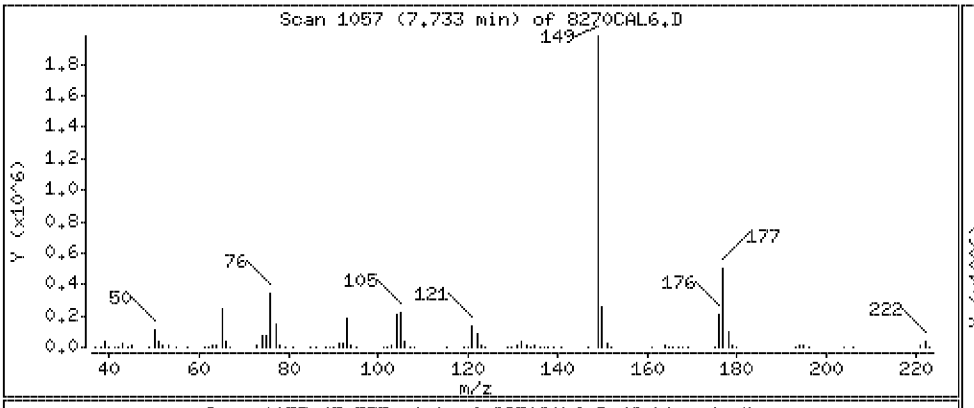

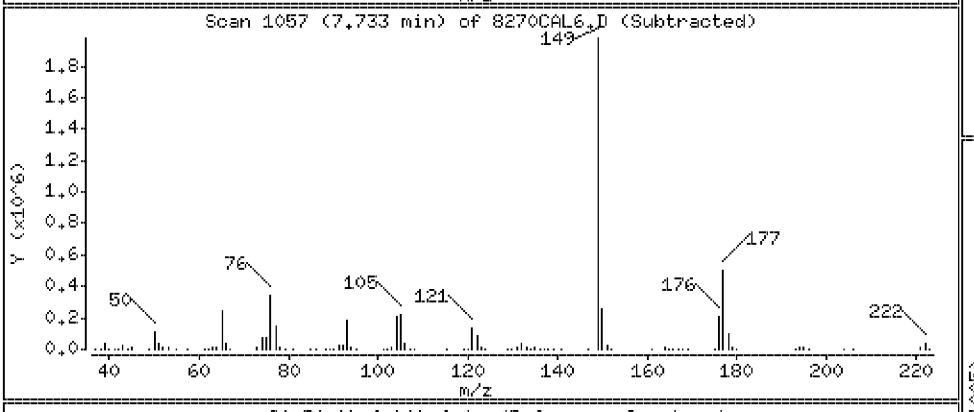

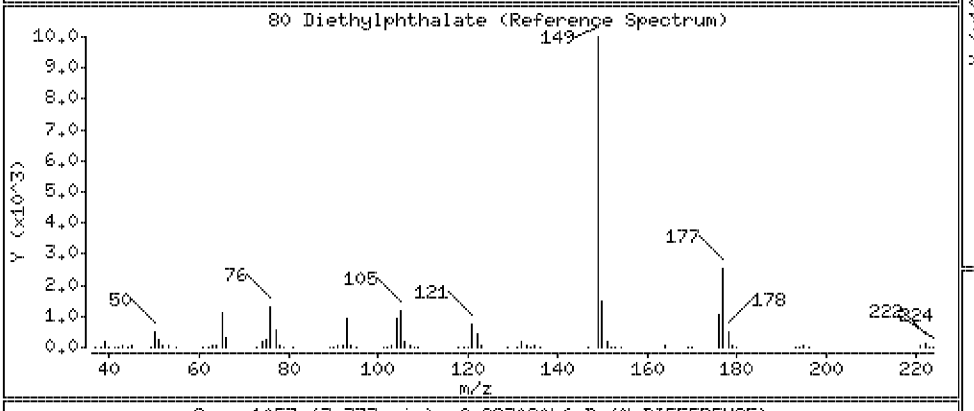

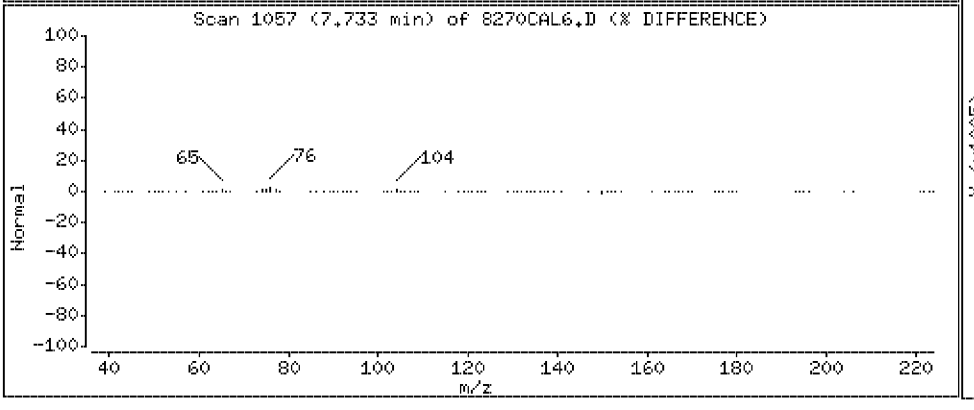

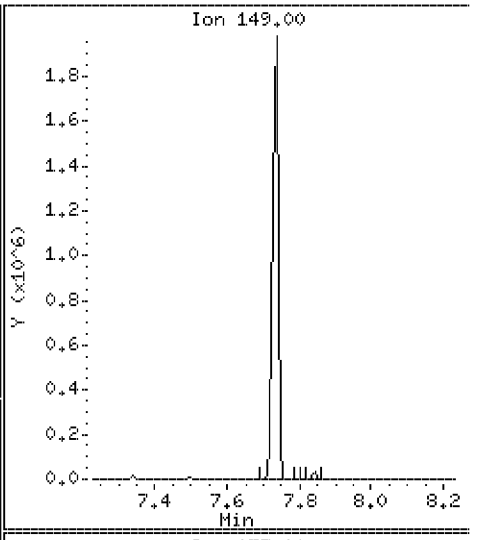

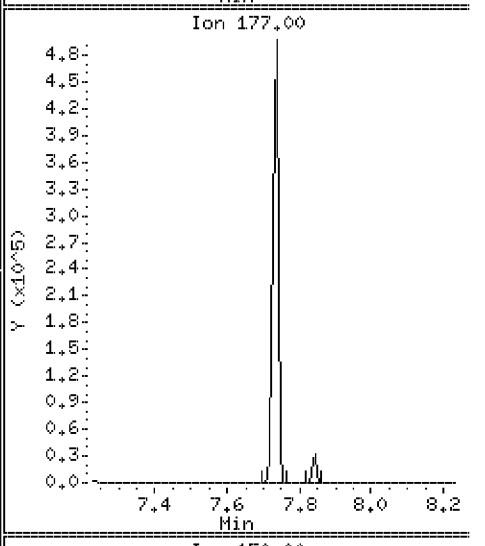

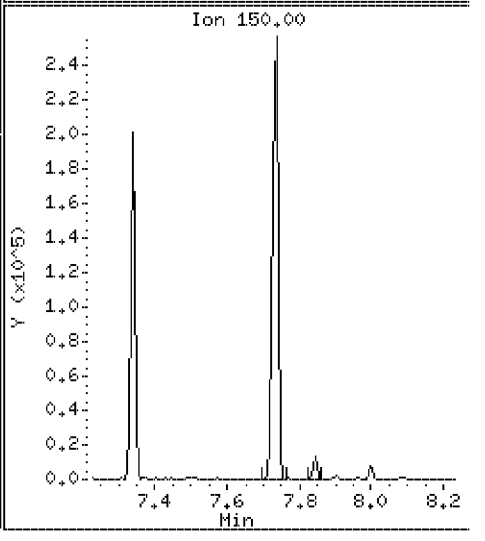

Data File: \\Svecd04\DD\chem\smsd03.i\S3042312.b\8270CAL6.D

Date : 23-APR-2012 10:47

Client ID: 8270CAL6

Instrument: smsd03.i

Sample Info: 45922

Purge Volume: 1000.0

Operator: PEL

Column phase: HPMS-5

Column diameter: 0.25

81 Fluorene

Concentration: 81.0 ug/l

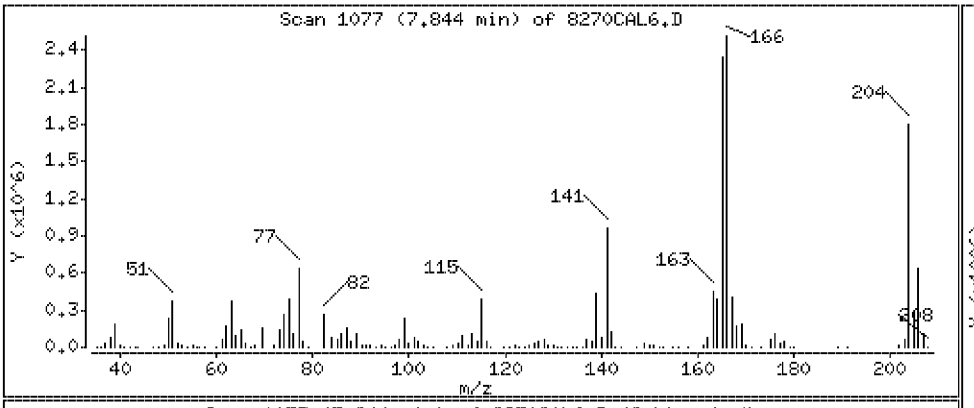

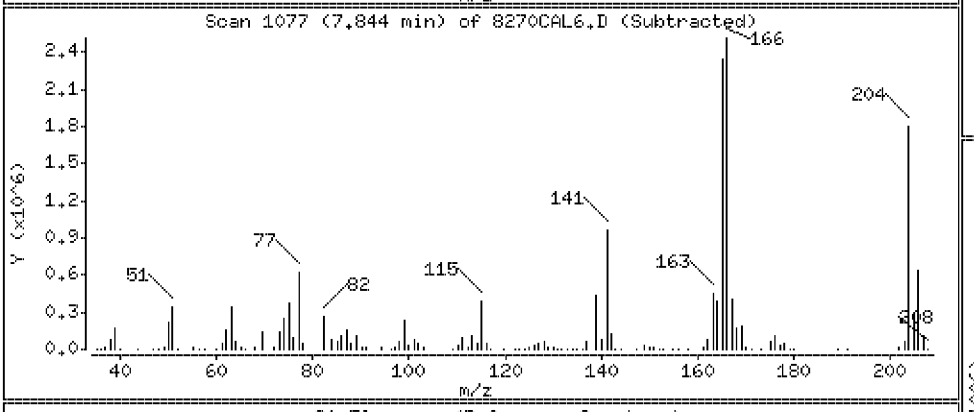

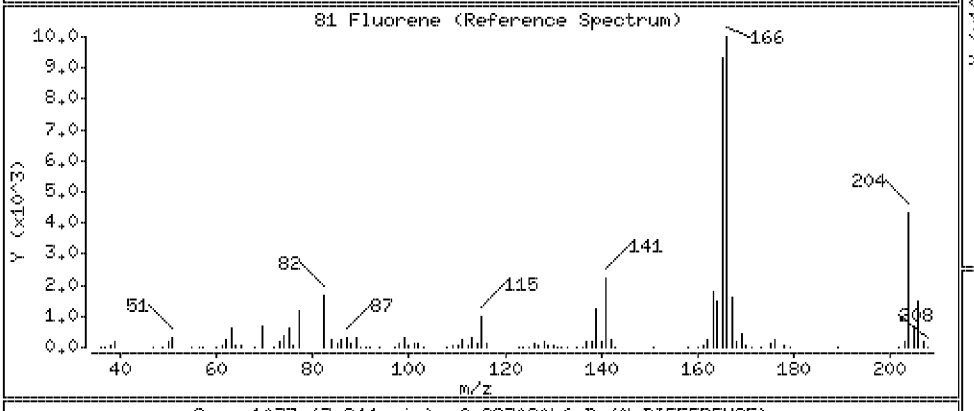

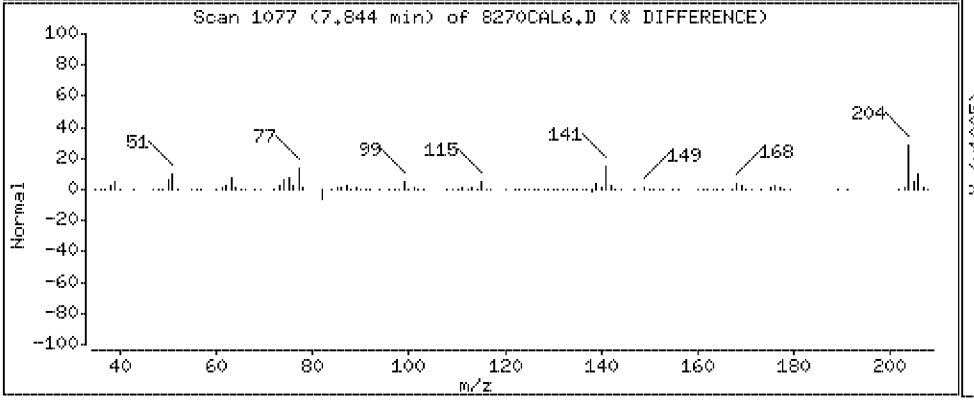

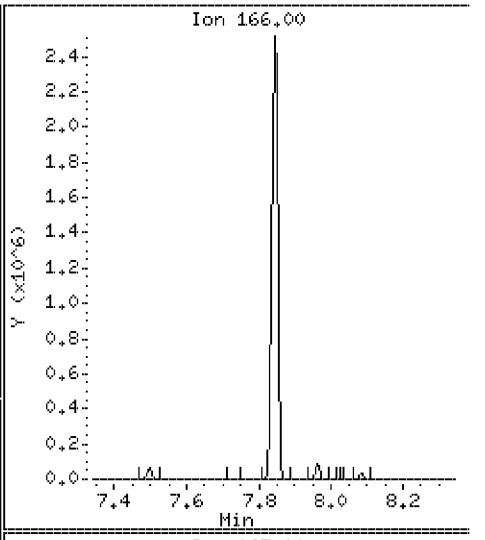

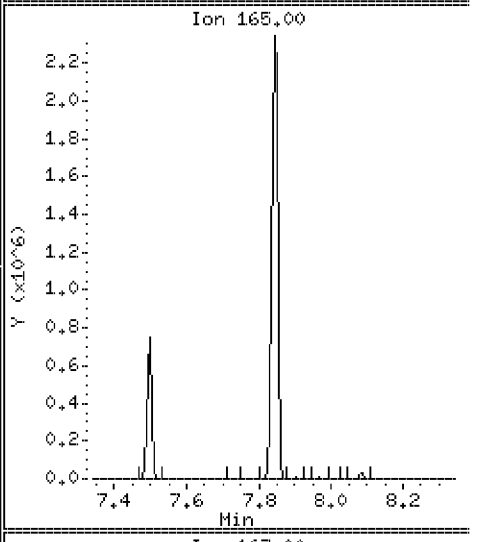

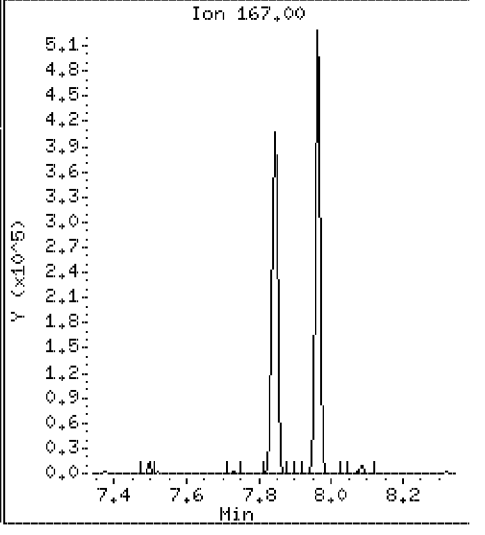

Data File: \\Svecd04\DD\chem\smsd03.i\S3042312.b\8270CAL6.D

Date : 23-APR-2012 10:47

Client ID: 8270CAL6

Instrument: smsd03.i

Sample Info: 45922

Purge Volume: 1000.0

Operator: PEL

Column phase: HPMS-5

Column diameter: 0.25

82 4-Chlorophenyl-phenylether

Concentration: 82.4 ug/l

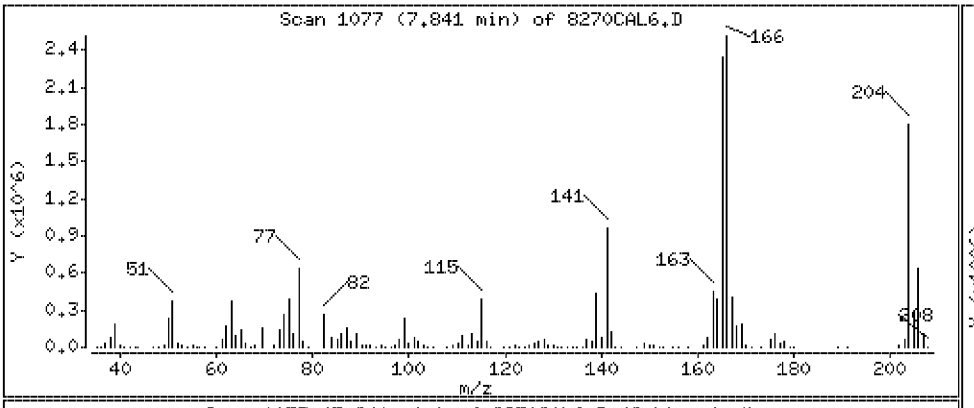

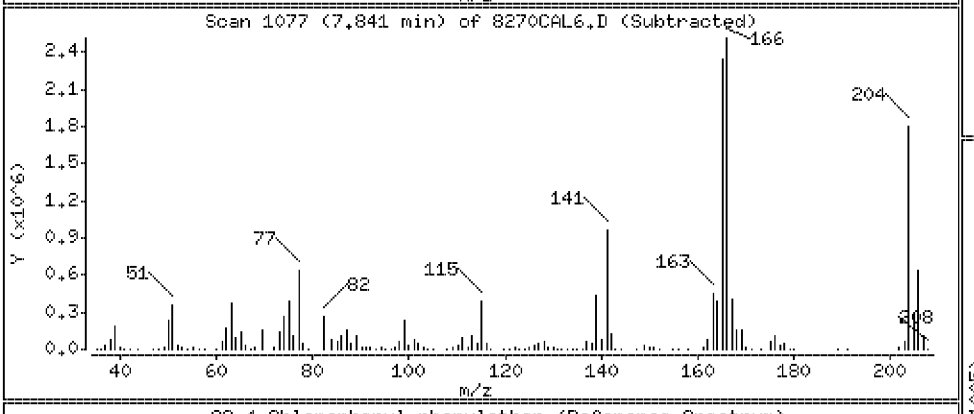

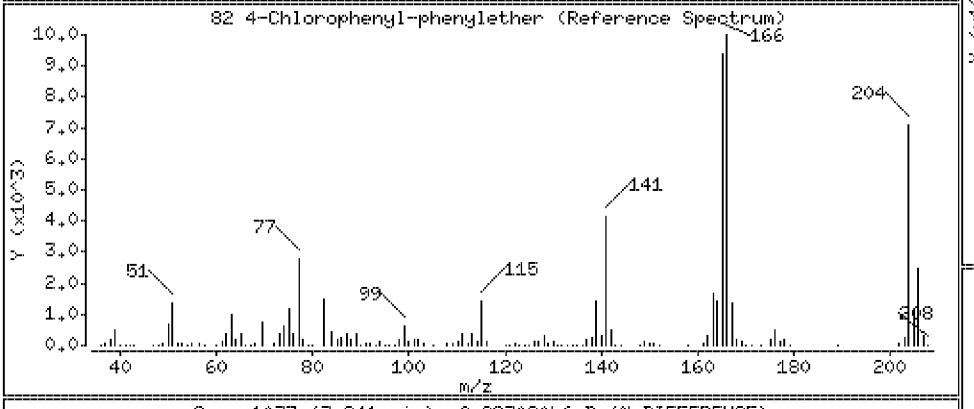

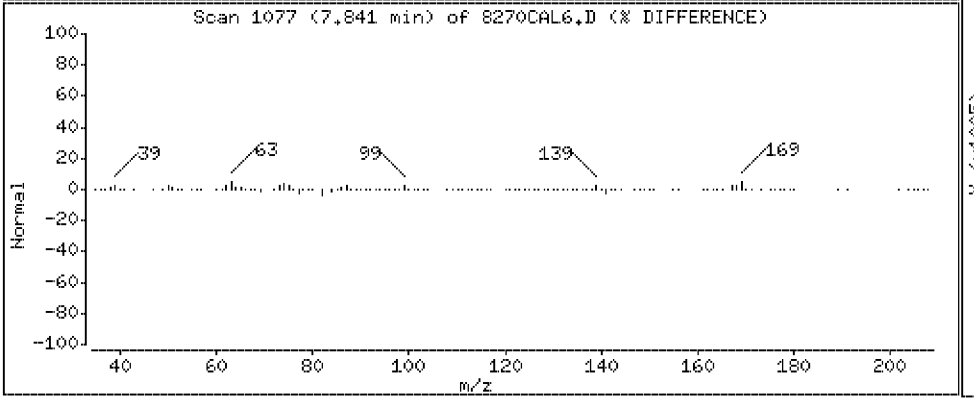

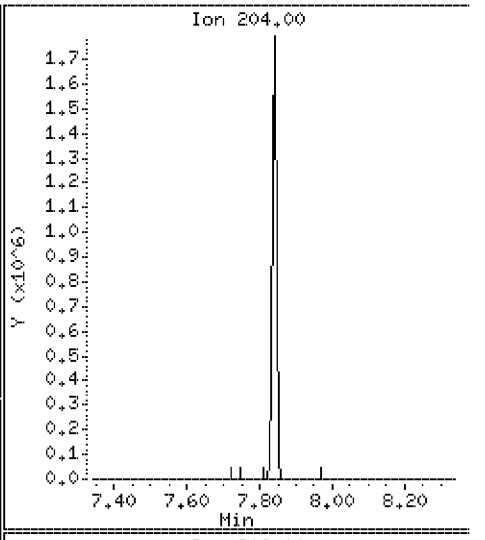

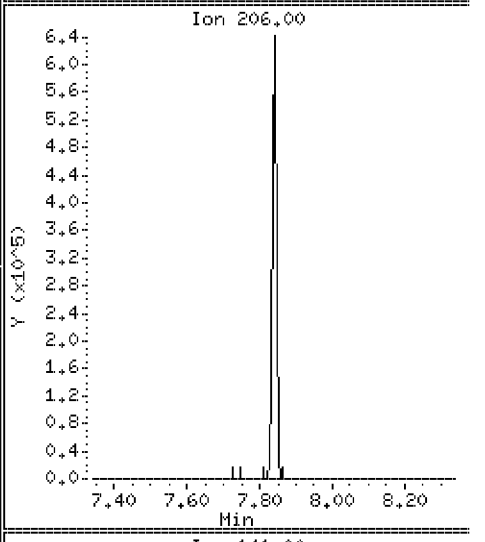

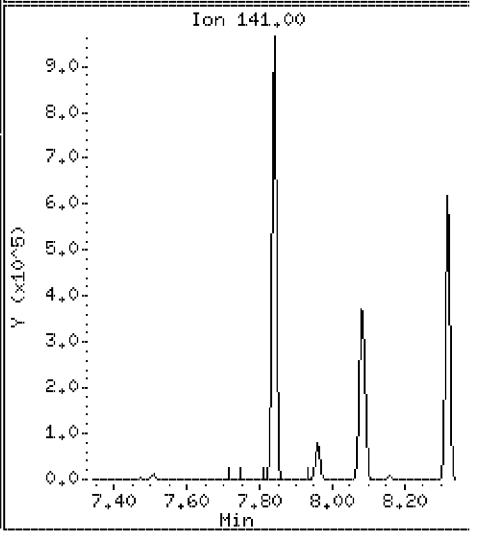

Data File: \\Svecd04\DD\chem\smsd03.i\S3042312.b\8270CAL6.D

Date : 23-APR-2012 10:47

Client ID: 8270CAL6 Instrument: smsd03.i

Sample Info: 45922

Purge Volume: 1000.0 Operator: PEL

Column phase: HPMS-5 Column diameter: 0.25

84 4-Nitroaniline Concentration: 76.0 ug/l

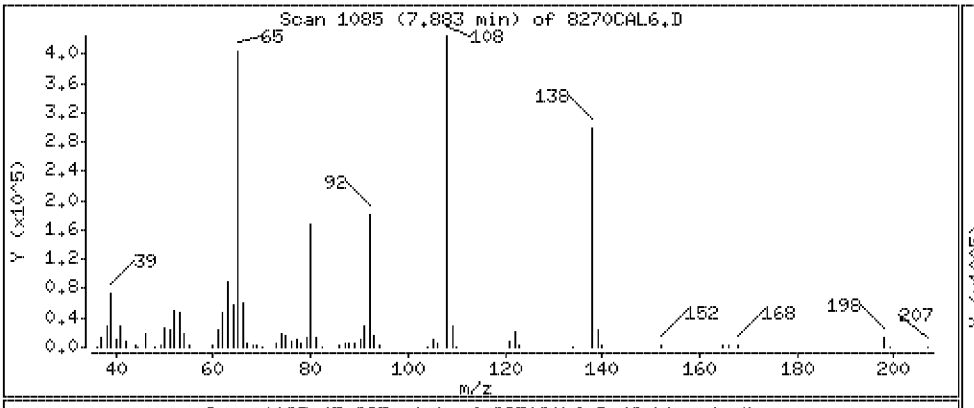

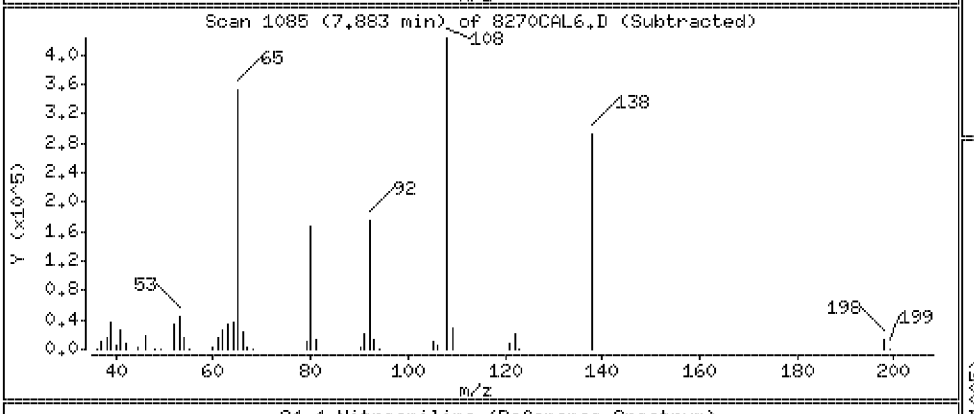

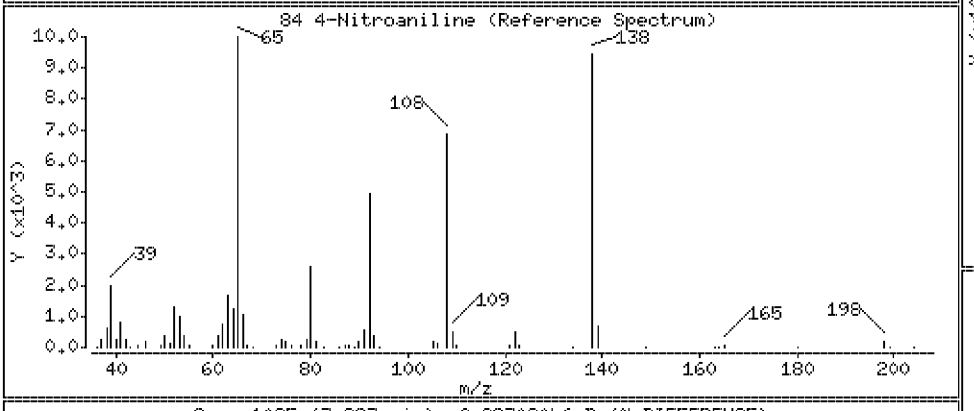

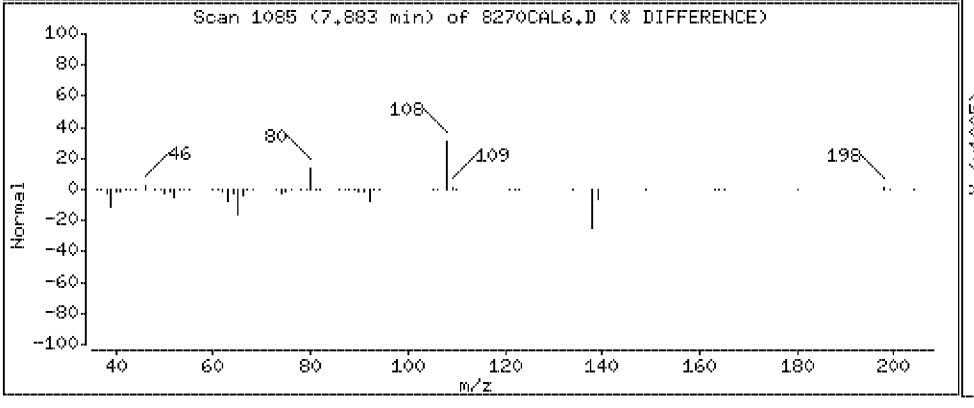

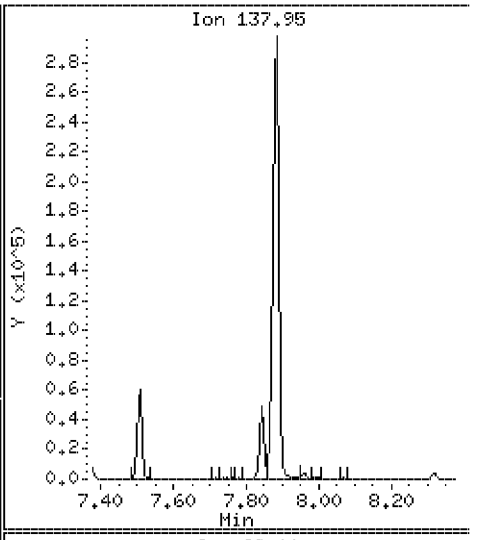

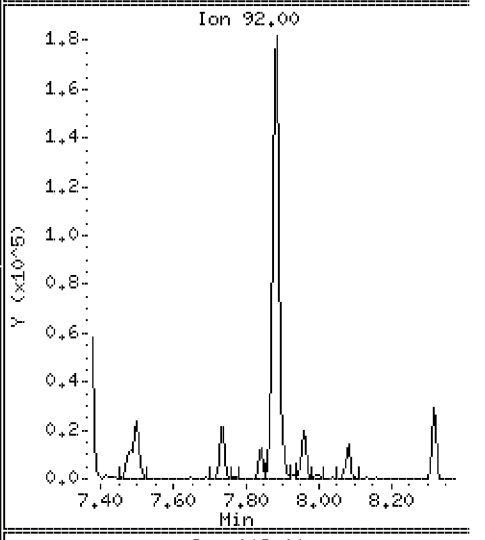

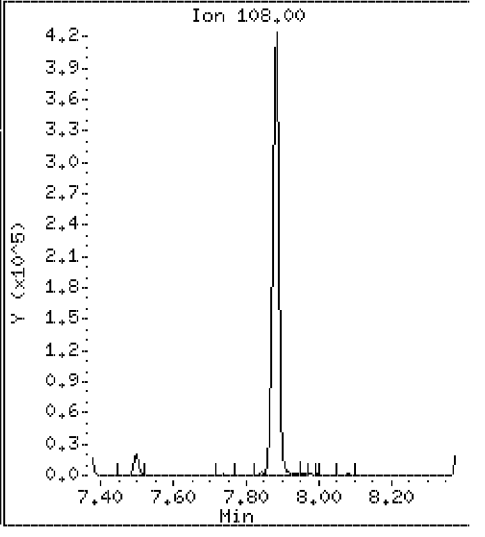

Data File: \\Svecd04\DD\chem\smsd03.i\S3042312.b\8270CAL6.D

Date : 23-APR-2012 10:47

Client ID: 8270CAL6

Instrument: smsd03.i

Sample Info: 45922

Purge Volume: 1000.0

Operator: PEL

Column phase: HPMS-5

Column diameter: 0.25

85 4,6-Dinitro-2-methylphenol

Concentration: 74.1 ug/l

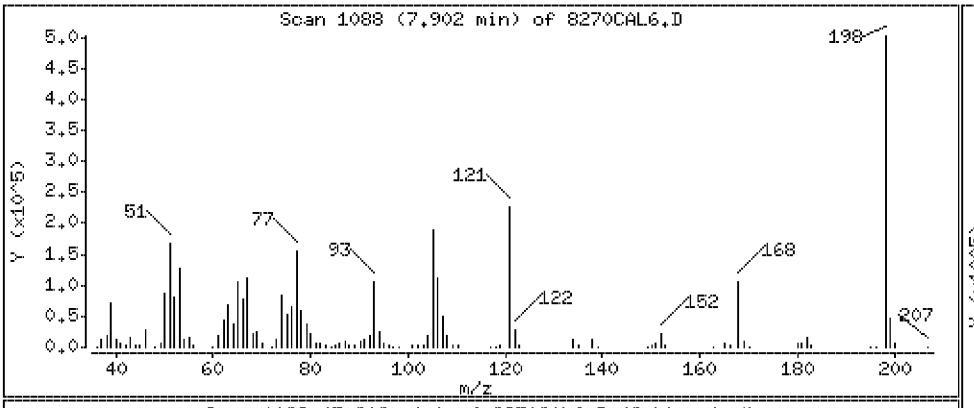

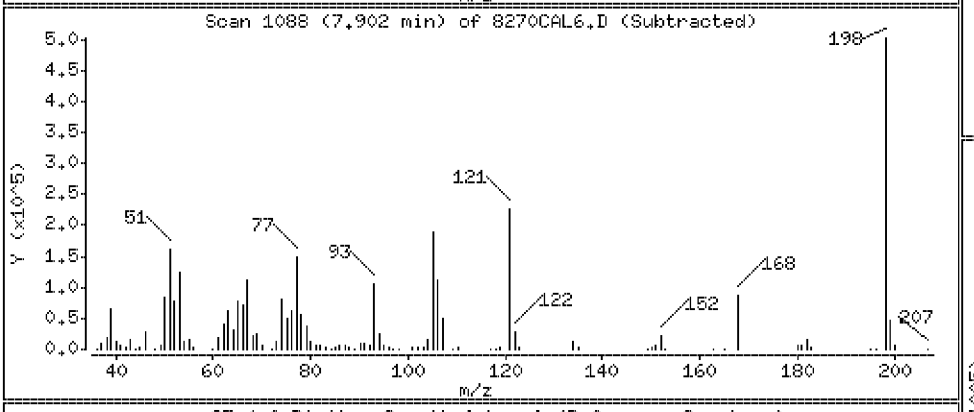

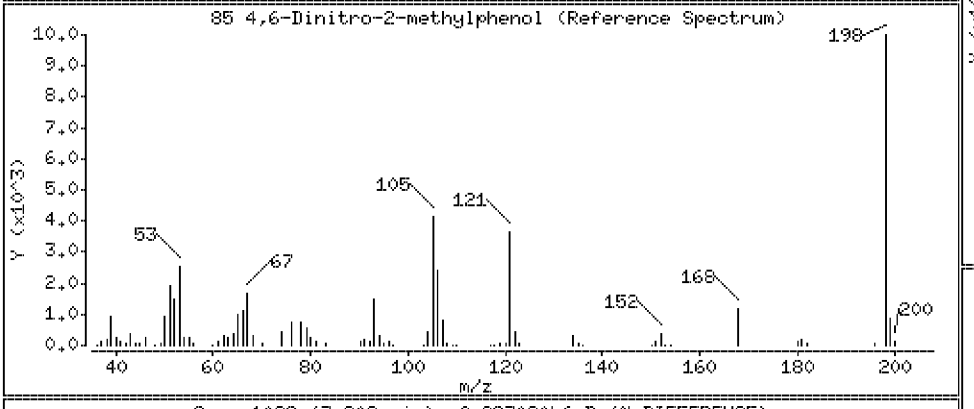

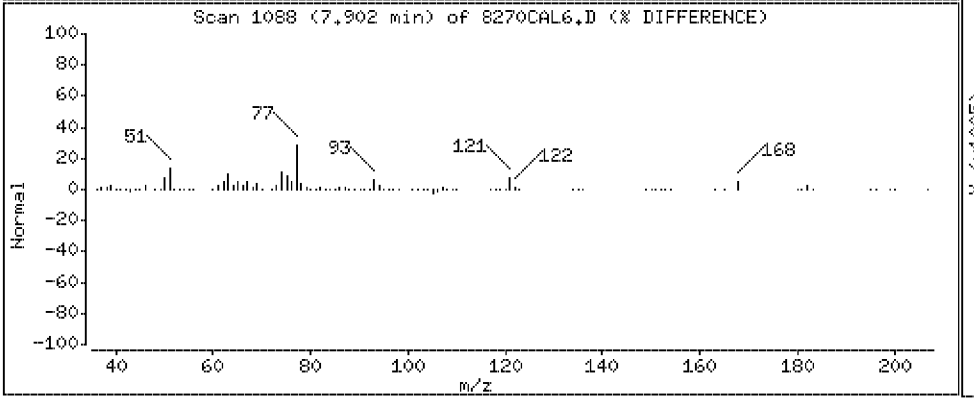

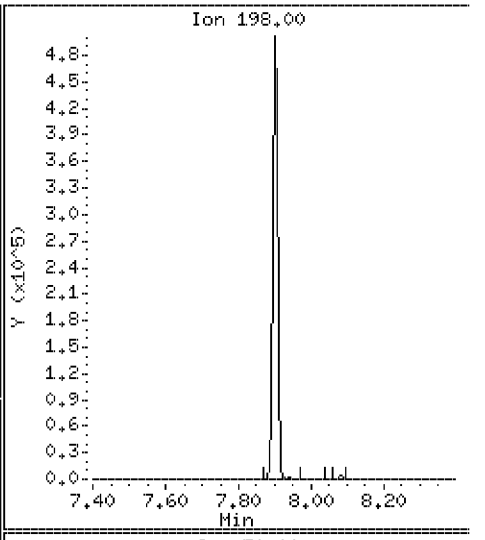

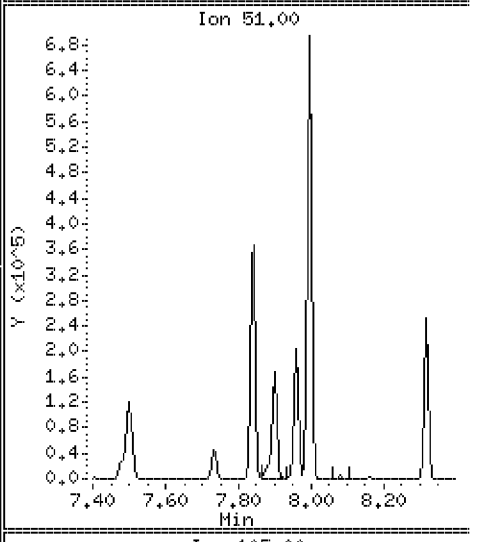

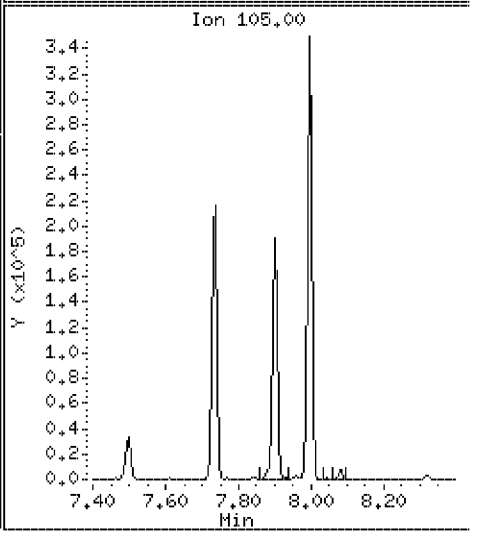

Data File: \\Svecd04\DD\chem\smsd03.i\S3042312.b\8270CAL6.D

Date : 23-APR-2012 10:47

Client ID: 8270CAL6 Instrument: smsd03.i

Sample Info: 45922

Purge Volume: 1000.0 Operator: PEL

Column phase: HPMS-5 Column diameter: 0.25

86 N-Nitrosodiphenylamine Concentration: 77.4 ug/l

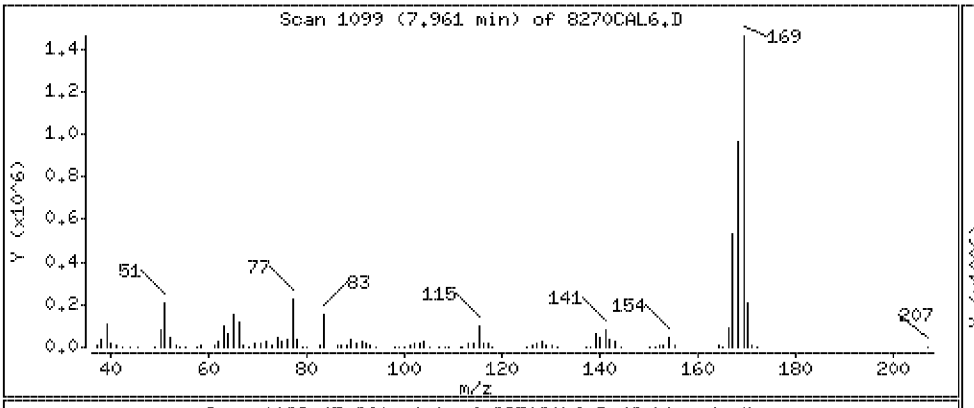

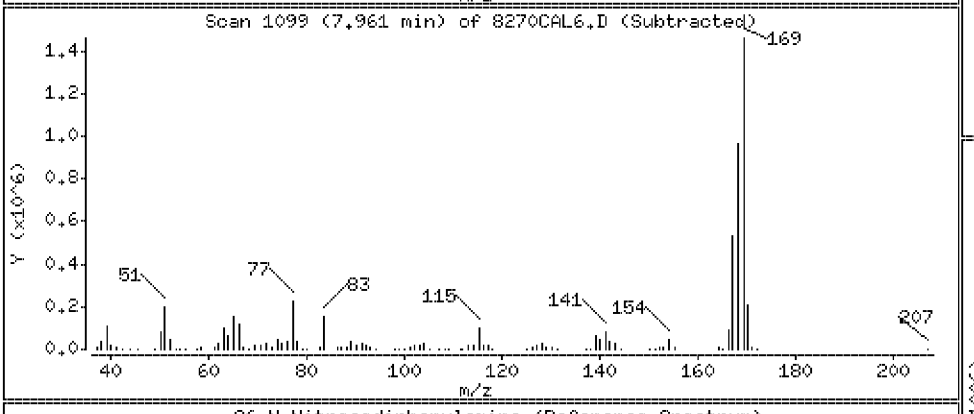

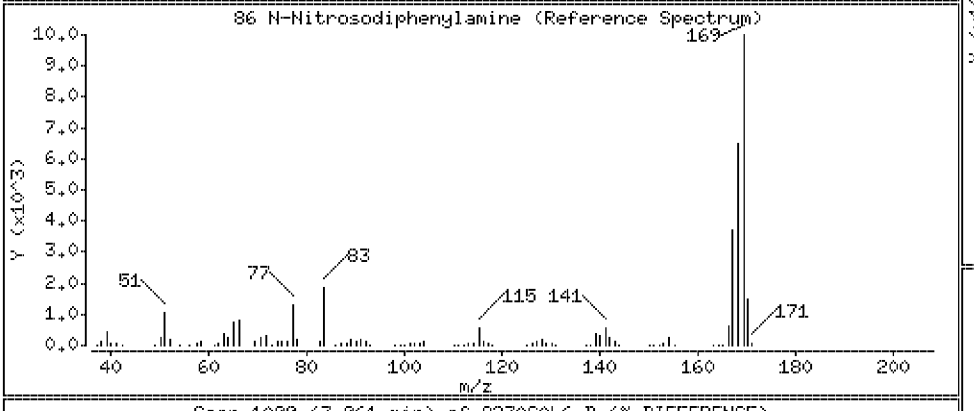

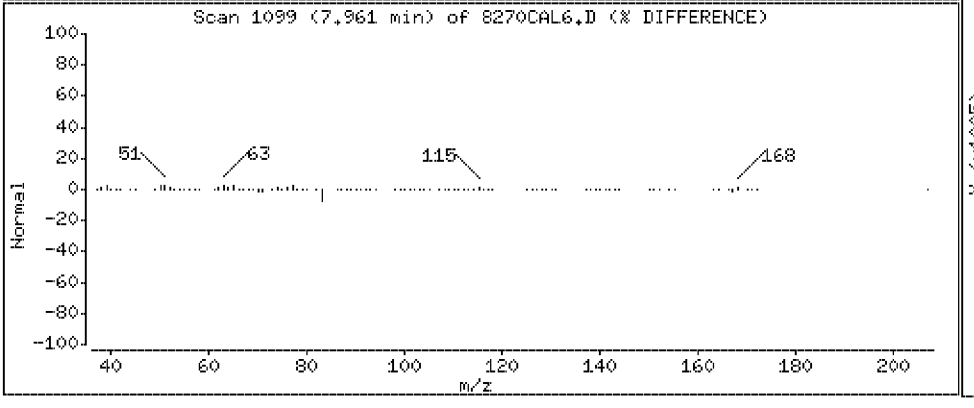

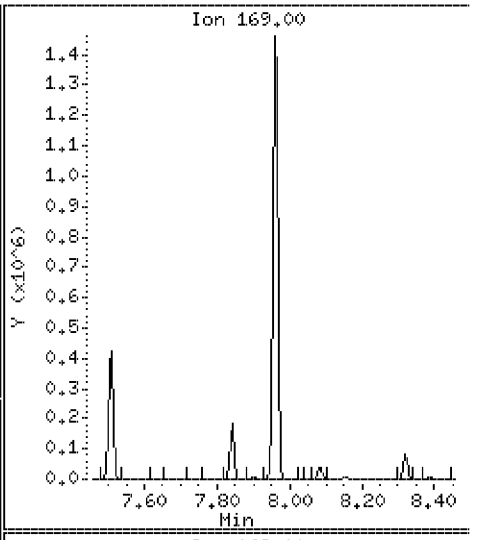

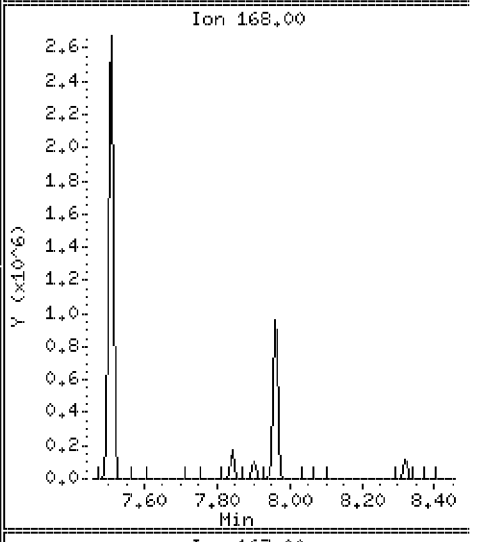

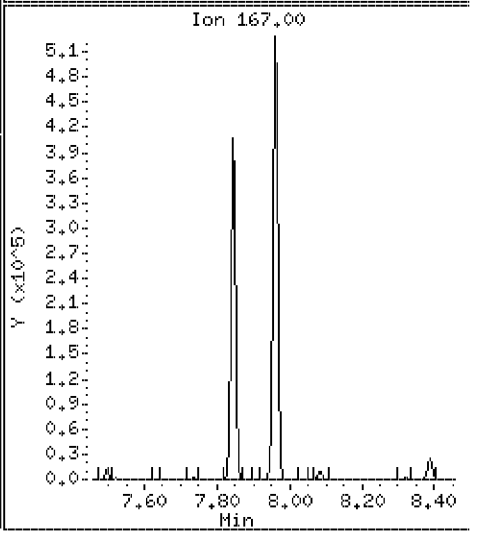

Data File: \\Svecd04\DD\chem\smsd03.i\S3042312.b\8270CAL6.D

Date : 23-APR-2012 10:47

Client ID: 8270CAL6

Instrument: smsd03.i

Sample Info: 45922

Purge Volume: 1000.0

Operator: PEL

Column phase: HPMS-5

Column diameter: 0.25

87 1,2-Diphenylhydrazine

Concentration: 73.7 ug/l

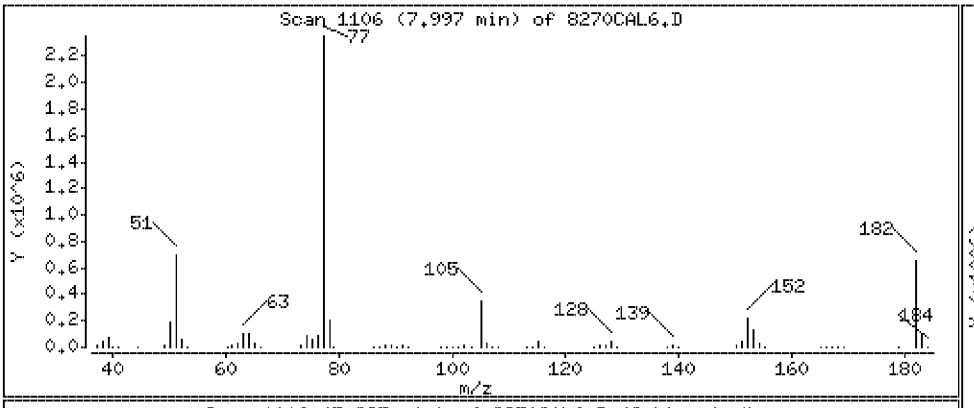

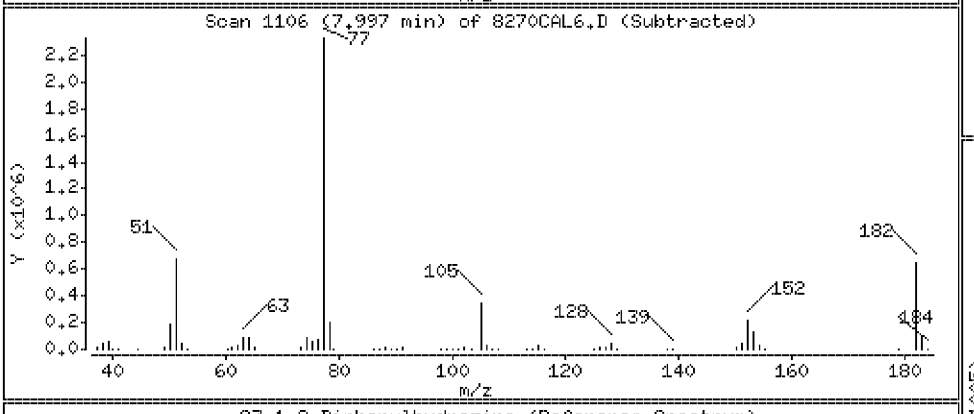

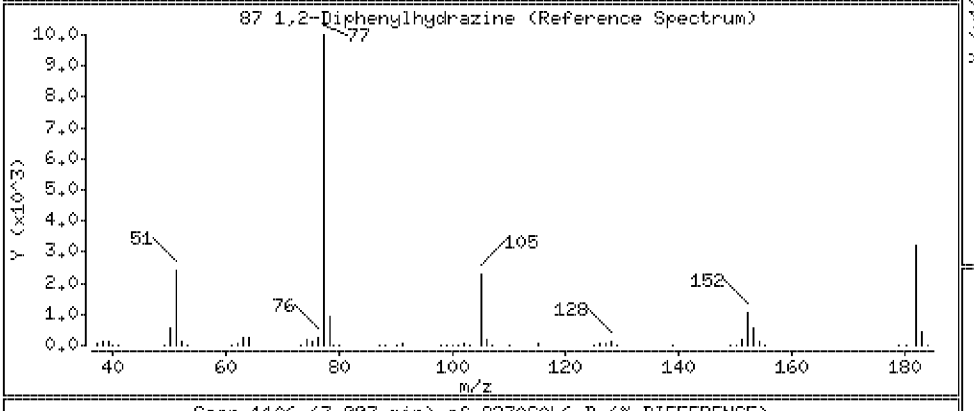

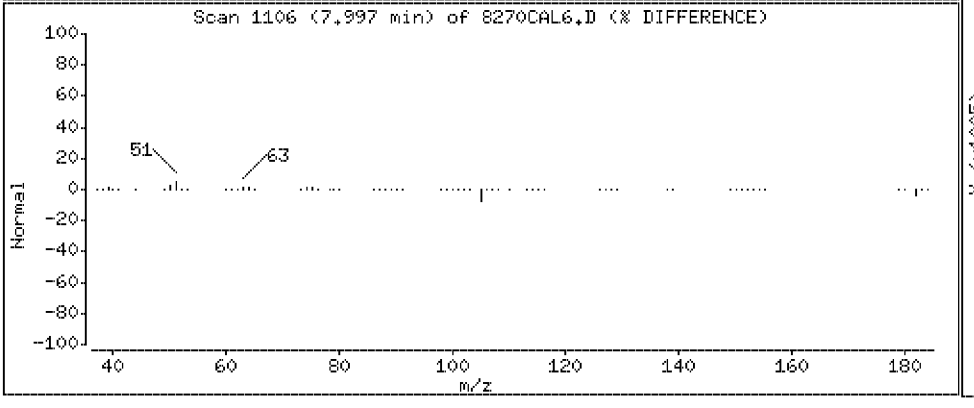

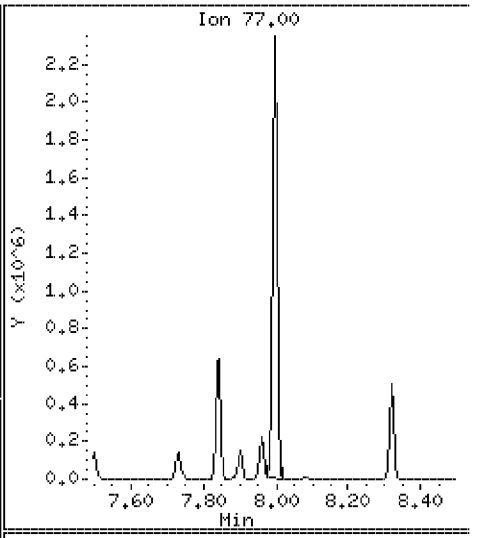

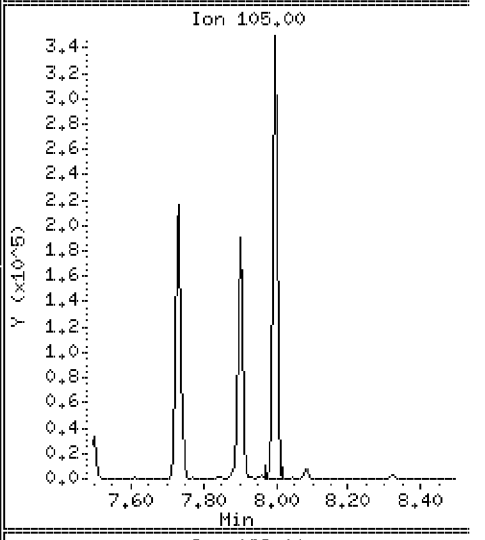

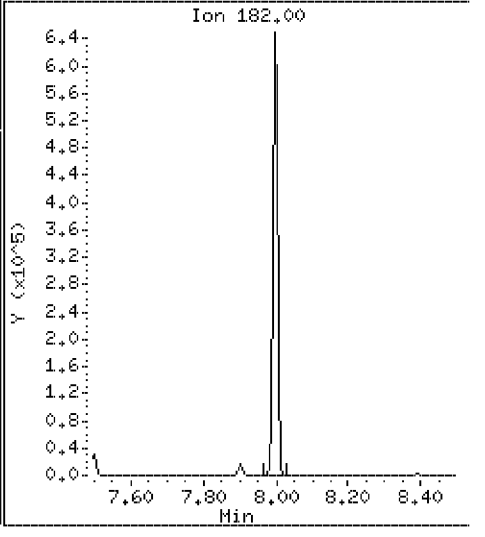

Data File: \\Svecd04\DD\chem\smsd03.i\S3042312.b\8270CAL6.D

Date : 23-APR-2012 10:47

Client ID: 8270CAL6

Instrument: smsd03.i

Sample Info: 45922

Purge Volume: 1000.0

Operator: PEL

Column phase: HPMS-5

Column diameter: 0.25

93 4-Bromophenylphenylether

Concentration: 78.7 ug/l

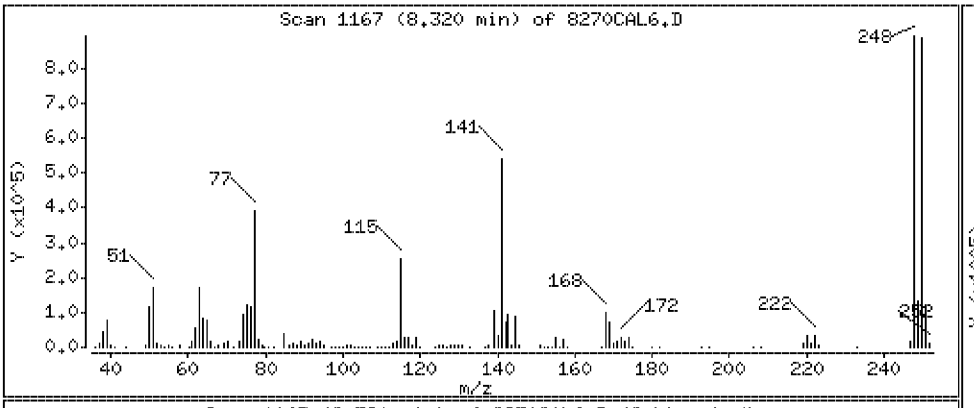

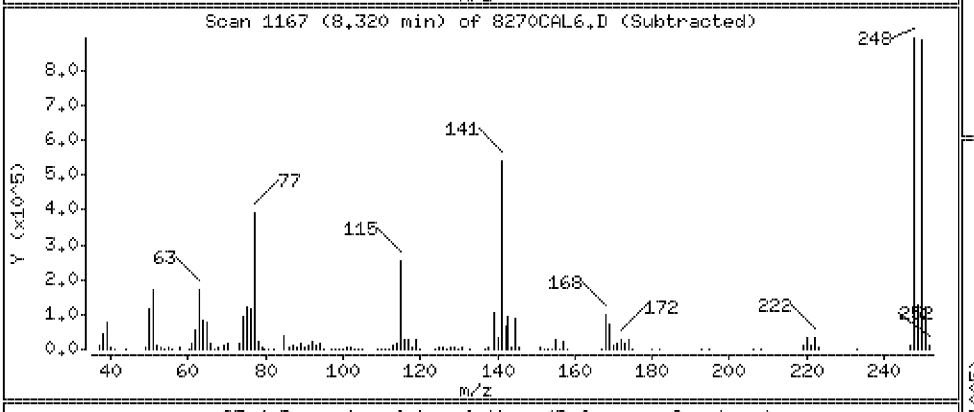

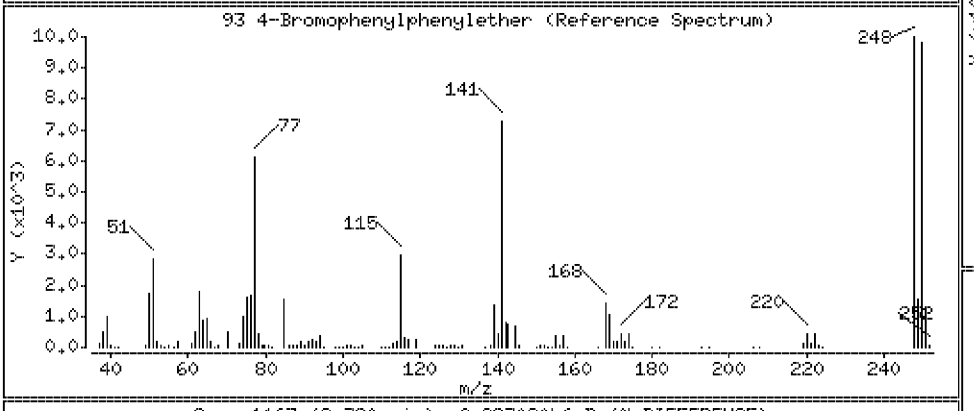

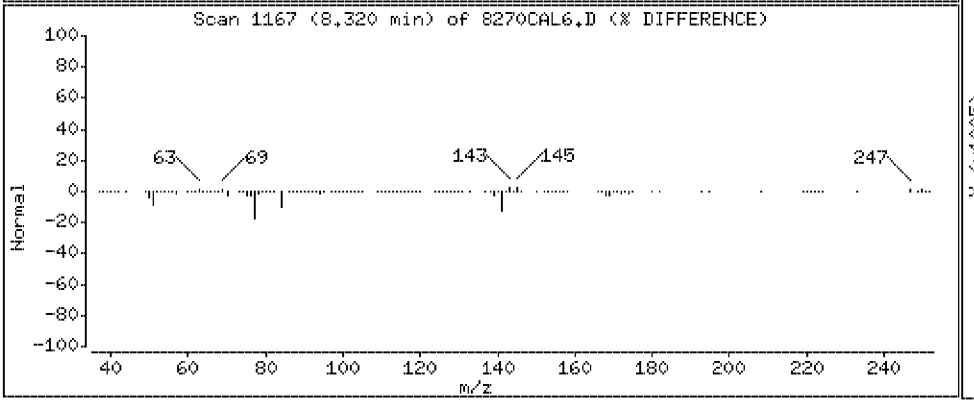

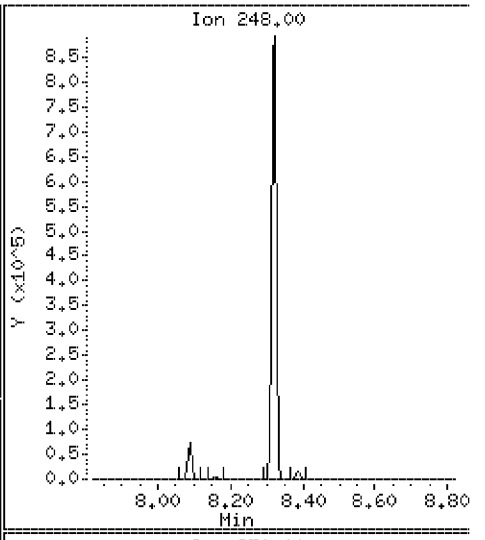

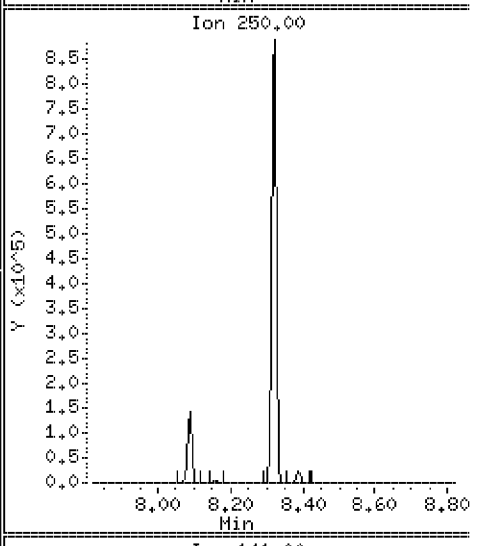

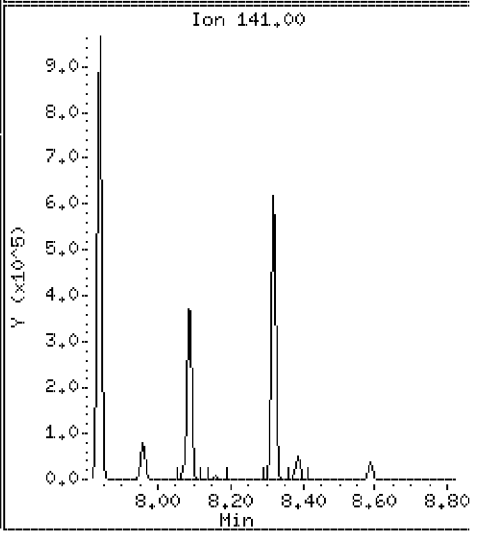

Data File: \\Svecd04\DD\chem\smsd03.i\S3042312.b\8270CAL6.D

Date : 23-APR-2012 10:47

Client ID: 8270CAL6

Instrument: smsd03.i

Sample Info: 45922

Purge Volume: 1000.0

Operator: PEL

Column phase: HPMS-5

Column diameter: 0.25

94 Hexachlorobenzene

Concentration: 79.6 ug/l

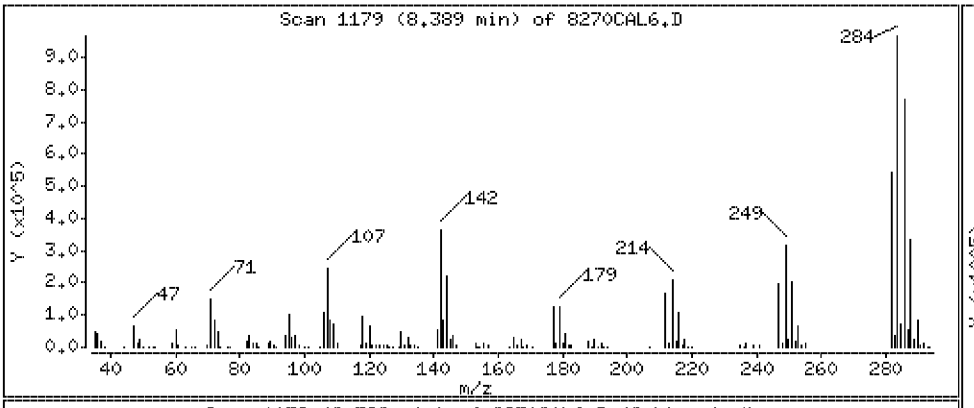

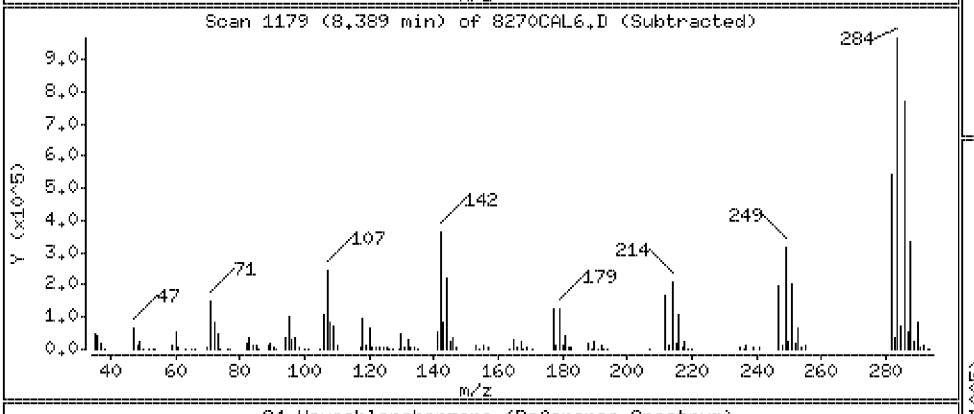

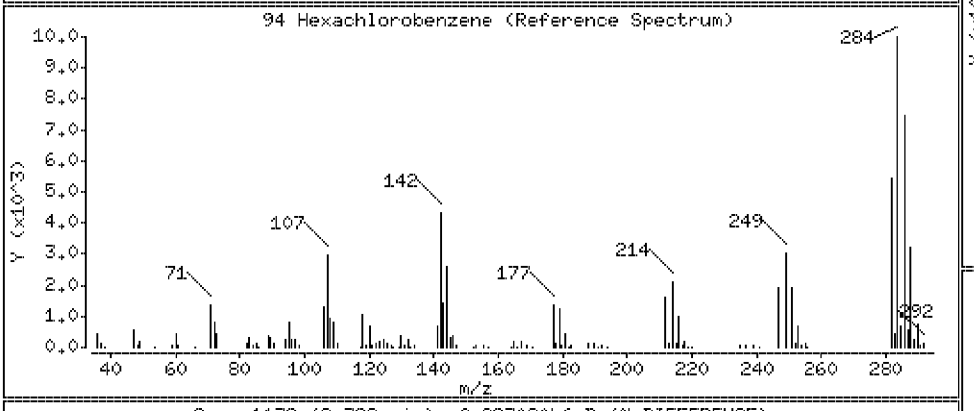

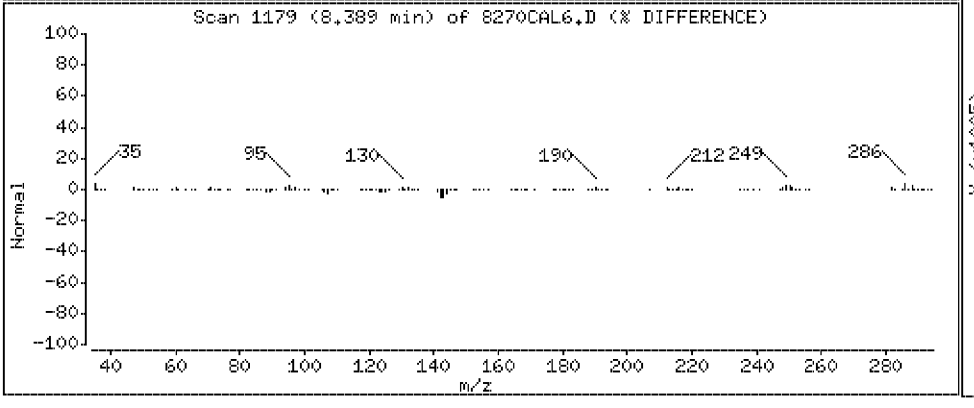

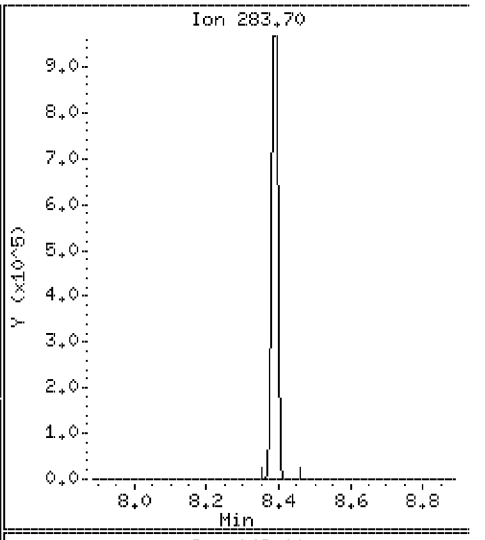

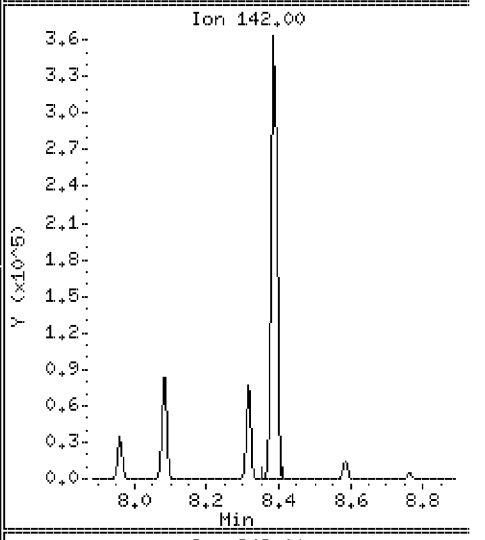

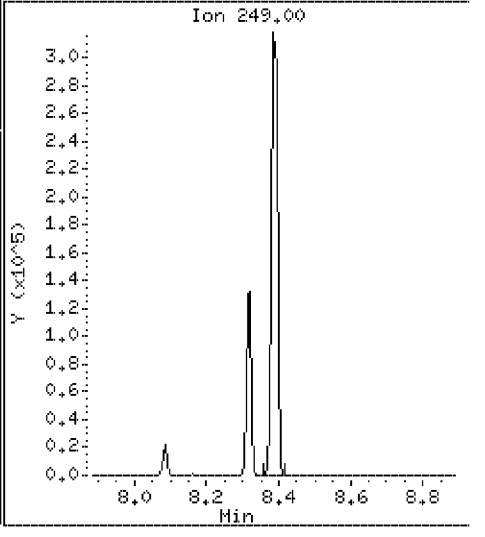

Data File: \\Svecd04\DD\chem\smsd03.i\S3042312.b\8270CAL6.D

Date : 23-APR-2012 10:47

Client ID: 8270CAL6

Instrument: smsd03.i

Sample Info: 45922

Purge Volume: 1000.0

Operator: PEL

Column phase: HPMS-5

Column diameter: 0.25

96 Pentachlorophenol

Concentration: 80.1 ug/l

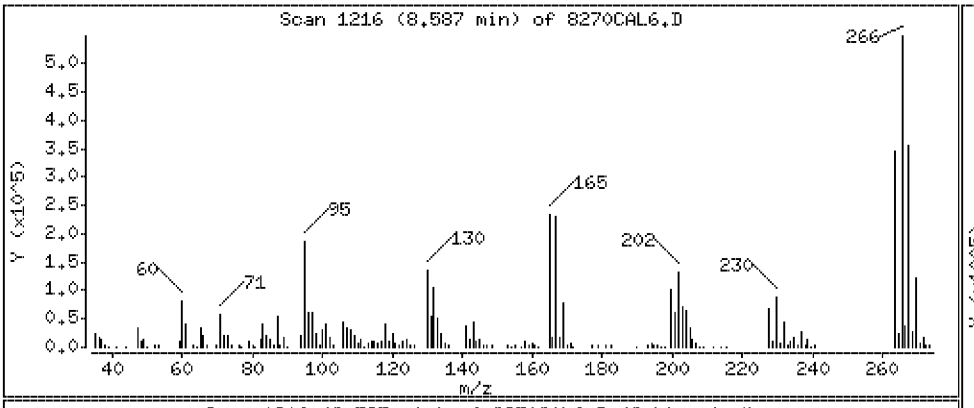

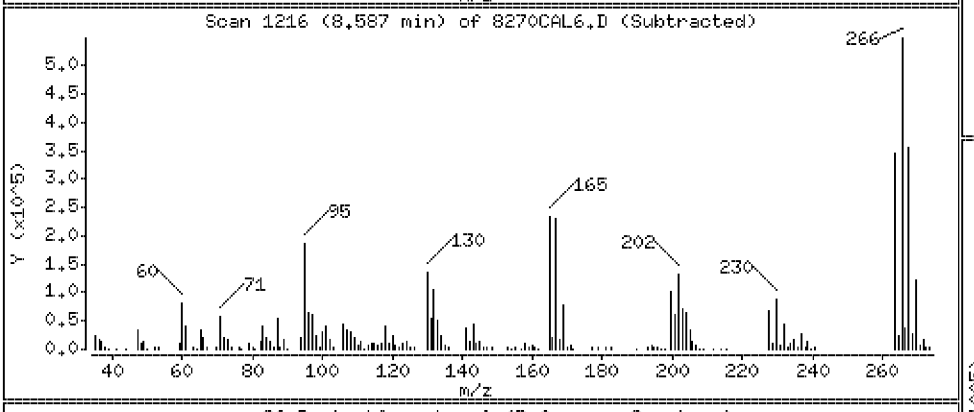

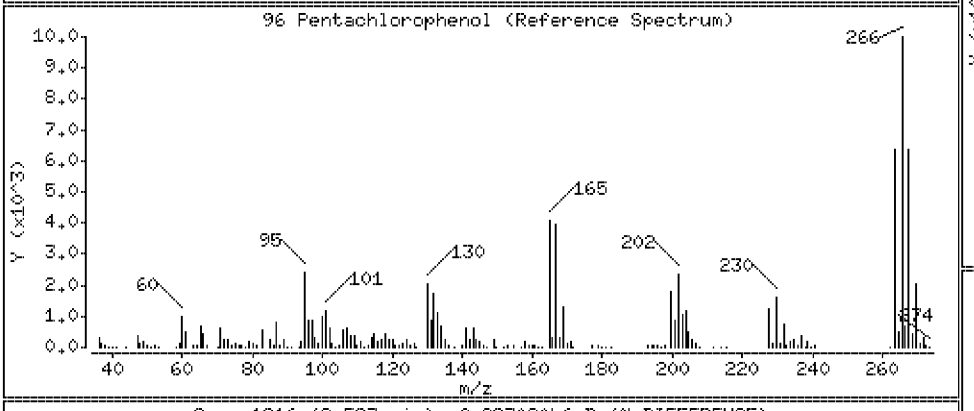

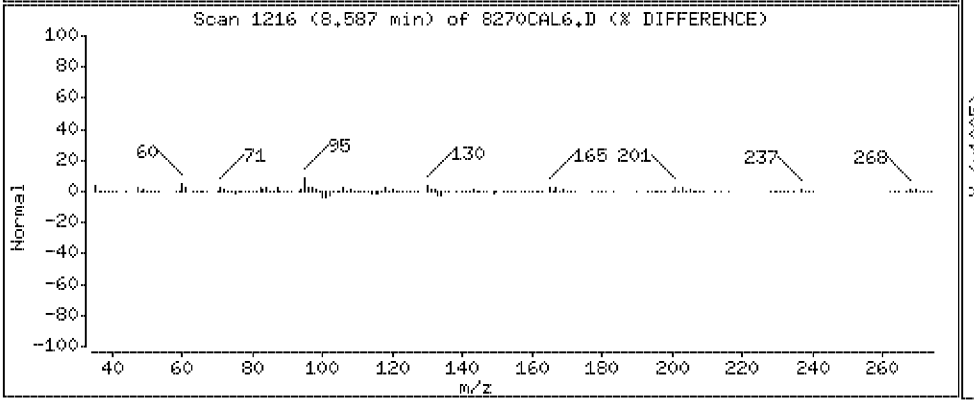

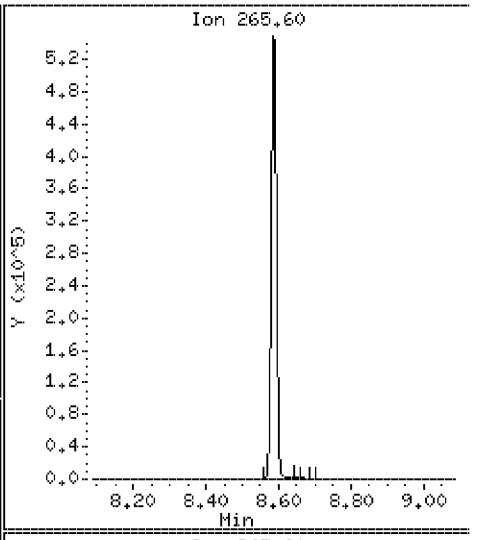

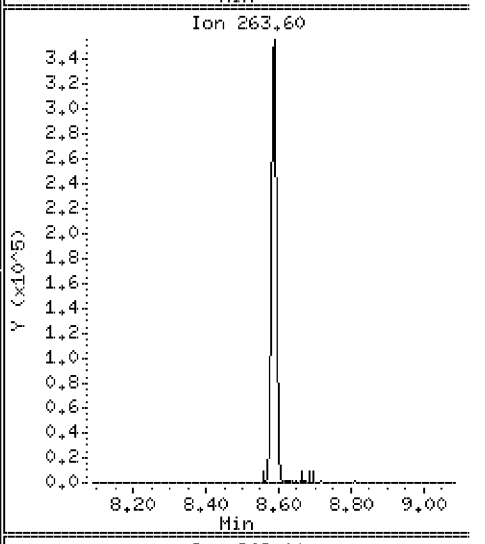

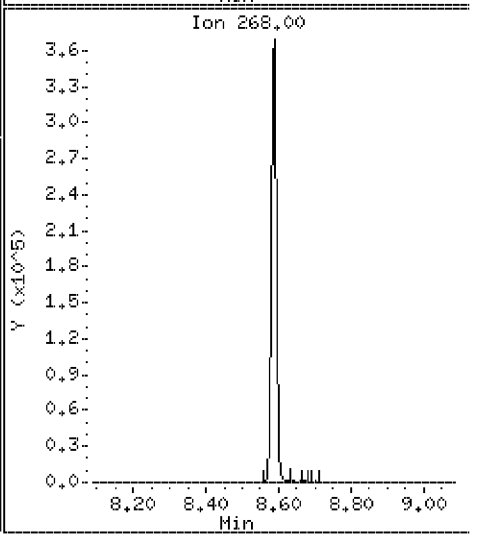

Data File: \\Svecd04\DD\chem\smsd03.i\S3042312.b\8270CAL6.D

Date : 23-APR-2012 10:47

Client ID: 8270CAL6

Instrument: smsd03.i

Sample Info: 45922

Purge Volume: 1000.0

Operator: PEL

Column phase: HPMS-5

Column diameter: 0.25

101 Phenanthrene

Concentration: 75.3 ug/l

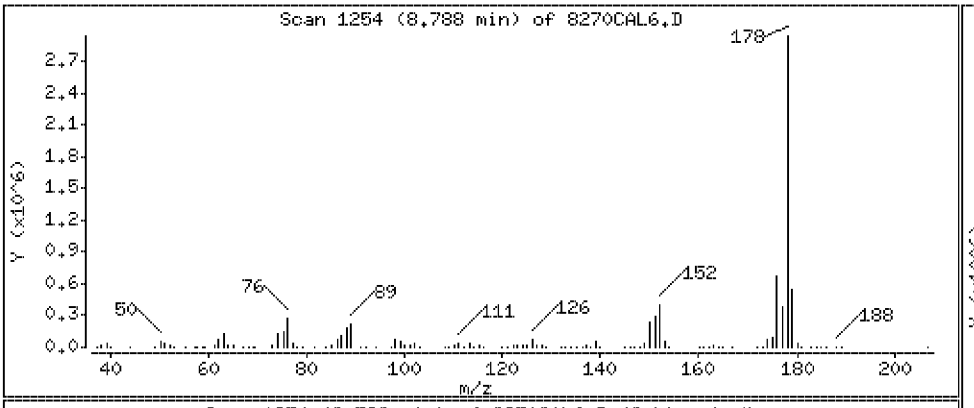

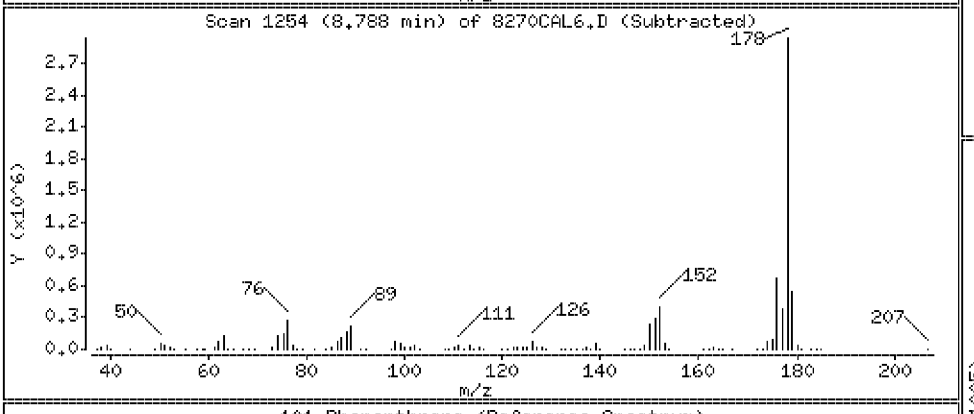

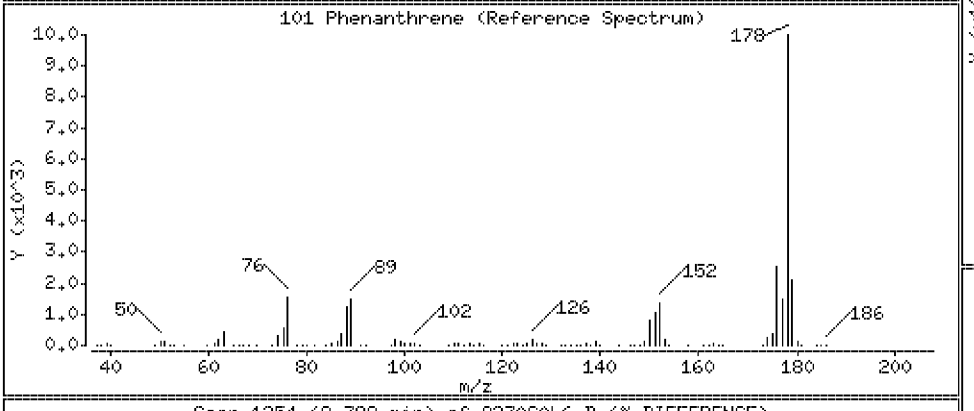

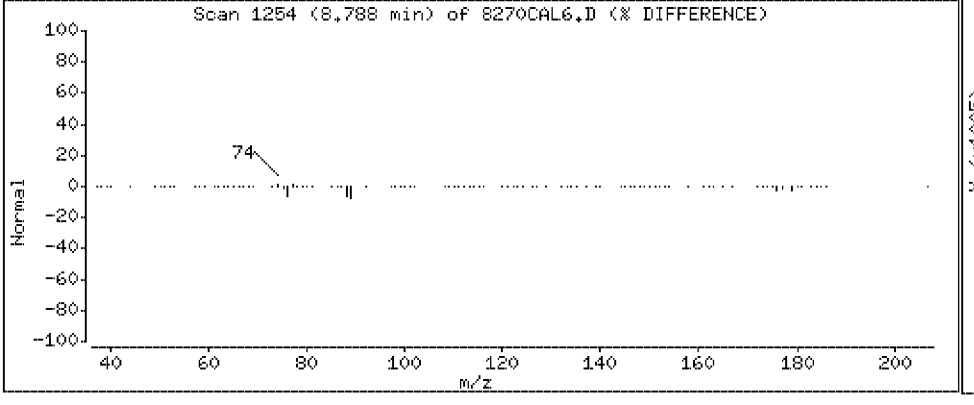

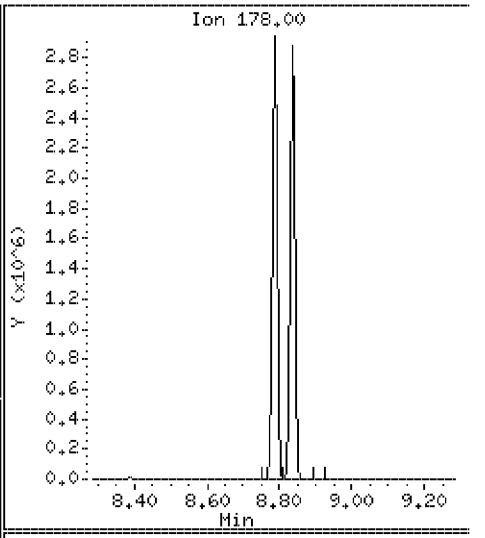

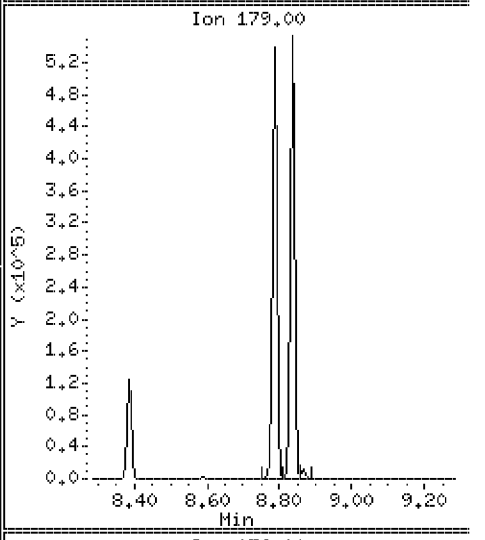

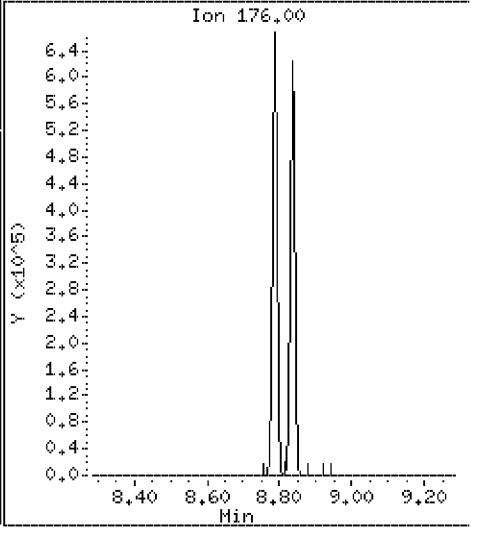

Data File: \\Svecd04\DD\chem\smsd03.i\S3042312.b\8270CAL6.D

Date : 23-APR-2012 10:47

Client ID: 8270CAL6

Instrument: smsd03.i

Sample Info: 45922

Purge Volume: 1000.0

Operator: PEL

Column phase: HPMS-5

Column diameter: 0.25

103 Anthracene

Concentration: 75.3 ug/l

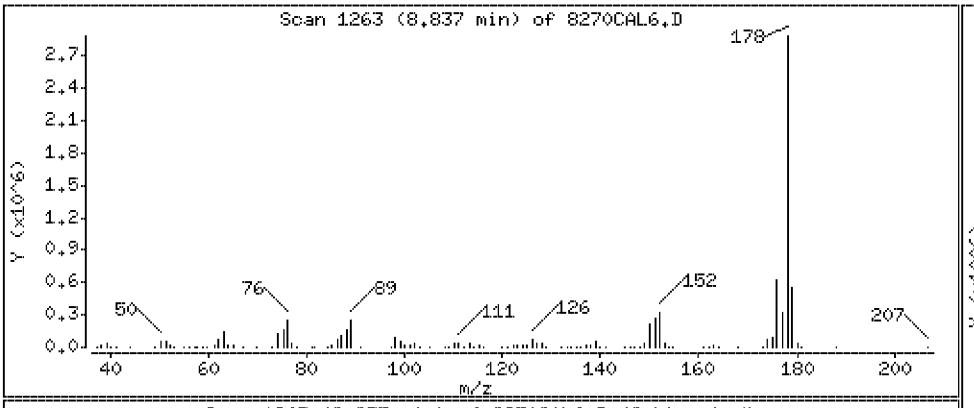

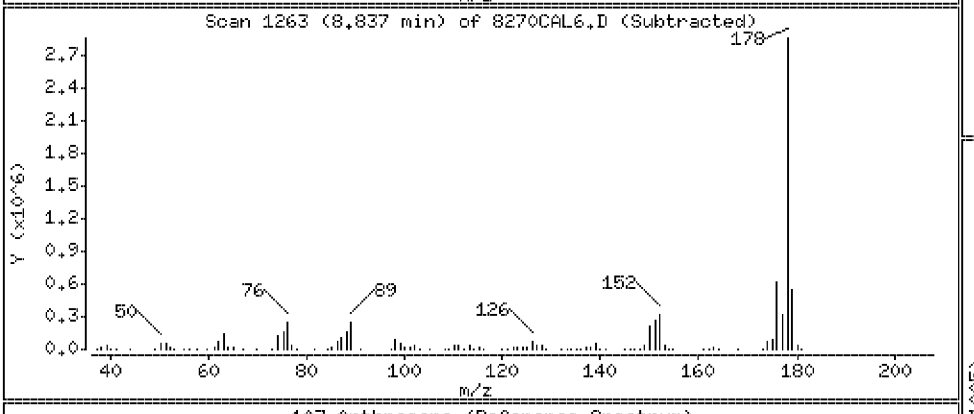

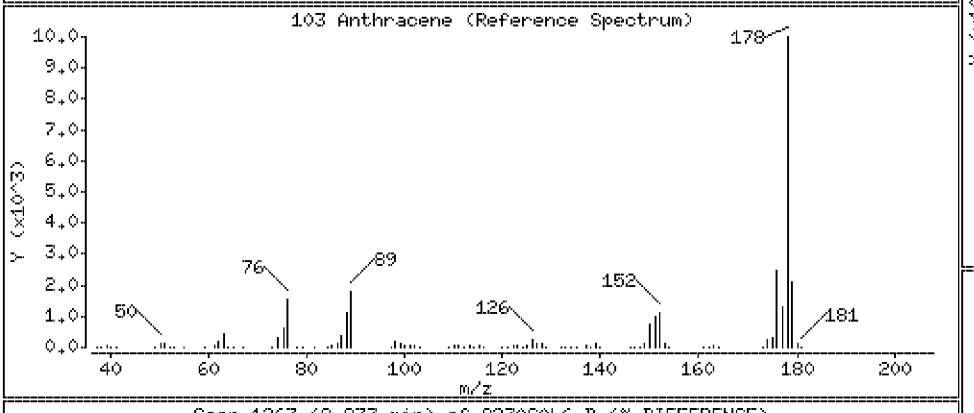

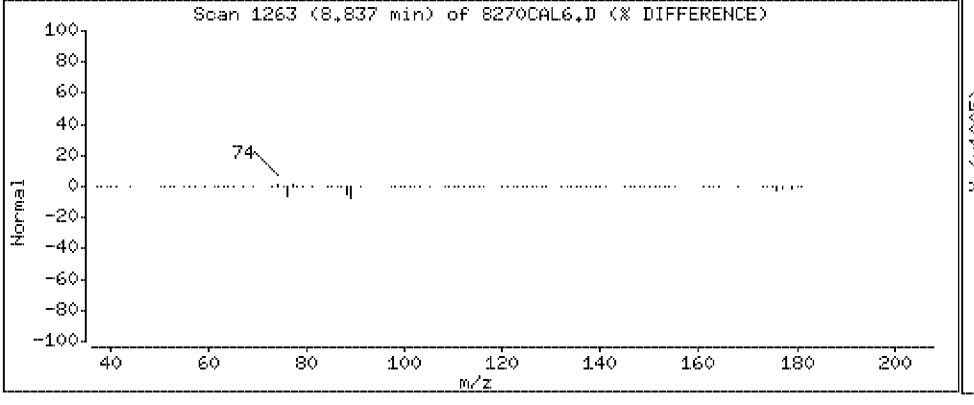

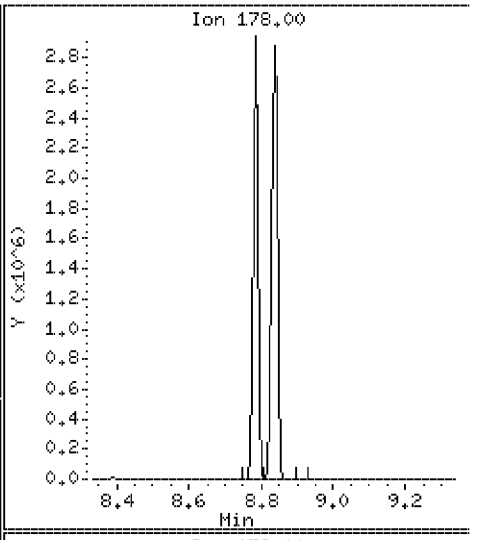

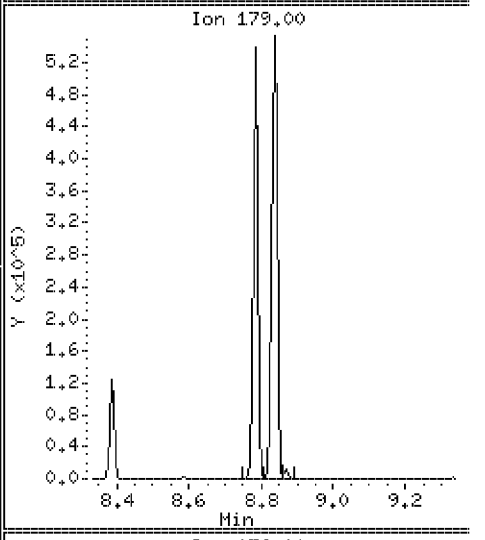

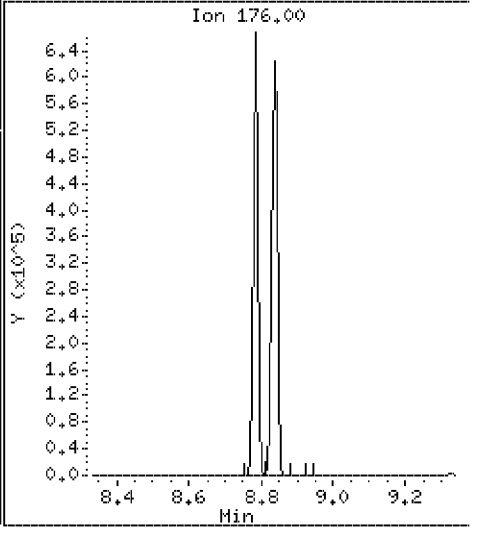

Data File: \\Svecd04\DD\chem\smsd03.i\S3042312.b\8270CAL6.D

Date : 23-APR-2012 10:47

Client ID: 8270CAL6

Instrument: smsd03.i

Sample Info: 45922

Purge Volume: 1000.0

Operator: PEL

Column phase: HPMS-5

Column diameter: 0.25

104 Carbazole

Concentration: 75.2 ug/l

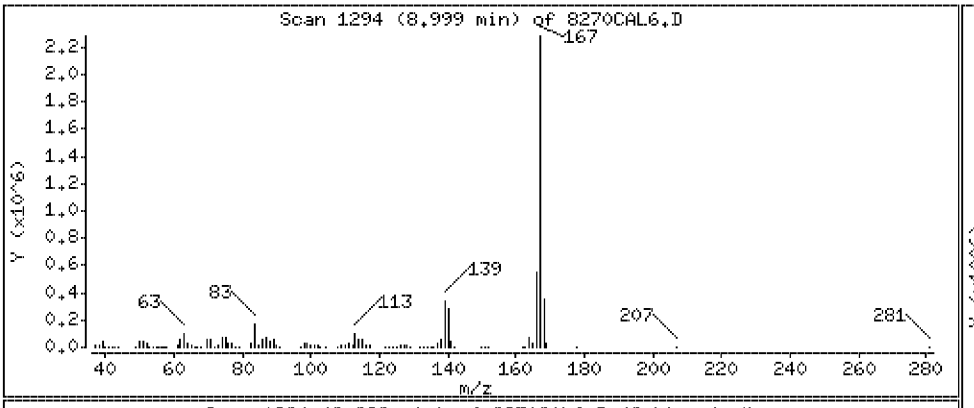

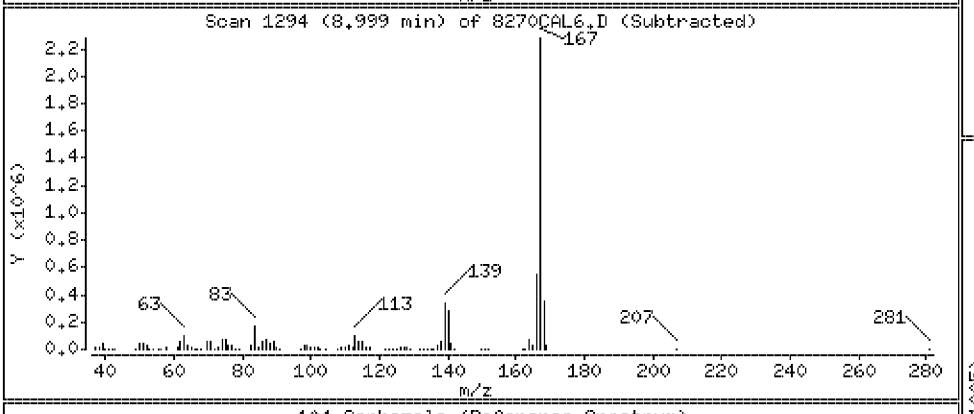

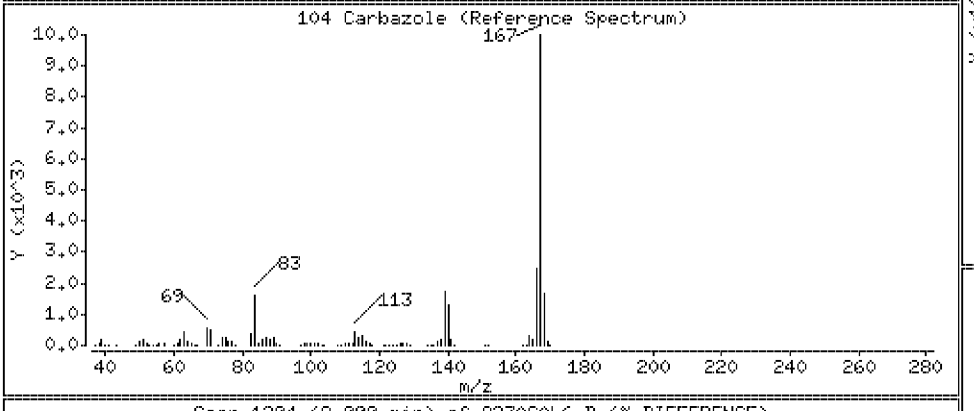

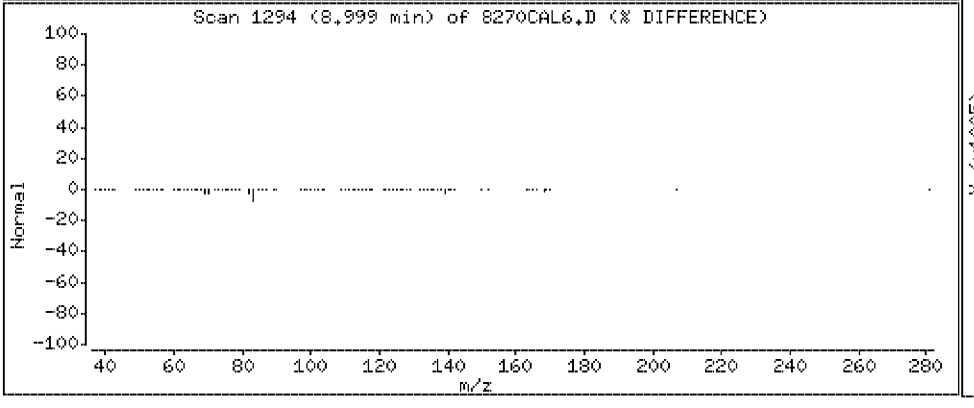

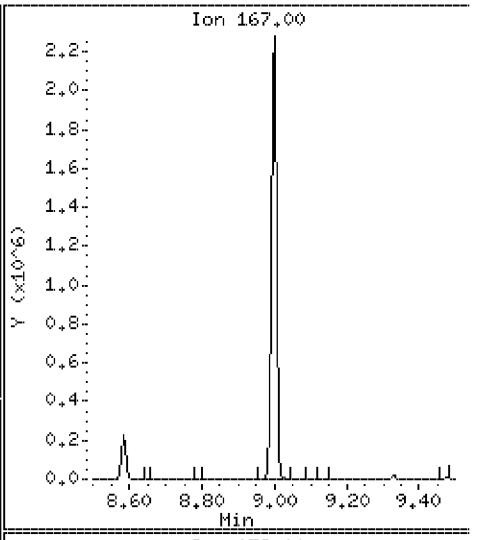

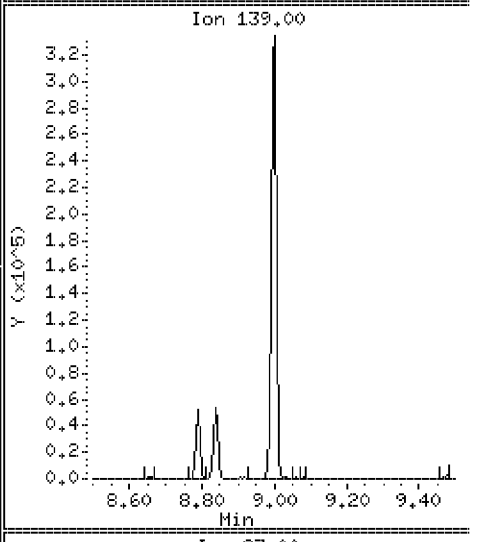

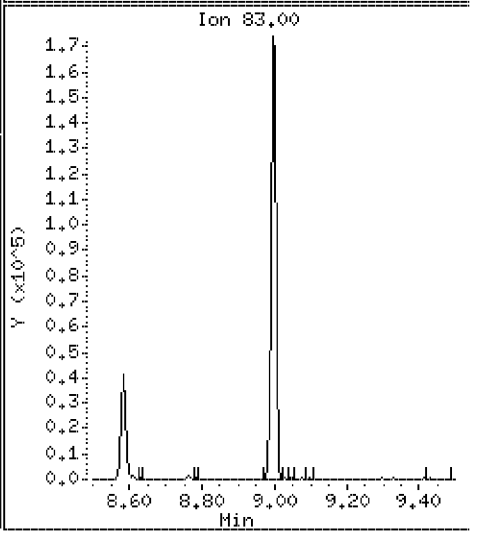

Data File: \\Svecd04\DD\chem\smsd03.i\S3042312.b\8270CAL6.D

Date : 23-APR-2012 10:47

Client ID: 8270CAL6 Instrument: smsd03.i

Sample Info: 45922

Purge Volume: 1000.0 Operator: PEL

Column phase: HPMS-5 Column diameter: 0.25

105 Di-n-butylphthalate Concentration: 76.8 ug/l

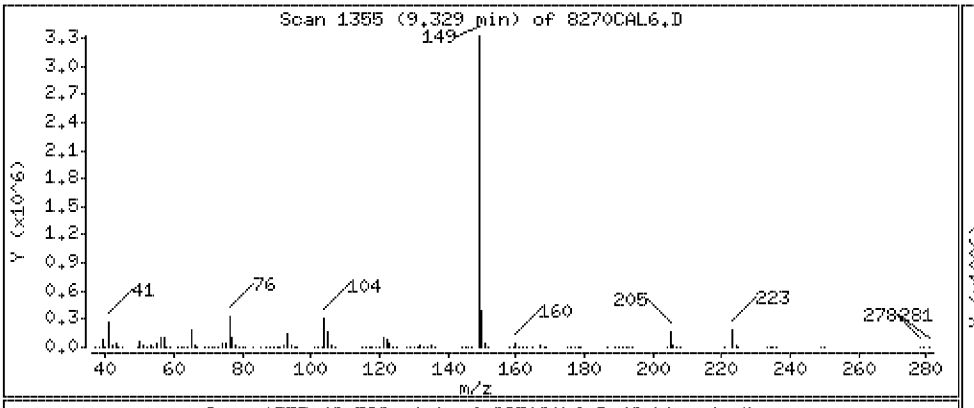

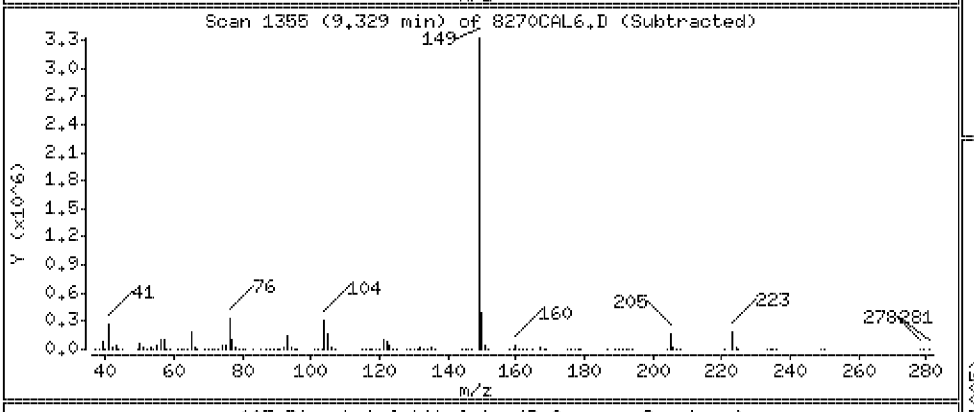

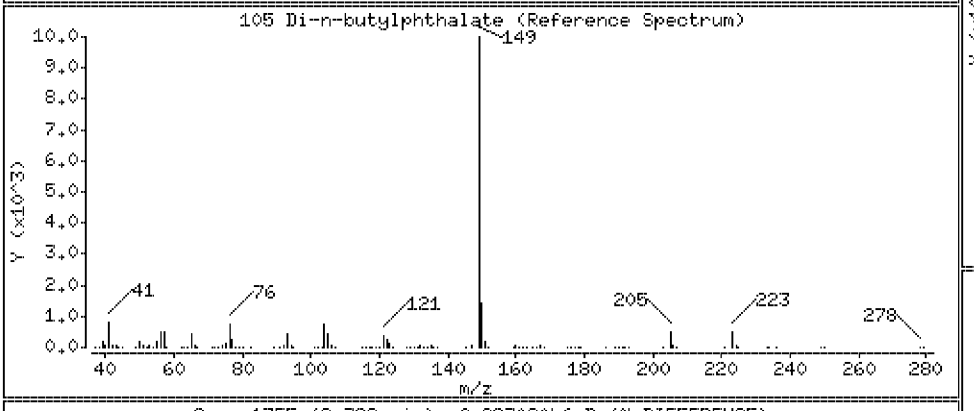

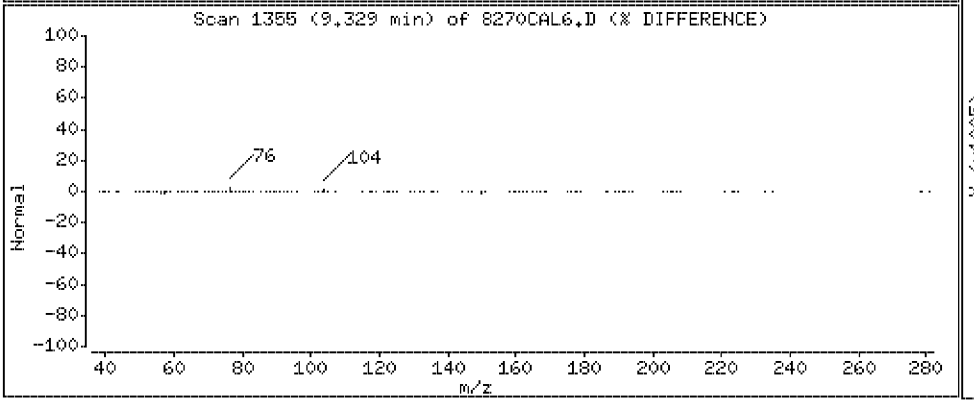

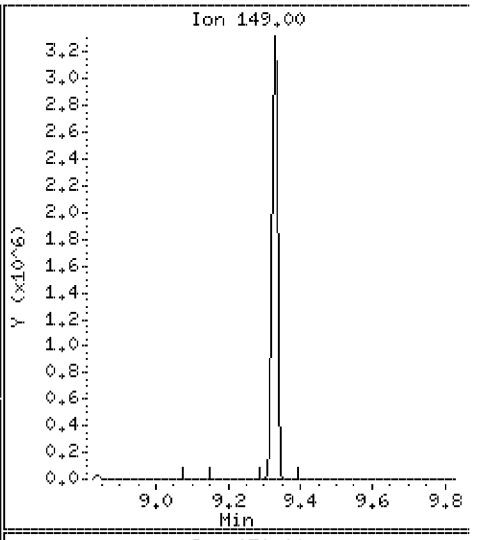

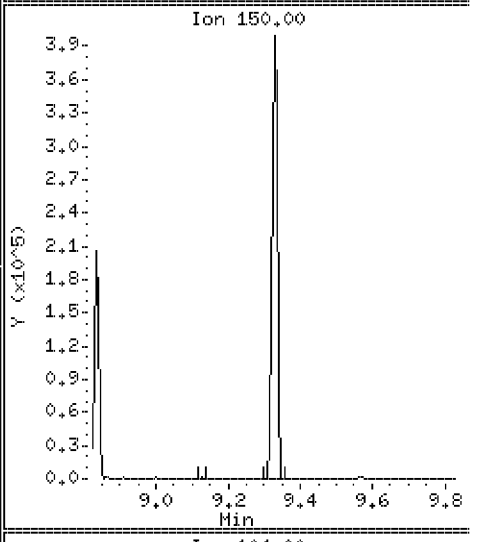

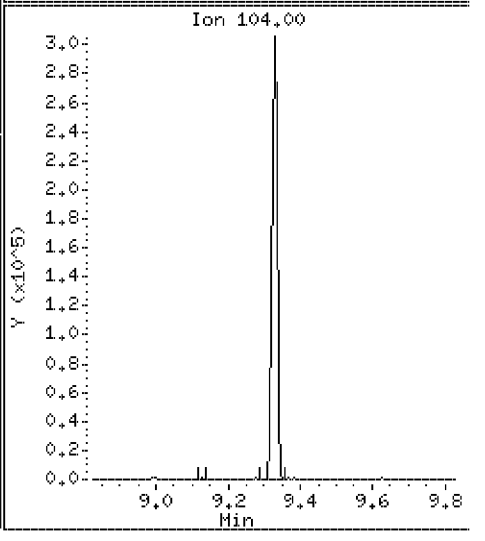

Data File: \\Svecd04\DD\chem\smsd03.i\S3042312.b\8270CAL6.D

Date : 23-APR-2012 10:47

Client ID: 8270CAL6 Instrument: smsd03.i

Sample Info: 45922

Purge Volume: 1000.0 Operator: PEL

Column phase: HPMS-5 Column diameter: 0.25

109 Fluoranthene Concentration: 74.8 ug/l

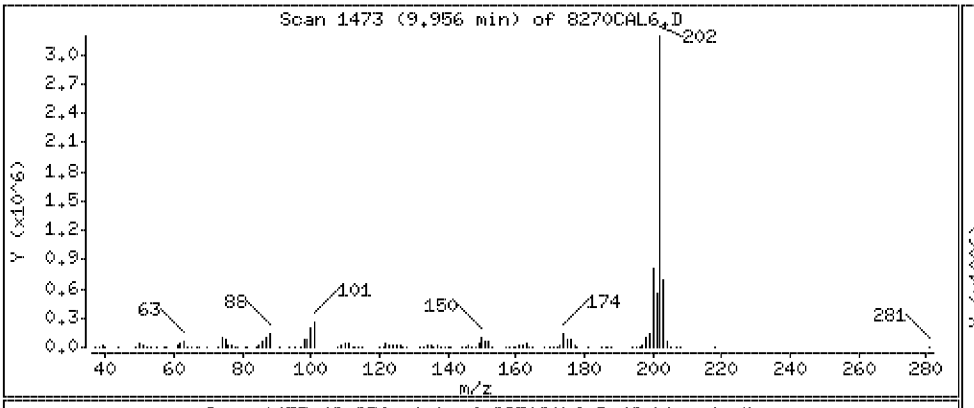

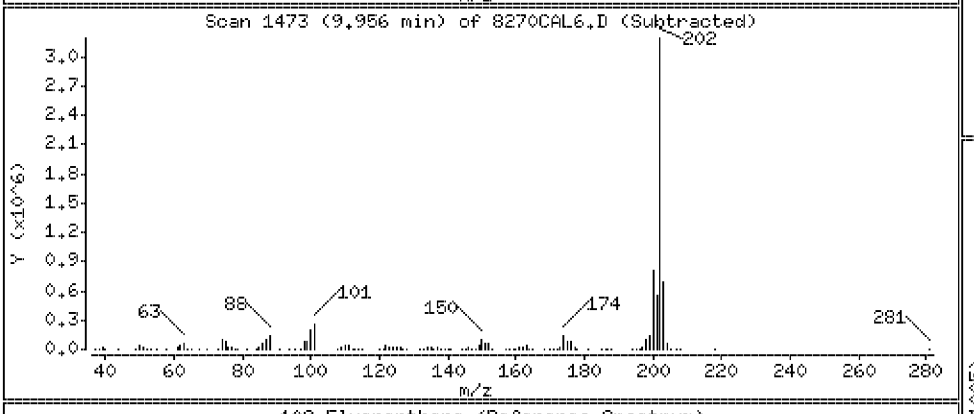

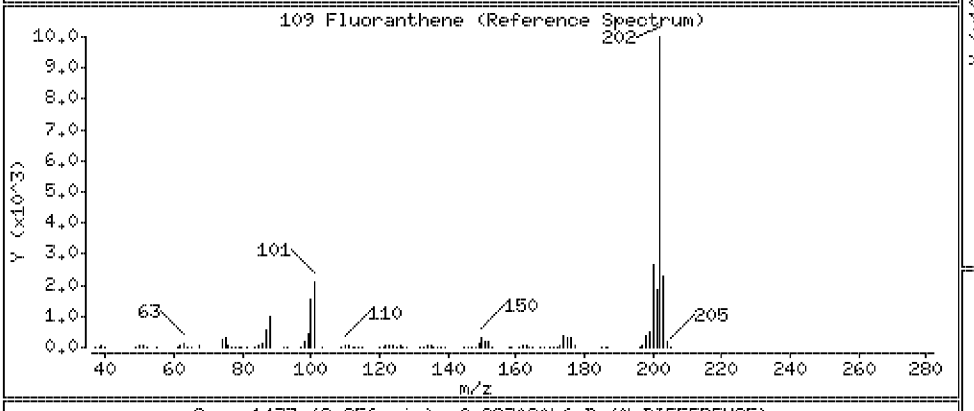

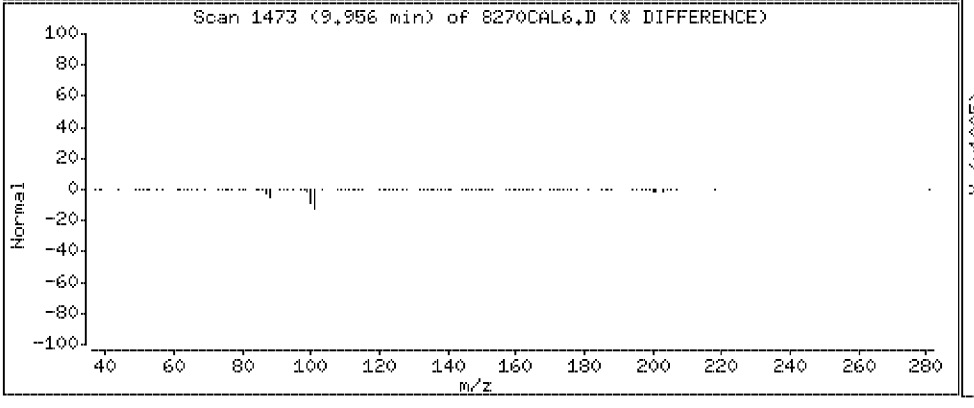

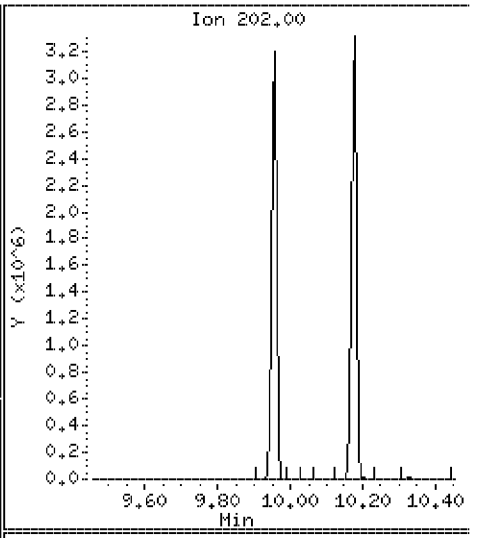

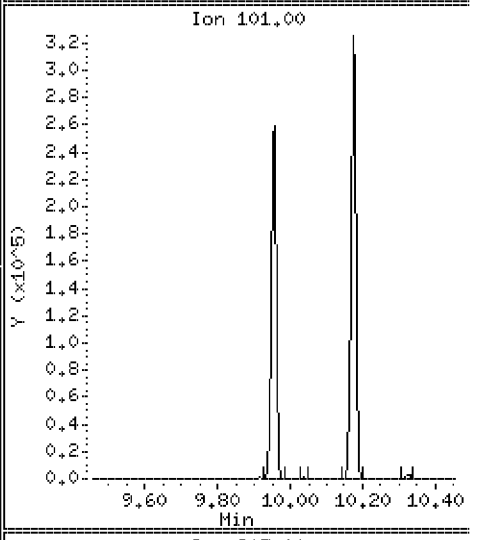

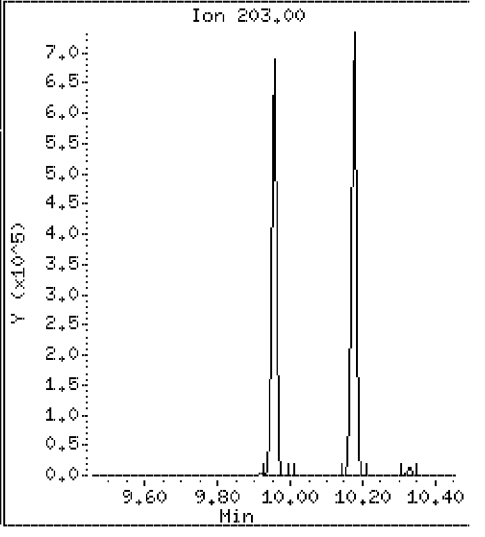

Data File: \\Svecd04\DD\chem\smsd03.i\S3042312.b\8270CAL6.D

Date : 23-APR-2012 10:47

Client ID: 8270CAL6 Instrument: smsd03.i

Sample Info: 45922

Purge Volume: 1000.0 Operator: PEL

Column phase: HPMS-5 Column diameter: 0.25

111 Pyrene Concentration: 66.2 ug/l

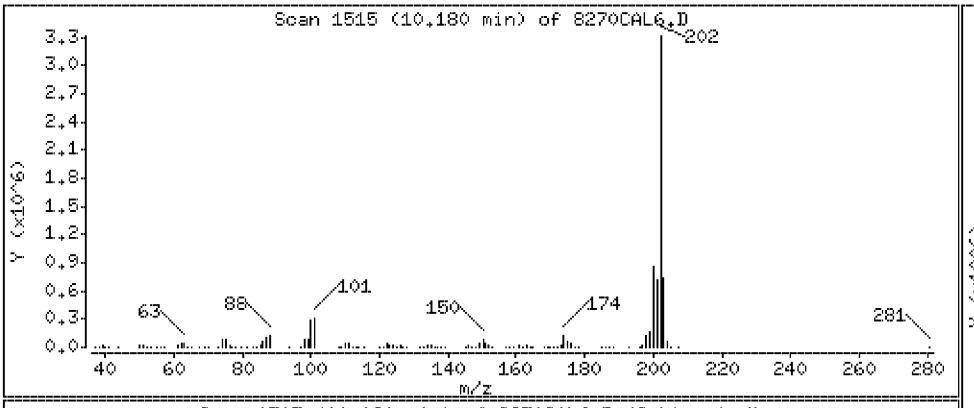

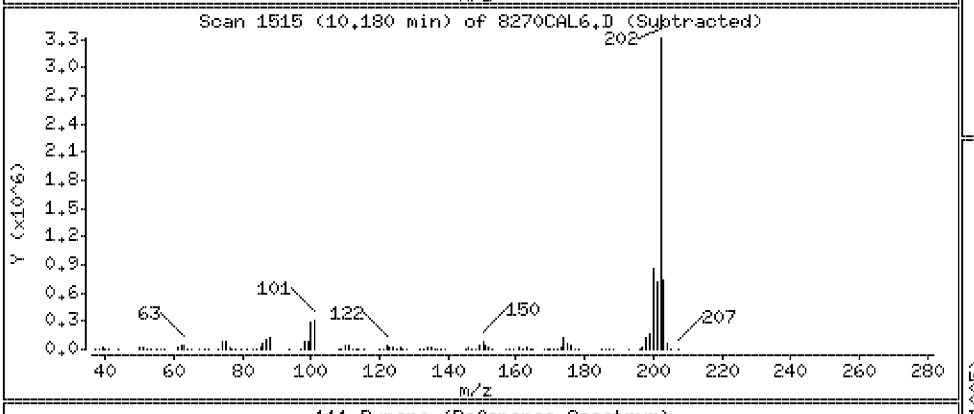

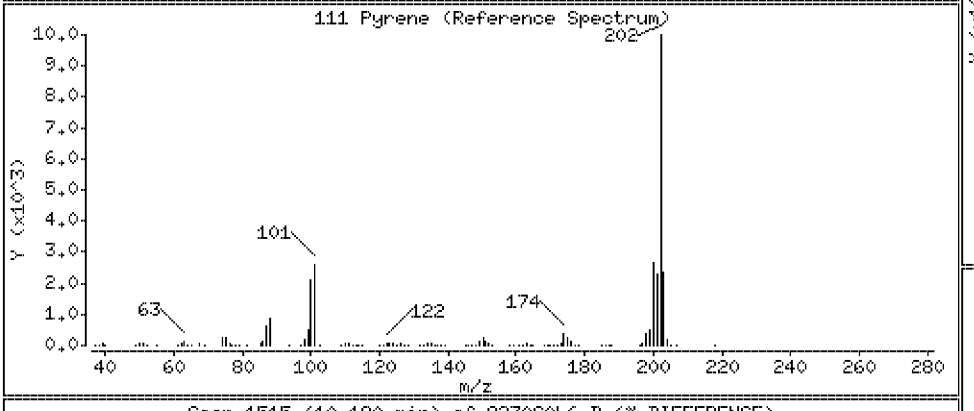

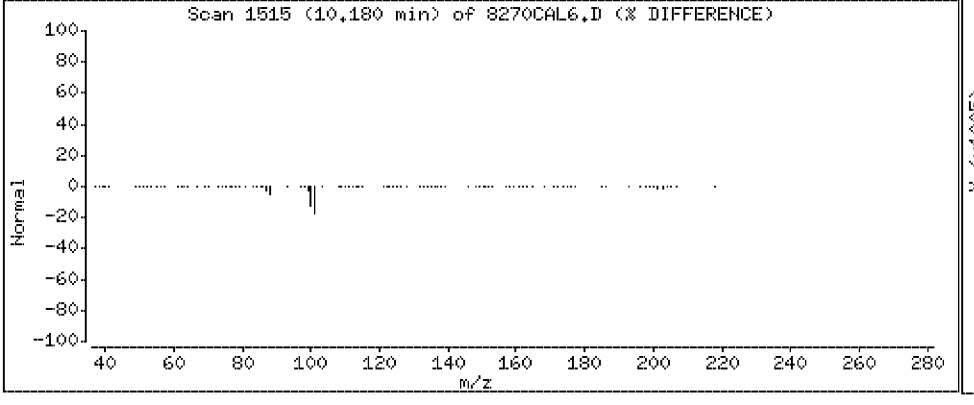

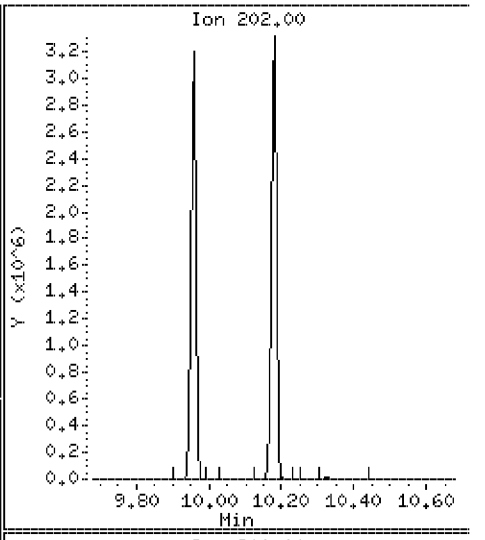

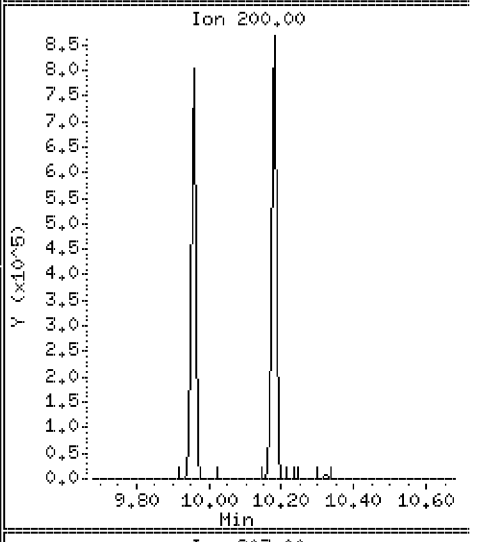

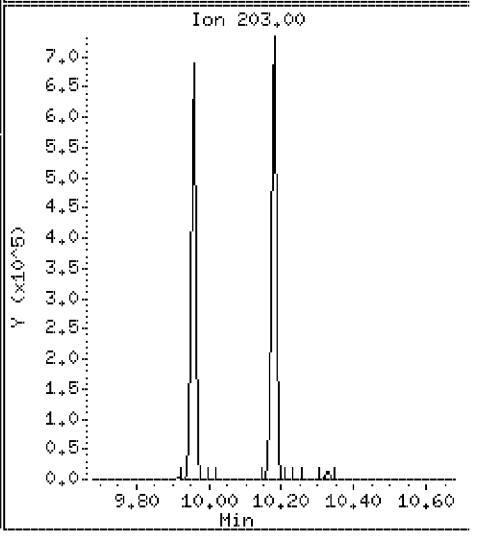

Data File: \\Svecd04\DD\chem\smsd03.i\S3042312.b\8270CAL6.D

Date : 23-APR-2012 10:47

Client ID: 8270CAL6

Instrument: smsd03.i

Sample Info: 45922

Purge Volume: 1000.0

Operator: PEL

Column phase: HPMS-5

Column diameter: 0.25

118 Butylbenzylphthalate

Concentration: 73.5 ug/l

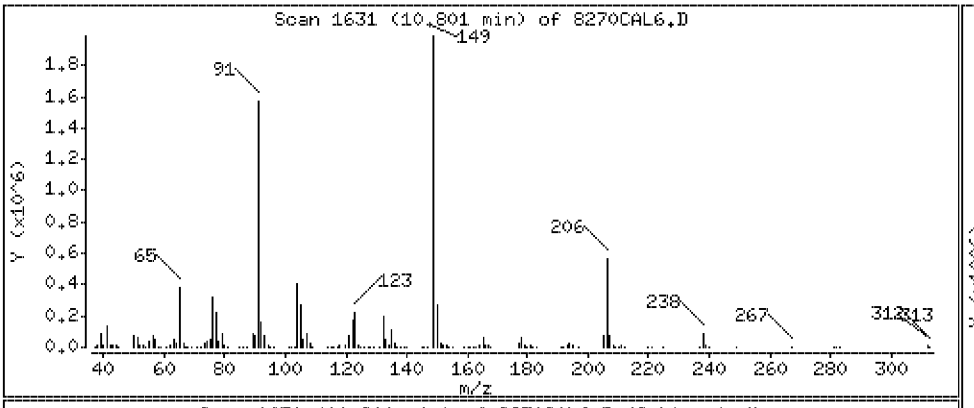

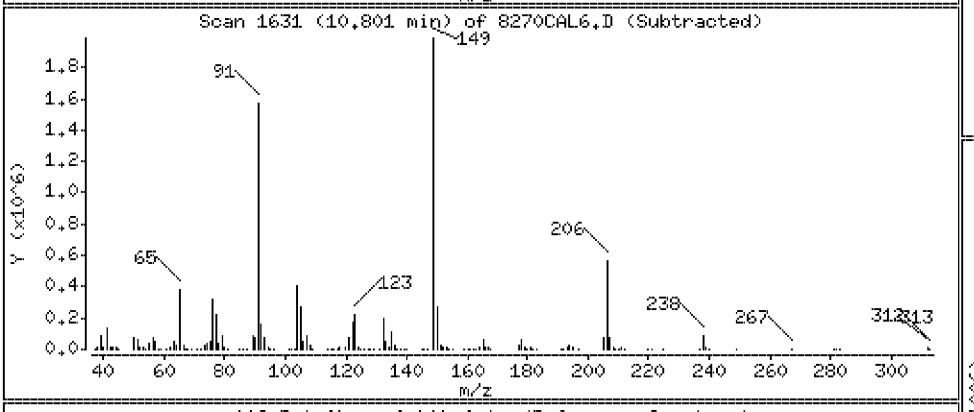

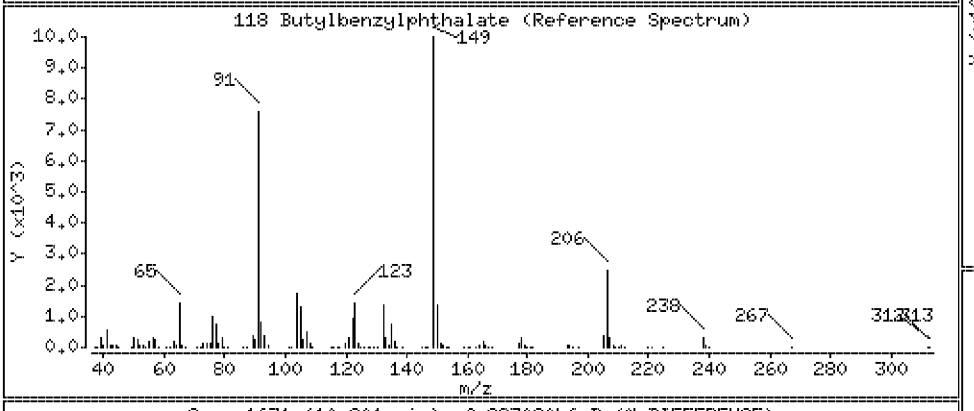

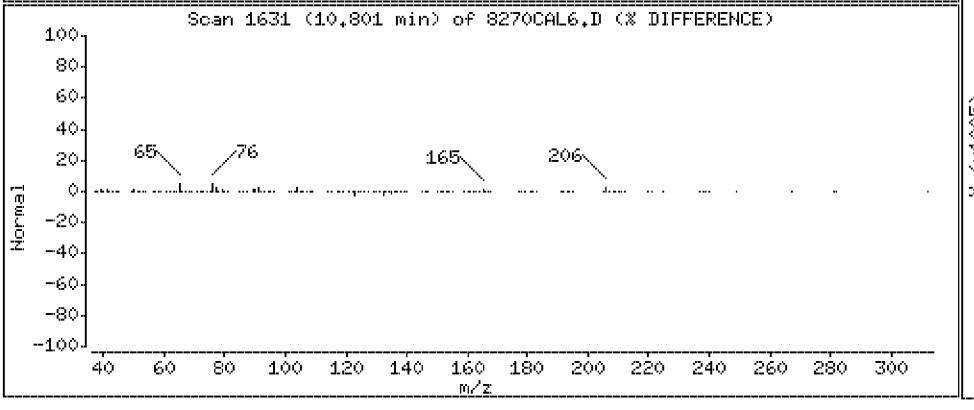

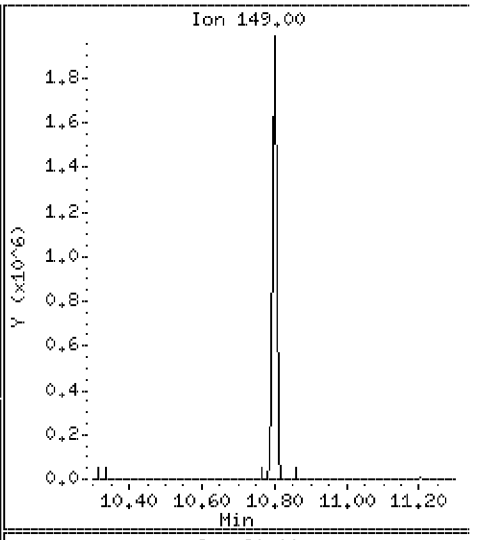

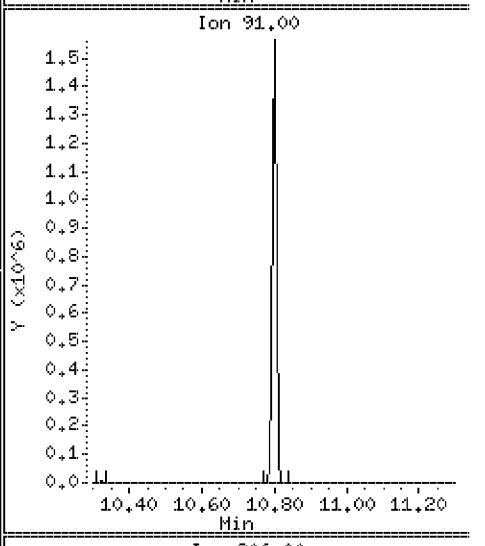

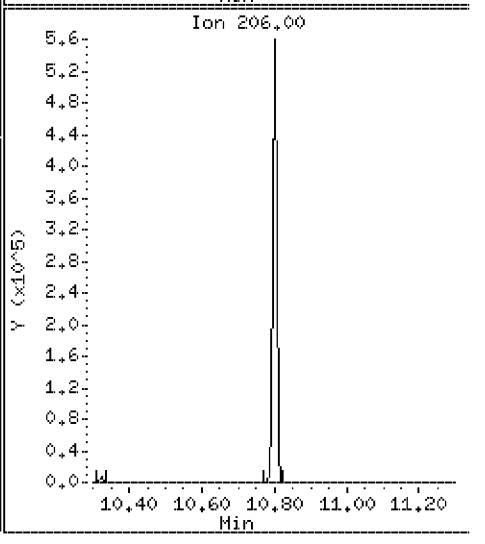

Data File: \\Svecd04\DD\chem\smsd03.i\S3042312.b\8270CAL6.D

Date : 23-APR-2012 10:47

Client ID: 8270CAL6 Instrument: smsd03.i

Sample Info: 45922

Purge Volume: 1000.0 Operator: PEL

Column phase: HPMS-5 Column diameter: 0.25

120 Benzo[a]anthracene Concentration: 69.9 ug/l

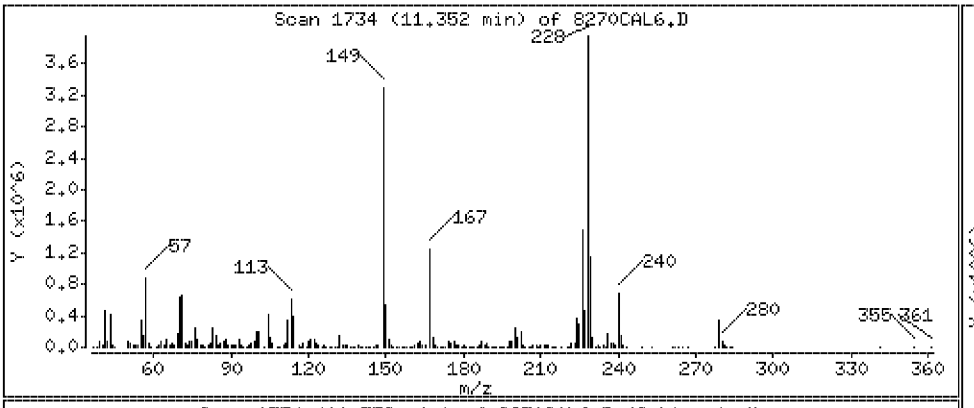

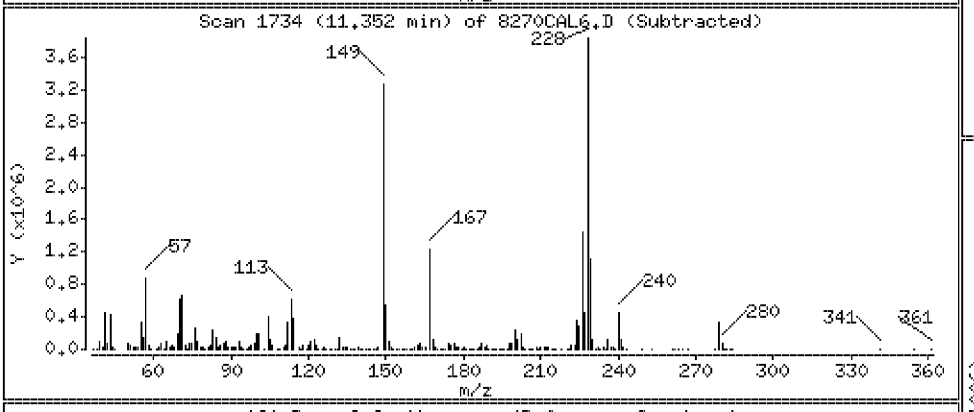

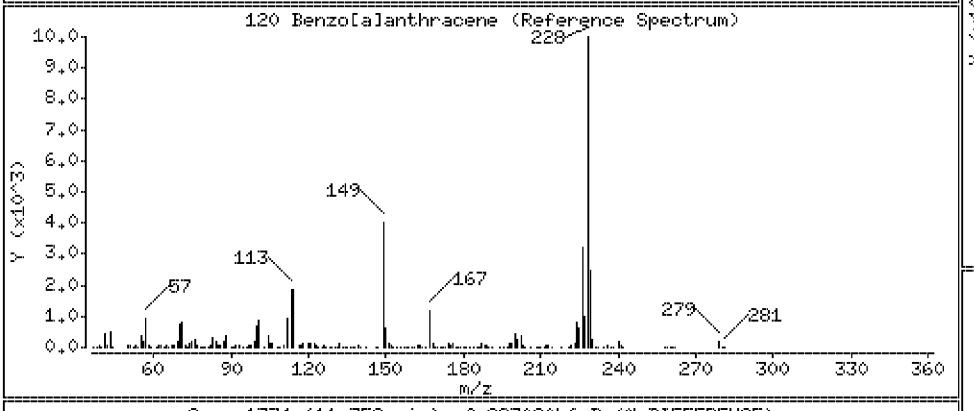

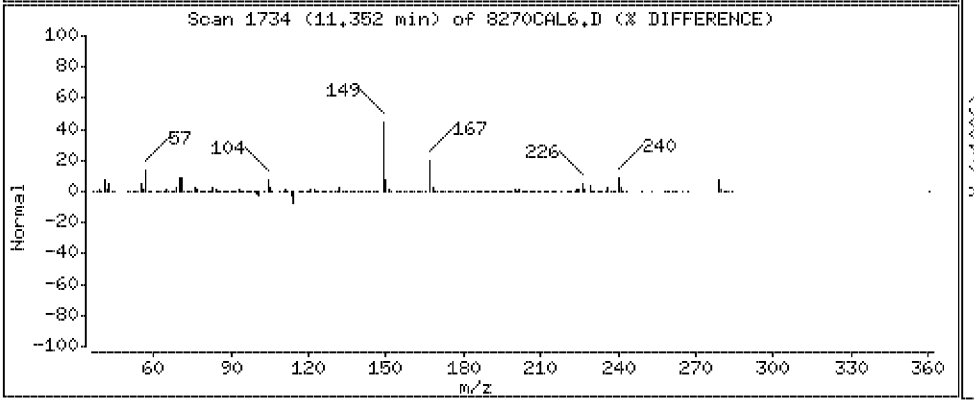

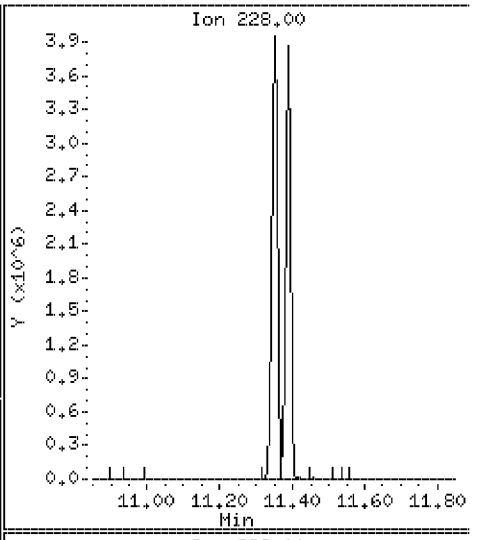

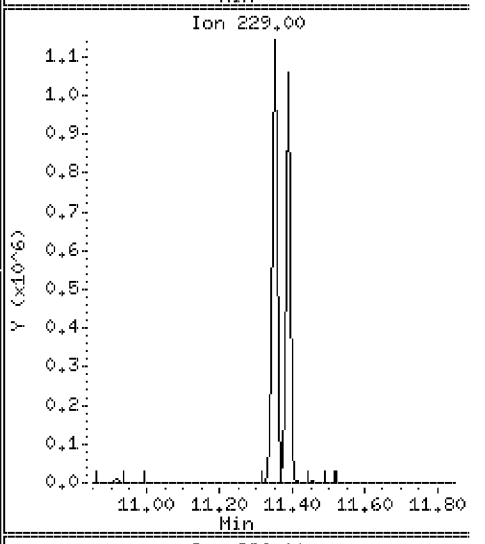

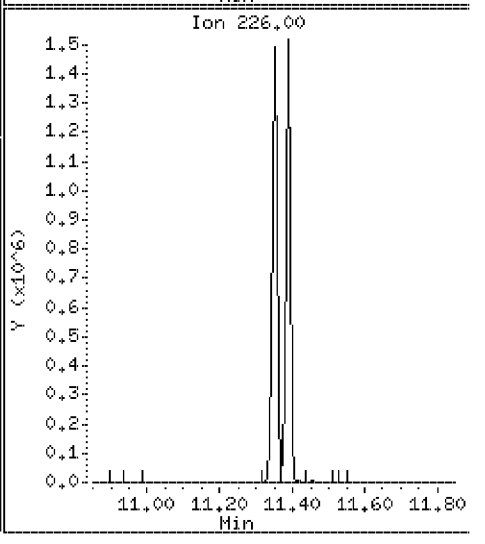

Data File: \\Svecd04\DD\chem\smsd03.i\S3042312.b\8270CAL6.D

Date : 23-APR-2012 10:47

Client ID: 8270CAL6

Instrument: smsd03.i

Sample Info: 45922

Purge Volume: 1000.0

Operator: PEL

Column phase: HPMS-5

Column diameter: 0.25

123 Chrysene

Concentration: 66.6 ug/l

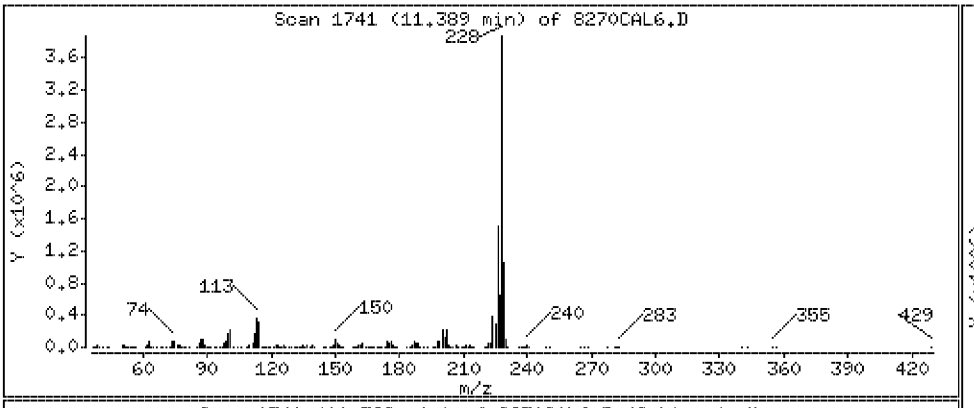

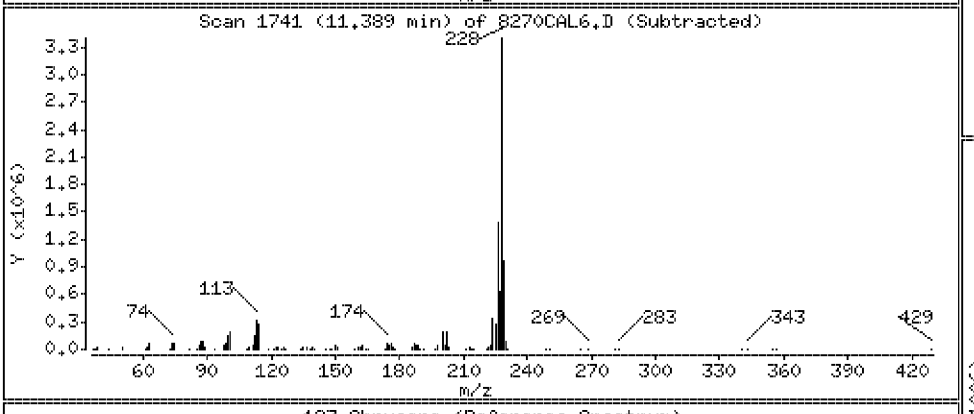

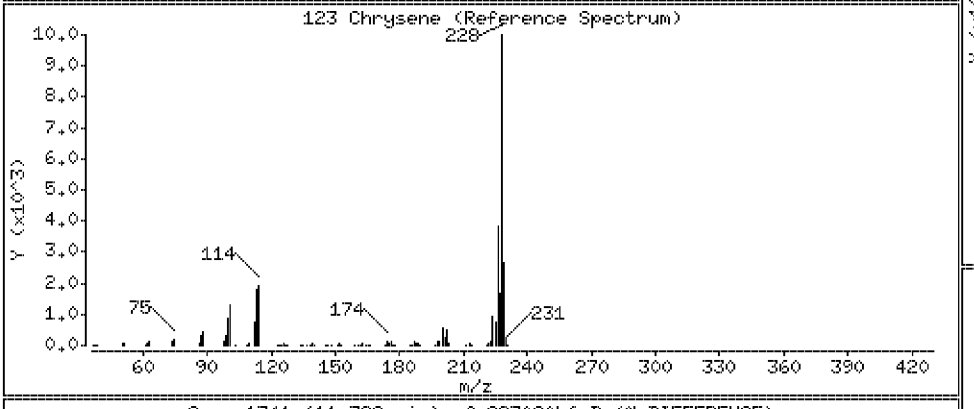

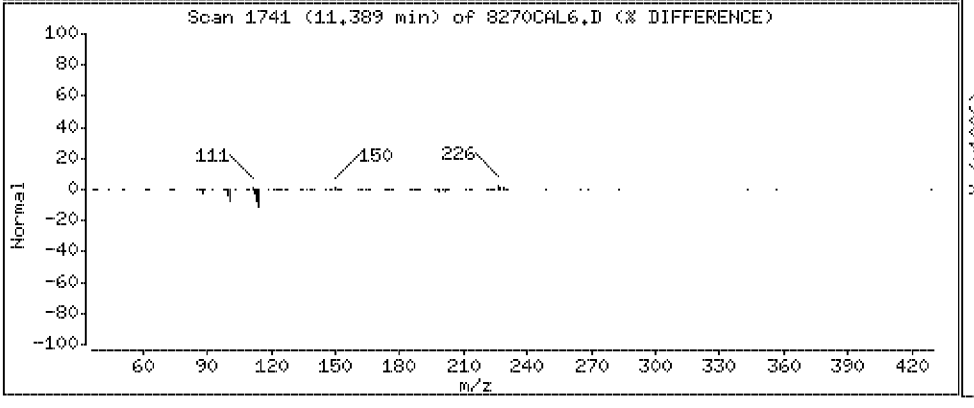

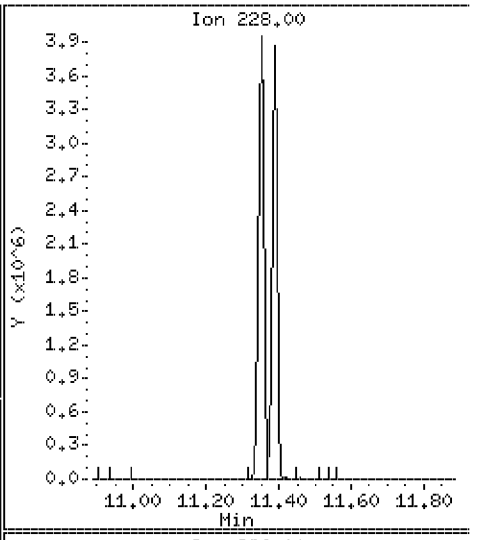

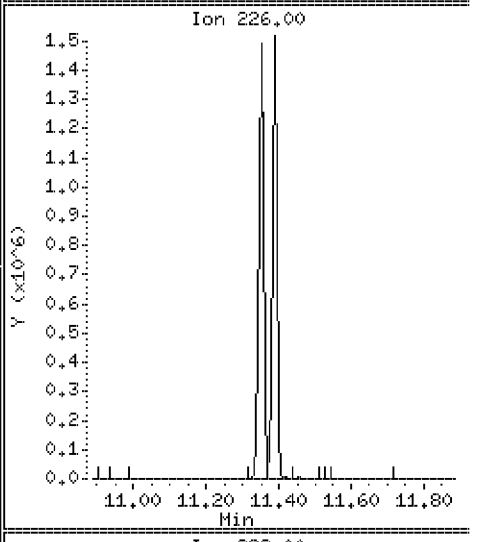

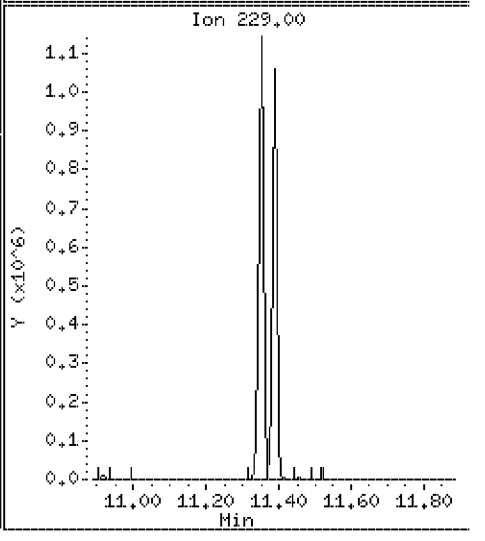

Data File: \\Svecd04\DD\chem\smsd03.i\S3042312.b\8270CAL6.D

Date : 23-APR-2012 10:47

Client ID: 8270CAL6 Instrument: smsd03.i

Sample Info: 45922

Purge Volume: 1000.0 Operator: PEL

Column phase: HPMS-5 Column diameter: 0.25

124 Bis-2-Ethylhexylphthalate Concentration: 76.6 ug/l

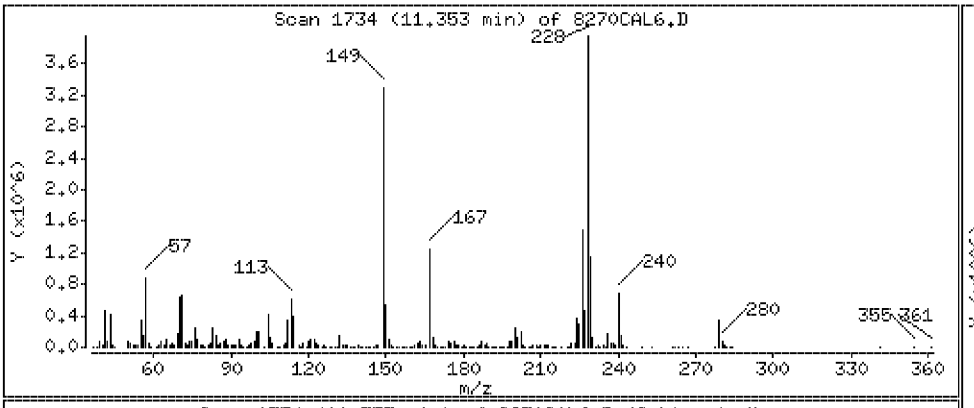

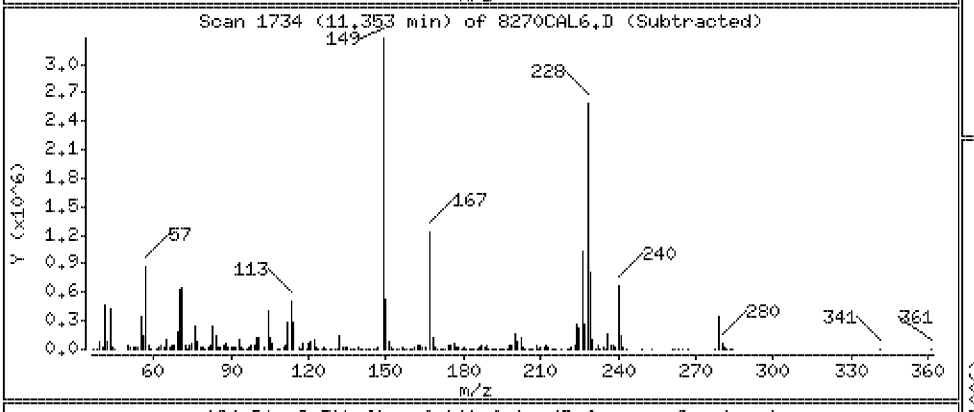

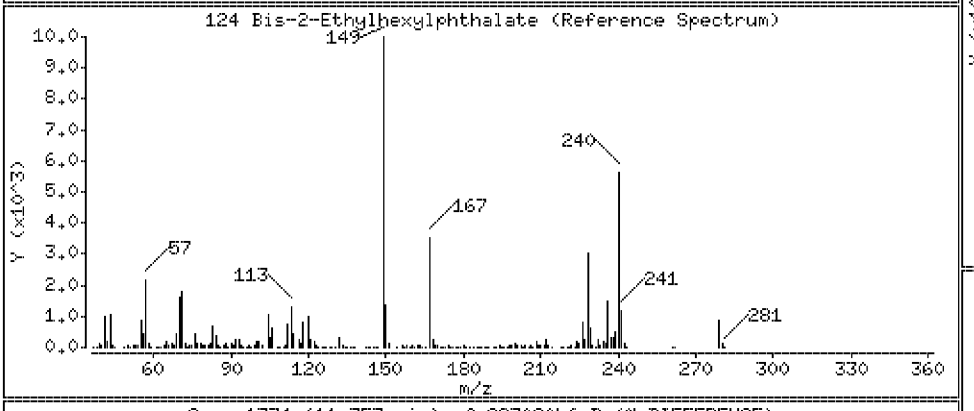

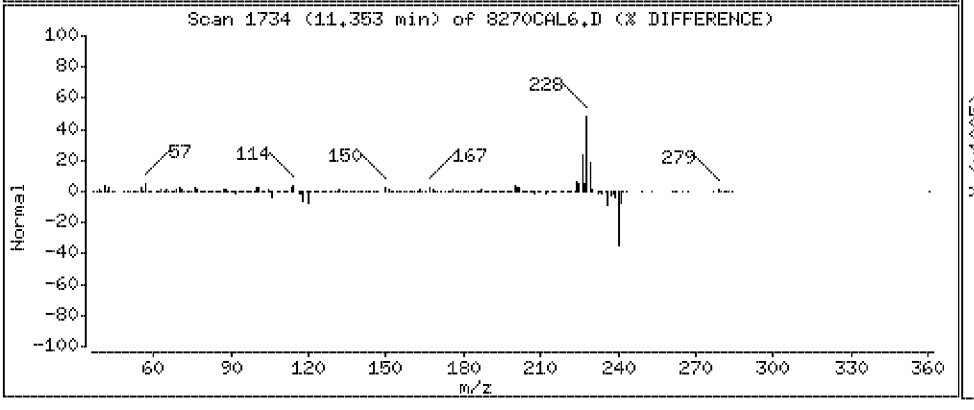

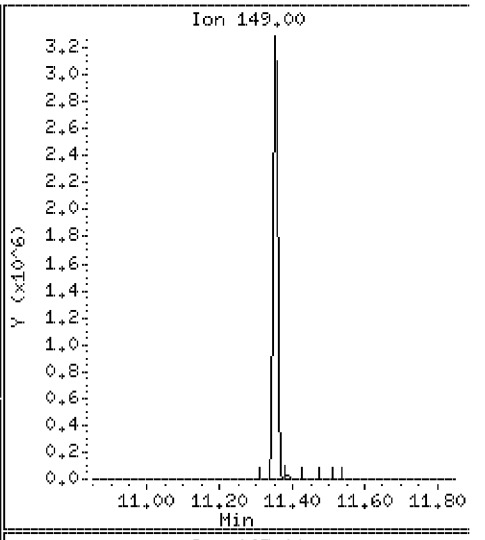

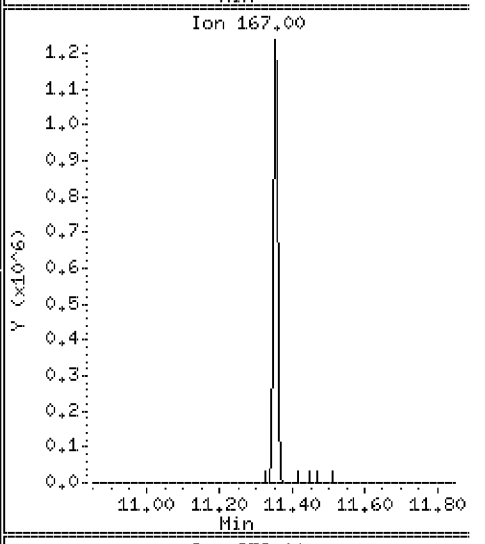

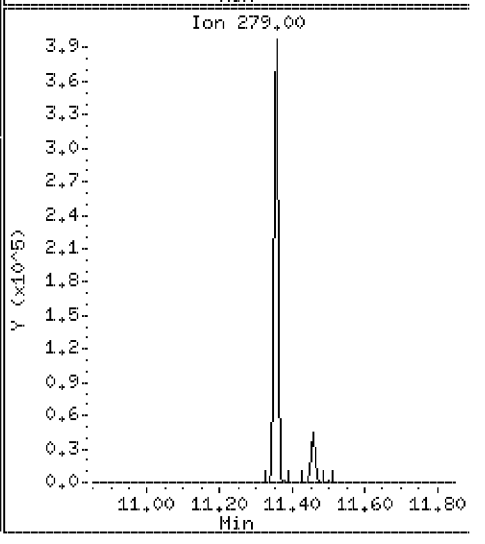

Data File: \\Svecd04\DD\chem\smsd03.i\S3042312.b\8270CAL6.D

Date : 23-APR-2012 10:47

Client ID: 8270CAL6

Instrument: smsd03.i

Sample Info: 45922

Purge Volume: 1000.0

Operator: PEL

Column phase: HPMS-5

Column diameter: 0.25

125 Di-n-octylphthalate

Concentration: 78.1 ug/l

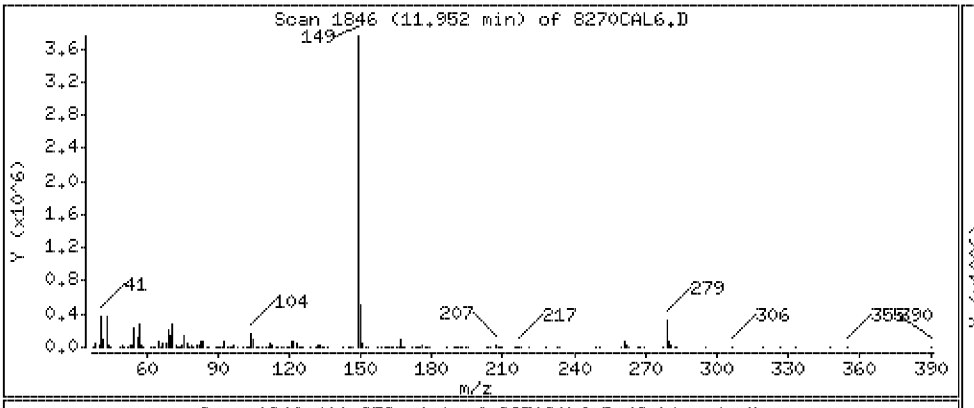

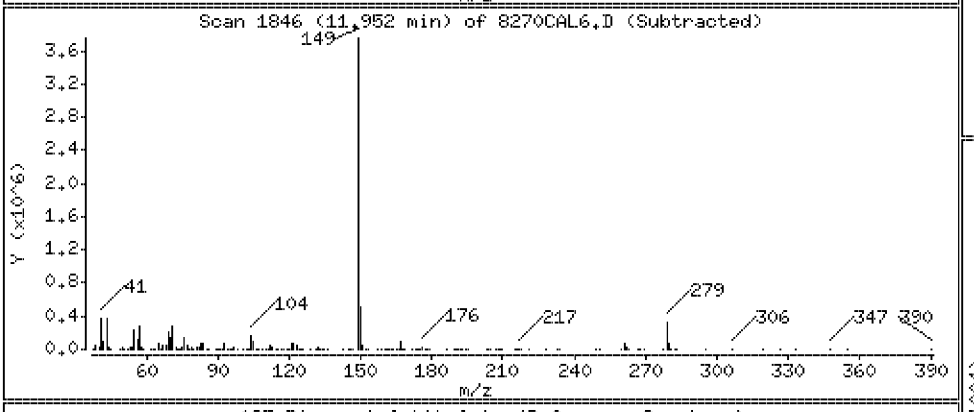

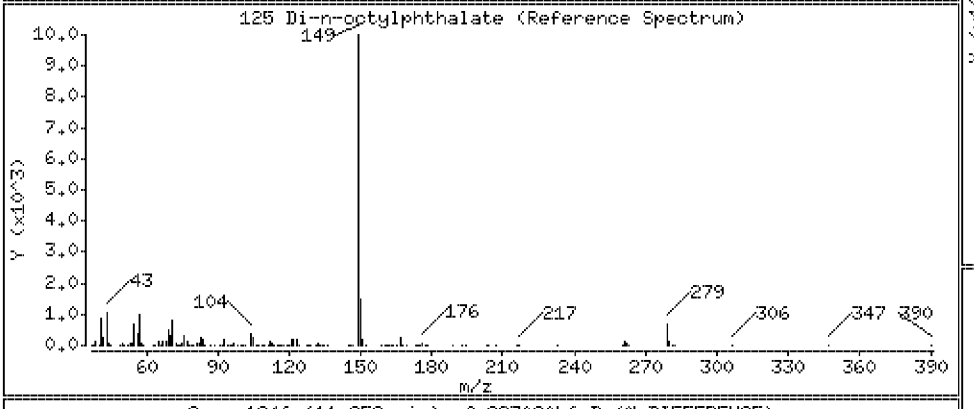

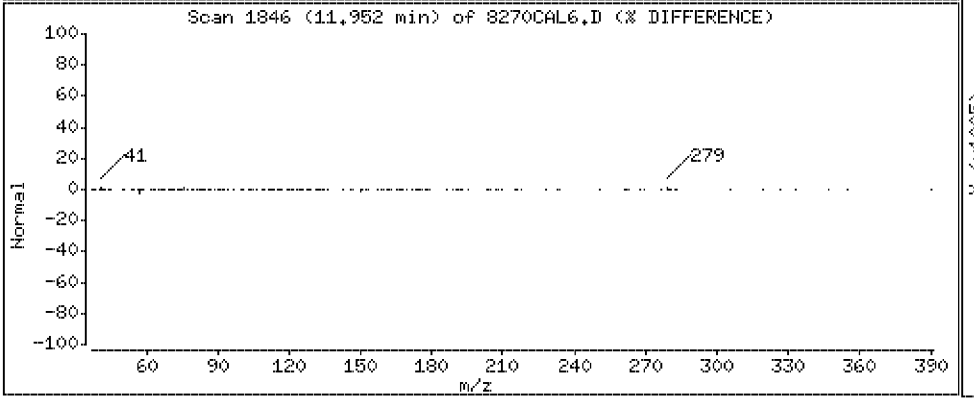

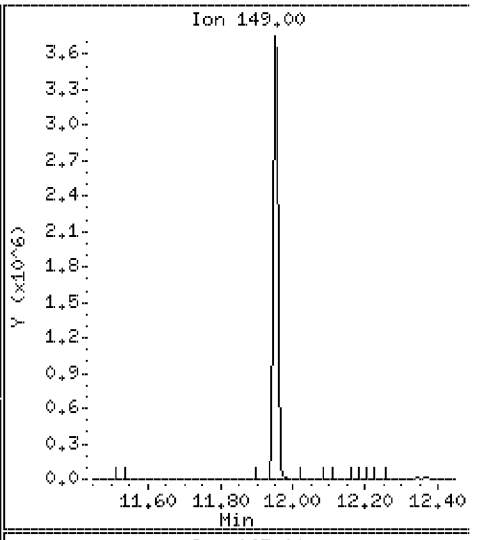

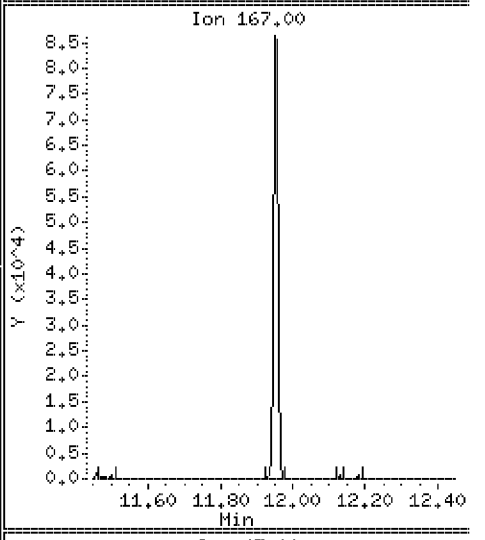

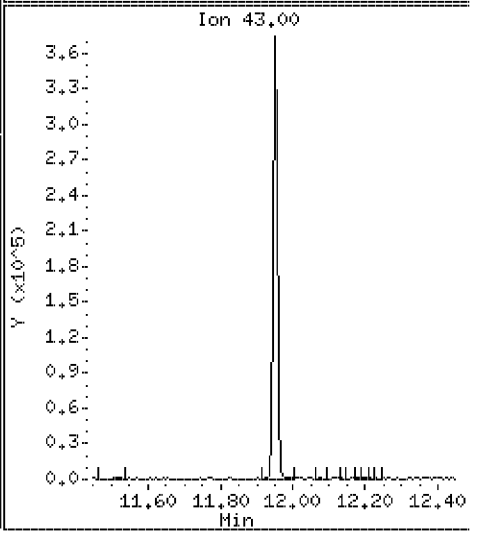

Data File: \\Svecd04\DD\chem\smsd03.i\S3042312.b\8270CAL6.D

Date : 23-APR-2012 10:47

Client ID: 8270CAL6 Instrument: smsd03.i

Sample Info: 45922

Purge Volume: 1000.0 Operator: PEL

Column phase: HPMS-5 Column diameter: 0.25

127 Benzo[b]fluoranthene Concentration: 75.5 ug/l

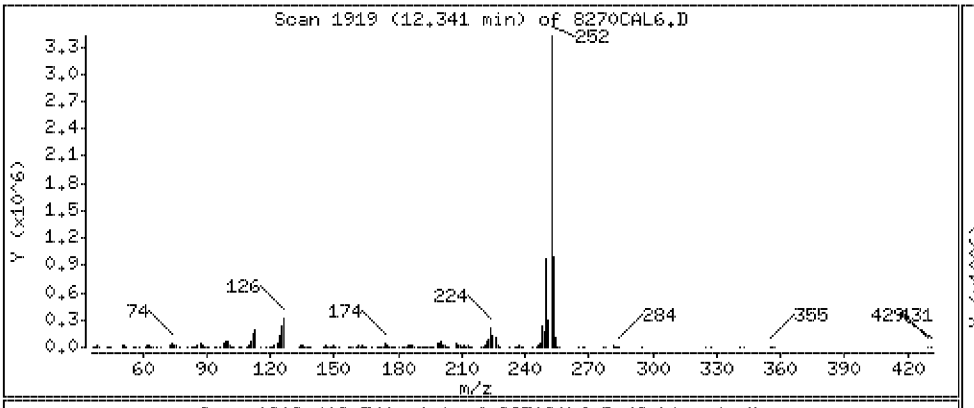

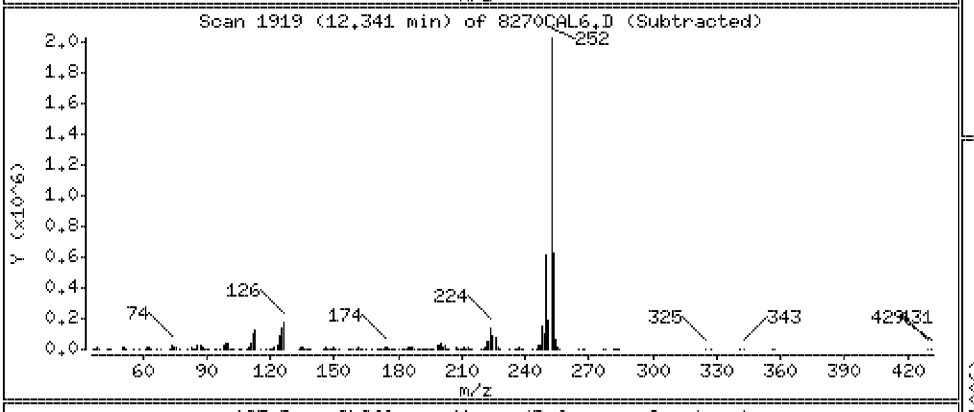

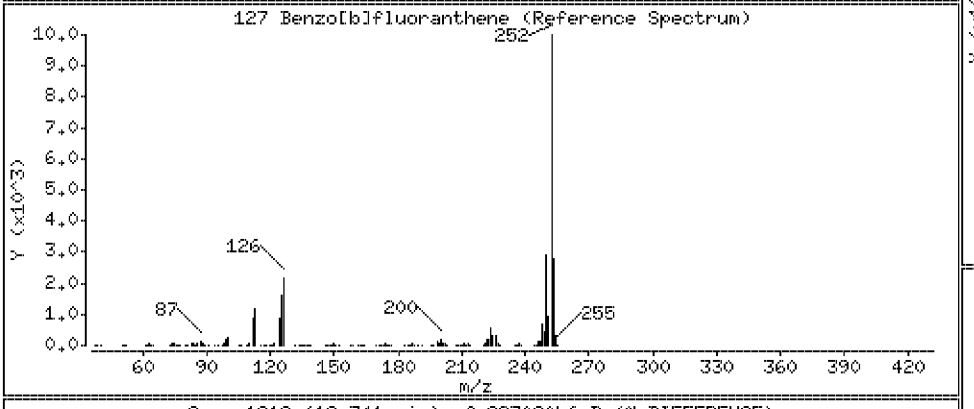

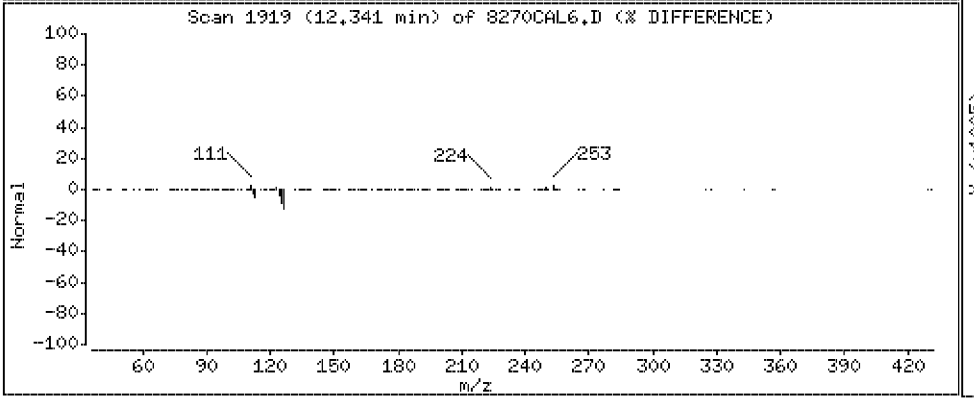

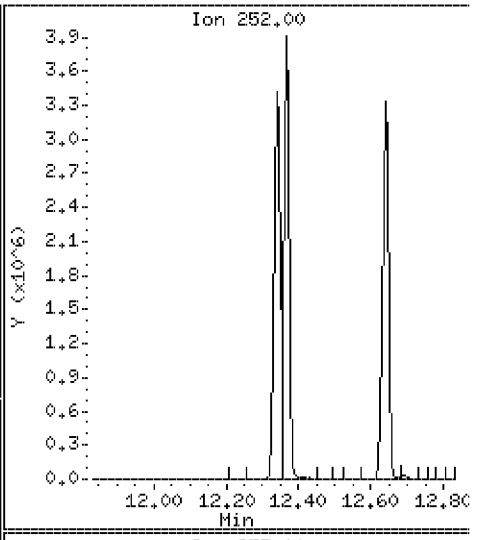

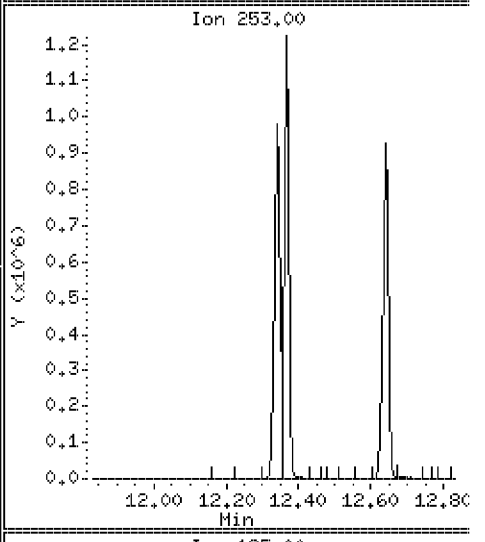

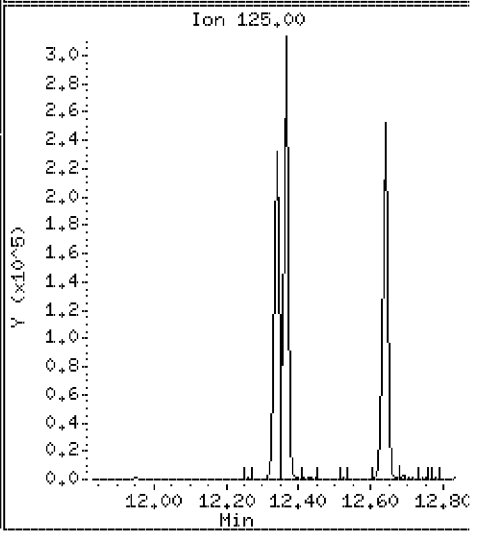

Data File: \\Svecd04\DD\chem\smsd03.i\S3042312.b\8270CAL6.D

Date : 23-APR-2012 10:47

Client ID: 8270CAL6

Instrument: smsd03.i

Sample Info: 45922

Purge Volume: 1000.0

Operator: PEL

Column phase: HPMS-5

Column diameter: 0.25

128 Benzo[k]fluoranthene

Concentration: 72.8 ug/l

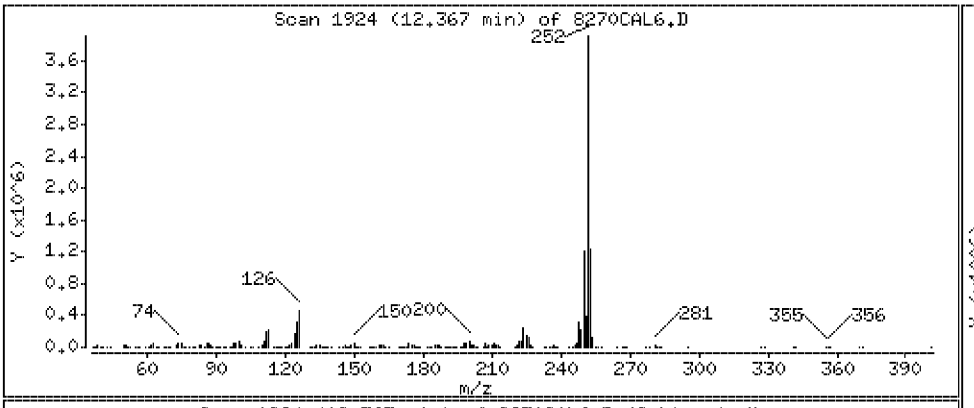

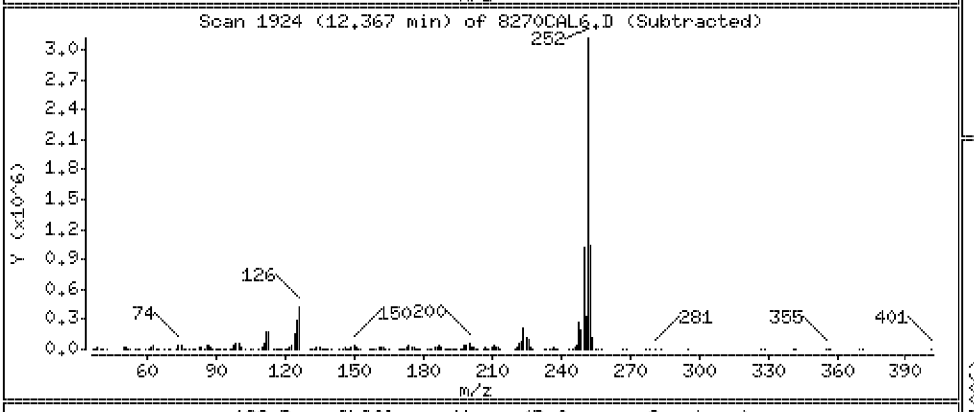

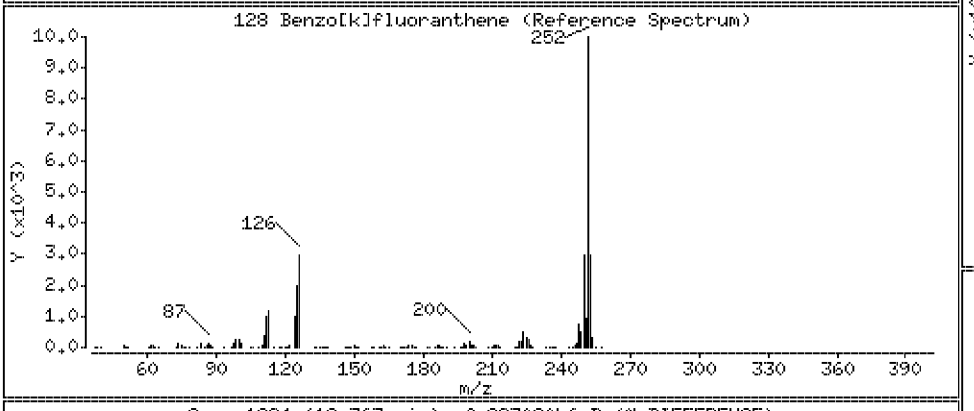

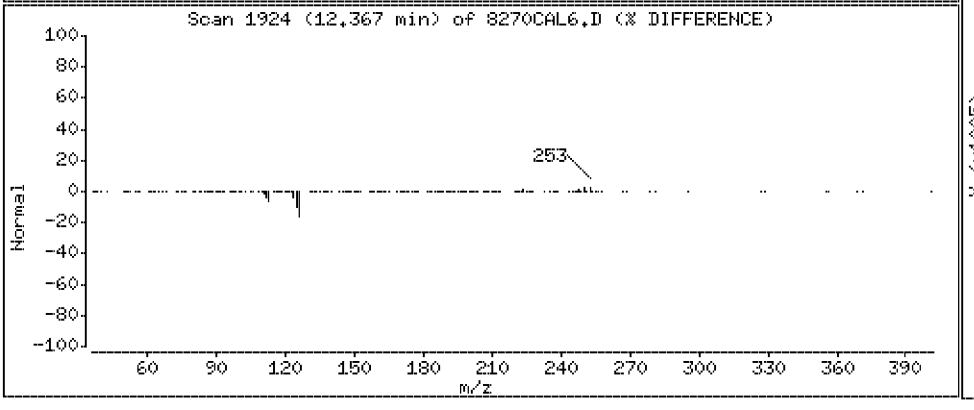

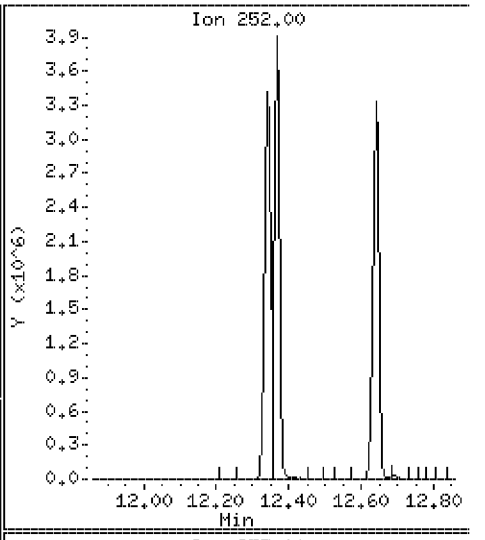

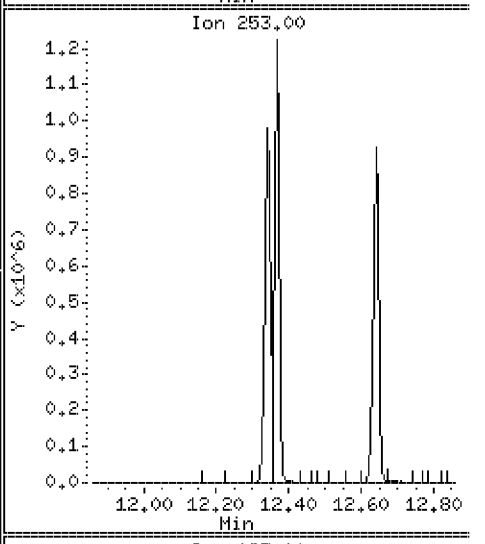

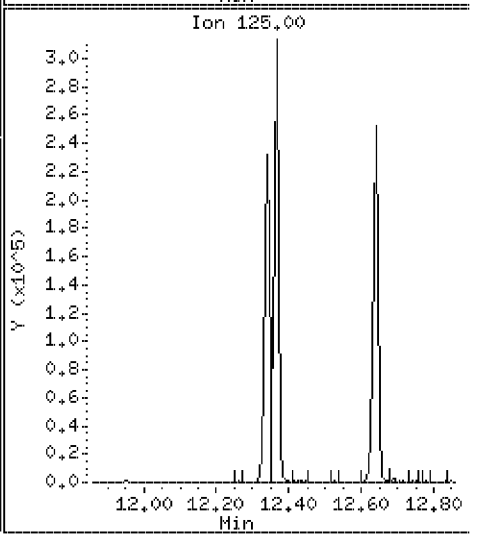

Data File: \\Svecd04\DD\chem\smsd03.i\S3042312.b\8270CAL6.D

Date : 23-APR-2012 10:47

Client ID: 8270CAL6

Instrument: smsd03.i

Sample Info: 45922

Purge Volume: 1000.0

Operator: PEL

Column phase: HPMS-5

Column diameter: 0.25

129 Benzo[a]pyrene

Concentration: 75.0 ug/l

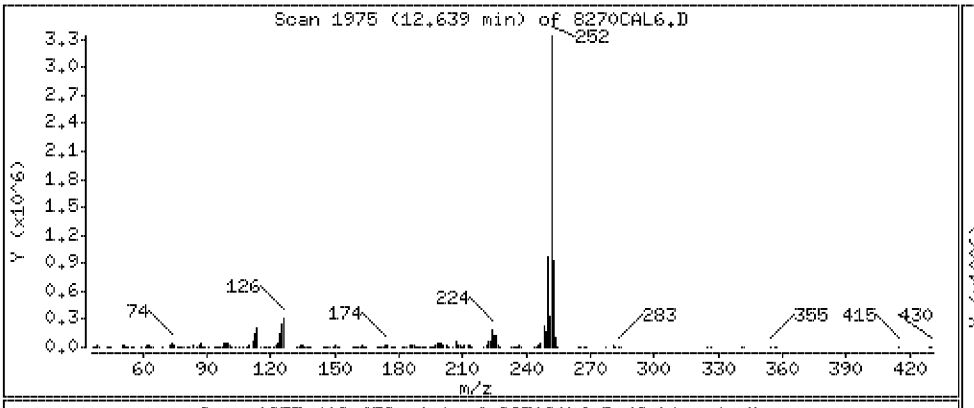

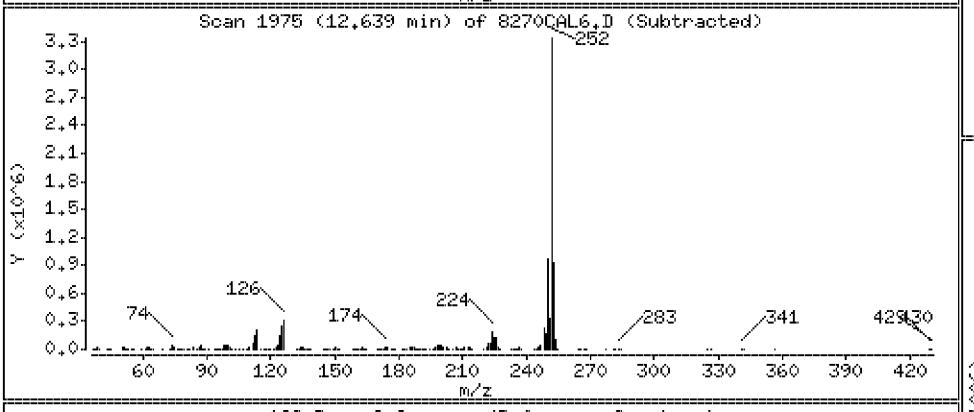

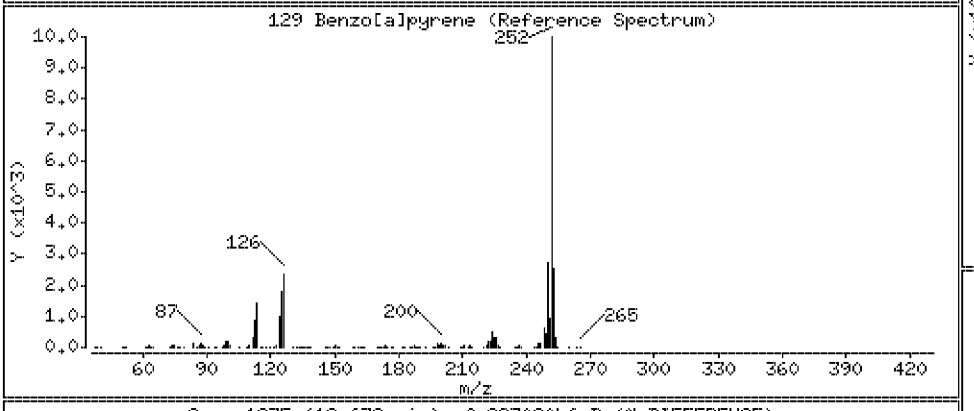

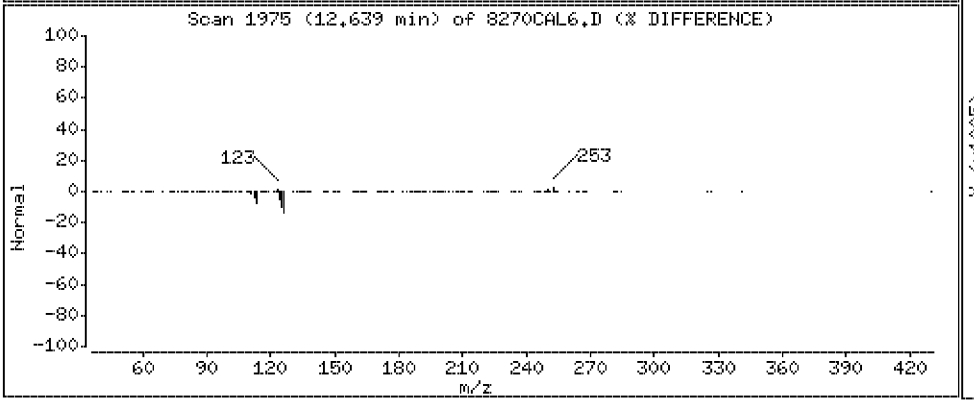

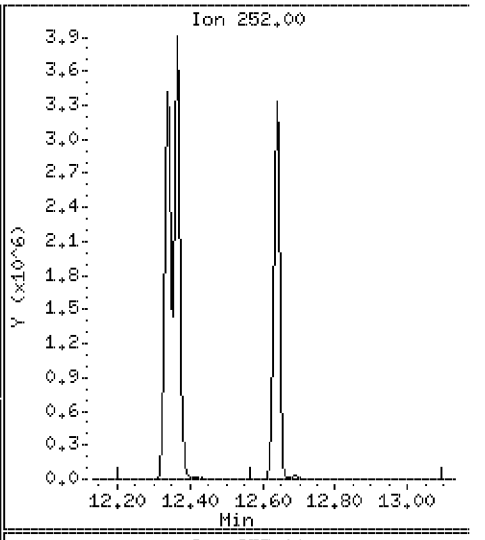

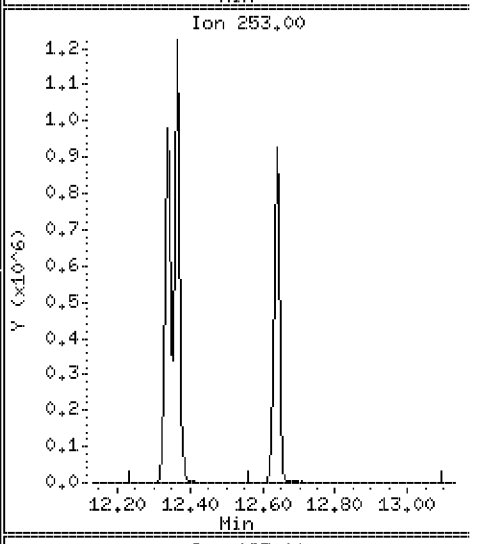

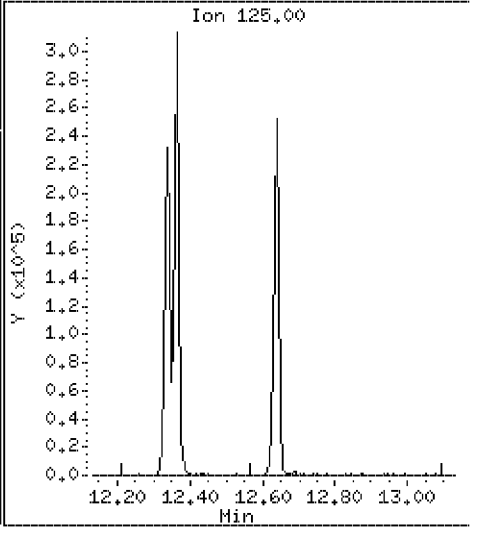

Data File: \\Svecd04\DD\chem\smsd03.i\S3042312.b\8270CAL6.D

Date : 23-APR-2012 10:47

Client ID: 8270CAL6 Instrument: smsd03.i

Sample Info: 45922

Purge Volume: 1000.0 Operator: PEL

Column phase: HPMS-5 Column diameter: 0.25

133 Indeno[1,2,3-cd]pyrene Concentration: 75.0 ug/l

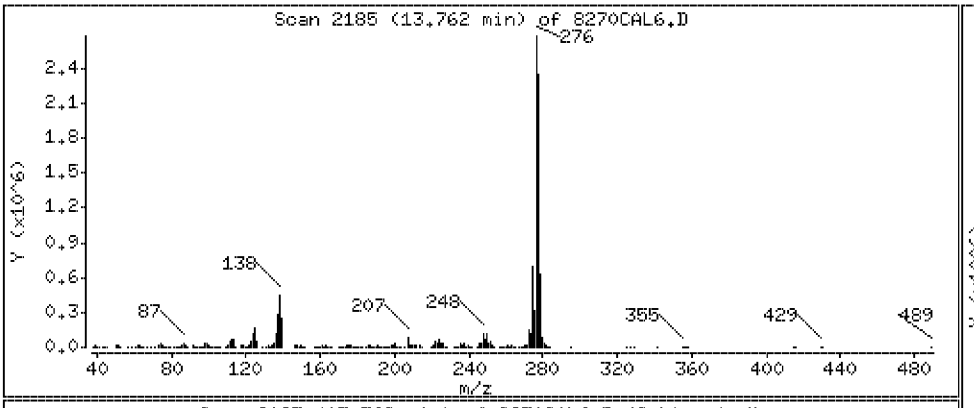

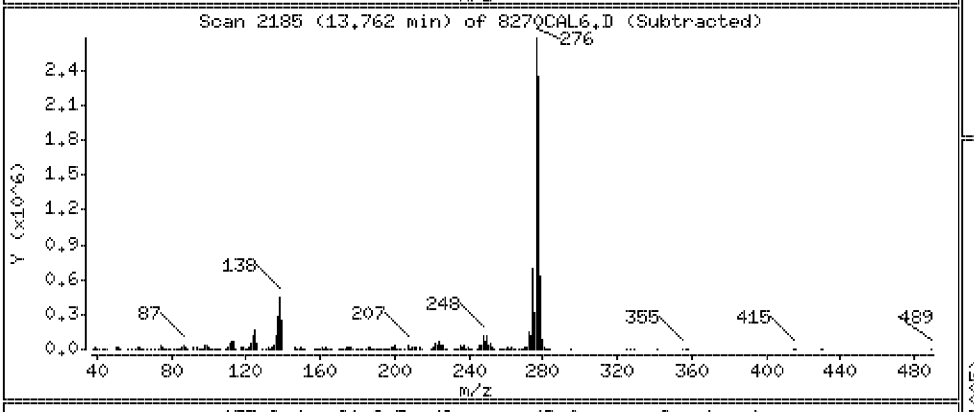

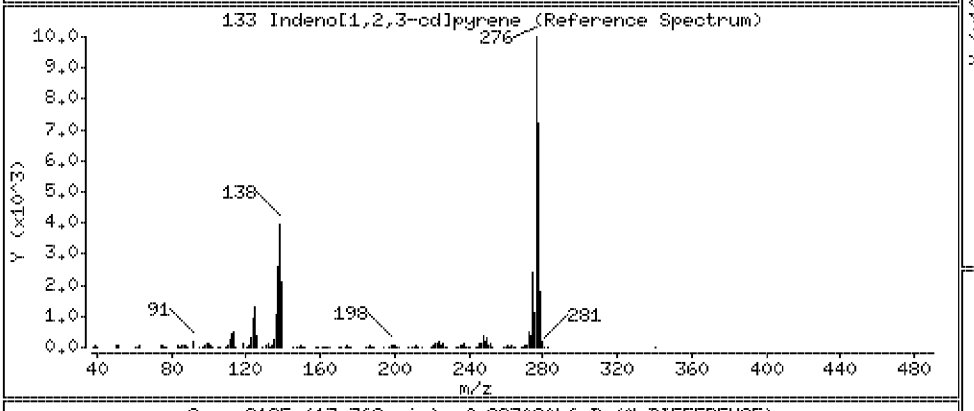

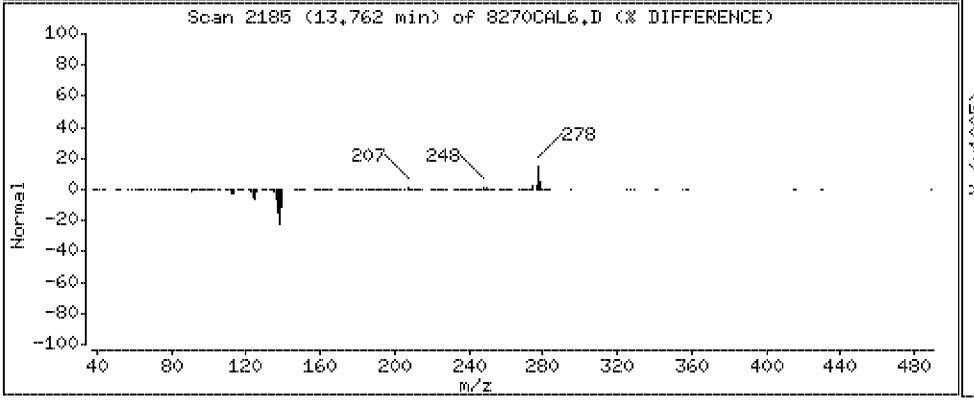

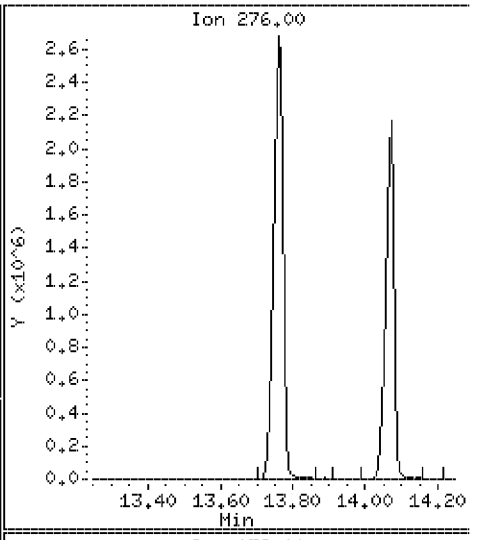

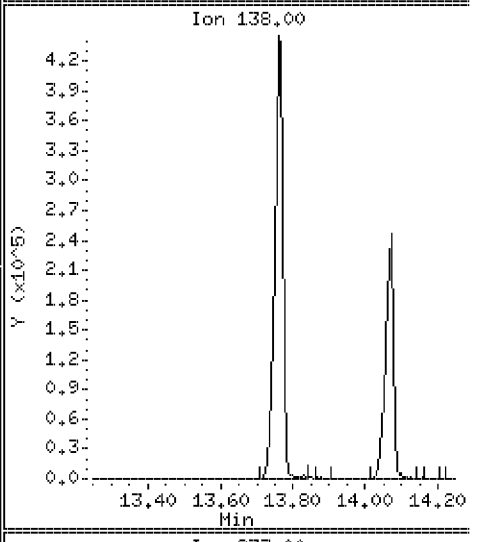

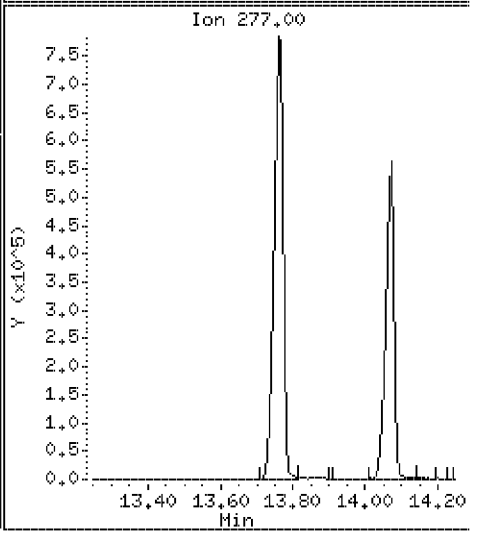

Data File: \\Svecd04\DD\chem\smsd03.i\S3042312.b\8270CAL6.D

Date : 23-APR-2012 10:47

Client ID: 8270CAL6 Instrument: smsd03.i

Sample Info: 45922

Purge Volume: 1000.0 Operator: PEL

Column phase: HPMS-5 Column diameter: 0.25

134 Dibenz[a,h]anthracene Concentration: 76.3 ug/l

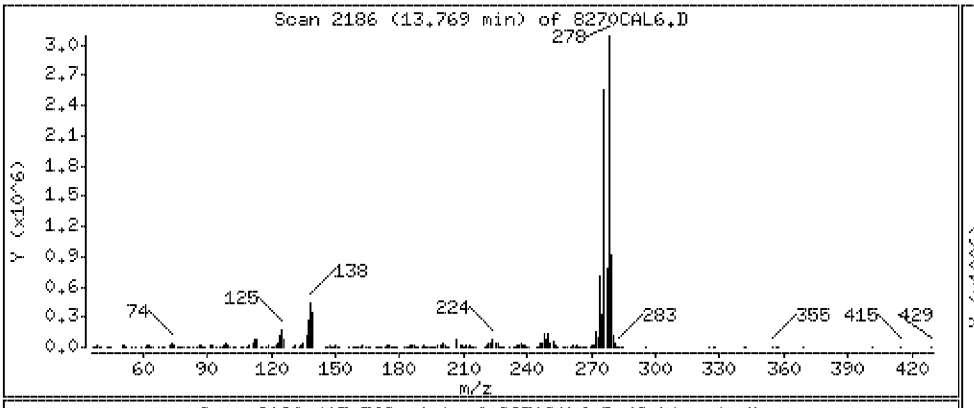

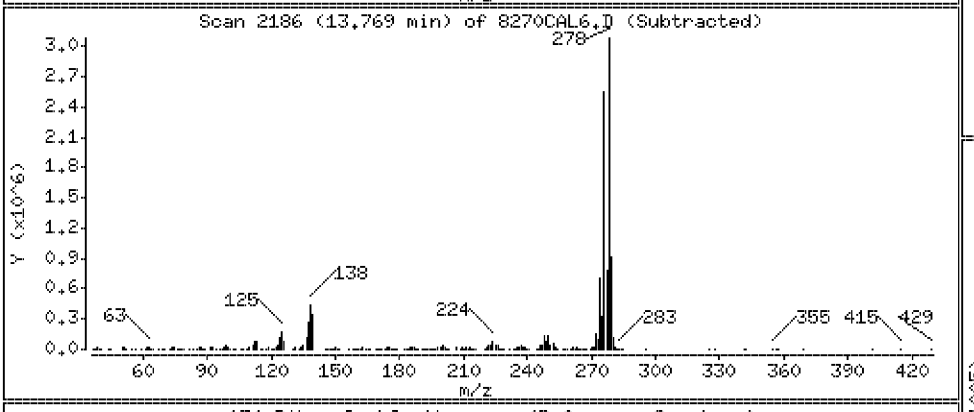

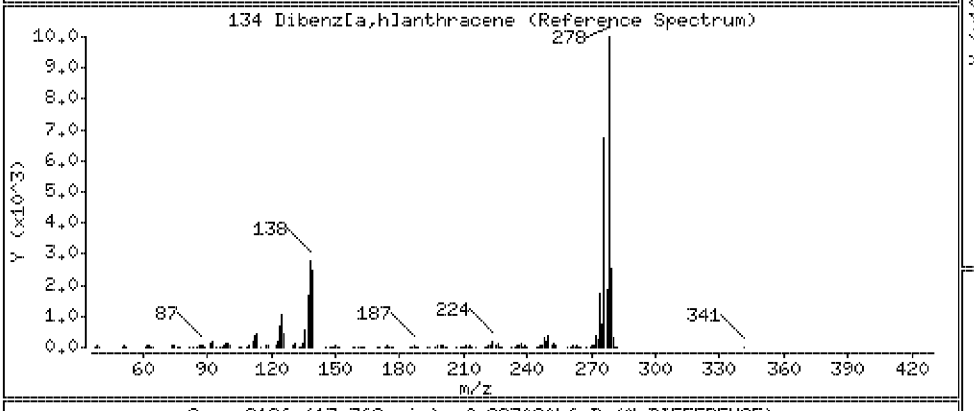

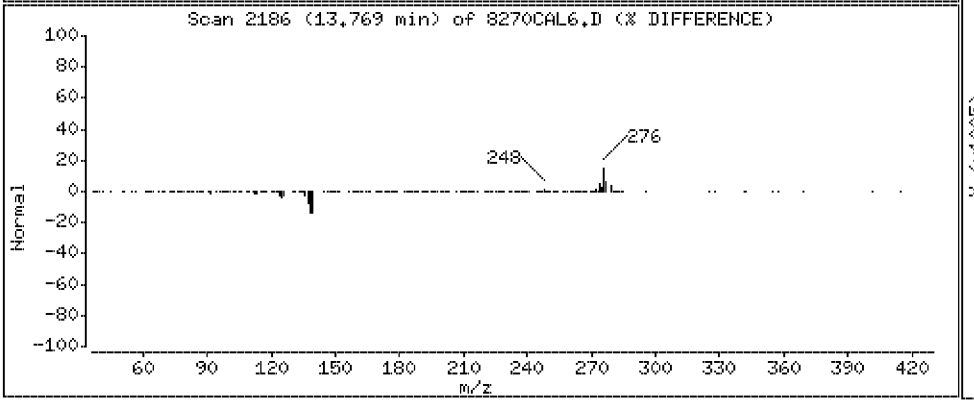

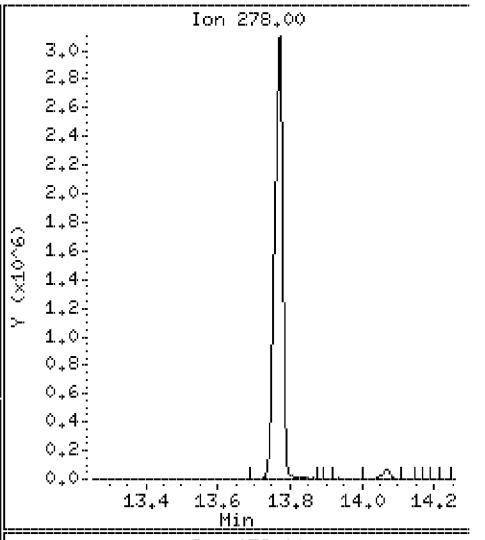

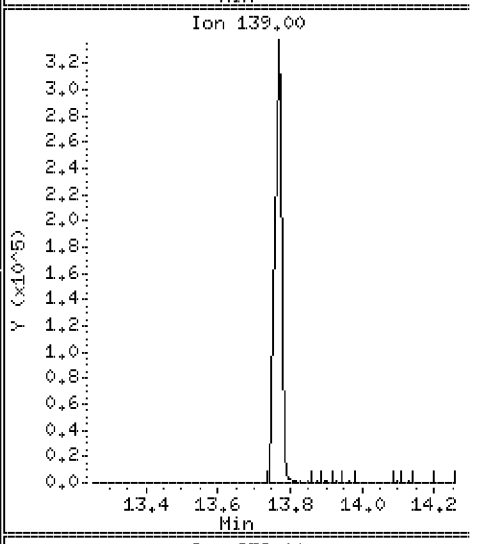

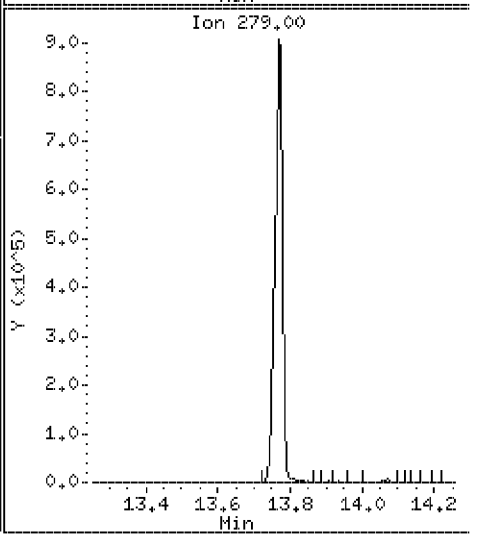

Data File: \\Svecd04\DD\chem\smsd03.i\S3042312.b\8270CAL6.D

Date : 23-APR-2012 10:47

Client ID: 8270CAL6 Instrument: smsd03.i

Sample Info: 45922

Purge Volume: 1000.0 Operator: PEL

Column phase: HPMS-5 Column diameter: 0.25

135 Benzo[g,h,i]perylene Concentration: 70.3 ug/l

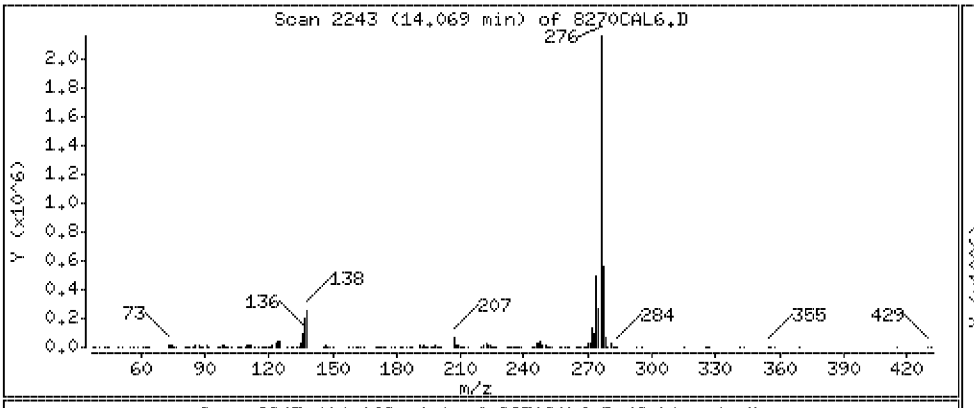

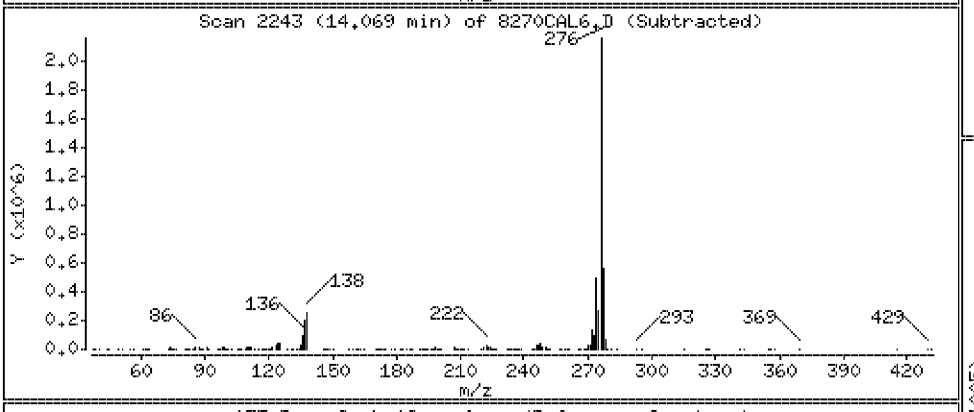

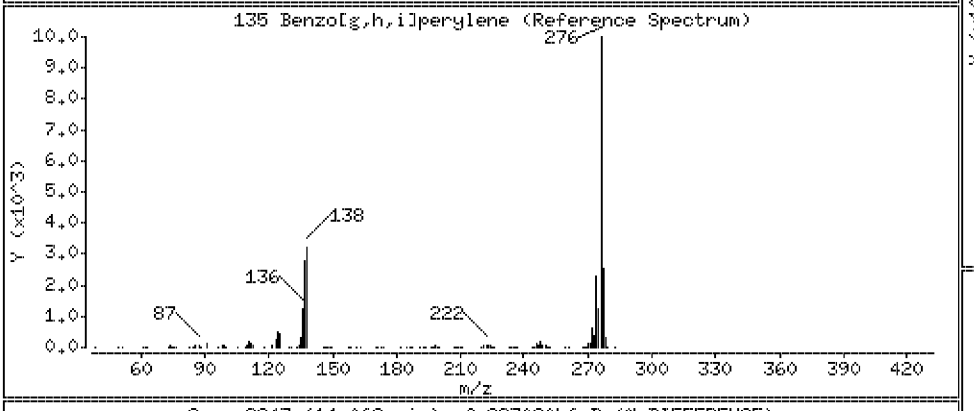

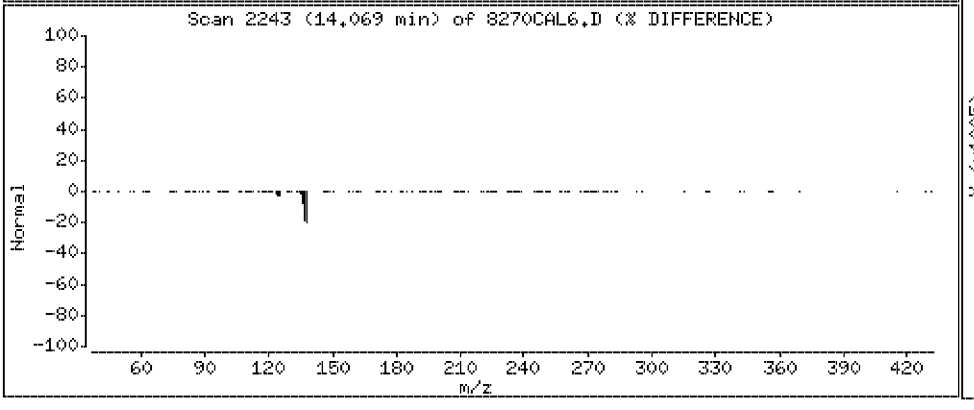

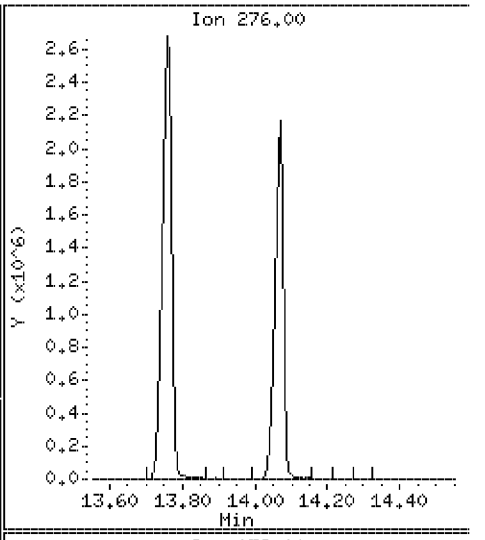

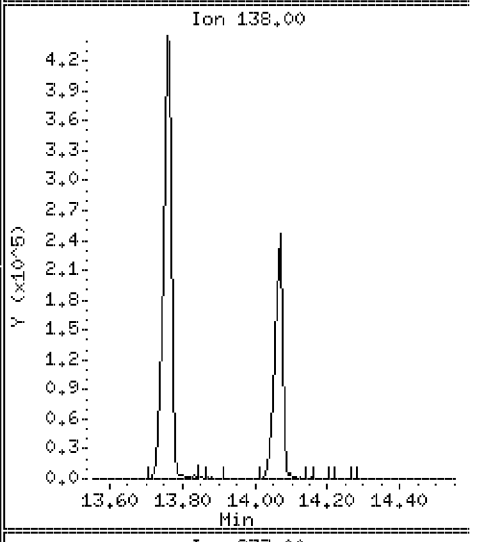

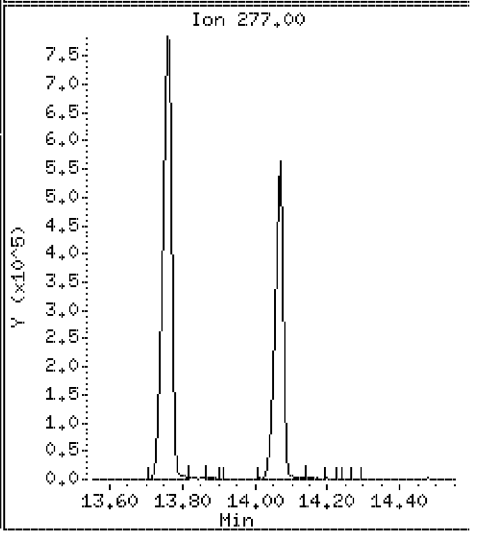

PEL Laboratories, Inc.

Data file : \\Svecd04\DD\chem\smsd03.i\S3042312.b\8270CAL5.D
Lab Smp Id: 45923 Client Smp ID: 8270CAL5
Inj Date : 23-APR-2012 11:10 MS Autotune Date: 12-SEP-2011 18:58
Operator : PEL Inst ID: smsd03.i
Smp Info : 45923
Misc Info :
Comment :
Method : \\Svecd04\DD\chem\smsd03.i\S3042312.b\8270bcs.m
Meth Date : 25-Apr-2012 09:57 mjacobs Quant Type: ISTD
Cal Date : 17-APR-2012 22:27 Cal File: AP9CAL7.D
Als bottle: 3 Calibration Sample, Level: 5
Dil Factor: 1.00000
Integrator: HP Genie Compound Sublist: 8270caln.sub
Target Version: 4.14 Sample Matrix: WATER

Concentration Formula: Amt * DF * (1/(Vo/1000))*Vf * CpndVariable

Name	Value	Description
DF	1.000	Dilution Factor
Vo	1000.000	Volume of sample extracted (mL)
Vf	1.000	Final Volume
Cpnd Variable		Local Compound Variable

RT	EXP RT	REL RT	MASS	RESPONSE	AMOUNTS CAL-AMT (ug/ml)	AMOUNTS ON-COL (ug/ml)	TARGET RANGE	RATIO
2 Pyridine						CAS #: 110-86-1		
2.380	2.381	(0.535)	79	776583	60.0000	61.0	80.00- 120.00	100.00
2.379	2.381	(0.535)	52	292044			7.01- 67.01	37.61
M 16 Cresols (Total)						CAS #: 1319-77-3		
				1352359	120.000			(a)
1 N-Nitrosodimethylamine						CAS #: 62-75-9		
2.338	2.338	(0.526)	42	343482	60.0000	59.7	80.00- 120.00	100.00
2.338	2.338	(0.526)	74	488963			112.35- 172.35	142.35
2.339	2.338	(0.526)	44	16639			0.00- 34.21	4.84
$ 6 2-Fluorophenol (SURR)						CAS #: 367-12-4		
3.383	3.383	(0.761)	112	1205450	120.000	123	80.00- 120.00	100.00
3.383	3.383	(0.761)	64	746615			33.15- 93.15	61.94
$ 11 Phenol-d5 (SURR)						CAS #: 4165-62-2		
4.141	4.139	(0.931)	99	1646423	120.000	125	80.00- 120.00	100.00
4.141	4.139	(0.931)	42	314284			0.00- 48.89	19.09
4.141	4.139	(0.931)	71	875318			23.76- 83.76	53.16
13 Phenol						CAS #: 108-95-2		
4.152	4.151	(0.934)	94	929648	60.0000	62.4	80.00- 120.00	100.00

RT	EXP RT	REL RT	MASS	RESPONSE	AMOUNTS CAL-AMT (ug/ml)	AMOUNTS ON-COL (ug/ml)	TARGET RANGE	RATIO
13 Phenol (continued)								
4.153	4.151	(0.934)	65	553146			31.39- 91.39	59.50
4.153	4.151	(0.934)	66	1009521			81.48- 141.48	108.59
10 Aniline						CAS #: 62-53-3		
4.167	4.166	(0.937)	93	961259	60.0000	60.8	80.00- 120.00	100.00
4.153	4.166	(0.934)	65	553147			26.91- 86.91	57.54
4.153	4.166	(0.934)	66	1009523			73.34- 133.34	105.02
14 Bis(2-Chloroethyl)ether						CAS #: 111-44-4		
4.211	4.210	(0.947)	93	571615	60.0000	61.0	80.00- 120.00	100.00
4.211	4.210	(0.947)	63	401222			42.30- 102.30	70.19
4.211	4.210	(0.947)	95	184500			1.53- 61.53	32.28
15 2-Chlorophenol						CAS #: 95-57-8		
4.279	4.278	(0.962)	128	605244	60.0000	61.8	80.00- 120.00	100.00
4.278	4.278	(0.962)	64	316696			20.72- 80.72	52.33
4.279	4.278	(0.962)	130	197465			2.39- 62.39	32.63
17 1,3-Dichlorobenzene						CAS #: 541-73-1		
4.401	4.401	(0.989)	146	747778	60.0000	62.2	80.00- 120.00	100.00
4.401	4.401	(0.989)	148	497818			36.16- 96.16	66.57
4.400	4.401	(0.989)	111	334635			16.14- 76.14	44.75
* 18 1,4-Dichlorobenzene-d4						CAS #: 3855-82-1		
4.448	4.448	(1.000)	152	338925	40.0000		80.00- 120.00	100.00
4.447	4.448	(1.000)	115	212910			32.20- 92.20	62.82
4.448	4.448	(1.000)	150	594942			139.77- 199.77	175.54
19 1,4-Dichlorobenzene						CAS #: 106-46-7		
4.463	4.462	(1.003)	146	773917	60.0000	61.1	80.00- 120.00	100.00
4.463	4.462	(1.003)	148	510161			38.09- 98.09	65.92
4.462	4.462	(1.003)	111	344590			14.50- 74.50	44.53
21 Benzyl alcohol						CAS #: 100-51-6		
4.568	4.567	(1.027)	108	431091	60.0000	64.2	80.00- 120.00	100.00
4.568	4.567	(1.027)	79	711897			152.29- 212.29	165.14
4.568	4.567	(1.027)	77	500818			97.26- 157.26	116.17
20 1,2-Dichlorobenzene						CAS #: 95-50-1		
4.600	4.599	(1.034)	146	701630	60.0000	60.8	80.00- 120.00	100.00
4.600	4.599	(1.034)	148	477881			38.32- 98.32	68.11
4.600	4.599	(1.034)	111	331598			18.14- 78.14	47.26
22 2-Methylphenol						CAS #: 95-48-7		
4.672	4.671	(1.050)	107	553710	60.0000	62.4	80.00- 120.00	100.00
4.672	4.671	(1.050)	108	630729			82.43- 142.43	113.91
4.672	4.671	(1.050)	79	474115			55.43- 115.43	85.63
23 2,2'-oxybis(1-chloropropane)						CAS #: 108-60-1		
4.676	4.675	(1.051)	45	395260	60.0000	60.4	80.00- 120.00	100.00
4.672	4.675	(1.050)	77	537865			102.98- 162.98	136.08
4.677	4.675	(1.051)	121	216601			24.22- 84.22	54.80

RT	EXP RT	REL RT	MASS	RESPONSE	AMOUNTS CAL-AMT (ug/ml)	AMOUNTS ON-COL (ug/ml)	TARGET RANGE	RATIO
28 4-Methylphenol						CAS #: 106-44-5		
4.809	4.808	(1.081)	107	798649	60.0000	62.2	80.00- 120.00	100.00
4.809	4.808	(1.081)	108	660389			50.54- 110.54	82.69
4.809	4.808	(1.081)	79	254979			2.76- 62.76	31.93
26 N-Nitrosodinpropylamine						CAS #: 621-64-7		
4.801	4.798	(1.079)	70	617050	60.0000	61.8	80.00- 120.00	100.00
4.800	4.798	(1.079)	42	237140			6.87- 66.87	38.43
4.802	4.798	(1.079)	130	120316			0.00- 49.23	19.50
30 Hexachloroethane						CAS #: 67-72-1		
4.902	4.902	(1.102)	117	304174	60.0000	60.8	80.00- 120.00	100.00
4.903	4.902	(1.102)	201	369564			90.07- 150.07	121.50
4.903	4.902	(1.102)	199	226745			43.69- 103.69	74.54
$ 31 Nitrobenzene-d5 (SURR)						CAS #: 4165-60-0		
4.945	4.944	(0.881)	82	929435	60.0000	60.8	80.00- 120.00	100.00
4.946	4.944	(0.881)	128	305099			2.76- 62.76	32.83
4.945	4.944	(0.881)	54	348633			7.08- 67.08	37.51
32 Nitrobenzene						CAS #: 98-95-3		
4.963	4.962	(0.885)	77	895999	60.0000	59.4	80.00- 120.00	100.00
4.963	4.962	(0.885)	123	314361			4.18- 64.18	35.08
4.963	4.962	(0.885)	65	140750			0.00- 45.17	15.71
34 Isophorone						CAS #: 78-59-1		
5.178	5.176	(0.923)	82	1094088	60.0000	59.5	80.00- 120.00	100.00
5.179	5.176	(0.923)	138	173079			0.00- 46.29	15.82
5.179	5.176	(0.923)	95	98438			0.00- 39.21	9.00
35 2-Nitrophenol						CAS #: 88-75-5		
5.254	5.253	(0.936)	139	344562	60.0000	61.7	80.00- 120.00	100.00
5.253	5.253	(0.936)	65	243178			43.34- 103.34	70.58
5.254	5.253	(0.936)	109	170035			20.91- 80.91	49.35
36 2,4-Dimethylphenol						CAS #: 105-67-9		
5.295	5.294	(0.944)	122	515402	60.0000	60.0	80.00- 120.00	100.00
5.295	5.294	(0.944)	107	721013			111.45- 171.45	139.89
5.295	5.294	(0.944)	121	309657			28.89- 88.89	60.08
38 Bis(2-Chloroethoxy)methane						CAS #: 111-91-1		
5.370	5.369	(0.957)	93	747227	60.0000	60.0	80.00- 120.00	100.00
5.370	5.369	(0.957)	95	239768			3.06- 63.06	32.09
5.371	5.369	(0.957)	123	92964			0.00- 44.40	12.44
40 Benzoic Acid						CAS #: 65-85-0		
5.417	5.404	(0.966)	122	367114	60.0000	60.4	80.00- 120.00	100.00
5.417	5.404	(0.965)	105	512555			107.67- 167.67	139.62
5.415	5.404	(0.965)	77	489543			104.37- 164.37	133.35
41 2,4-Dichlorophenol						CAS #: 120-83-2		
5.491	5.490	(0.979)	162	635181	60.0000	62.6	80.00- 120.00	100.00
5.491	5.490	(0.979)	164	408488			36.50- 96.50	64.31

RT	EXP RT	REL RT	MASS	RESPONSE	AMOUNTS CAL-AMT (ug/ml)	AMOUNTS ON-COL (ug/ml)	TARGET RANGE	RATIO
41 2,4-Dichlorophenol (continued)								
5.490	5.490	(0.978)	98	214960			5.73- 65.73	33.84
42 1,2,4-Trichlorobenzene						CAS #: 120-82-1		
5.555	5.555	(0.990)	180	770128	60.0000	60.8	80.00- 120.00	100.00
5.555	5.555	(0.990)	182	728464			67.47- 127.47	94.59
5.555	5.555	(0.990)	145	214610			0.00- 58.13	27.87
* 43 Naphthalene-d8						CAS #: 1146-65-2		
5.611	5.610	(1.000)	136	1133546	40.0000		80.00- 120.00	100.00
5.610	5.610	(1.000)	68	63744			0.00- 35.51	5.62
44 Naphthalene						CAS #: 91-20-3		
5.631	5.630	(1.004)	128	1751260	60.0000	60.2	80.00- 120.00	100.00
5.631	5.630	(1.004)	129	203435			0.00- 41.28	11.62
5.631	5.630	(1.004)	127	245841			0.00- 43.27	14.04
45 4-Chloroaniline						CAS #: 106-47-8		
5.682	5.681	(1.013)	127	740731	60.0000	60.6	80.00- 120.00	100.00
5.682	5.681	(1.013)	129	244379			2.39- 62.39	32.99
5.682	5.681	(1.013)	65	298985			11.54- 71.54	40.36
48 Hexachlorobutadiene						CAS #: 87-68-3		
5.746	5.746	(1.024)	225	592832	60.0000	61.2	80.00- 120.00	100.00
5.746	5.746	(1.024)	223	365445			32.02- 92.02	61.64
5.746	5.746	(1.024)	227	376753			34.54- 94.54	63.55
51 4-Chloro-3-methylphenol						CAS #: 59-50-7		
6.159	6.158	(1.098)	107	594295	60.0000	60.9	80.00- 120.00	100.00
6.160	6.158	(1.098)	144	151330			0.00- 55.95	25.46
6.160	6.158	(1.098)	142	462043			44.47- 104.47	77.75
53 2-Methylnaphthalene						CAS #: 91-57-6		
6.290	6.289	(1.121)	142	1289643	60.0000	60.9	80.00- 120.00	100.00
6.290	6.289	(1.121)	141	1124905			58.08- 118.08	87.23
54 1-Methylnaphthalene						CAS #: 90-12-0		
6.386	6.385	(1.138)	142	1151659	60.0000	59.9	80.00- 120.00	100.00
6.386	6.385	(1.138)	141	1055537			61.72- 121.72	91.65
55 Hexachlorocyclopentadiene						CAS #: 77-47-4		
6.445	6.445	(0.882)	237	762808	60.0000	63.4	80.00- 120.00	100.00
6.445	6.445	(0.882)	235	483016			33.37- 93.37	63.32
6.446	6.445	(0.882)	272	106800			0.00- 43.74	14.00
57 2,4,6-Trichlorophenol						CAS #: 88-06-2		
6.620	6.620	(0.906)	196	600490	60.0000	63.3	80.00- 120.00	100.00
6.621	6.620	(0.906)	198	554374			67.07- 127.07	92.32
6.620	6.620	(0.906)	200	189995			1.30- 61.30	31.64
58 2,4,5-Trichlorophenol						CAS #: 95-95-4		
6.571	6.570	(0.899)	196	551681	60.0000	62.9	80.00- 120.00	100.00
6.571	6.570	(0.899)	198	527893			69.46- 129.46	95.69

```
                                          AMOUNTS
                                        CAL-AMT   ON-COL
  RT   EXP RT   REL RT   MASS  RESPONSE (ug/ml)  (ug/ml)   TARGET RANGE    RATIO
 ==== ======== ========  ====  ======== =======  =======   ============    =====

   58 2,4,5-Trichlorophenol (continued)
6.570    6.570 ( 0.899)    97    338954                    34.72-  94.72    61.44
-------------------------------------------------------------------------------
$  59 2-Fluorobiphenyl (SURR)                        CAS #: 321-60-8
6.645    6.644 ( 0.910)   172   1810867 60.0000     61.4  80.00- 120.00   100.00
6.645    6.644 ( 0.910)   171    658826                    5.03-  65.03    36.38
-------------------------------------------------------------------------------
   62 2-Chloronaphthalene                            CAS #: 91-58-7
6.763    6.763 ( 0.926)   162   1377180 60.0000     61.7  80.00- 120.00   100.00
6.763    6.763 ( 0.926)   164    486073                    4.20-  64.20    35.29
6.763    6.763 ( 0.926)   127    529353                    7.85-  67.85    38.44
-------------------------------------------------------------------------------
   63 2-Nitroaniline                                 CAS #: 88-74-4
6.870    6.869 ( 0.940)    65    481810 60.0000     62.6  80.00- 120.00   100.00
6.870    6.869 ( 0.940)    92    290157                   30.25-  90.25    60.22
6.871    6.869 ( 0.940)   138    395912                   52.43- 112.43    82.17
-------------------------------------------------------------------------------
   65 Dimethylphthalate                              CAS #: 131-11-3
7.042    7.040 ( 0.964)   163   1570280 60.0000     61.2  80.00- 120.00   100.00
7.042    7.040 ( 0.964)   194     91294                    0.00-  35.55     5.81
7.041    7.040 ( 0.964)   164    173147                    0.00-  40.55    11.03
-------------------------------------------------------------------------------
   68 Acenaphthylene                                 CAS #: 208-96-8
7.168    7.167 ( 0.981)   152   2039067 60.0000     61.7  80.00- 120.00   100.00
7.168    7.167 ( 0.981)   151    419302                    0.00-  50.50    20.56
7.168    7.167 ( 0.981)   153    286125                    0.00-  43.76    14.03
-------------------------------------------------------------------------------
   67 2,6-Dinitrotoluene                             CAS #: 606-20-2
7.103    7.100 ( 0.972)   165    368556 60.0000     63.5  80.00- 120.00   100.00
7.102    7.100 ( 0.972)    89    279407                   49.02- 109.02    75.81
7.101    7.100 ( 0.972)    63    274717                   44.86- 104.86    74.54
-------------------------------------------------------------------------------
   69 3-Nitroaniline                                 CAS #: 99-09-2
7.274    7.271 ( 0.996)   138    312659 60.0000     60.7  80.00- 120.00   100.00
7.274    7.271 ( 0.996)   108     33749                    0.00-  41.32    10.79
7.273    7.271 ( 0.995)    92    397041                  100.05- 160.05   126.99
-------------------------------------------------------------------------------
*  70 Acenaphthene-d10                               CAS #: 15067-26-2
7.306    7.305 ( 1.000)   164    761863 40.0000          80.00- 120.00   100.00
7.306    7.305 ( 1.000)   162    736093                   64.73- 124.73    96.62
7.306    7.305 ( 1.000)   160    340146                   12.46-  72.46    44.65
-------------------------------------------------------------------------------
   71 Acenaphthene                                   CAS #: 83-32-9
7.339    7.338 ( 1.005)   154   1250803 60.0000     62.4  80.00- 120.00   100.00
7.339    7.338 ( 1.005)   153   1358999                   78.46- 138.46   108.65
7.339    7.338 ( 1.005)   152    666080                   23.44-  83.44    53.25
-------------------------------------------------------------------------------
   72 2,4-Dinitrophenol                              CAS #: 51-28-5
7.371    7.369 ( 1.009)   184    239792 60.0000     60.4  80.00- 120.00   100.00
7.370    7.369 ( 1.009)    63    177342                   48.07- 108.07    73.96
7.371    7.369 ( 1.009)   154    156626                   39.61-  99.61    65.32
-------------------------------------------------------------------------------
   74 4-Nitrophenol                                  CAS #: 100-02-7
7.477    7.476 ( 1.023)   109    353421 60.0000     63.1  80.00- 120.00   100.00
```

RT	EXP RT	REL RT	MASS	RESPONSE	AMOUNTS CAL-AMT (ug/ml)	AMOUNTS ON-COL (ug/ml)	TARGET RANGE	RATIO
74 4-Nitrophenol (continued)								
7.477	7.476	(1.023)	139	208221			26.63- 86.63	58.92
7.477	7.476	(1.023)	65	393597			81.59- 141.59	111.37
75 Dibenzofuran						CAS #: 132-64-9		
7.507	7.506	(1.027)	168	1992121	60.0000	61.1	80.00- 120.00	100.00
7.507	7.506	(1.027)	139	871350			12.75- 72.75	43.74
76 2,4-Dinitrotoluene						CAS #: 121-14-2		
7.496	7.494	(1.026)	165	509754	60.0000	62.7	80.00- 120.00	100.00
7.496	7.494	(1.026)	63	528800			82.10- 142.10	103.74
7.496	7.494	(1.026)	89	508440			72.08- 132.08	99.74
80 Diethylphthalate						CAS #: 84-66-2		
7.731	7.729	(1.058)	149	1446823	60.0000	61.1	80.00- 120.00	100.00
7.731	7.729	(1.058)	177	342190			0.00- 53.36	23.65
7.731	7.729	(1.058)	150	187889			0.00- 42.43	12.99
81 Fluorene						CAS #: 86-73-7		
7.842	7.841	(1.073)	166	1797825	60.0000	63.7	80.00- 120.00	100.00
7.842	7.841	(1.073)	165	1702186			65.55- 125.55	94.68
7.842	7.841	(1.073)	167	263318			0.00- 44.15	14.65
82 4-Chlorophenyl-phenylether						CAS #: 7005-72-3		
7.839	7.838	(1.073)	204	1090308	60.0000	64.4	80.00- 120.00	100.00
7.839	7.838	(1.073)	206	379477			4.27- 64.27	34.80
7.838	7.838	(1.073)	141	593347			24.97- 84.97	54.42
84 4-Nitroaniline						CAS #: 100-01-6		
7.878	7.874	(1.078)	138	271442	60.0000	60.9	80.00- 120.00	100.00
7.878	7.874	(1.078)	92	171673			38.02- 98.02	63.24
7.878	7.874	(1.078)	108	407340			124.92- 184.92	150.07
85 4,6-Dinitro-2-methylphenol						CAS #: 534-52-1		
7.899	7.896	(0.902)	198	358134	60.0000	58.7	80.00- 120.00	100.00
7.897	7.896	(0.901)	51	132448			6.77- 66.77	36.98
7.898	7.896	(0.901)	105	137711			8.50- 68.50	38.45
86 N-Nitrosodiphenylamine						CAS #: 86-30-6		
7.959	7.956	(0.908)	169	1033795	60.0000	60.0	80.00- 120.00	100.00
7.959	7.956	(0.908)	168	687263			36.61- 96.61	66.48
7.959	7.956	(0.908)	167	368778			4.62- 64.62	35.67
87 1,2-Diphenylhydrazine						CAS #: 122-66-7		
7.996	7.992	(1.094)	77	1652860	60.0000	60.6	80.00- 120.00	100.00
7.996	7.992	(1.094)	105	227640			0.00- 43.34	13.77
7.997	7.992	(1.095)	182	441516			0.00- 56.11	26.71
$ 88 2,4,6-Tribromophenol (SURR)						CAS #: 118-79-6		
8.085	8.083	(1.107)	330	667712	120.000	125	80.00- 120.00	100.00
8.085	8.083	(1.107)	332	655227			66.43- 126.43	98.13
8.083	8.083	(1.106)	141	264997			9.24- 69.24	39.69

RT	EXP RT	REL RT	MASS	RESPONSE	AMOUNTS CAL-AMT (ug/ml)	AMOUNTS ON-COL (ug/ml)	TARGET RANGE	RATIO
93 4-Bromophenylphenylether						CAS #: 101-55-3		
8.318	8.318	(0.949)	248	611944	60.0000	61.2	80.00- 120.00	100.00
8.319	8.318	(0.949)	250	593952			67.36- 127.36	97.06
8.318	8.318	(0.949)	141	398157			35.77- 95.77	65.06
94 Hexachlorobenzene						CAS #: 118-74-1		
8.387	8.387	(0.957)	284	714181	60.0000	62.1	80.00- 120.00	100.00
8.386	8.387	(0.957)	142	234112			2.39- 62.39	32.78
8.387	8.387	(0.957)	249	218809			0.06- 60.06	30.64
96 Pentachlorophenol						CAS #: 87-86-5		
8.585	8.585	(0.980)	266	430368	60.0000	63.7	80.00- 120.00	100.00
8.585	8.585	(0.980)	264	268654			33.70- 93.70	62.42
8.585	8.585	(0.980)	268	275043			35.26- 95.26	63.91
* 100 Phenanthrene-d10						CAS #: 1517-22-2		
8.762	8.761	(1.000)	188	1368300	40.0000		80.00- 120.00	100.00
8.761	8.761	(1.000)	94	86008			0.00- 36.35	6.29
8.761	8.761	(1.000)	80	107716			0.00- 37.82	7.87
101 Phenanthrene						CAS #: 85-01-8		
8.786	8.785	(1.003)	178	2130280	60.0000	60.4	80.00- 120.00	100.00
8.786	8.785	(1.003)	179	363361			0.00- 46.33	17.06
8.786	8.785	(1.003)	176	445930			0.00- 50.11	20.93
103 Anthracene						CAS #: 120-12-7		
8.835	8.835	(1.008)	178	2169248	60.0000	61.8	80.00- 120.00	100.00
8.836	8.835	(1.008)	179	353608			0.00- 45.97	16.30
8.835	8.835	(1.008)	176	444005			0.00- 49.80	20.47
104 Carbazole						CAS #: 86-74-8		
8.997	8.996	(1.027)	167	1740278	60.0000	59.5	80.00- 120.00	100.00
8.997	8.996	(1.027)	139	246316			0.00- 43.89	14.15
8.996	8.996	(1.027)	83	113376			0.00- 36.17	6.51
105 Di-n-butylphthalate						CAS #: 84-74-2		
9.327	9.327	(1.065)	149	2283587	60.0000	61.8	80.00- 120.00	100.00
9.327	9.327	(1.065)	150	236012			0.00- 40.04	10.34
9.327	9.327	(1.064)	104	184659			0.00- 37.79	8.09
109 Fluoranthene						CAS #: 206-44-0		
9.953	9.953	(1.136)	202	2409656	60.0000	59.6	80.00- 120.00	100.00
9.952	9.953	(1.136)	101	179008			0.00- 36.69	7.43
9.953	9.953	(1.136)	203	470138			0.00- 48.82	19.51
111 Pyrene						CAS #: 129-00-0		
10.177	10.176	(0.896)	202	2630155	60.0000	55.7	80.00- 120.00	100.00
10.177	10.176	(0.896)	200	595942			0.00- 51.88	22.66
10.177	10.176	(0.896)	203	522824			0.00- 49.33	19.88
$ 112 Terphenyl-d14 (SURR)						CAS #: 1718-51-0		
10.323	10.322	(0.909)	244	2458800	60.0000	54.8	80.00- 120.00	100.00
10.322	10.322	(0.909)	122	179071			0.00- 36.72	7.28

RT	EXP RT	REL RT	MASS	RESPONSE	AMOUNTS CAL-AMT (ug/ml)	AMOUNTS ON-COL (ug/ml)	TARGET RANGE	RATIO
$ 112 Terphenyl-d14 (SURR) (continued)								
10.323	10.322	(0.909)	212	201451			0.00- 38.06	8.19
118 Butylbenzylphthalate						CAS #: 85-68-7		
10.799	10.798	(0.951)	149	1223119	60.0000	59.8	80.00- 120.00	100.00
10.798	10.798	(0.951)	91	986955			51.57- 111.57	80.69
10.800	10.798	(0.951)	206	322125			0.00- 55.14	26.34
120 Benzo[a]anthracene						CAS #: 56-55-3		
11.349	11.348	(0.999)	228	3574118	60.0000	59.9	80.00- 120.00	100.00
11.350	11.348	(0.999)	229	831502			0.00- 51.57	23.26
11.350	11.348	(0.999)	226	1101327			0.00- 58.54	30.81
* 121 Chrysene-d12						CAS #: 1719-03-5		
11.359	11.359	(1.000)	240	2377415	40.0000		80.00- 120.00	100.00
11.358	11.359	(1.000)	120	155616			0.00- 36.38	6.55
11.359	11.359	(1.000)	236	647117			0.00- 57.06	27.22
123 Chrysene						CAS #: 218-01-9		
11.386	11.384	(1.002)	228	2949500	60.0000	56.4	80.00- 120.00	100.00
11.386	11.384	(1.002)	226	976770			1.12- 61.12	33.12
11.386	11.384	(1.002)	229	682086			0.00- 51.74	23.13
124 Bis-2-Ethylhexylphthalate						CAS #: 117-81-7		
11.351	11.350	(0.999)	149	2214972	60.0000	62.6	80.00- 120.00	100.00
11.352	11.350	(0.999)	167	756934			2.07- 62.07	34.17
11.353	11.350	(0.999)	279	228714			0.00- 39.24	10.33
125 Di-n-octylphthalate						CAS #: 117-84-0		
11.950	11.948	(0.942)	149	2765315	60.0000	63.8	80.00- 120.00	100.00
11.951	11.948	(0.942)	167	52450			0.00- 31.74	1.90
11.950	11.948	(0.942)	43	242708			0.00- 38.21	8.78
127 Benzo[b]fluoranthene						CAS #: 205-99-2		
12.338	12.333	(0.973)	252	3233854	60.0000	60.5	80.00- 120.00	100.00
12.338	12.333	(0.973)	253	792846			0.00- 54.02	24.52
12.337	12.333	(0.972)	125	175525			0.00- 34.93	5.43
128 Benzo[k]fluoranthene						CAS #: 207-08-9		
12.364	12.359	(0.975)	252	3285171	60.0000	61.1	80.00- 120.00	100.00
12.364	12.359	(0.975)	253	847383			0.00- 53.57	25.79
12.363	12.359	(0.975)	125	205409			0.00- 35.26	6.25
129 Benzo[a]pyrene						CAS #: 50-32-8		
12.635	12.630	(0.996)	252	3207565	60.0000	61.4	80.00- 120.00	100.00
12.635	12.630	(0.996)	253	786381			0.00- 54.04	24.52
12.634	12.630	(0.996)	125	190797			0.00- 35.52	5.95
* 130 Perylene-d12						CAS #: 1520-96-3		
12.686	12.682	(1.000)	264	2012276	40.0000		80.00- 120.00	100.00
12.686	12.682	(1.000)	260	509892			0.00- 54.80	25.34
12.686	12.682	(1.000)	265	470912			0.00- 53.39	23.40

RT	EXP RT	REL RT	MASS	RESPONSE	AMOUNTS CAL-AMT (ug/ml)	AMOUNTS ON-COL (ug/ml)	TARGET RANGE	RATIO
133 Indeno[1,2,3-cd]pyrene						CAS #: 193-39-5		
13.756	13.749	(1.084)	276	3944027	60.0000	60.6	80.00- 120.00	100.00
13.758	13.749	(1.084)	138	524068			0.00- 42.48	13.29
13.757	13.749	(1.084)	277	1090122			0.00- 56.82	27.64
134 Dibenz[a,h]anthracene						CAS #: 53-70-3		
13.763	13.755	(1.085)	278	3522818	60.0000	62.0	80.00- 120.00	100.00
13.761	13.755	(1.085)	139	296606			0.00- 37.70	8.42
13.762	13.755	(1.085)	279	900081			0.00- 54.57	25.55
135 Benzo[g,h,i]perylene						CAS #: 191-24-2		
14.063	14.053	(1.109)	276	2908509	60.0000	58.5	80.00- 120.00	100.00
14.061	14.053	(1.108)	138	307762			0.00- 40.01	10.58
14.063	14.053	(1.109)	277	729389			0.00- 54.80	25.08

QC Flag Legend

a - Target compound detected but, quantitated amount
Below Limit Of Quantitation(BLOQ).

Data File: \\Svecd04\DD\chem\smsd03.i\S3042312.b\8270CAL5.D
Date : 23-APR-2012 11:10
Client ID: 8270CAL5
Sample Info: 45923
Purge Volume: 1000.0
Column phase: HPMS-5

Instrument: smsd03.i
Operator: PEL
Column diameter: 0.25

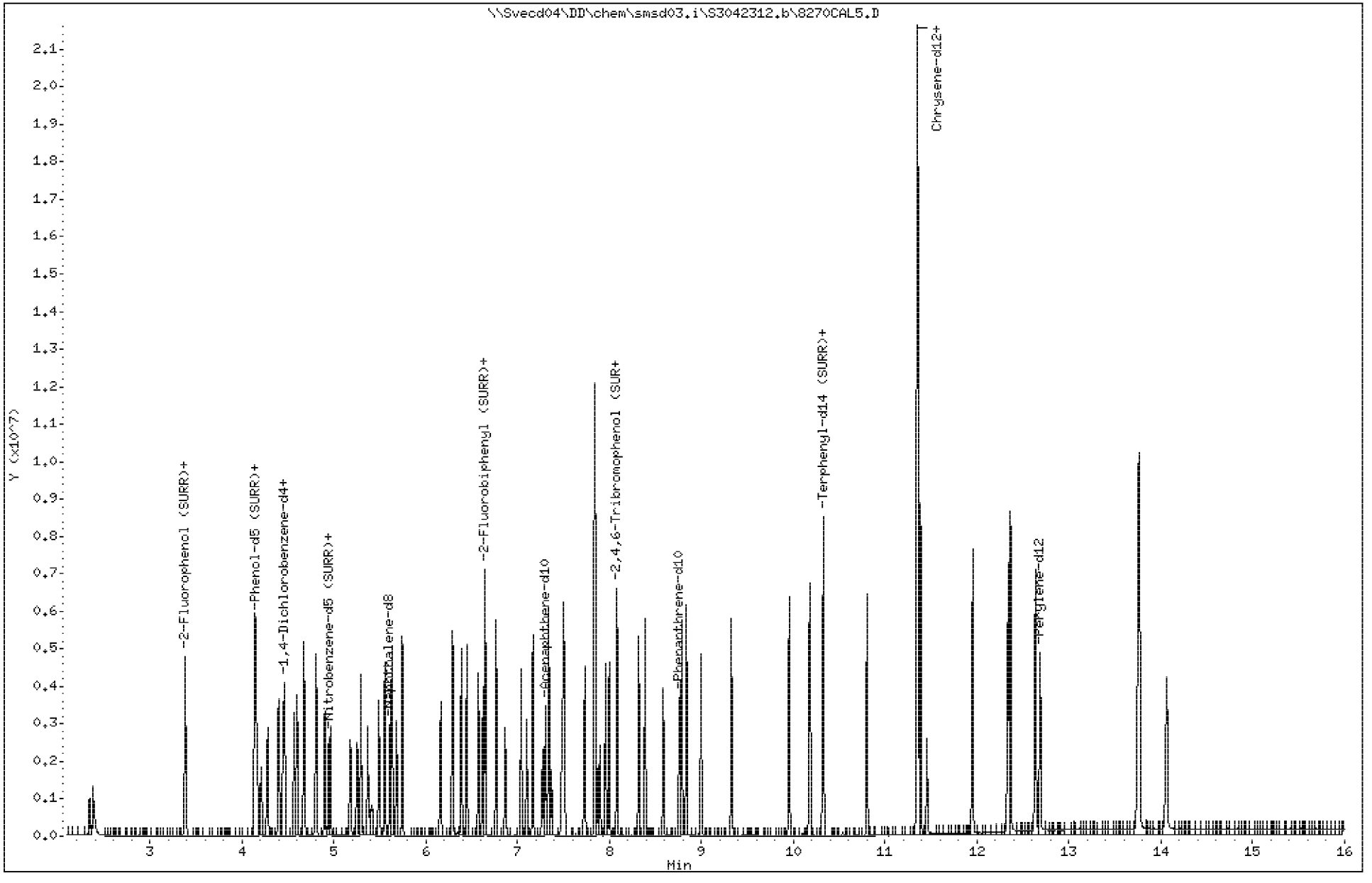

Data File: \\Svecd04\DD\chem\smsd03.i\S3042312.b\8270CAL5.D

Date : 23-APR-2012 11:10

Client ID: 8270CAL5 | Instrument: smsd03.i

Sample Info: 45923

Purge Volume: 1000.0 | Operator: PEL

Column phase: HPMS-5 | Column diameter: 0.25

2 Pyridine | Concentration: 61.0 ug/l

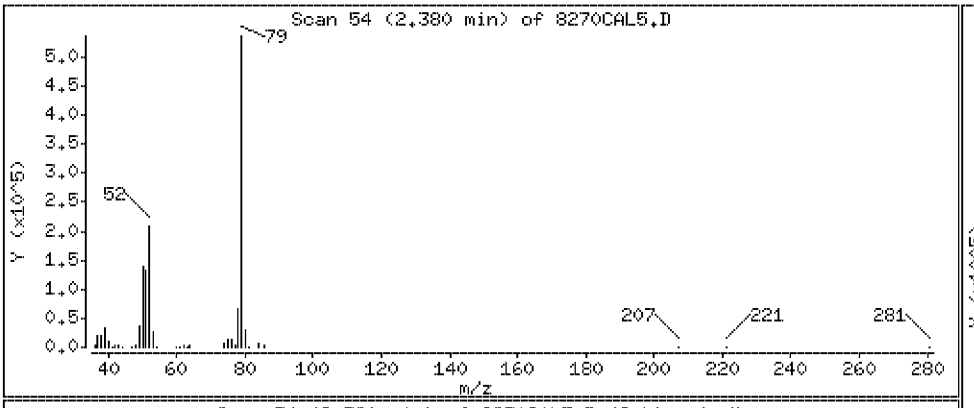

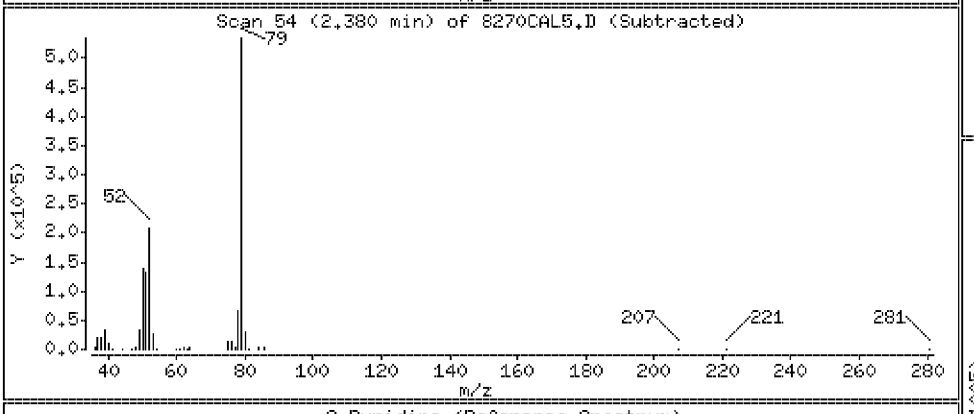

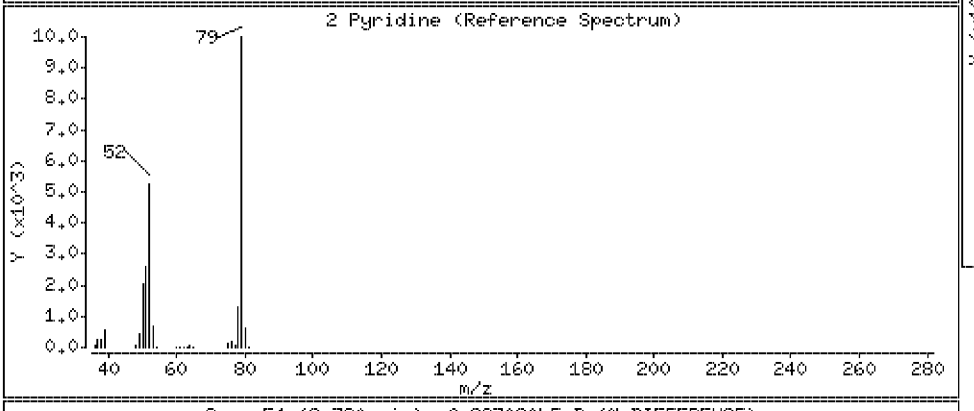

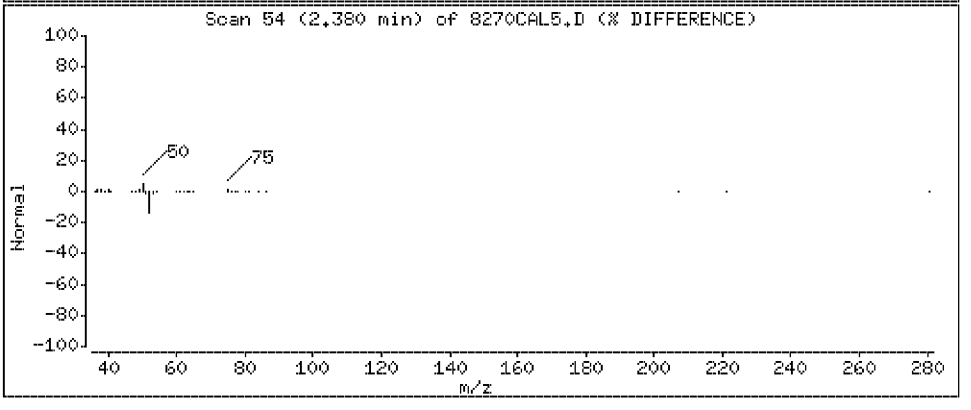

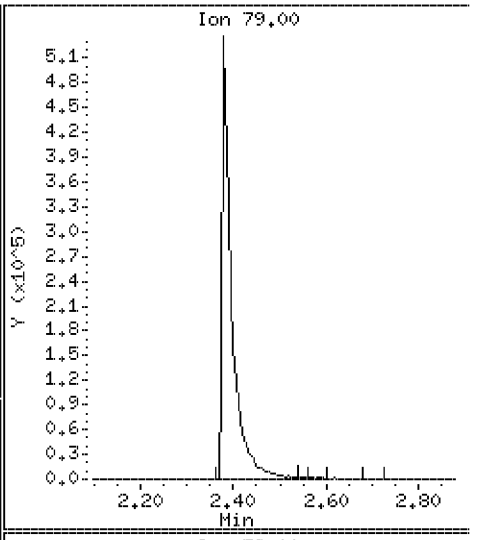

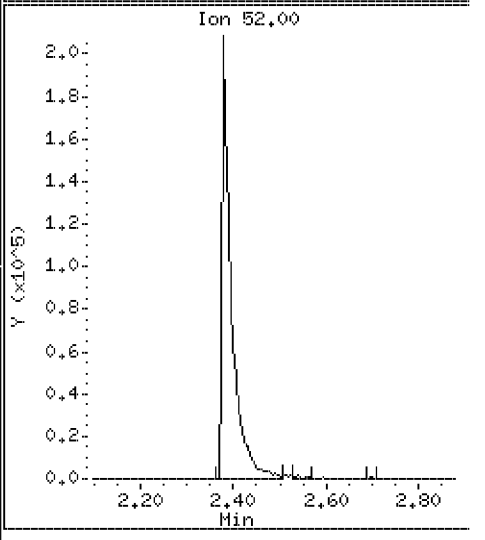

Data File: \\Svecd04\DD\chem\smsd03.i\S3042312.b\8270CAL5.D

Date : 23-APR-2012 11:10

Client ID: 8270CAL5

Instrument: smsd03.i

Sample Info: 45923

Purge Volume: 1000.0

Operator: PEL

Column phase: HPMS-5

Column diameter: 0.25

1 N-Nitrosodimethylamine

Concentration: 59.7 ug/l

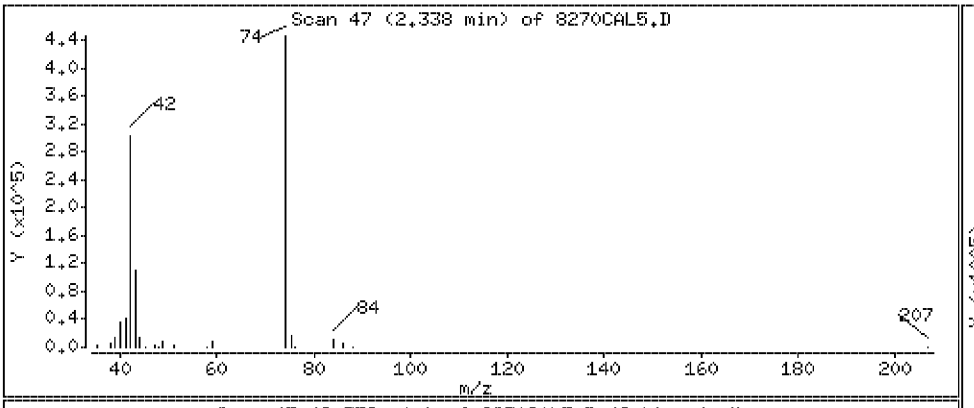

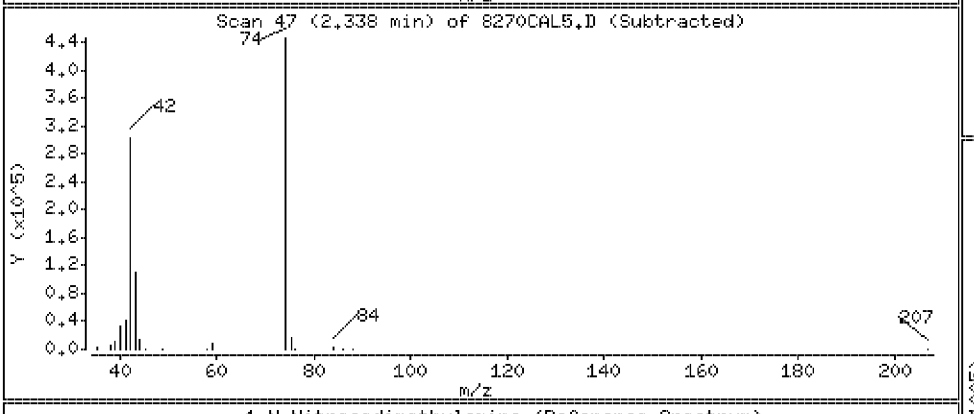

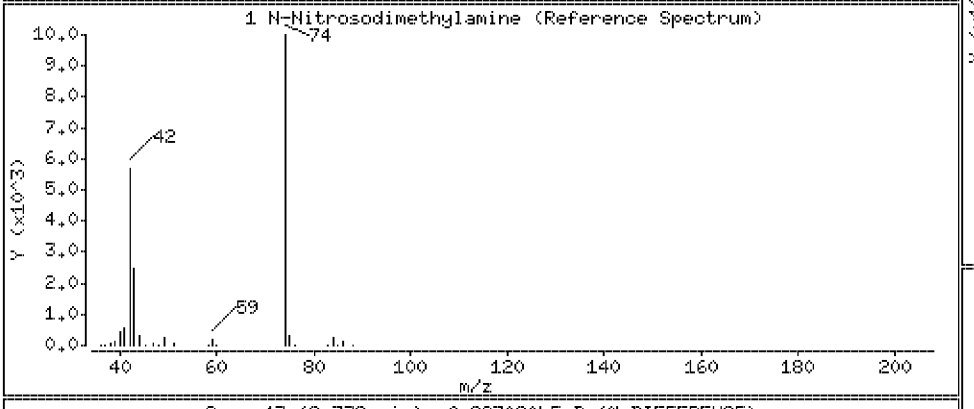

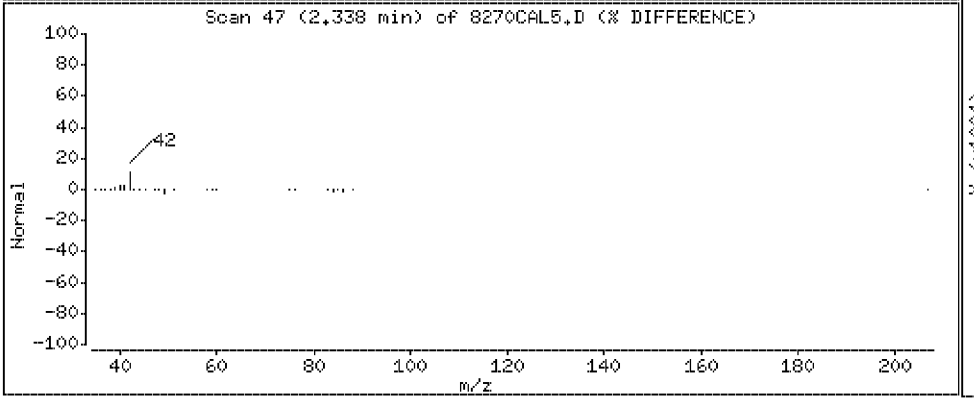

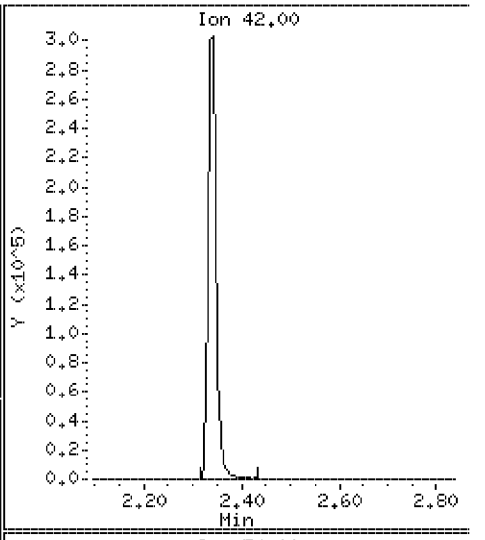

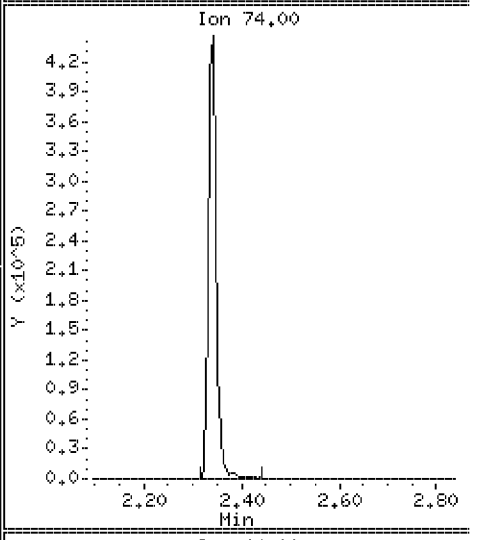

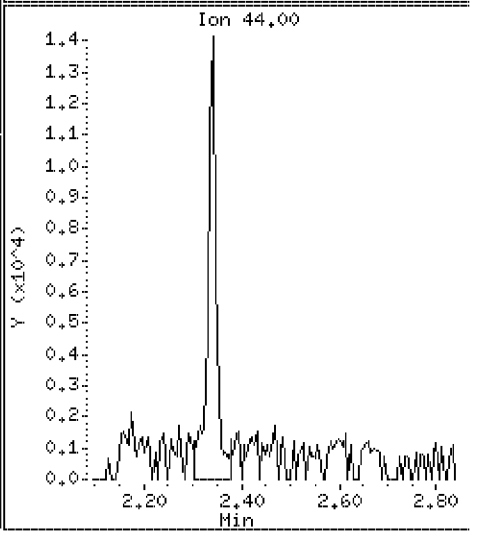

Data File: \\Svecd04\DD\chem\smsd03.i\S3042312.b\8270CAL5.D

Date : 23-APR-2012 11:10

Client ID: 8270CAL5

Instrument: smsd03.i

Sample Info: 45923

Purge Volume: 1000.0

Operator: PEL

Column phase: HPMS-5

Column diameter: 0.25

13 Phenol

Concentration: 62.4 ug/l

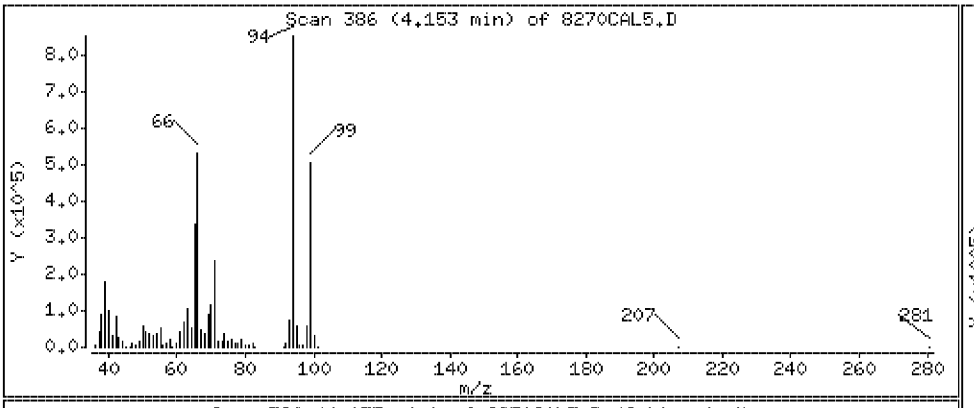

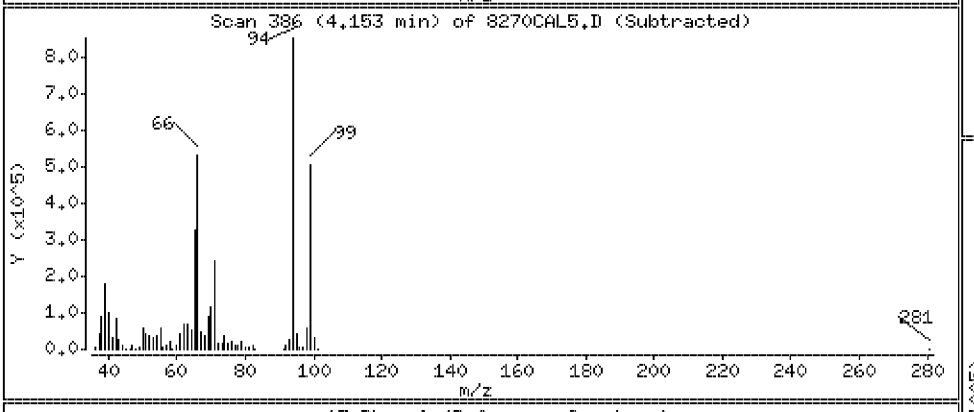

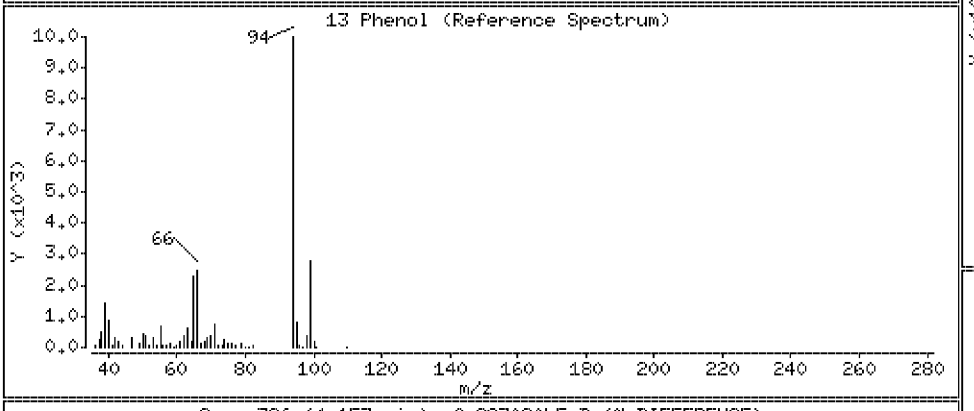

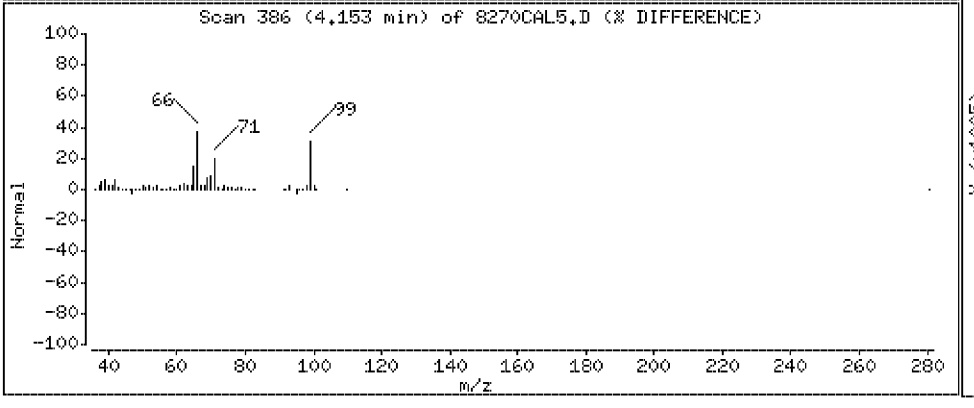

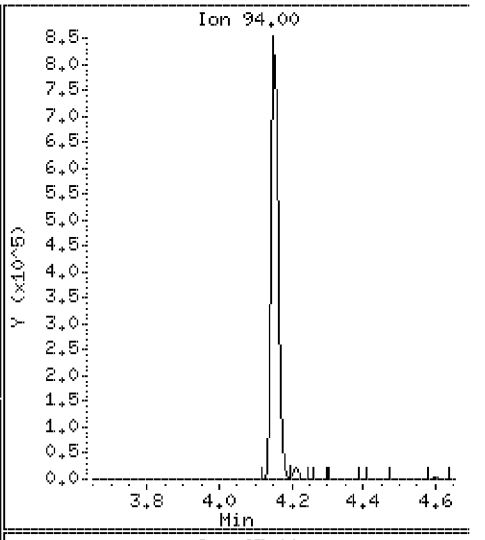

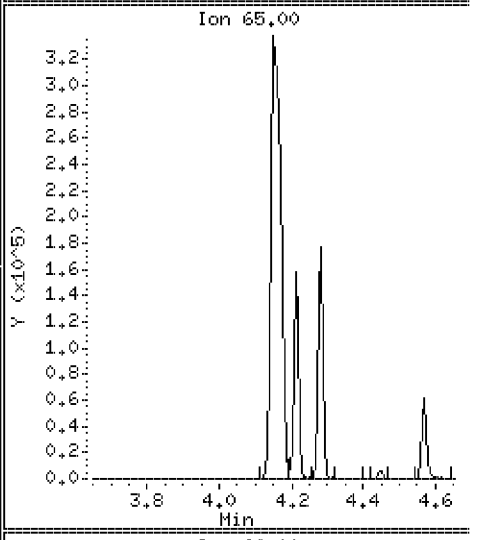

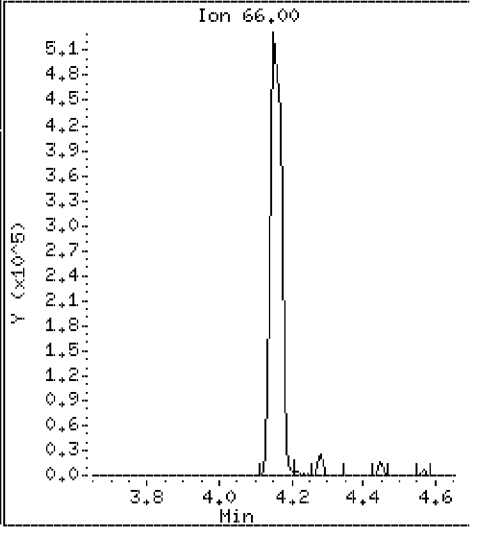

Data File: \\Svecd04\DD\chem\smsd03.i\S3042312.b\8270CAL5.D

Date : 23-APR-2012 11:10

Client ID: 8270CAL5 Instrument: smsd03.i

Sample Info: 45923

Purge Volume: 1000.0 Operator: PEL

Column phase: HPMS-5 Column diameter: 0.25

10 Aniline Concentration: 60.8 ug/l

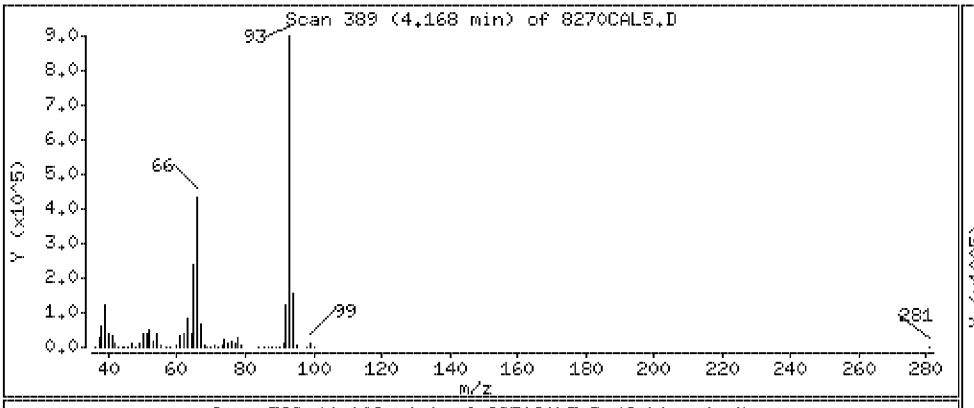

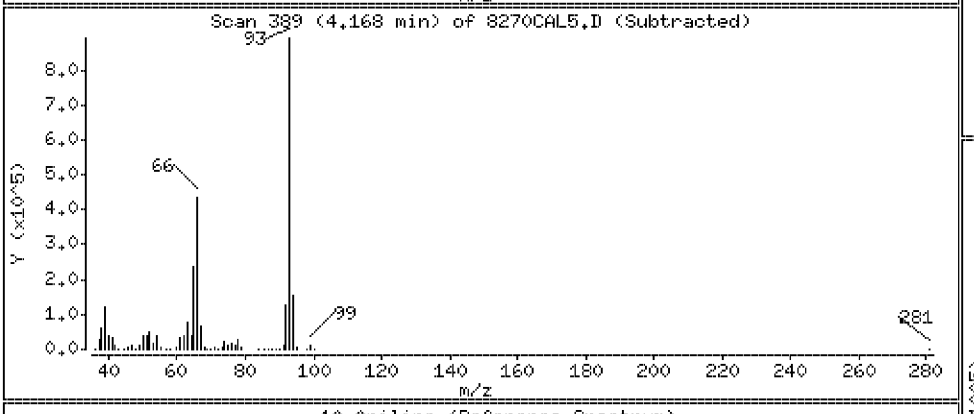

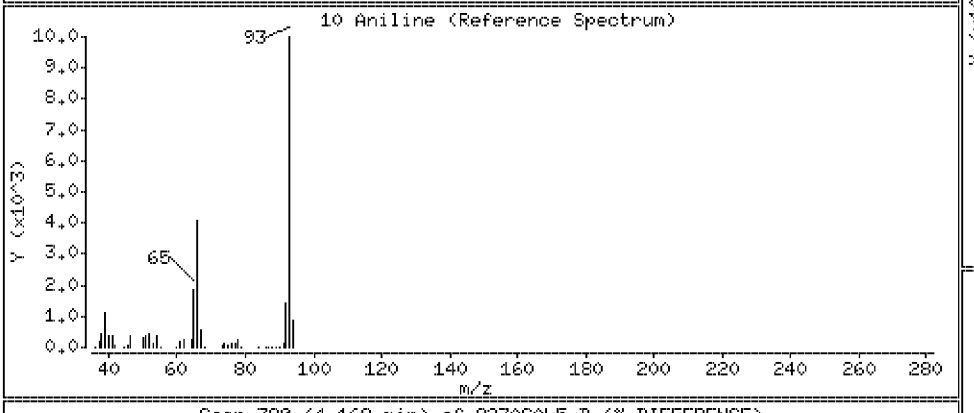

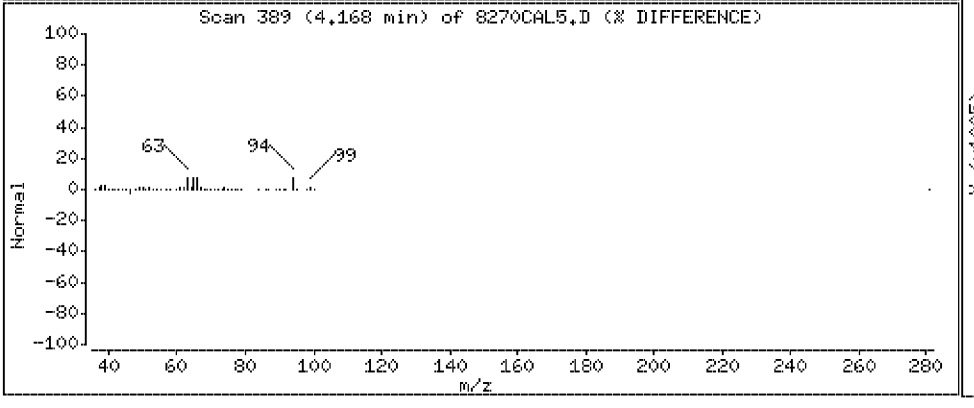

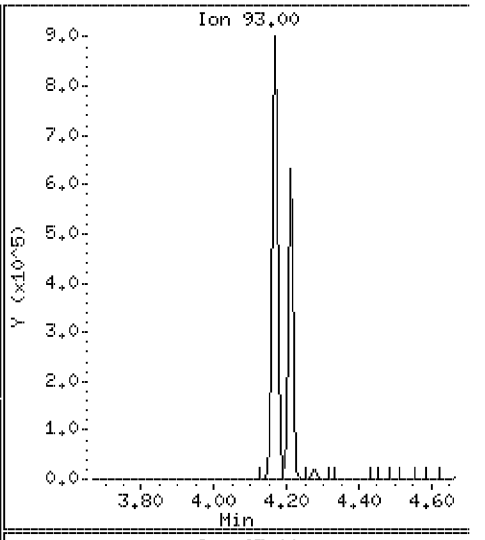

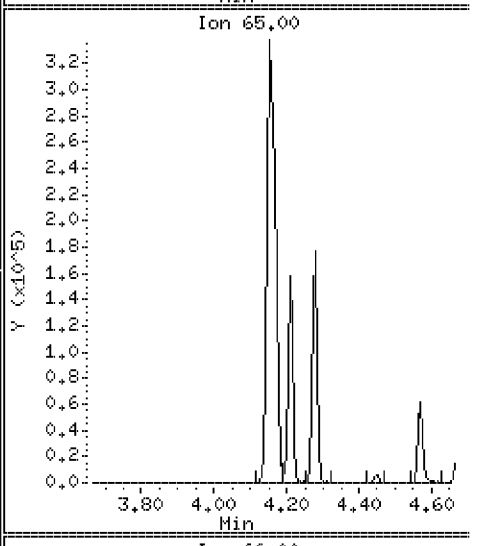

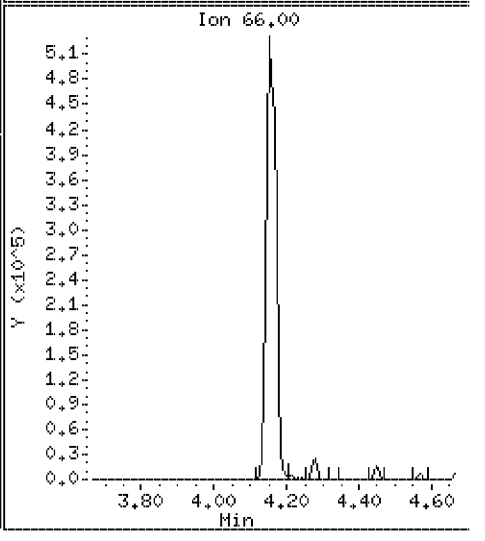

Data File: \\Svecd04\DD\chem\smsd03.i\S3042312.b\8270CAL5.D

Date : 23-APR-2012 11:10

Client ID: 8270CAL5 Instrument: smsd03.i

Sample Info: 45923

Purge Volume: 1000.0 Operator: PEL

Column phase: HPMS-5 Column diameter: 0.25

14 Bis(2-Chloroethyl)ether Concentration: 61.0 ug/l

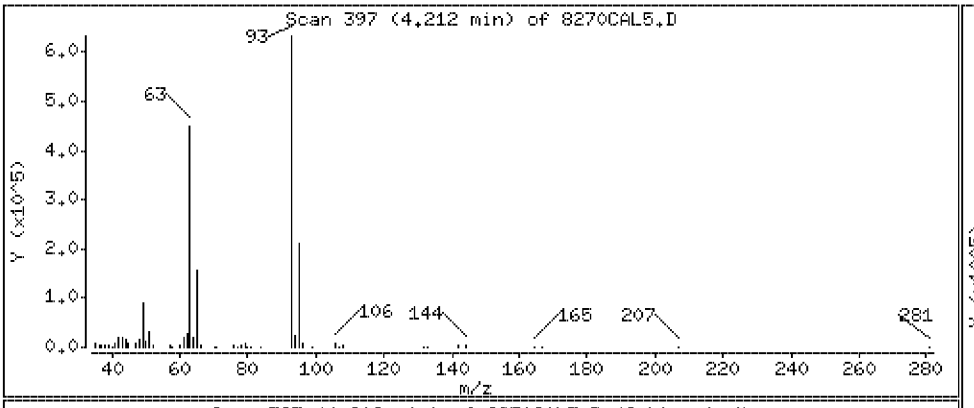

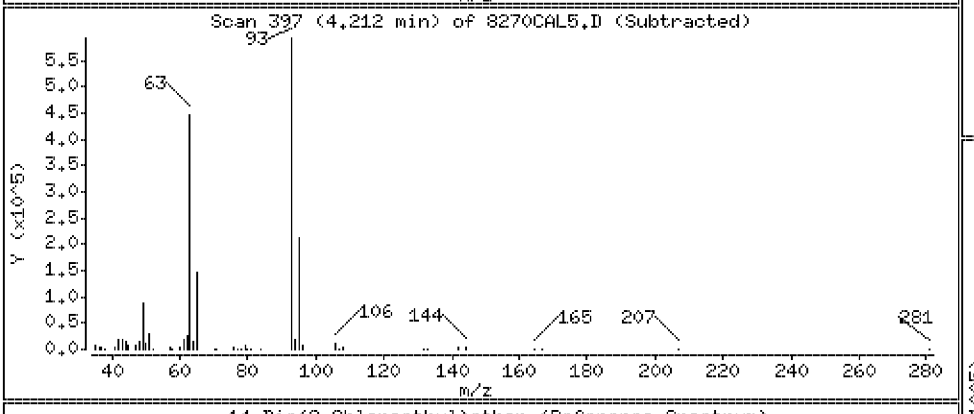

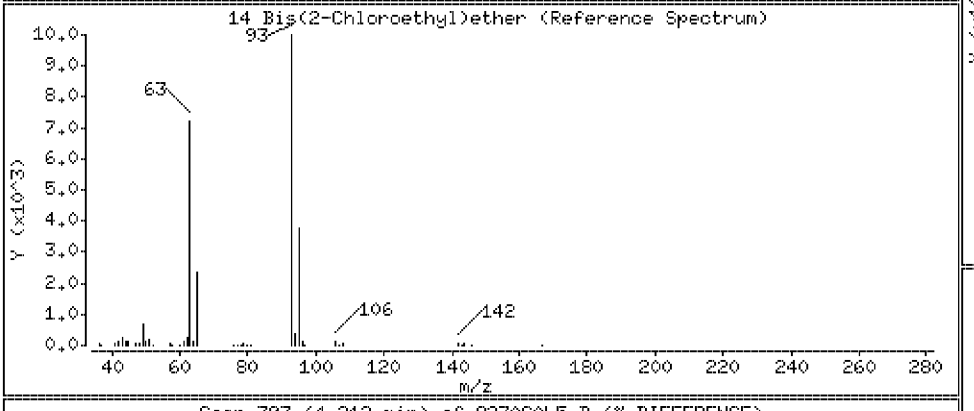

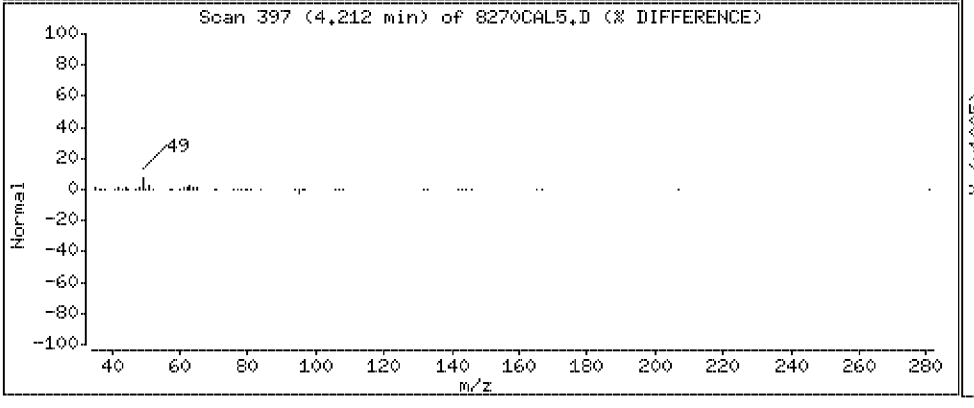

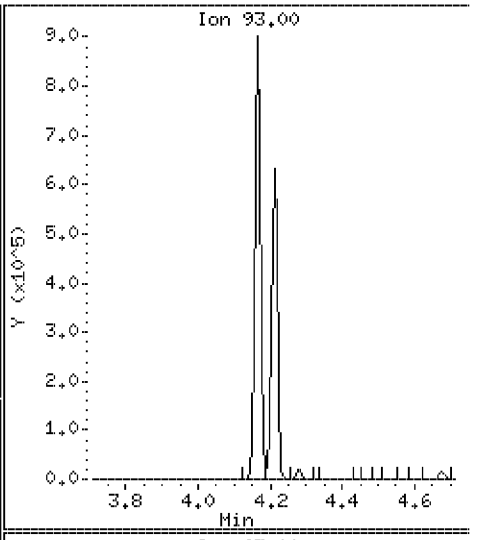

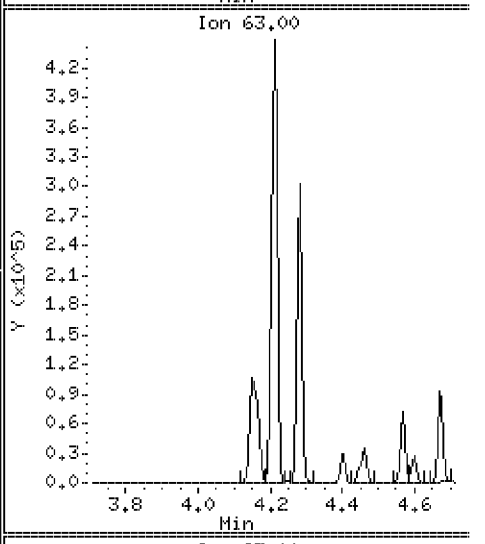

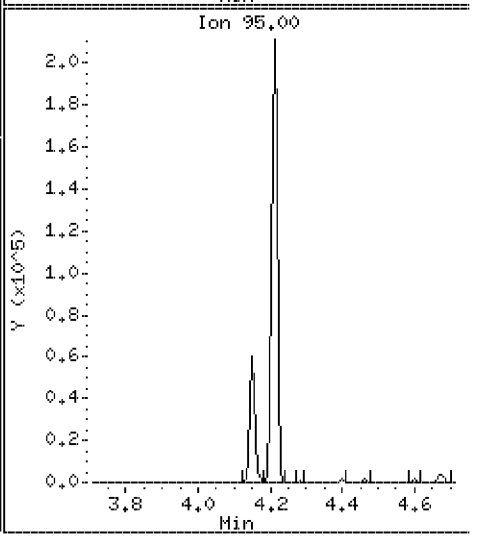

Data File: \\Svecd04\DD\chem\smsd03.i\S3042312.b\8270CAL5.D

Date : 23-APR-2012 11:10

Client ID: 8270CAL5 Instrument: smsd03.i

Sample Info: 45923

Purge Volume: 1000.0 Operator: PEL

Column phase: HPMS-5 Column diameter: 0.25

15 2-Chlorophenol Concentration: 61.8 ug/l

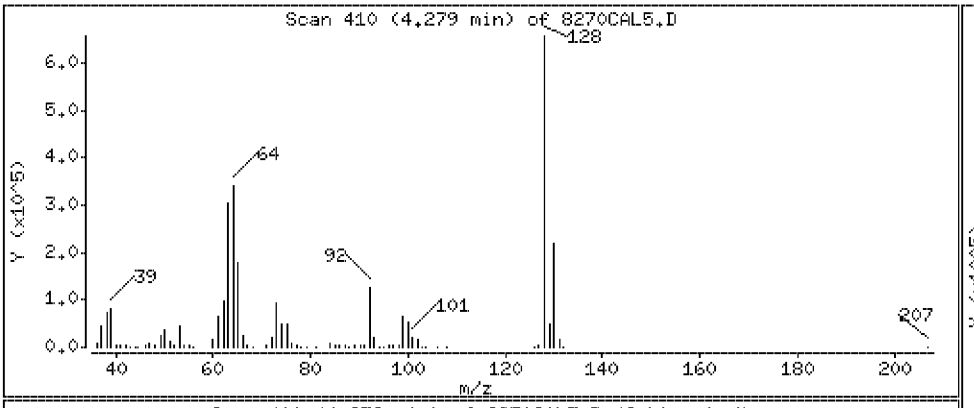

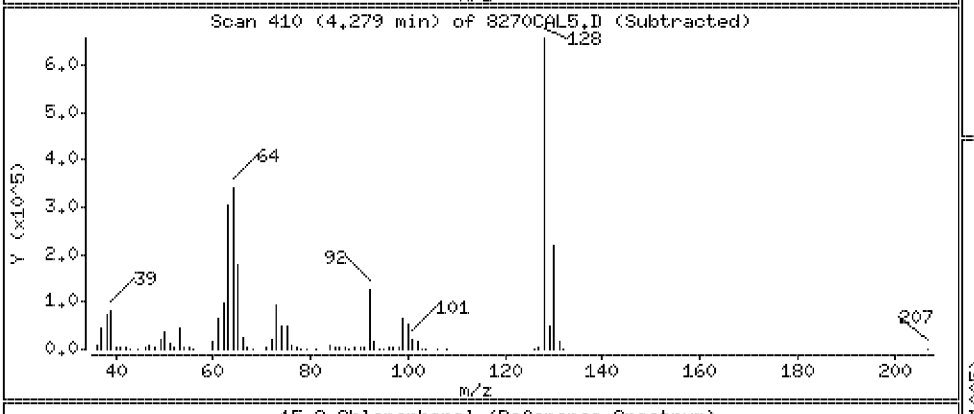

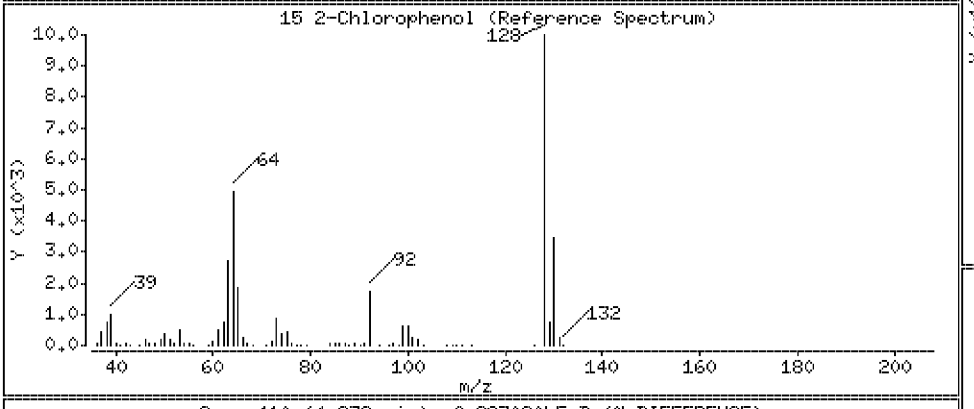

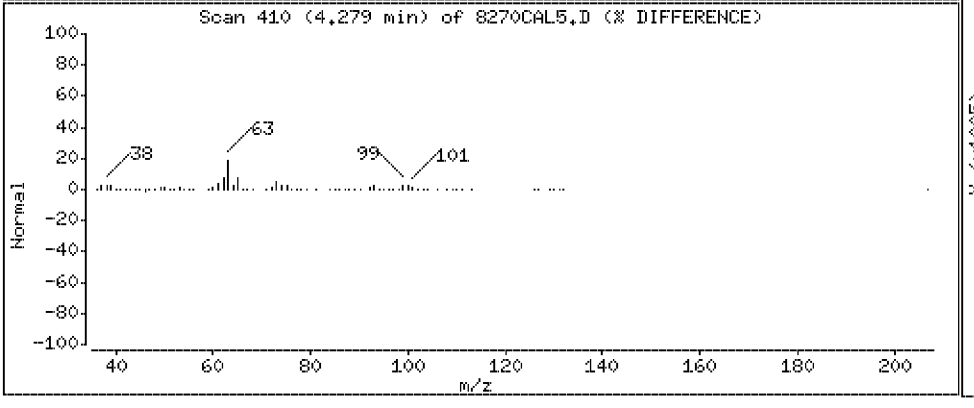

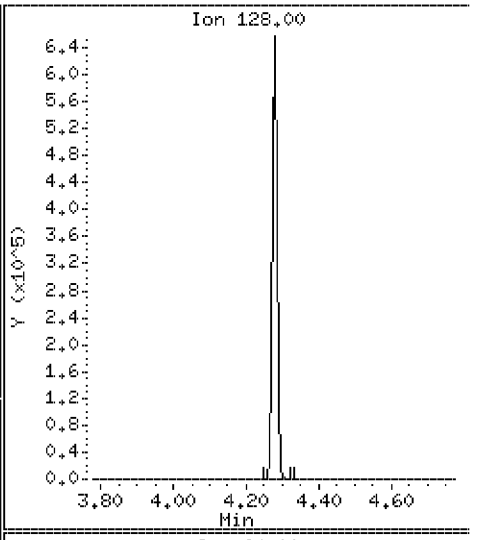

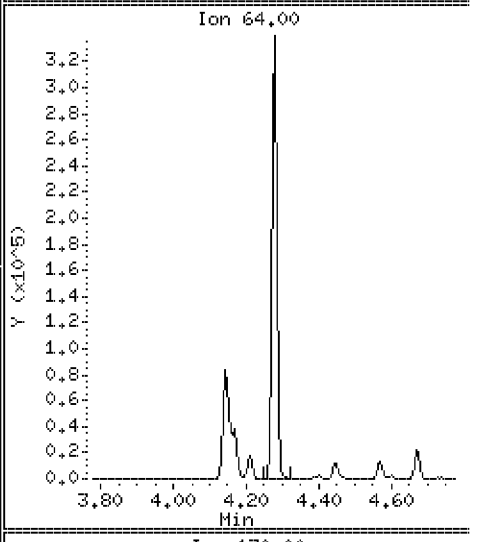

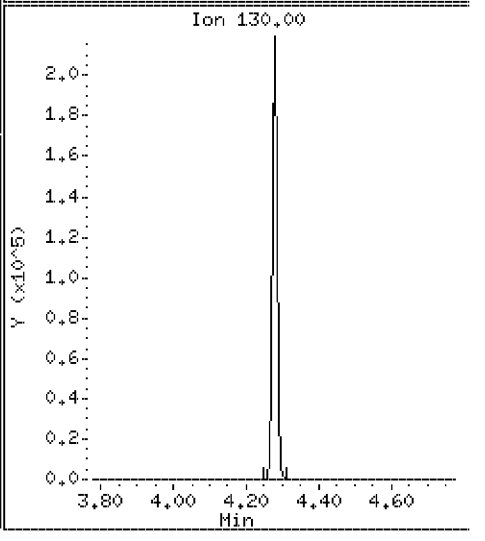

Data File: \\Svecd04\DD\chem\smsd03.i\S3042312.b\8270CAL5.D

Date : 23-APR-2012 11:10

Client ID: 8270CAL5 Instrument: smsd03.i

Sample Info: 45923

Purge Volume: 1000.0 Operator: PEL

Column phase: HPMS-5 Column diameter: 0.25

17 1,3-Dichlorobenzene Concentration: 62.2 ug/l

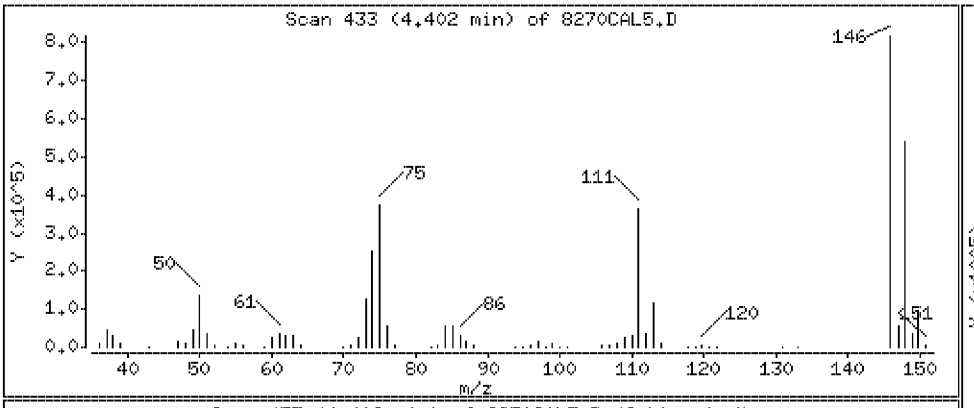

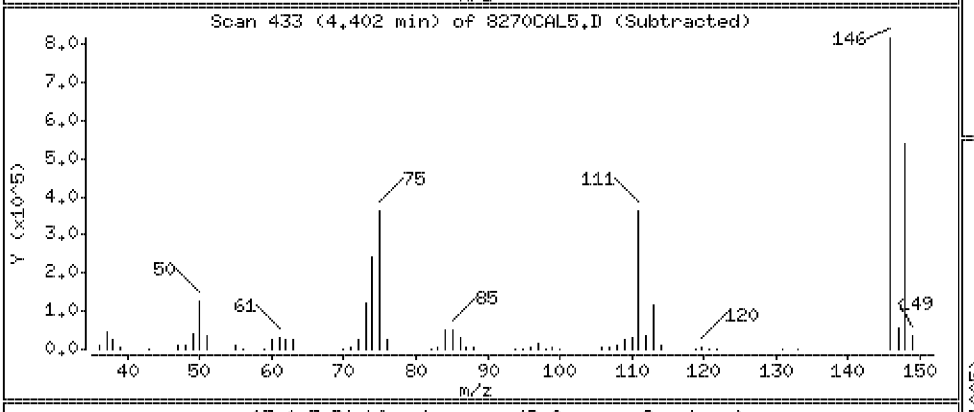

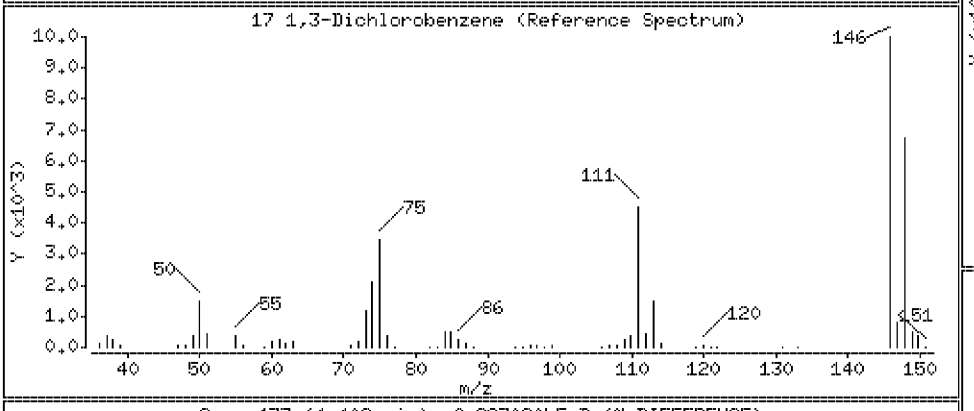

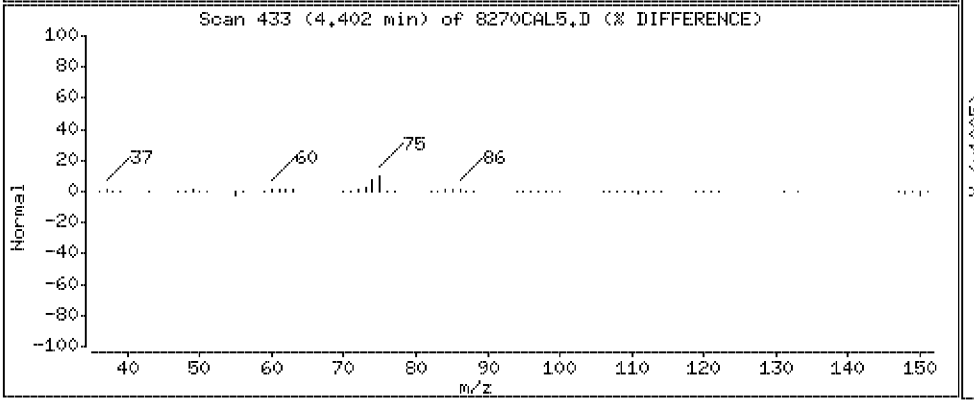

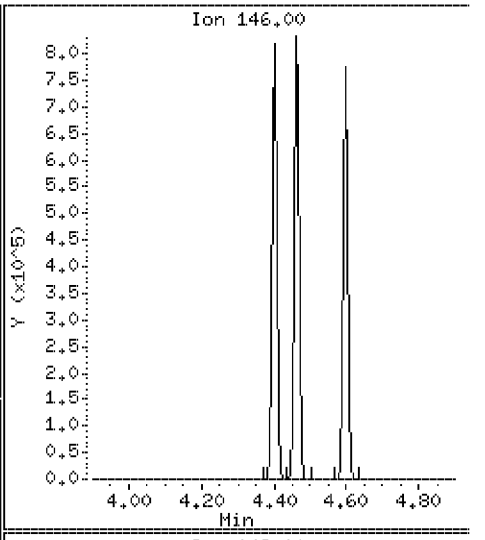

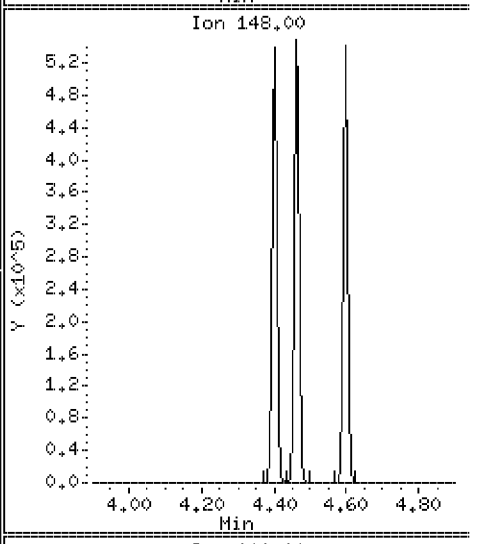

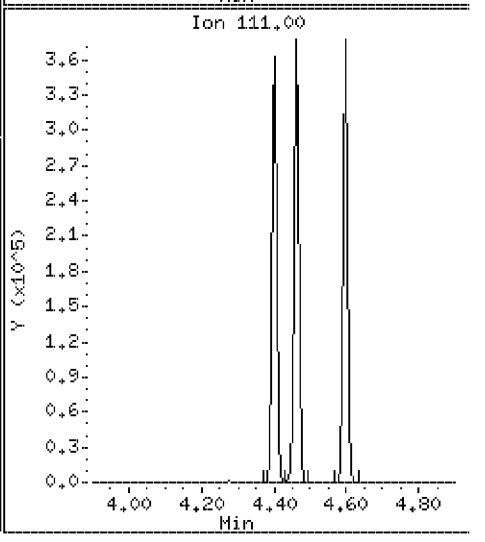

Data File: \\Svecd04\DD\chem\smsd03.i\S3042312.b\8270CAL5.D

Date : 23-APR-2012 11:10

Client ID: 8270CAL5 Instrument: smsd03.i

Sample Info: 45923

Purge Volume: 1000.0 Operator: PEL

Column phase: HPMS-5 Column diameter: 0.25

19 1,4-Dichlorobenzene Concentration: 61.1 ug/l

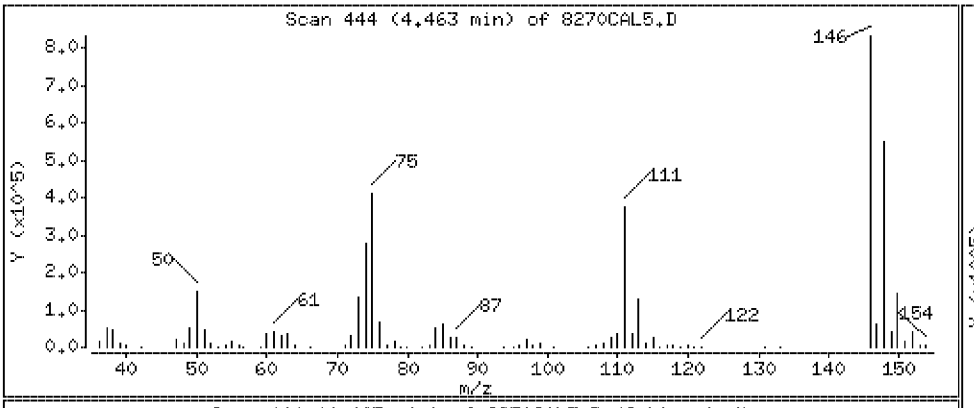

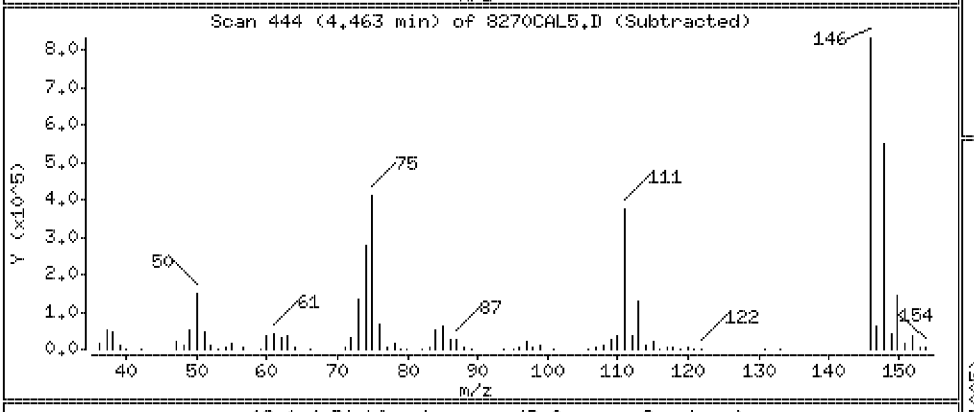

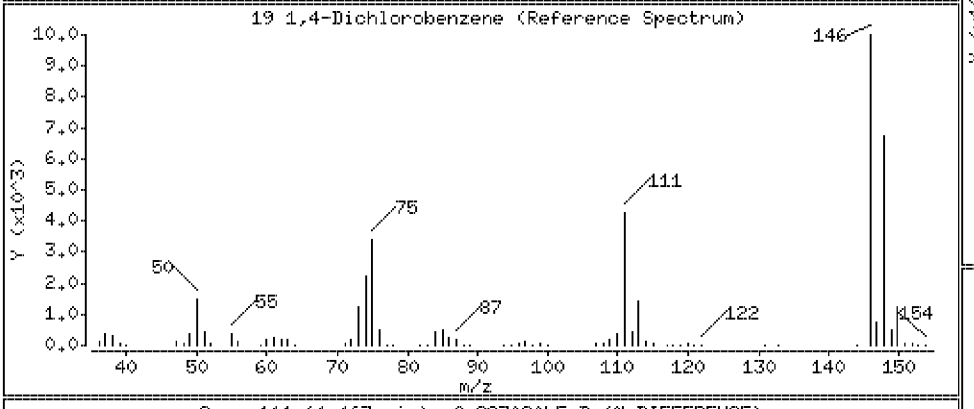

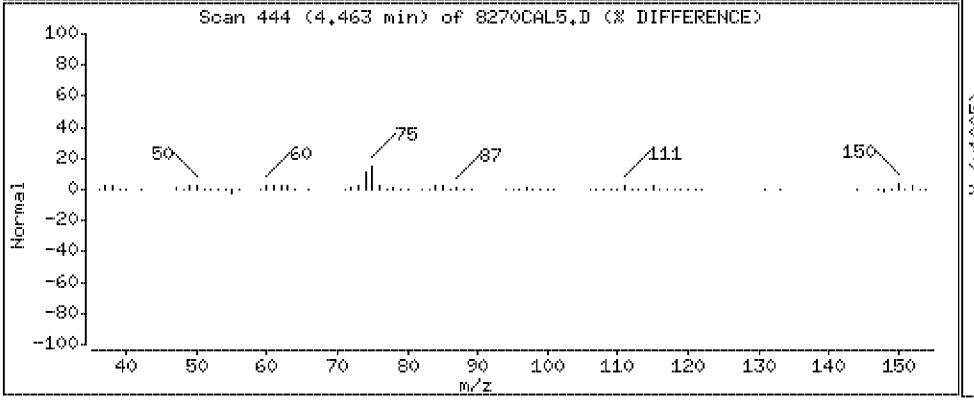

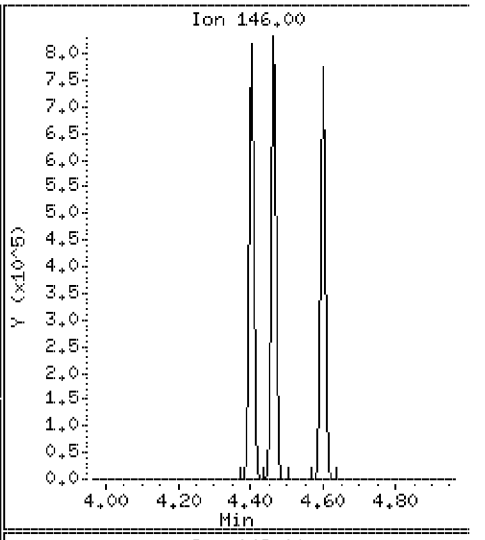

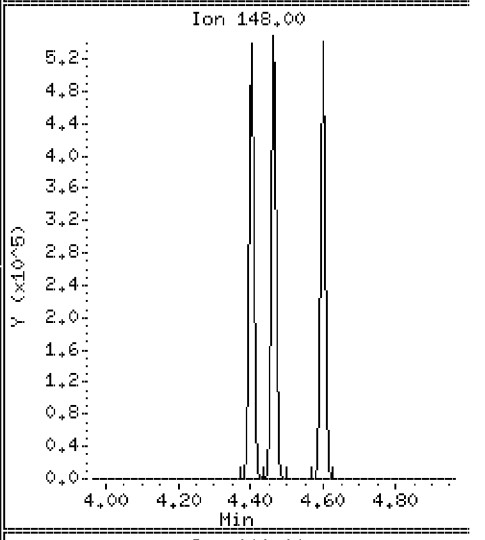

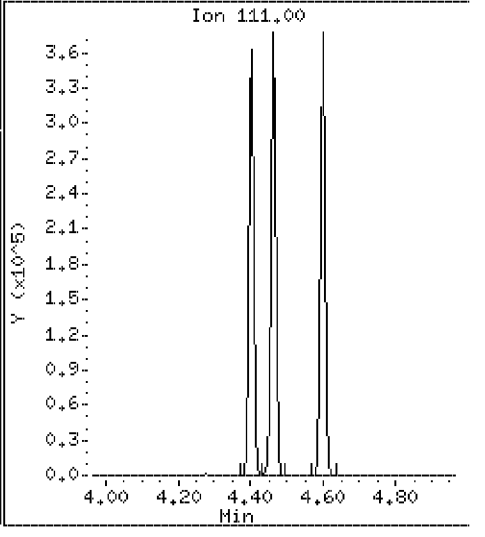

Data File: \\Svecd04\DD\chem\smsd03.i\S3042312.b\8270CAL5.D

Date : 23-APR-2012 11:10

Client ID: 8270CAL5 | Instrument: smsd03.i

Sample Info: 45923

Purge Volume: 1000.0 | Operator: PEL

Column phase: HPMS-5 | Column diameter: 0.25

21 Benzyl alcohol | Concentration: 64.2 ug/l

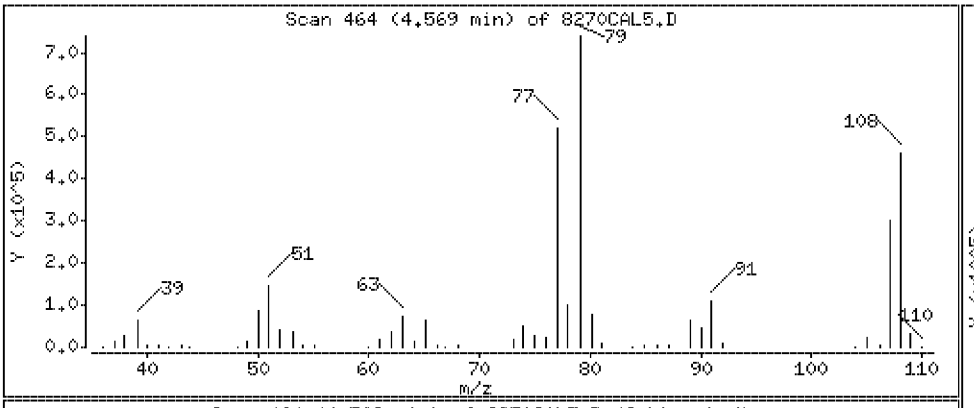

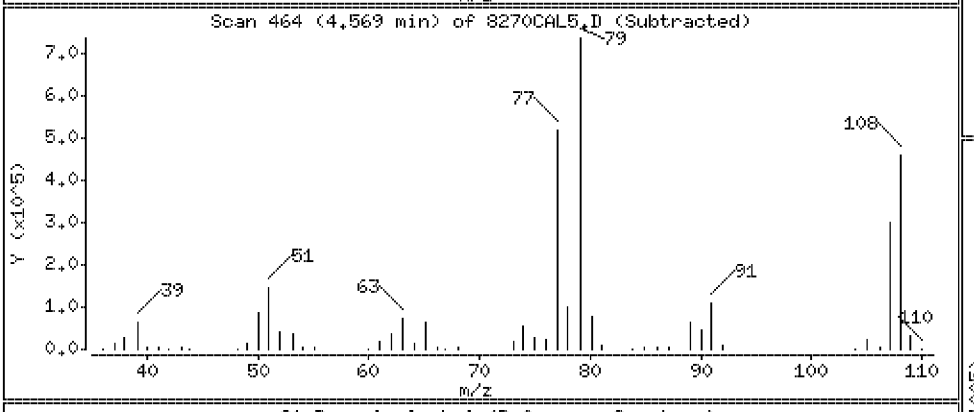

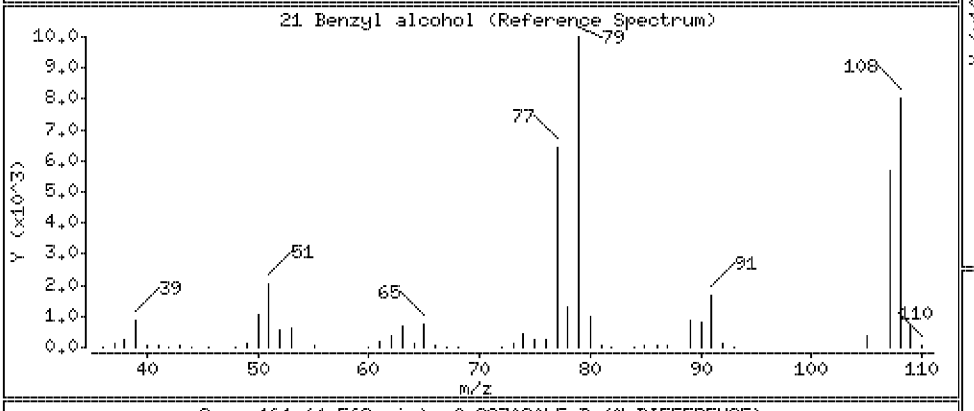

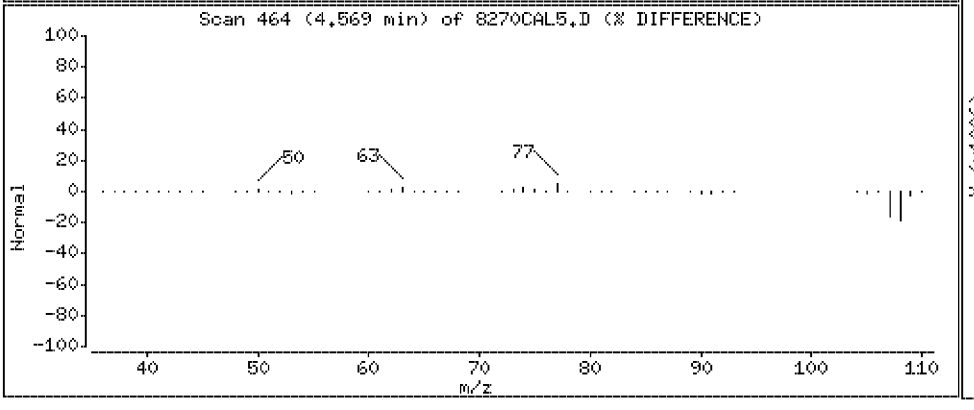

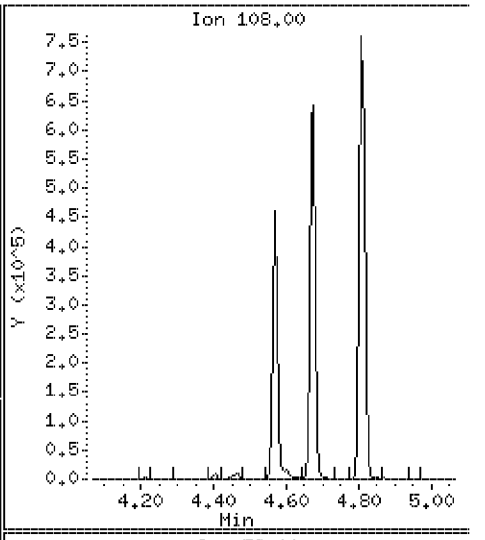

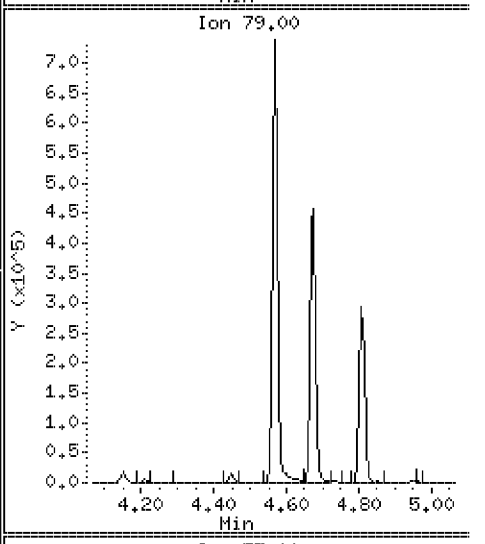

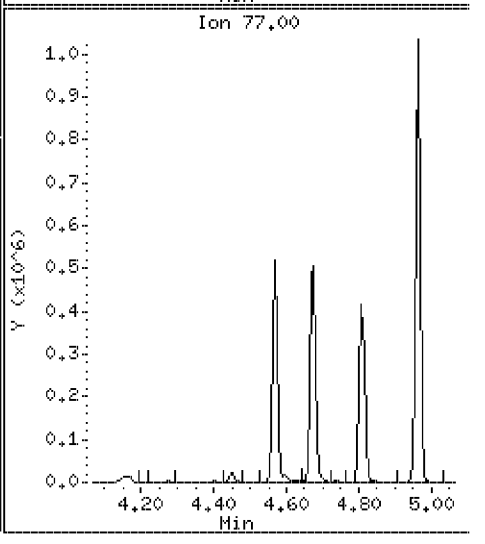

Data File: \\Svecd04\DD\chem\smsd03.i\S3042312.b\8270CAL5.D

Date : 23-APR-2012 11:10

Client ID: 8270CAL5

Instrument: smsd03.i

Sample Info: 45923

Purge Volume: 1000.0

Operator: PEL

Column phase: HPMS-5

Column diameter: 0.25

20 1,2-Dichlorobenzene

Concentration: 60.8 ug/l

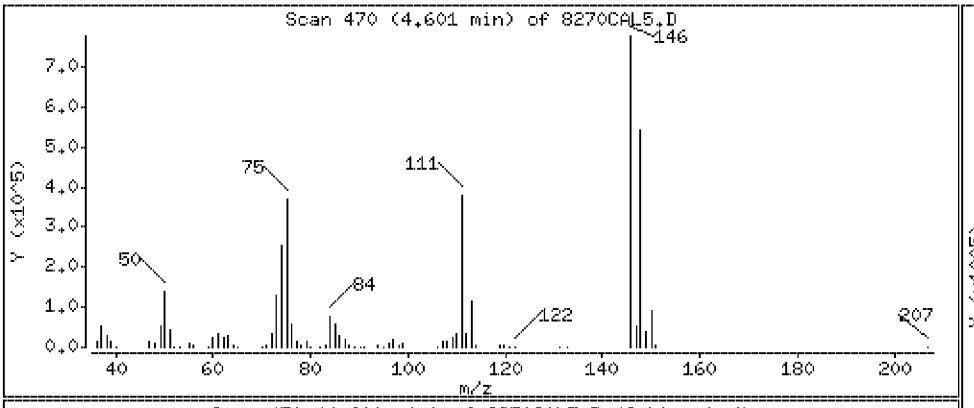

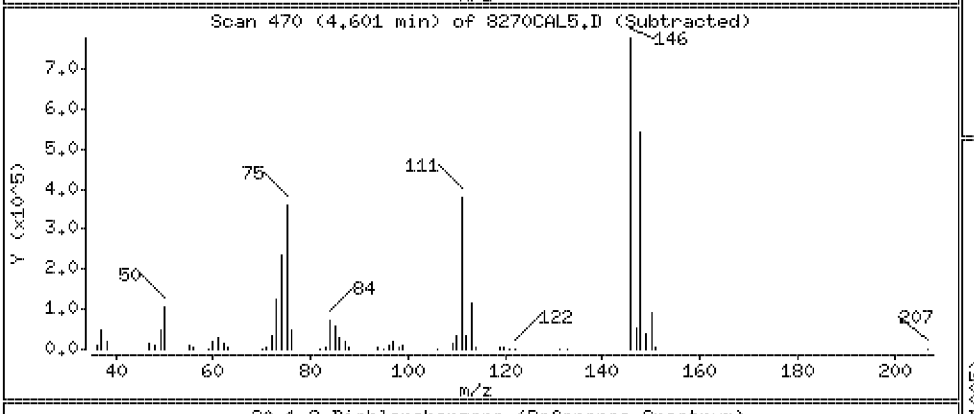

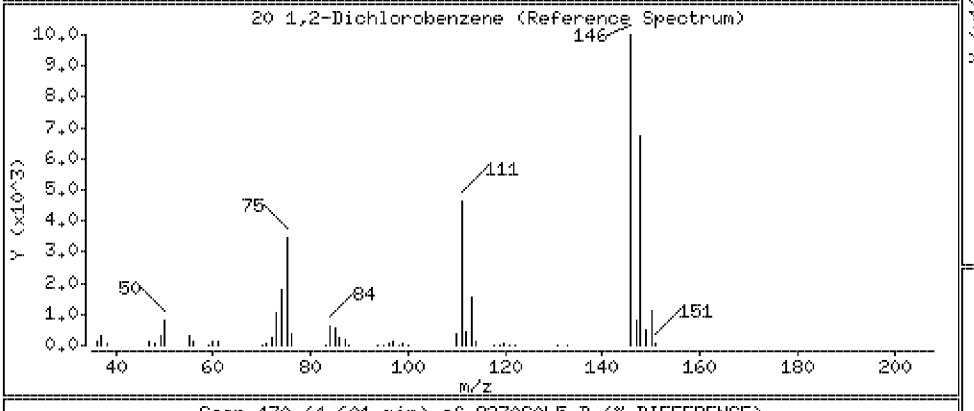

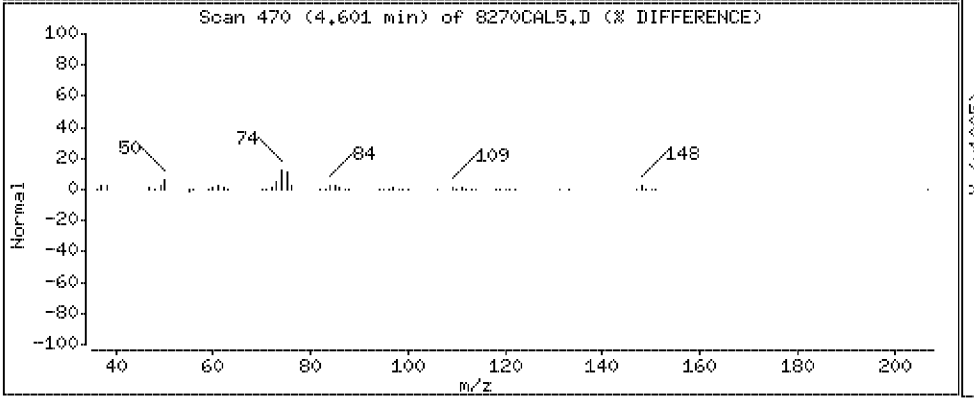

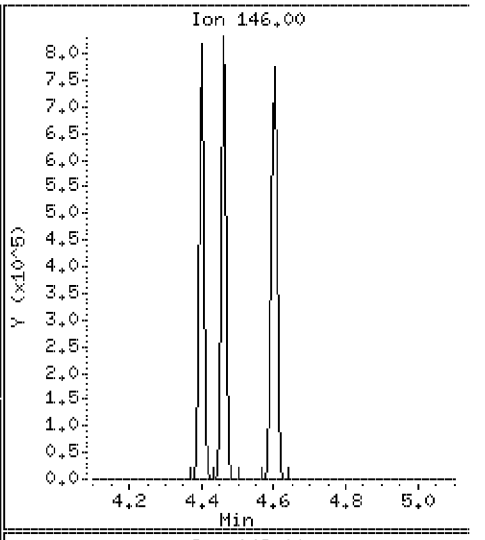

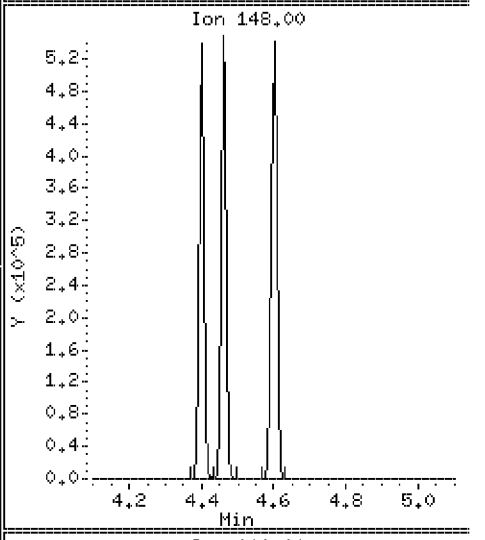

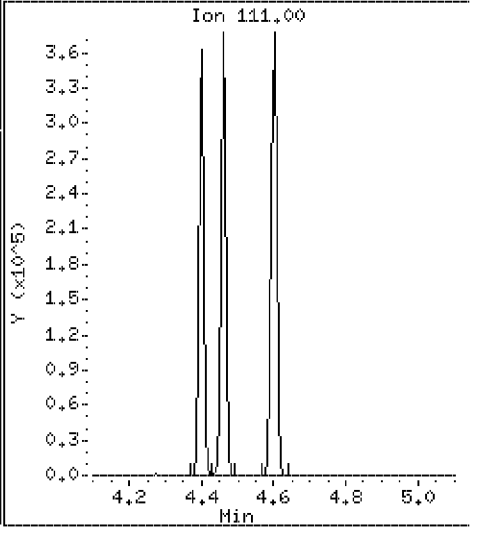

Data File: \\Svecd04\DD\chem\smsd03.i\S3042312.b\8270CAL5.D

Date : 23-APR-2012 11:10

Client ID: 8270CAL5 Instrument: smsd03.i

Sample Info: 45923

Purge Volume: 1000.0 Operator: PEL

Column phase: HPMS-5 Column diameter: 0.25

22 2-Methylphenol Concentration: 62.4 ug/l

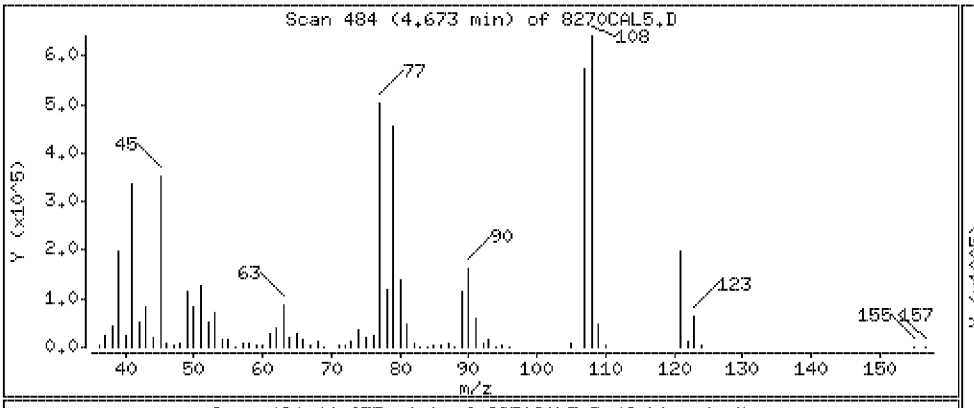

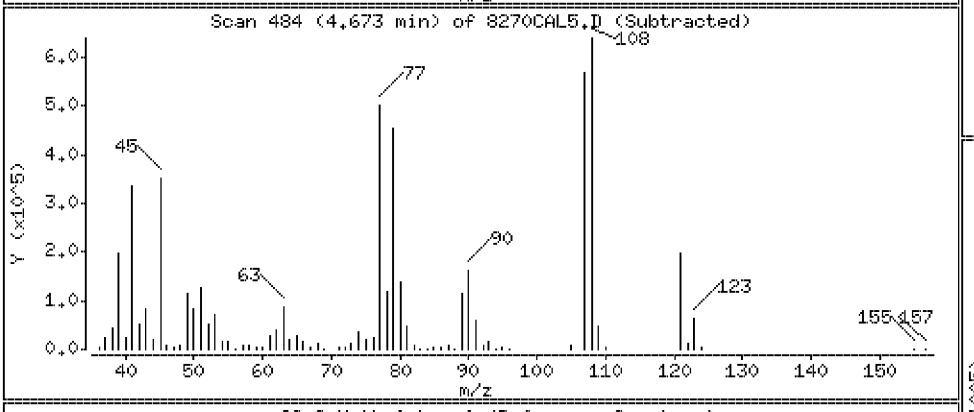

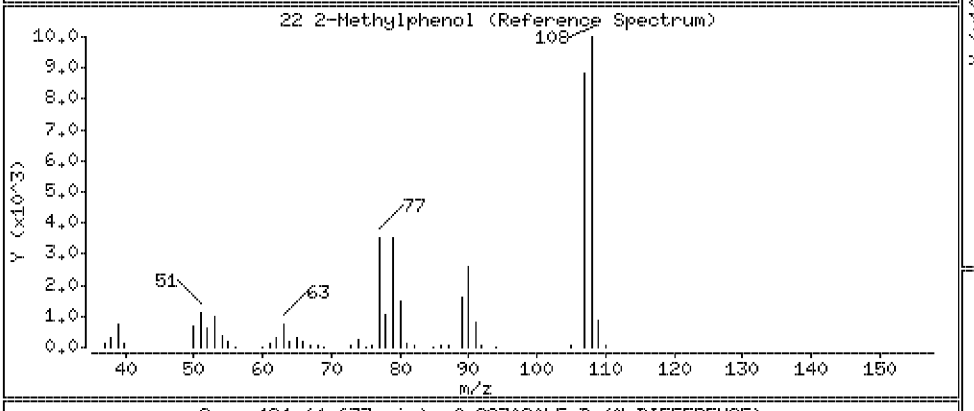

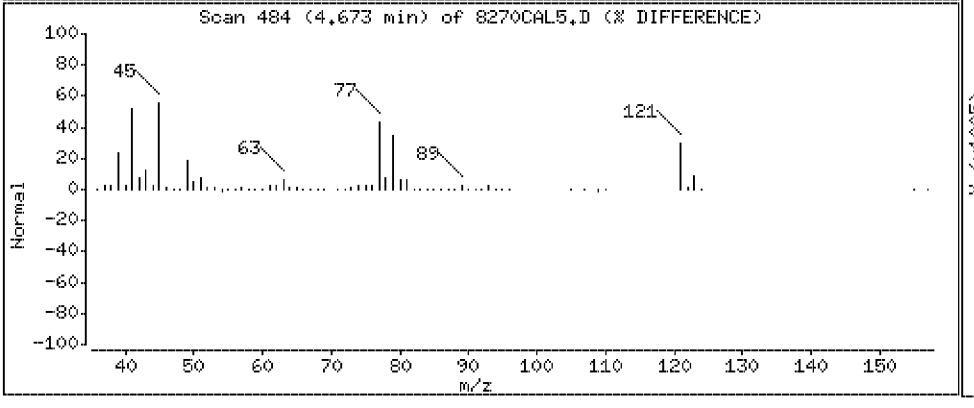

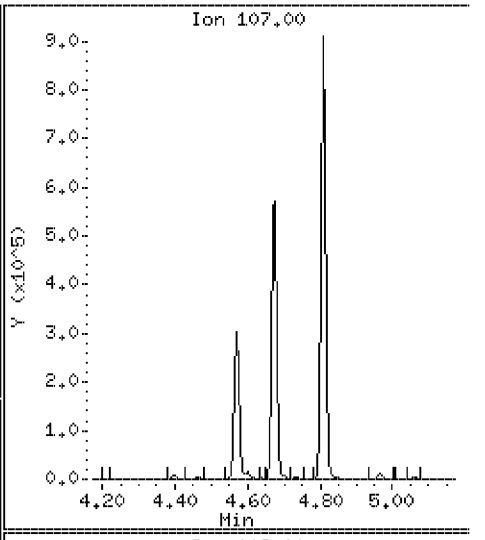

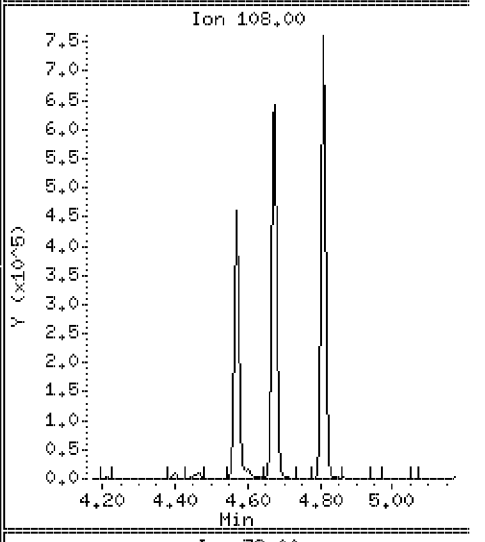

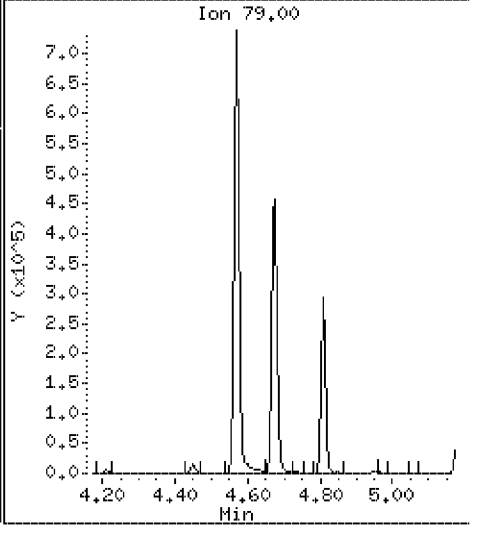

Data File: \\Svecd04\DD\chem\smsd03.i\S3042312.b\8270CAL5.D

Date : 23-APR-2012 11:10

Client ID: 8270CAL5 Instrument: smsd03.i

Sample Info: 45923

Purge Volume: 1000.0 Operator: PEL

Column phase: HPMS-5 Column diameter: 0.25

23 2,2'-oxybis(1-chloropropane) Concentration: 60.4 ug/l

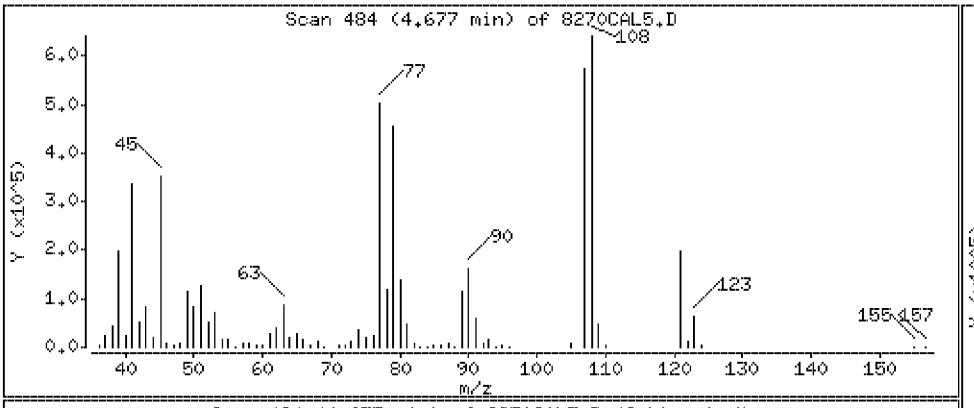

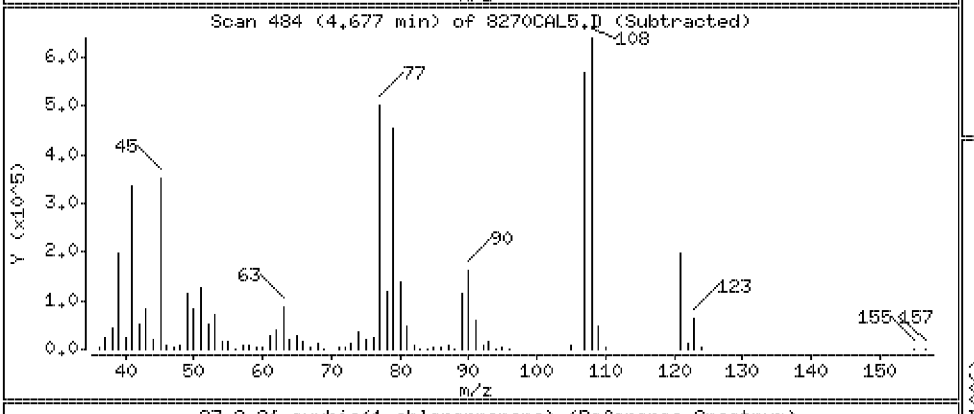

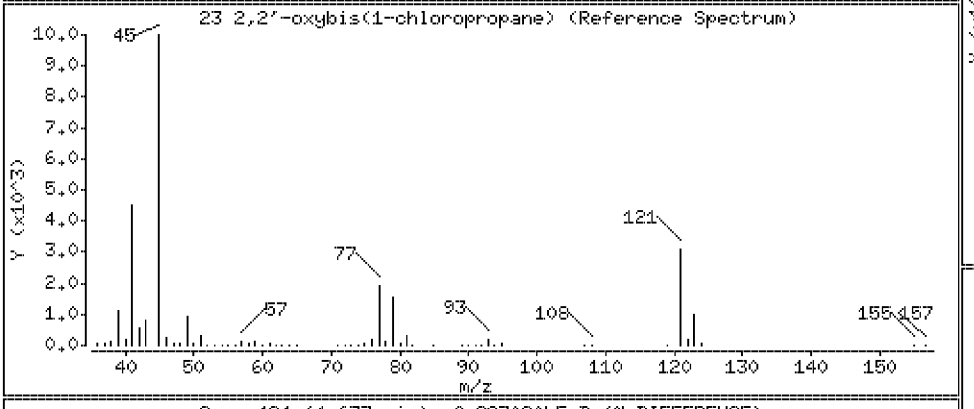

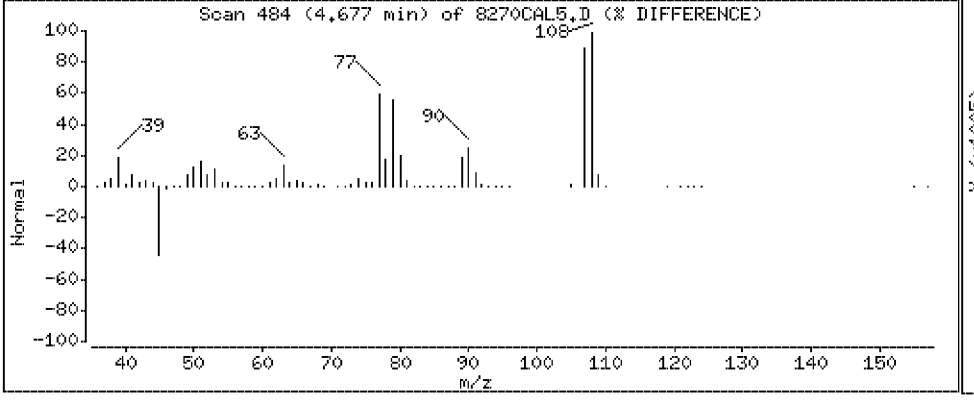

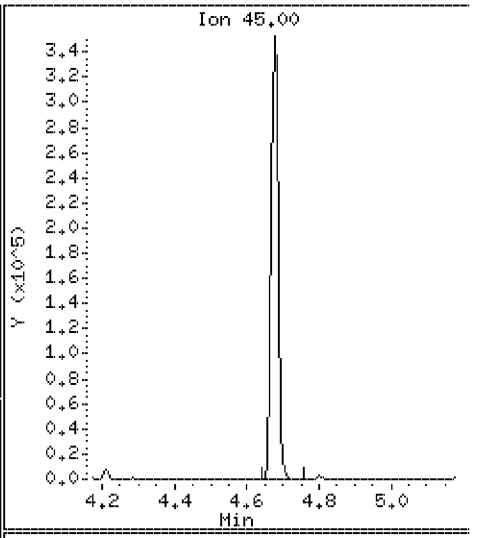

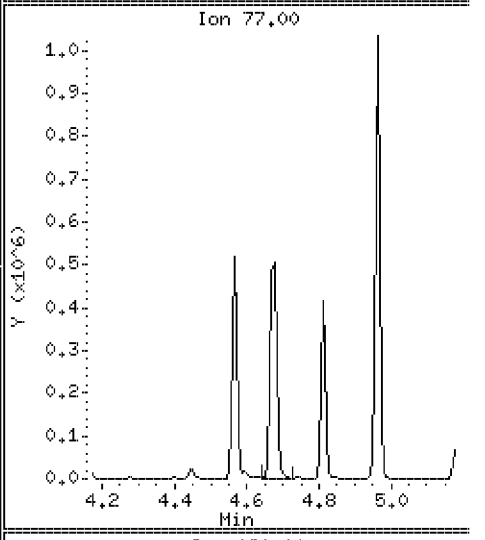

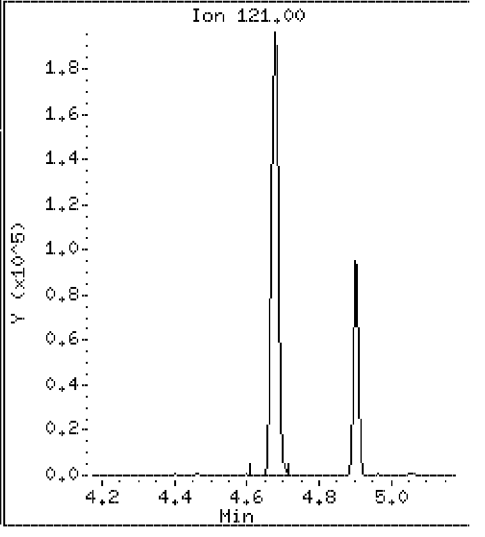

Data File: \\Svecd04\DD\chem\smsd03.i\S3042312.b\8270CAL5.D

Date : 23-APR-2012 11:10

Client ID: 8270CAL5 Instrument: smsd03.i

Sample Info: 45923

Purge Volume: 1000.0 Operator: PEL

Column phase: HPMS-5 Column diameter: 0.25

28 4-Methylphenol Concentration: 62.2 ug/l

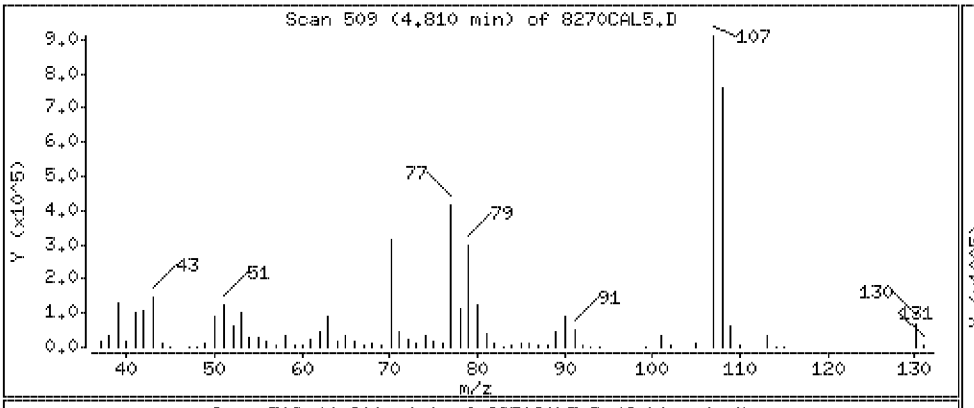

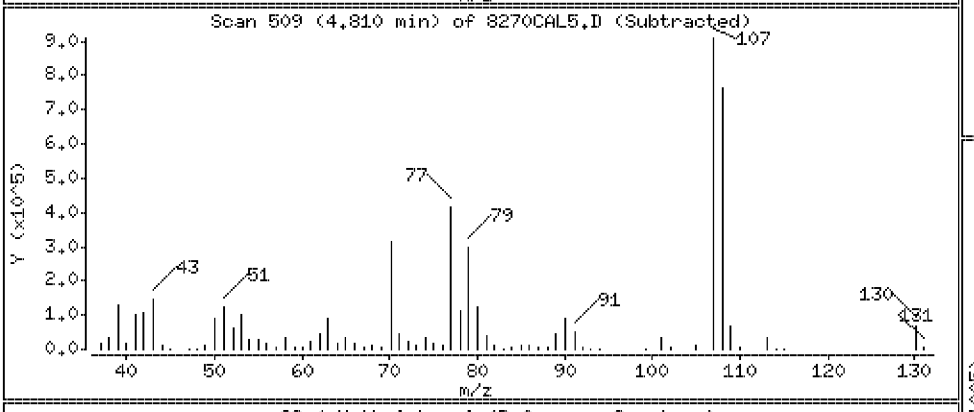

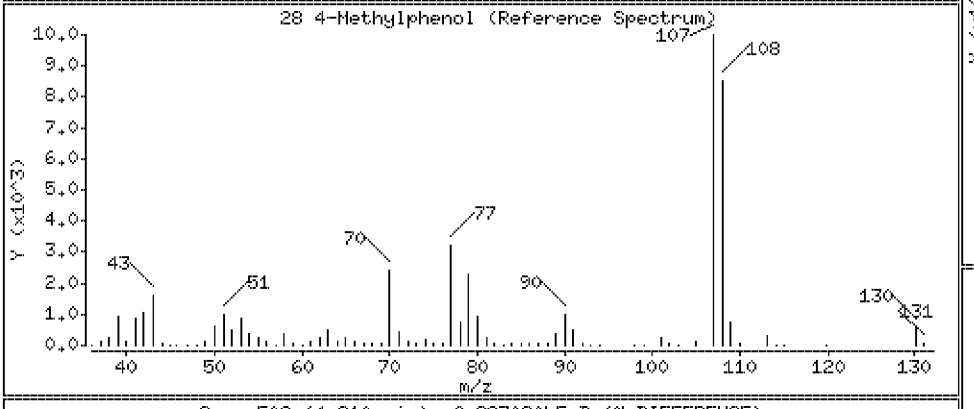

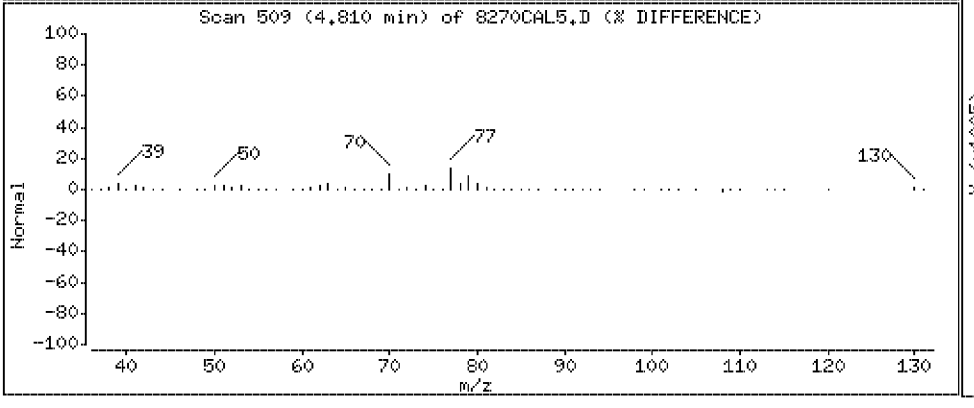

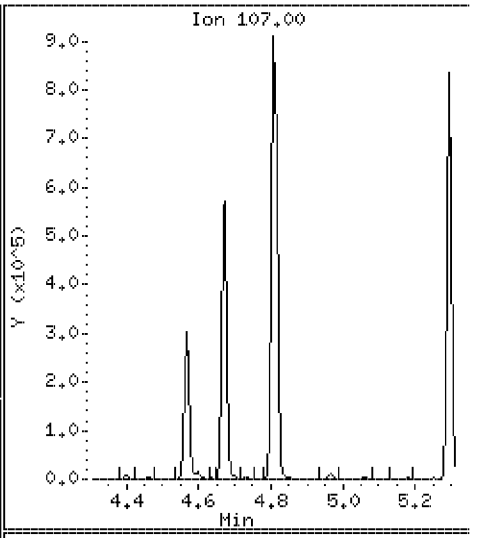

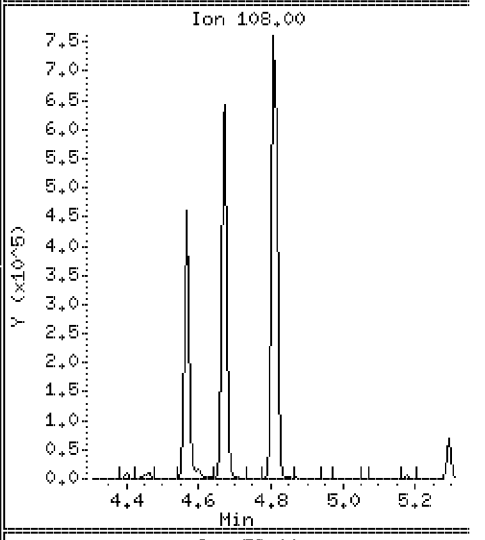

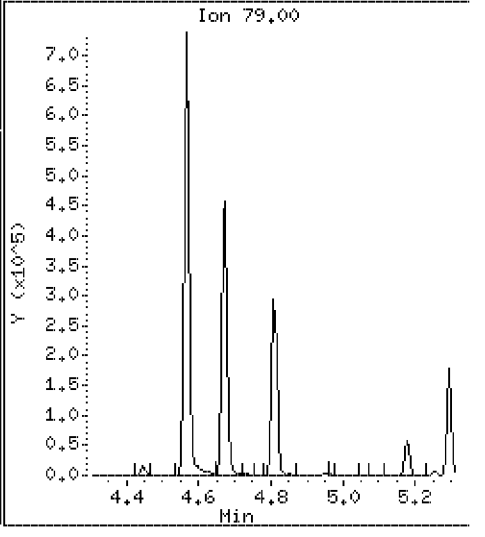

Data File: \\Svecd04\DD\chem\smsd03.i\S3042312.b\8270CAL5.D

Date : 23-APR-2012 11:10

Client ID: 8270CAL5 Instrument: smsd03.i

Sample Info: 45923

Purge Volume: 1000.0 Operator: PEL

Column phase: HPMS-5 Column diameter: 0.25

26 N-Nitrosodinpropylamine Concentration: 61.8 ug/l

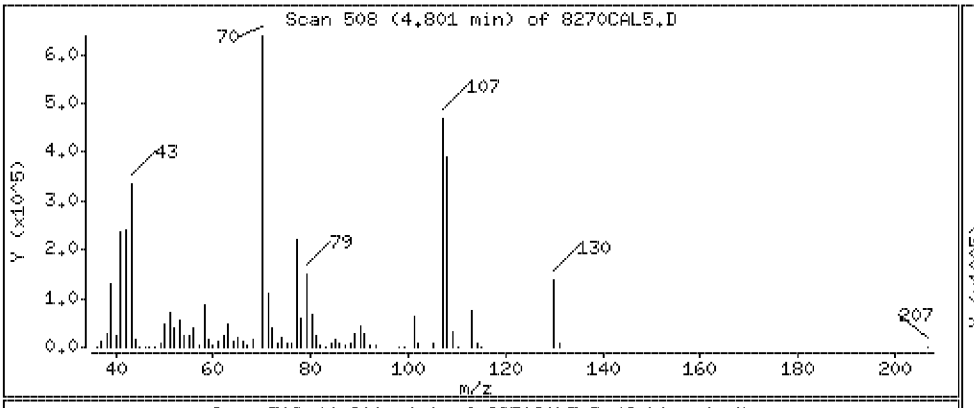

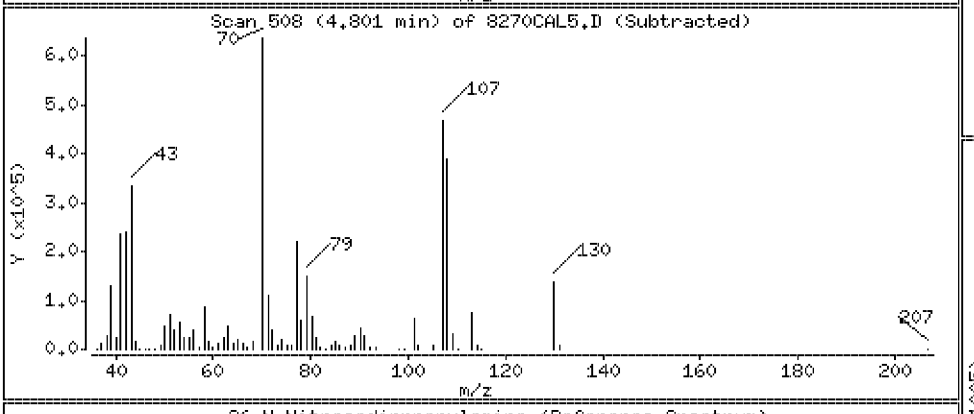

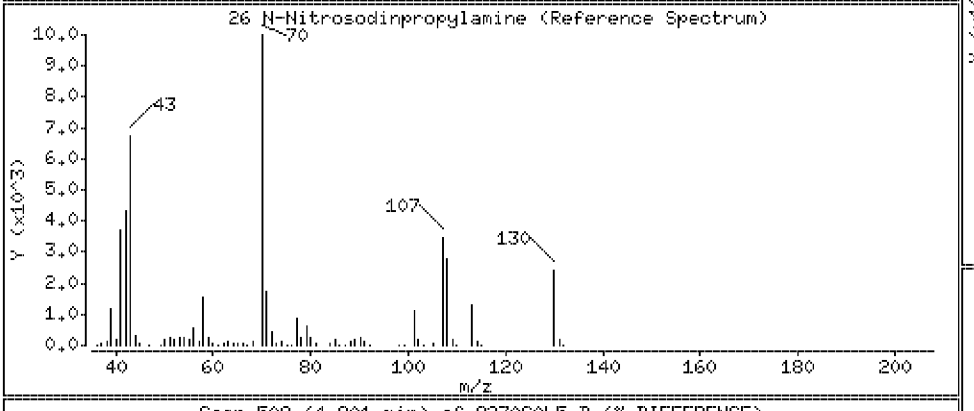

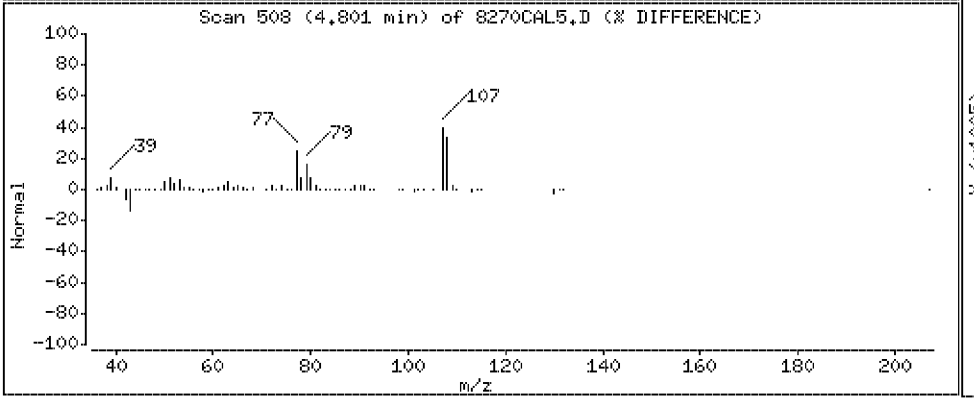

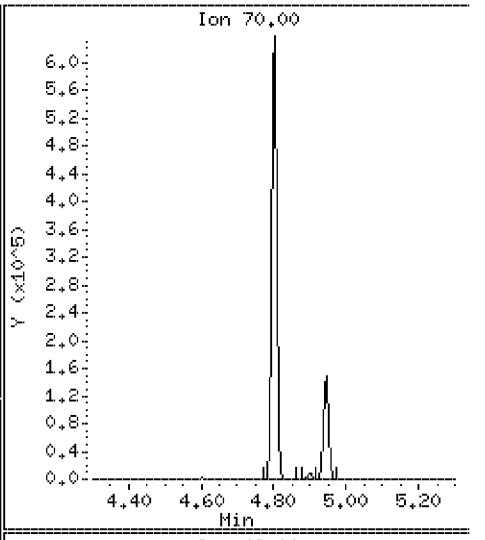

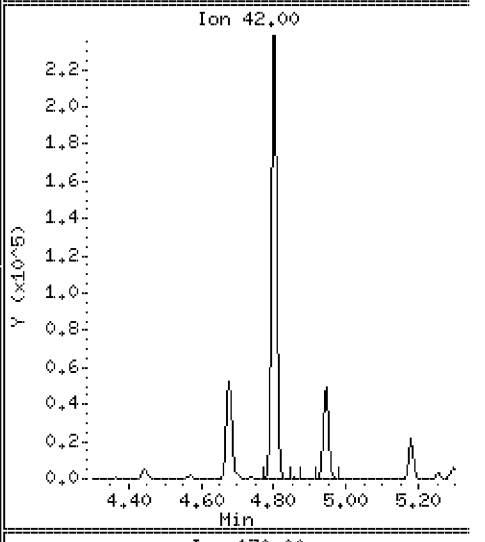

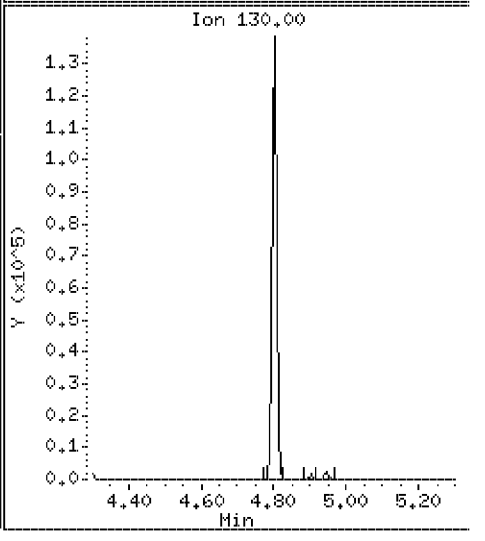

Data File: \\Svecd04\DD\chem\smsd03.i\S3042312.b\8270CAL5.D

Date : 23-APR-2012 11:10

Client ID: 8270CAL5 Instrument: smsd03.i

Sample Info: 45923

Purge Volume: 1000.0 Operator: PEL

Column phase: HPMS-5 Column diameter: 0.25

30 Hexachloroethane Concentration: 60.8 ug/l

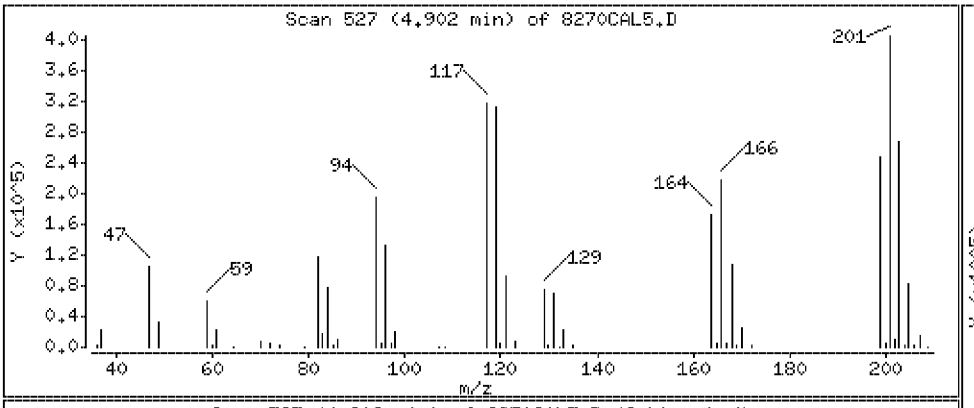

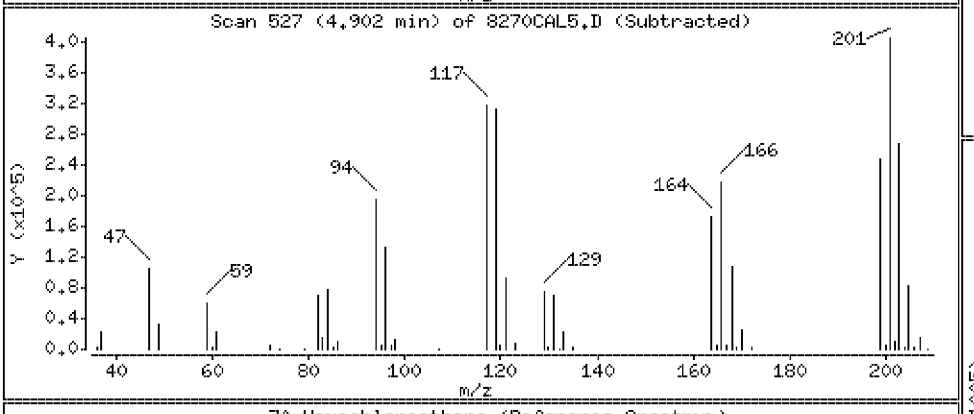

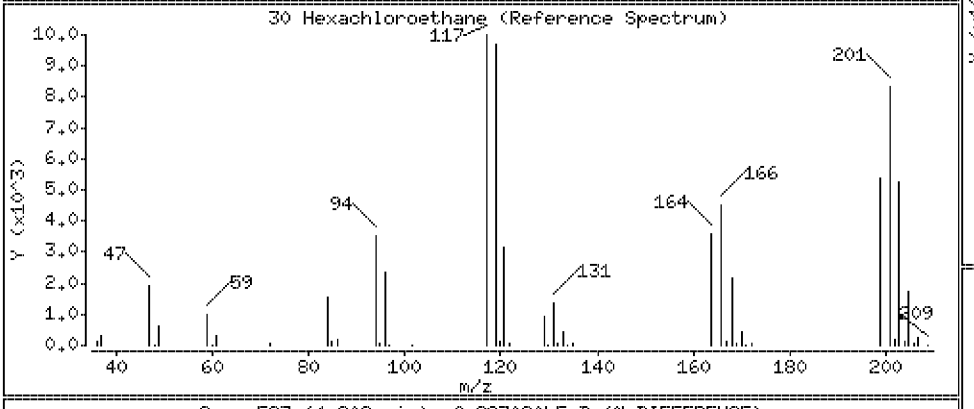

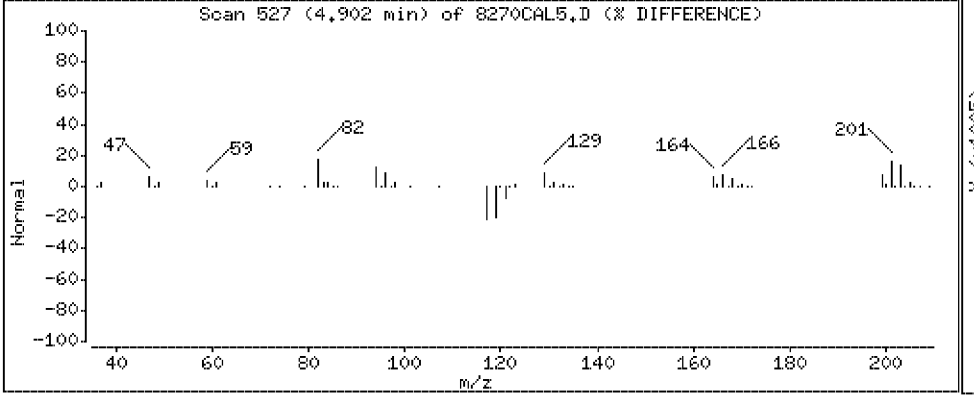

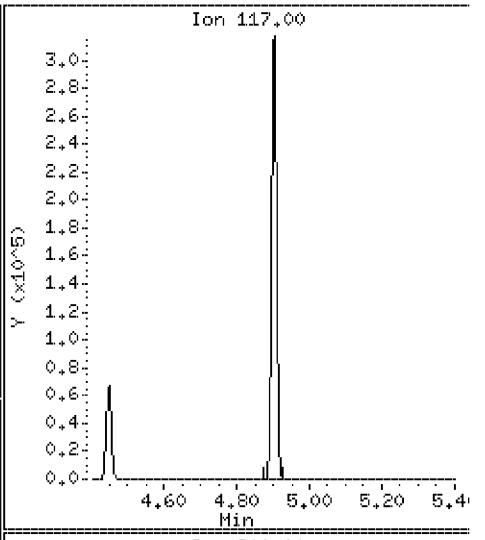

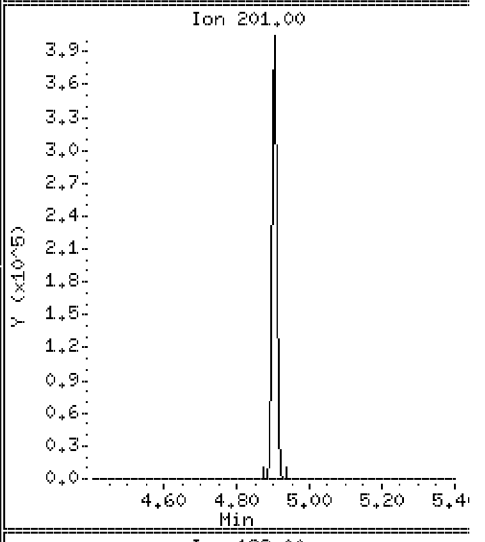

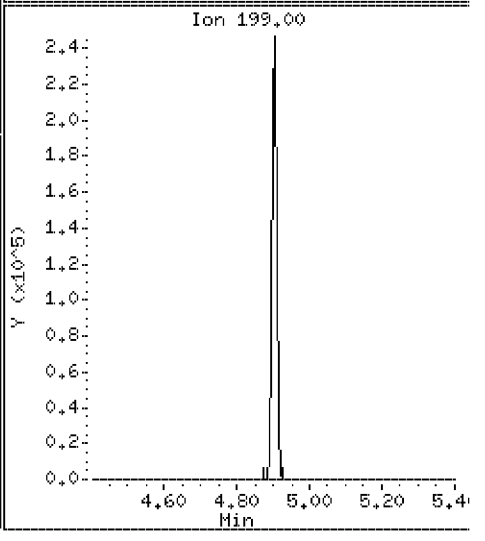

Data File: \\Svecd04\DD\chem\smsd03.i\S3042312.b\8270CAL5.D

Date : 23-APR-2012 11:10

Client ID: 8270CAL5

Instrument: smsd03.i

Sample Info: 45923

Purge Volume: 1000.0

Operator: PEL

Column phase: HPMS-5

Column diameter: 0.25

32 Nitrobenzene

Concentration: 59.4 ug/l

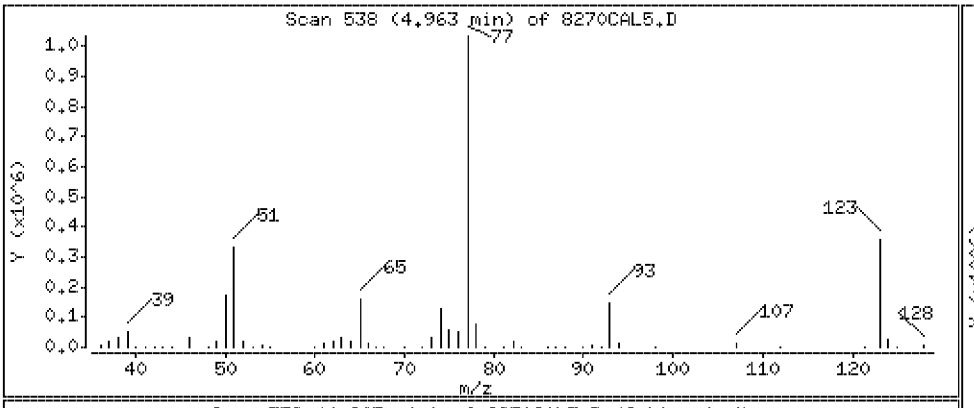

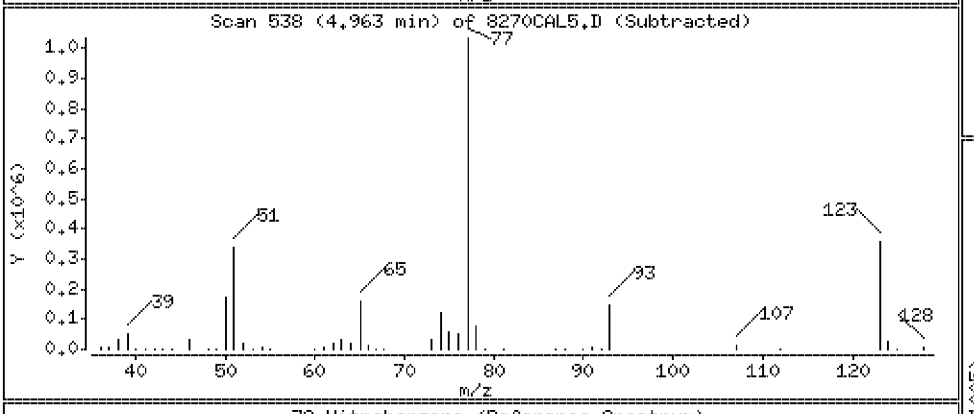

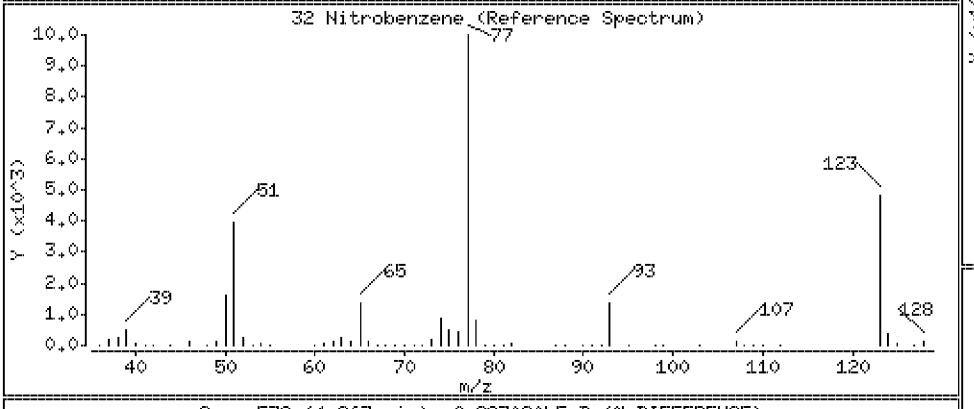

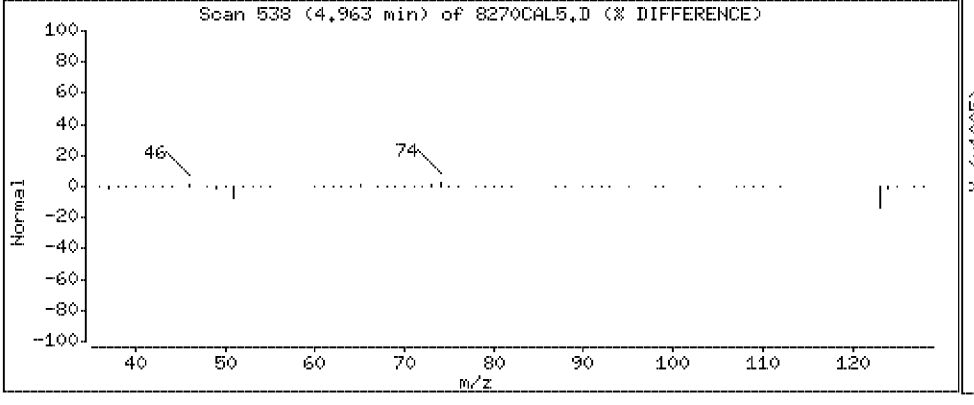

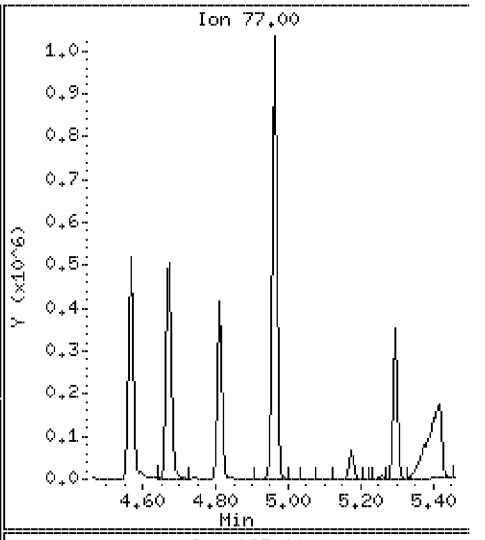

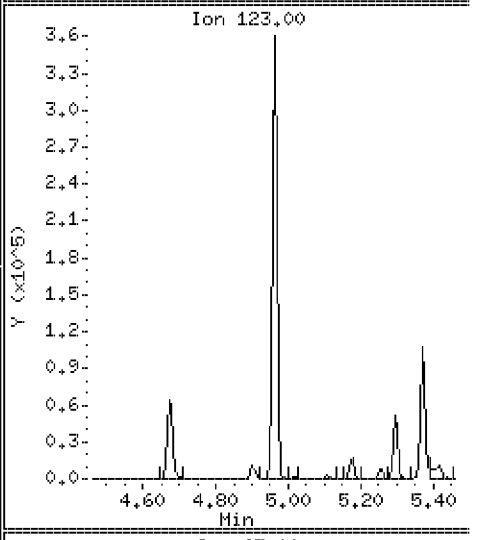

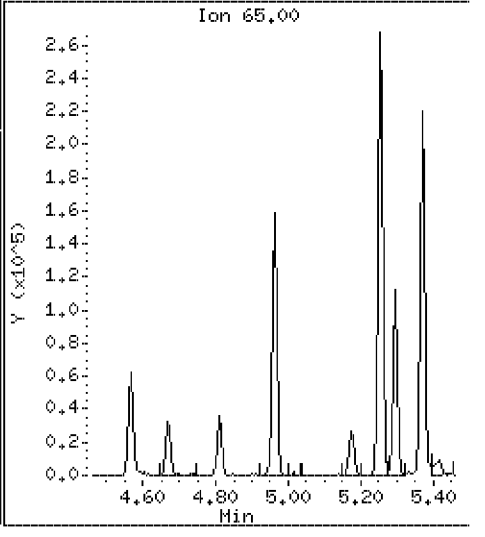

Data File: \\Svecd04\DD\chem\smsd03.i\S3042312.b\8270CAL5.D

Date : 23-APR-2012 11:10

Client ID: 8270CAL5

Instrument: smsd03.i

Sample Info: 45923

Purge Volume: 1000.0

Operator: PEL

Column phase: HPMS-5

Column diameter: 0.25

34 Isophorone

Concentration: 59.5 ug/l

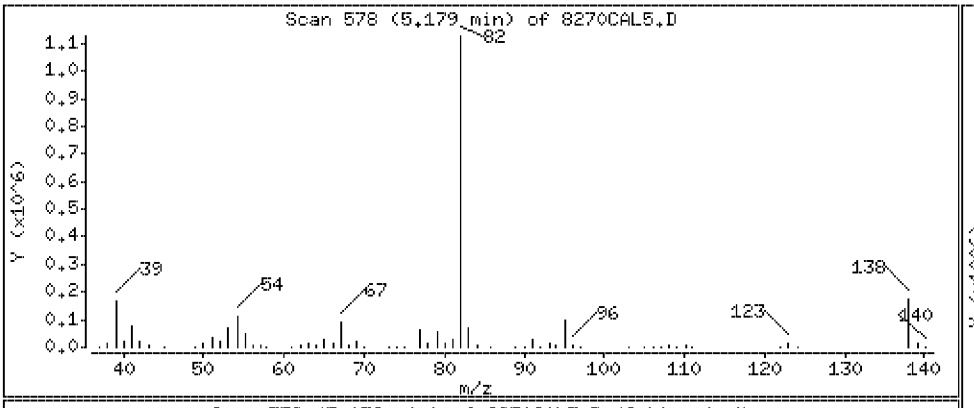

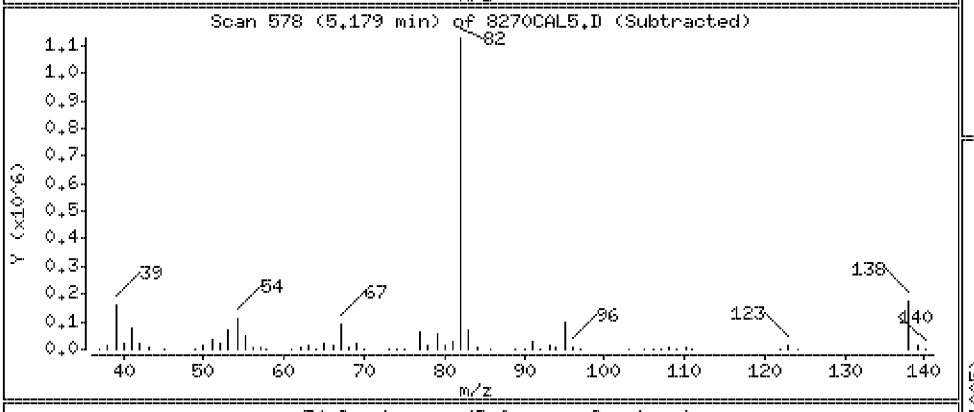

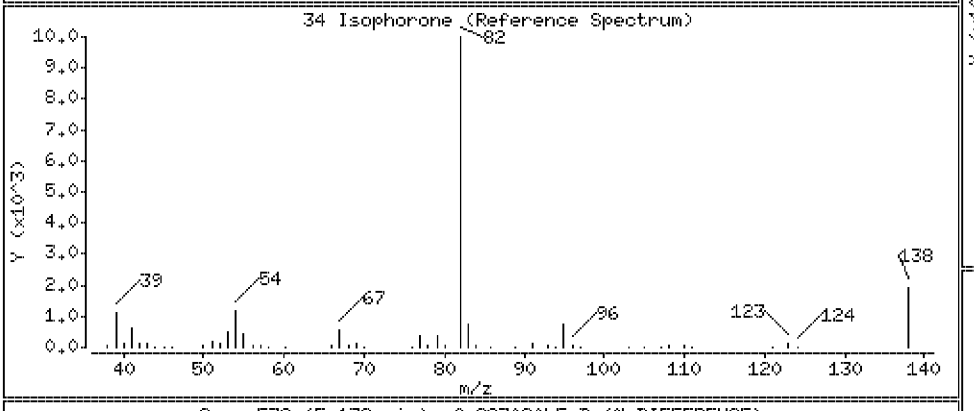

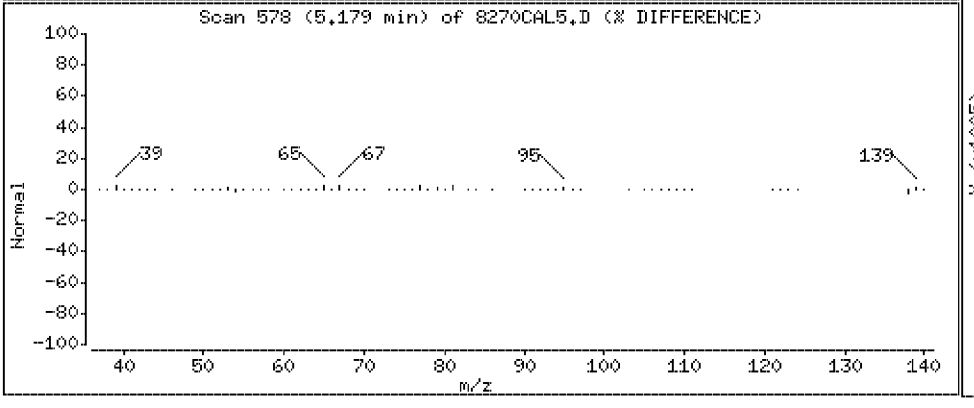

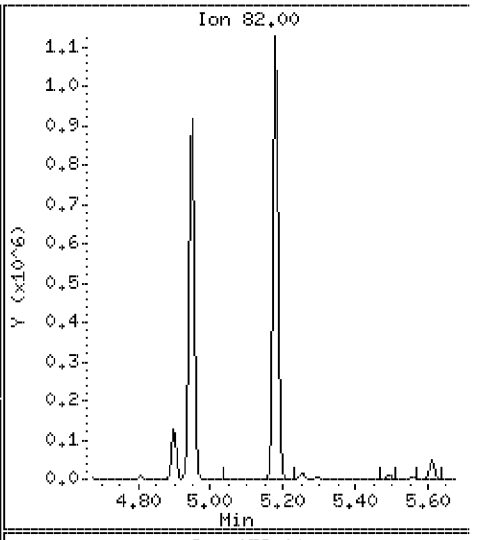

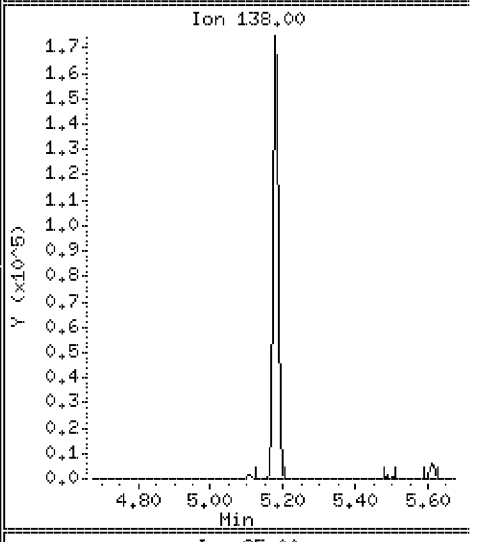

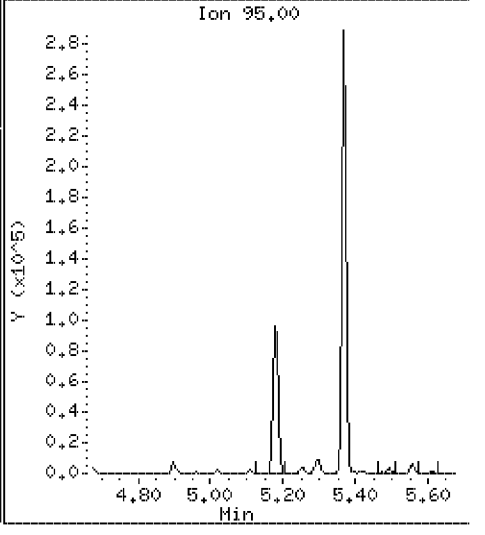

Data File: \\Svecd04\DD\chem\smsd03.i\S3042312.b\8270CAL5.D

Date : 23-APR-2012 11:10

Client ID: 8270CAL5 Instrument: smsd03.i

Sample Info: 45923

Purge Volume: 1000.0 Operator: PEL

Column phase: HPMS-5 Column diameter: 0.25

35 2-Nitrophenol Concentration: 61.7 ug/l

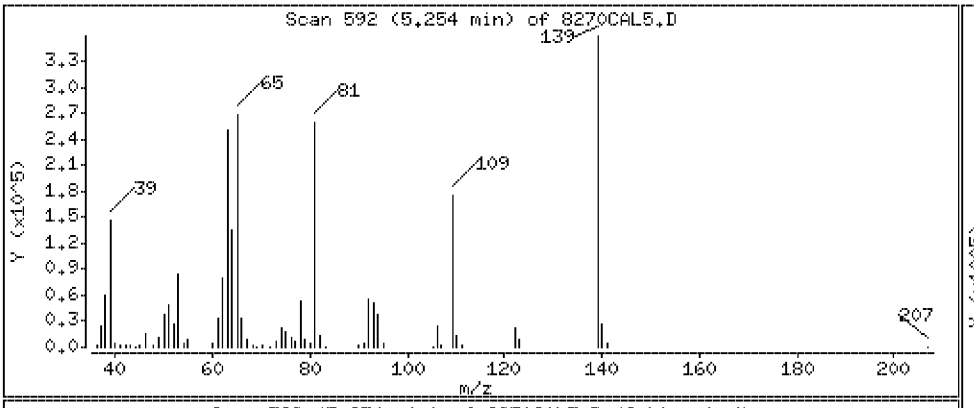

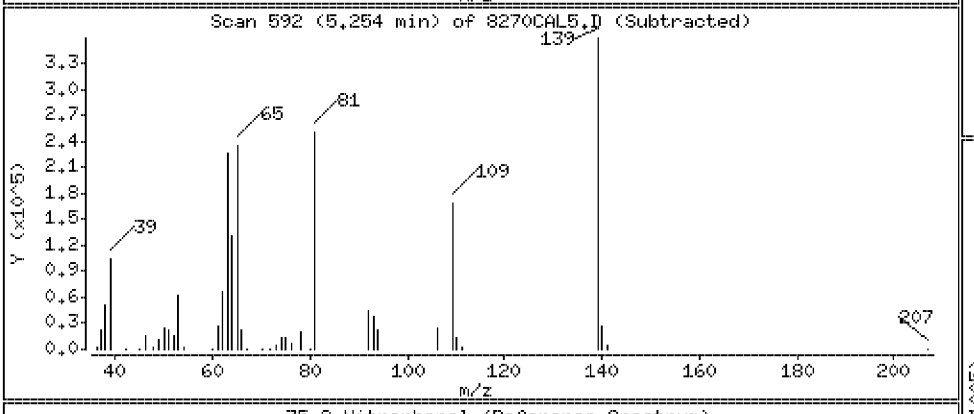

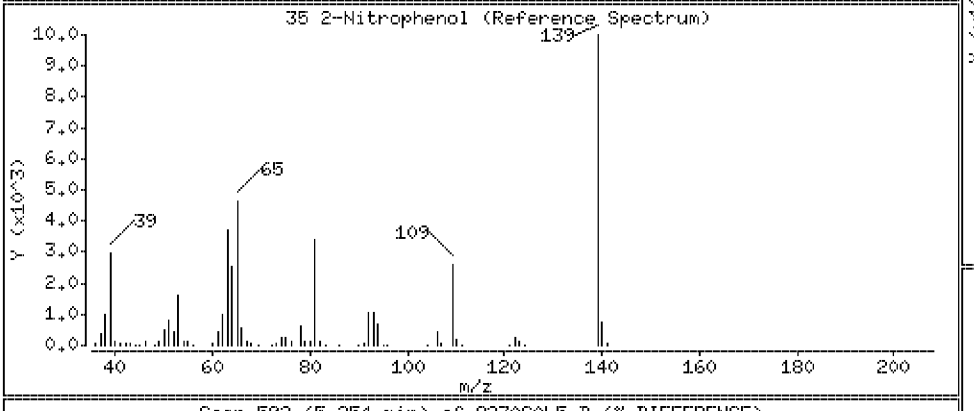

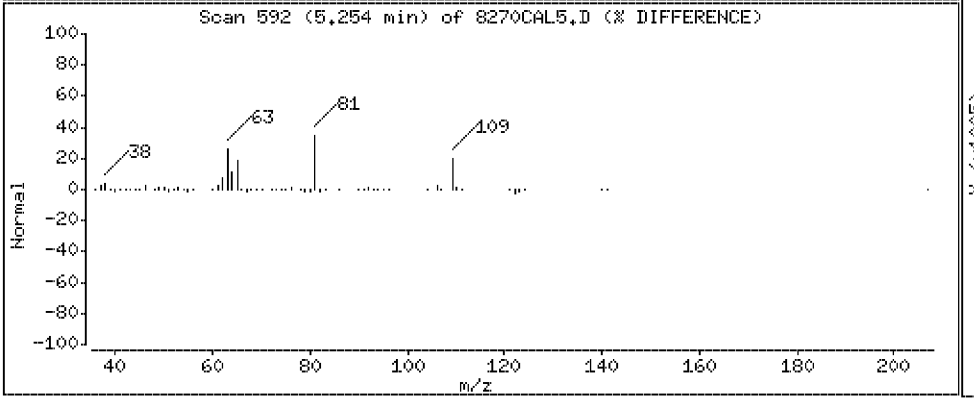

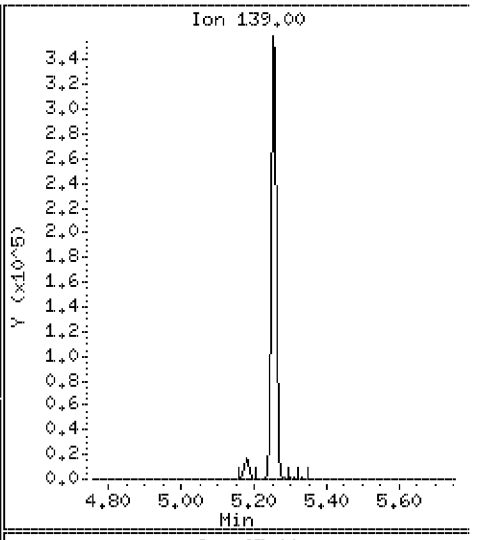

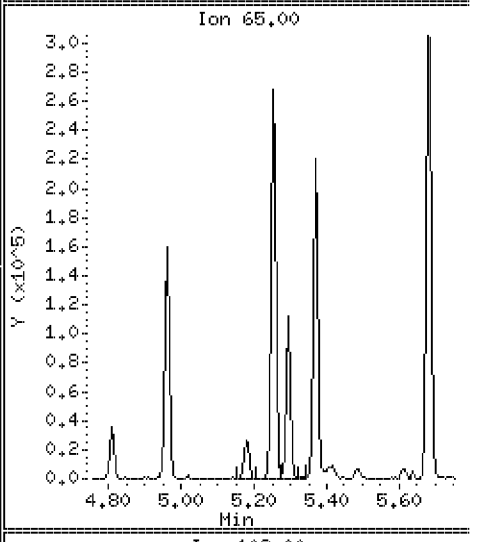

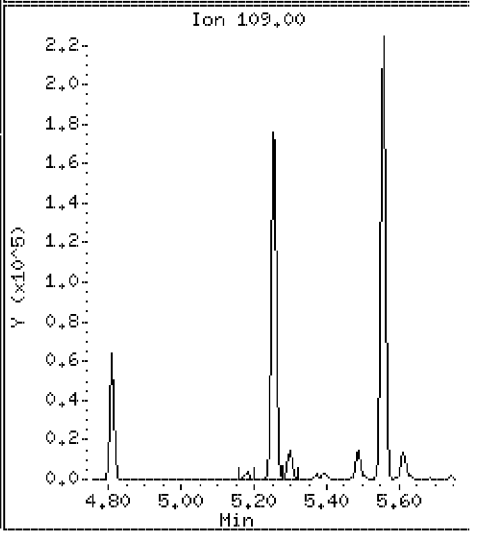

Data File: \\Svecd04\DD\chem\smsd03.i\S3042312.b\8270CAL5.D

Date : 23-APR-2012 11:10

Client ID: 8270CAL5 Instrument: smsd03.i

Sample Info: 45923

Purge Volume: 1000.0 Operator: PEL

Column phase: HPMS-5 Column diameter: 0.25

36 2,4-Dimethylphenol Concentration: 60.0 ug/l

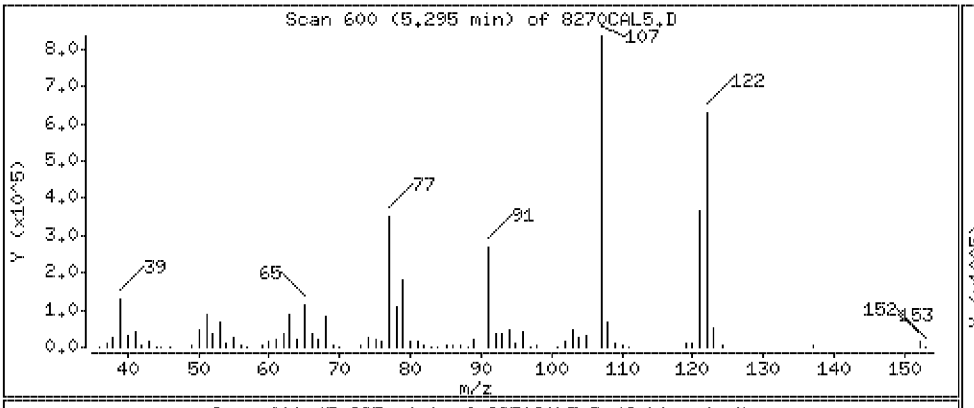

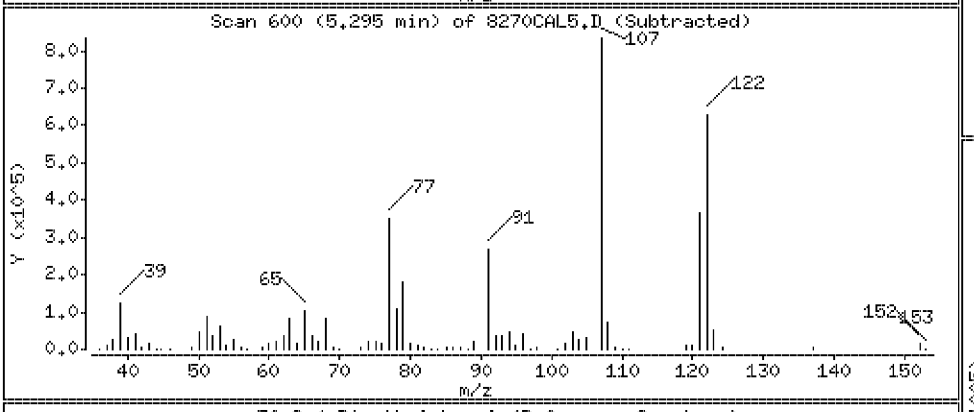

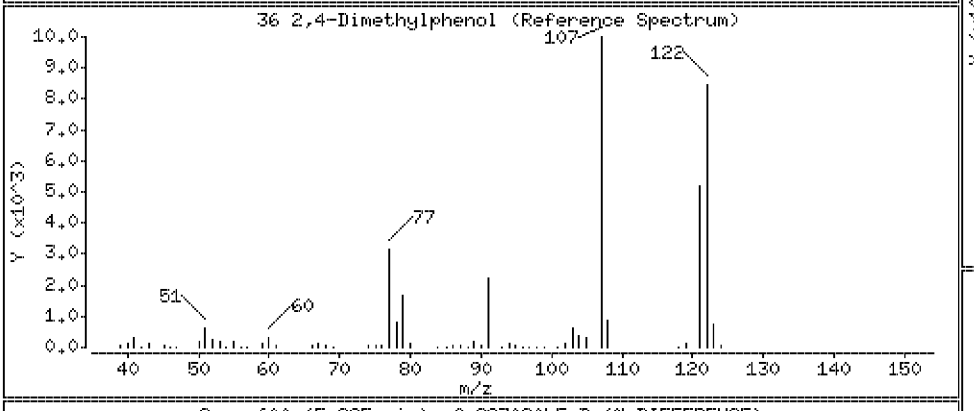

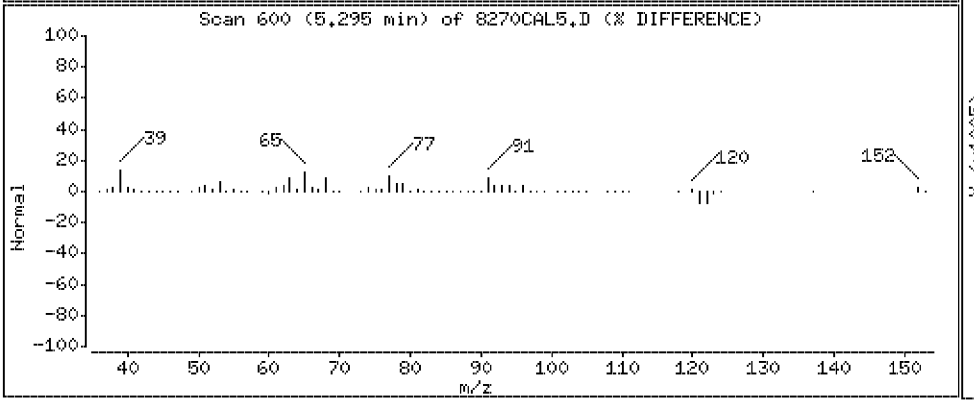

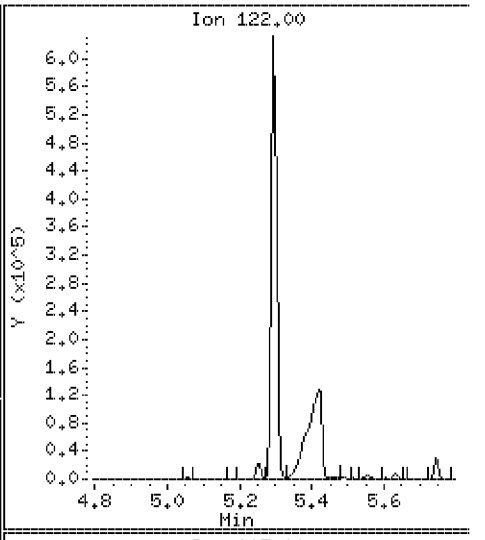

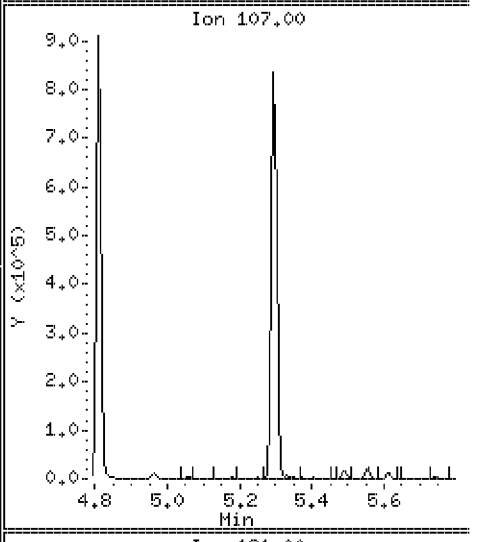

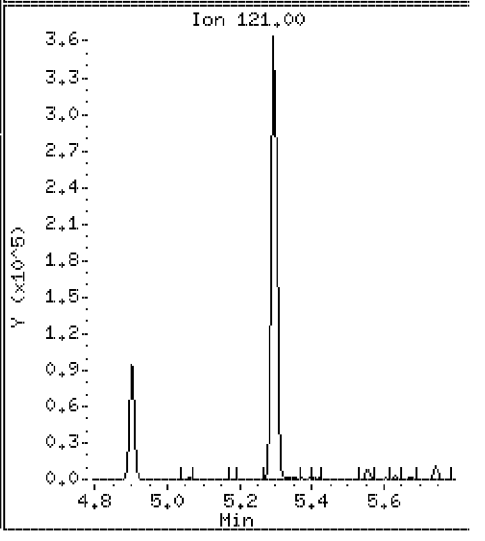

Data File: \\Svecd04\DD\chem\smsd03.i\S3042312.b\8270CAL5.D

Date : 23-APR-2012 11:10

Client ID: 8270CAL5 Instrument: smsd03.i

Sample Info: 45923

Purge Volume: 1000.0 Operator: PEL

Column phase: HPMS-5 Column diameter: 0.25

38 Bis(2-Chloroethoxy)methane Concentration: 60.0 ug/l

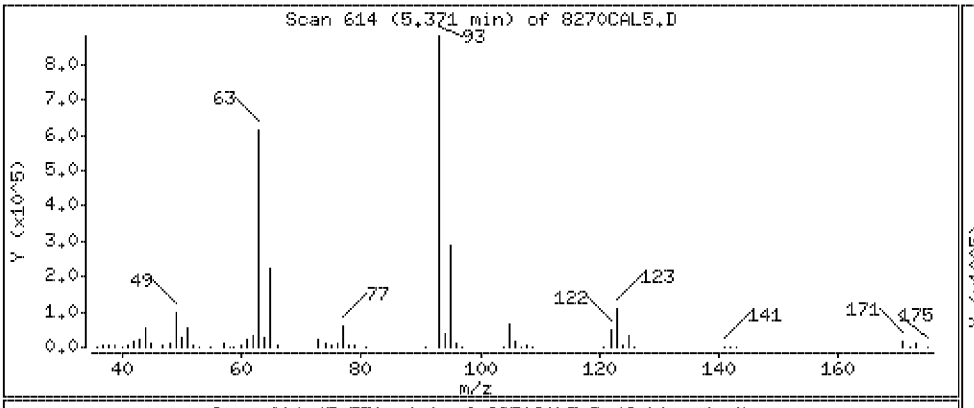

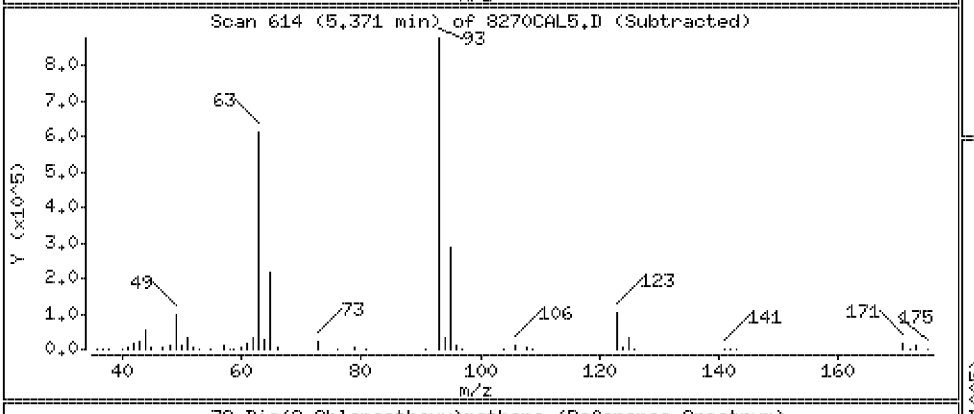

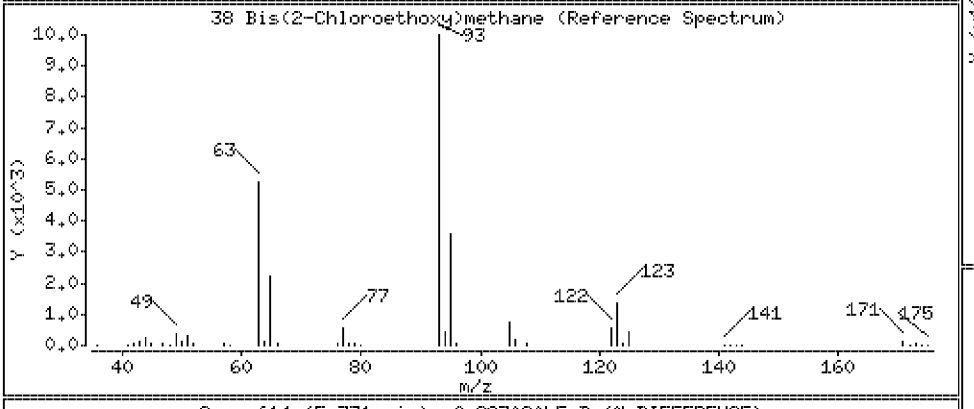

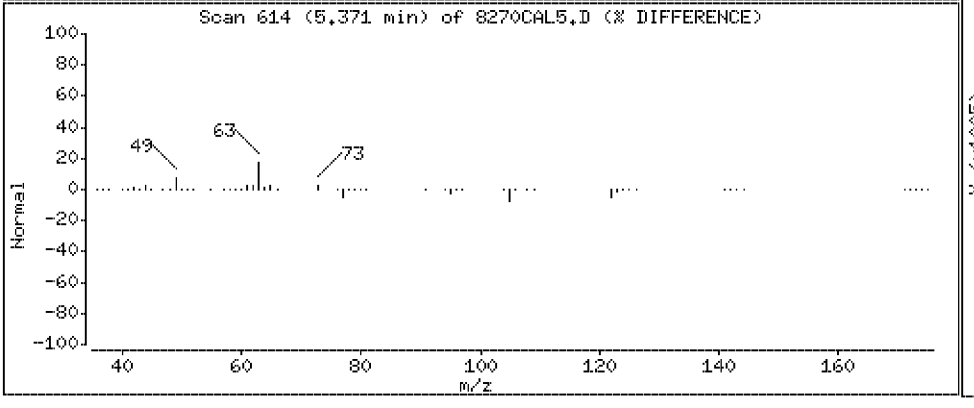

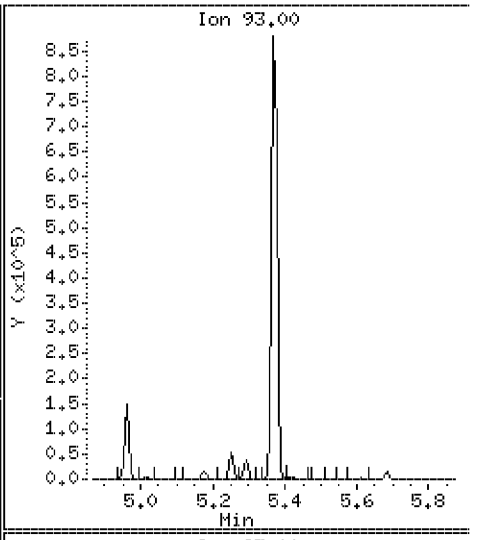

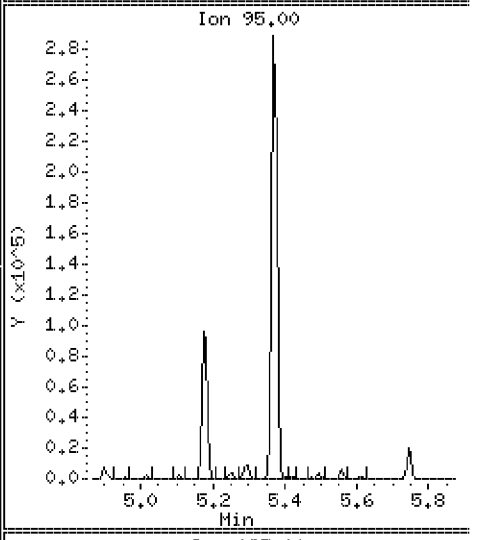

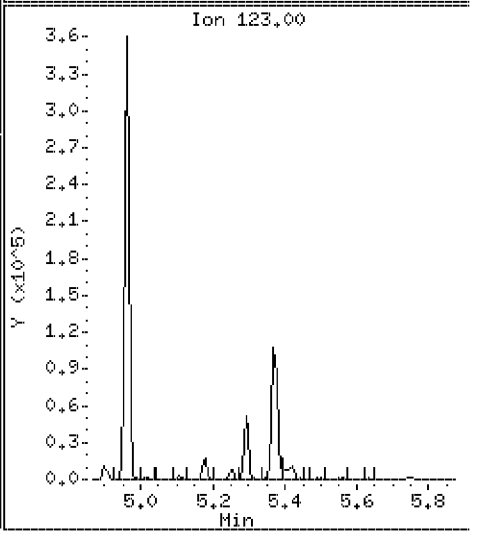

Data File: \\Svecd04\DD\chem\smsd03.i\S3042312.b\8270CAL5.D

Date : 23-APR-2012 11:10

Client ID: 8270CAL5 Instrument: smsd03.i

Sample Info: 45923

Purge Volume: 1000.0 Operator: PEL

Column phase: HPMS-5 Column diameter: 0.25

40 Benzoic Acid Concentration: 60.4 ug/l

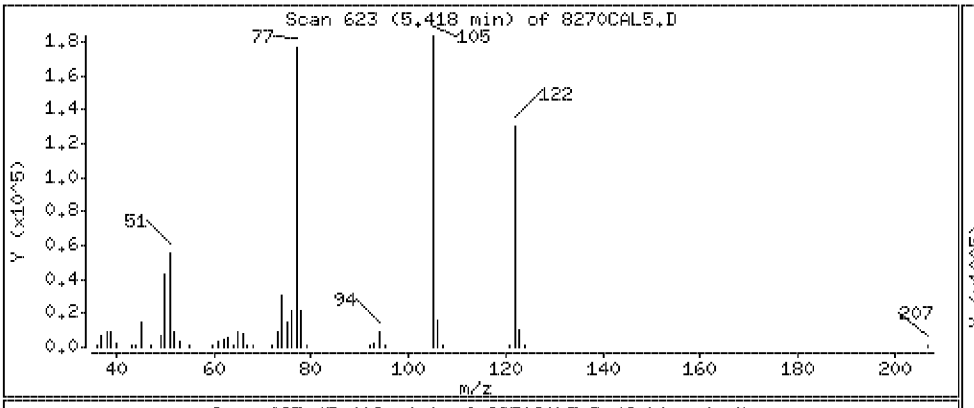

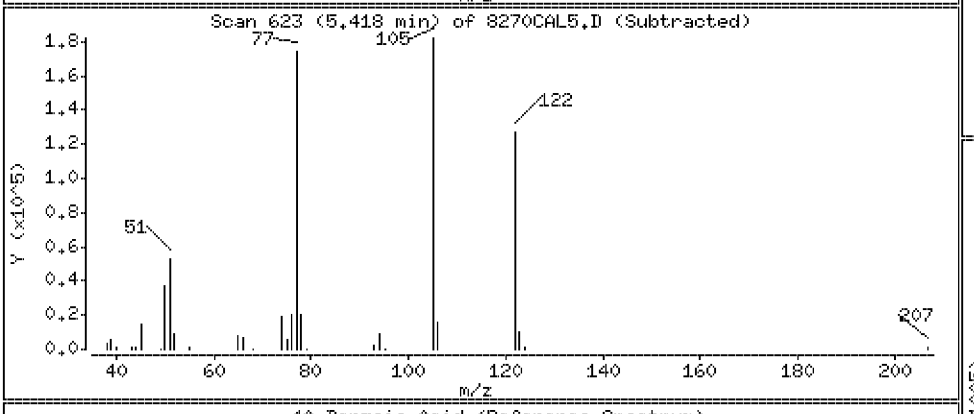

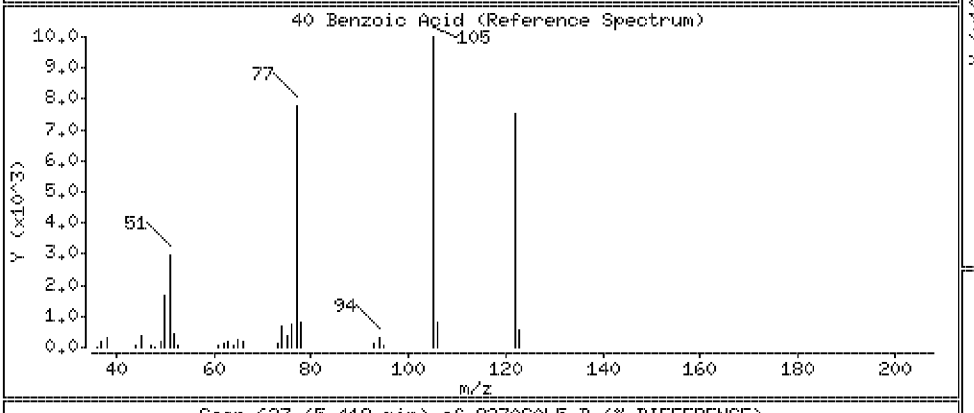

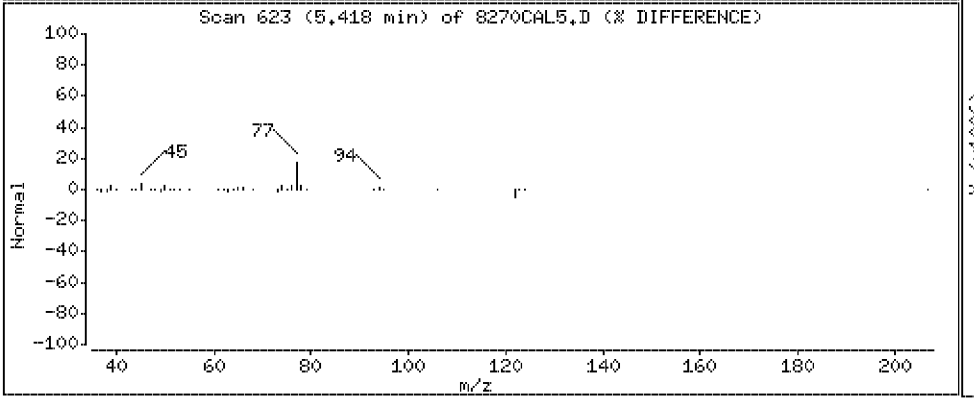

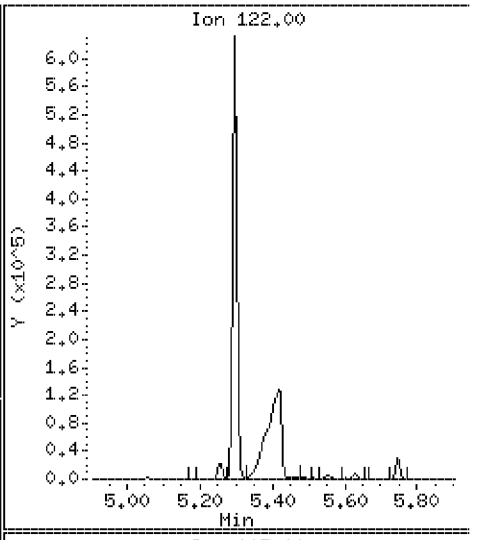

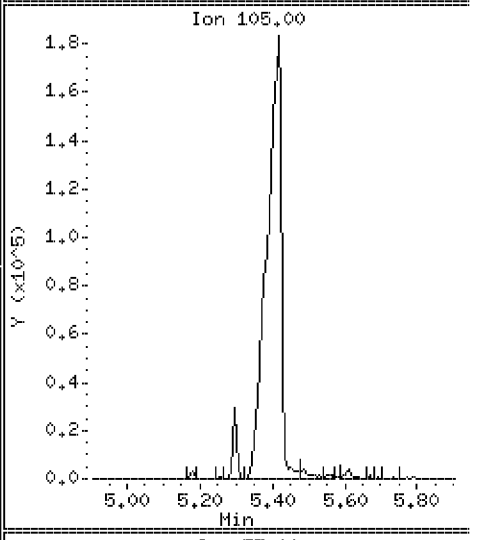

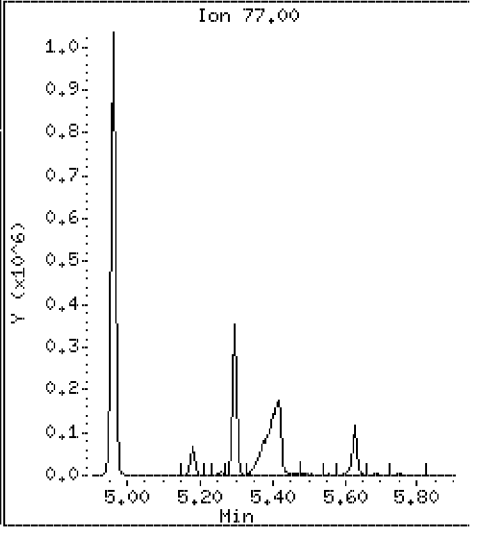

Data File: \\Svecd04\DD\chem\smsd03.i\S3042312.b\8270CAL5.D

Date : 23-APR-2012 11:10

Client ID: 8270CAL5 Instrument: smsd03.i

Sample Info: 45923

Purge Volume: 1000.0 Operator: PEL

Column phase: HPMS-5 Column diameter: 0.25

41 2,4-Dichlorophenol Concentration: 62.6 ug/l

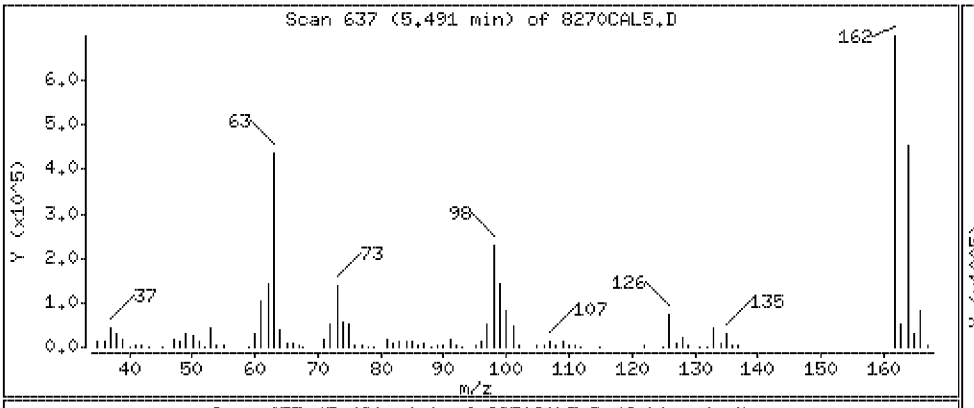

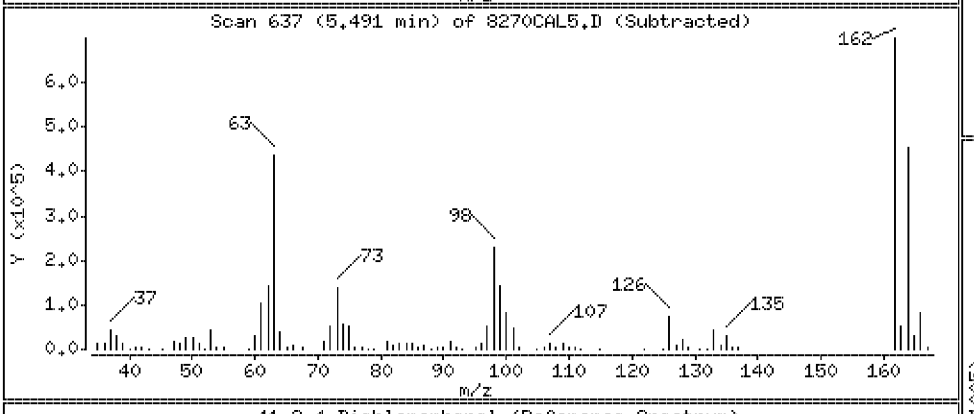

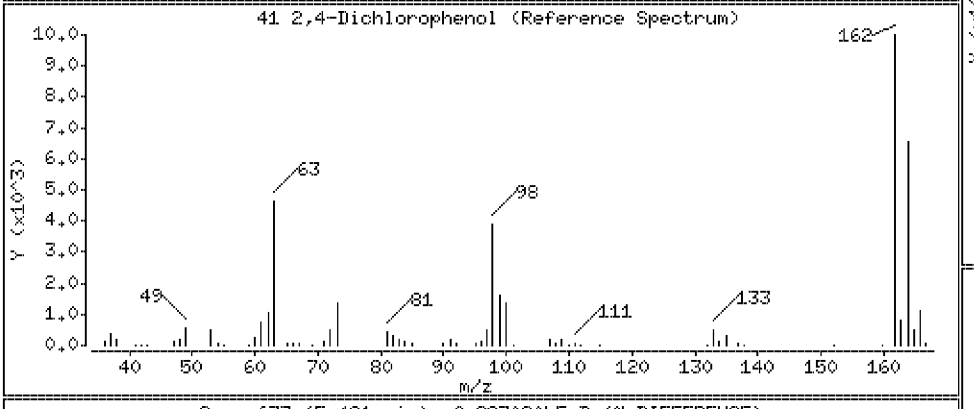

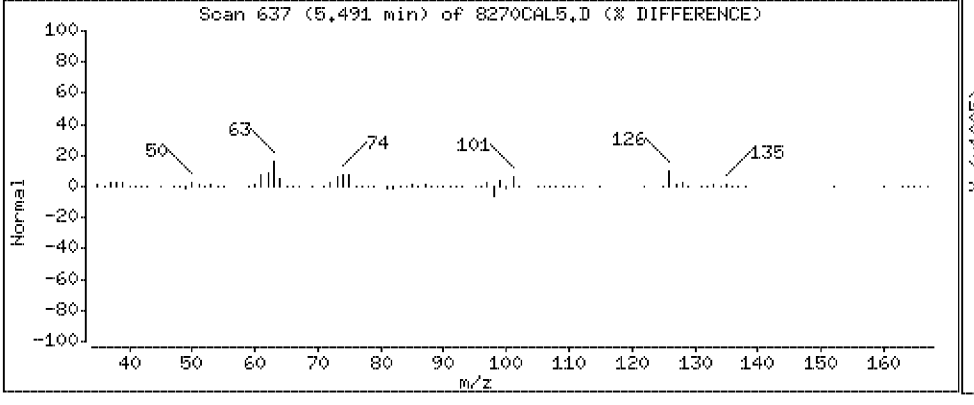

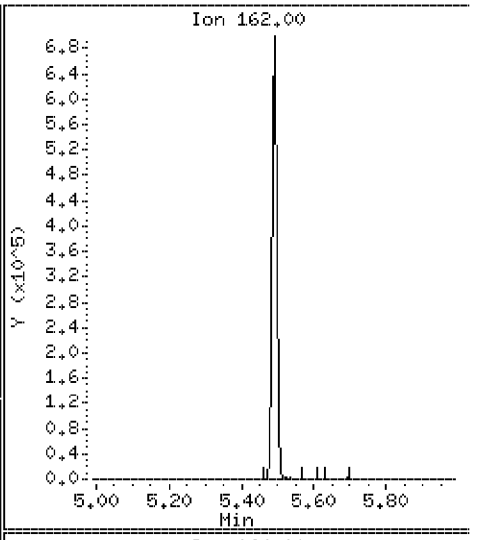

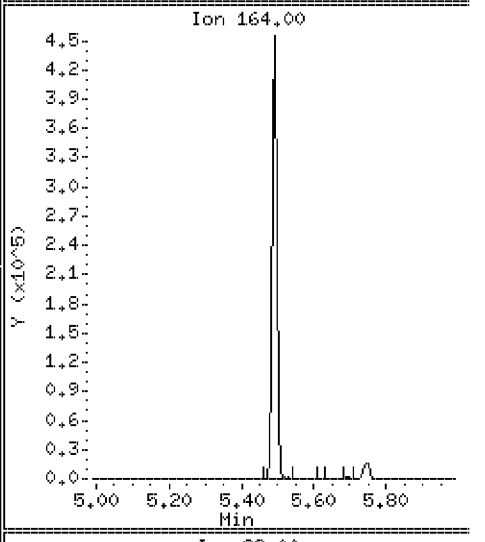

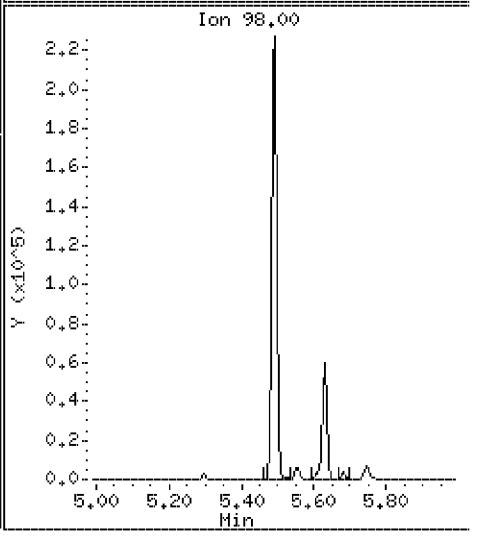

Data File: \\Svecd04\DD\chem\smsd03.i\S3042312.b\8270CAL5.D

Date : 23-APR-2012 11:10

Client ID: 8270CAL5 Instrument: smsd03.i

Sample Info: 45923

Purge Volume: 1000.0 Operator: PEL

Column phase: HPMS-5 Column diameter: 0.25

42 1,2,4-Trichlorobenzene Concentration: 60.8 ug/l

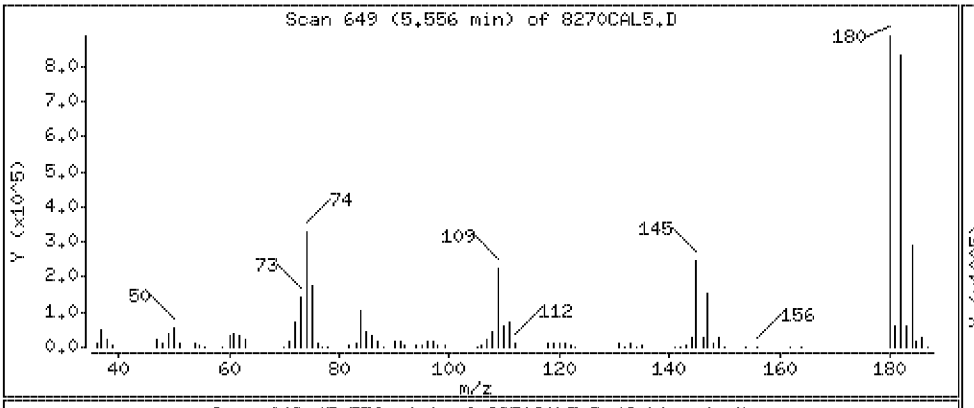

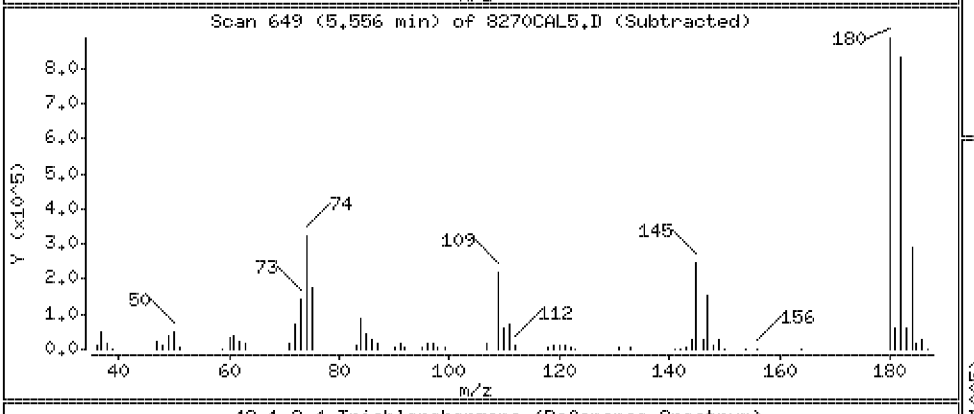

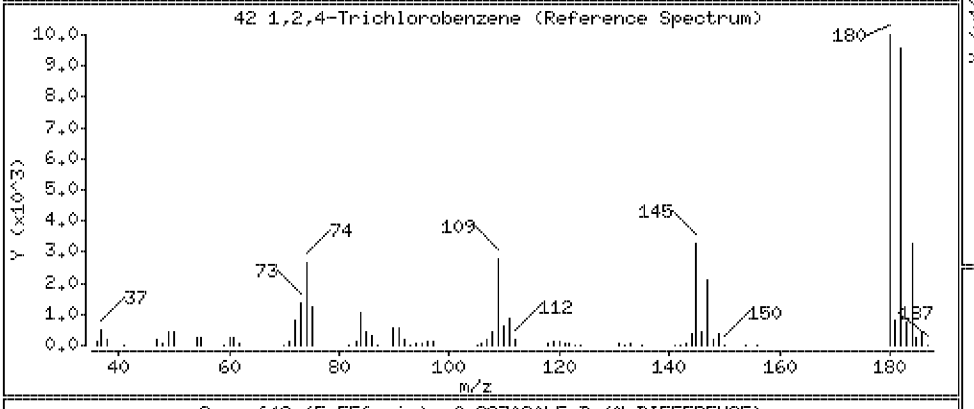

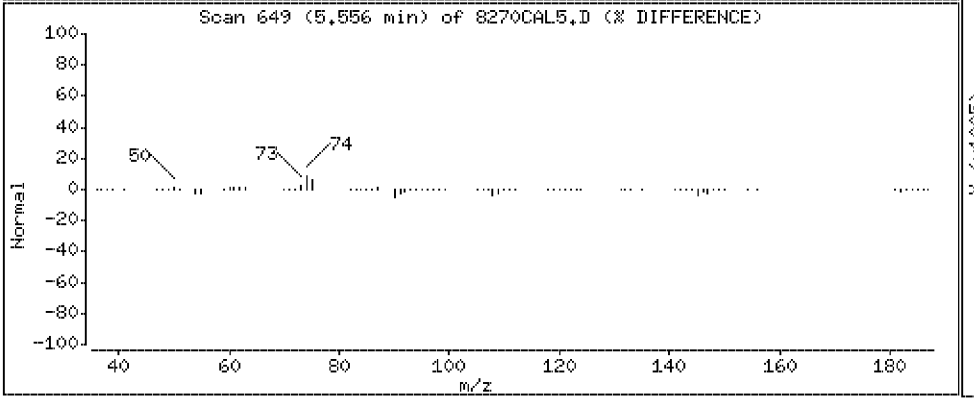

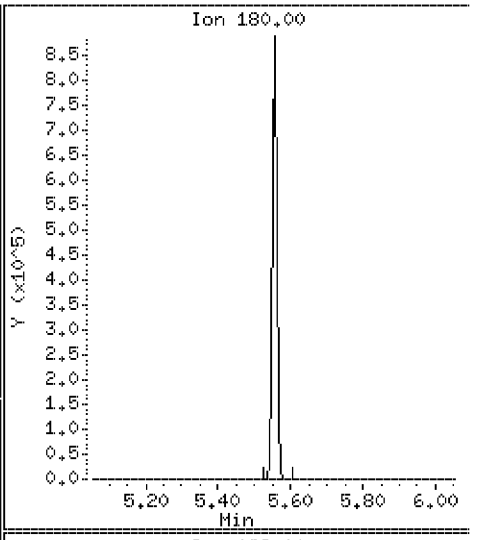

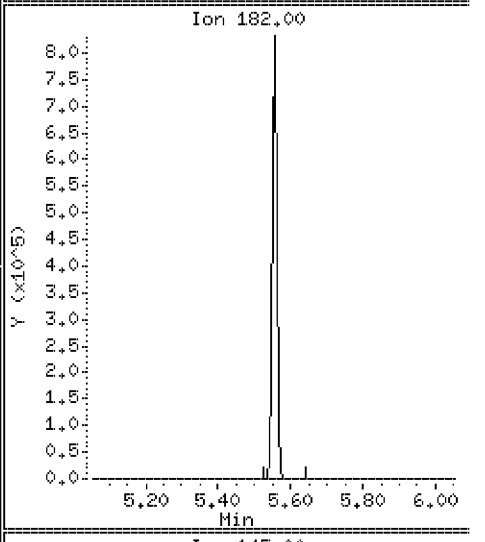

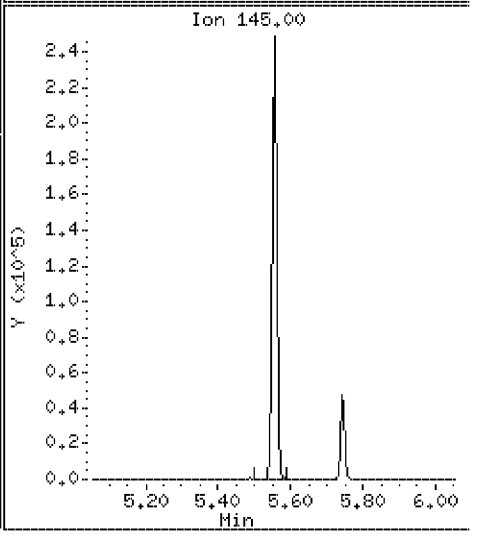

Data File: \\Svecd04\DD\chem\smsd03.i\S3042312.b\8270CAL5.D

Date : 23-APR-2012 11:10

Client ID: 8270CAL5 Instrument: smsd03.i

Sample Info: 45923

Purge Volume: 1000.0 Operator: PEL

Column phase: HPMS-5 Column diameter: 0.25

44 Naphthalene Concentration: 60.2 ug/l

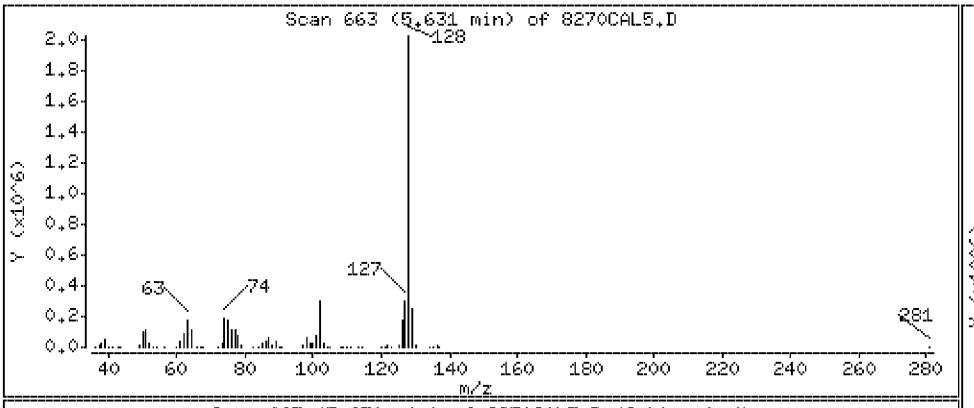

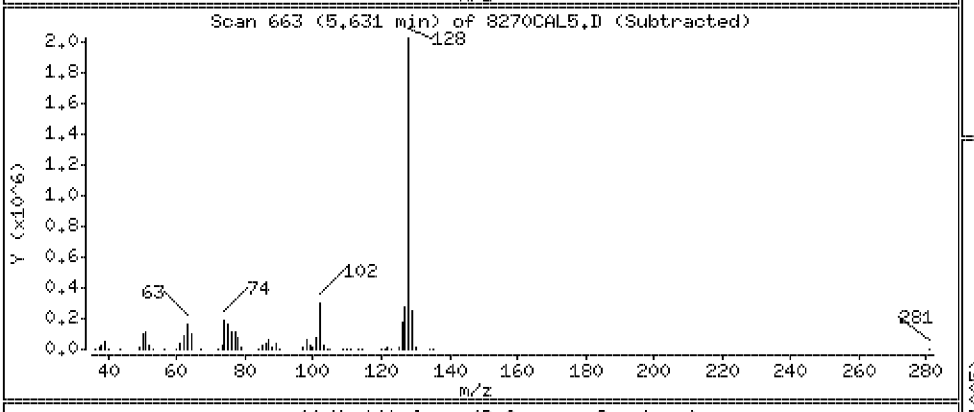

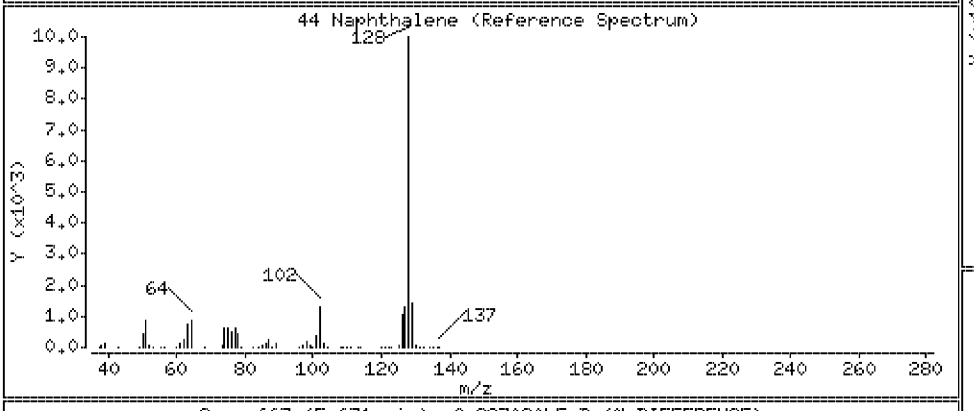

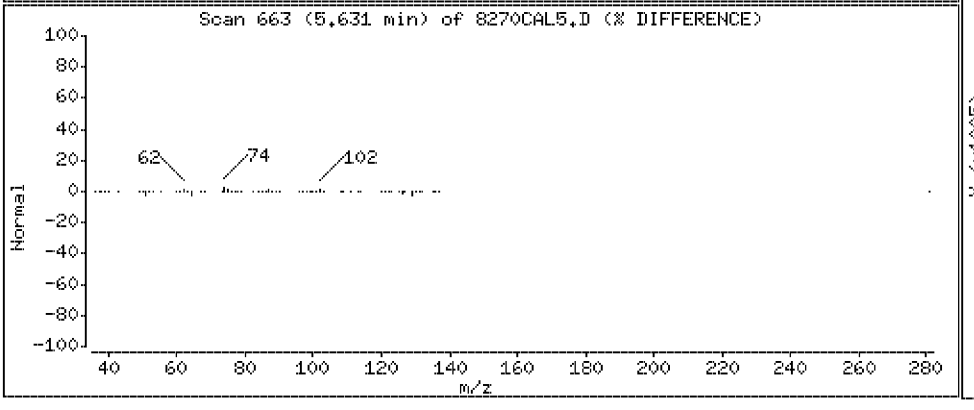

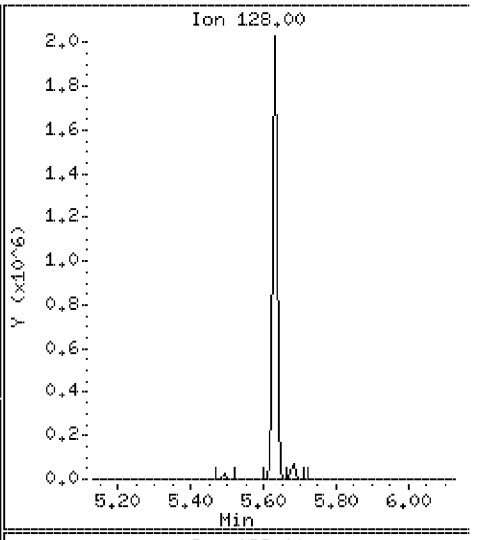

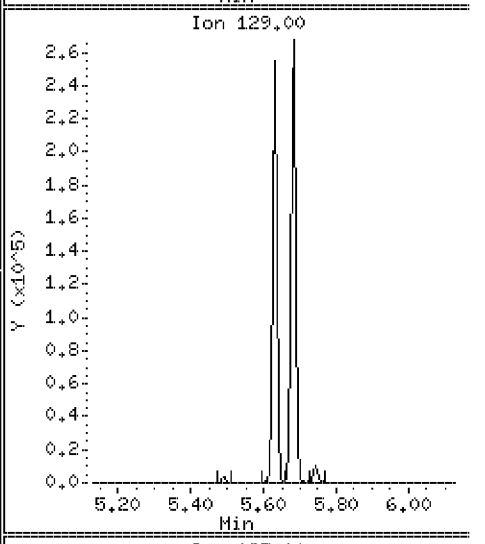

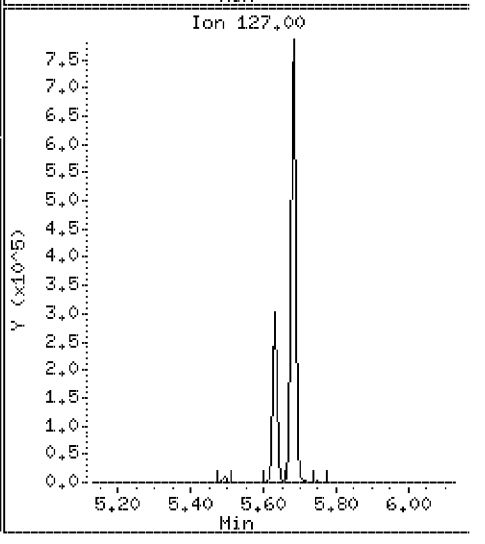

Data File: \\Svecd04\DD\chem\smsd03.i\S3042312.b\8270CAL5.D

Date : 23-APR-2012 11:10

Client ID: 8270CAL5 Instrument: smsd03.i

Sample Info: 45923

Purge Volume: 1000.0 Operator: PEL

Column phase: HPMS-5 Column diameter: 0.25

45 4-Chloroaniline Concentration: 60.6 ug/l

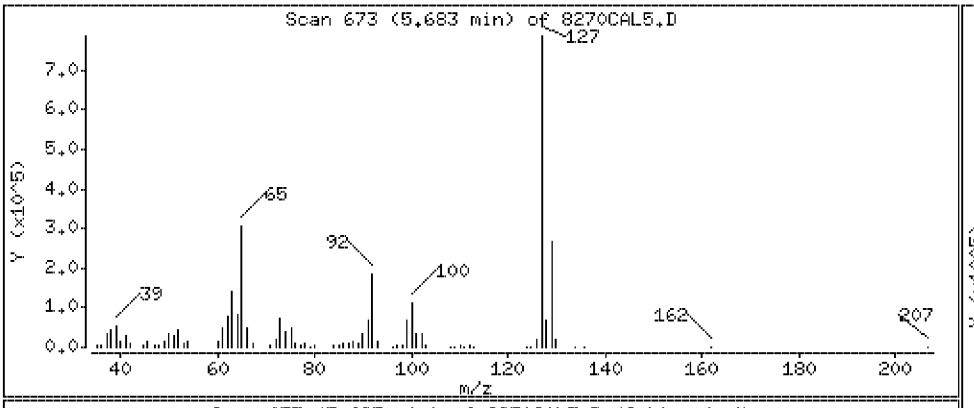

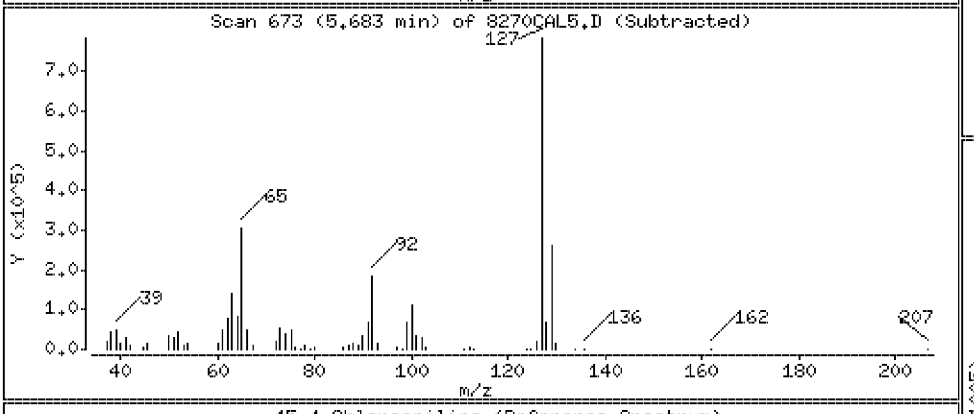

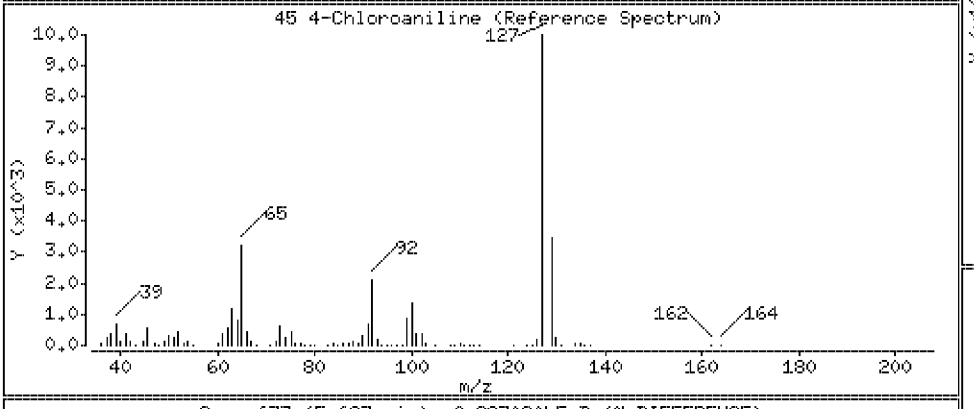

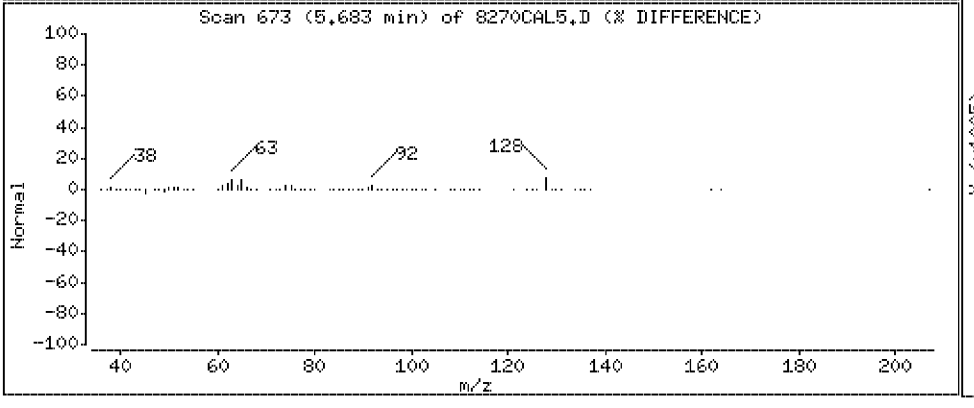

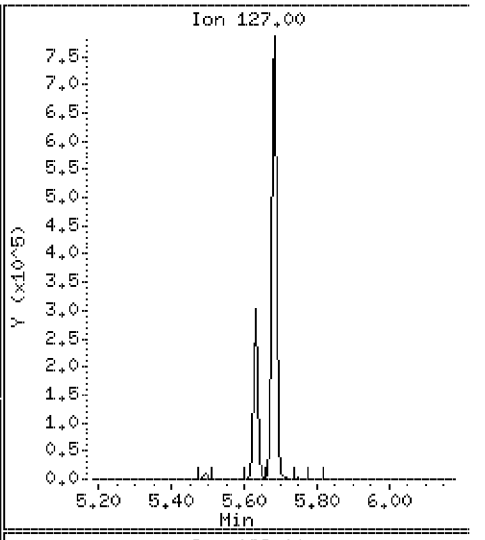

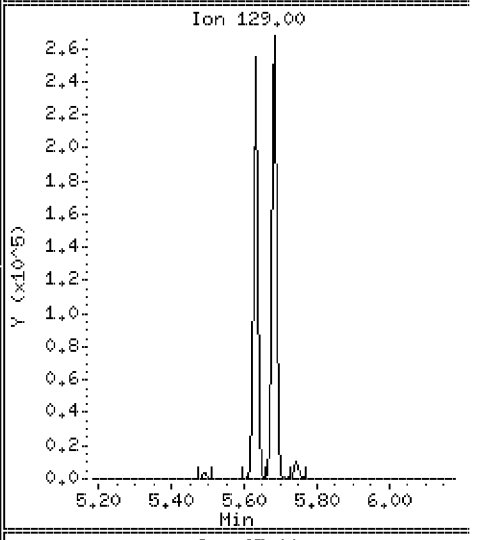

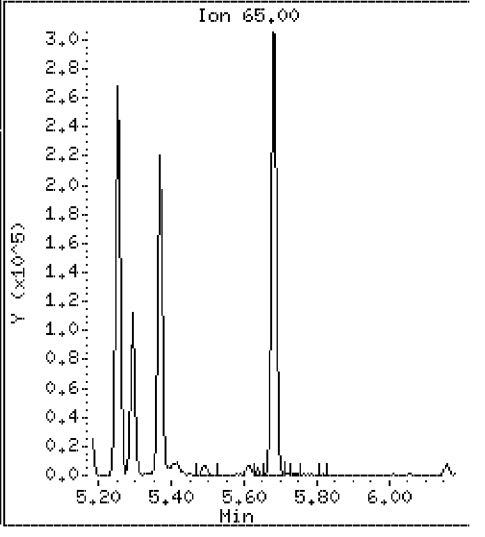

Data File: \\Svecd04\DD\chem\smsd03.i\S3042312.b\8270CAL5.D

Date : 23-APR-2012 11:10

Client ID: 8270CAL5 Instrument: smsd03.i

Sample Info: 45923

Purge Volume: 1000.0 Operator: PEL

Column phase: HPMS-5 Column diameter: 0.25

48 Hexachlorobutadiene Concentration: 61.2 ug/l

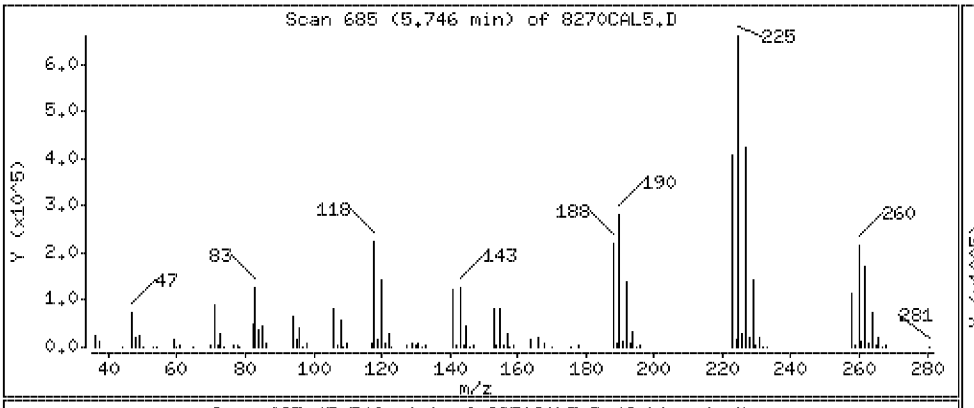

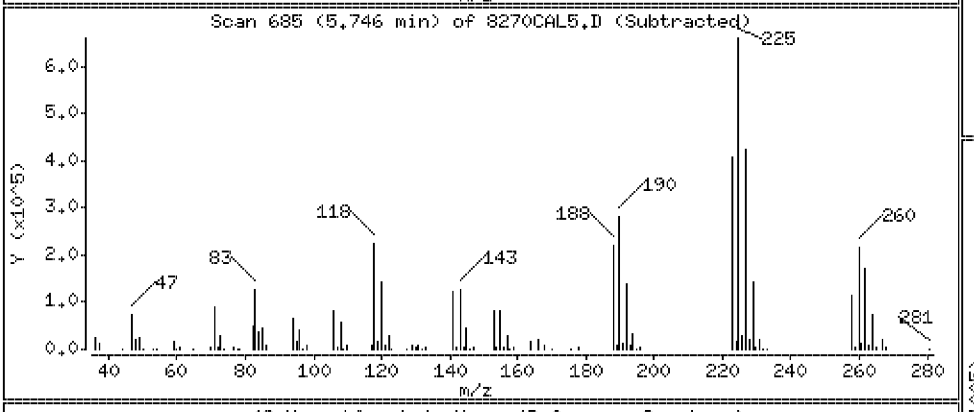

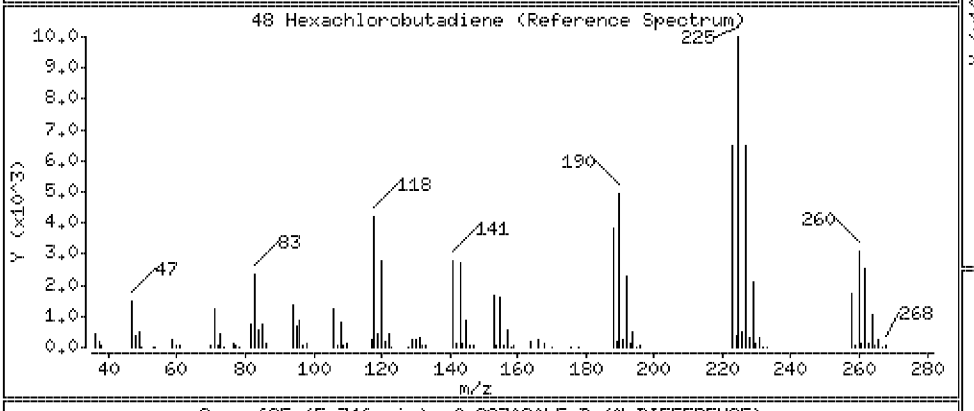

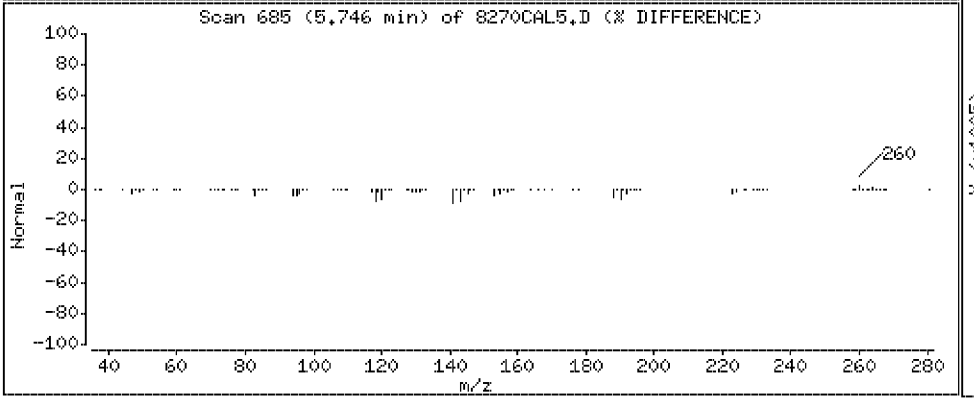

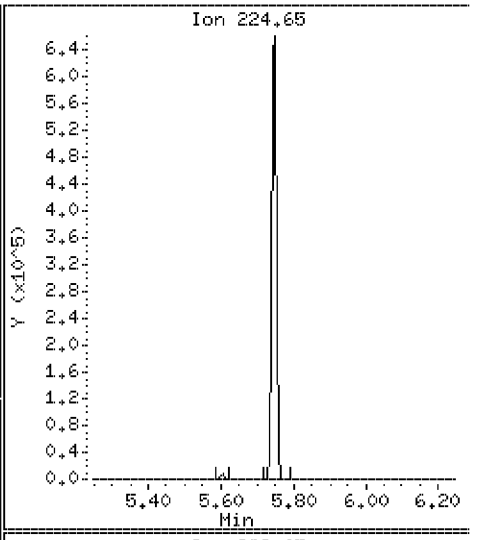

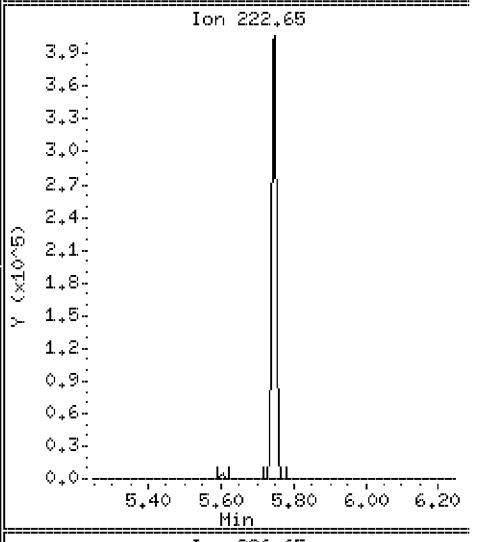

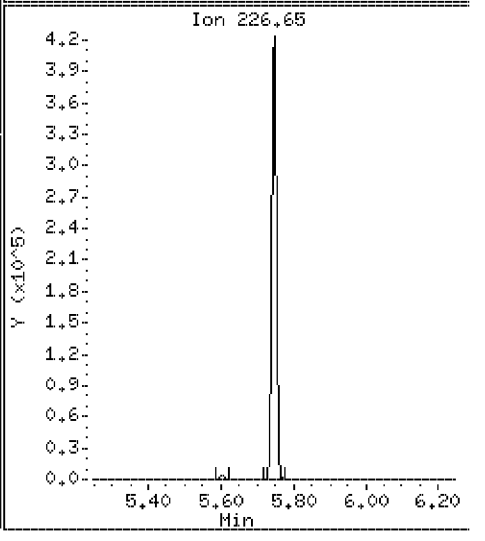

Data File: \\Svecd04\DD\chem\smsd03.i\S3042312.b\8270CAL5.D

Date : 23-APR-2012 11:10

Client ID: 8270CAL5 Instrument: smsd03.i

Sample Info: 45923

Purge Volume: 1000.0 Operator: PEL

Column phase: HPMS-5 Column diameter: 0.25

51 4-Chloro-3-methylphenol Concentration: 60.9 ug/l

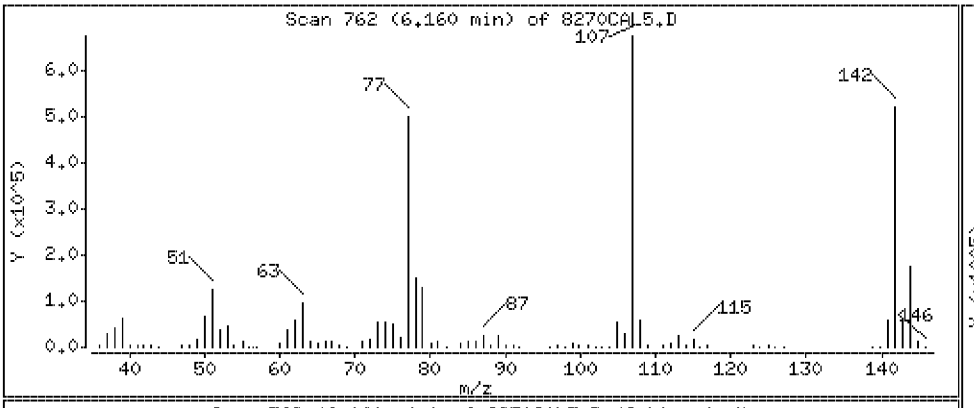

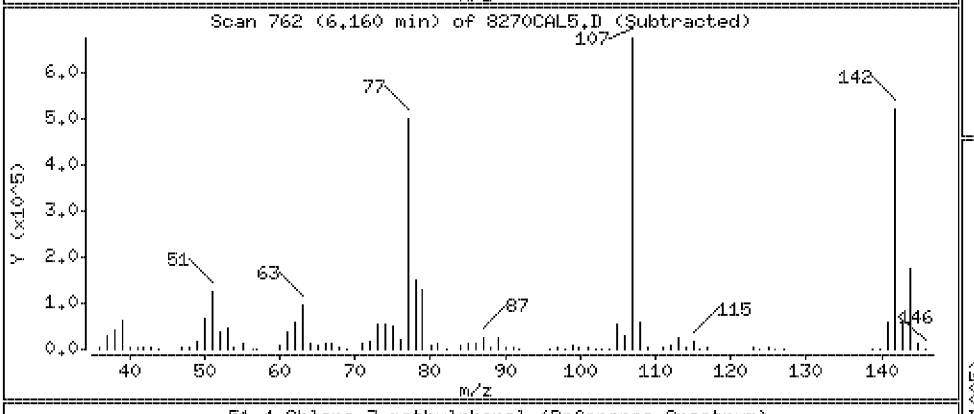

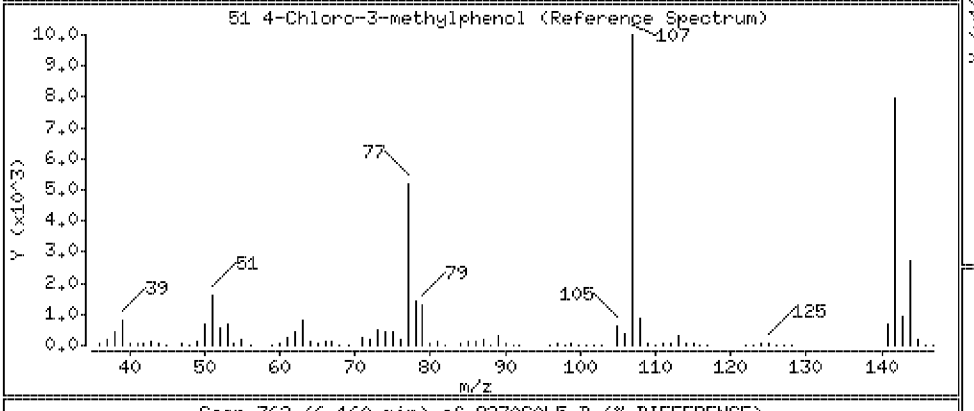

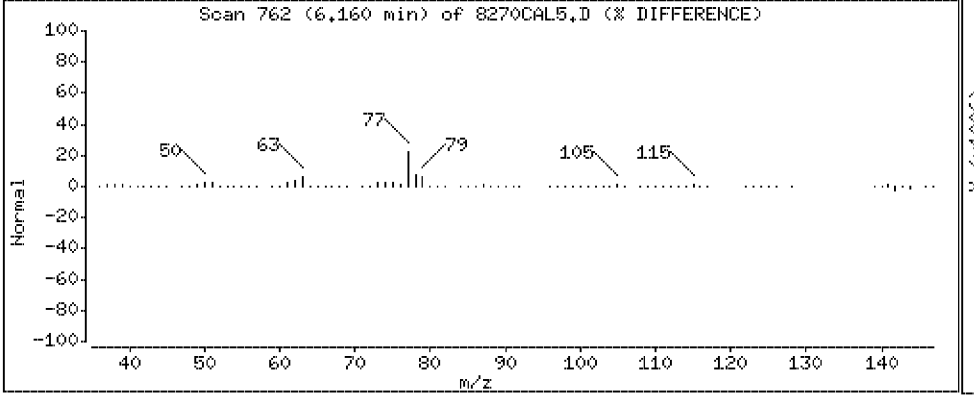

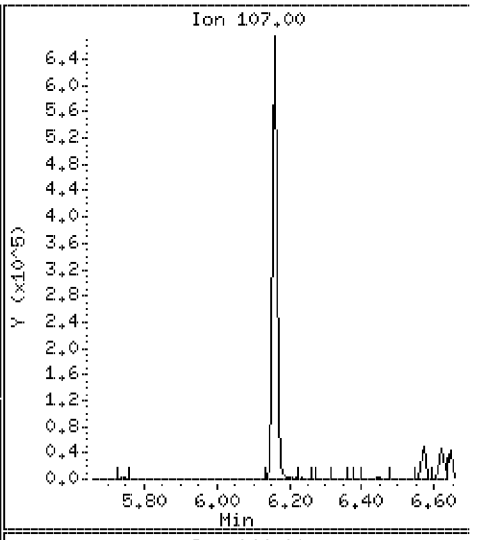

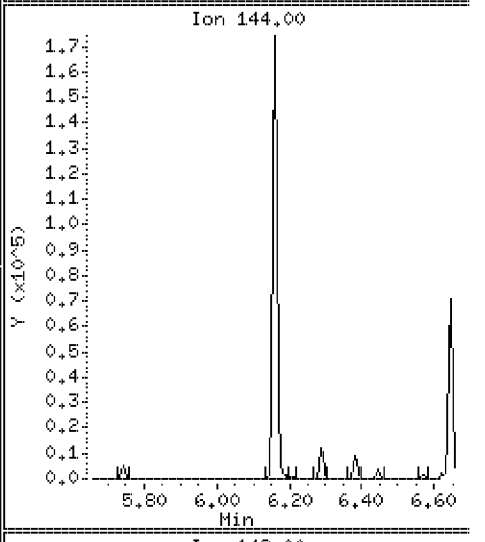

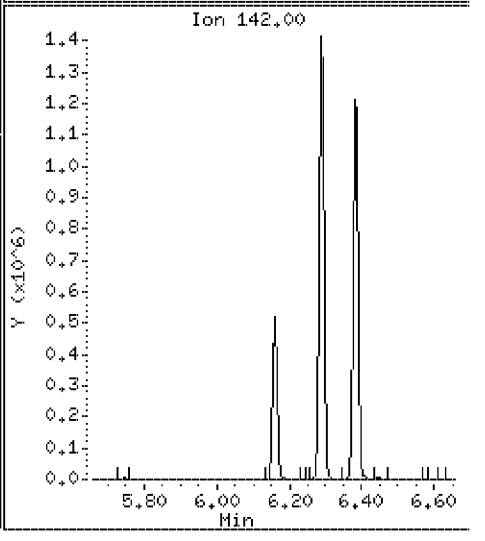

Data File: \\Svecd04\DD\chem\smsd03.i\S3042312.b\8270CAL5.D

Date : 23-APR-2012 11:10

Client ID: 8270CAL5 Instrument: smsd03.i

Sample Info: 45923

Purge Volume: 1000.0 Operator: PEL

Column phase: HPMS-5 Column diameter: 0.25

53 2-Methylnaphthalene Concentration: 60.9 ug/l

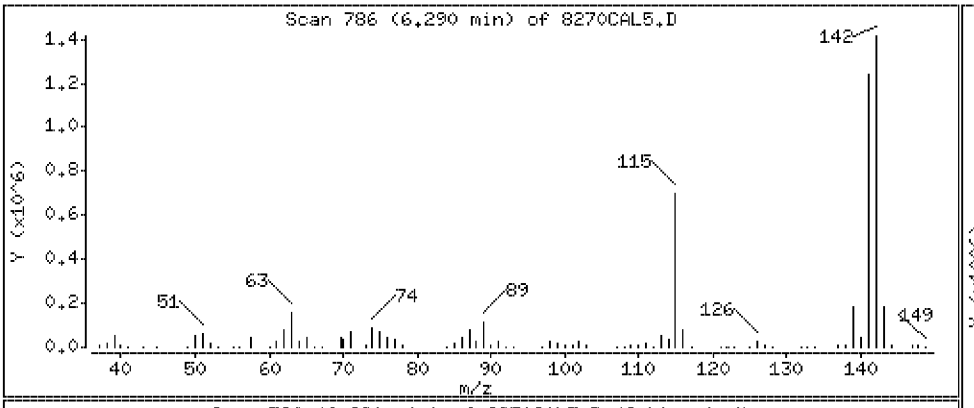

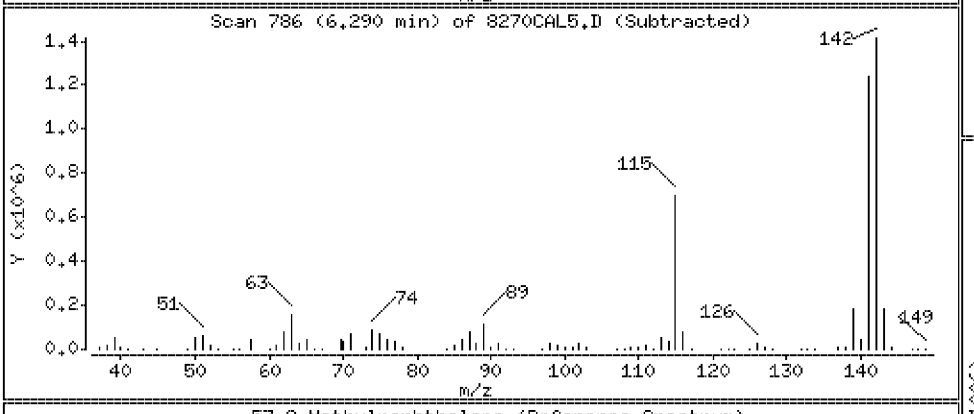

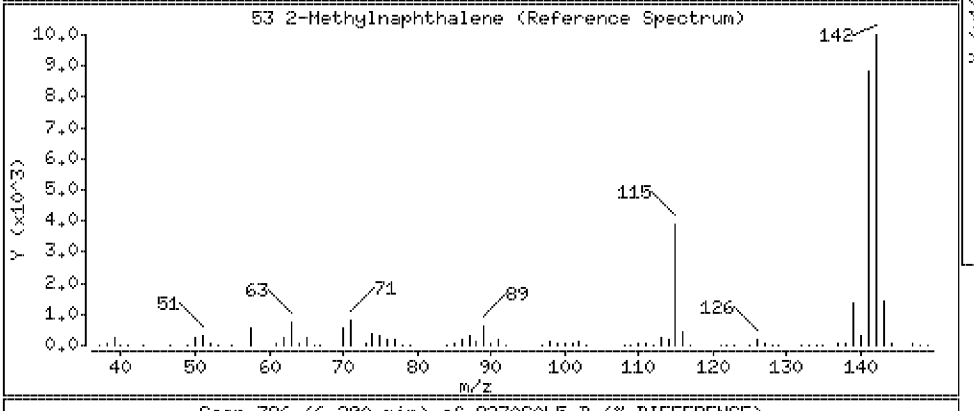

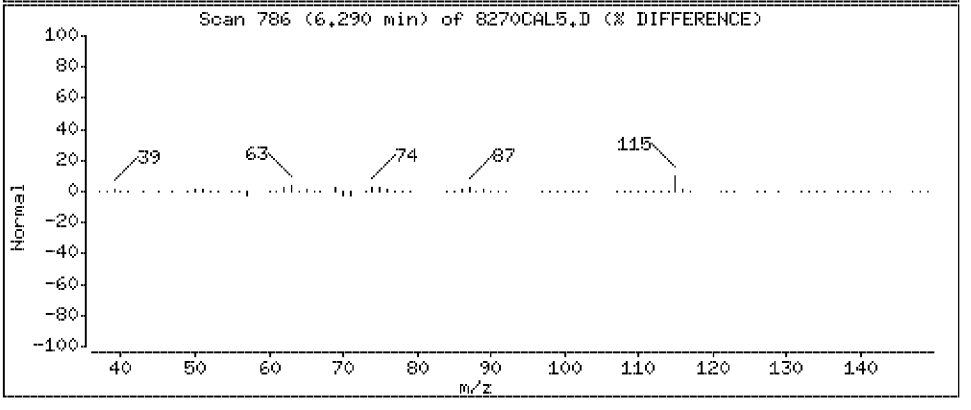

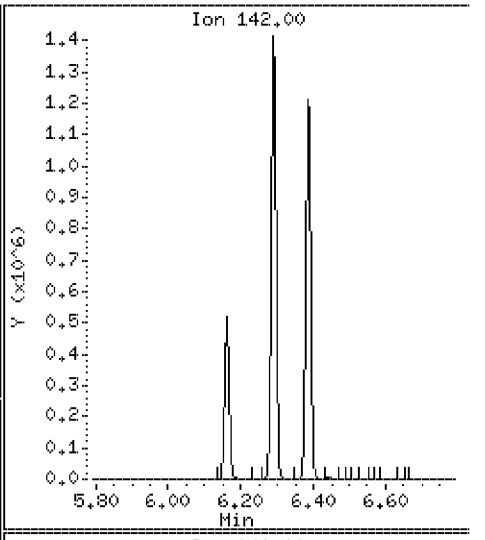

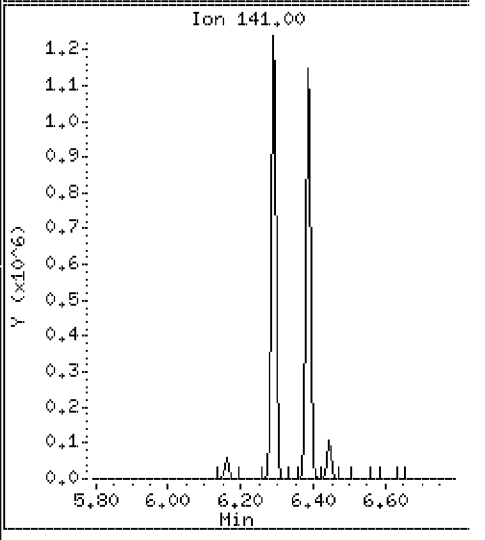

Data File: \\Svecd04\DD\chem\smsd03.i\S3042312.b\8270CAL5.D

Date : 23-APR-2012 11:10

Client ID: 8270CAL5 | Instrument: smsd03.i

Sample Info: 45923

Purge Volume: 1000.0 | Operator: PEL

Column phase: HPMS-5 | Column diameter: 0.25

54 1-Methylnaphthalene | Concentration: 59.9 ug/l

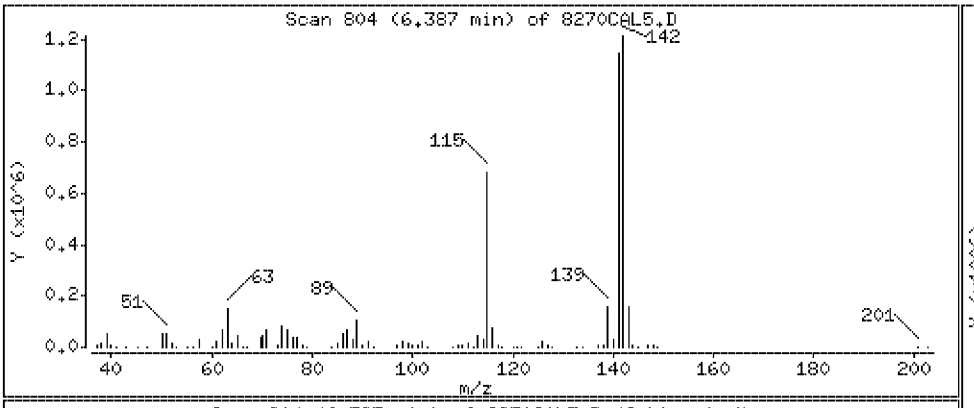

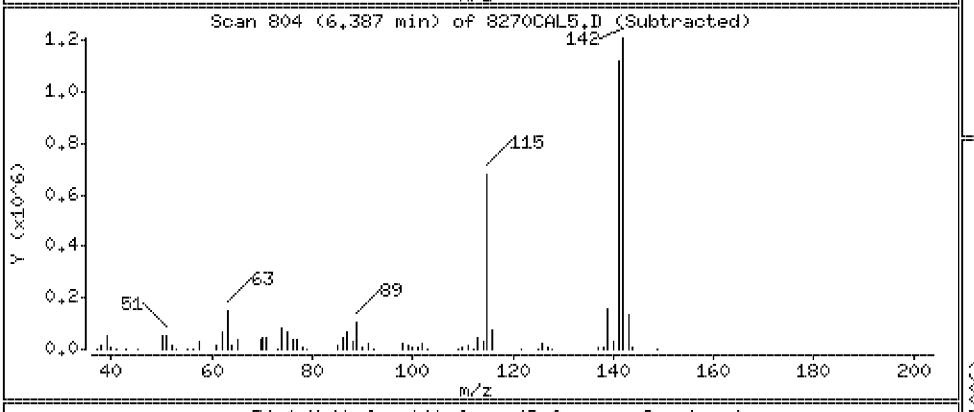

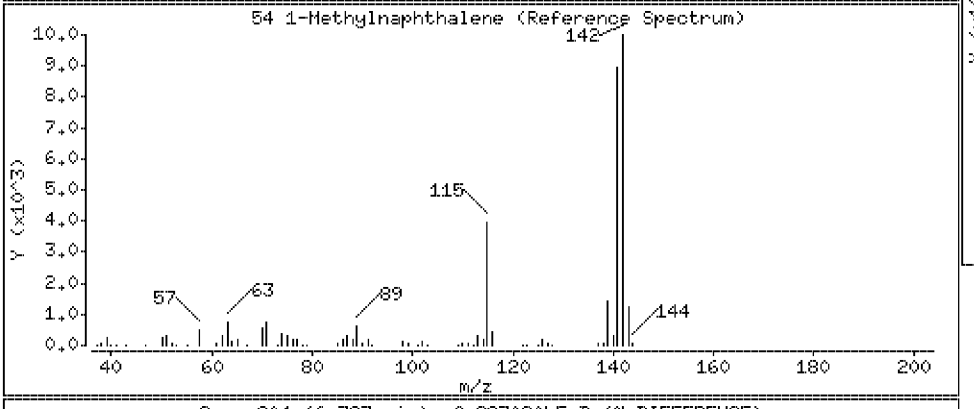

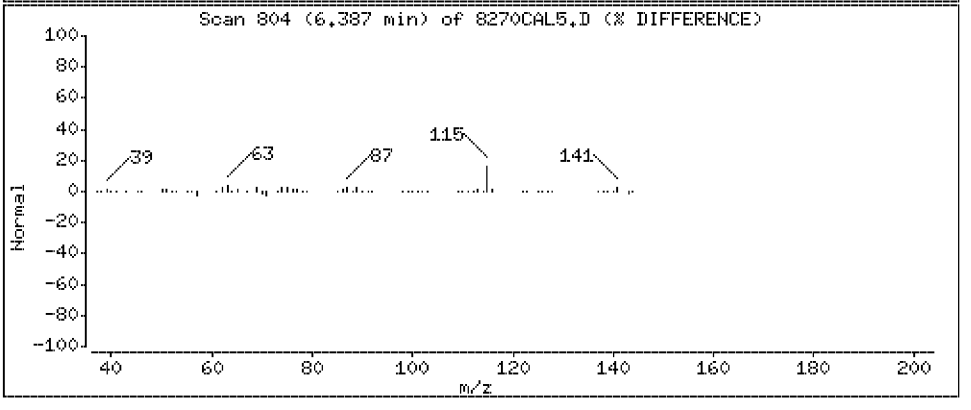

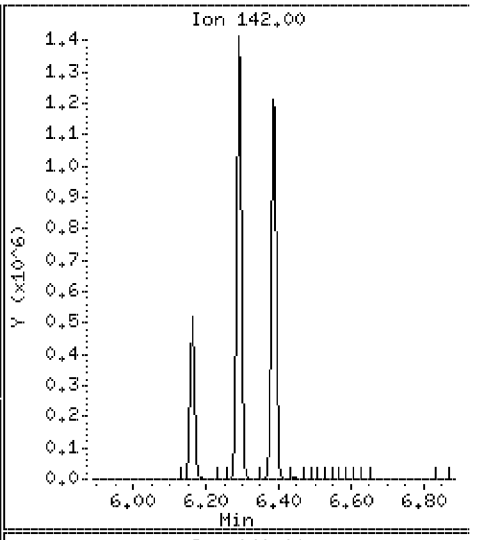

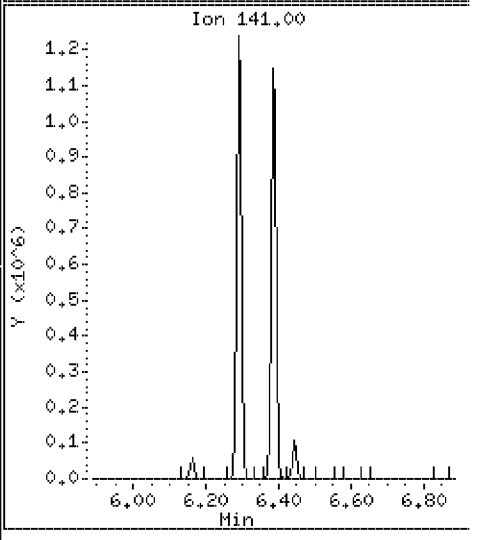

Data File: \\Svecd04\DD\chem\smsd03.i\S3042312.b\8270CAL5.D

Date : 23-APR-2012 11:10

Client ID: 8270CAL5

Instrument: smsd03.i

Sample Info: 45923

Purge Volume: 1000.0

Operator: PEL

Column phase: HPMS-5

Column diameter: 0.25

55 Hexachlorocyclopentadiene

Concentration: 63.4 ug/l

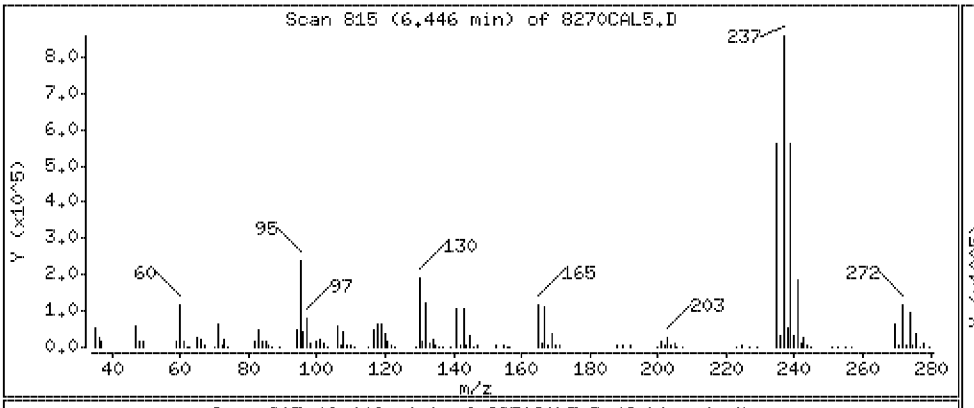

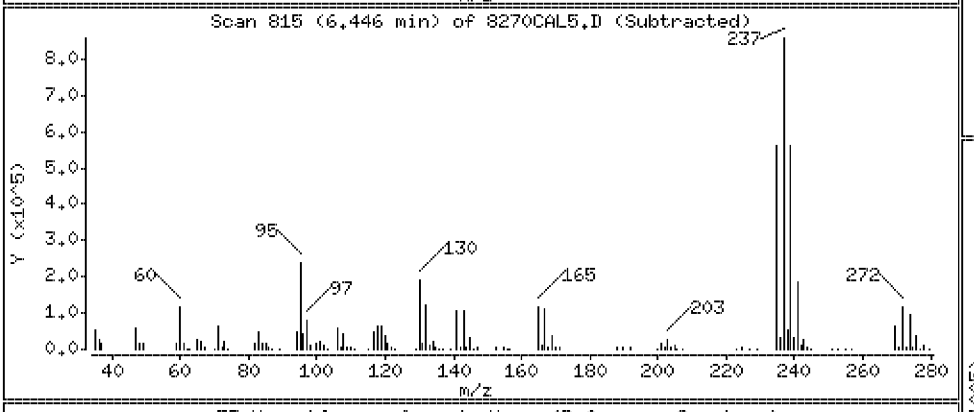

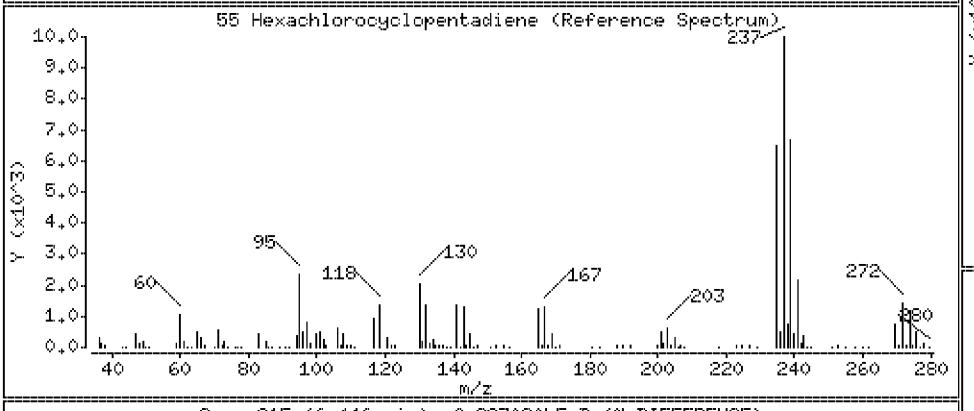

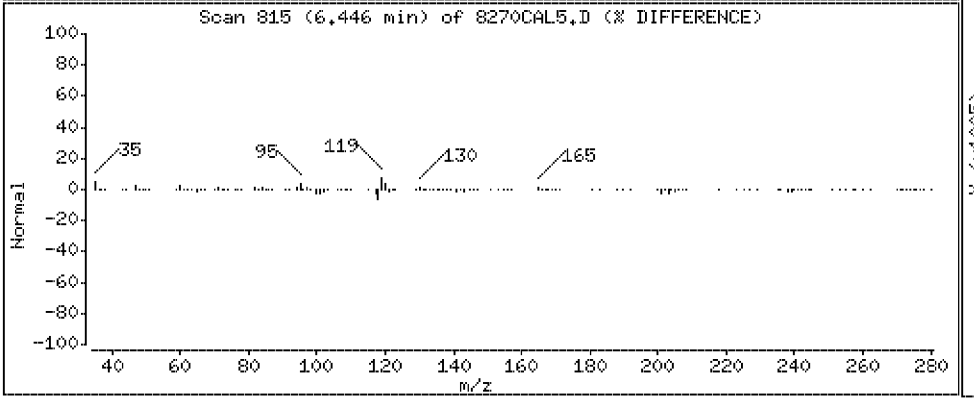

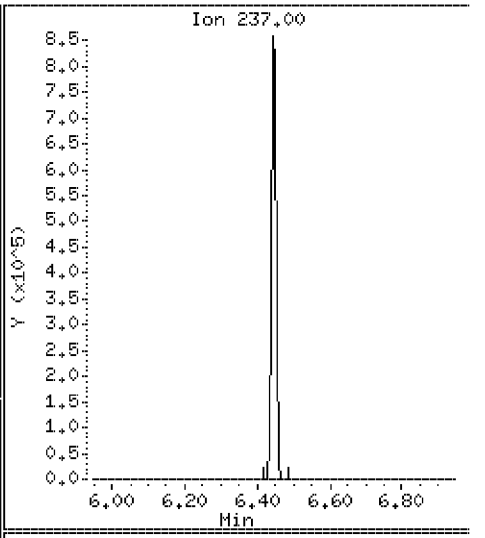

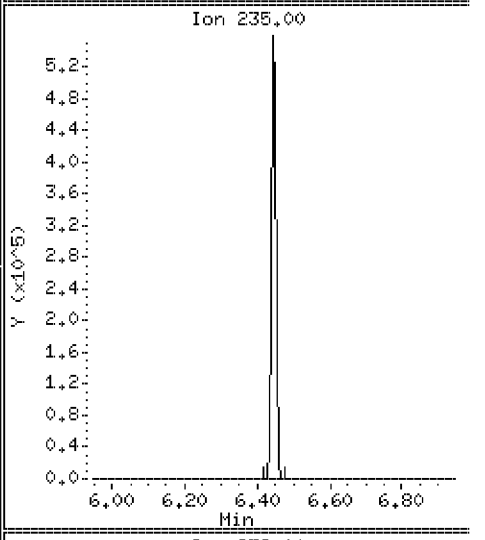

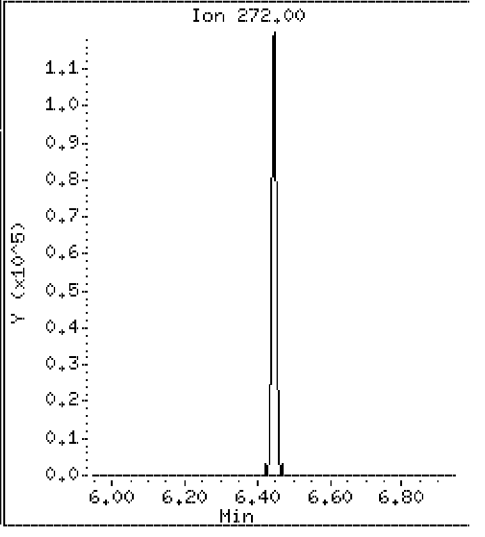

Data File: \\Svecd04\DD\chem\smsd03.i\S3042312.b\8270CAL5.D

Date : 23-APR-2012 11:10

Client ID: 8270CAL5 Instrument: smsd03.i

Sample Info: 45923

Purge Volume: 1000.0 Operator: PEL

Column phase: HPMS-5 Column diameter: 0.25

57 2,4,6-Trichlorophenol Concentration: 63.3 ug/l

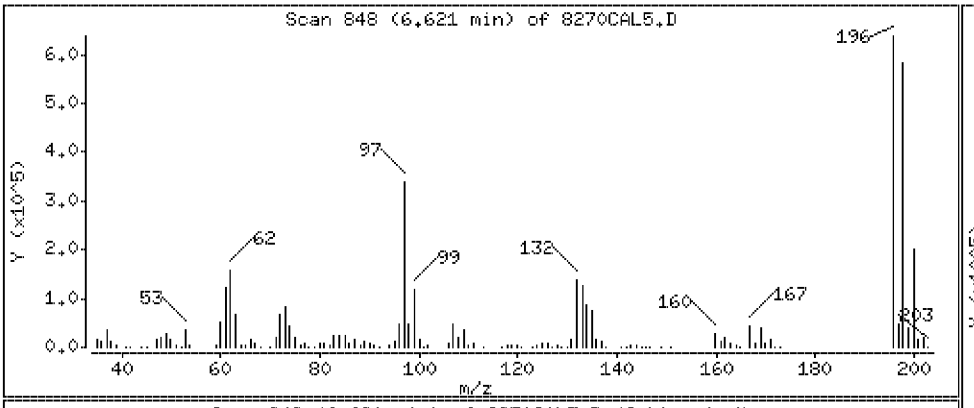

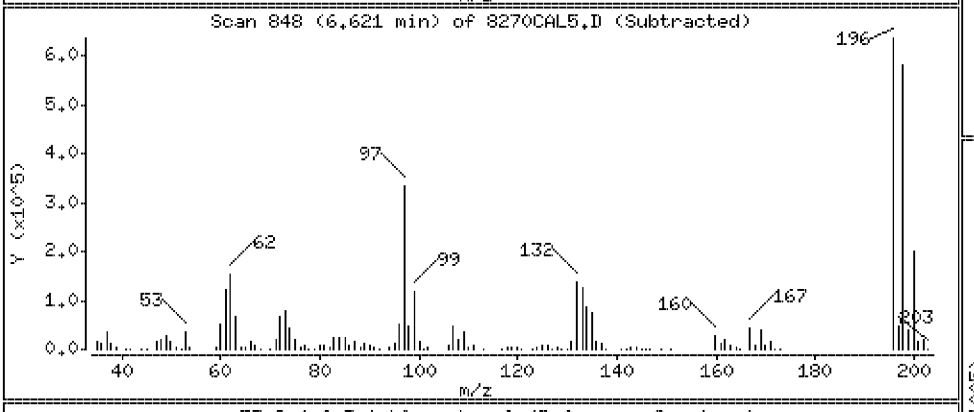

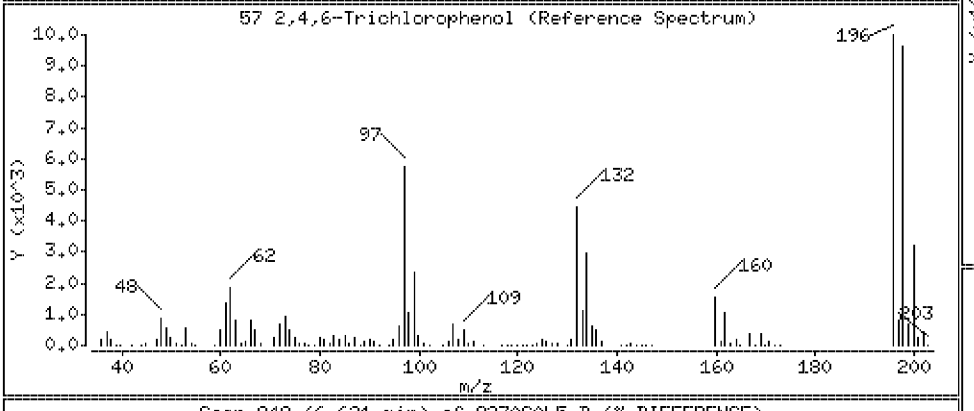

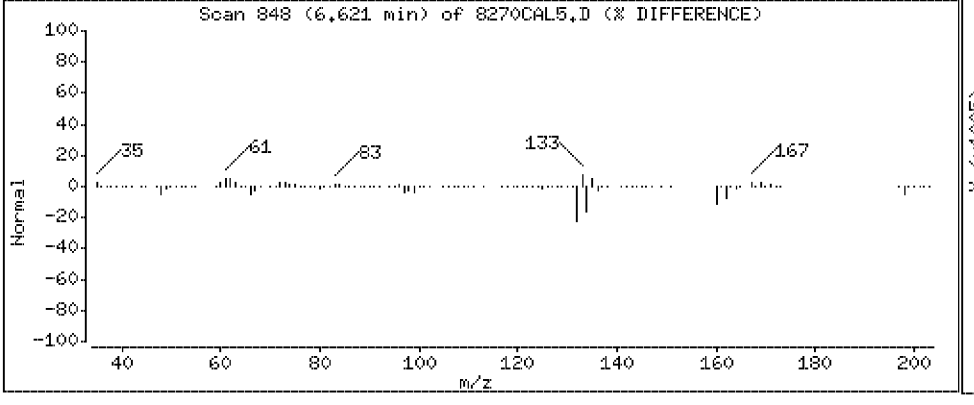

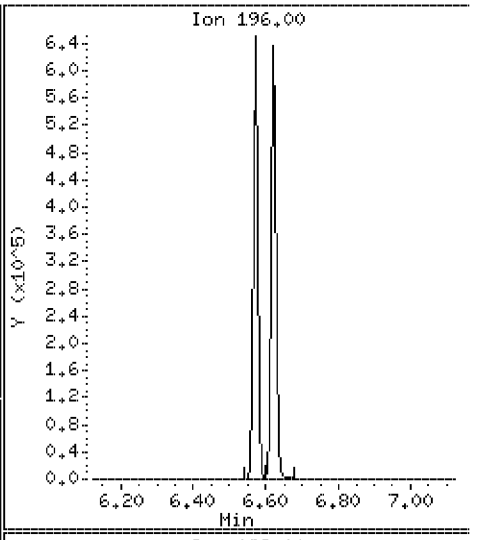

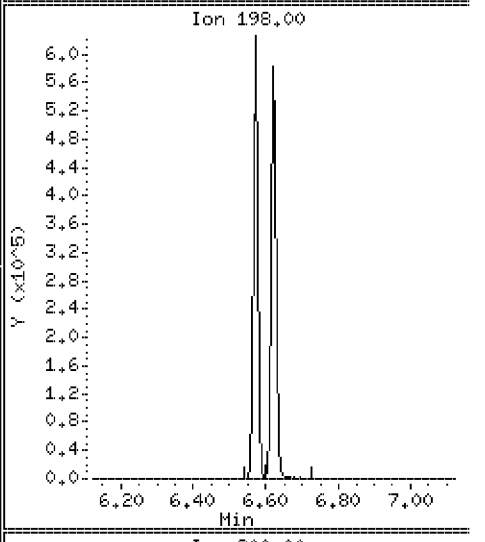

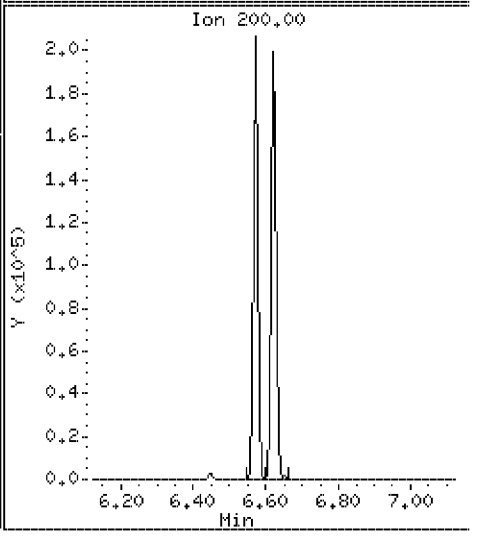

Data File: \\Svecd04\DD\chem\smsd03.i\S3042312.b\8270CAL5.D

Date : 23-APR-2012 11:10

Client ID: 8270CAL5 Instrument: smsd03.i

Sample Info: 45923

Purge Volume: 1000.0 Operator: PEL

Column phase: HPMS-5 Column diameter: 0.25

58 2,4,5-Trichlorophenol Concentration: 62.9 ug/l

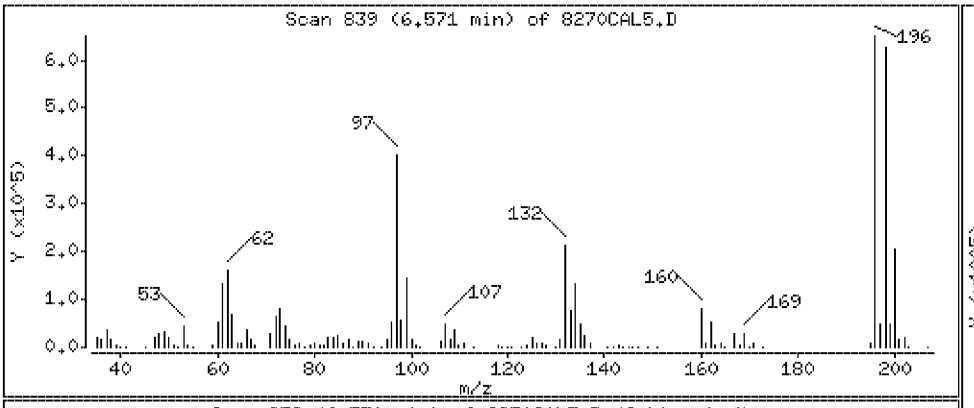

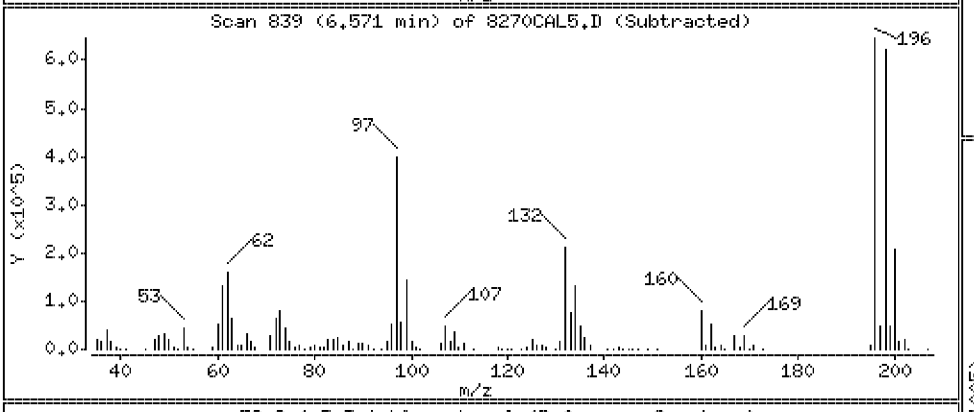

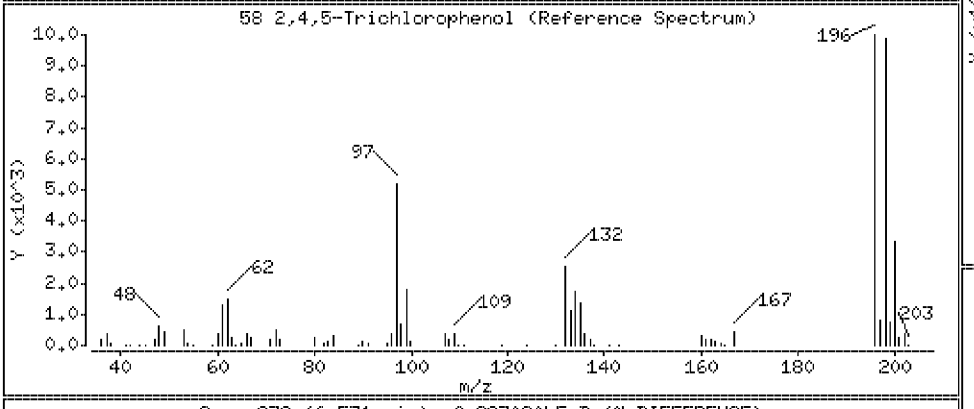

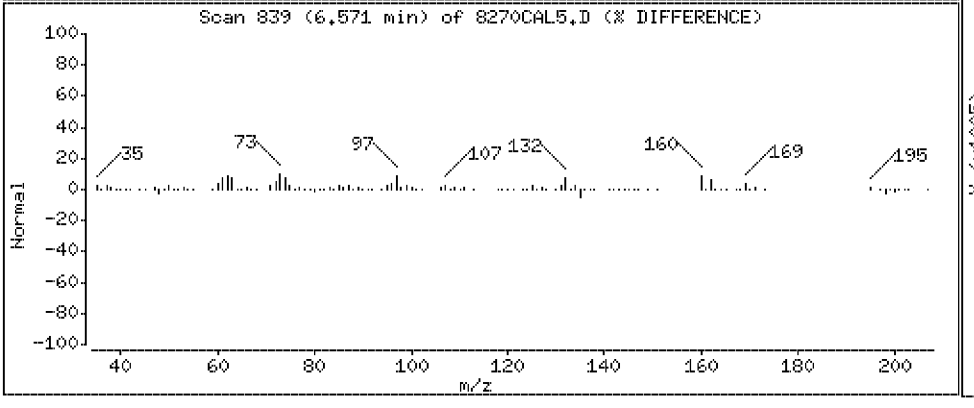

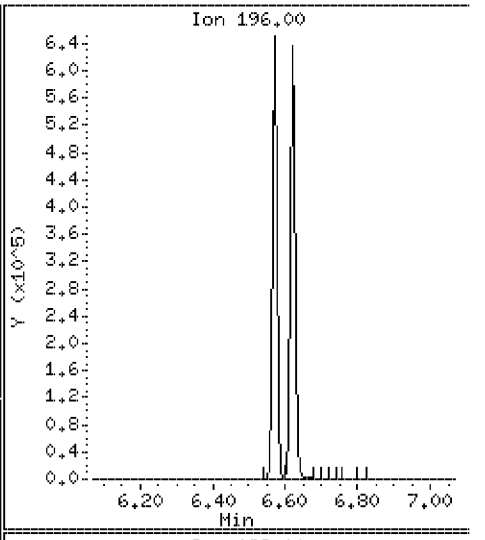

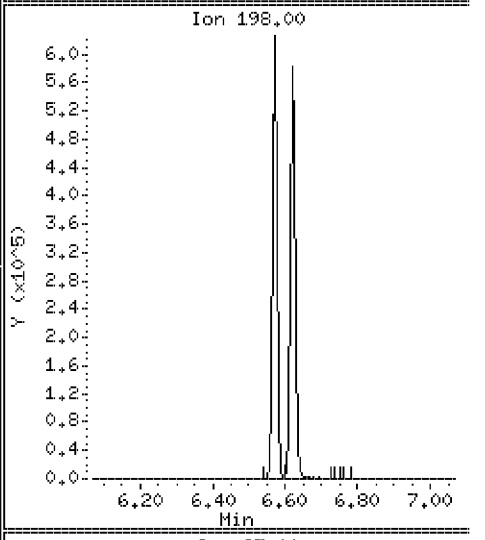

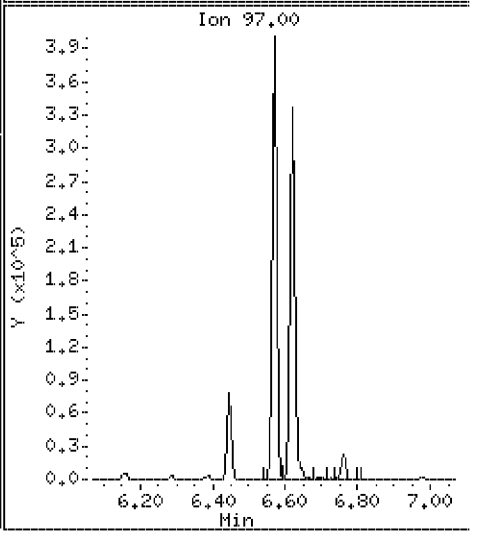

Data File: \\Svecd04\DD\chem\smsd03.i\S3042312.b\8270CAL5.D

Date : 23-APR-2012 11:10

Client ID: 8270CAL5 Instrument: smsd03.i

Sample Info: 45923

Purge Volume: 1000.0 Operator: PEL

Column phase: HPMS-5 Column diameter: 0.25

62 2-Chloronaphthalene Concentration: 61.7 ug/l

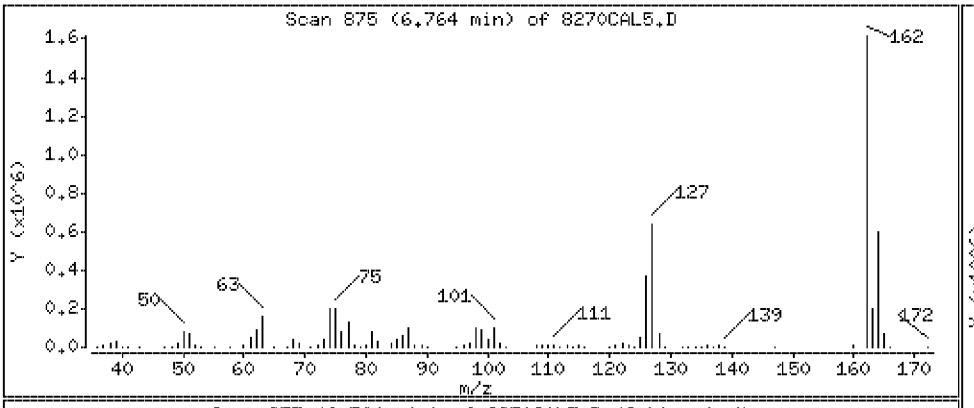

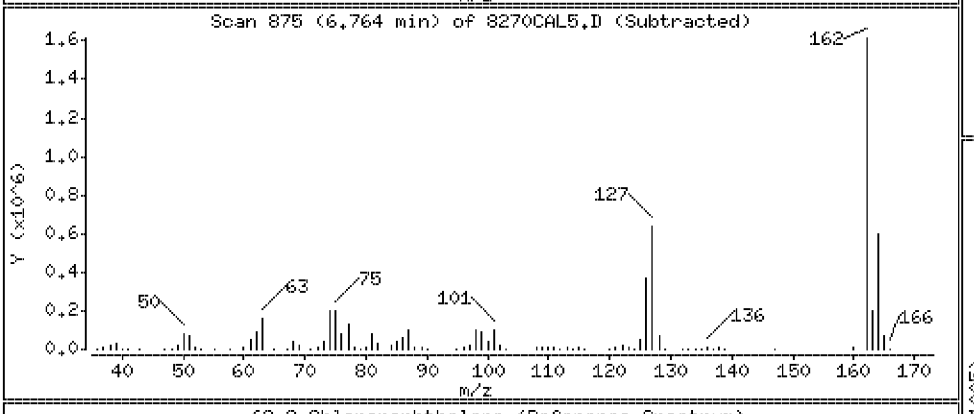

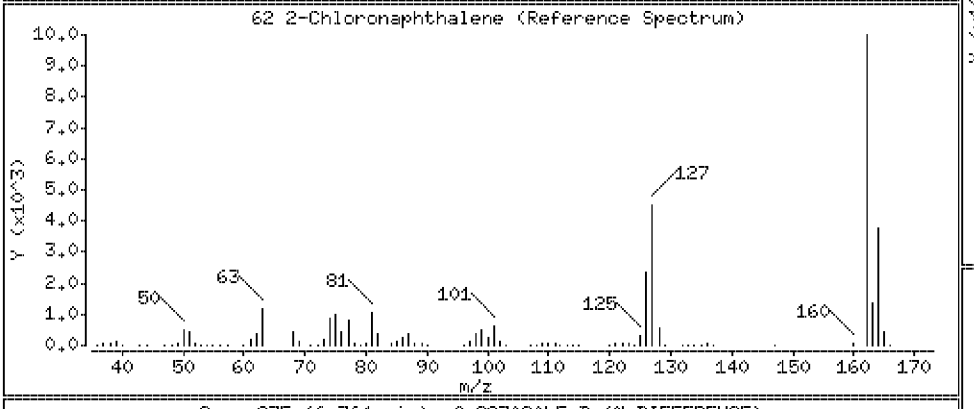

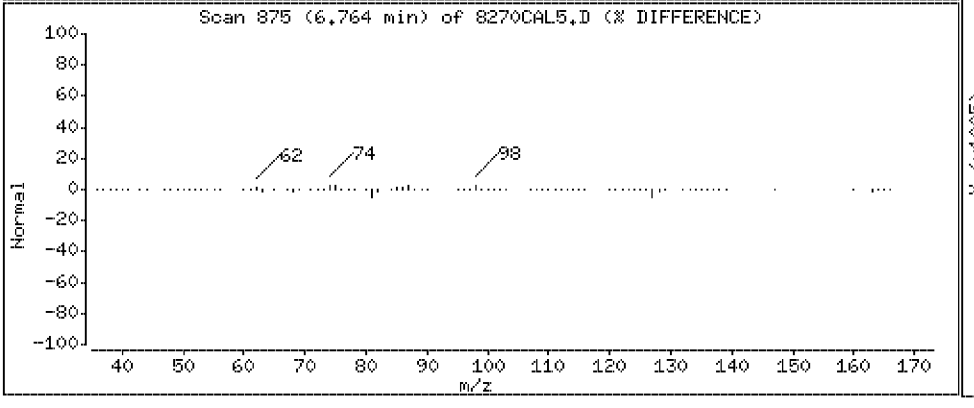

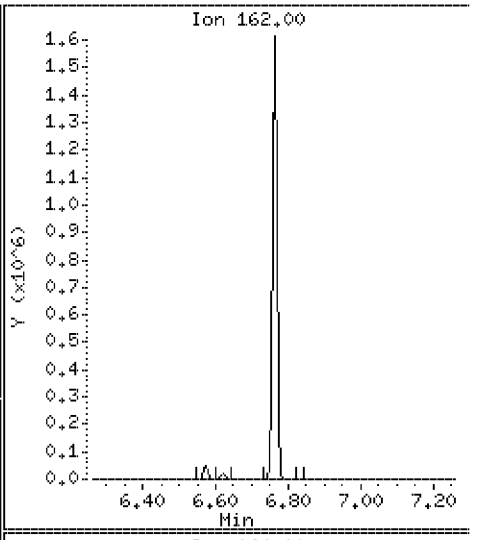

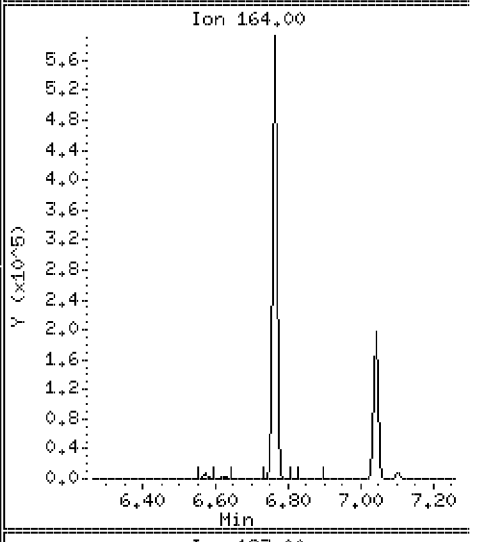

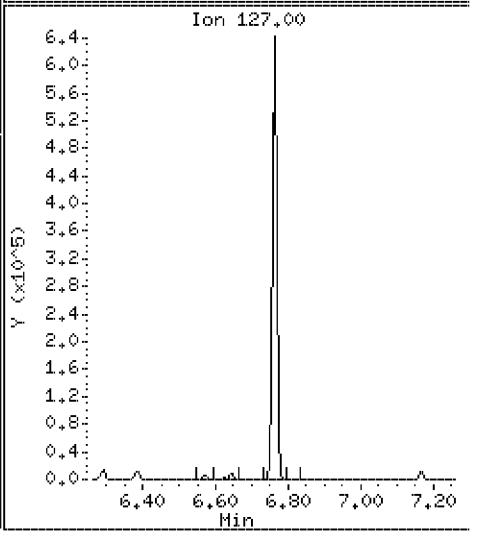

Data File: \\Svecd04\DD\chem\smsd03.i\S3042312.b\8270CAL5.D

Date : 23-APR-2012 11:10

Client ID: 8270CAL5 Instrument: smsd03.i

Sample Info: 45923

Purge Volume: 1000.0 Operator: PEL

Column phase: HPMS-5 Column diameter: 0.25

63 2-Nitroaniline Concentration: 62.6 ug/l

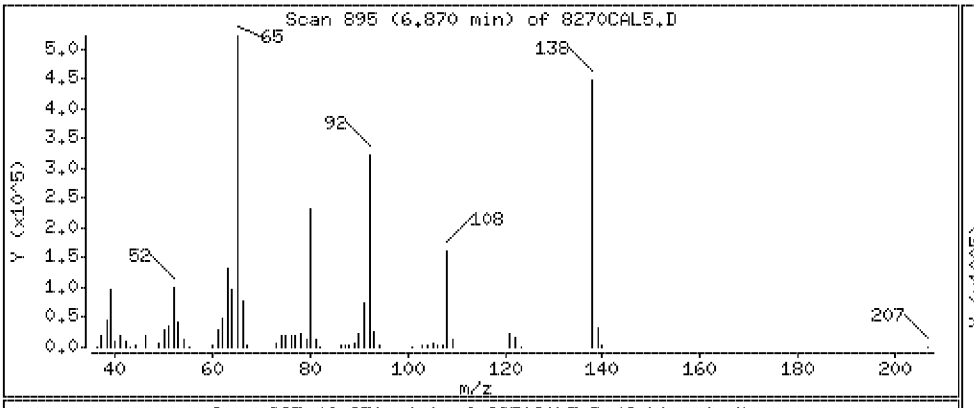

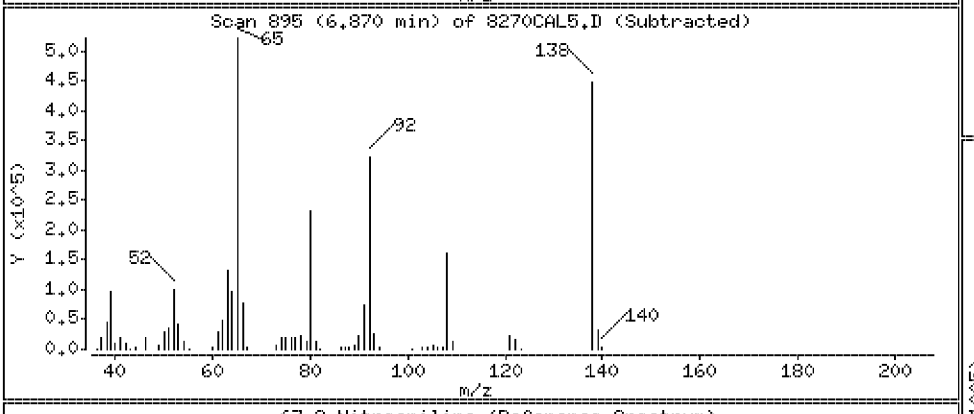

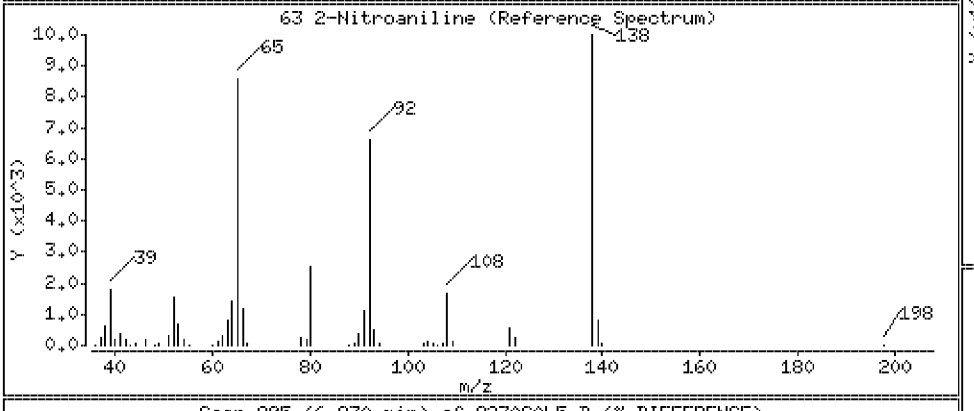

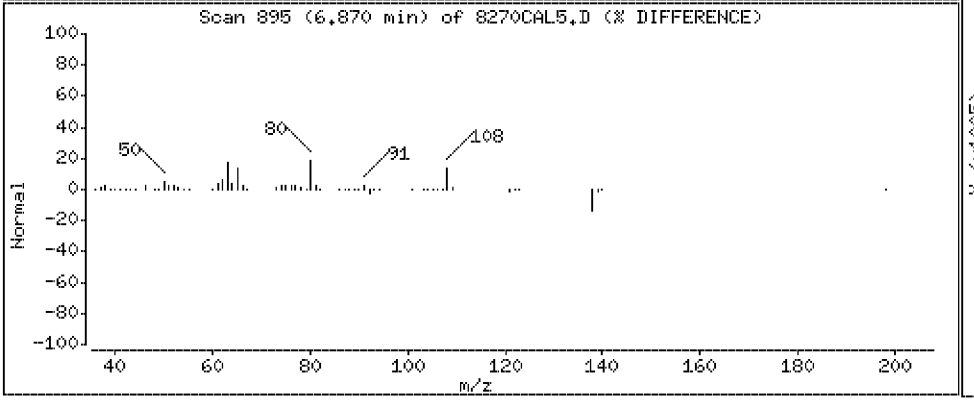

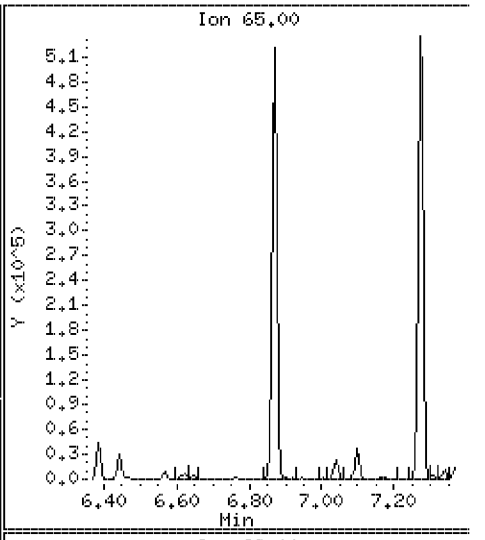

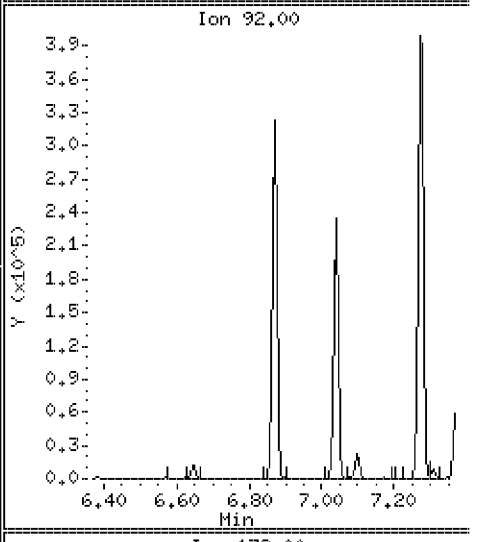

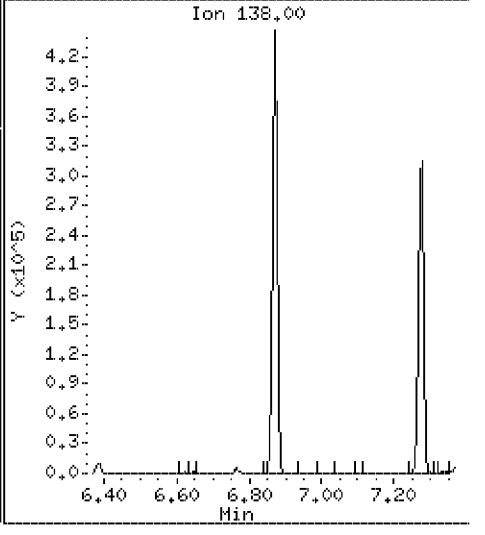

Data File: \\Svecd04\DD\chem\smsd03.i\S3042312.b\8270CAL5.D

Date : 23-APR-2012 11:10

Client ID: 8270CAL5 Instrument: smsd03.i

Sample Info: 45923

Purge Volume: 1000.0 Operator: PEL

Column phase: HPMS-5 Column diameter: 0.25

65 Dimethylphthalate Concentration: 61.2 ug/l

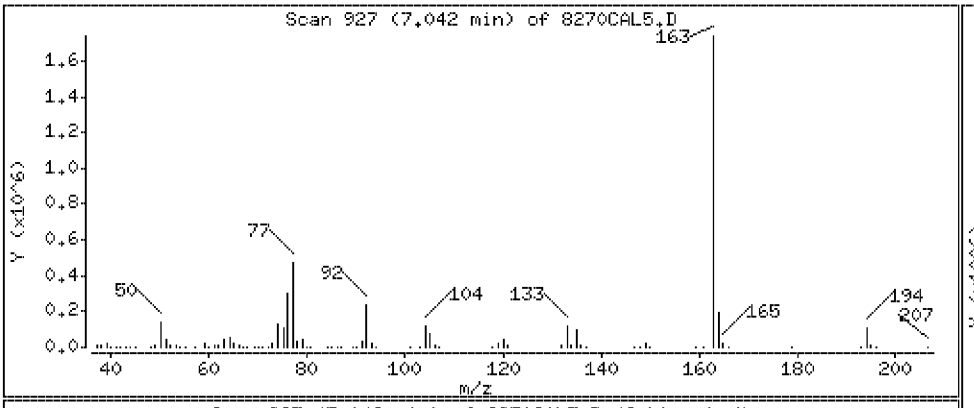

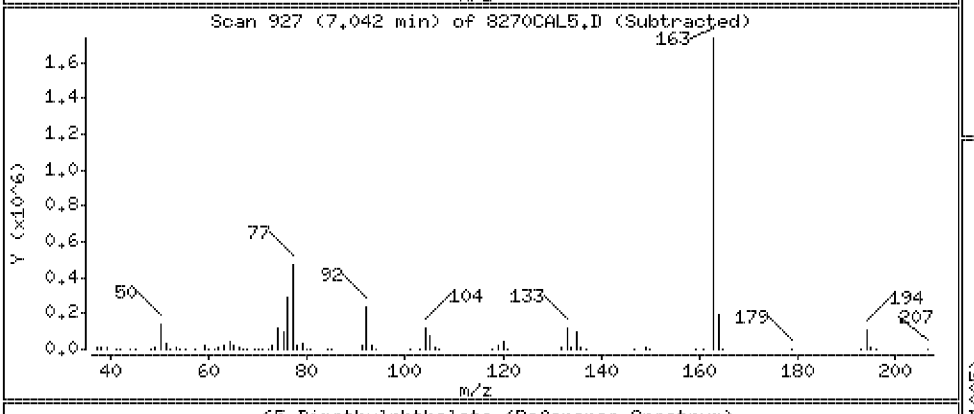

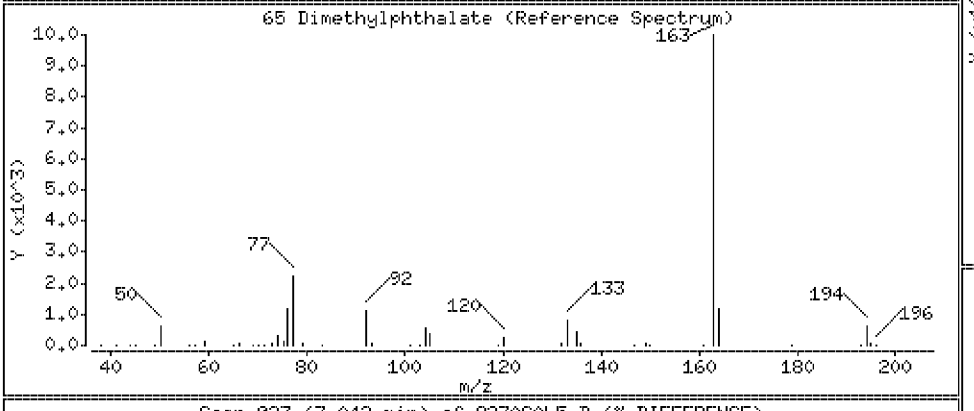

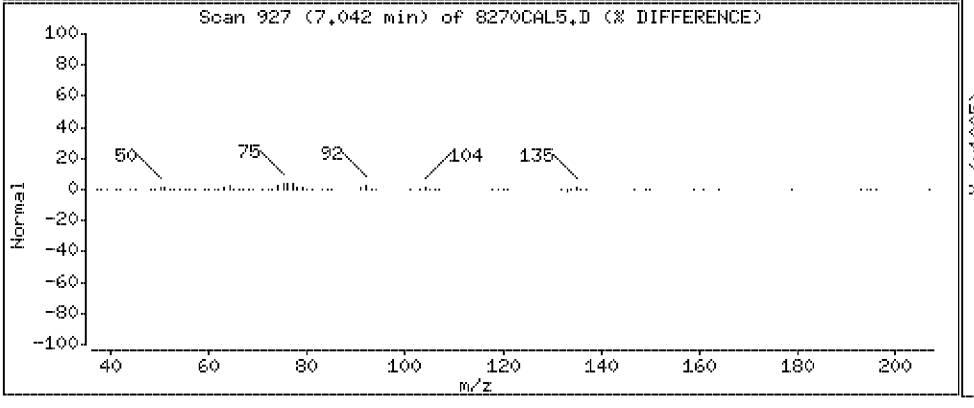

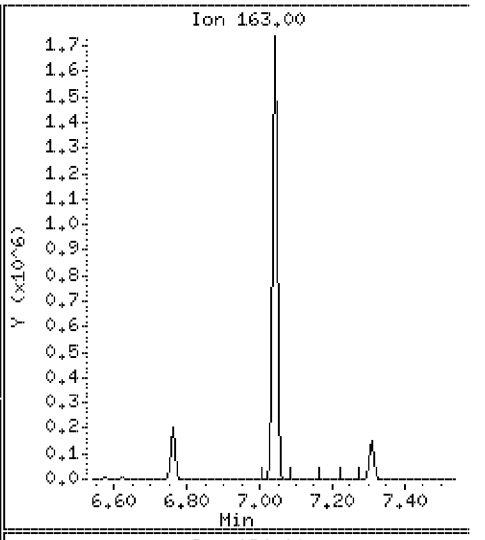

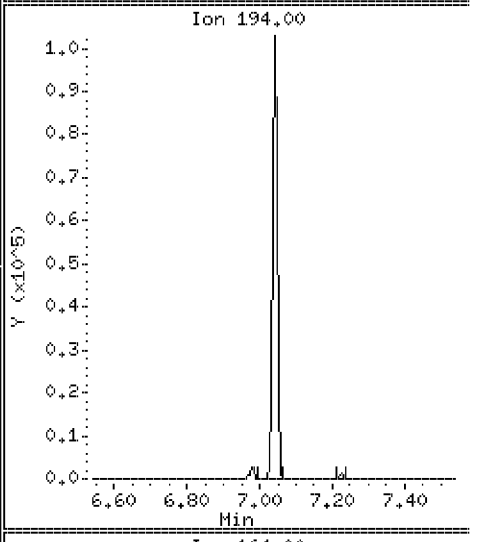

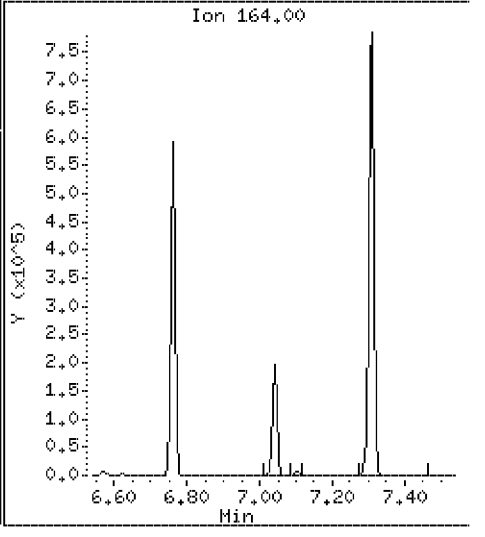

Data File: \\Svecd04\DD\chem\smsd03.i\S3042312.b\8270CAL5.D

Date : 23-APR-2012 11:10

Client ID: 8270CAL5 Instrument: smsd03.i

Sample Info: 45923

Purge Volume: 1000.0 Operator: PEL

Column phase: HPMS-5 Column diameter: 0.25

68 Acenaphthylene Concentration: 61.7 ug/l

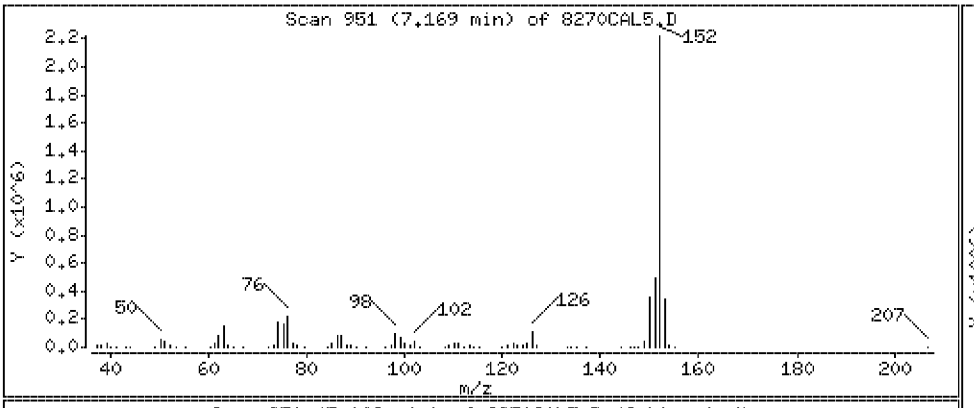

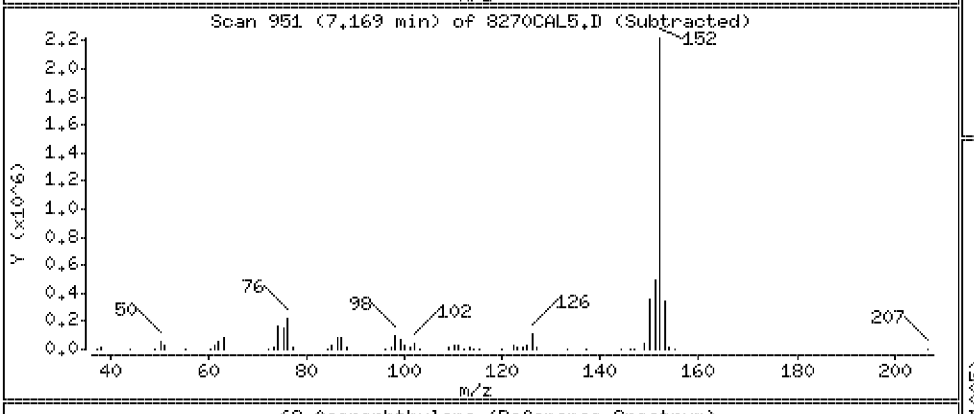

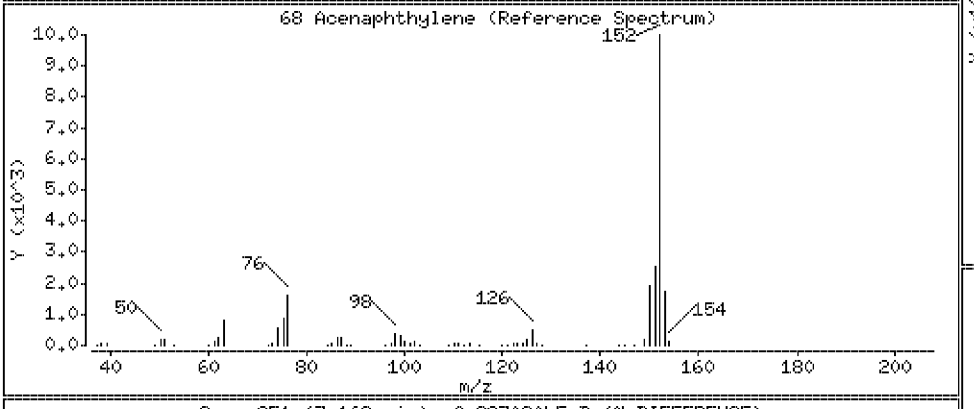

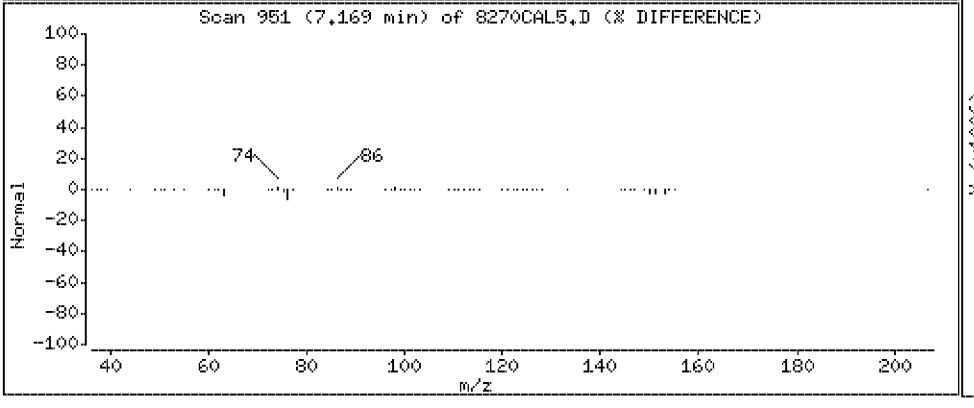

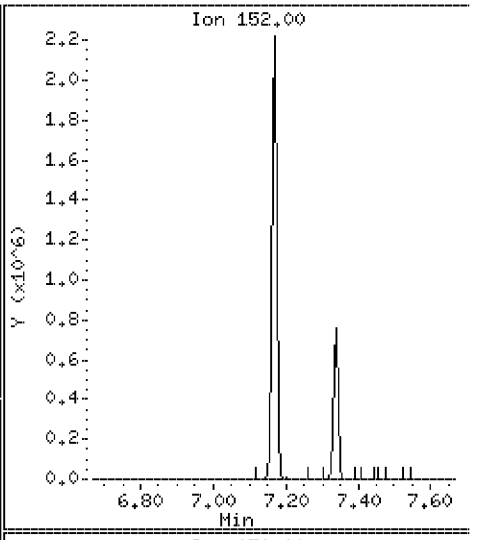

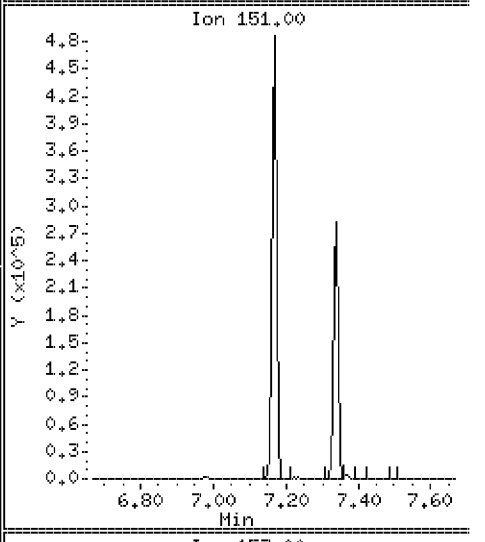

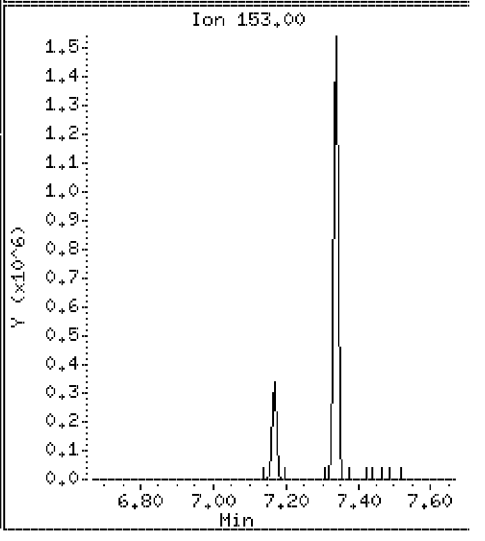

Data File: \\Svecd04\DD\chem\smsd03.i\S3042312.b\8270CAL5.D

Date : 23-APR-2012 11:10

Client ID: 8270CAL5 Instrument: smsd03.i

Sample Info: 45923

Purge Volume: 1000.0 Operator: PEL

Column phase: HPMS-5 Column diameter: 0.25

67 2,6-Dinitrotoluene Concentration: 63.5 ug/l

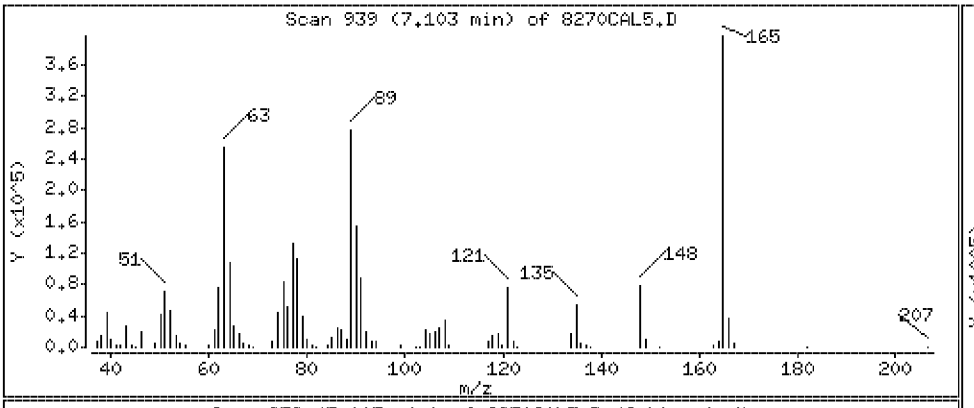

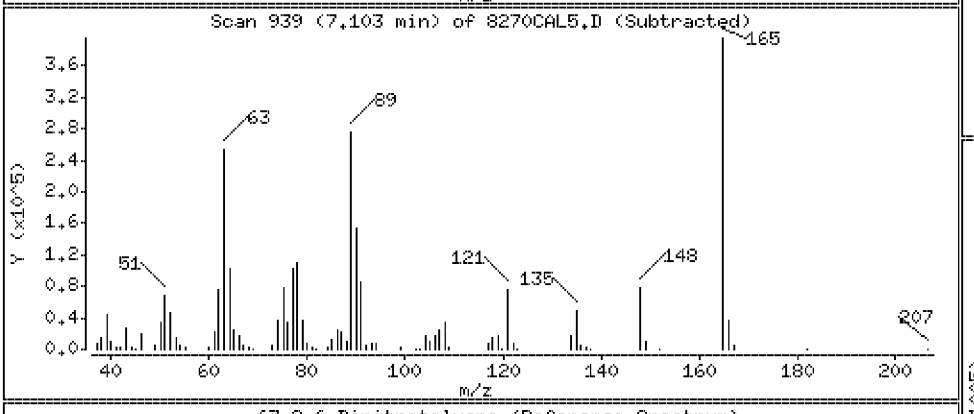

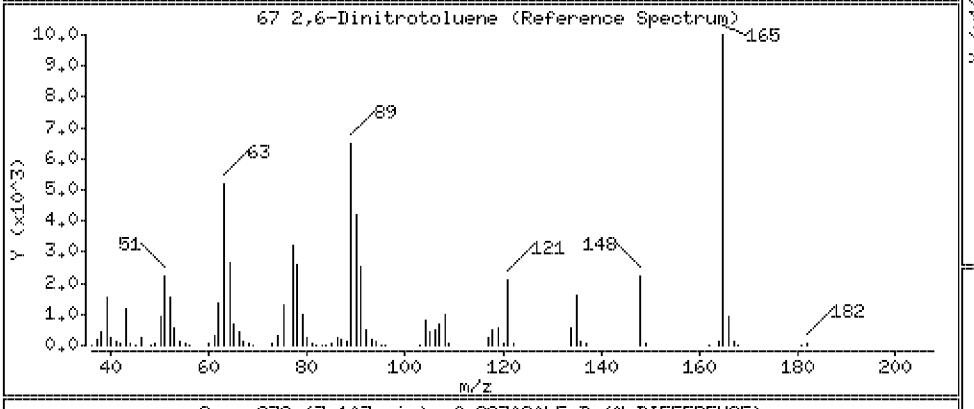

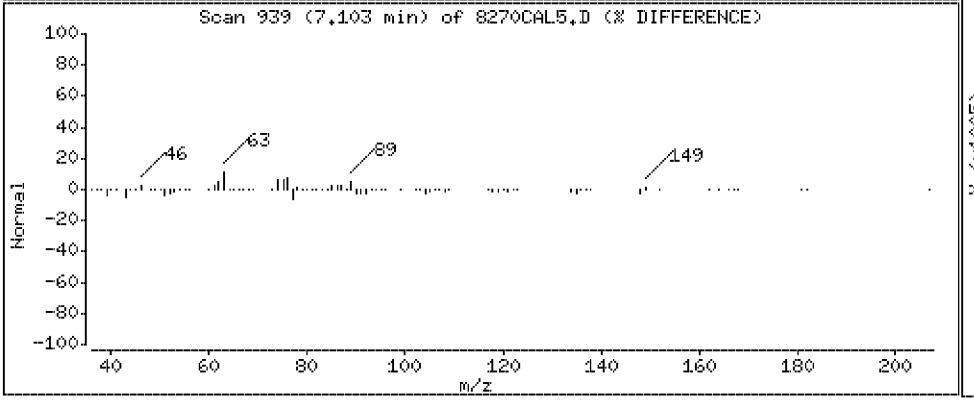

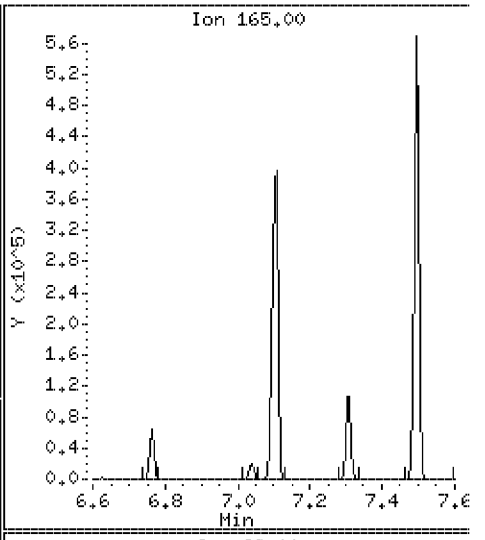

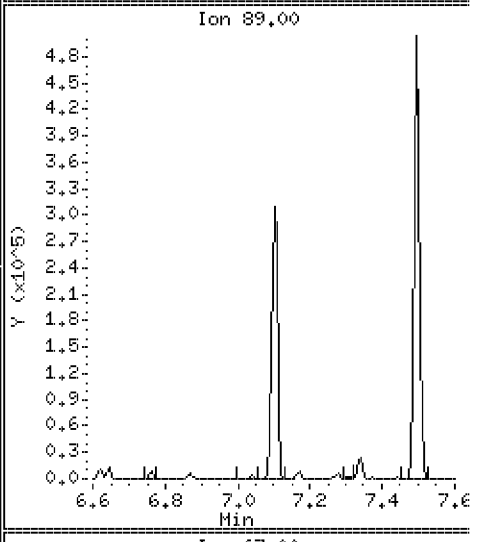

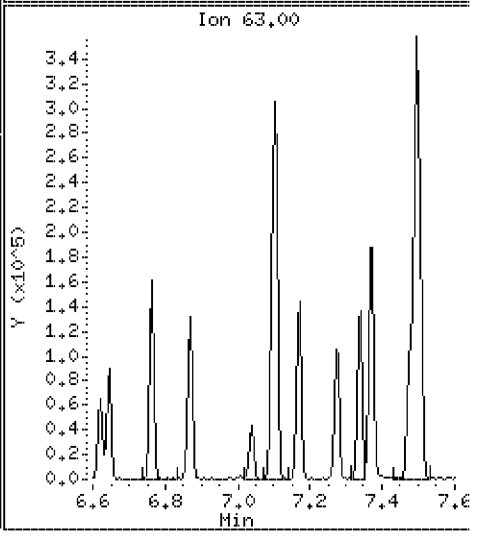

Data File: \\Svecd04\DD\chem\smsd03.i\S3042312.b\8270CAL5.D

Date : 23-APR-2012 11:10

Client ID: 8270CAL5 Instrument: smsd03.i

Sample Info: 45923

Purge Volume: 1000.0 Operator: PEL

Column phase: HPMS-5 Column diameter: 0.25

69 3-Nitroaniline Concentration: 60.7 ug/l

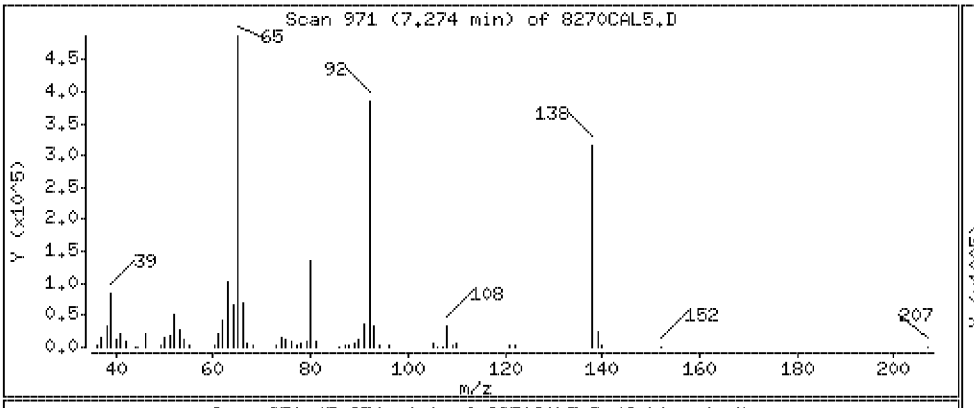

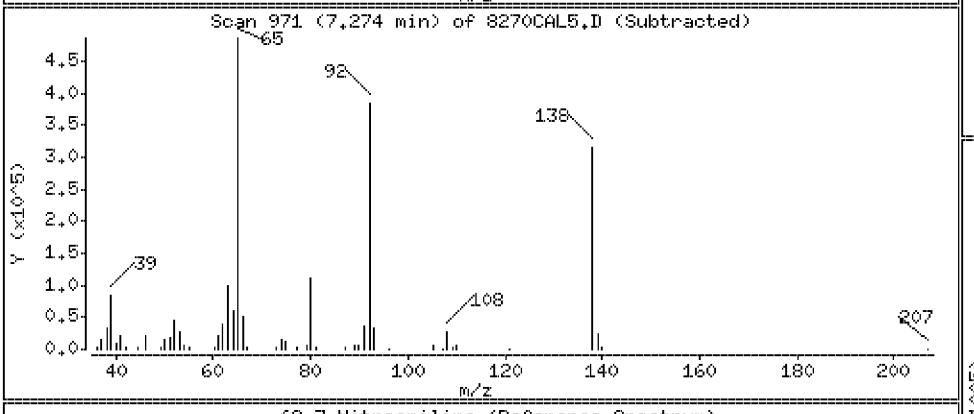

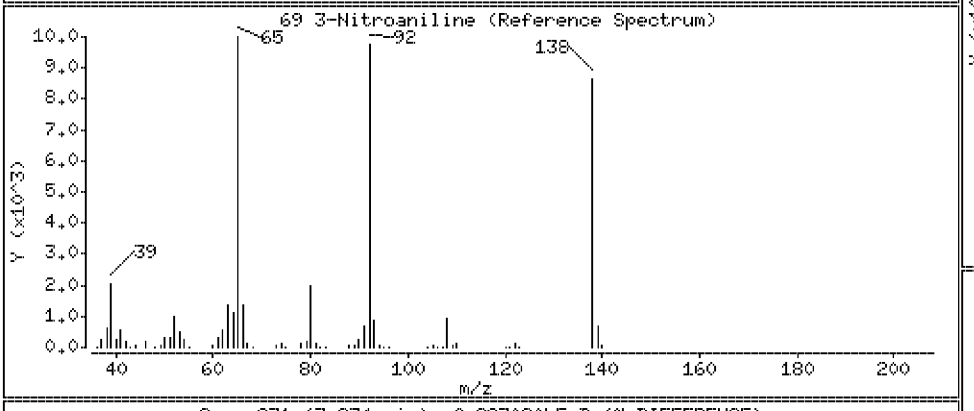

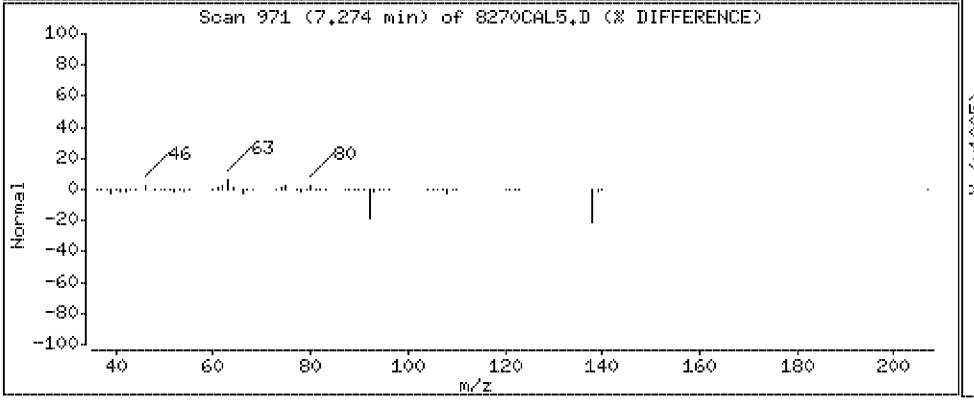

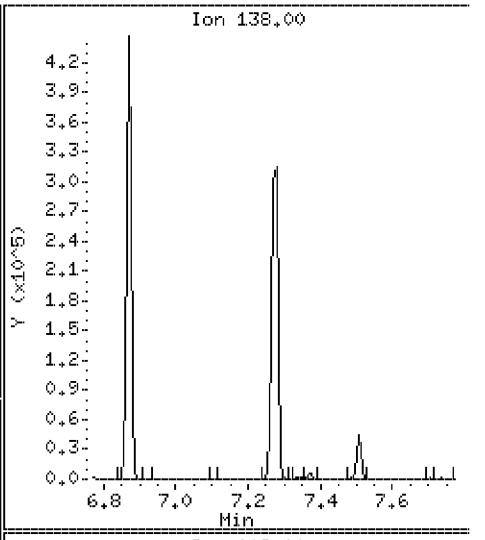

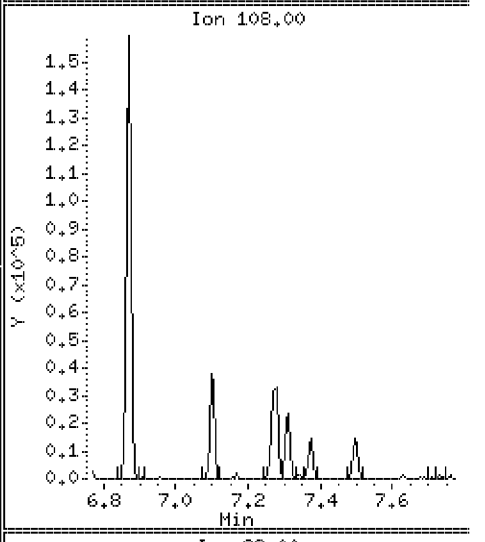

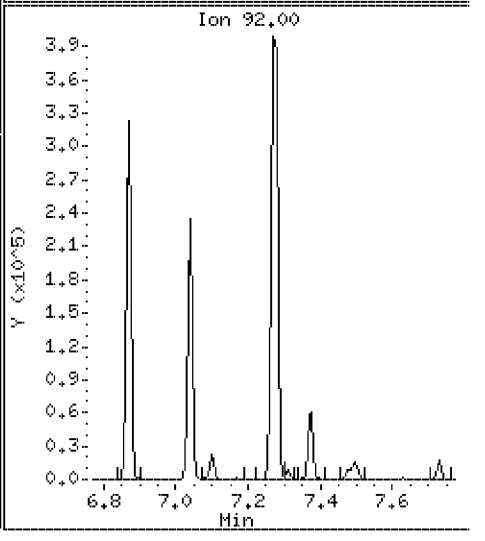

Data File: \\Svecd04\DD\chem\smsd03.i\S3042312.b\8270CAL5.D

Date : 23-APR-2012 11:10

Client ID: 8270CAL5 Instrument: smsd03.i

Sample Info: 45923

Purge Volume: 1000.0 Operator: PEL

Column phase: HPMS-5 Column diameter: 0.25

71 Acenaphthene Concentration: 62.4 ug/l

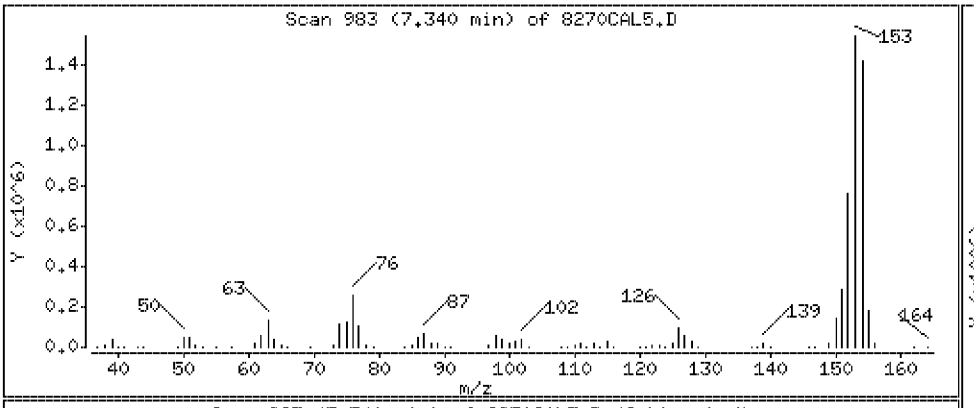

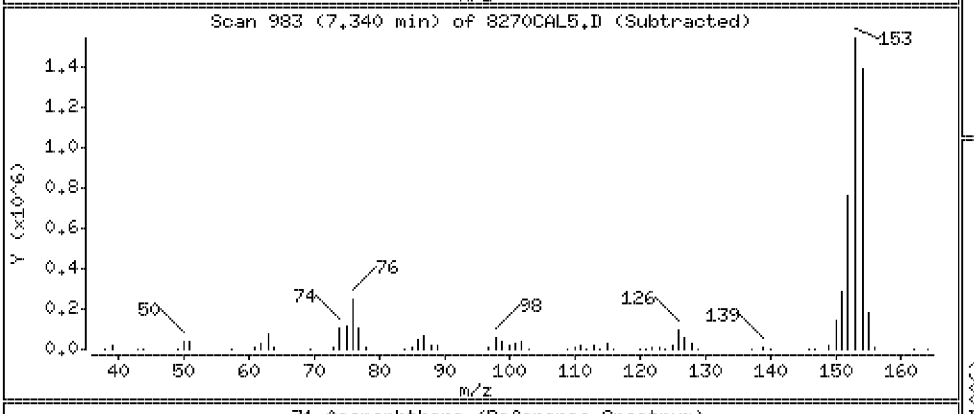

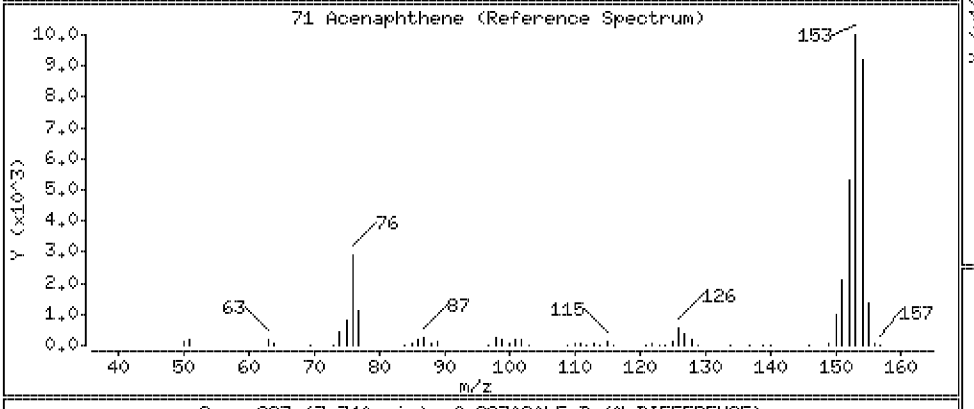

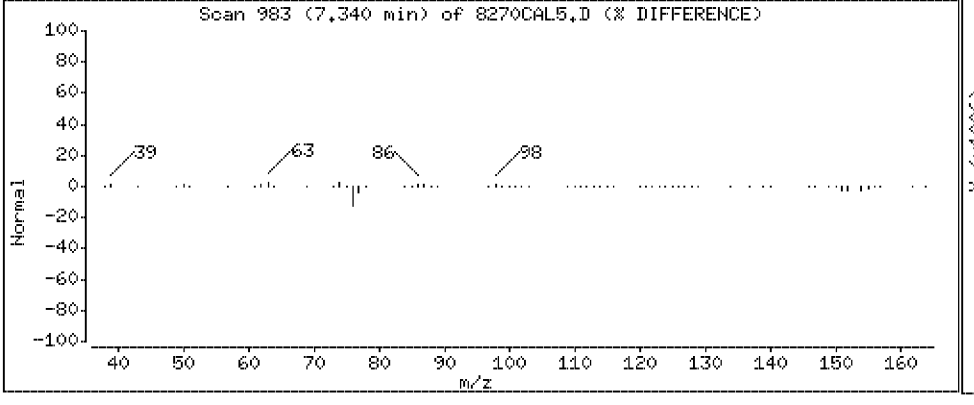

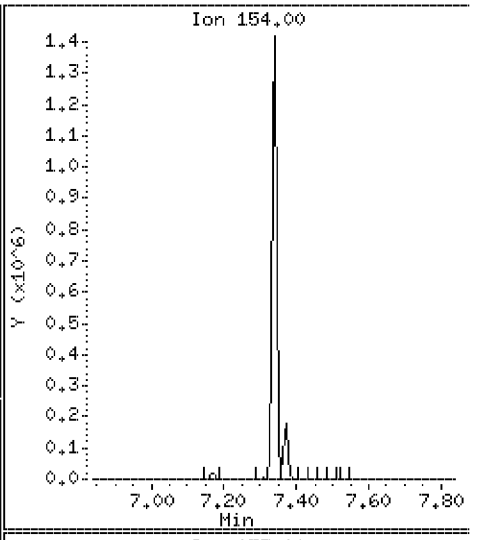

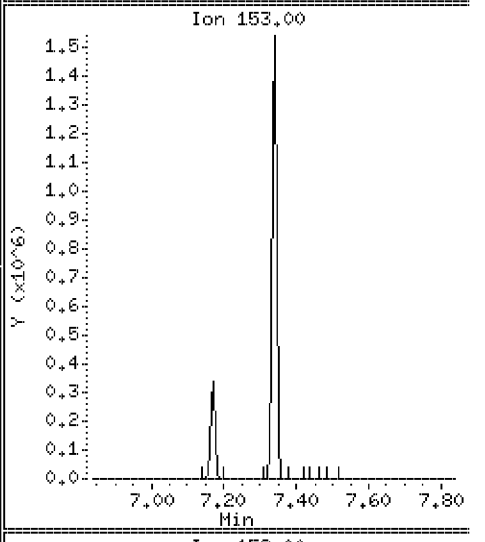

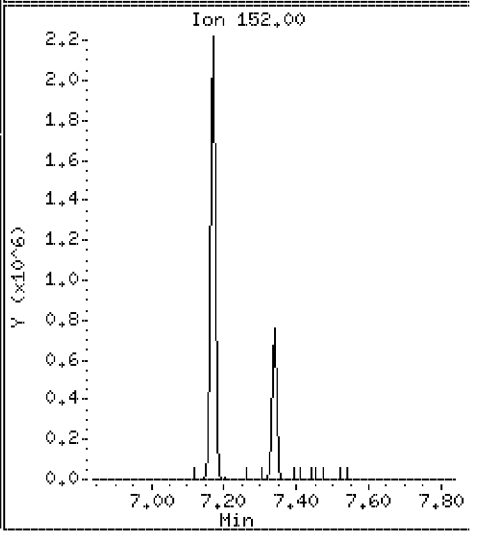

Data File: \\Svecd04\DD\chem\smsd03.i\S3042312.b\8270CAL5.D

Date : 23-APR-2012 11:10

Client ID: 8270CAL5 Instrument: smsd03.i

Sample Info: 45923

Purge Volume: 1000.0 Operator: PEL

Column phase: HPMS-5 Column diameter: 0.25

72 2,4-Dinitrophenol Concentration: 60.4 ug/l

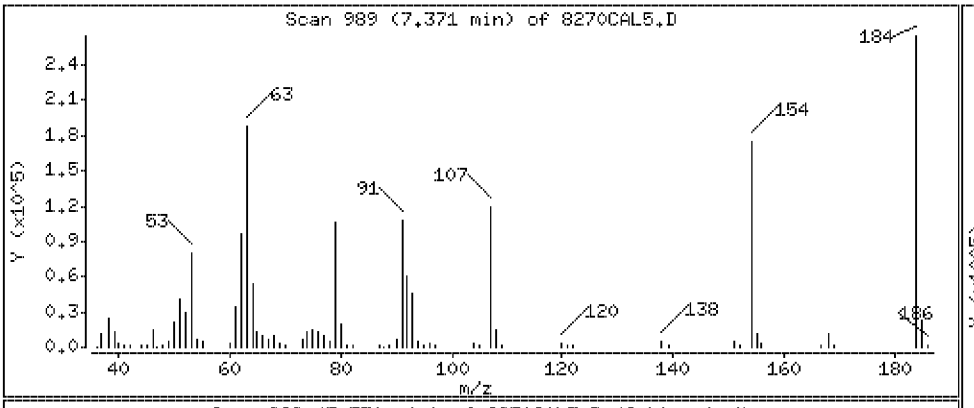

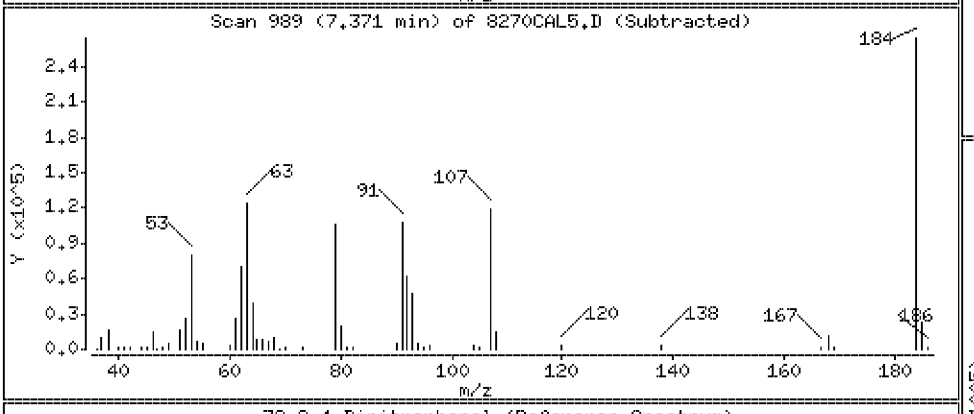

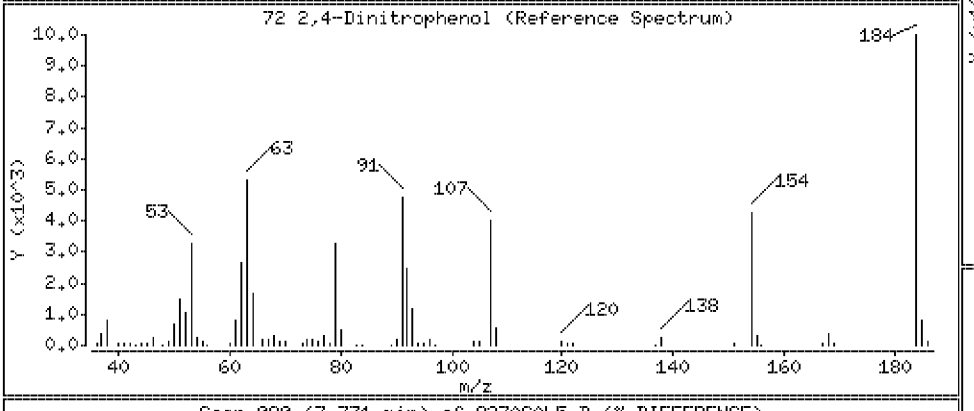

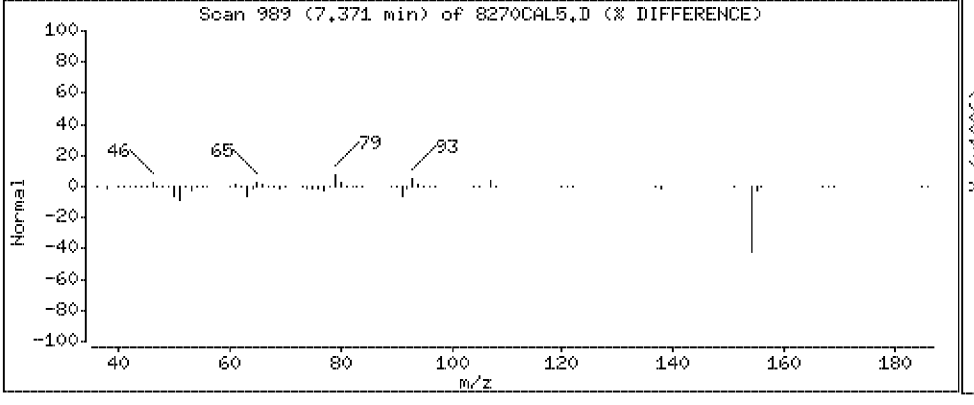

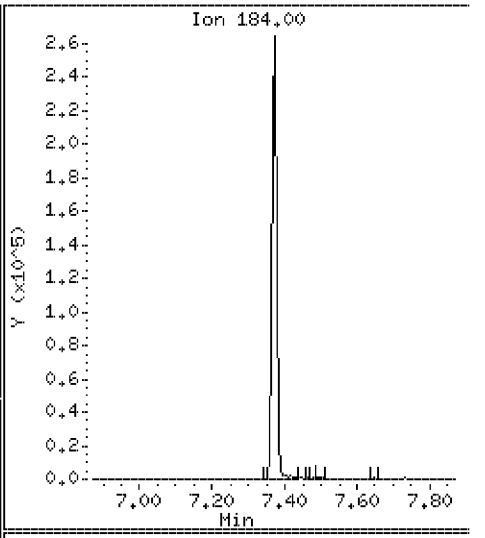

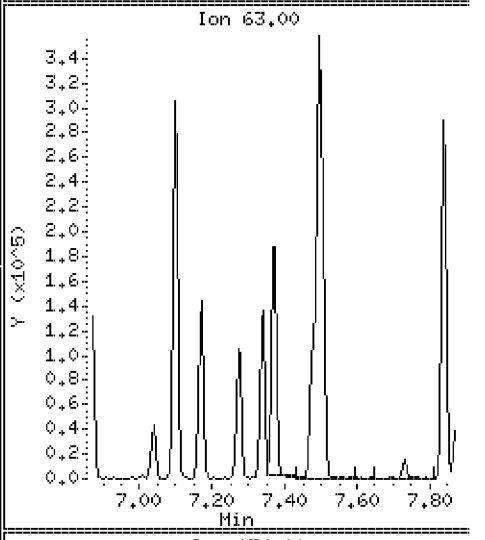

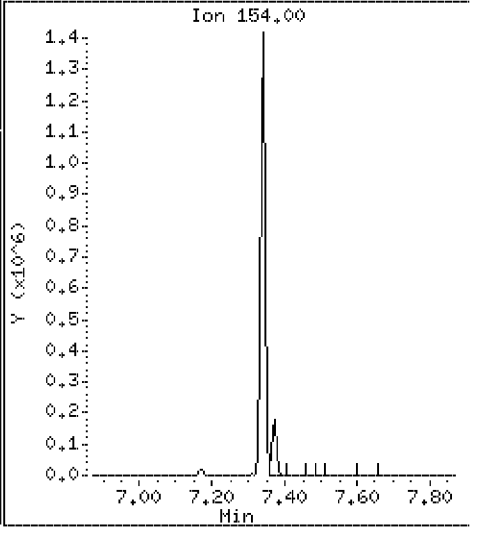

Data File: \\Svecd04\DD\chem\smsd03.i\S3042312.b\8270CAL5.D

Date : 23-APR-2012 11:10

Client ID: 8270CAL5

Instrument: smsd03.i

Sample Info: 45923

Purge Volume: 1000.0

Operator: PEL

Column phase: HPMS-5

Column diameter: 0.25

74 4-Nitrophenol

Concentration: 63.1 ug/l

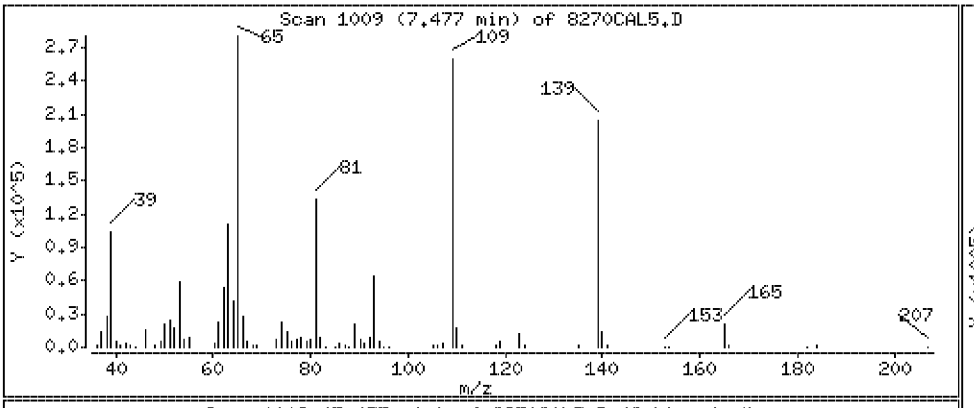

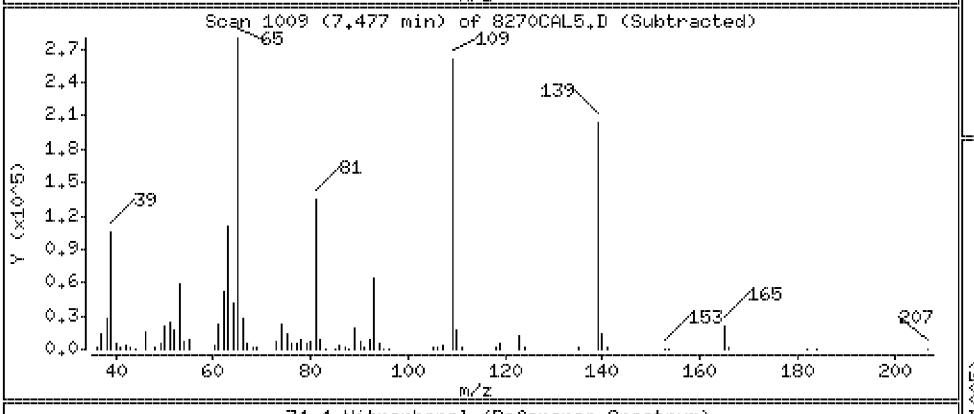

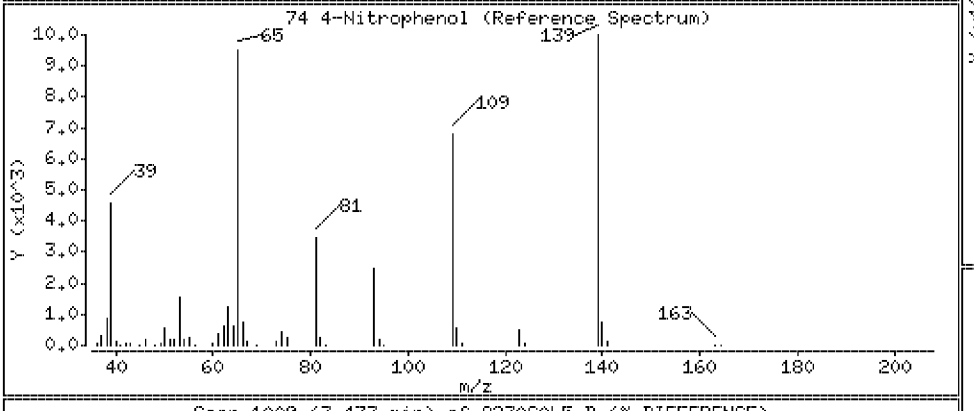

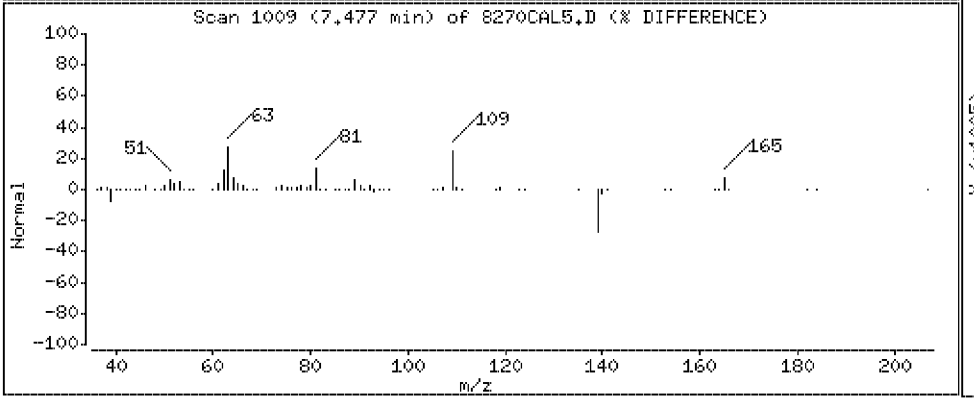

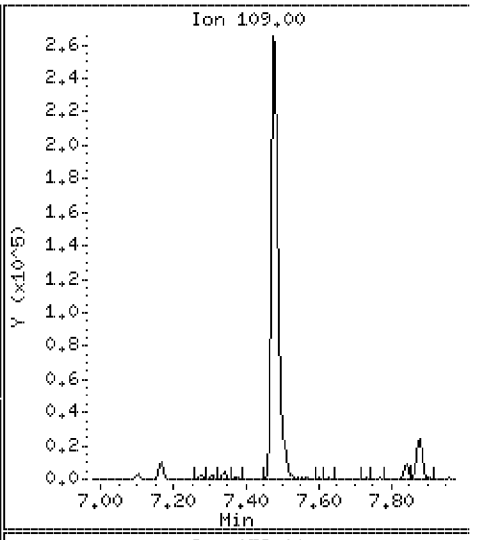

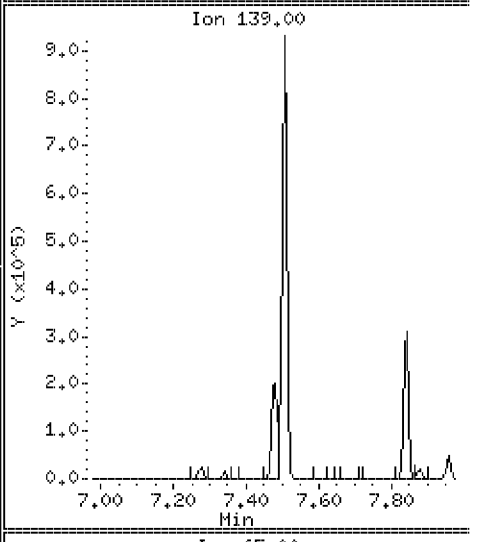

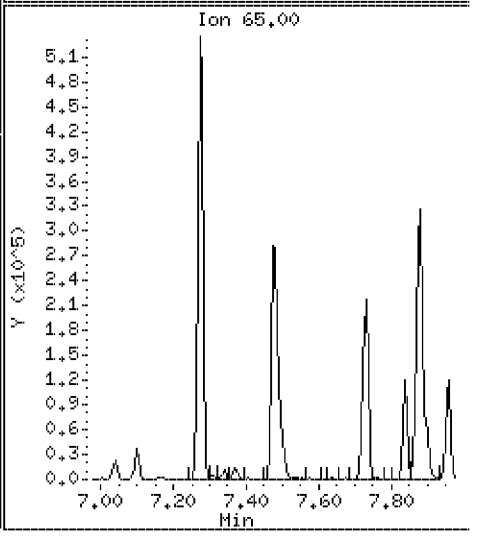

Data File: \\Svecd04\DD\chem\smsd03.i\S3042312.b\8270CAL5.D

Date : 23-APR-2012 11:10

Client ID: 8270CAL5

Instrument: smsd03.i

Sample Info: 45923

Purge Volume: 1000.0

Operator: PEL

Column phase: HPMS-5

Column diameter: 0.25

75 Dibenzofuran

Concentration: 61.1 ug/l

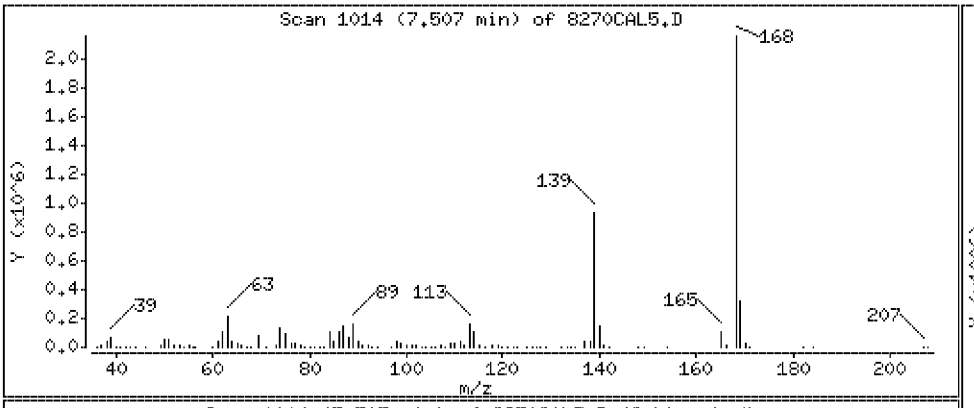

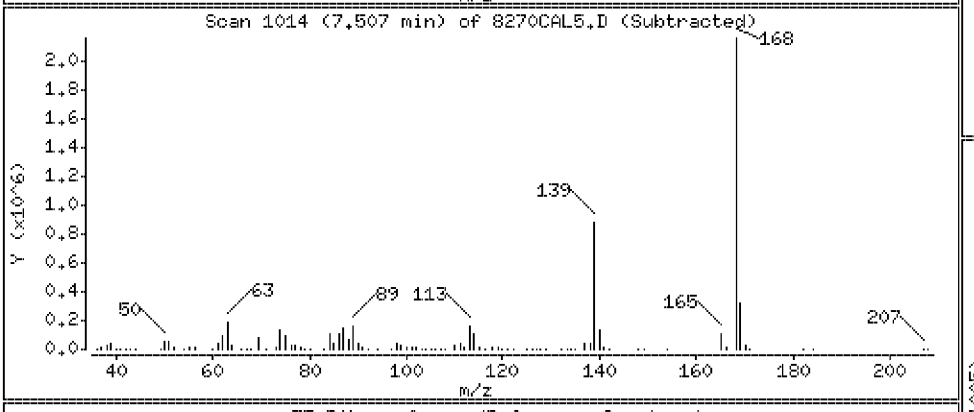

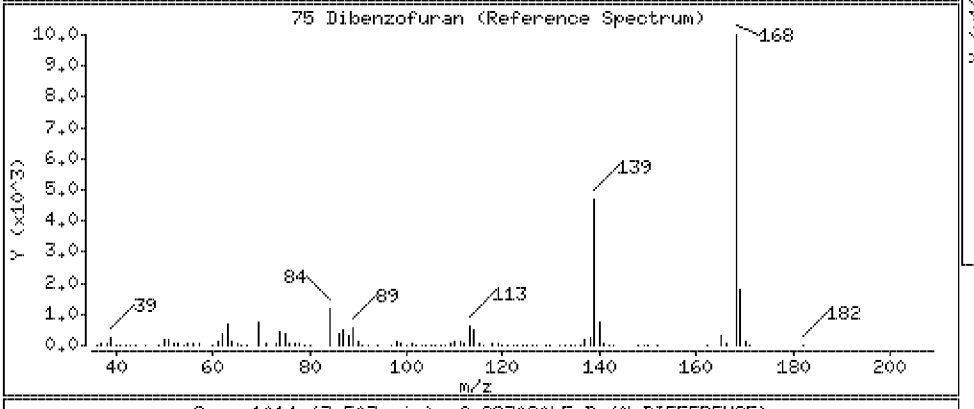

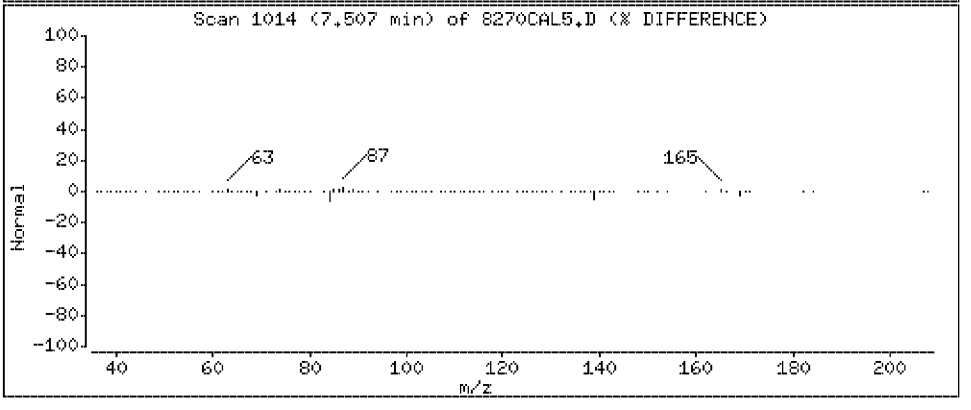

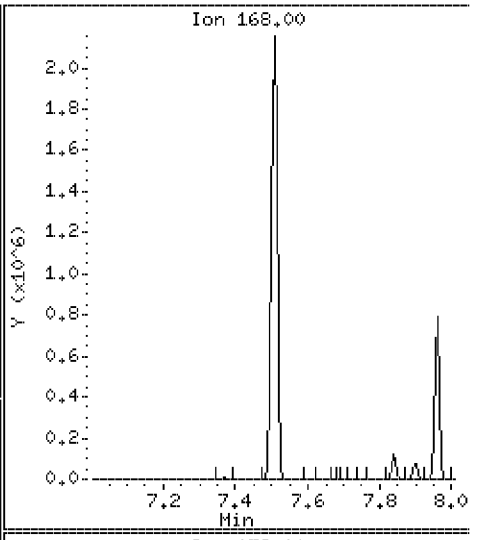

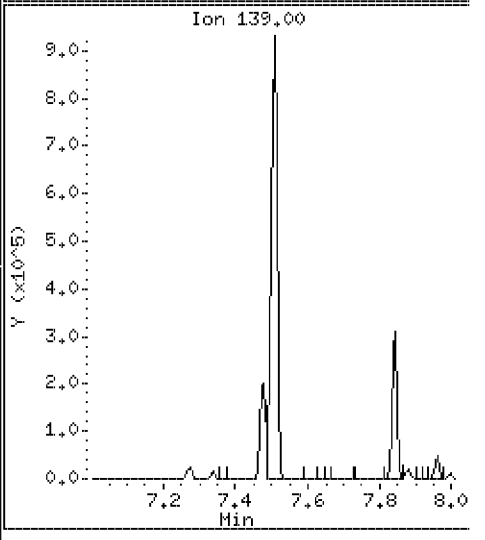

Data File: \\Svecd04\DD\chem\smsd03.i\S3042312.b\8270CAL5.D

Date : 23-APR-2012 11:10

Client ID: 8270CAL5

Instrument: smsd03.i

Sample Info: 45923

Purge Volume: 1000.0

Operator: PEL

Column phase: HPMS-5

Column diameter: 0.25

76 2,4-Dinitrotoluene

Concentration: 62.7 ug/l

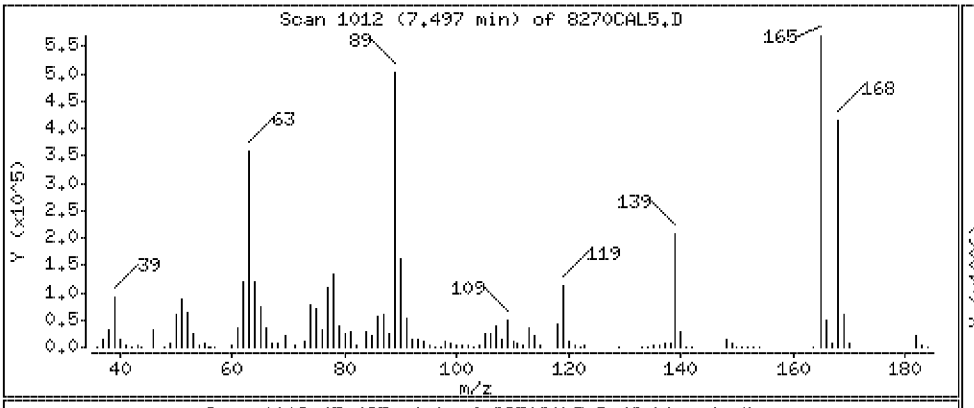

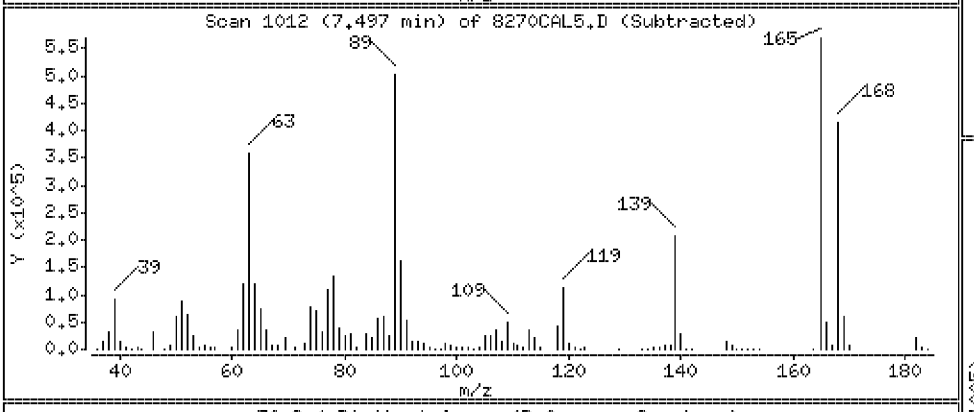

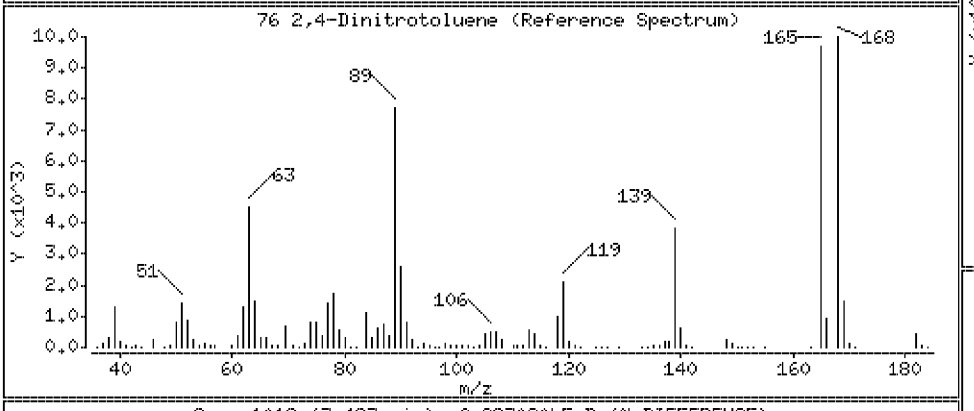

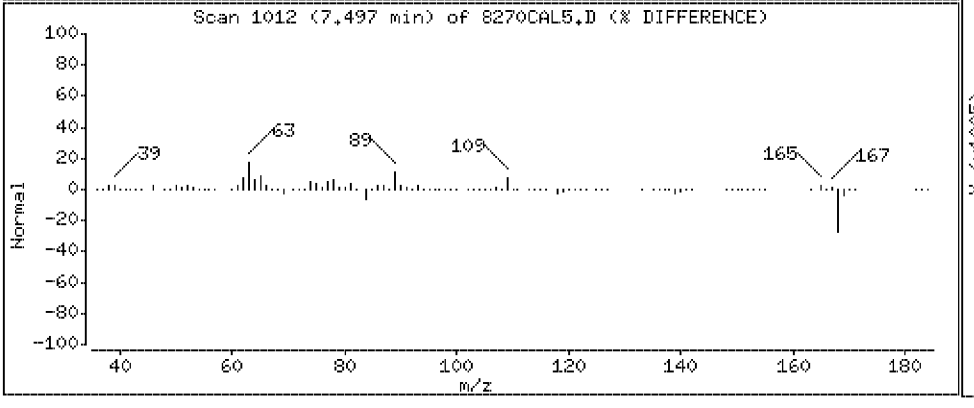

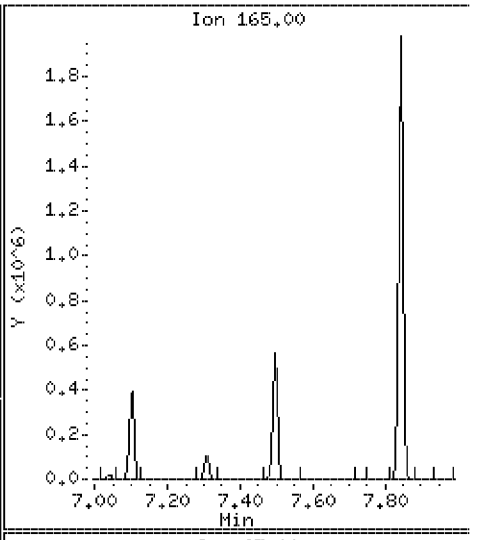

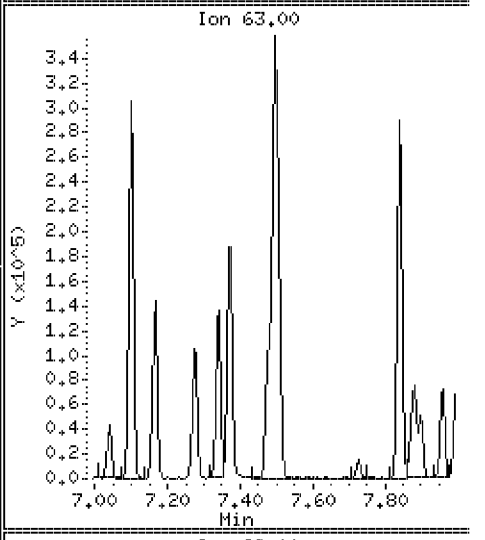

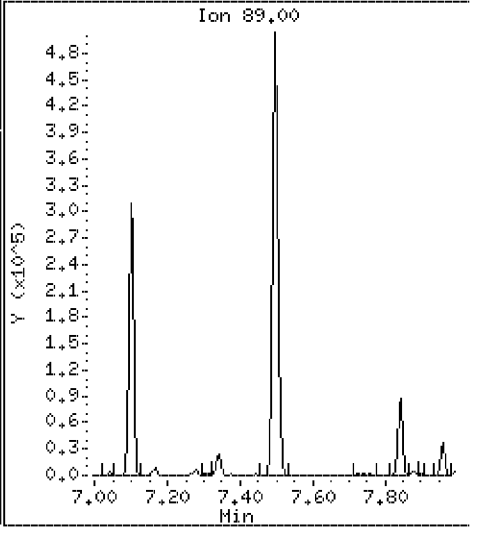

Data File: \\Svecd04\DD\chem\smsd03.i\S3042312.b\8270CAL5.D

Date : 23-APR-2012 11:10

Client ID: 8270CAL5

Instrument: smsd03.i

Sample Info: 45923

Purge Volume: 1000.0

Operator: PEL

Column phase: HPMS-5

Column diameter: 0.25

80 Diethylphthalate

Concentration: 61.1 ug/l

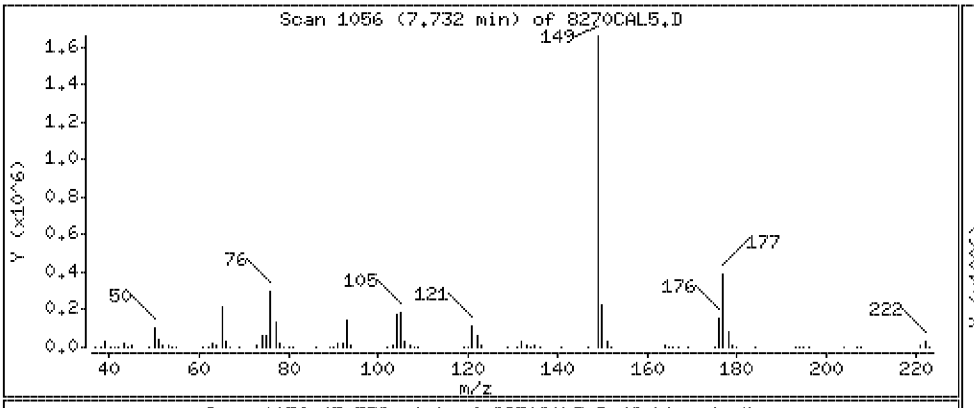

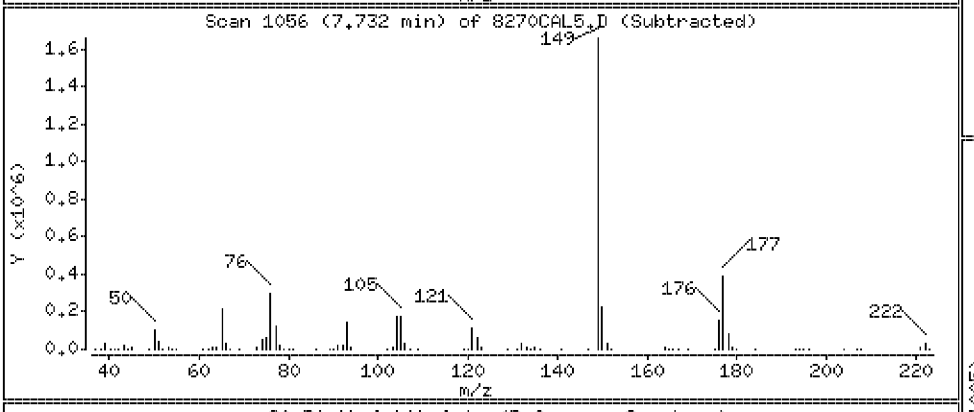

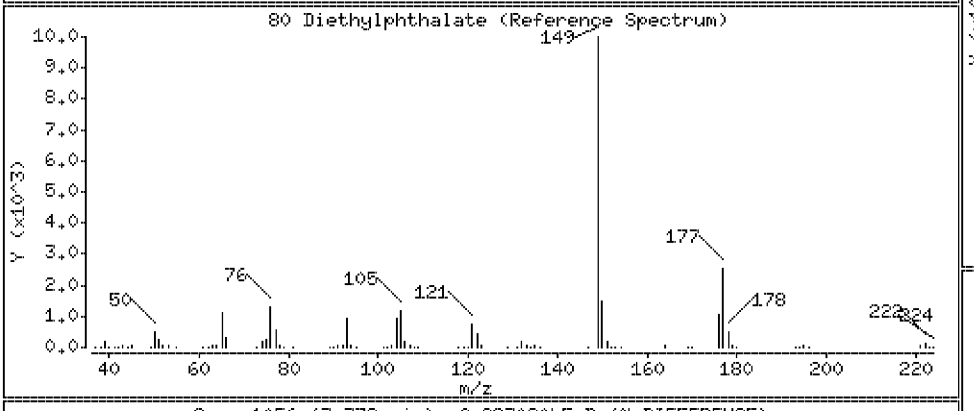

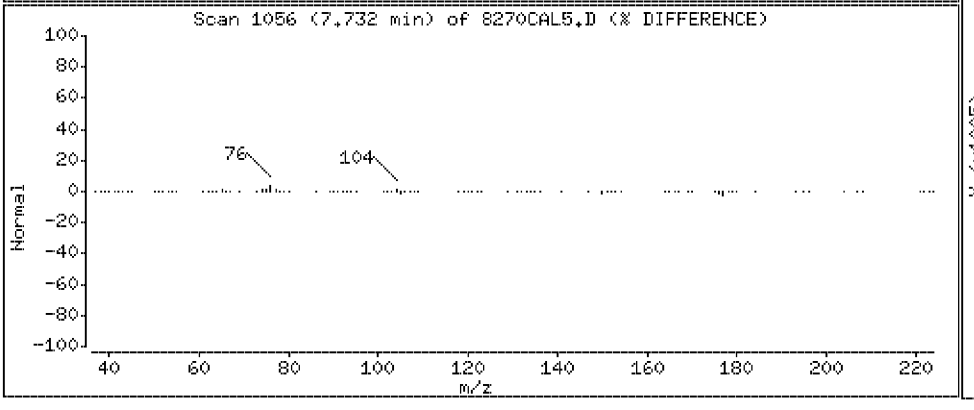

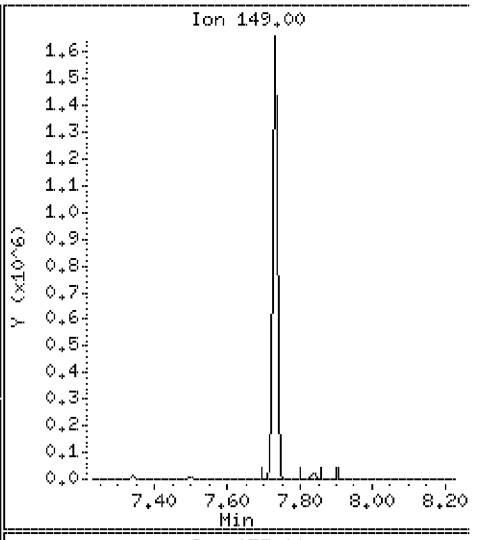

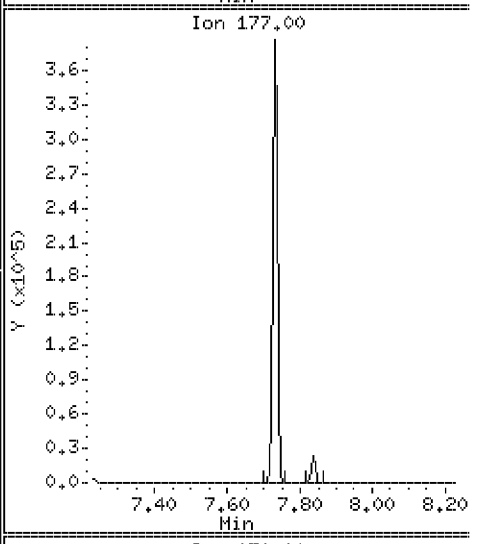

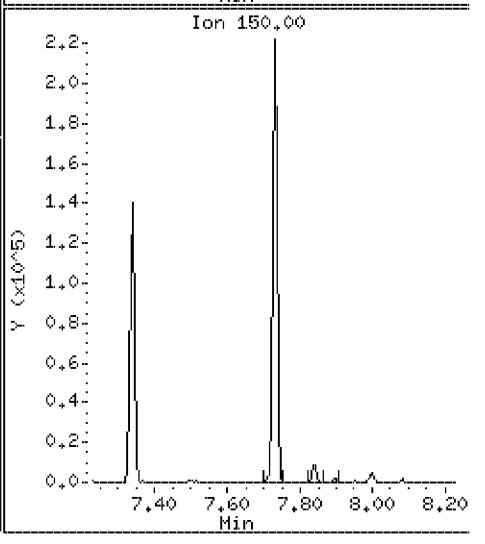

Data File: \\Svecd04\DD\chem\smsd03.i\S3042312.b\8270CAL5.D

Date : 23-APR-2012 11:10

Client ID: 8270CAL5

Instrument: smsd03.i

Sample Info: 45923

Purge Volume: 1000.0

Operator: PEL

Column phase: HPMS-5

Column diameter: 0.25

81 Fluorene

Concentration: 63.7 ug/l

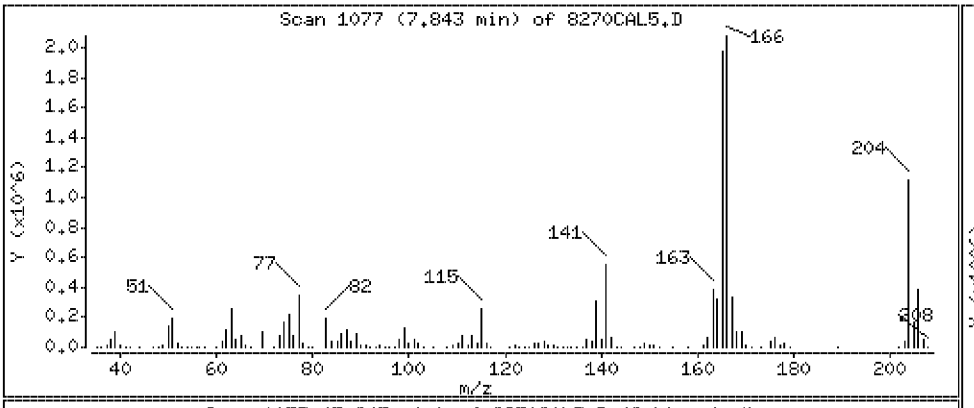

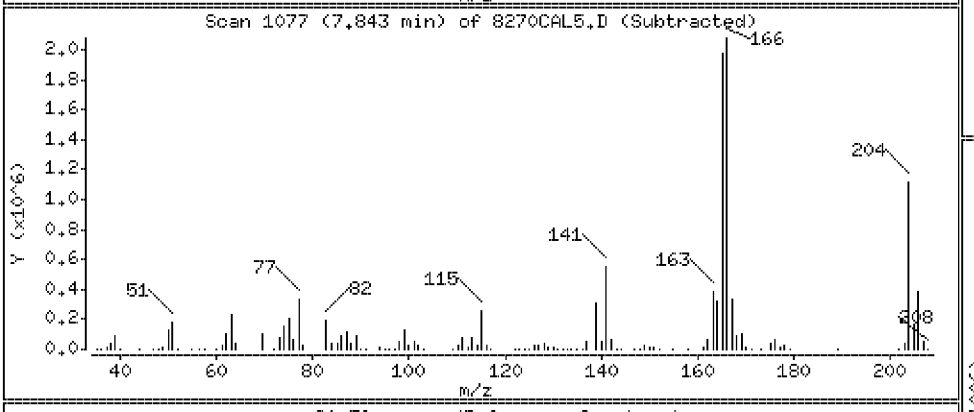

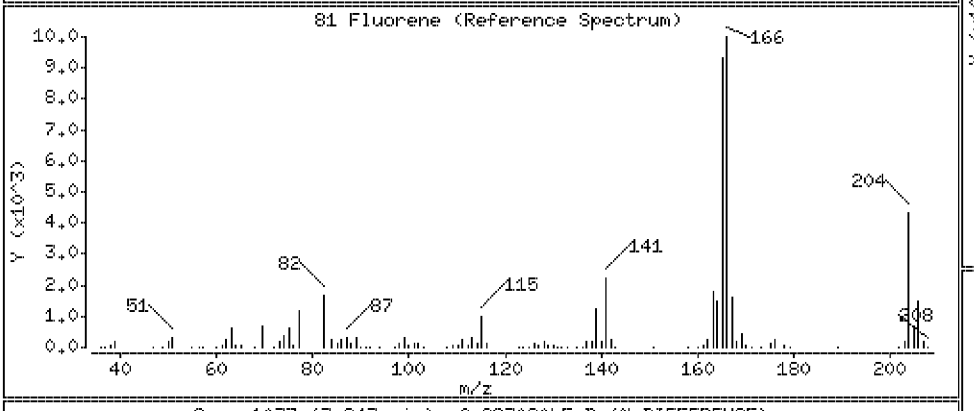

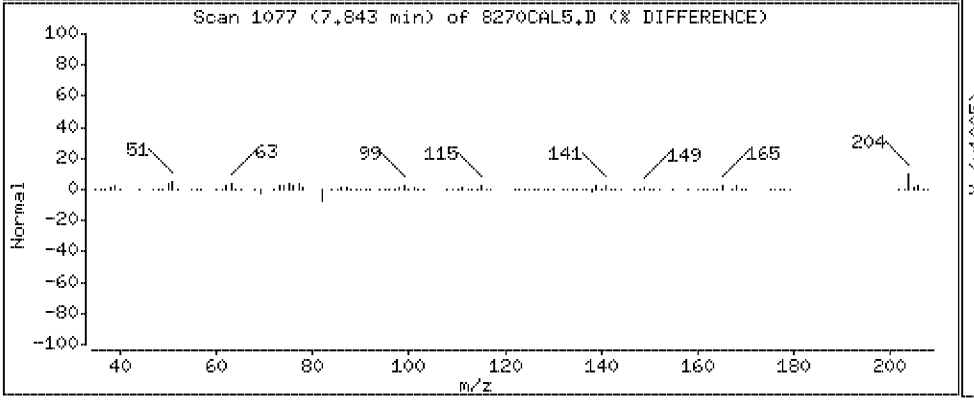

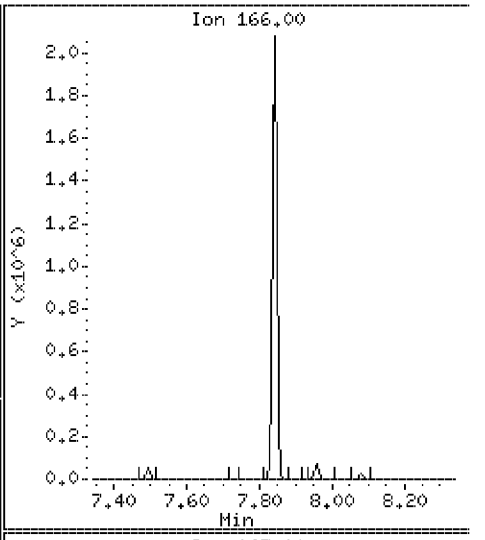

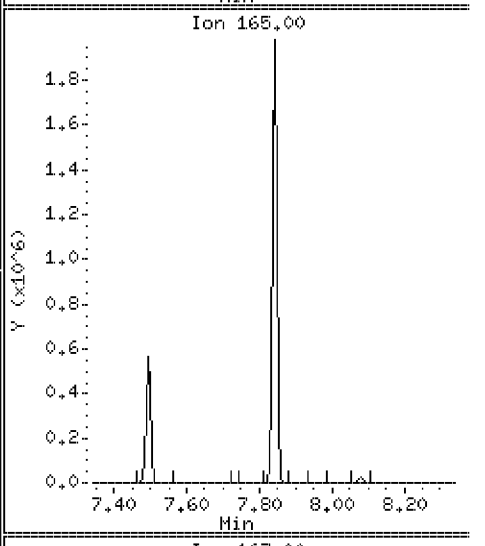

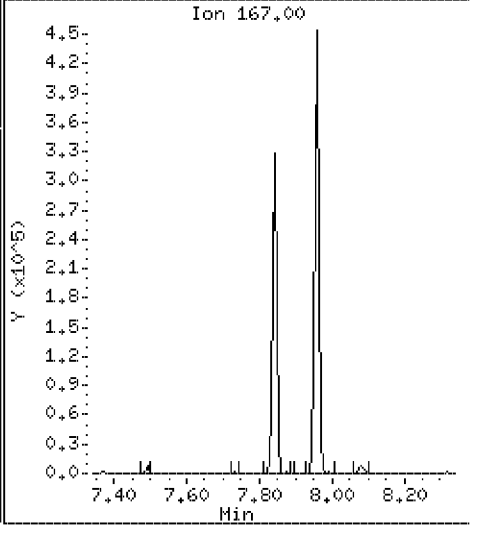

Data File: \\Svecd04\DD\chem\smsd03.i\S3042312.b\8270CAL5.D

Date : 23-APR-2012 11:10

Client ID: 8270CAL5

Instrument: smsd03.i

Sample Info: 45923

Purge Volume: 1000.0

Operator: PEL

Column phase: HPMS-5

Column diameter: 0.25

82 4-Chlorophenyl-phenylether

Concentration: 64.4 ug/l

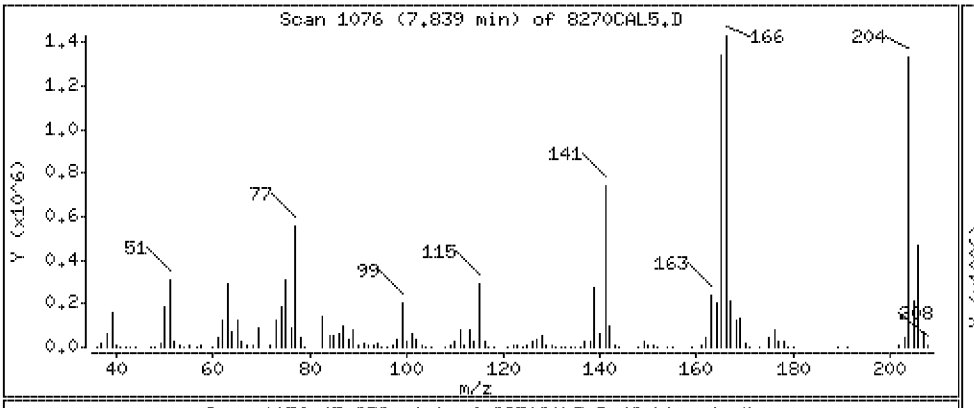

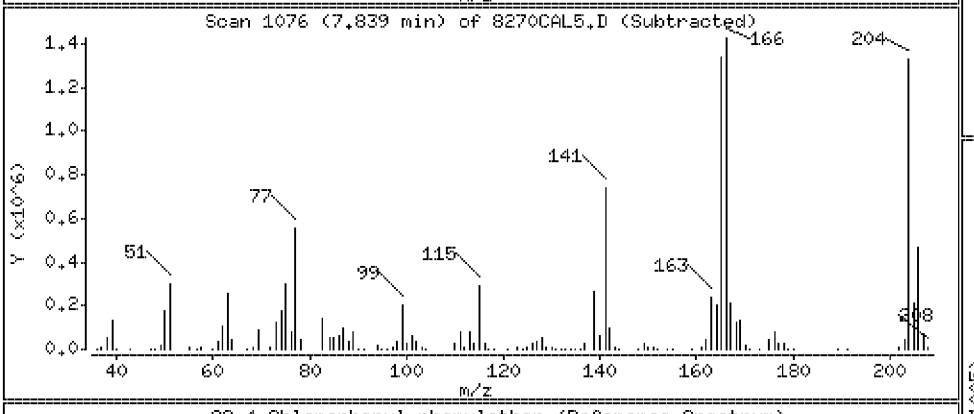

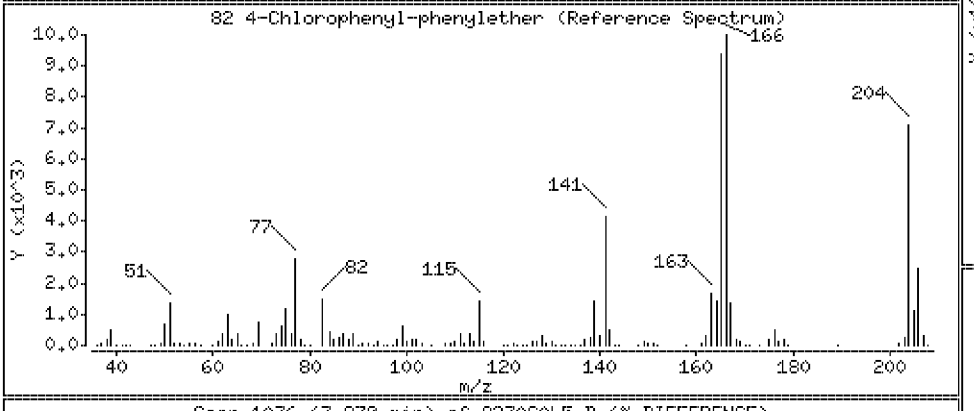

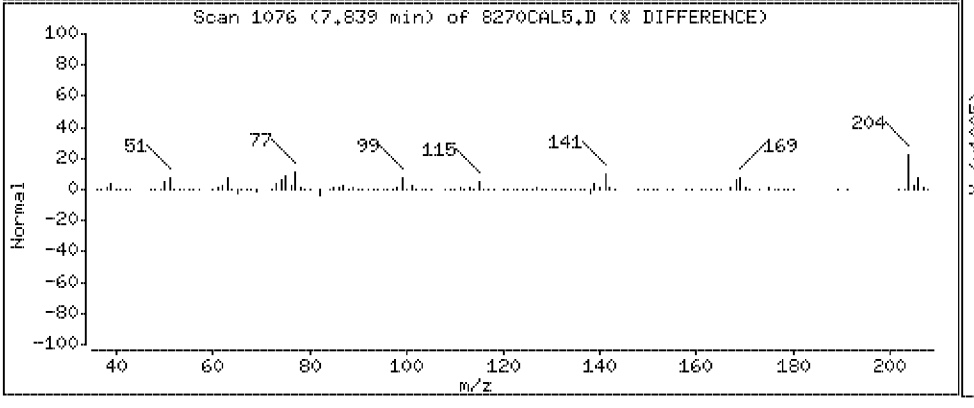

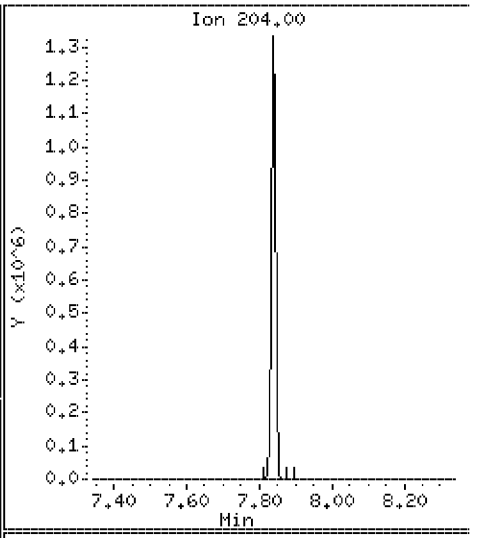

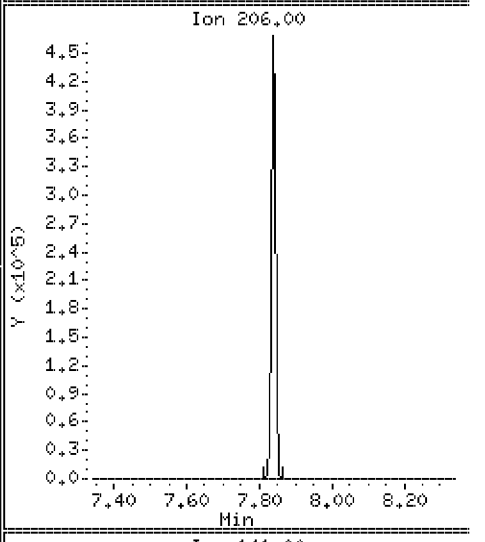

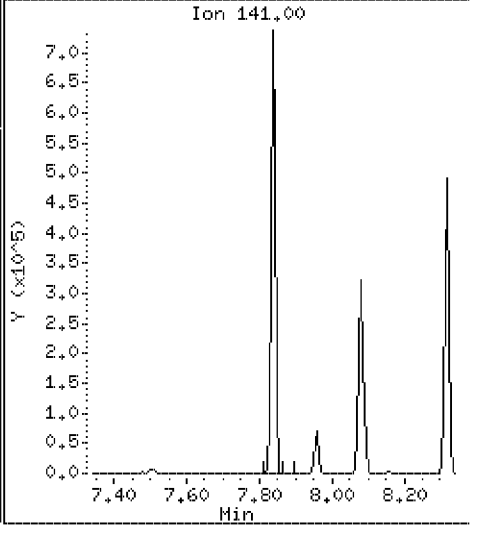

Data File: \\Svecd04\DD\chem\smsd03.i\S3042312.b\8270CAL5.D

Date : 23-APR-2012 11:10

Client ID: 8270CAL5 Instrument: smsd03.i

Sample Info: 45923

Purge Volume: 1000.0 Operator: PEL

Column phase: HPMS-5 Column diameter: 0.25

84 4-Nitroaniline Concentration: 60.9 ug/l

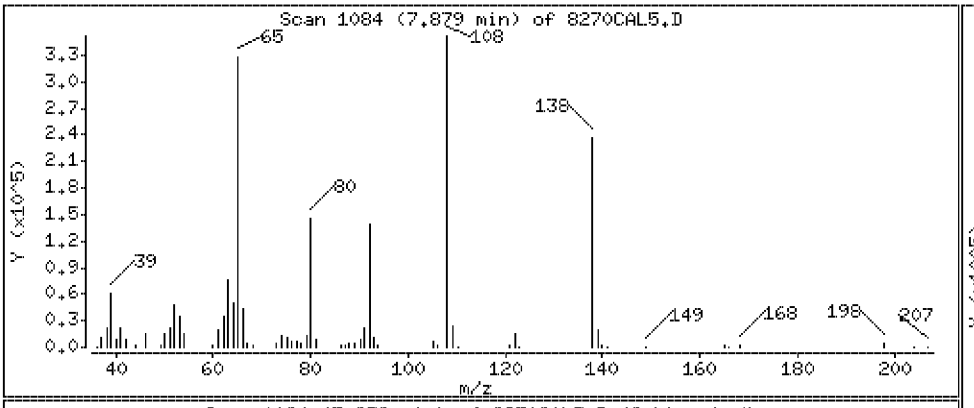

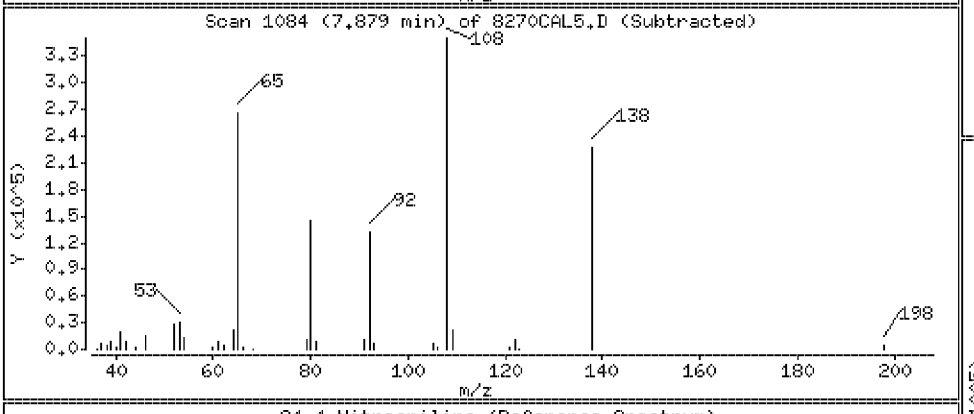

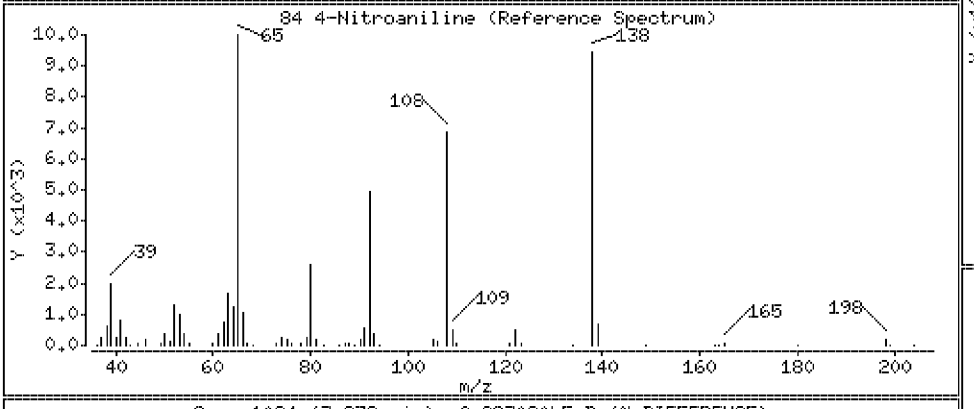

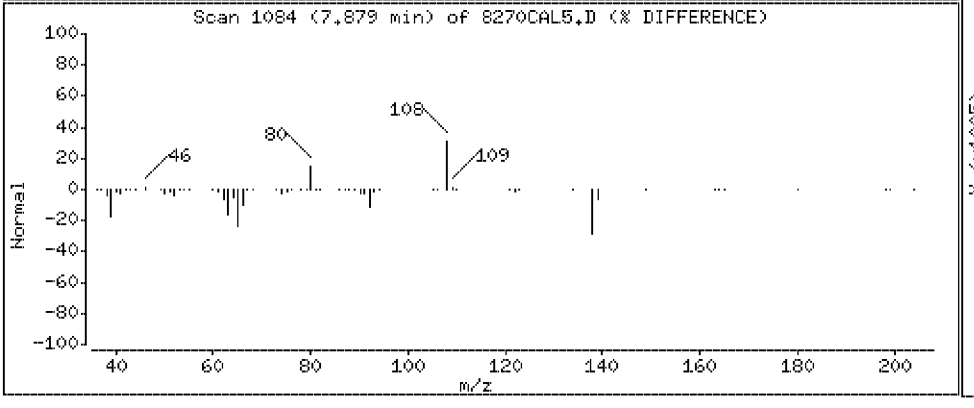

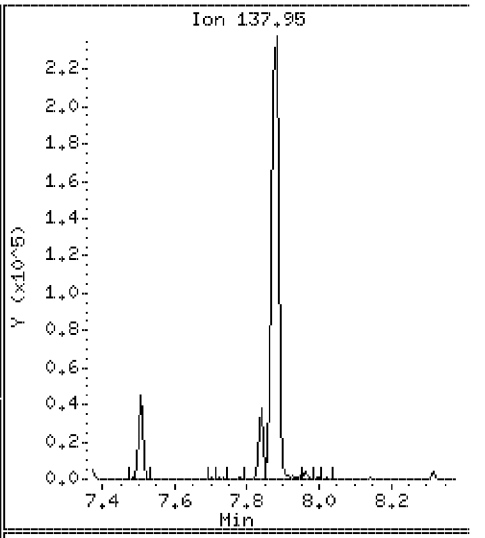

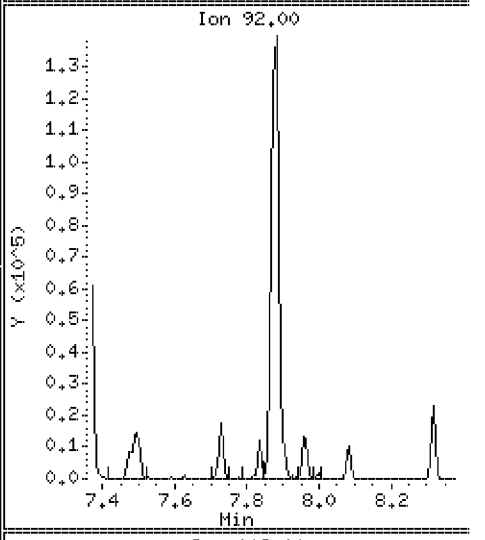

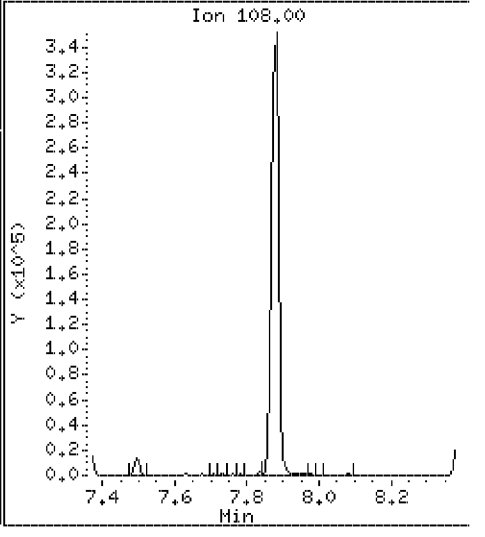

Data File: \\Svecd04\DD\chem\smsd03.i\S3042312.b\8270CAL5.D

Date : 23-APR-2012 11:10

Client ID: 8270CAL5

Instrument: smsd03.i

Sample Info: 45923

Purge Volume: 1000.0

Operator: PEL

Column phase: HPMS-5

Column diameter: 0.25

85 4,6-Dinitro-2-methylphenol

Concentration: 58.7 ug/l

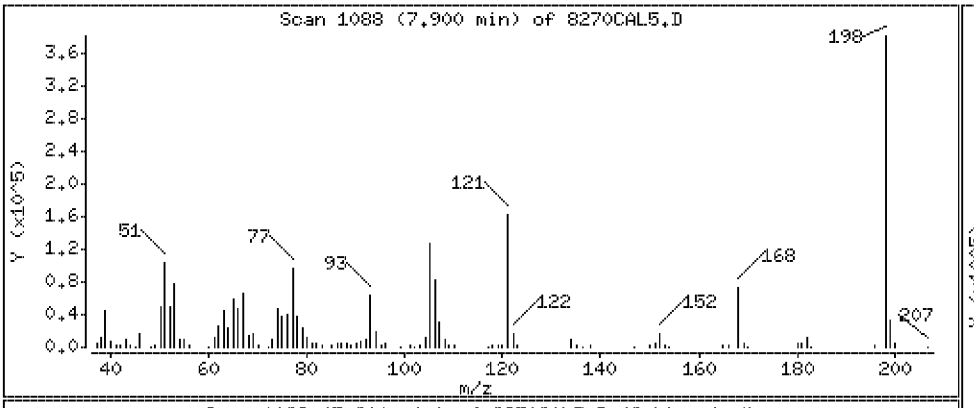

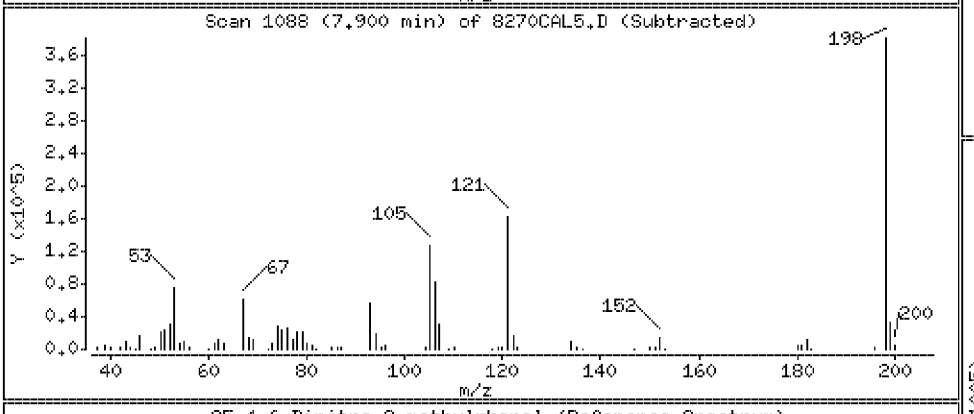

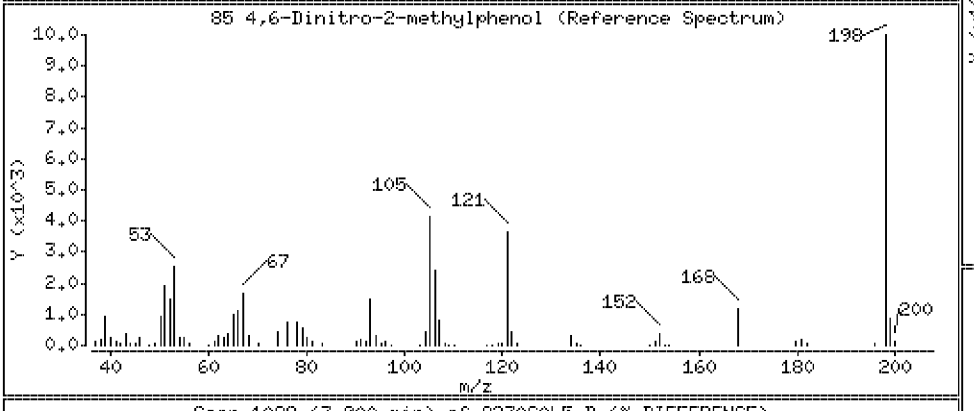

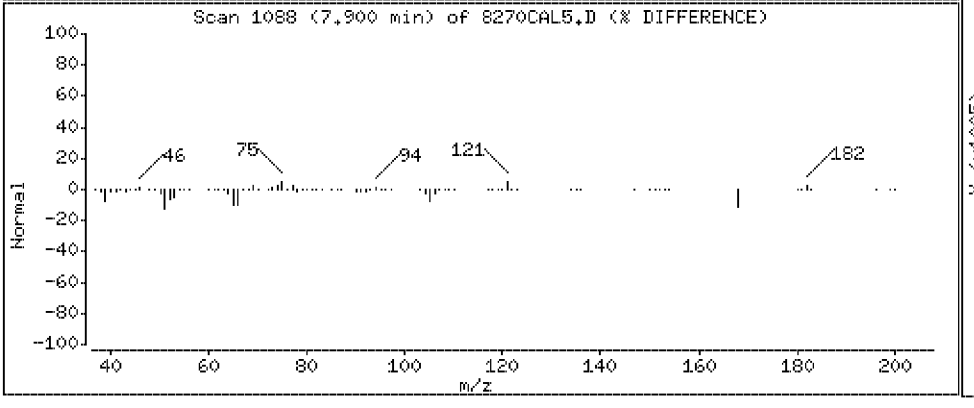

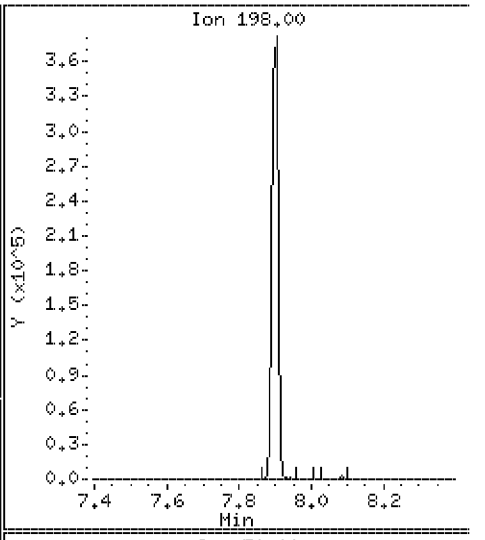

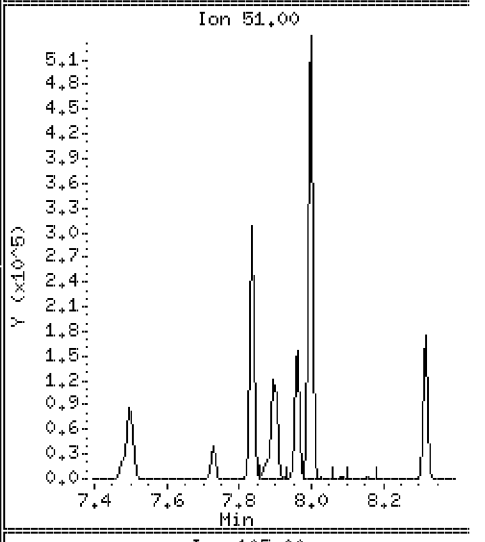

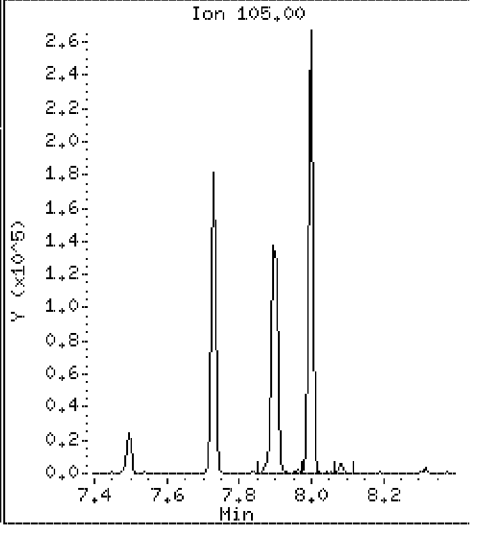

Data File: \\Svecd04\DD\chem\smsd03.i\S3042312.b\8270CAL5.D

Date : 23-APR-2012 11:10

Client ID: 8270CAL5

Instrument: smsd03.i

Sample Info: 45923

Purge Volume: 1000.0

Operator: PEL

Column phase: HPMS-5

Column diameter: 0.25

86 N-Nitrosodiphenylamine

Concentration: 60.0 ug/l

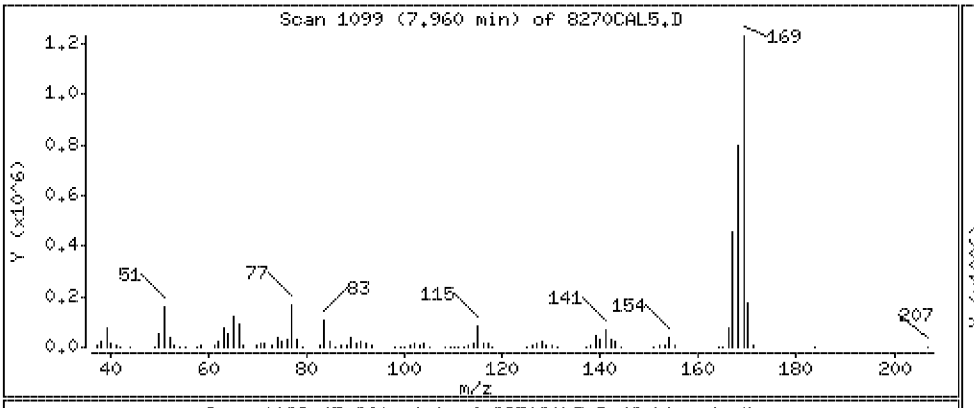

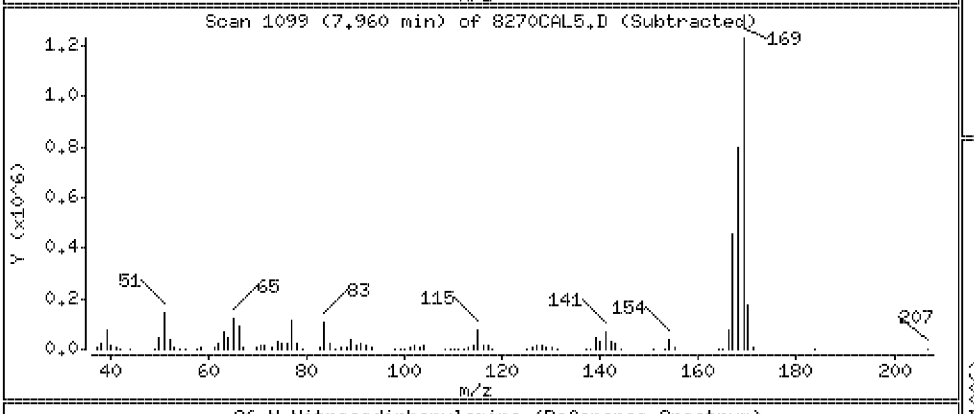

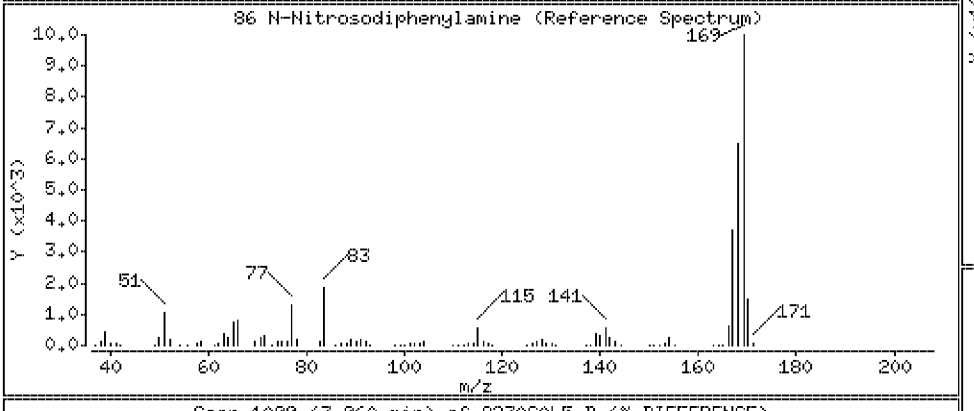

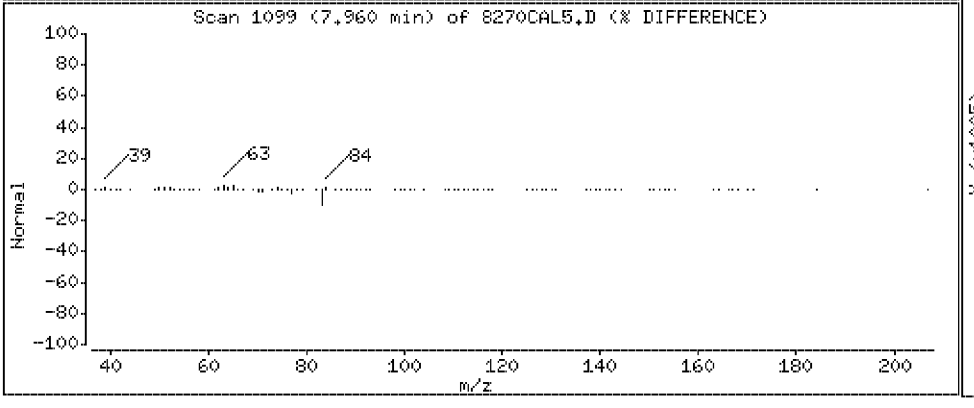

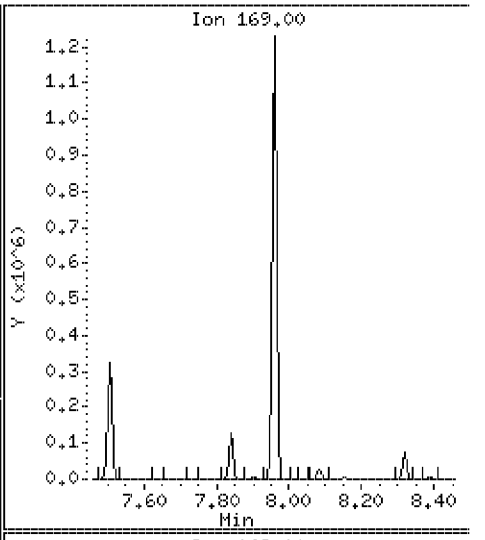

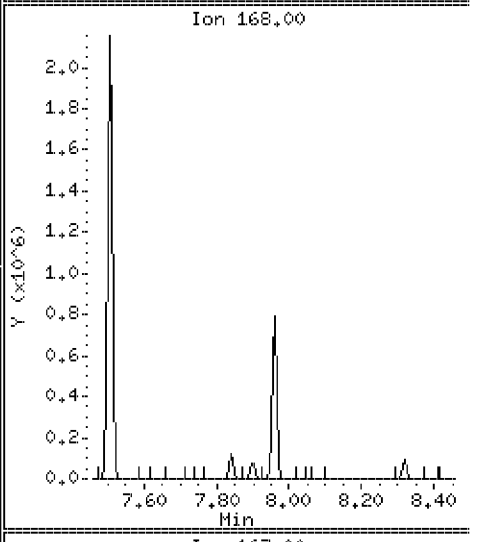

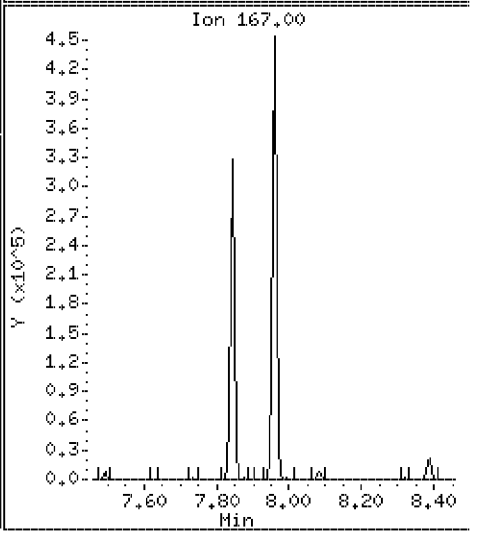

Data File: \\Svecd04\DD\chem\smsd03.i\S3042312.b\8270CAL5.D

Date : 23-APR-2012 11:10

Client ID: 8270CAL5

Instrument: smsd03.i

Sample Info: 45923

Purge Volume: 1000.0

Operator: PEL

Column phase: HPMS-5

Column diameter: 0.25

87 1,2-Diphenylhydrazine

Concentration: 60.6 ug/l

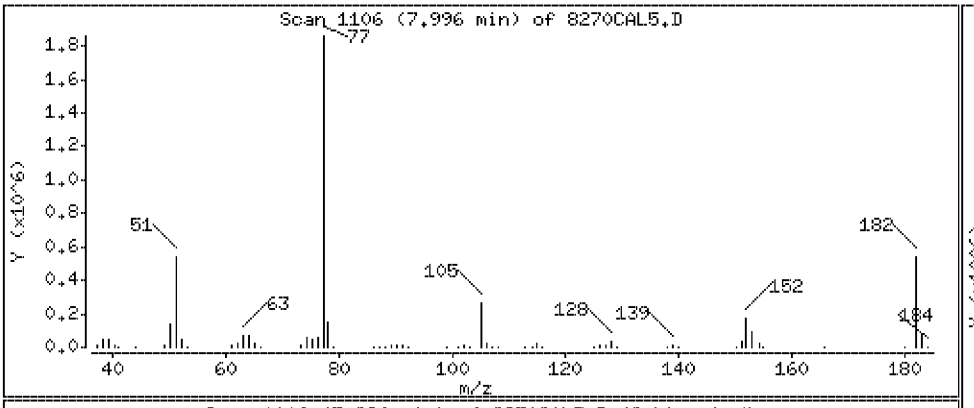

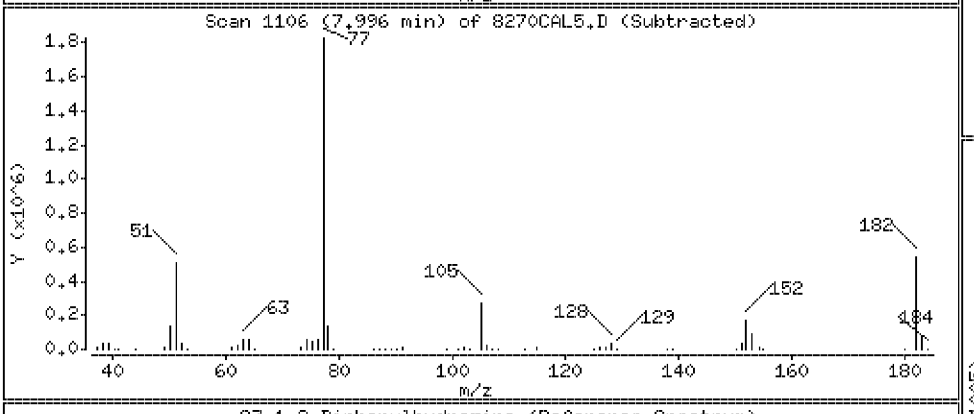

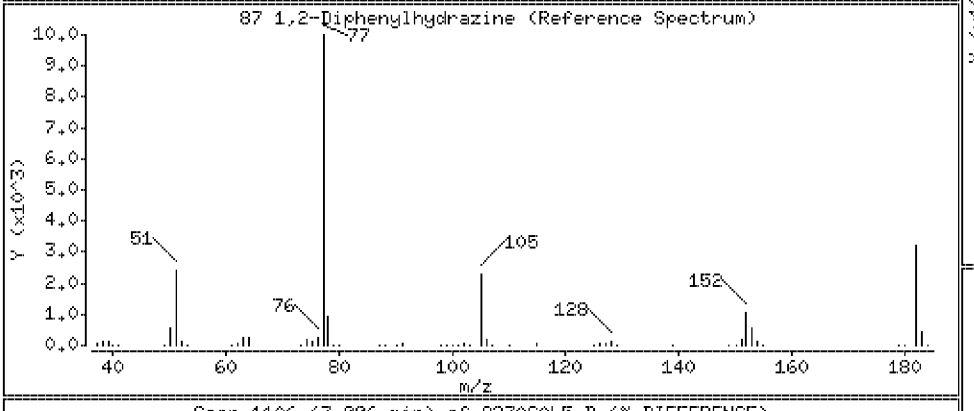

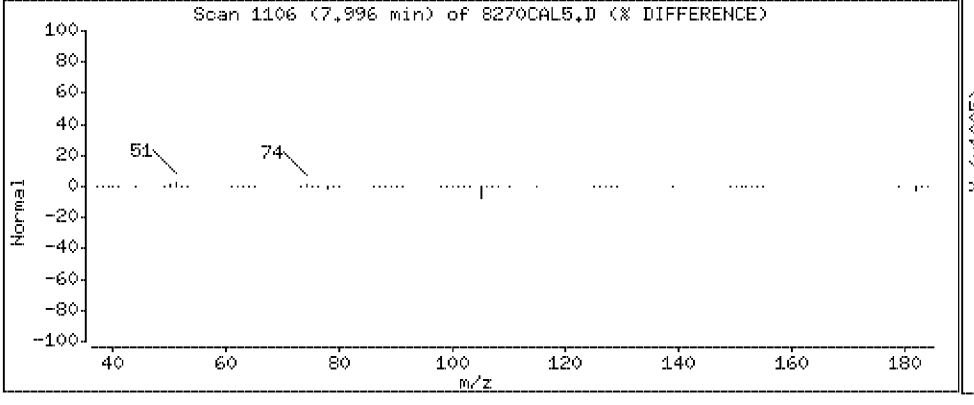

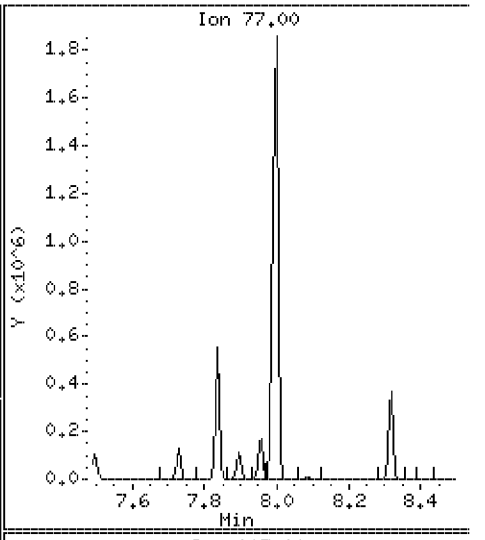

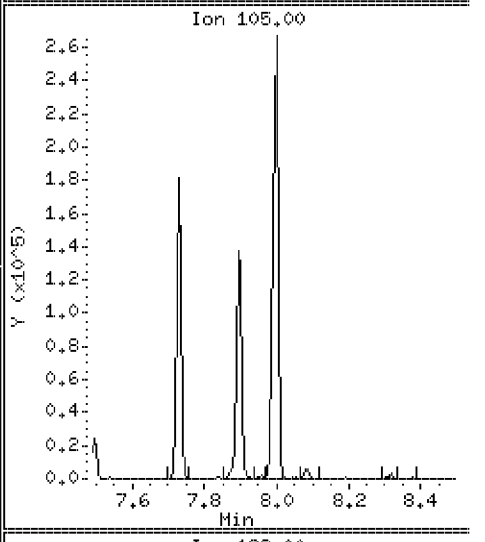

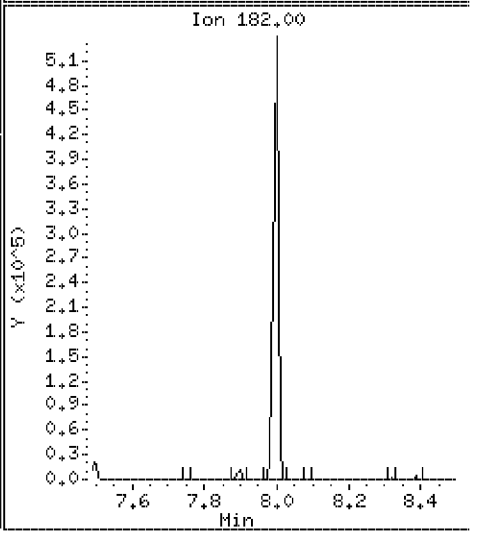

Data File: \\Svecd04\DD\chem\smsd03.i\S3042312.b\8270CAL5.D

Date : 23-APR-2012 11:10

Client ID: 8270CAL5 Instrument: smsd03.i

Sample Info: 45923

Purge Volume: 1000.0 Operator: PEL

Column phase: HPMS-5 Column diameter: 0.25

93 4-Bromophenylphenylether Concentration: 61.2 ug/l

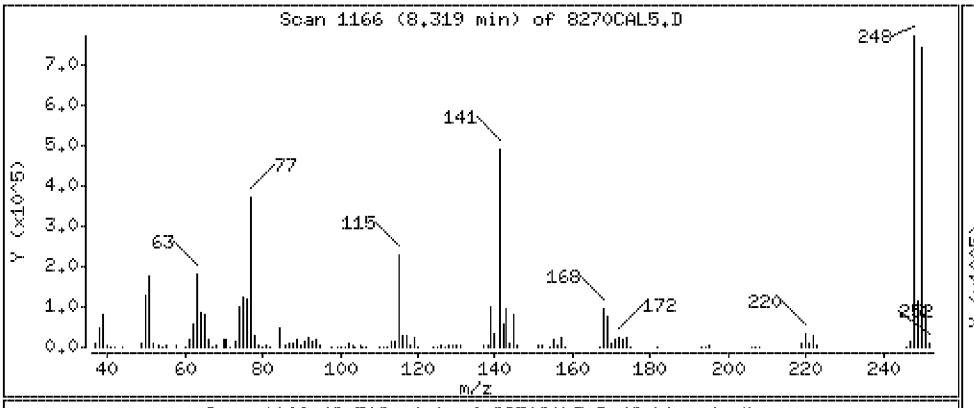

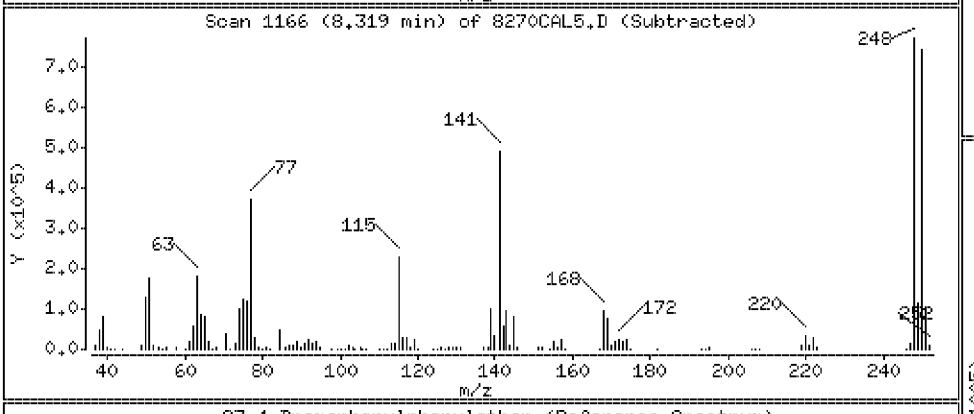

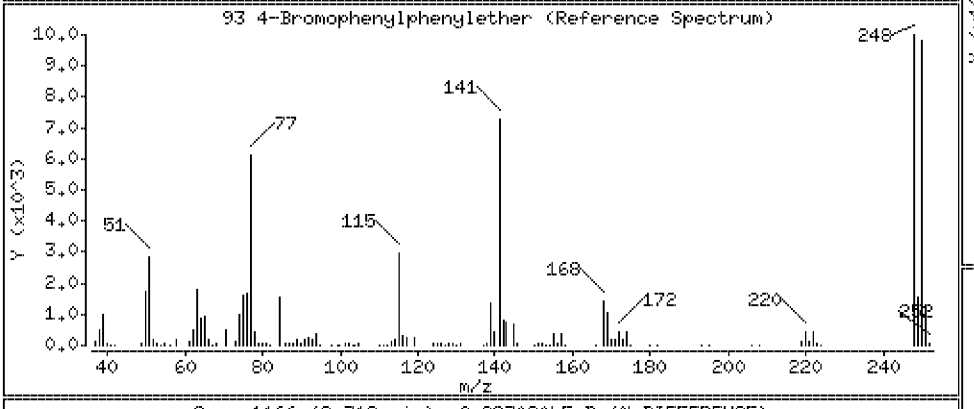

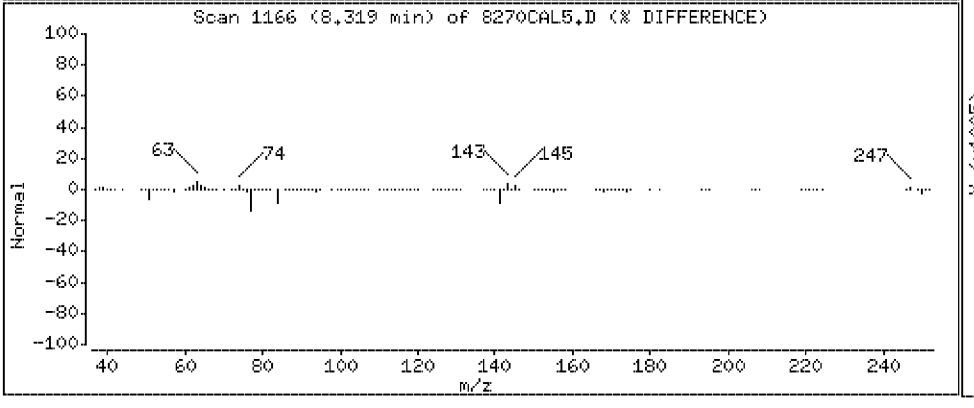

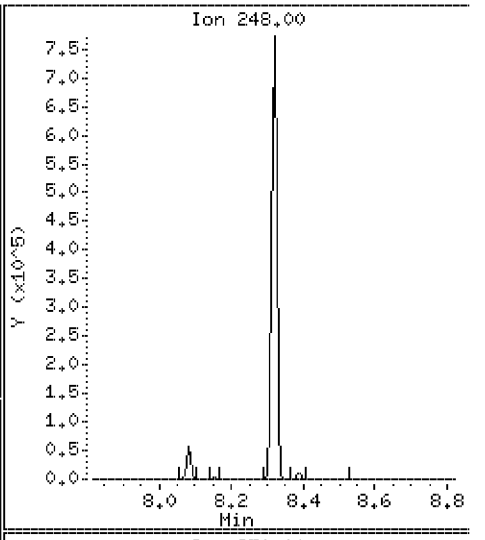

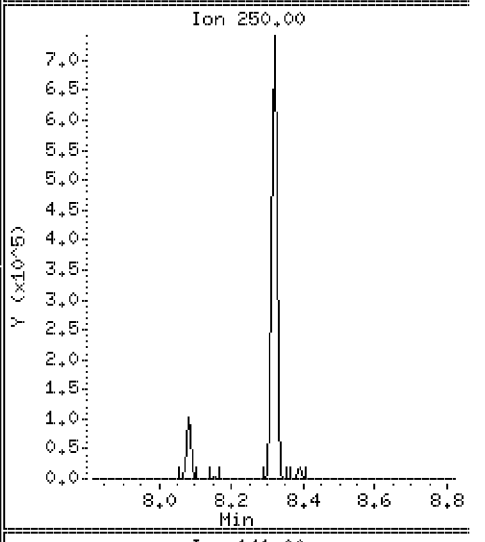

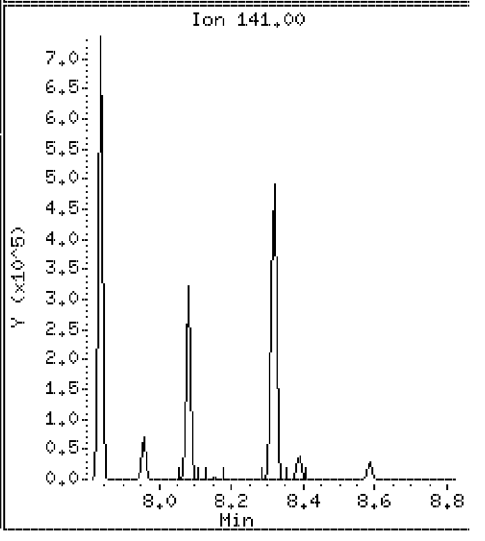

Data File: \\Svecd04\DD\chem\smsd03.i\S3042312.b\8270CAL5.D

Date : 23-APR-2012 11:10

Client ID: 8270CAL5

Instrument: smsd03.i

Sample Info: 45923

Purge Volume: 1000.0

Operator: PEL

Column phase: HPMS-5

Column diameter: 0.25

94 Hexachlorobenzene

Concentration: 62.1 ug/l

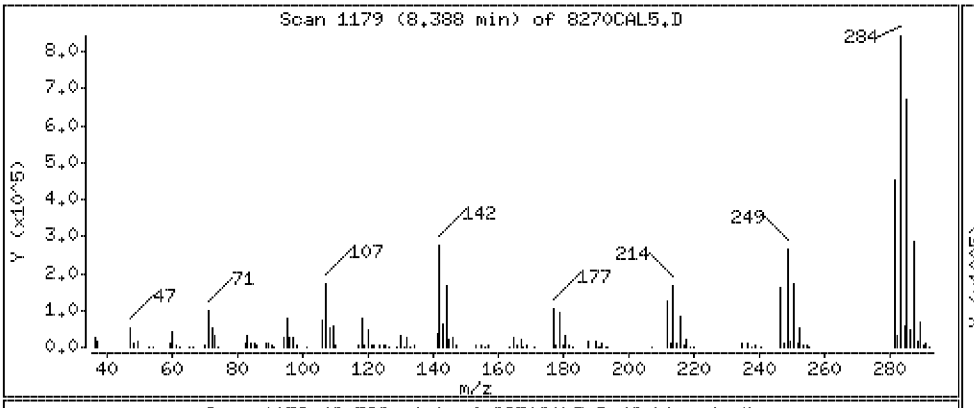

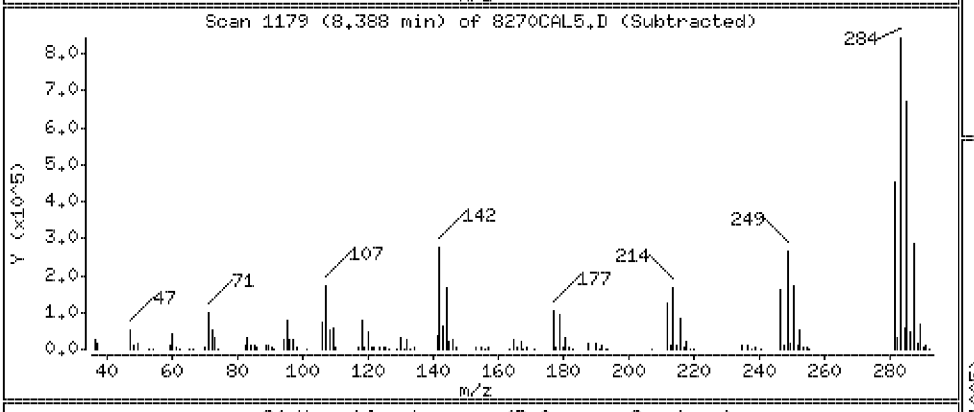

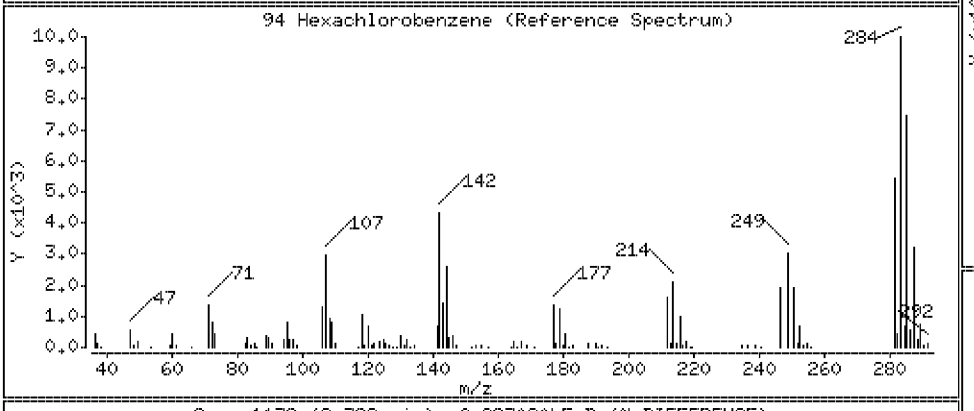

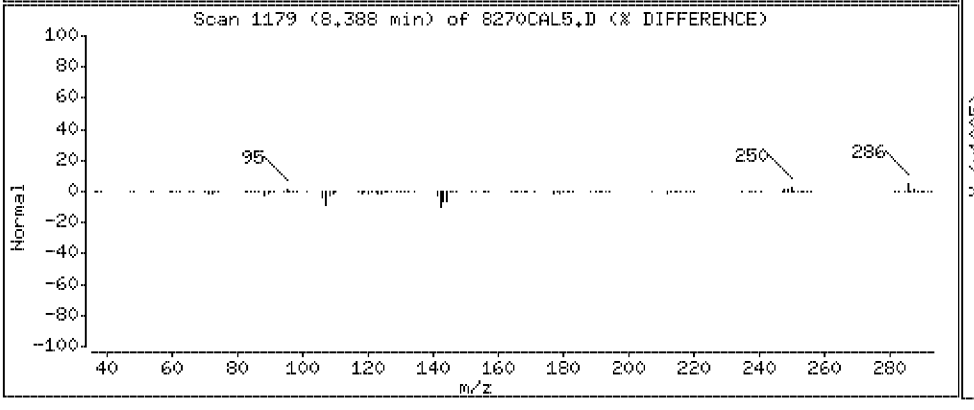

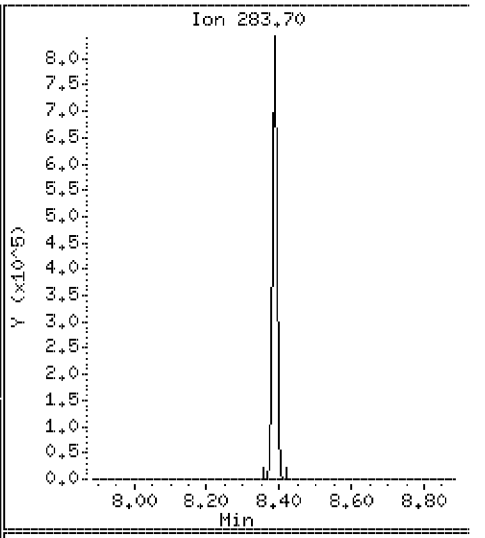

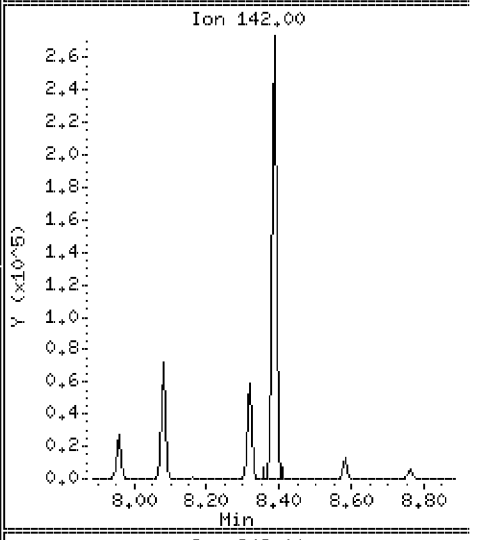

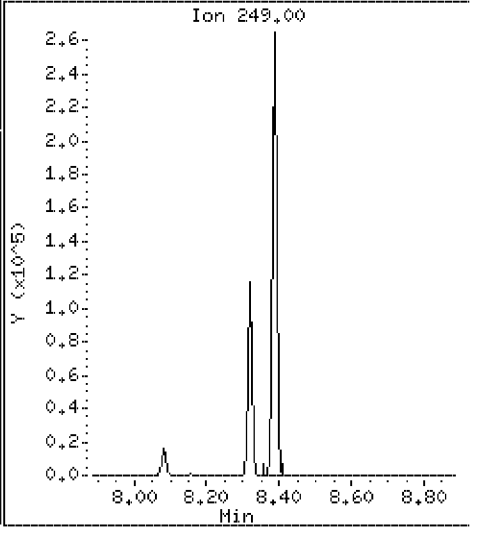

Data File: \\Svecd04\DD\chem\smsd03.i\S3042312.b\8270CAL5.D

Date : 23-APR-2012 11:10

Client ID: 8270CAL5 Instrument: smsd03.i

Sample Info: 45923

Purge Volume: 1000.0 Operator: PEL

Column phase: HPMS-5 Column diameter: 0.25

96 Pentachlorophenol Concentration: 63.7 ug/l

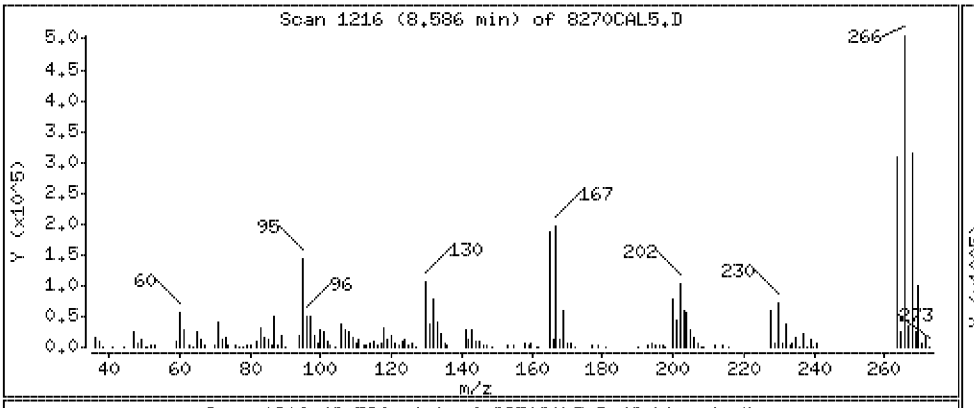

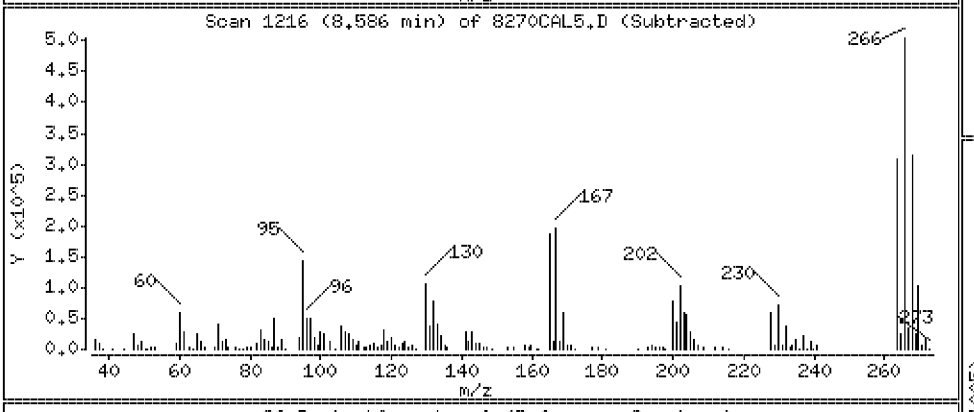

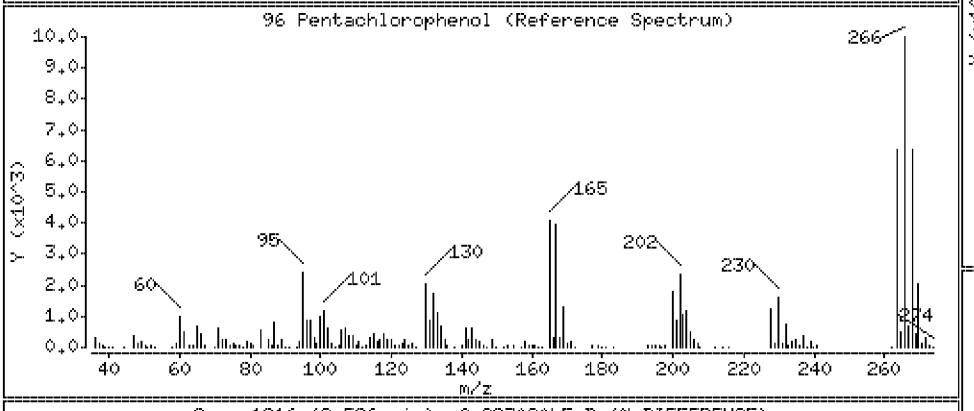

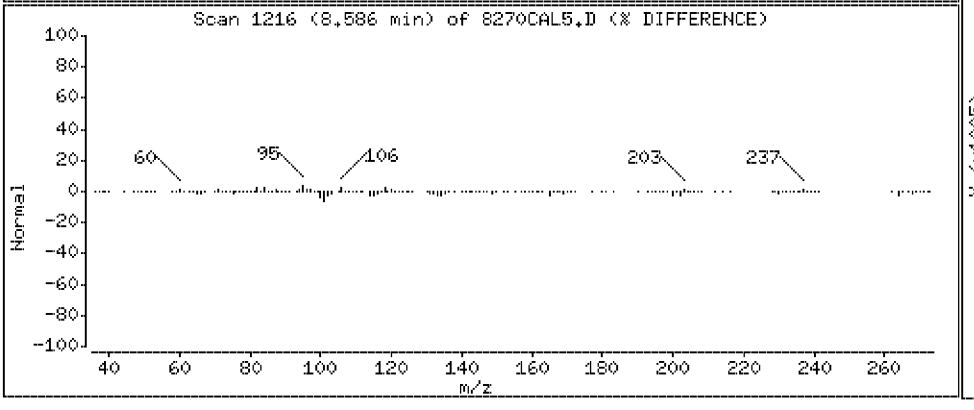

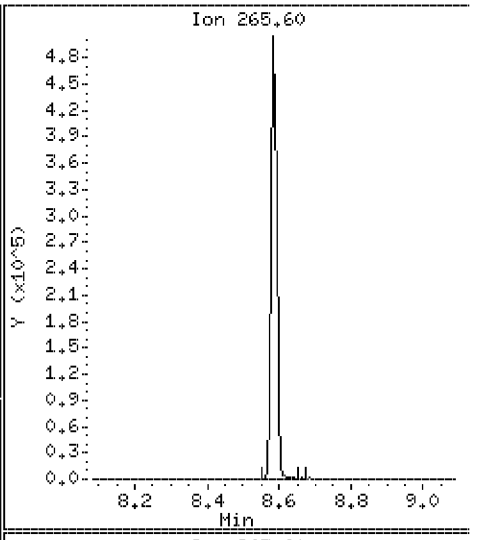

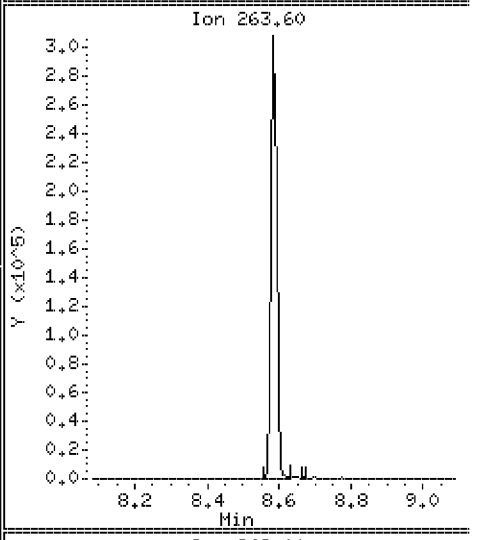

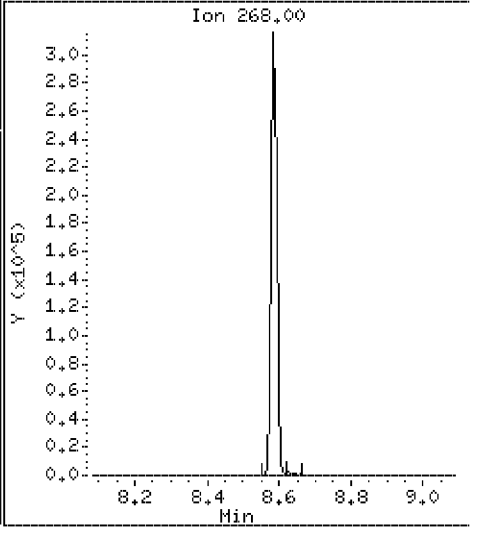

Data File: \\Svecd04\DD\chem\smsd03.i\S3042312.b\8270CAL5.D

Date : 23-APR-2012 11:10

Client ID: 8270CAL5 Instrument: smsd03.i

Sample Info: 45923

Purge Volume: 1000.0 Operator: PEL

Column phase: HPMS-5 Column diameter: 0.25

101 Phenanthrene Concentration: 60.4 ug/l

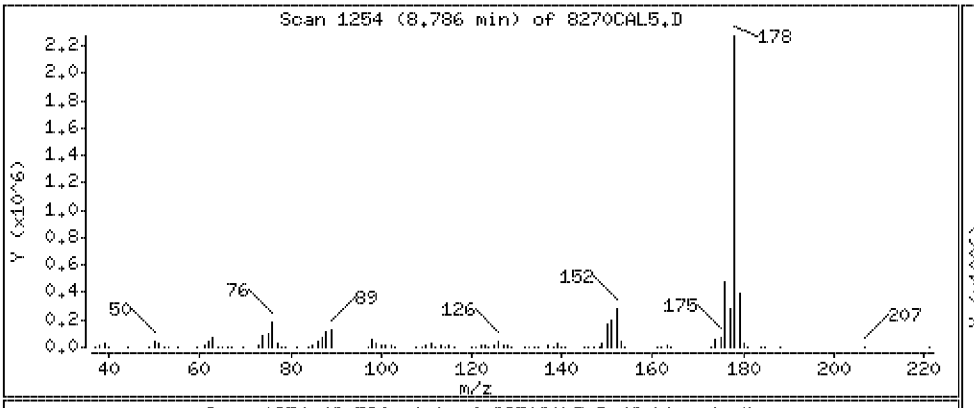

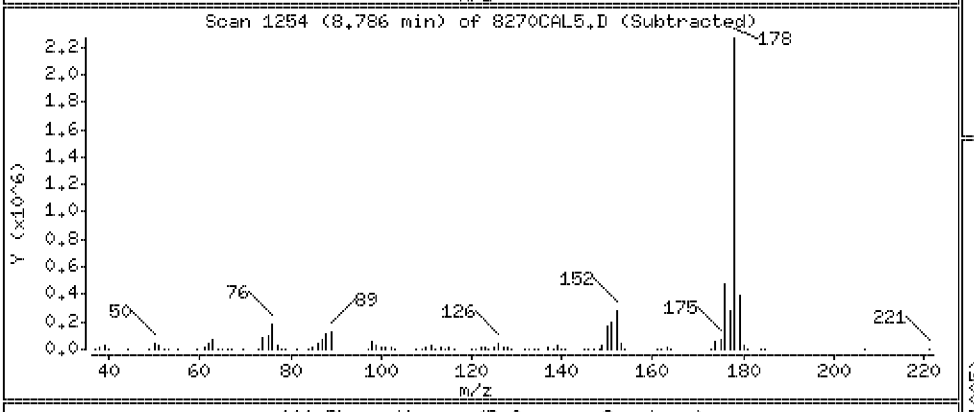

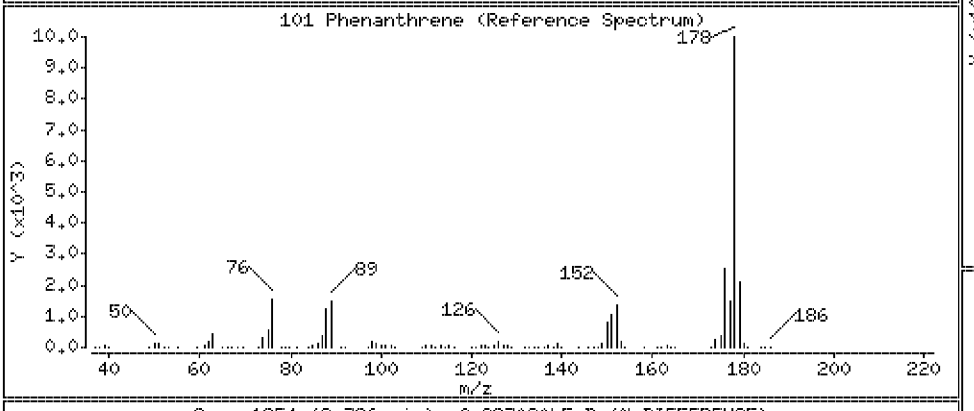

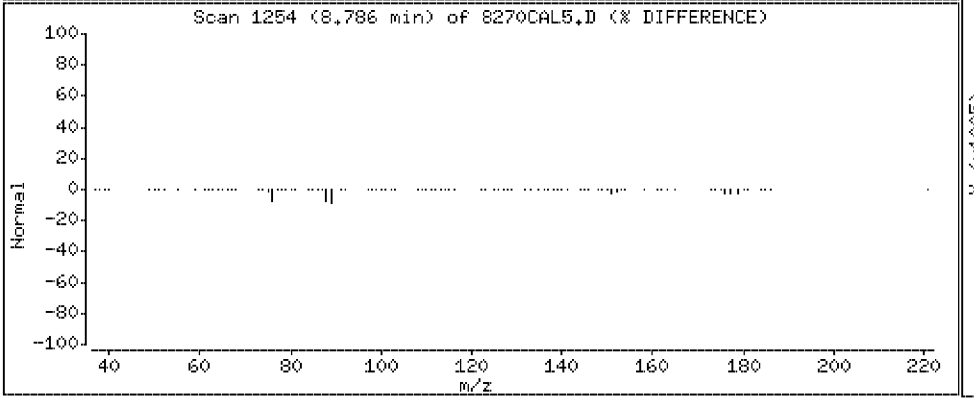

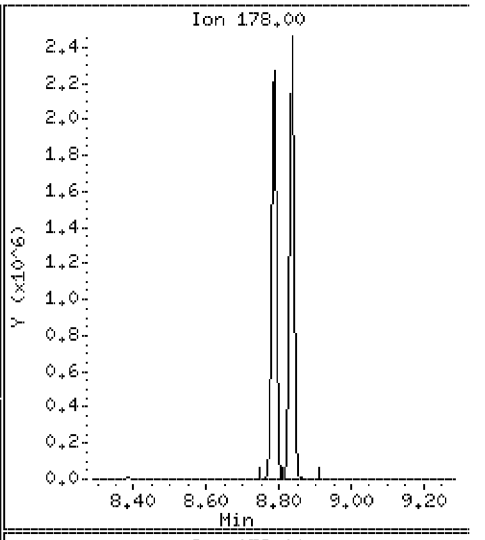

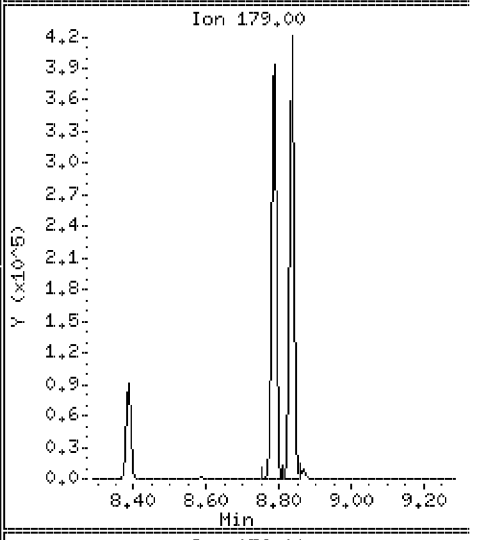

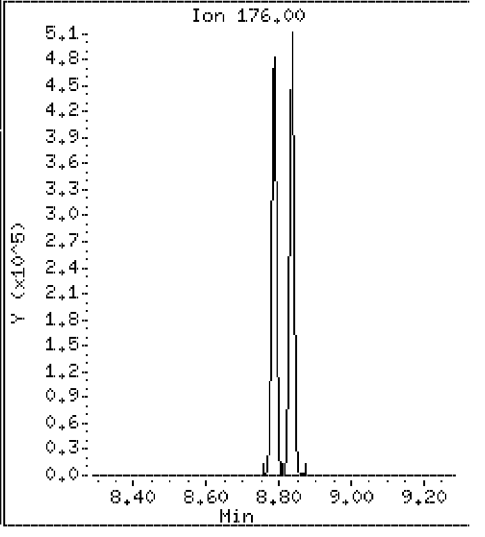

Data File: \\Svecd04\DD\chem\smsd03.i\S3042312.b\8270CAL5.D

Date : 23-APR-2012 11:10

Client ID: 8270CAL5 Instrument: smsd03.i

Sample Info: 45923

Purge Volume: 1000.0 Operator: PEL

Column phase: HPMS-5 Column diameter: 0.25

103 Anthracene Concentration: 61.8 ug/l

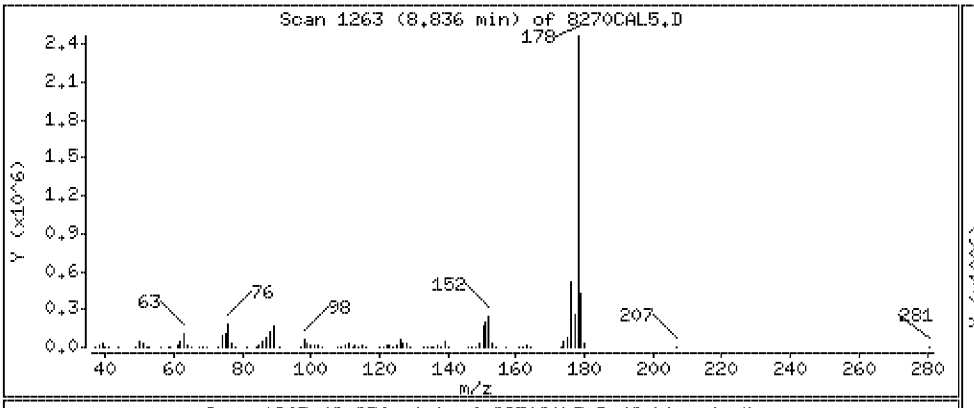

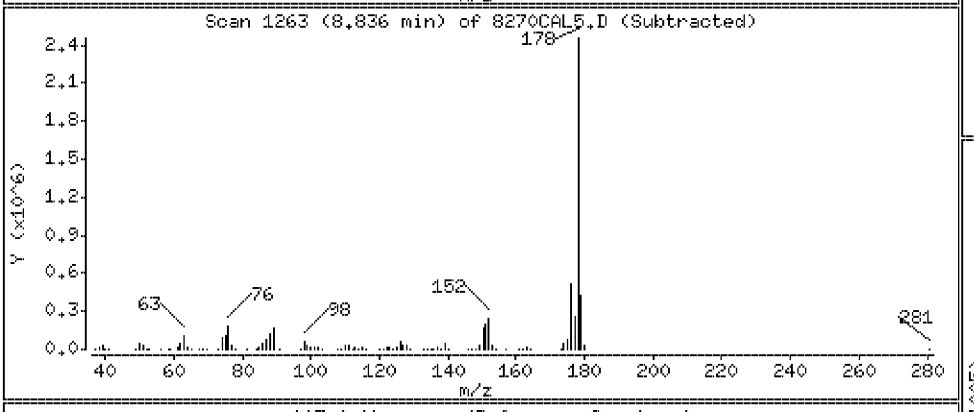

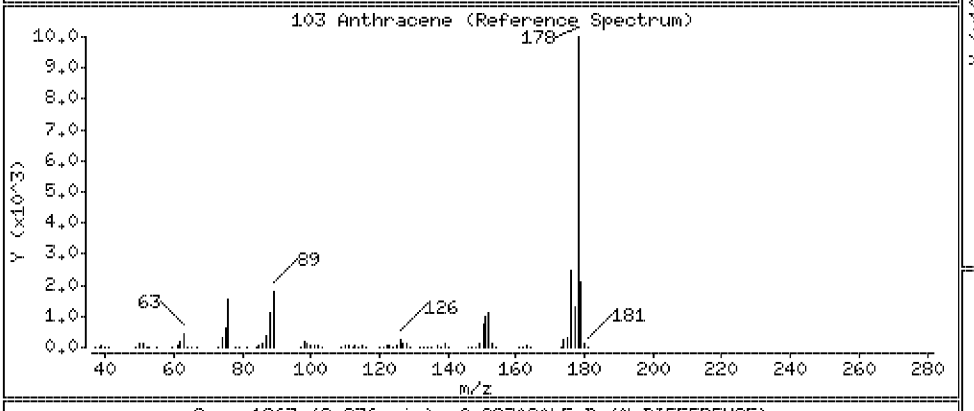

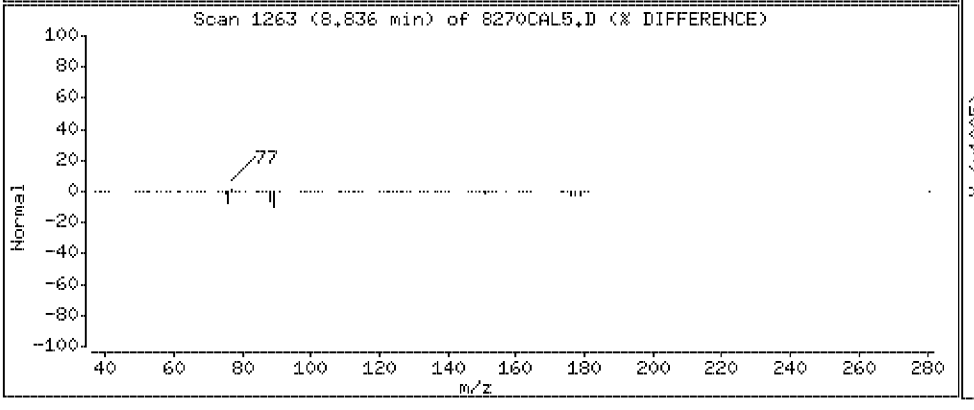

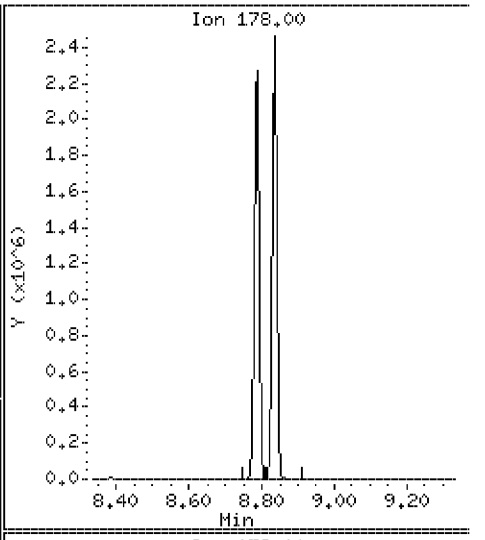

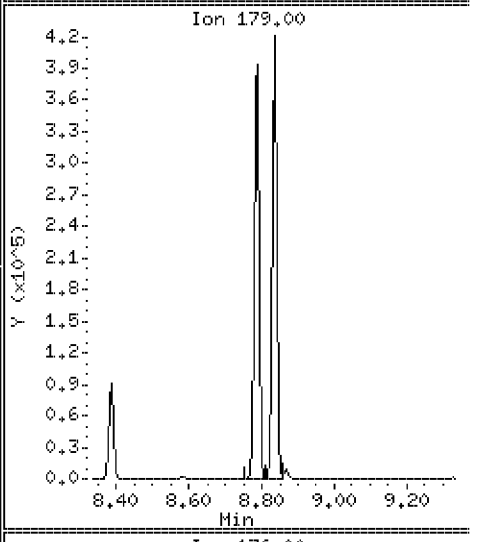

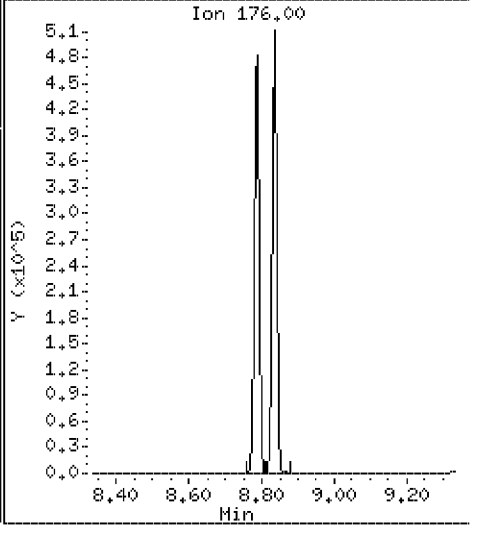

Data File: \\Svecd04\DD\chem\smsd03.i\S3042312.b\8270CAL5.D

Date : 23-APR-2012 11:10

Client ID: 8270CAL5

Instrument: smsd03.i

Sample Info: 45923

Purge Volume: 1000.0

Operator: PEL

Column phase: HPMS-5

Column diameter: 0.25

104 Carbazole

Concentration: 59.5 ug/l

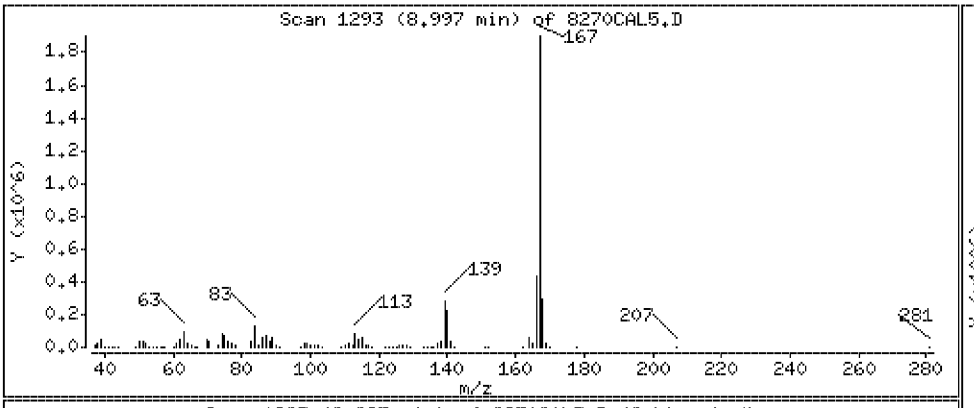

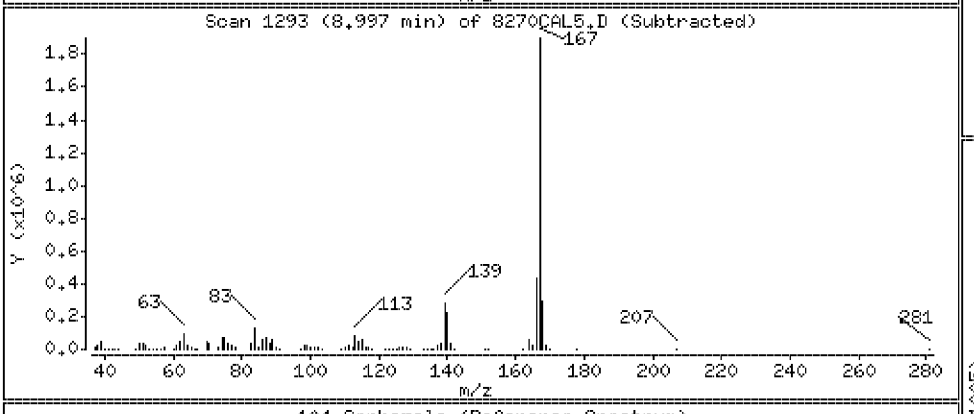

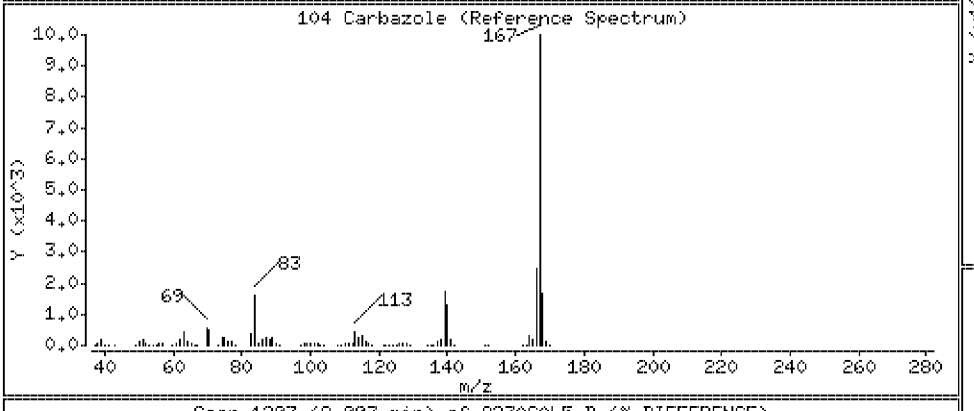

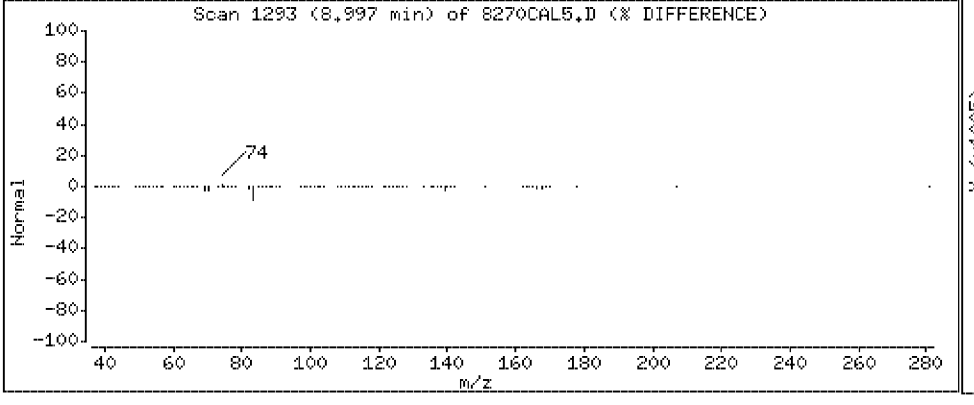

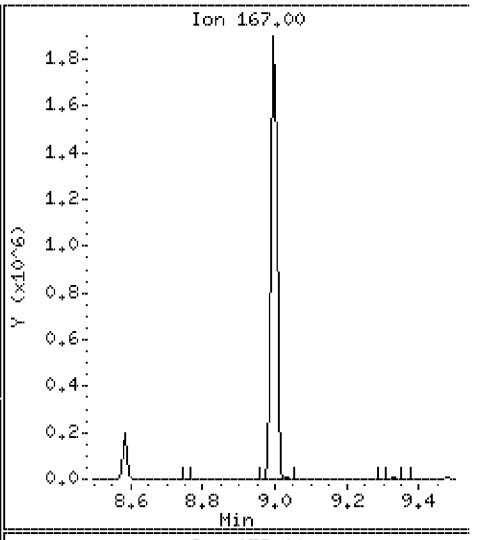

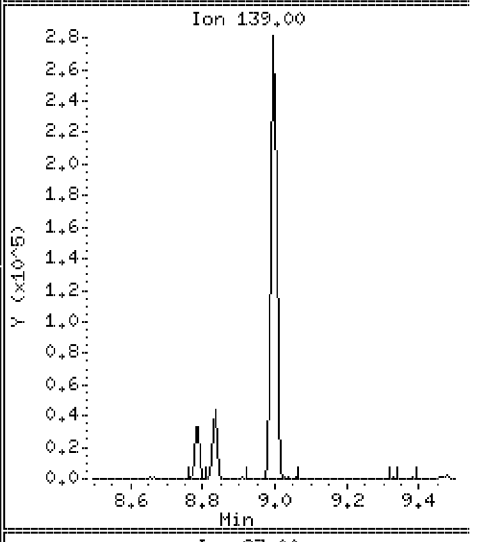

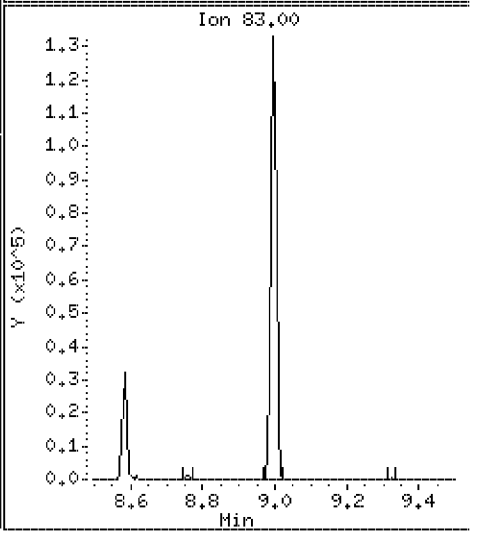

Data File: \\Svecd04\DD\chem\smsd03.i\S3042312.b\8270CAL5.D

Date : 23-APR-2012 11:10

Client ID: 8270CAL5

Instrument: smsd03.i

Sample Info: 45923

Purge Volume: 1000.0

Operator: PEL

Column phase: HPMS-5

Column diameter: 0.25

105 Di-n-butylphthalate

Concentration: 61.8 ug/l

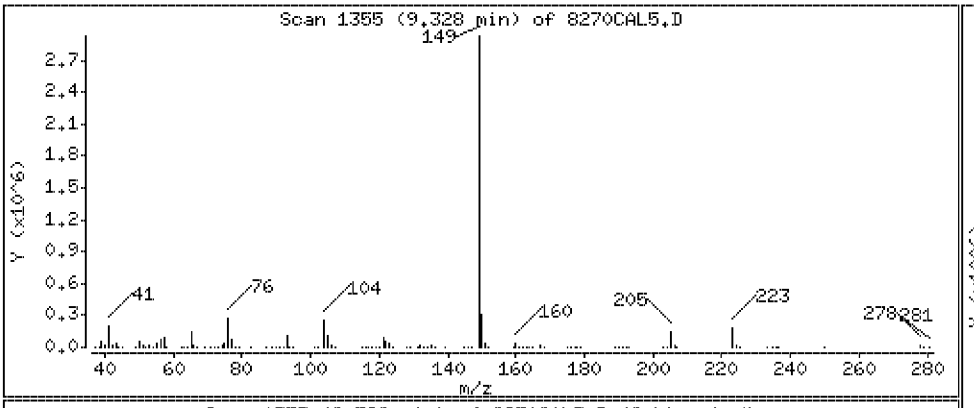

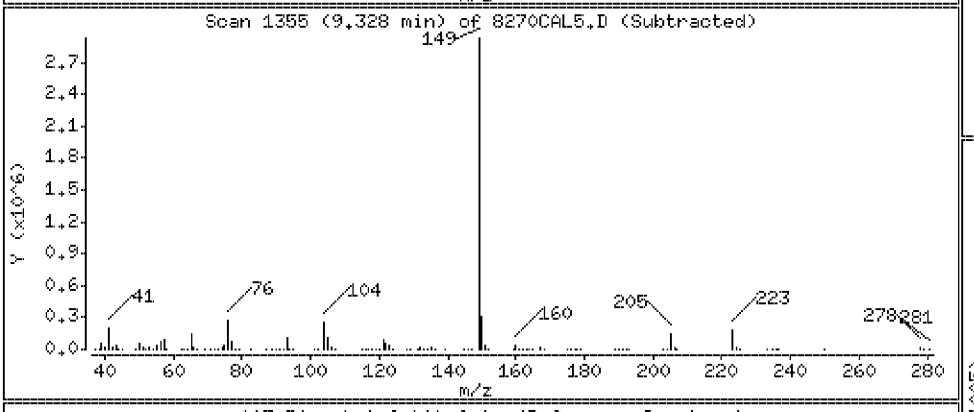

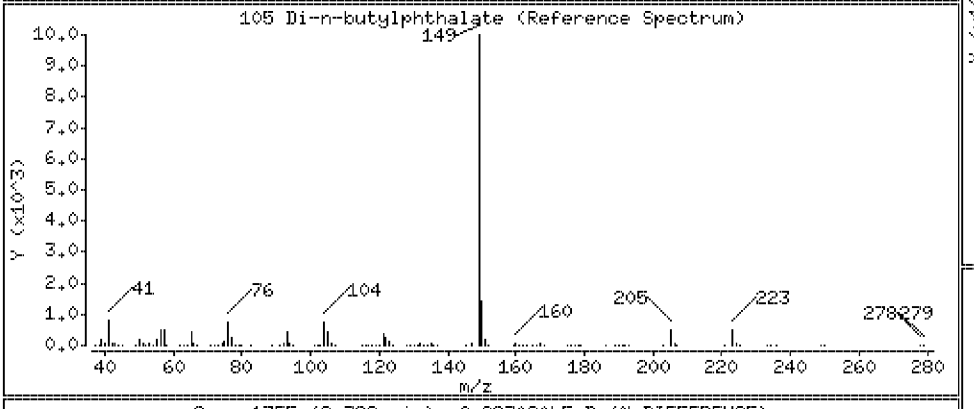

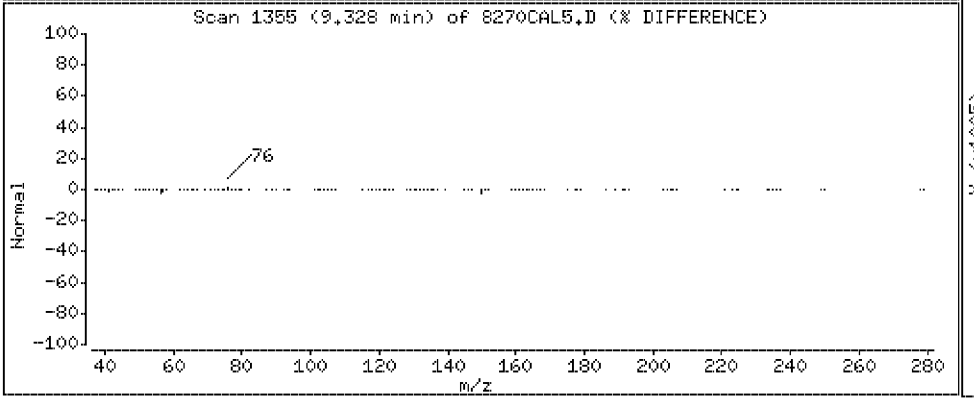

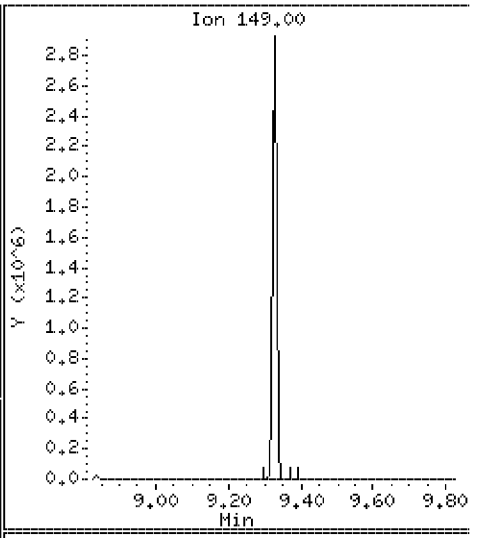

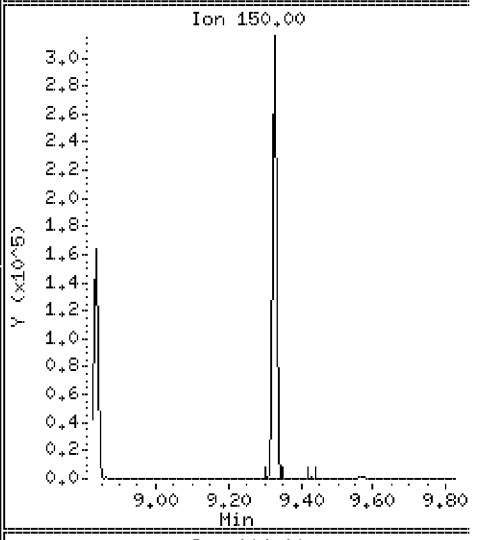

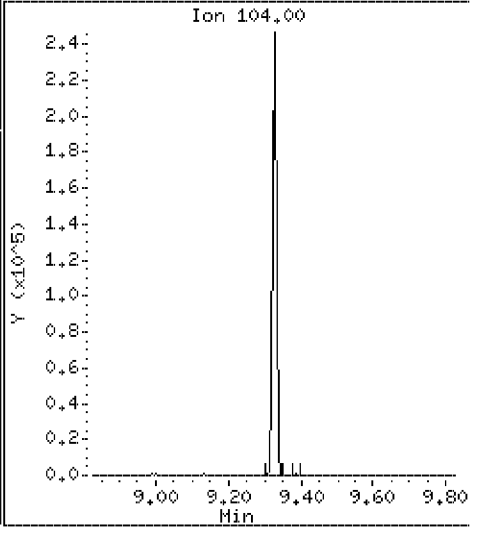

Data File: \\Svecd04\DD\chem\smsd03.i\S3042312.b\8270CAL5.D

Date : 23-APR-2012 11:10

Client ID: 8270CAL5 Instrument: smsd03.i

Sample Info: 45923

Purge Volume: 1000.0 Operator: PEL

Column phase: HPMS-5 Column diameter: 0.25

109 Fluoranthene Concentration: 59.6 ug/l

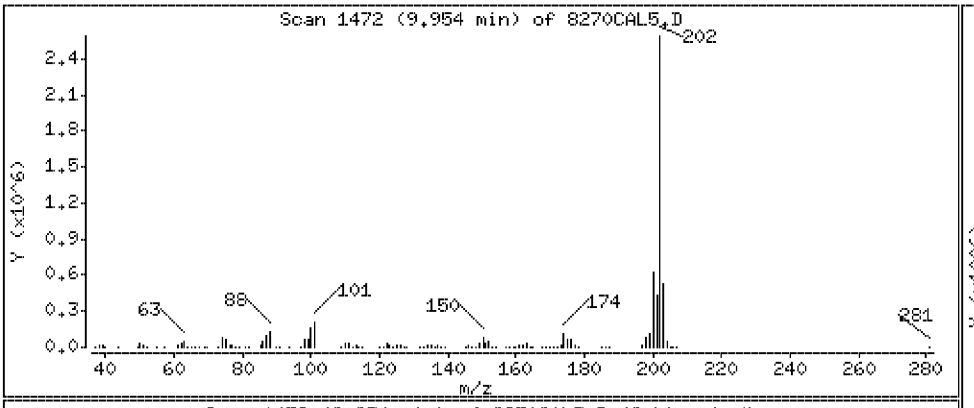

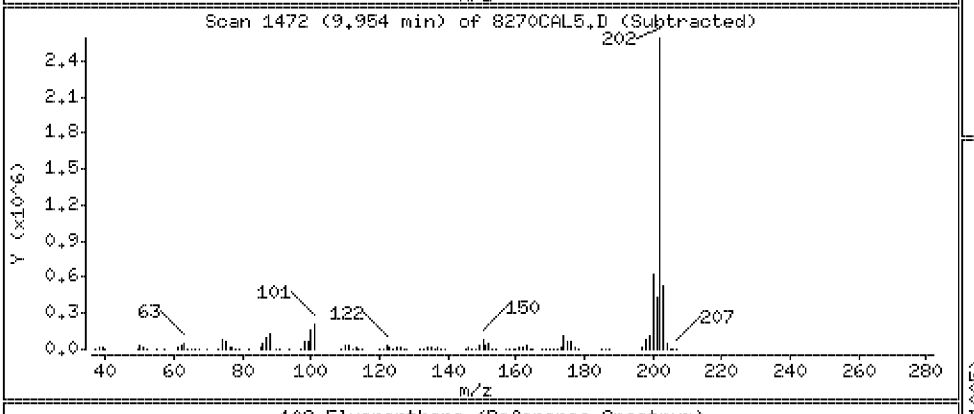

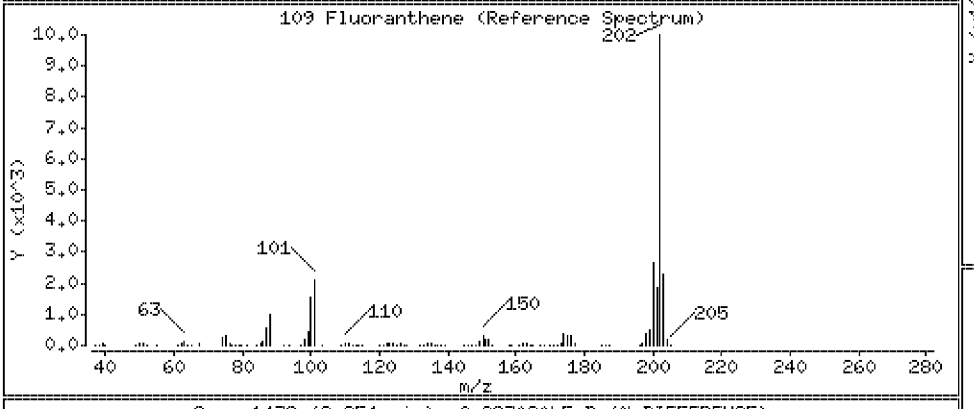

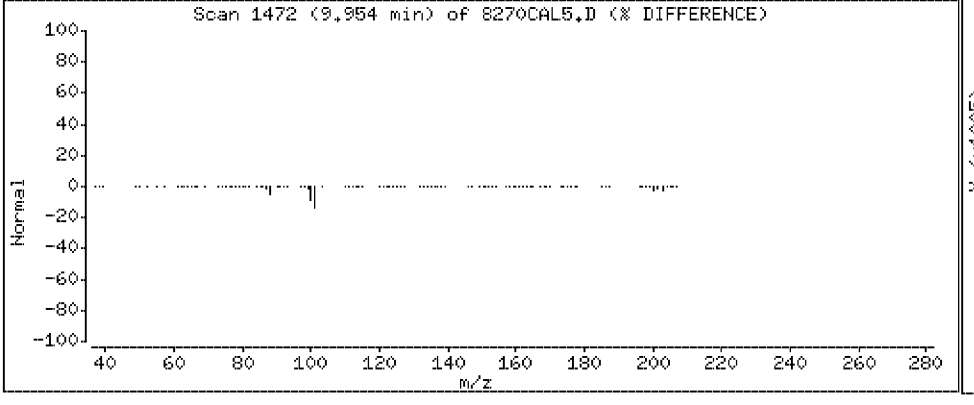

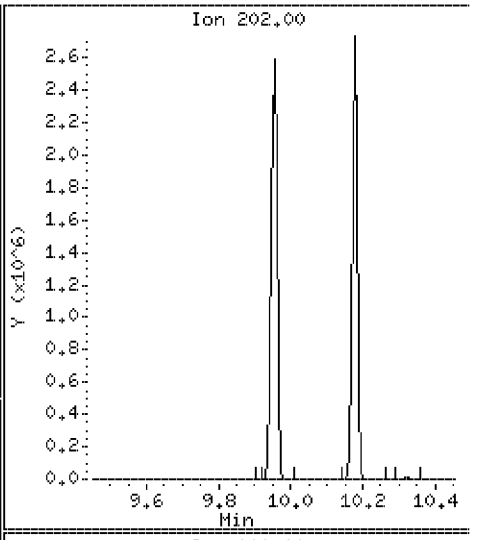

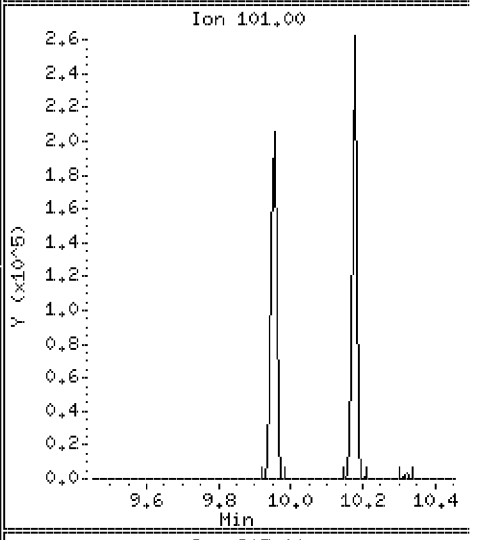

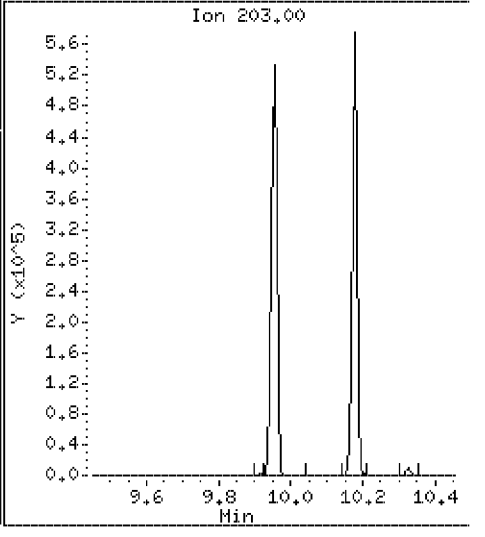

Data File: \\Svecd04\DD\chem\smsd03.i\S3042312.b\8270CAL5.D

Date : 23-APR-2012 11:10

Client ID: 8270CAL5 Instrument: smsd03.i

Sample Info: 45923

Purge Volume: 1000.0 Operator: PEL

Column phase: HPMS-5 Column diameter: 0.25

111 Pyrene Concentration: 55.7 ug/l

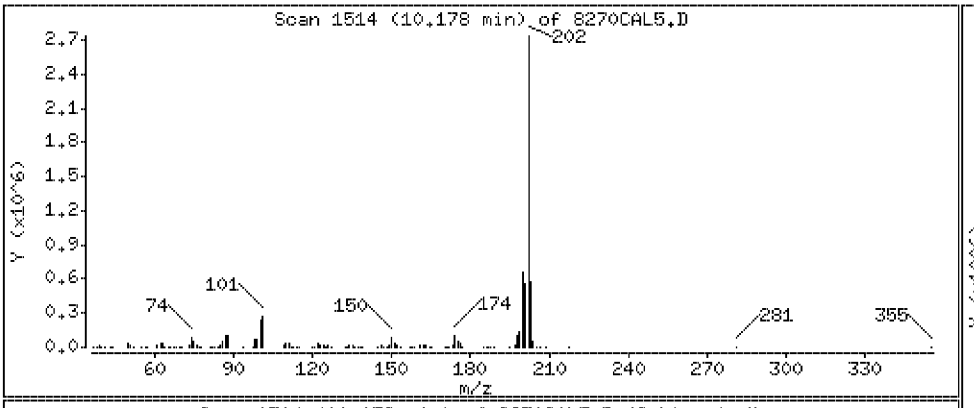

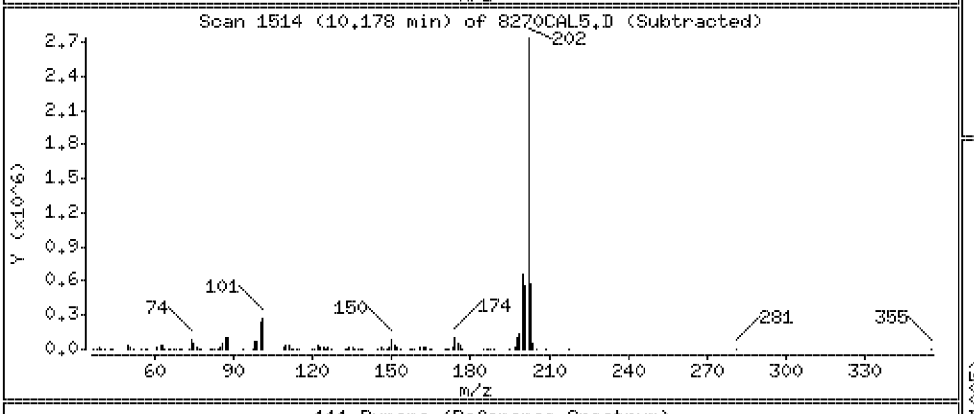

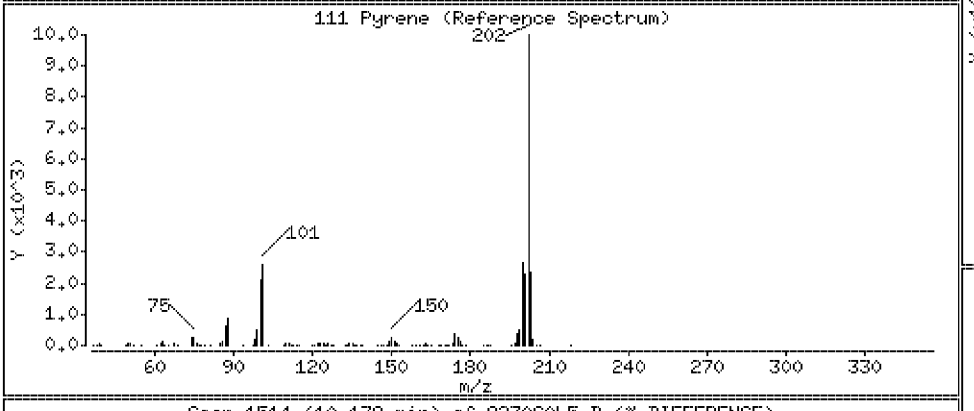

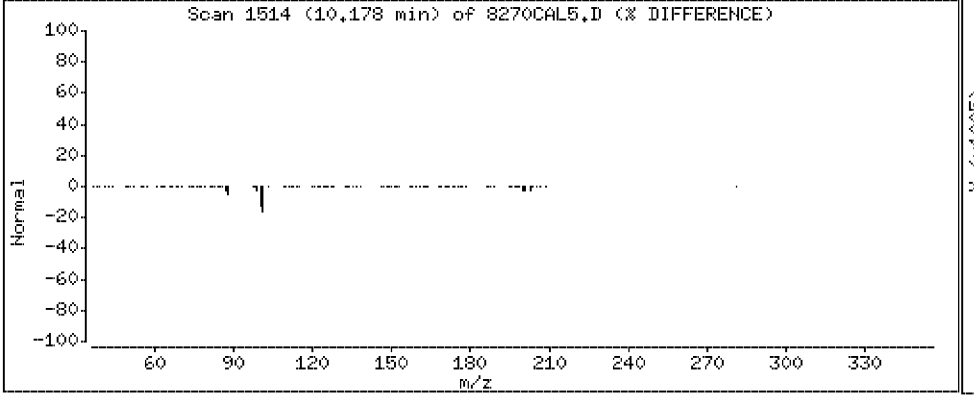

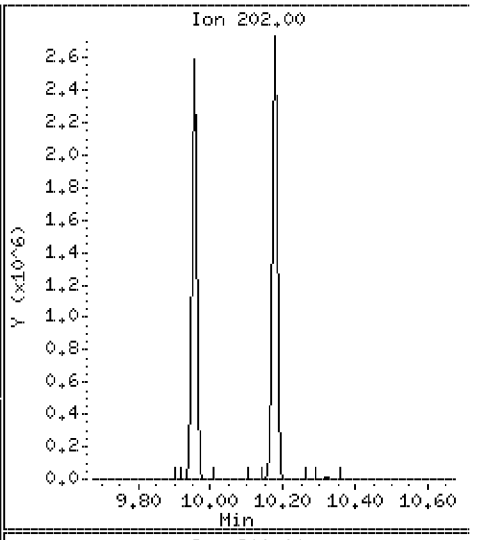

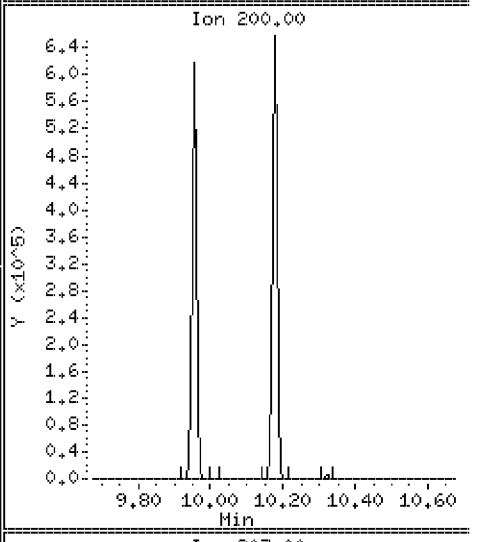

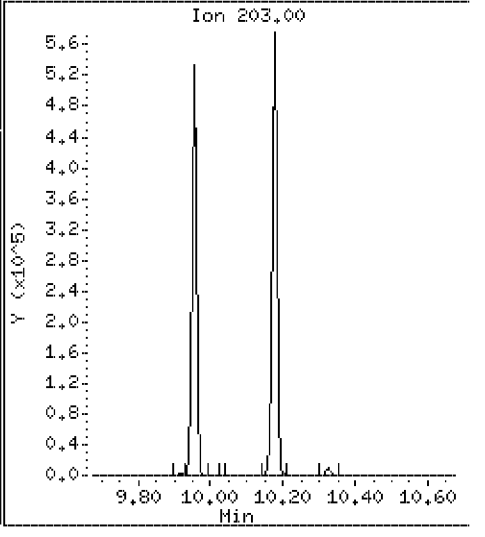

Data File: \\Svecd04\DD\chem\smsd03.i\S3042312.b\8270CAL5.D

Date : 23-APR-2012 11:10

Client ID: 8270CAL5 Instrument: smsd03.i

Sample Info: 45923

Purge Volume: 1000.0 Operator: PEL

Column phase: HPMS-5 Column diameter: 0.25

118 Butylbenzylphthalate Concentration: 59.8 ug/l

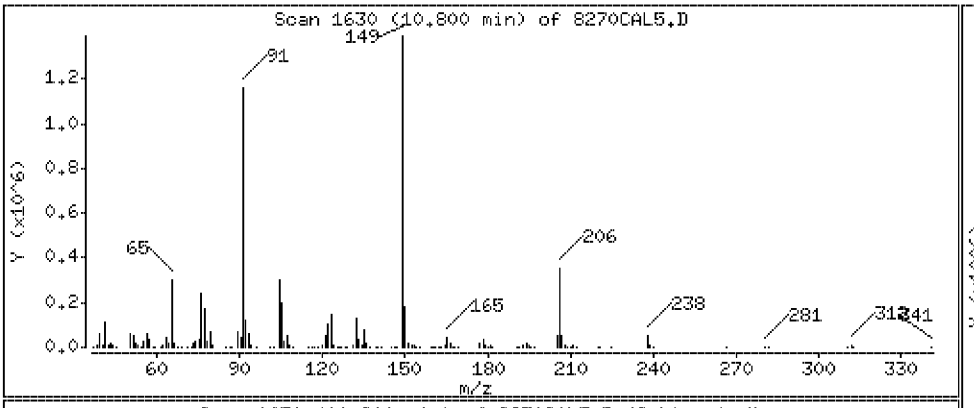

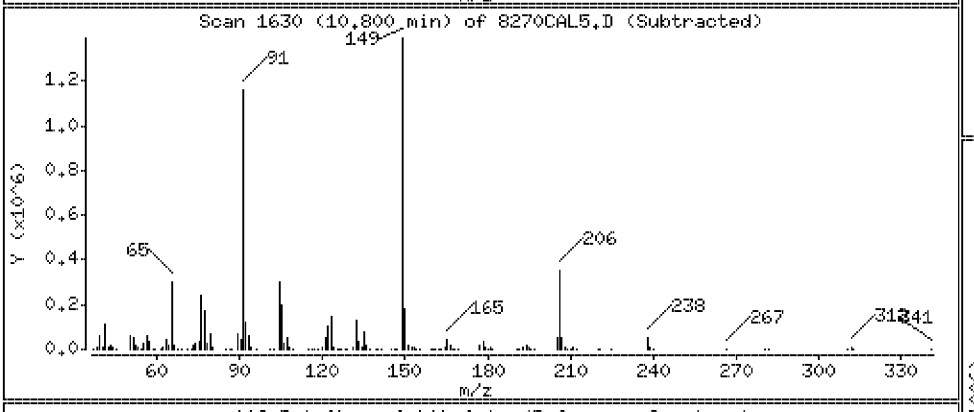

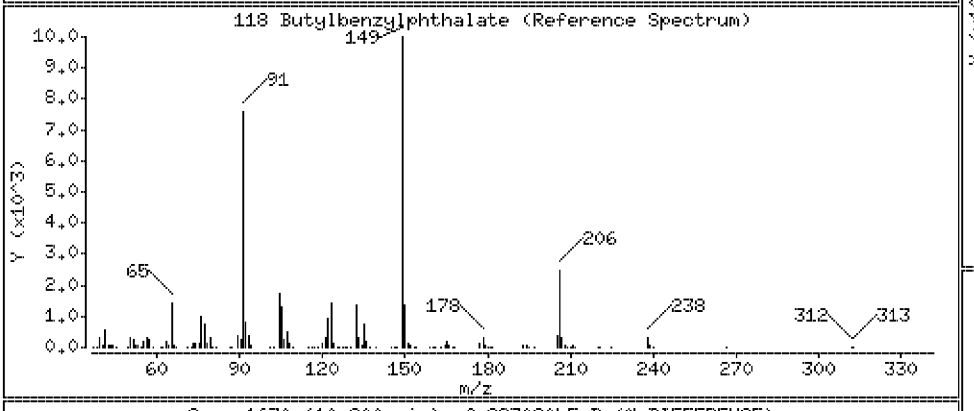

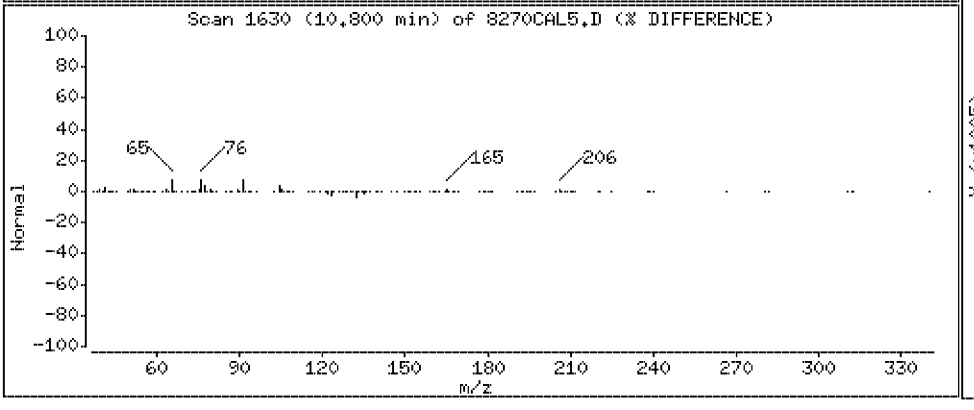

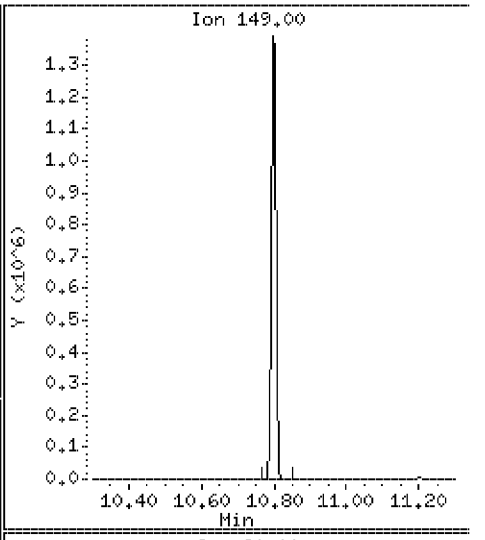

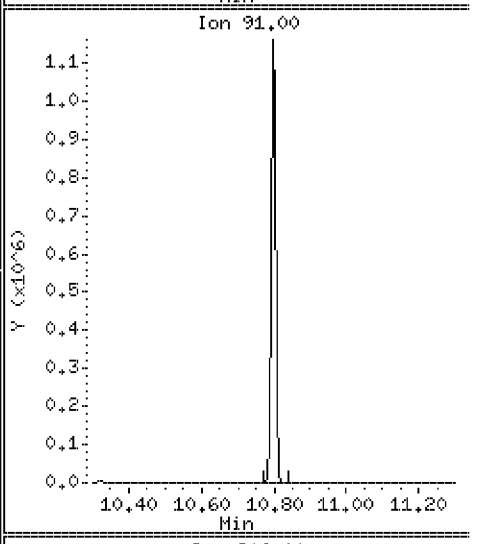

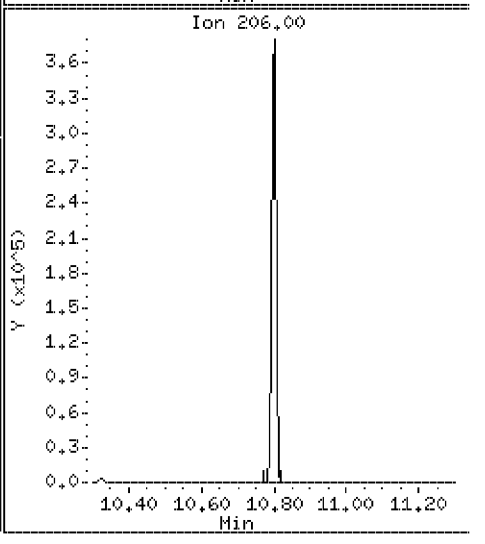

Data File: \\Svecd04\DD\chem\smsd03.i\S3042312.b\8270CAL5.D

Date : 23-APR-2012 11:10

Client ID: 8270CAL5 Instrument: smsd03.i

Sample Info: 45923

Purge Volume: 1000.0 Operator: PEL

Column phase: HPMS-5 Column diameter: 0.25

120 Benzo[a]anthracene Concentration: 59.9 ug/l

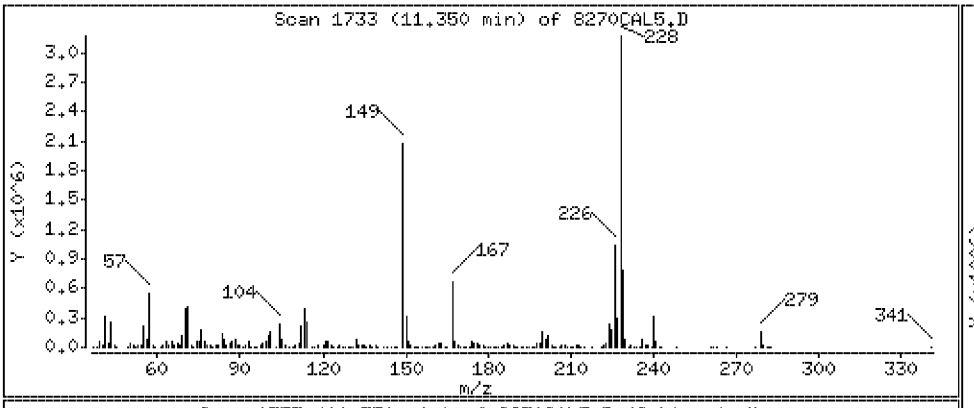

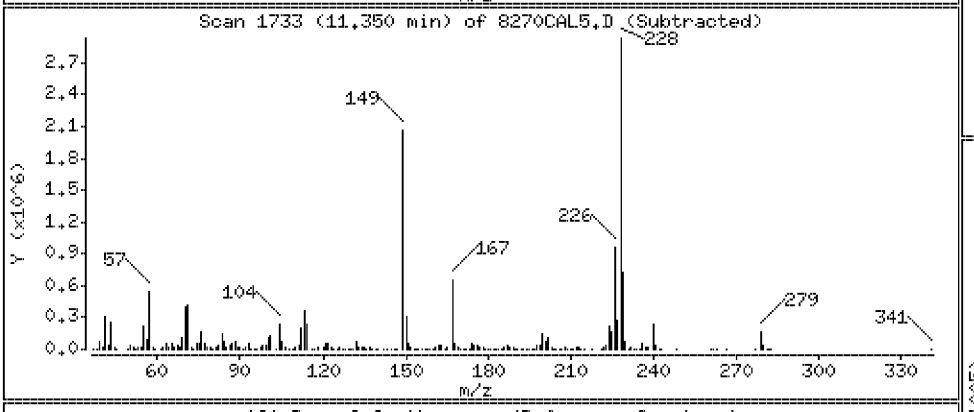

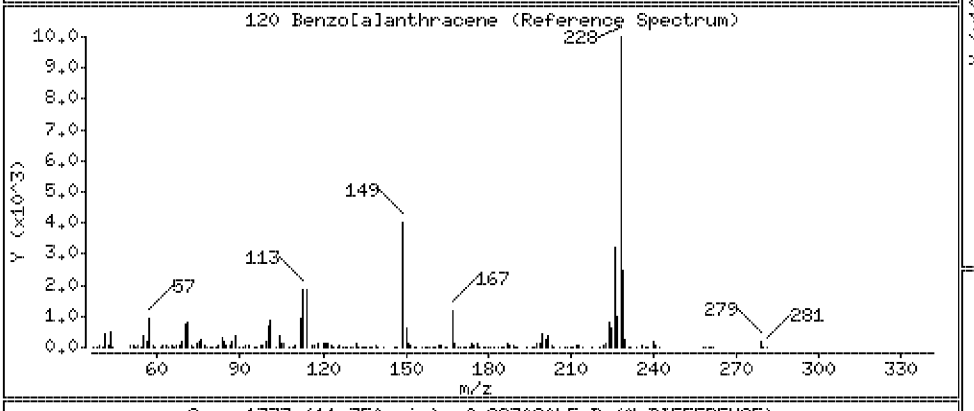

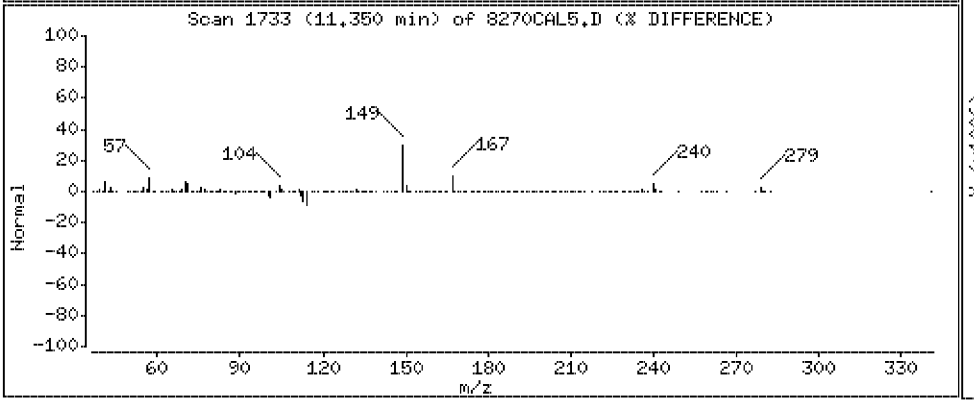

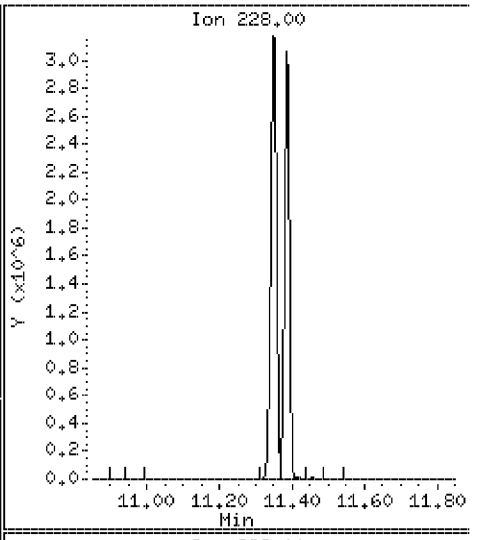

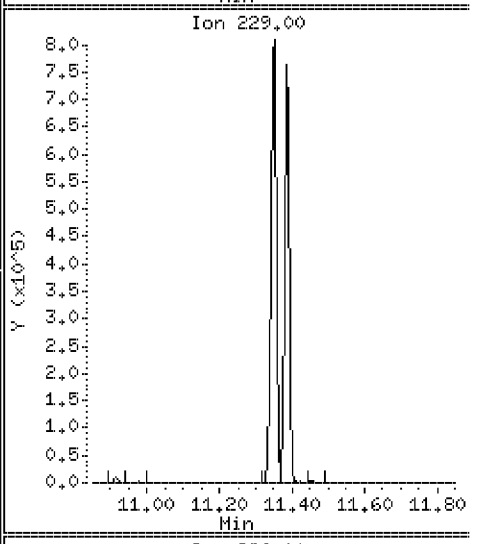

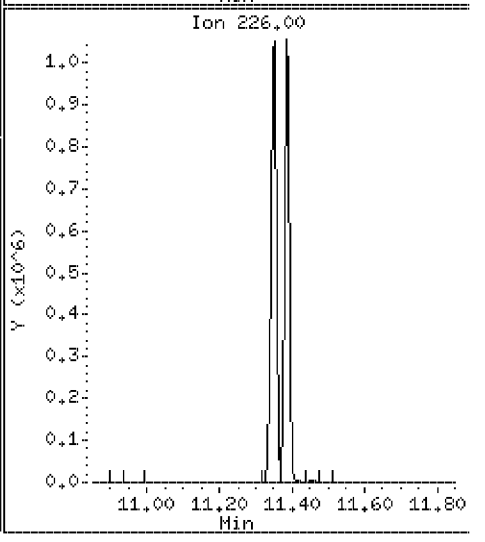

Data File: \\Svecd04\DD\chem\smsd03.i\S3042312.b\8270CAL5.D

Date : 23-APR-2012 11:10

Client ID: 8270CAL5 Instrument: smsd03.i

Sample Info: 45923

Purge Volume: 1000.0 Operator: PEL

Column phase: HPMS-5 Column diameter: 0.25

123 Chrysene Concentration: 56.4 ug/l

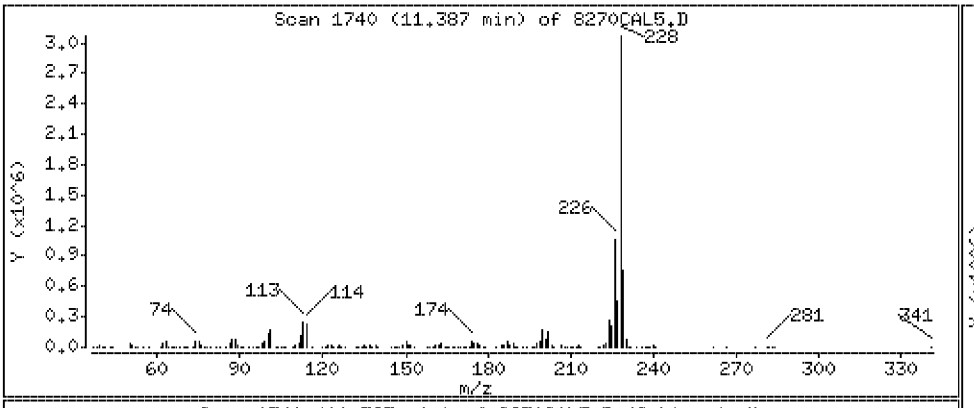

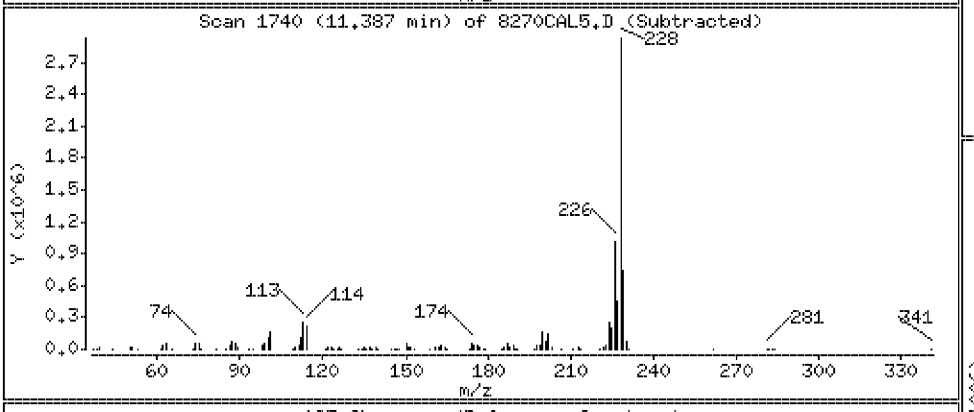

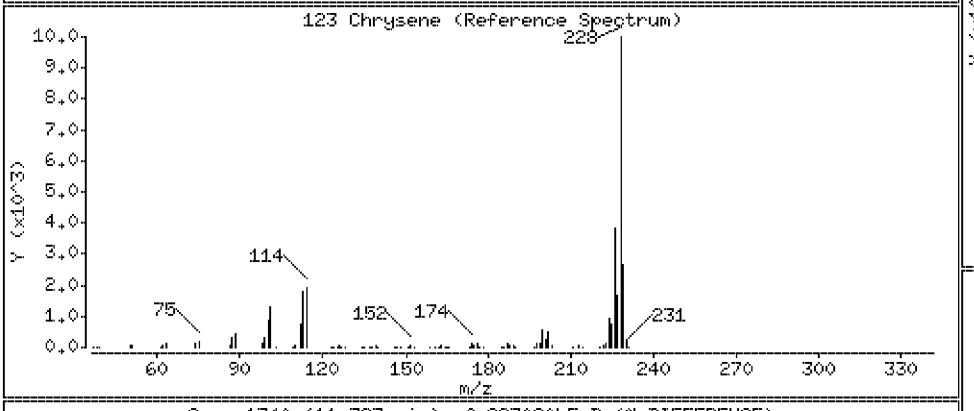

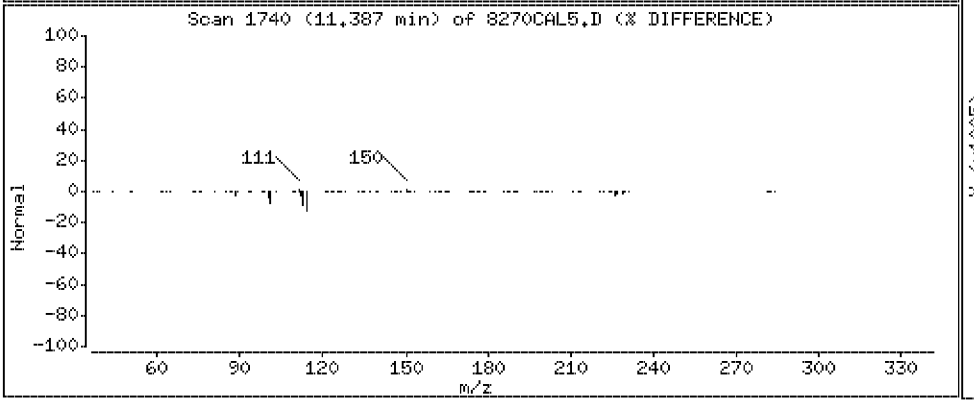

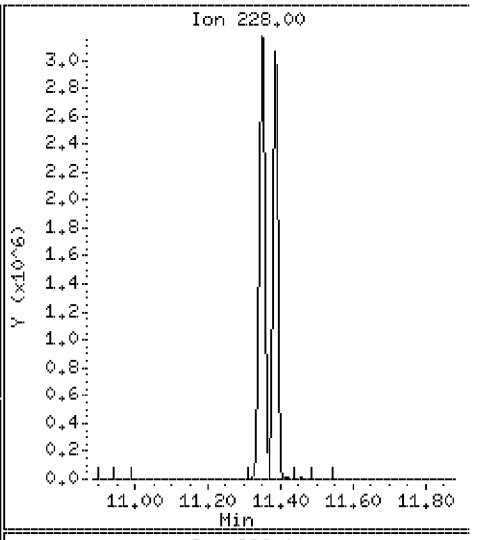

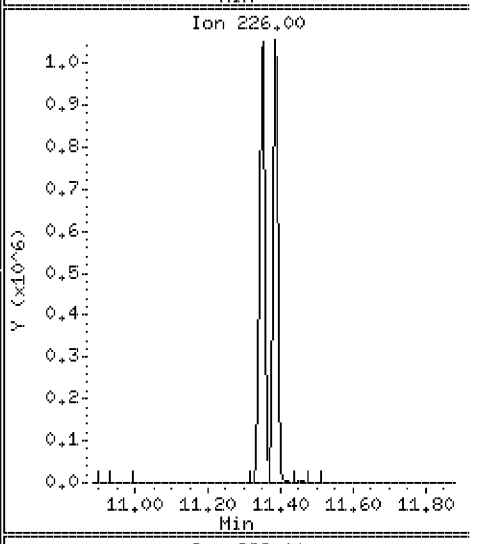

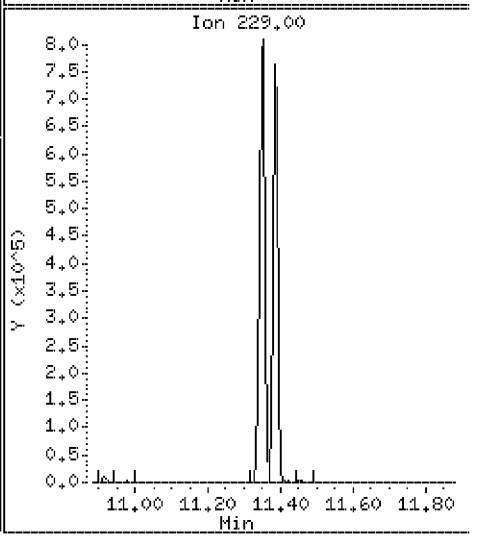

Data File: \\Svecd04\DD\chem\smsd03.i\S3042312.b\8270CAL5.D

Date : 23-APR-2012 11:10

Client ID: 8270CAL5 Instrument: smsd03.i

Sample Info: 45923

Purge Volume: 1000.0 Operator: PEL

Column phase: HPMS-5 Column diameter: 0.25

124 Bis-2-Ethylhexylphthalate Concentration: 62.6 ug/l

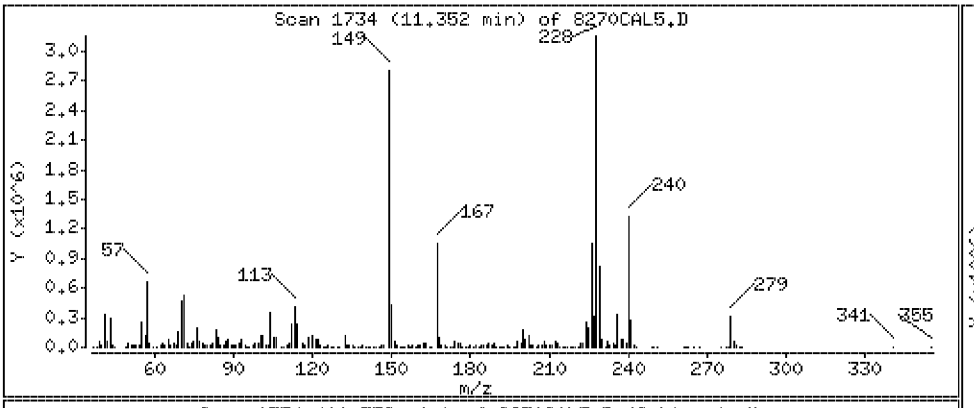

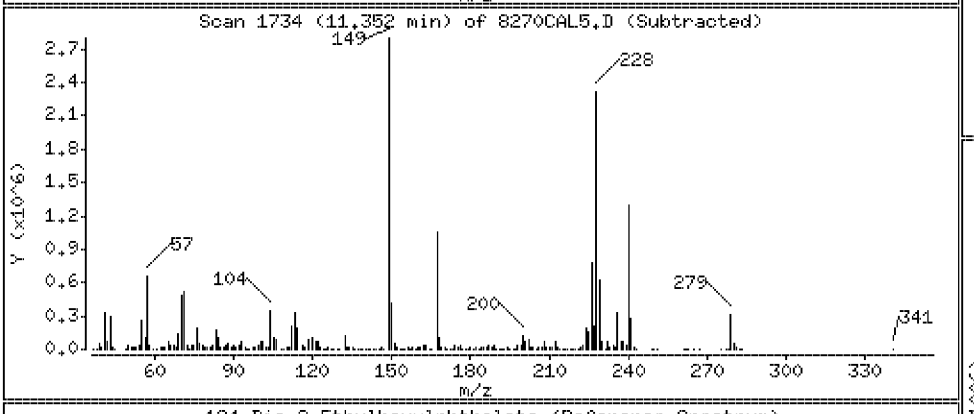

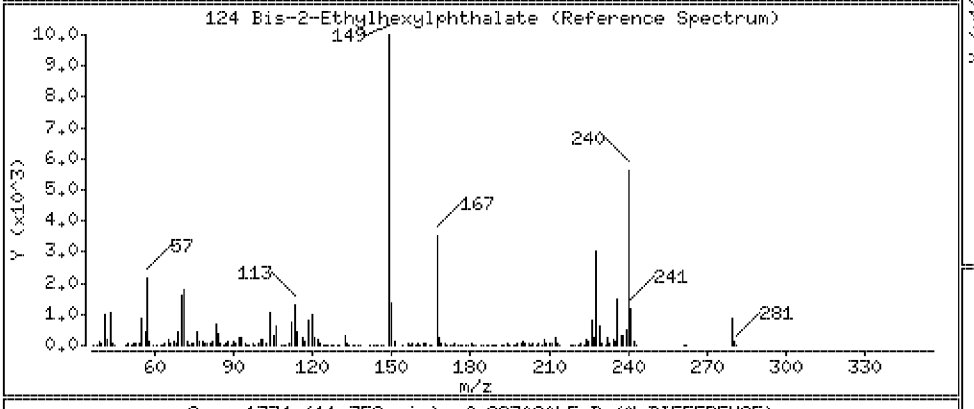

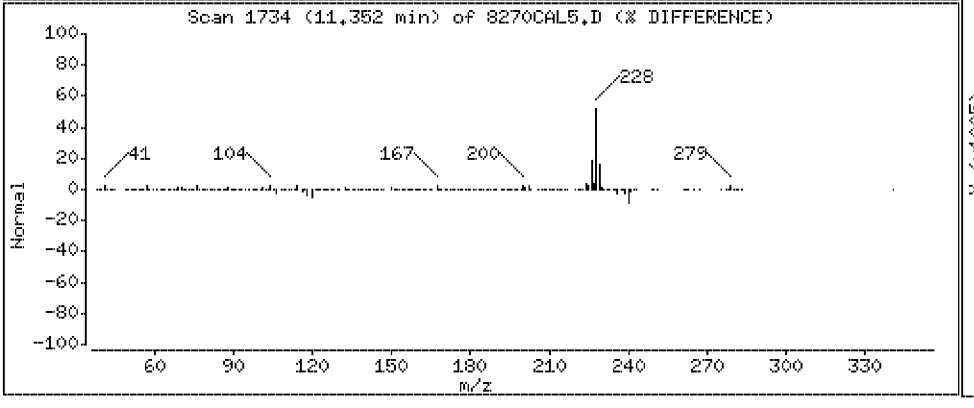

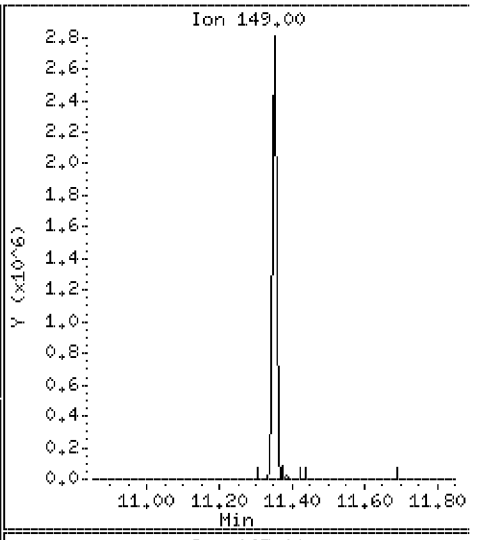

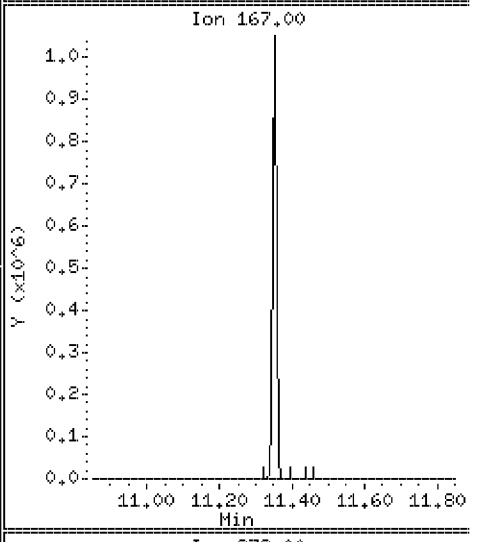

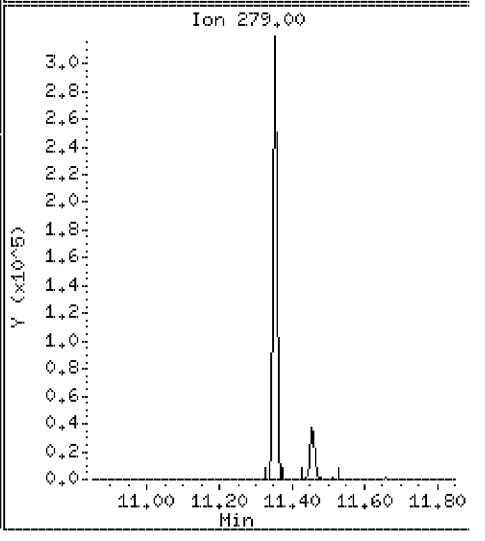

Data File: \\Svecd04\DD\chem\smsd03.i\S3042312.b\8270CAL5.D

Date : 23-APR-2012 11:10

Client ID: 8270CAL5 Instrument: smsd03.i

Sample Info: 45923

Purge Volume: 1000.0 Operator: PEL

Column phase: HPMS-5 Column diameter: 0.25

125 Di-n-octylphthalate Concentration: 63.8 ug/l

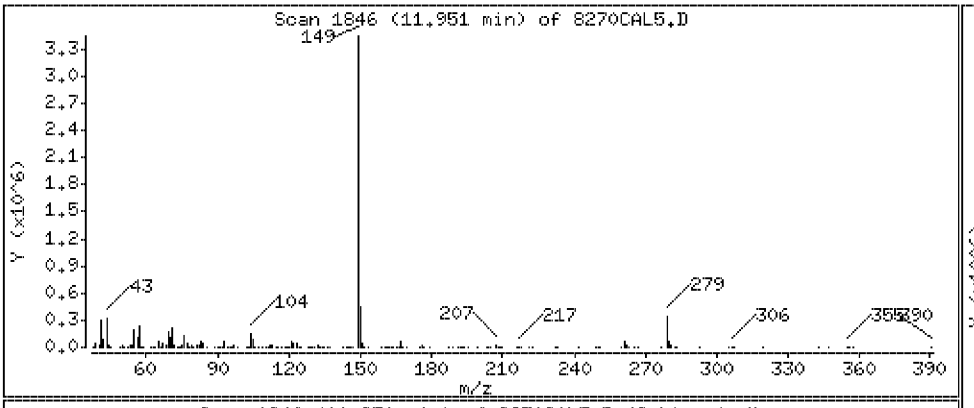

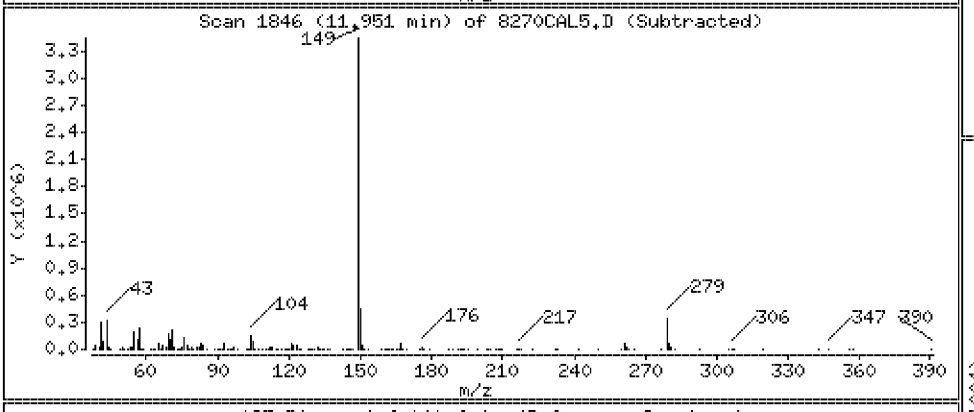

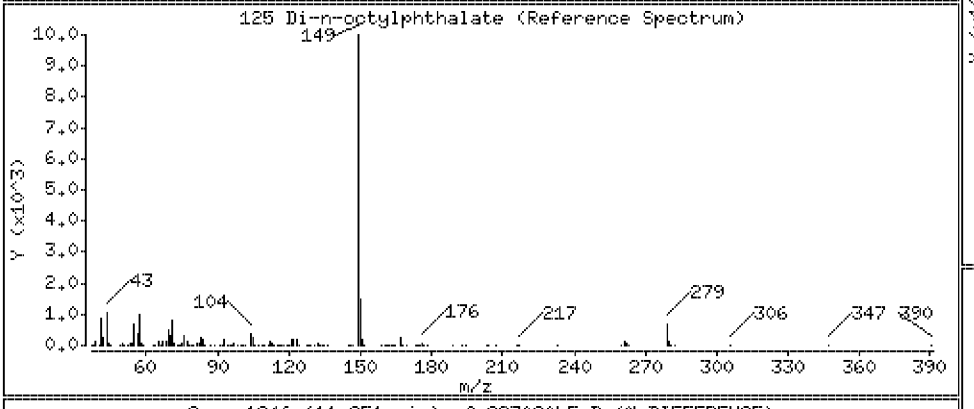

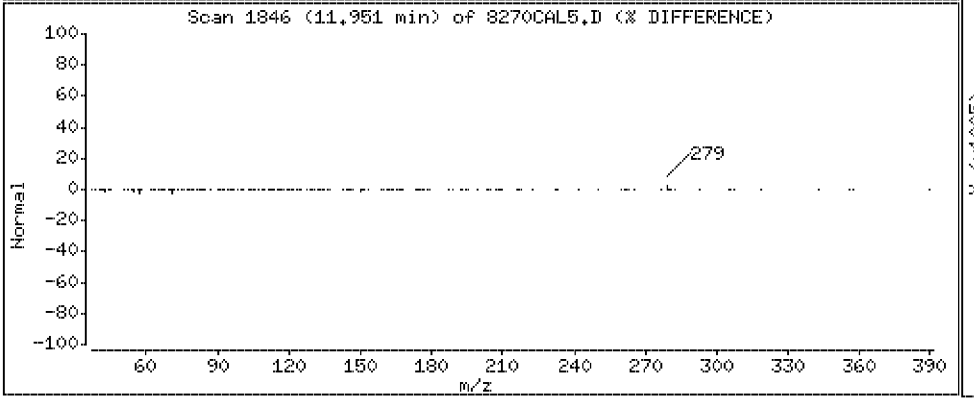

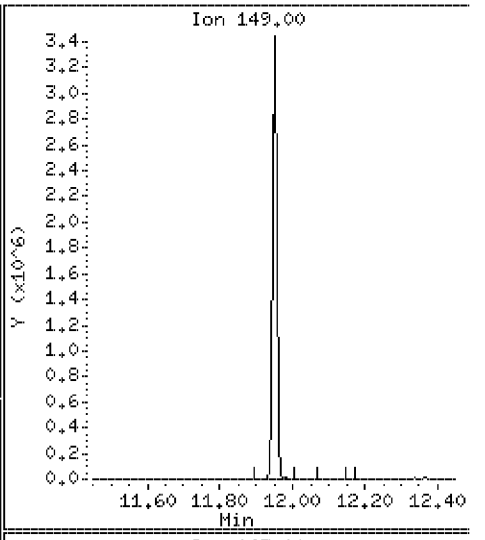

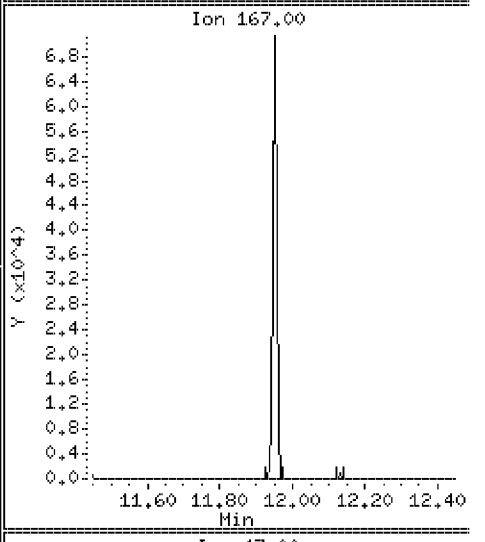

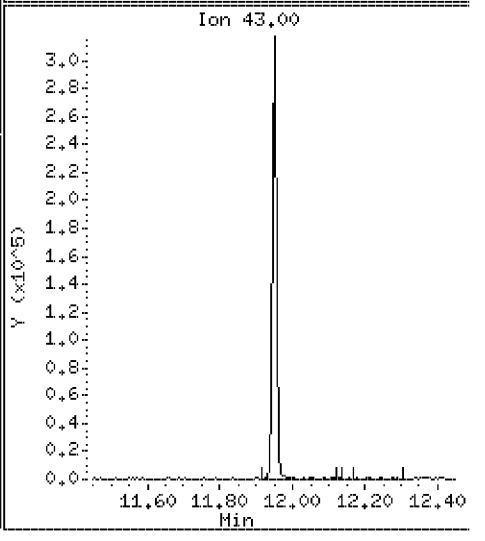

Data File: \\Svecd04\DD\chem\smsd03.i\S3042312.b\8270CAL5.D

Date : 23-APR-2012 11:10

Client ID: 8270CAL5

Instrument: smsd03.i

Sample Info: 45923

Purge Volume: 1000.0

Operator: PEL

Column phase: HPMS-5

Column diameter: 0.25

127 Benzo[b]fluoranthene

Concentration: 60.5 ug/l

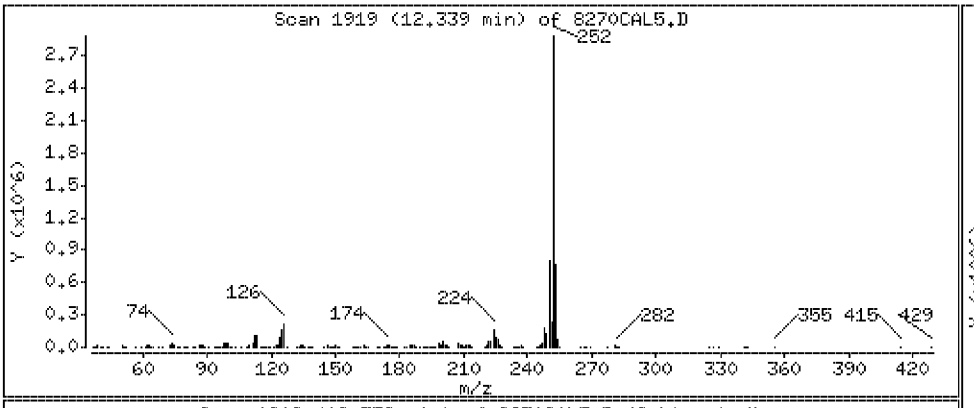

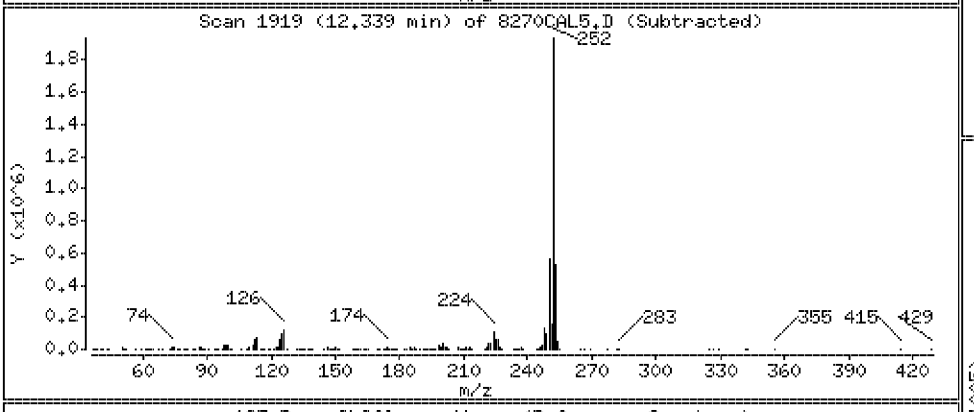

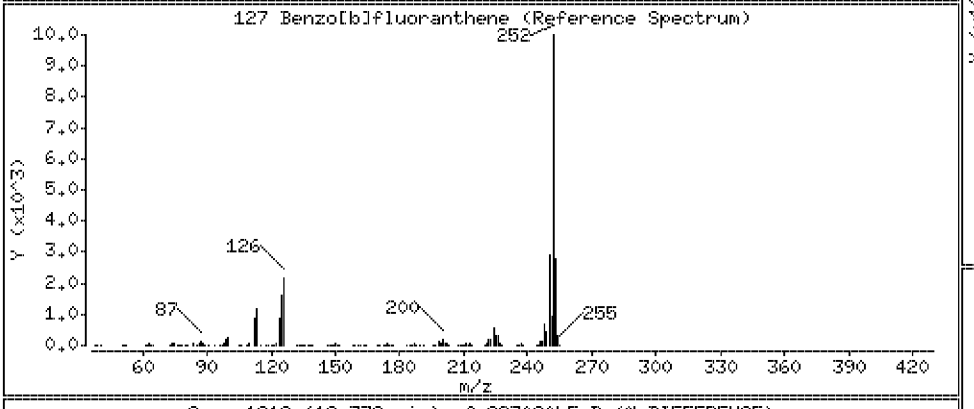

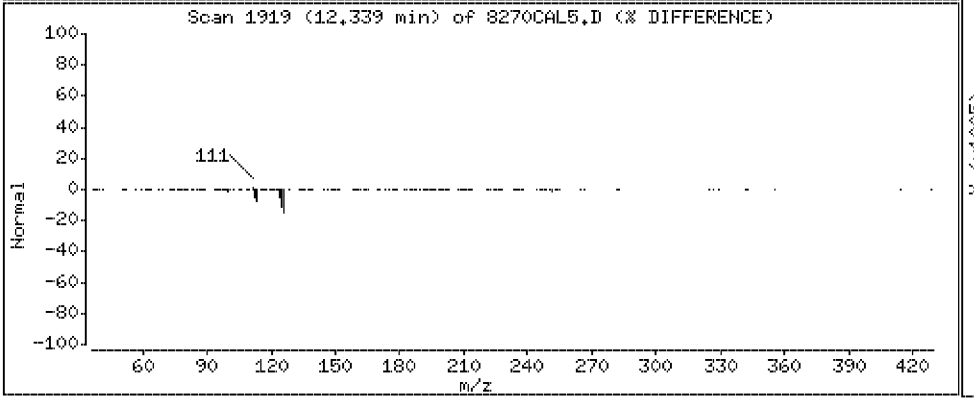

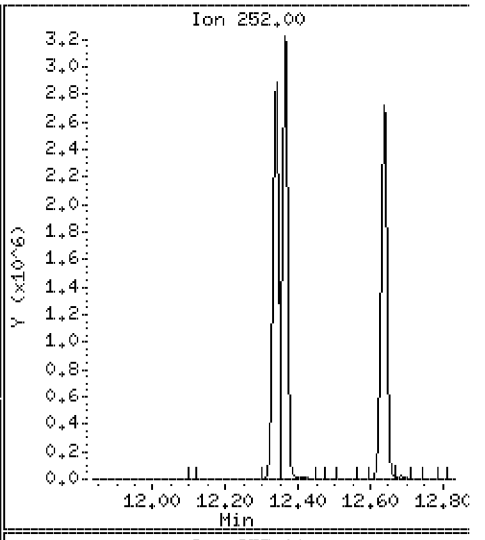

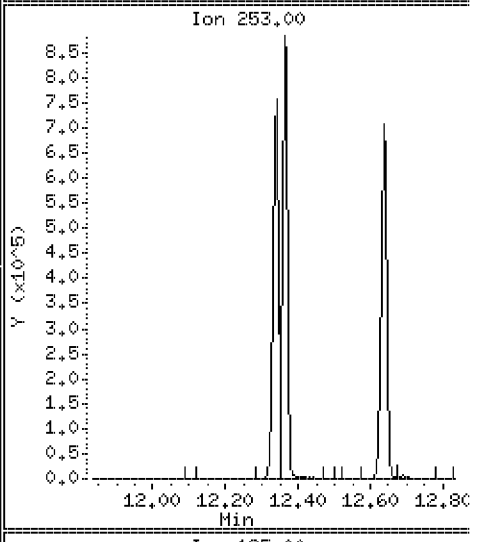

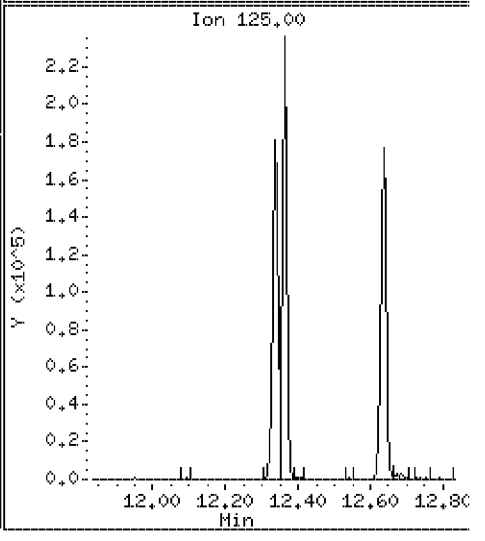

Data File: \\Svecd04\DD\chem\smsd03.i\S3042312.b\8270CAL5.D

Date : 23-APR-2012 11:10

Client ID: 8270CAL5 Instrument: smsd03.i

Sample Info: 45923

Purge Volume: 1000.0 Operator: PEL

Column phase: HPMS-5 Column diameter: 0.25

128 Benzo[k]fluoranthene Concentration: 61.1 ug/l

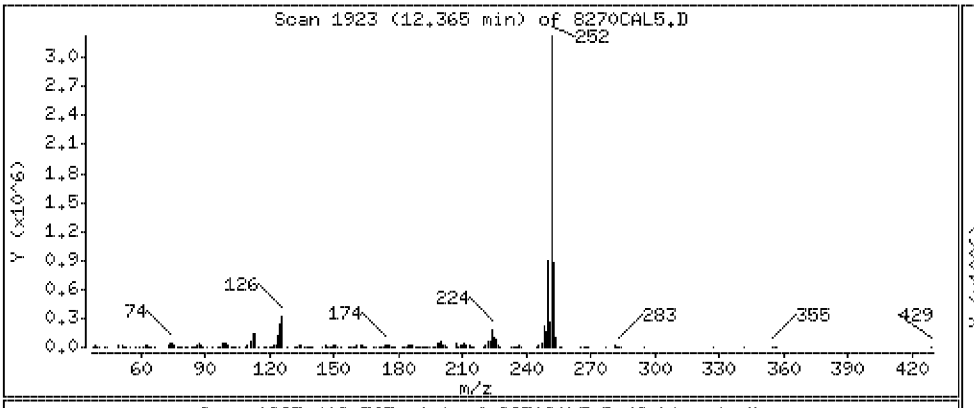

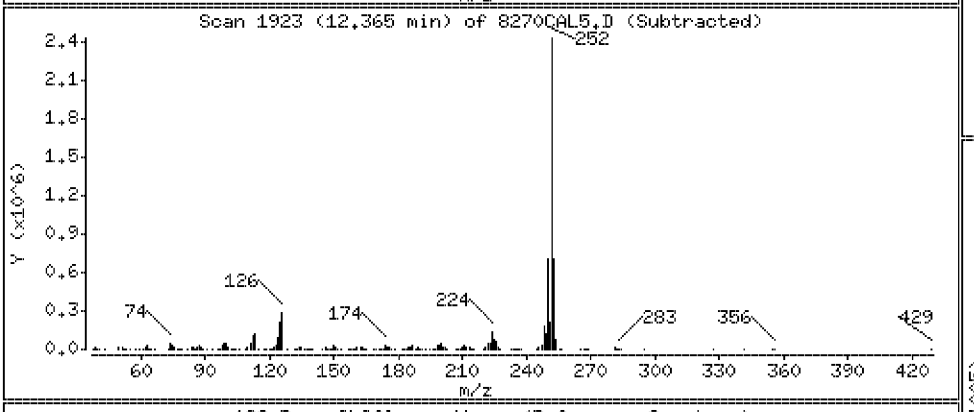

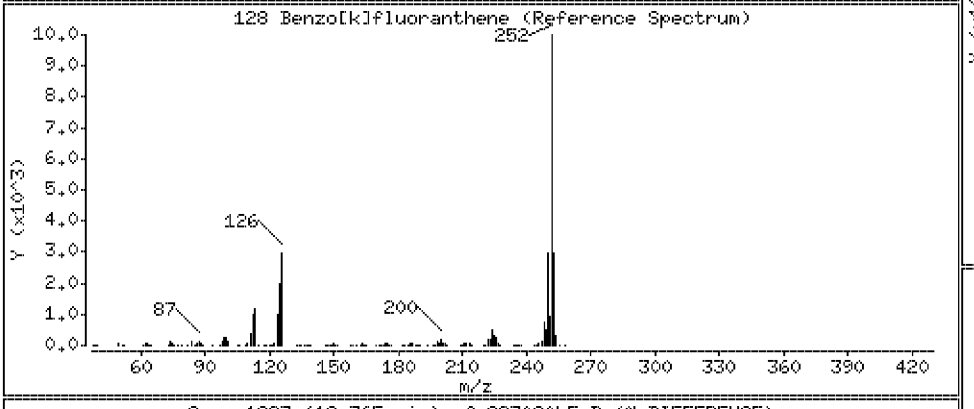

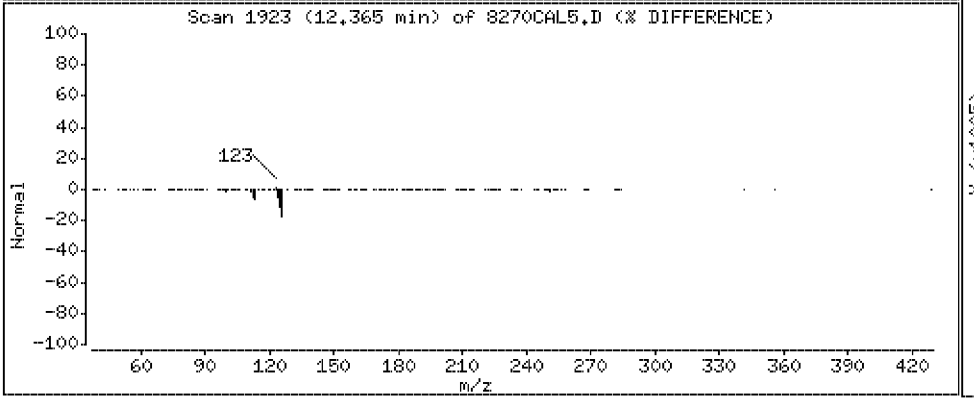

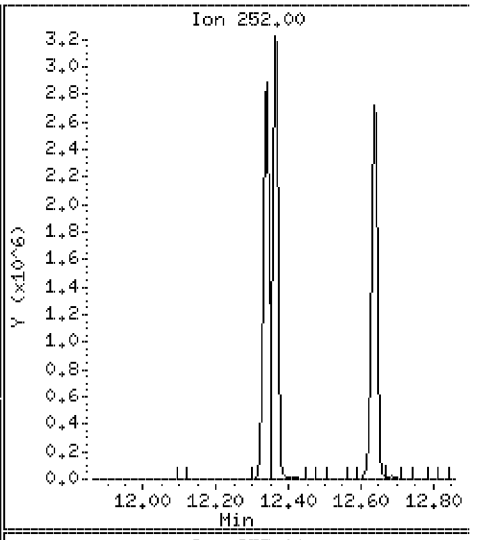

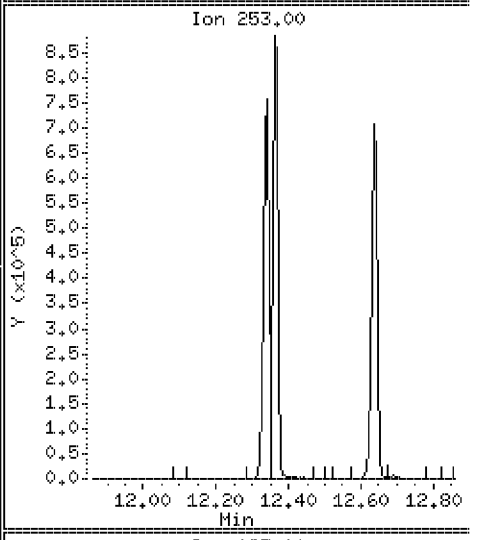

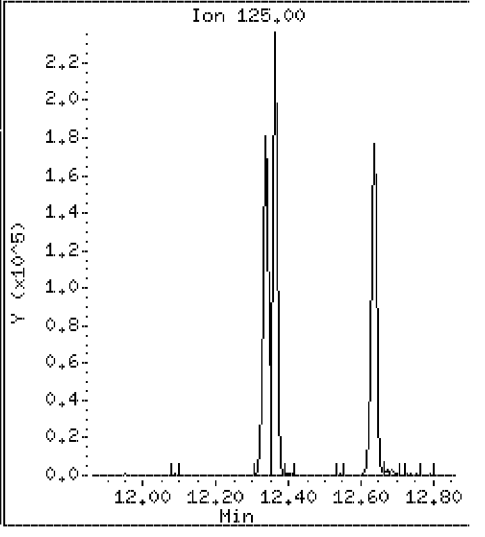

Data File: \\Svecd04\DD\chem\smsd03.i\S3042312.b\8270CAL5.D

Date : 23-APR-2012 11:10

Client ID: 8270CAL5

Instrument: smsd03.i

Sample Info: 45923

Purge Volume: 1000.0

Operator: PEL

Column phase: HPMS-5

Column diameter: 0.25

129 Benzo[a]pyrene

Concentration: 61.4 ug/l

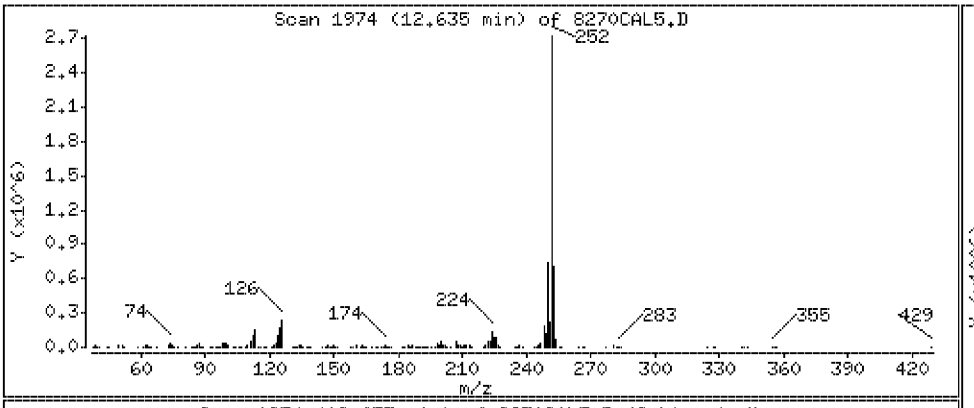

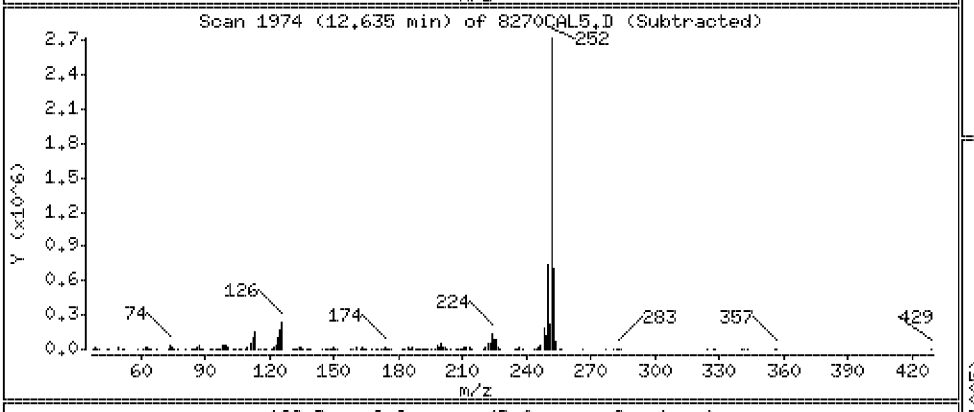

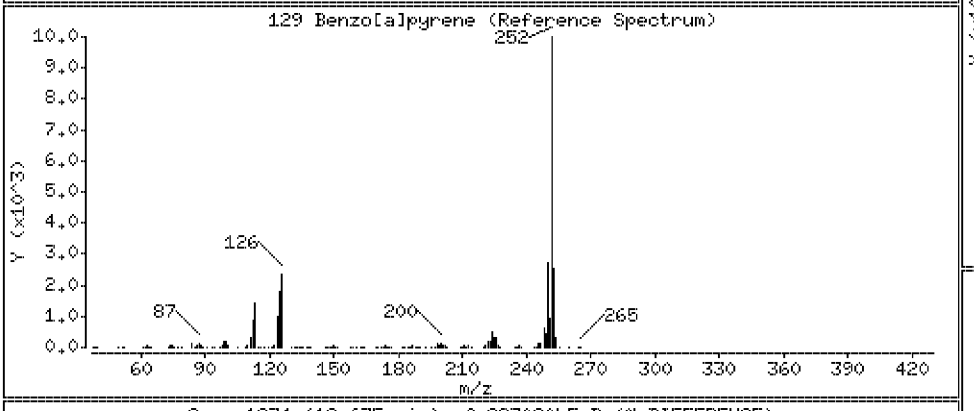

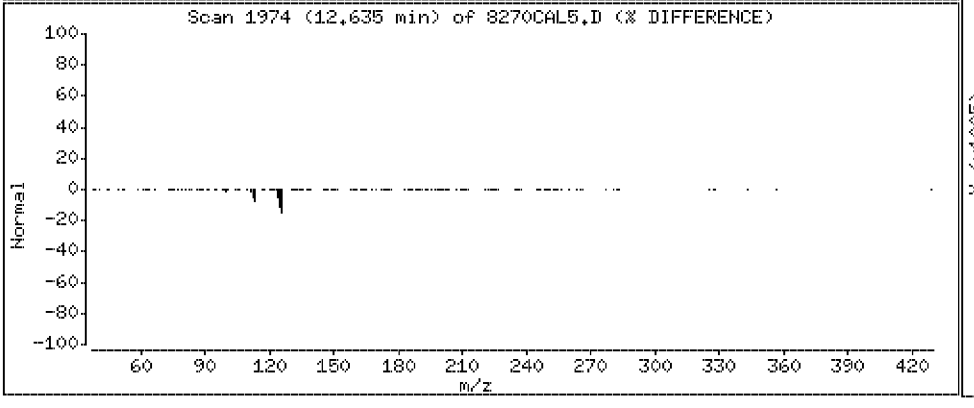

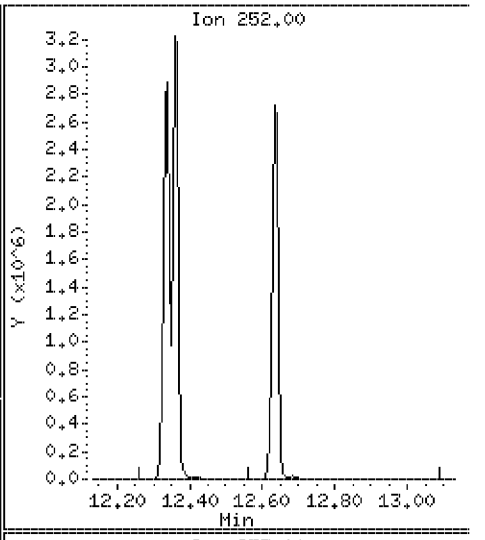

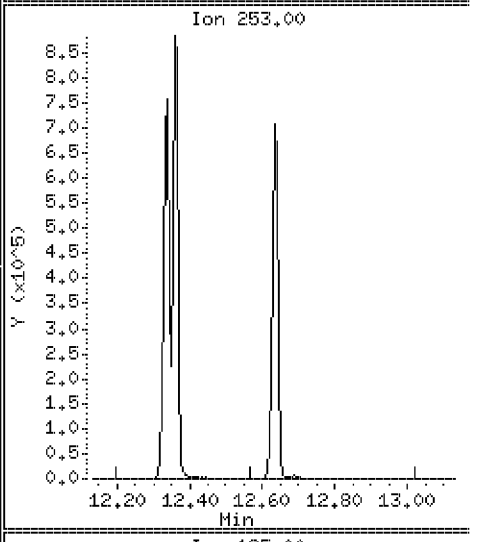

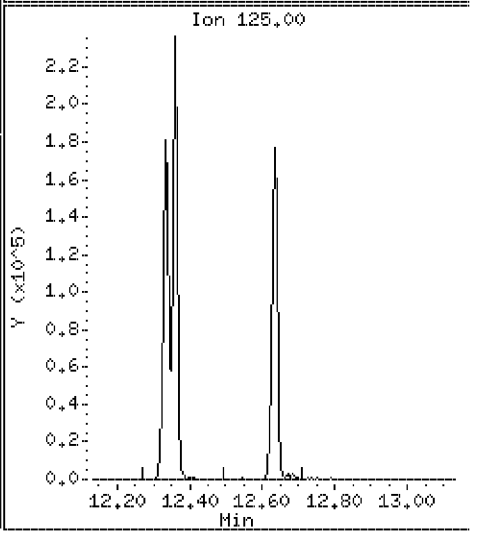

Data File: \\Svecd04\DD\chem\smsd03.i\S3042312.b\8270CAL5.D

Date : 23-APR-2012 11:10

Client ID: 8270CAL5 Instrument: smsd03.i

Sample Info: 45923

Purge Volume: 1000.0 Operator: PEL

Column phase: HPMS-5 Column diameter: 0.25

133 Indeno[1,2,3-cd]pyrene Concentration: 60.6 ug/l

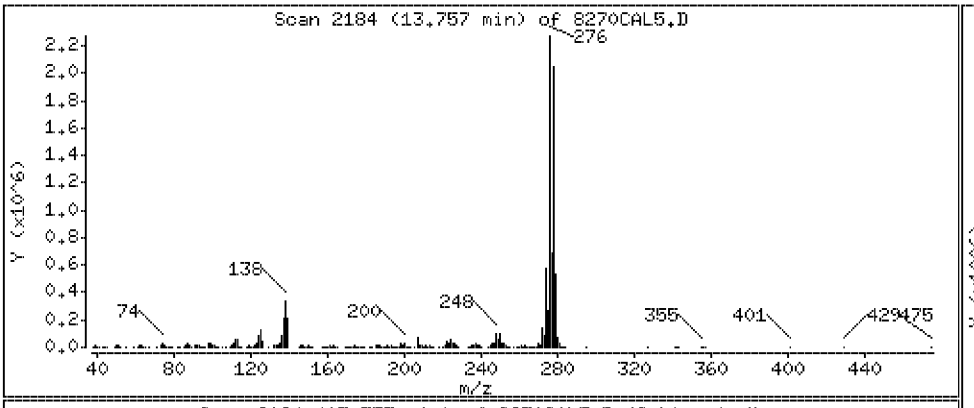

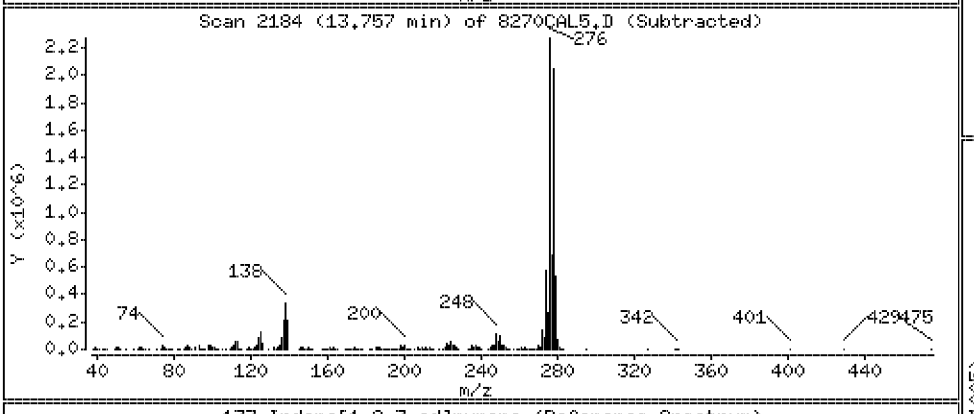

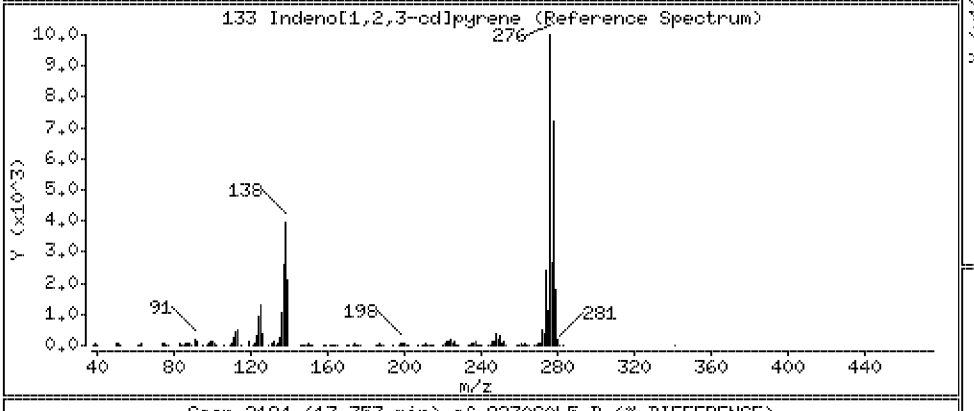

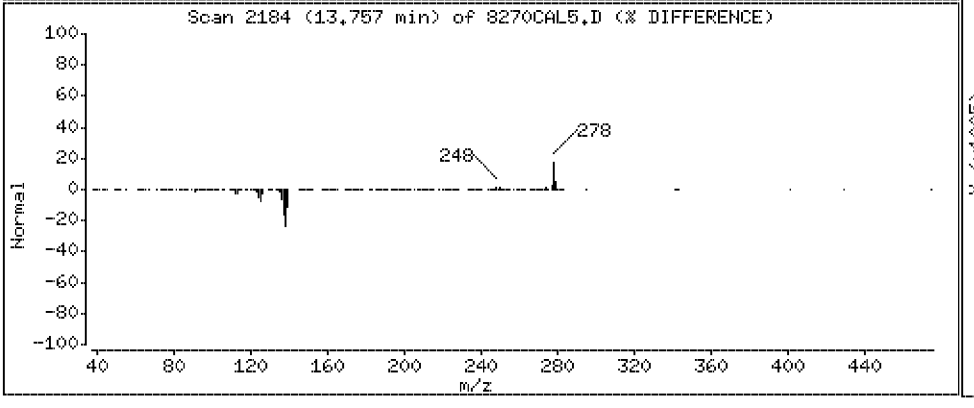

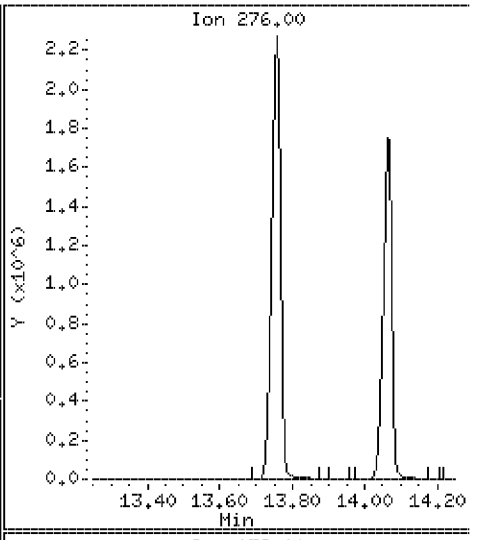

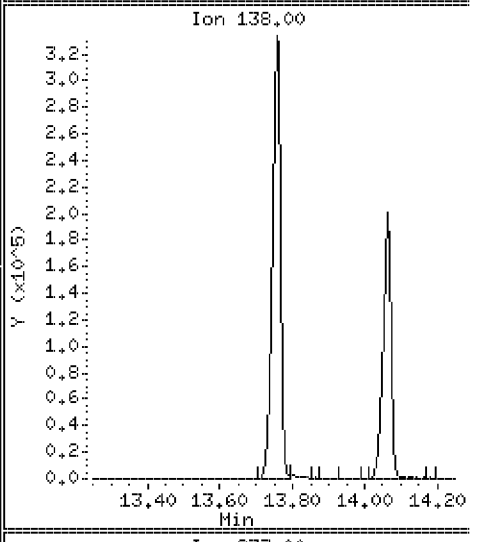

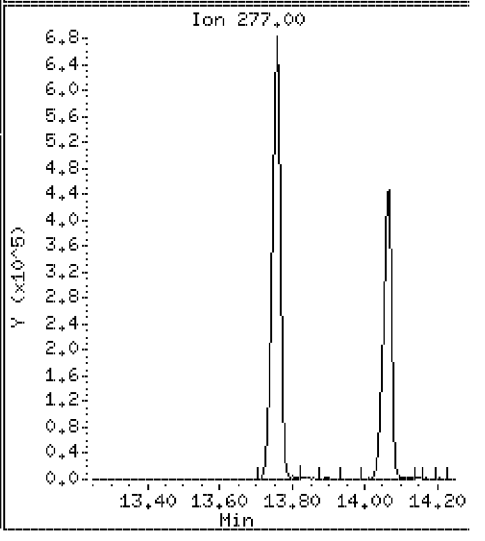

Data File: \\Svecd04\DD\chem\smsd03.i\S3042312.b\8270CAL5.D

Date : 23-APR-2012 11:10

Client ID: 8270CAL5

Instrument: smsd03.i

Sample Info: 45923

Purge Volume: 1000.0

Operator: PEL

Column phase: HPMS-5

Column diameter: 0.25

134 Dibenz[a,h]anthracene

Concentration: 62.0 ug/l

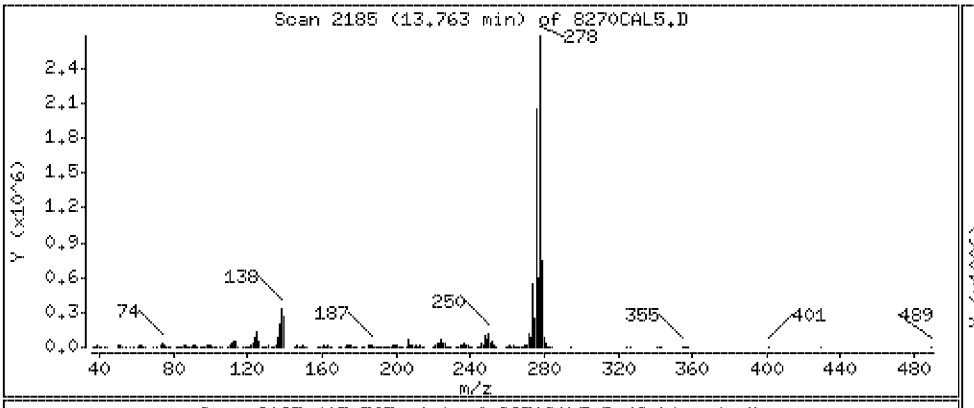

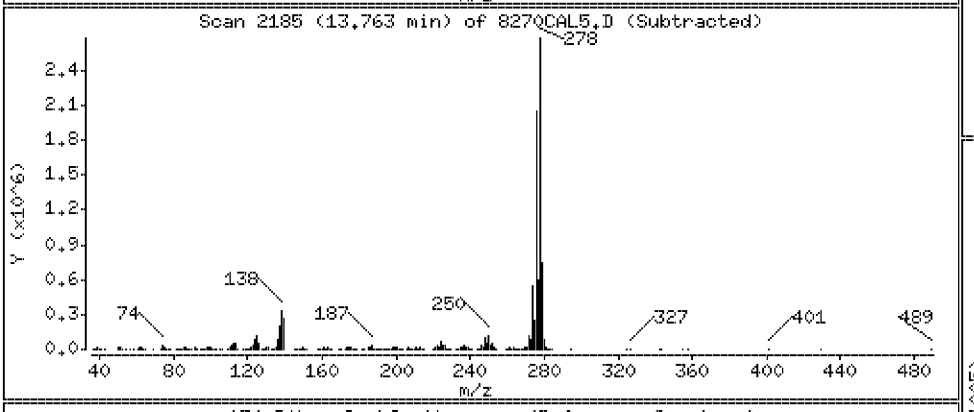

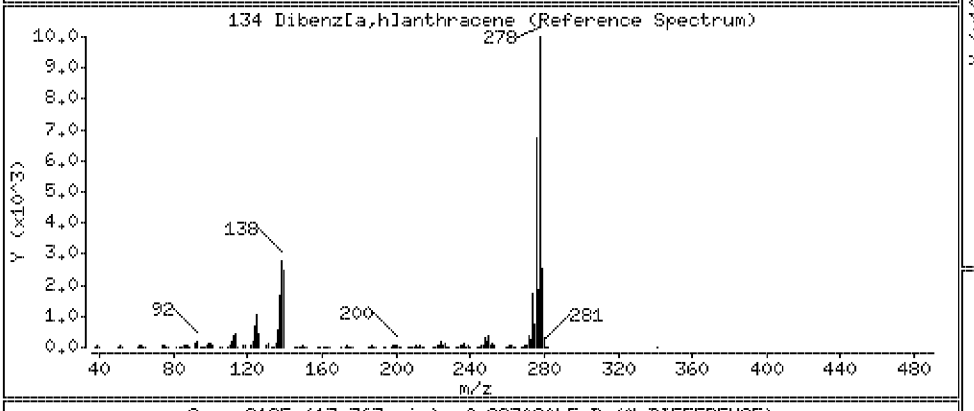

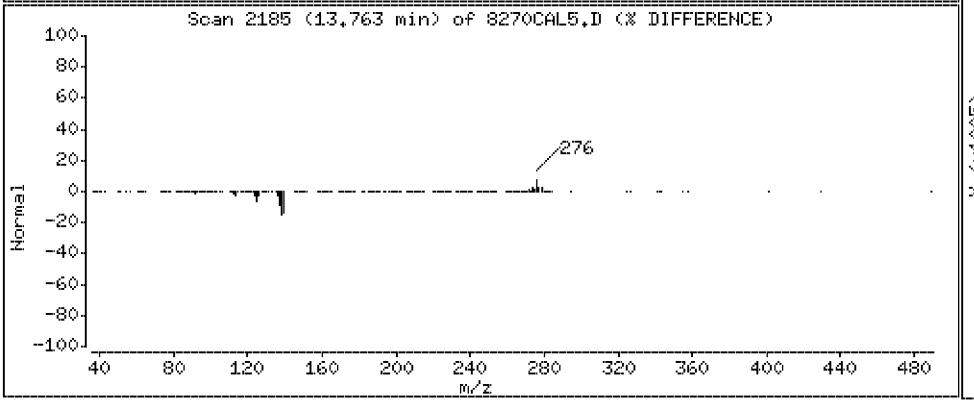

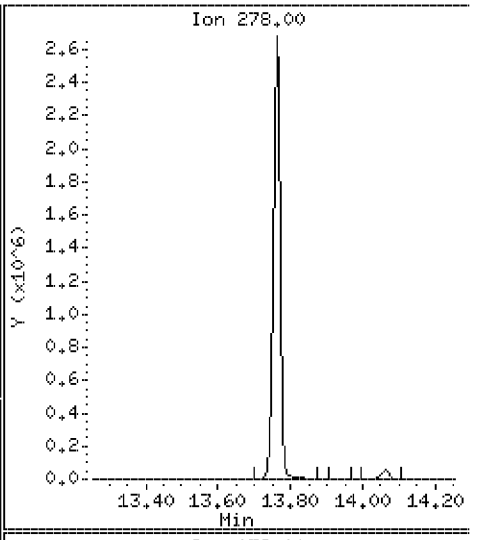

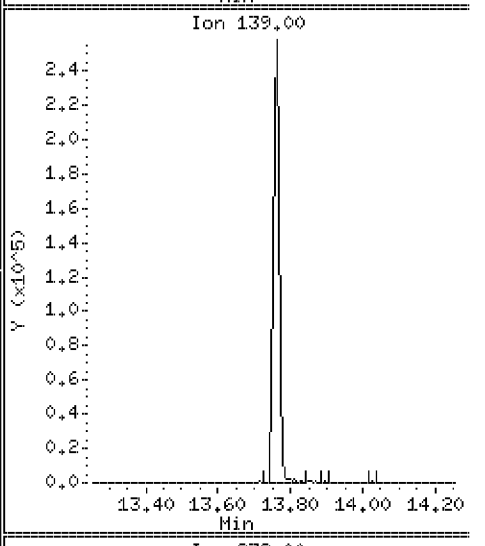

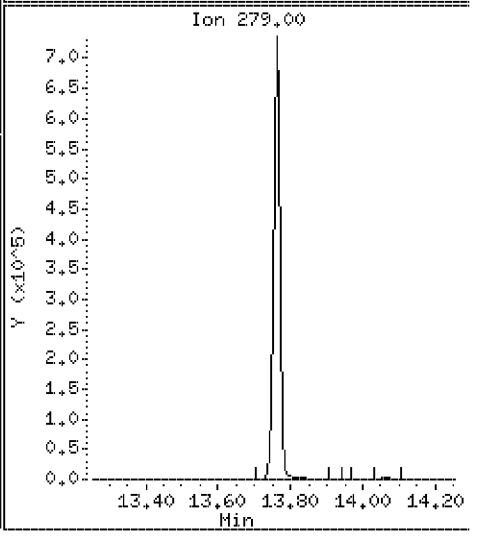

Data File: \\Svecd04\DD\chem\smsd03.i\S3042312.b\8270CAL5.D

Date : 23-APR-2012 11:10

Client ID: 8270CAL5

Instrument: smsd03.i

Sample Info: 45923

Purge Volume: 1000.0

Operator: PEL

Column phase: HPMS-5

Column diameter: 0.25

135 Benzo[g,h,i]perylene

Concentration: 58.5 ug/l

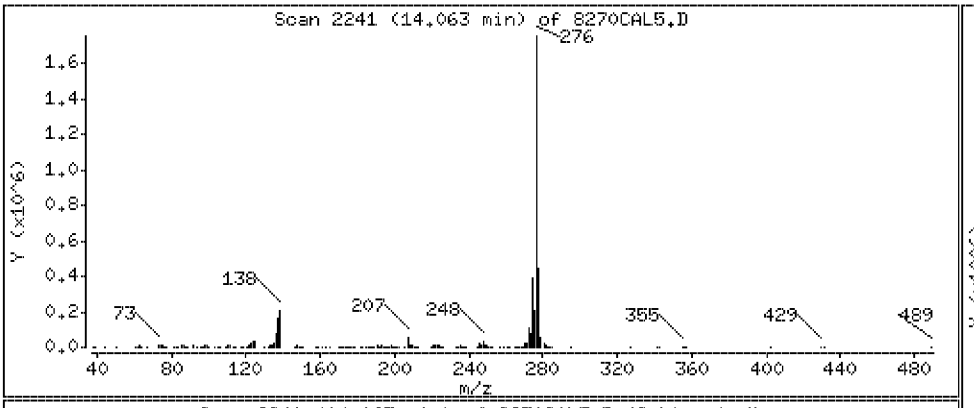

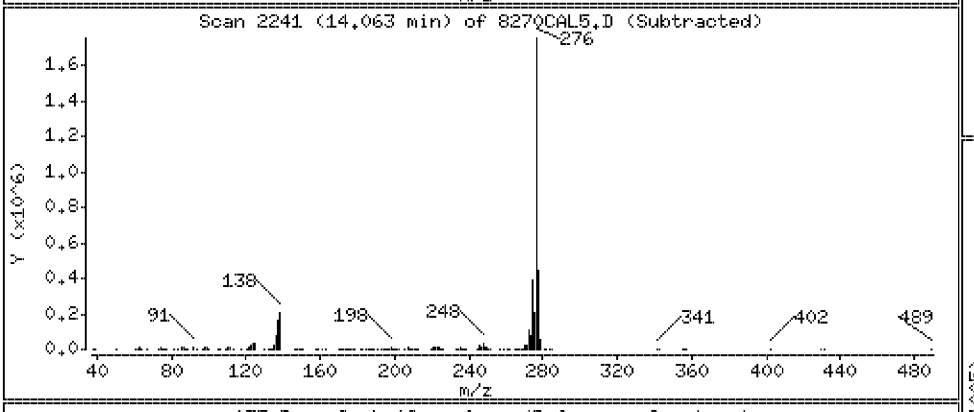

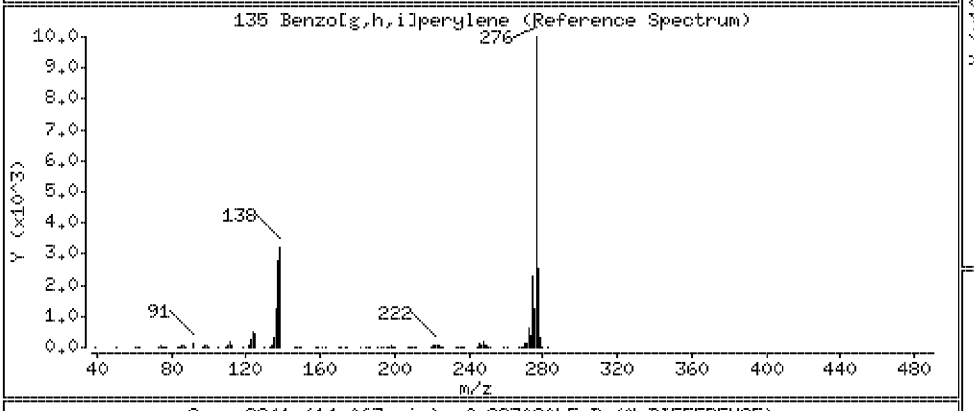

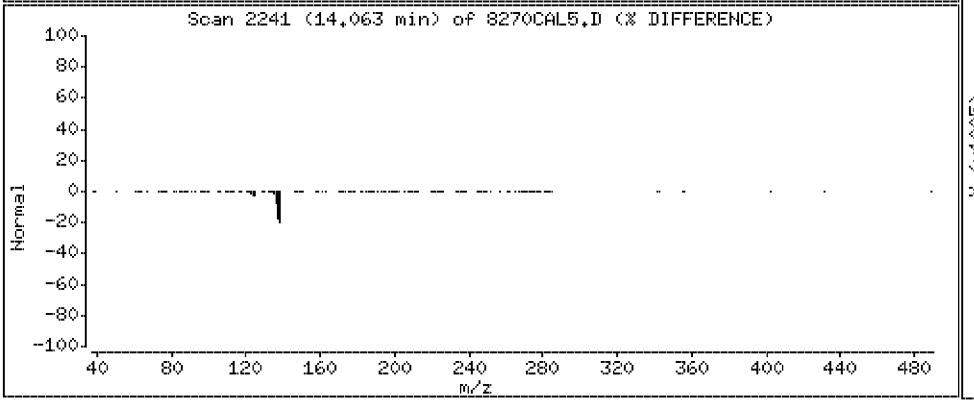

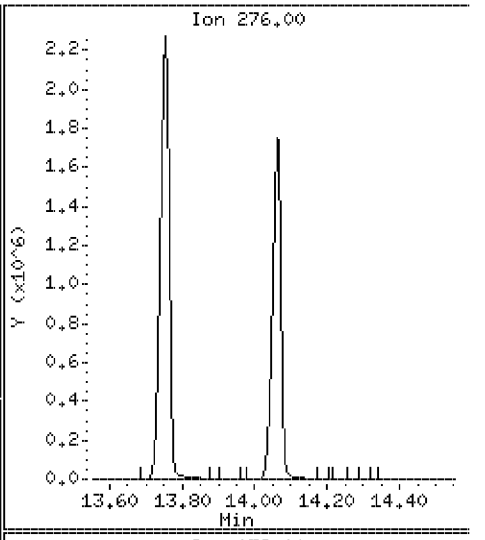

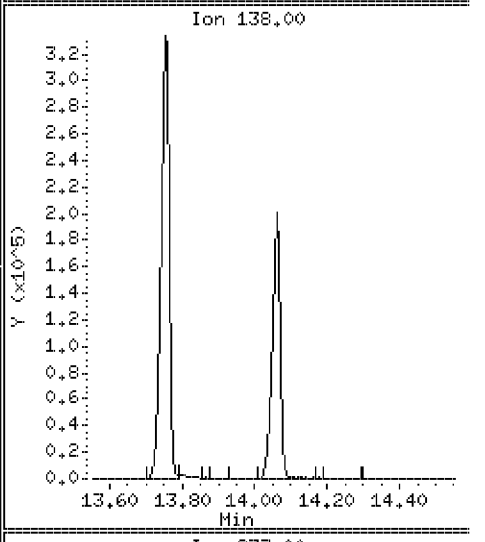

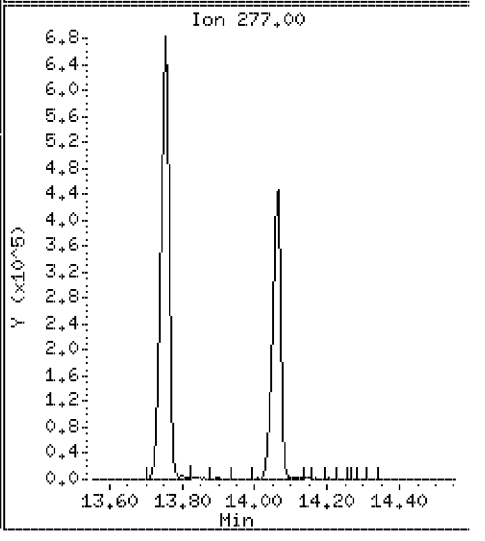

PEL Laboratories, Inc.

Data file : \\Svecd04\DD\chem\smsd03.i\S3042312.b\8270CAL4.D
Lab Smp Id: 45924 Client Smp ID: 8270CAL4
Inj Date : 23-APR-2012 11:34 MS Autotune Date: 12-SEP-2011 18:58
Operator : PEL Inst ID: smsd03.i
Smp Info : 45924
Misc Info :
Comment :
Method : \\Svecd04\DD\chem\smsd03.i\S3042312.b\8270bcs.m
Meth Date : 25-Apr-2012 09:57 mjacobs Quant Type: ISTD
Cal Date : 23-APR-2012 11:10 Cal File: 8270CAL5.D
Als bottle: 4 Calibration Sample, Level: 4
Dil Factor: 1.00000
Integrator: HP Genie Compound Sublist: 8270caln.sub
Target Version: 4.14 Sample Matrix: WATER

Concentration Formula: Amt * DF * (1/(Vo/1000))*Vf * CpndVariable

Name	Value	Description
DF	1.000	Dilution Factor
Vo	1000.000	Volume of sample extracted (mL)
Vf	1.000	Final Volume
Cpnd Variable		Local Compound Variable

RT	EXP RT	REL RT	MASS	RESPONSE	AMOUNTS CAL-AMT (ug/ml)	AMOUNTS ON-COL (ug/ml)	TARGET RANGE	RATIO
2 Pyridine						CAS #: 110-86-1		
2.381	2.381	(0.535)	79	565395	45.0000	46.3	80.00- 120.00	100.00
2.381	2.381	(0.535)	52	209239			7.01- 67.01	37.01
M 16 Cresols (Total)						CAS #: 1319-77-3		
				966702	90.0000			(a)
1 N-Nitrosodimethylamine						CAS #: 62-75-9		
2.338	2.338	(0.526)	42	249639	45.0000	45.2	80.00- 120.00	100.00
2.338	2.338	(0.526)	74	355364			112.35- 172.35	142.35
2.336	2.338	(0.525)	44	10515			0.00- 34.21	4.21
$ 6 2-Fluorophenol (SURR)						CAS #: 367-12-4		
3.383	3.383	(0.761)	112	872269	90.0000	92.9	80.00- 120.00	100.00
3.383	3.383	(0.761)	64	550821			33.15- 93.15	63.15
$ 11 Phenol-d5 (SURR)						CAS #: 4165-62-2		
4.139	4.139	(0.931)	99	1179240	90.0000	93.7	80.00- 120.00	100.00(TQ)
4.139	4.139	(0.930)	42	222719			0.00- 48.89	18.89
4.139	4.139	(0.931)	71	633988			23.76- 83.76	53.76
13 Phenol						CAS #: 108-95-2		
4.151	4.151	(0.933)	94	656815	45.0000	46.0	80.00- 120.00	100.00

RT	EXP RT	REL RT	MASS	RESPONSE	AMOUNTS CAL-AMT (ug/ml)	AMOUNTS ON-COL (ug/ml)	TARGET RANGE	RATIO
13 Phenol (continued)								
4.152	4.151	(0.933)	65	403241			31.39- 91.39	61.39
4.151	4.151	(0.933)	66	732221			81.48- 141.48	111.48
10 Aniline						CAS #: 62-53-3		
4.166	4.166	(0.937)	93	708524	45.0000	46.8	80.00- 120.00	100.00
4.152	4.166	(0.933)	65	403224			26.91- 86.91	56.91
4.151	4.166	(0.933)	66	732195			73.34- 133.34	103.34
14 Bis(2-Chloroethyl)ether						CAS #: 111-44-4		
4.210	4.210	(0.946)	93	413283	45.0000	46.0	80.00- 120.00	100.00
4.209	4.210	(0.946)	63	298814			42.30- 102.30	72.30
4.210	4.210	(0.947)	95	130317			1.53- 61.53	31.53
15 2-Chlorophenol						CAS #: 95-57-8		
4.278	4.278	(0.962)	128	439155	45.0000	46.7	80.00- 120.00	100.00
4.277	4.278	(0.962)	64	222752			20.72- 80.72	50.72
4.278	4.278	(0.962)	130	142236			2.39- 62.39	32.39
17 1,3-Dichlorobenzene						CAS #: 541-73-1		
4.401	4.401	(0.989)	146	532886	45.0000	46.2	80.00- 120.00	100.00
4.401	4.401	(0.989)	148	352533			36.16- 96.16	66.16
4.400	4.401	(0.989)	111	245884			16.14- 76.14	46.14
* 18 1,4-Dichlorobenzene-d4						CAS #: 3855-82-1		
4.448	4.448	(1.000)	152	324938	40.0000		80.00- 120.00	100.00
4.447	4.448	(1.000)	115	202127			32.20- 92.20	62.20
4.448	4.448	(1.000)	150	551663			139.77- 199.77	169.77
19 1,4-Dichlorobenzene						CAS #: 106-46-7		
4.462	4.462	(1.003)	146	555138	45.0000	45.7	80.00- 120.00	100.00
4.462	4.462	(1.003)	148	377967			38.09- 98.09	68.09
4.462	4.462	(1.003)	111	247025			14.50- 74.50	44.50
21 Benzyl alcohol						CAS #: 100-51-6		
4.567	4.567	(1.027)	108	290636	45.0000	45.1	80.00- 120.00	100.00(Q)
4.566	4.567	(1.027)	79	529802			152.29- 212.29	182.29
4.566	4.567	(1.027)	77	369851			97.26- 157.26	127.26
20 1,2-Dichlorobenzene						CAS #: 95-50-1		
4.599	4.599	(1.034)	146	504171	45.0000	45.6	80.00- 120.00	100.00
4.600	4.599	(1.034)	148	344466			38.32- 98.32	68.32
4.599	4.599	(1.034)	111	242692			18.14- 78.14	48.14
22 2-Methylphenol						CAS #: 95-48-7		
4.671	4.671	(1.050)	107	398807	45.0000	46.8	80.00- 120.00	100.00
4.671	4.671	(1.050)	108	448385			82.43- 142.43	112.43
4.671	4.671	(1.050)	79	340698			55.43- 115.43	85.43
23 2,2'-oxybis(1-chloropropane)						CAS #: 108-60-1		
4.675	4.675	(1.051)	45	288688	45.0000	46.0	80.00- 120.00	100.00
4.672	4.675	(1.050)	77	383903			102.98- 162.98	132.98
4.675	4.675	(1.051)	121	156535			24.22- 84.22	54.22

RT	EXP RT	REL RT	MASS	RESPONSE	AMOUNTS CAL-AMT (ug/ml)	AMOUNTS ON-COL (ug/ml)	TARGET RANGE	RATIO
28 4-Methylphenol						CAS #: 106-44-5		
4.808	4.808	(1.081)	107	567895	45.0000	46.2	80.00- 120.00	100.00
4.808	4.808	(1.081)	108	457398			50.54- 110.54	80.54
4.808	4.808	(1.081)	79	186051			2.76- 62.76	32.76
26 N-Nitrosodinpropylamine						CAS #: 621-64-7		
4.798	4.798	(1.079)	70	451511	45.0000	47.2	80.00- 120.00	100.00
4.798	4.798	(1.079)	42	166466			6.87- 66.87	36.87
4.799	4.798	(1.079)	130	86835			0.00- 49.23	19.23
30 Hexachloroethane						CAS #: 67-72-1		
4.902	4.902	(1.102)	117	222733	45.0000	46.4	80.00- 120.00	100.00
4.903	4.902	(1.102)	201	267443			90.07- 150.07	120.07
4.903	4.902	(1.102)	199	164133			43.69- 103.69	73.69
$ 31 Nitrobenzene-d5 (SURR)						CAS #: 4165-60-0		
4.944	4.944	(0.881)	82	675046	45.0000	46.1	80.00- 120.00	100.00
4.944	4.944	(0.881)	128	221173			2.76- 62.76	32.76
4.943	4.944	(0.881)	54	250324			7.08- 67.08	37.08
32 Nitrobenzene						CAS #: 98-95-3		
4.962	4.962	(0.884)	77	662664	45.0000	45.9	80.00- 120.00	100.00
4.962	4.962	(0.885)	123	226512			4.18- 64.18	34.18
4.962	4.962	(0.884)	65	100522			0.00- 45.17	15.17
34 Isophorone						CAS #: 78-59-1		
5.176	5.176	(0.923)	82	797241	45.0000	45.4	80.00- 120.00	100.00(T)
5.177	5.176	(0.923)	138	129834			0.00- 46.29	16.29
5.176	5.176	(0.923)	95	73410			0.00- 39.21	9.21
35 2-Nitrophenol						CAS #: 88-75-5		
5.253	5.253	(0.936)	139	240934	45.0000	45.1	80.00- 120.00	100.00
5.252	5.253	(0.936)	65	176693			43.34- 103.34	73.34
5.253	5.253	(0.936)	109	122664			20.91- 80.91	50.91
36 2,4-Dimethylphenol						CAS #: 105-67-9		
5.294	5.294	(0.944)	122	372368	45.0000	45.3	80.00- 120.00	100.00
5.294	5.294	(0.944)	107	526707			111.45- 171.45	141.45
5.294	5.294	(0.944)	121	219286			28.89- 88.89	58.89
38 Bis(2-Chloroethoxy)methane						CAS #: 111-91-1		
5.369	5.369	(0.957)	93	542981	45.0000	45.5	80.00- 120.00	100.00
5.369	5.369	(0.957)	95	179522			3.06- 63.06	33.06
5.370	5.369	(0.957)	123	78193			0.00- 44.40	14.40
40 Benzoic Acid						CAS #: 65-85-0		
5.404	5.404	(0.963)	122	254638	45.0000	44.9	80.00- 120.00	100.00(Q)
5.404	5.404	(0.963)	105	350552			107.67- 167.67	137.67
5.404	5.404	(0.963)	77	342169			104.37- 164.37	134.37
41 2,4-Dichlorophenol						CAS #: 120-83-2		
5.490	5.490	(0.979)	162	444870	45.0000	45.8	80.00- 120.00	100.00
5.490	5.490	(0.979)	164	295858			36.50- 96.50	66.50

```
                                          AMOUNTS
                                        CAL-AMT   ON-COL
  RT   EXP RT   REL RT   MASS  RESPONSE (ug/ml)  (ug/ml)   TARGET RANGE    RATIO
 ==== ======== ========  ====  ======== =======  =======   ============    =====

   41 2,4-Dichlorophenol (continued)
5.489    5.490 ( 0.978)    98    158950                     5.73-  65.73    35.73
--------------------------------------------------------------------------------
   42 1,2,4-Trichlorobenzene                        CAS #: 120-82-1
5.555    5.555 ( 0.990)   180    544289 45.0000     44.8  80.00- 120.00   100.00
5.555    5.555 ( 0.990)   182    530503                   67.47- 127.47    97.47
5.555    5.555 ( 0.990)   145    153091                    0.00-  58.13    28.13
--------------------------------------------------------------------------------
*  43 Naphthalene-d8                                 CAS #: 1146-65-2
5.610    5.610 ( 1.000)   136   1085348 40.0000           80.00- 120.00   100.00
5.609    5.610 ( 1.000)    68     59760                    0.00-  35.51     5.51
--------------------------------------------------------------------------------
   44 Naphthalene                                    CAS #: 91-20-3
5.630    5.630 ( 1.004)   128   1278236 45.0000     45.9  80.00- 120.00   100.00
5.630    5.630 ( 1.004)   129    144160                    0.00-  41.28    11.28
5.630    5.630 ( 1.004)   127    169601                    0.00-  43.27    13.27
--------------------------------------------------------------------------------
   45 4-Chloroaniline                                CAS #: 106-47-8
5.681    5.681 ( 1.013)   127    534508 45.0000     45.6  80.00- 120.00   100.00
5.681    5.681 ( 1.013)   129    173140                    2.39-  62.39    32.39
5.680    5.681 ( 1.013)    65    222041                   11.54-  71.54    41.54
--------------------------------------------------------------------------------
   48 Hexachlorobutadiene                            CAS #: 87-68-3
5.746    5.746 ( 1.024)   225    419742 45.0000     45.3  80.00- 120.00   100.00
5.745    5.746 ( 1.024)   223    260312                   32.02-  92.02    62.02
5.745    5.746 ( 1.024)   227    270883                   34.54-  94.54    64.54
--------------------------------------------------------------------------------
   51 4-Chloro-3-methylphenol                        CAS #: 59-50-7
6.158    6.158 ( 1.098)   107    432813 45.0000     46.3  80.00- 120.00   100.00
6.159    6.158 ( 1.098)   144    112300                    0.00-  55.95    25.95
6.159    6.158 ( 1.098)   142    322335                   44.47- 104.47    74.47
--------------------------------------------------------------------------------
   53 2-Methylnaphthalene                            CAS #: 91-57-6
6.289    6.289 ( 1.121)   142    917497 45.0000     45.3  80.00- 120.00   100.00
6.289    6.289 ( 1.121)   141    808118                   58.08- 118.08    88.08
--------------------------------------------------------------------------------
   54 1-Methylnaphthalene                            CAS #: 90-12-0
6.385    6.385 ( 1.138)   142    838959 45.0000     45.6  80.00- 120.00   100.00
6.385    6.385 ( 1.138)   141    769532                   61.72- 121.72    91.72
--------------------------------------------------------------------------------
   55 Hexachlorocyclopentadiene                      CAS #: 77-47-4
6.445    6.445 ( 0.882)   237    534353 45.0000     46.3  80.00- 120.00   100.00
6.445    6.445 ( 0.882)   235    338609                   33.37-  93.37    63.37
6.445    6.445 ( 0.882)   272     73429                    0.00-  43.74    13.74
--------------------------------------------------------------------------------
   57 2,4,6-Trichlorophenol                          CAS #: 88-06-2
6.620    6.620 ( 0.906)   196    424896 45.0000     46.7  80.00- 120.00   100.00
6.621    6.620 ( 0.906)   198    412432                   67.07- 127.07    97.07
6.621    6.620 ( 0.906)   200    132990                    1.30-  61.30    31.30
--------------------------------------------------------------------------------
   58 2,4,5-Trichlorophenol                          CAS #: 95-95-4
6.570    6.570 ( 0.899)   196    385090 45.0000     45.8  80.00- 120.00   100.00
6.570    6.570 ( 0.899)   198    382995                   69.46- 129.46    99.46
```

```
                                          AMOUNTS
                                        CAL-AMT   ON-COL
  RT   EXP RT   REL RT   MASS  RESPONSE (ug/ml)  (ug/ml)   TARGET RANGE    RATIO
 ==== ======== ========  ====  ======== =======  =======   ============    =====

   58 2,4,5-Trichlorophenol (continued)
6.569    6.570 ( 0.899)    97    249238                    34.72-  94.72    64.72
-------------------------------------------------------------------------------
$  59 2-Fluorobiphenyl (SURR)                        CAS #: 321-60-8
6.644    6.644 ( 0.909)   172   1337046 45.0000     47.3  80.00- 120.00   100.00
6.644    6.644 ( 0.910)   171    468354                    5.03-  65.03    35.03
-------------------------------------------------------------------------------
   62 2-Chloronaphthalene                            CAS #: 91-58-7
6.763    6.763 ( 0.926)   162    999565 45.0000     46.6  80.00- 120.00   100.00
6.763    6.763 ( 0.926)   164    341855                    4.20-  64.20    34.20
6.762    6.763 ( 0.926)   127    378334                    7.85-  67.85    37.85
-------------------------------------------------------------------------------
   63 2-Nitroaniline                                 CAS #: 88-74-4
6.869    6.869 ( 0.940)    65    346730 45.0000     47.0  80.00- 120.00   100.00(Q)
6.869    6.869 ( 0.940)    92    208897                   30.25-  90.25    60.25
6.869    6.869 ( 0.940)   138    285809                   52.43- 112.43    82.43
-------------------------------------------------------------------------------
   65 Dimethylphthalate                              CAS #: 131-11-3
7.040    7.040 ( 0.964)   163   1153818 45.0000     46.9  80.00- 120.00   100.00
7.040    7.040 ( 0.964)   194     64089                    0.00-  35.55     5.55
7.040    7.040 ( 0.964)   164    121672                    0.00-  40.55    10.55
-------------------------------------------------------------------------------
   68 Acenaphthylene                                 CAS #: 208-96-8
7.167    7.167 ( 0.981)   152   1482094 45.0000     46.8  80.00- 120.00   100.00(Q)
7.167    7.167 ( 0.981)   151    303902                    0.00-  50.50    20.50
7.167    7.167 ( 0.981)   153    203965                    0.00-  43.76    13.76
-------------------------------------------------------------------------------
   67 2,6-Dinitrotoluene                             CAS #: 606-20-2
7.100    7.100 ( 0.972)   165    262617 45.0000     47.2  80.00- 120.00   100.00(Q)
7.100    7.100 ( 0.972)    89    207509                   49.02- 109.02    79.02
7.100    7.100 ( 0.972)    63    196587                   44.86- 104.86    74.86
-------------------------------------------------------------------------------
   69 3-Nitroaniline                                 CAS #: 99-09-2
7.271    7.271 ( 0.995)   138    228756 45.0000     46.3  80.00- 120.00   100.00
7.271    7.271 ( 0.995)   108     25901                    0.00-  41.32    11.32
7.271    7.271 ( 0.995)    92    297505                  100.05- 160.05   130.05
-------------------------------------------------------------------------------
*  70 Acenaphthene-d10                               CAS #: 15067-26-2
7.305    7.305 ( 1.000)   164    730887 40.0000          80.00- 120.00   100.00
7.305    7.305 ( 1.000)   162    692360                  64.73- 124.73    94.73
7.305    7.305 ( 1.000)   160    310370                  12.46-  72.46    42.46
-------------------------------------------------------------------------------
   71 Acenaphthene                                   CAS #: 83-32-9
7.338    7.338 ( 1.004)   154    892209 45.0000     46.4  80.00- 120.00   100.00
7.338    7.338 ( 1.004)   153    967666                  78.46- 138.46   108.46
7.338    7.338 ( 1.004)   152    476821                  23.44-  83.44    53.44
-------------------------------------------------------------------------------
   72 2,4-Dinitrophenol                              CAS #: 51-28-5
7.369    7.369 ( 1.009)   184    160178 45.0000     44.2  80.00- 120.00   100.00
7.368    7.369 ( 1.009)    63    125050                  48.07- 108.07    78.07
7.369    7.369 ( 1.009)   154    111496                  39.61-  99.61    69.61
-------------------------------------------------------------------------------
   74 4-Nitrophenol                                  CAS #: 100-02-7
7.476    7.476 ( 1.023)   109    258513 45.0000     48.1  80.00- 120.00   100.00
```

```
                                          AMOUNTS
                                        CAL-AMT   ON-COL
  RT   EXP RT   REL RT   MASS  RESPONSE (ug/ml)  (ug/ml)   TARGET RANGE    RATIO
 ==== ======== ========  ====  ======== =======  =======   ============    =====

   74 4-Nitrophenol (continued)
7.478    7.476 ( 1.024)   139    146395                    26.63-  86.63    56.63
7.476    7.476 ( 1.023)    65    288463                    81.59- 141.59   111.59
--------------------------------------------------------------------------------
   75 Dibenzofuran                                  CAS #: 132-64-9
7.506    7.506 ( 1.027)   168   1458463 45.0000     46.6  80.00- 120.00   100.00
7.505    7.506 ( 1.027)   139    623524                    12.75-  72.75    42.75
--------------------------------------------------------------------------------
   76 2,4-Dinitrotoluene                            CAS #: 121-14-2
7.494    7.494 ( 1.026)   165    356078 45.0000     45.6  80.00- 120.00   100.00(Q)
7.494    7.494 ( 1.026)    63    399160                    82.10- 142.10   112.10
7.494    7.494 ( 1.026)    89    363480                    72.08- 132.08   102.08
--------------------------------------------------------------------------------
   80 Diethylphthalate                              CAS #: 84-66-2
7.729    7.729 ( 1.058)   149   1053697 45.0000     46.4  80.00- 120.00   100.00
7.730    7.729 ( 1.058)   177    246092                     0.00-  53.36    23.36
7.729    7.729 ( 1.058)   150    130995                     0.00-  42.43    12.43
--------------------------------------------------------------------------------
   81 Fluorene                                      CAS #: 86-73-7
7.841    7.841 ( 1.073)   166   1279956 45.0000     47.2  80.00- 120.00   100.00
7.841    7.841 ( 1.073)   165   1223038                    65.55- 125.55    95.55
7.841    7.841 ( 1.073)   167    181135                     0.00-  44.15    14.15
--------------------------------------------------------------------------------
   82 4-Chlorophenyl-phenylether                    CAS #: 7005-72-3
7.838    7.838 ( 1.073)   204    760601 45.0000     46.8  80.00- 120.00   100.00
7.838    7.838 ( 1.073)   206    260637                     4.27-  64.27    34.27
7.838    7.838 ( 1.073)   141    418110                    24.97-  84.97    54.97
--------------------------------------------------------------------------------
   84 4-Nitroaniline                                CAS #: 100-01-6
7.874    7.874 ( 1.078)   138    182466 45.0000     42.6  80.00- 120.00   100.00
7.874    7.874 ( 1.078)    92    124106                    38.02-  98.02    68.02
7.874    7.874 ( 1.078)   108    282673                   124.92- 184.92   154.92
--------------------------------------------------------------------------------
   85 4,6-Dinitro-2-methylphenol                    CAS #: 534-52-1
7.896    7.896 ( 0.901)   198    251212 45.0000     44.2  80.00- 120.00   100.00
7.894    7.896 ( 0.901)    51     92359                     6.77-  66.77    36.77
7.895    7.896 ( 0.901)   105     96708                     8.50-  68.50    38.50
--------------------------------------------------------------------------------
   86 N-Nitrosodiphenylamine                        CAS #: 86-30-6
7.956    7.956 ( 0.908)   169    747752 45.0000     45.4  80.00- 120.00   100.00
7.957    7.956 ( 0.908)   168    498063                    36.61-  96.61    66.61
7.956    7.956 ( 0.908)   167    258861                     4.62-  64.62    34.62
--------------------------------------------------------------------------------
   87 1,2-Diphenylhydrazine                         CAS #: 122-66-7
7.992    7.992 ( 1.094)    77   1202530 45.0000     46.0  80.00- 120.00   100.00(M)
7.994    7.992 ( 1.094)   105    160451                     0.00-  43.34    13.34
7.995    7.992 ( 1.094)   182    313921                     0.00-  56.11    26.11
--------------------------------------------------------------------------------
$  88 2,4,6-Tribromophenol (SURR)                   CAS #: 118-79-6
8.083    8.083 ( 1.106)   330    474765 90.0000     93.0  80.00- 120.00   100.00
8.083    8.083 ( 1.107)   332    457794                    66.43- 126.43    96.43
8.081    8.083 ( 1.106)   141    186295                     9.24-  69.24    39.24
--------------------------------------------------------------------------------
```

```
                                          AMOUNTS
                                        CAL-AMT   ON-COL
  RT   EXP RT   REL RT   MASS  RESPONSE (ug/ml)  (ug/ml)   TARGET RANGE    RATIO
 ==== ======== ========  ====  ======== =======  =======   ============    =====

   93 4-Bromophenylphenylether                          CAS #: 101-55-3
8.318    8.318 ( 0.949)   248    442321 45.0000     46.3  80.00- 120.00   100.00
8.318    8.318 ( 0.949)   250    430658                   67.36- 127.36    97.36
8.317    8.318 ( 0.949)   141    290930                   35.77-  95.77    65.77
--------------------------------------------------------------------------------
   94 Hexachlorobenzene                                 CAS #: 118-74-1
8.387    8.387 ( 0.957)   284    505718 45.0000     46.1  80.00- 120.00   100.00
8.385    8.387 ( 0.957)   142    163778                    2.39-  62.39    32.39
8.386    8.387 ( 0.957)   249    152013                    0.06-  60.06    30.06
--------------------------------------------------------------------------------
   96 Pentachlorophenol                                 CAS #: 87-86-5
8.585    8.585 ( 0.980)   266    300625 45.0000     46.6  80.00- 120.00   100.00
8.585    8.585 ( 0.980)   264    191504                   33.70-  93.70    63.70
8.585    8.585 ( 0.980)   268    196195                   35.26-  95.26    65.26
--------------------------------------------------------------------------------
* 100 Phenanthrene-d10                                 CAS #: 1517-22-2
8.761    8.761 ( 1.000)   188   1306281 40.0000           80.00- 120.00   100.00
8.761    8.761 ( 1.000)    94     82956                    0.00-  36.35     6.35
8.760    8.761 ( 1.000)    80    102194                    0.00-  37.82     7.82
--------------------------------------------------------------------------------
  101 Phenanthrene                                      CAS #: 85-01-8
8.785    8.785 ( 1.003)   178   1587296 45.0000     47.2  80.00- 120.00   100.00(Q)
8.785    8.785 ( 1.003)   179    259224                    0.00-  46.33    16.33
8.785    8.785 ( 1.003)   176    319179                    0.00-  50.11    20.11
--------------------------------------------------------------------------------
  103 Anthracene                                        CAS #: 120-12-7
8.835    8.835 ( 1.008)   178   1580709 45.0000     47.2  80.00- 120.00   100.00(Q)
8.835    8.835 ( 1.008)   179    252450                    0.00-  45.97    15.97
8.835    8.835 ( 1.008)   176    312915                    0.00-  49.80    19.80
--------------------------------------------------------------------------------
  104 Carbazole                                         CAS #: 86-74-8
8.996    8.996 ( 1.027)   167   1243292 45.0000     44.5  80.00- 120.00   100.00
8.996    8.996 ( 1.027)   139    172699                    0.00-  43.89    13.89
8.996    8.996 ( 1.027)    83     76737                    0.00-  36.17     6.17
--------------------------------------------------------------------------------
  105 Di-n-butylphthalate                               CAS #: 84-74-2
9.327    9.327 ( 1.065)   149   1679959 45.0000     47.6  80.00- 120.00   100.00
9.327    9.327 ( 1.065)   150    168602                    0.00-  40.04    10.04
9.326    9.327 ( 1.064)   104    130860                    0.00-  37.79     7.79
--------------------------------------------------------------------------------
  109 Fluoranthene                                      CAS #: 206-44-0
9.953    9.953 ( 1.136)   202   1779902 45.0000     46.1  80.00- 120.00   100.00
9.952    9.953 ( 1.136)   101    119125                    0.00-  36.69     6.69
9.953    9.953 ( 1.136)   203    334963                    0.00-  48.82    18.82
--------------------------------------------------------------------------------
  111 Pyrene                                            CAS #: 129-00-0
10.176  10.176 ( 0.896)   202   1923257 45.0000     44.7  80.00- 120.00   100.00
10.177  10.176 ( 0.896)   200    420845                    0.00-  51.88    21.88
10.176  10.176 ( 0.896)   203    371806                    0.00-  49.33    19.33
--------------------------------------------------------------------------------
$ 112 Terphenyl-d14 (SURR)                              CAS #: 1718-51-0
10.322  10.322 ( 0.909)   244   1843767 45.0000     45.1  80.00- 120.00   100.00
10.321  10.322 ( 0.909)   122    123948                    0.00-  36.72     6.72
```

RT	EXP RT	REL RT	MASS	RESPONSE	AMOUNTS CAL-AMT (ug/ml)	AMOUNTS ON-COL (ug/ml)	TARGET RANGE	RATIO
$ 112 Terphenyl-d14 (SURR) (continued)								
10.322	10.322	(0.909)	212	148531			0.00- 38.06	8.06
118 Butylbenzylphthalate						CAS #: 85-68-7		
10.798	10.798	(0.951)	149	861199	45.0000	46.2	80.00- 120.00	100.00
10.798	10.798	(0.951)	91	702446			51.57- 111.57	81.57
10.799	10.798	(0.951)	206	216468			0.00- 55.14	25.14
120 Benzo[a]anthracene						CAS #: 56-55-3		
11.348	11.348	(0.999)	228	2553320	45.0000	47.0	80.00- 120.00	100.00
11.348	11.348	(0.999)	229	550794			0.00- 51.57	21.57
11.348	11.348	(0.999)	226	728783			0.00- 58.54	28.54
* 121 Chrysene-d12						CAS #: 1719-03-5		
11.359	11.359	(1.000)	240	2165349	40.0000		80.00- 120.00	100.00
11.357	11.359	(1.000)	120	138186			0.00- 36.38	6.38
11.358	11.359	(1.000)	236	585917			0.00- 57.06	27.06
123 Chrysene						CAS #: 218-01-9		
11.384	11.384	(1.002)	228	2176466	45.0000	45.7	80.00- 120.00	100.00
11.384	11.384	(1.002)	226	677295			1.12- 61.12	31.12
11.384	11.384	(1.002)	229	473226			0.00- 51.74	21.74
124 Bis-2-Ethylhexylphthalate						CAS #: 117-81-7		
11.350	11.350	(0.999)	149	1541099	45.0000	47.8	80.00- 120.00	100.00
11.351	11.350	(0.999)	167	494214			2.07- 62.07	32.07
11.352	11.350	(0.999)	279	142376			0.00- 39.24	9.24
125 Di-n-octylphthalate						CAS #: 117-84-0		
11.948	11.948	(0.942)	149	2012276	45.0000	48.8	80.00- 120.00	100.00
11.948	11.948	(0.942)	167	35099			0.00- 31.74	1.74
11.947	11.948	(0.942)	43	165184			0.00- 38.21	8.21
127 Benzo[b]fluoranthene						CAS #: 205-99-2		
12.333	12.333	(0.972)	252	2359174	45.0000	46.4	80.00- 120.00	100.00
12.334	12.333	(0.973)	253	566744			0.00- 54.02	24.02
12.332	12.333	(0.972)	125	116410			0.00- 34.93	4.93
128 Benzo[k]fluoranthene						CAS #: 207-08-9		
12.359	12.359	(0.974)	252	2477230	45.0000	48.5	80.00- 120.00	100.00
12.359	12.359	(0.974)	253	583870			0.00- 53.57	23.57
12.357	12.359	(0.974)	125	130418			0.00- 35.26	5.26
129 Benzo[a]pyrene						CAS #: 50-32-8		
12.630	12.630	(0.996)	252	2342252	45.0000	47.2	80.00- 120.00	100.00
12.630	12.630	(0.996)	253	563062			0.00- 54.04	24.04
12.629	12.630	(0.996)	125	129315			0.00- 35.52	5.52
* 130 Perylene-d12						CAS #: 1520-96-3		
12.682	12.682	(1.000)	264	1911346	40.0000		80.00- 120.00	100.00
12.682	12.682	(1.000)	260	474004			0.00- 54.80	24.80
12.682	12.682	(1.000)	265	447076			0.00- 53.39	23.39

RT	EXP RT	REL RT	MASS	RESPONSE	AMOUNTS CAL-AMT (ug/ml)	AMOUNTS ON-COL (ug/ml)	TARGET RANGE	RATIO
133 Indeno[1,2,3-cd]pyrene						CAS #: 193-39-5		
13.749	13.749	(1.084)	276	2895767	45.0000	46.8	80.00- 120.00	100.00
13.750	13.749	(1.084)	138	361475			0.00- 42.48	12.48
13.749	13.749	(1.084)	277	776637			0.00- 56.82	26.82
134 Dibenz[a,h]anthracene						CAS #: 53-70-3		
13.755	13.755	(1.085)	278	2560504	45.0000	47.4	80.00- 120.00	100.00
13.753	13.755	(1.084)	139	197219			0.00- 37.70	7.70
13.755	13.755	(1.085)	279	629011			0.00- 54.57	24.57
135 Benzo[g,h,i]perylene						CAS #: 191-24-2		
14.053	14.053	(1.108)	276	2198134	45.0000	46.5	80.00- 120.00	100.00
14.053	14.053	(1.108)	138	220018			0.00- 40.01	10.01
14.053	14.053	(1.108)	277	545072			0.00- 54.80	24.80

QC Flag Legend

T - Target compound detected outside RT window.
a - Target compound detected but, quantitated amount
    Below Limit Of Quantitation(BLOQ).
Q - Qualifier signal failed the ratio test.
M - Compound response manually integrated.

Data File: \\Svecd04\DD\chem\smsd03.i\S3042312.b\8270CAL4.D
Date : 23-APR-2012 11:34
Client ID: 8270CAL4
Sample Info: 45924
Purge Volume: 1000.0
Column phase: HPMS-5

Instrument: smsd03.i
Operator: PEL
Column diameter: 0.25

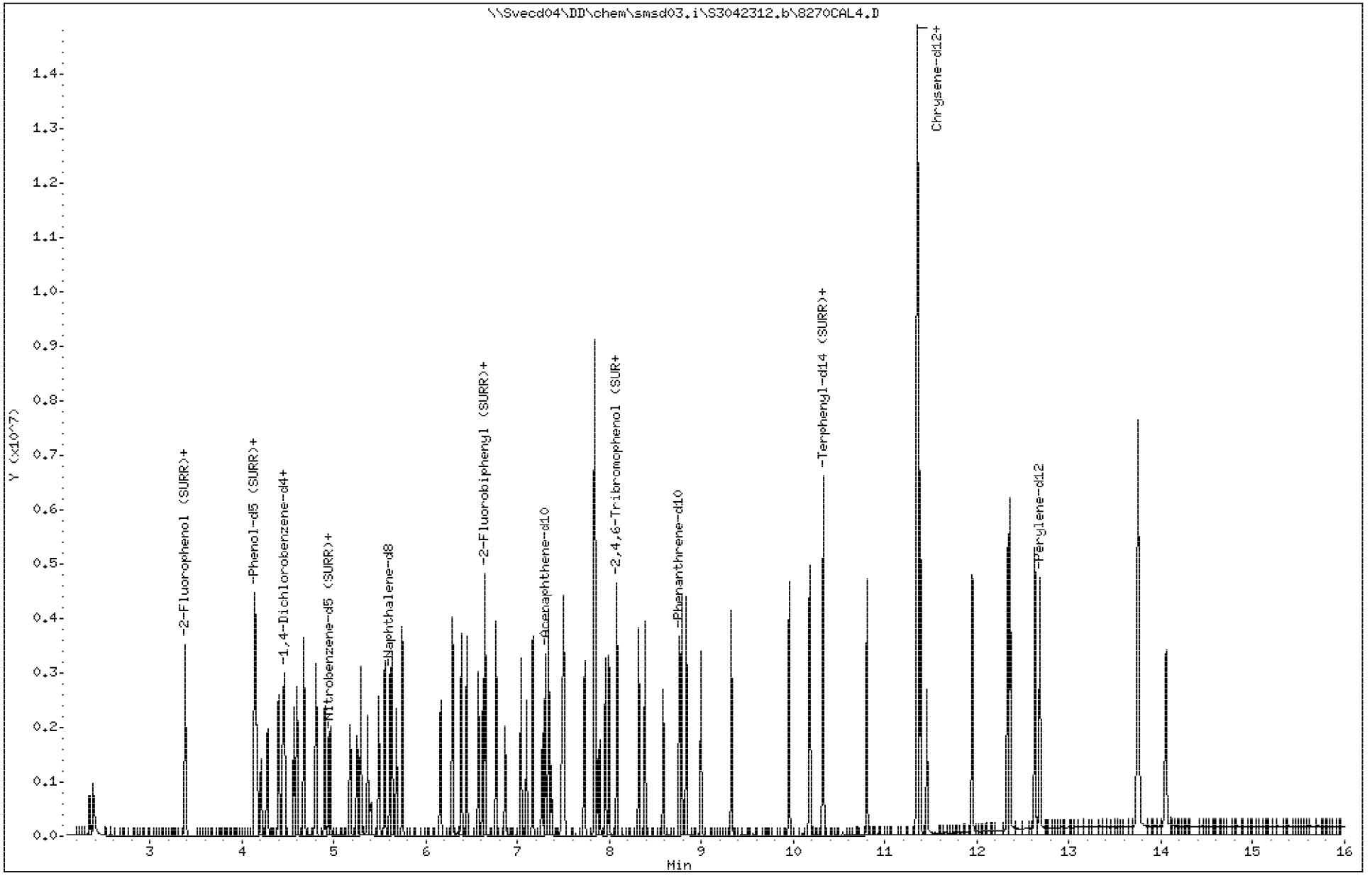

851

3505892

Data File: \\Svecd04\DD\chem\smsd03.i\S3042312.b\8270CAL4.D

Date : 23-APR-2012 11:34

Client ID: 8270CAL4

Instrument: smsd03.i

Sample Info: 45924

Purge Volume: 1000.0

Operator: PEL

Column phase: HPMS-5

Column diameter: 0.25

2 Pyridine

Concentration: 46.3 ug/l

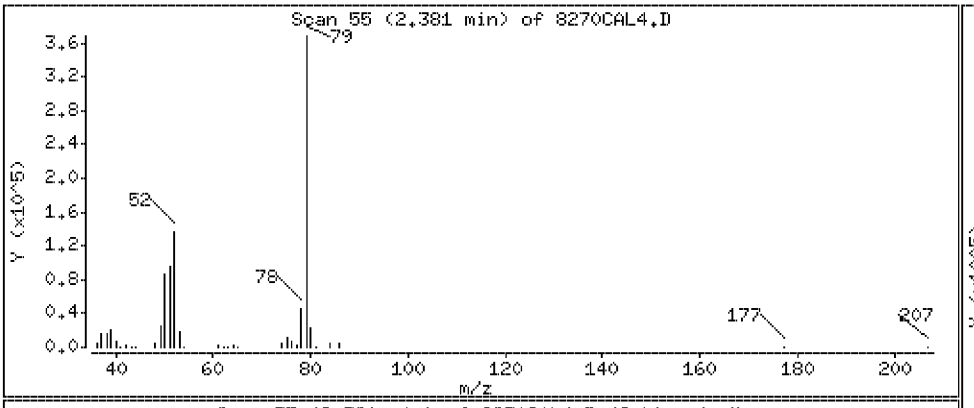

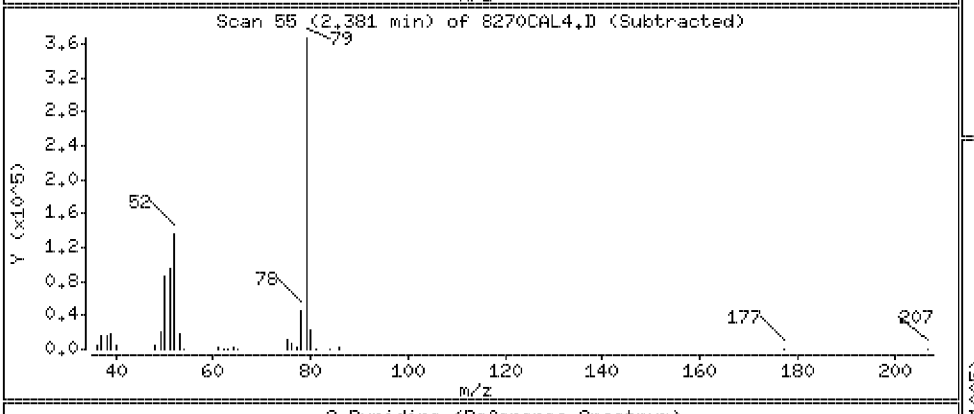

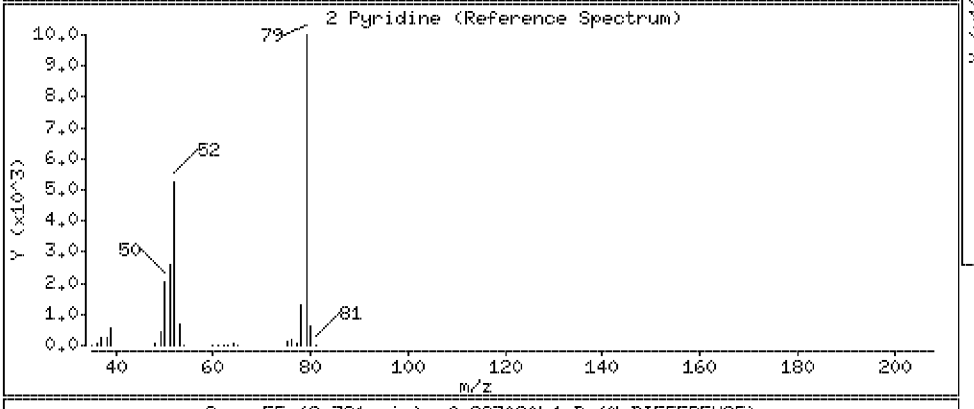

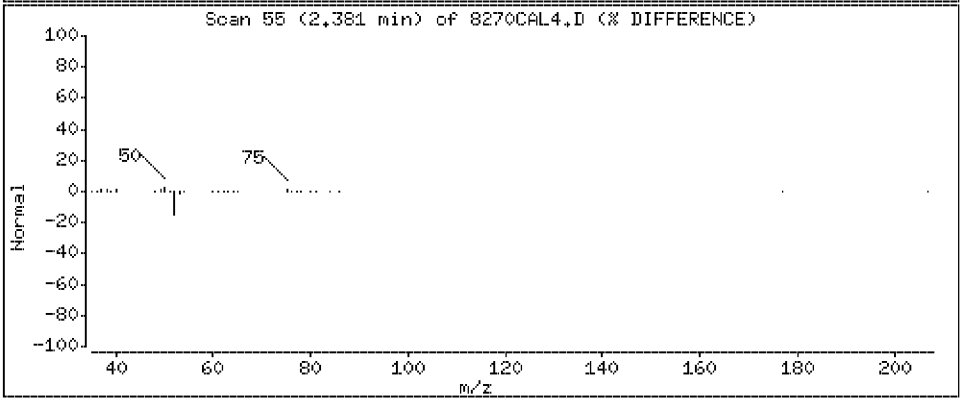

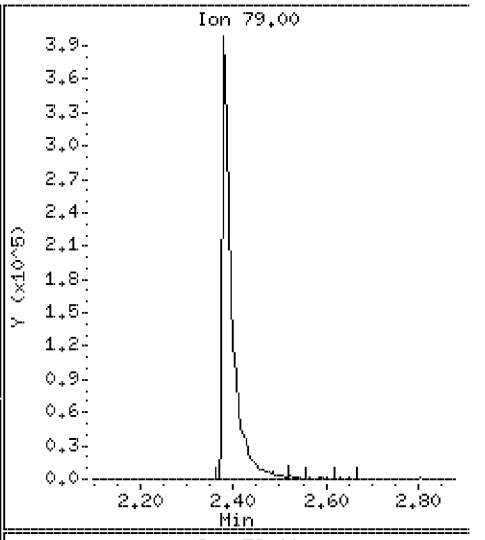

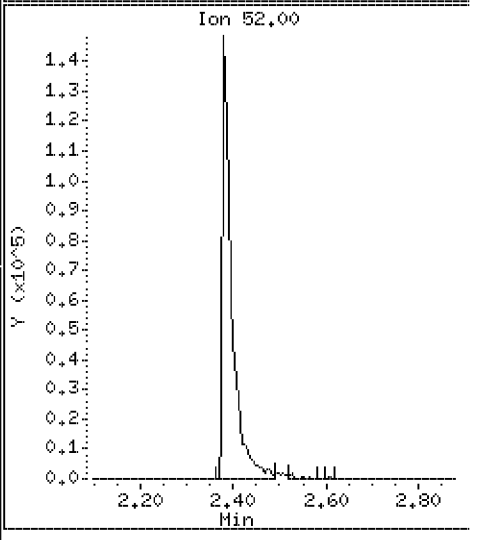

Data File: \\Svecd04\DD\chem\smsd03.i\S3042312.b\8270CAL4.D

Date : 23-APR-2012 11:34

Client ID: 8270CAL4

Instrument: smsd03.i

Sample Info: 45924

Purge Volume: 1000.0

Operator: PEL

Column phase: HPMS-5

Column diameter: 0.25

1 N-Nitrosodimethylamine

Concentration: 45.2 ug/l

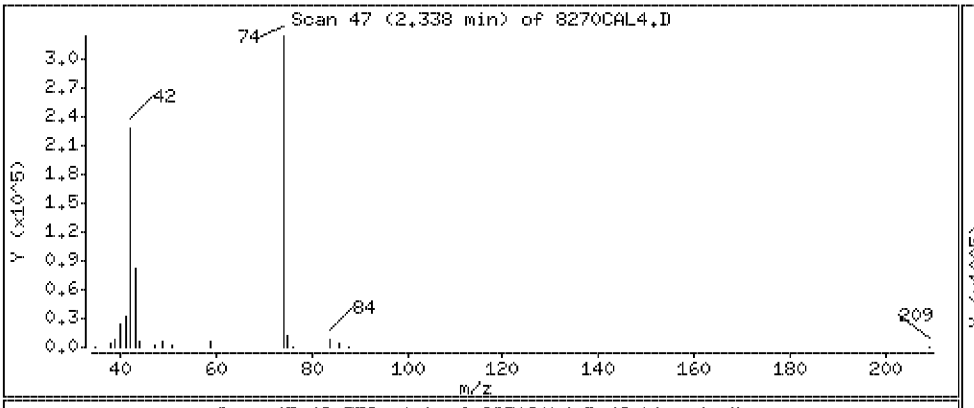

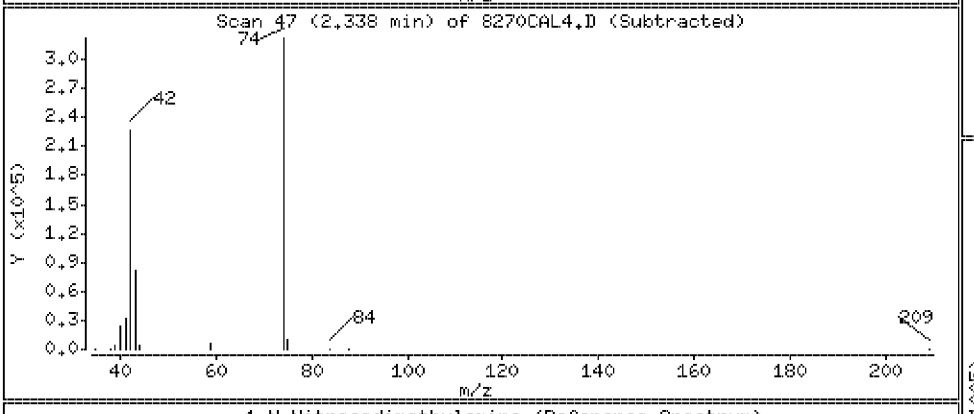

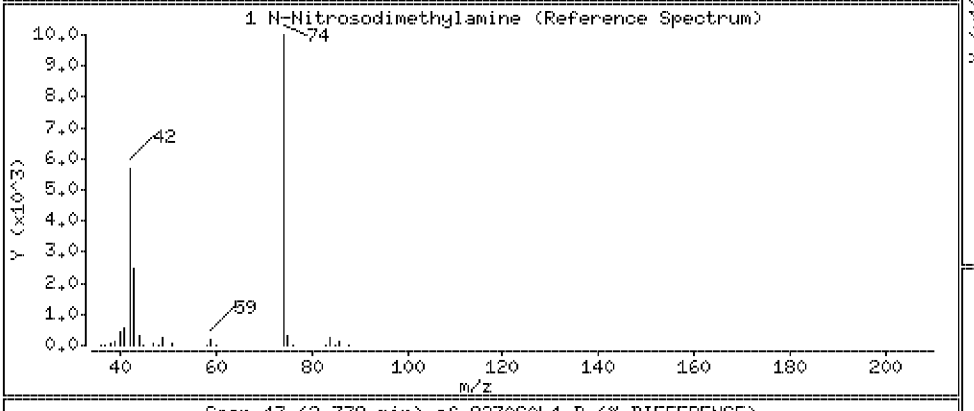

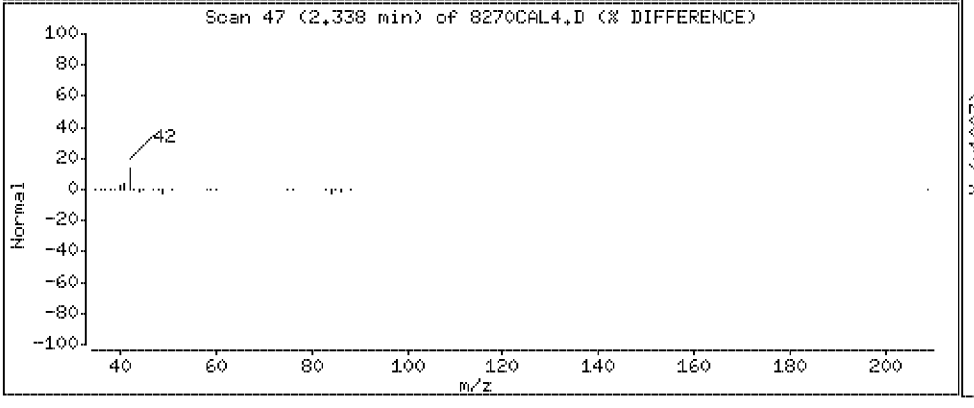

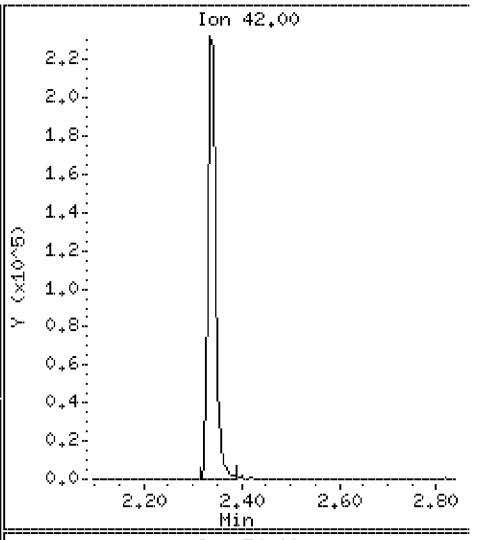

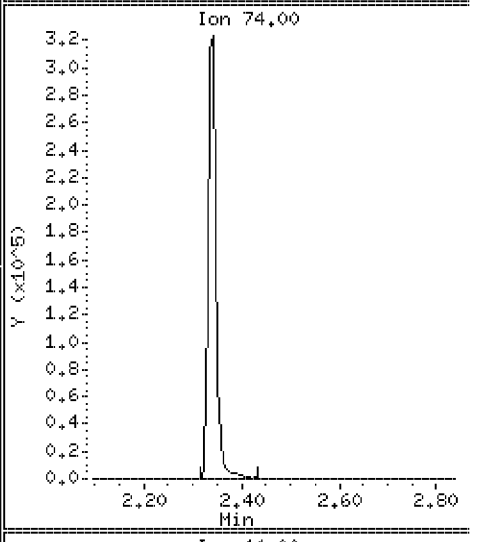

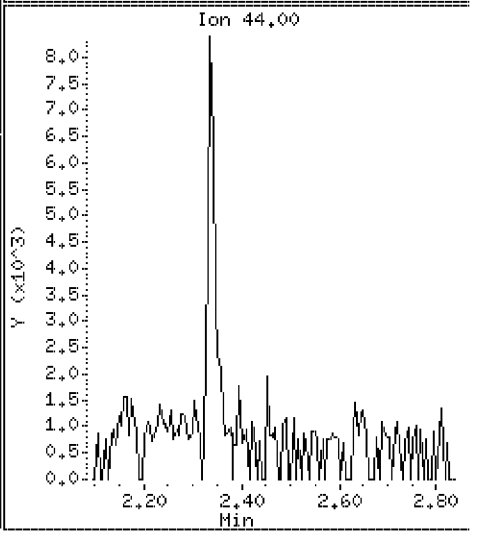

Data File: \\Svecd04\DD\chem\smsd03.i\S3042312.b\8270CAL4.D

Date : 23-APR-2012 11:34

Client ID: 8270CAL4 Instrument: smsd03.i

Sample Info: 45924

Purge Volume: 1000.0 Operator: PEL

Column phase: HPMS-5 Column diameter: 0.25

13 Phenol Concentration: 46.0 ug/l

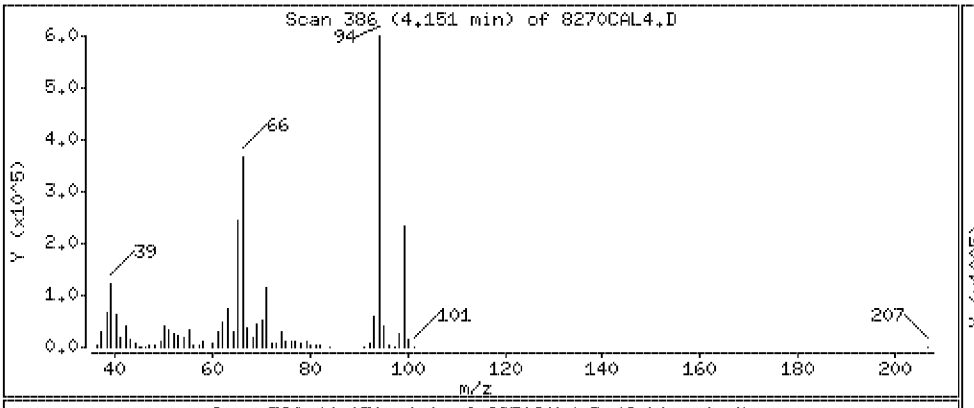

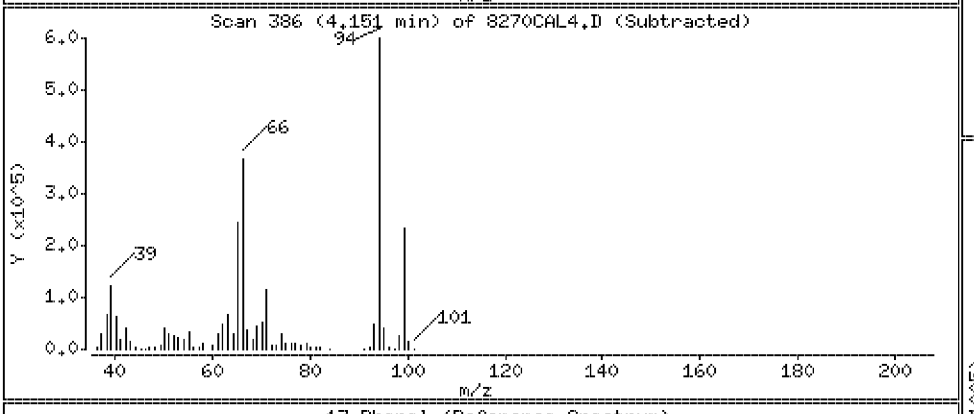

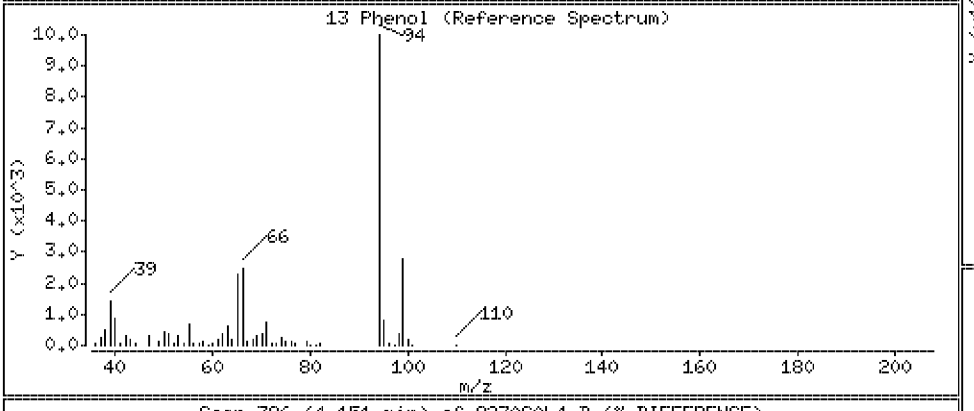

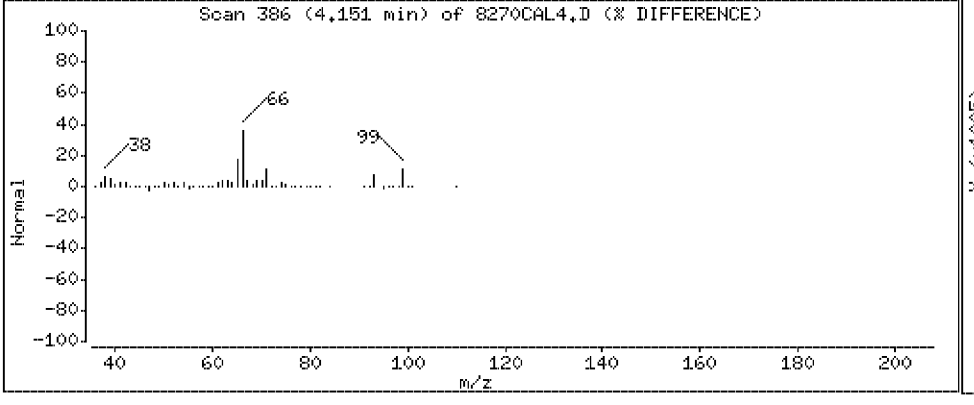

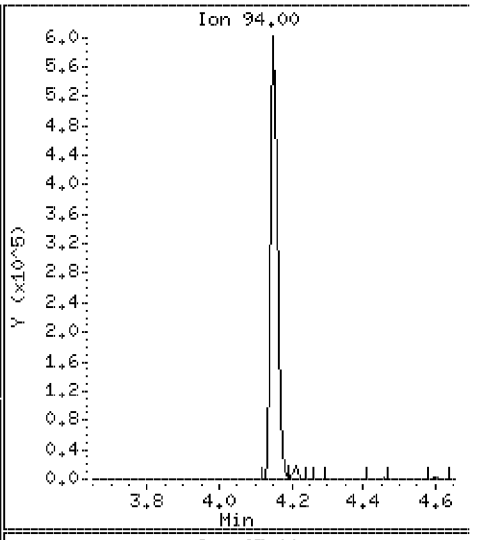

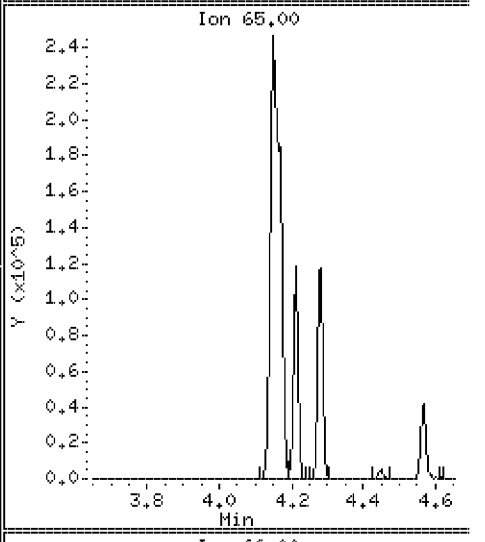

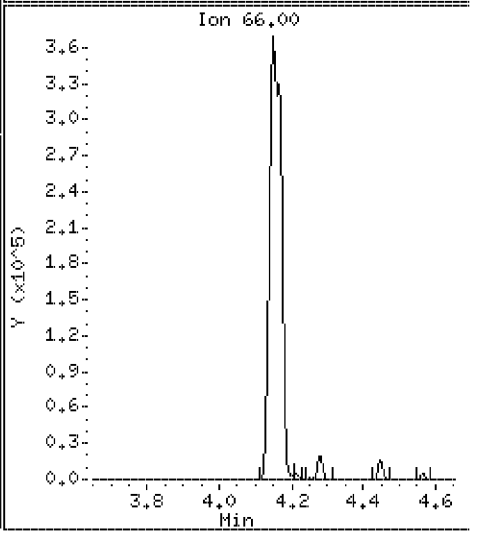

Data File: \\Svecd04\DD\chem\smsd03.i\S3042312.b\8270CAL4.D

Date : 23-APR-2012 11:34

Client ID: 8270CAL4 Instrument: smsd03.i

Sample Info: 45924

Purge Volume: 1000.0 Operator: PEL

Column phase: HPMS-5 Column diameter: 0.25

10 Aniline Concentration: 46.8 ug/l

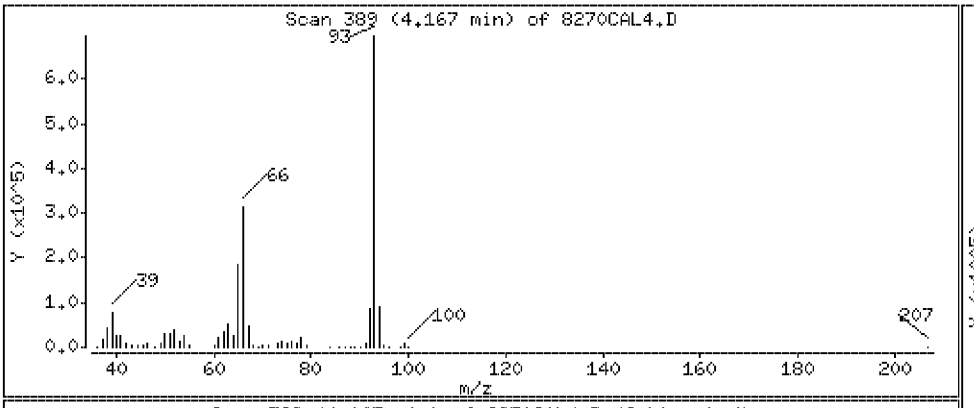

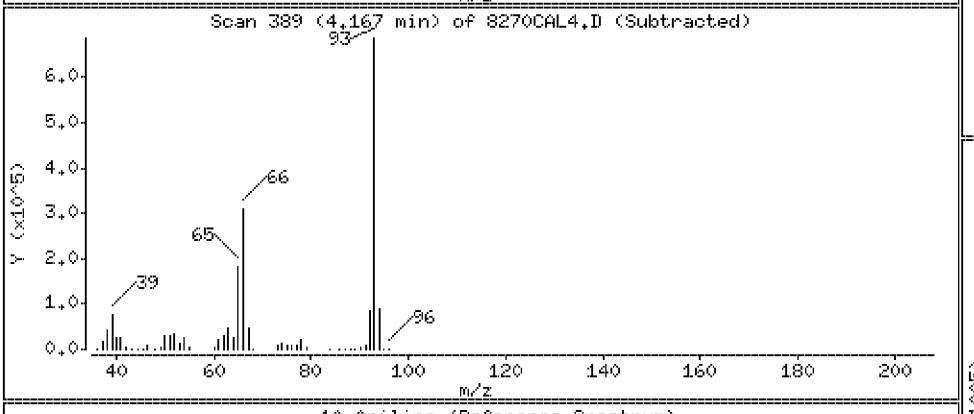

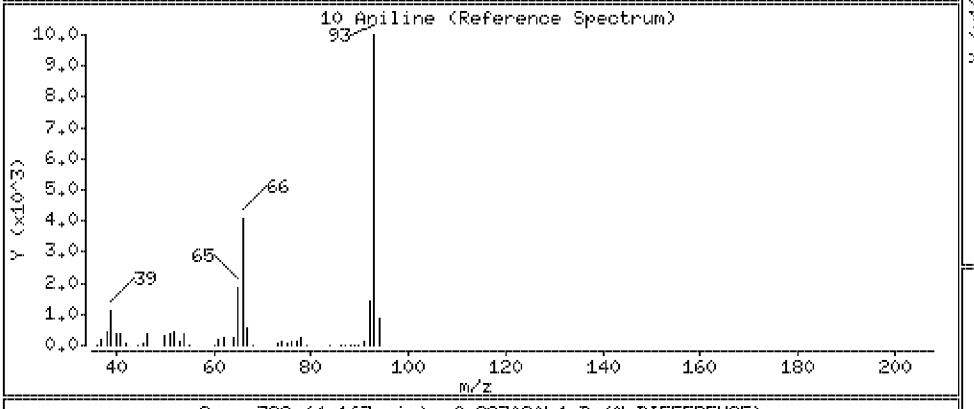

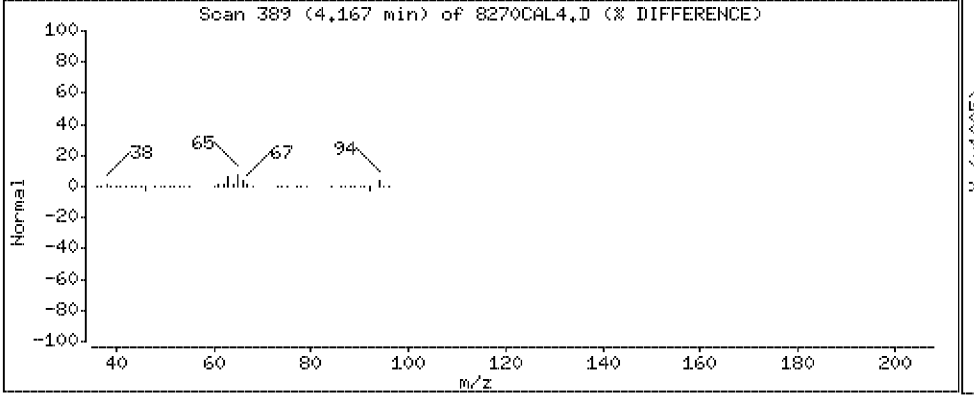

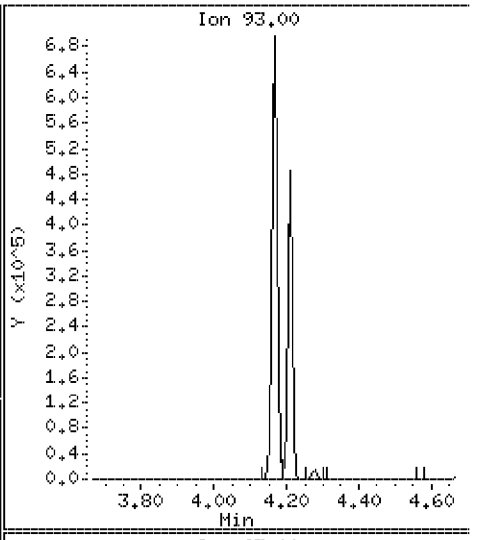

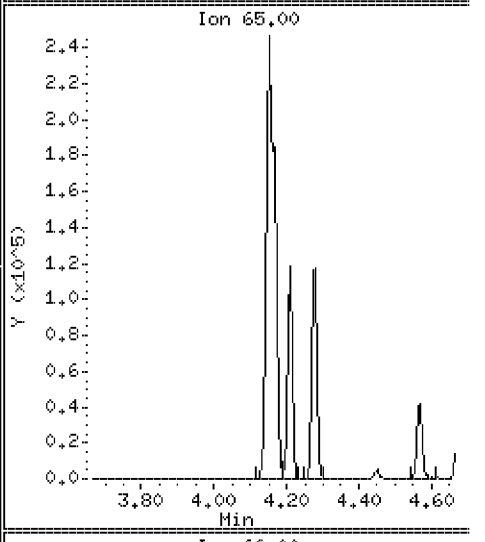

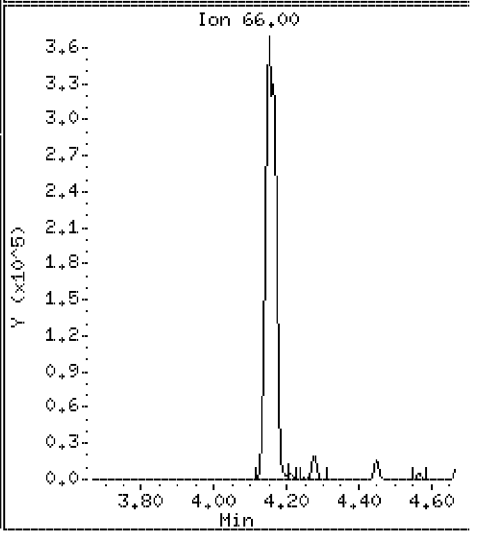

Data File: \\Svecd04\DD\chem\smsd03.i\S3042312.b\8270CAL4.D

Date : 23-APR-2012 11:34

Client ID: 8270CAL4 Instrument: smsd03.i

Sample Info: 45924

Purge Volume: 1000.0 Operator: PEL

Column phase: HPMS-5 Column diameter: 0.25

14 Bis(2-Chloroethyl)ether Concentration: 46.0 ug/l

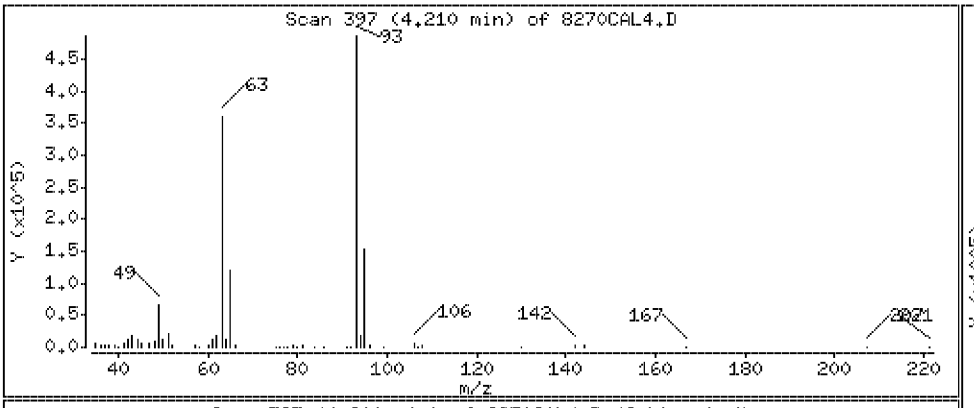

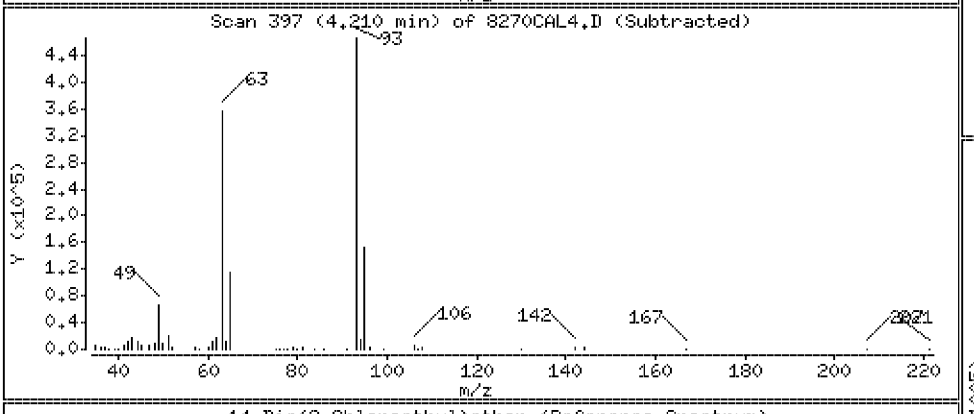

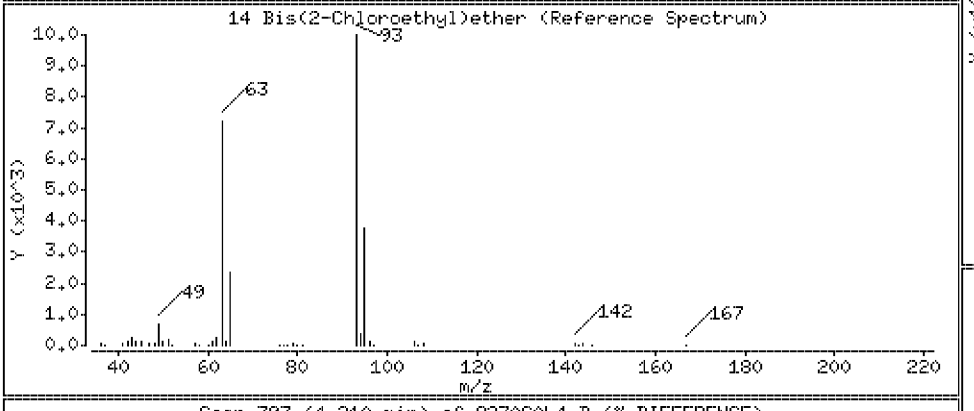

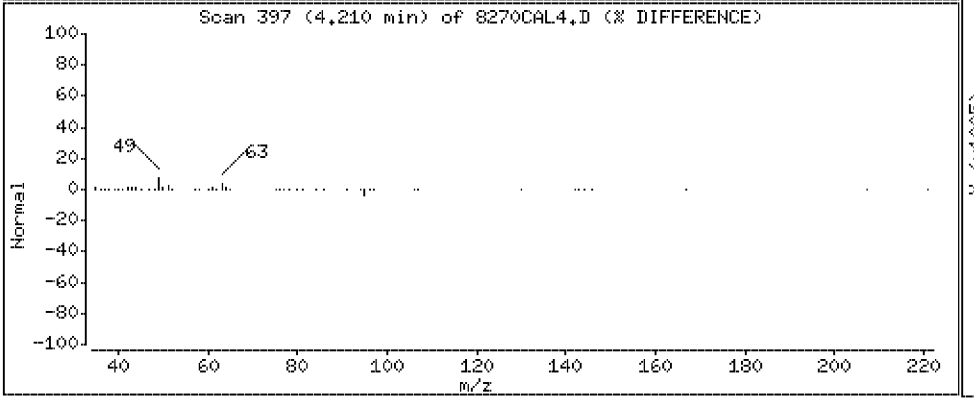

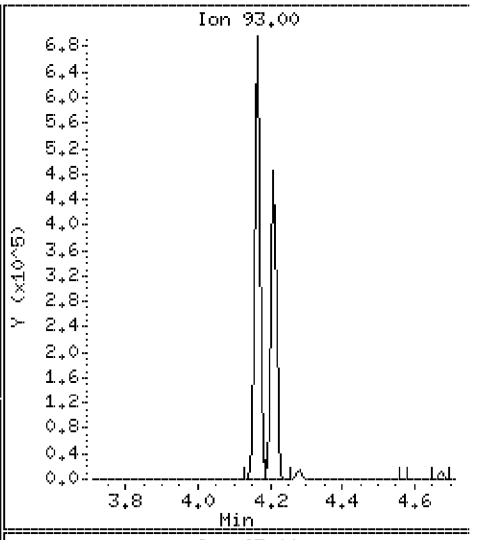

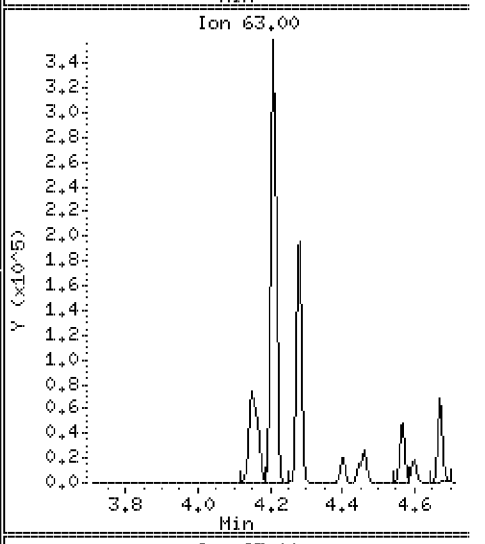

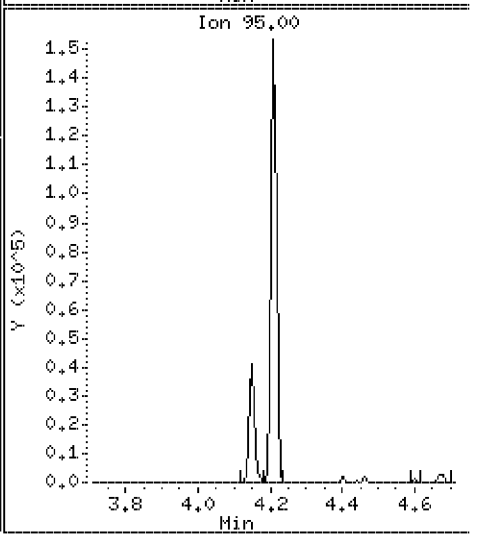

Data File: \\Svecd04\DD\chem\smsd03.i\S3042312.b\8270CAL4.D

Date : 23-APR-2012 11:34

Client ID: 8270CAL4 Instrument: smsd03.i

Sample Info: 45924

Purge Volume: 1000.0 Operator: PEL

Column phase: HPMS-5 Column diameter: 0.25

15 2-Chlorophenol Concentration: 46.7 ug/l

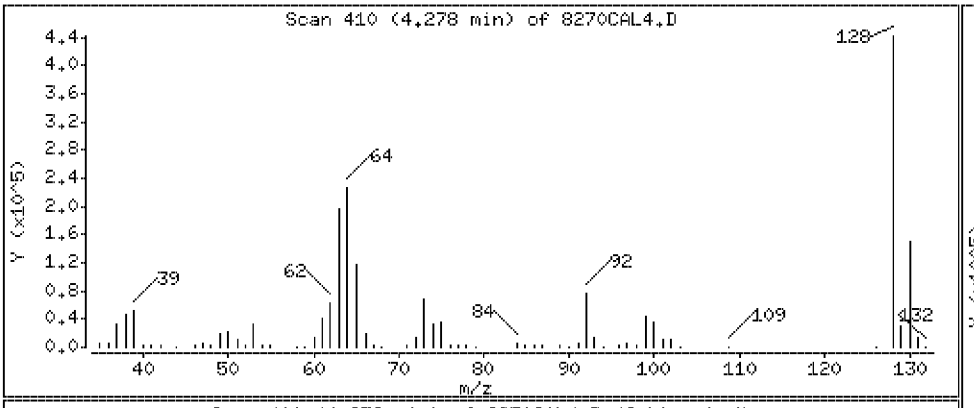

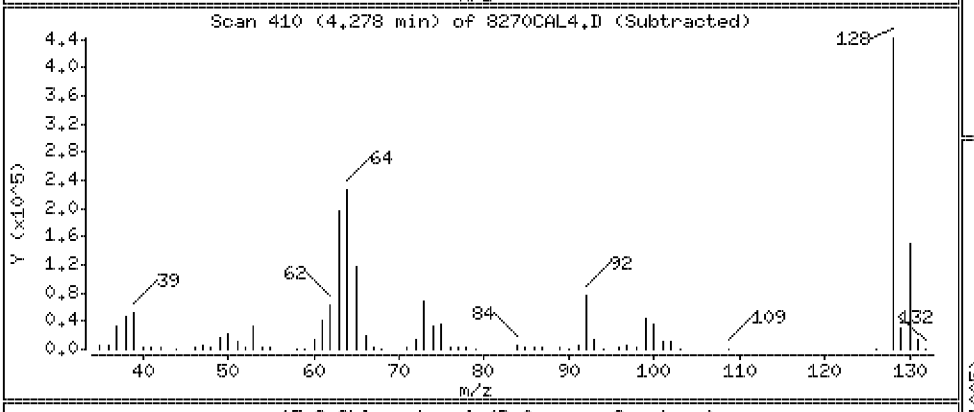

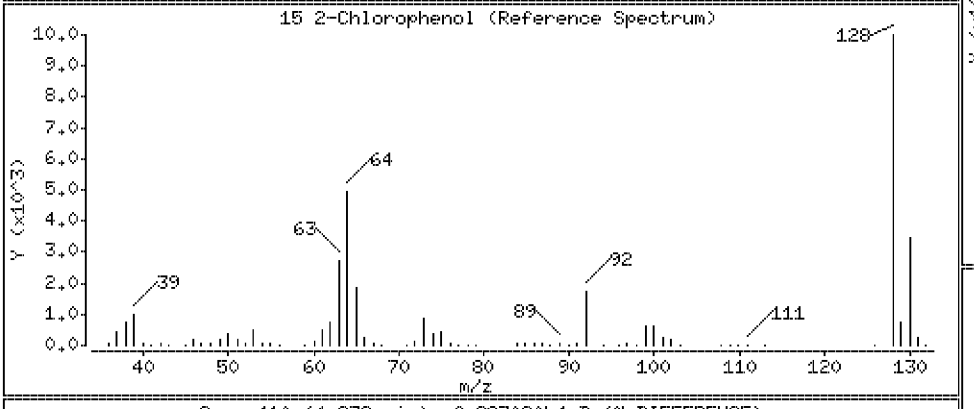

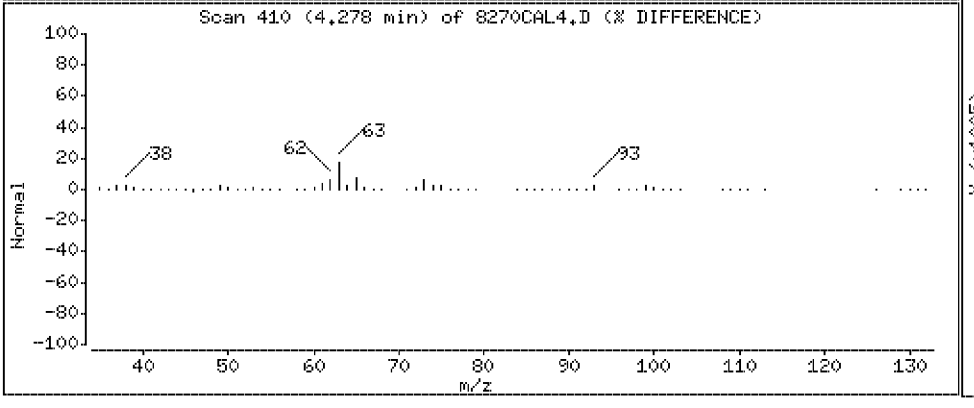

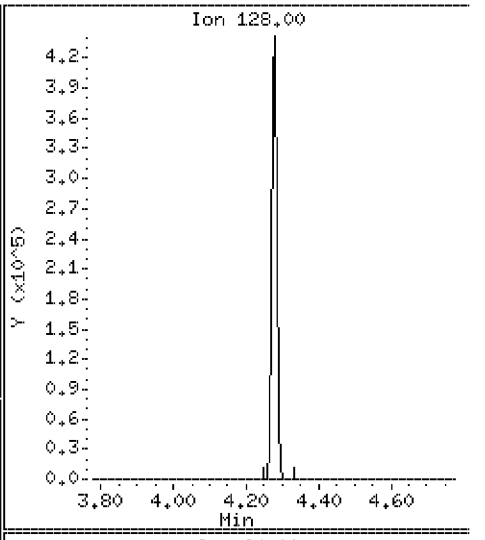

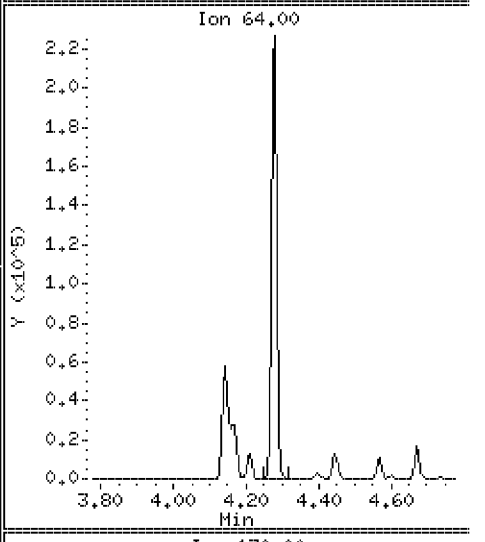

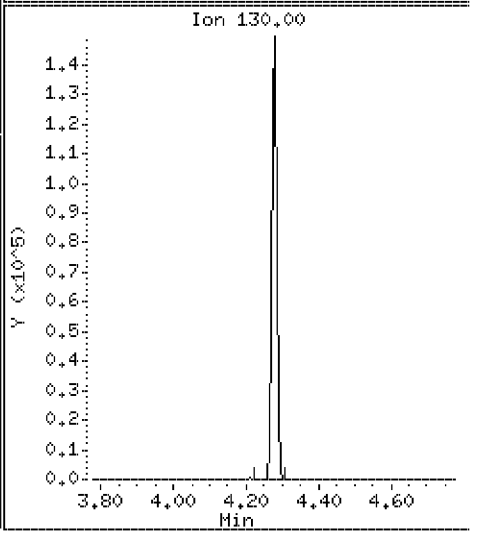

Data File: \\Svecd04\DD\chem\smsd03.i\S3042312.b\8270CAL4.D

Date : 23-APR-2012 11:34

Client ID: 8270CAL4

Instrument: smsd03.i

Sample Info: 45924

Purge Volume: 1000.0

Operator: PEL

Column phase: HPMS-5

Column diameter: 0.25

17 1,3-Dichlorobenzene

Concentration: 46.2 ug/l

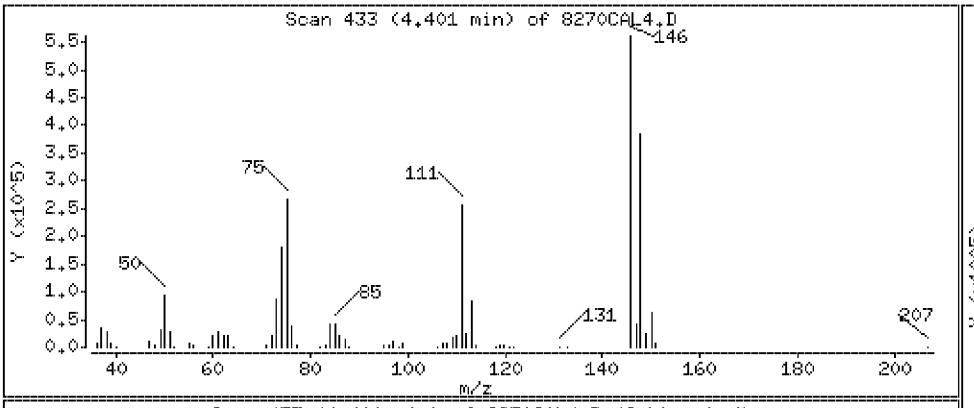

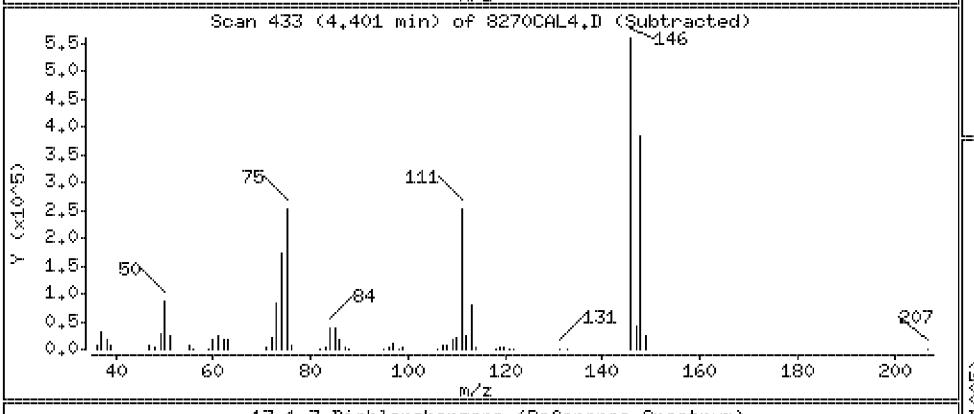

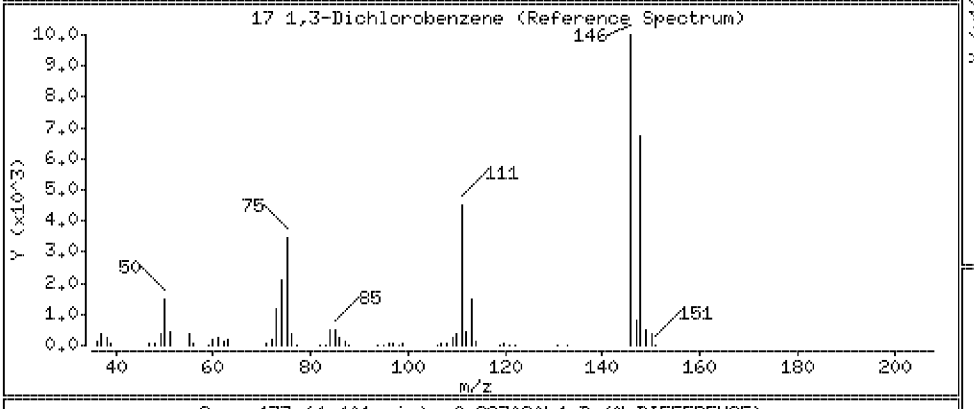

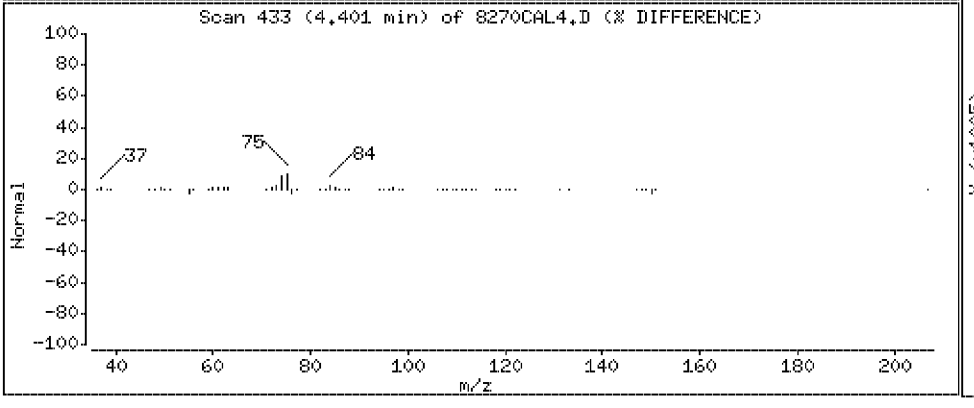

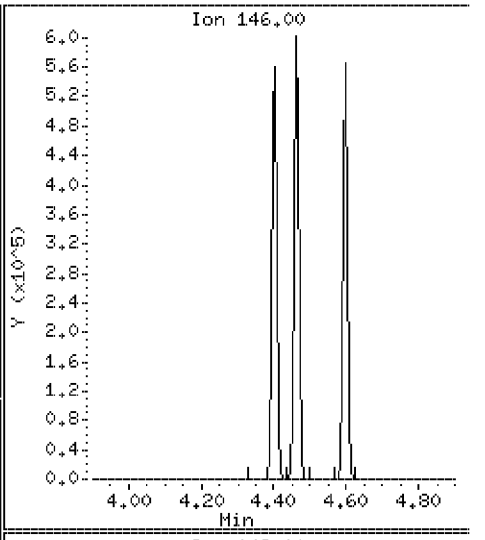

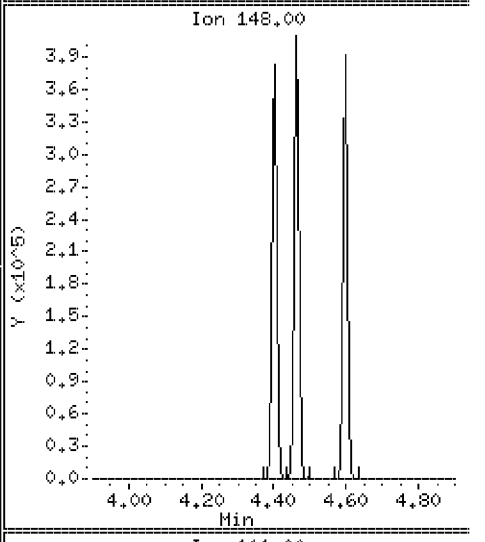

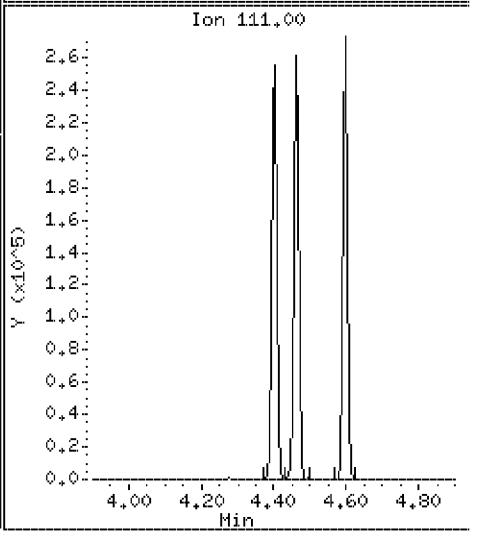

Data File: \\Svecd04\DD\chem\smsd03.i\S3042312.b\8270CAL4.D

Date : 23-APR-2012 11:34

Client ID: 8270CAL4 Instrument: smsd03.i

Sample Info: 45924

Purge Volume: 1000.0 Operator: PEL

Column phase: HPMS-5 Column diameter: 0.25

19 1,4-Dichlorobenzene Concentration: 45.7 ug/l

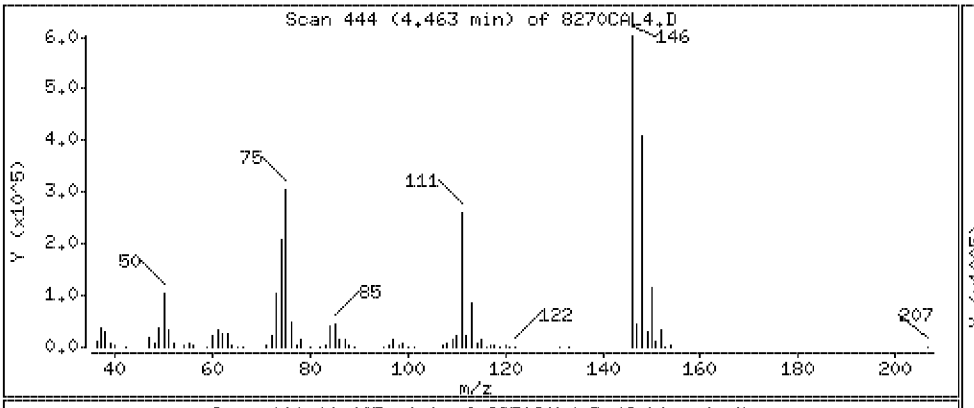

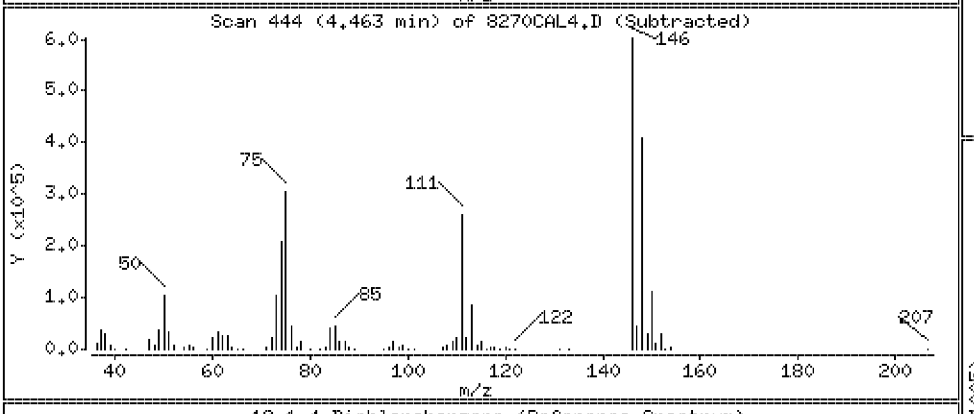

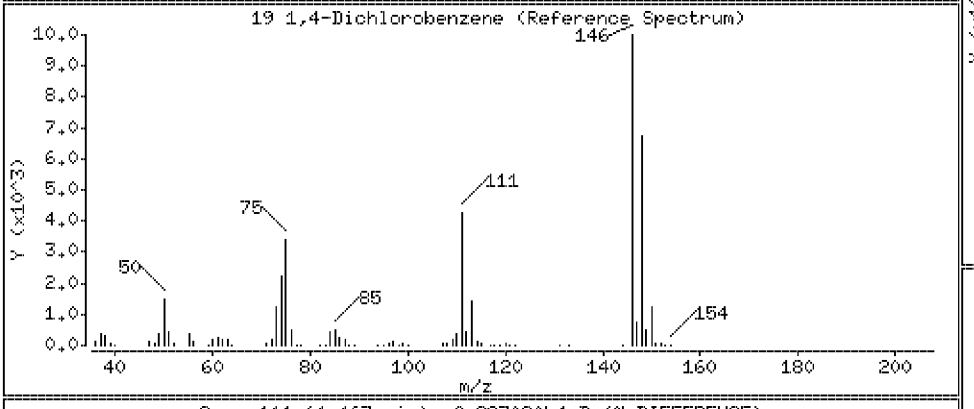

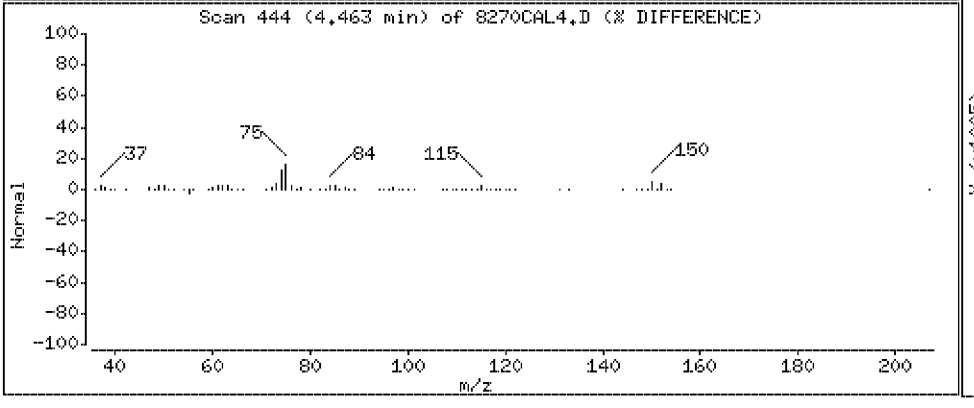

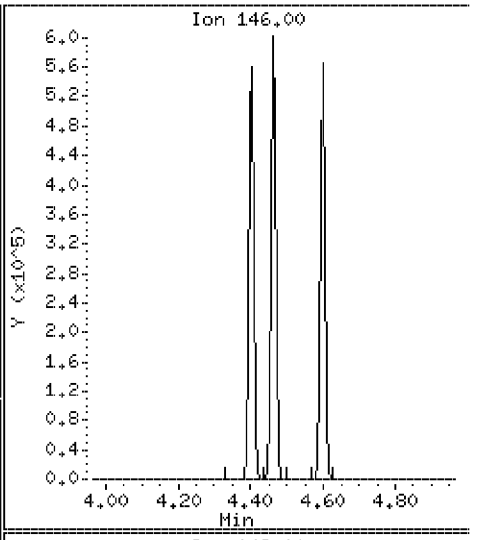

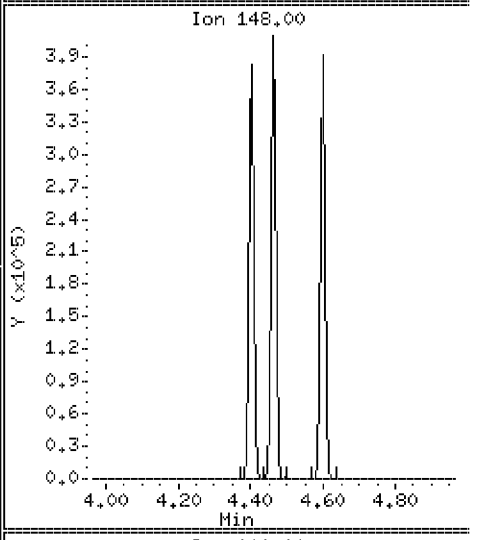

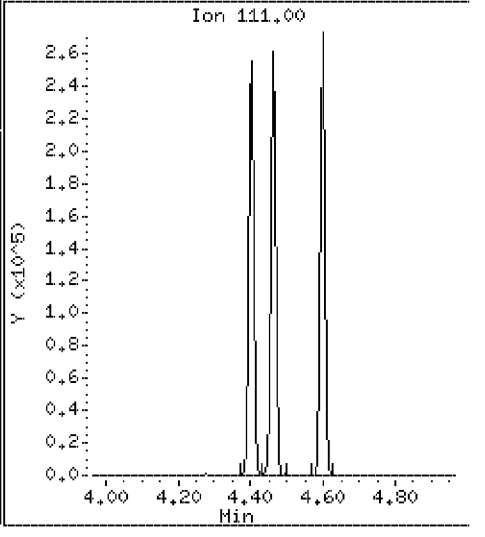

Data File: \\Svecd04\DD\chem\smsd03.i\S3042312.b\8270CAL4.D

Date : 23-APR-2012 11:34

Client ID: 8270CAL4 | Instrument: smsd03.i

Sample Info: 45924

Purge Volume: 1000.0 | Operator: PEL

Column phase: HPMS-5 | Column diameter: 0.25

21 Benzyl alcohol | Concentration: 45.1 ug/l

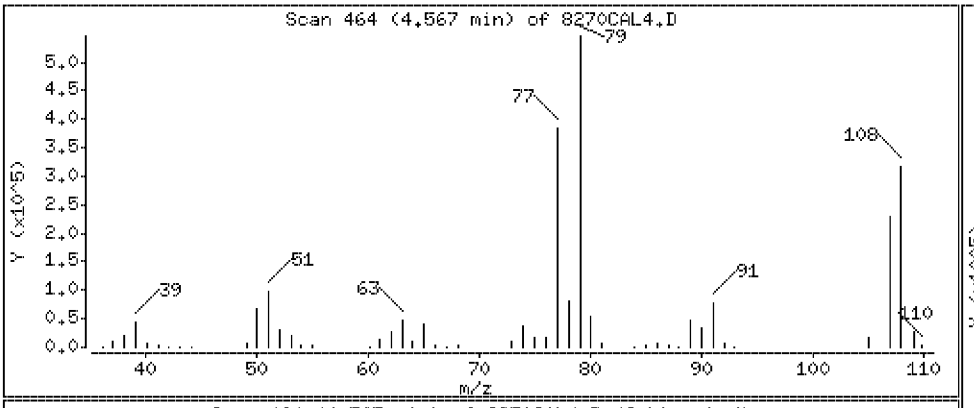

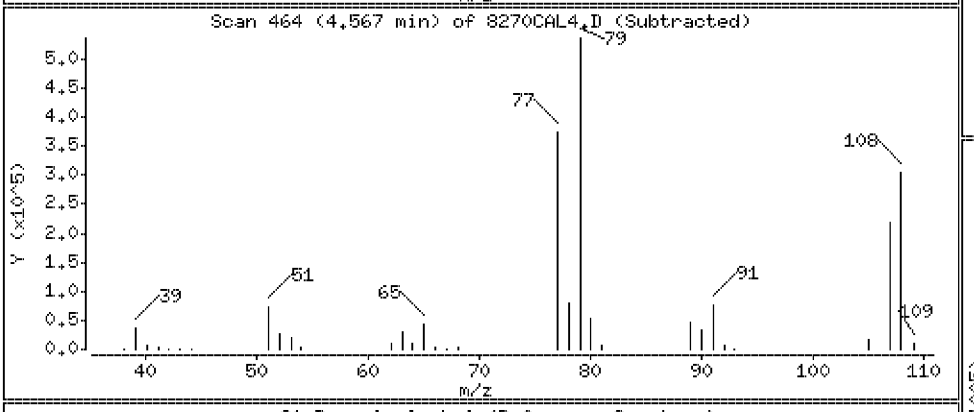

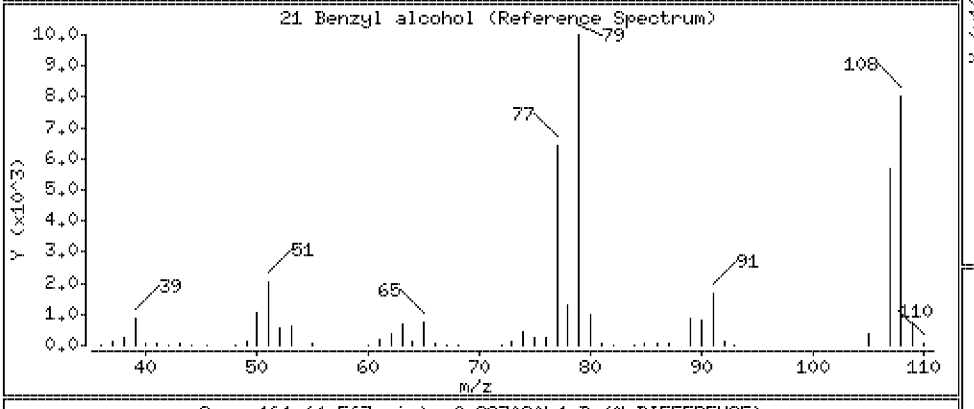

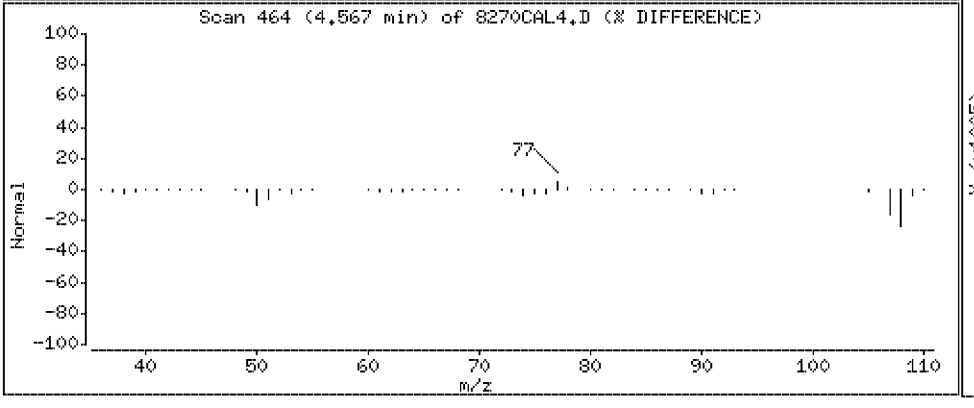

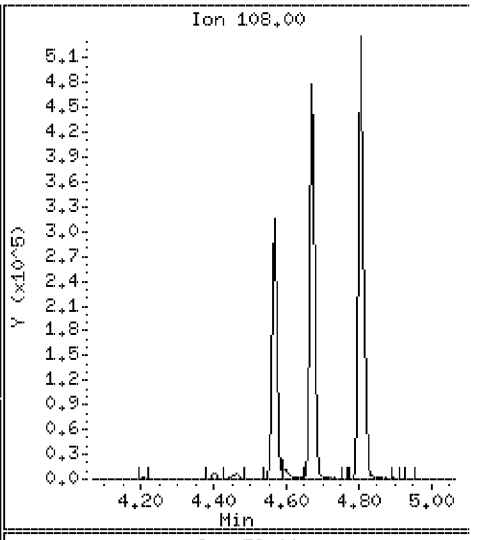

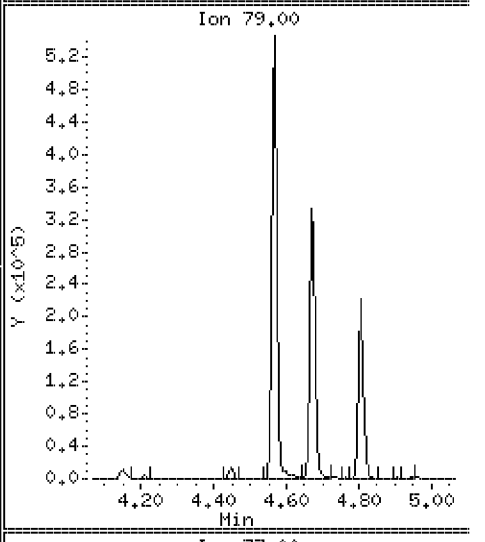

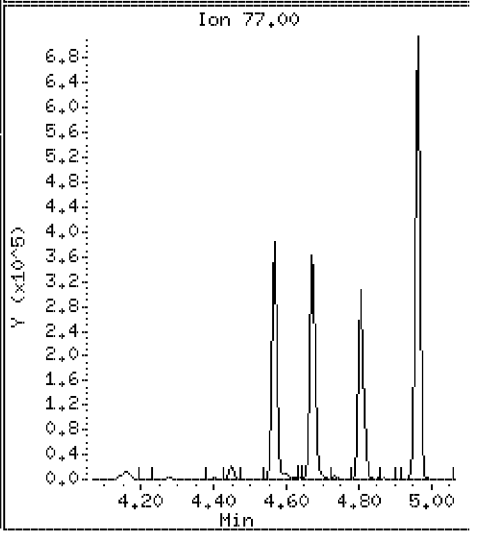

Data File: \\Svecd04\DD\chem\smsd03.i\S3042312.b\8270CAL4.D

Date : 23-APR-2012 11:34

Client ID: 8270CAL4

Instrument: smsd03.i

Sample Info: 45924

Purge Volume: 1000.0

Operator: PEL

Column phase: HPMS-5

Column diameter: 0.25

20 1,2-Dichlorobenzene

Concentration: 45.6 ug/l

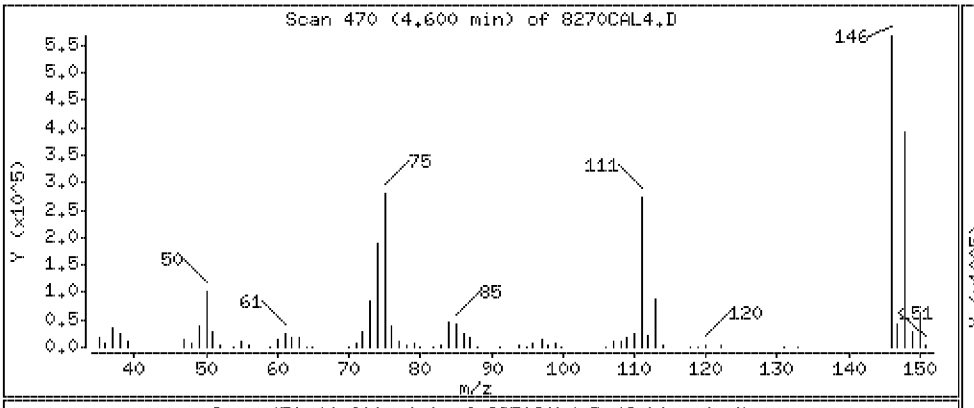

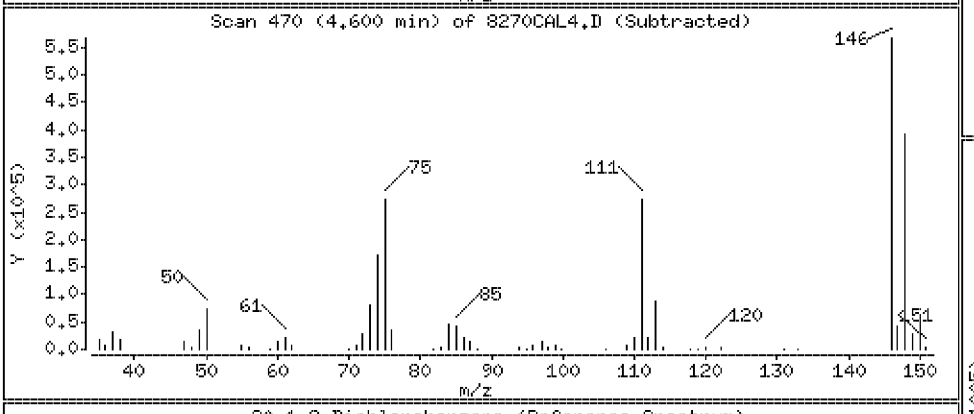

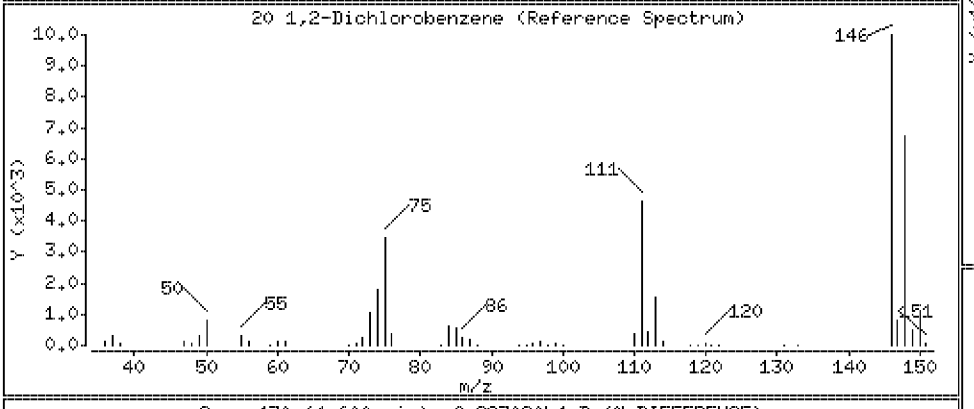

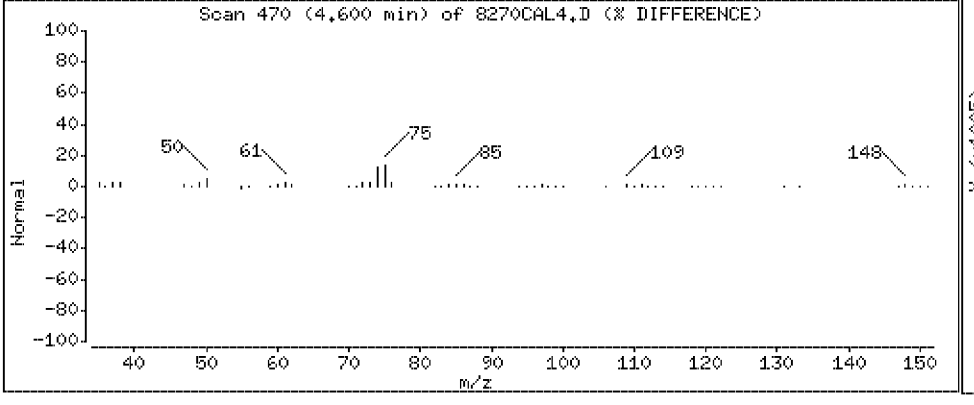

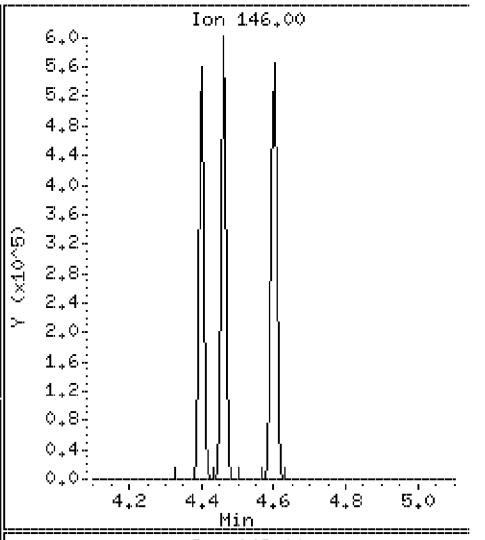

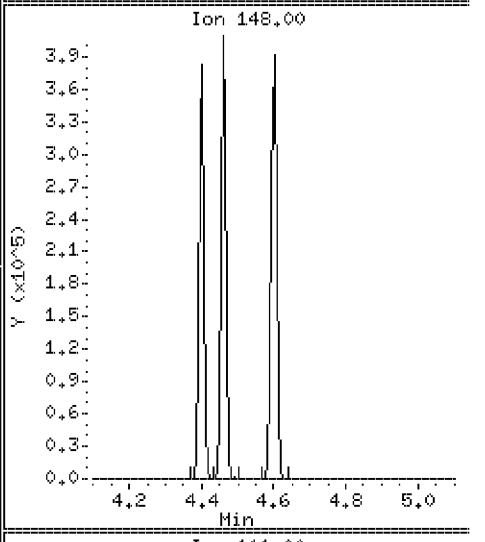

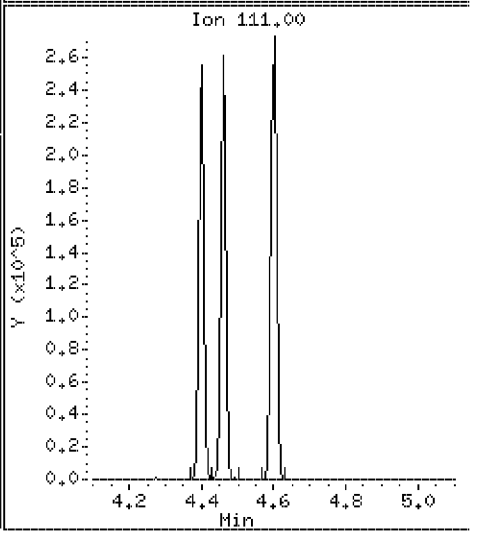

Data File: \\Svecd04\DD\chem\smsd03.i\S3042312.b\8270CAL4.D

Date : 23-APR-2012 11:34

Client ID: 8270CAL4 Instrument: smsd03.i

Sample Info: 45924

Purge Volume: 1000.0 Operator: PEL

Column phase: HPMS-5 Column diameter: 0.25

22 2-Methylphenol Concentration: 46.8 ug/l

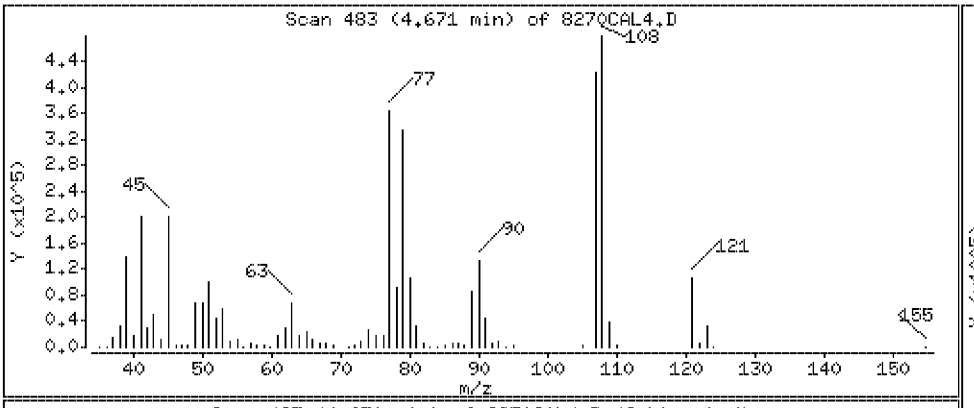

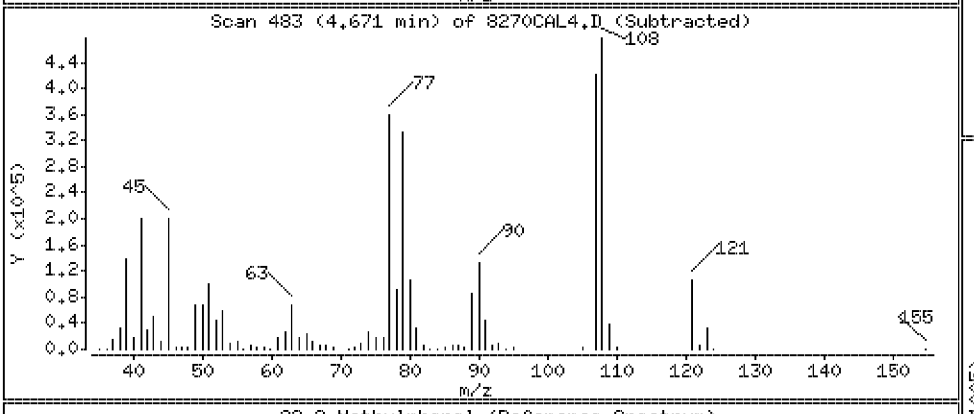

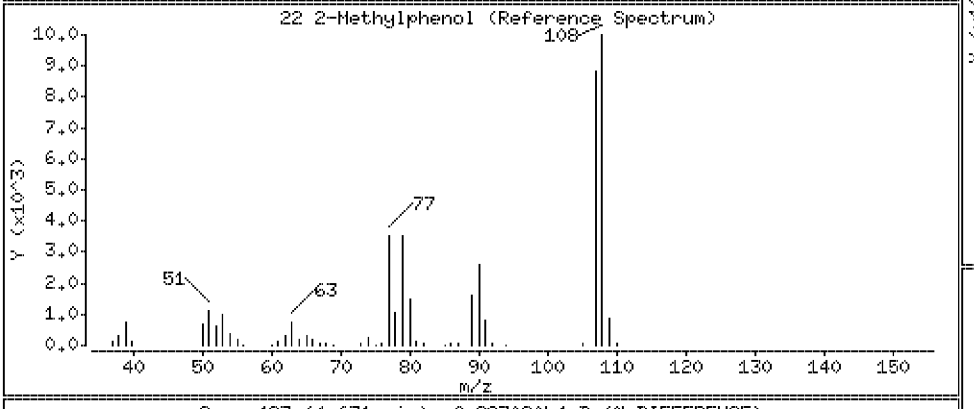

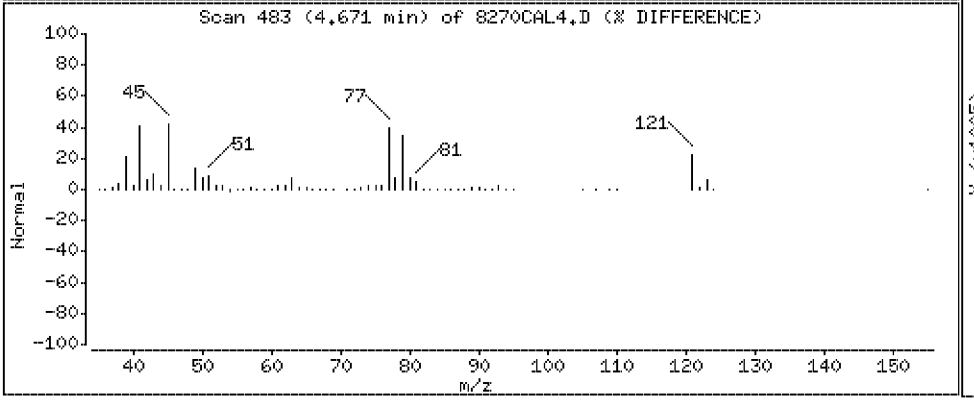

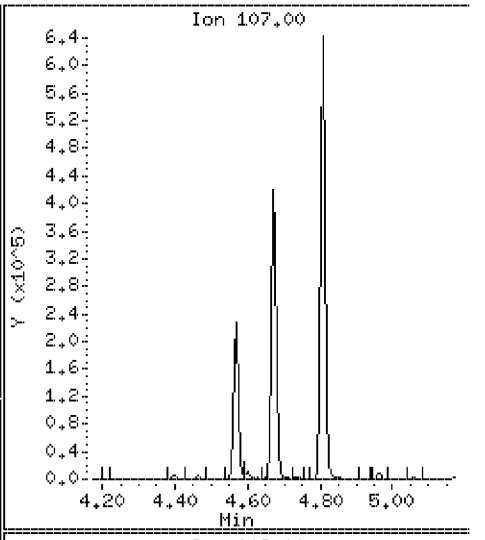

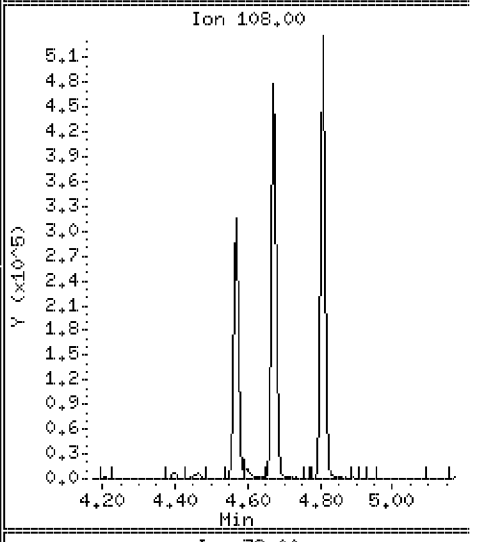

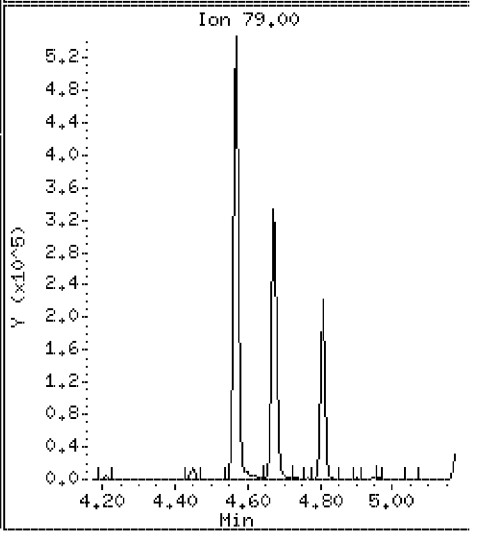

Data File: \\Svecd04\DD\chem\smsd03.i\S3042312.b\8270CAL4.D

Date : 23-APR-2012 11:34

Client ID: 8270CAL4 Instrument: smsd03.i

Sample Info: 45924

Purge Volume: 1000.0 Operator: PEL

Column phase: HPMS-5 Column diameter: 0.25

23 2,2'-oxybis(1-chloropropane) Concentration: 46.0 ug/l

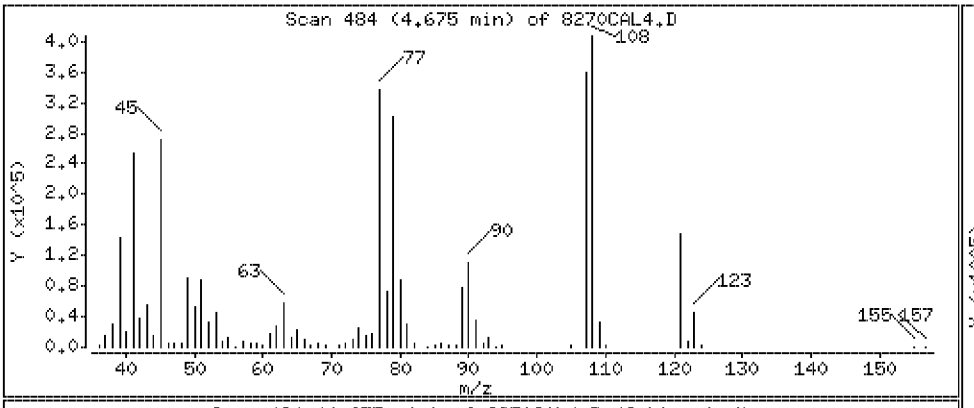

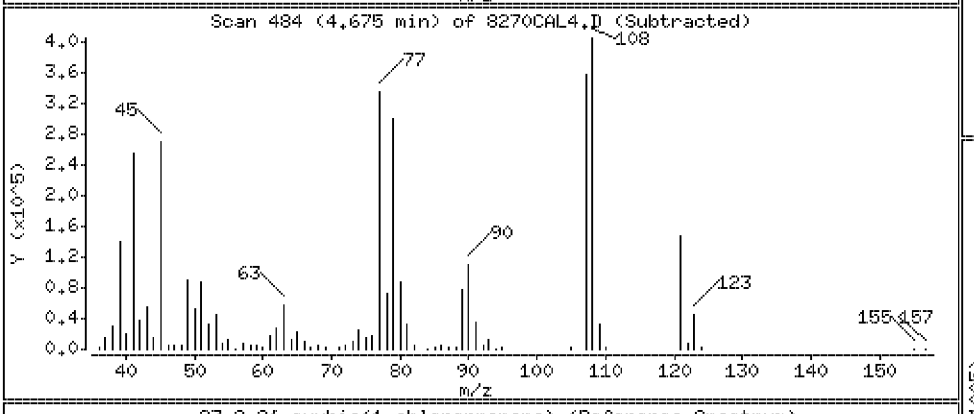

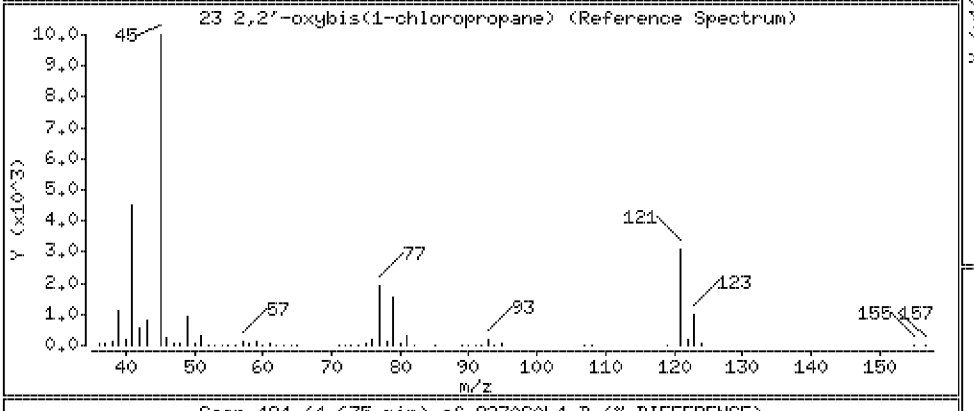

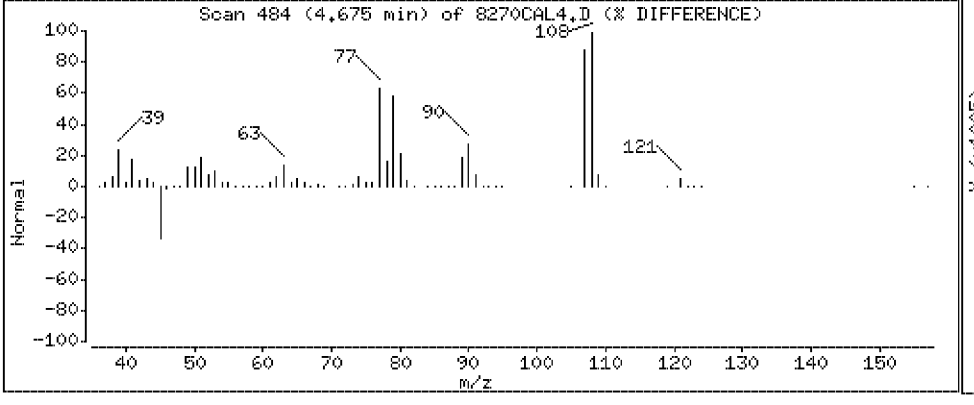

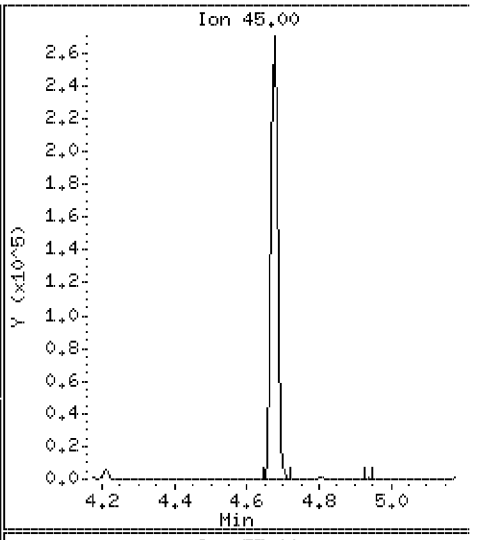

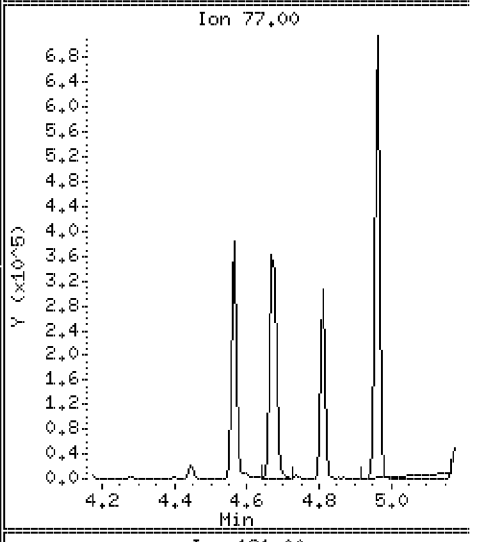

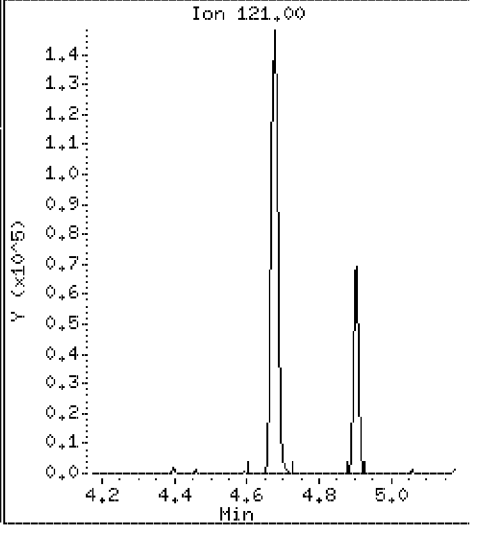

Data File: \\Svecd04\DD\chem\smsd03.i\S3042312.b\8270CAL4.D

Date : 23-APR-2012 11:34

Client ID: 8270CAL4

Instrument: smsd03.i

Sample Info: 45924

Purge Volume: 1000.0

Operator: PEL

Column phase: HPMS-5

Column diameter: 0.25

28 4-Methylphenol

Concentration: 46.2 ug/l

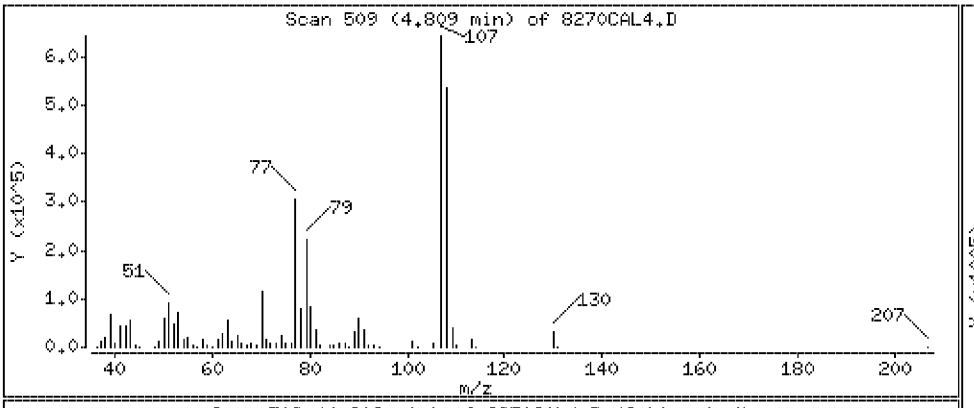

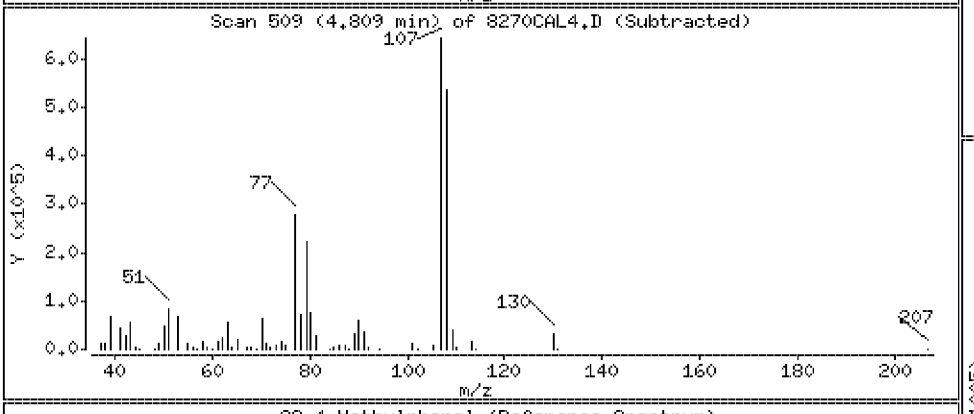

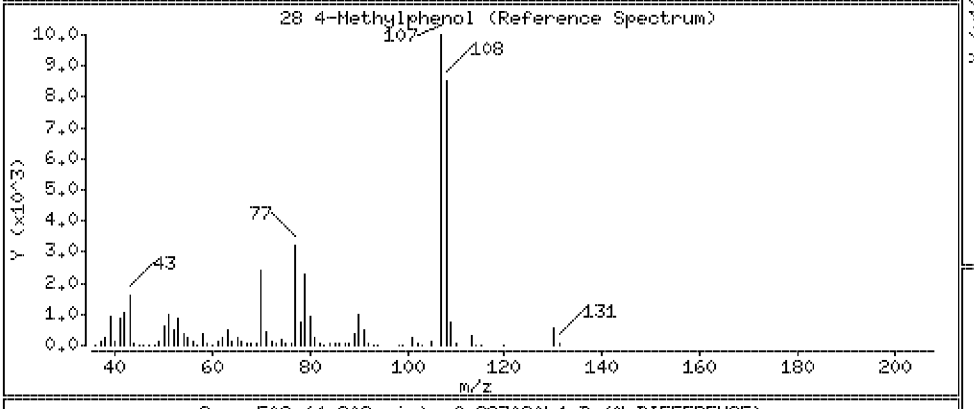

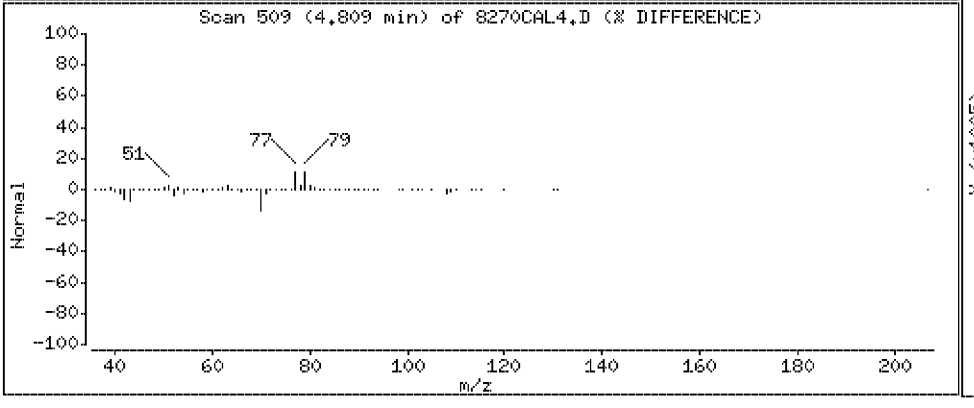

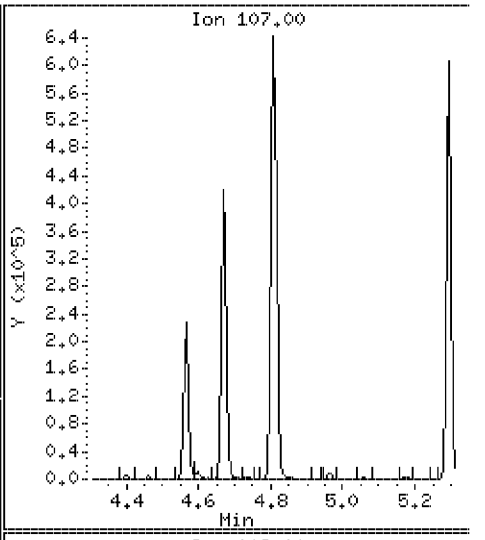

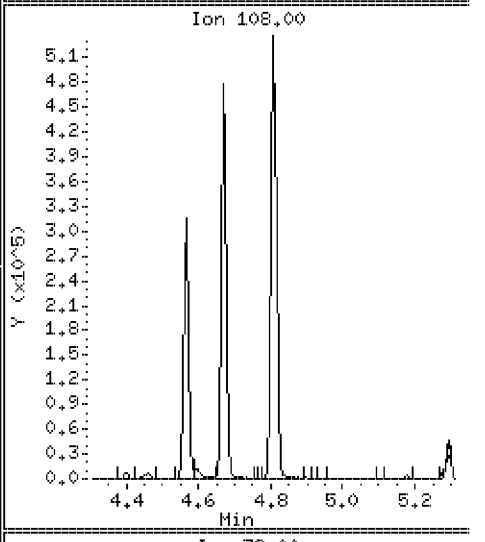

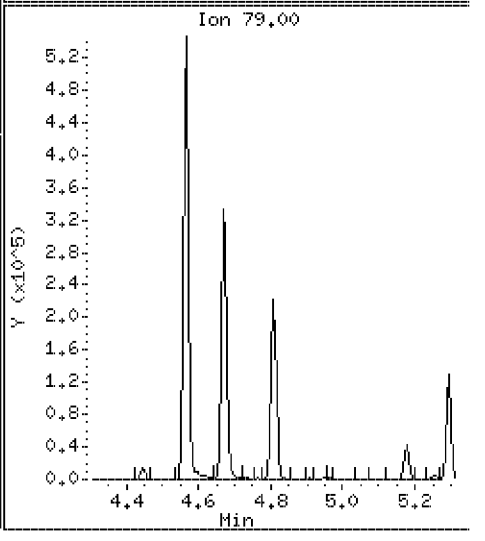

Data File: \\Svecd04\DD\chem\smsd03.i\S3042312.b\8270CAL4.D

Date : 23-APR-2012 11:34

Client ID: 8270CAL4 Instrument: smsd03.i

Sample Info: 45924

Purge Volume: 1000.0 Operator: PEL

Column phase: HPMS-5 Column diameter: 0.25

26 N-Nitrosodinpropylamine Concentration: 47.2 ug/l

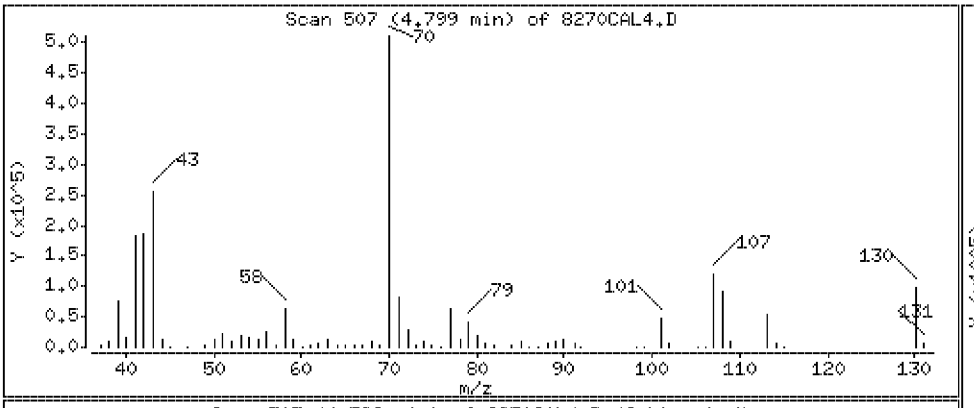

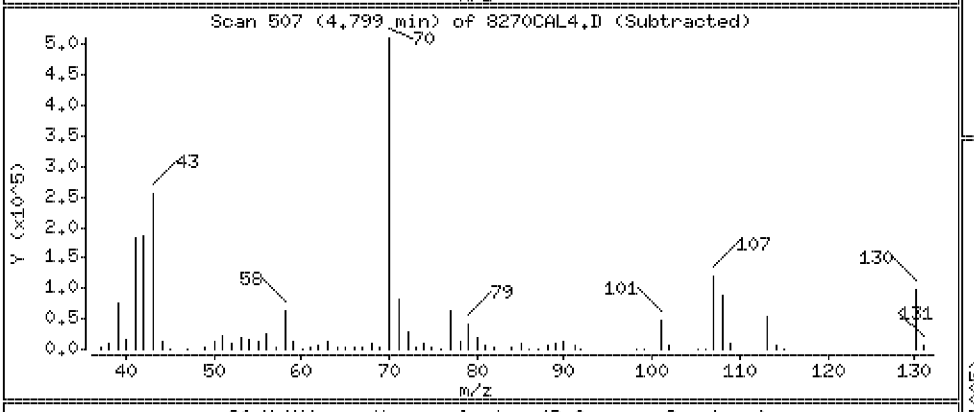

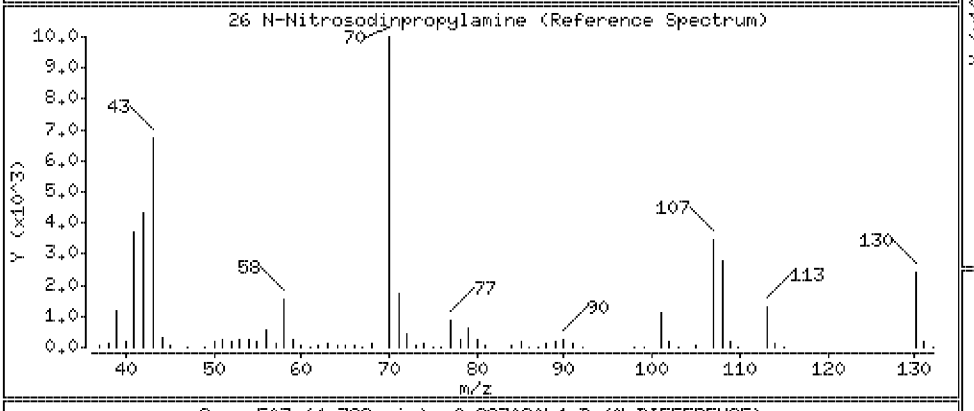

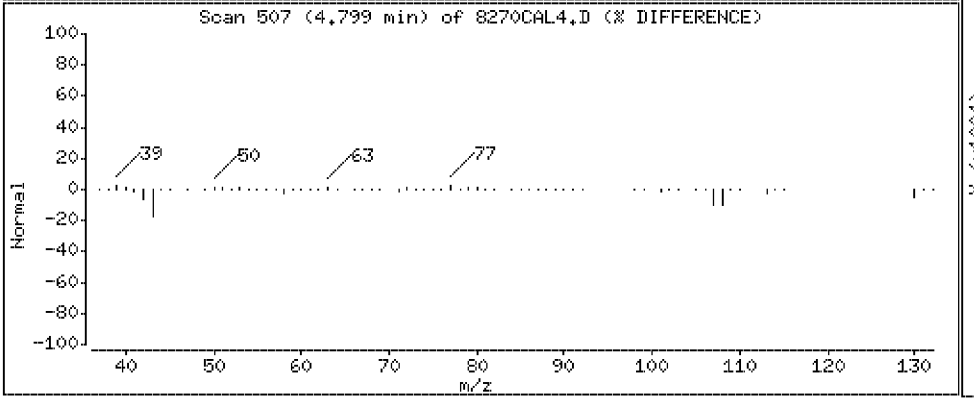

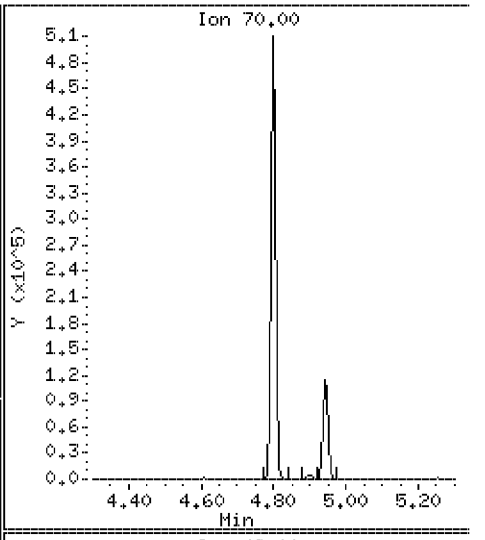

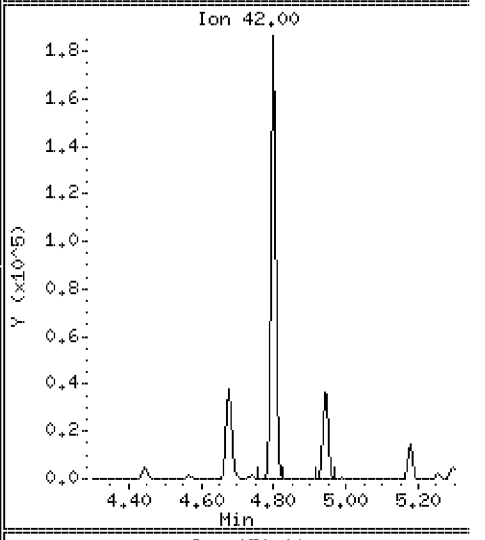

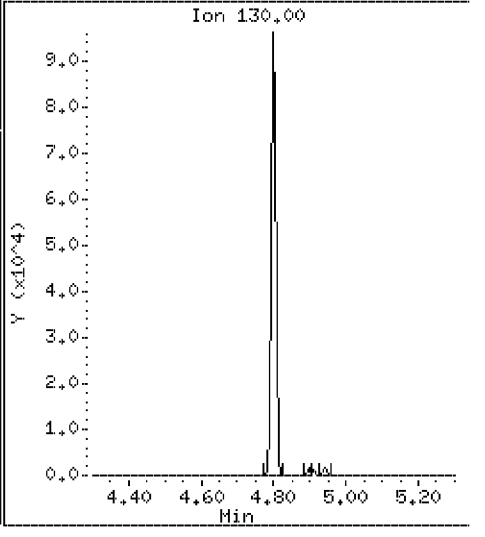

Data File: \\Svecd04\DD\chem\smsd03.i\S3042312.b\8270CAL4.D

Date : 23-APR-2012 11:34

Client ID: 8270CAL4 Instrument: smsd03.i

Sample Info: 45924

Purge Volume: 1000.0 Operator: PEL

Column phase: HPMS-5 Column diameter: 0.25

30 Hexachloroethane Concentration: 46.4 ug/l

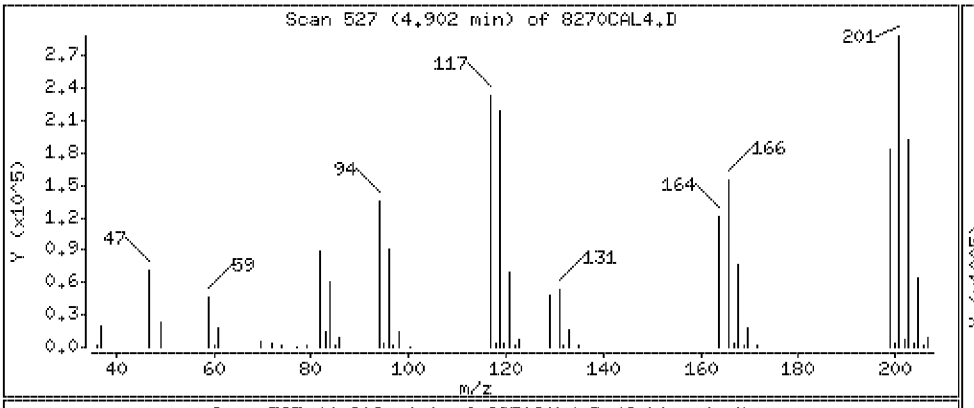

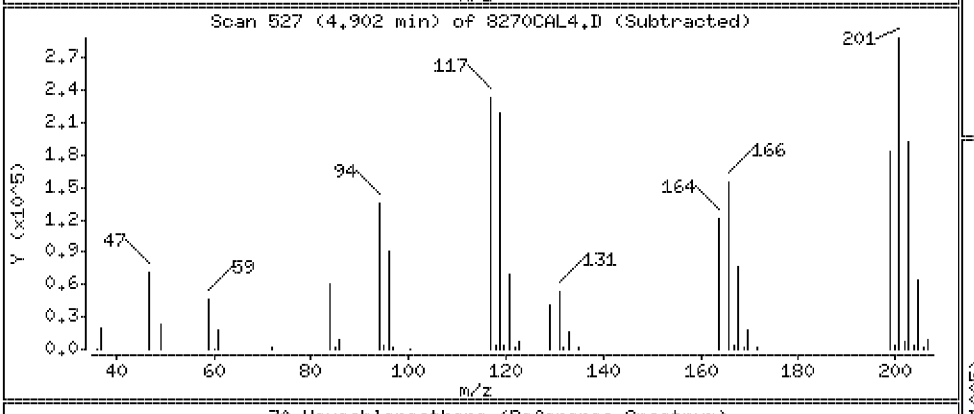

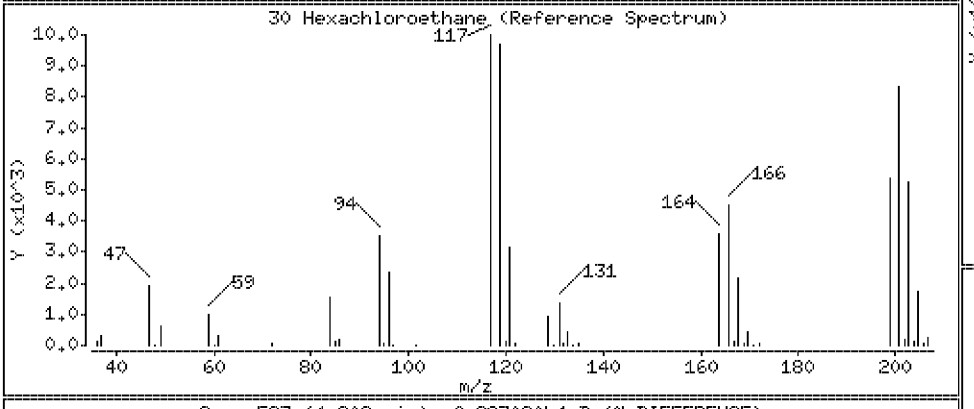

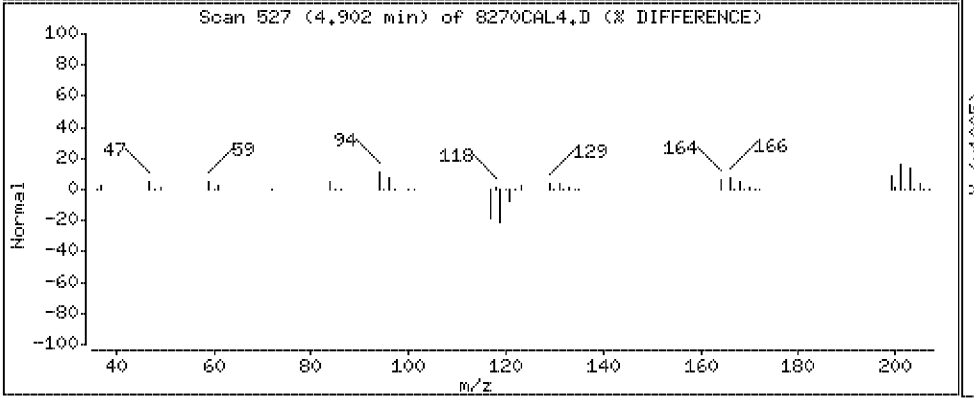

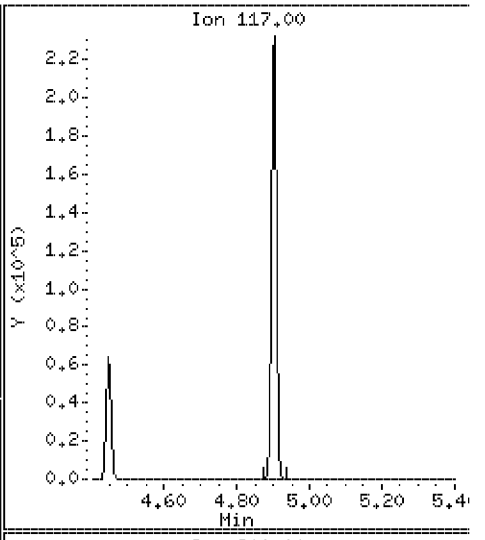

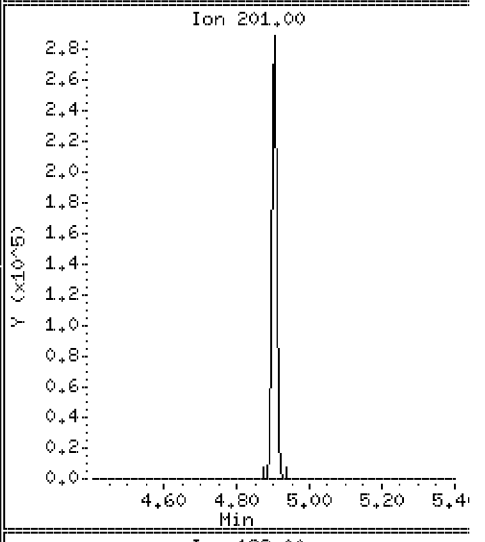

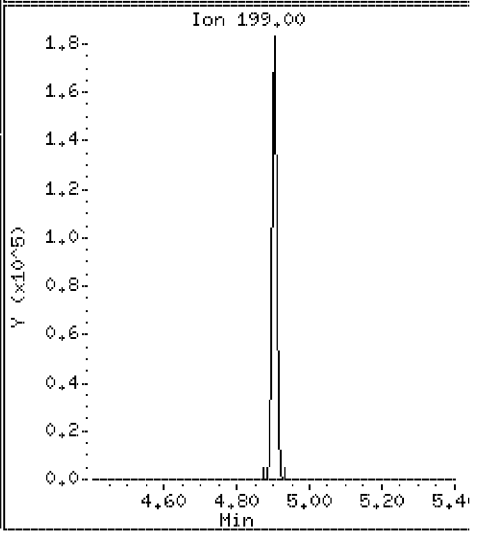

Data File: \\Svecd04\DD\chem\smsd03.i\S3042312.b\8270CAL4.D

Date : 23-APR-2012 11:34

Client ID: 8270CAL4 Instrument: smsd03.i

Sample Info: 45924

Purge Volume: 1000.0 Operator: PEL

Column phase: HPMS-5 Column diameter: 0.25

32 Nitrobenzene Concentration: 45.9 ug/l

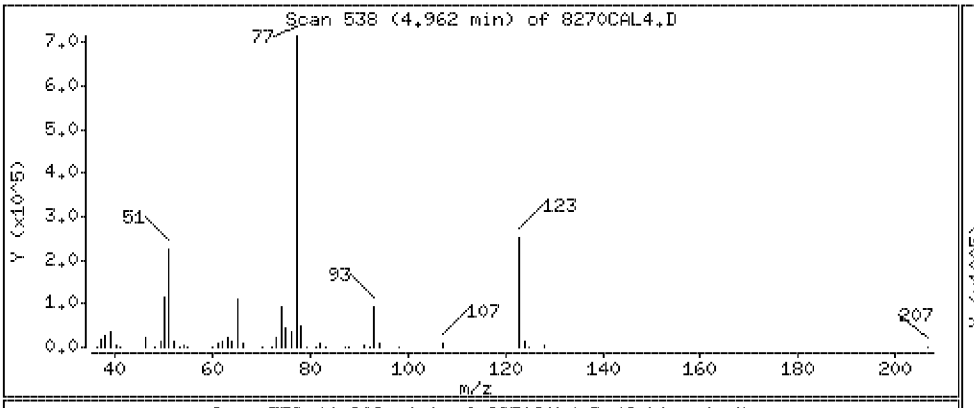

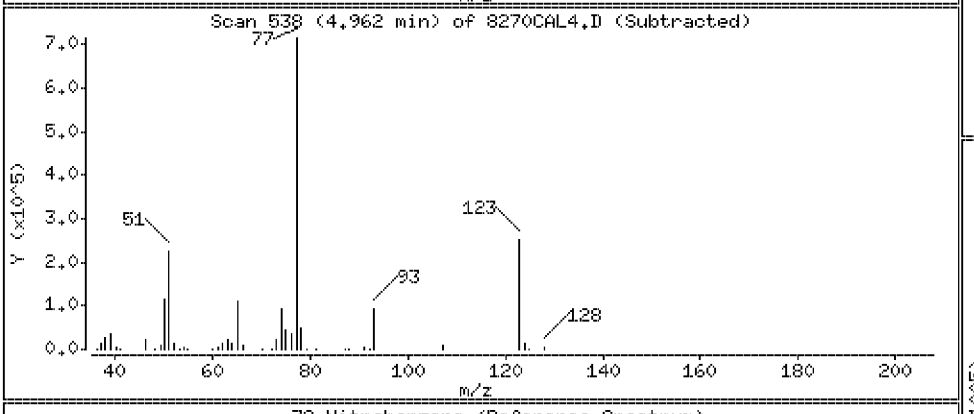

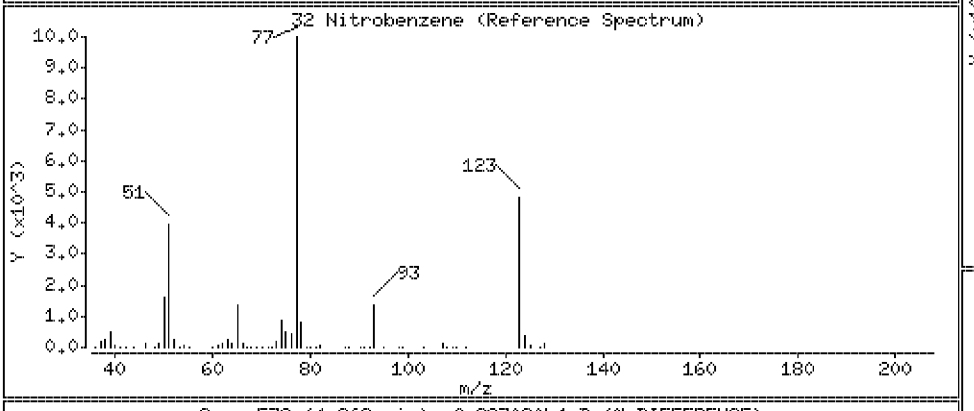

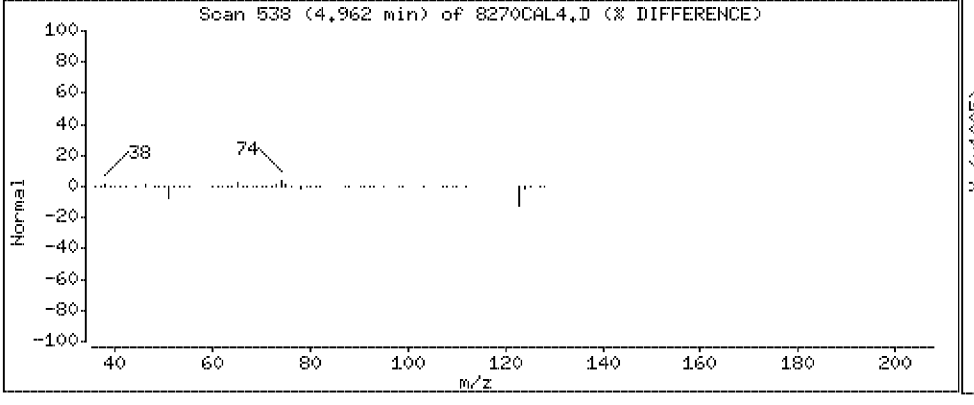

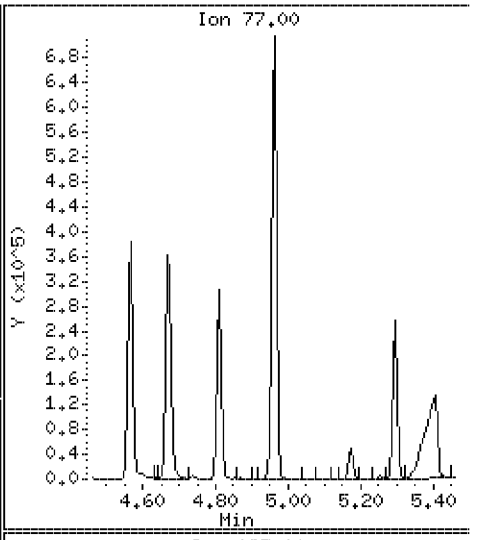

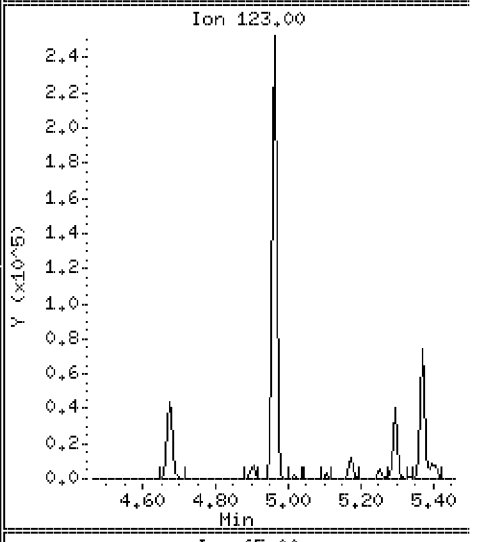

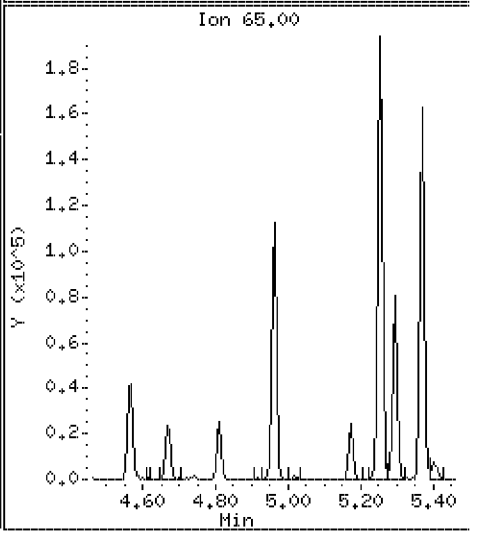

Data File: \\Svecd04\DD\chem\smsd03.i\S3042312.b\8270CAL4.D

Date : 23-APR-2012 11:34

Client ID: 8270CAL4 Instrument: smsd03.i

Sample Info: 45924

Purge Volume: 1000.0 Operator: PEL

Column phase: HPMS-5 Column diameter: 0.25

34 Isophorone Concentration: 45.4 ug/l

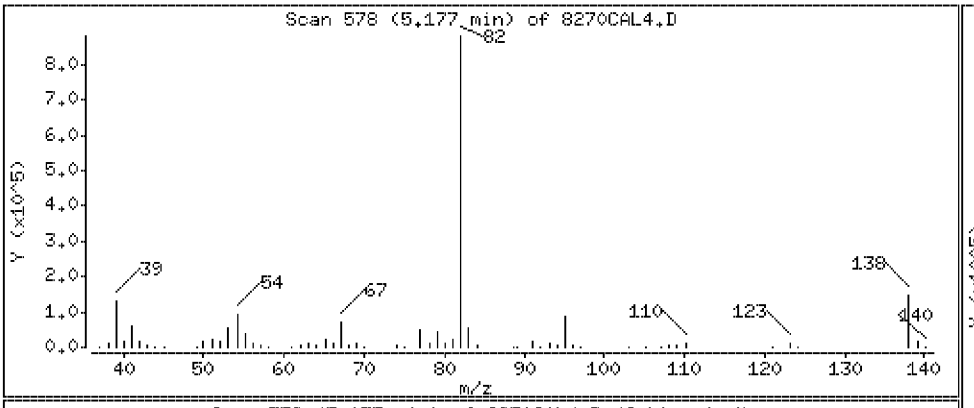

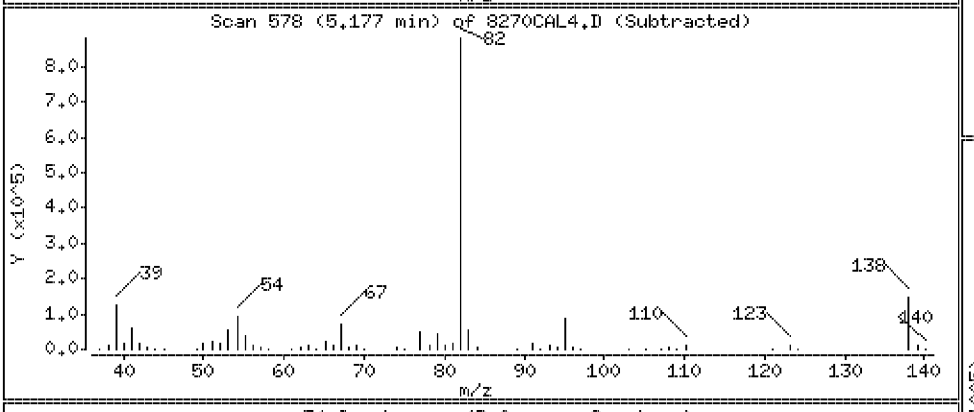

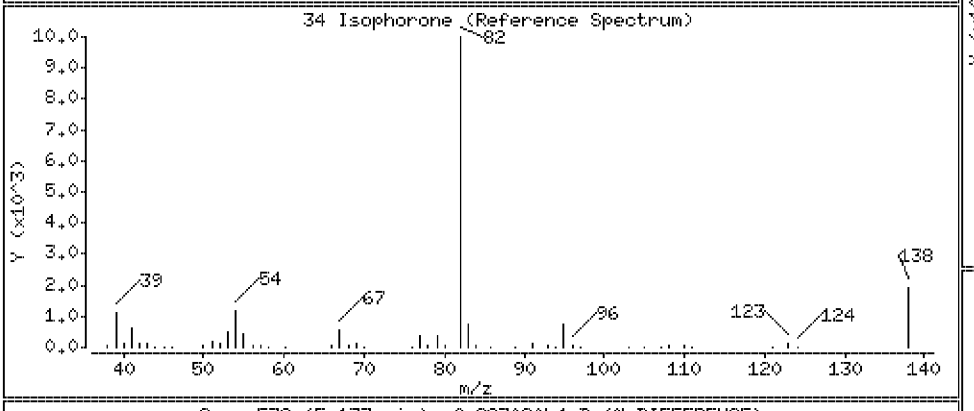

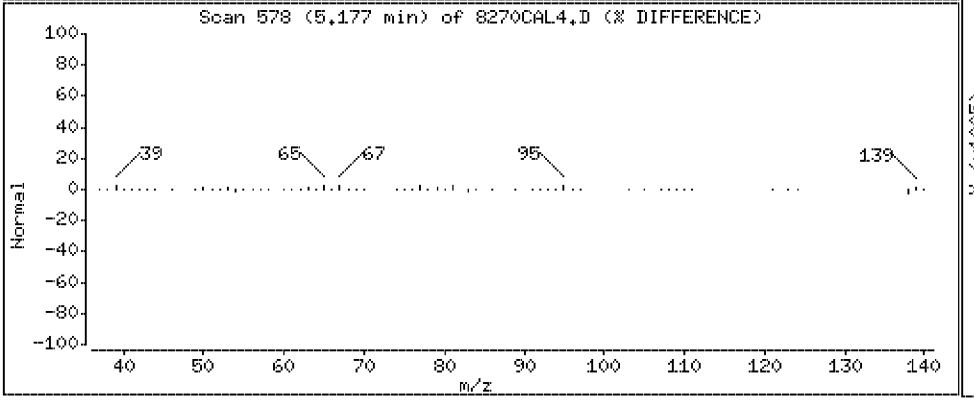

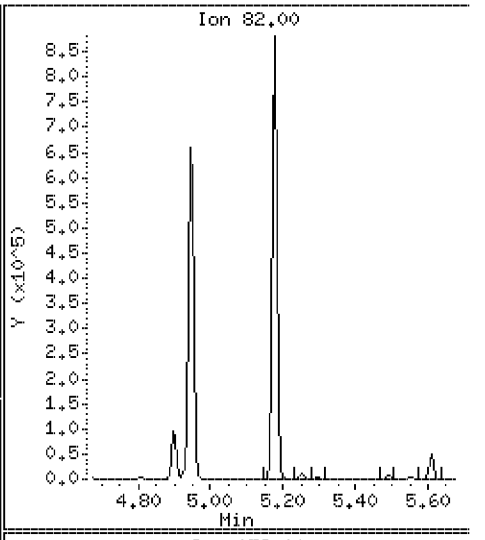

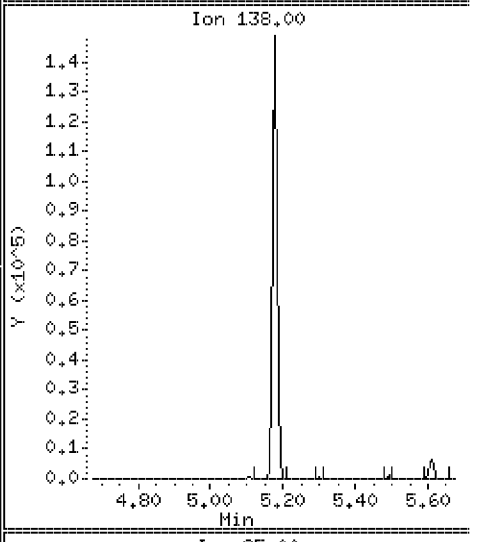

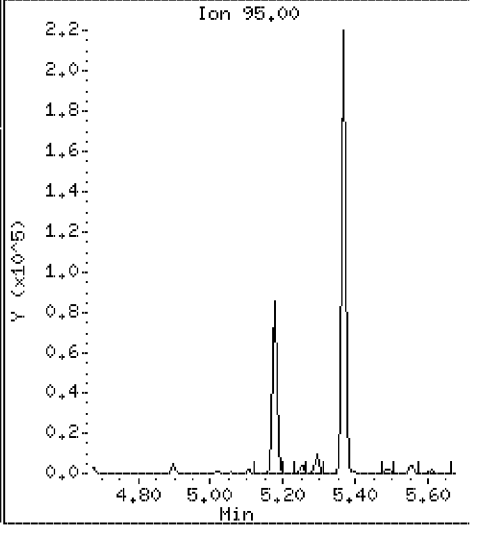

Data File: \\Svecd04\DD\chem\smsd03.i\S3042312.b\8270CAL4.D

Date : 23-APR-2012 11:34

Client ID: 8270CAL4

Instrument: smsd03.i

Sample Info: 45924

Purge Volume: 1000.0

Operator: PEL

Column phase: HPMS-5

Column diameter: 0.25

35 2-Nitrophenol

Concentration: 45.1 ug/l

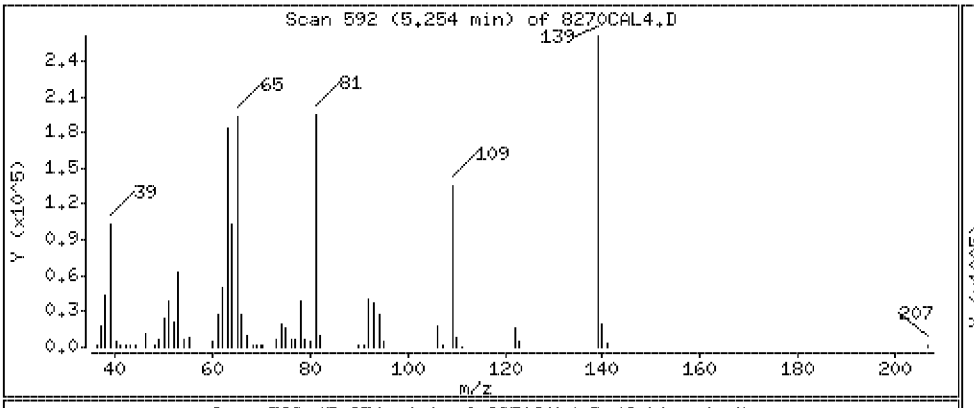

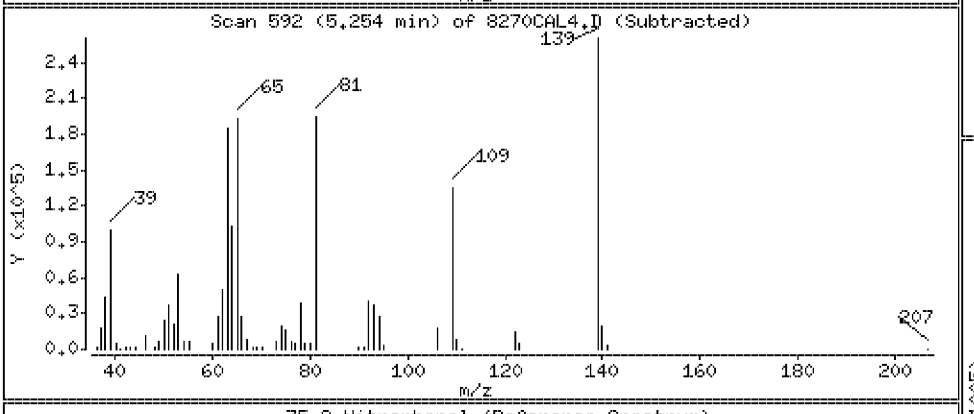

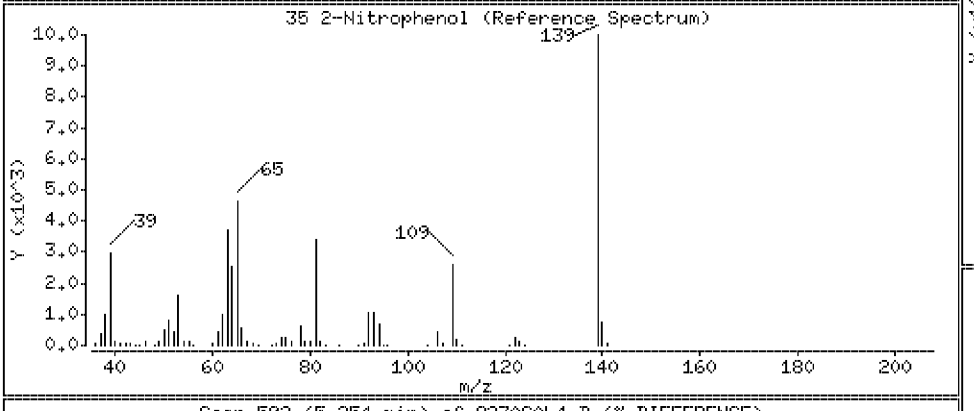

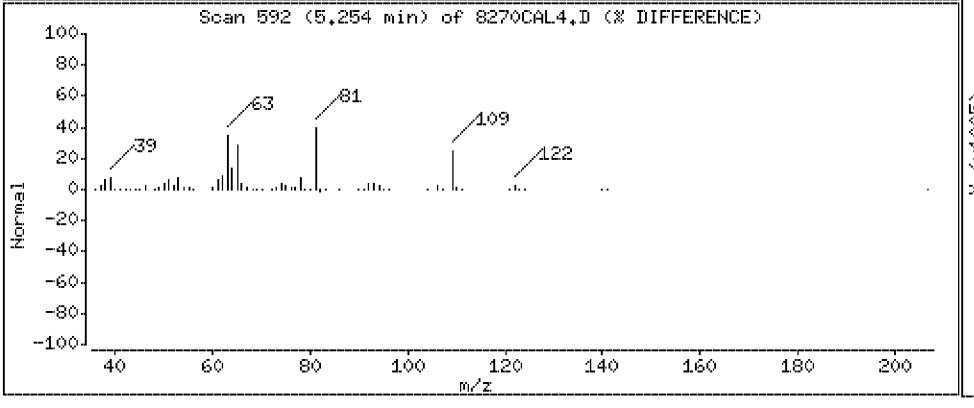

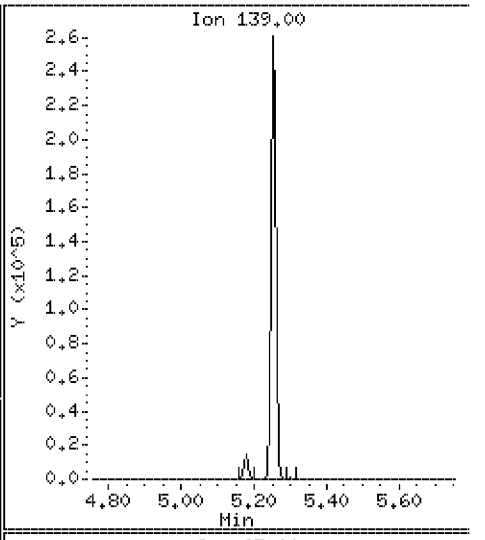

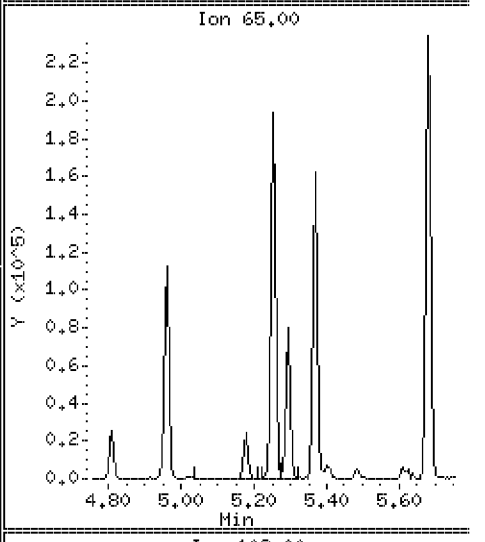

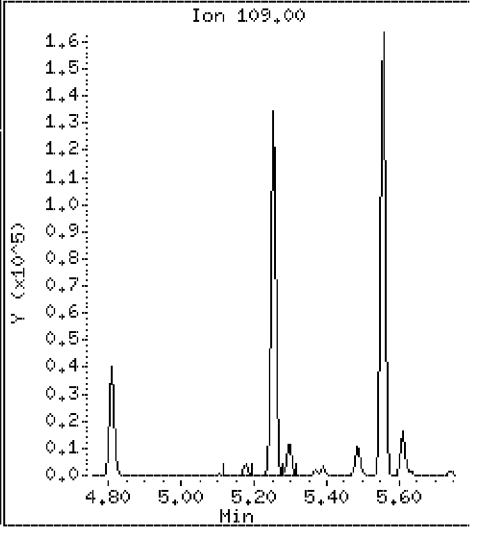

Data File: \\Svecd04\DD\chem\smsd03.i\S3042312.b\8270CAL4.D

Date : 23-APR-2012 11:34

Client ID: 8270CAL4

Instrument: smsd03.i

Sample Info: 45924

Purge Volume: 1000.0

Operator: PEL

Column phase: HPMS-5

Column diameter: 0.25

36 2,4-Dimethylphenol

Concentration: 45.3 ug/l

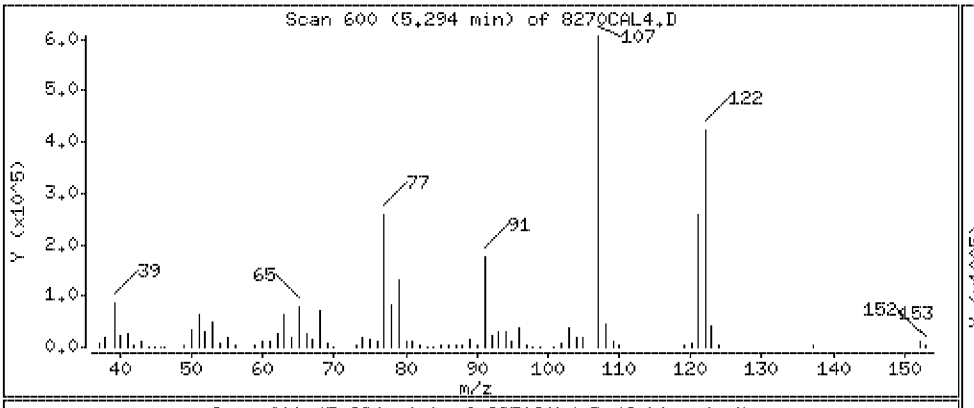

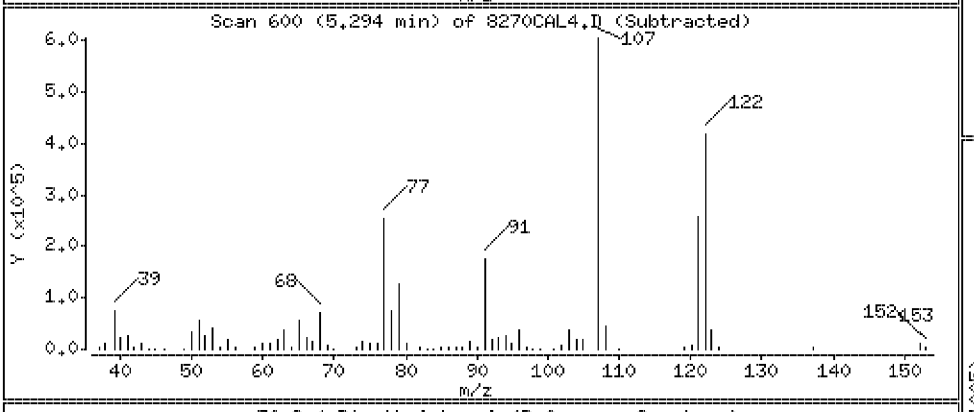

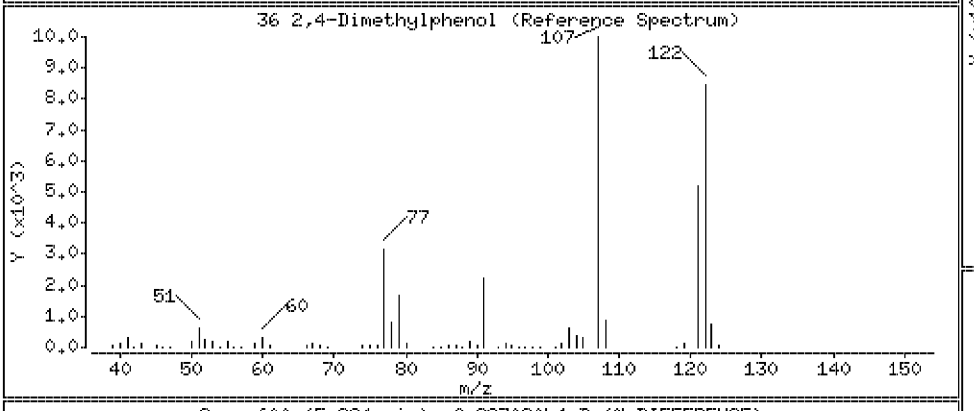

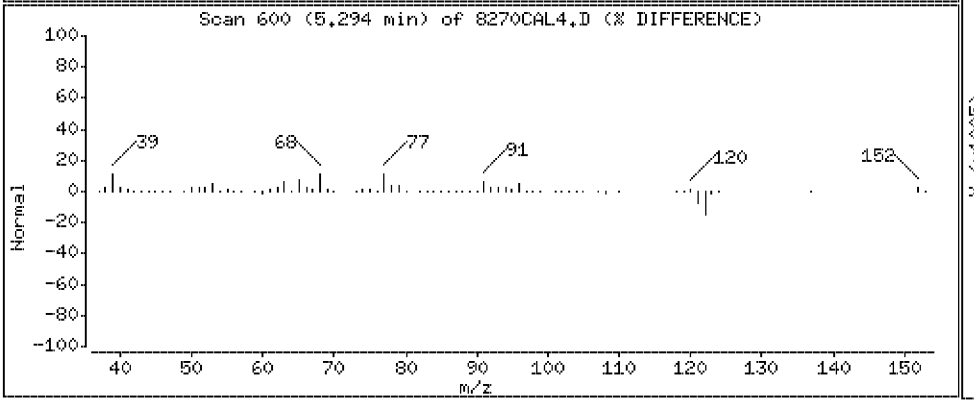

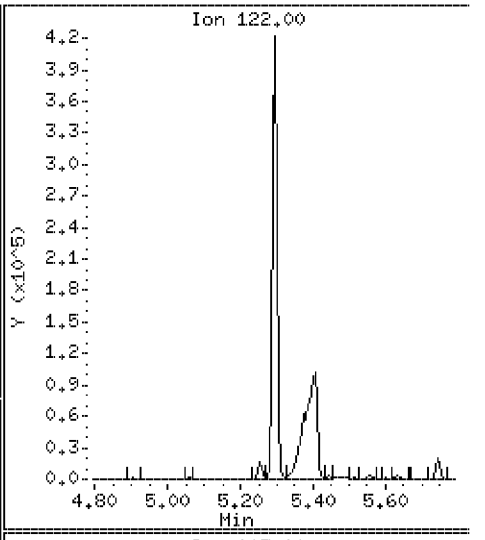

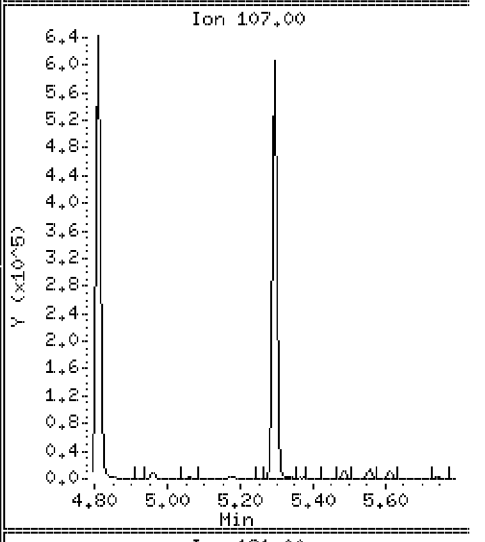

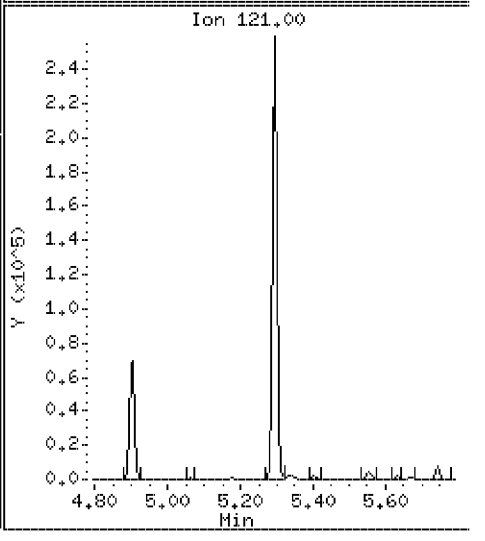

Data File: \\Svecd04\DD\chem\smsd03.i\S3042312.b\8270CAL4.D

Date : 23-APR-2012 11:34

Client ID: 8270CAL4 | Instrument: smsd03.i

Sample Info: 45924

Purge Volume: 1000.0 | Operator: PEL

Column phase: HPMS-5 | Column diameter: 0.25

38 Bis(2-Chloroethoxy)methane | Concentration: 45.5 ug/l

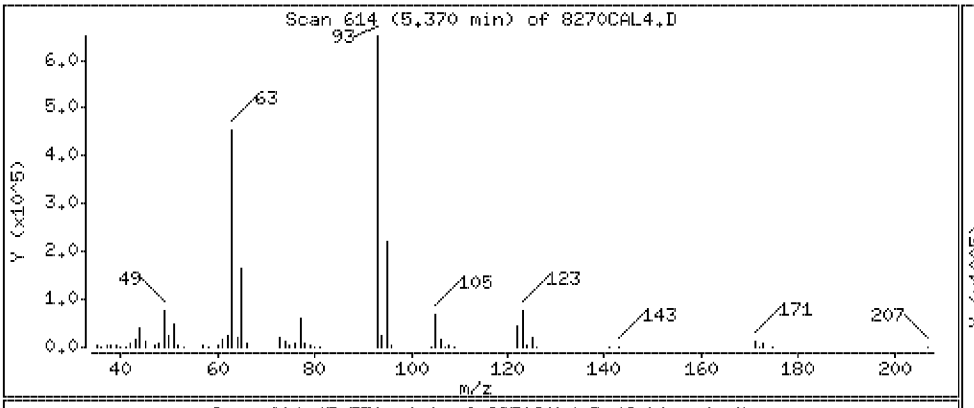

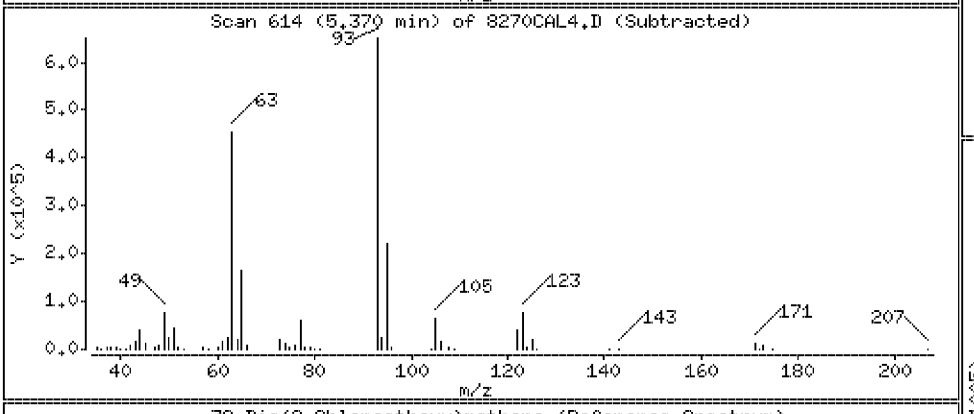

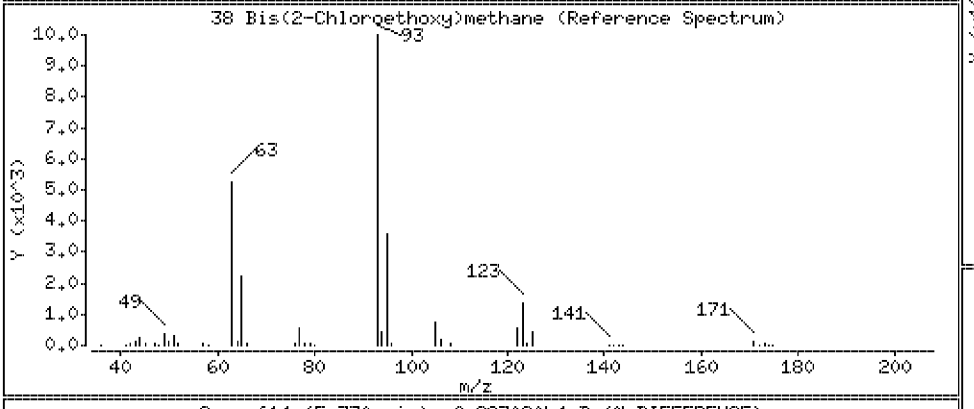

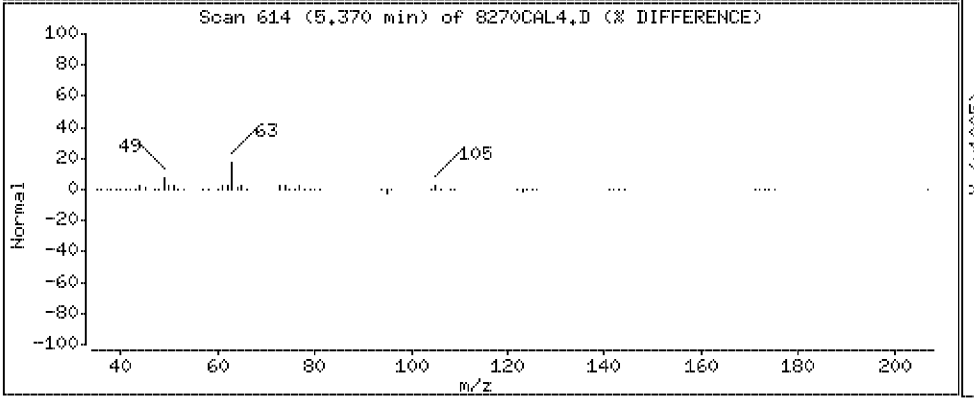

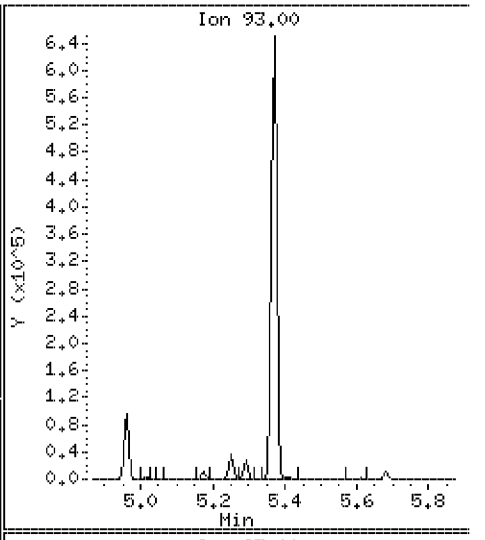

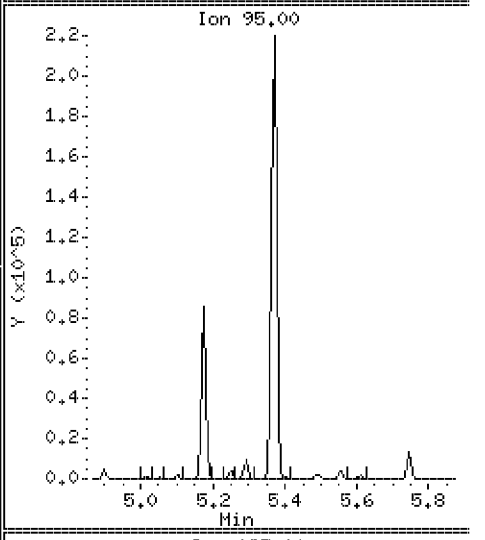

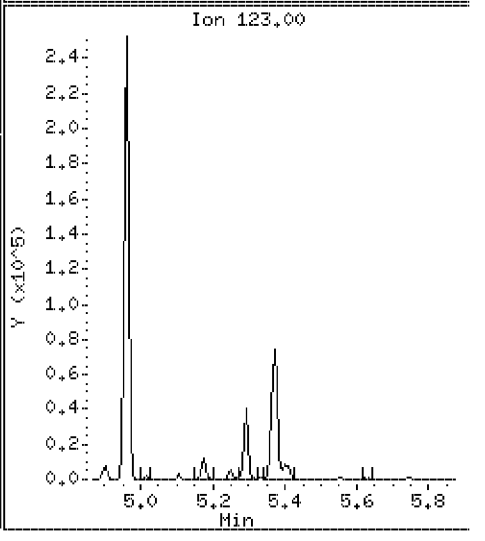

Data File: \\Svecd04\DD\chem\smsd03.i\S3042312.b\8270CAL4.D

Date : 23-APR-2012 11:34

Client ID: 8270CAL4 Instrument: smsd03.i

Sample Info: 45924

Purge Volume: 1000.0 Operator: PEL

Column phase: HPMS-5 Column diameter: 0.25

40 Benzoic Acid Concentration: 44.9 ug/l

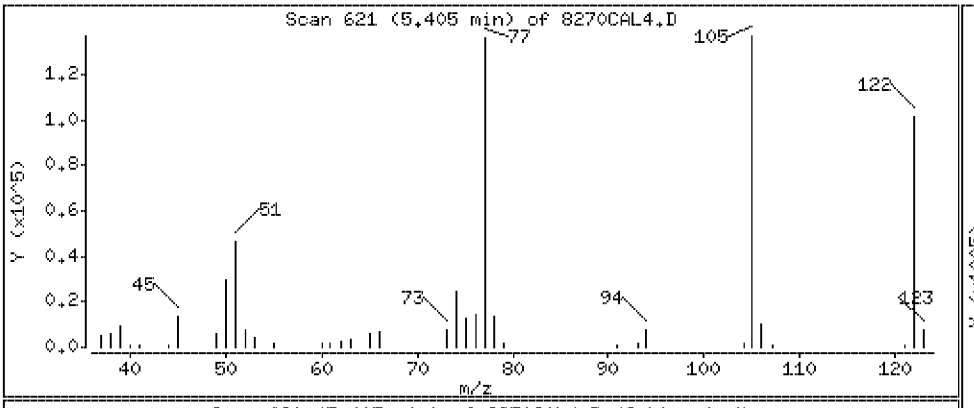

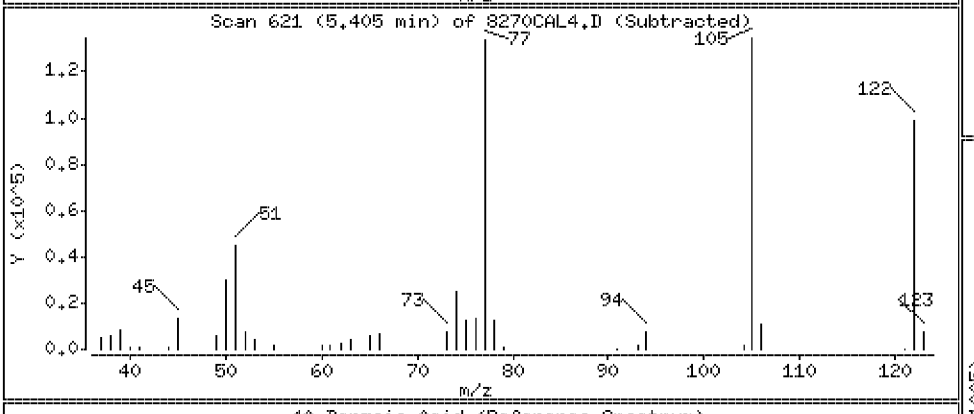

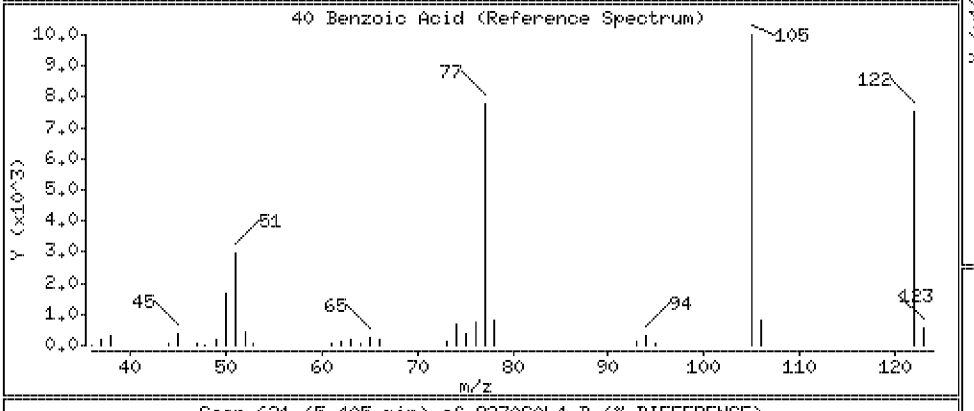

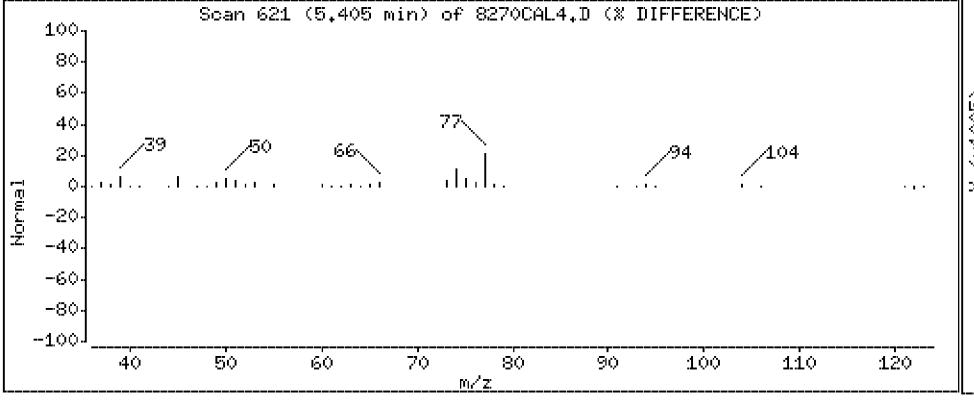

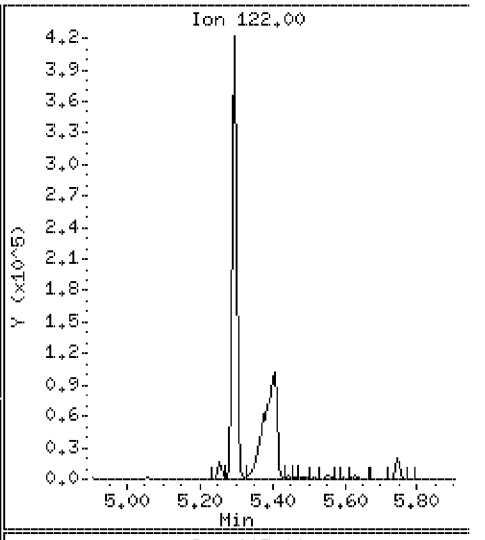

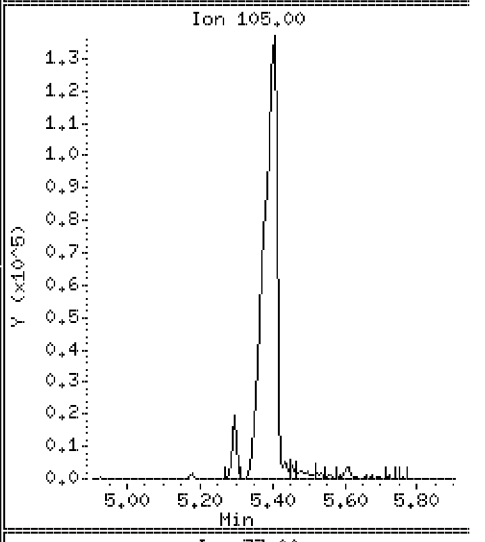

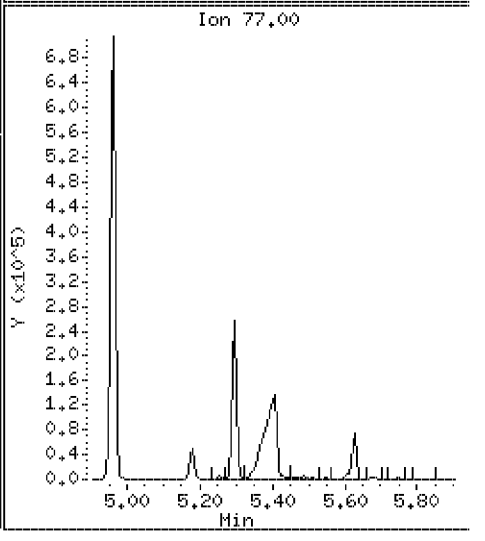

Data File: \\Svecd04\DD\chem\smsd03.i\S3042312.b\8270CAL4.D

Date : 23-APR-2012 11:34

Client ID: 8270CAL4 Instrument: smsd03.i

Sample Info: 45924

Purge Volume: 1000.0 Operator: PEL

Column phase: HPMS-5 Column diameter: 0.25

41 2,4-Dichlorophenol Concentration: 45.8 ug/l

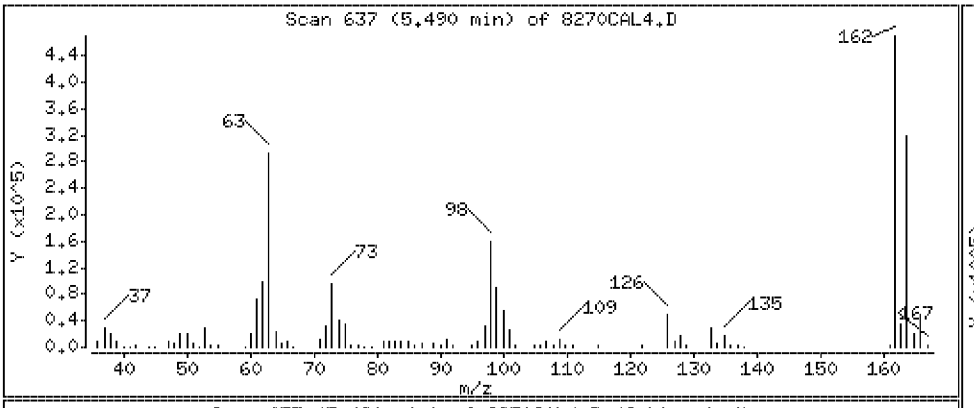

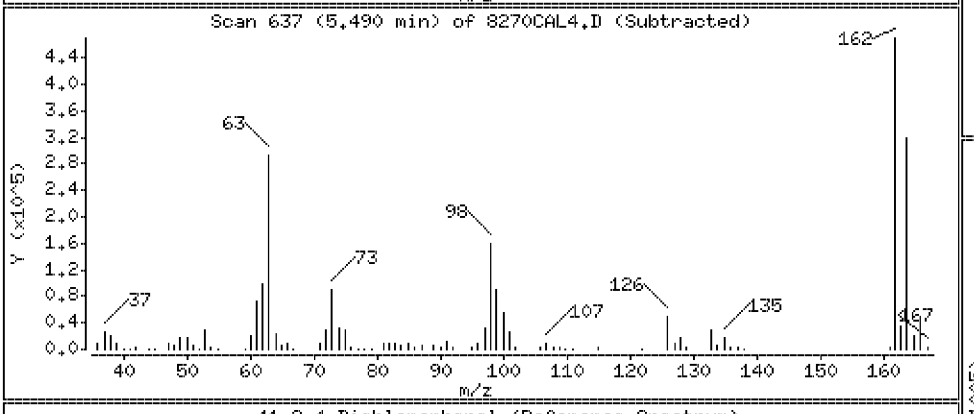

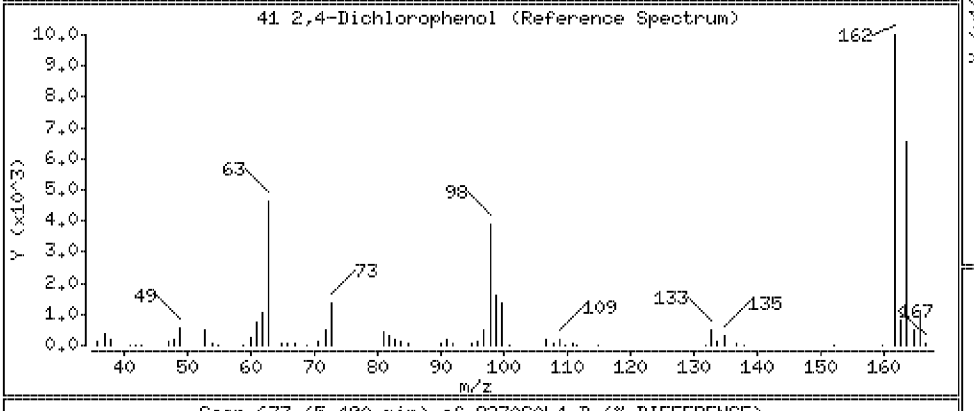

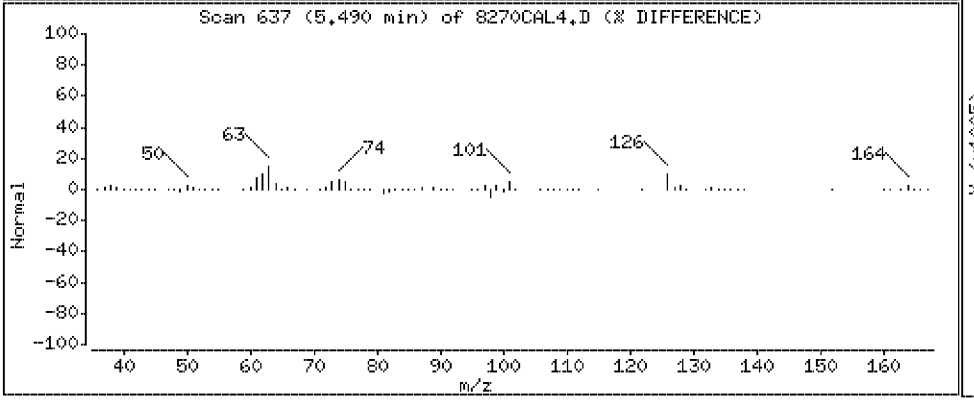

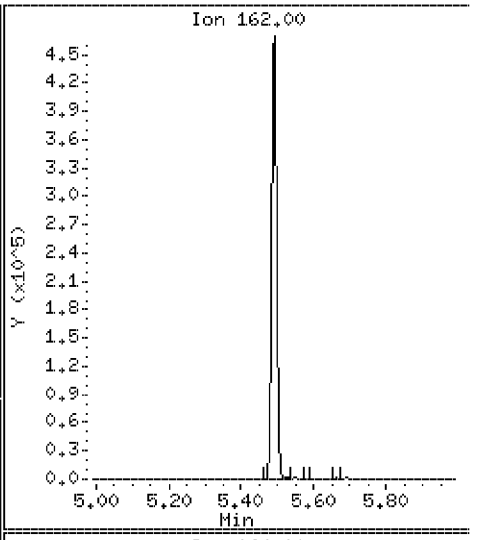

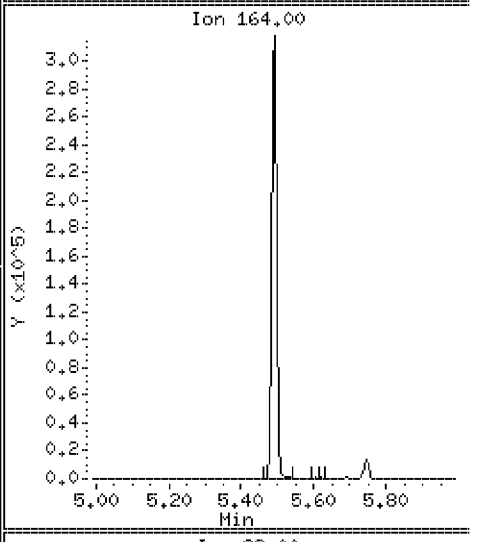

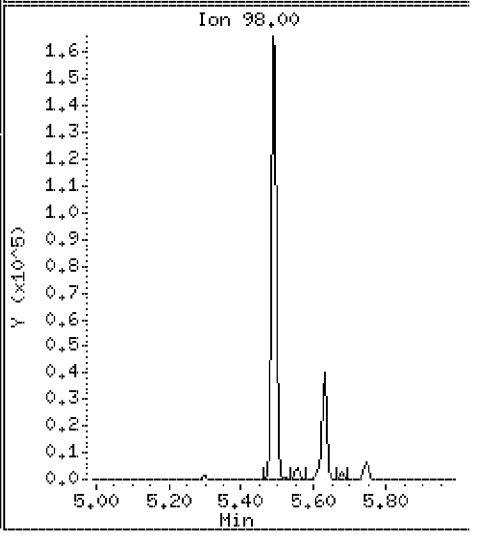

Data File: \\Svecd04\DD\chem\smsd03.i\S3042312.b\8270CAL4.D

Date : 23-APR-2012 11:34

Client ID: 8270CAL4 Instrument: smsd03.i

Sample Info: 45924

Purge Volume: 1000.0 Operator: PEL

Column phase: HPMS-5 Column diameter: 0.25

42 1,2,4-Trichlorobenzene Concentration: 44.8 ug/l

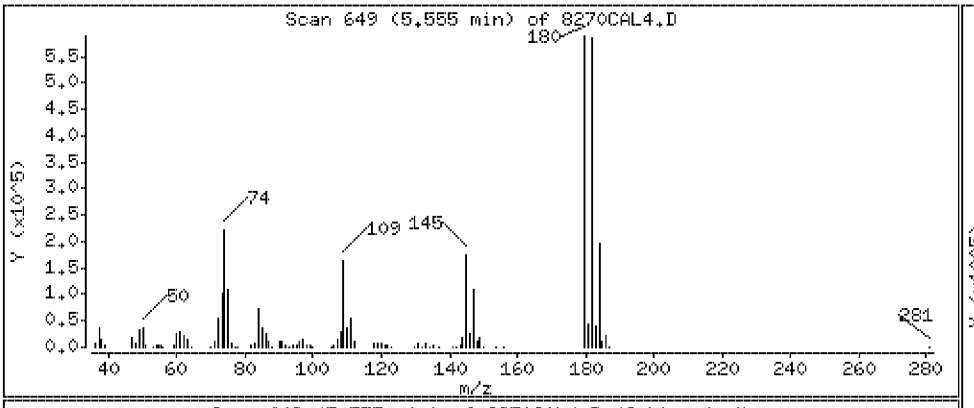

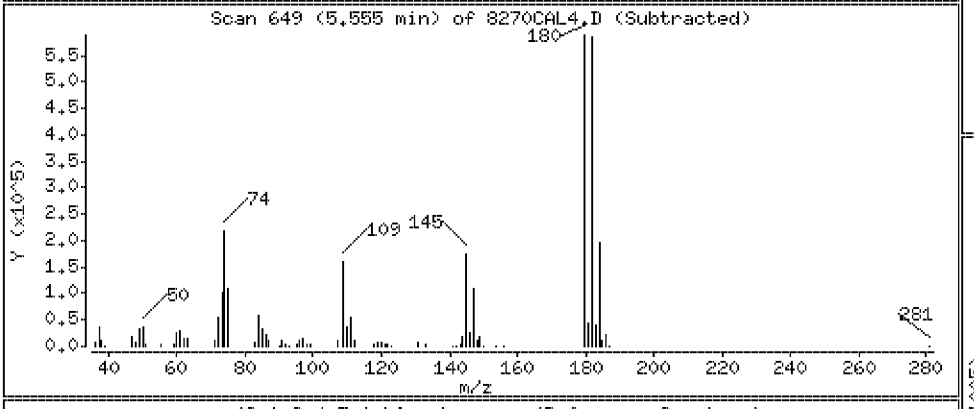

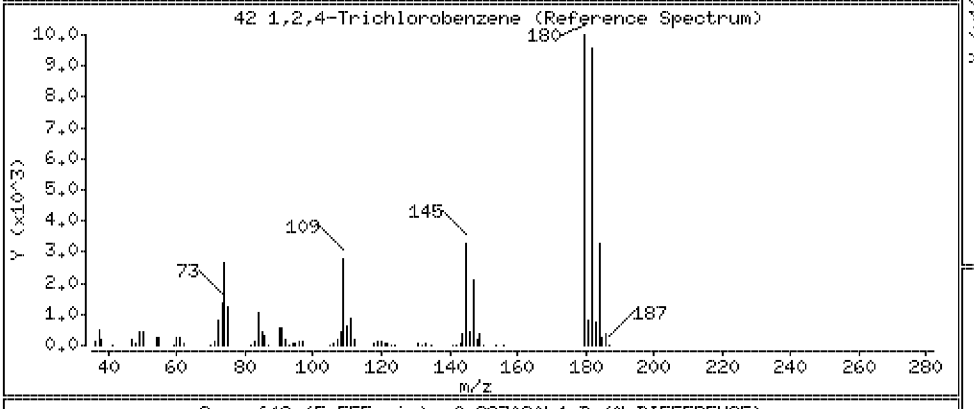

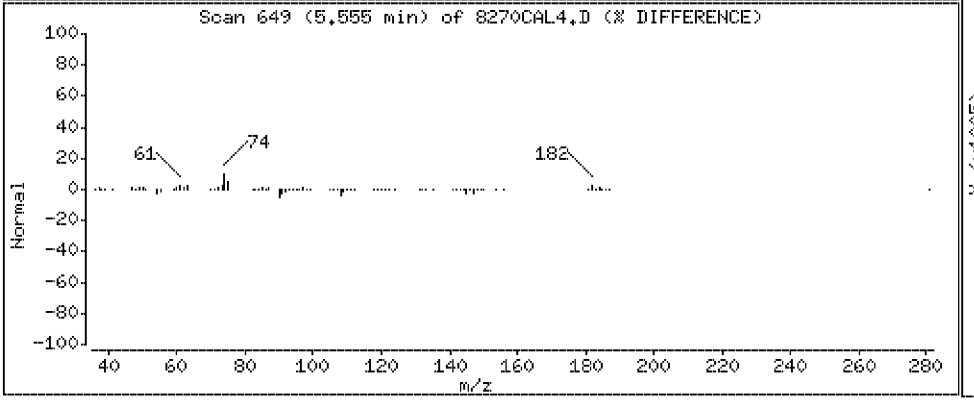

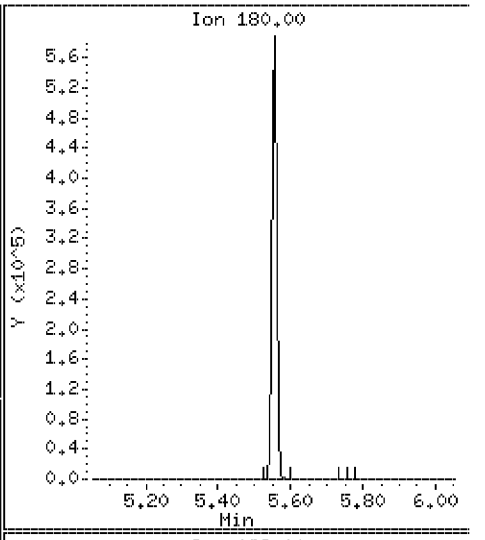

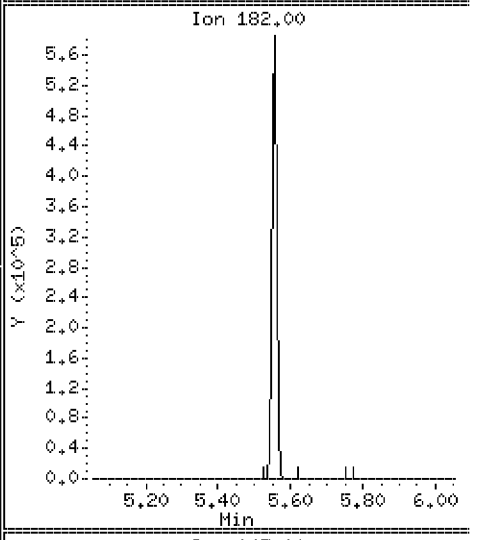

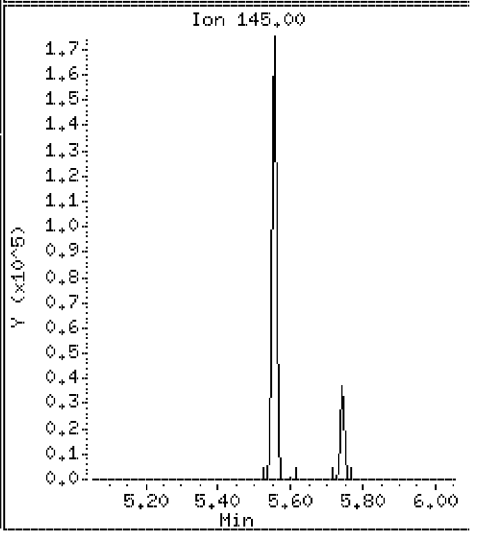

Data File: \\Svecd04\DD\chem\smsd03.i\S3042312.b\8270CAL4.D

Date : 23-APR-2012 11:34

Client ID: 8270CAL4

Instrument: smsd03.i

Sample Info: 45924

Purge Volume: 1000.0

Operator: PEL

Column phase: HPMS-5

Column diameter: 0.25

44 Naphthalene

Concentration: 45.9 ug/l

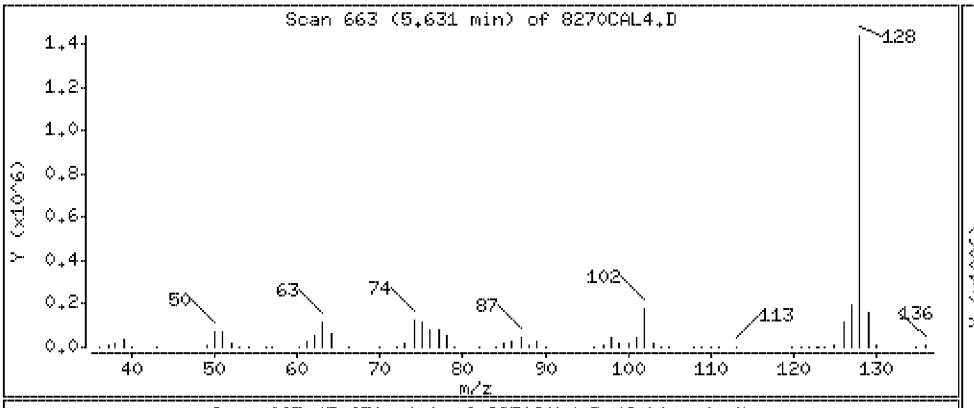

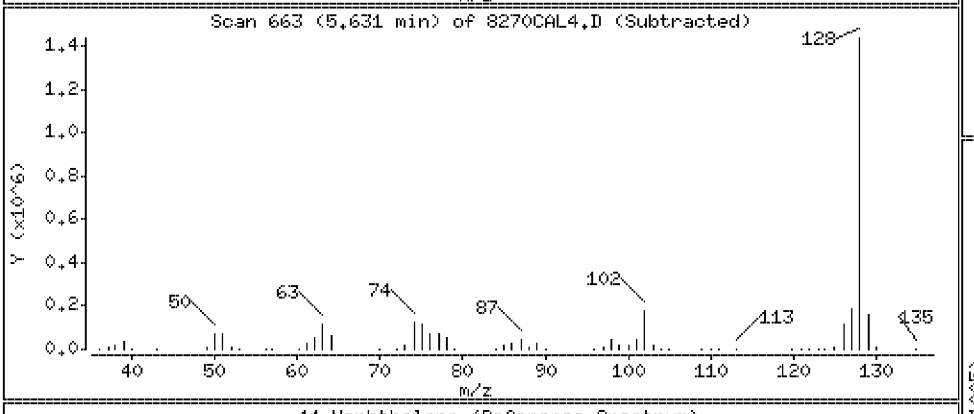

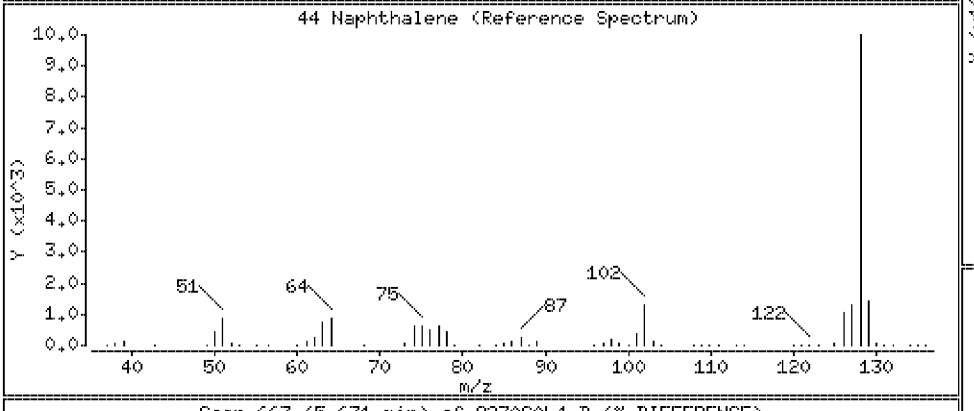

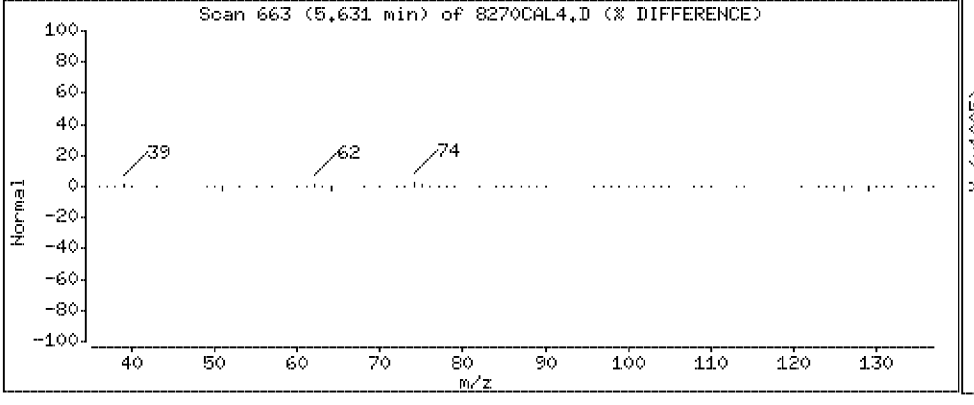

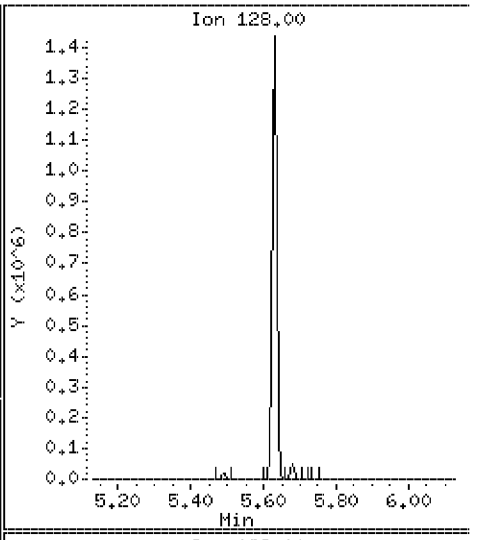

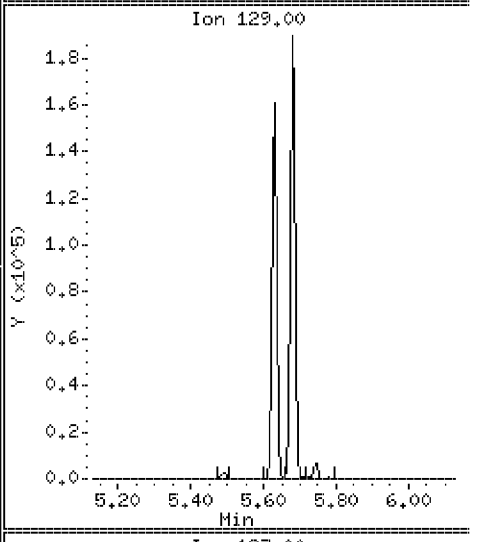

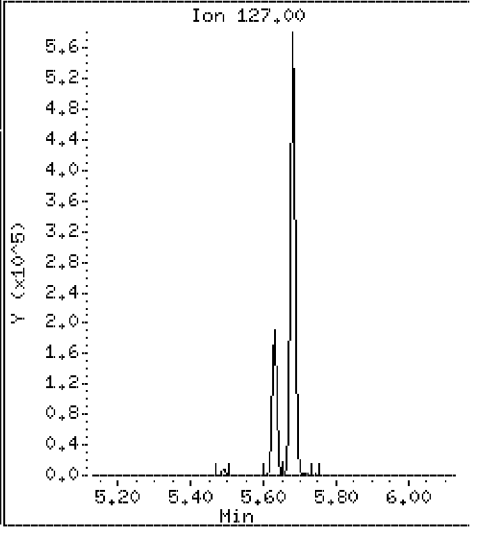

Data File: \\Svecd04\DD\chem\smsd03.i\S3042312.b\8270CAL4.D

Date : 23-APR-2012 11:34

Client ID: 8270CAL4 Instrument: smsd03.i

Sample Info: 45924

Purge Volume: 1000.0 Operator: PEL

Column phase: HPMS-5 Column diameter: 0.25

45 4-Chloroaniline Concentration: 45.6 ug/l

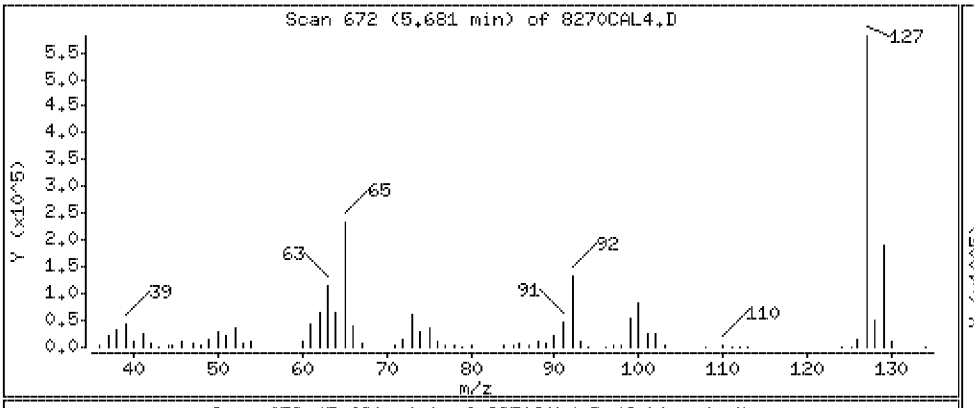

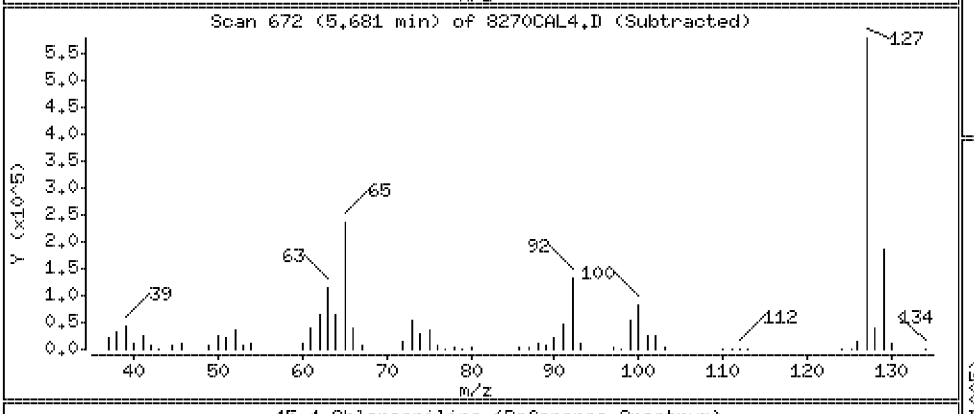

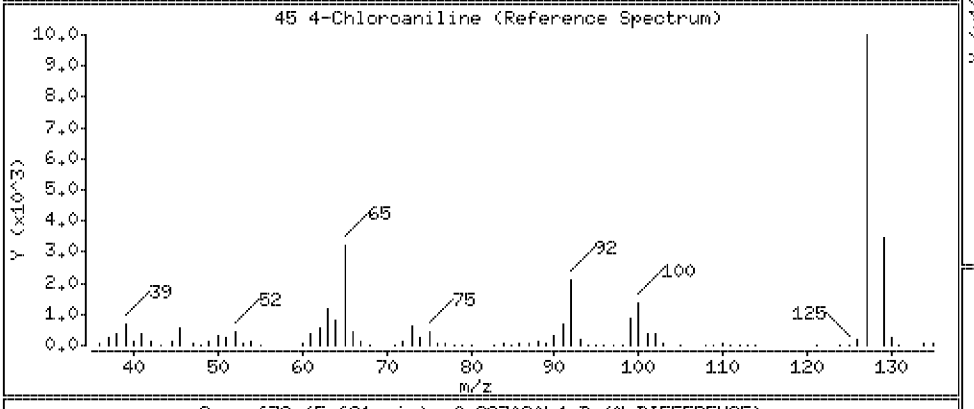

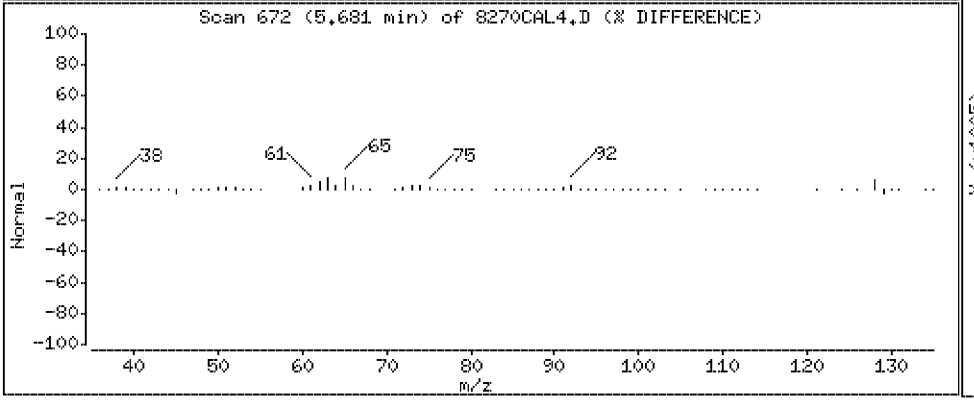

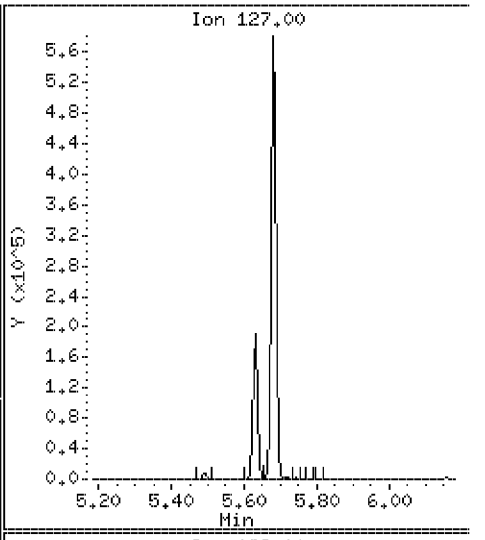

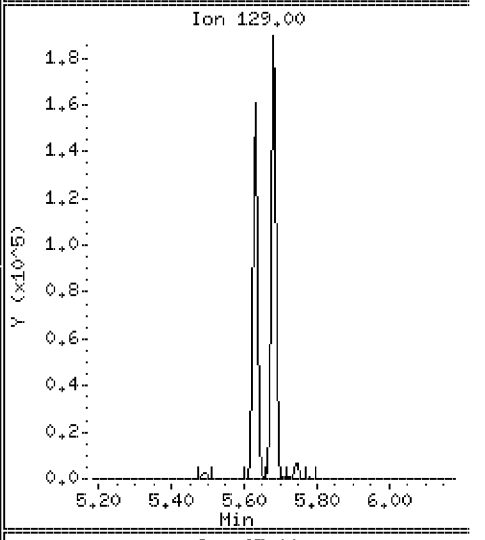

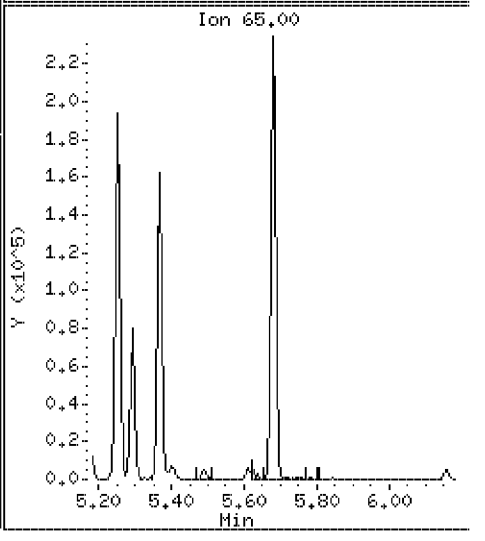

Data File: \\Svecd04\DD\chem\smsd03.i\S3042312.b\8270CAL4.D

Date : 23-APR-2012 11:34

Client ID: 8270CAL4 Instrument: smsd03.i

Sample Info: 45924

Purge Volume: 1000.0 Operator: PEL

Column phase: HPMS-5 Column diameter: 0.25

48 Hexachlorobutadiene Concentration: 45.3 ug/l

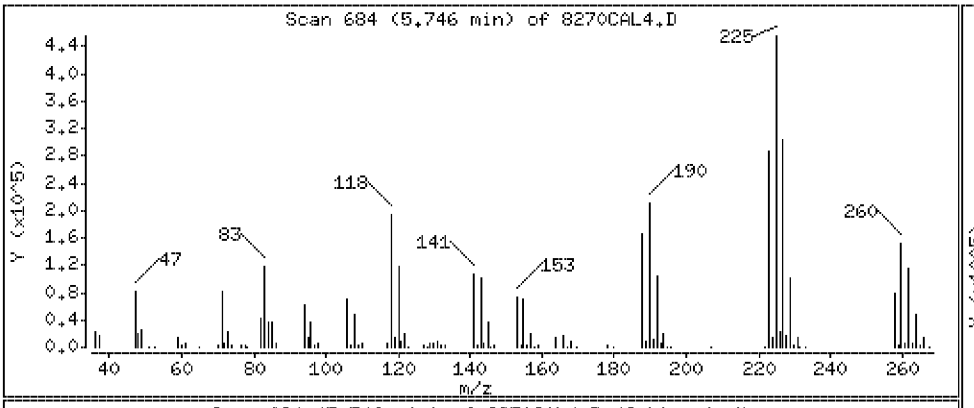

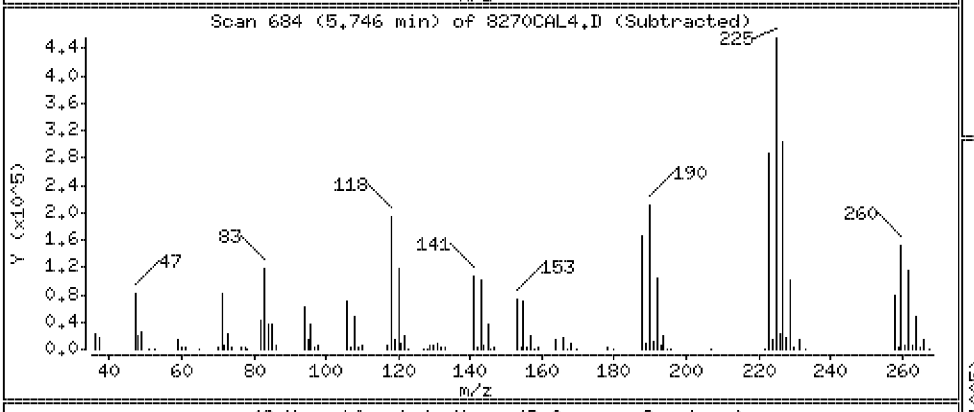

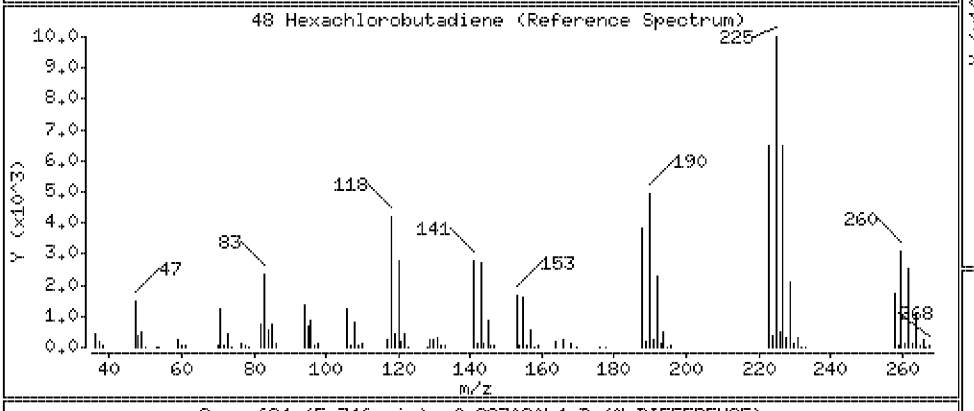

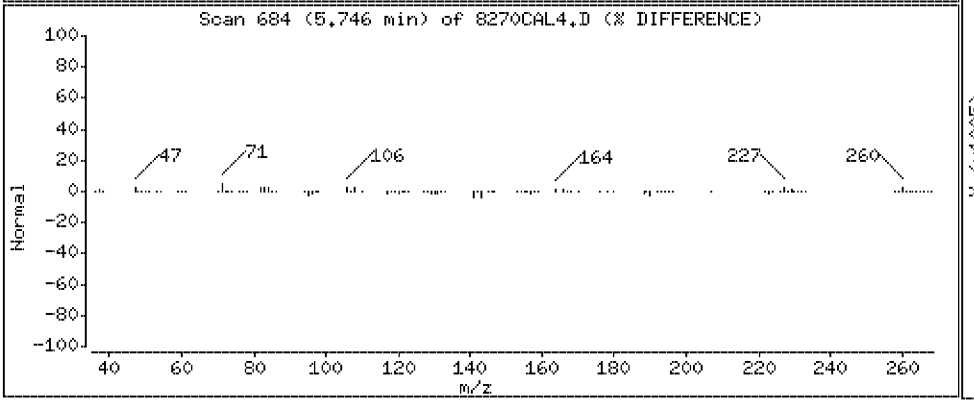

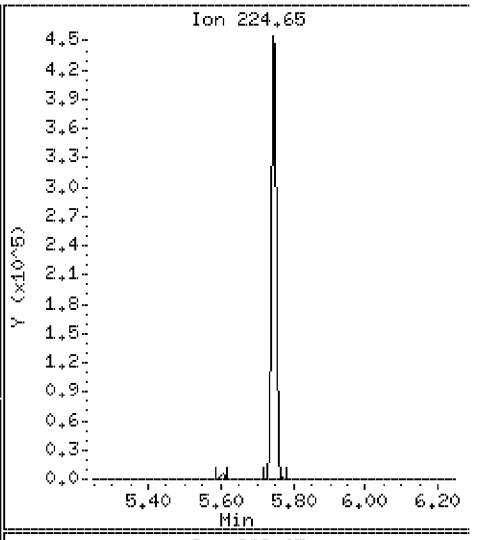

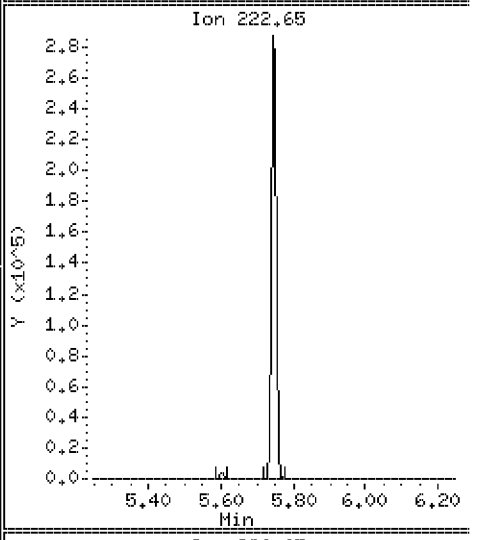

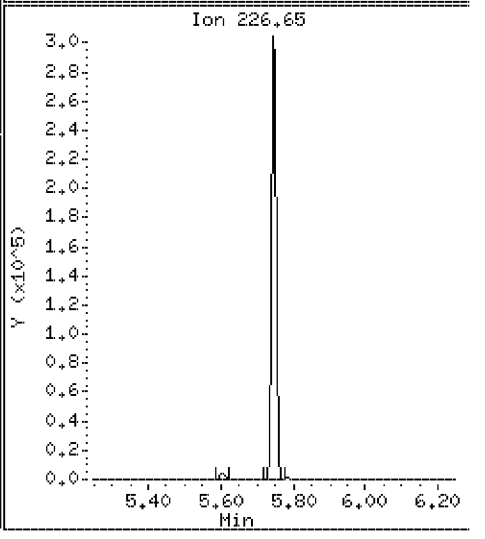

Data File: \\Svecd04\DD\chem\smsd03.i\S3042312.b\8270CAL4.D

Date : 23-APR-2012 11:34

Client ID: 8270CAL4 | Instrument: smsd03.i

Sample Info: 45924

Purge Volume: 1000.0 | Operator: PEL

Column phase: HPMS-5 | Column diameter: 0.25

51 4-Chloro-3-methylphenol | Concentration: 46.3 ug/l

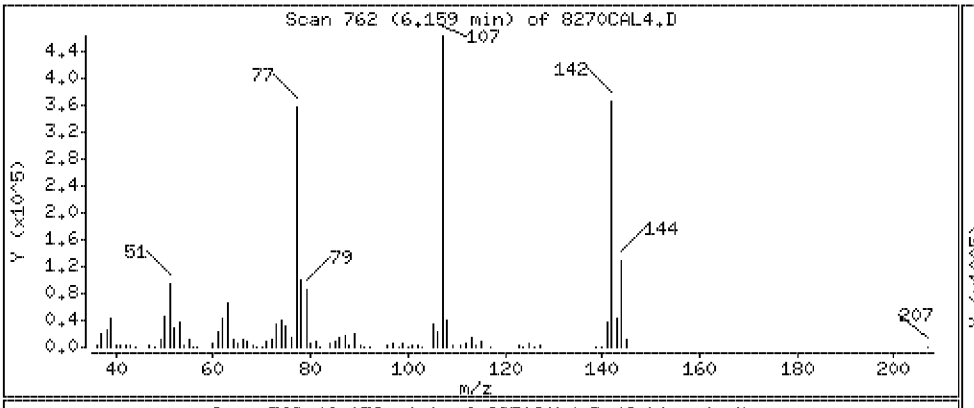

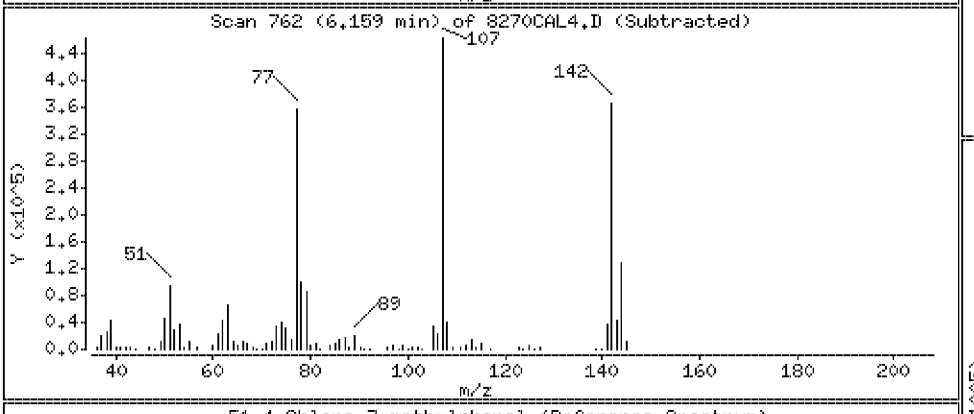

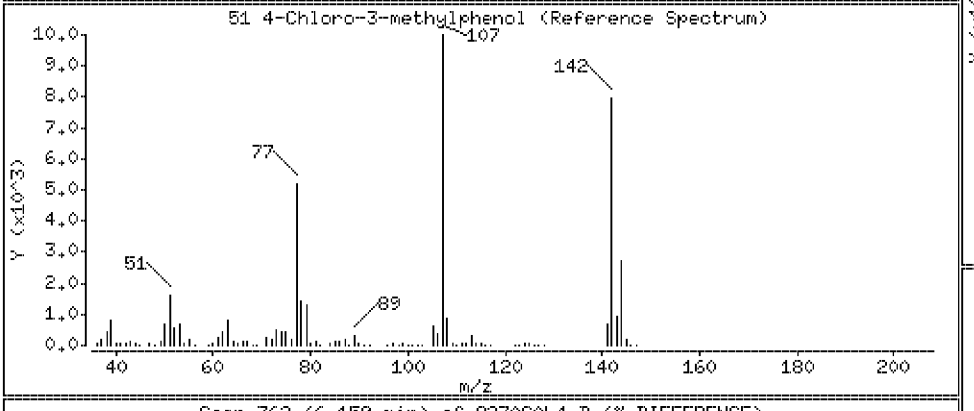

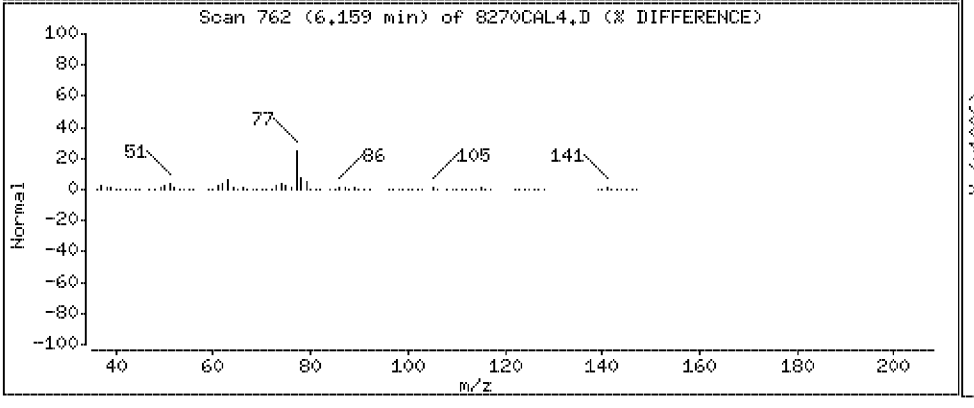

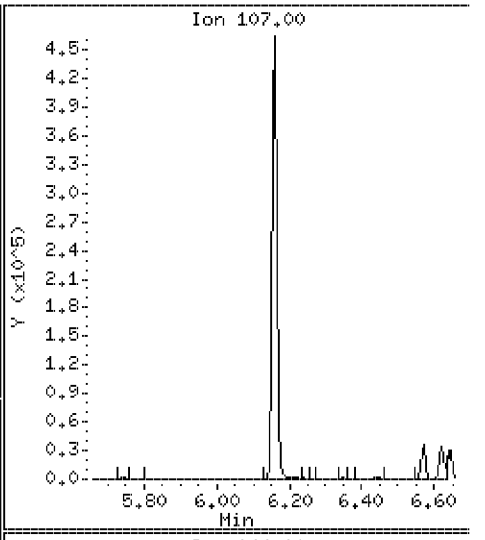

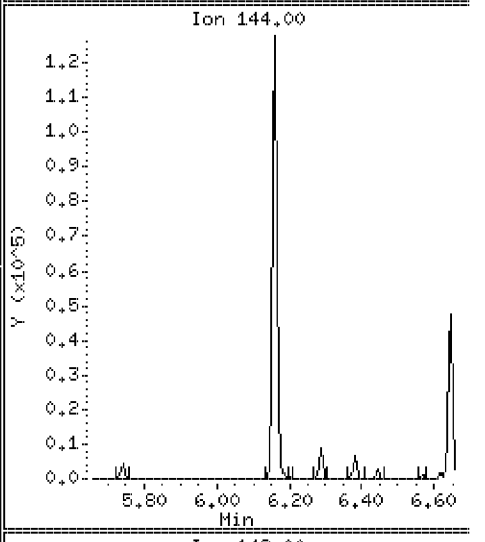

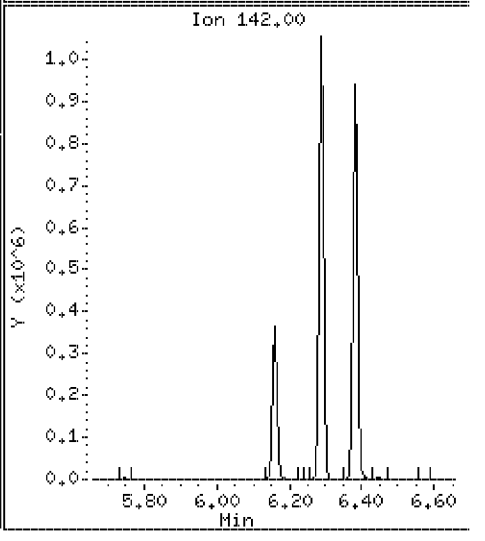

Data File: \\Svecd04\DD\chem\smsd03.i\S3042312.b\8270CAL4.D

Date : 23-APR-2012 11:34

Client ID: 8270CAL4 Instrument: smsd03.i

Sample Info: 45924

Purge Volume: 1000.0 Operator: PEL

Column phase: HPMS-5 Column diameter: 0.25

53 2-Methylnaphthalene Concentration: 45.3 ug/l

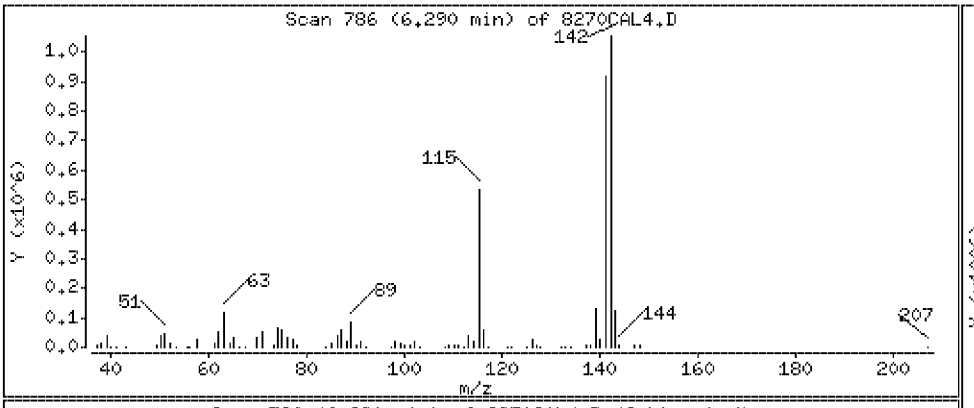

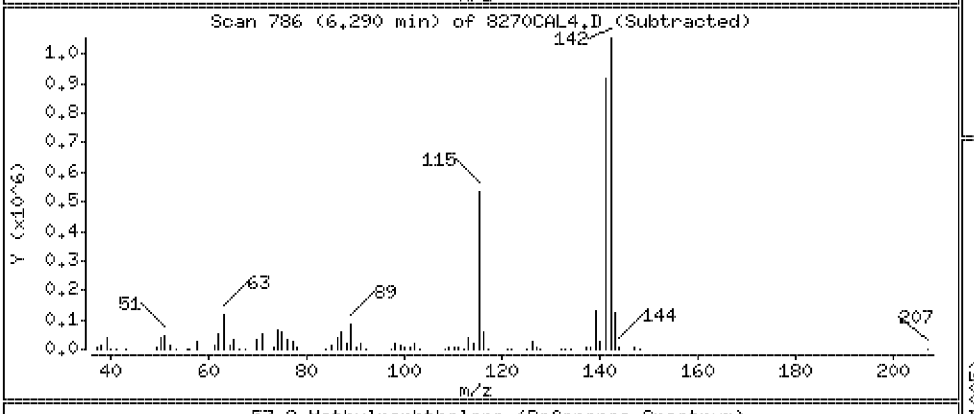

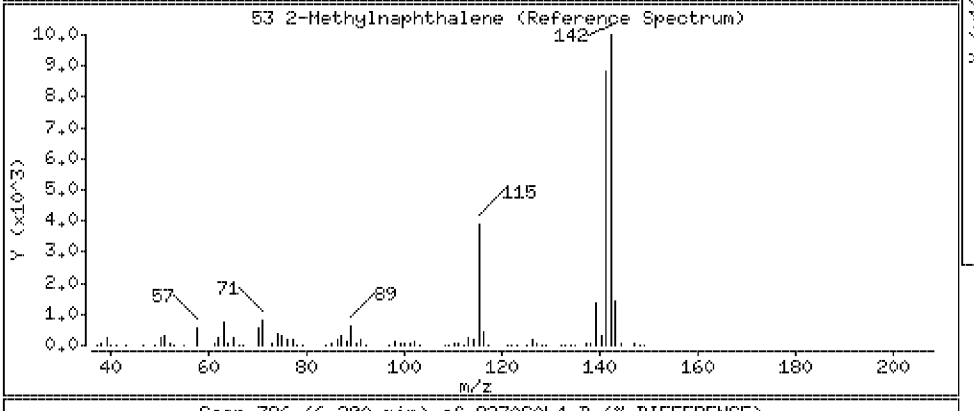

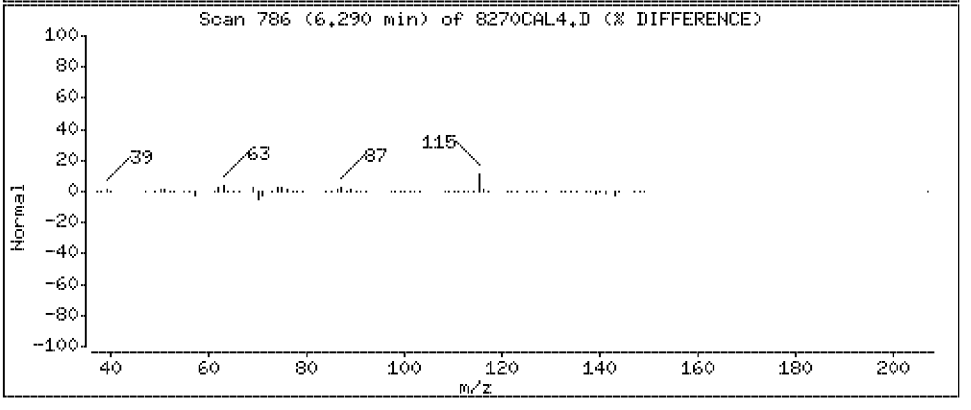

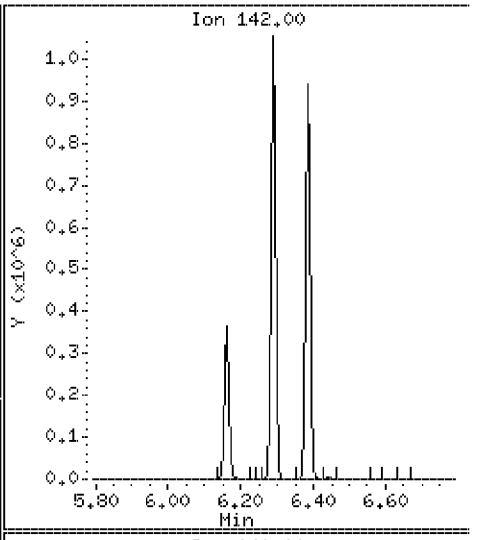

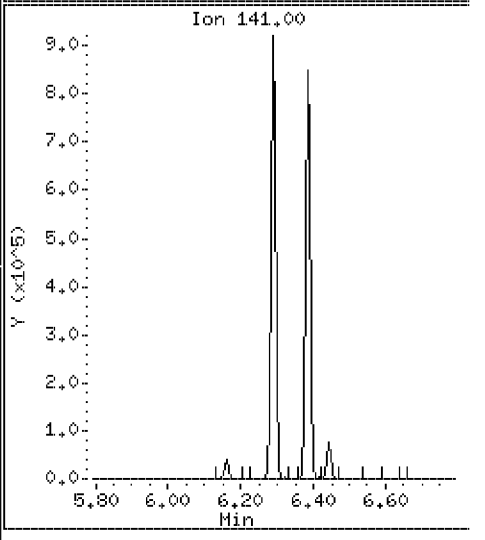

Data File: \\Svecd04\DD\chem\smsd03.i\S3042312.b\8270CAL4.D

Date : 23-APR-2012 11:34

Client ID: 8270CAL4 | Instrument: smsd03.i

Sample Info: 45924

Purge Volume: 1000.0 | Operator: PEL

Column phase: HPMS-5 | Column diameter: 0.25

54 1-Methylnaphthalene | Concentration: 45.6 ug/l

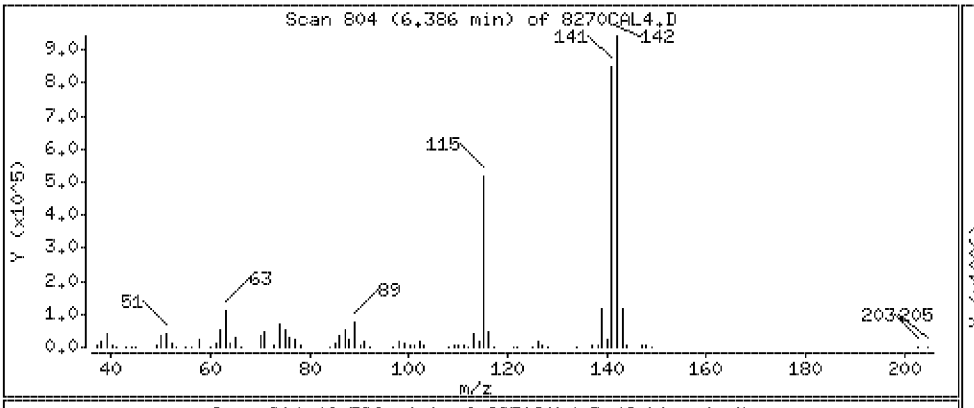

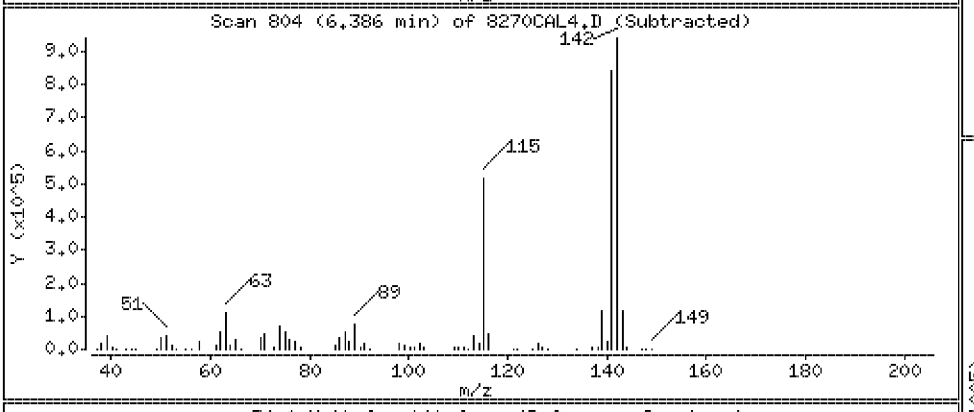

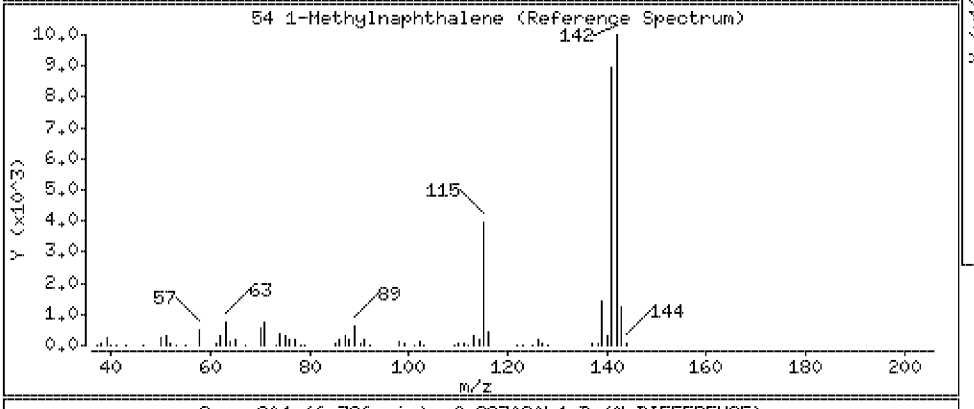

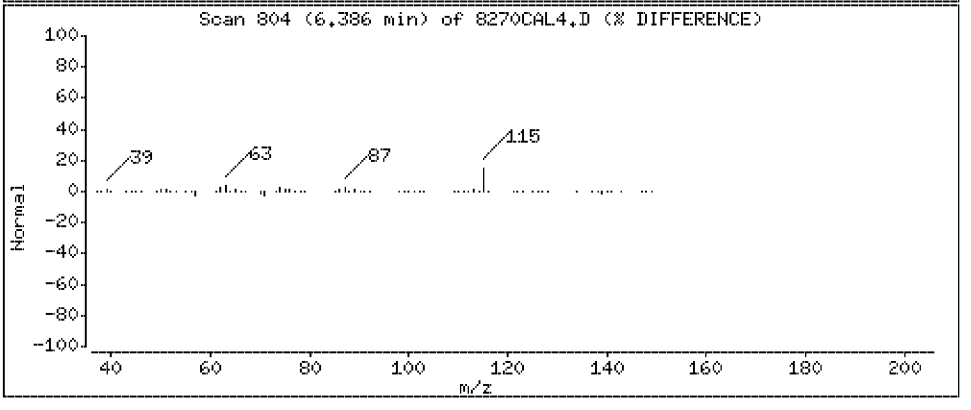

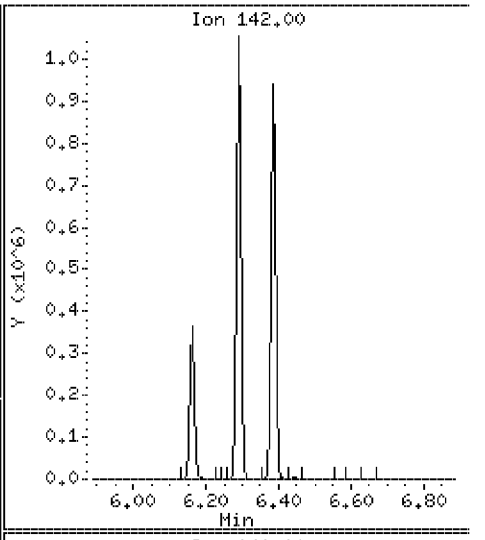

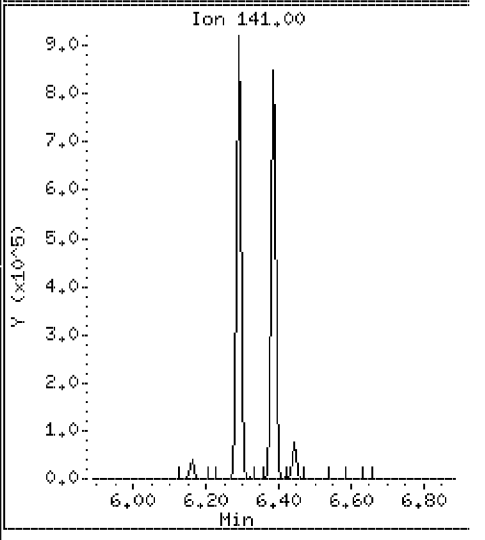

Data File: \\Svecd04\DD\chem\smsd03.i\S3042312.b\8270CAL4.D

Date : 23-APR-2012 11:34

Client ID: 8270CAL4

Instrument: smsd03.i

Sample Info: 45924

Purge Volume: 1000.0

Operator: PEL

Column phase: HPMS-5

Column diameter: 0.25

55 Hexachlorocyclopentadiene

Concentration: 46.3 ug/l

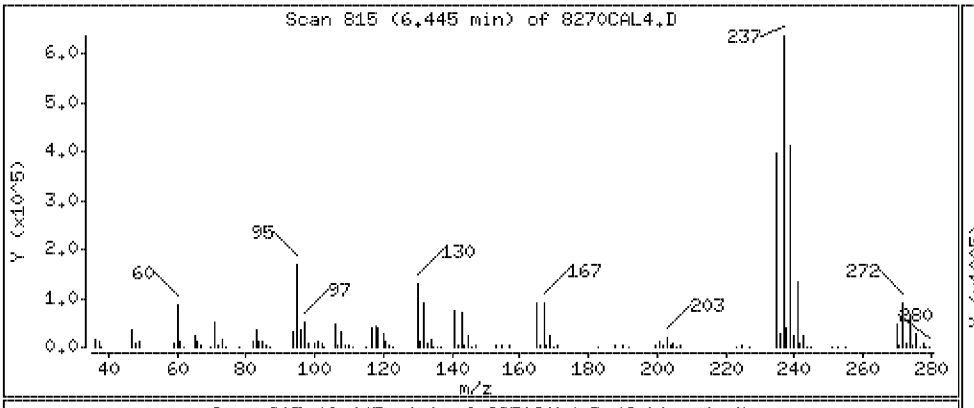

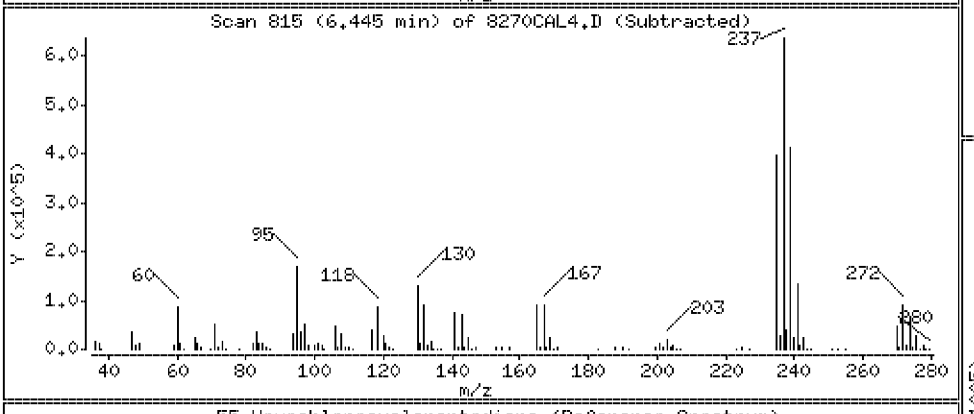

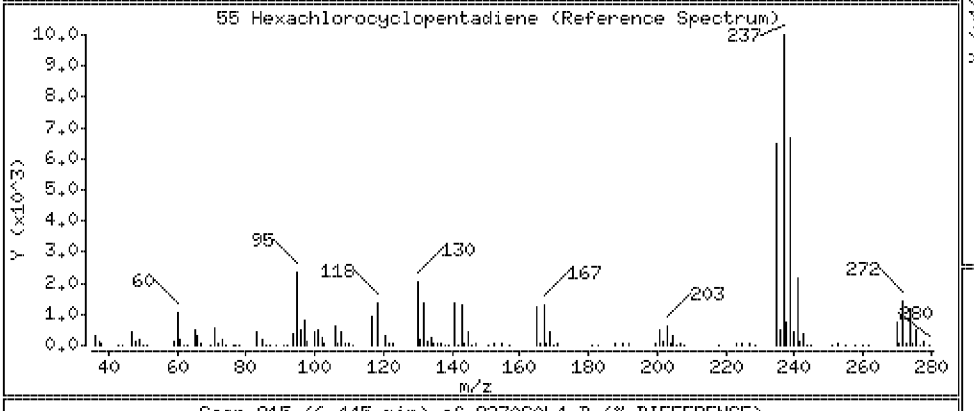

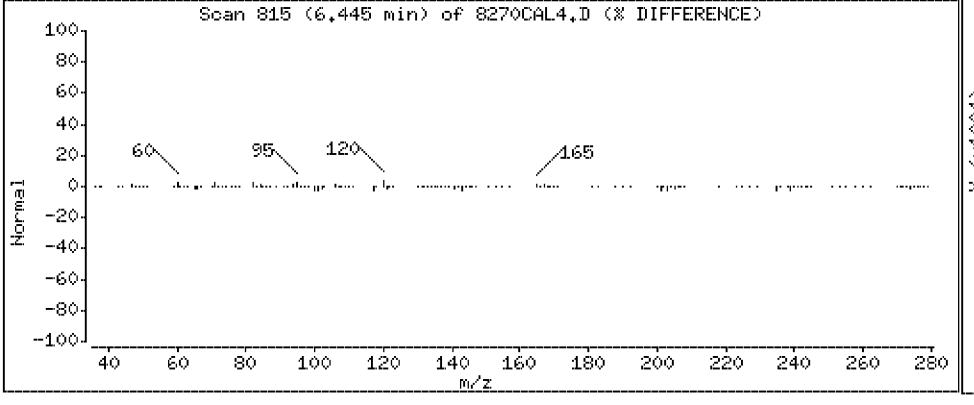

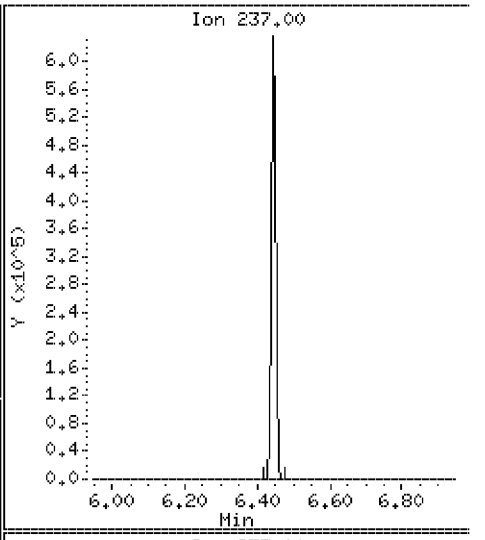

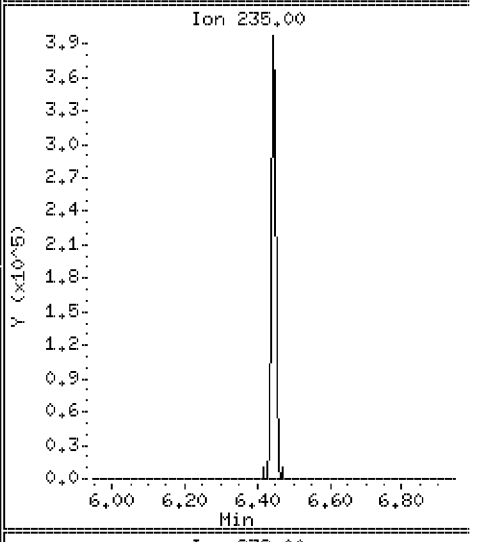

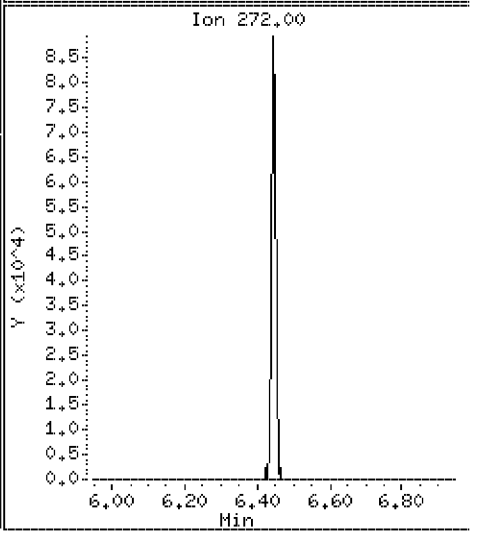

Data File: \\Svecd04\DD\chem\smsd03.i\S3042312.b\8270CAL4.D

Date : 23-APR-2012 11:34

Client ID: 8270CAL4 Instrument: smsd03.i

Sample Info: 45924

Purge Volume: 1000.0 Operator: PEL

Column phase: HPMS-5 Column diameter: 0.25

57 2,4,6-Trichlorophenol Concentration: 46.7 ug/l

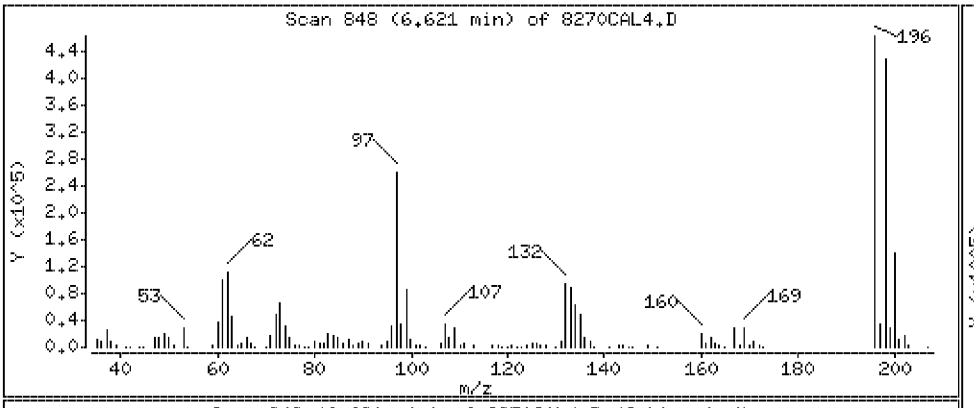

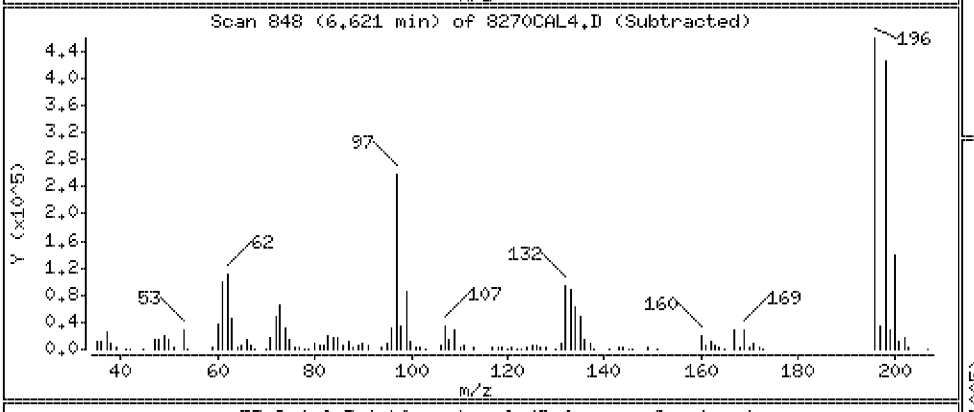

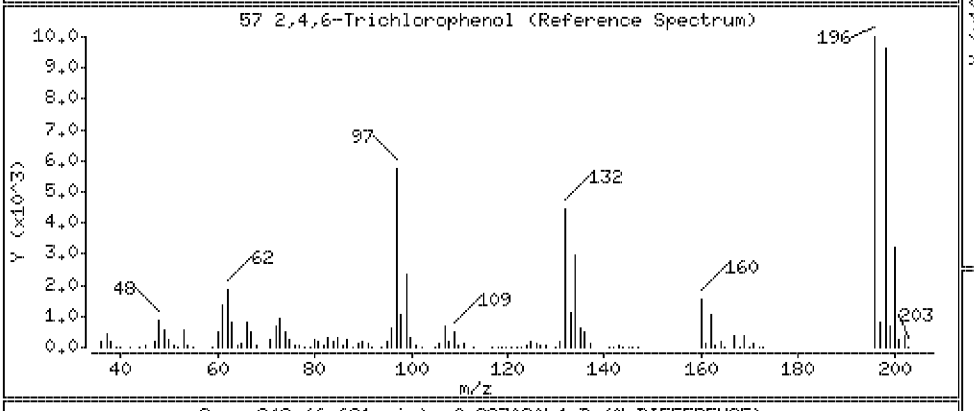

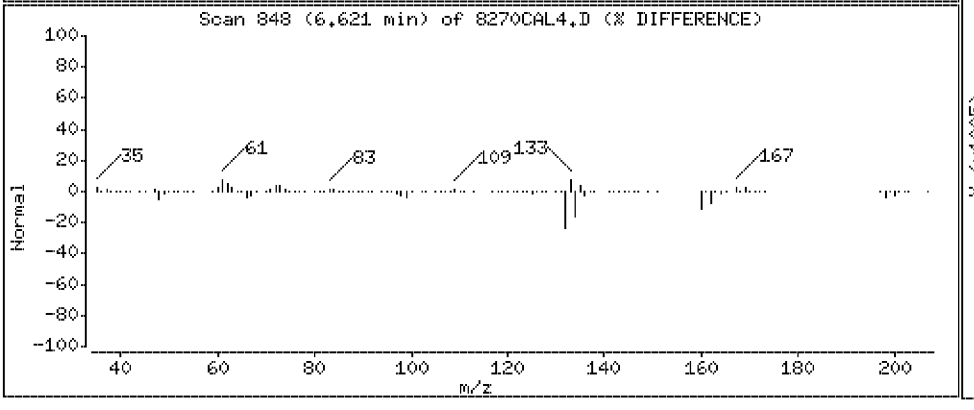

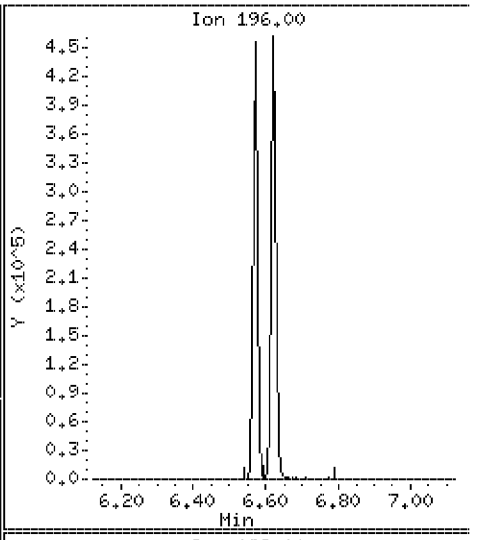

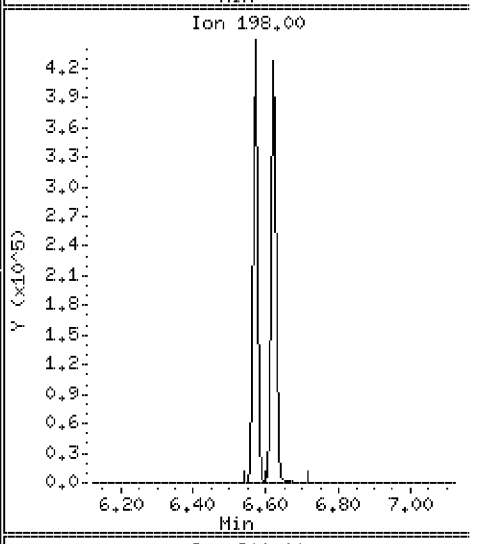

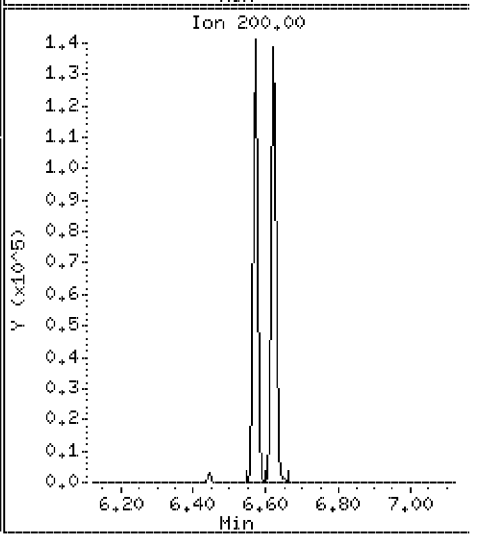

Data File: \\Svecd04\DD\chem\smsd03.i\S3042312.b\8270CAL4.D

Date : 23-APR-2012 11:34

Client ID: 8270CAL4 Instrument: smsd03.i

Sample Info: 45924

Purge Volume: 1000.0 Operator: PEL

Column phase: HPMS-5 Column diameter: 0.25

58 2,4,5-Trichlorophenol Concentration: 45.8 ug/l

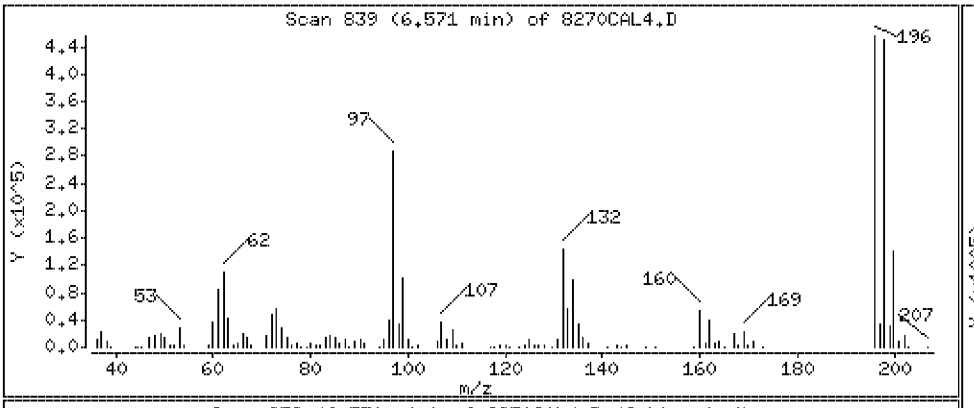

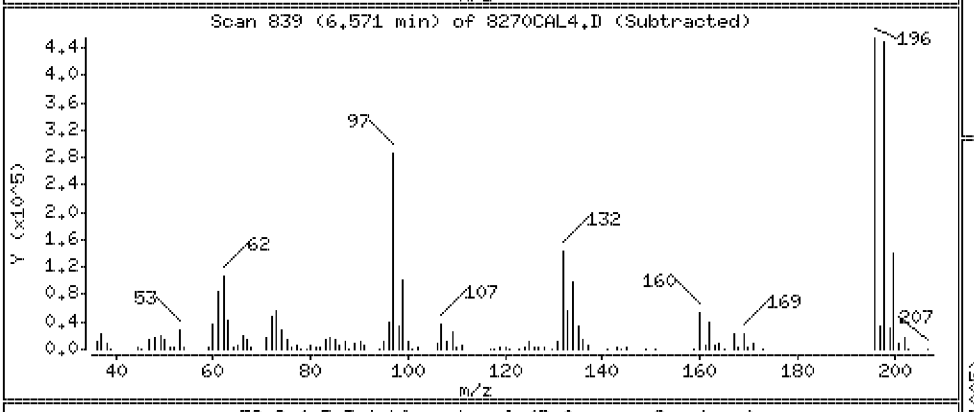

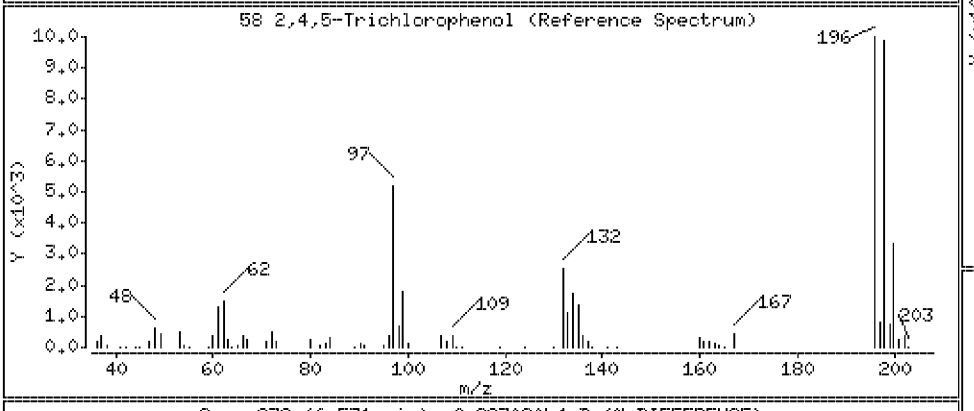

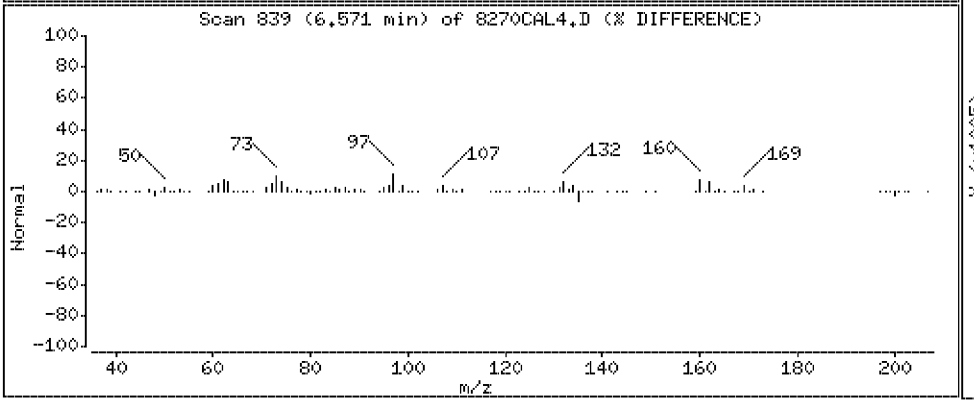

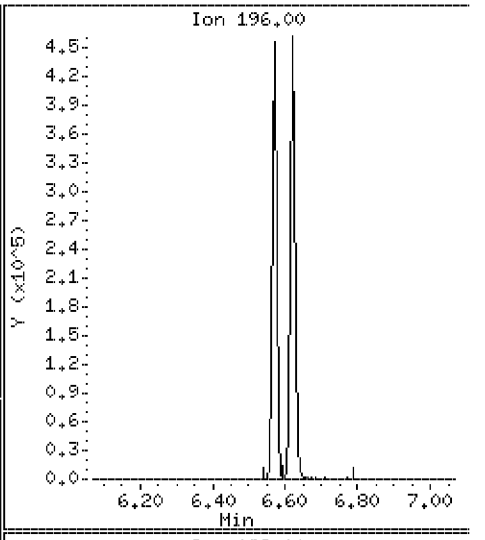

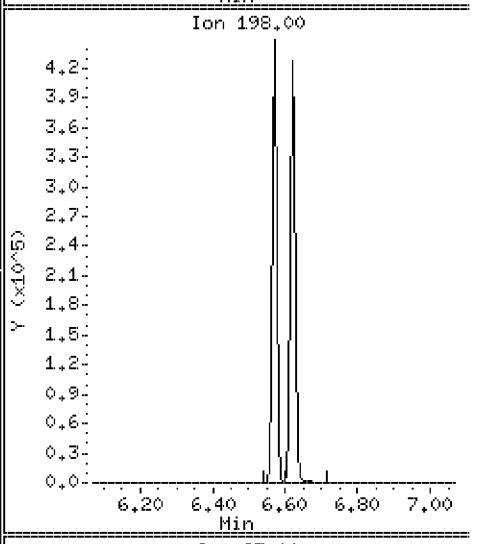

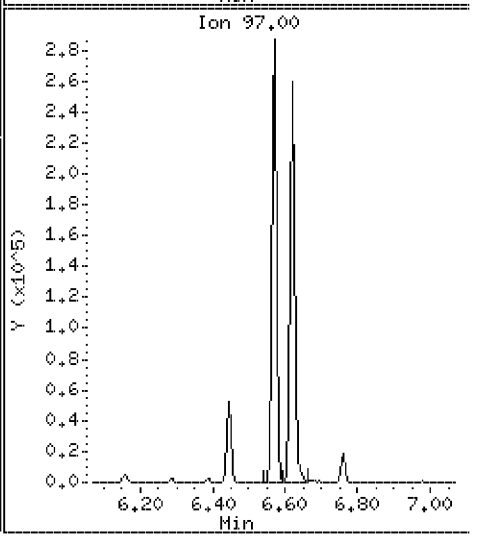

Data File: \\Svecd04\DD\chem\smsd03.i\S3042312.b\8270CAL4.D

Date : 23-APR-2012 11:34

Client ID: 8270CAL4 Instrument: smsd03.i

Sample Info: 45924

Purge Volume: 1000.0 Operator: PEL

Column phase: HPMS-5 Column diameter: 0.25

62 2-Chloronaphthalene Concentration: 46.6 ug/l

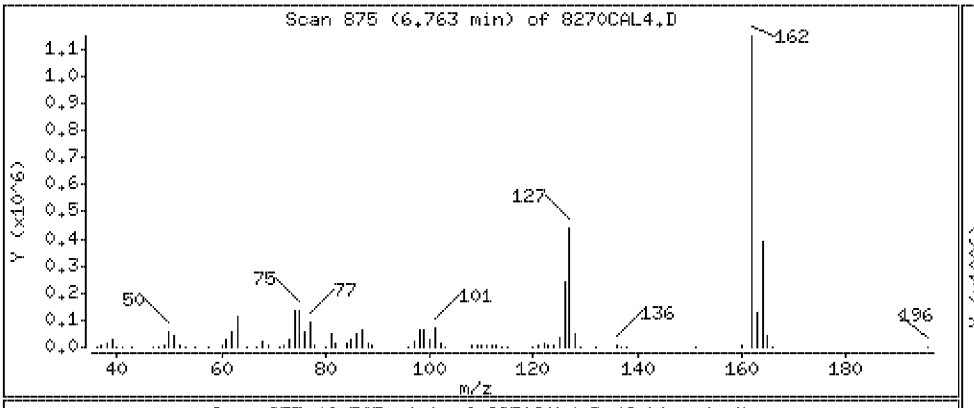

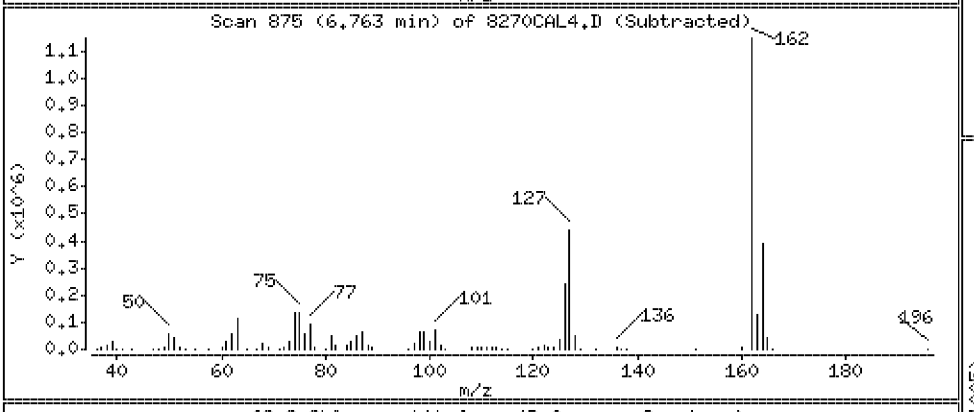

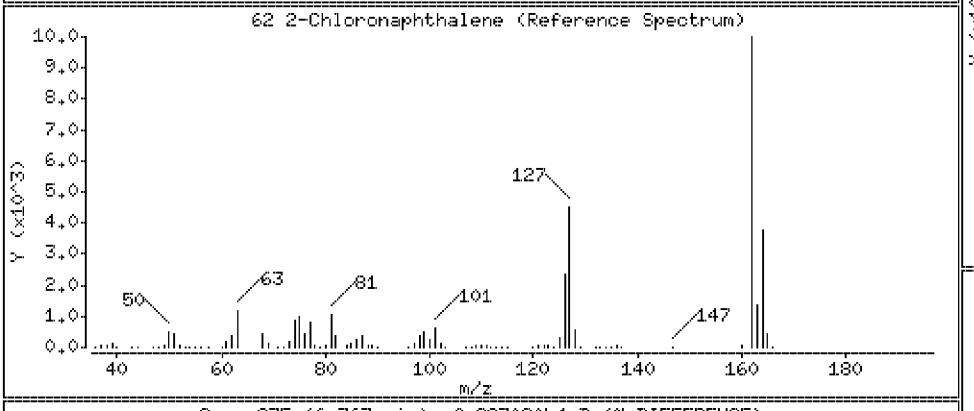

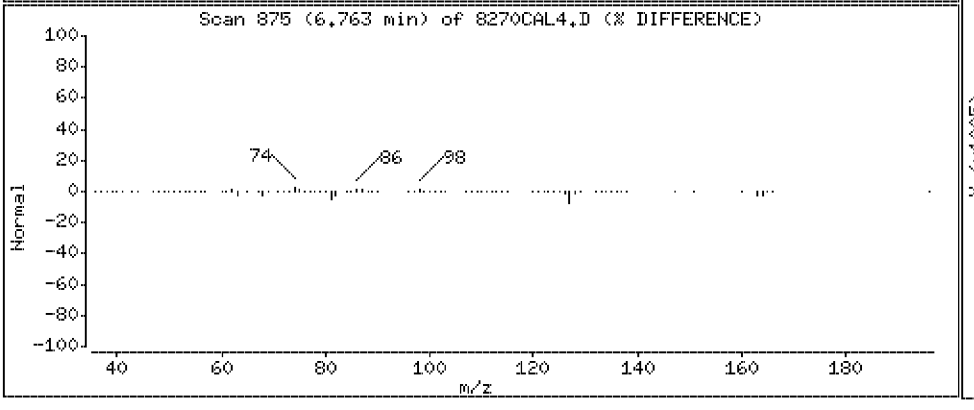

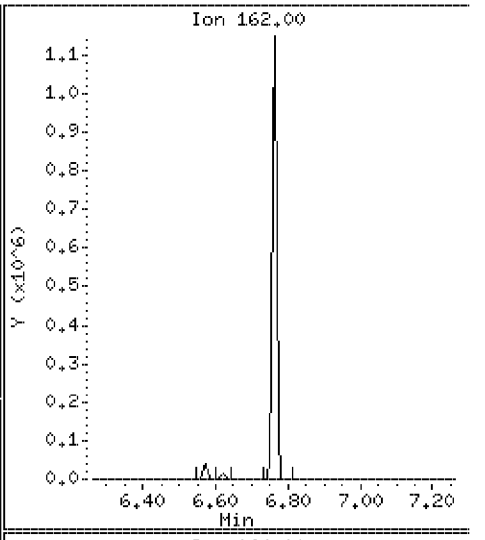

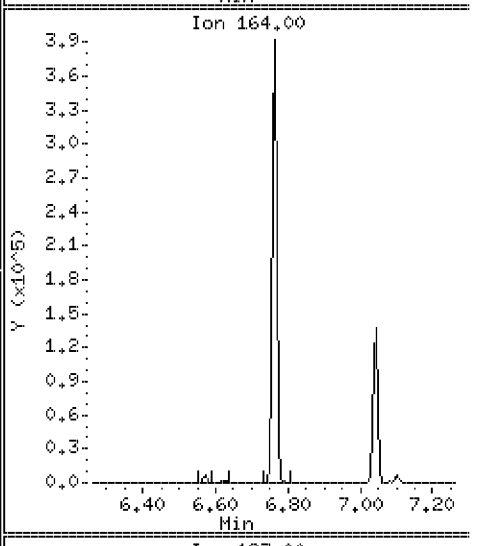

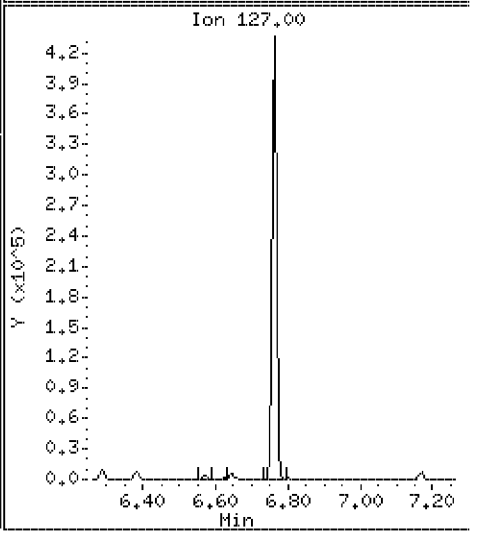

Data File: \\Svecd04\DD\chem\smsd03.i\S3042312.b\8270CAL4.D

Date : 23-APR-2012 11:34

Client ID: 8270CAL4

Instrument: smsd03.i

Sample Info: 45924

Purge Volume: 1000.0

Operator: PEL

Column phase: HPMS-5

Column diameter: 0.25

63 2-Nitroaniline

Concentration: 47.0 ug/l

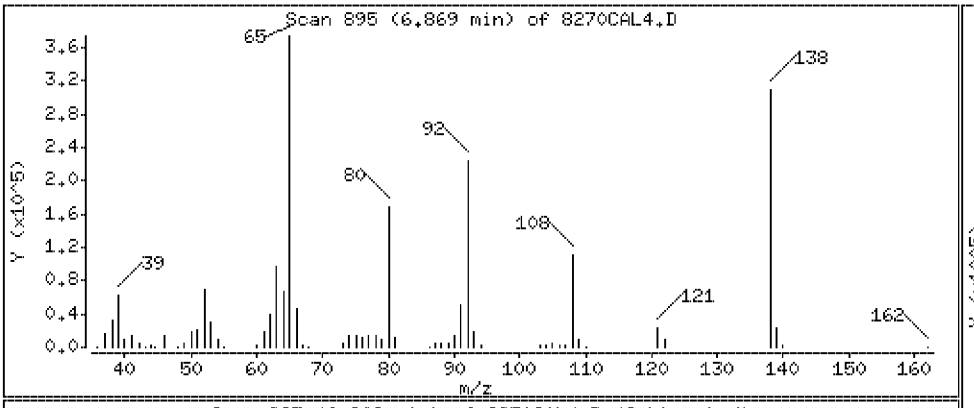

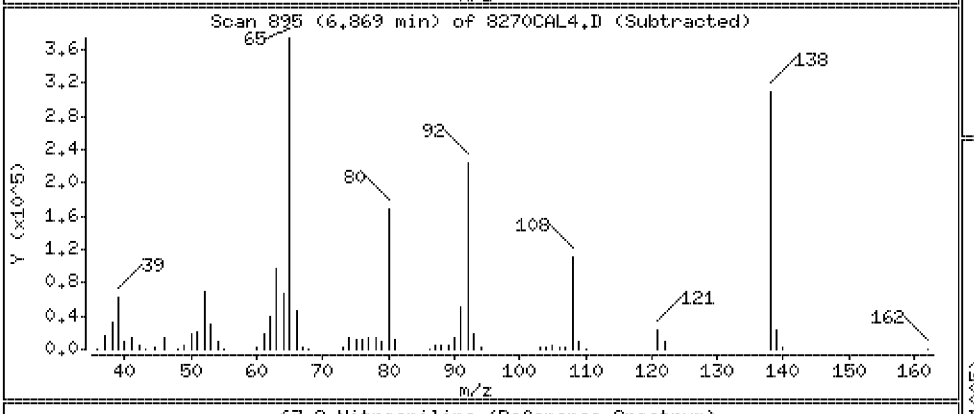

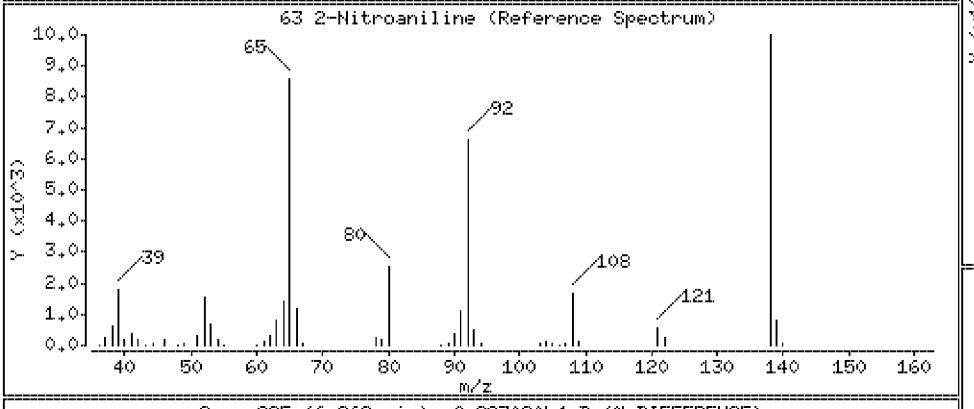

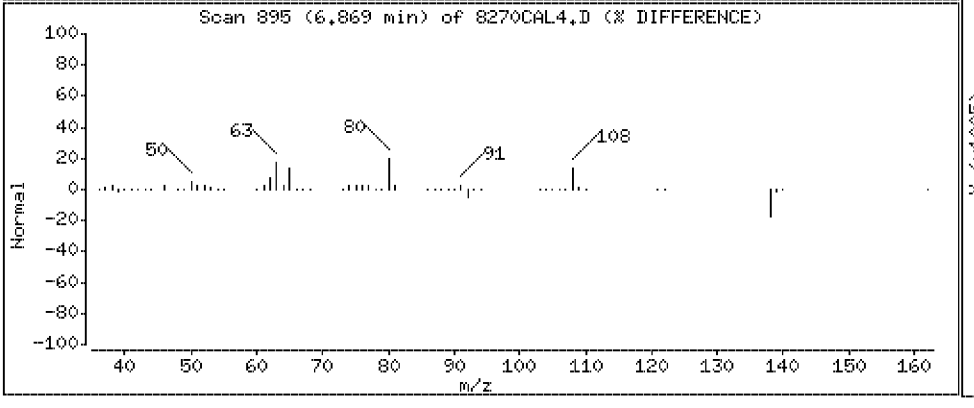

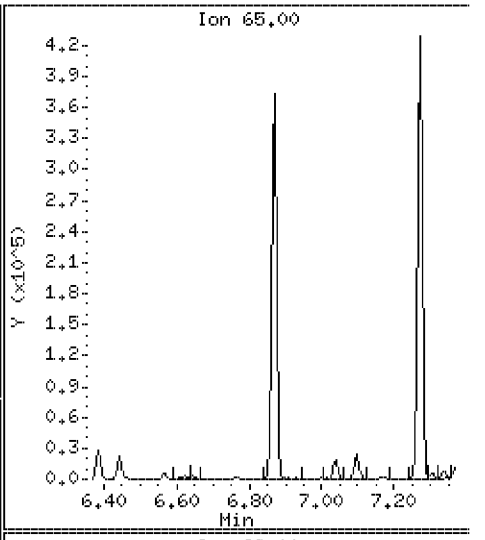

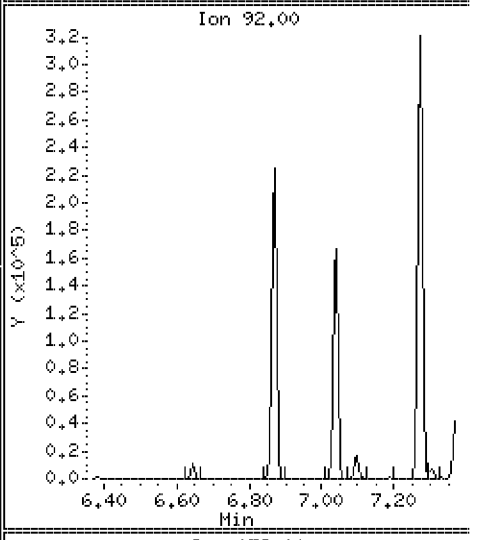

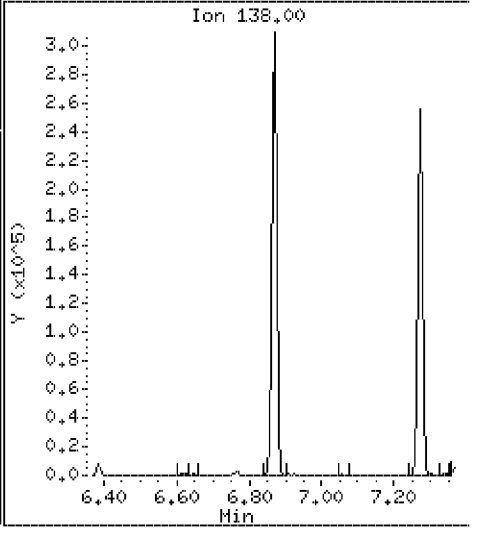

Data File: \\Svecd04\DD\chem\smsd03.i\S3042312.b\8270CAL4.D

Date : 23-APR-2012 11:34

Client ID: 8270CAL4 Instrument: smsd03.i

Sample Info: 45924

Purge Volume: 1000.0 Operator: PEL

Column phase: HPMS-5 Column diameter: 0.25

65 Dimethylphthalate Concentration: 46.9 ug/l

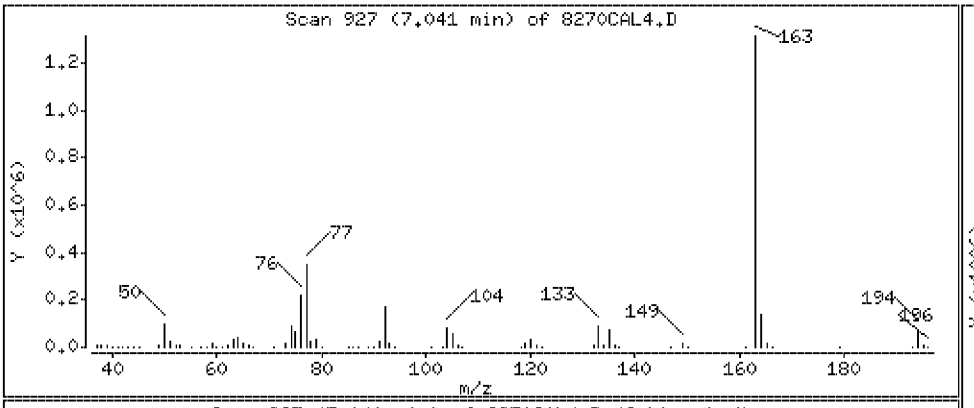

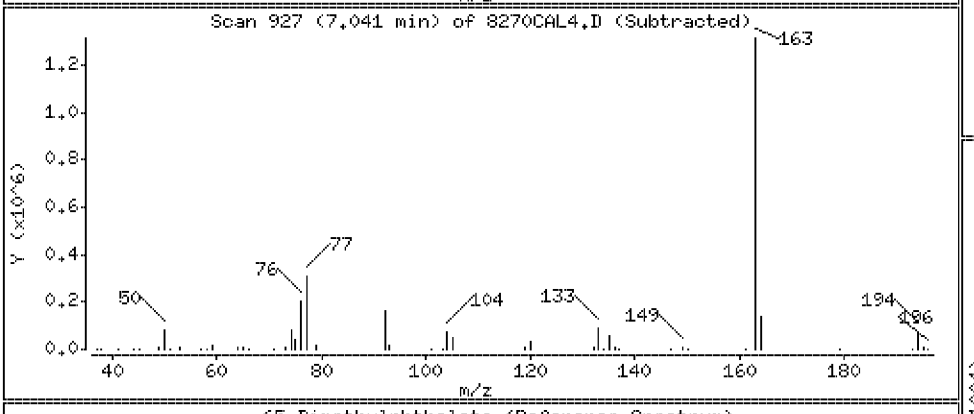

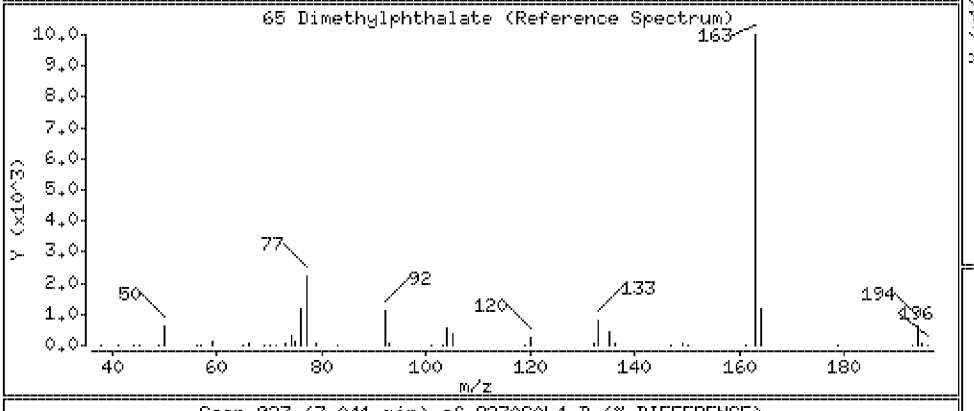

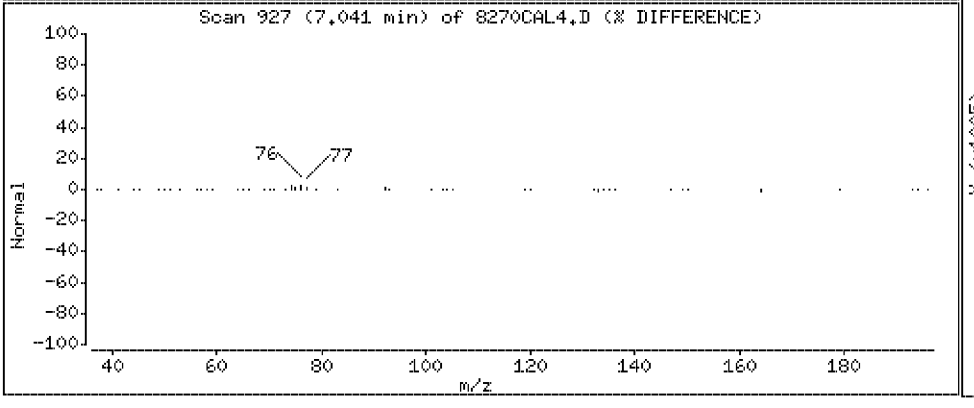

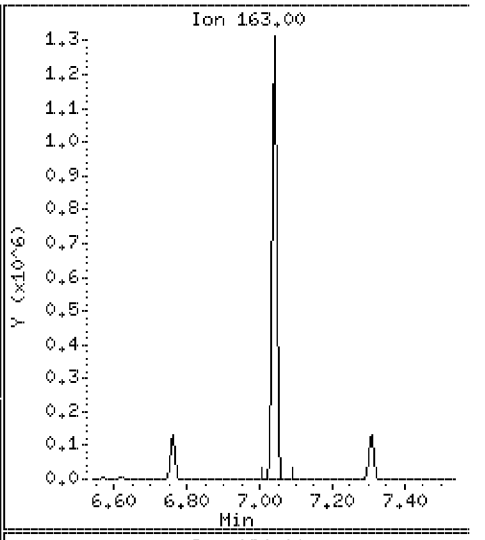

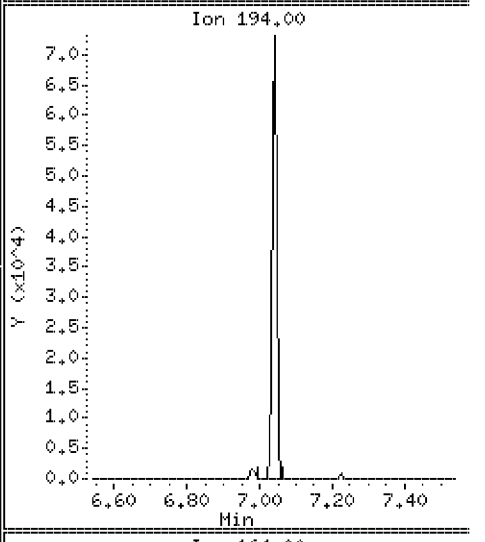

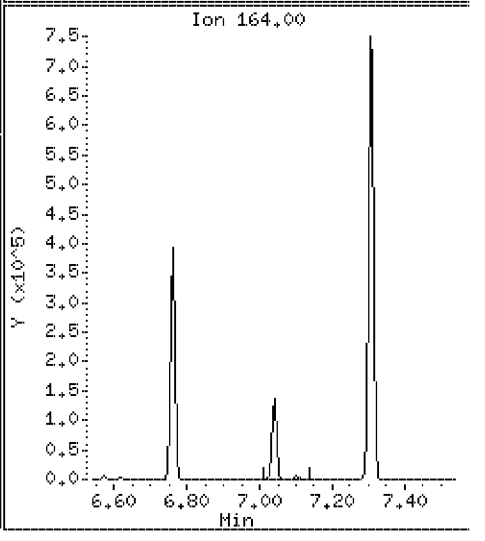

Data File: \\Svecd04\DD\chem\smsd03.i\S3042312.b\8270CAL4.D

Date : 23-APR-2012 11:34

Client ID: 8270CAL4 Instrument: smsd03.i

Sample Info: 45924

Purge Volume: 1000.0 Operator: PEL

Column phase: HPMS-5 Column diameter: 0.25

68 Acenaphthylene Concentration: 46.8 ug/l

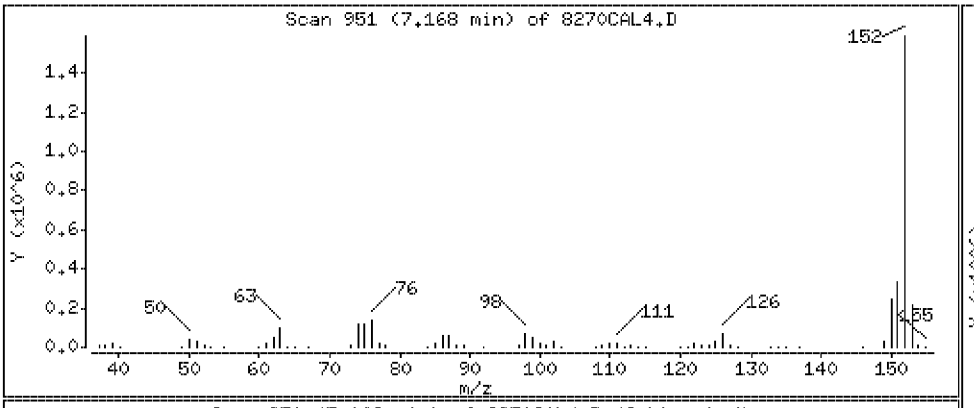

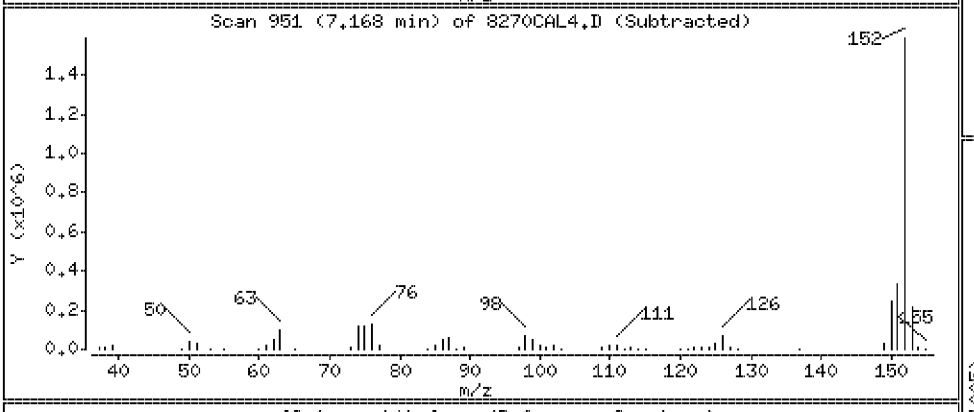

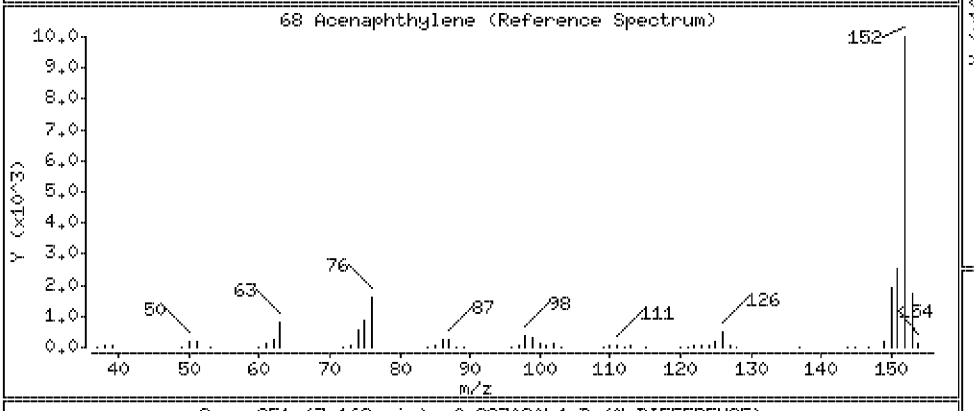

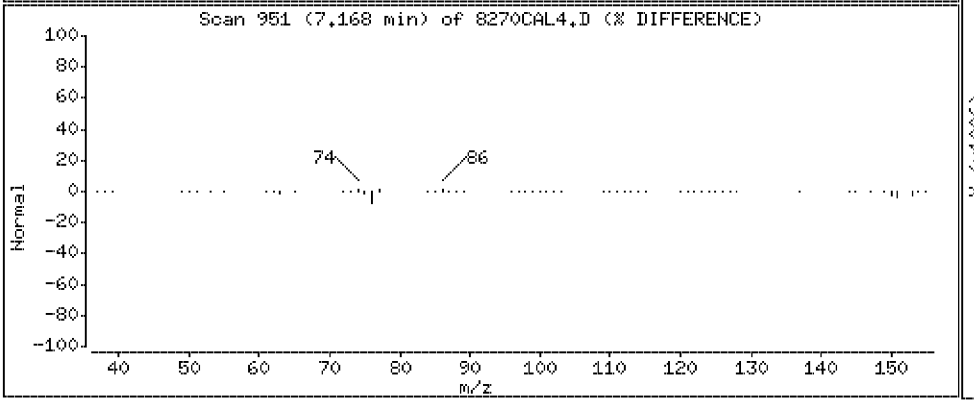

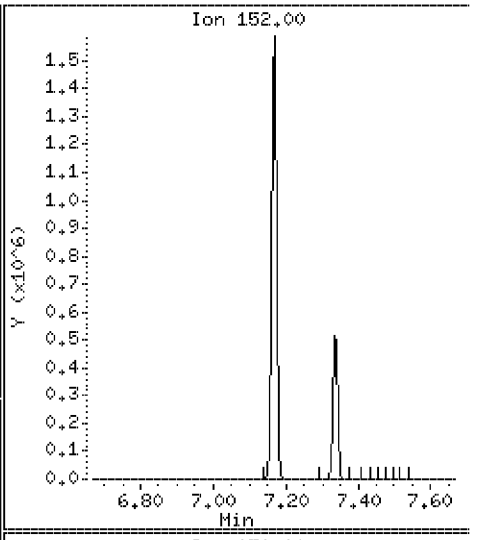

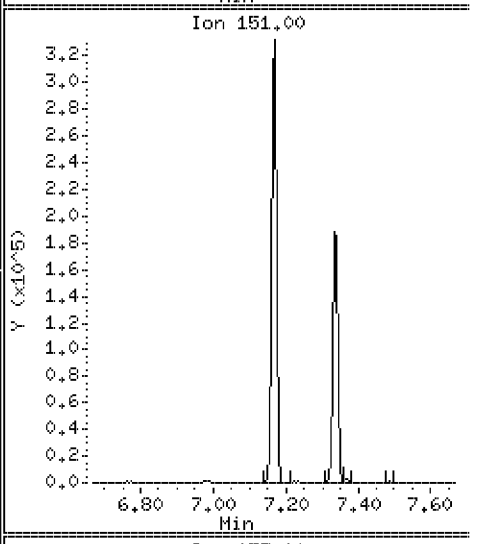

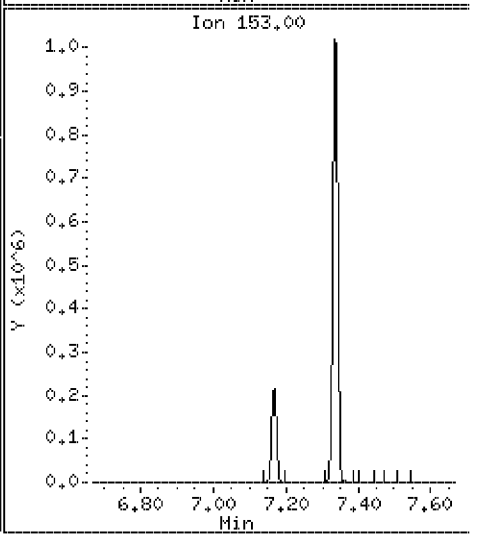

Data File: \\Svecd04\DD\chem\smsd03.i\S3042312.b\8270CAL4.D

Date : 23-APR-2012 11:34

Client ID: 8270CAL4 Instrument: smsd03.i

Sample Info: 45924

Purge Volume: 1000.0 Operator: PEL

Column phase: HPMS-5 Column diameter: 0.25

67 2,6-Dinitrotoluene Concentration: 47.2 ug/l

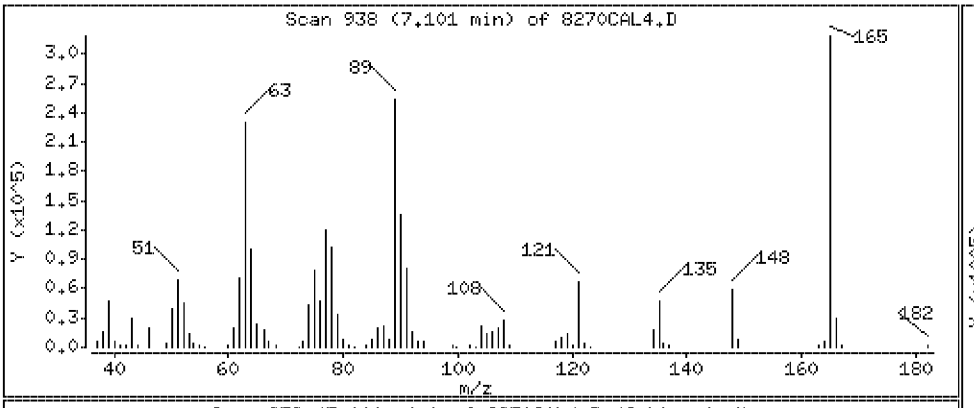

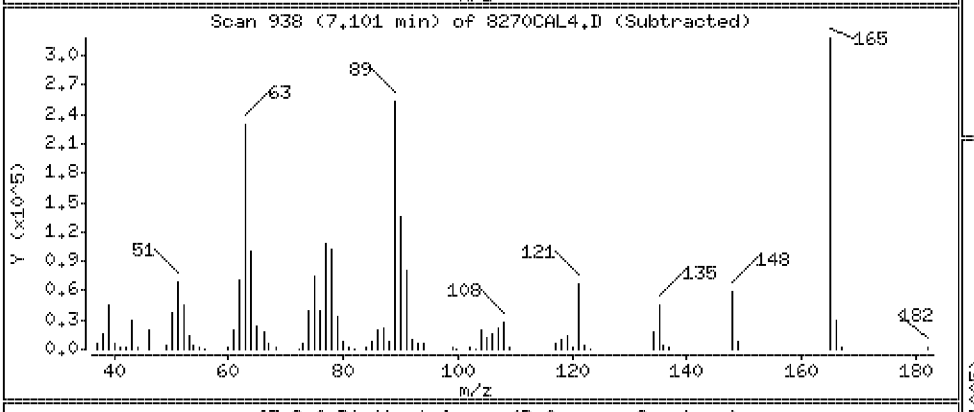

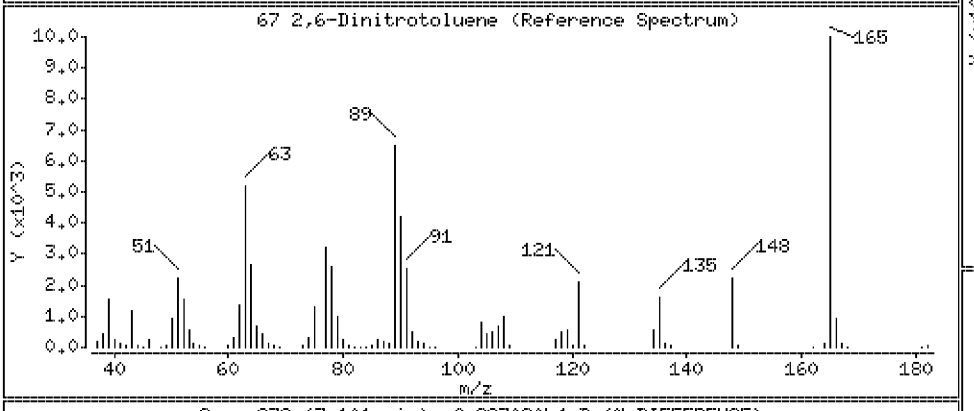

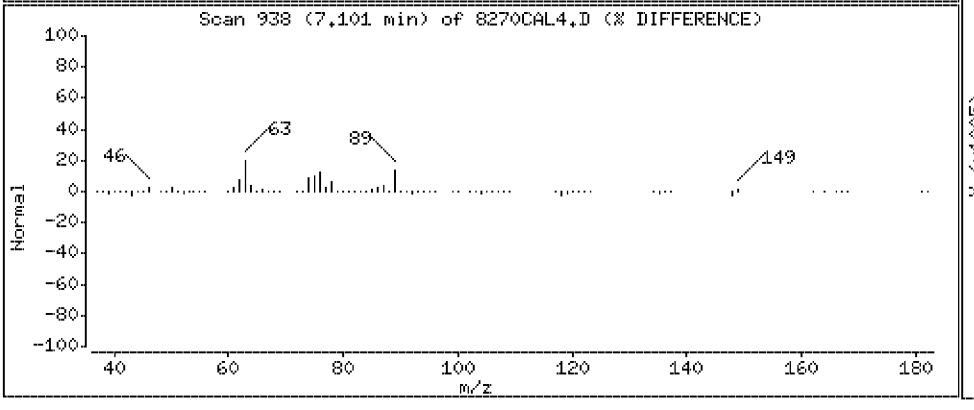

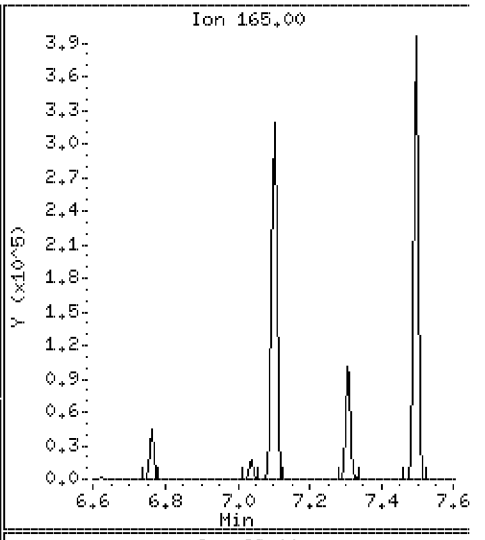

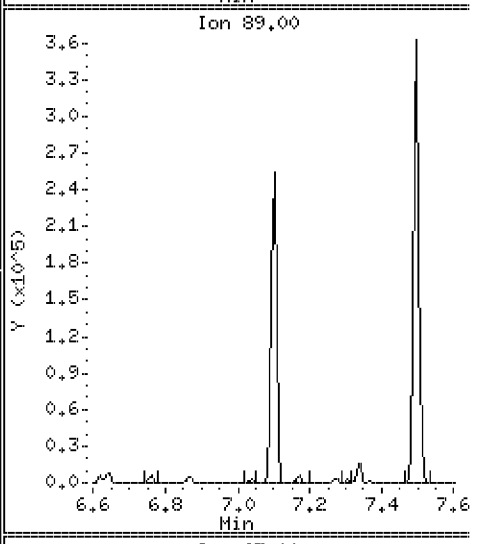

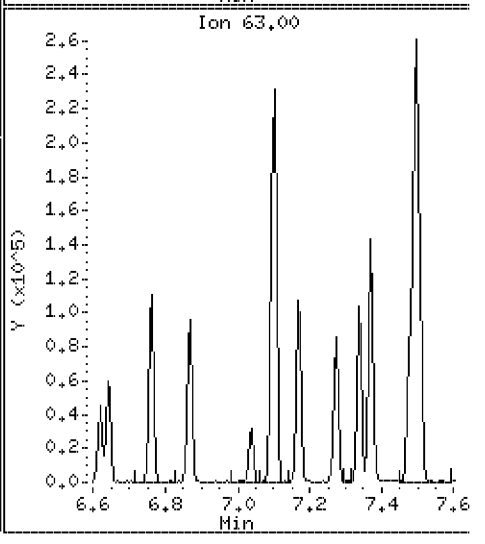

Data File: \\Svecd04\DD\chem\smsd03.i\S3042312.b\8270CAL4.D

Date : 23-APR-2012 11:34

Client ID: 8270CAL4 Instrument: smsd03.i

Sample Info: 45924

Purge Volume: 1000.0 Operator: PEL

Column phase: HPMS-5 Column diameter: 0.25

69 3-Nitroaniline Concentration: 46.3 ug/l

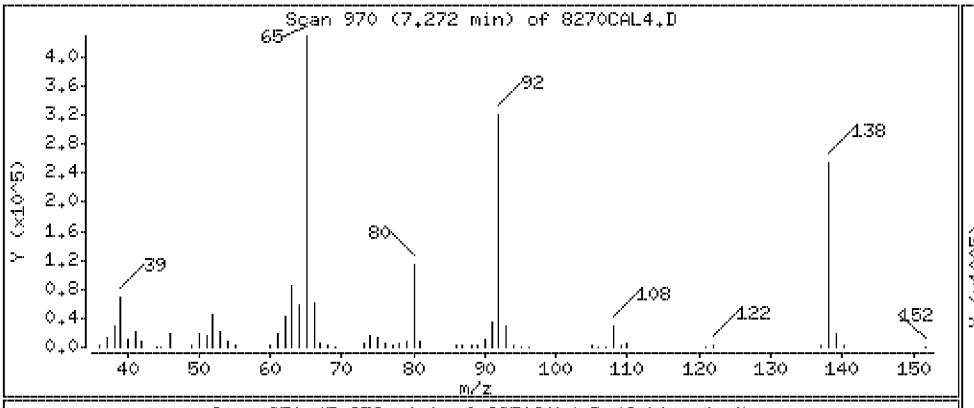

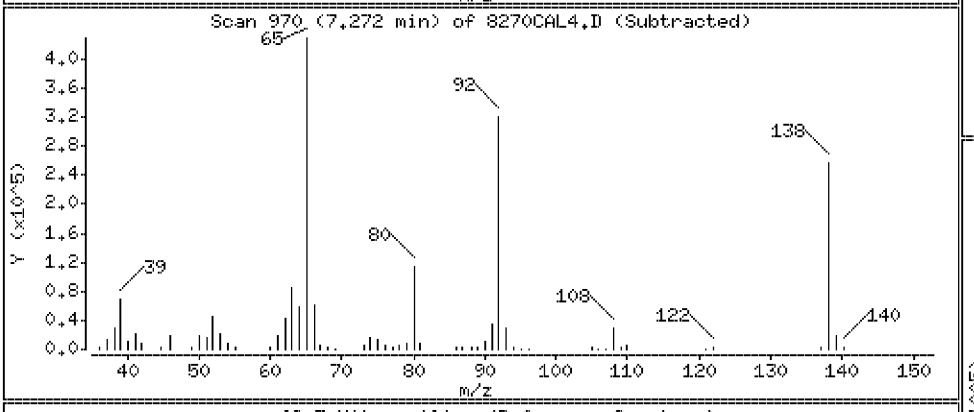

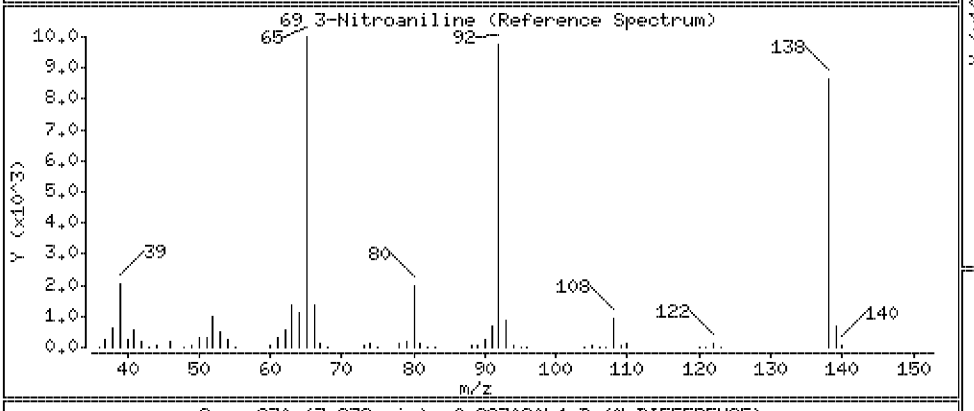

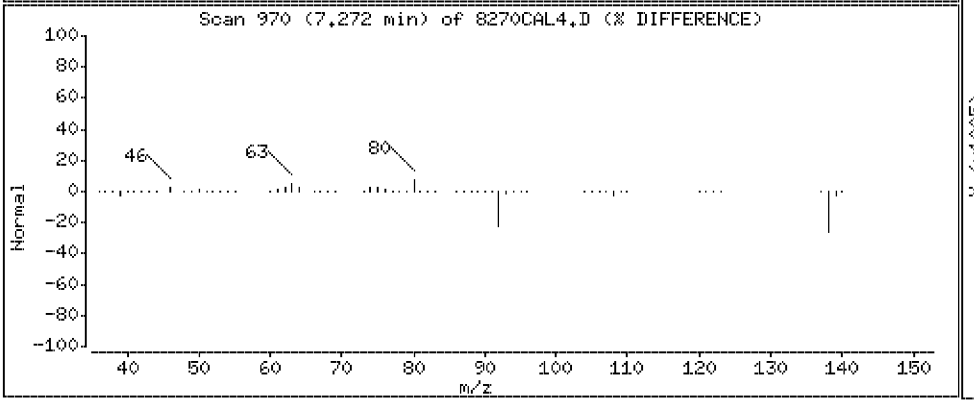

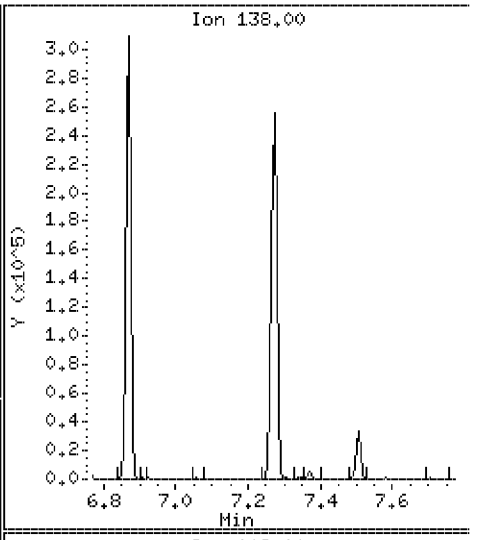

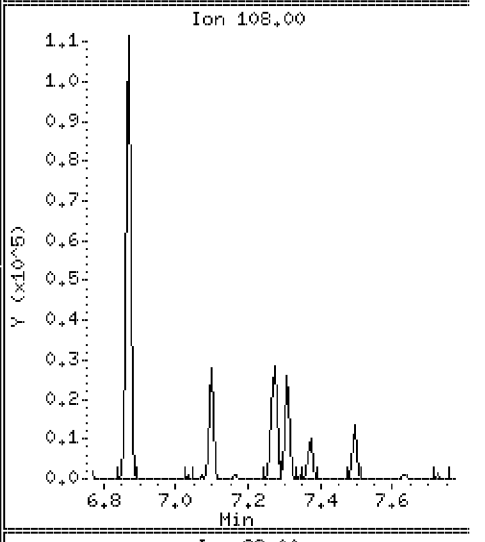

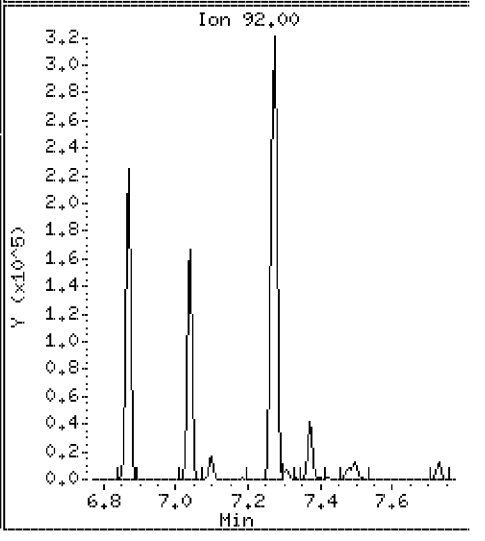

Data File: \\Svecd04\DD\chem\smsd03.i\S3042312.b\8270CAL4.D

Date : 23-APR-2012 11:34

Client ID: 8270CAL4 Instrument: smsd03.i

Sample Info: 45924

Purge Volume: 1000.0 Operator: PEL

Column phase: HPMS-5 Column diameter: 0.25

71 Acenaphthene Concentration: 46.4 ug/l

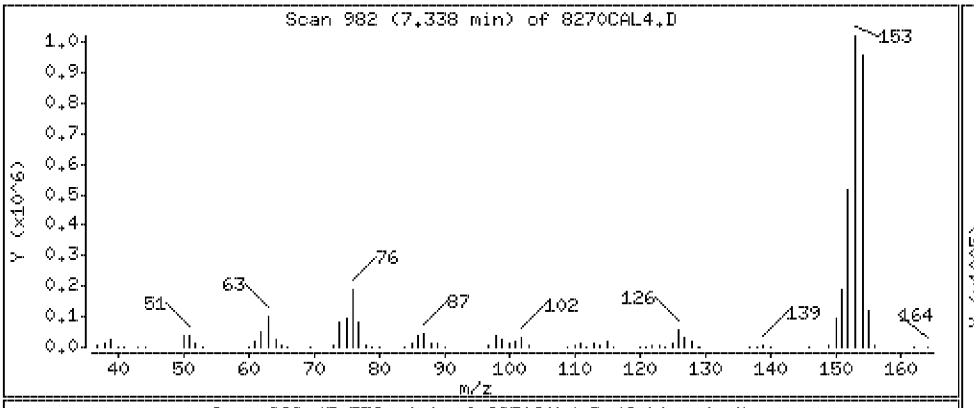

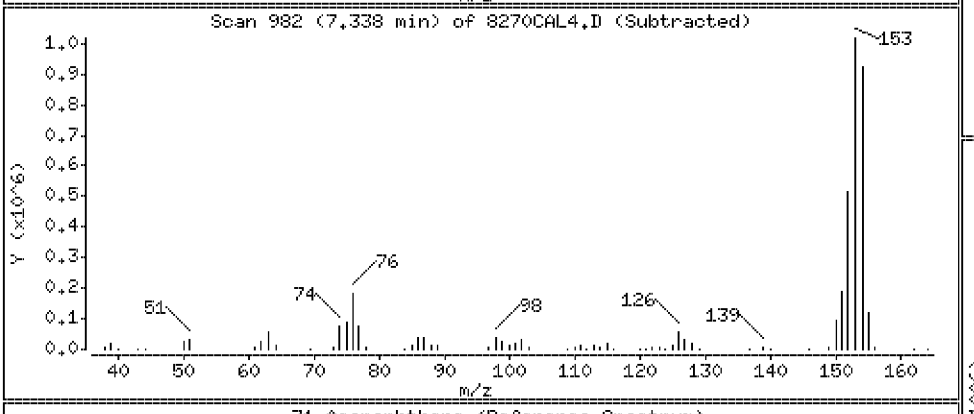

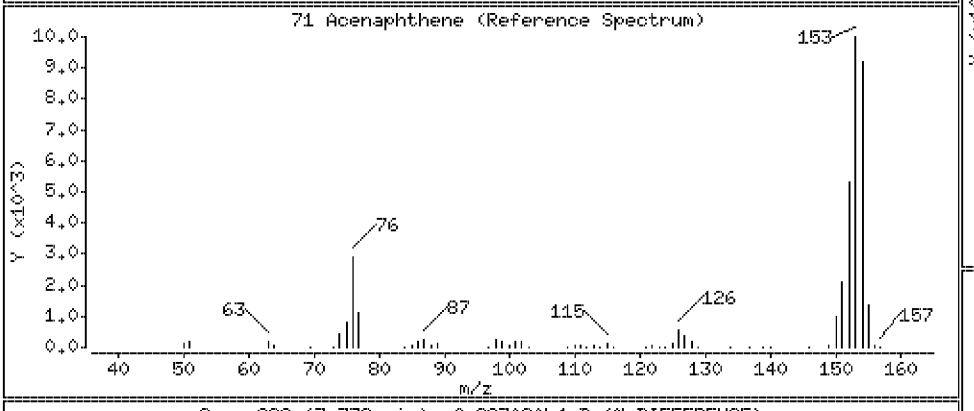

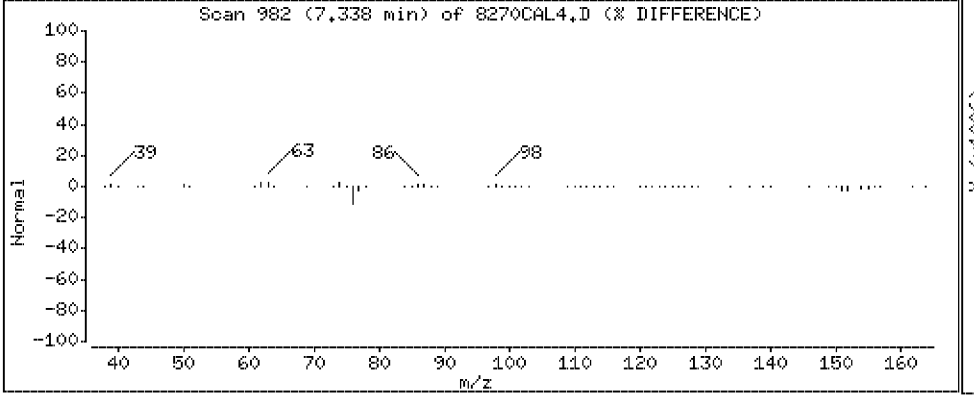

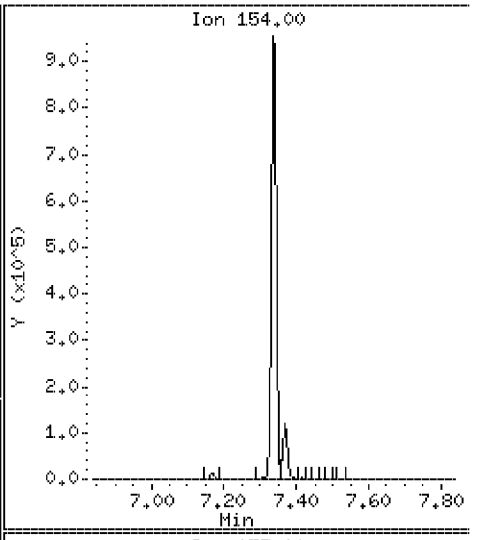

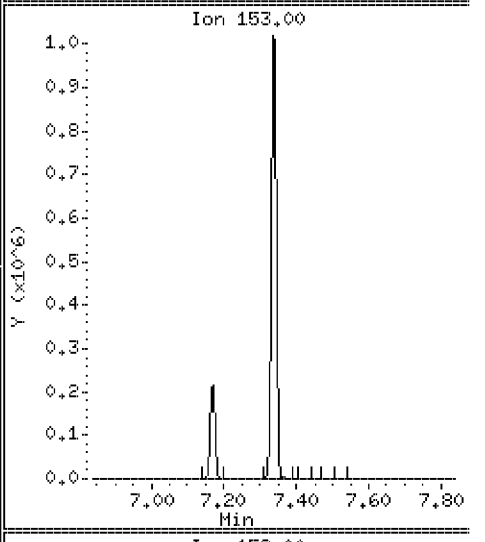

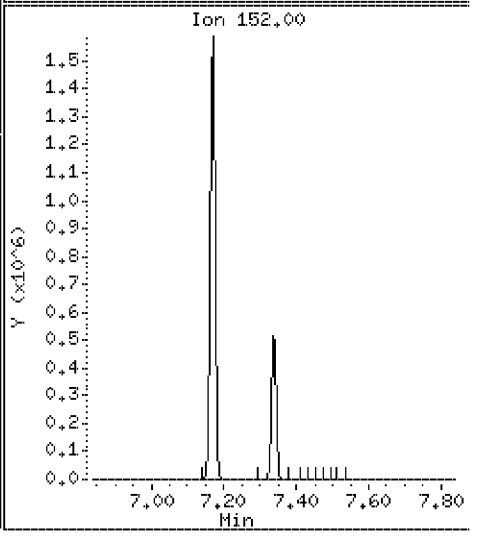

Data File: \\Svecd04\DD\chem\smsd03.i\S3042312.b\8270CAL4.D

Date : 23-APR-2012 11:34

Client ID: 8270CAL4 Instrument: smsd03.i

Sample Info: 45924

Purge Volume: 1000.0 Operator: PEL

Column phase: HPMS-5 Column diameter: 0.25

72 2,4-Dinitrophenol Concentration: 44.2 ug/l

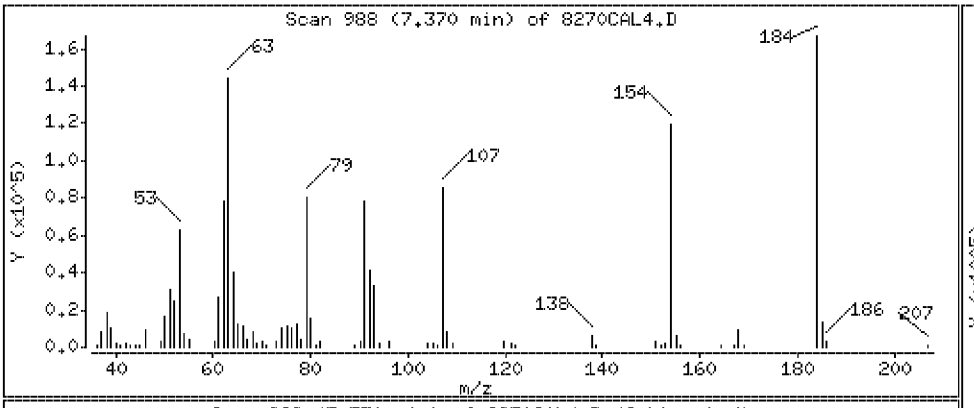

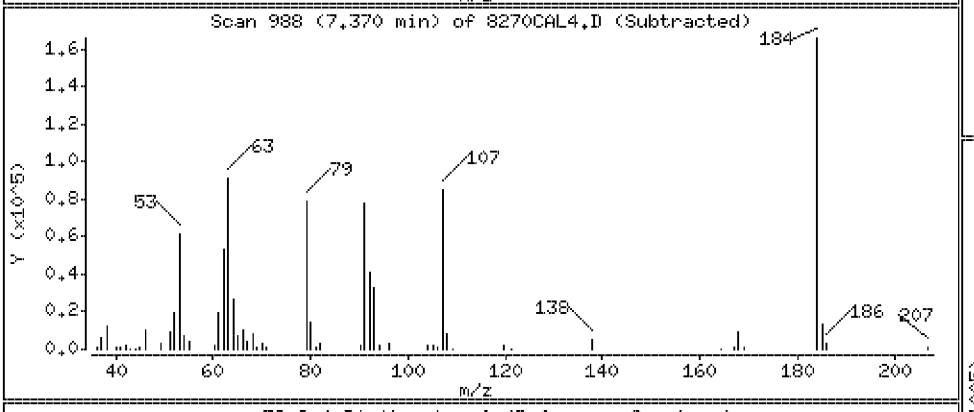

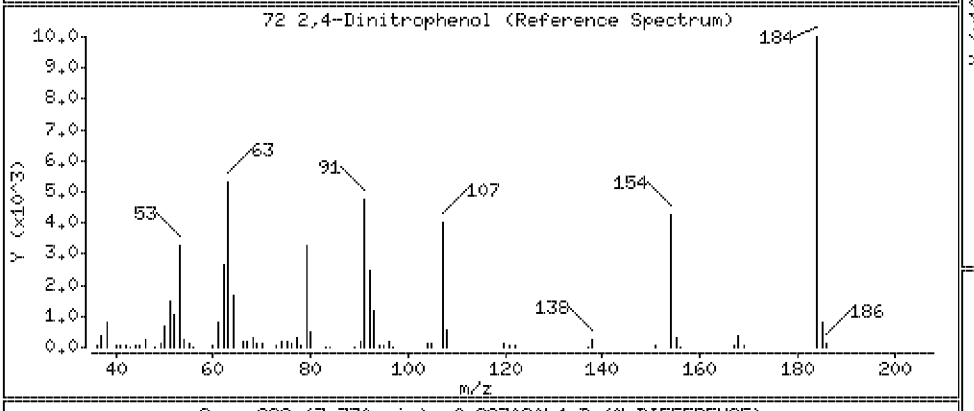

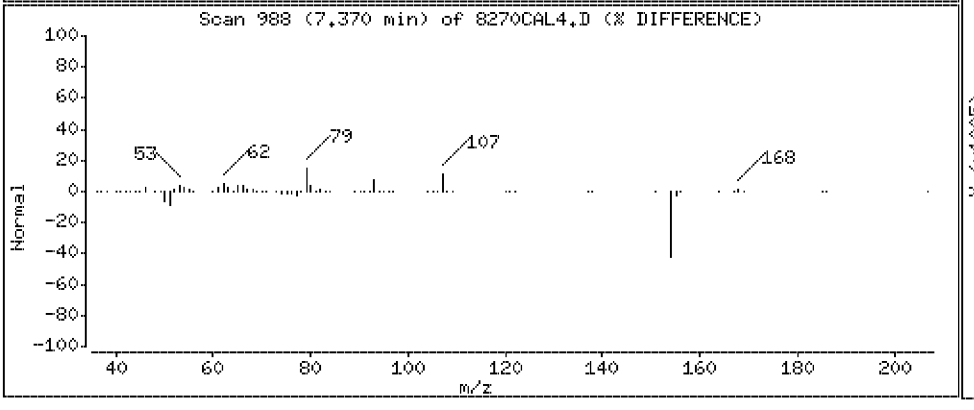

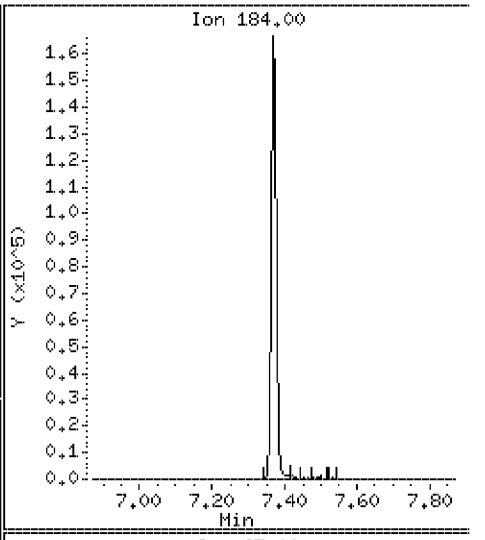

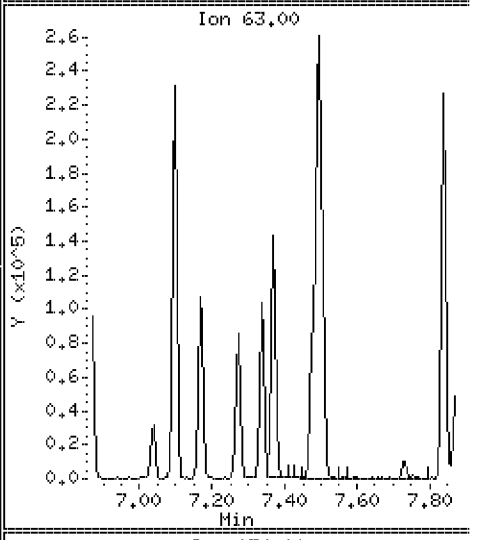

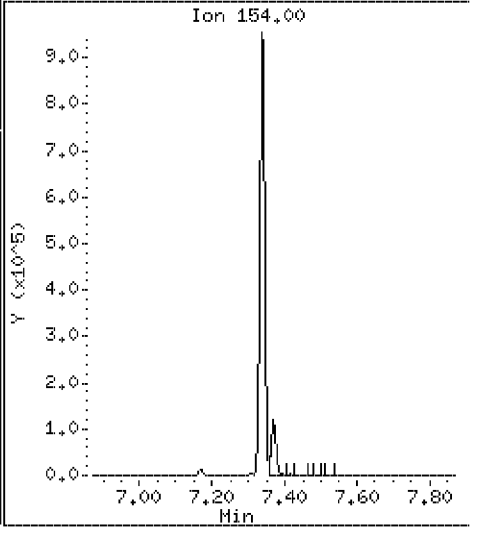

Data File: \\Svecd04\DD\chem\smsd03.i\S3042312.b\8270CAL4.D

Date : 23-APR-2012 11:34

Client ID: 8270CAL4 Instrument: smsd03.i

Sample Info: 45924

Purge Volume: 1000.0 Operator: PEL

Column phase: HPMS-5 Column diameter: 0.25

74 4-Nitrophenol Concentration: 48.1 ug/l

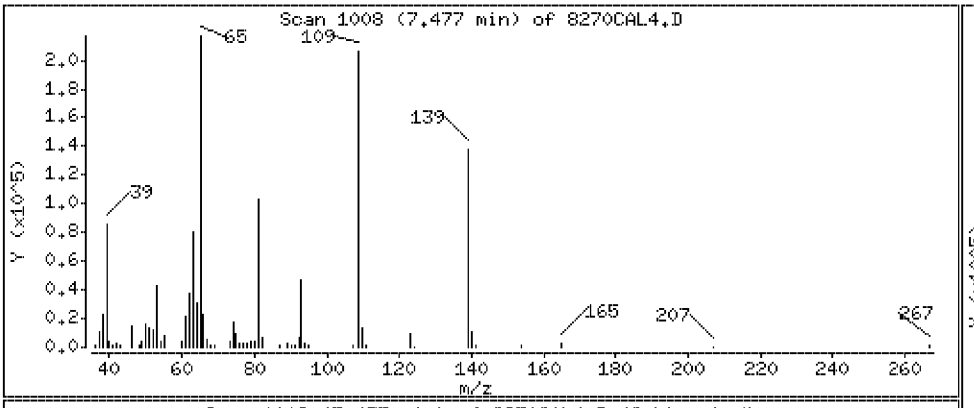

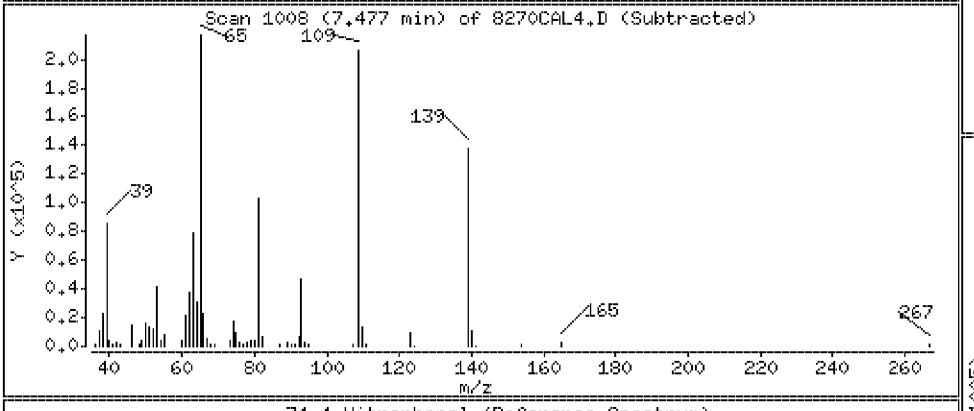

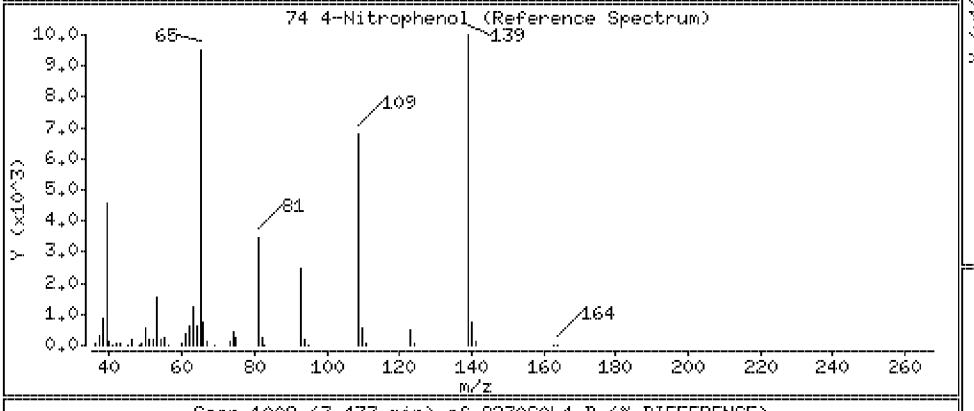

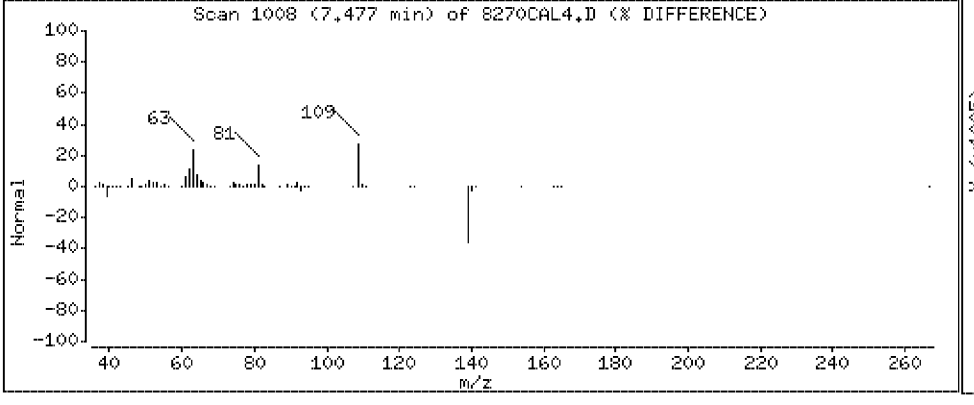

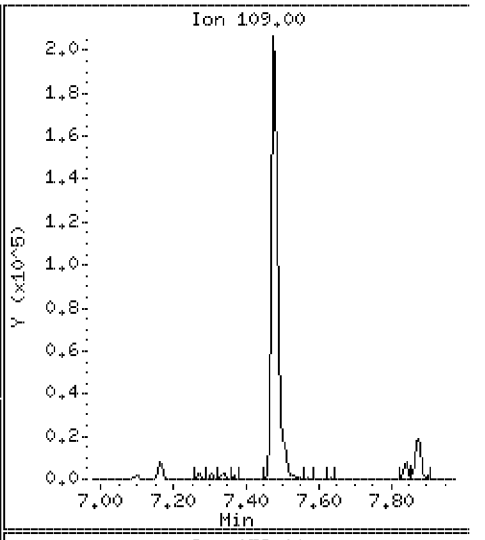

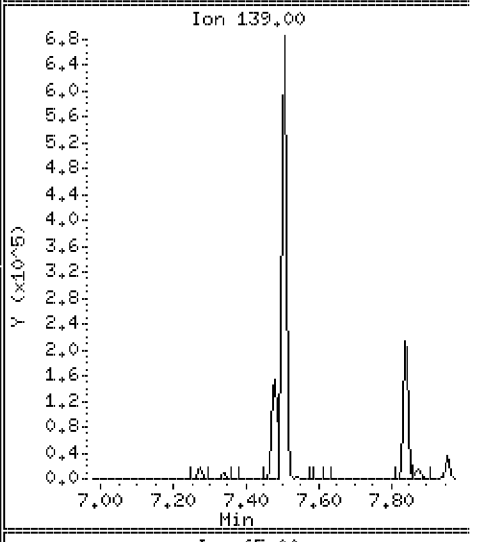

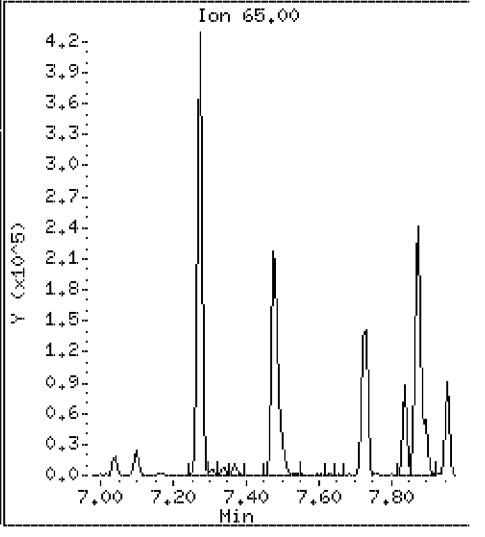

Data File: \\Svecd04\DD\chem\smsd03.i\S3042312.b\8270CAL4.D

Date : 23-APR-2012 11:34

Client ID: 8270CAL4 Instrument: smsd03.i

Sample Info: 45924

Purge Volume: 1000.0 Operator: PEL

Column phase: HPMS-5 Column diameter: 0.25

75 Dibenzofuran Concentration: 46.6 ug/l

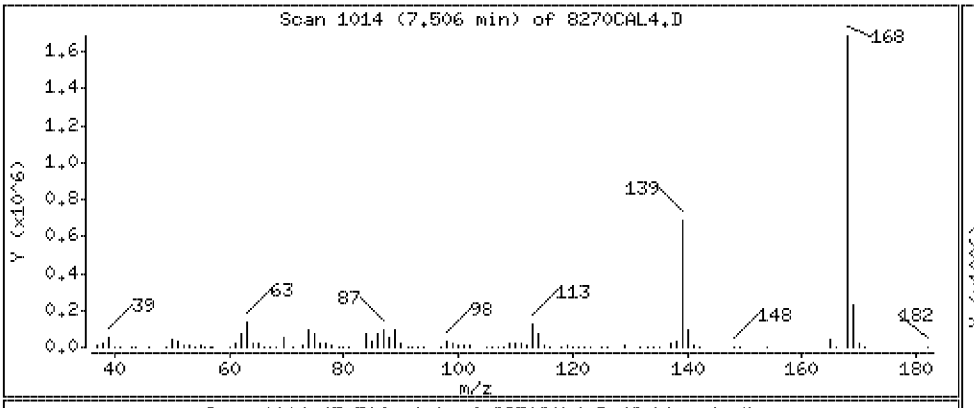

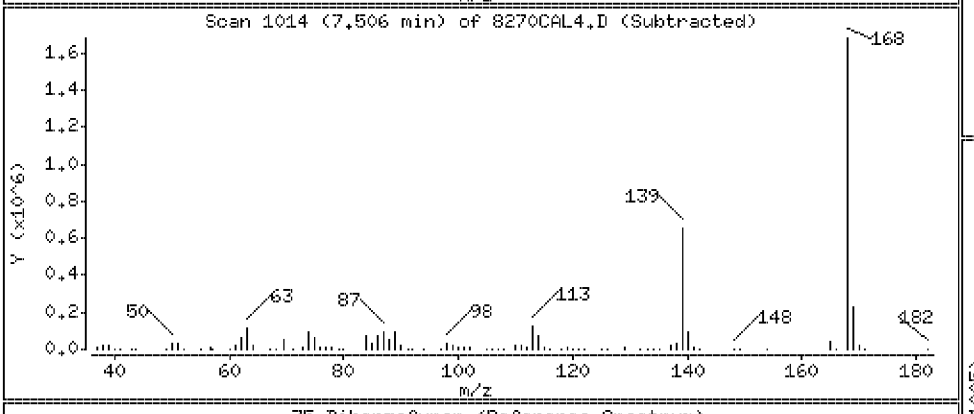

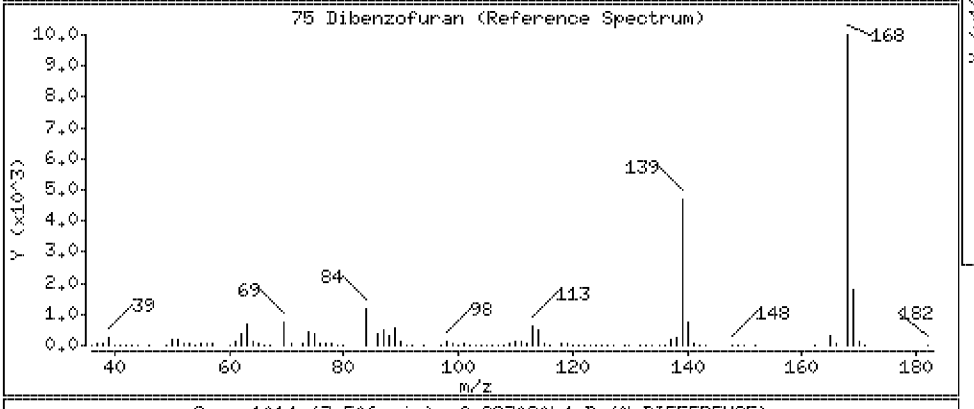

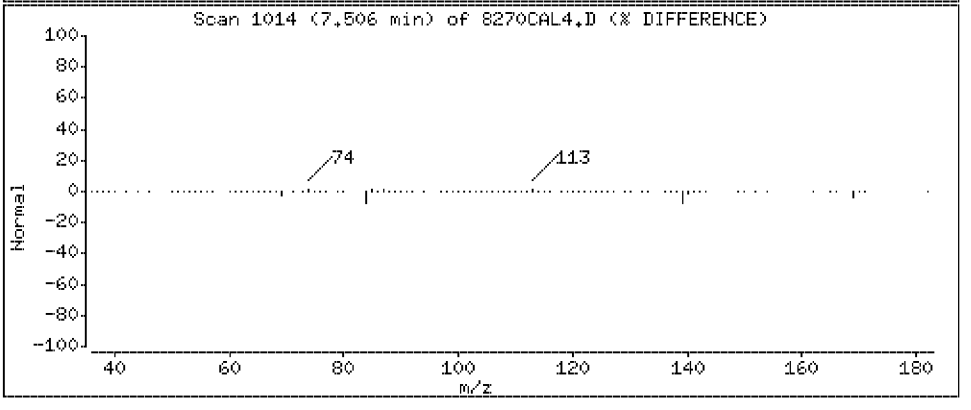

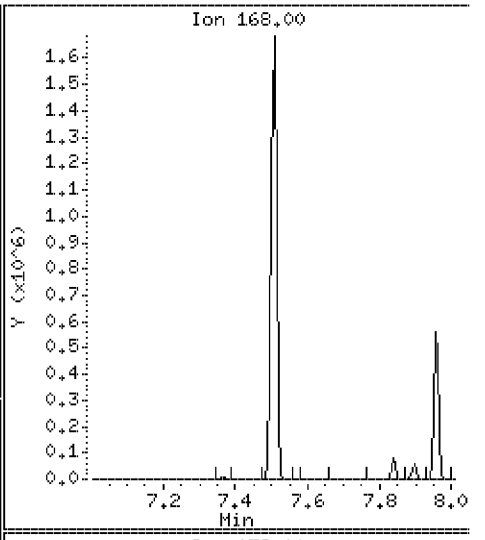

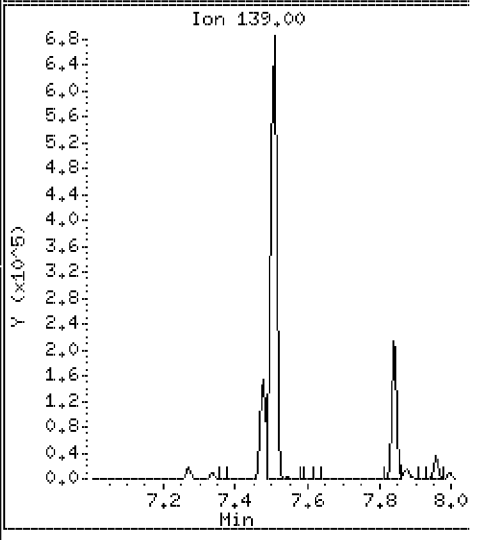

Data File: \\Svecd04\DD\chem\smsd03.i\S3042312.b\8270CAL4.D

Date : 23-APR-2012 11:34

Client ID: 8270CAL4

Instrument: smsd03.i

Sample Info: 45924

Purge Volume: 1000.0

Operator: PEL

Column phase: HPMS-5

Column diameter: 0.25

76 2,4-Dinitrotoluene

Concentration: 45.6 ug/l

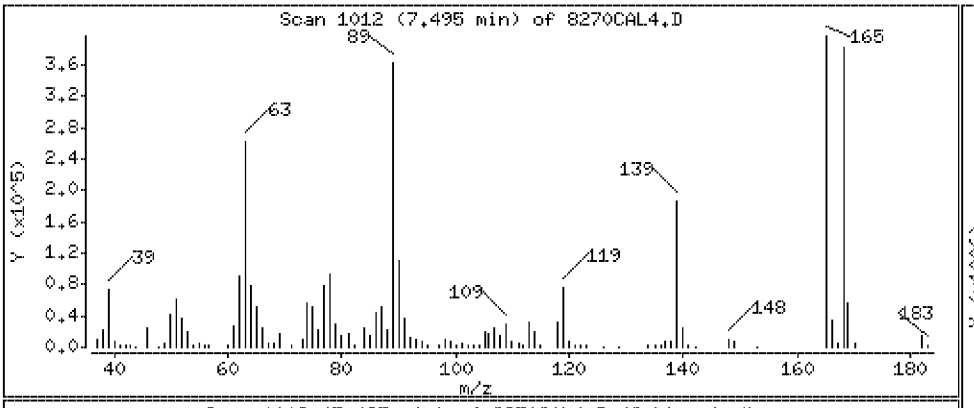

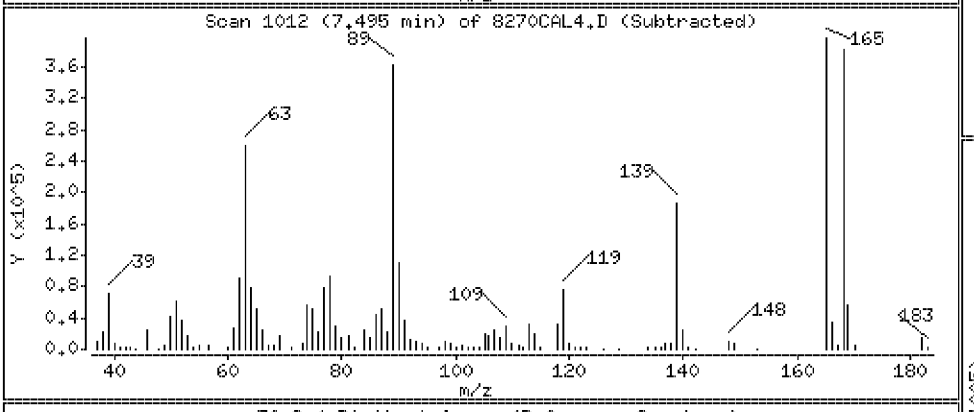

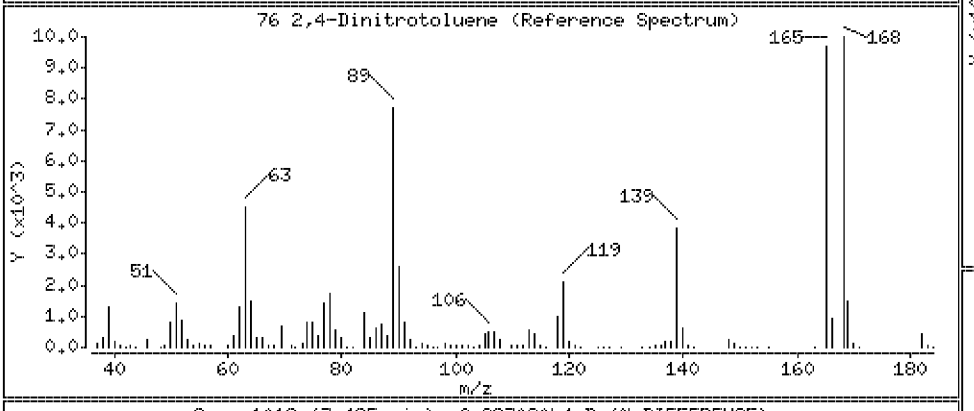

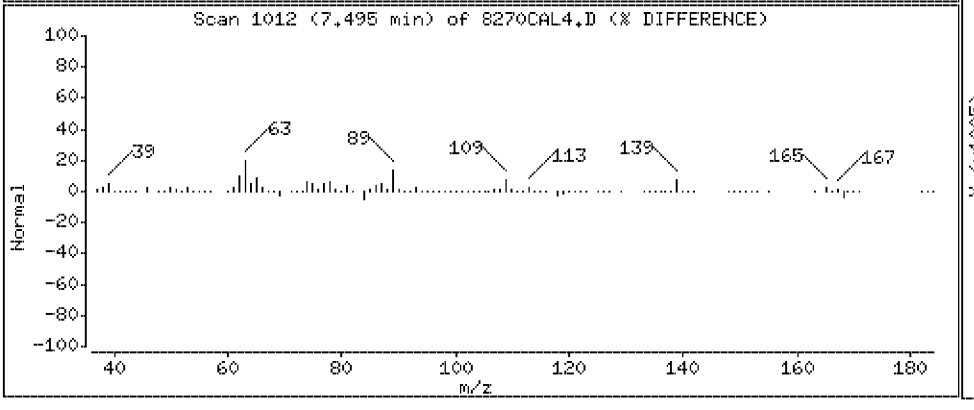

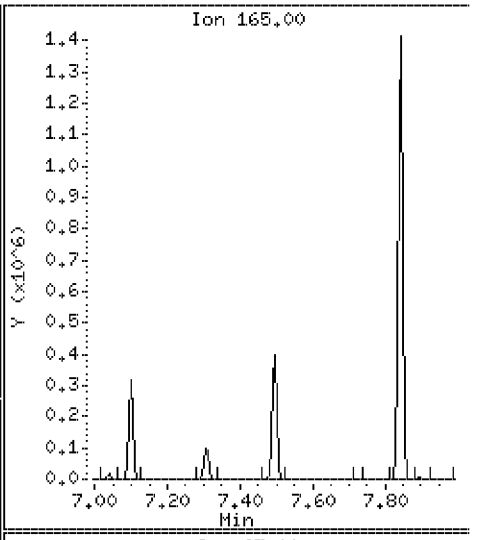

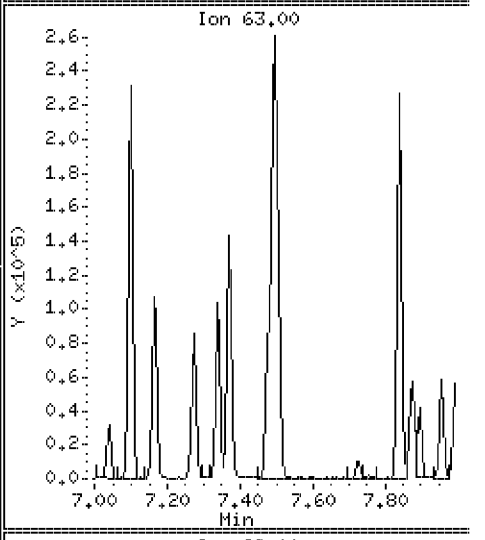

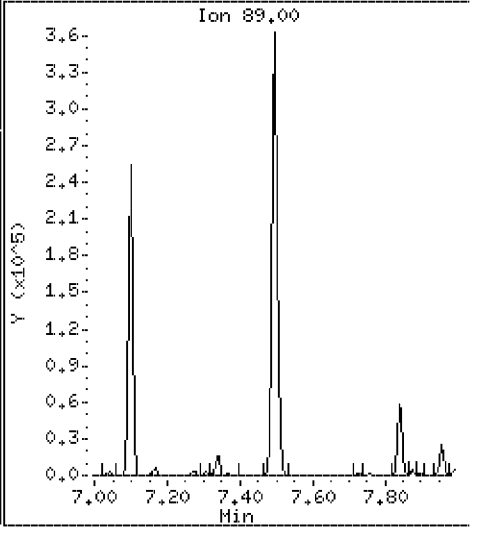

Data File: \\Svecd04\DD\chem\smsd03.i\S3042312.b\8270CAL4.D

Date : 23-APR-2012 11:34

Client ID: 8270CAL4 Instrument: smsd03.i

Sample Info: 45924

Purge Volume: 1000.0 Operator: PEL

Column phase: HPMS-5 Column diameter: 0.25

80 Diethylphthalate Concentration: 46.4 ug/l

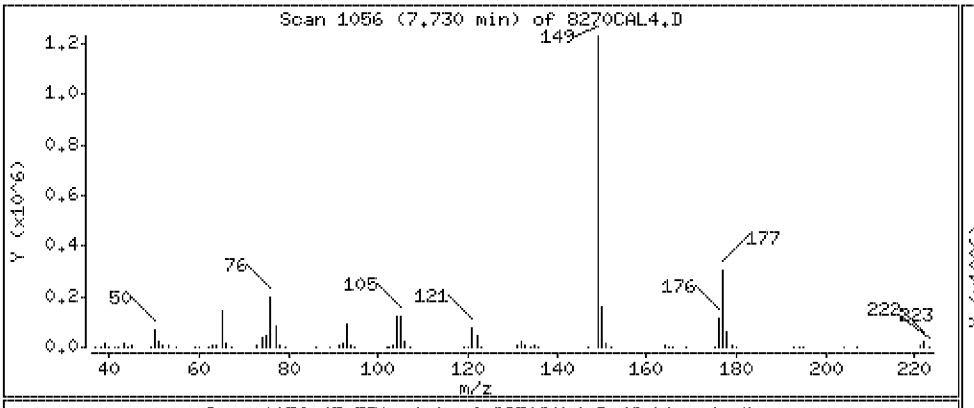

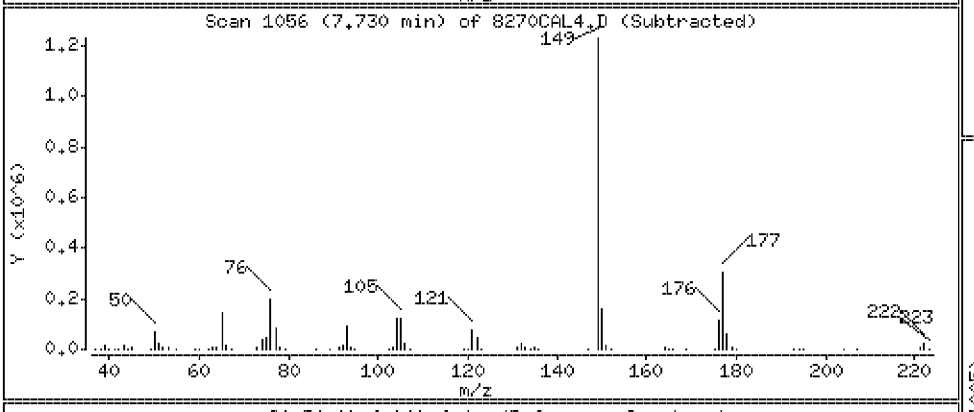

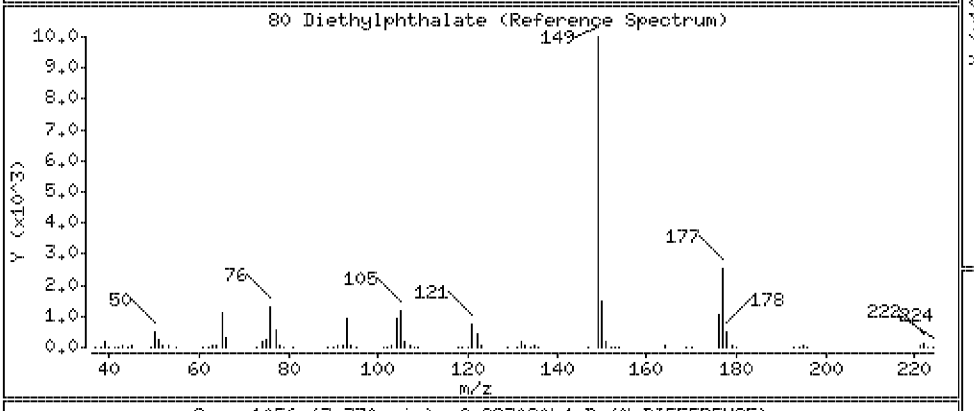

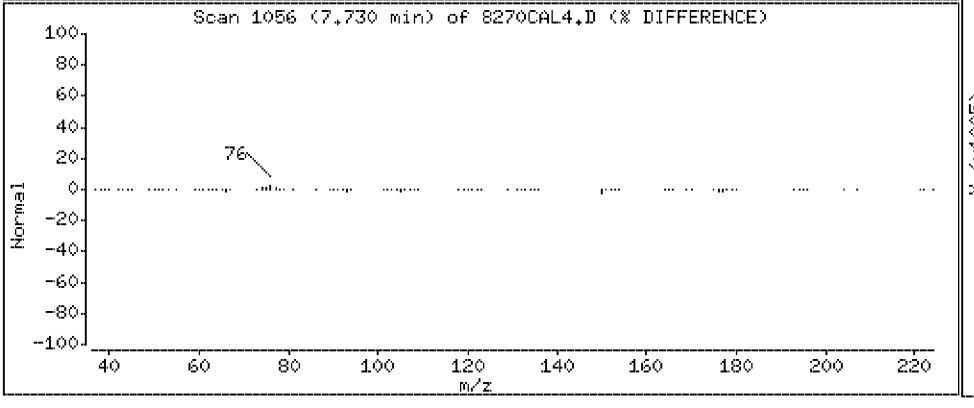

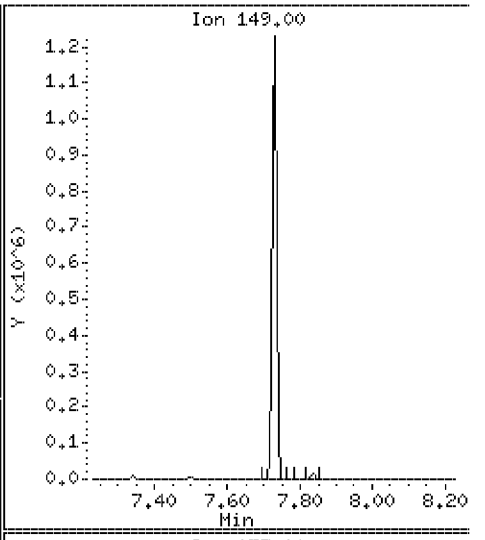

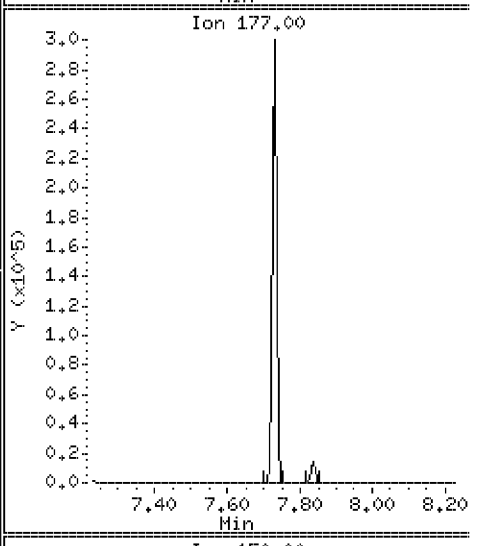

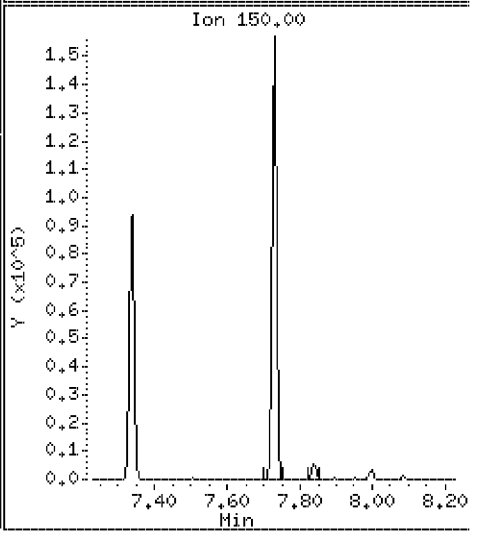

Data File: \\Svecd04\DD\chem\smsd03.i\S3042312.b\8270CAL4.D

Date : 23-APR-2012 11:34

Client ID: 8270CAL4

Instrument: smsd03.i

Sample Info: 45924

Purge Volume: 1000.0

Operator: PEL

Column phase: HPMS-5

Column diameter: 0.25

81 Fluorene

Concentration: 47.2 ug/l

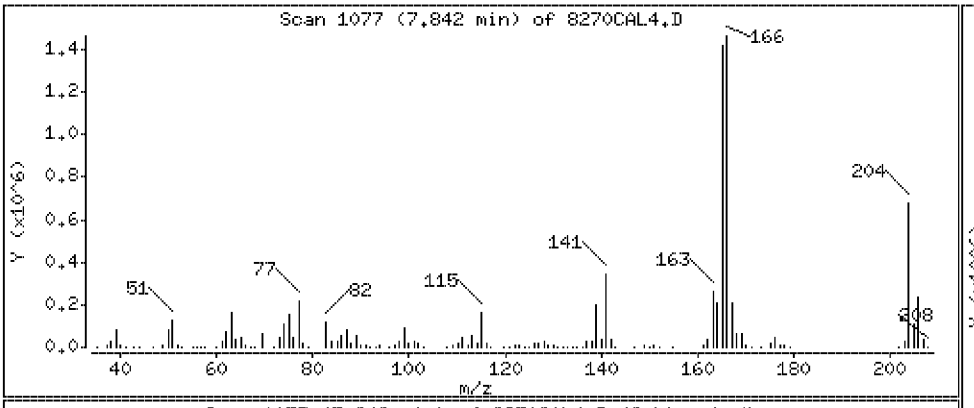

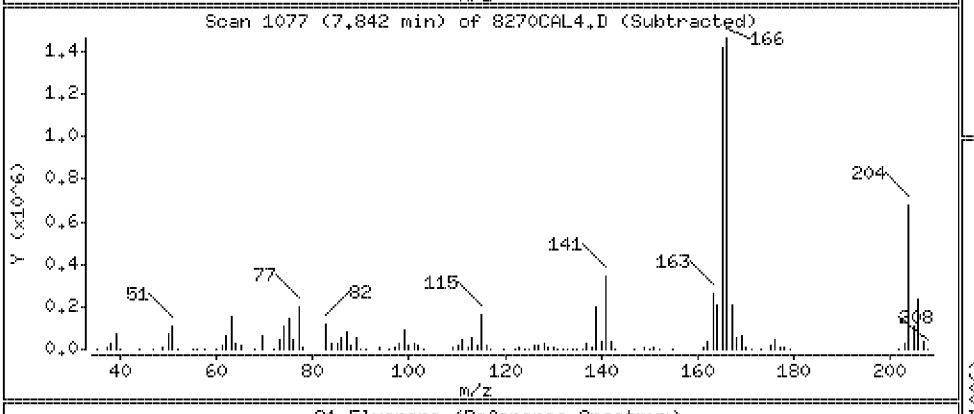

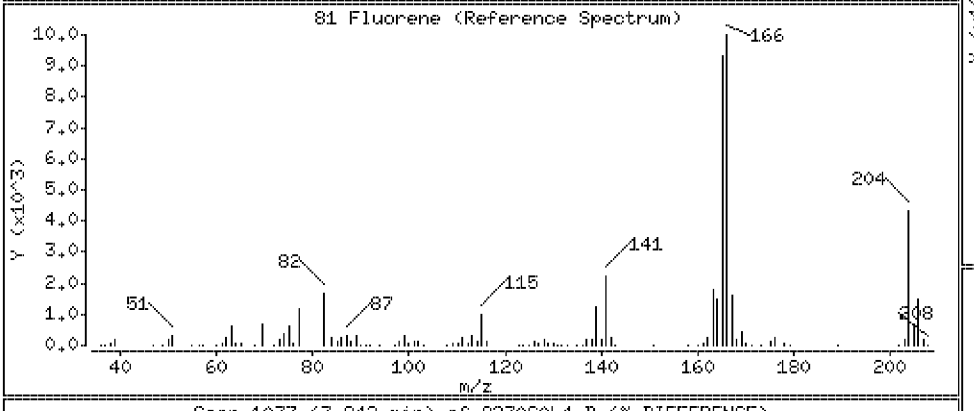

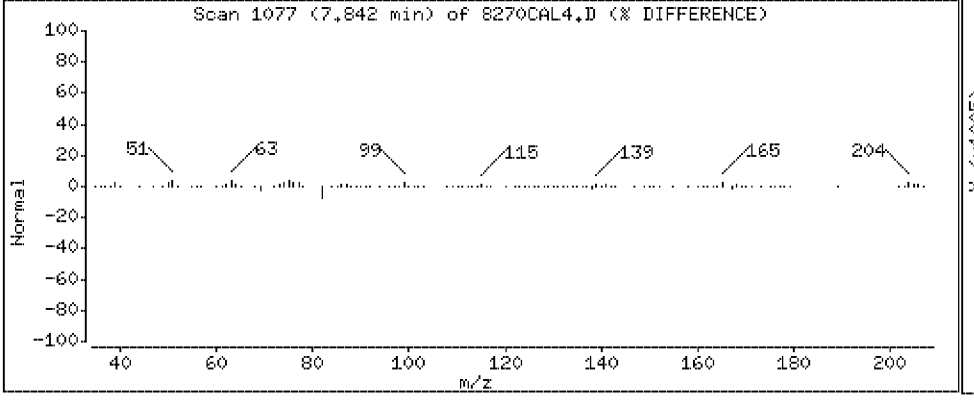

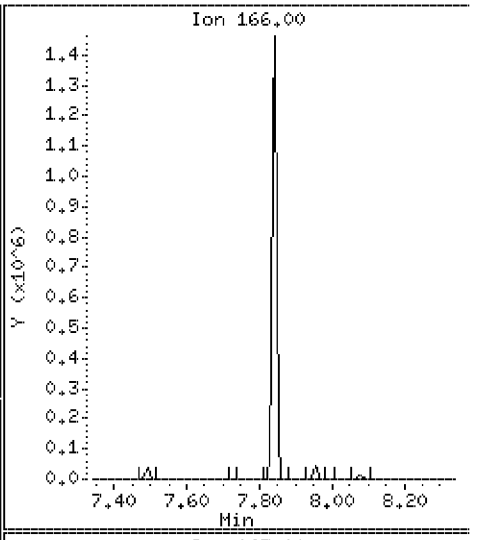

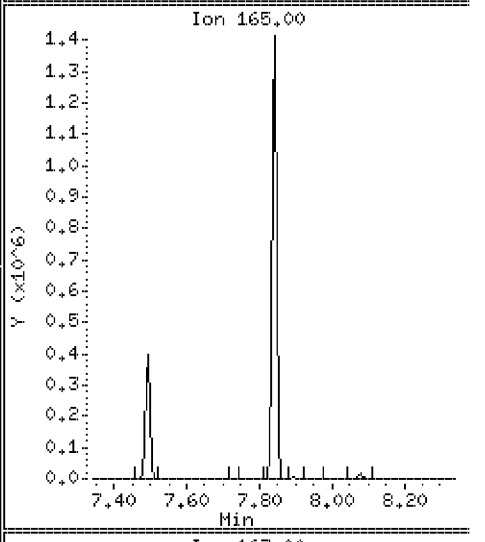

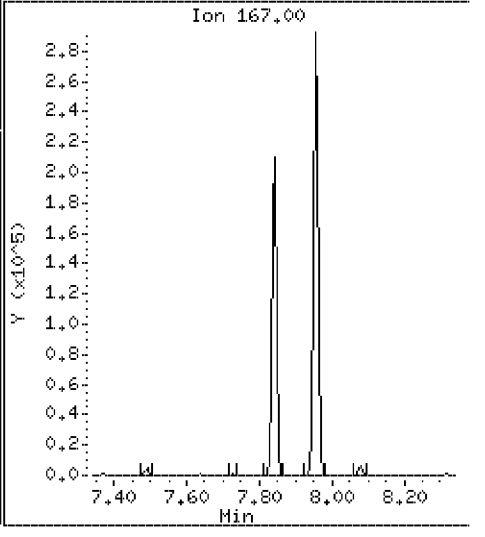

Data File: \\Svecd04\DD\chem\smsd03.i\S3042312.b\8270CAL4.D

Date : 23-APR-2012 11:34

Client ID: 8270CAL4 Instrument: smsd03.i

Sample Info: 45924

Purge Volume: 1000.0 Operator: PEL

Column phase: HPMS-5 Column diameter: 0.25

82 4-Chlorophenyl-phenylether Concentration: 46.8 ug/l

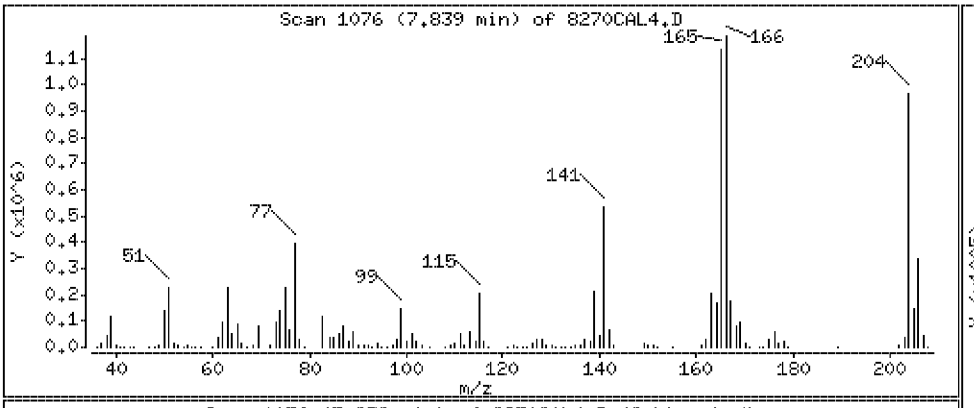

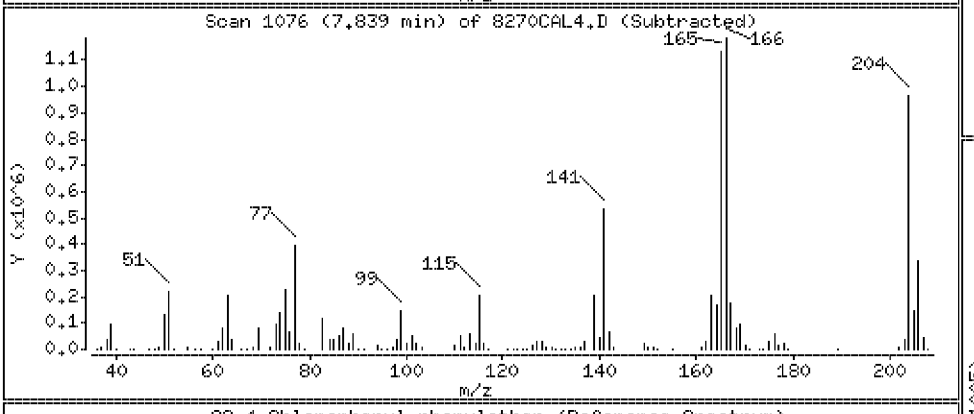

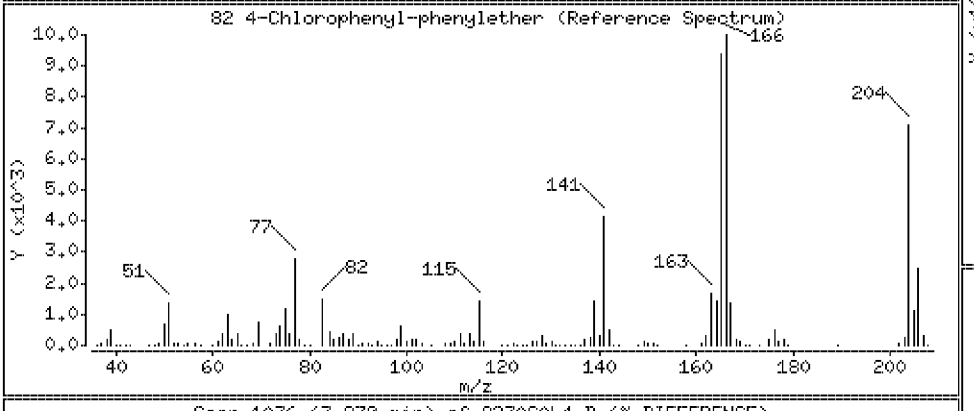

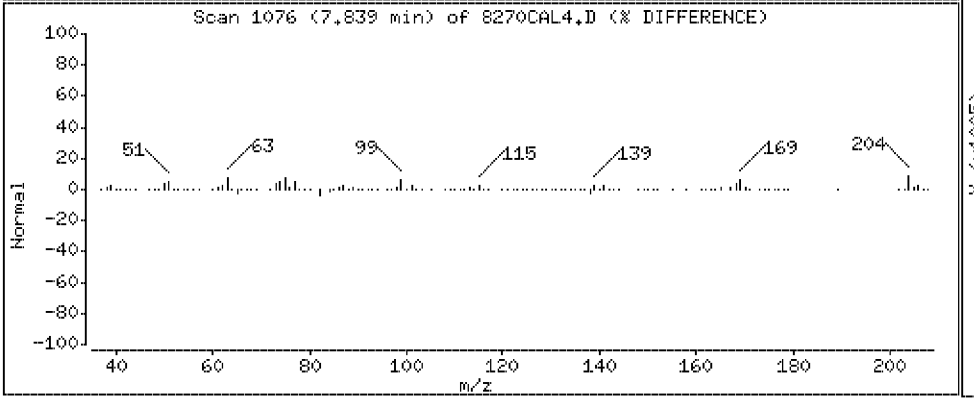

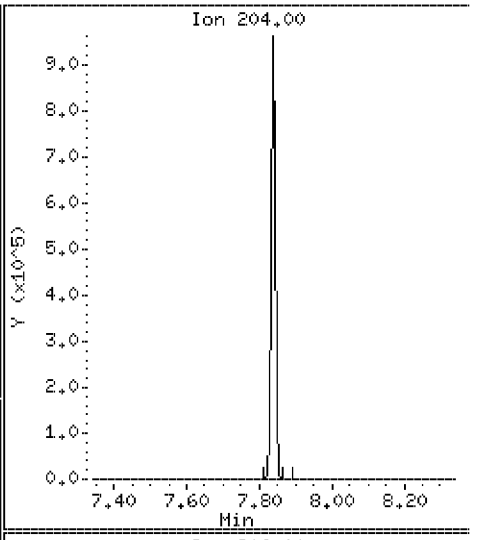

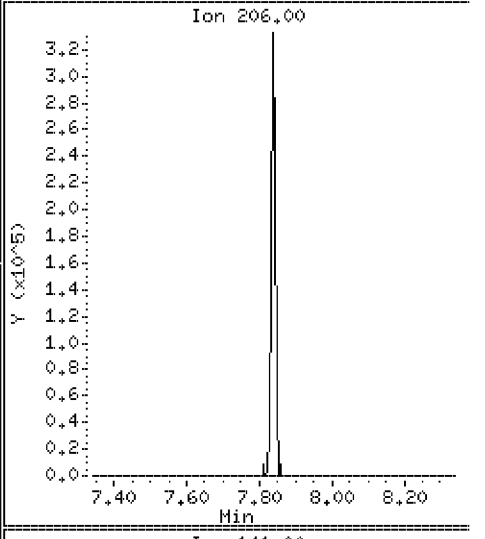

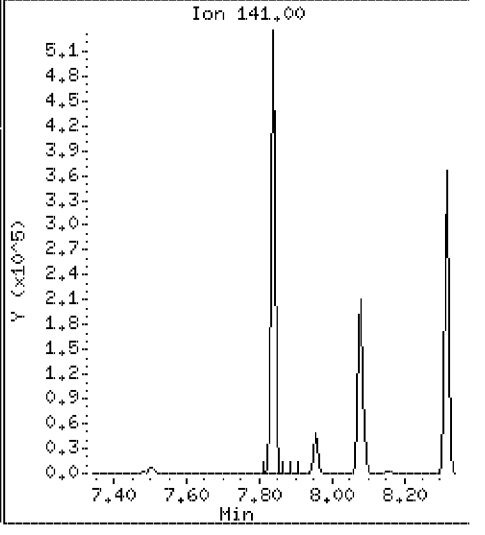

Data File: \\Svecd04\DD\chem\smsd03.i\S3042312.b\8270CAL4.D

Date : 23-APR-2012 11:34

Client ID: 8270CAL4 Instrument: smsd03.i

Sample Info: 45924

Purge Volume: 1000.0 Operator: PEL

Column phase: HPMS-5 Column diameter: 0.25

84 4-Nitroaniline Concentration: 42.6 ug/l

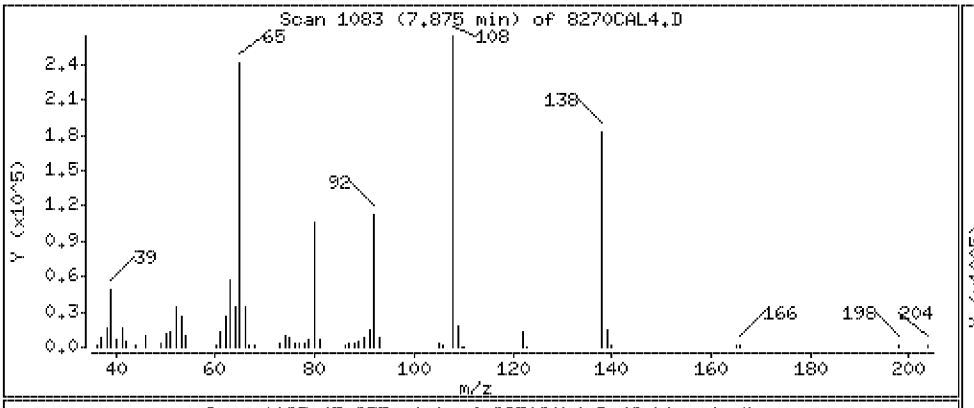

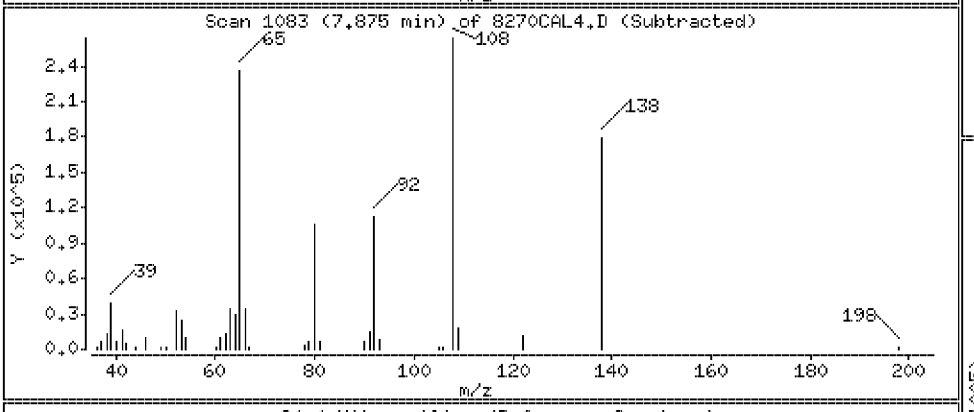

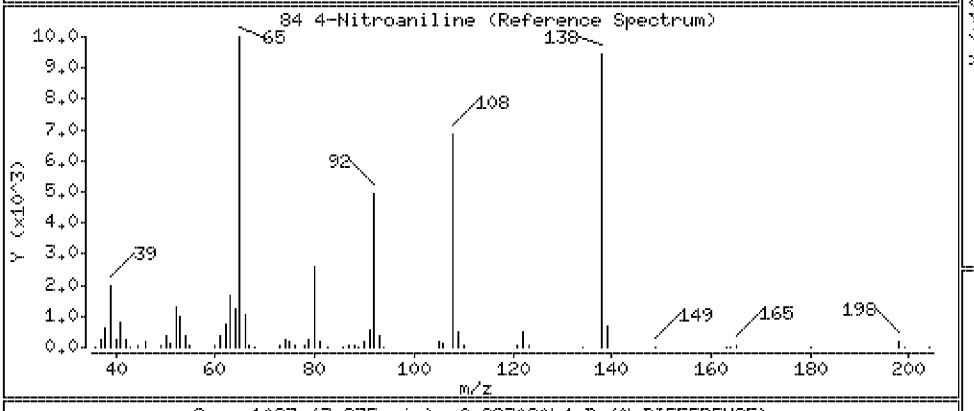

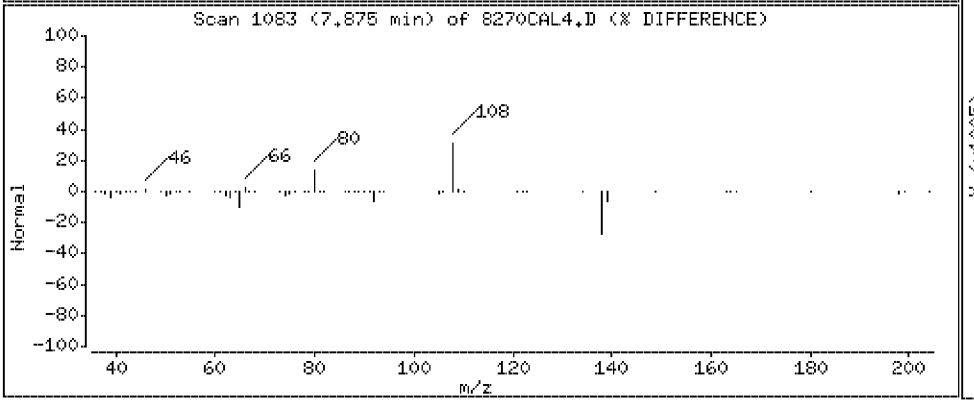

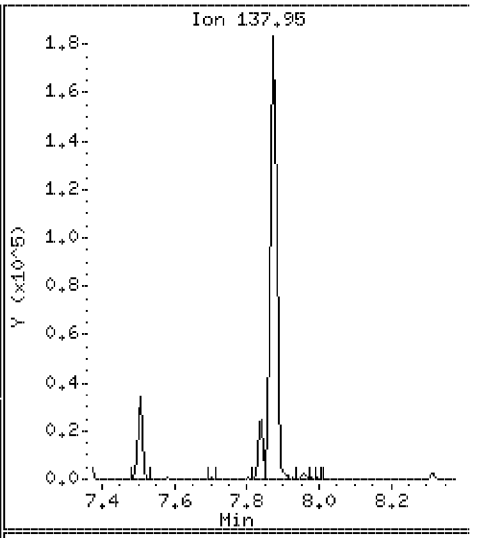

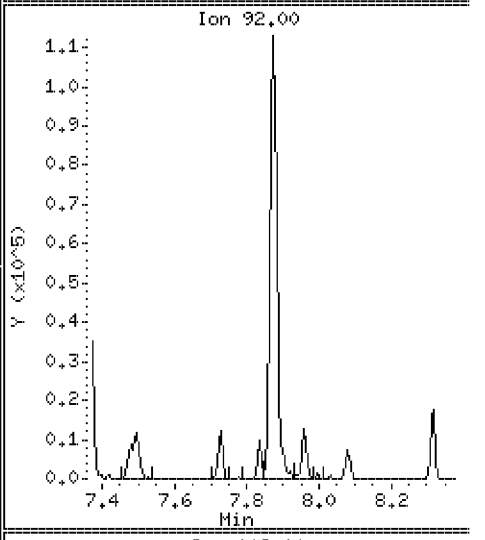

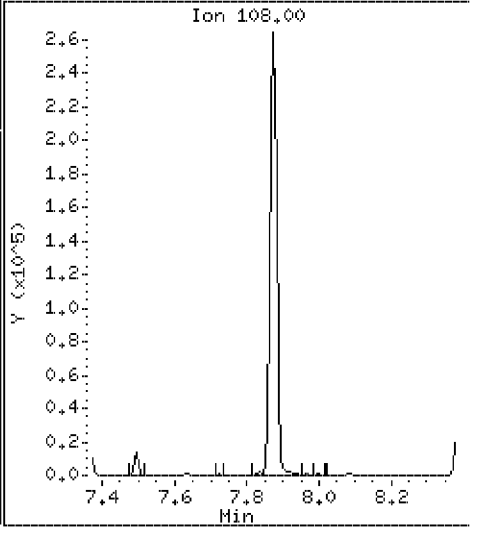

Data File: \\Svecd04\DD\chem\smsd03.i\S3042312.b\8270CAL4.D

Date : 23-APR-2012 11:34

Client ID: 8270CAL4 Instrument: smsd03.i

Sample Info: 45924

Purge Volume: 1000.0 Operator: PEL

Column phase: HPMS-5 Column diameter: 0.25

85 4,6-Dinitro-2-methylphenol Concentration: 44.2 ug/l

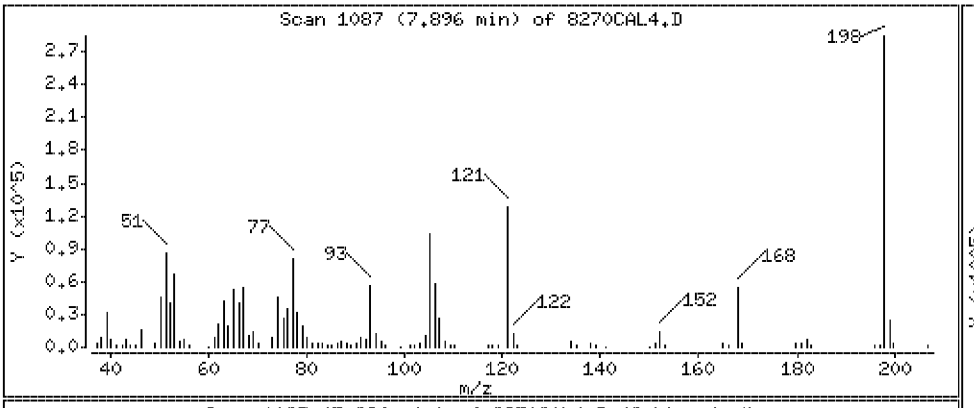

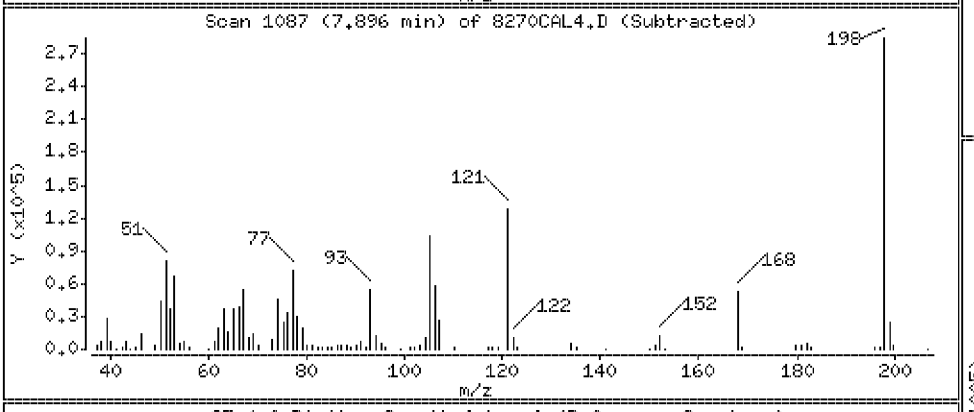

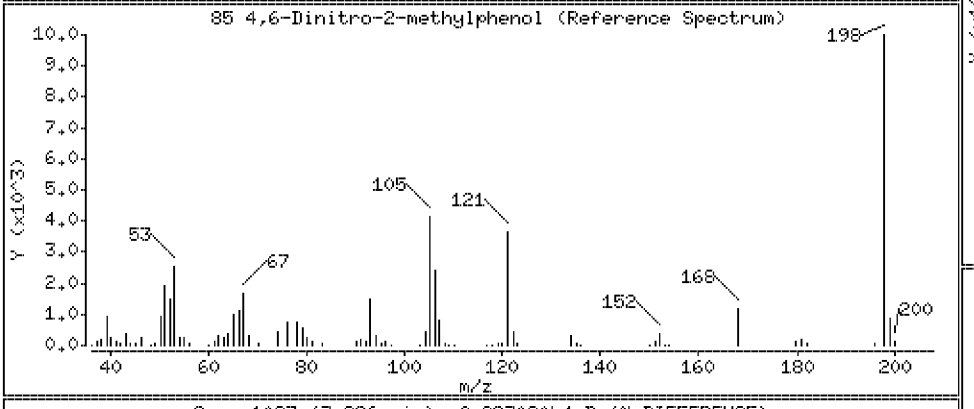

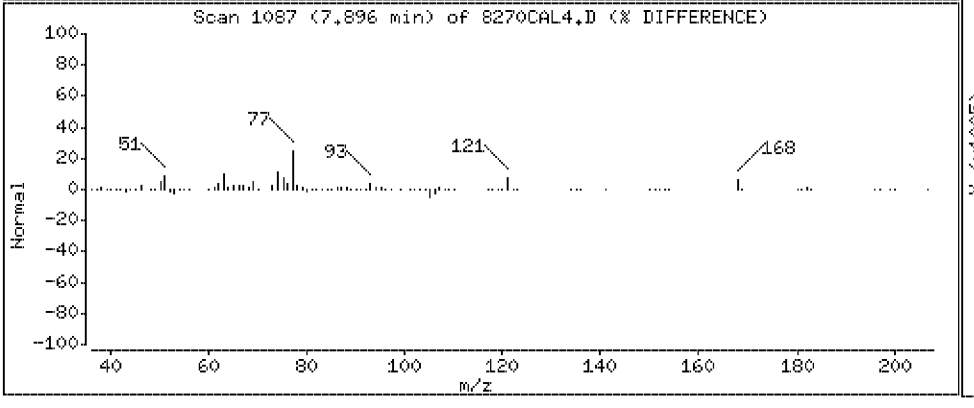

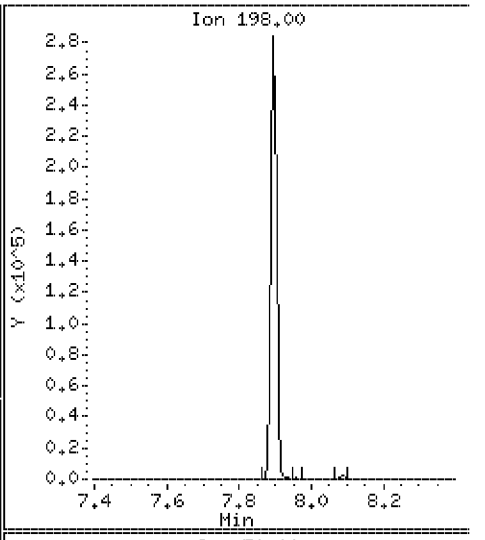

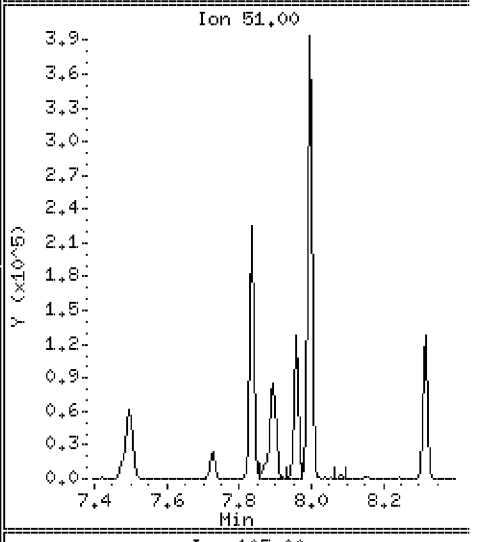

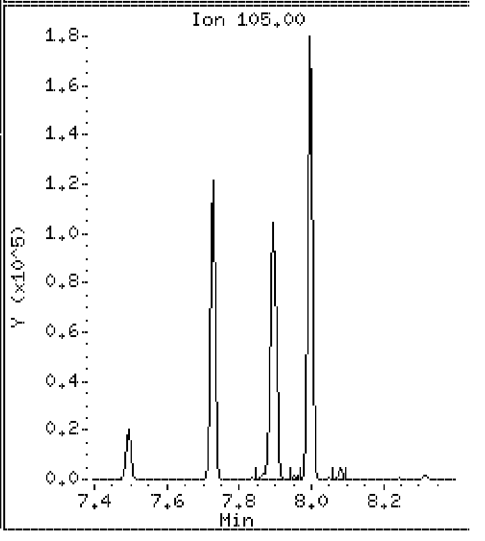

Data File: \\Svecd04\DD\chem\smsd03.i\S3042312.b\8270CAL4.D

Date : 23-APR-2012 11:34

Client ID: 8270CAL4 Instrument: smsd03.i

Sample Info: 45924

Purge Volume: 1000.0 Operator: PEL

Column phase: HPMS-5 Column diameter: 0.25

86 N-Nitrosodiphenylamine Concentration: 45.4 ug/l

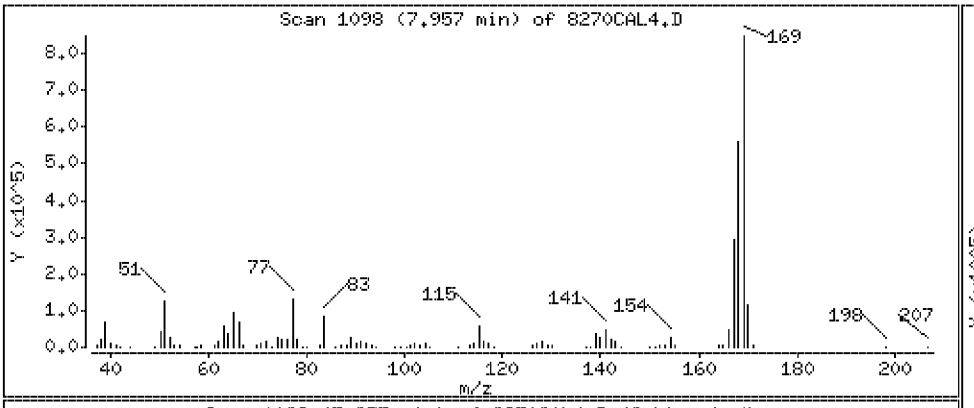

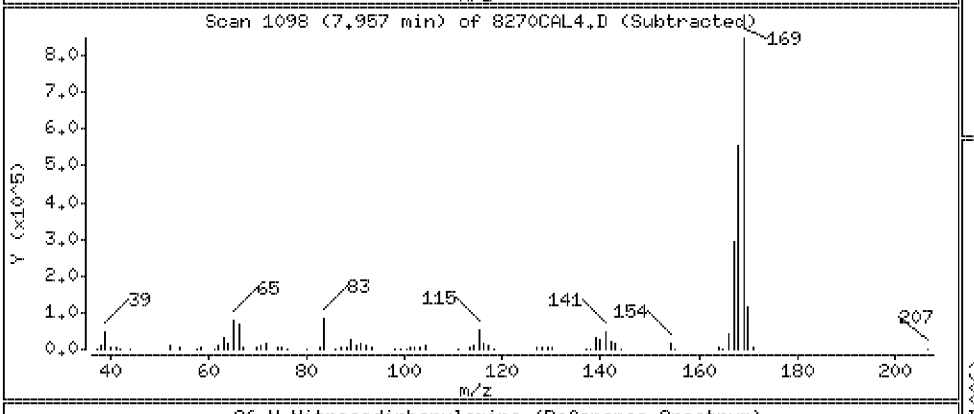

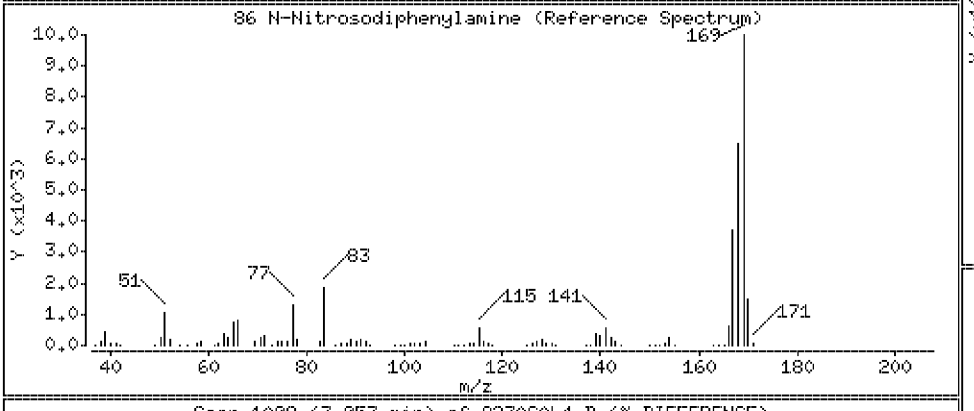

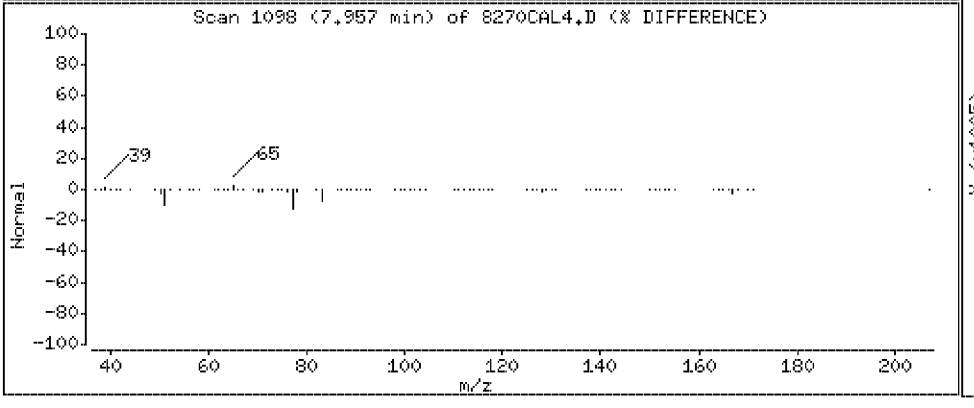

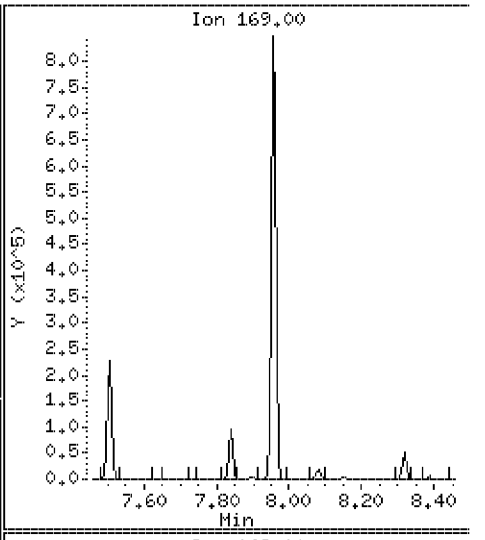

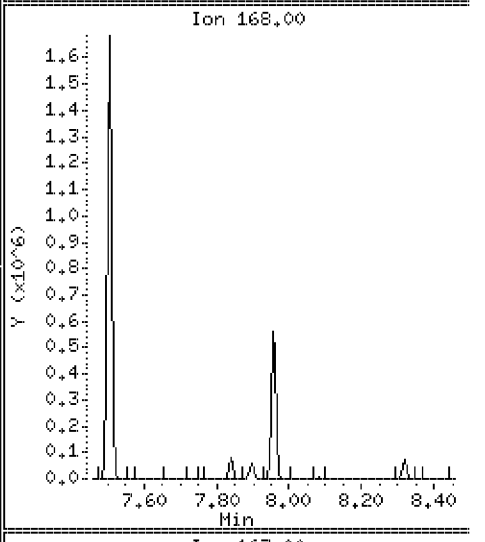

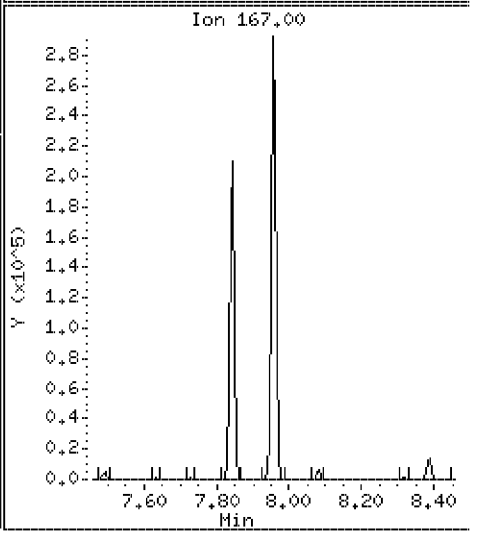

Data File: \\Svecd04\DD\chem\smsd03.i\S3042312.b\8270CAL4.D

Date : 23-APR-2012 11:34

Client ID: 8270CAL4 Instrument: smsd03.i

Sample Info: 45924

Purge Volume: 1000.0 Operator: PEL

Column phase: HPMS-5 Column diameter: 0.25

87 1,2-Diphenylhydrazine Concentration: 46.0 ug/l

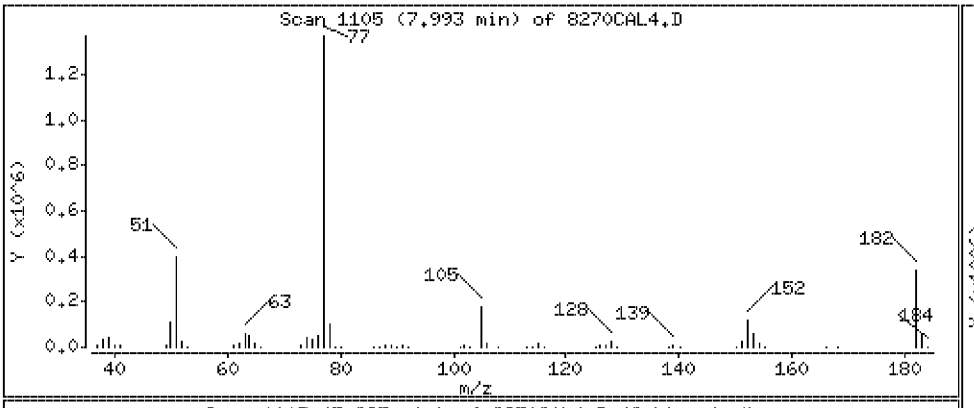

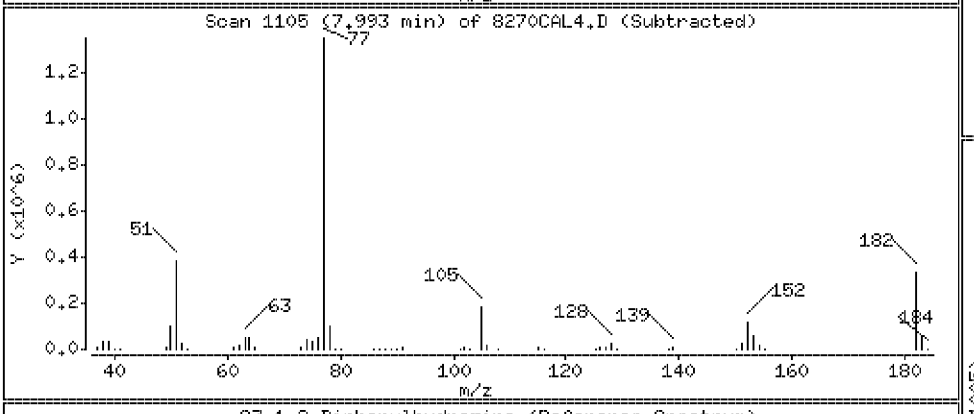

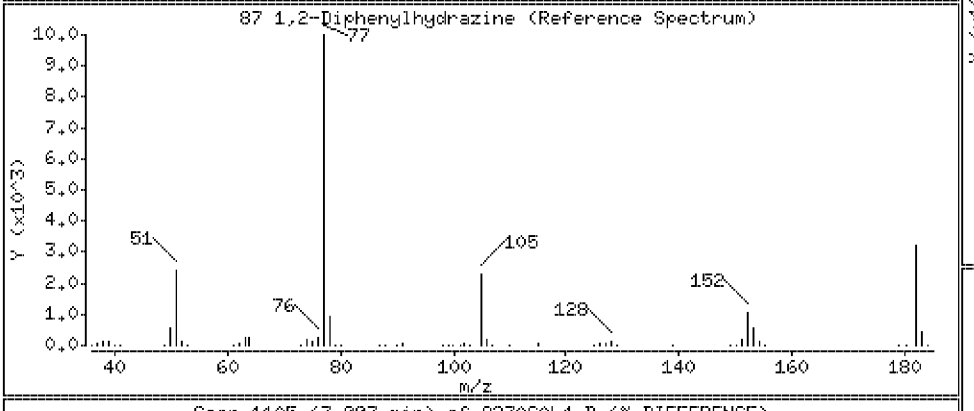

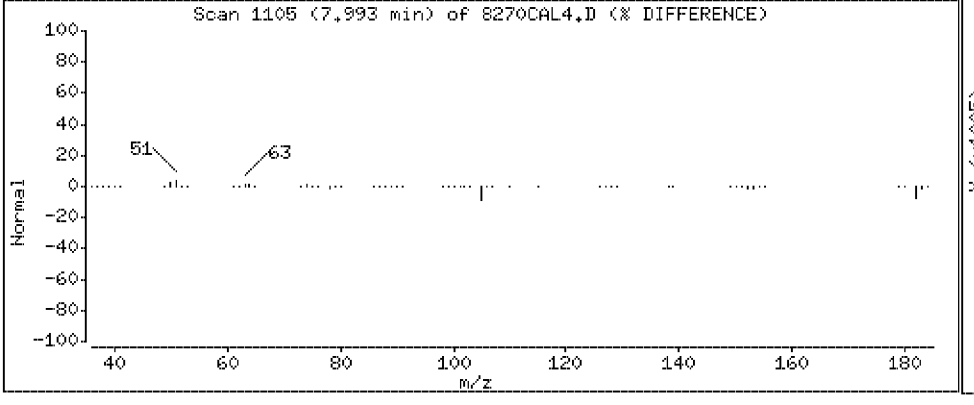

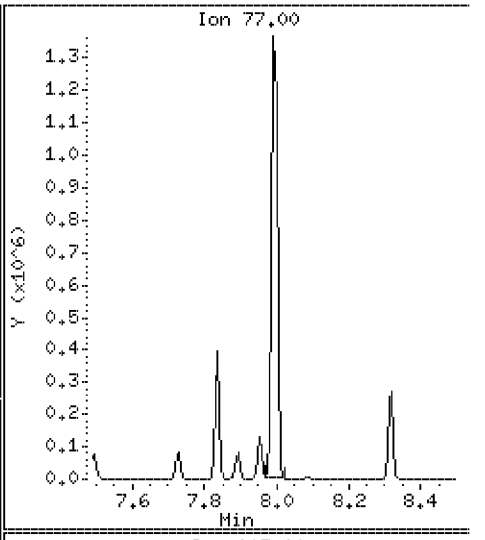

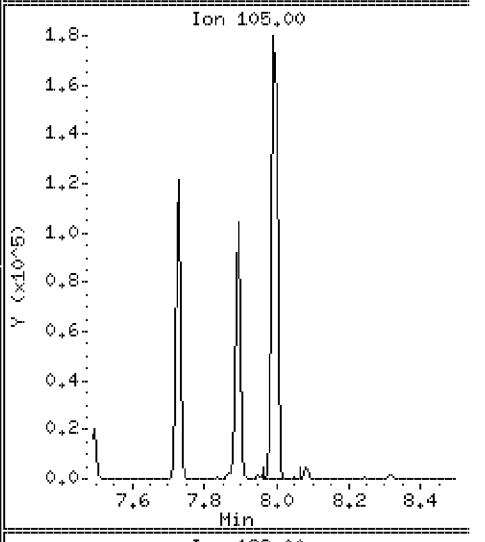

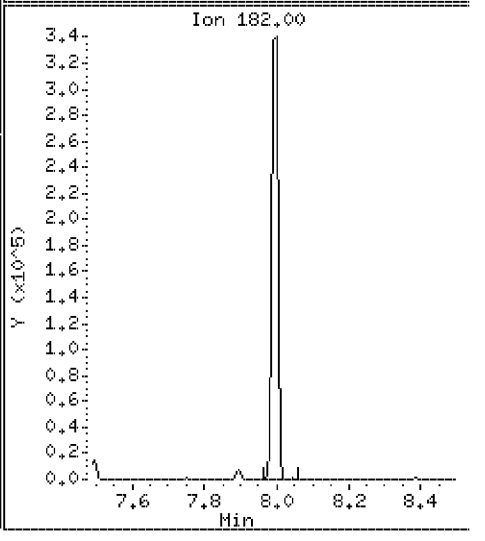

Data File: \\Svecd04\DD\chem\smsd03.i\S3042312.b\8270CAL4.D

Date : 23-APR-2012 11:34

Client ID: 8270CAL4

Instrument: smsd03.i

Sample Info: 45924

Purge Volume: 1000.0

Operator: PEL

Column phase: HPMS-5

Column diameter: 0.25

93 4-Bromophenylphenylether

Concentration: 46.3 ug/l

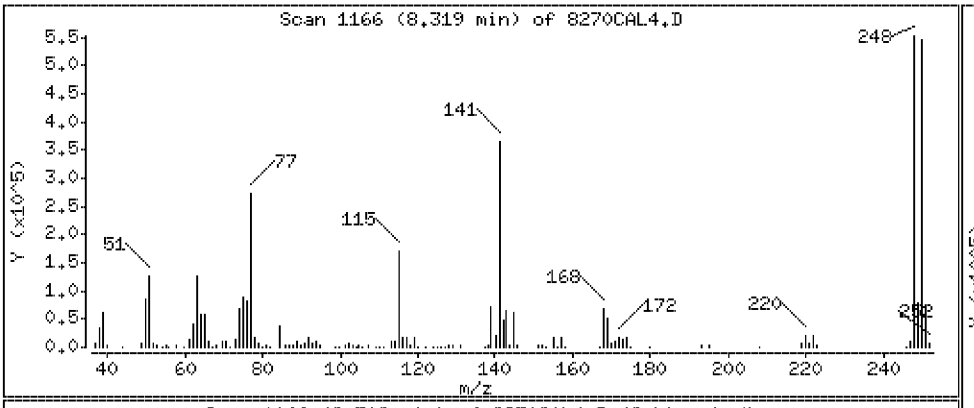

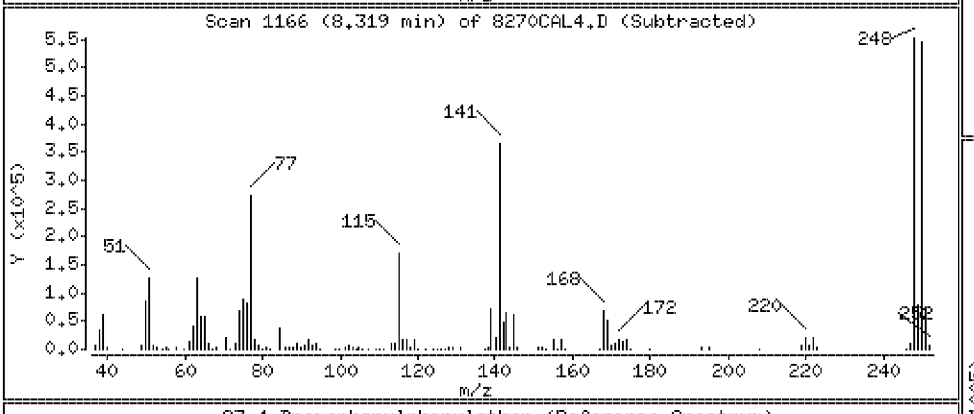

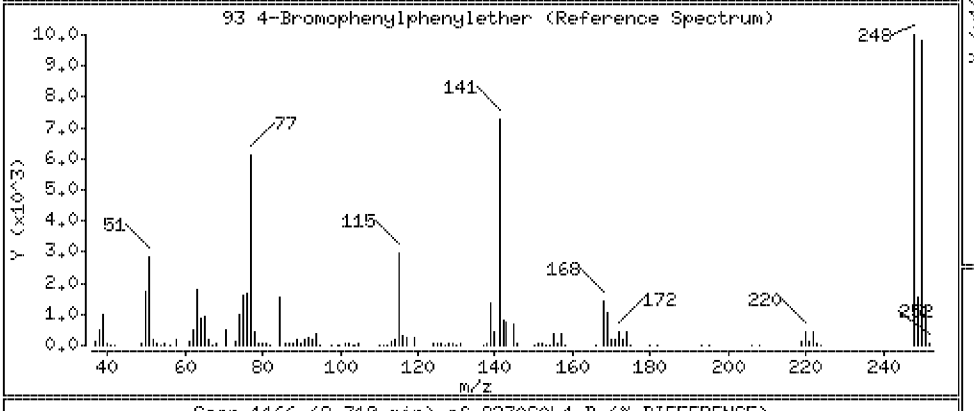

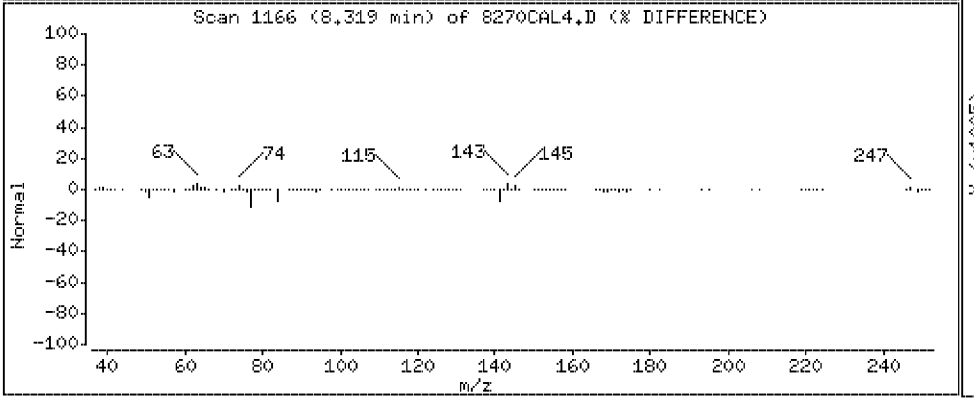

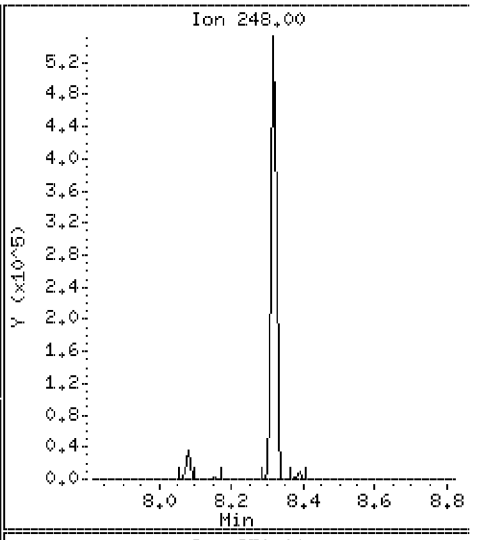

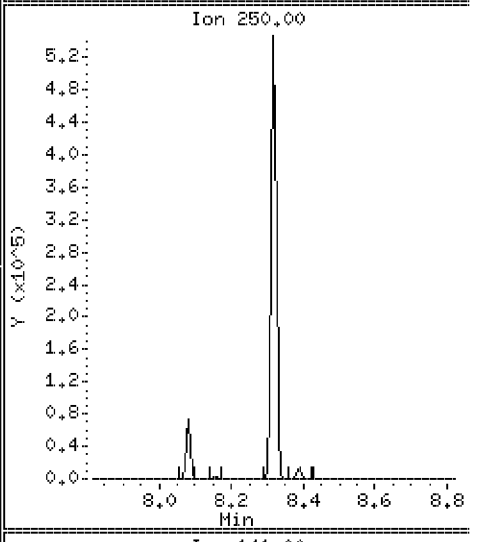

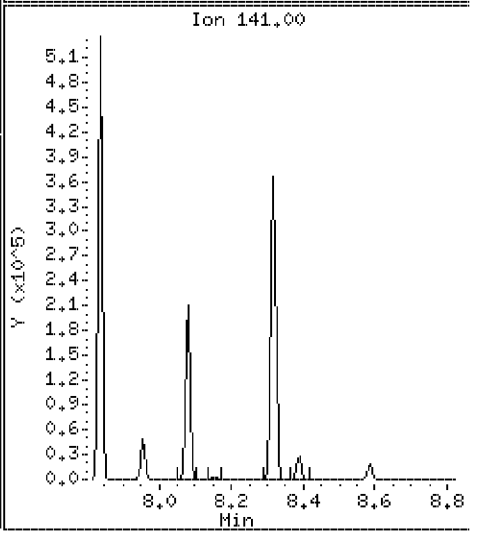

Data File: \\Svecd04\DD\chem\smsd03.i\S3042312.b\8270CAL4.D

Date : 23-APR-2012 11:34

Client ID: 8270CAL4

Instrument: smsd03.i

Sample Info: 45924

Purge Volume: 1000.0

Operator: PEL

Column phase: HPMS-5

Column diameter: 0.25

94 Hexachlorobenzene

Concentration: 46.1 ug/l

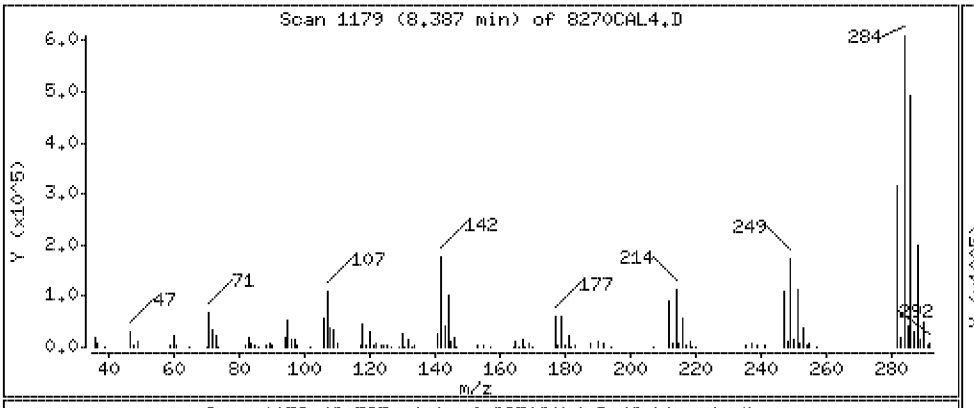

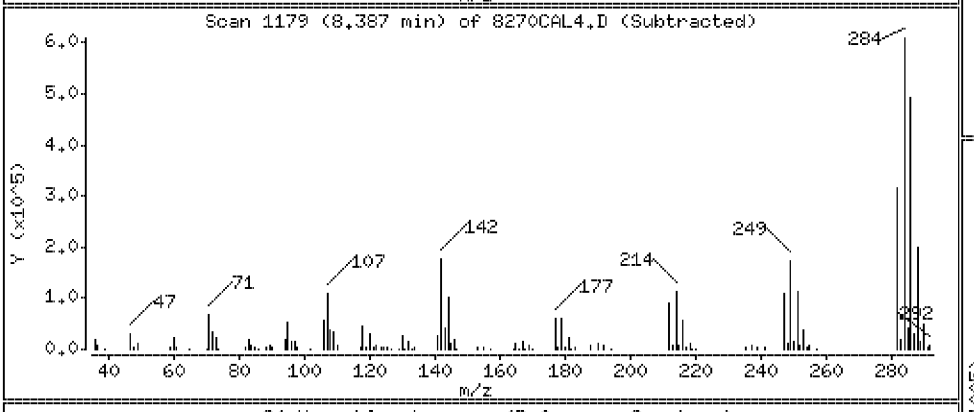

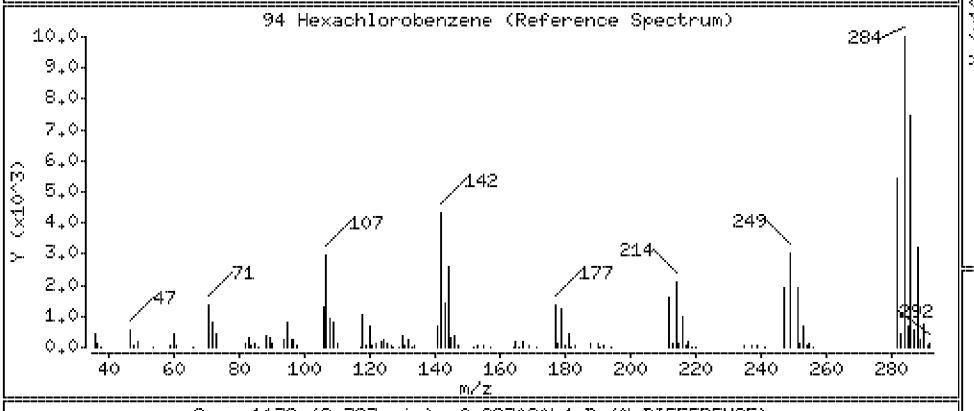

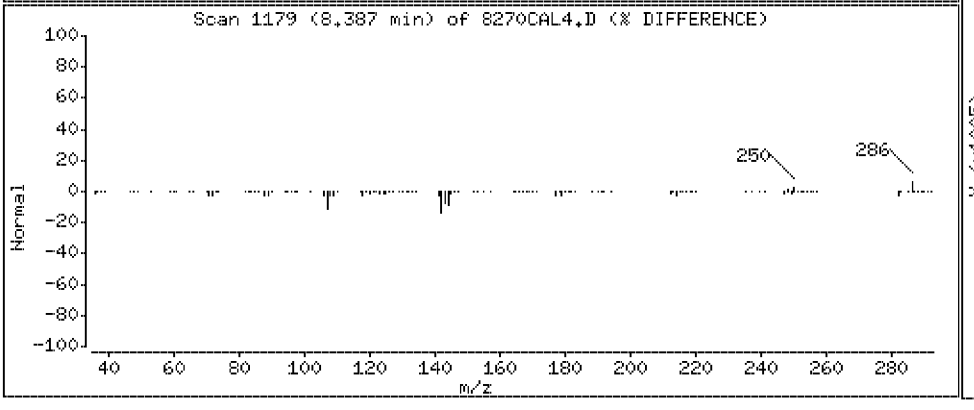

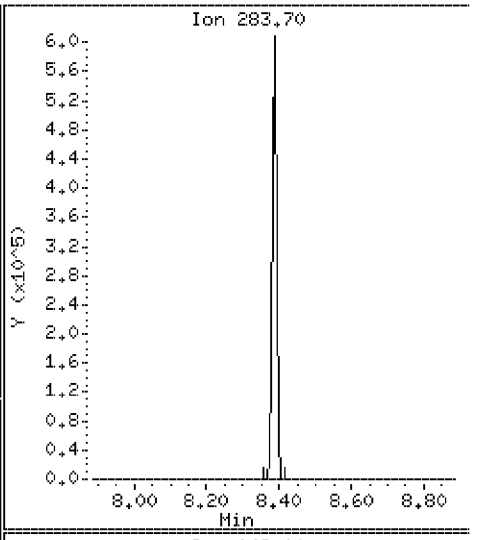

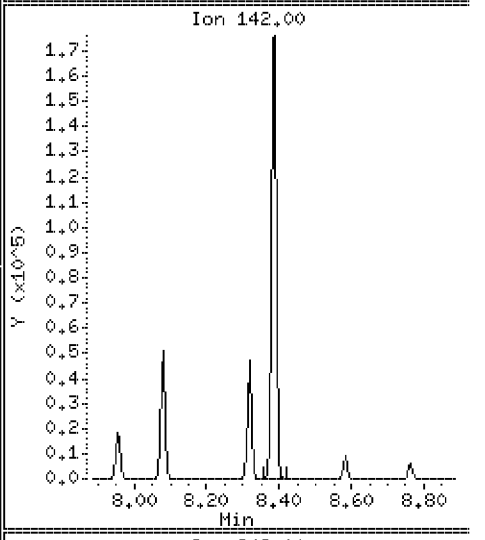

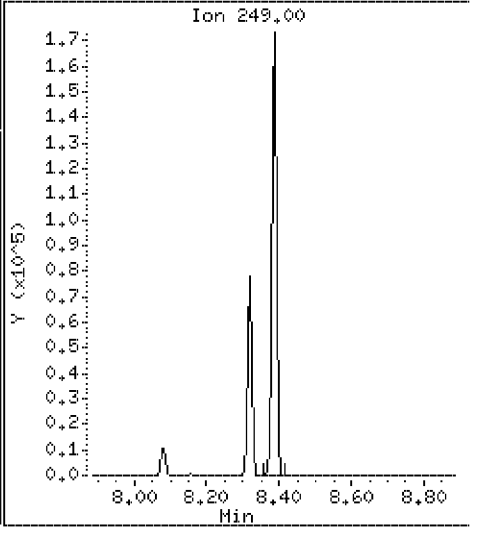

Data File: \\Svecd04\DD\chem\smsd03.i\S3042312.b\8270CAL4.D

Date : 23-APR-2012 11:34

Client ID: 8270CAL4

Instrument: smsd03.i

Sample Info: 45924

Purge Volume: 1000.0

Operator: PEL

Column phase: HPMS-5

Column diameter: 0.25

96 Pentachlorophenol

Concentration: 46.6 ug/l

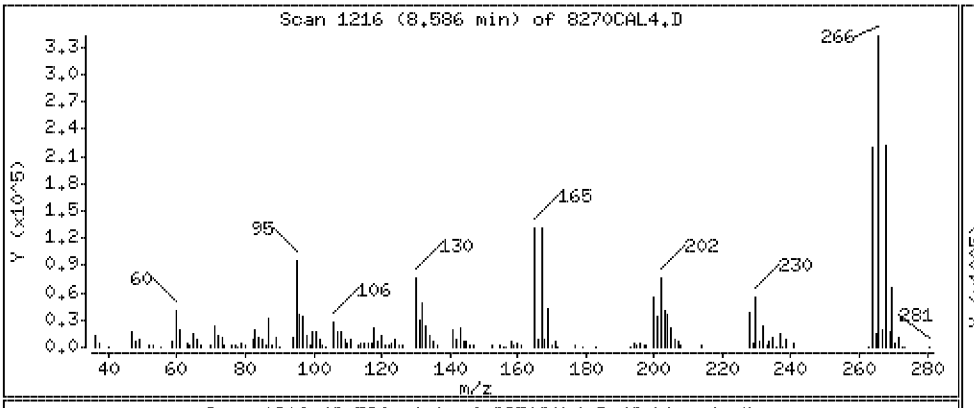

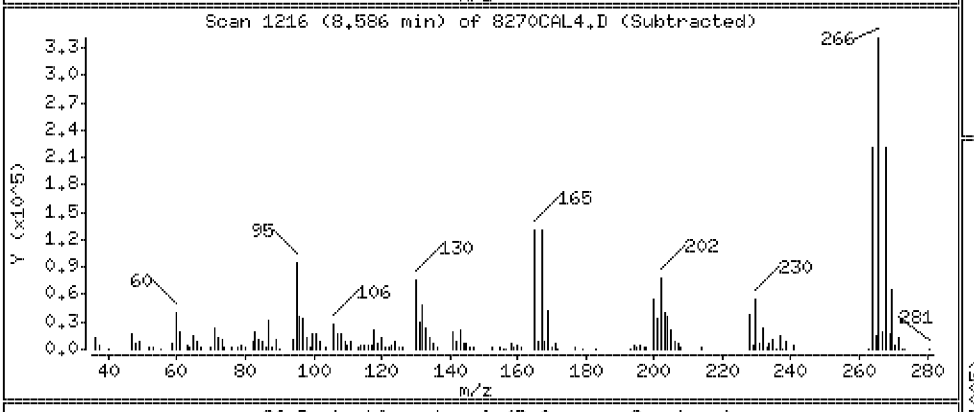

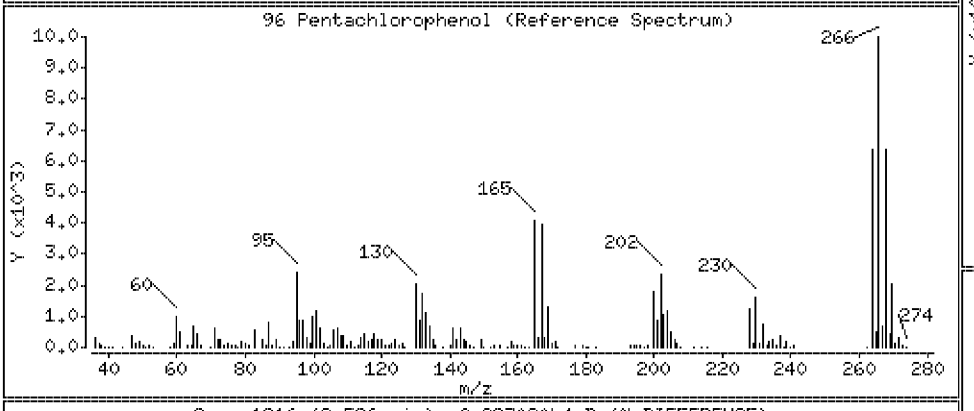

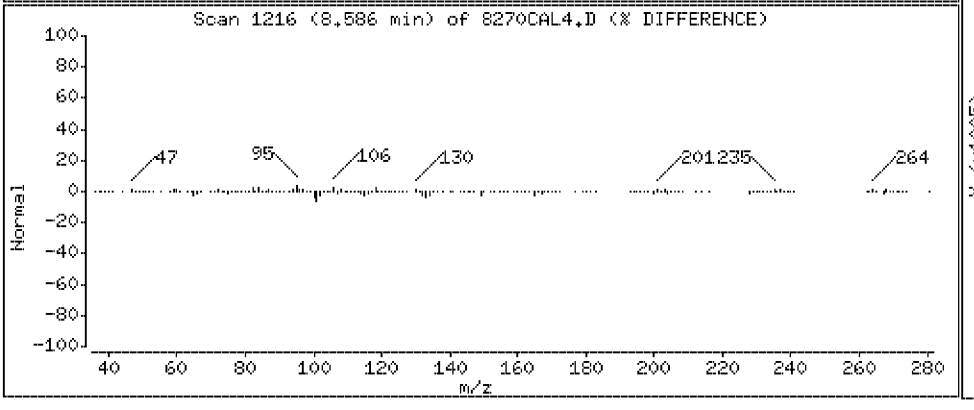

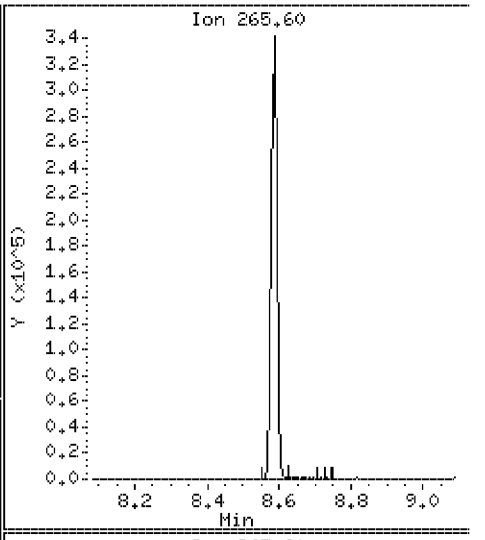

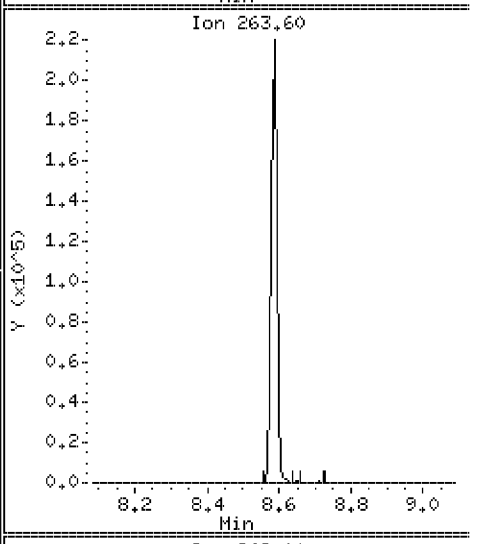

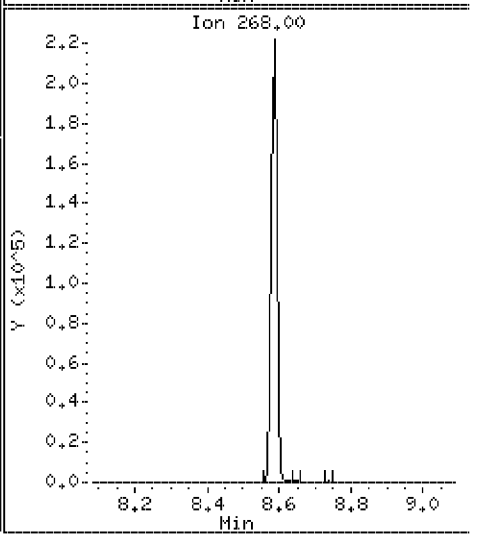

Data File: \\Svecd04\DD\chem\smsd03.i\S3042312.b\8270CAL4.D

Date : 23-APR-2012 11:34

Client ID: 8270CAL4

Instrument: smsd03.i

Sample Info: 45924

Purge Volume: 1000.0

Operator: PEL

Column phase: HPMS-5

Column diameter: 0.25

101 Phenanthrene

Concentration: 47.2 ug/l

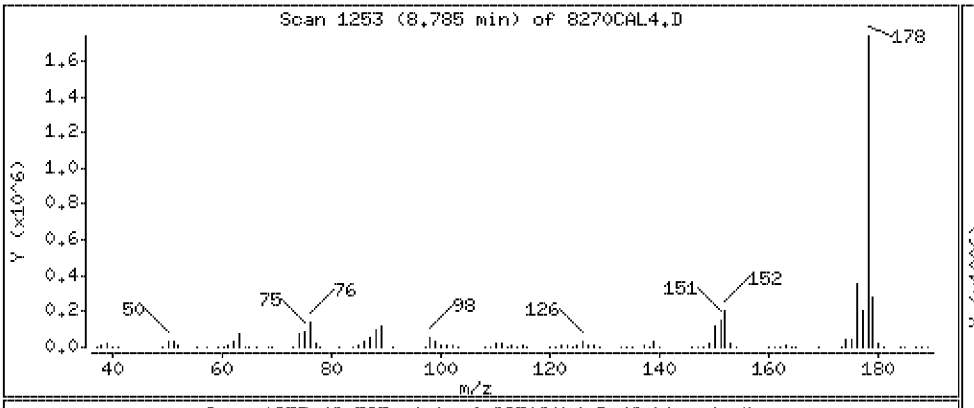

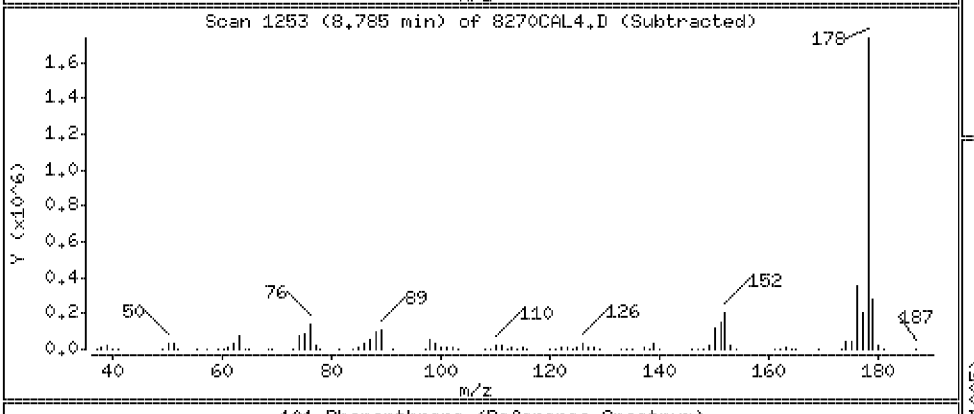

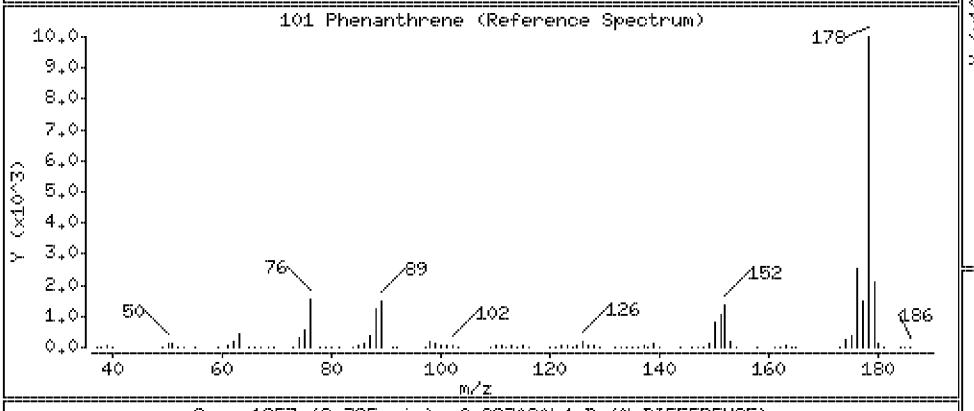

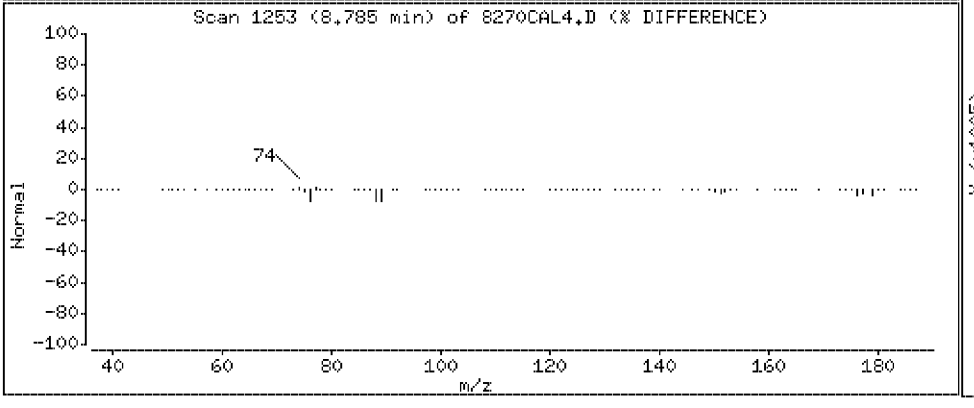

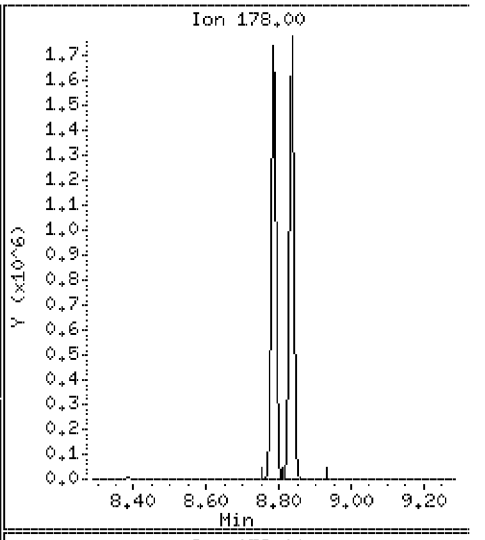

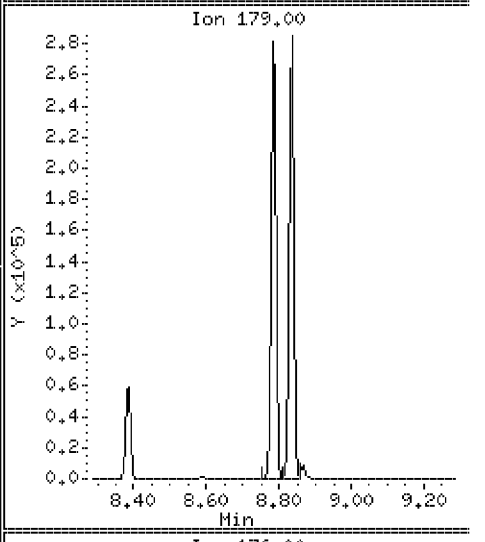

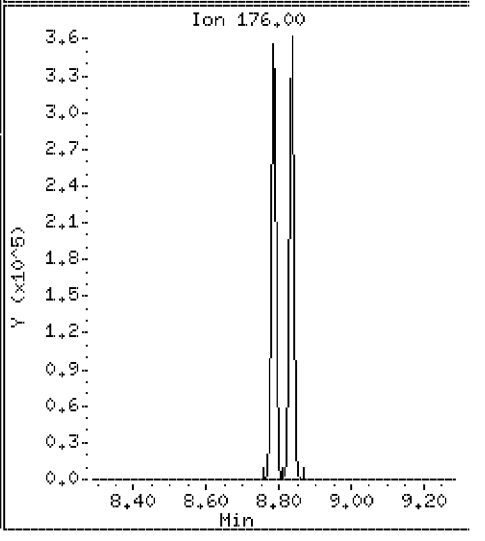

Data File: \\Svecd04\DD\chem\smsd03.i\S3042312.b\8270CAL4.D

Date : 23-APR-2012 11:34

Client ID: 8270CAL4

Instrument: smsd03.i

Sample Info: 45924

Purge Volume: 1000.0

Operator: PEL

Column phase: HPMS-5

Column diameter: 0.25

103 Anthracene

Concentration: 47.2 ug/l

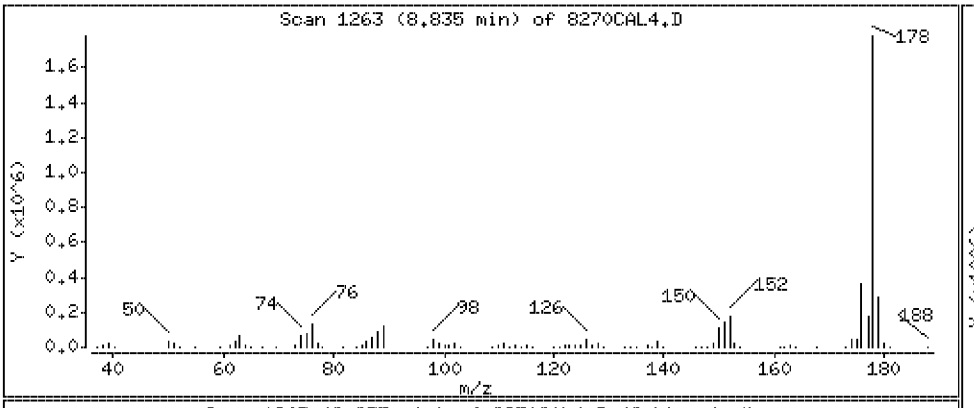

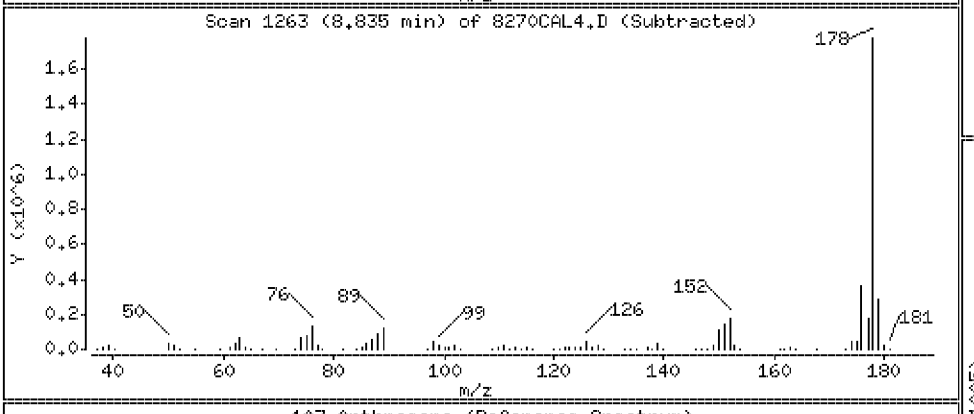

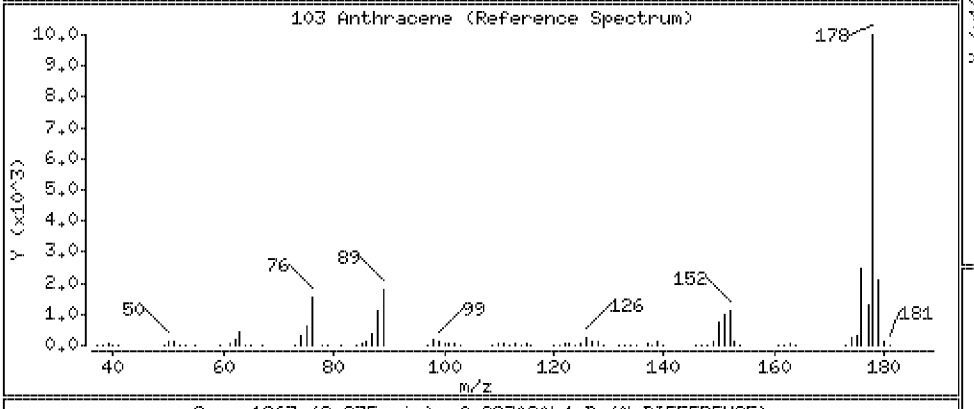

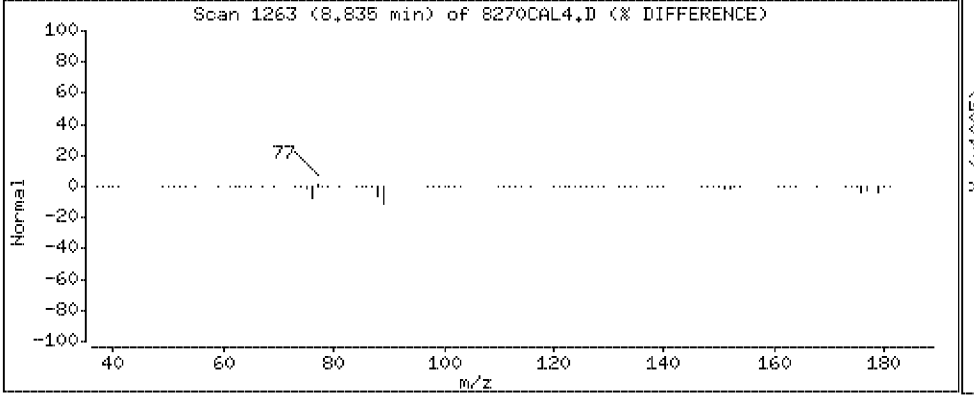

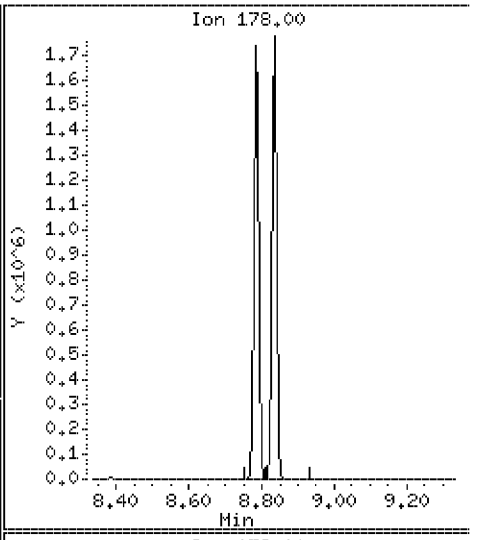

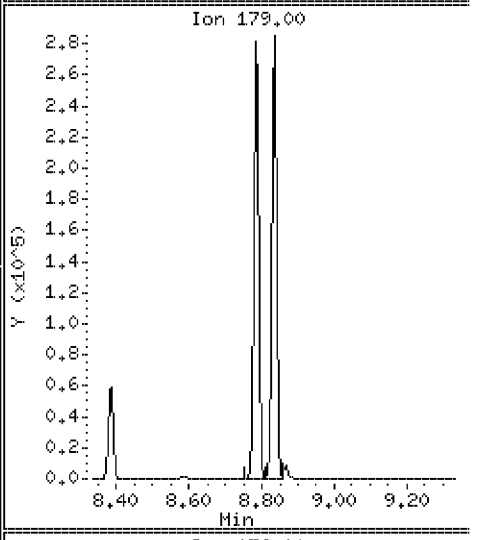

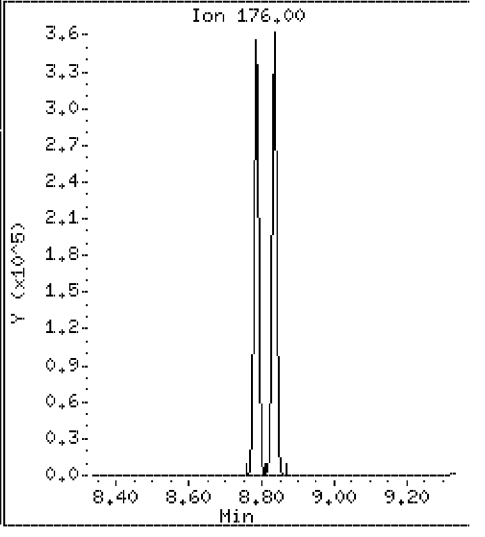

Data File: \\Svecd04\DD\chem\smsd03.i\S3042312.b\8270CAL4.D

Date : 23-APR-2012 11:34

Client ID: 8270CAL4 Instrument: smsd03.i

Sample Info: 45924

Purge Volume: 1000.0 Operator: PEL

Column phase: HPMS-5 Column diameter: 0.25

104 Carbazole Concentration: 44.5 ug/l

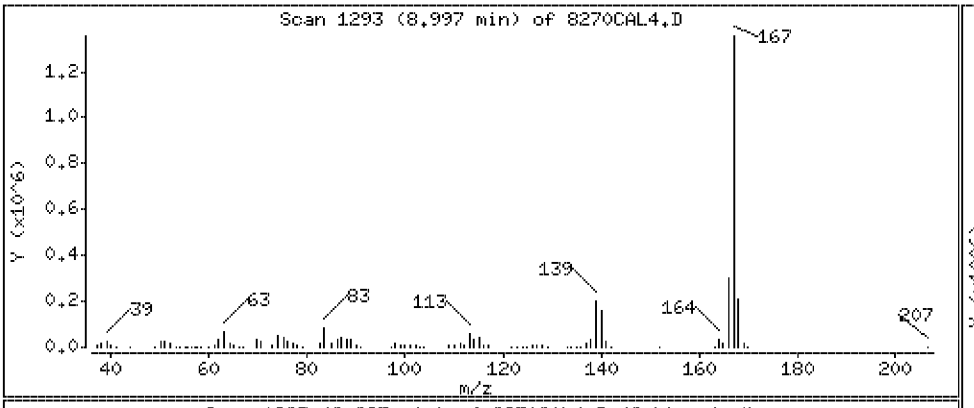

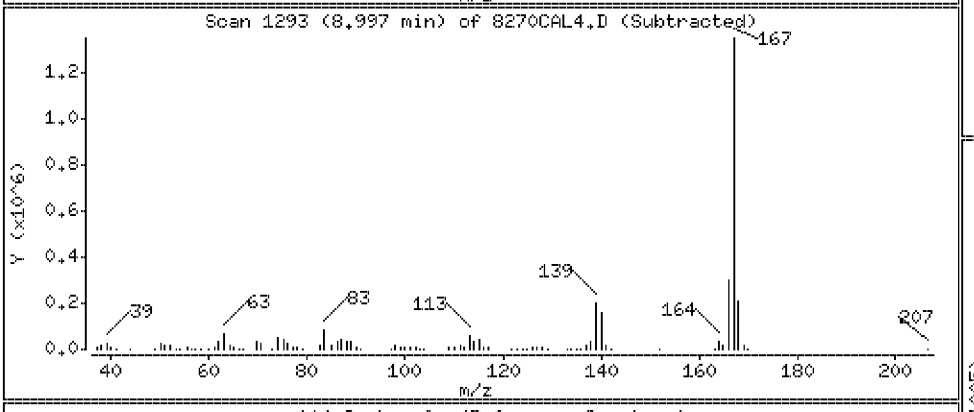

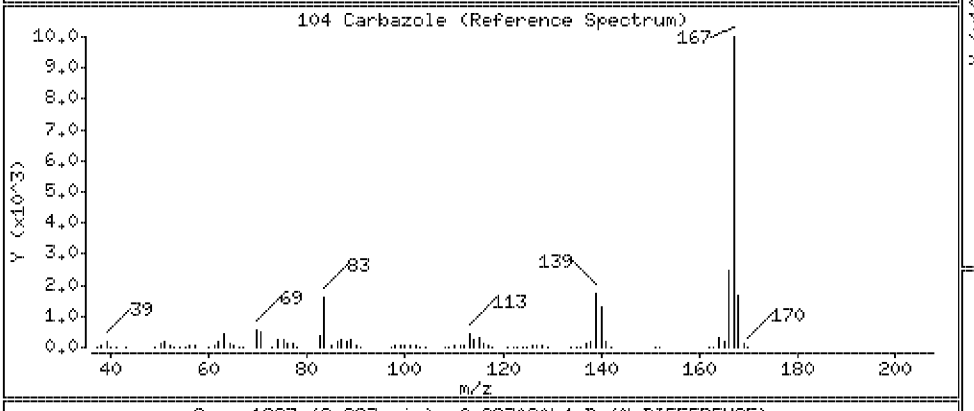

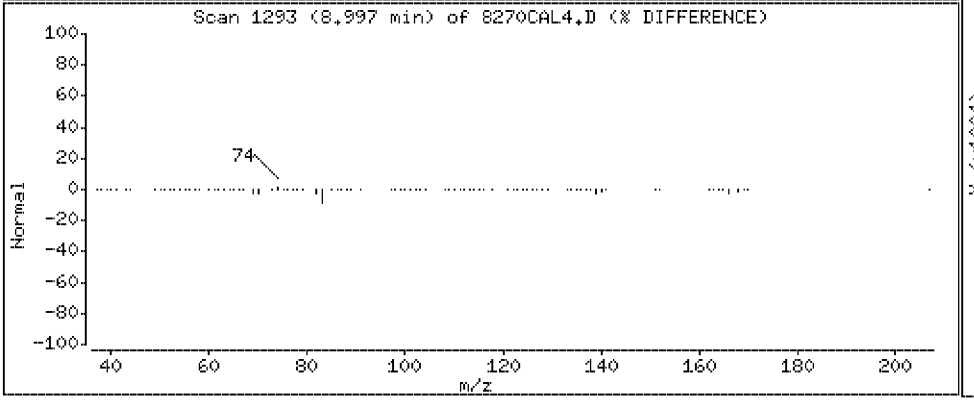

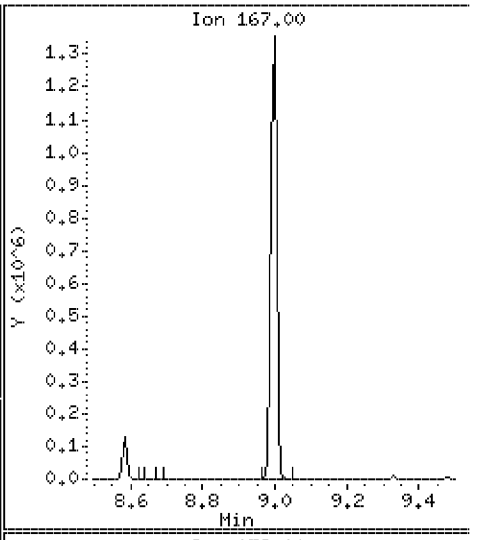

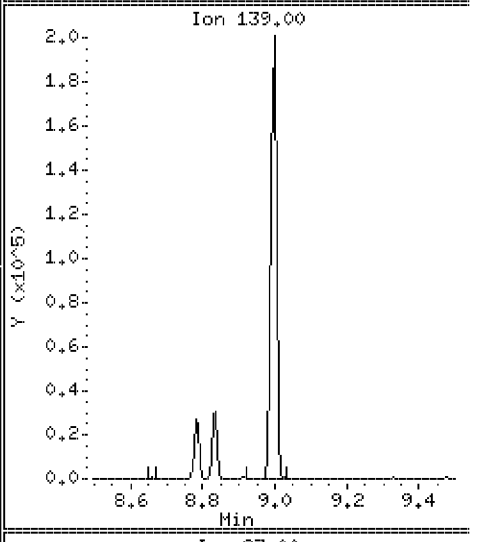

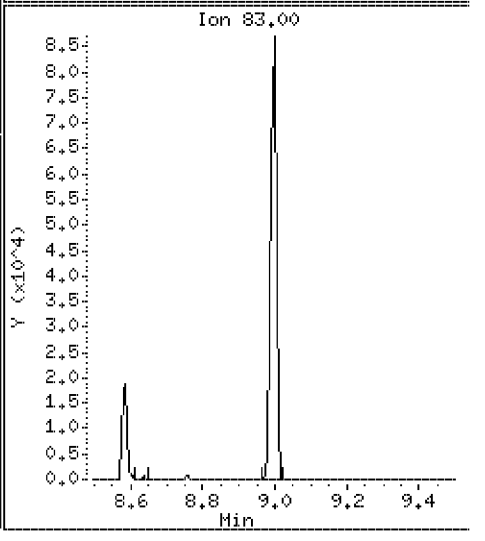

Data File: \\Svecd04\DD\chem\smsd03.i\S3042312.b\8270CAL4.D

Date : 23-APR-2012 11:34

Client ID: 8270CAL4 Instrument: smsd03.i

Sample Info: 45924

Purge Volume: 1000.0 Operator: PEL

Column phase: HPMS-5 Column diameter: 0.25

105 Di-n-butylphthalate Concentration: 47.6 ug/l

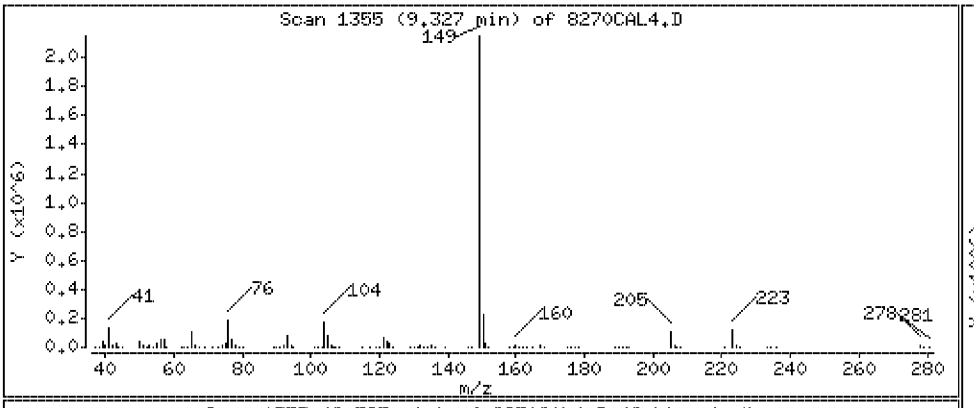

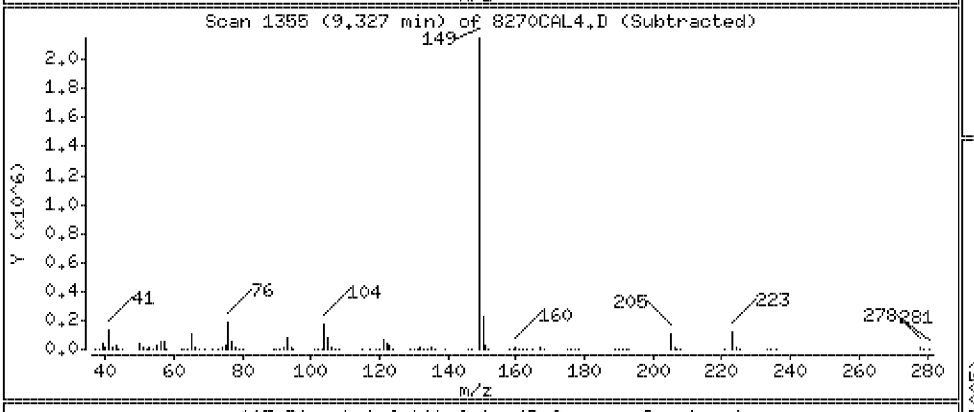

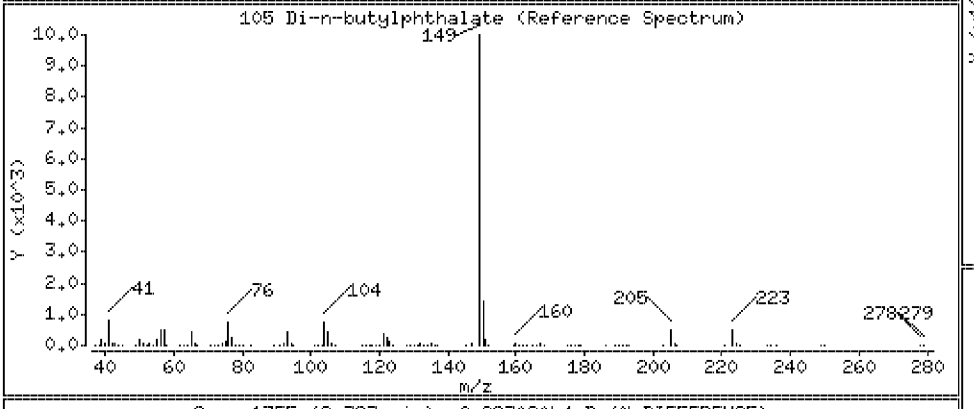

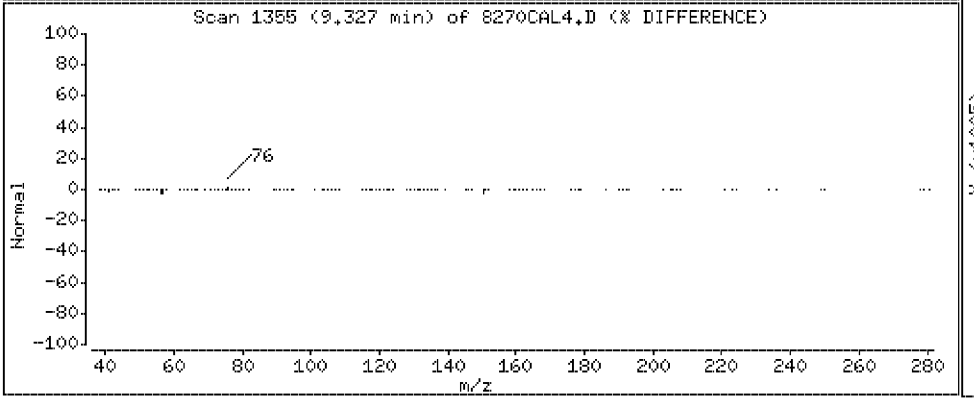

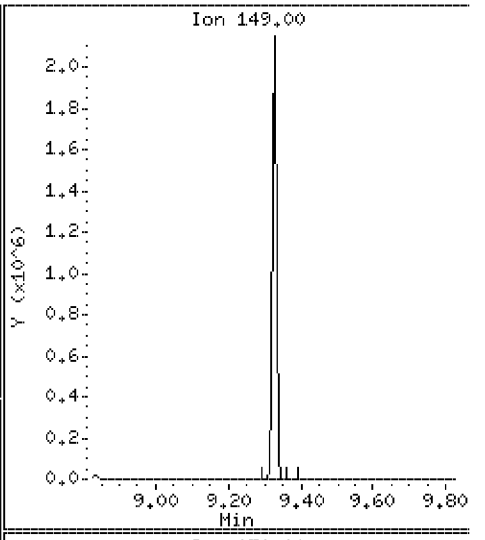

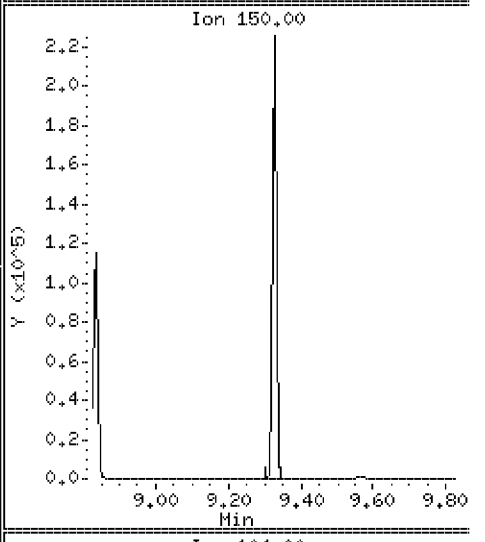

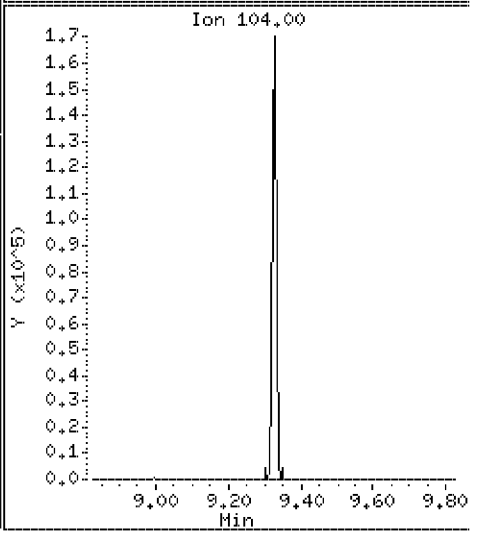

Data File: \\Svecd04\DD\chem\smsd03.i\S3042312.b\8270CAL4.D

Date : 23-APR-2012 11:34

Client ID: 8270CAL4

Instrument: smsd03.i

Sample Info: 45924

Purge Volume: 1000.0

Operator: PEL

Column phase: HPMS-5

Column diameter: 0.25

109 Fluoranthene

Concentration: 46.1 ug/l

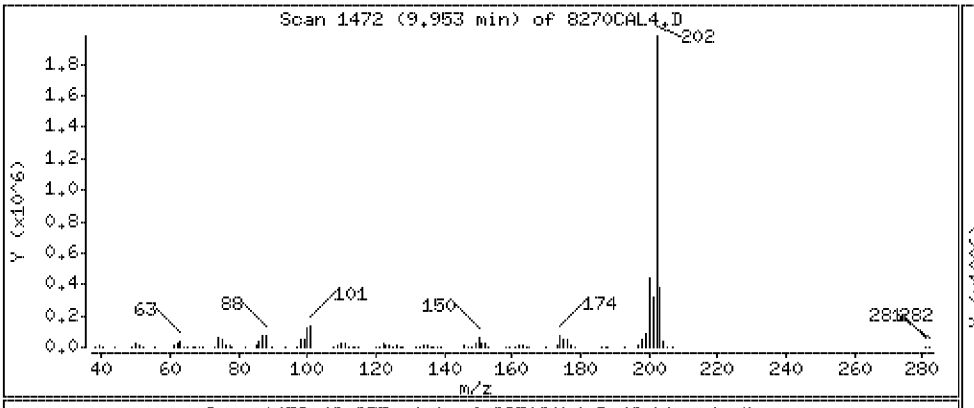

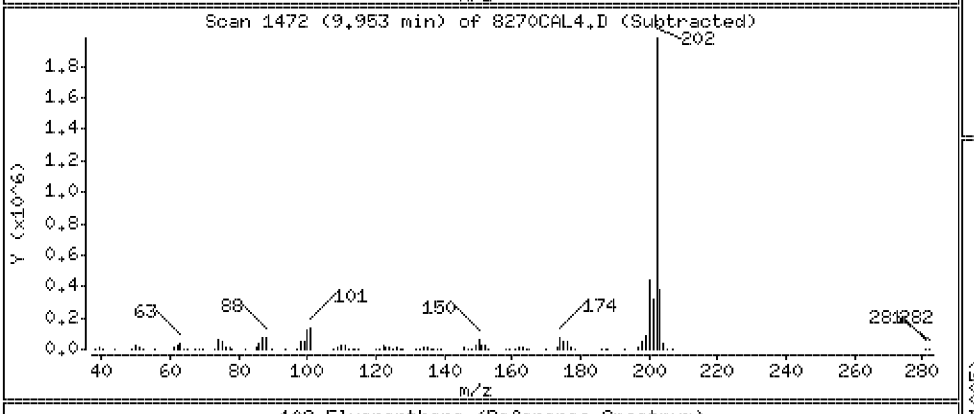

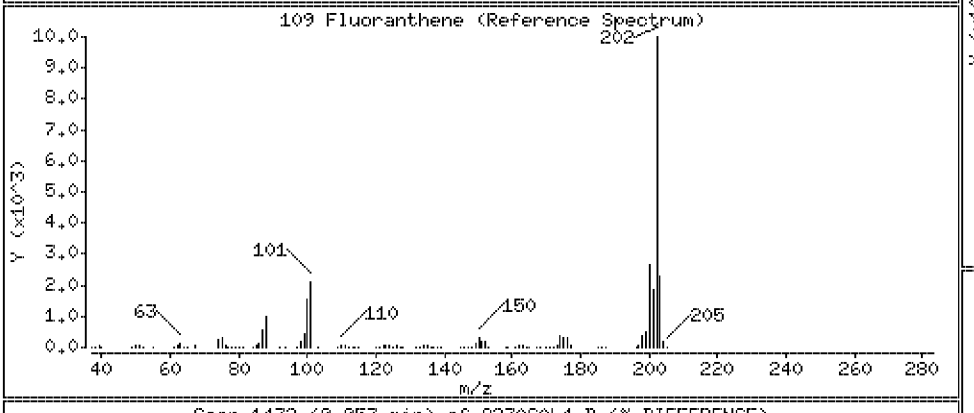

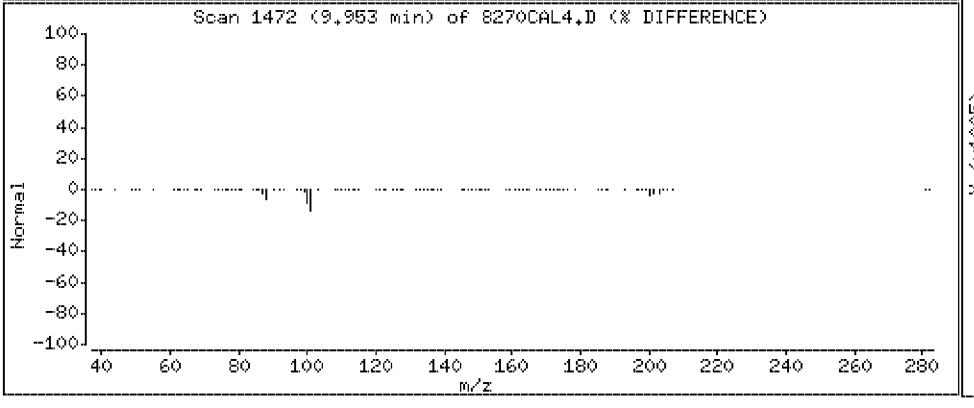

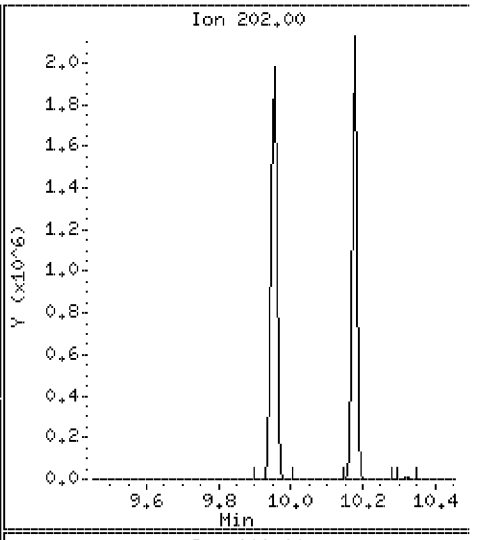

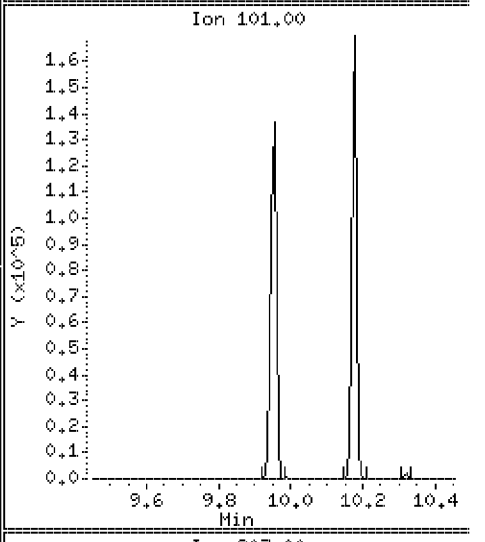

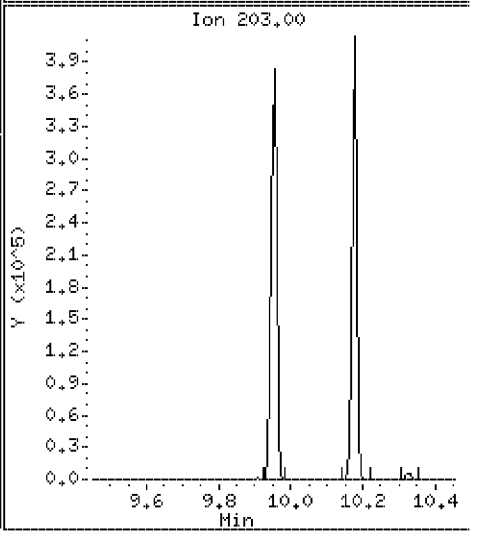

Data File: \\Svecd04\DD\chem\smsd03.i\S3042312.b\8270CAL4.D

Date : 23-APR-2012 11:34

Client ID: 8270CAL4

Instrument: smsd03.i

Sample Info: 45924

Purge Volume: 1000.0

Operator: PEL

Column phase: HPMS-5

Column diameter: 0.25

111 Pyrene

Concentration: 44.7 ug/l

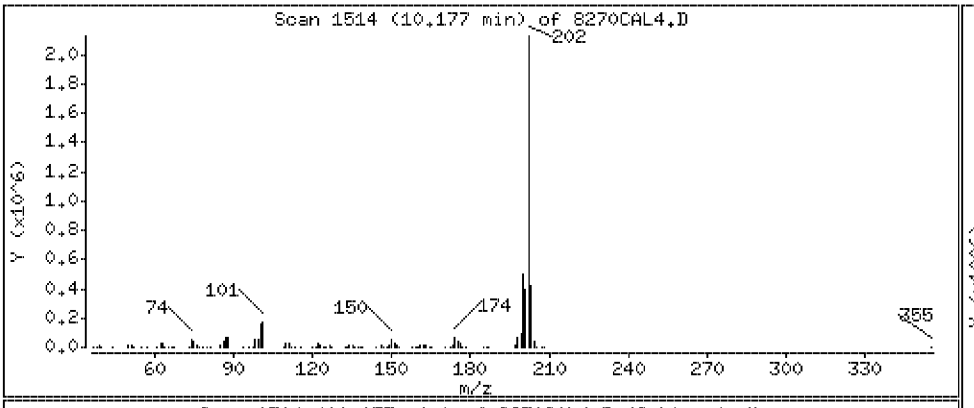

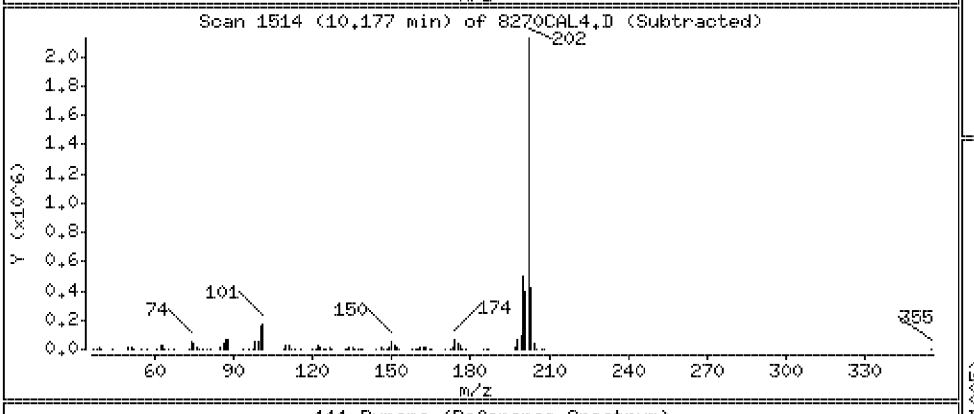

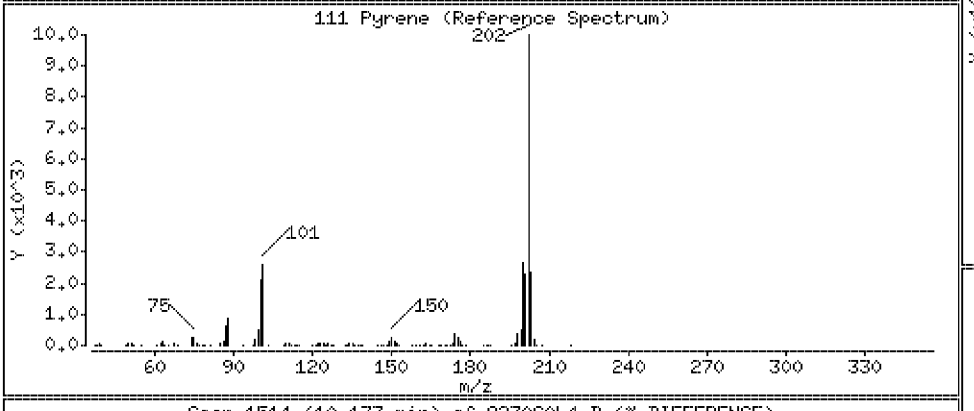

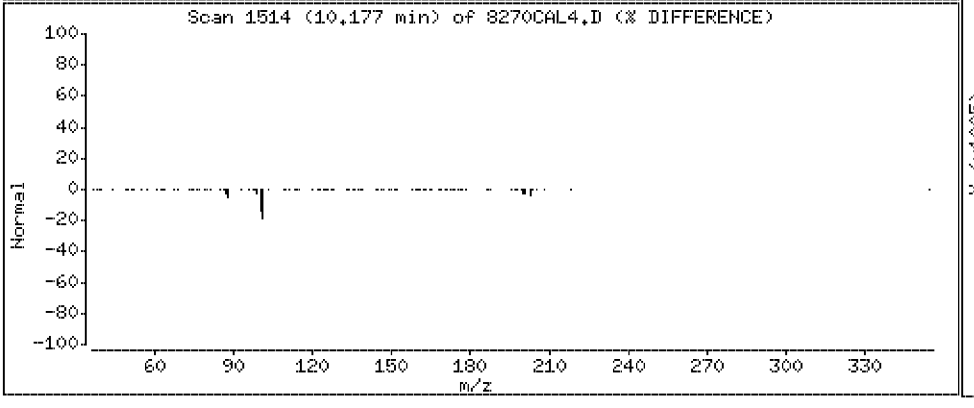

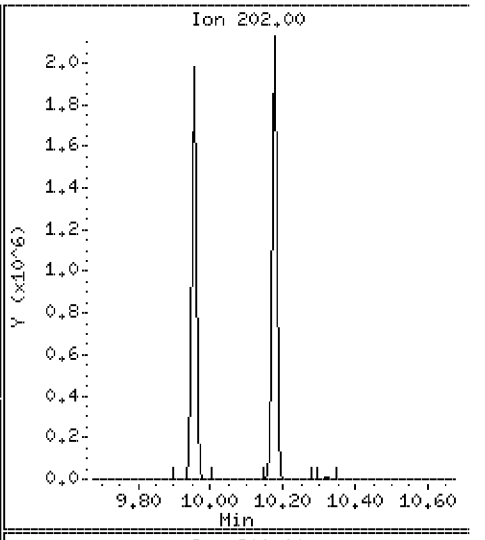

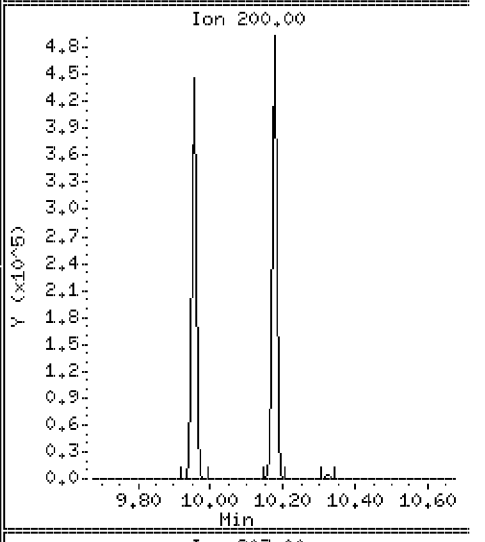

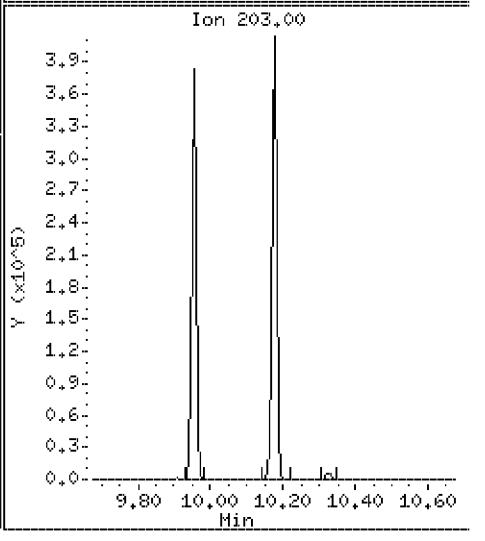

Data File: \\Svecd04\DD\chem\smsd03.i\S3042312.b\8270CAL4.D

Date : 23-APR-2012 11:34

Client ID: 8270CAL4

Instrument: smsd03.i

Sample Info: 45924

Purge Volume: 1000.0

Operator: PEL

Column phase: HPMS-5

Column diameter: 0.25

118 Butylbenzylphthalate

Concentration: 46.2 ug/l

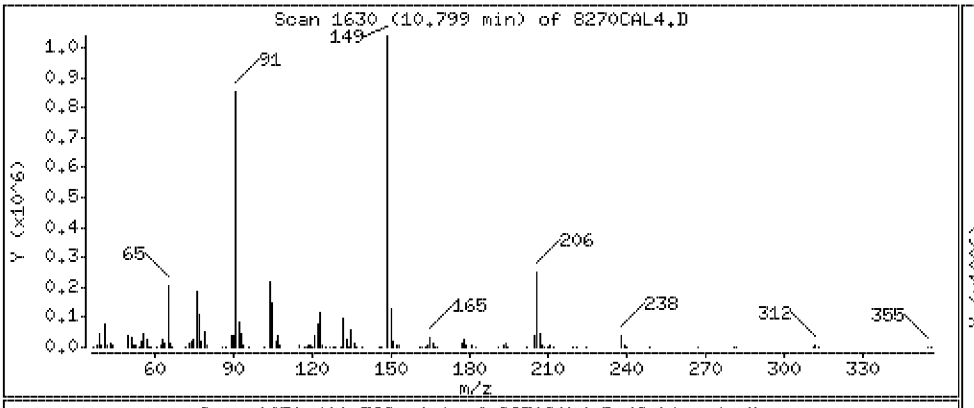

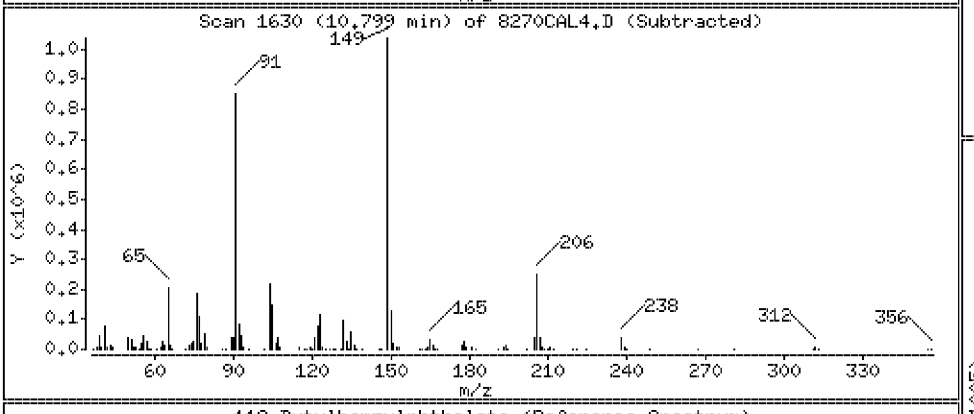

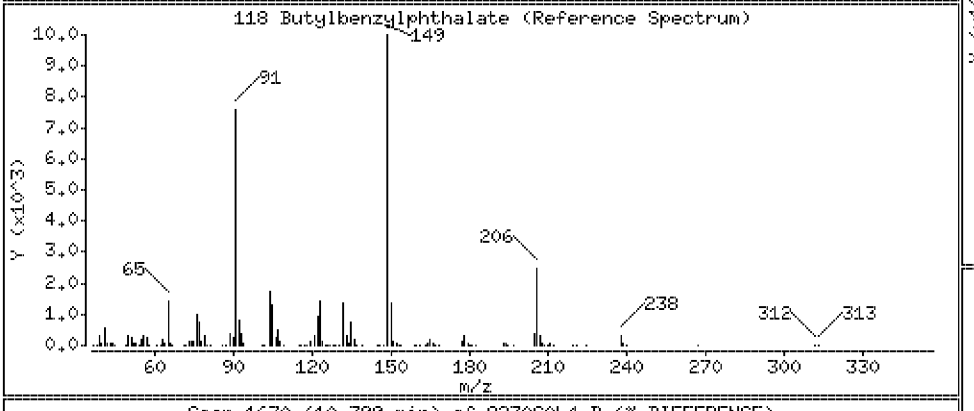

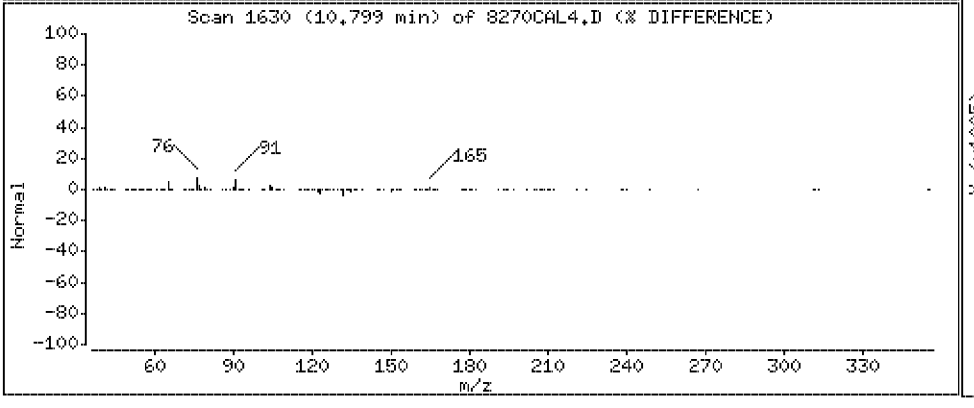

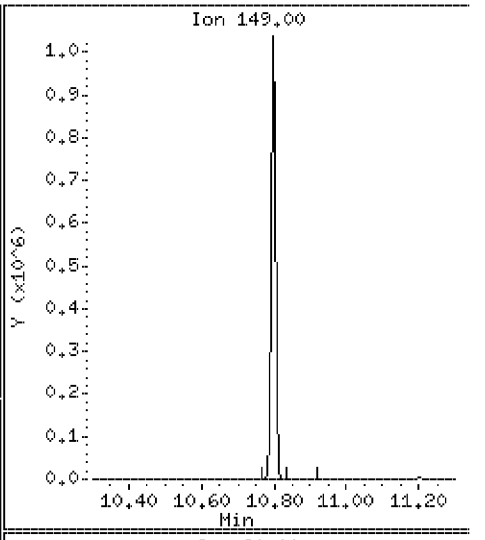

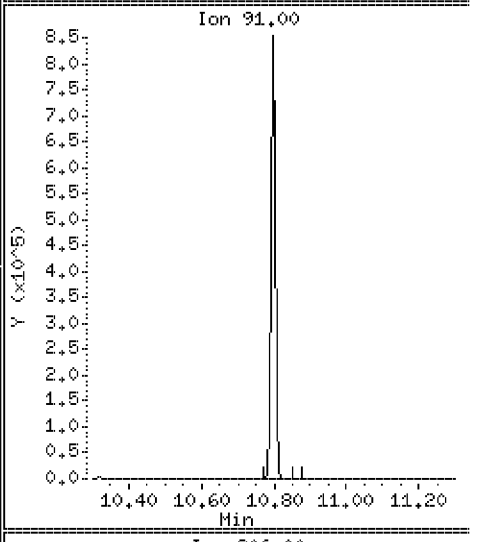

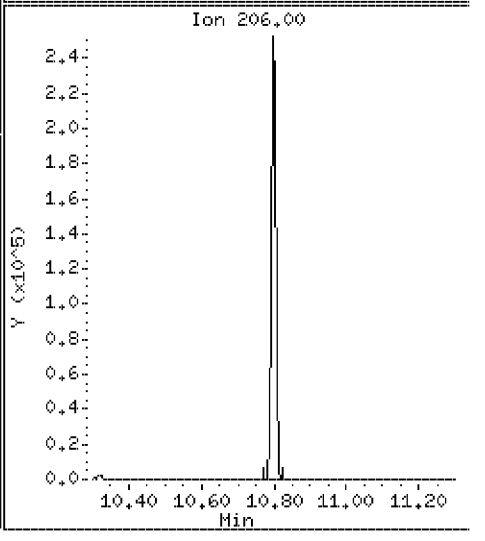

Data File: \\Svecd04\DD\chem\smsd03.i\S3042312.b\8270CAL4.D

Date : 23-APR-2012 11:34

Client ID: 8270CAL4 Instrument: smsd03.i

Sample Info: 45924

Purge Volume: 1000.0 Operator: PEL

Column phase: HPMS-5 Column diameter: 0.25

120 Benzo[a]anthracene Concentration: 47.0 ug/l

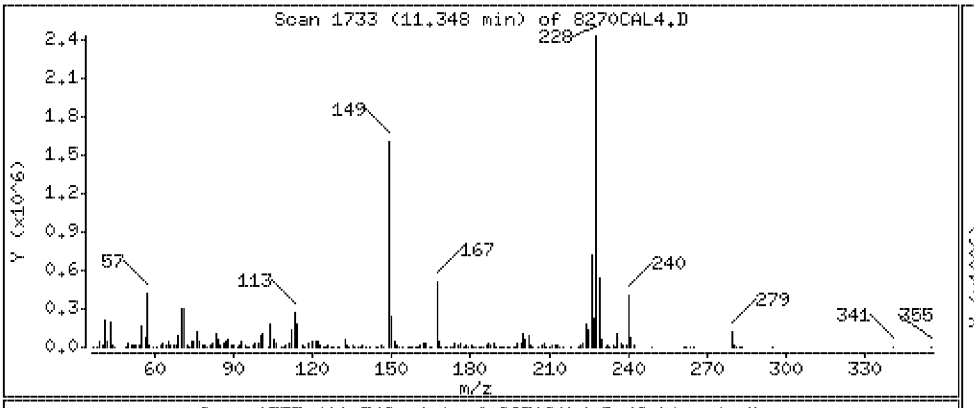

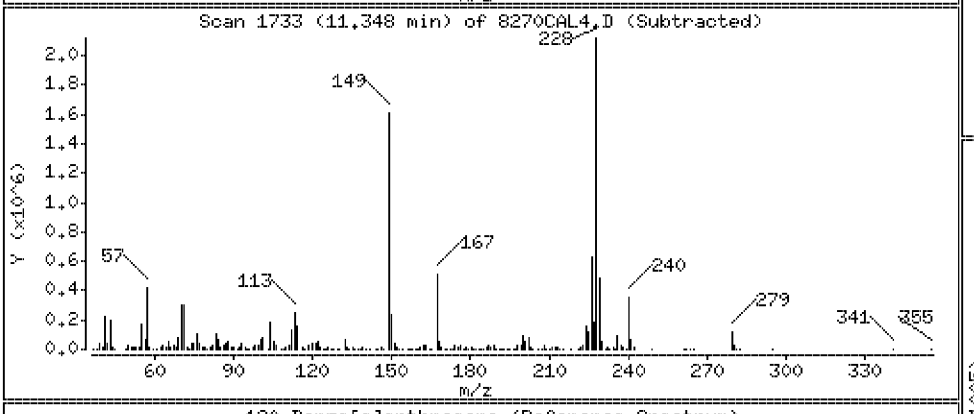

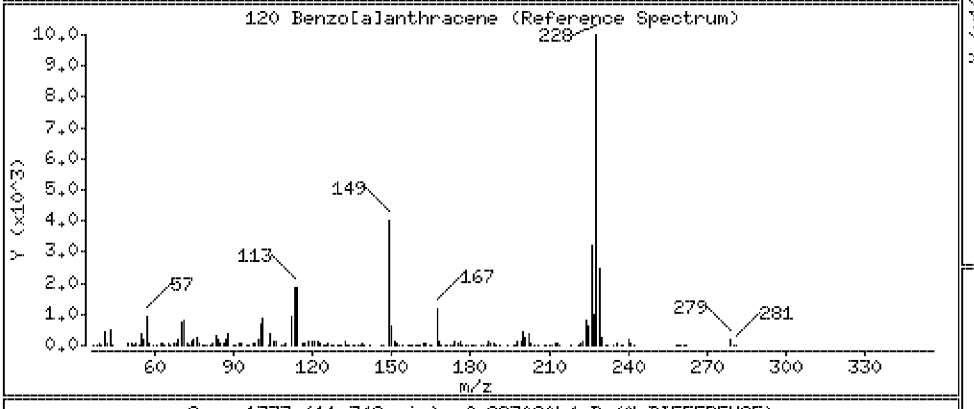

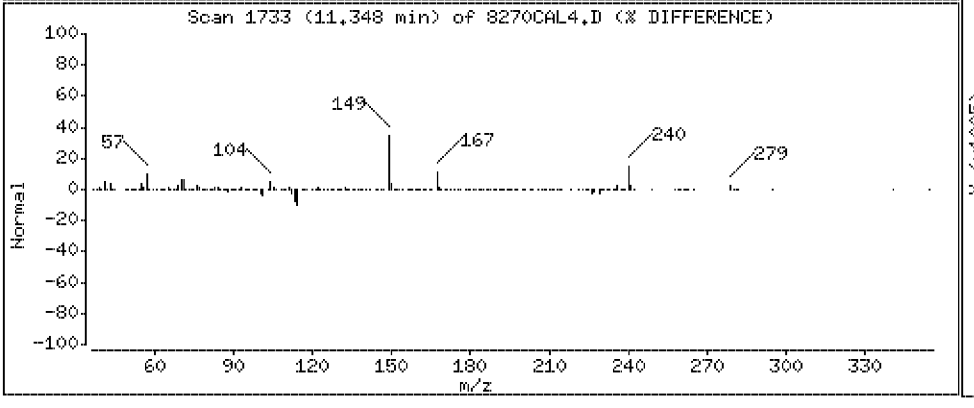

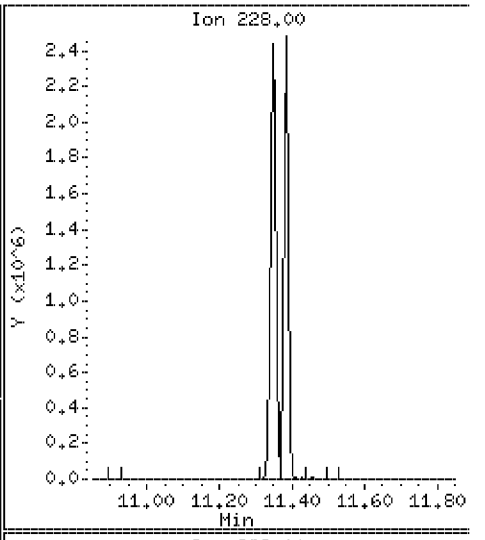

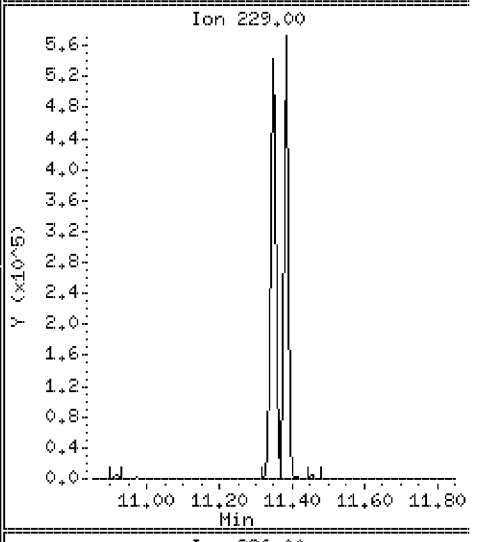

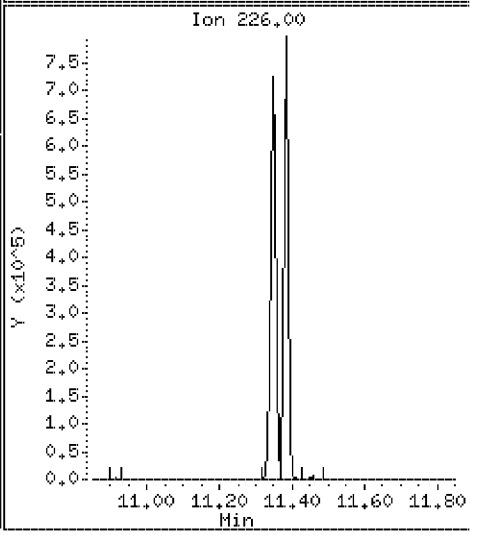

Data File: \\Svecd04\DD\chem\smsd03.i\S3042312.b\8270CAL4.D

Date : 23-APR-2012 11:34

Client ID: 8270CAL4

Instrument: smsd03.i

Sample Info: 45924

Purge Volume: 1000.0

Operator: PEL

Column phase: HPMS-5

Column diameter: 0.25

123 Chrysene

Concentration: 45.7 ug/l

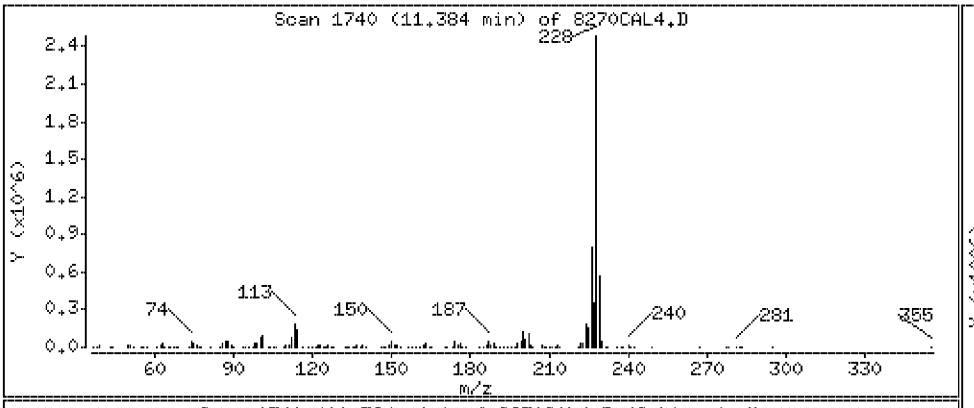

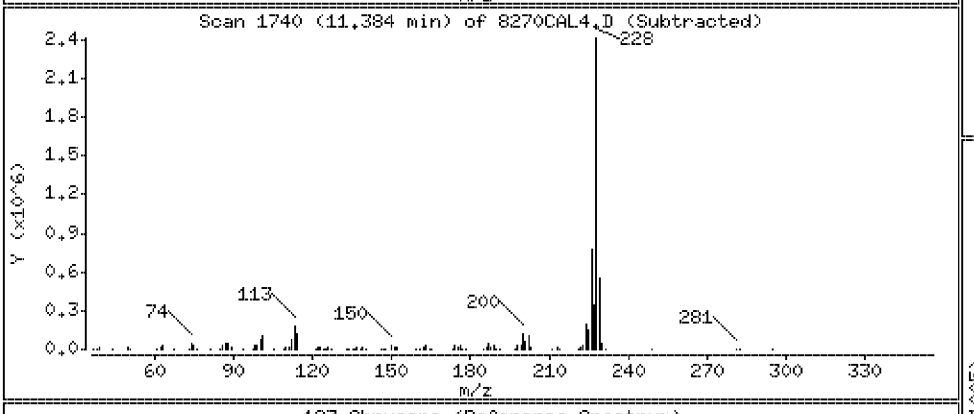

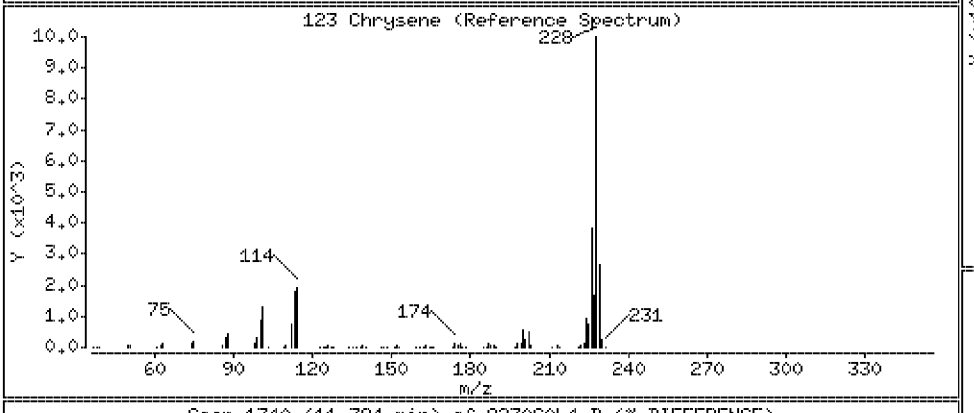

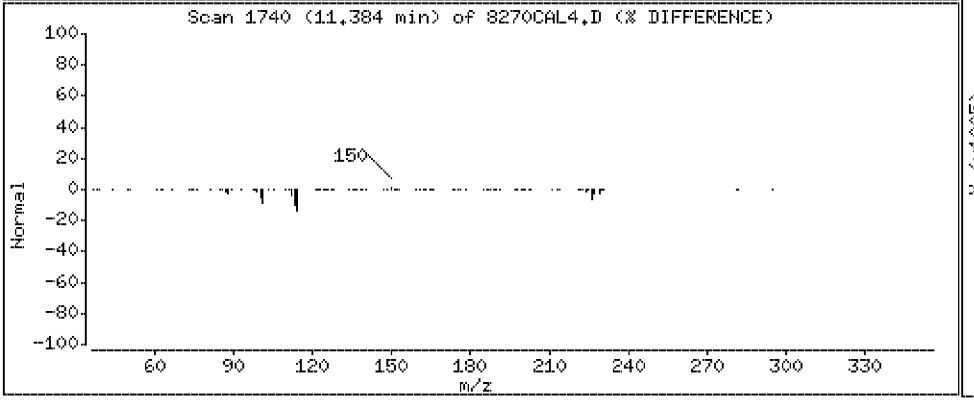

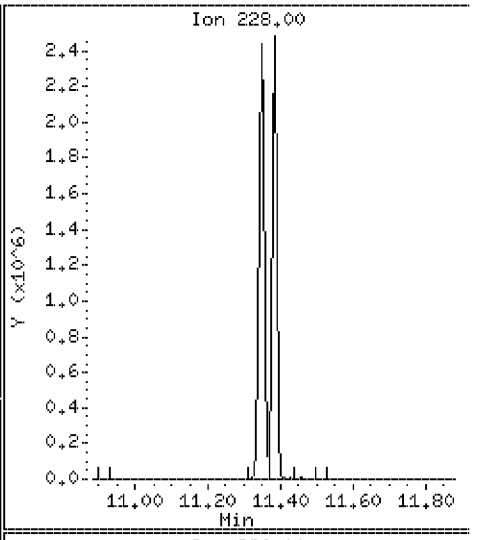

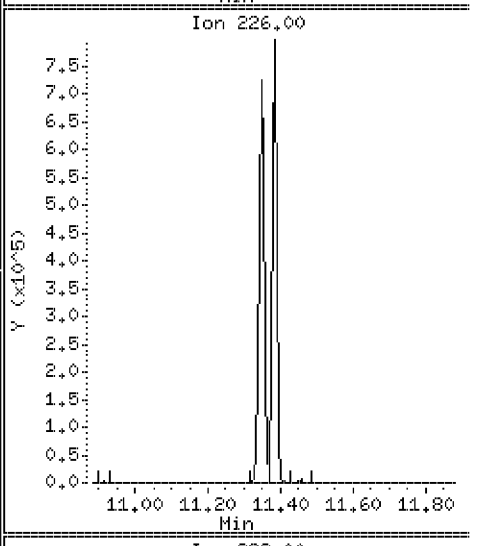

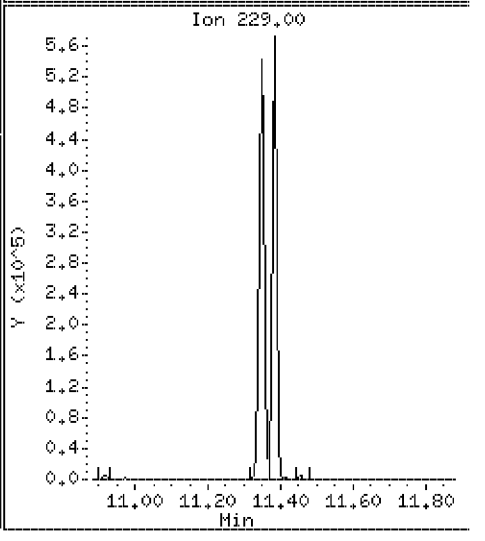

Data File: \\Svecd04\DD\chem\smsd03.i\S3042312.b\8270CAL4.D

Date : 23-APR-2012 11:34

Client ID: 8270CAL4

Instrument: smsd03.i

Sample Info: 45924

Purge Volume: 1000.0

Operator: PEL

Column phase: HPMS-5

Column diameter: 0.25

124 Bis-2-Ethylhexylphthalate

Concentration: 47.8 ug/l

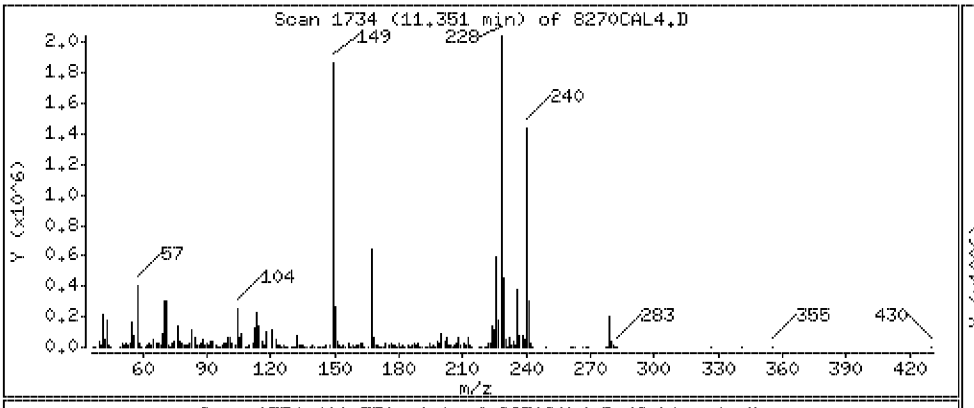

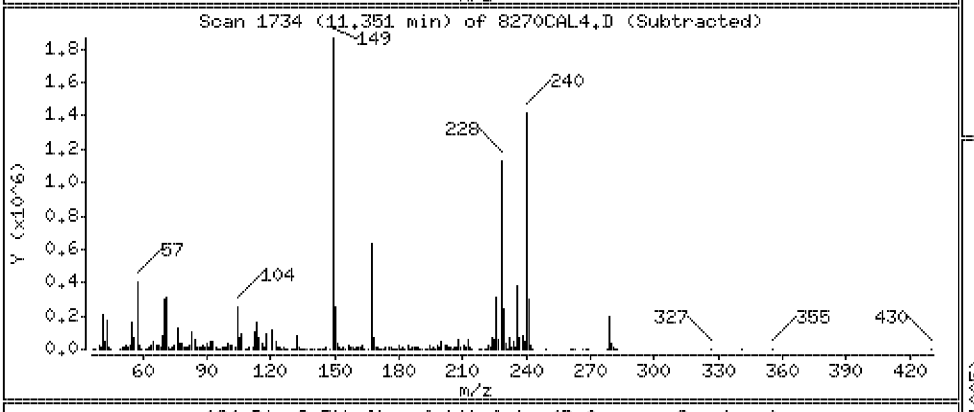

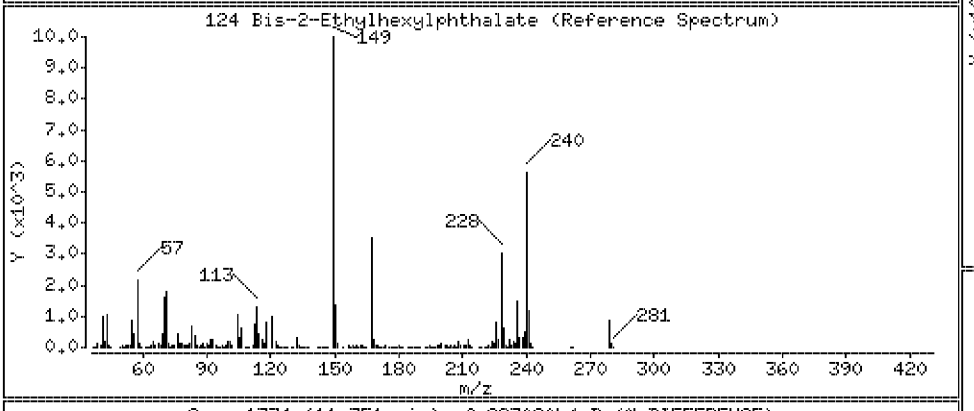

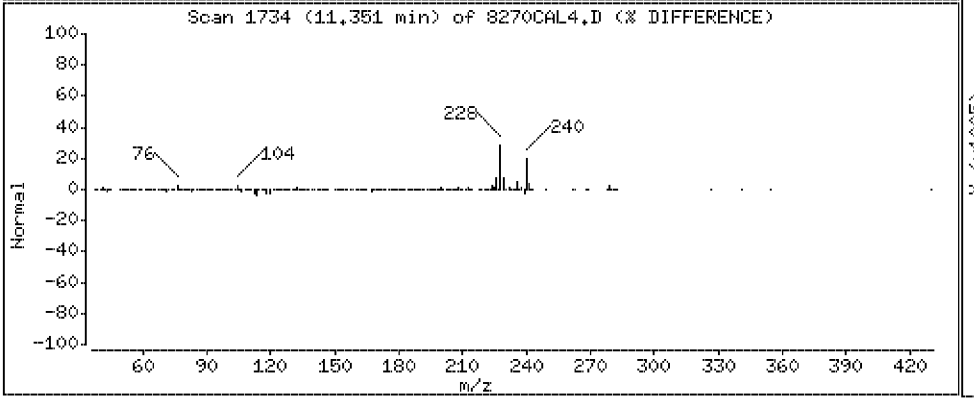

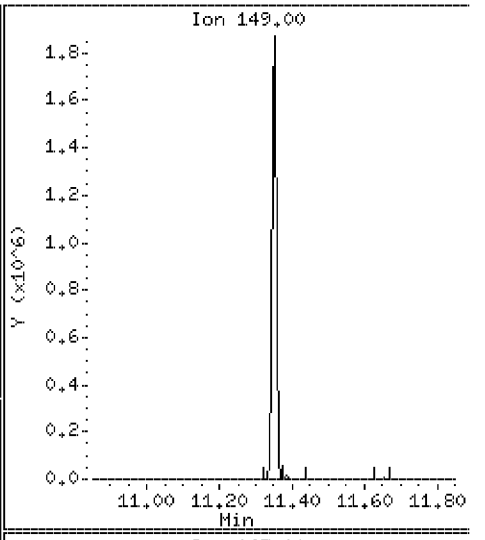

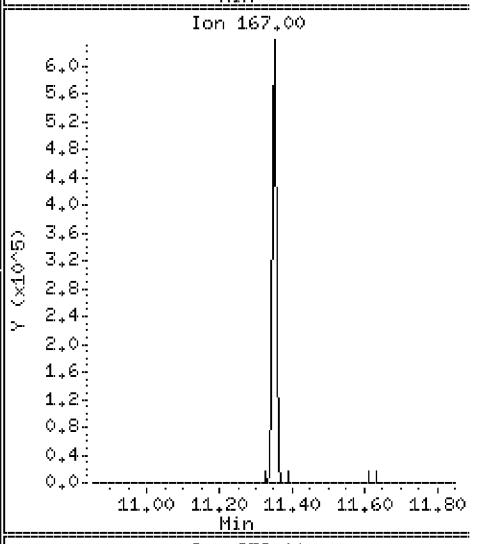

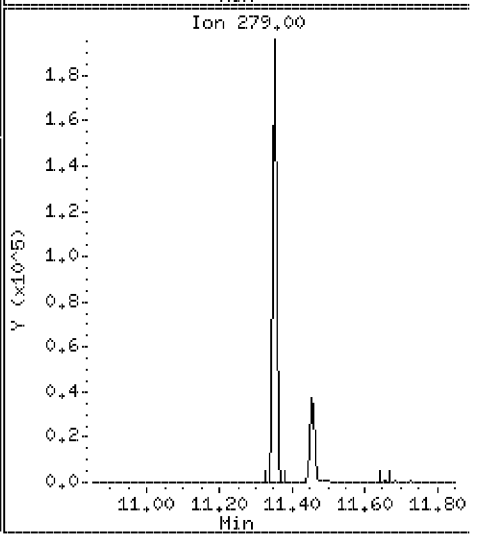

Data File: \\Svecd04\DD\chem\smsd03.i\S3042312.b\8270CAL4.D

Date : 23-APR-2012 11:34

Client ID: 8270CAL4 Instrument: smsd03.i

Sample Info: 45924

Purge Volume: 1000.0 Operator: PEL

Column phase: HPMS-5 Column diameter: 0.25

125 Di-n-octylphthalate Concentration: 48.8 ug/l

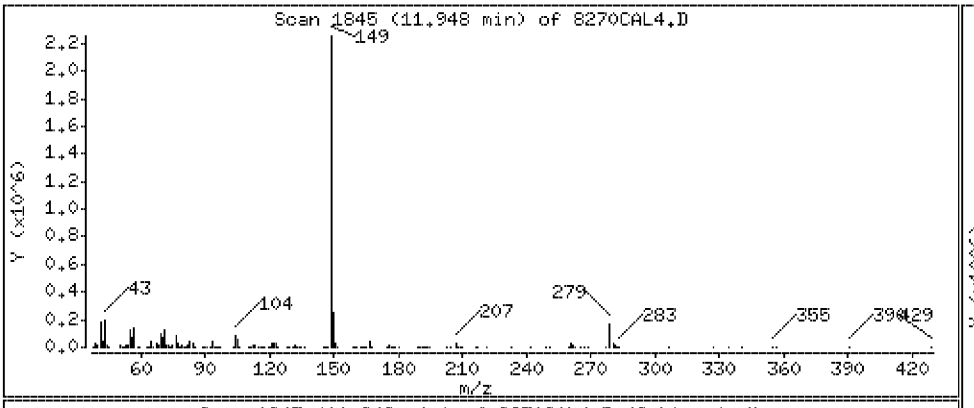

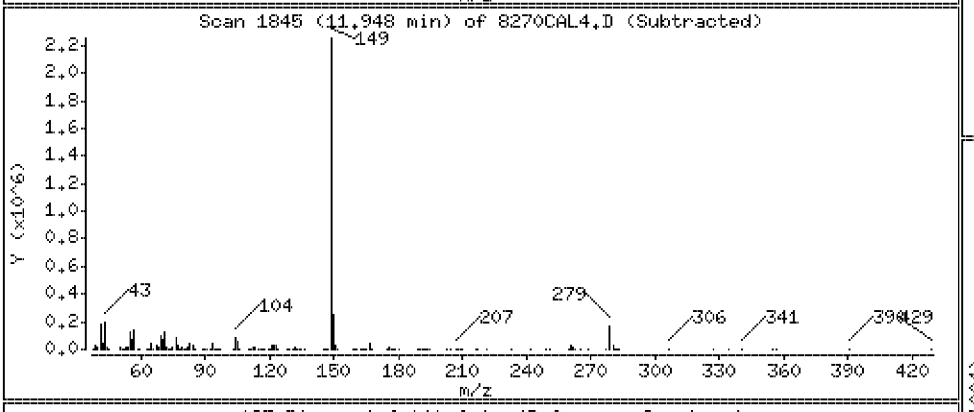

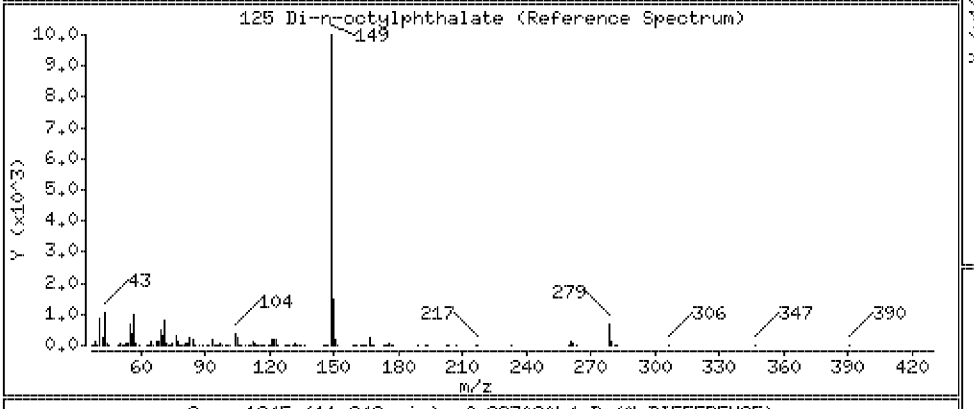

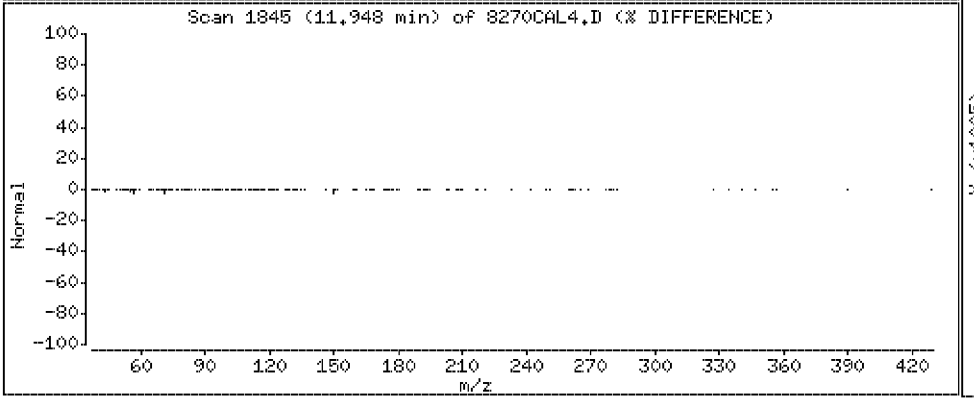

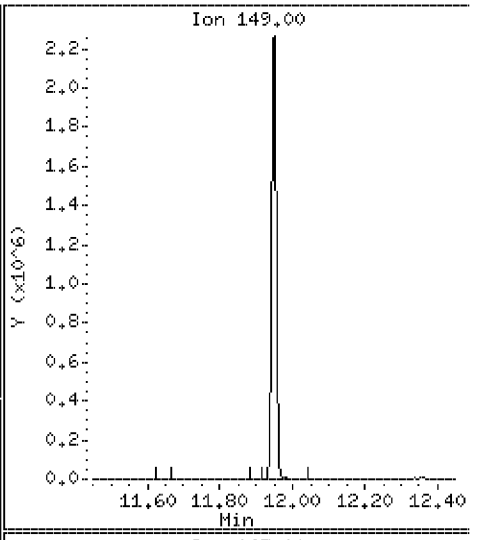

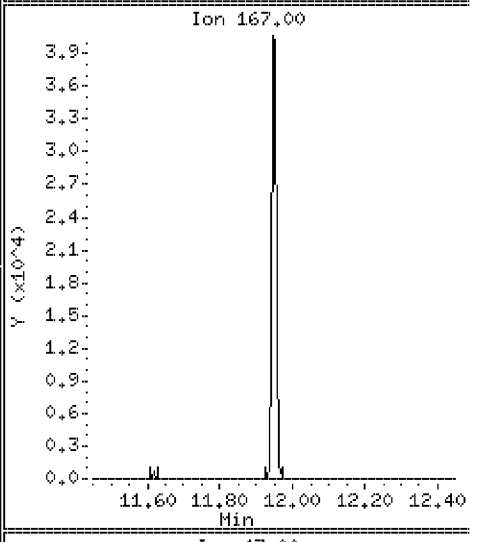

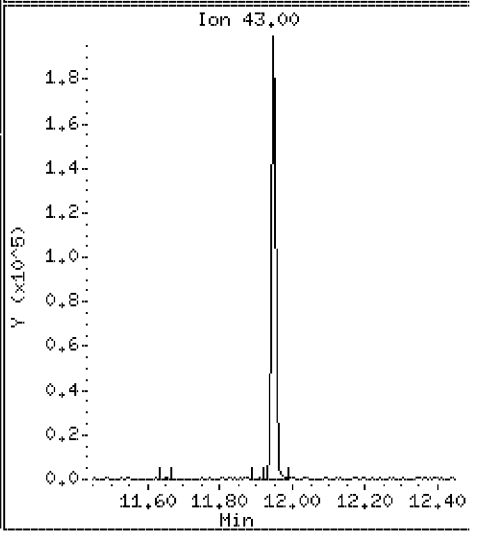

Data File: \\Svecd04\DD\chem\smsd03.i\S3042312.b\8270CAL4.D

Date : 23-APR-2012 11:34

Client ID: 8270CAL4 Instrument: smsd03.i

Sample Info: 45924

Purge Volume: 1000.0 Operator: PEL

Column phase: HPMS-5 Column diameter: 0.25

127 Benzo[b]fluoranthene Concentration: 46.4 ug/l

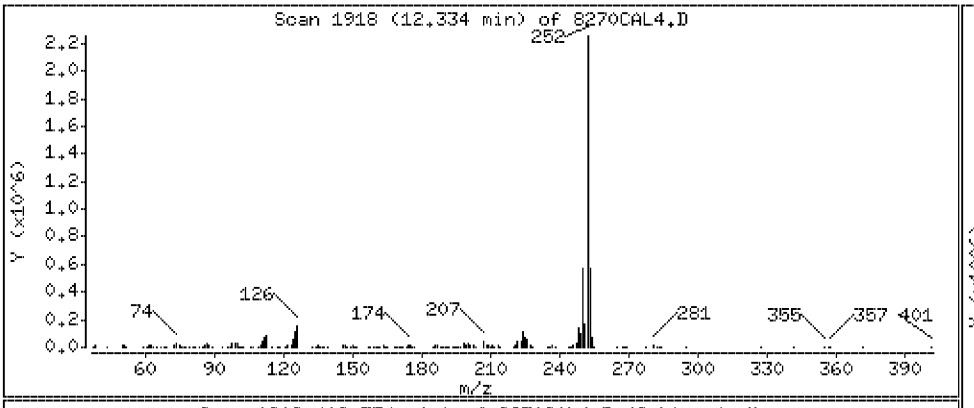

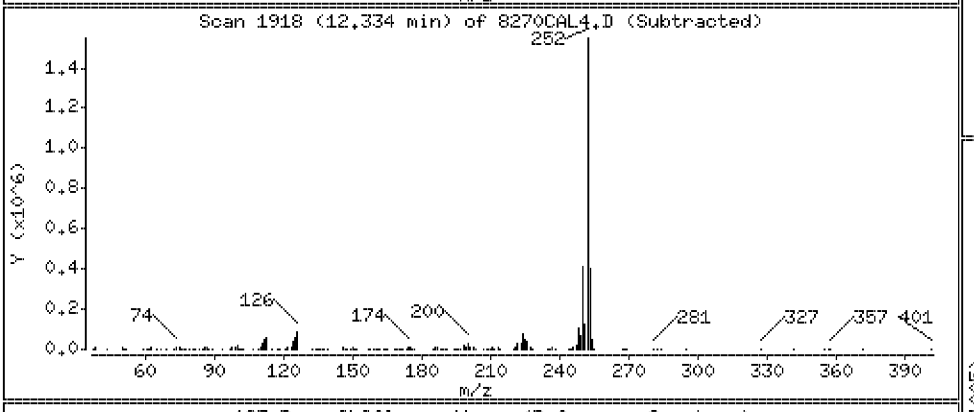

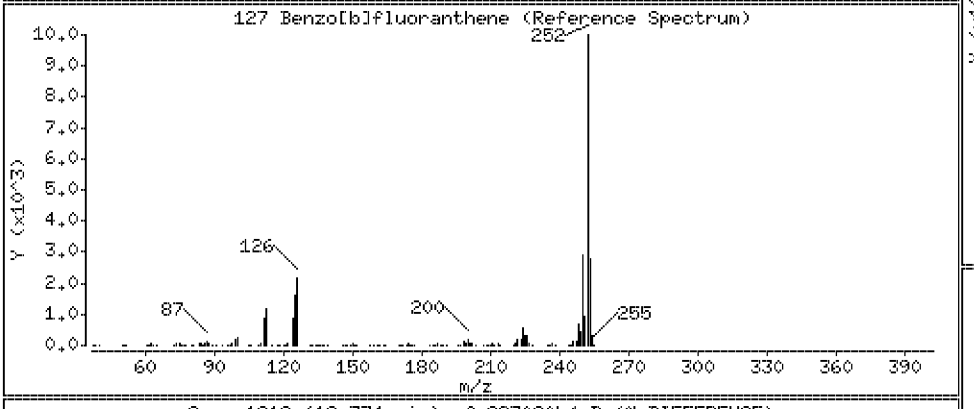

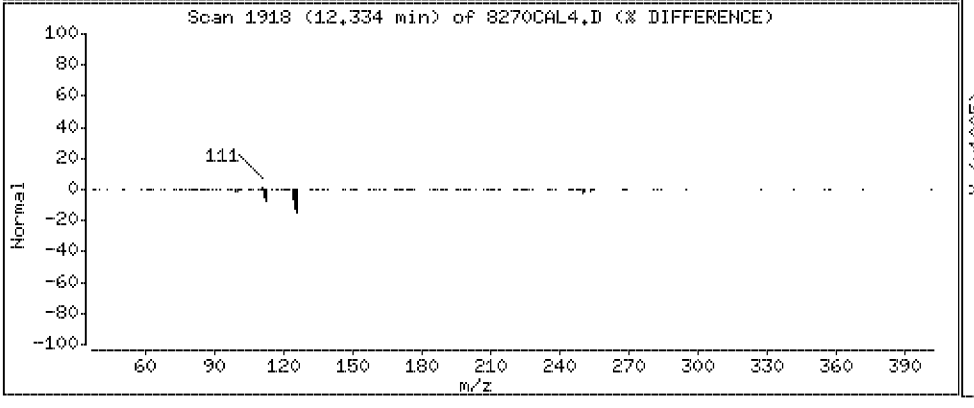

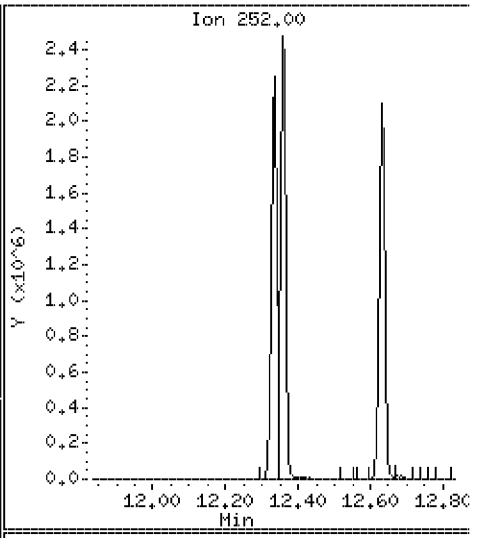

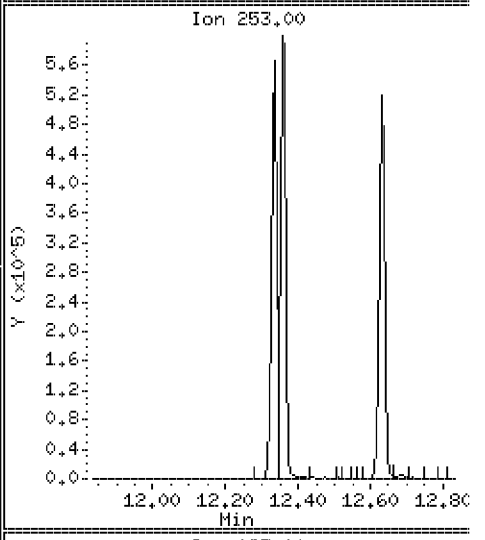

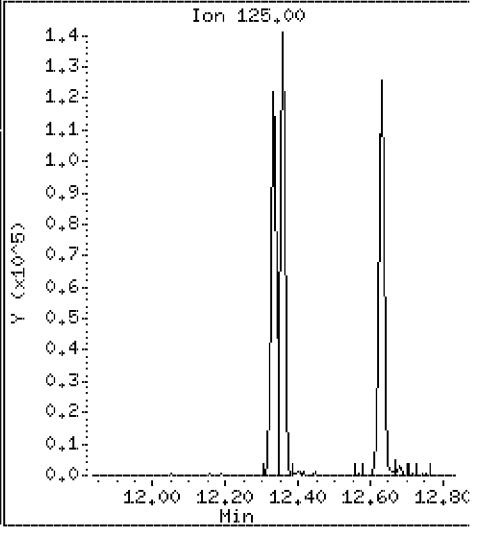

Data File: \\Svecd04\DD\chem\smsd03.i\S3042312.b\8270CAL4.D

Date : 23-APR-2012 11:34

Client ID: 8270CAL4 Instrument: smsd03.i

Sample Info: 45924

Purge Volume: 1000.0 Operator: PEL

Column phase: HPMS-5 Column diameter: 0.25

128 Benzo[k]fluoranthene Concentration: 48.5 ug/l

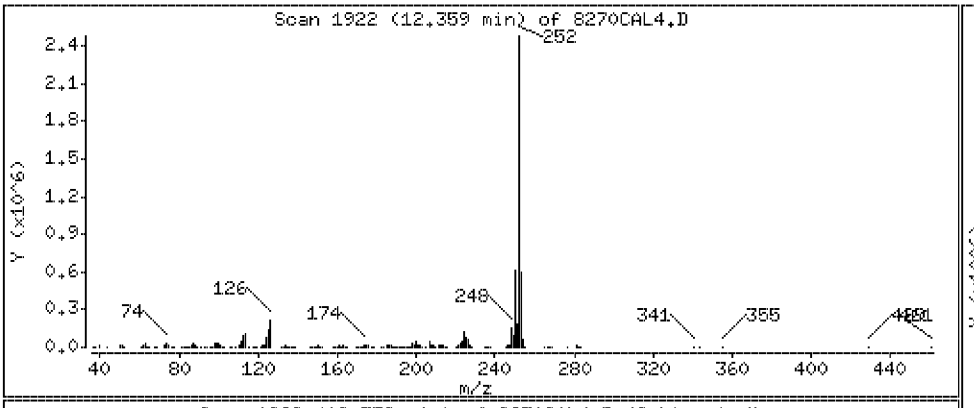

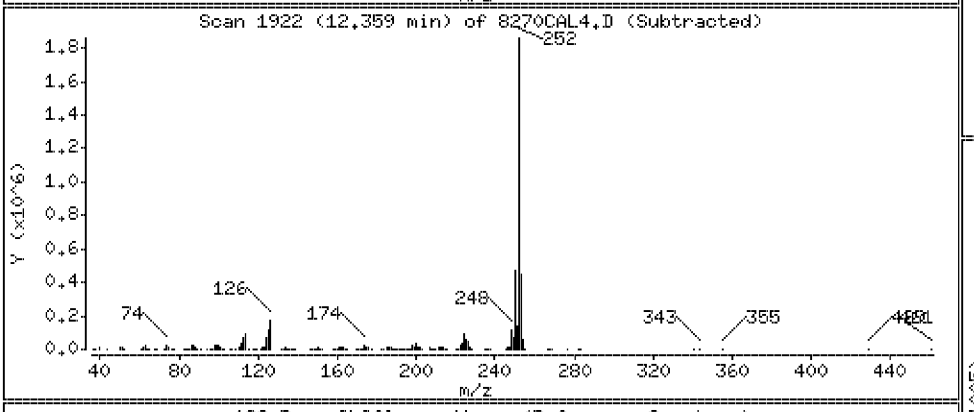

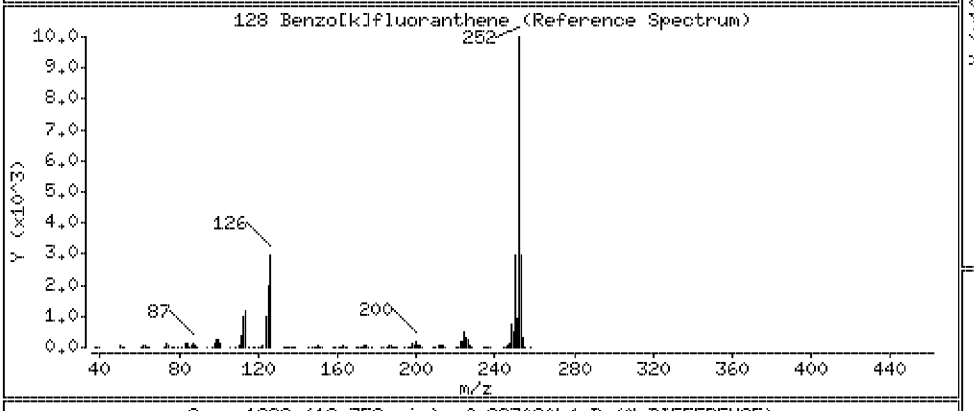

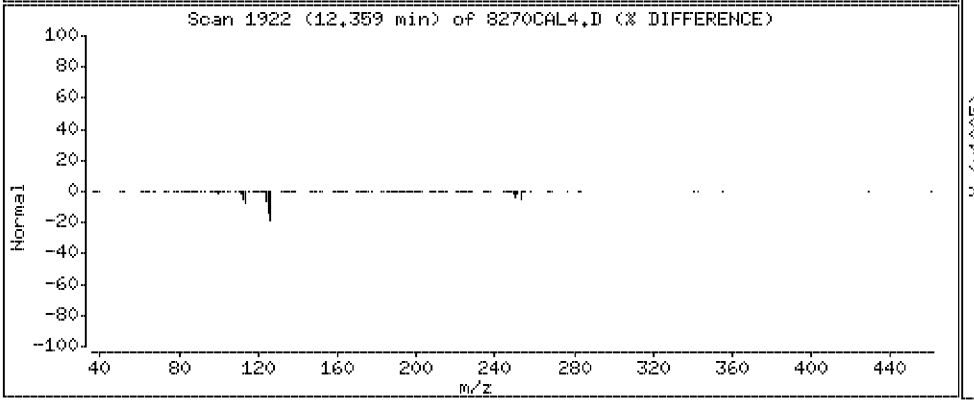

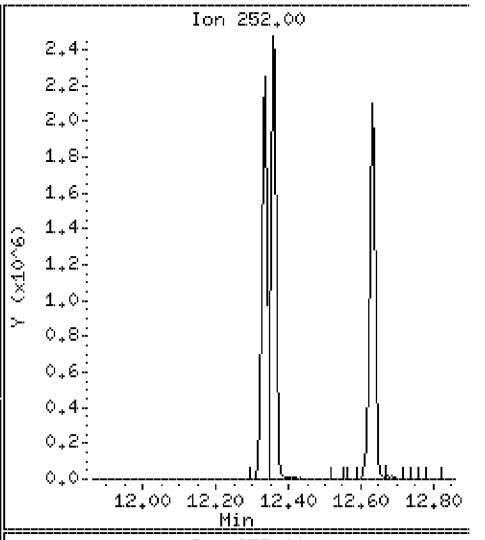

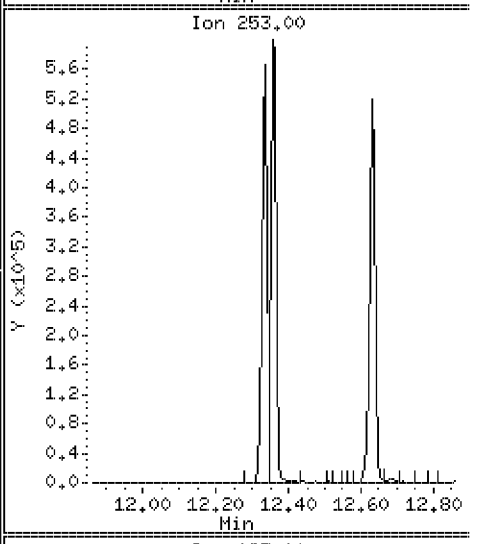

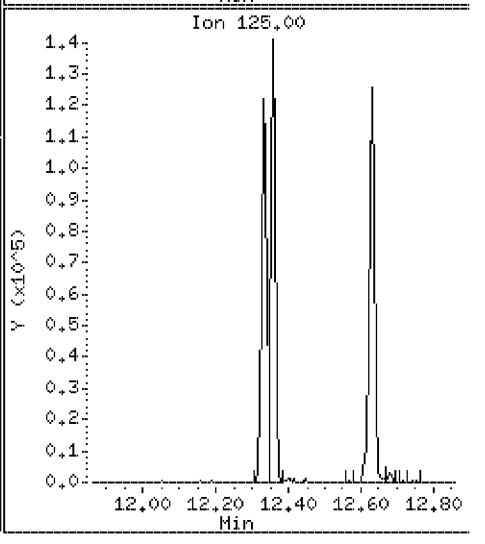

Data File: \\Svecd04\DD\chem\smsd03.i\S3042312.b\8270CAL4.D

Date : 23-APR-2012 11:34

Client ID: 8270CAL4 Instrument: smsd03.i

Sample Info: 45924

Purge Volume: 1000.0 Operator: PEL

Column phase: HPMS-5 Column diameter: 0.25

129 Benzo[a]pyrene Concentration: 47.2 ug/l

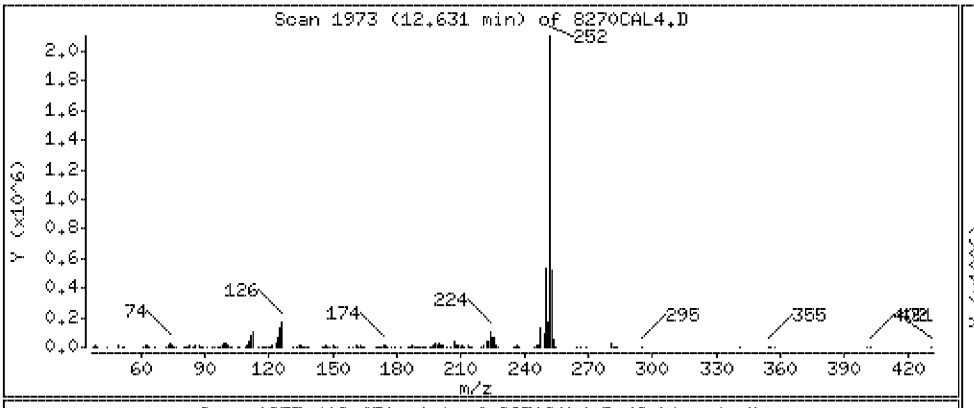

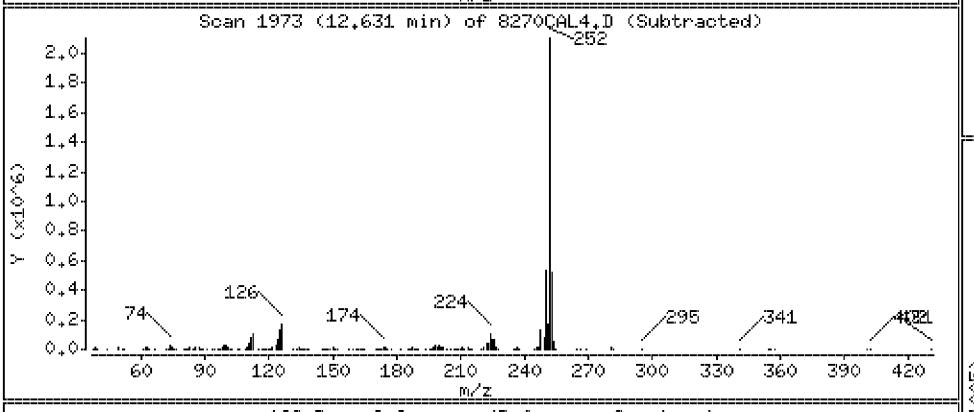

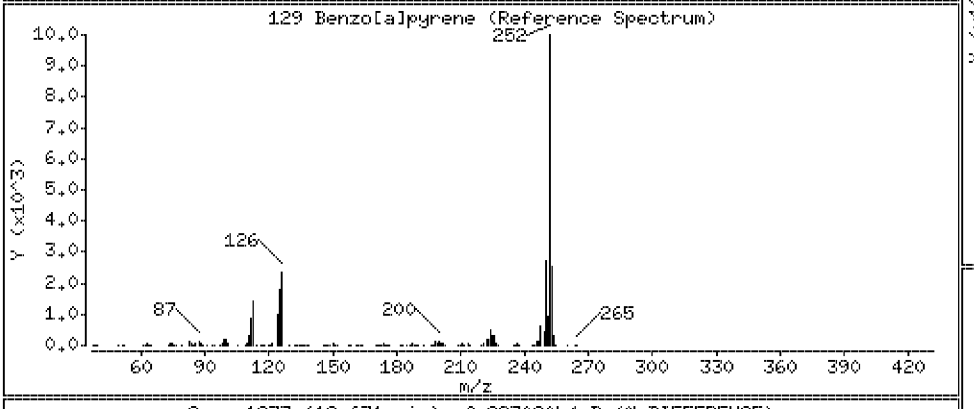

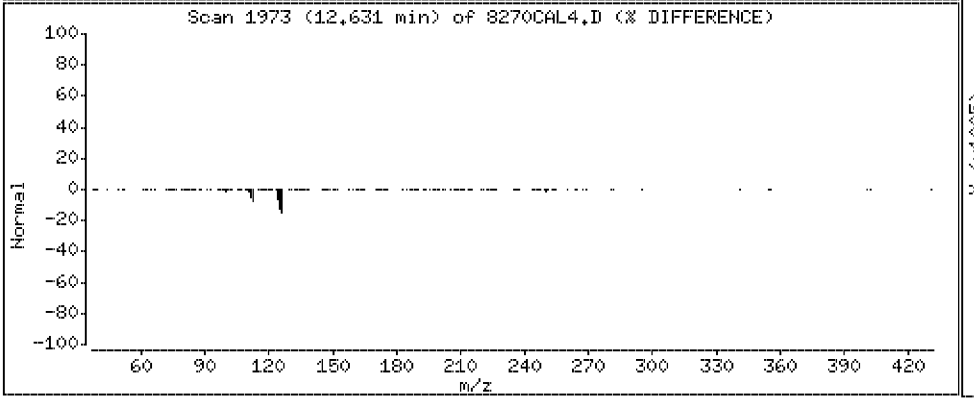

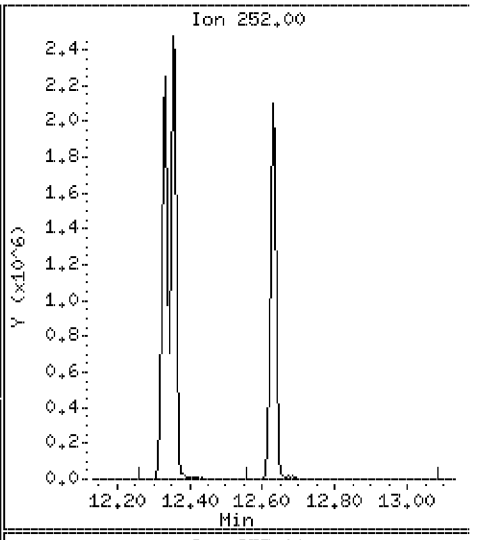

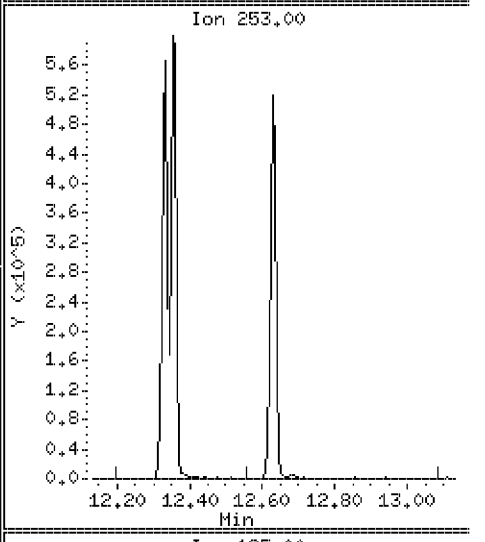

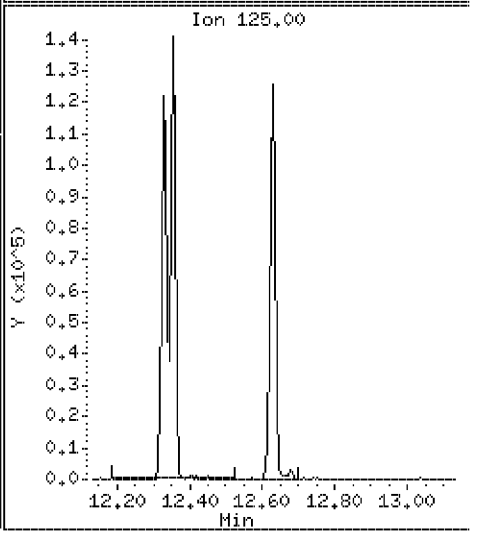

Data File: \\Svecd04\DD\chem\smsd03.i\S3042312.b\8270CAL4.D

Date : 23-APR-2012 11:34

Client ID: 8270CAL4

Instrument: smsd03.i

Sample Info: 45924

Purge Volume: 1000.0

Operator: PEL

Column phase: HPMS-5

Column diameter: 0.25

133 Indeno[1,2,3-cd]pyrene

Concentration: 46.8 ug/l

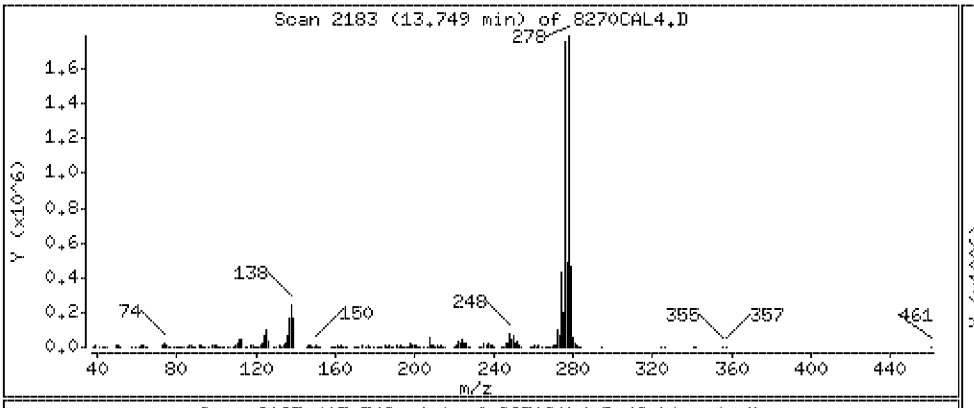

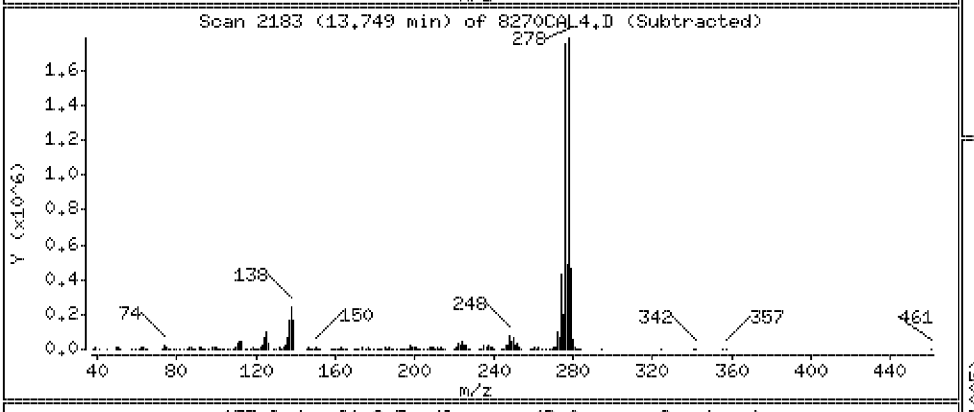

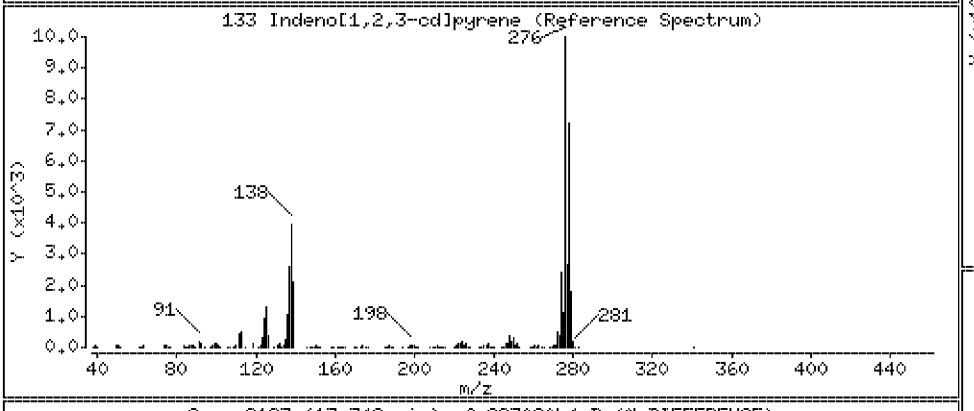

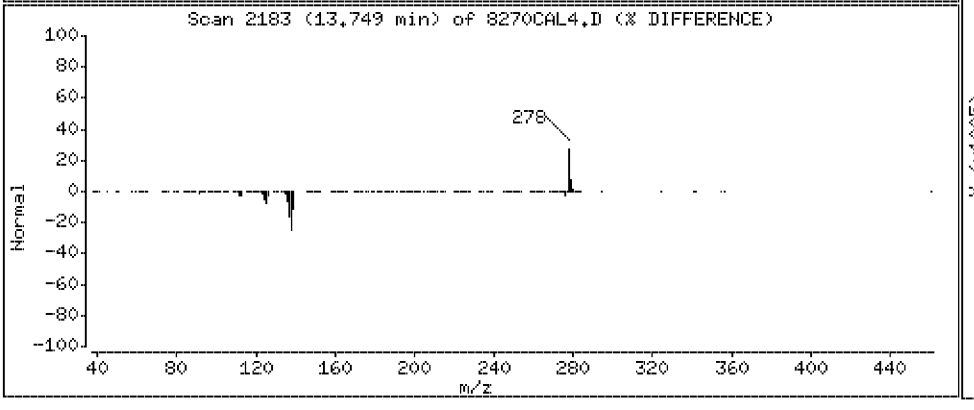

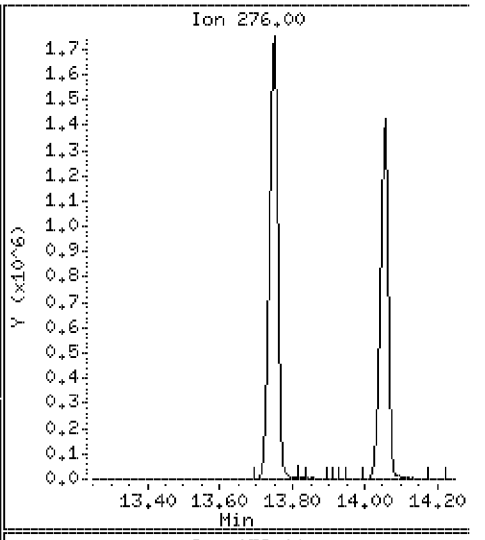

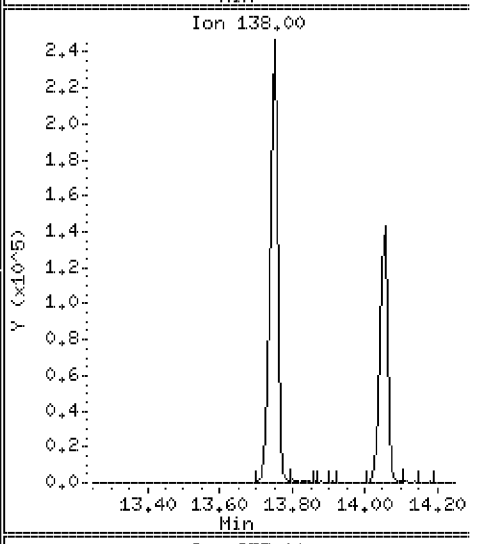

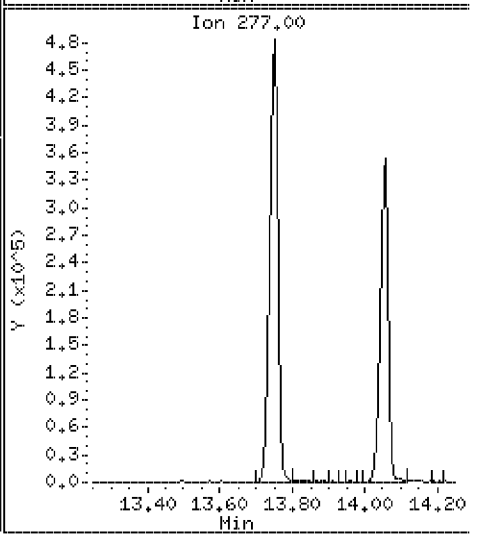

Data File: \\Svecd04\DD\chem\smsd03.i\S3042312.b\8270CAL4.D

Date : 23-APR-2012 11:34

Client ID: 8270CAL4 | Instrument: smsd03.i

Sample Info: 45924

Purge Volume: 1000.0 | Operator: PEL

Column phase: HPMS-5 | Column diameter: 0.25

134 Dibenz[a,h]anthracene | Concentration: 47.4 ug/l

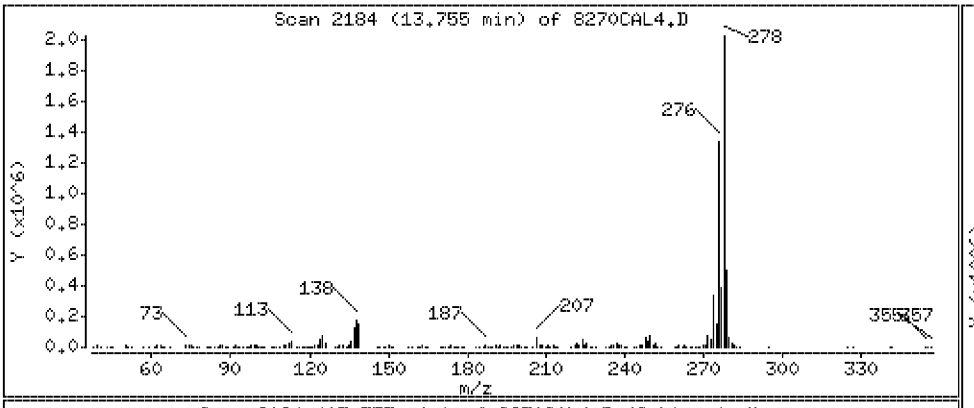

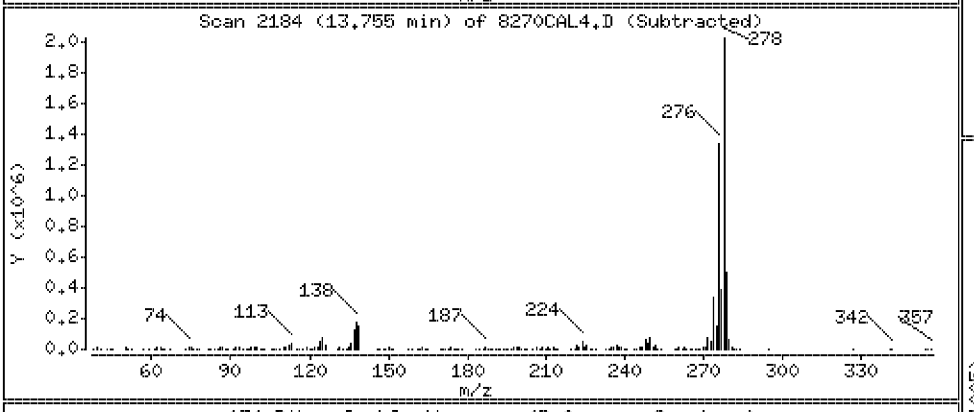

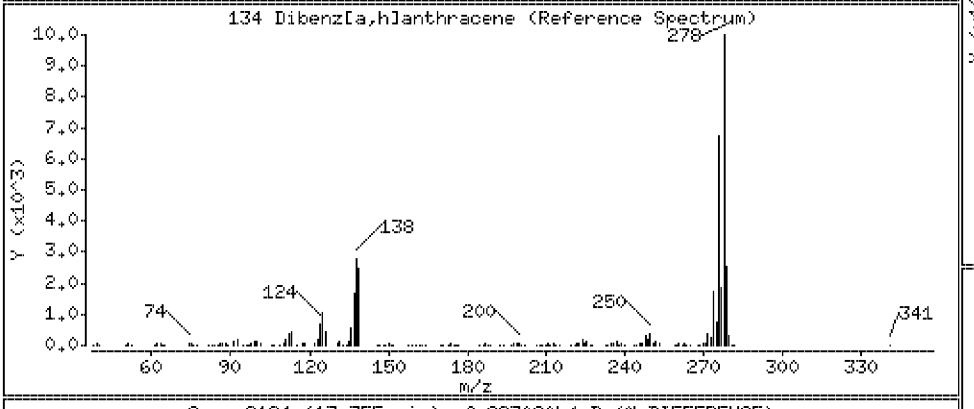

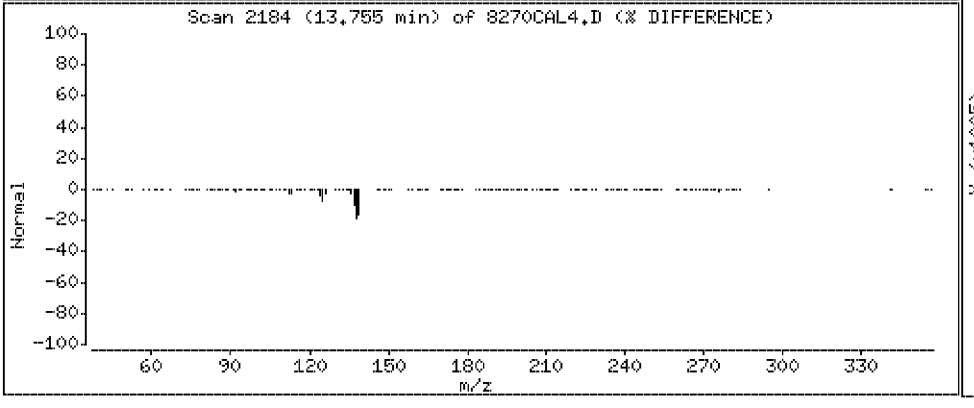

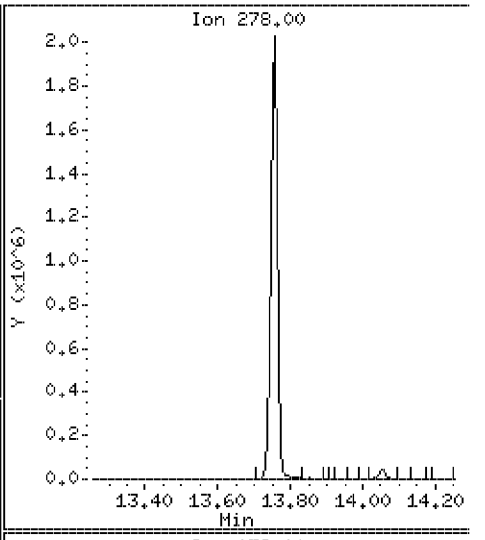

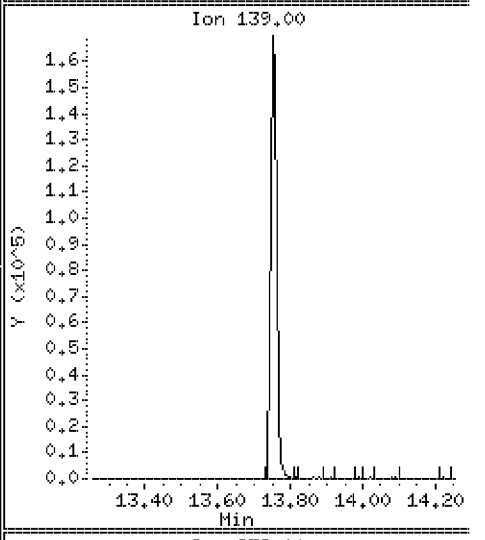

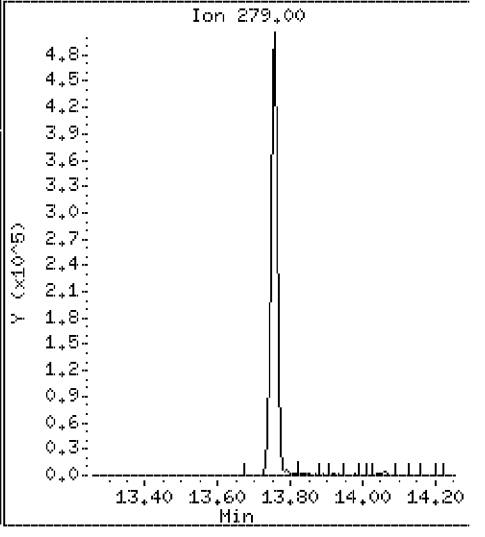

Data File: \\Svecd04\DD\chem\smsd03.i\S3042312.b\8270CAL4.D

Date : 23-APR-2012 11:34

Client ID: 8270CAL4 Instrument: smsd03.i

Sample Info: 45924

Purge Volume: 1000.0 Operator: PEL

Column phase: HPMS-5 Column diameter: 0.25

135 Benzo[g,h,i]perylene Concentration: 46.5 ug/l

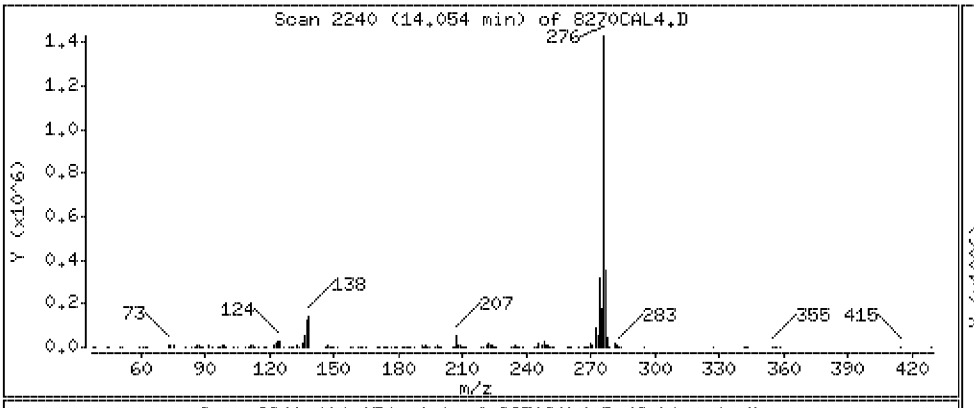

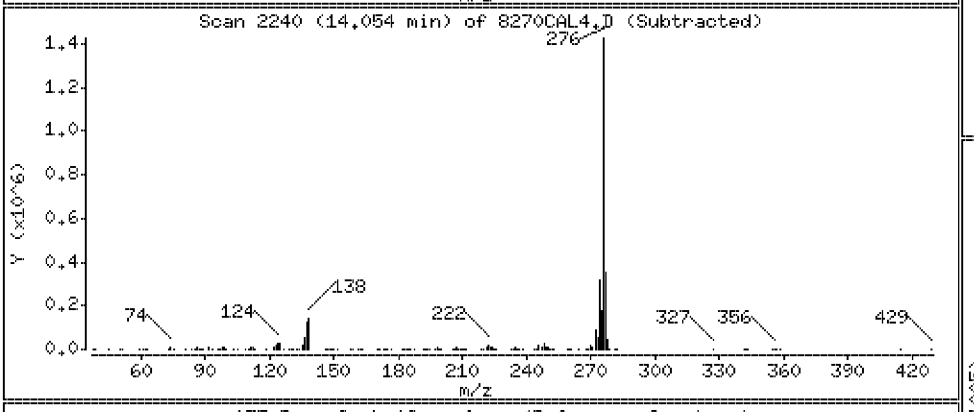

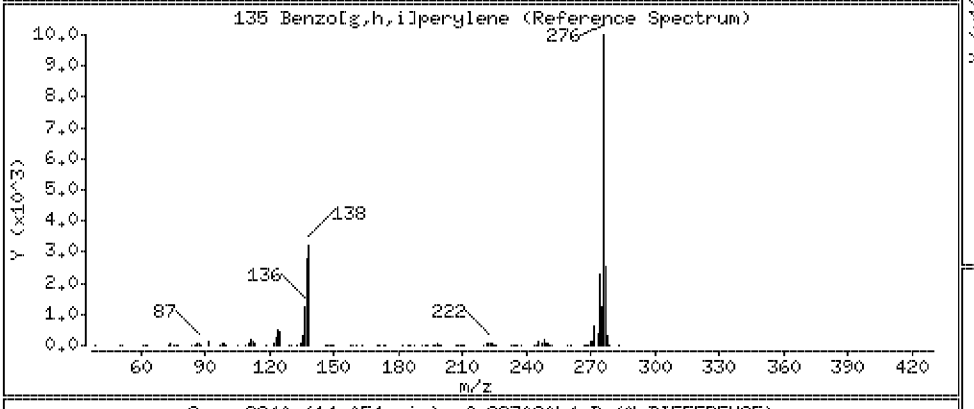

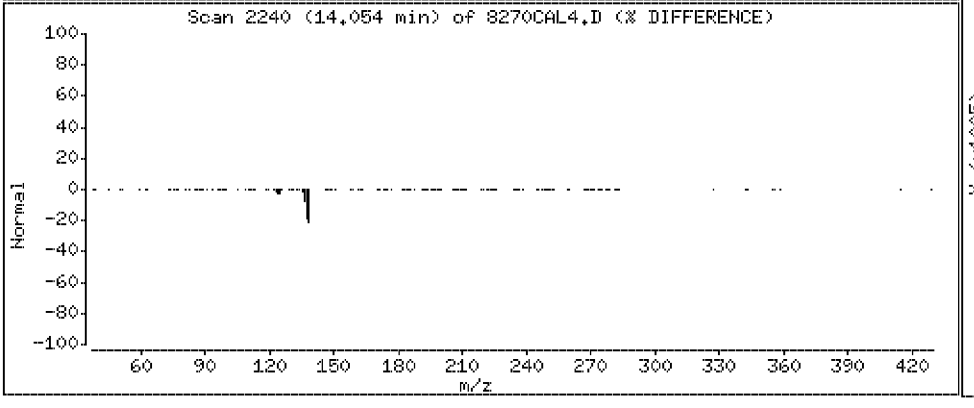

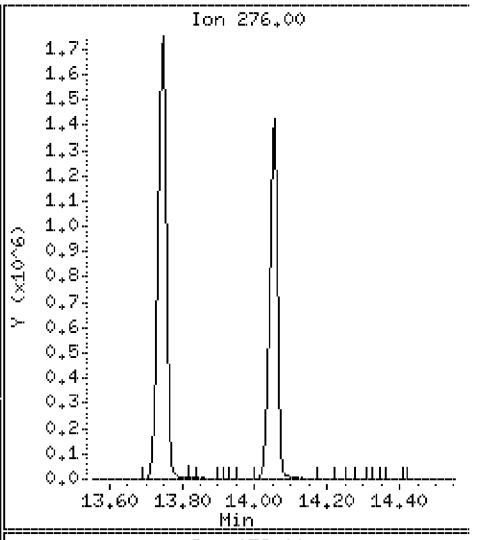

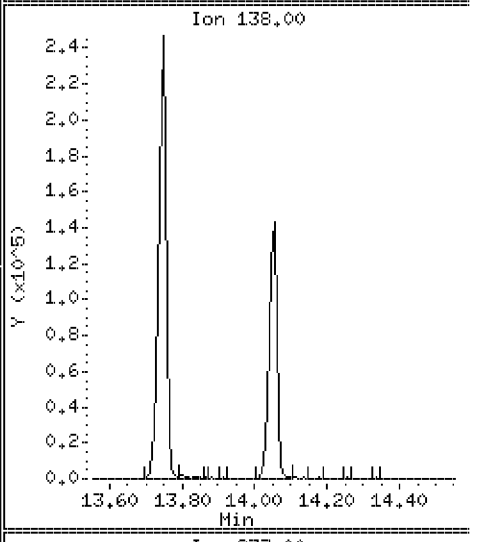

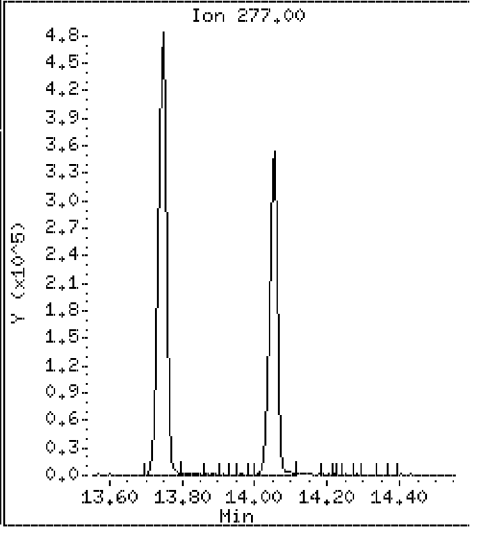

PEL Laboratories, Inc.

Data file : \\Svecd04\DD\chem\smsd03.i\S3042312.b\8270CAL3.D
Lab Smp Id: 45925 Client Smp ID: 8270CAL3
Inj Date : 23-APR-2012 11:58 MS Autotune Date: 12-SEP-2011 18:58
Operator : PEL Inst ID: smsd03.i
Smp Info : 45925
Misc Info :
Comment :
Method : \\Svecd04\DD\chem\smsd03.i\S3042312.b\8270bcs.m
Meth Date : 25-Apr-2012 09:57 mjacobs Quant Type: ISTD
Cal Date : 23-APR-2012 11:34 Cal File: 8270CAL4.D
Als bottle: 5 Calibration Sample, Level: 3
Dil Factor: 1.00000
Integrator: HP Genie Compound Sublist: 8270caln.sub
Target Version: 4.14 Sample Matrix: WATER

Concentration Formula: Amt * DF * (1/(Vo/1000))*Vf * CpndVariable

Name	Value	Description
DF	1.000	Dilution Factor
Vo	1000.000	Volume of sample extracted (mL)
Vf	1.000	Final Volume
Cpnd Variable		Local Compound Variable

RT	EXP RT	REL RT	MASS	RESPONSE	AMOUNTS CAL-AMT (ug/ml)	AMOUNTS ON-COL (ug/ml)	TARGET RANGE	RATIO
2 Pyridine						CAS #: 110-86-1		
2.387	2.381	(0.537)	79	252048	20.0000	20.3	80.00- 120.00	100.00
2.387	2.381	(0.537)	52	92628			7.01- 67.01	36.75
M 16 Cresols (Total)						CAS #: 1319-77-3		
				407826	40.0000			(a)
1 N-Nitrosodimethylamine						CAS #: 62-75-9		
2.339	2.338	(0.526)	42	112465	20.0000	20.0	80.00- 120.00	100.00
2.339	2.338	(0.526)	74	159051			112.35- 172.35	141.42
2.339	2.338	(0.526)	44	6770			0.00- 34.21	6.02
$ 6 2-Fluorophenol (SURR)						CAS #: 367-12-4		
3.384	3.383	(0.761)	112	384150	40.0000	40.2	80.00- 120.00	100.00
3.384	3.383	(0.761)	64	237325			33.15- 93.15	61.78
$ 11 Phenol-d5 (SURR)						CAS #: 4165-62-2		
4.138	4.139	(0.930)	99	501665	40.0000	39.1	80.00- 120.00	100.00
4.137	4.139	(0.930)	42	96679			0.00- 48.89	19.27
4.137	4.139	(0.930)	71	270959			23.76- 83.76	54.01
13 Phenol						CAS #: 108-95-2		
4.149	4.151	(0.933)	94	279057	20.0000	19.2	80.00- 120.00	100.00

RT	EXP RT	REL RT	MASS	RESPONSE	AMOUNTS CAL-AMT (ug/ml)	AMOUNTS ON-COL (ug/ml)	TARGET RANGE	RATIO
13 Phenol (continued)								
4.151	4.151	(0.933)	65	175591			31.39- 91.39	62.92
4.162	4.151	(0.936)	66	317693			81.48- 141.48	113.85
10 Aniline						CAS #: 62-53-3		
4.165	4.166	(0.937)	93	315682	20.0000	20.5	80.00- 120.00	100.00
4.151	4.166	(0.933)	65	175595			26.91- 86.91	55.62
4.162	4.166	(0.936)	66	317696			73.34- 133.34	100.64
14 Bis(2-Chloroethyl)ether						CAS #: 111-44-4		
4.206	4.210	(0.946)	93	182422	20.0000	20.0	80.00- 120.00	100.00
4.206	4.210	(0.946)	63	129161			42.30- 102.30	70.80
4.207	4.210	(0.946)	95	58225			1.53- 61.53	31.92
15 2-Chlorophenol						CAS #: 95-57-8		
4.276	4.278	(0.962)	128	189955	20.0000	19.8	80.00- 120.00	100.00
4.275	4.278	(0.961)	64	97419			20.72- 80.72	51.29
4.277	4.278	(0.962)	130	62307			2.39- 62.39	32.80
17 1,3-Dichlorobenzene						CAS #: 541-73-1		
4.400	4.401	(0.989)	146	234898	20.0000	20.0	80.00- 120.00	100.00
4.400	4.401	(0.989)	148	157480			36.16- 96.16	67.04
4.399	4.401	(0.989)	111	104063			16.14- 76.14	44.30
* 18 1,4-Dichlorobenzene-d4						CAS #: 3855-82-1		
4.447	4.448	(1.000)	152	330824	40.0000		80.00- 120.00	100.00
4.446	4.448	(1.000)	115	202809			32.20- 92.20	61.30
4.447	4.448	(1.000)	150	524522			139.77- 199.77	158.55
19 1,4-Dichlorobenzene						CAS #: 106-46-7		
4.461	4.462	(1.003)	146	242955	20.0000	19.6	80.00- 120.00	100.00
4.461	4.462	(1.003)	148	162015			38.09- 98.09	66.69
4.461	4.462	(1.003)	111	111147			14.50- 74.50	45.75
21 Benzyl alcohol						CAS #: 100-51-6		
4.564	4.567	(1.026)	108	124301	20.0000	19.0	80.00- 120.00	100.00
4.564	4.567	(1.026)	79	226216			152.29- 212.29	181.99
4.564	4.567	(1.026)	77	158628			97.26- 157.26	127.62
20 1,2-Dichlorobenzene						CAS #: 95-50-1		
4.599	4.599	(1.034)	146	224057	20.0000	19.9	80.00- 120.00	100.00
4.599	4.599	(1.034)	148	147034			38.32- 98.32	65.62
4.599	4.599	(1.034)	111	100539			18.14- 78.14	44.87
22 2-Methylphenol						CAS #: 95-48-7		
4.670	4.671	(1.050)	107	163924	20.0000	18.9	80.00- 120.00	100.00
4.670	4.671	(1.050)	108	186365			82.43- 142.43	113.69
4.671	4.671	(1.050)	79	145683			55.43- 115.43	88.87
23 2,2'-oxybis(1-chloropropane)						CAS #: 108-60-1		
4.674	4.675	(1.051)	45	124110	20.0000	19.4	80.00- 120.00	100.00
4.671	4.675	(1.050)	77	166381			102.98- 162.98	134.06
4.675	4.675	(1.051)	121	61241			24.22- 84.22	49.34

RT	EXP RT	REL RT	MASS	RESPONSE	AMOUNTS CAL-AMT (ug/ml)	AMOUNTS ON-COL (ug/ml)	TARGET RANGE	RATIO
28 4-Methylphenol						CAS #: 106-44-5		
4.806	4.808	(1.081)	107	243902	20.0000	19.5	80.00- 120.00	100.00
4.806	4.808	(1.081)	108	192078			50.54- 110.54	78.75
4.806	4.808	(1.081)	79	79259			2.76- 62.76	32.50
26 N-Nitrosodinpropylamine						CAS #: 621-64-7		
4.795	4.798	(1.078)	70	187833	20.0000	19.3	80.00- 120.00	100.00
4.795	4.798	(1.078)	42	70496			6.87- 66.87	37.53
4.796	4.798	(1.078)	130	36328			0.00- 49.23	19.34
30 Hexachloroethane						CAS #: 67-72-1		
4.901	4.902	(1.102)	117	95012	20.0000	19.4	80.00- 120.00	100.00
4.902	4.902	(1.102)	201	111949			90.07- 150.07	117.83
4.902	4.902	(1.102)	199	70107			43.69- 103.69	73.79
$ 31 Nitrobenzene-d5 (SURR)						CAS #: 4165-60-0		
4.941	4.944	(0.881)	82	294283	20.0000	19.9	80.00- 120.00	100.00
4.942	4.944	(0.881)	128	95077			2.76- 62.76	32.31
4.941	4.944	(0.881)	54	113075			7.08- 67.08	38.42
32 Nitrobenzene						CAS #: 98-95-3		
4.958	4.962	(0.884)	77	289837	20.0000	19.8	80.00- 120.00	100.00
4.959	4.962	(0.884)	123	95260			4.18- 64.18	32.87
4.959	4.962	(0.884)	65	42526			0.00- 45.17	14.67
34 Isophorone						CAS #: 78-59-1		
5.172	5.176	(0.922)	82	347674	20.0000	19.8	80.00- 120.00	100.00
5.173	5.176	(0.922)	138	57175			0.00- 46.29	16.45
5.171	5.176	(0.922)	95	30258			0.00- 39.21	8.70
35 2-Nitrophenol						CAS #: 88-75-5		
5.252	5.253	(0.936)	139	108389	20.0000	20.0	80.00- 120.00	100.00
5.251	5.253	(0.936)	65	76964			43.34- 103.34	71.01
5.251	5.253	(0.936)	109	54276			20.91- 80.91	50.08
36 2,4-Dimethylphenol						CAS #: 105-67-9		
5.292	5.294	(0.944)	122	163843	20.0000	19.7	80.00- 120.00	100.00
5.291	5.294	(0.943)	107	229289			111.45- 171.45	139.94
5.291	5.294	(0.943)	121	97909			28.89- 88.89	59.76
38 Bis(2-Chloroethoxy)methane						CAS #: 111-91-1		
5.367	5.369	(0.957)	93	237879	20.0000	19.7	80.00- 120.00	100.00
5.367	5.369	(0.957)	95	76409			3.06- 63.06	32.12
5.368	5.369	(0.957)	123	32516			0.00- 44.40	13.67
40 Benzoic Acid						CAS #: 65-85-0		
5.378	5.404	(0.959)	122	98639	20.0000	19.8	80.00- 120.00	100.00(H)
5.377	5.404	(0.959)	105	134386			107.67- 167.67	136.24
5.377	5.404	(0.959)	77	131831			104.37- 164.37	133.65
41 2,4-Dichlorophenol						CAS #: 120-83-2		
5.488	5.490	(0.979)	162	192036	20.0000	19.6	80.00- 120.00	100.00
5.489	5.490	(0.979)	164	126206			36.50- 96.50	65.72

RT	EXP RT	REL RT	MASS	RESPONSE	AMOUNTS CAL-AMT (ug/ml)	AMOUNTS ON-COL (ug/ml)	TARGET RANGE	RATIO
41 2,4-Dichlorophenol (continued)								
5.488	5.490	(0.979)	98	65635			5.73- 65.73	34.18
42 1,2,4-Trichlorobenzene						CAS #: 120-82-1		
5.553	5.555	(0.990)	180	235702	20.0000	19.2	80.00- 120.00	100.00
5.553	5.555	(0.990)	182	231397			67.47- 127.47	98.17
5.553	5.555	(0.990)	145	67534			0.00- 58.13	28.65
* 43 Naphthalene-d8						CAS #: 1146-65-2		
5.608	5.610	(1.000)	136	1097651	40.0000		80.00- 120.00	100.00
5.608	5.610	(1.000)	68	63536			0.00- 35.51	5.79
44 Naphthalene						CAS #: 91-20-3		
5.628	5.630	(1.004)	128	564017	20.0000	20.0	80.00- 120.00	100.00
5.628	5.630	(1.003)	129	65856			0.00- 41.28	11.68
5.628	5.630	(1.003)	127	76455			0.00- 43.27	13.56
45 4-Chloroaniline						CAS #: 106-47-8		
5.679	5.681	(1.013)	127	234770	20.0000	19.8	80.00- 120.00	100.00
5.679	5.681	(1.013)	129	73668			2.39- 62.39	31.38
5.678	5.681	(1.013)	65	98191			11.54- 71.54	41.82
48 Hexachlorobutadiene						CAS #: 87-68-3		
5.745	5.746	(1.024)	225	186480	20.0000	19.9	80.00- 120.00	100.00
5.745	5.746	(1.024)	223	112429			32.02- 92.02	60.29
5.745	5.746	(1.024)	227	123301			34.54- 94.54	66.12
51 4-Chloro-3-methylphenol						CAS #: 59-50-7		
6.159	6.158	(1.098)	107	187775	20.0000	19.9	80.00- 120.00	100.00
6.159	6.158	(1.098)	144	44892			0.00- 55.95	23.91
6.159	6.158	(1.098)	142	137846			44.47- 104.47	73.41
53 2-Methylnaphthalene						CAS #: 91-57-6		
6.287	6.289	(1.121)	142	399817	20.0000	19.5	80.00- 120.00	100.00
6.287	6.289	(1.121)	141	347464			58.08- 118.08	86.91
54 1-Methylnaphthalene						CAS #: 90-12-0		
6.384	6.385	(1.138)	142	370212	20.0000	19.9	80.00- 120.00	100.00
6.384	6.385	(1.138)	141	325243			61.72- 121.72	87.85
55 Hexachlorocyclopentadiene						CAS #: 77-47-4		
6.443	6.445	(0.882)	237	229992	20.0000	19.8	80.00- 120.00	100.00
6.443	6.445	(0.882)	235	140845			33.37- 93.37	61.24
6.443	6.445	(0.882)	272	31414			0.00- 43.74	13.66
57 2,4,6-Trichlorophenol						CAS #: 88-06-2		
6.621	6.620	(0.906)	196	179086	20.0000	19.5	80.00- 120.00	100.00
6.621	6.620	(0.906)	198	177960			67.07- 127.07	99.37
6.621	6.620	(0.906)	200	56456			1.30- 61.30	31.52
58 2,4,5-Trichlorophenol						CAS #: 95-95-4		
6.569	6.570	(0.899)	196	166947	20.0000	19.7	80.00- 120.00	100.00
6.569	6.570	(0.899)	198	163108			69.46- 129.46	97.70

```
                                          AMOUNTS
                                        CAL-AMT   ON-COL
  RT   EXP RT   REL RT   MASS  RESPONSE (ug/ml)  (ug/ml)   TARGET RANGE    RATIO
 ==== ======== ========  ====  ======== =======  =======   ============    =====

   58 2,4,5-Trichlorophenol (continued)
6.568    6.570 ( 0.899)    97    104746                    34.72-  94.72    62.74
-------------------------------------------------------------------------------
$  59 2-Fluorobiphenyl (SURR)                        CAS #: 321-60-8
6.642    6.644 ( 0.909)   172    565661 20.0000     19.8  80.00- 120.00   100.00
6.642    6.644 ( 0.909)   171    201237                    5.03-  65.03    35.58
-------------------------------------------------------------------------------
   62 2-Chloronaphthalene                            CAS #: 91-58-7
6.760    6.763 ( 0.925)   162    430787 20.0000     19.9  80.00- 120.00   100.00
6.760    6.763 ( 0.925)   164    143250                    4.20-  64.20    33.25
6.759    6.763 ( 0.925)   127    163219                    7.85-  67.85    37.89
-------------------------------------------------------------------------------
   63 2-Nitroaniline                                 CAS #: 88-74-4
6.865    6.869 ( 0.940)    65    149999 20.0000     20.1  80.00- 120.00   100.00
6.865    6.869 ( 0.940)    92     90426                   30.25-  90.25    60.28
6.866    6.869 ( 0.940)   138    122637                   52.43- 112.43    81.76
-------------------------------------------------------------------------------
   65 Dimethylphthalate                              CAS #: 131-11-3
7.035    7.040 ( 0.963)   163    507937 20.0000     20.4  80.00- 120.00   100.00
7.036    7.040 ( 0.963)   194     27737                    0.00-  35.55     5.46
7.035    7.040 ( 0.963)   164     52297                    0.00-  40.55    10.30
-------------------------------------------------------------------------------
   68 Acenaphthylene                                 CAS #: 208-96-8
7.164    7.167 ( 0.981)   152    647847 20.0000     20.3  80.00- 120.00   100.00
7.164    7.167 ( 0.981)   151    127691                    0.00-  50.50    19.71
7.164    7.167 ( 0.981)   153     84919                    0.00-  43.76    13.11
-------------------------------------------------------------------------------
   67 2,6-Dinitrotoluene                             CAS #: 606-20-2
7.097    7.100 ( 0.972)   165    110771 20.0000     19.7  80.00- 120.00   100.00
7.096    7.100 ( 0.971)    89     86933                   49.02- 109.02    78.48
7.096    7.100 ( 0.971)    63     83264                   44.86- 104.86    75.17
-------------------------------------------------------------------------------
   69 3-Nitroaniline                                 CAS #: 99-09-2
7.267    7.271 ( 0.995)   138    101770 20.0000     20.4  80.00- 120.00   100.00
7.268    7.271 ( 0.995)   108     10796                    0.00-  41.32    10.61
7.267    7.271 ( 0.995)    92    134189                  100.05- 160.05   131.86
-------------------------------------------------------------------------------
*  70 Acenaphthene-d10                               CAS #: 15067-26-2
7.305    7.305 ( 1.000)   164    737285 40.0000          80.00- 120.00   100.00
7.305    7.305 ( 1.000)   162    717444                  64.73- 124.73    97.31
7.304    7.305 ( 1.000)   160    320070                  12.46-  72.46    43.41
-------------------------------------------------------------------------------
   71 Acenaphthene                                   CAS #: 83-32-9
7.335    7.338 ( 1.004)   154    381421 20.0000     19.7  80.00- 120.00   100.00
7.335    7.338 ( 1.004)   153    416584                  78.46- 138.46   109.22
7.335    7.338 ( 1.004)   152    203230                  23.44-  83.44    53.28
-------------------------------------------------------------------------------
   72 2,4-Dinitrophenol                              CAS #: 51-28-5
7.366    7.369 ( 1.008)   184     52313 20.0000     19.1  80.00- 120.00   100.00
7.365    7.369 ( 1.008)    63     43539                   48.07- 108.07    83.23
7.366    7.369 ( 1.008)   154     36221                   39.61-  99.61    69.24
-------------------------------------------------------------------------------
   74 4-Nitrophenol                                  CAS #: 100-02-7
7.478    7.476 ( 1.024)   109    112095 20.0000     20.7  80.00- 120.00   100.00
```

```
                                          AMOUNTS
                                        CAL-AMT   ON-COL
  RT   EXP RT   REL RT   MASS  RESPONSE (ug/ml)  (ug/ml)   TARGET RANGE    RATIO
 ==== ======== ========  ====  ======== =======  =======   ============    =====

   74 4-Nitrophenol (continued)
7.478    7.476 ( 1.024)   139     56714                    26.63-  86.63    50.59
7.478    7.476 ( 1.024)    65    125226                    81.59- 141.59   111.71
--------------------------------------------------------------------------------
   75 Dibenzofuran                                  CAS #: 132-64-9
7.503    7.506 ( 1.027)   168    620319 20.0000     19.7  80.00- 120.00   100.00
7.503    7.506 ( 1.027)   139    273996                    12.75-  72.75    44.17
--------------------------------------------------------------------------------
   76 2,4-Dinitrotoluene                            CAS #: 121-14-2
7.490    7.494 ( 1.025)   165    151592 20.0000     19.3  80.00- 120.00   100.00
7.489    7.494 ( 1.025)    63    171267                    82.10- 142.10   112.98
7.489    7.494 ( 1.025)    89    156676                    72.08- 132.08   103.35
--------------------------------------------------------------------------------
   80 Diethylphthalate                              CAS #: 84-66-2
7.725    7.729 ( 1.058)   149    452067 20.0000     19.7  80.00- 120.00   100.00
7.725    7.729 ( 1.058)   177    104019                     0.00-  53.36    23.01
7.724    7.729 ( 1.057)   150     57362                     0.00-  42.43    12.69
--------------------------------------------------------------------------------
   81 Fluorene                                      CAS #: 86-73-7
7.838    7.841 ( 1.073)   166    519901 20.0000     19.0  80.00- 120.00   100.00
7.838    7.841 ( 1.073)   165    500340                    65.55- 125.55    96.24
7.838    7.841 ( 1.073)   167     73112                     0.00-  44.15    14.06
--------------------------------------------------------------------------------
   82 4-Chlorophenyl-phenylether                    CAS #: 7005-72-3
7.836    7.838 ( 1.073)   204    302999 20.0000     18.5  80.00- 120.00   100.00
7.836    7.838 ( 1.073)   206    107399                     4.27-  64.27    35.45
7.835    7.838 ( 1.073)   141    172506                    24.97-  84.97    56.93
--------------------------------------------------------------------------------
   84 4-Nitroaniline                                CAS #: 100-01-6
7.867    7.874 ( 1.077)   138     79568 20.0000     18.4  80.00- 120.00   100.00
7.867    7.874 ( 1.077)    92     49185                    38.02-  98.02    61.82
7.867    7.874 ( 1.077)   108    117028                   124.92- 184.92   147.08
--------------------------------------------------------------------------------
   85 4,6-Dinitro-2-methylphenol                    CAS #: 534-52-1
7.890    7.896 ( 0.901)   198     94845 20.0000     18.8  80.00- 120.00   100.00
7.888    7.896 ( 0.901)    51     37292                     6.77-  66.77    39.32
7.889    7.896 ( 0.901)   105     37667                     8.50-  68.50    39.71
--------------------------------------------------------------------------------
   86 N-Nitrosodiphenylamine                        CAS #: 86-30-6
7.953    7.956 ( 0.908)   169    333827 20.0000     19.8  80.00- 120.00   100.00
7.953    7.956 ( 0.908)   168    219871                    36.61-  96.61    65.86
7.953    7.956 ( 0.908)   167    115318                     4.62-  64.62    34.54
--------------------------------------------------------------------------------
   87 1,2-Diphenylhydrazine                         CAS #: 122-66-7
7.991    7.992 ( 1.094)    77    538798 20.0000     20.4  80.00- 120.00   100.00
7.991    7.992 ( 1.094)   105     68688                     0.00-  43.34    12.75
7.992    7.992 ( 1.094)   182    137619                     0.00-  56.11    25.54
--------------------------------------------------------------------------------
$  88 2,4,6-Tribromophenol (SURR)                   CAS #: 118-79-6
8.080    8.083 ( 1.106)   330    201055 40.0000     39.0  80.00- 120.00   100.00
8.080    8.083 ( 1.106)   332    194063                    66.43- 126.43    96.52
8.078    8.083 ( 1.106)   141     78016                     9.24-  69.24    38.80
--------------------------------------------------------------------------------
```

```
                                          AMOUNTS
                                        CAL-AMT   ON-COL
  RT   EXP RT   REL RT   MASS  RESPONSE (ug/ml)  (ug/ml)   TARGET RANGE    RATIO
 ==== ======== ========  ====  ======== =======  =======   ============    =====

   93 4-Bromophenylphenylether                          CAS #: 101-55-3
8.315    8.318 ( 0.949)   248    188707 20.0000     19.3  80.00- 120.00   100.00
8.315    8.318 ( 0.949)   250    182352                   67.36- 127.36    96.63
8.314    8.318 ( 0.949)   141    124722                   35.77-  95.77    66.09
-------------------------------------------------------------------------------
   94 Hexachlorobenzene                                 CAS #: 118-74-1
8.382    8.387 ( 0.957)   284    210587 20.0000     18.8  80.00- 120.00   100.00
8.381    8.387 ( 0.957)   142     69253                    2.39-  62.39    32.89
8.383    8.387 ( 0.957)   249     66589                    0.06-  60.06    31.62
-------------------------------------------------------------------------------
   96 Pentachlorophenol                                 CAS #: 87-86-5
8.582    8.585 ( 0.980)   266    122087 20.0000     18.5  80.00- 120.00   100.00
8.583    8.585 ( 0.980)   264     74576                   33.70-  93.70    61.08
8.582    8.585 ( 0.980)   268     78436                   35.26-  95.26    64.25
-------------------------------------------------------------------------------
* 100 Phenanthrene-d10                                 CAS #: 1517-22-2
8.759    8.761 ( 1.000)   188   1335991 40.0000           80.00- 120.00   100.00
8.759    8.761 ( 1.000)    94     83163                    0.00-  36.35     6.22
8.759    8.761 ( 1.000)    80     98267                    0.00-  37.82     7.36
-------------------------------------------------------------------------------
  101 Phenanthrene                                      CAS #: 85-01-8
8.782    8.785 ( 1.003)   178    680928 20.0000     19.8  80.00- 120.00   100.00
8.781    8.785 ( 1.003)   179    106685                    0.00-  46.33    15.67
8.782    8.785 ( 1.003)   176    133399                    0.00-  50.11    19.59
-------------------------------------------------------------------------------
  103 Anthracene                                        CAS #: 120-12-7
8.831    8.835 ( 1.008)   178    683801 20.0000     19.9  80.00- 120.00   100.00
8.831    8.835 ( 1.008)   179    106675                    0.00-  45.97    15.60
8.831    8.835 ( 1.008)   176    131008                    0.00-  49.80    19.16
-------------------------------------------------------------------------------
  104 Carbazole                                         CAS #: 86-74-8
8.993    8.996 ( 1.027)   167    574636 20.0000     20.1  80.00- 120.00   100.00
8.992    8.996 ( 1.027)   139     81024                    0.00-  43.89    14.10
8.993    8.996 ( 1.027)    83     35170                    0.00-  36.17     6.12
-------------------------------------------------------------------------------
  105 Di-n-butylphthalate                               CAS #: 84-74-2
9.324    9.327 ( 1.064)   149    733951 20.0000     20.4  80.00- 120.00   100.00
9.324    9.327 ( 1.064)   150     67770                    0.00-  40.04     9.23
9.323    9.327 ( 1.064)   104     54081                    0.00-  37.79     7.37
-------------------------------------------------------------------------------
  109 Fluoranthene                                      CAS #: 206-44-0
9.949    9.953 ( 1.136)   202    804313 20.0000     20.4  80.00- 120.00   100.00
9.947    9.953 ( 1.136)   101     50099                    0.00-  36.69     6.23
9.949    9.953 ( 1.136)   203    143367                    0.00-  48.82    17.82
-------------------------------------------------------------------------------
  111 Pyrene                                            CAS #: 129-00-0
10.172  10.176 ( 0.896)   202    858467 20.0000     22.1  80.00- 120.00   100.00
10.172  10.176 ( 0.896)   200    180896                    0.00-  51.88    21.07
10.172  10.176 ( 0.896)   203    154676                    0.00-  49.33    18.02
-------------------------------------------------------------------------------
$ 112 Terphenyl-d14 (SURR)                              CAS #: 1718-51-0
10.319  10.322 ( 0.909)   244    802882 20.0000     21.8  80.00- 120.00   100.00
10.318  10.322 ( 0.909)   122     52321                    0.00-  36.72     6.52
```

RT	EXP RT	REL RT	MASS	RESPONSE	AMOUNTS CAL-AMT (ug/ml)	AMOUNTS ON-COL (ug/ml)	TARGET RANGE	RATIO
$ 112 Terphenyl-d14 (SURR) (continued)								
10.319	10.322	(0.909)	212	62098			0.00- 38.06	7.73
118 Butylbenzylphthalate						CAS #: 85-68-7		
10.795	10.798	(0.951)	149	347299	20.0000	20.6	80.00- 120.00	100.00
10.794	10.798	(0.951)	91	281379			51.57- 111.57	81.02
10.795	10.798	(0.951)	206	89997			0.00- 55.14	25.91
120 Benzo[a]anthracene						CAS #: 56-55-3		
11.345	11.348	(0.999)	228	1039370	20.0000	21.2	80.00- 120.00	100.00
11.345	11.348	(0.999)	229	207770			0.00- 51.57	19.99
11.345	11.348	(0.999)	226	285010			0.00- 58.54	27.42
* 121 Chrysene-d12						CAS #: 1719-03-5		
11.356	11.359	(1.000)	240	1956550	40.0000		80.00- 120.00	100.00
11.355	11.359	(1.000)	120	115822			0.00- 36.38	5.92
11.356	11.359	(1.000)	236	523119			0.00- 57.06	26.74
123 Chrysene						CAS #: 218-01-9		
11.380	11.384	(1.002)	228	957046	20.0000	22.2	80.00- 120.00	100.00
11.380	11.384	(1.002)	226	282056			1.12- 61.12	29.47
11.380	11.384	(1.002)	229	190096			0.00- 51.74	19.86
124 Bis-2-Ethylhexylphthalate						CAS #: 117-81-7		
11.348	11.350	(0.999)	149	596210	20.0000	20.5	80.00- 120.00	100.00
11.348	11.350	(0.999)	167	176172			2.07- 62.07	29.55
11.350	11.350	(0.999)	279	54251			0.00- 39.24	9.10
125 Di-n-octylphthalate						CAS #: 117-84-0		
11.946	11.948	(0.942)	149	833193	20.0000	20.3	80.00- 120.00	100.00
11.946	11.948	(0.942)	167	13921			0.00- 31.74	1.67
11.945	11.948	(0.942)	43	66756			0.00- 38.21	8.01
127 Benzo[b]fluoranthene						CAS #: 205-99-2		
12.330	12.333	(0.972)	252	1022887	20.0000	20.2	80.00- 120.00	100.00
12.330	12.333	(0.972)	253	233718			0.00- 54.02	22.85
12.329	12.333	(0.972)	125	46734			0.00- 34.93	4.57
128 Benzo[k]fluoranthene						CAS #: 207-08-9		
12.355	12.359	(0.974)	252	1031341	20.0000	20.3	80.00- 120.00	100.00
12.355	12.359	(0.974)	253	235695			0.00- 53.57	22.85
12.354	12.359	(0.974)	125	50640			0.00- 35.26	4.91
129 Benzo[a]pyrene						CAS #: 50-32-8		
12.627	12.630	(0.996)	252	1009357	20.0000	20.4	80.00- 120.00	100.00
12.627	12.630	(0.996)	253	218312			0.00- 54.04	21.63
12.626	12.630	(0.996)	125	55134			0.00- 35.52	5.46
* 130 Perylene-d12						CAS #: 1520-96-3		
12.682	12.682	(1.000)	264	1902117	40.0000		80.00- 120.00	100.00
12.682	12.682	(1.000)	260	468929			0.00- 54.80	24.65
12.682	12.682	(1.000)	265	442881			0.00- 53.39	23.28

RT	EXP RT	REL RT	MASS	RESPONSE	AMOUNTS CAL-AMT (ug/ml)	AMOUNTS ON-COL (ug/ml)	TARGET RANGE	RATIO
133 Indeno[1,2,3-cd]pyrene						CAS #: 193-39-5		
13.742	13.749	(1.084)	276	1258717	20.0000	20.4	80.00- 120.00	100.00
13.741	13.749	(1.084)	138	144034			0.00- 42.48	11.44
13.743	13.749	(1.084)	277	329301			0.00- 56.82	26.16
134 Dibenz[a,h]anthracene						CAS #: 53-70-3		
13.749	13.755	(1.084)	278	1091651	20.0000	20.3	80.00- 120.00	100.00
13.747	13.755	(1.084)	139	77077			0.00- 37.70	7.06
13.749	13.755	(1.084)	279	256180			0.00- 54.57	23.47
135 Benzo[g,h,i]perylene						CAS #: 191-24-2		
14.047	14.053	(1.108)	276	1015038	20.0000	21.6	80.00- 120.00	100.00
14.045	14.053	(1.107)	138	97351			0.00- 40.01	9.59
14.046	14.053	(1.108)	277	239700			0.00- 54.80	23.61

QC Flag Legend

a - Target compound detected but, quantitated amount
    Below Limit Of Quantitation(BLOQ).
H - Operator selected an alternate compound hit.

Data File: \\Svecd04\DD\chem\smsd03.i\S3042312.b\8270CAL3.D
Date : 23-APR-2012 11:58
Client ID: 8270CAL3
Sample Info: 45925
Purge Volume: 1000.0
Column phase: HPMS-5

Instrument: smsd03.i

Operator: PEL
Column diameter: 0.25

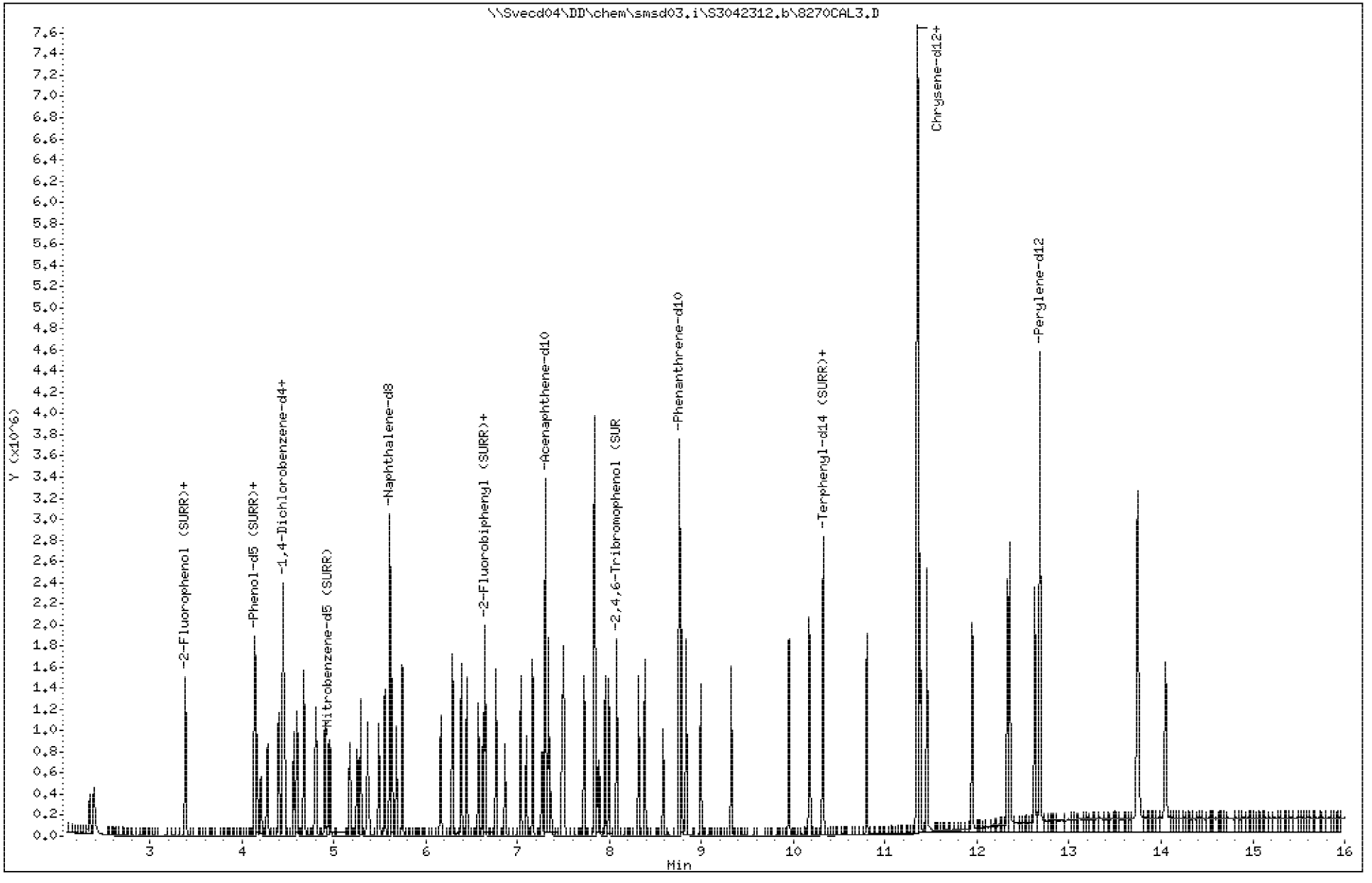

931

3505892

Data File: \\Svecd04\DD\chem\smsd03.i\S3042312.b\8270CAL3.D

Date : 23-APR-2012 11:58

Client ID: 8270CAL3 Instrument: smsd03.i

Sample Info: 45925

Purge Volume: 1000.0 Operator: PEL

Column phase: HPMS-5 Column diameter: 0.25

2 Pyridine Concentration: 20.3 ug/l

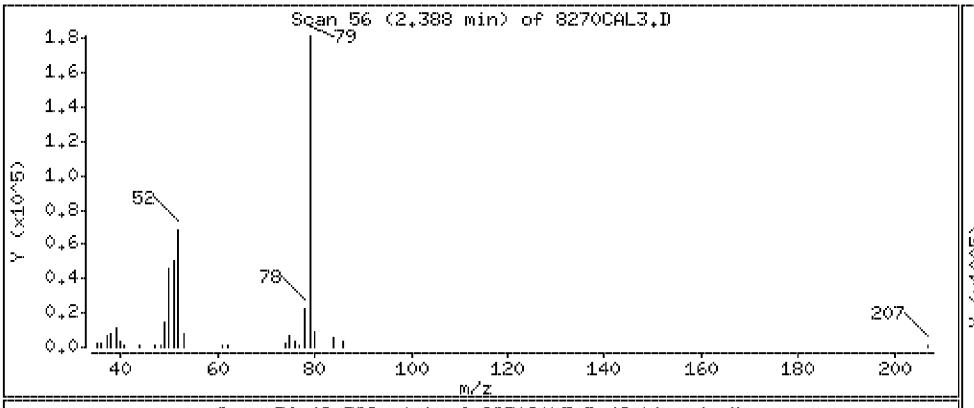

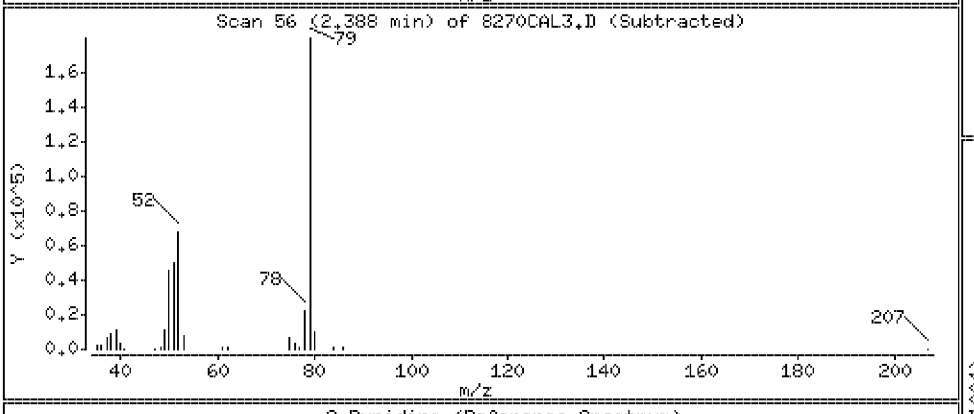

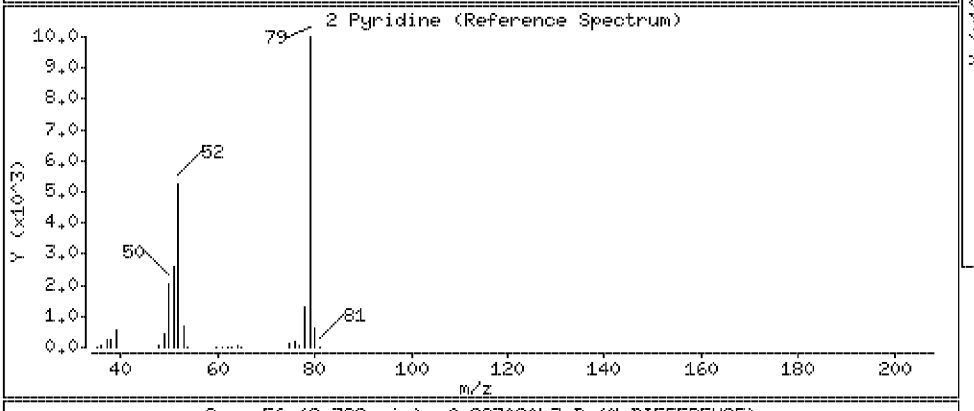

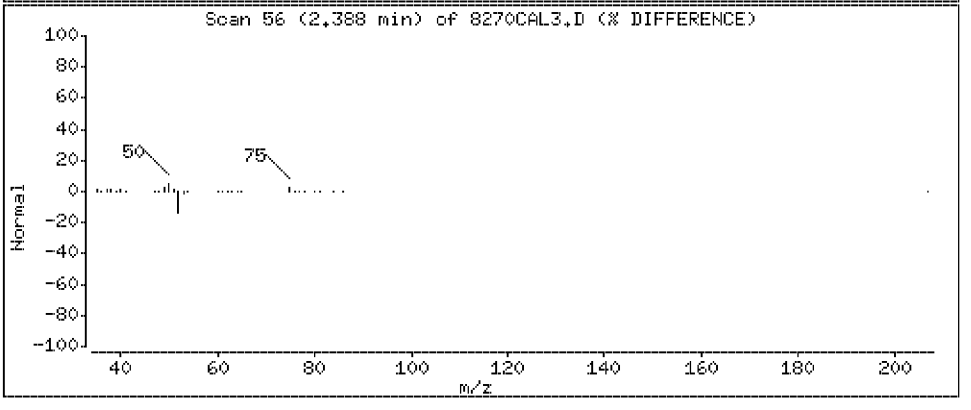

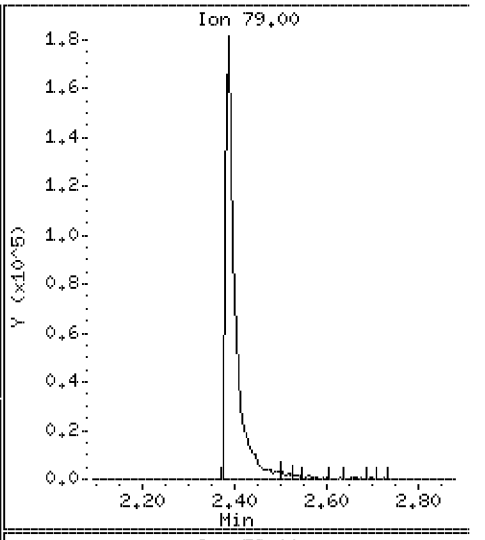

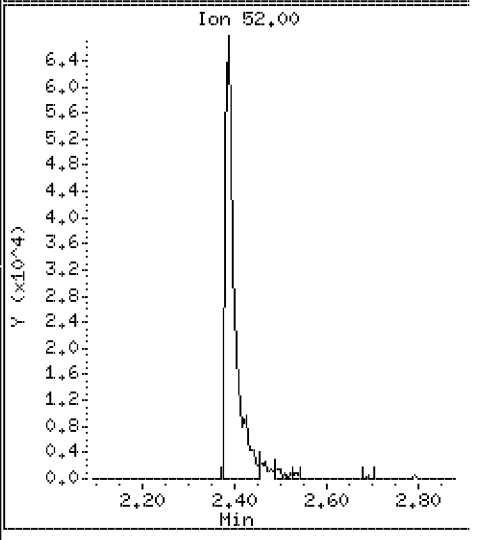

Data File: \\Svecd04\DD\chem\smsd03.i\S3042312.b\8270CAL3.D

Date : 23-APR-2012 11:58

Client ID: 8270CAL3

Instrument: smsd03.i

Sample Info: 45925

Purge Volume: 1000.0

Operator: PEL

Column phase: HPMS-5

Column diameter: 0.25

1 N-Nitrosodimethylamine

Concentration: 20.0 ug/l

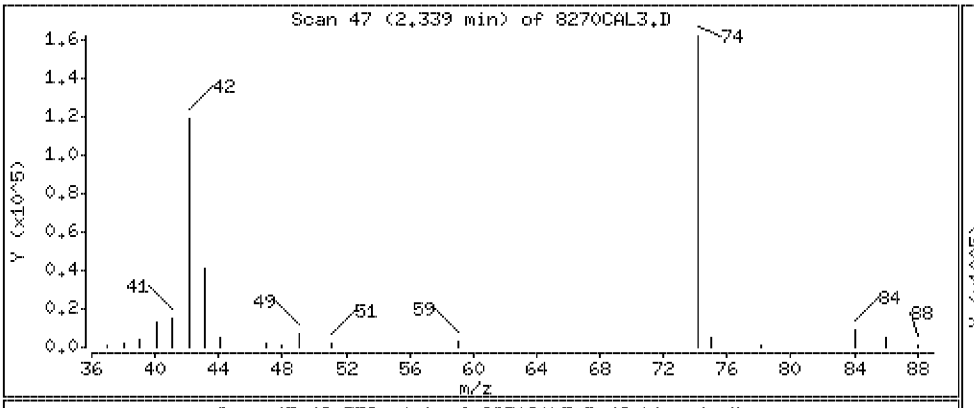

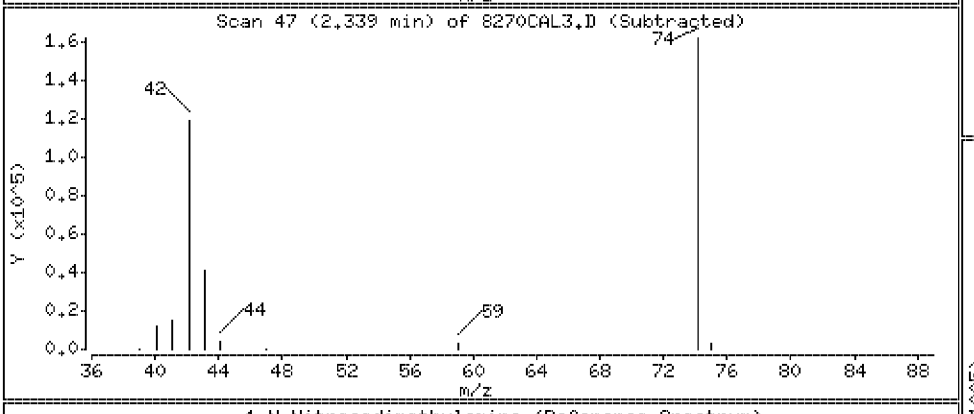

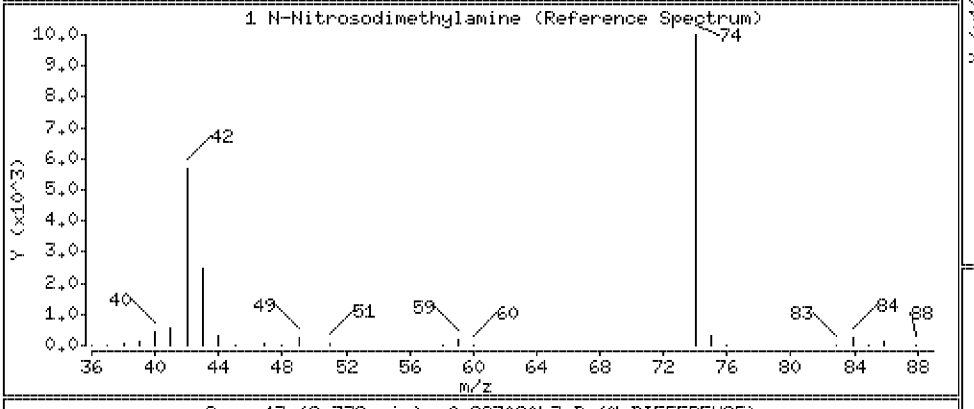

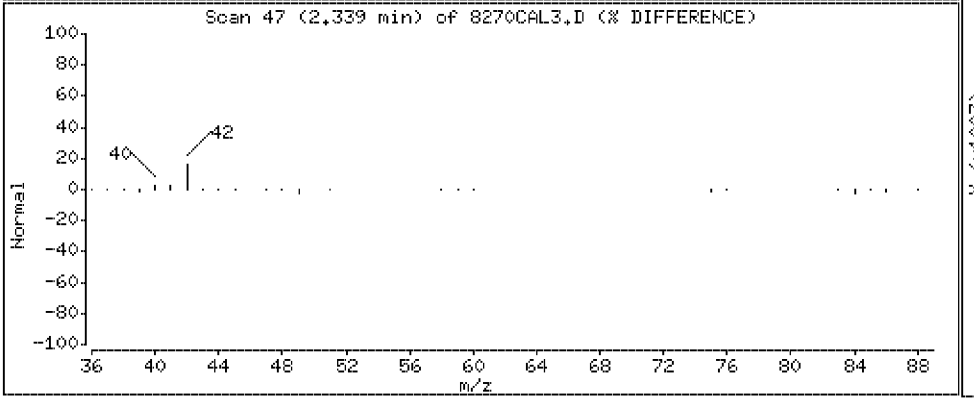

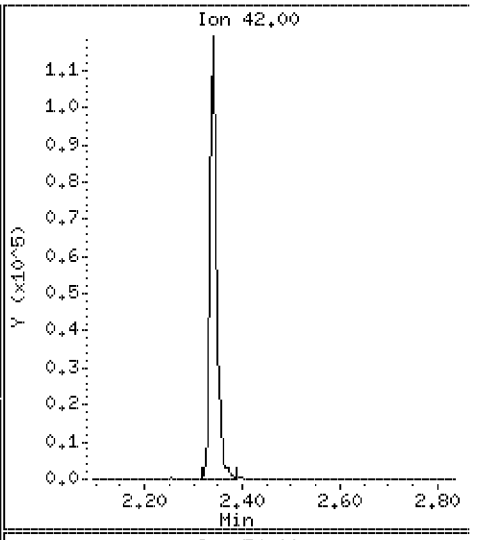

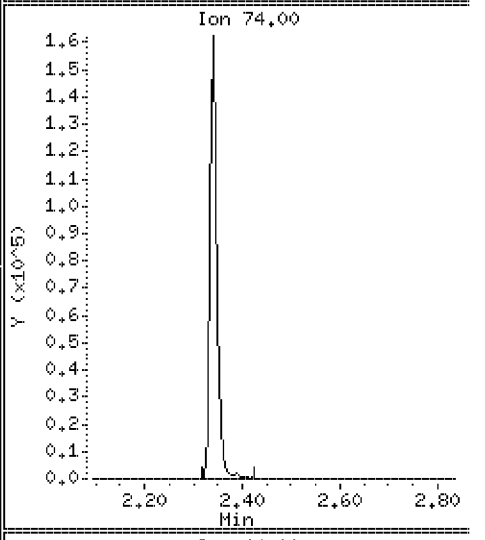

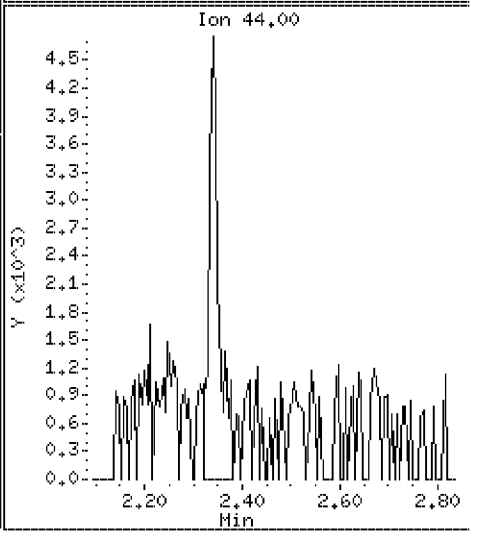

Data File: \\Svecd04\DD\chem\smsd03.i\S3042312.b\8270CAL3.D

Date : 23-APR-2012 11:58

Client ID: 8270CAL3

Instrument: smsd03.i

Sample Info: 45925

Purge Volume: 1000.0

Operator: PEL

Column phase: HPMS-5

Column diameter: 0.25

13 Phenol

Concentration: 19.2 ug/l

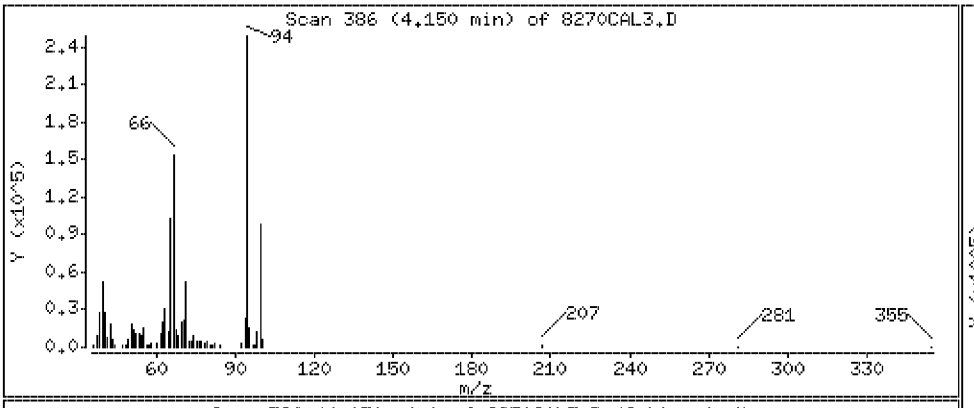

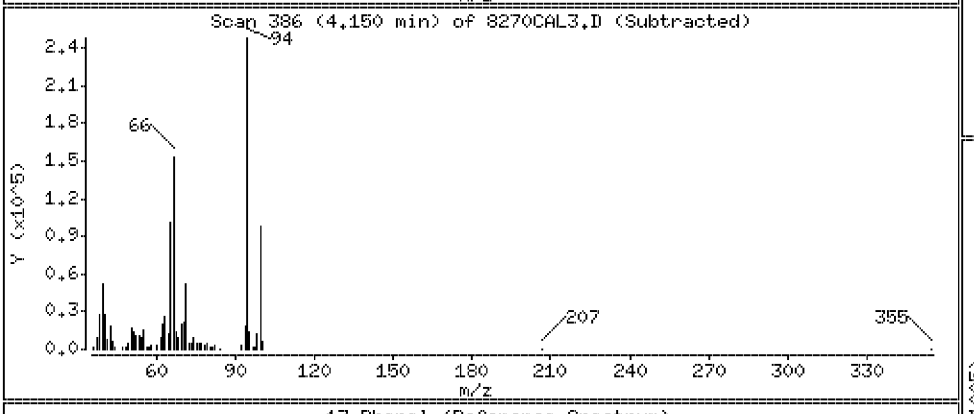

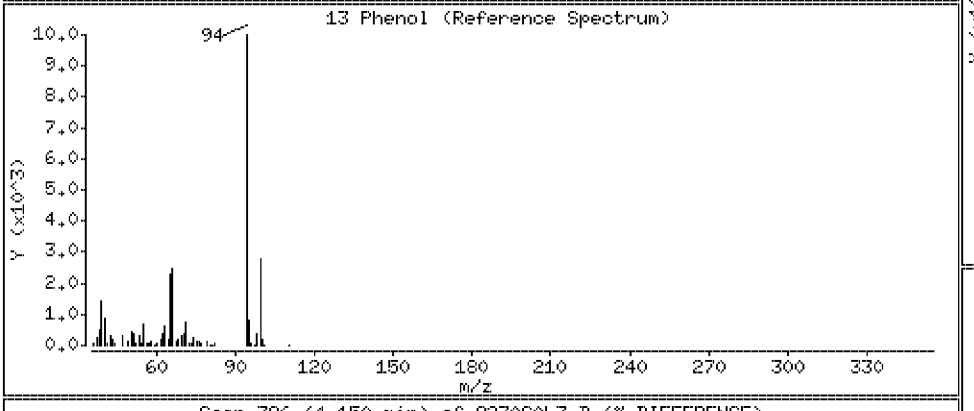

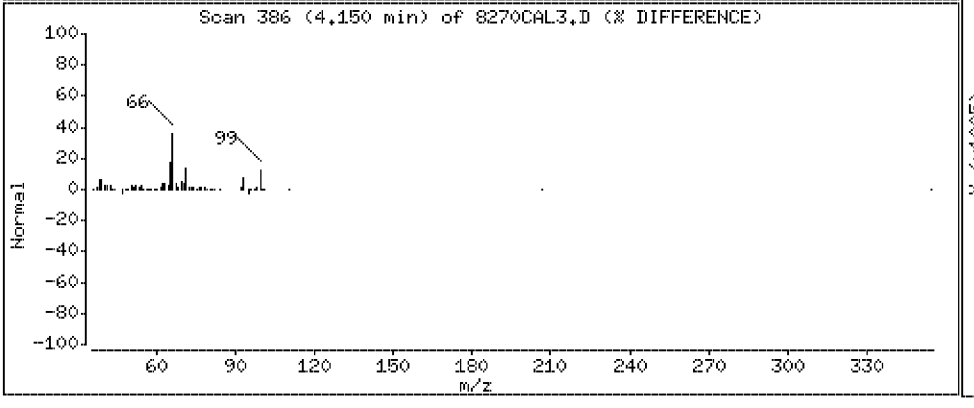

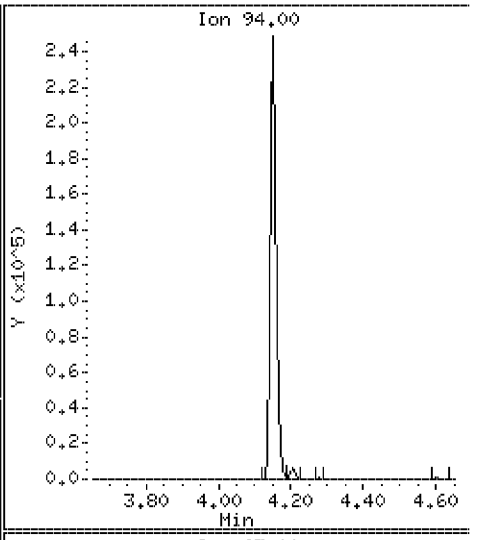

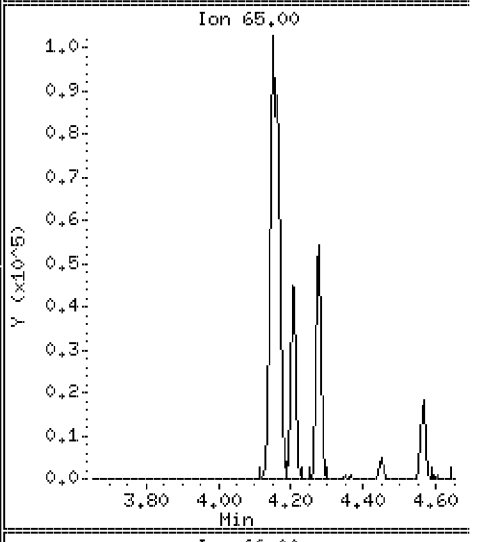

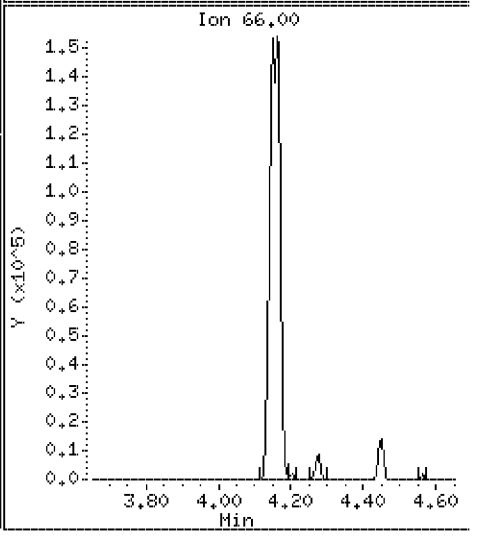

Data File: \\Svecd04\DD\chem\smsd03.i\S3042312.b\8270CAL3.D

Date : 23-APR-2012 11:58

Client ID: 8270CAL3 Instrument: smsd03.i

Sample Info: 45925

Purge Volume: 1000.0 Operator: PEL

Column phase: HPMS-5 Column diameter: 0.25

10 Aniline Concentration: 20.5 ug/l

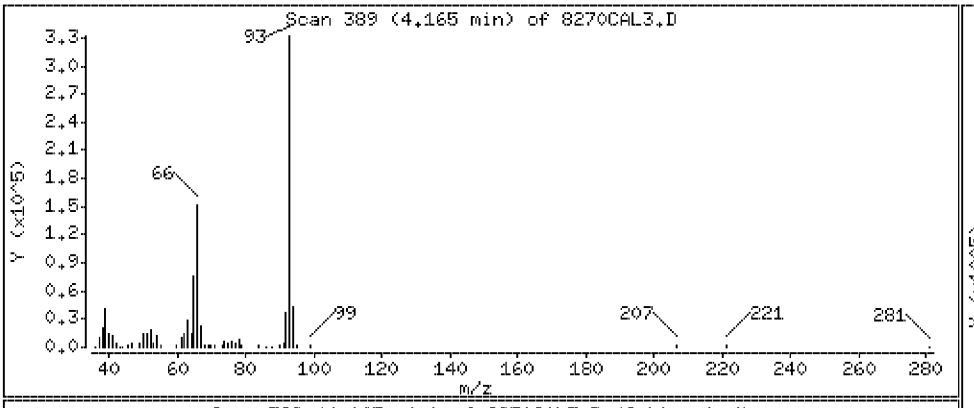

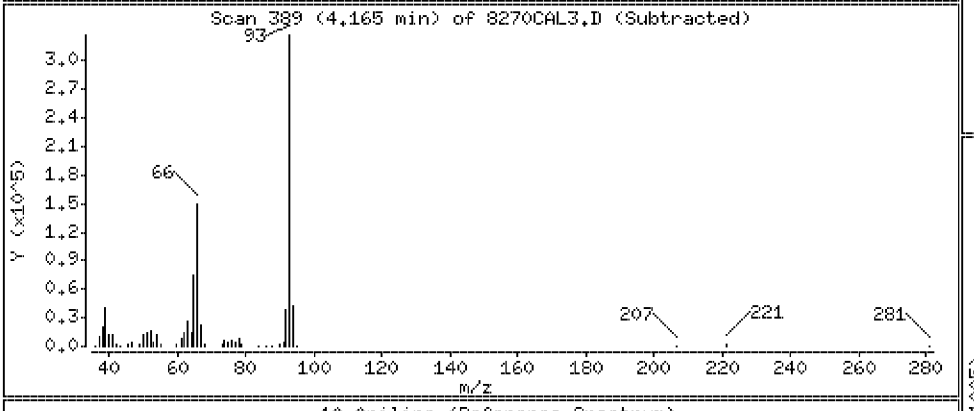

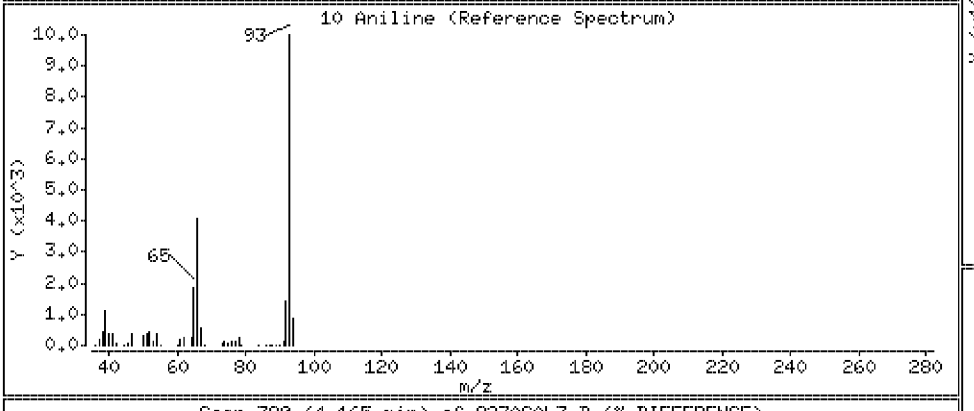

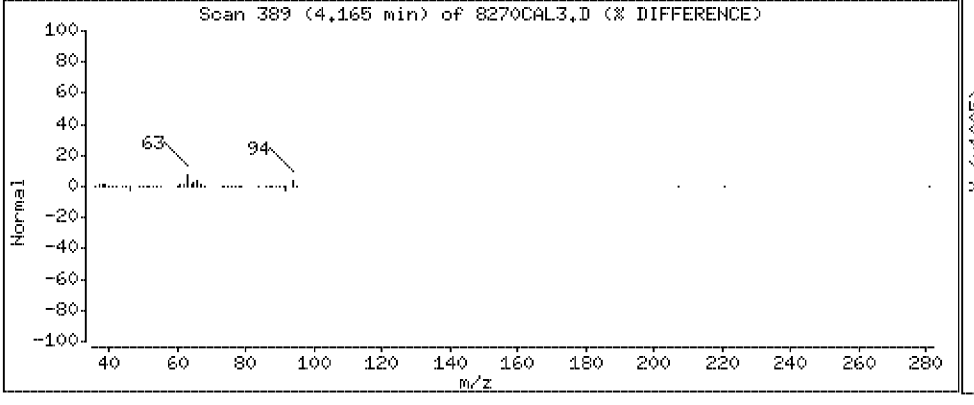

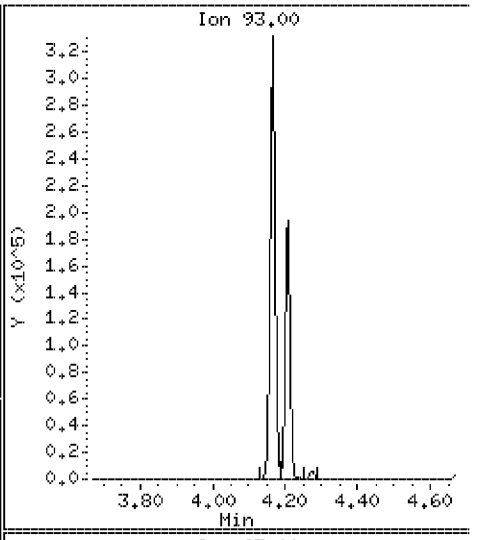

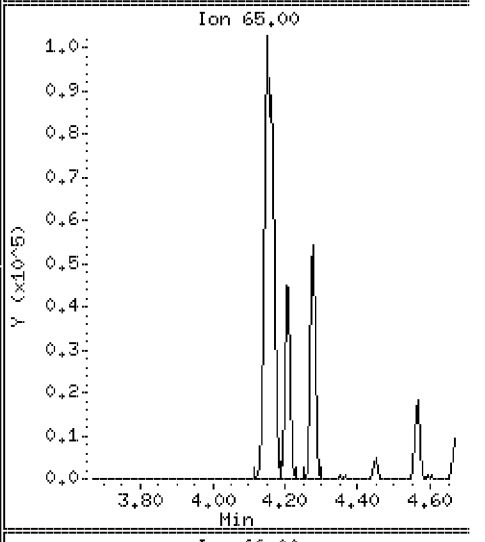

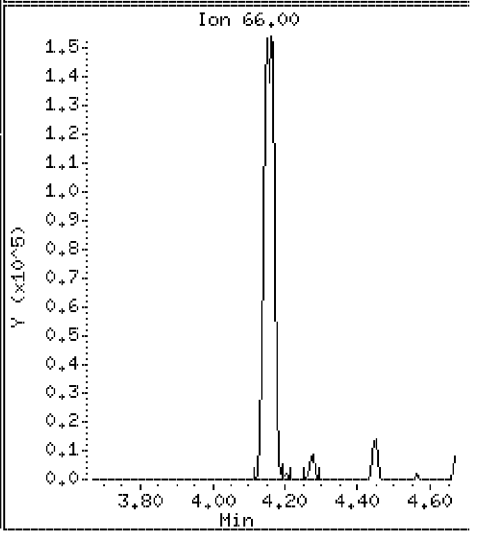

Data File: \\Svecd04\DD\chem\smsd03.i\S3042312.b\8270CAL3.D

Date : 23-APR-2012 11:58

Client ID: 8270CAL3 Instrument: smsd03.i

Sample Info: 45925

Purge Volume: 1000.0 Operator: PEL

Column phase: HPMS-5 Column diameter: 0.25

14 Bis(2-Chloroethyl)ether Concentration: 20.0 ug/l

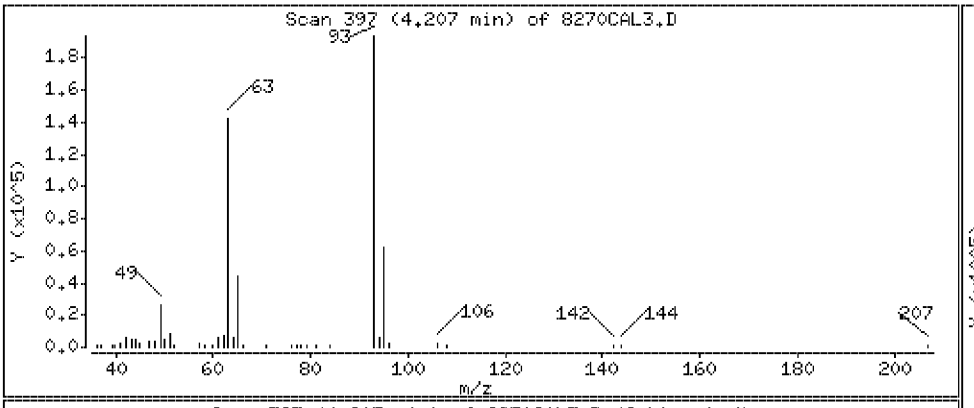

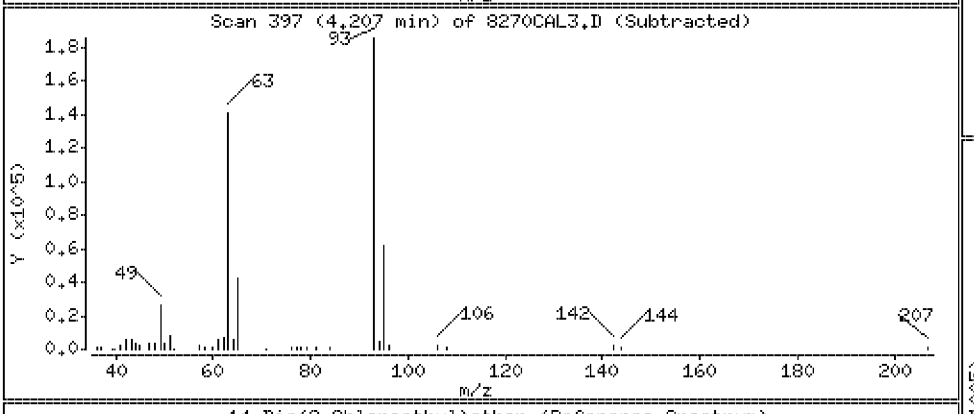

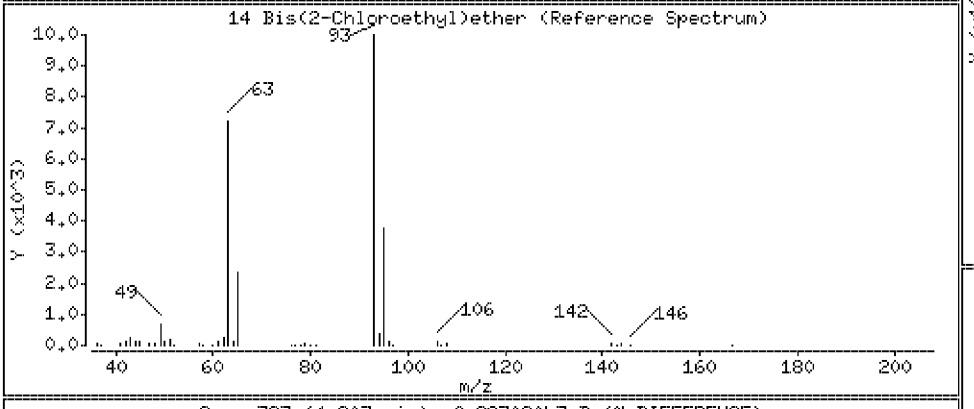

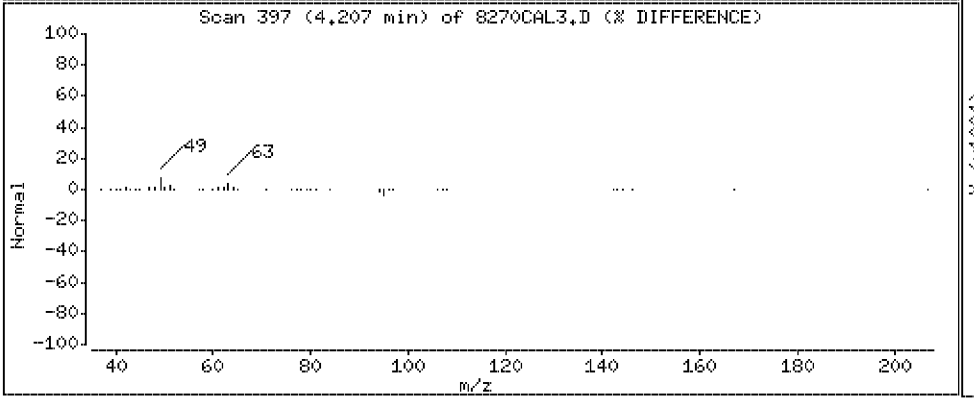

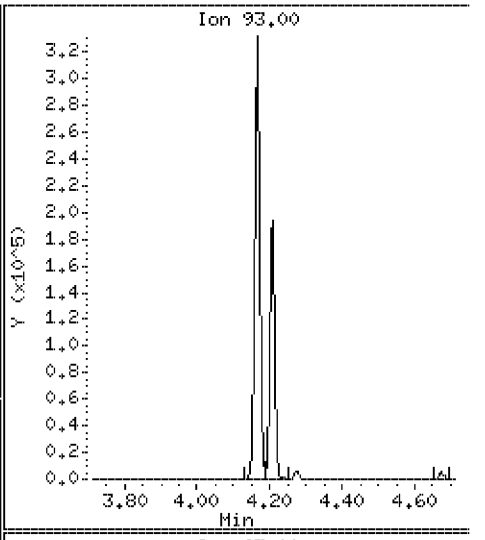

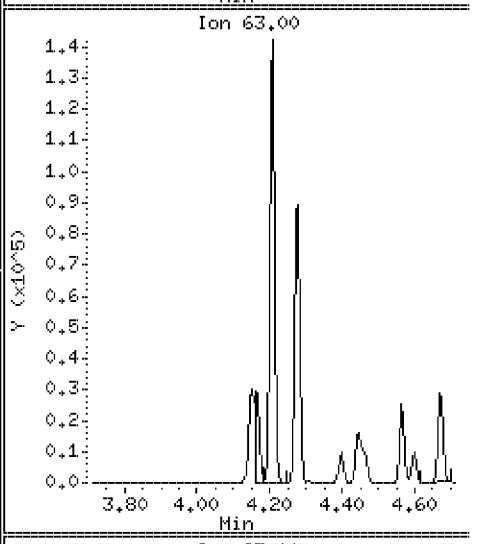

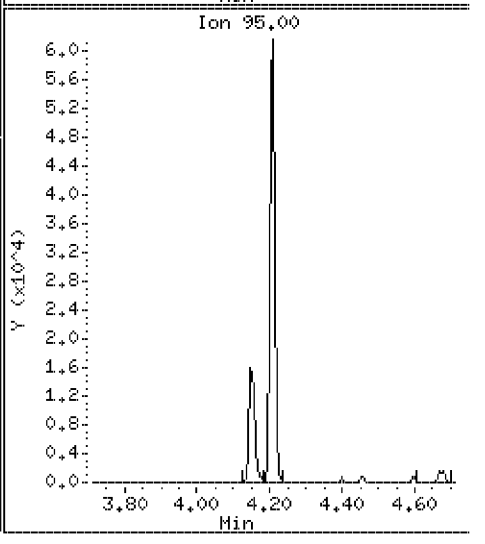

Data File: \\Svecd04\DD\chem\smsd03.i\S3042312.b\8270CAL3.D

Date : 23-APR-2012 11:58

Client ID: 8270CAL3 Instrument: smsd03.i

Sample Info: 45925

Purge Volume: 1000.0 Operator: PEL

Column phase: HPMS-5 Column diameter: 0.25

15 2-Chlorophenol Concentration: 19.8 ug/l

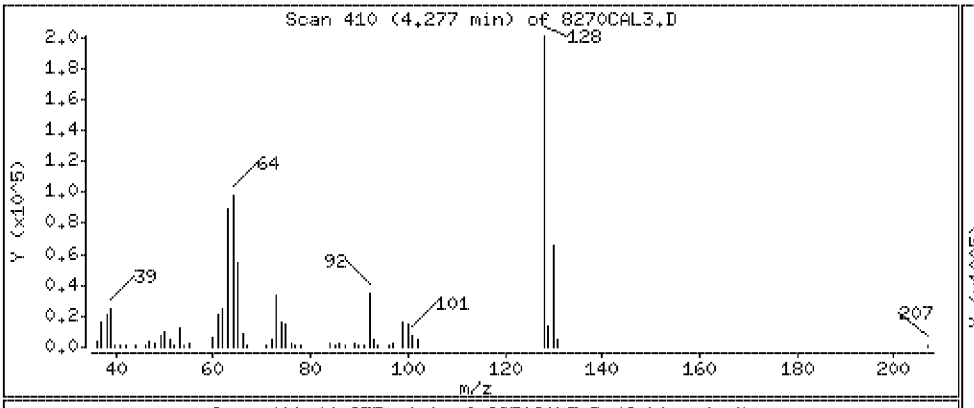

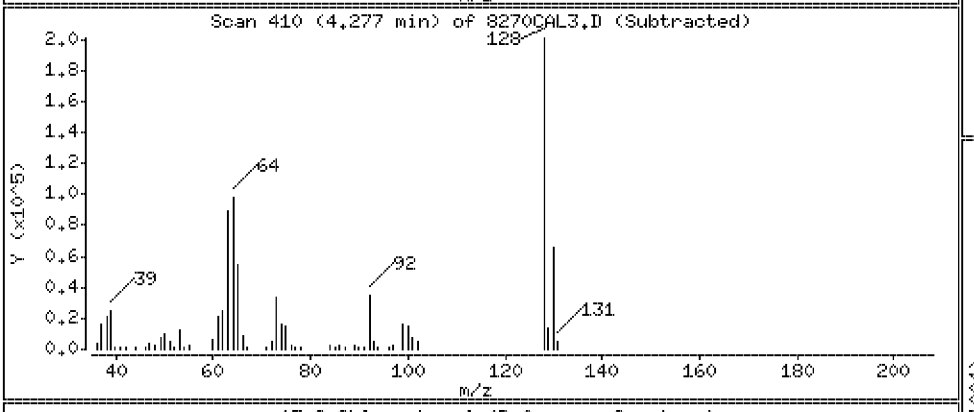

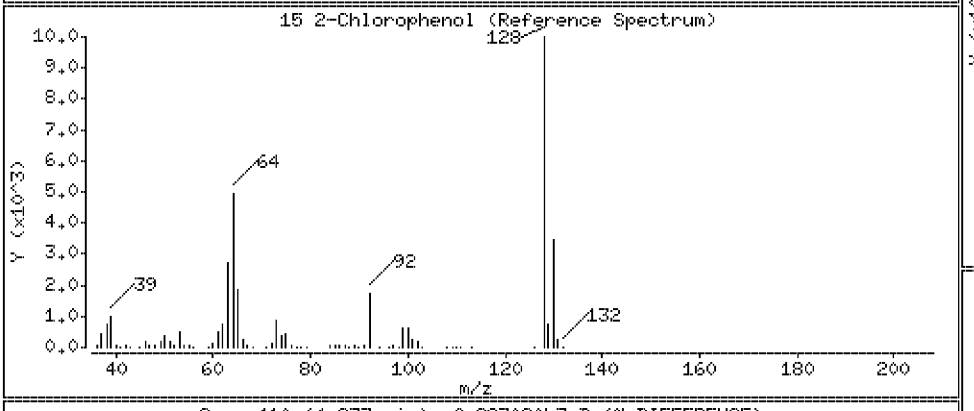

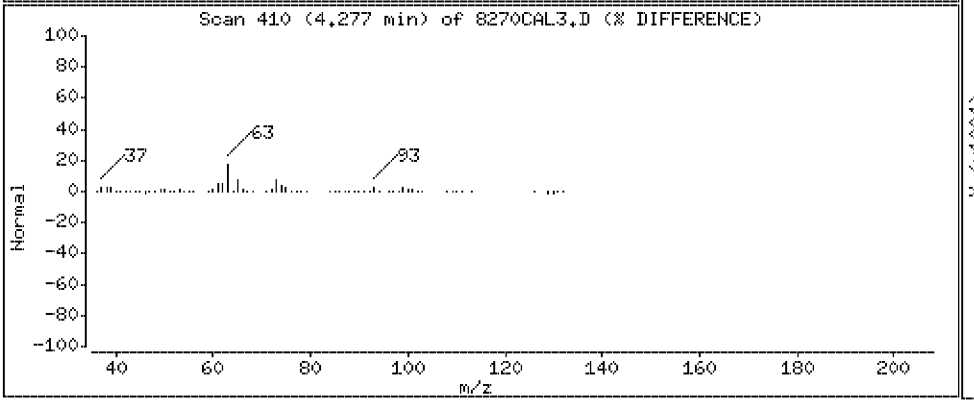

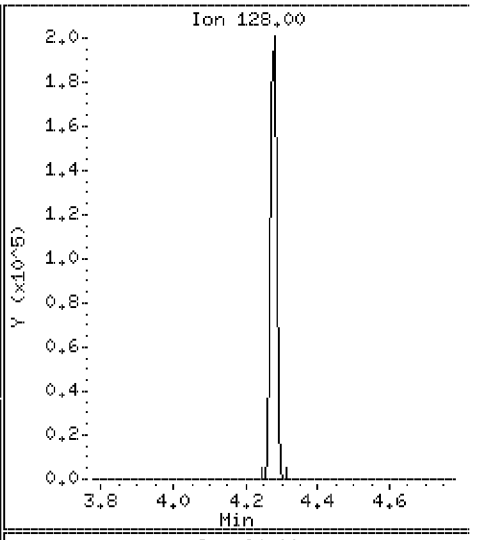

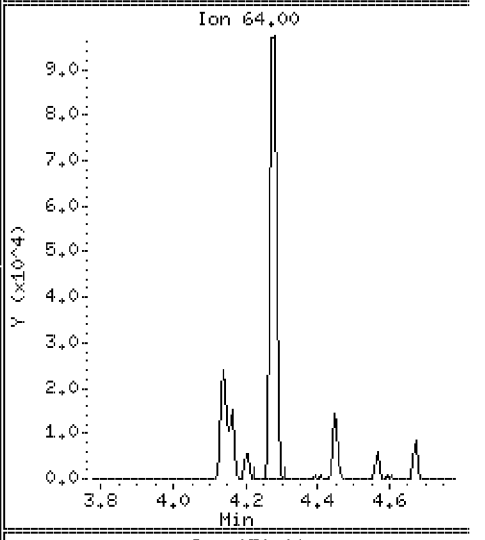

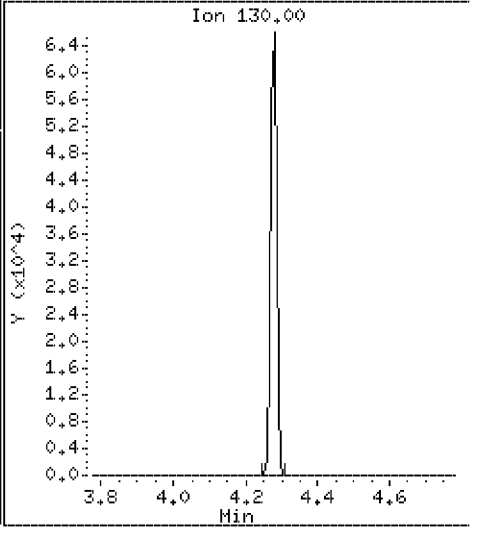

Data File: \\Svecd04\DD\chem\smsd03.i\S3042312.b\8270CAL3.D

Date : 23-APR-2012 11:58

Client ID: 8270CAL3

Instrument: smsd03.i

Sample Info: 45925

Purge Volume: 1000.0

Operator: PEL

Column phase: HPMS-5

Column diameter: 0.25

17 1,3-Dichlorobenzene

Concentration: 20.0 ug/l

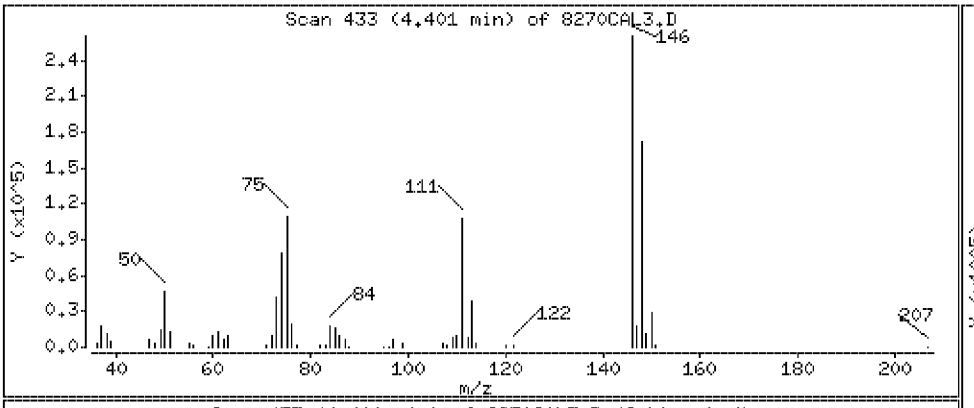

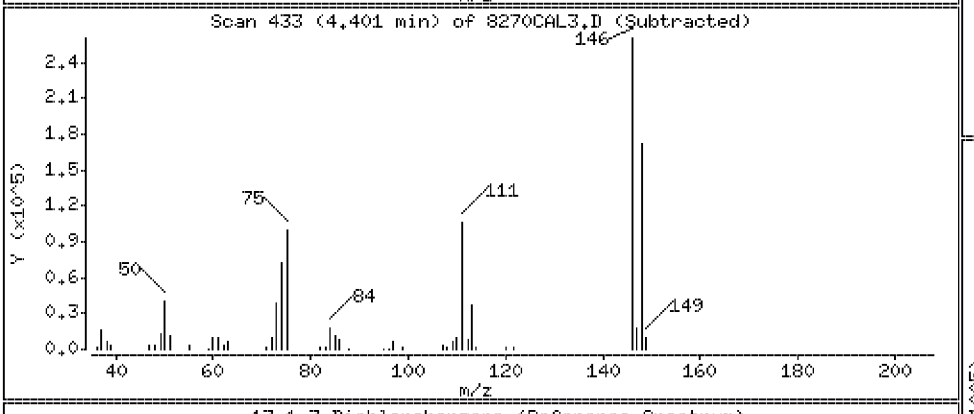

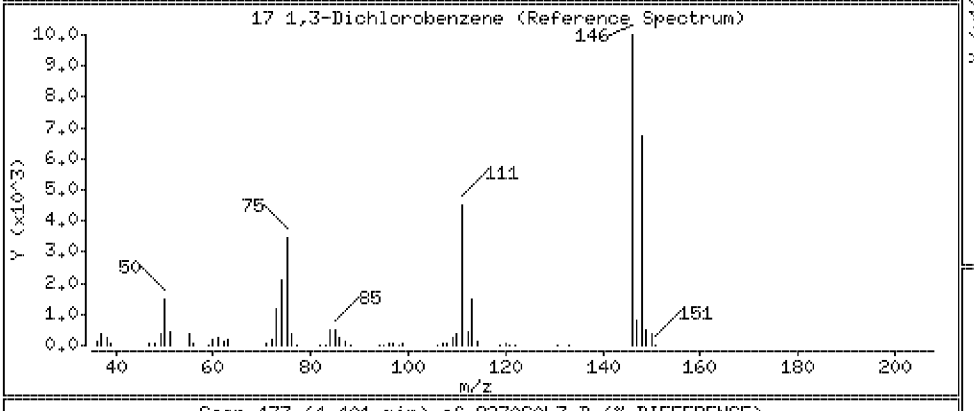

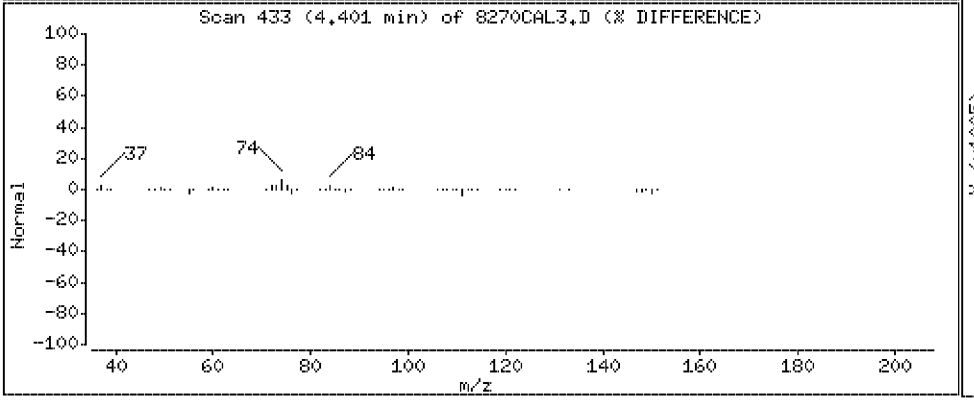

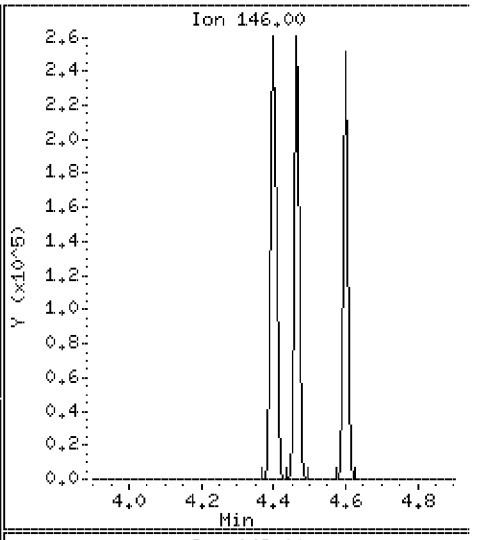

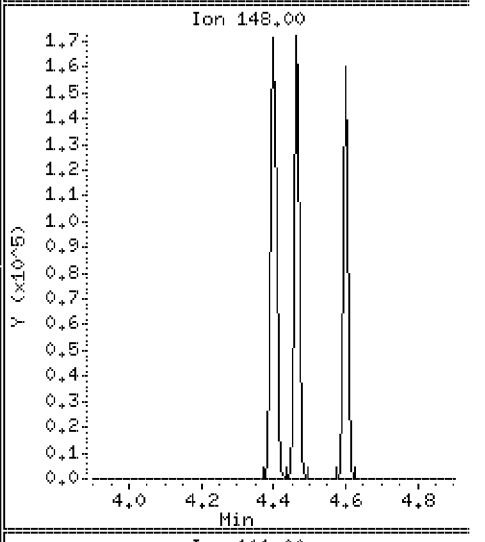

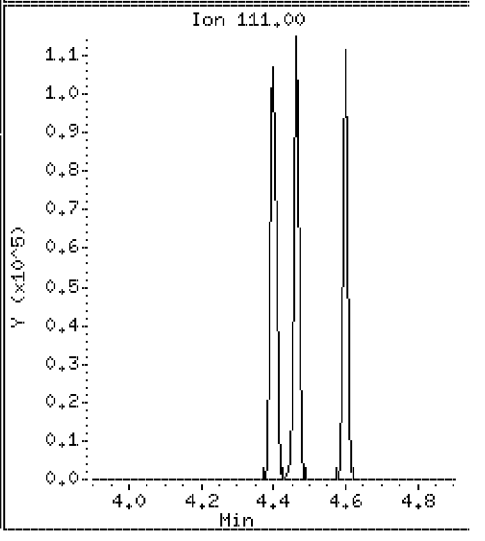

Data File: \\Svecd04\DD\chem\smsd03.i\S3042312.b\8270CAL3.D

Date : 23-APR-2012 11:58

Client ID: 8270CAL3 Instrument: smsd03.i

Sample Info: 45925

Purge Volume: 1000.0 Operator: PEL

Column phase: HPMS-5 Column diameter: 0.25

19 1,4-Dichlorobenzene Concentration: 19.6 ug/l

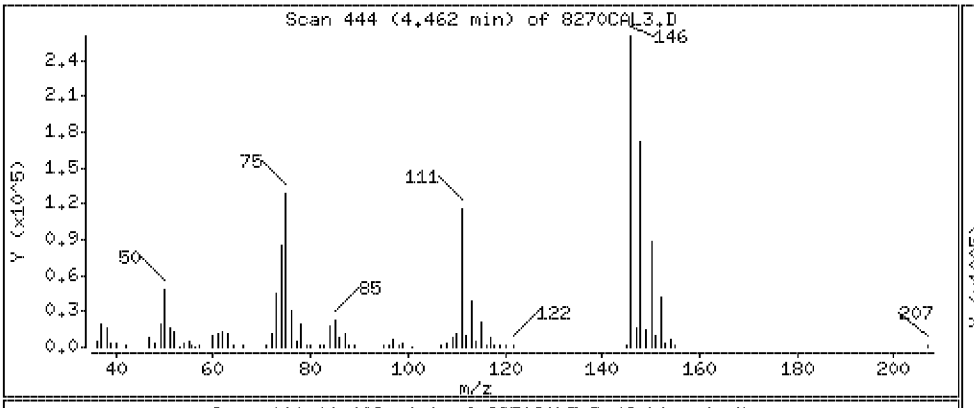

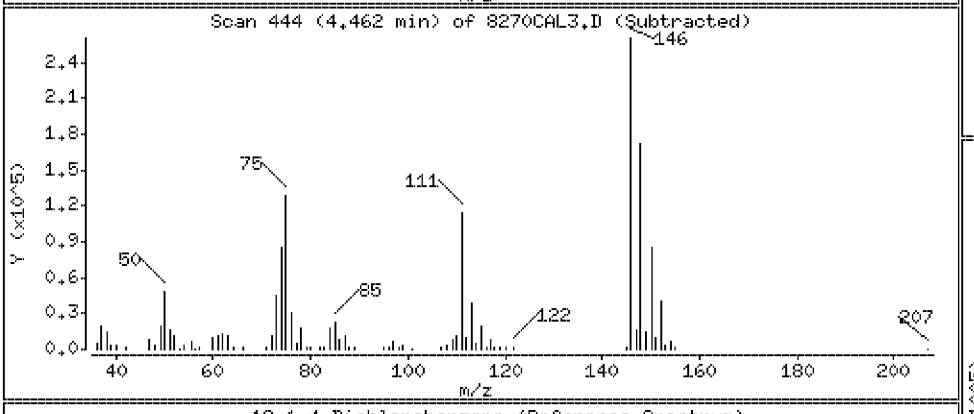

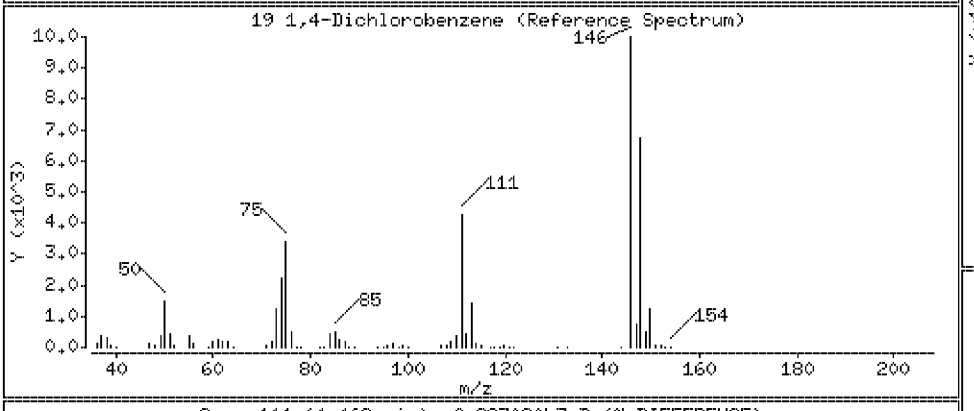

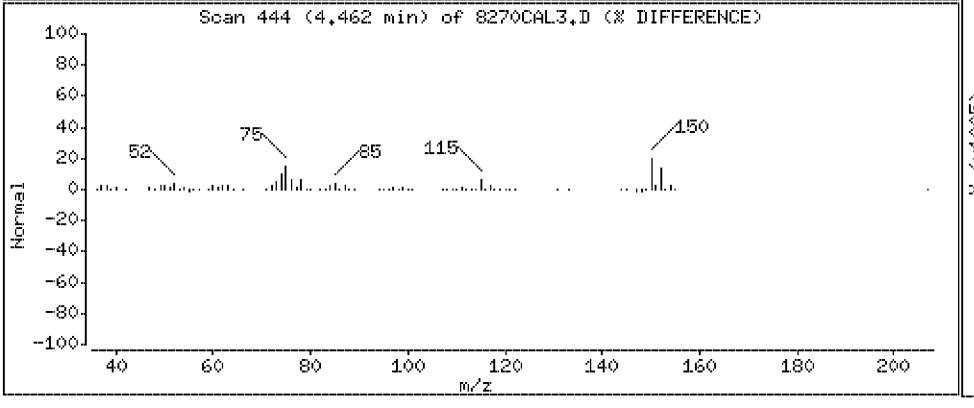

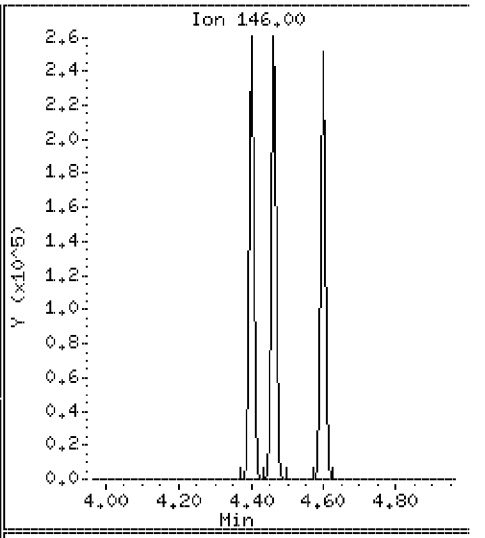

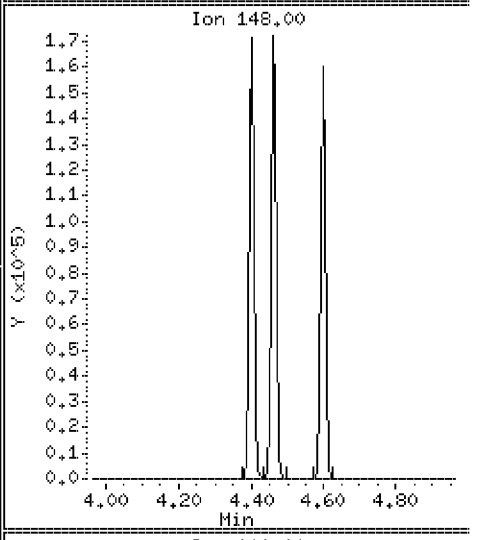

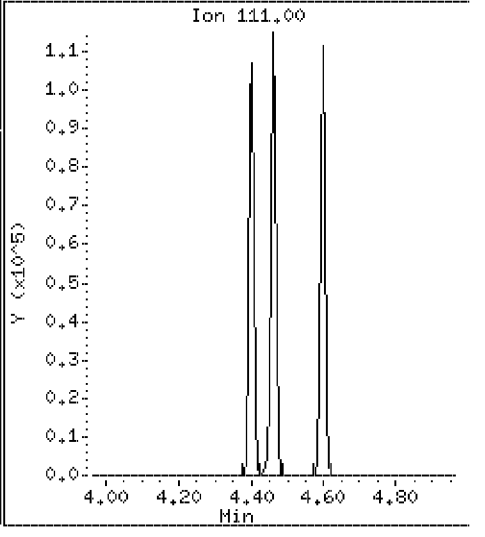

Data File: \\Svecd04\DD\chem\smsd03.i\S3042312.b\8270CAL3.D

Date : 23-APR-2012 11:58

Client ID: 8270CAL3 Instrument: smsd03.i

Sample Info: 45925

Purge Volume: 1000.0 Operator: PEL

Column phase: HPMS-5 Column diameter: 0.25

21 Benzyl alcohol Concentration: 19.0 ug/l

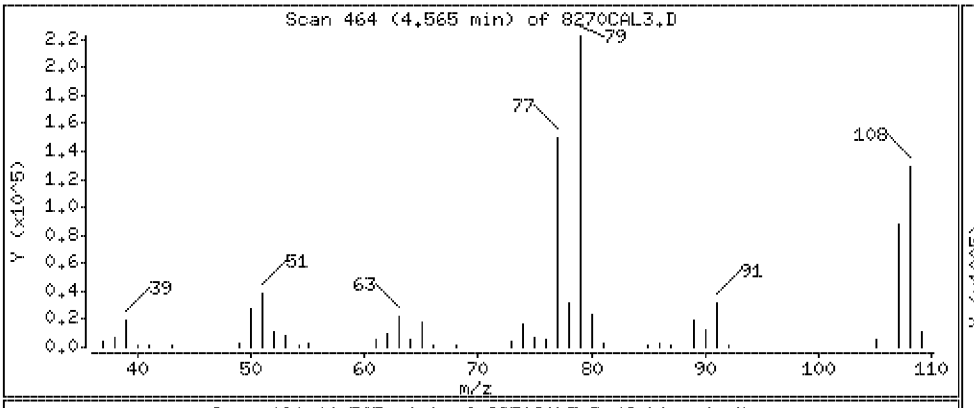

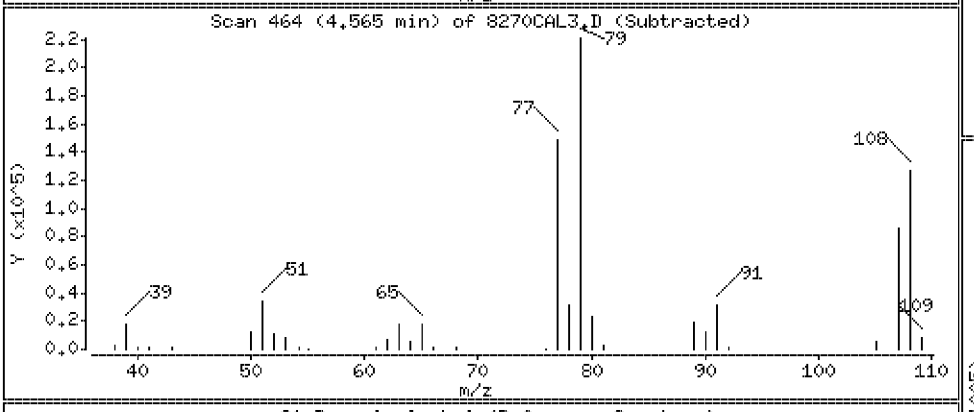

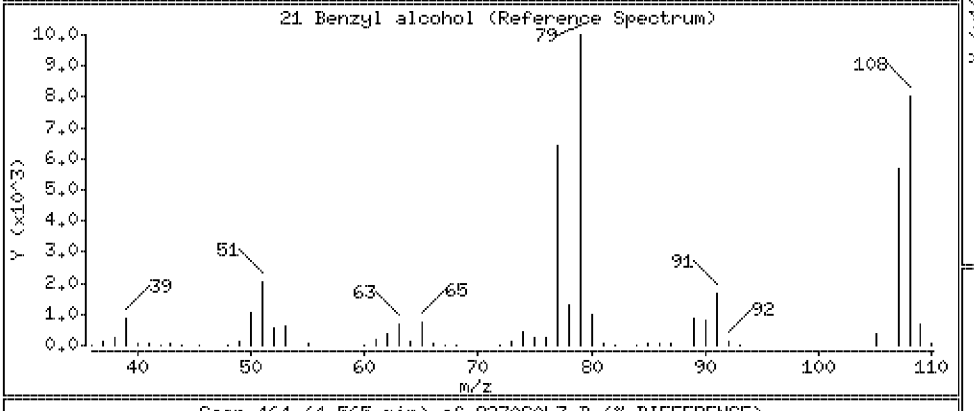

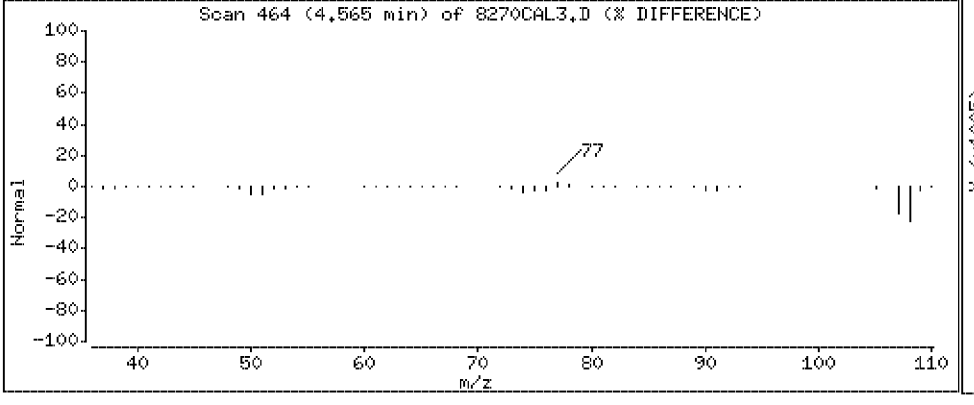

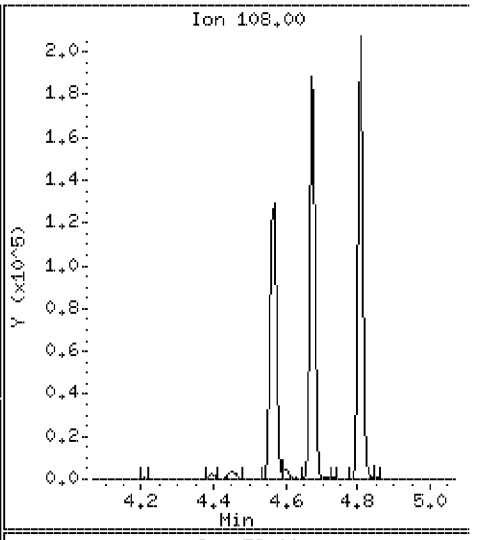

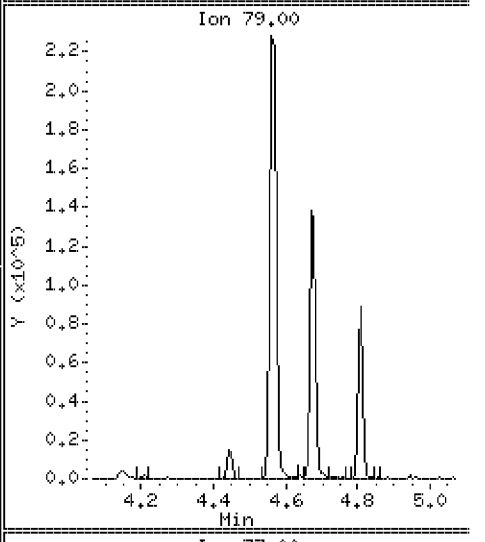

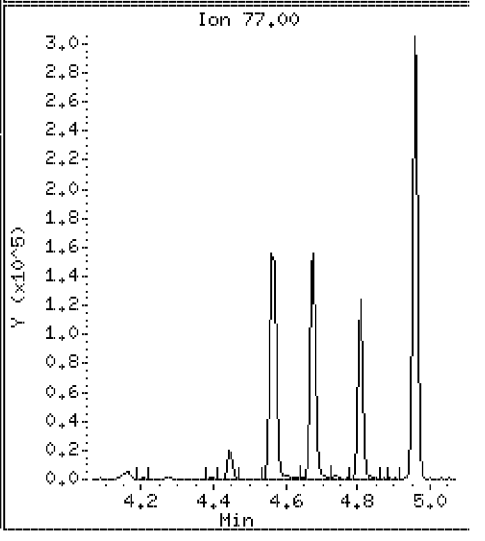

Data File: \\Svecd04\DD\chem\smsd03.i\S3042312.b\8270CAL3.D

Date : 23-APR-2012 11:58

Client ID: 8270CAL3

Instrument: smsd03.i

Sample Info: 45925

Purge Volume: 1000.0

Operator: PEL

Column phase: HPMS-5

Column diameter: 0.25

20 1,2-Dichlorobenzene

Concentration: 19.9 ug/l

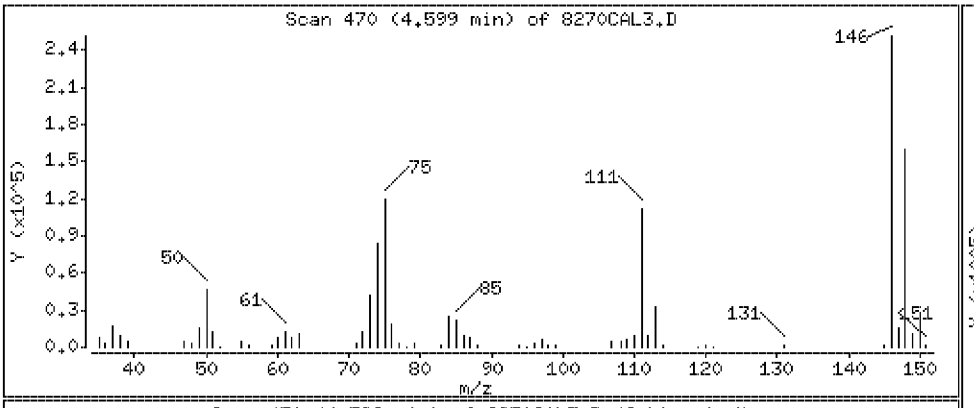

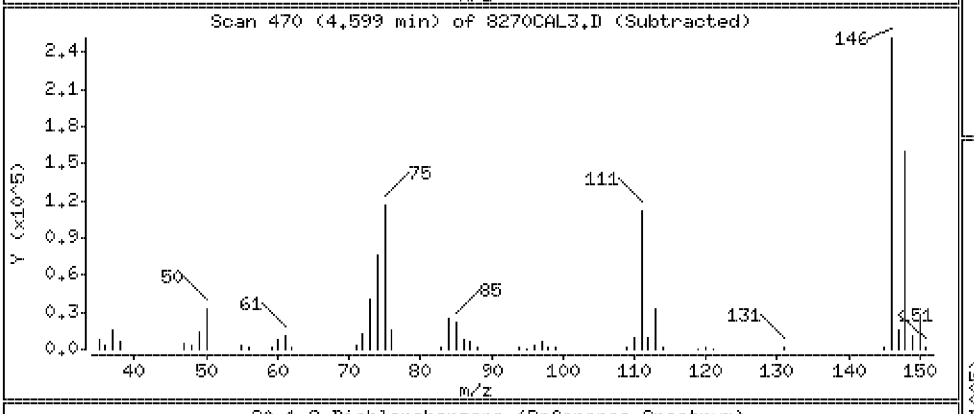

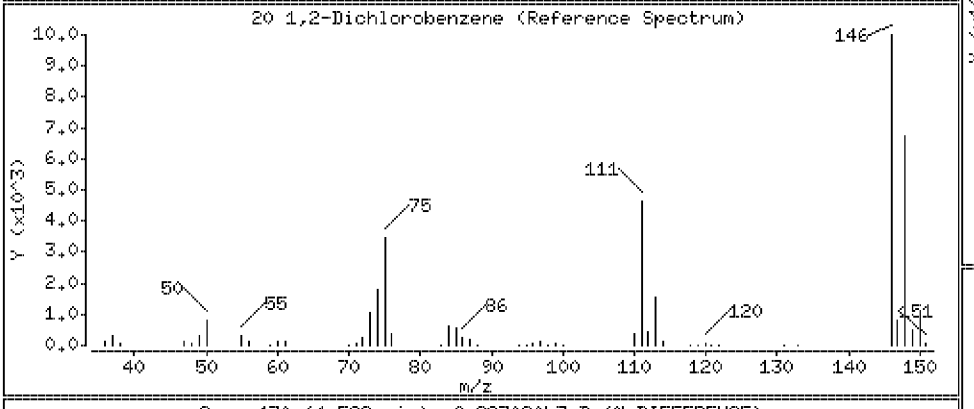

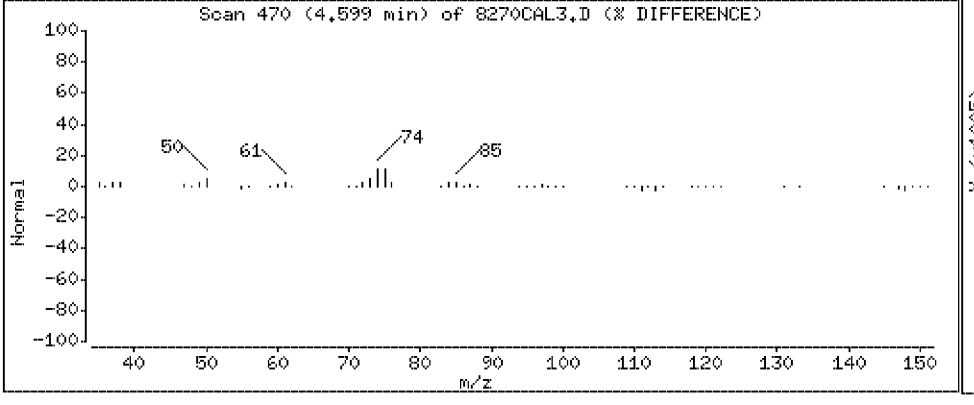

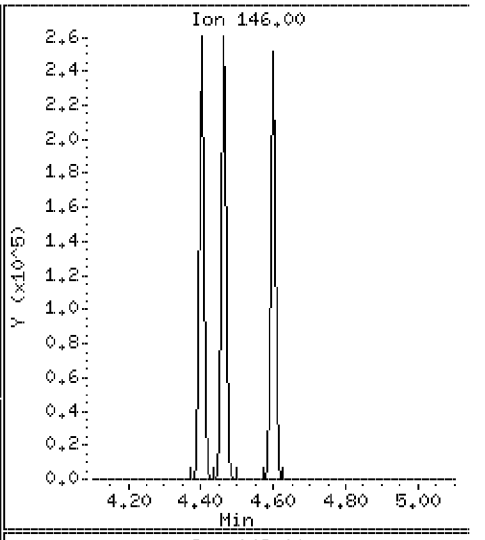

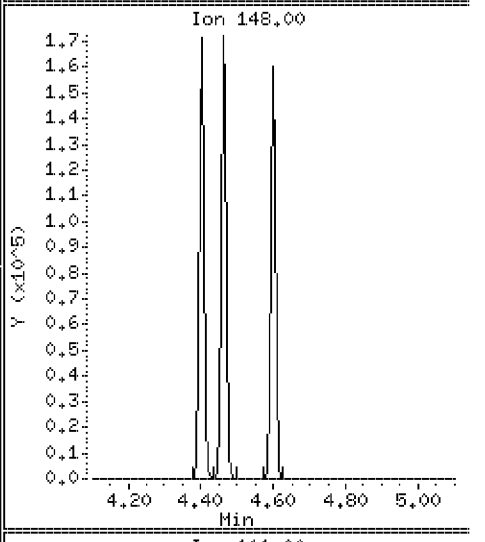

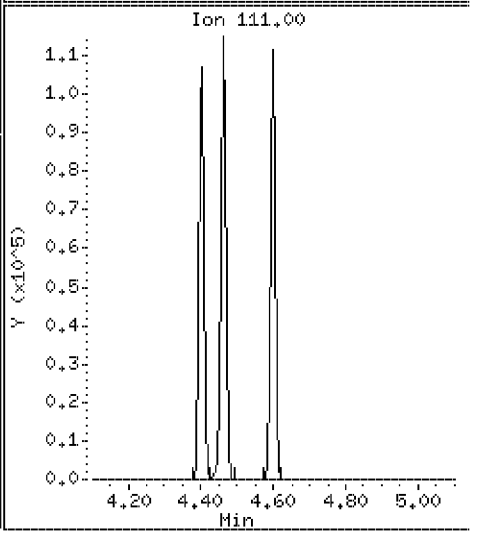

Data File: \\Svecd04\DD\chem\smsd03.i\S3042312.b\8270CAL3.D

Date : 23-APR-2012 11:58

Client ID: 8270CAL3

Instrument: smsd03.i

Sample Info: 45925

Purge Volume: 1000.0

Operator: PEL

Column phase: HPMS-5

Column diameter: 0.25

22 2-Methylphenol

Concentration: 18.9 ug/l

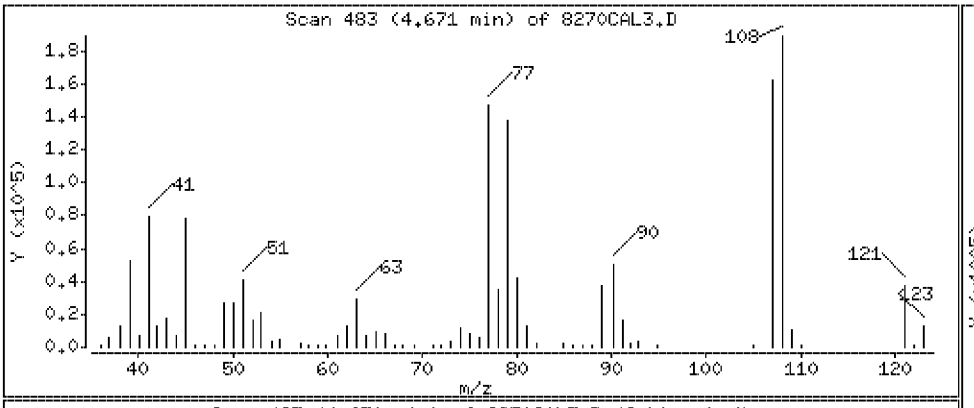

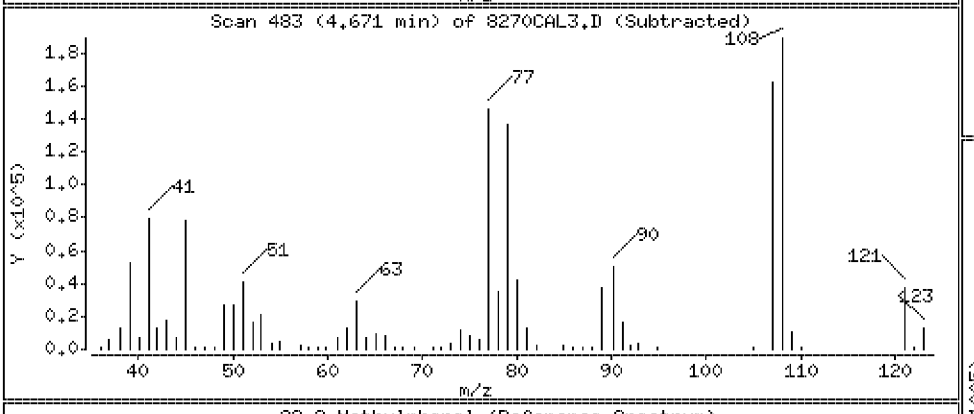

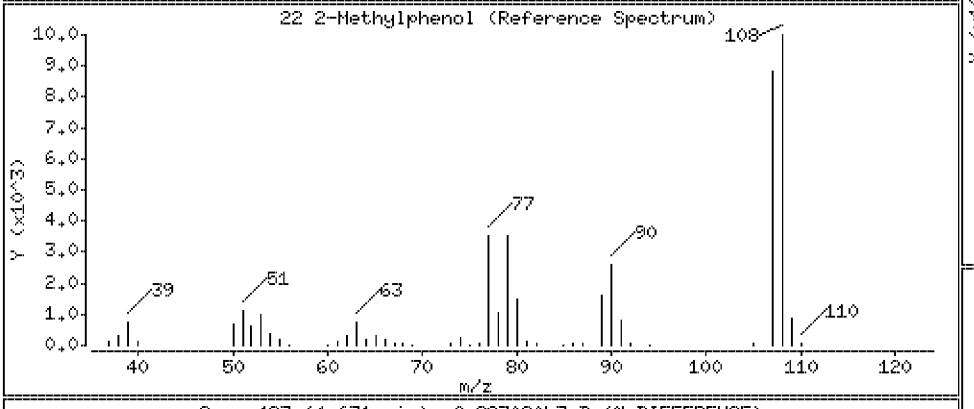

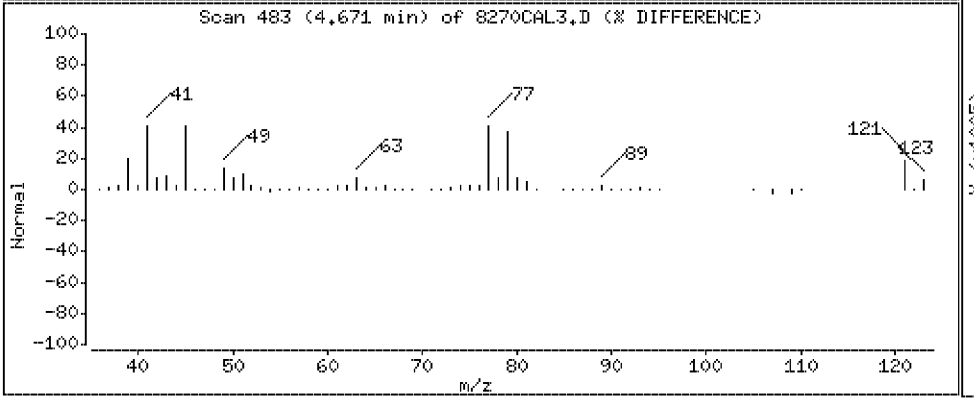

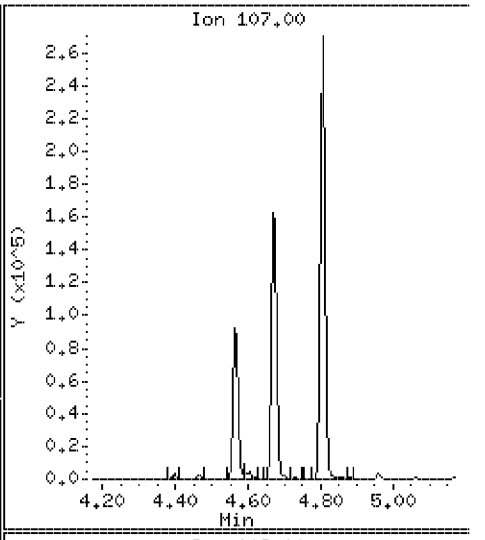

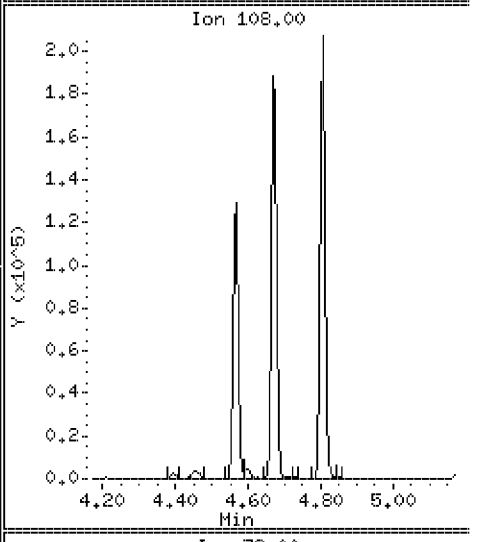

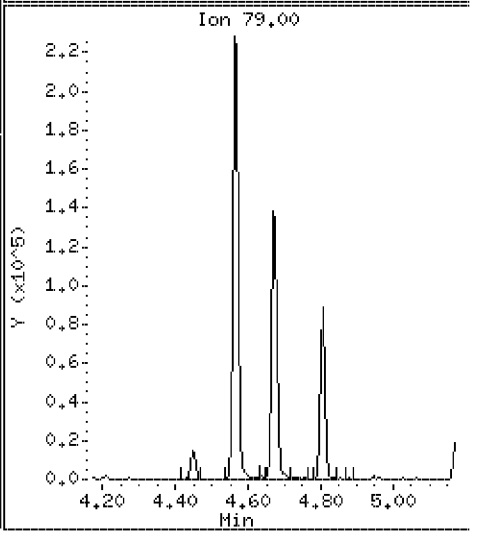

Data File: \\Svecd04\DD\chem\smsd03.i\S3042312.b\8270CAL3.D

Date : 23-APR-2012 11:58

Client ID: 8270CAL3 Instrument: smsd03.i

Sample Info: 45925

Purge Volume: 1000.0 Operator: PEL

Column phase: HPMS-5 Column diameter: 0.25

23 2,2'-oxybis(1-chloropropane) Concentration: 19.4 ug/l

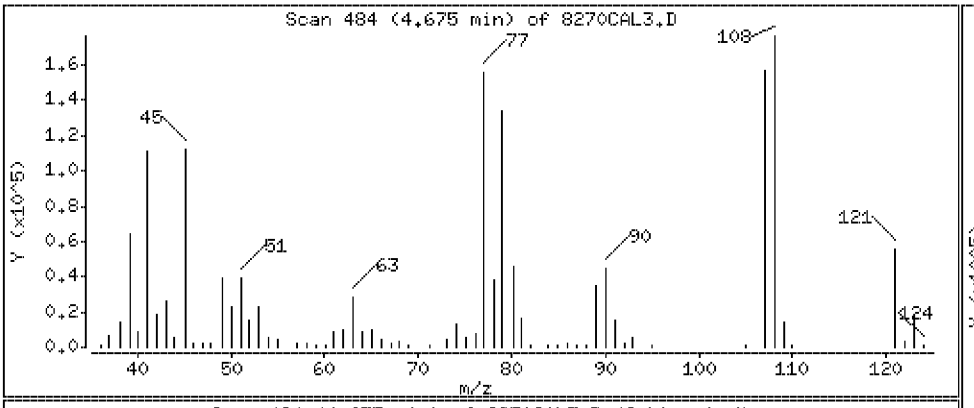

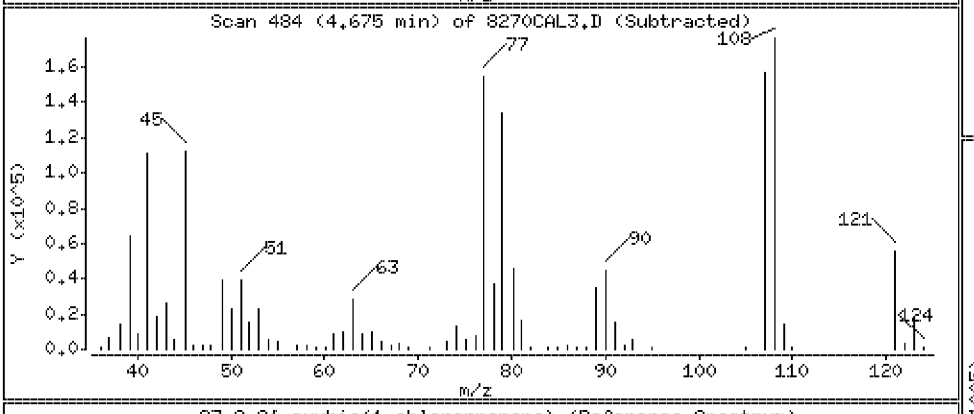

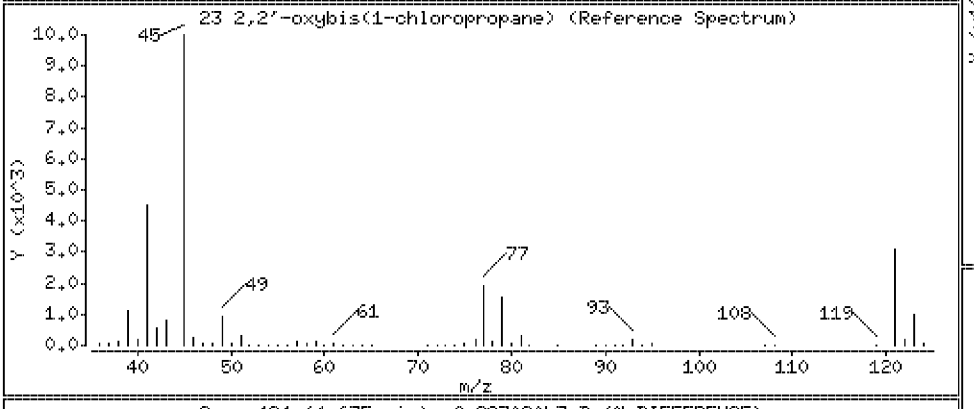

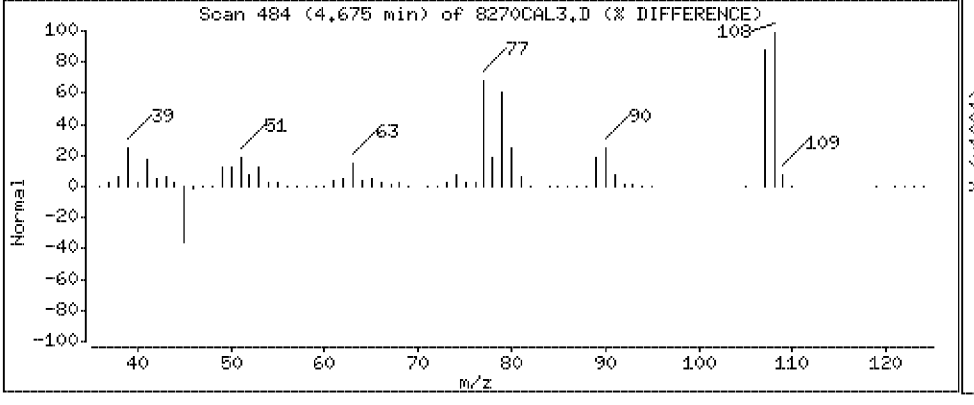

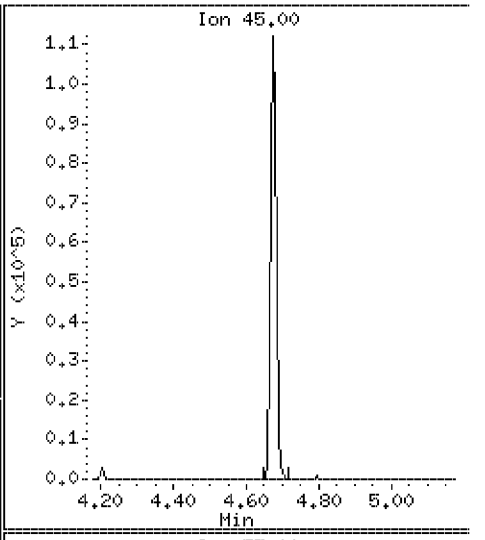

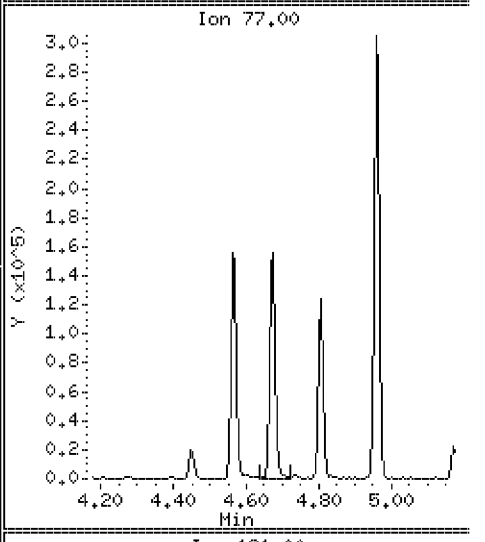

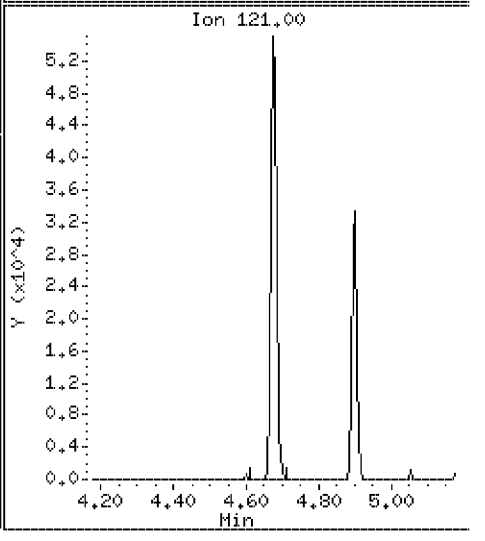

Data File: \\Svecd04\DD\chem\smsd03.i\S3042312.b\8270CAL3.D

Date : 23-APR-2012 11:58

Client ID: 8270CAL3

Instrument: smsd03.i

Sample Info: 45925

Purge Volume: 1000.0

Operator: PEL

Column phase: HPMS-5

Column diameter: 0.25

28 4-Methylphenol

Concentration: 19.5 ug/l

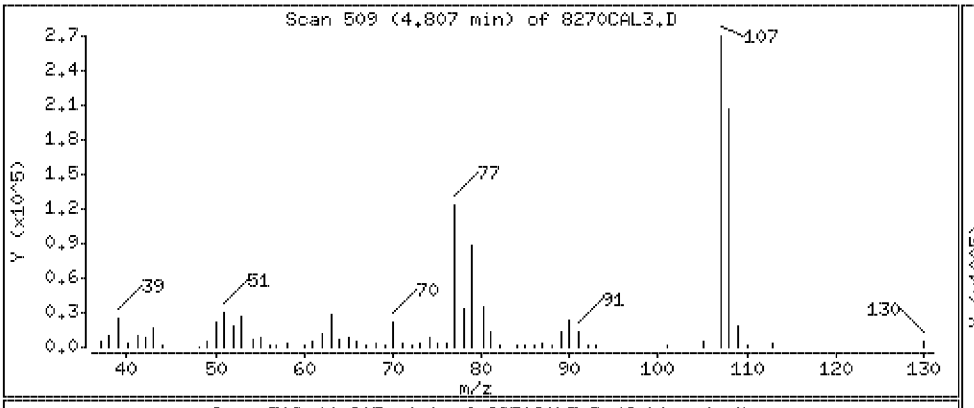

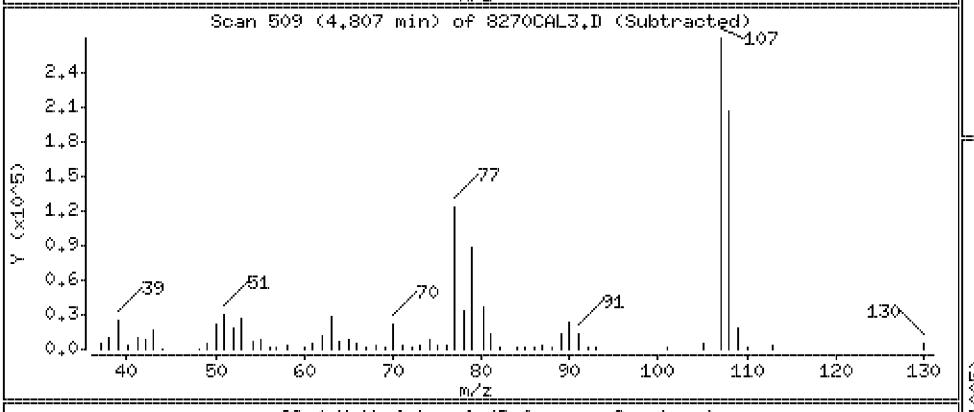

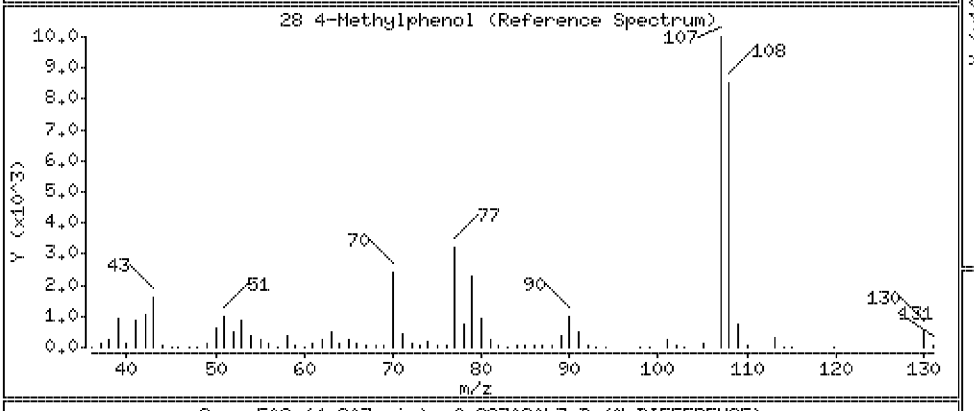

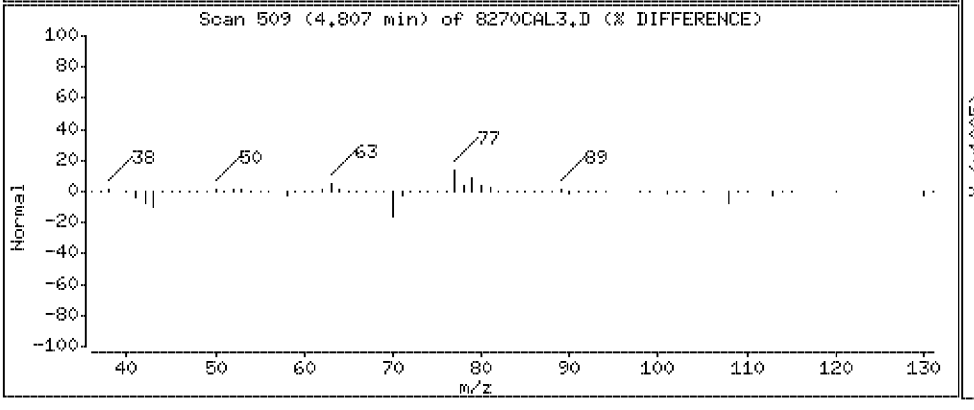

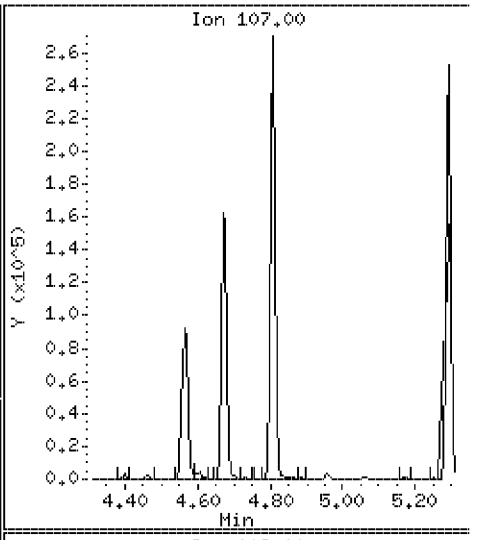

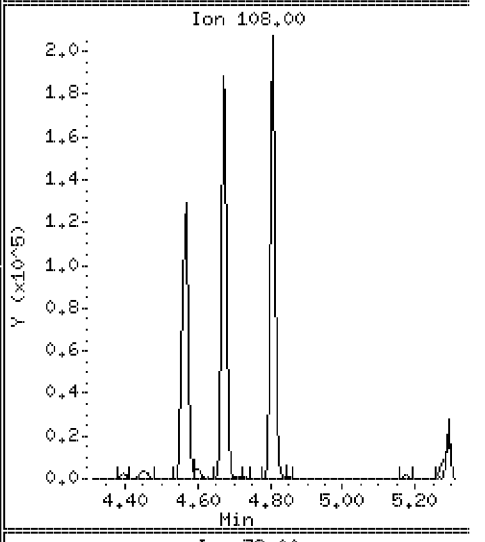

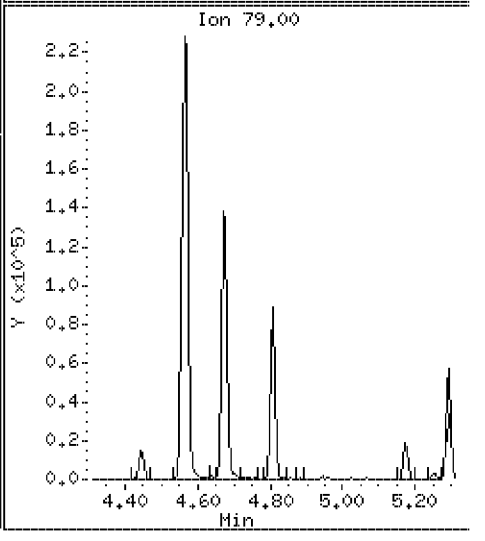

Data File: \\Svecd04\DD\chem\smsd03.i\S3042312.b\8270CAL3.D

Date : 23-APR-2012 11:58

Client ID: 8270CAL3 Instrument: smsd03.i

Sample Info: 45925

Purge Volume: 1000.0 Operator: PEL

Column phase: HPMS-5 Column diameter: 0.25

26 N-Nitrosodinpropylamine Concentration: 19.3 ug/l

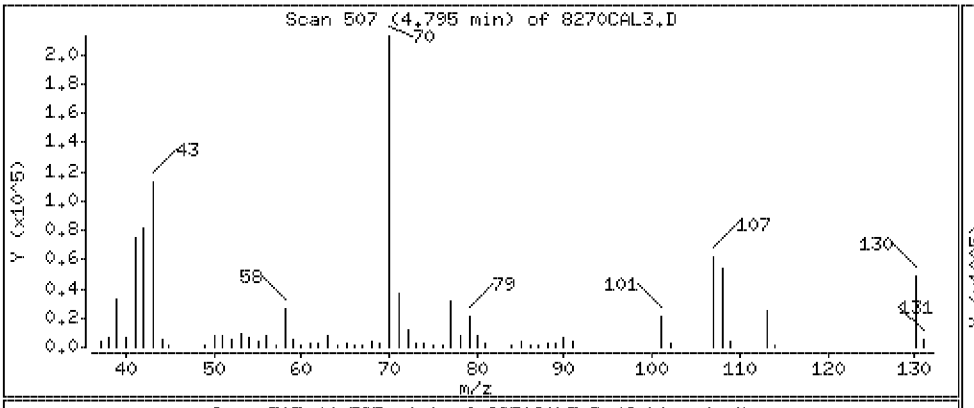

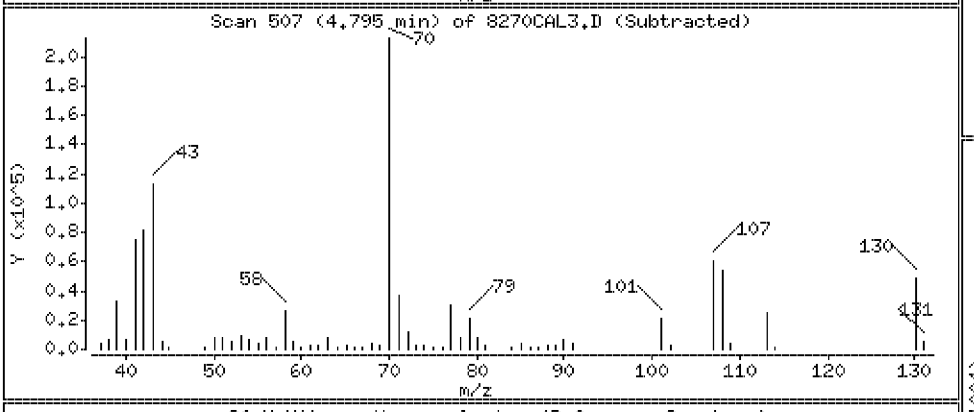

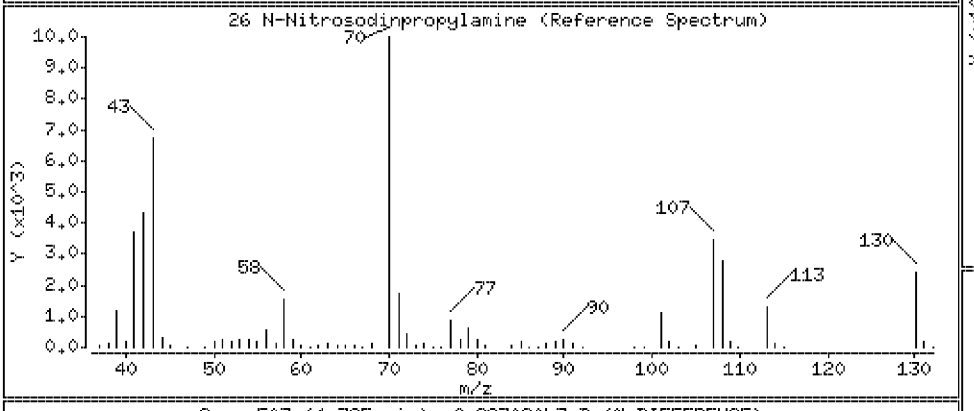

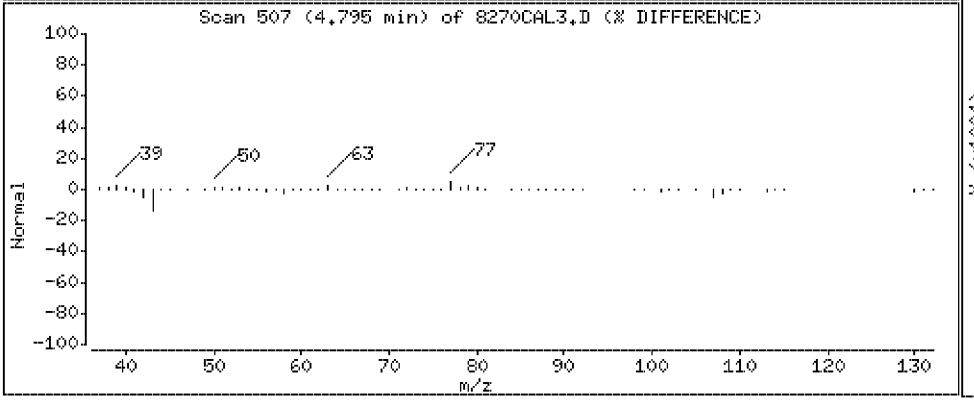

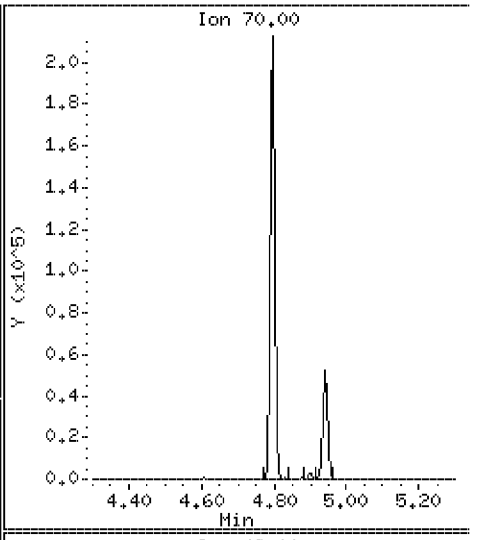

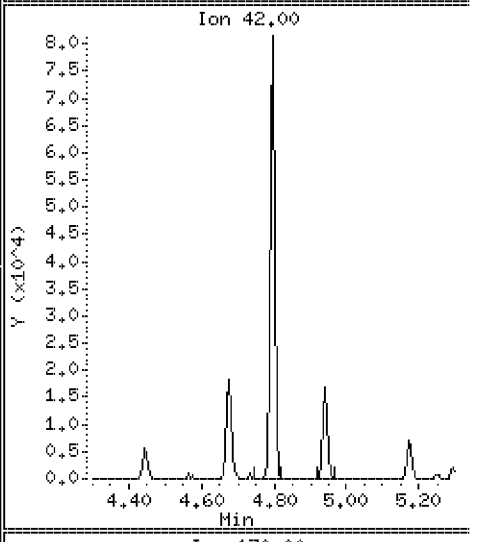

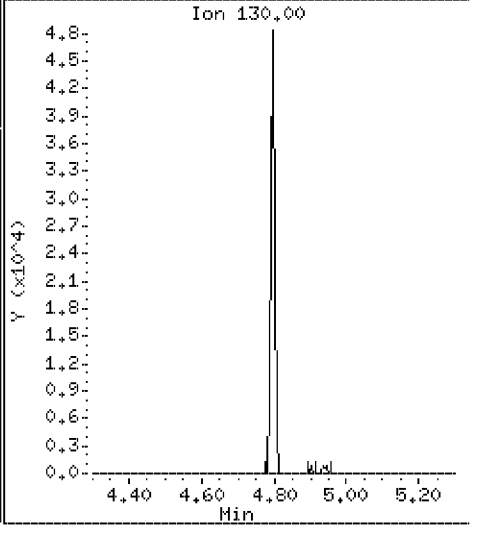

Data File: \\Svecd04\DD\chem\smsd03.i\S3042312.b\8270CAL3.D

Date : 23-APR-2012 11:58

Client ID: 8270CAL3 Instrument: smsd03.i

Sample Info: 45925

Purge Volume: 1000.0 Operator: PEL

Column phase: HPMS-5 Column diameter: 0.25

30 Hexachloroethane Concentration: 19.4 ug/l

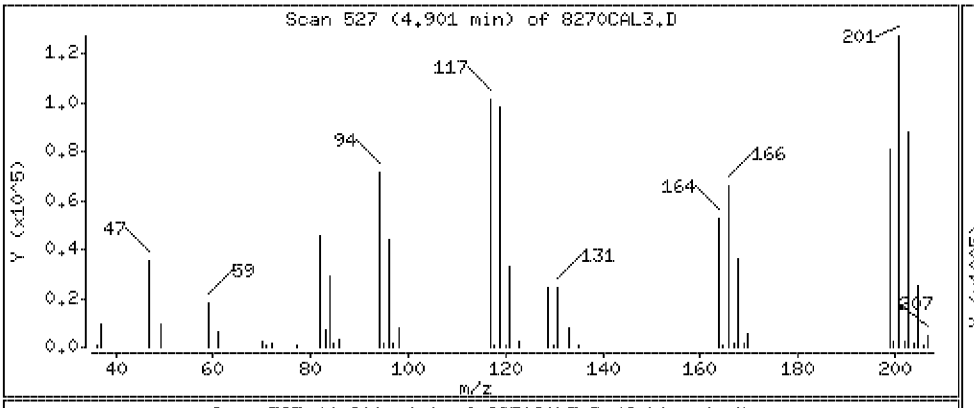

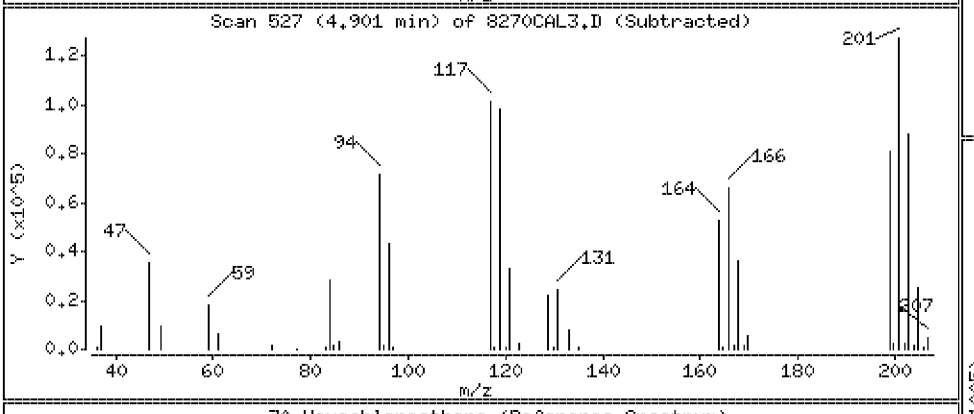

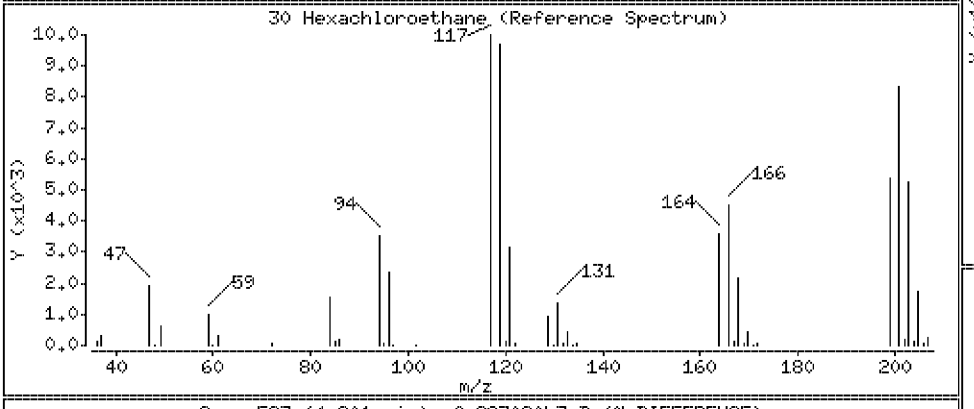

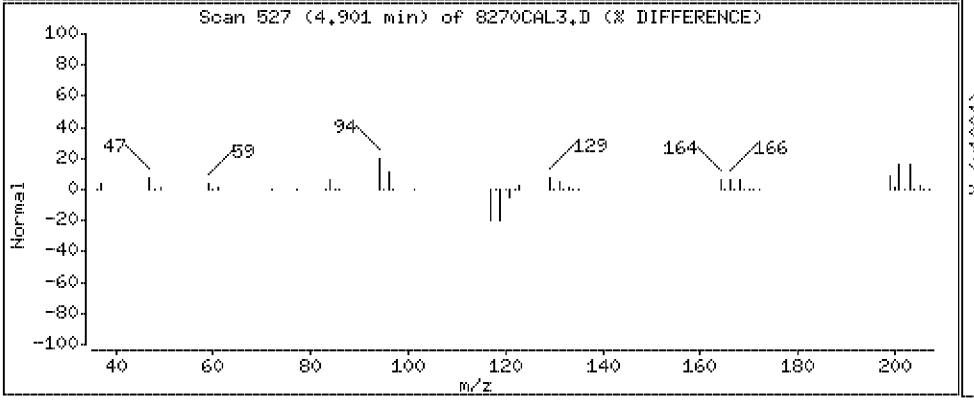

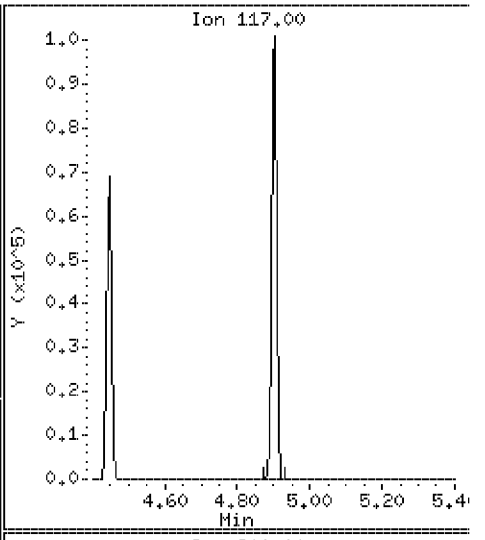

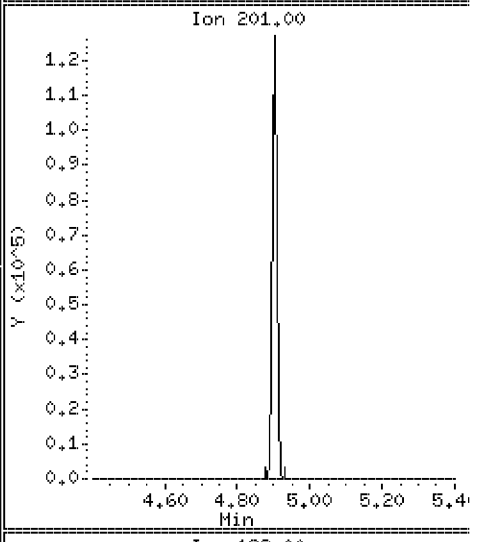

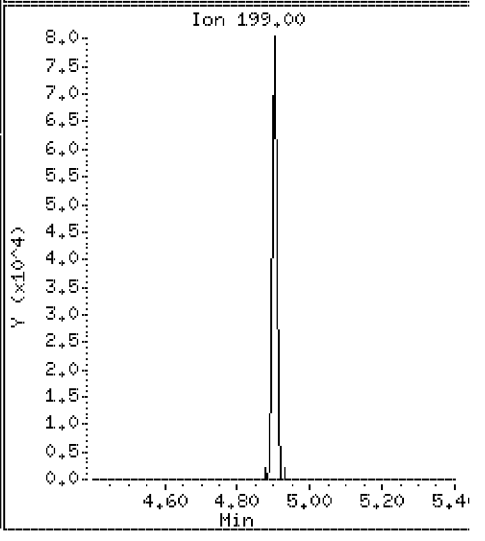

Data File: \\Svecd04\DD\chem\smsd03.i\S3042312.b\8270CAL3.D

Date : 23-APR-2012 11:58

Client ID: 8270CAL3 Instrument: smsd03.i

Sample Info: 45925

Purge Volume: 1000.0 Operator: PEL

Column phase: HPMS-5 Column diameter: 0.25

32 Nitrobenzene Concentration: 19.8 ug/l

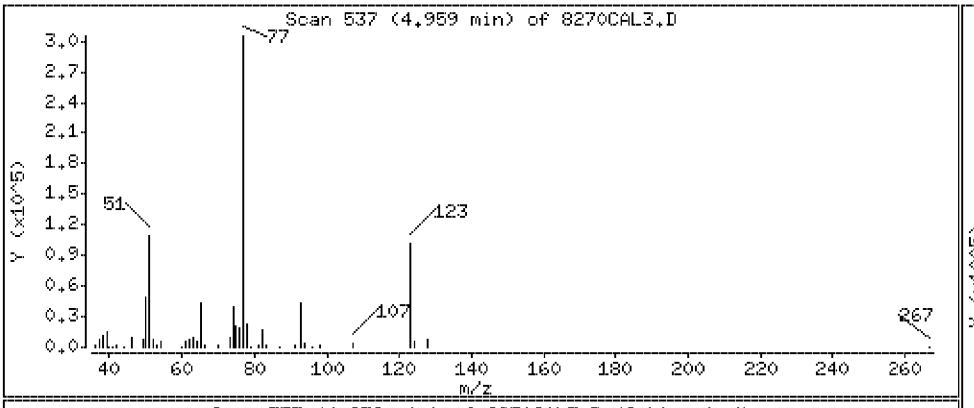

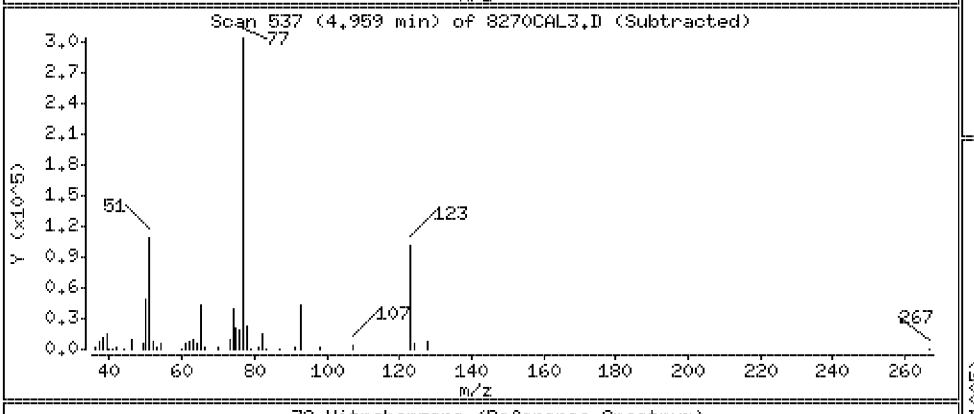

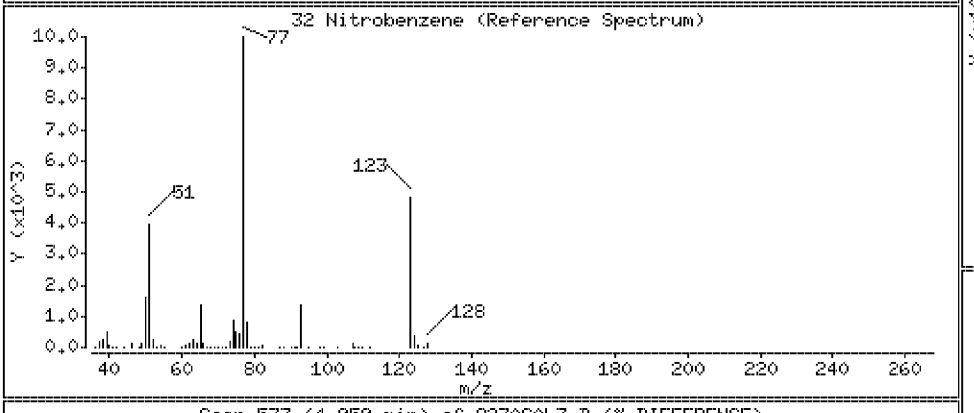

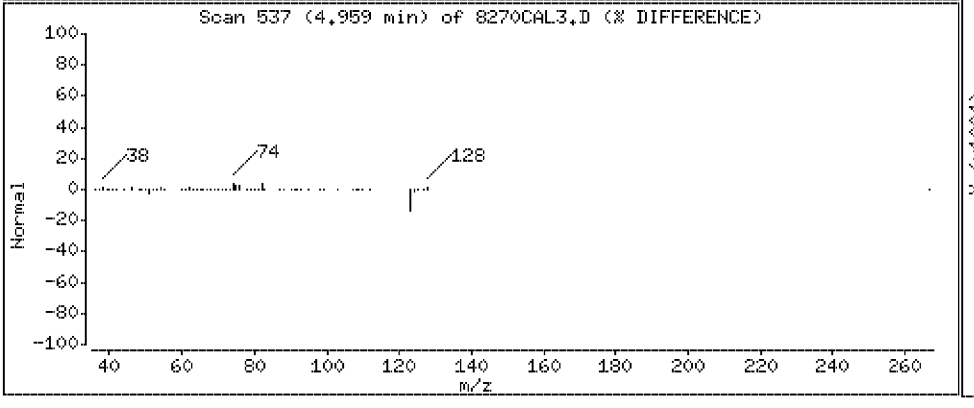

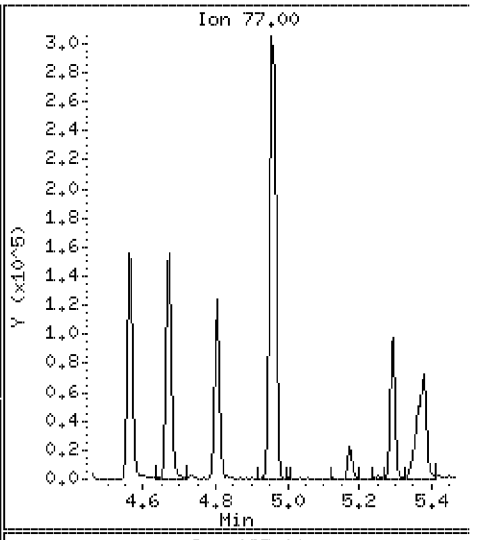

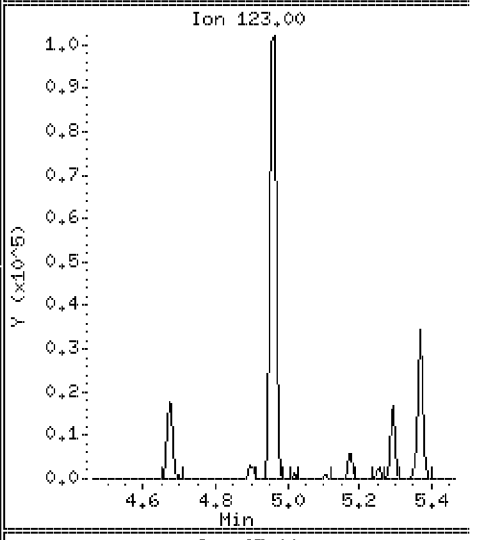

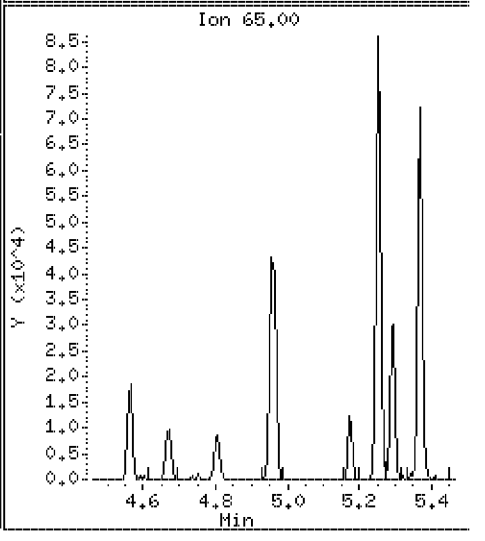

Data File: \\Svecd04\DD\chem\smsd03.i\S3042312.b\8270CAL3.D

Date : 23-APR-2012 11:58

Client ID: 8270CAL3 Instrument: smsd03.i

Sample Info: 45925

Purge Volume: 1000.0 Operator: PEL

Column phase: HPMS-5 Column diameter: 0.25

34 Isophorone Concentration: 19.8 ug/l

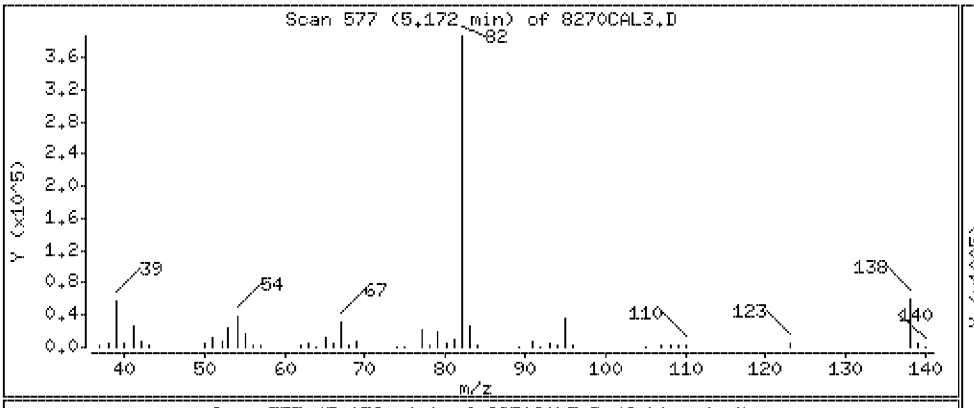

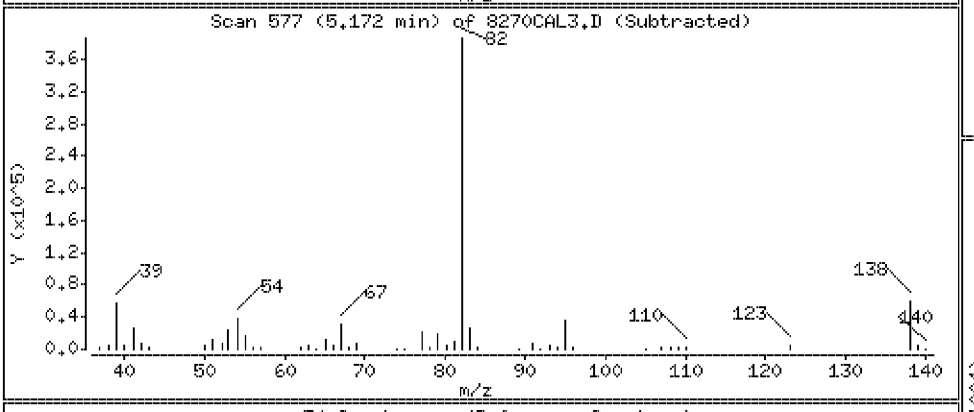

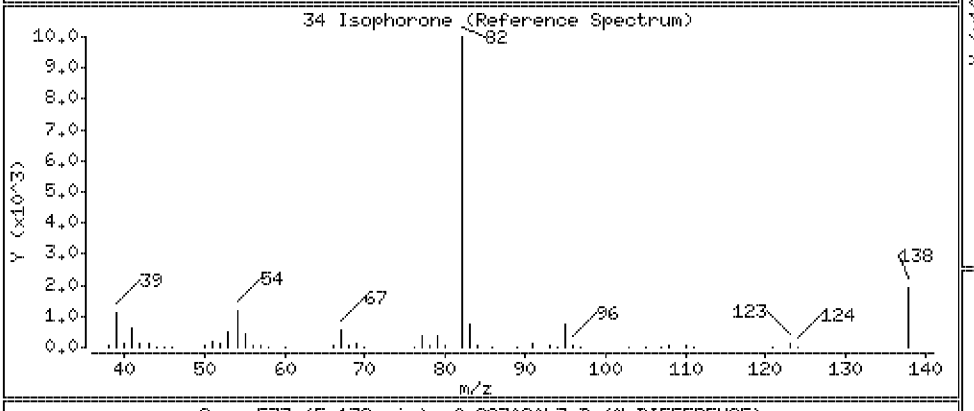

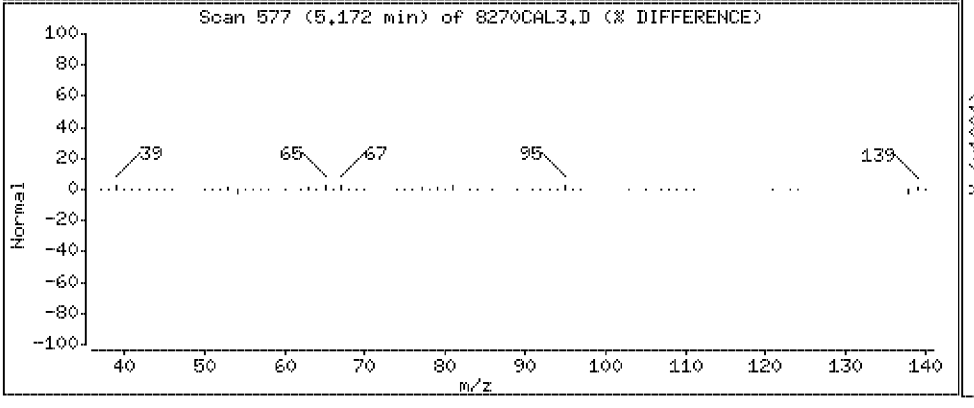

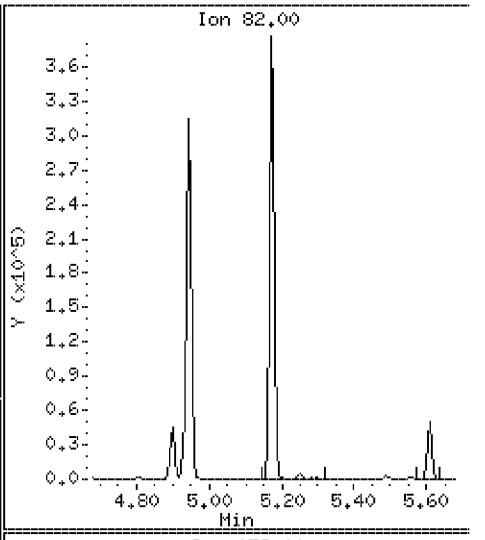

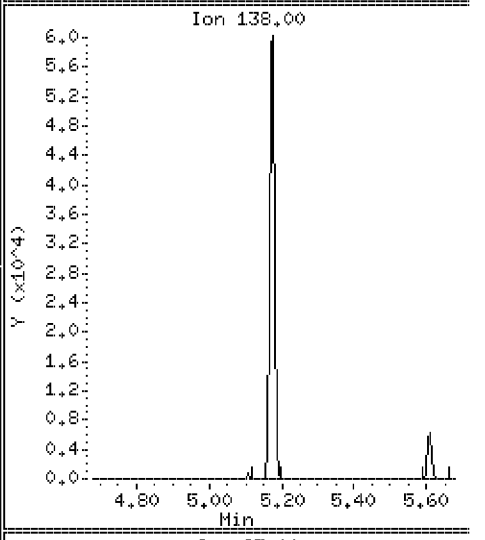

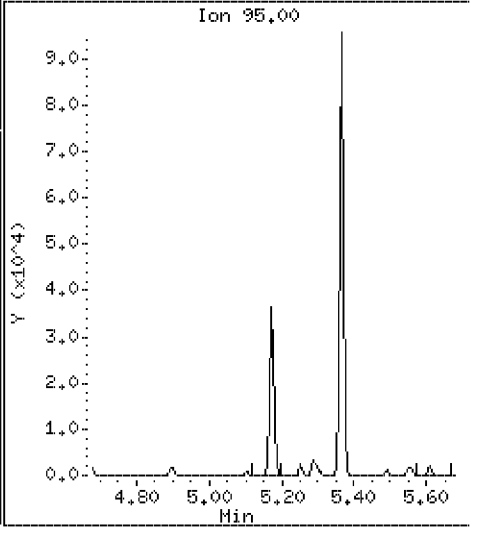

Data File: \\Svecd04\DD\chem\smsd03.i\S3042312.b\8270CAL3.D

Date : 23-APR-2012 11:58

Client ID: 8270CAL3

Instrument: smsd03.i

Sample Info: 45925

Purge Volume: 1000.0

Operator: PEL

Column phase: HPMS-5

Column diameter: 0.25

35 2-Nitrophenol

Concentration: 20.0 ug/l

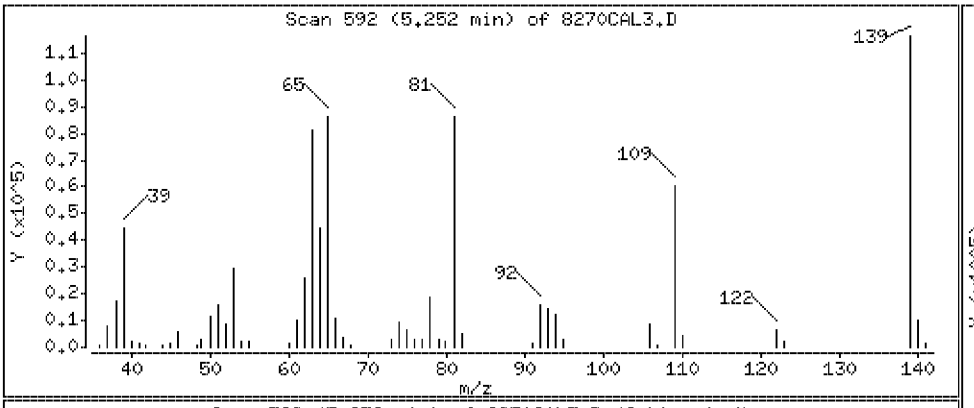

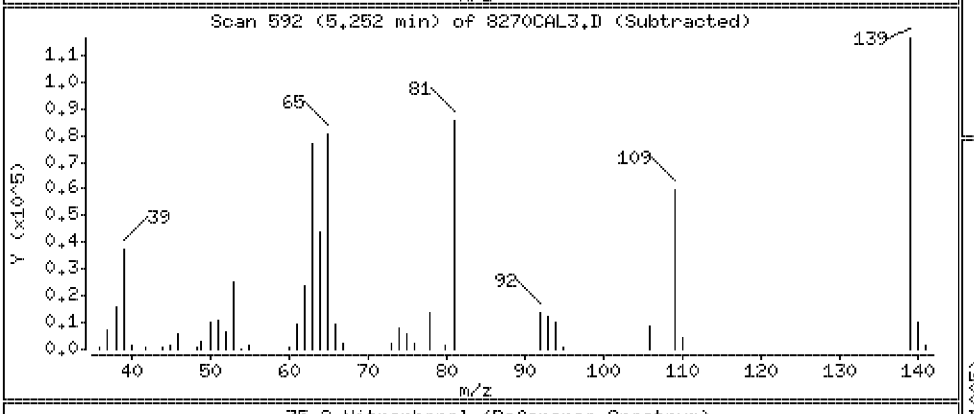

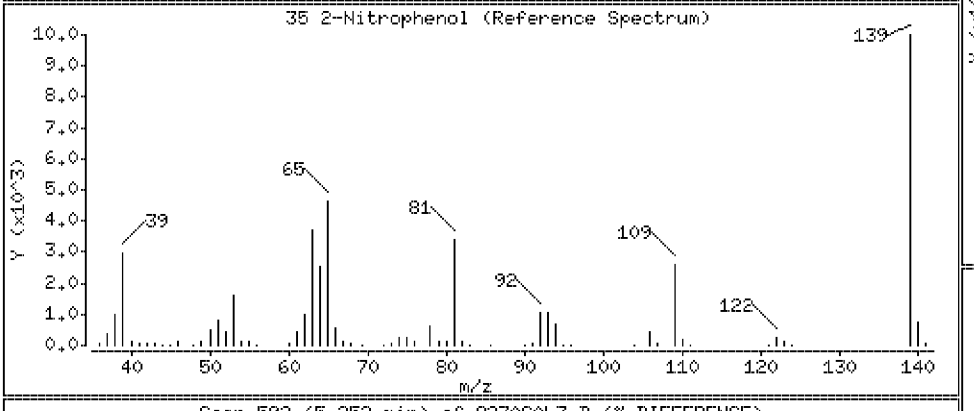

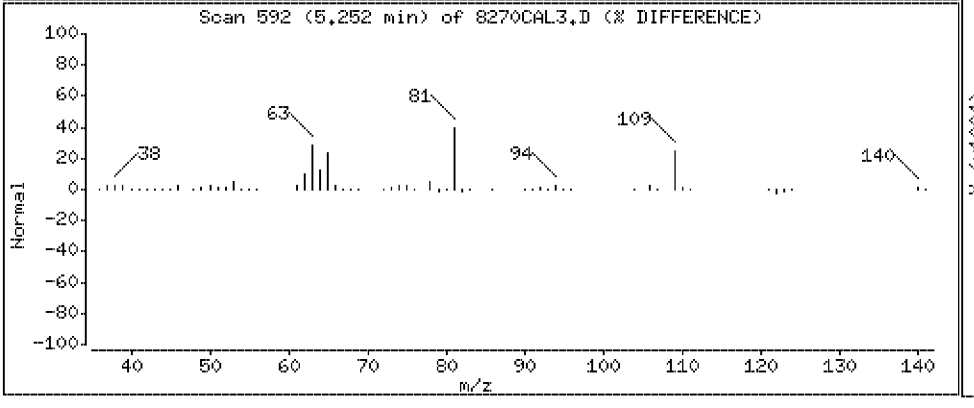

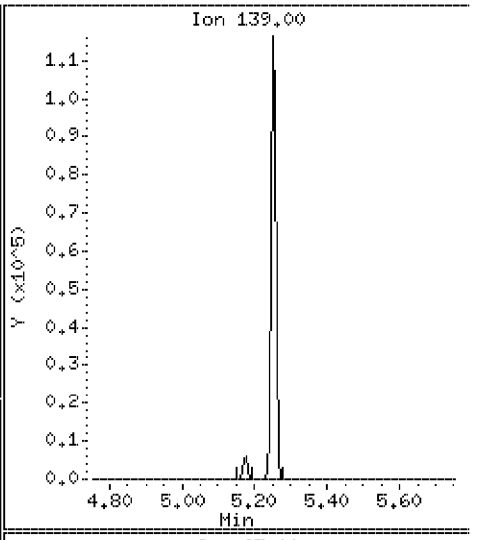

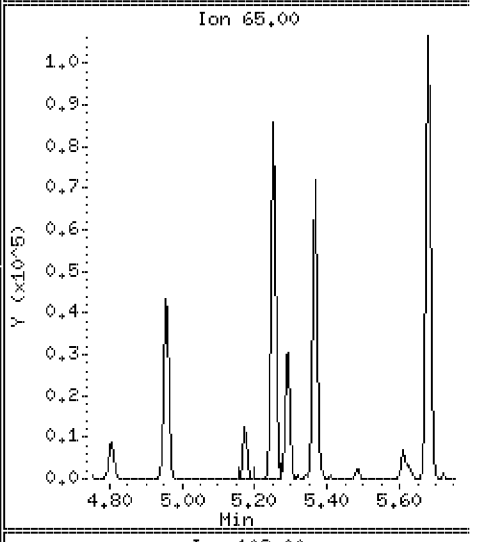

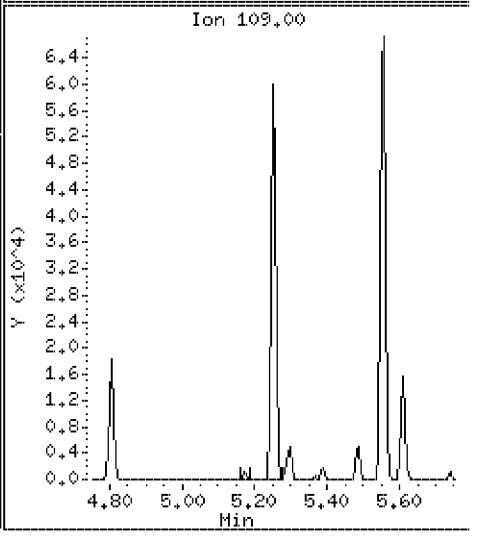

Data File: \\Svecd04\DD\chem\smsd03.i\S3042312.b\8270CAL3.D

Date : 23-APR-2012 11:58

Client ID: 8270CAL3 Instrument: smsd03.i

Sample Info: 45925

Purge Volume: 1000.0 Operator: PEL

Column phase: HPMS-5 Column diameter: 0.25

36 2,4-Dimethylphenol Concentration: 19.7 ug/l

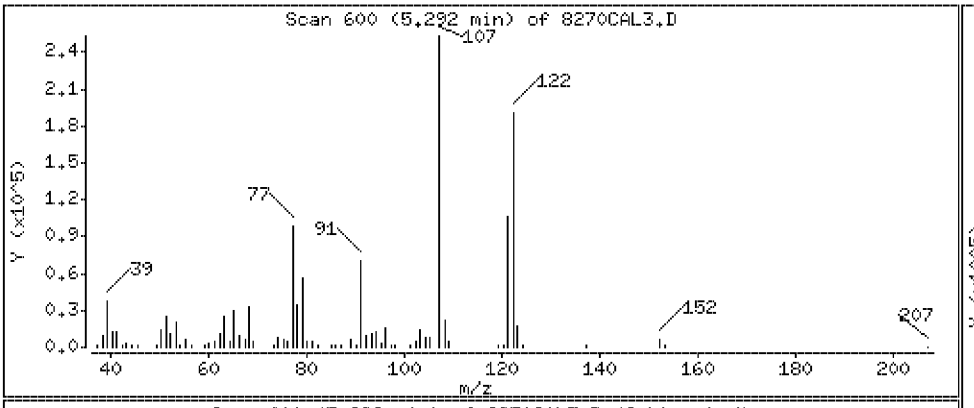

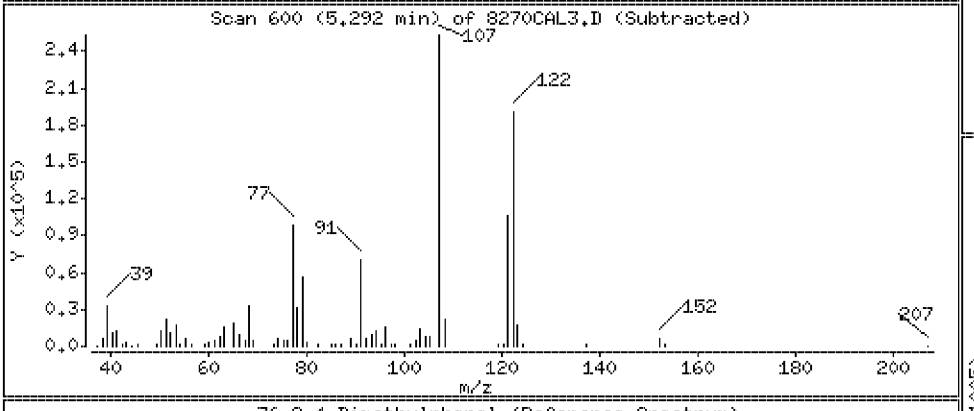

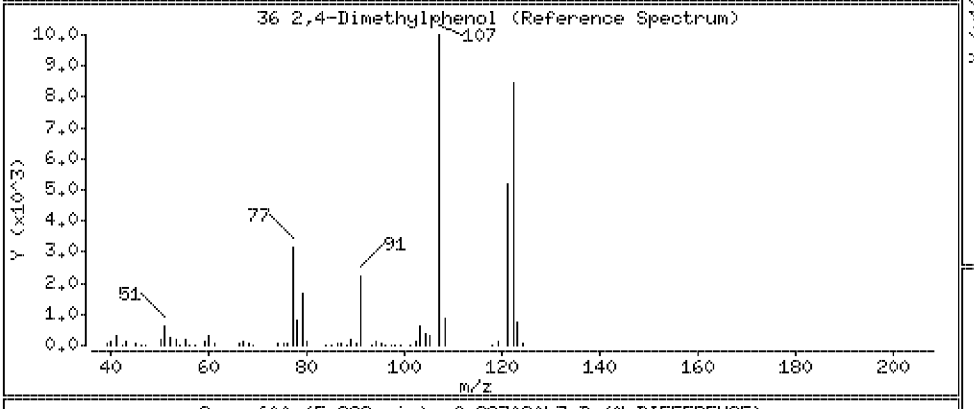

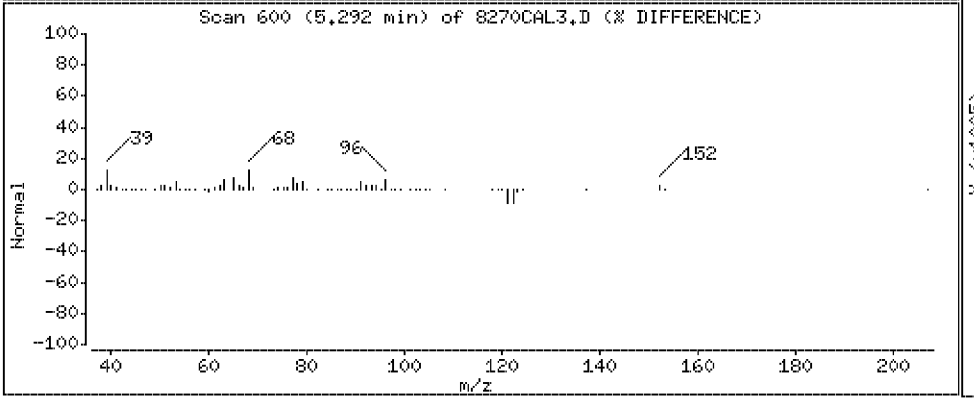

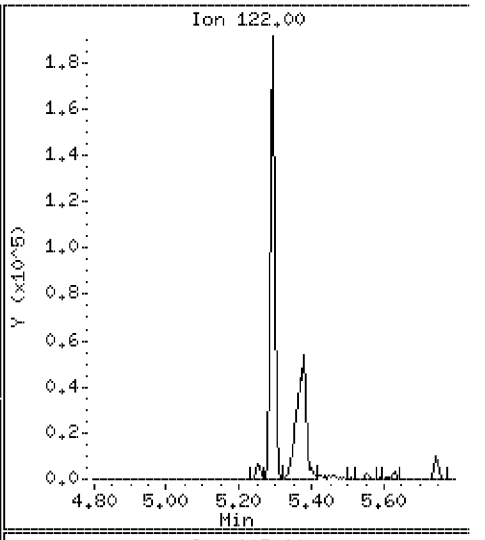

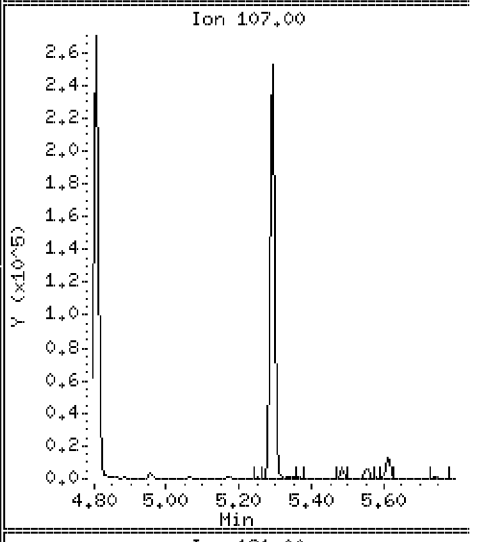

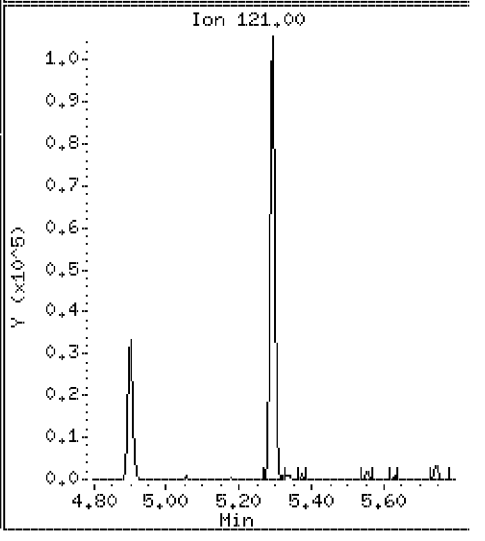

Data File: \\Svecd04\DD\chem\smsd03.i\S3042312.b\8270CAL3.D

Date : 23-APR-2012 11:58

Client ID: 8270CAL3 Instrument: smsd03.i

Sample Info: 45925

Purge Volume: 1000.0 Operator: PEL

Column phase: HPMS-5 Column diameter: 0.25

38 Bis(2-Chloroethoxy)methane Concentration: 19.7 ug/l

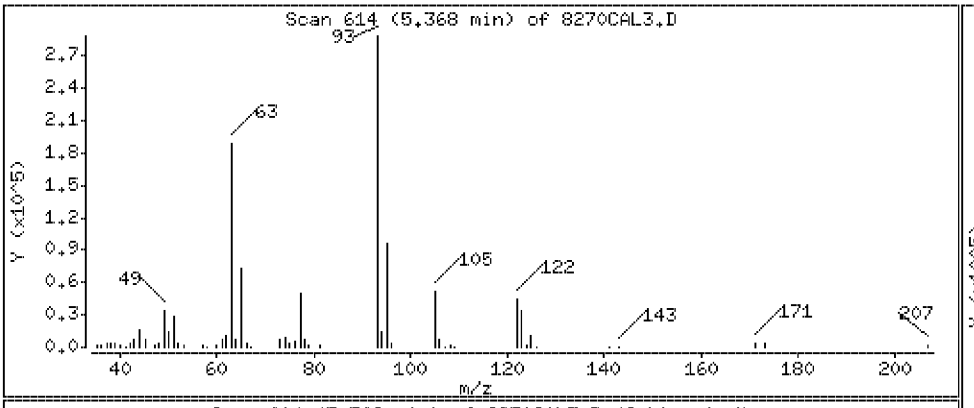

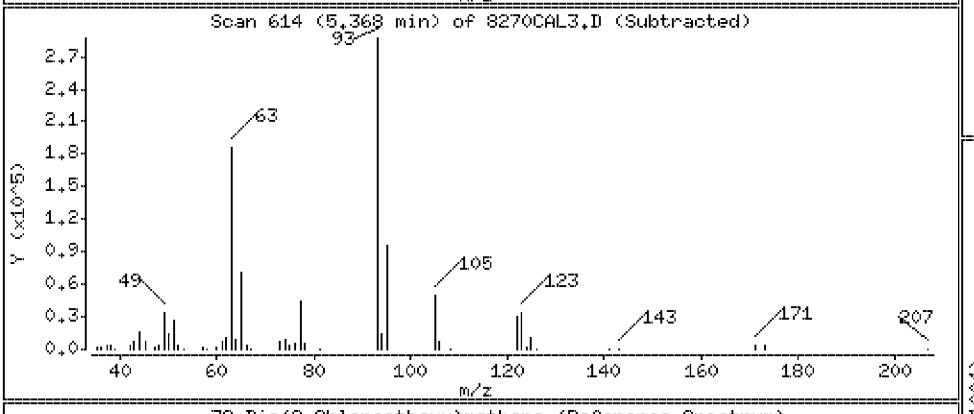

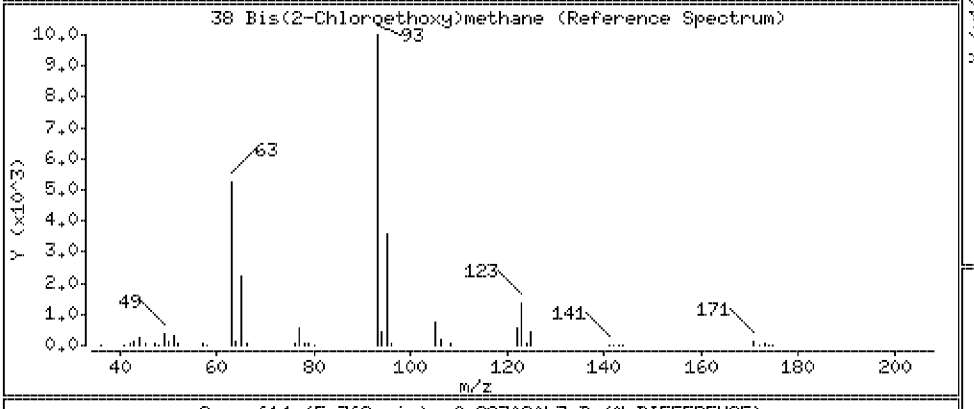

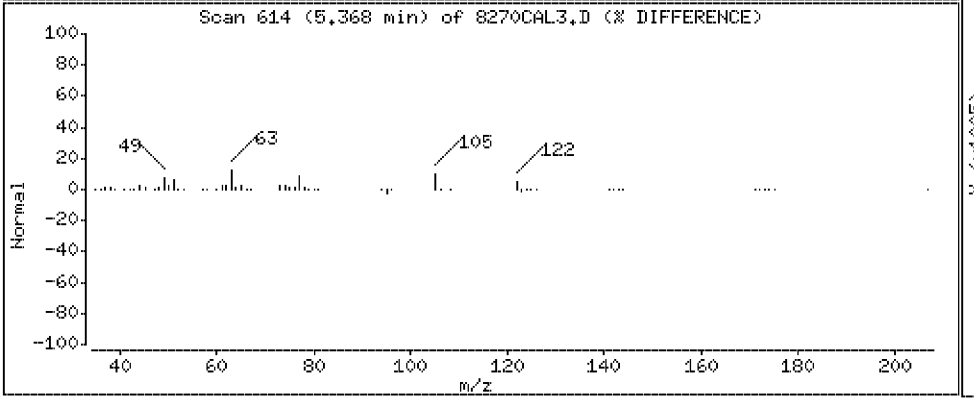

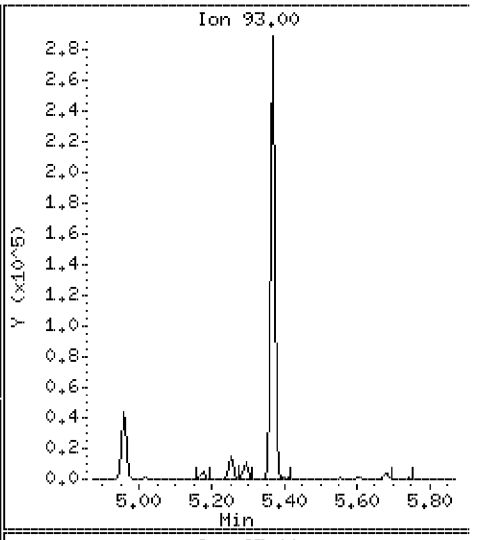

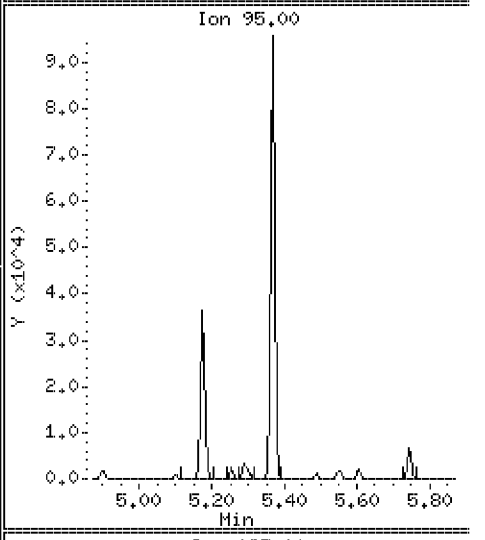

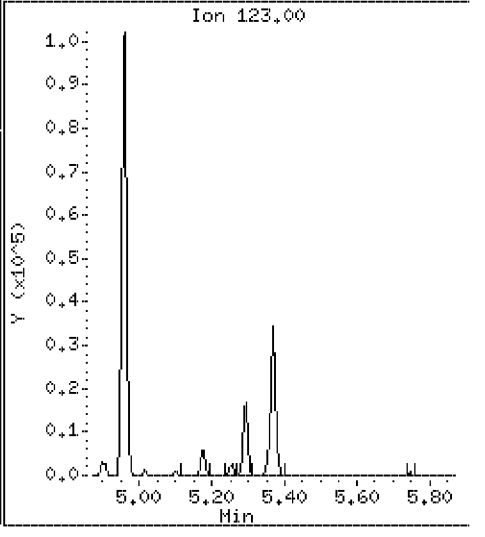

Data File: \\Svecd04\DD\chem\smsd03.i\S3042312.b\8270CAL3.D

Date : 23-APR-2012 11:58

Client ID: 8270CAL3

Instrument: smsd03.i

Sample Info: 45925

Purge Volume: 1000.0

Operator: PEL

Column phase: HPMS-5

Column diameter: 0.25

40 Benzoic Acid

Concentration: 19.8 ug/l

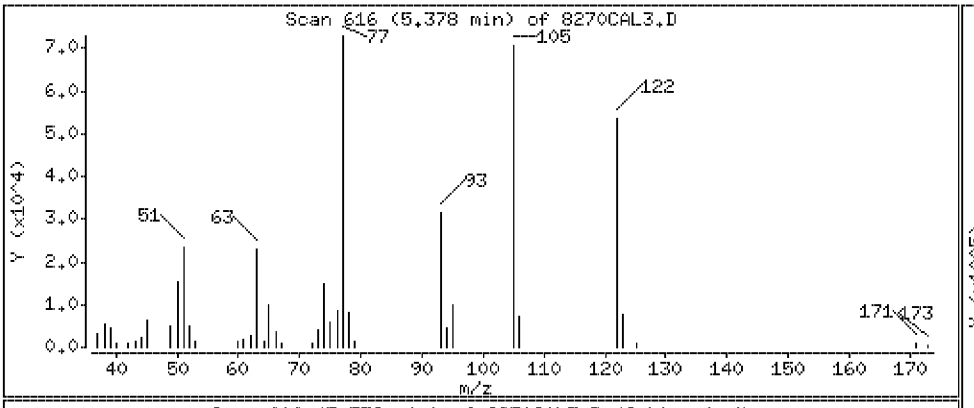

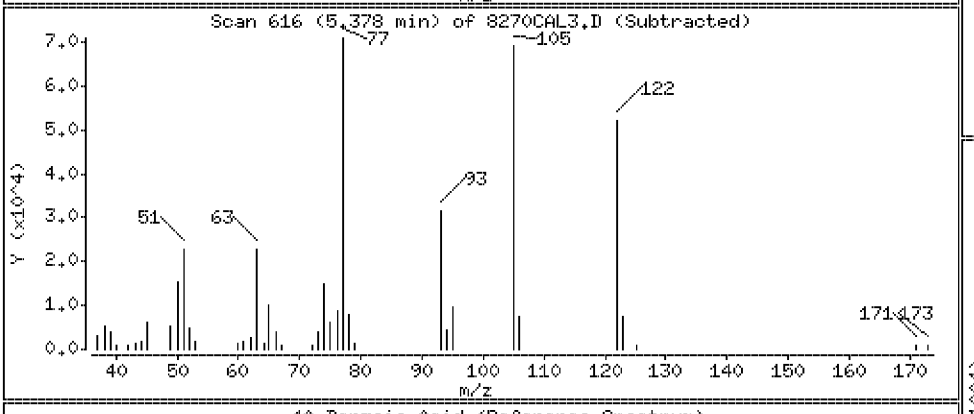

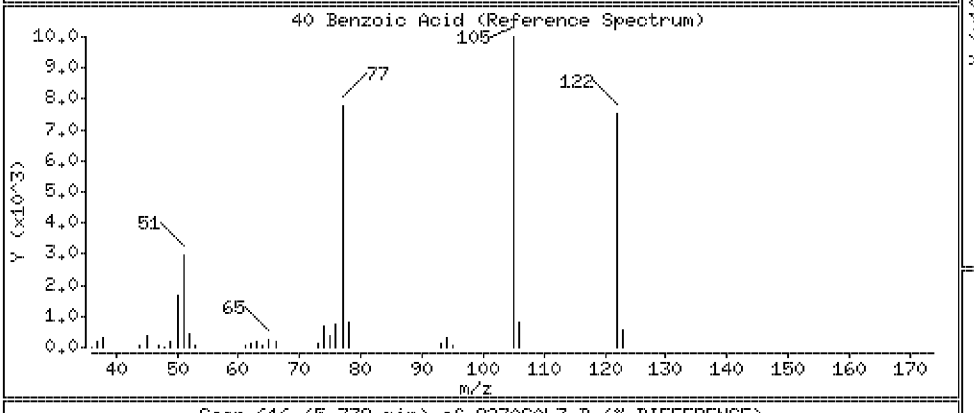

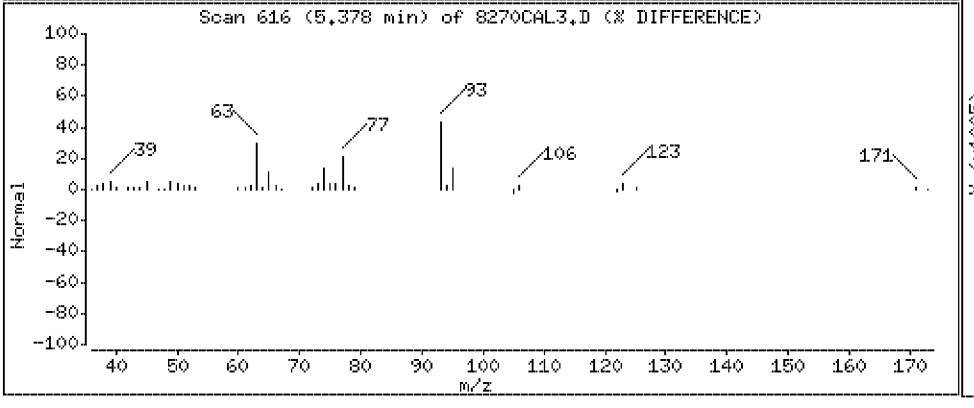

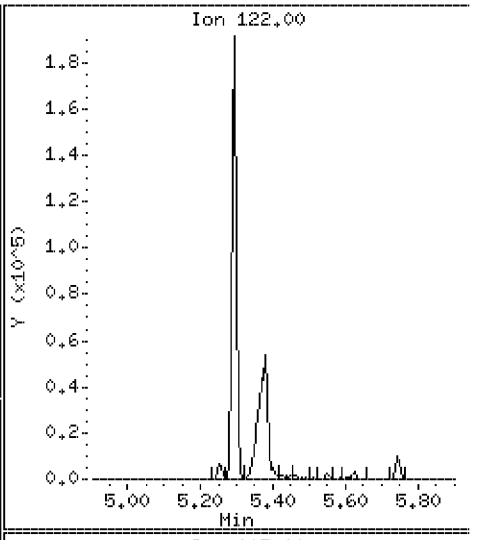

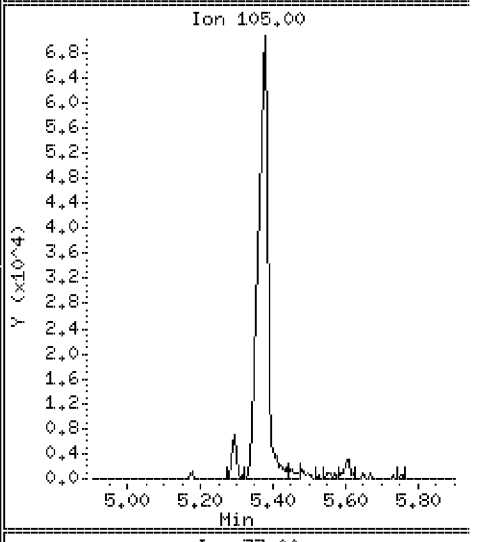

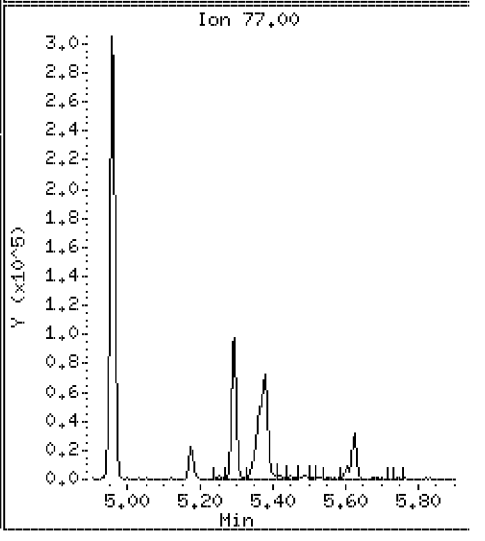

Data File: \\Svecd04\DD\chem\smsd03.i\S3042312.b\8270CAL3.D

Date : 23-APR-2012 11:58

Client ID: 8270CAL3

Instrument: smsd03.i

Sample Info: 45925

Purge Volume: 1000.0

Operator: PEL

Column phase: HPMS-5

Column diameter: 0.25

41 2,4-Dichlorophenol

Concentration: 19.6 ug/l

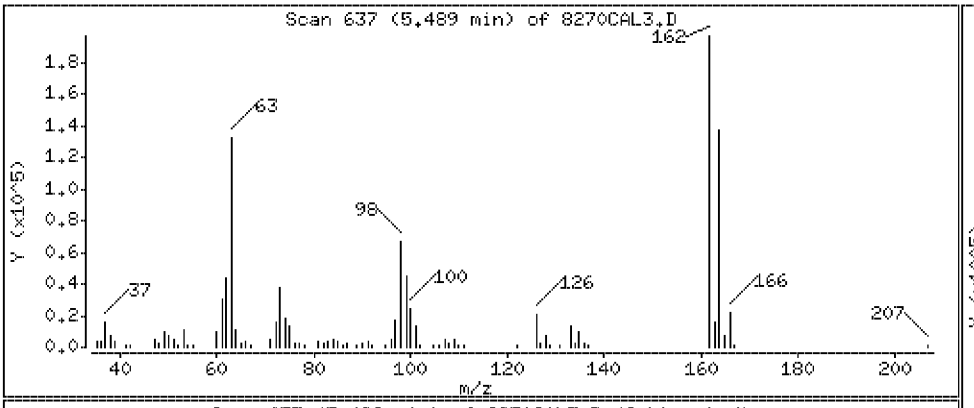

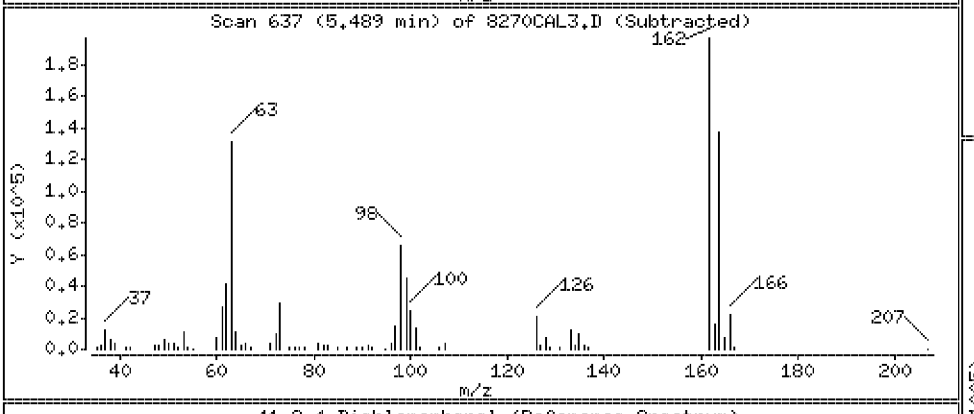

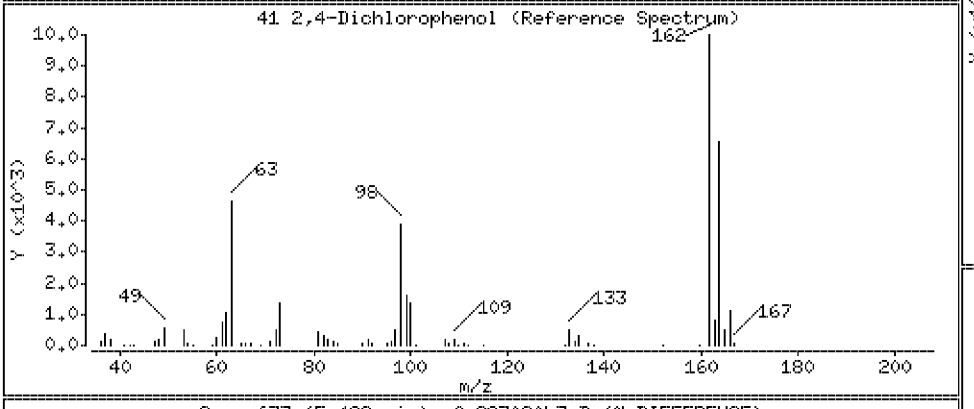

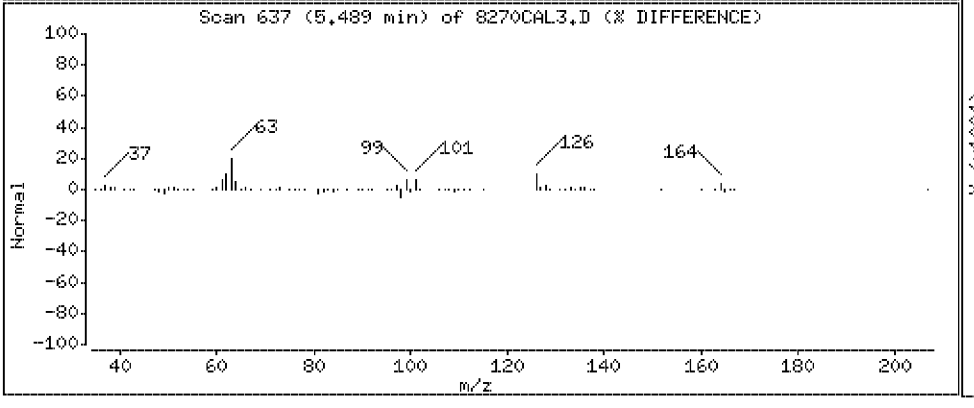

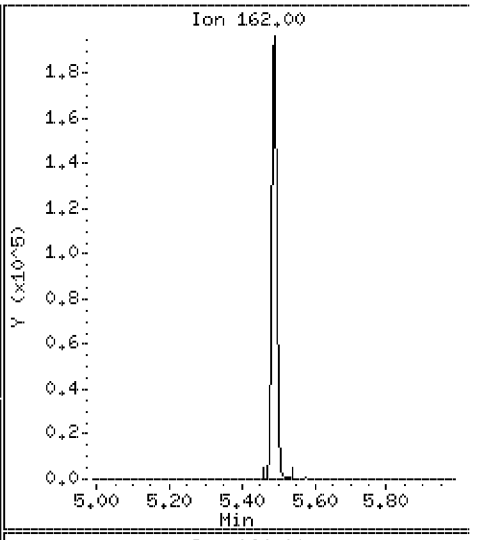

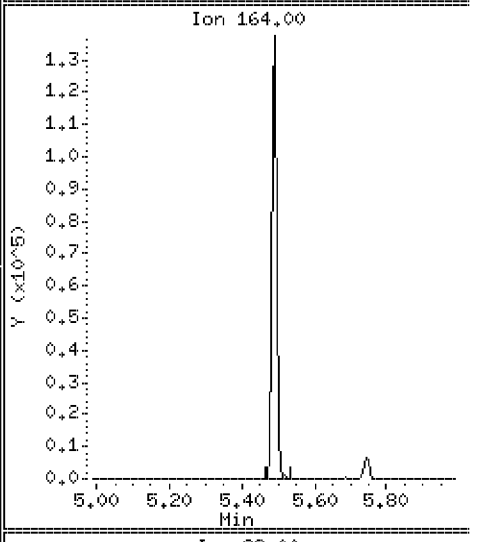

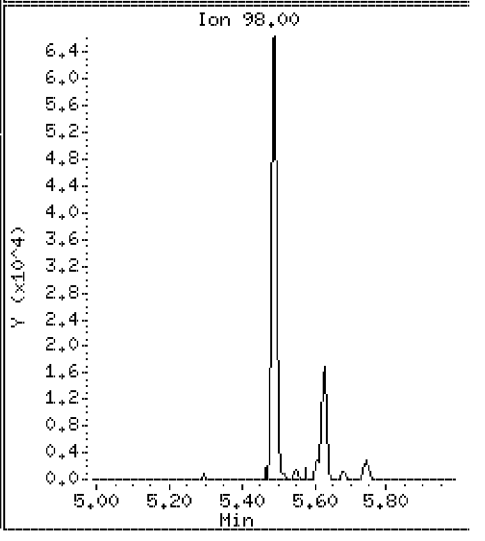

Data File: \\Svecd04\DD\chem\smsd03.i\S3042312.b\8270CAL3.D

Date : 23-APR-2012 11:58

Client ID: 8270CAL3 Instrument: smsd03.i

Sample Info: 45925

Purge Volume: 1000.0 Operator: PEL

Column phase: HPMS-5 Column diameter: 0.25

42 1,2,4-Trichlorobenzene Concentration: 19.2 ug/l

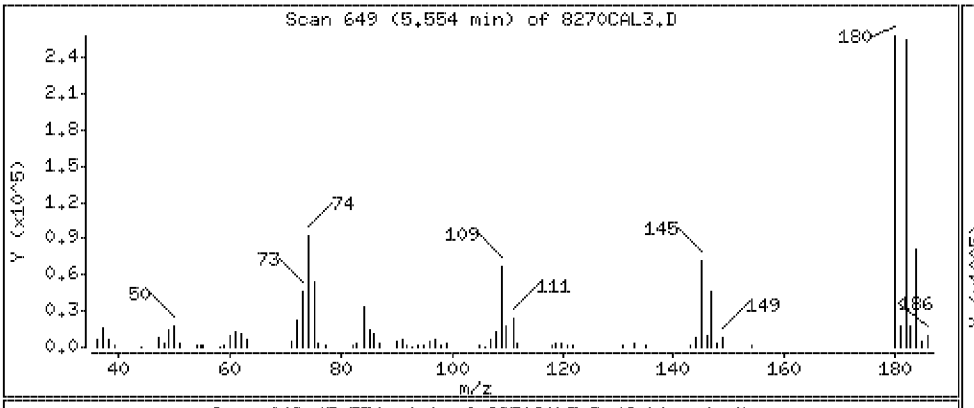

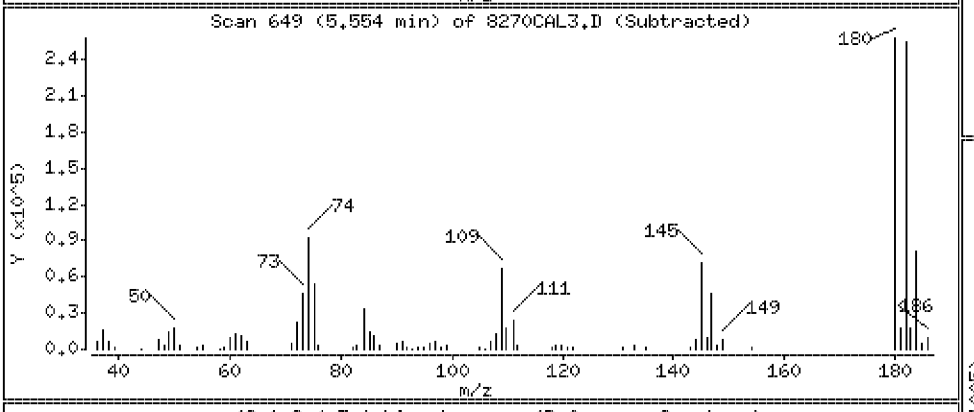

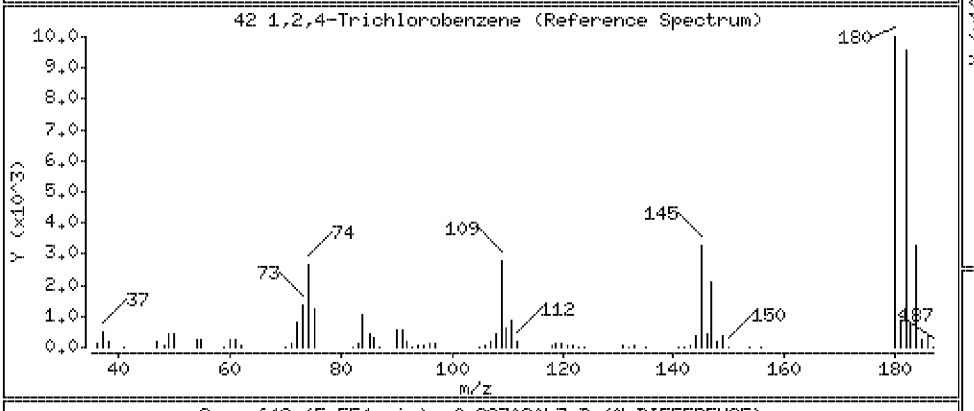

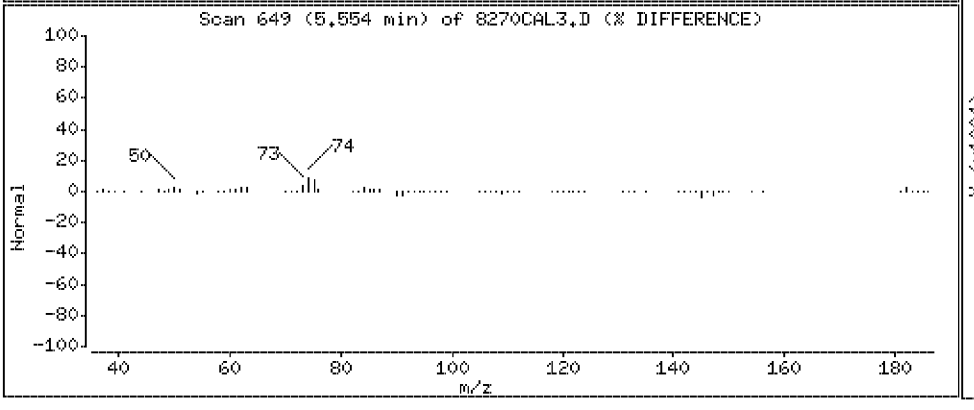

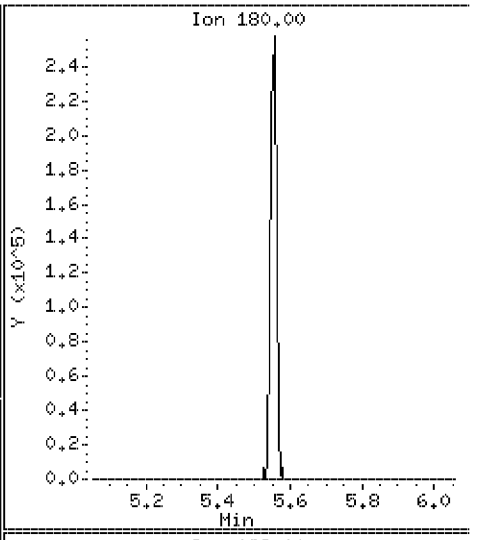

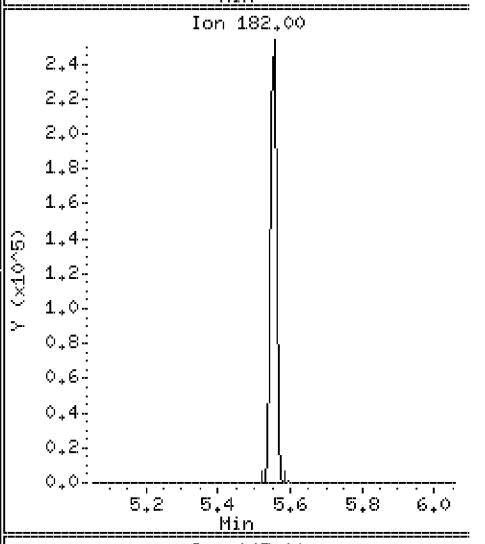

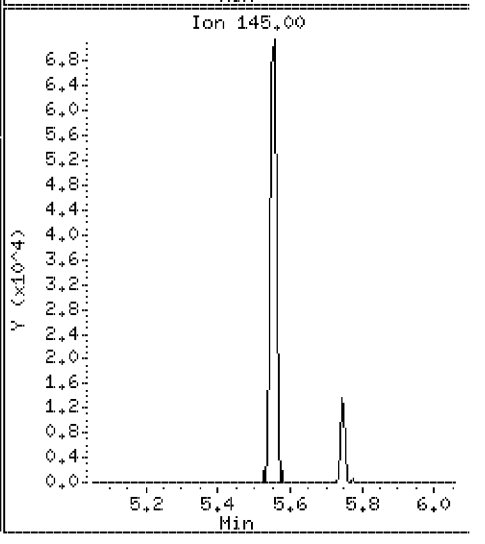

Data File: \\Svecd04\DD\chem\smsd03.i\S3042312.b\8270CAL3.D

Date : 23-APR-2012 11:58

Client ID: 8270CAL3 Instrument: smsd03.i

Sample Info: 45925

Purge Volume: 1000.0 Operator: PEL

Column phase: HPMS-5 Column diameter: 0.25

44 Naphthalene Concentration: 20.0 ug/l

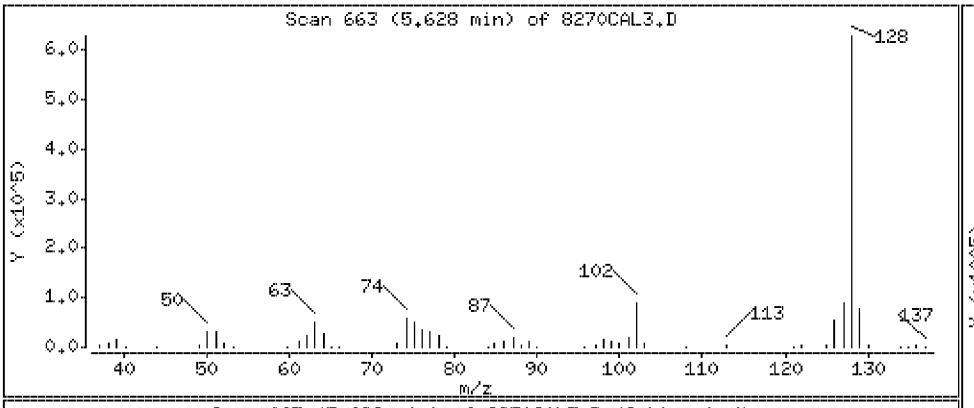

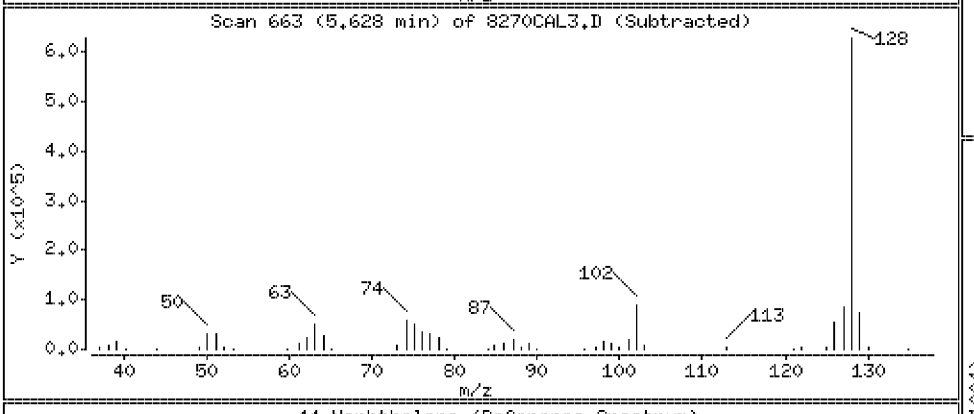

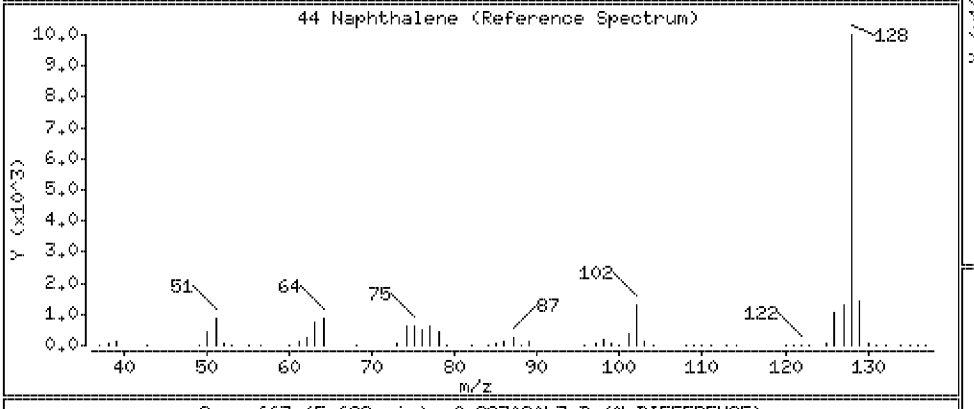

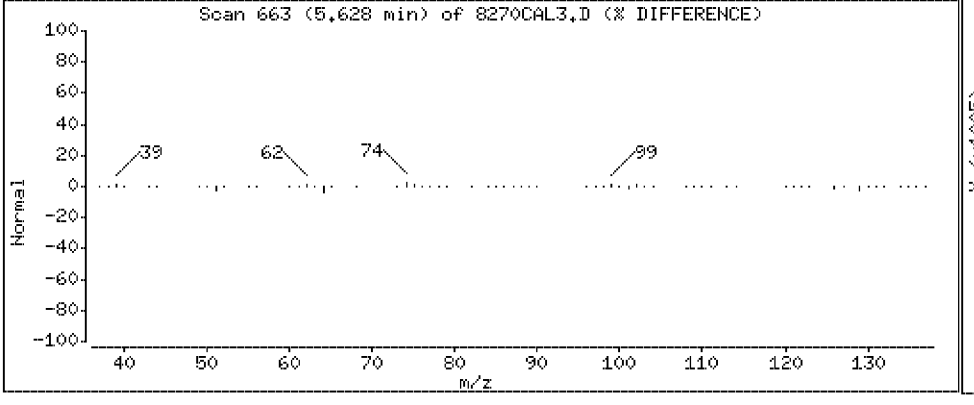

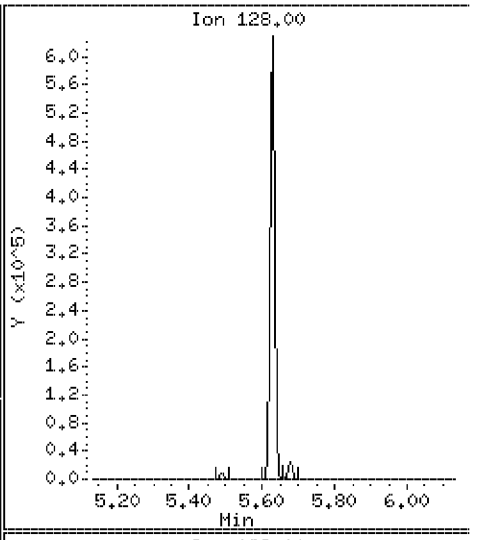

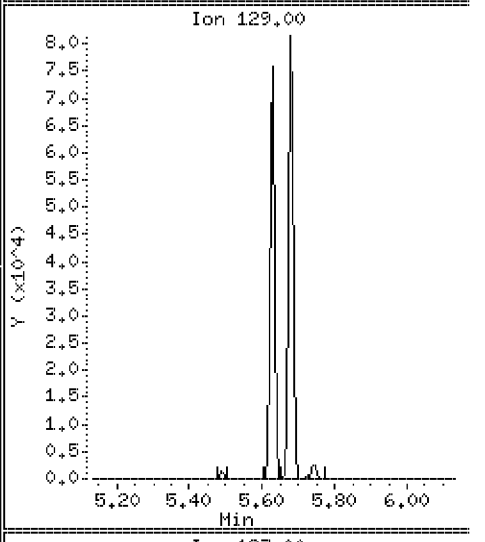

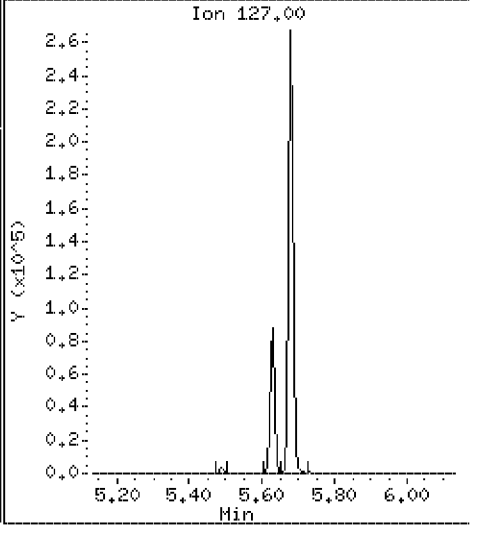

Data File: \\Svecd04\DD\chem\smsd03.i\S3042312.b\8270CAL3.D

Date : 23-APR-2012 11:58

Client ID: 8270CAL3 Instrument: smsd03.i

Sample Info: 45925

Purge Volume: 1000.0 Operator: PEL

Column phase: HPMS-5 Column diameter: 0.25

45 4-Chloroaniline Concentration: 19.8 ug/l

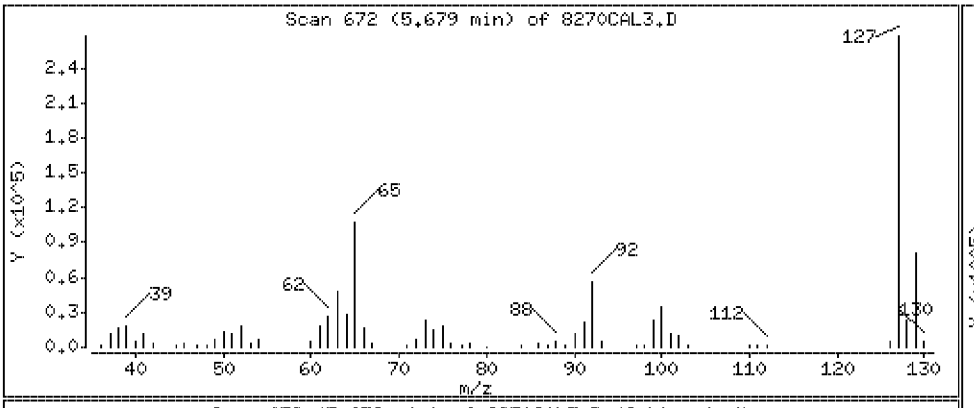

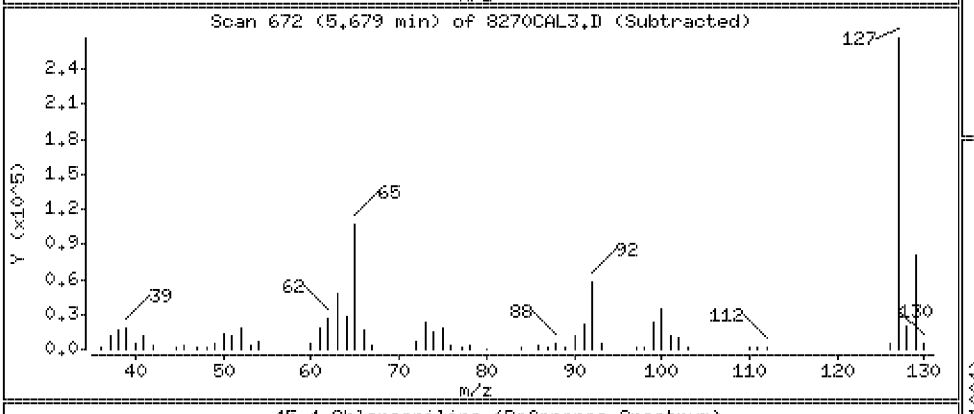

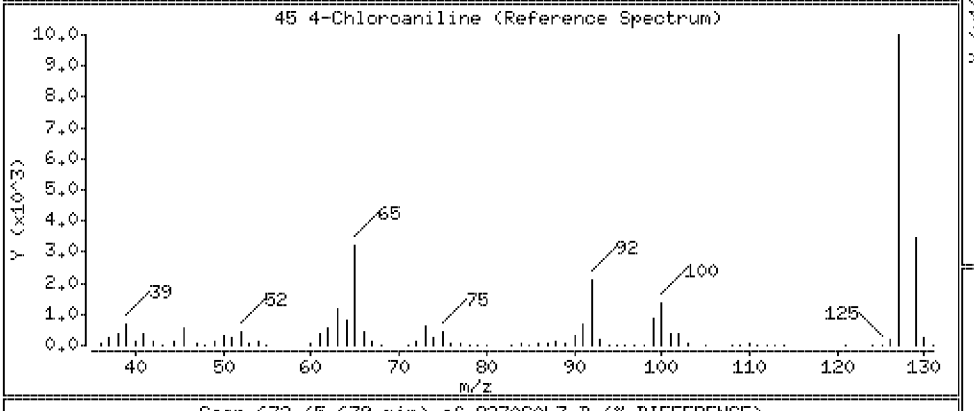

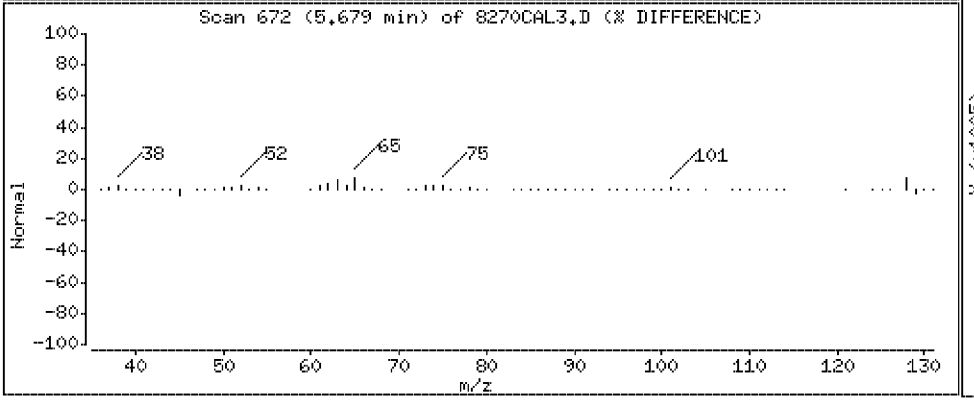

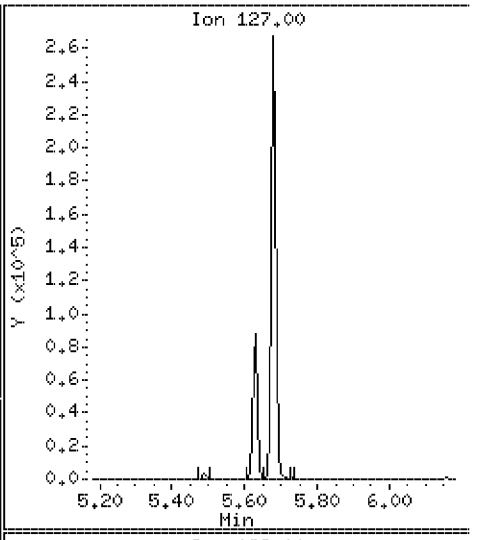

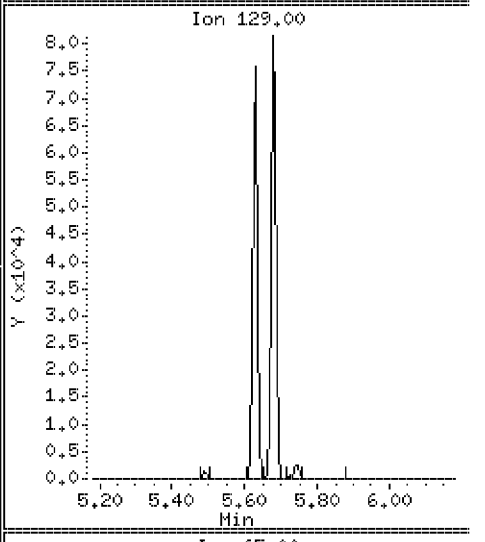

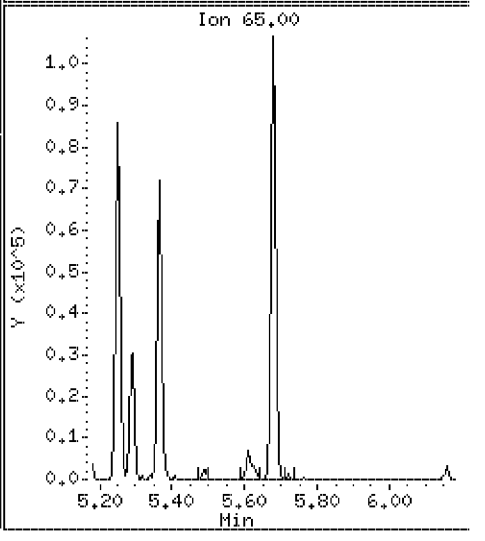

Data File: \\Svecd04\DD\chem\smsd03.i\S3042312.b\8270CAL3.D

Date : 23-APR-2012 11:58

Client ID: 8270CAL3 Instrument: smsd03.i

Sample Info: 45925

Purge Volume: 1000.0 Operator: PEL

Column phase: HPMS-5 Column diameter: 0.25

48 Hexachlorobutadiene Concentration: 19.9 ug/l

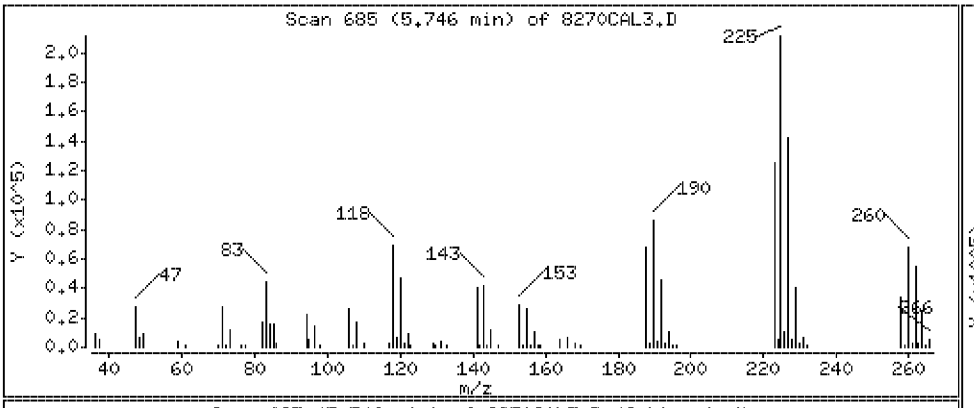

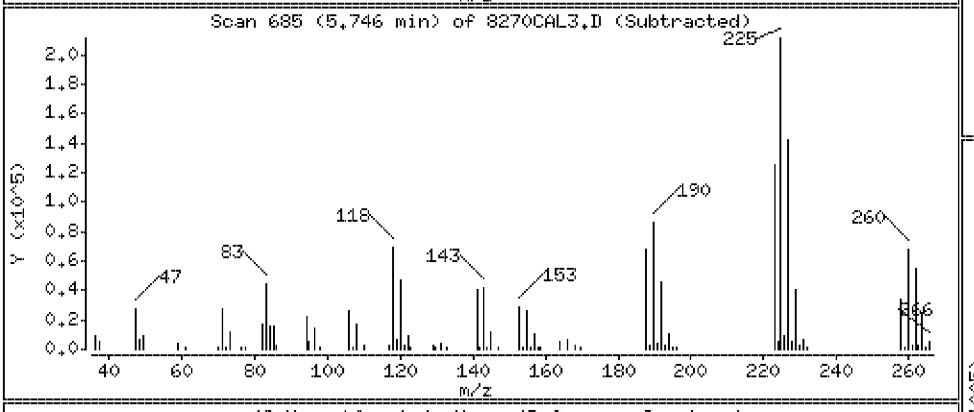

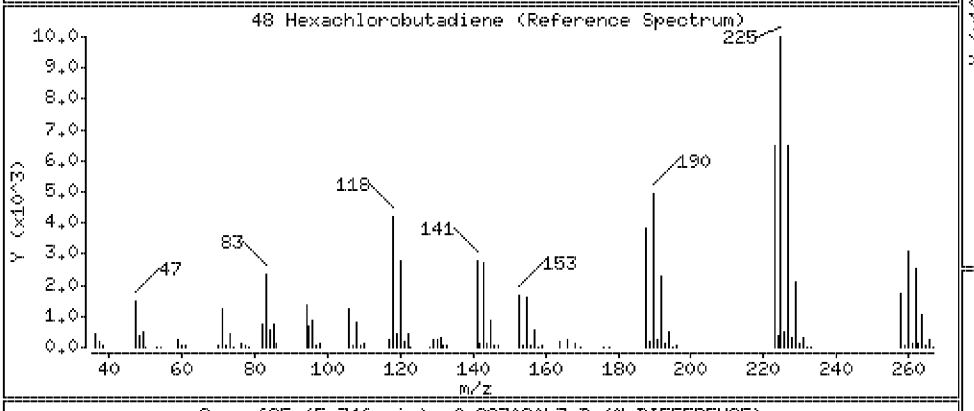

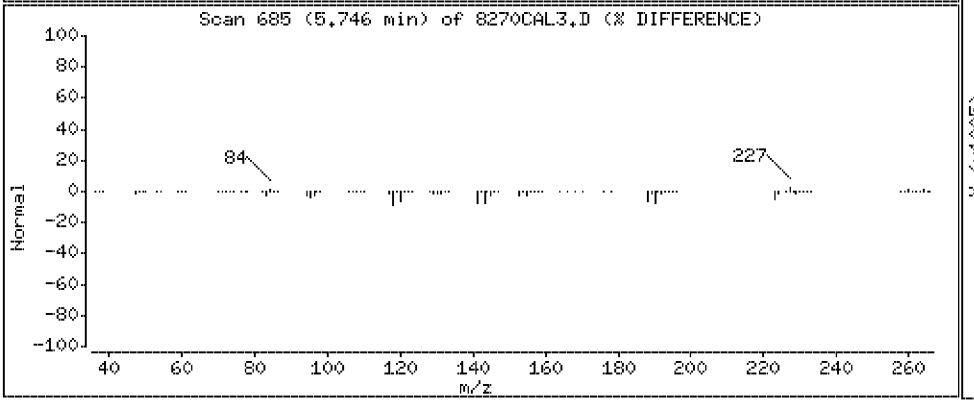

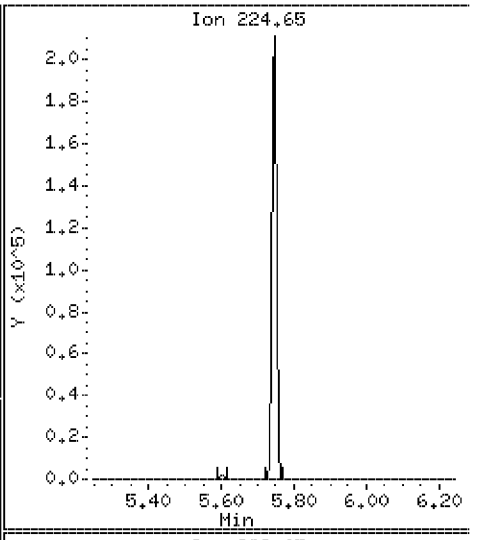

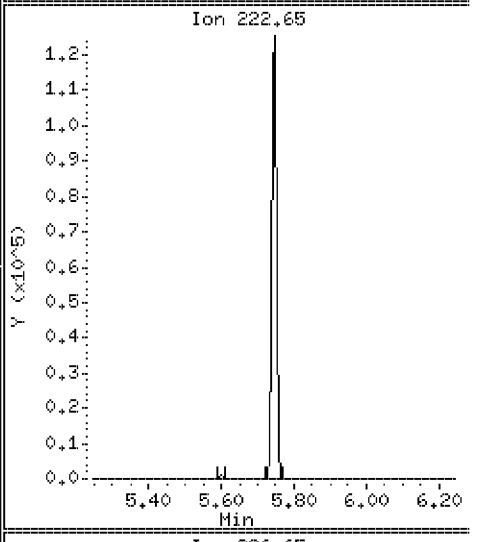

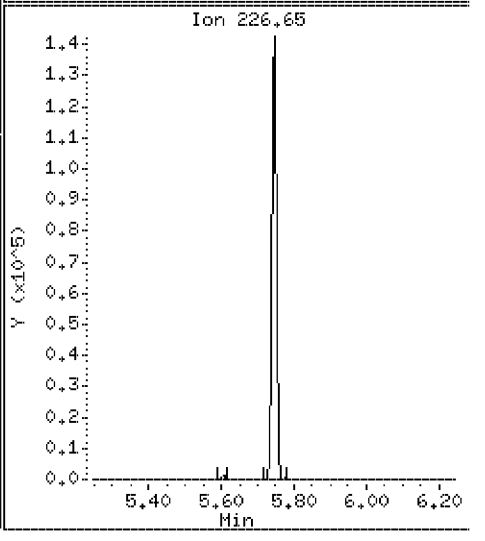

Data File: \\Svecd04\DD\chem\smsd03.i\S3042312.b\8270CAL3.D

Date : 23-APR-2012 11:58

Client ID: 8270CAL3 Instrument: smsd03.i

Sample Info: 45925

Purge Volume: 1000.0 Operator: PEL

Column phase: HPMS-5 Column diameter: 0.25

51 4-Chloro-3-methylphenol Concentration: 19.9 ug/l

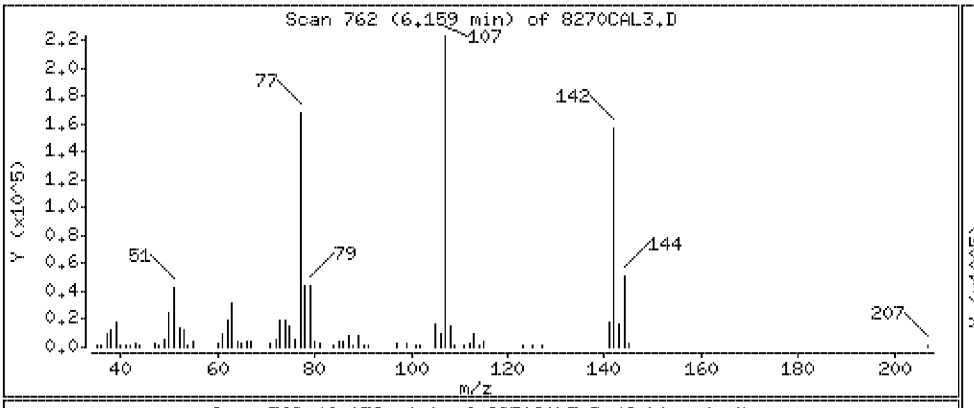

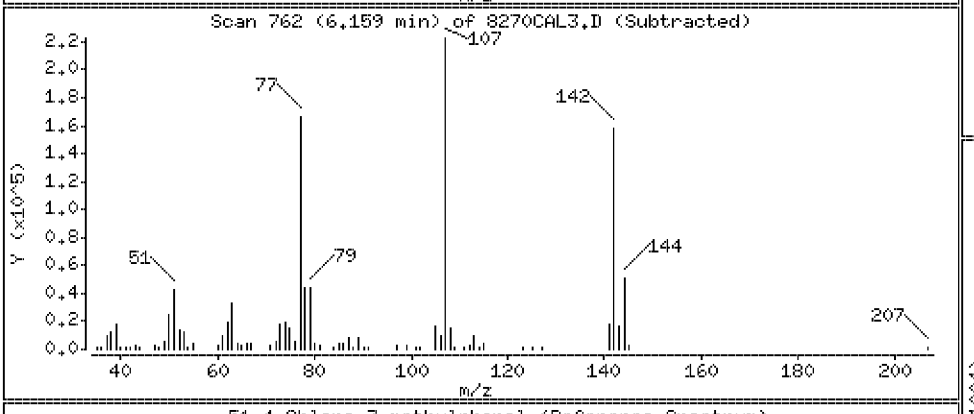

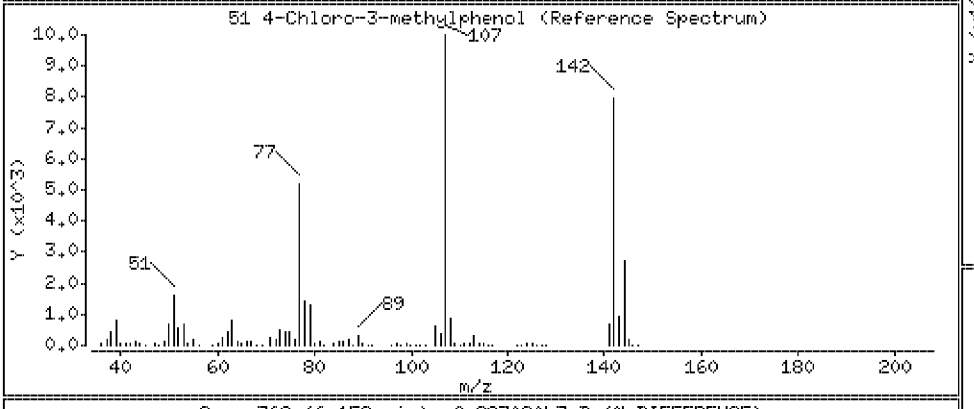

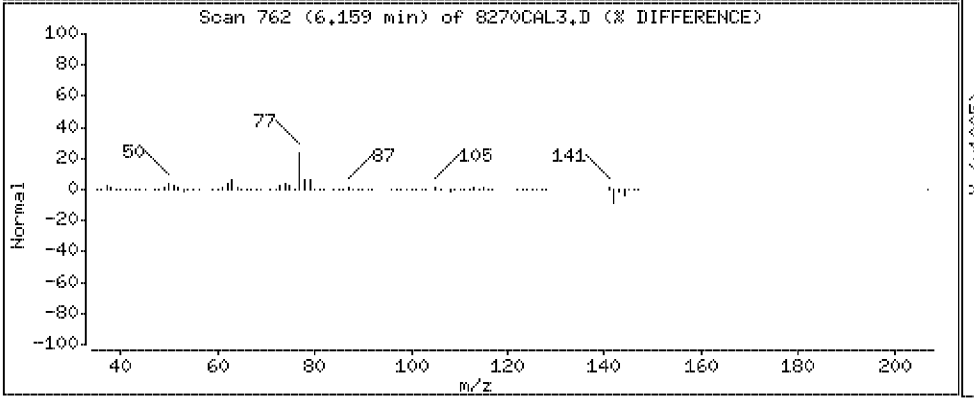

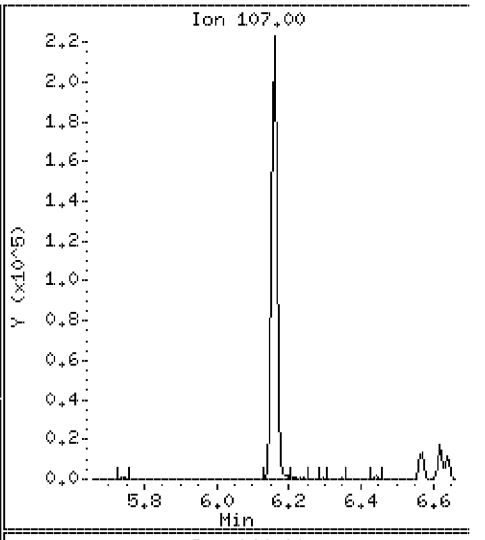

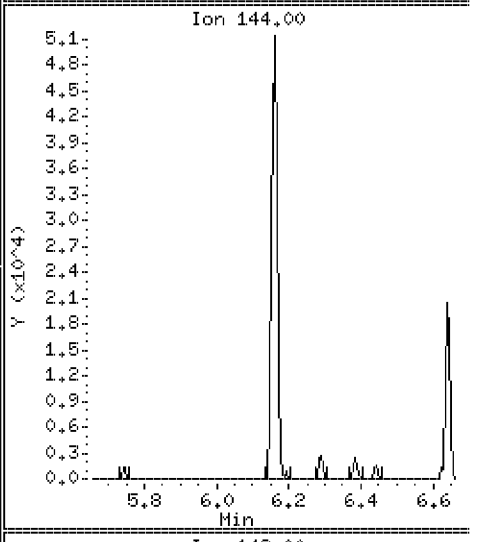

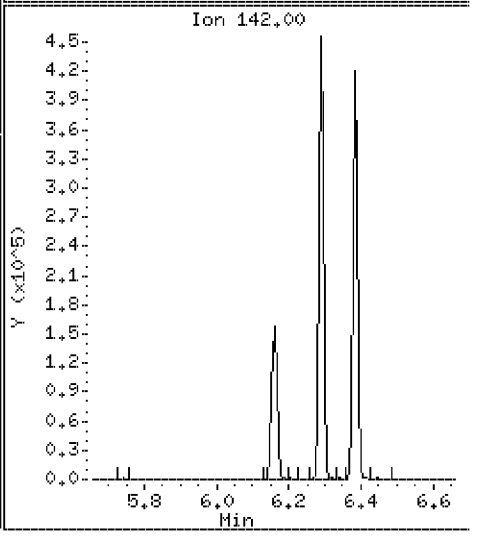

Data File: \\Svecd04\DD\chem\smsd03.i\S3042312.b\8270CAL3.D

Date : 23-APR-2012 11:58

Client ID: 8270CAL3 Instrument: smsd03.i

Sample Info: 45925

Purge Volume: 1000.0 Operator: PEL

Column phase: HPMS-5 Column diameter: 0.25

53 2-Methylnaphthalene Concentration: 19.5 ug/l

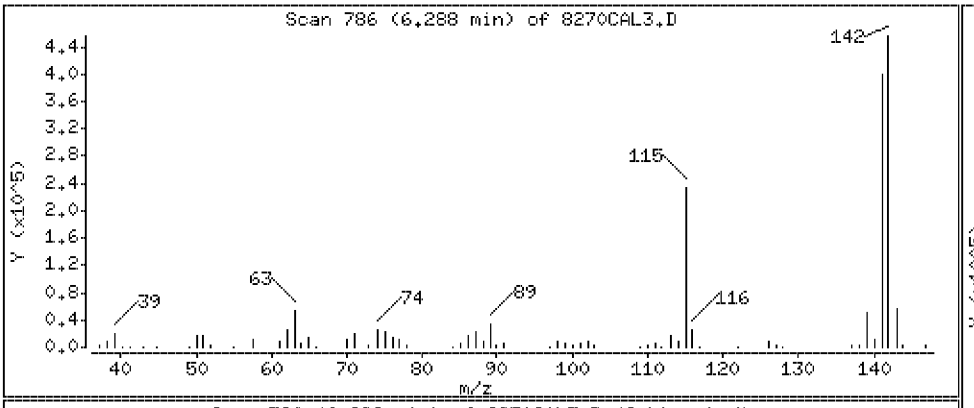

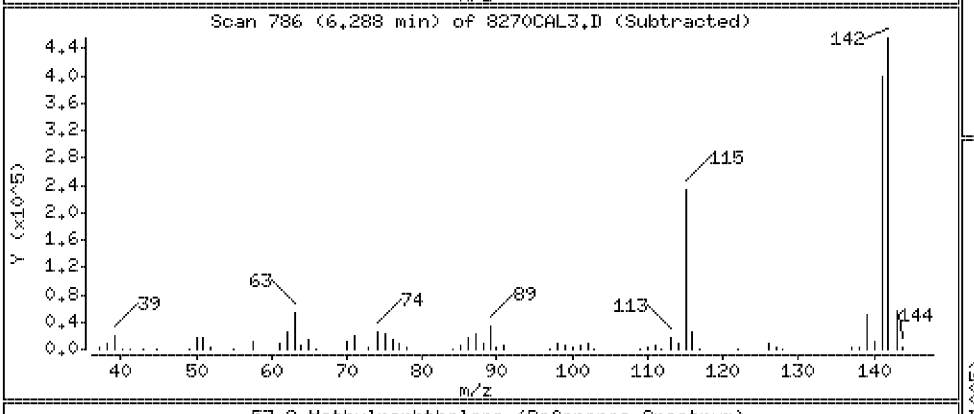

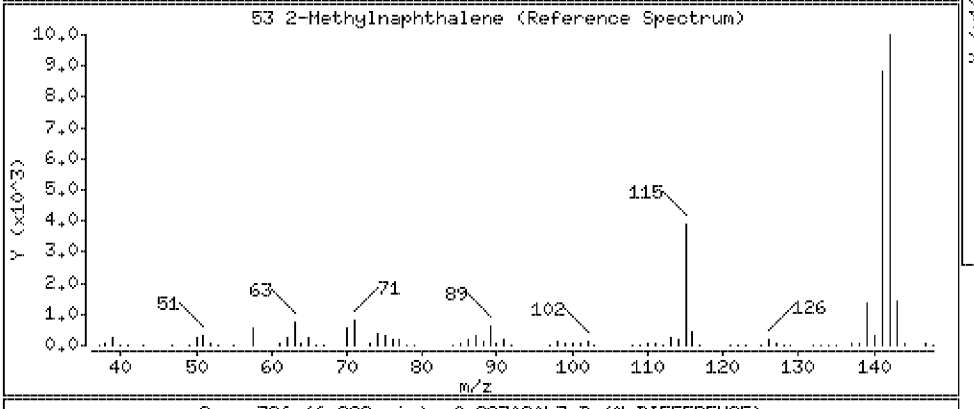

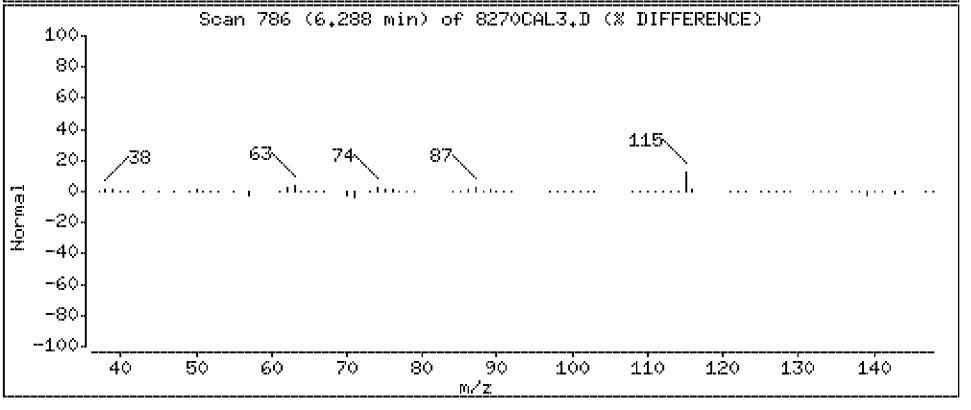

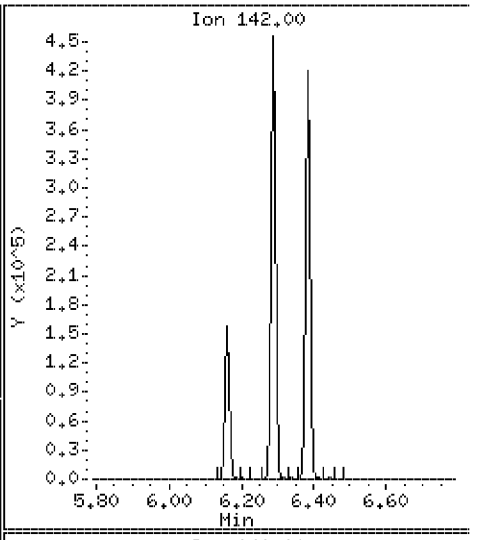

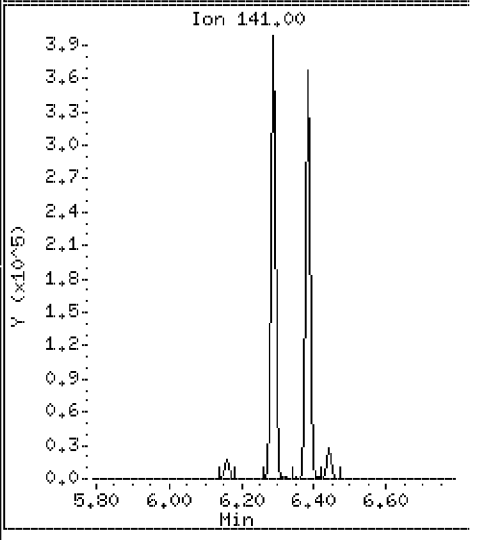

Data File: \\Svecd04\DD\chem\smsd03.i\S3042312.b\8270CAL3.D

Date : 23-APR-2012 11:58

Client ID: 8270CAL3 Instrument: smsd03.i

Sample Info: 45925

Purge Volume: 1000.0 Operator: PEL

Column phase: HPMS-5 Column diameter: 0.25

54 1-Methylnaphthalene Concentration: 19.9 ug/l

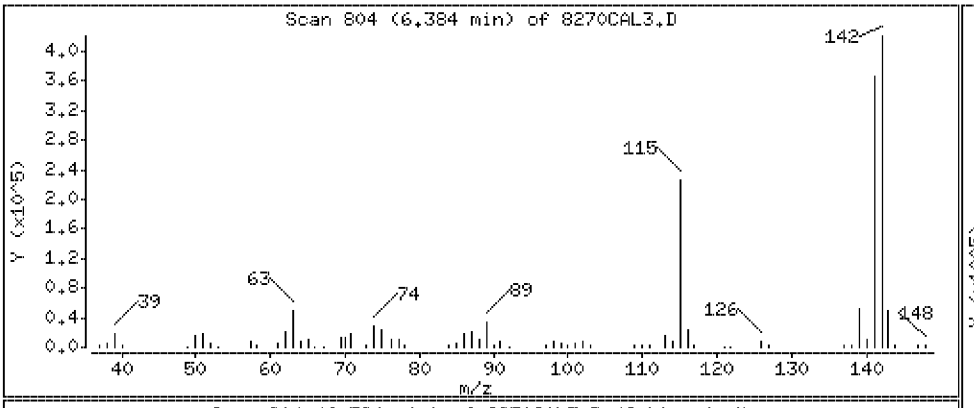

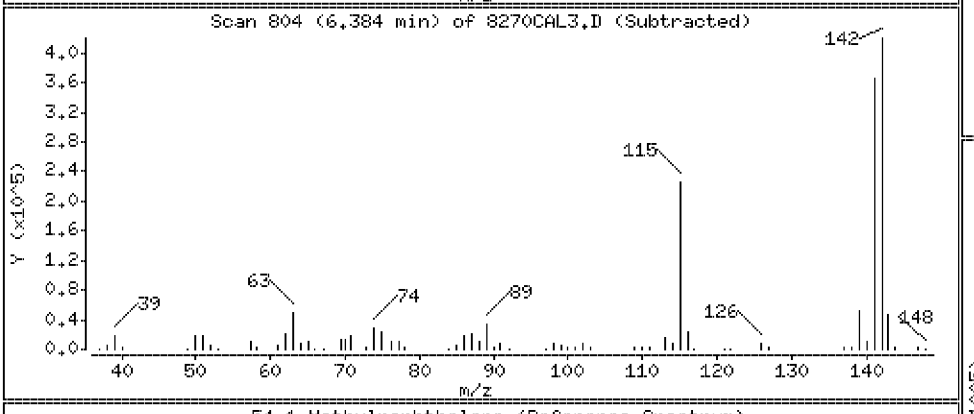

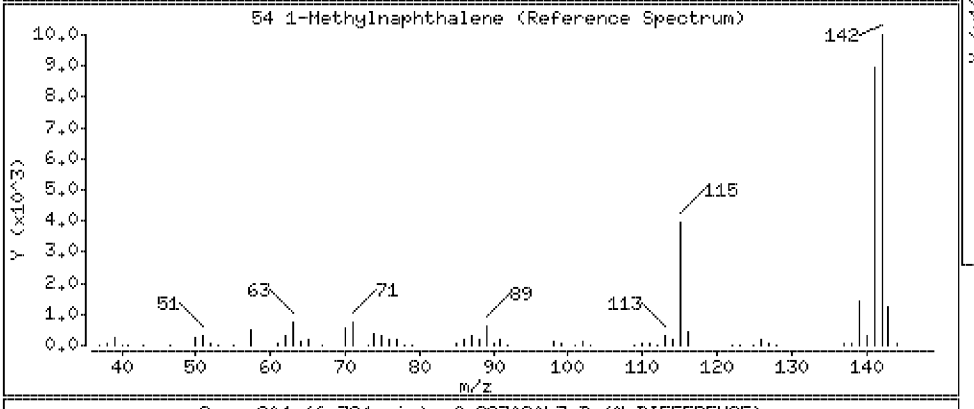

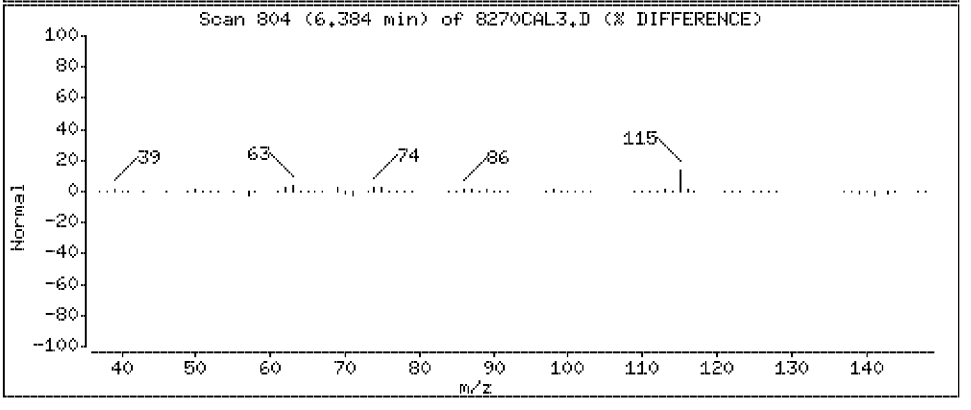

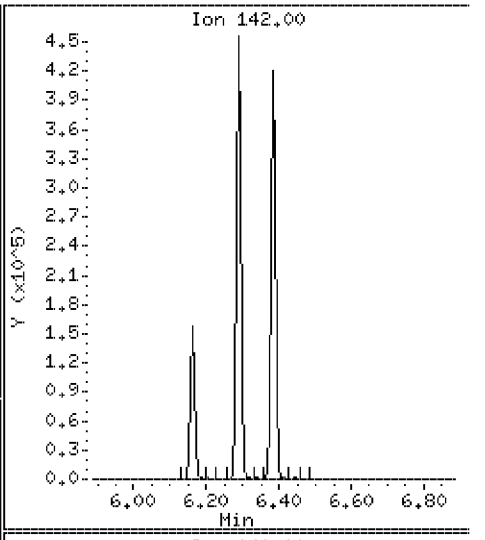

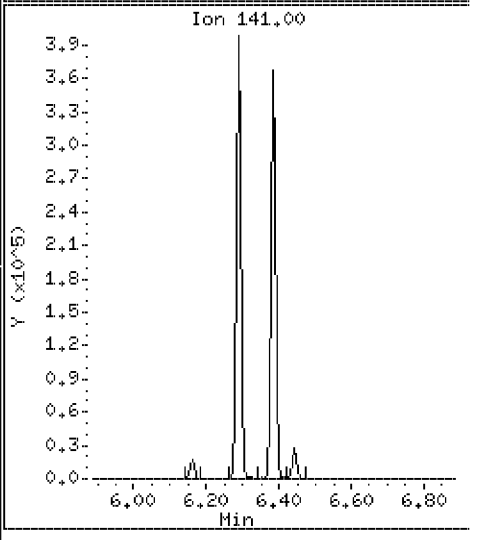

Data File: \\Svecd04\DD\chem\smsd03.i\S3042312.b\8270CAL3.D

Date : 23-APR-2012 11:58

Client ID: 8270CAL3

Instrument: smsd03.i

Sample Info: 45925

Purge Volume: 1000.0

Operator: PEL

Column phase: HPMS-5

Column diameter: 0.25

55 Hexachlorocyclopentadiene

Concentration: 19.8 ug/l

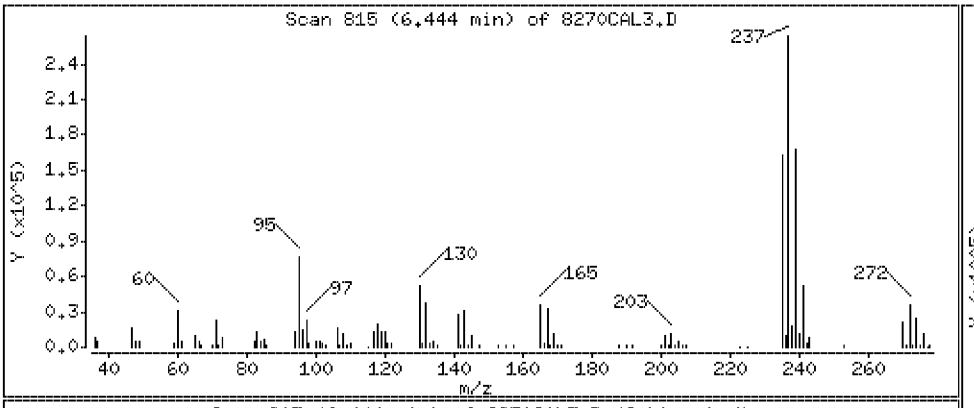

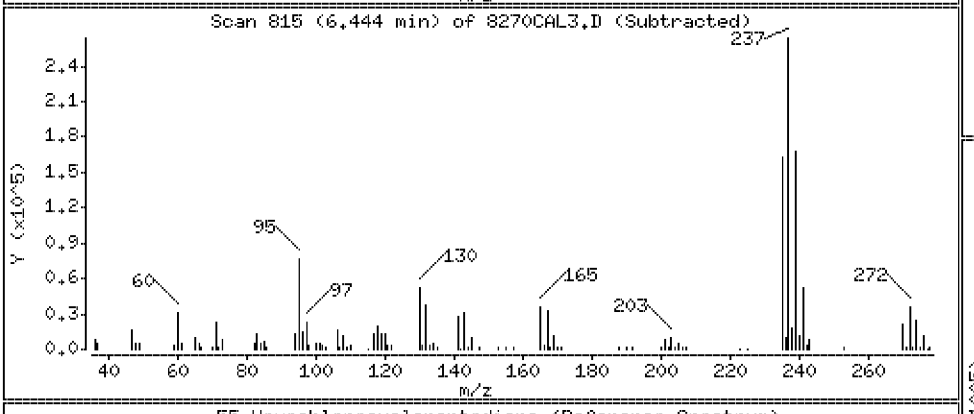

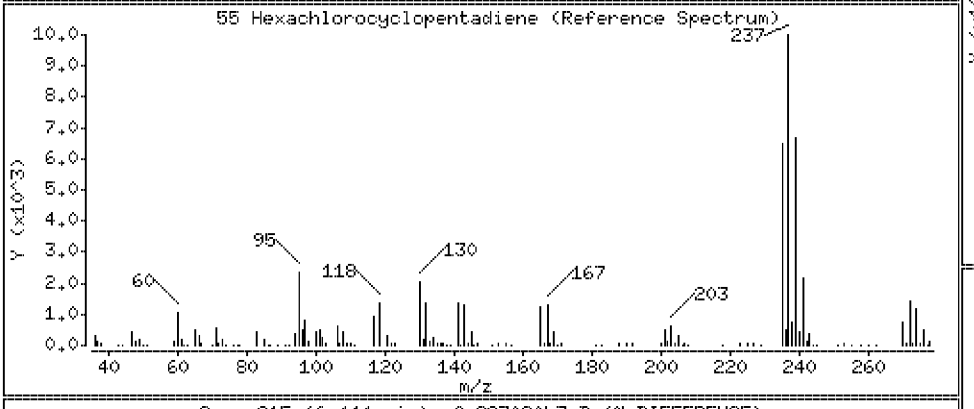

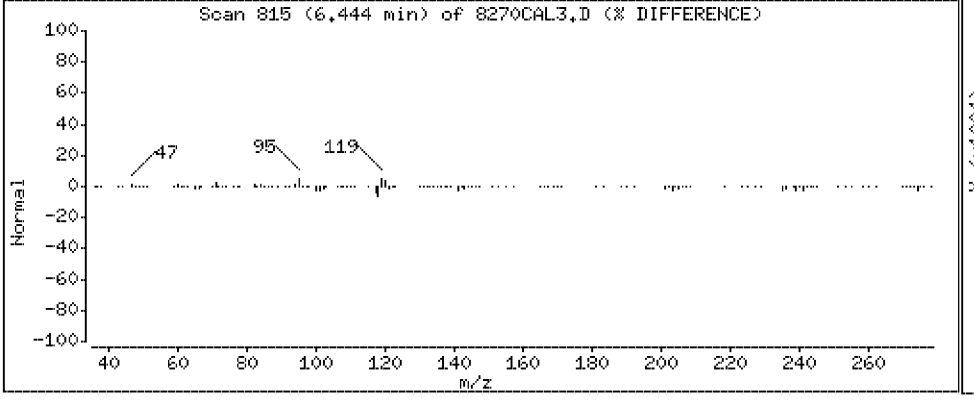

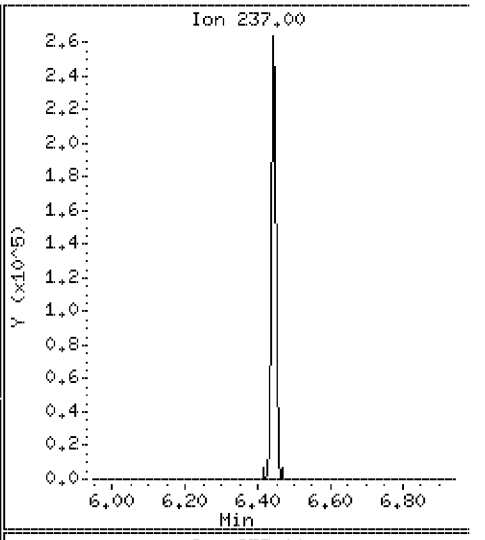

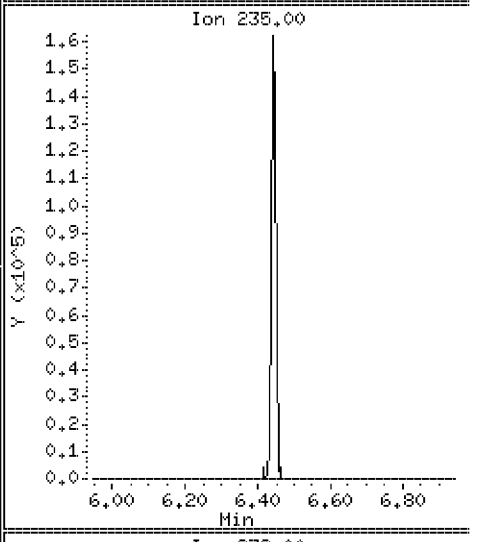

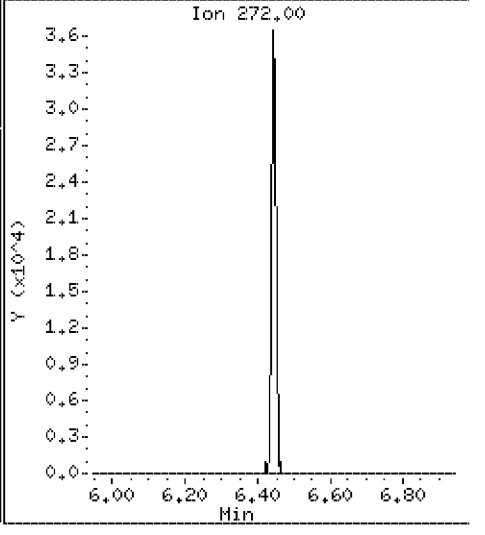

Data File: \\Svecd04\DD\chem\smsd03.i\S3042312.b\8270CAL3.D

Date : 23-APR-2012 11:58

Client ID: 8270CAL3 Instrument: smsd03.i

Sample Info: 45925

Purge Volume: 1000.0 Operator: PEL

Column phase: HPMS-5 Column diameter: 0.25

57 2,4,6-Trichlorophenol Concentration: 19.5 ug/l

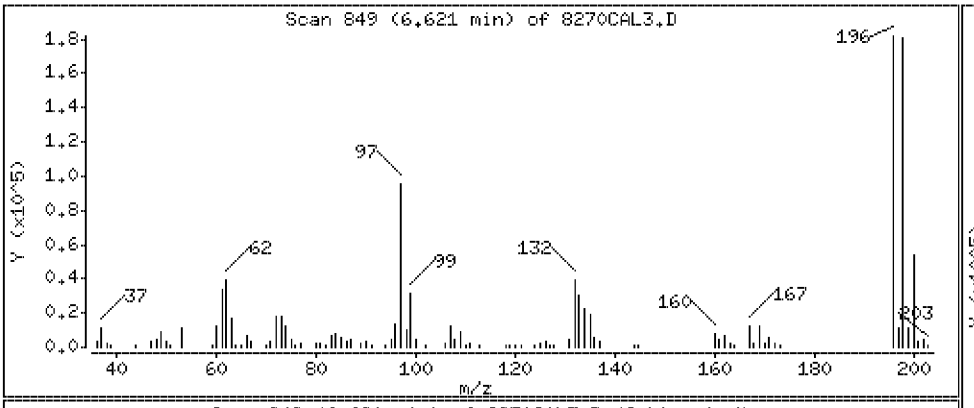

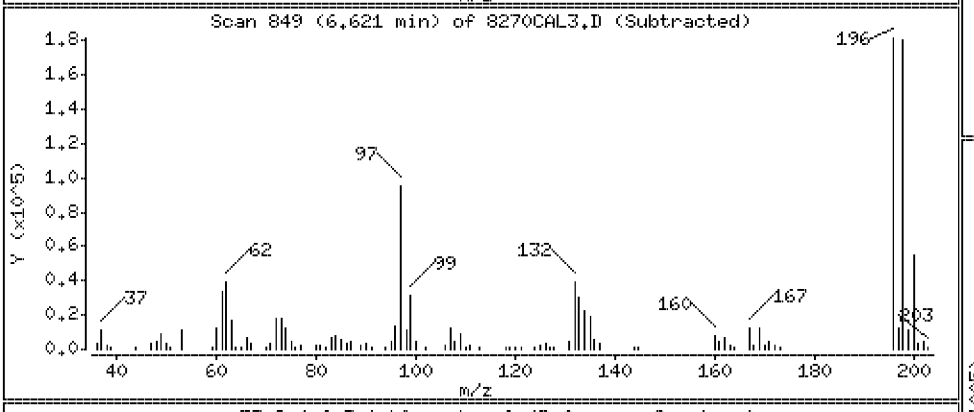

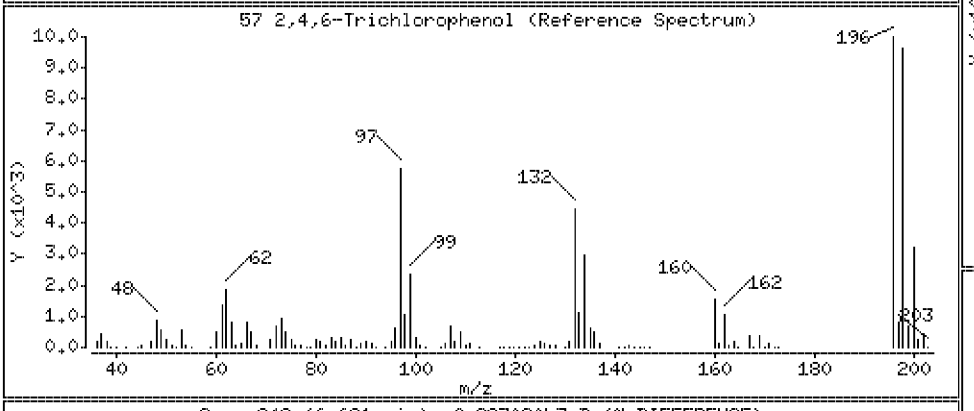

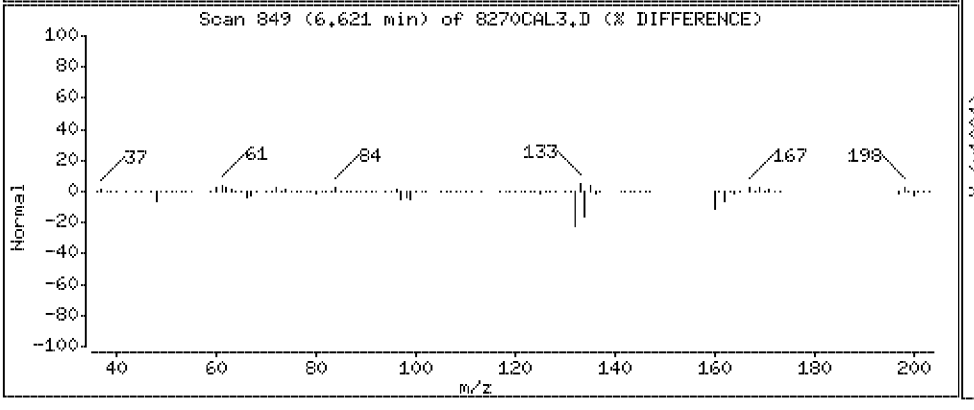

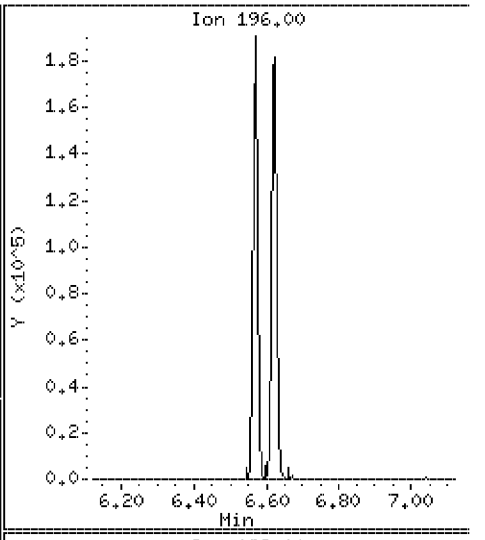

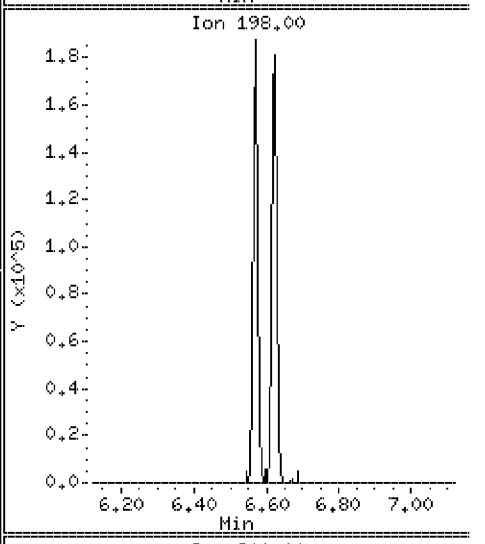

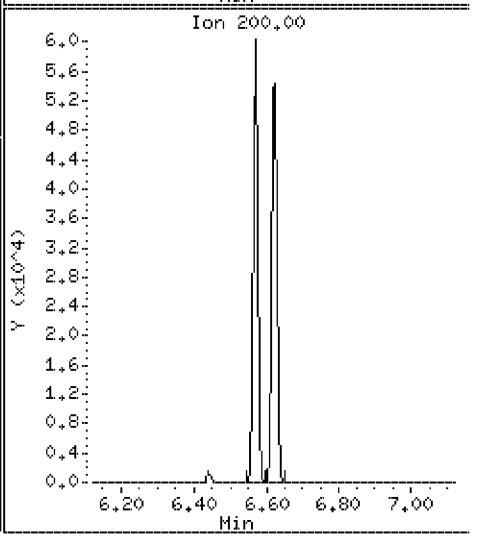

Data File: \\Svecd04\DD\chem\smsd03.i\S3042312.b\8270CAL3.D

Date : 23-APR-2012 11:58

Client ID: 8270CAL3 Instrument: smsd03.i

Sample Info: 45925

Purge Volume: 1000.0 Operator: PEL

Column phase: HPMS-5 Column diameter: 0.25

58 2,4,5-Trichlorophenol Concentration: 19.7 ug/l

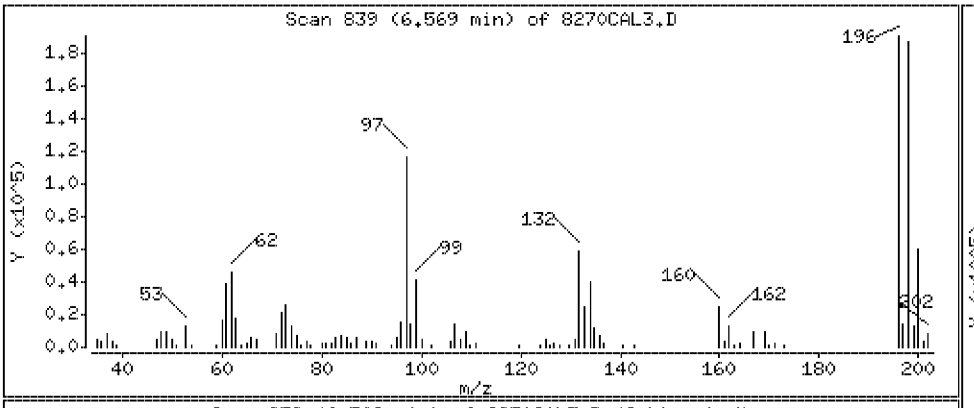

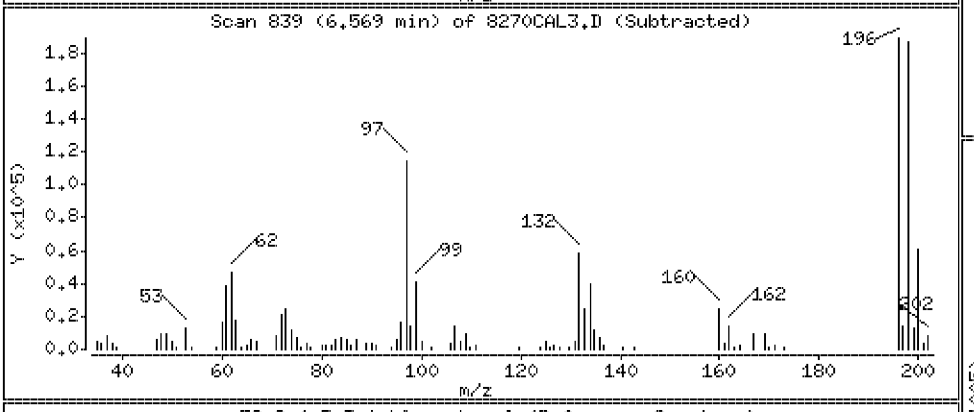

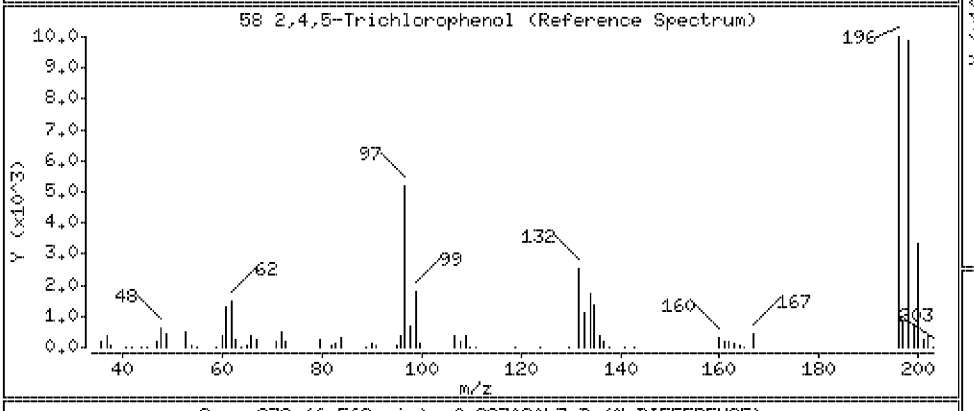

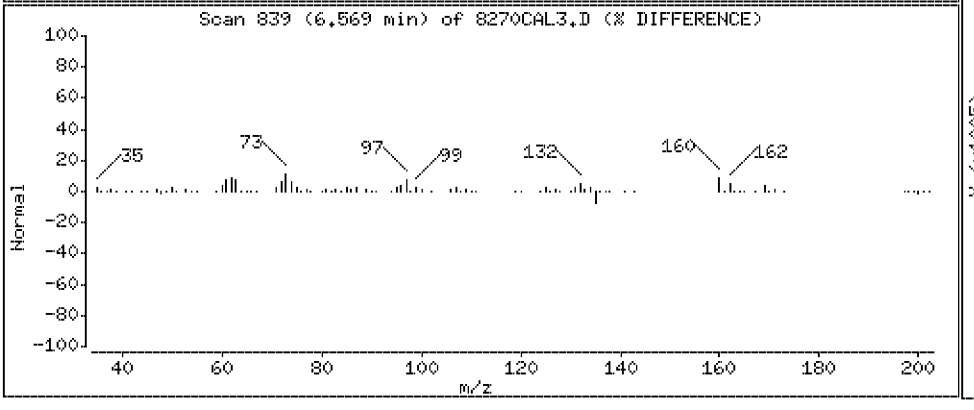

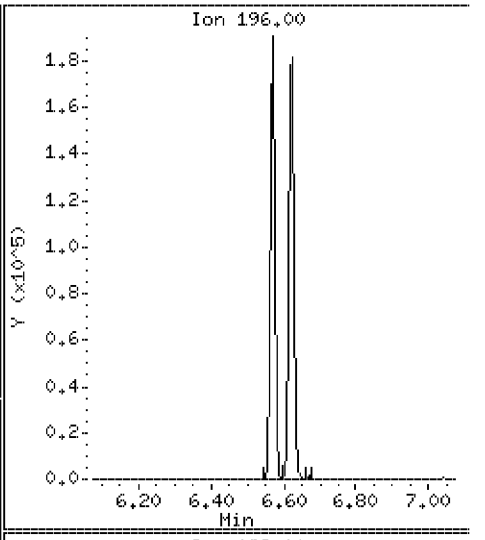

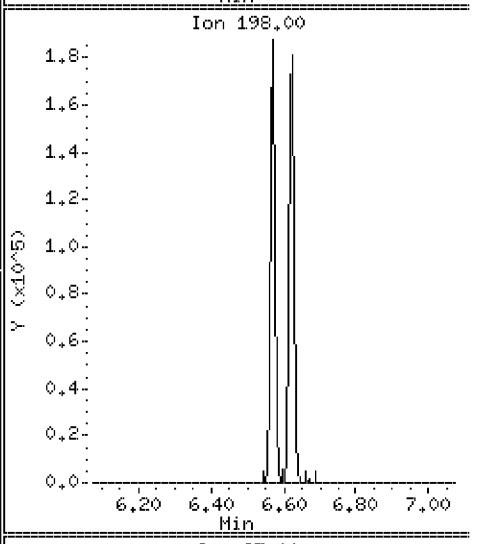

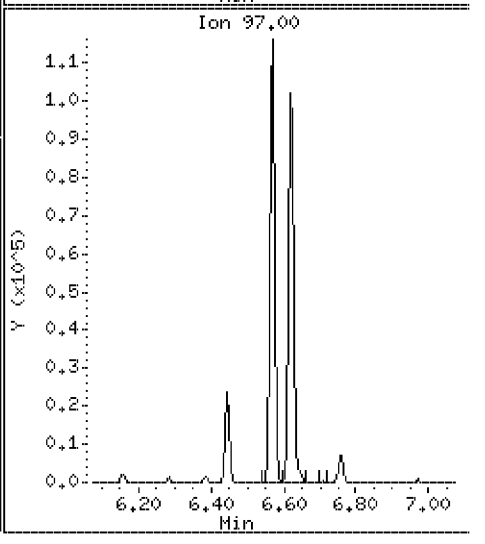

Data File: \\Svecd04\DD\chem\smsd03.i\S3042312.b\8270CAL3.D

Date : 23-APR-2012 11:58

Client ID: 8270CAL3 Instrument: smsd03.i

Sample Info: 45925

Purge Volume: 1000.0 Operator: PEL

Column phase: HPMS-5 Column diameter: 0.25

62 2-Chloronaphthalene Concentration: 19.9 ug/l

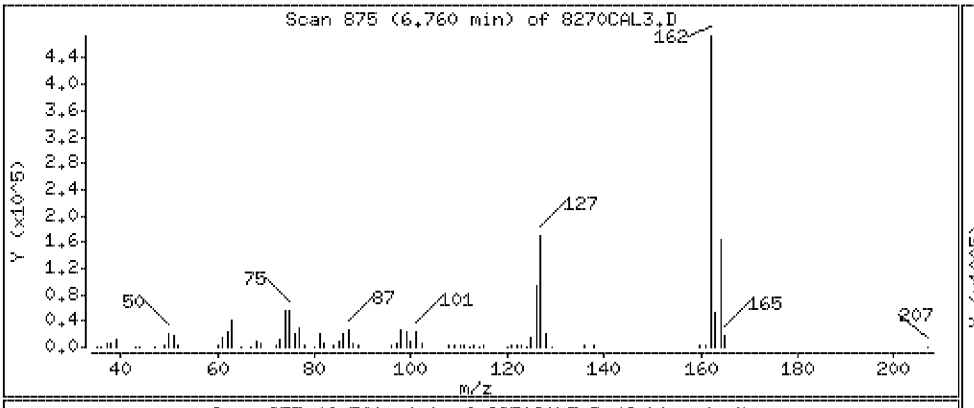

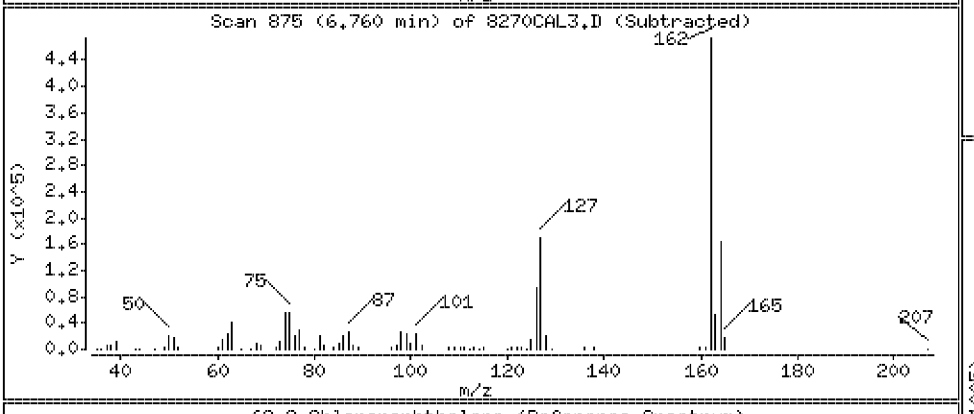

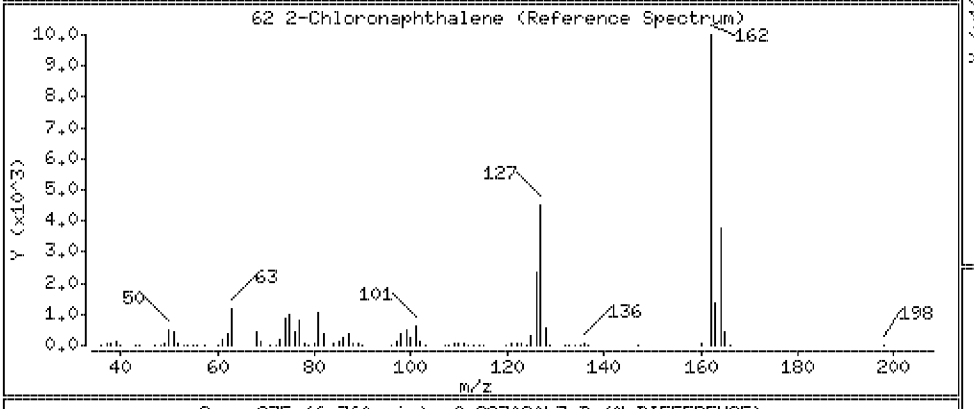

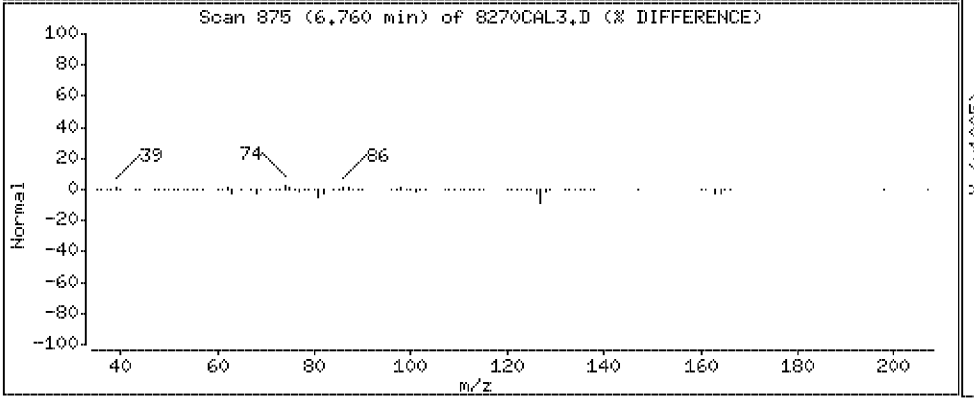

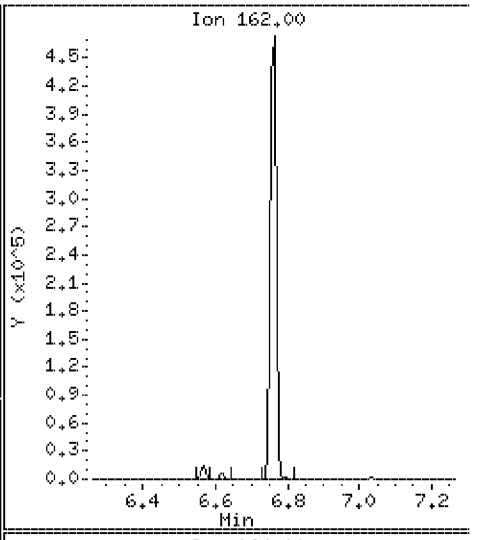

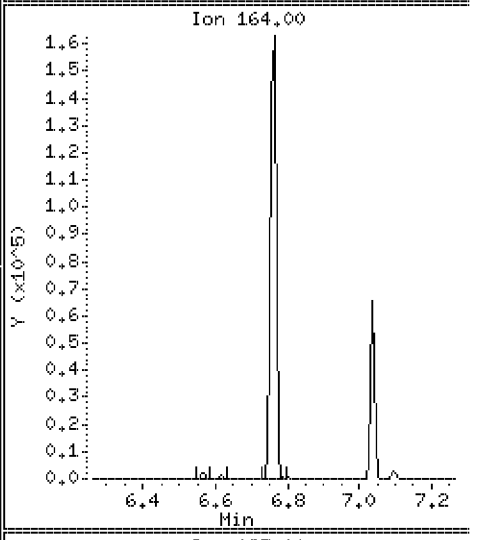

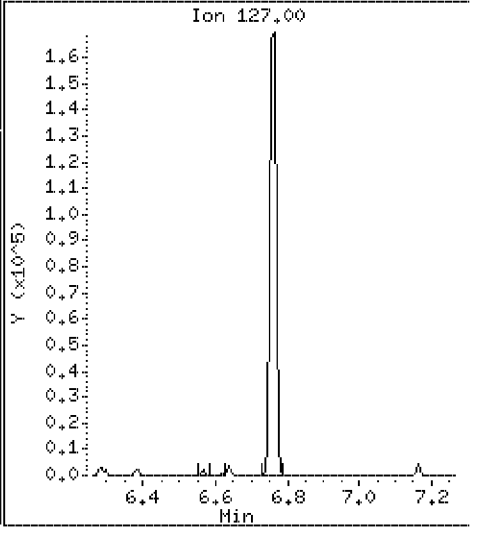

Data File: \\Svecd04\DD\chem\smsd03.i\S3042312.b\8270CAL3.D

Date : 23-APR-2012 11:58

Client ID: 8270CAL3 Instrument: smsd03.i

Sample Info: 45925

Purge Volume: 1000.0 Operator: PEL

Column phase: HPMS-5 Column diameter: 0.25

63 2-Nitroaniline Concentration: 20.1 ug/l

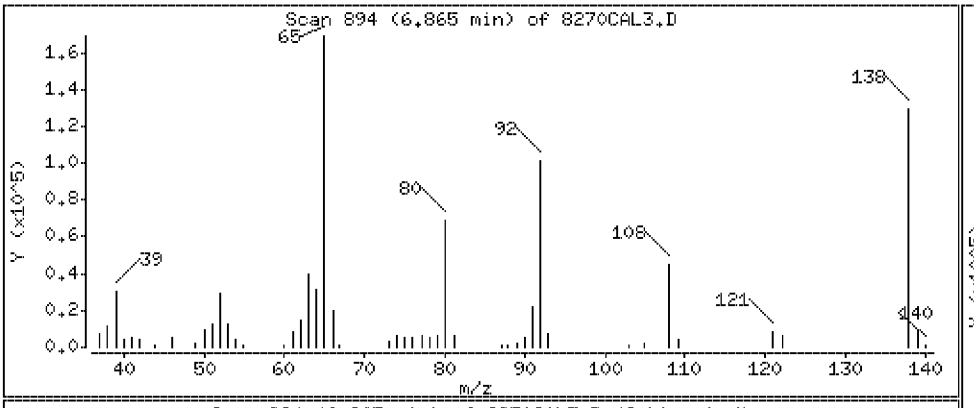

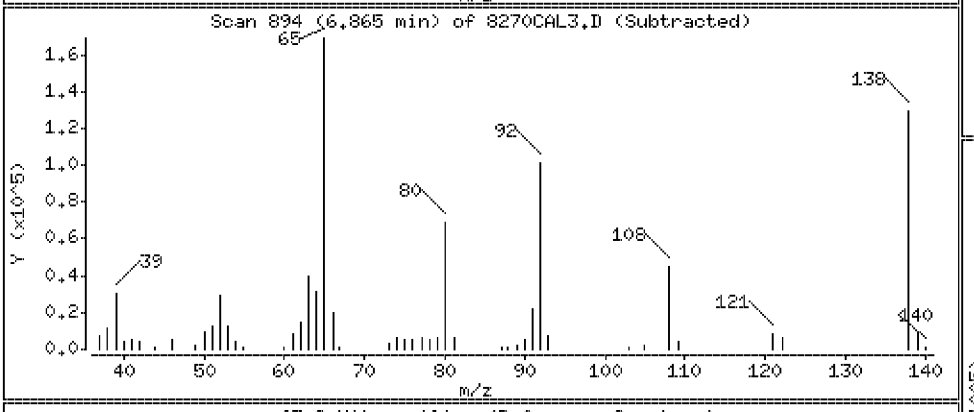

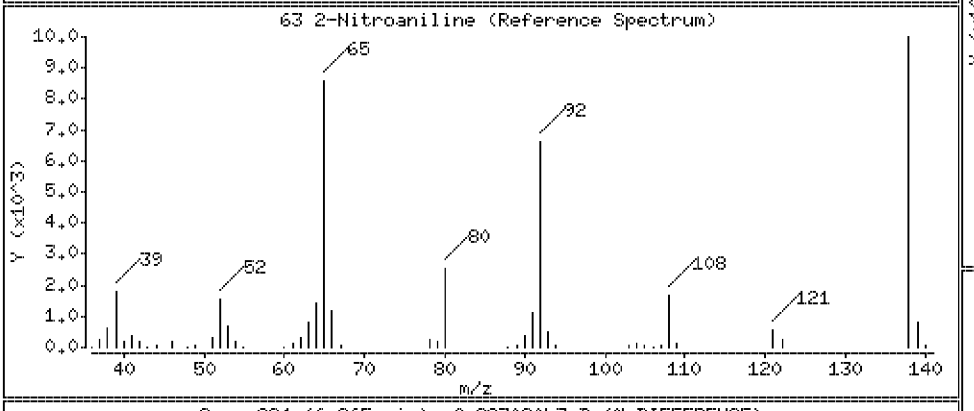

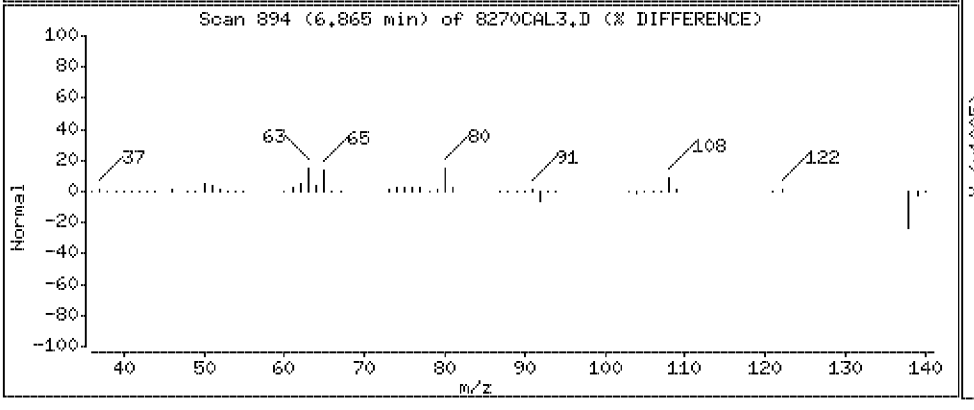

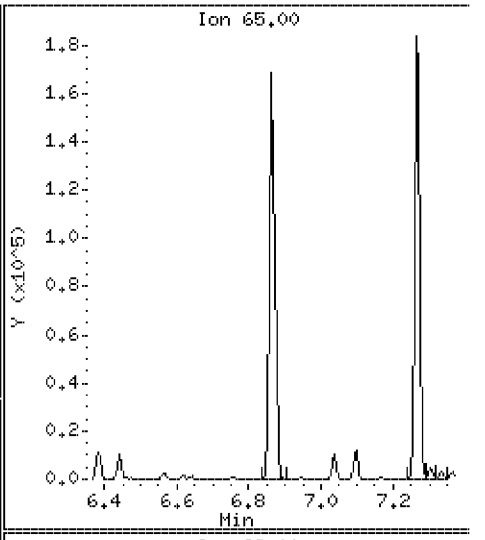

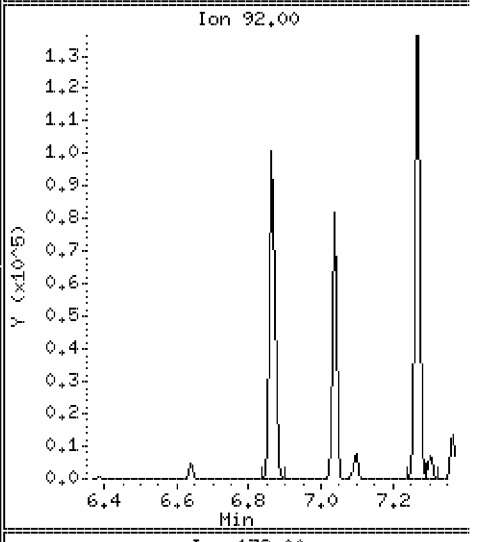

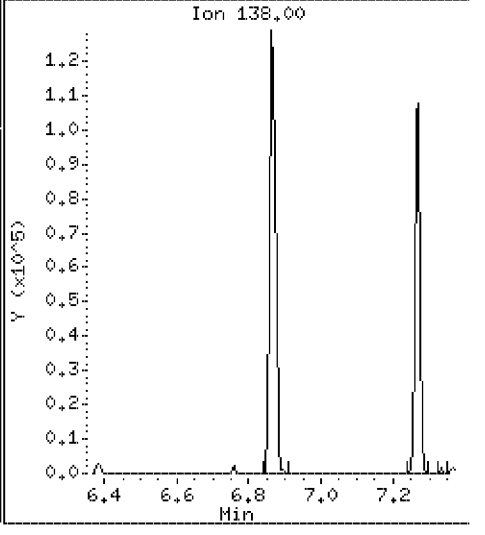

Data File: \\Svecd04\DD\chem\smsd03.i\S3042312.b\8270CAL3.D

Date : 23-APR-2012 11:58

Client ID: 8270CAL3

Instrument: smsd03.i

Sample Info: 45925

Purge Volume: 1000.0

Operator: PEL

Column phase: HPMS-5

Column diameter: 0.25

65 Dimethylphthalate

Concentration: 20.4 ug/l

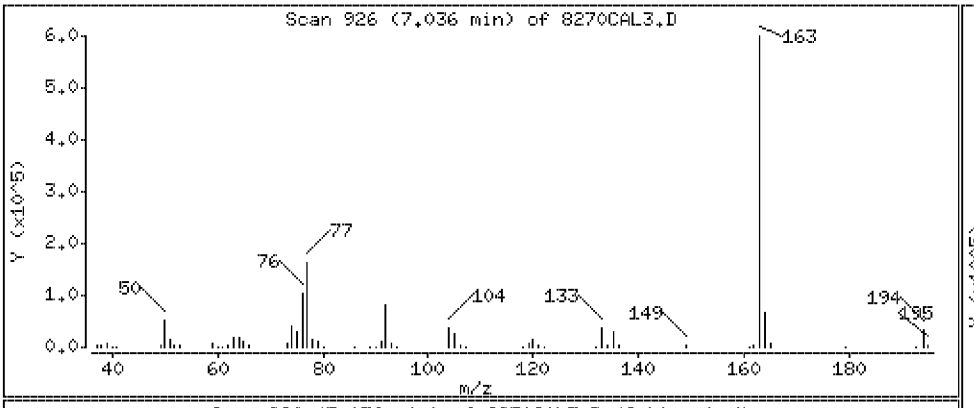

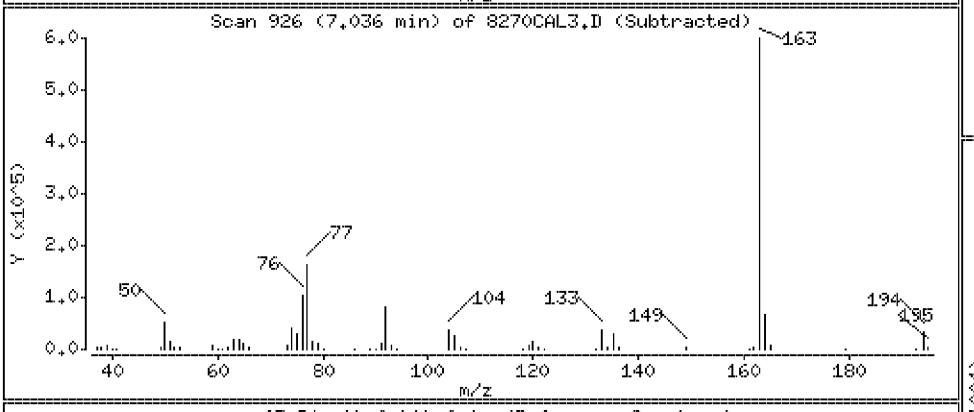

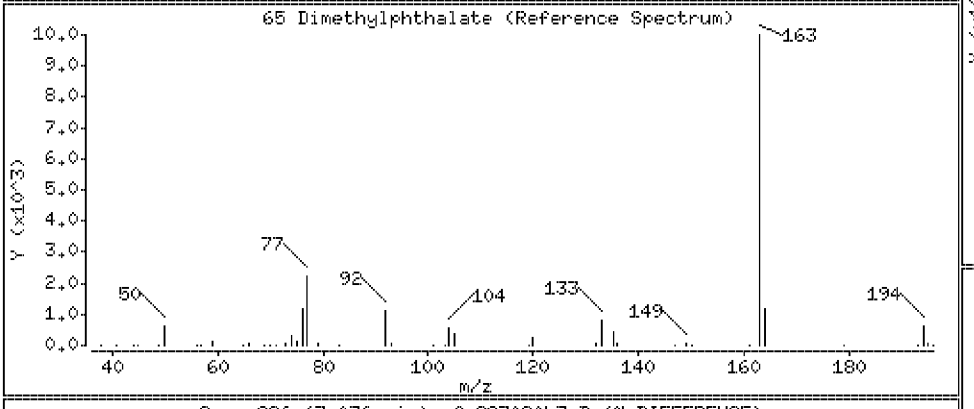

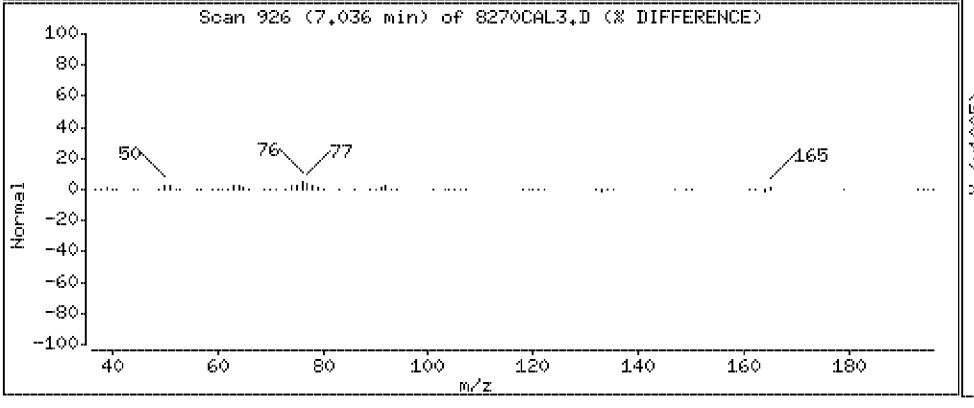

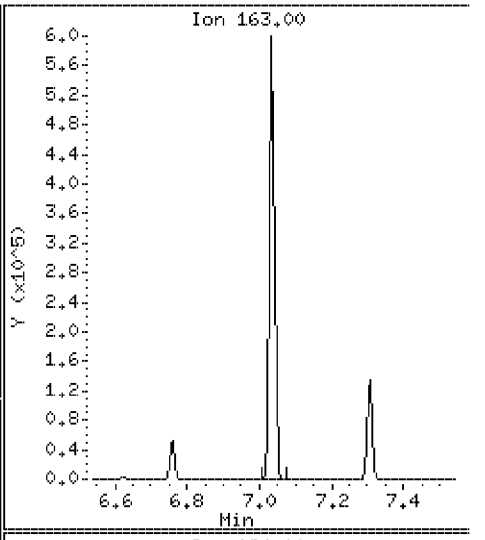

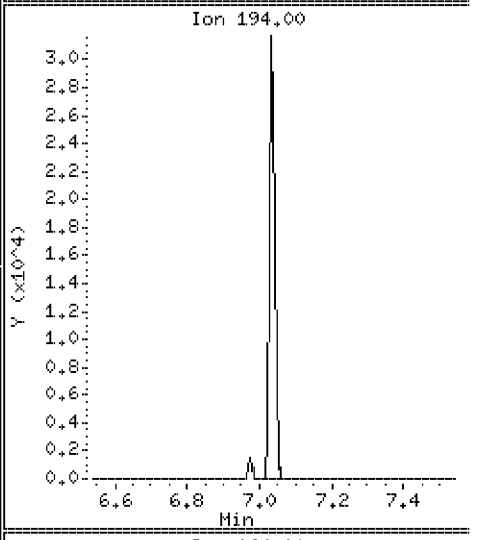

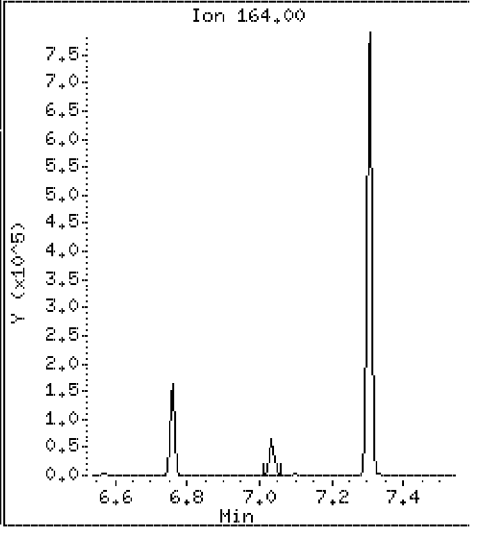

Data File: \\Svecd04\DD\chem\smsd03.i\S3042312.b\8270CAL3.D

Date : 23-APR-2012 11:58

Client ID: 8270CAL3 Instrument: smsd03.i

Sample Info: 45925

Purge Volume: 1000.0 Operator: PEL

Column phase: HPMS-5 Column diameter: 0.25

68 Acenaphthylene Concentration: 20.3 ug/l

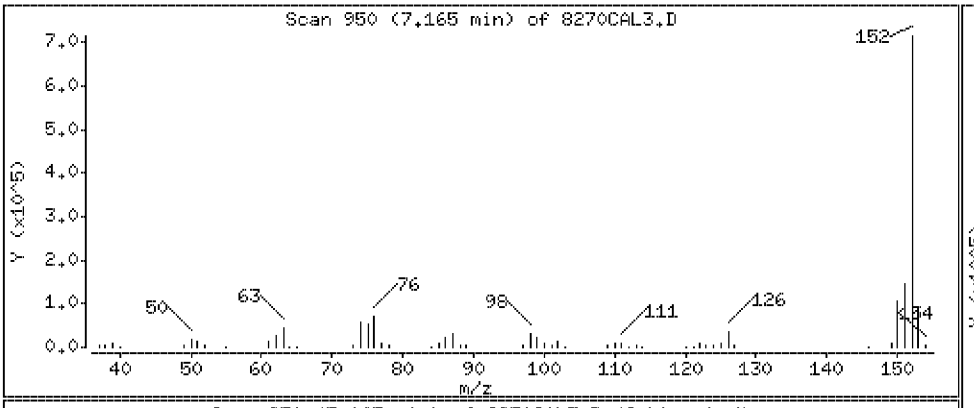

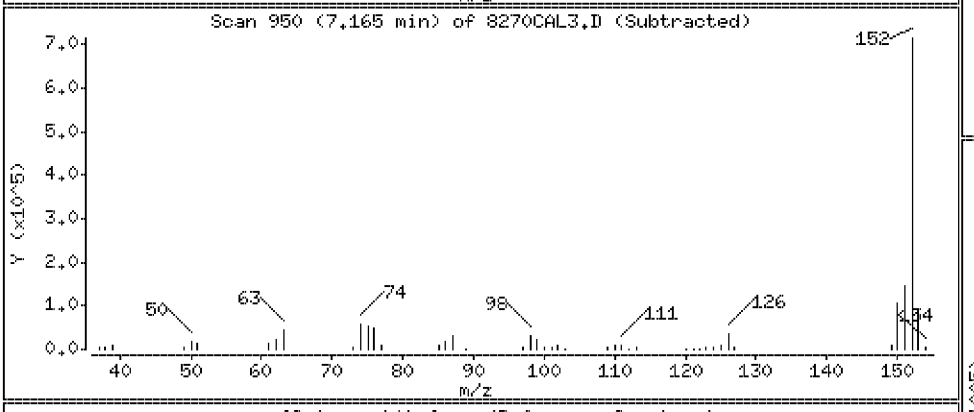

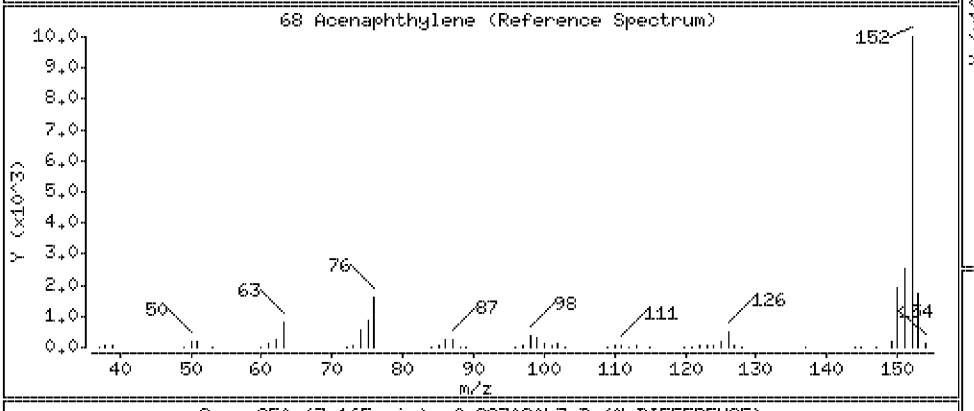

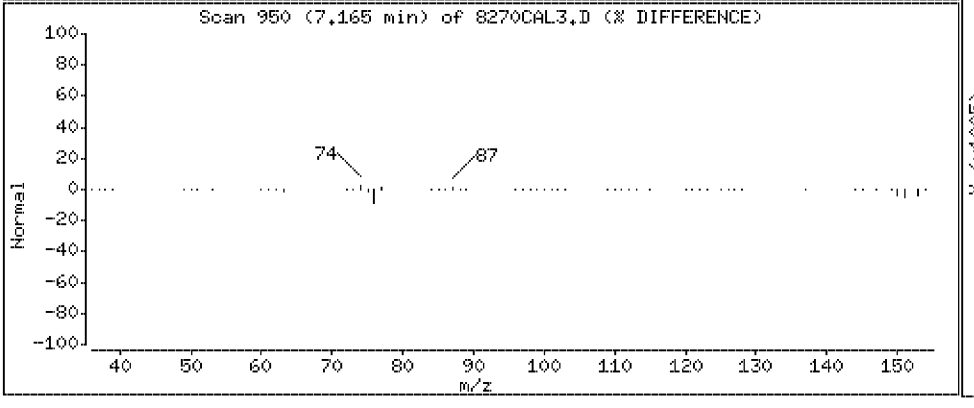

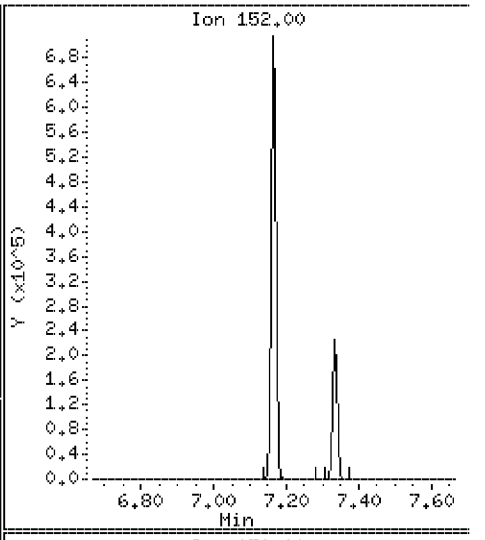

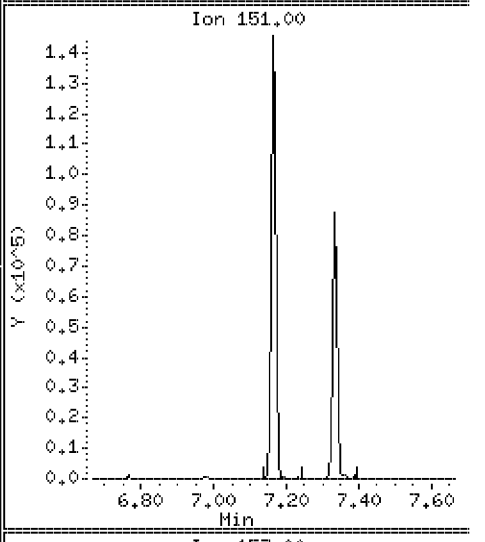

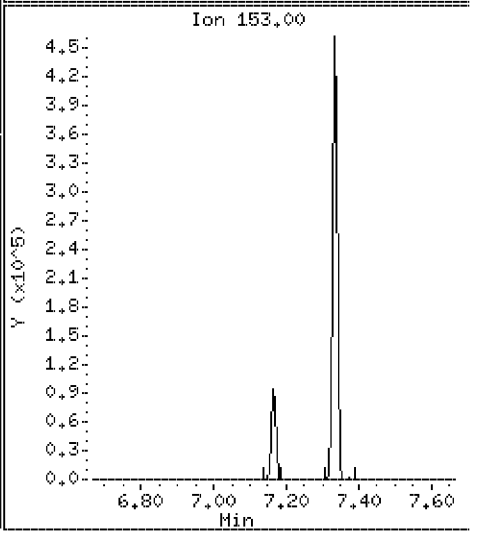

Data File: \\Svecd04\DD\chem\smsd03.i\S3042312.b\8270CAL3.D

Date : 23-APR-2012 11:58

Client ID: 8270CAL3 | Instrument: smsd03.i

Sample Info: 45925

Purge Volume: 1000.0 | Operator: PEL

Column phase: HPMS-5 | Column diameter: 0.25

67 2,6-Dinitrotoluene | Concentration: 19.7 ug/l

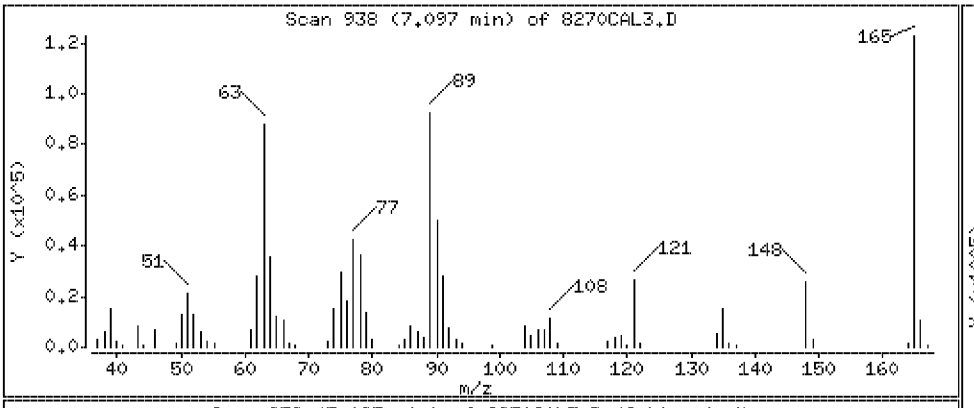

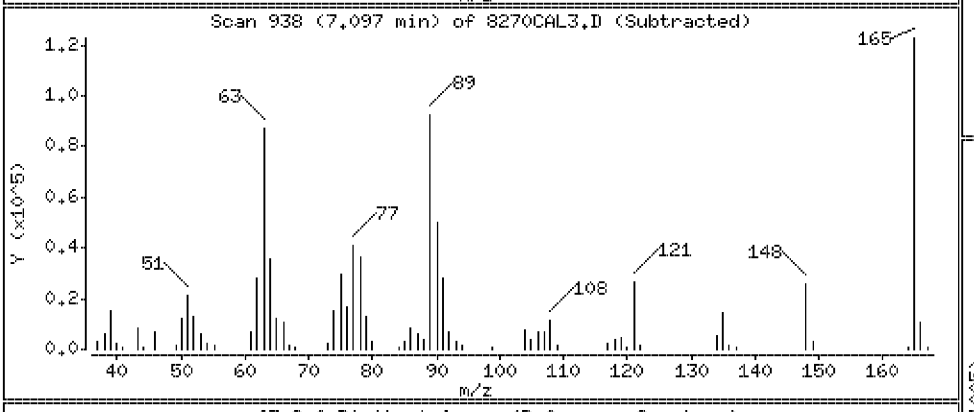

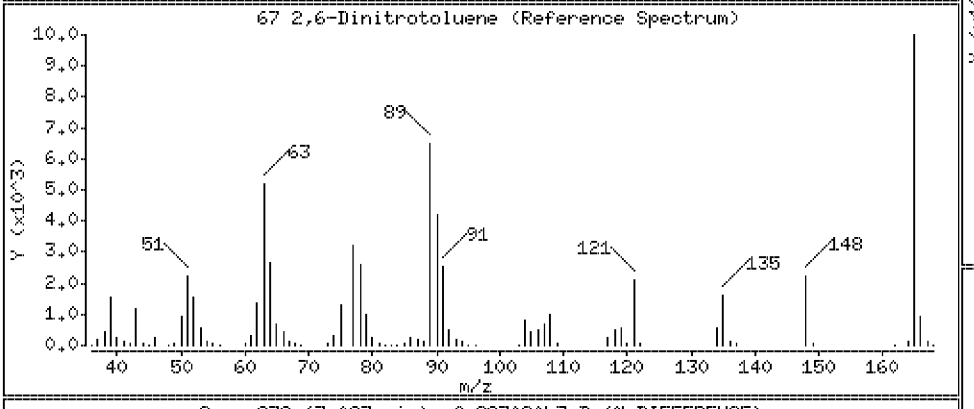

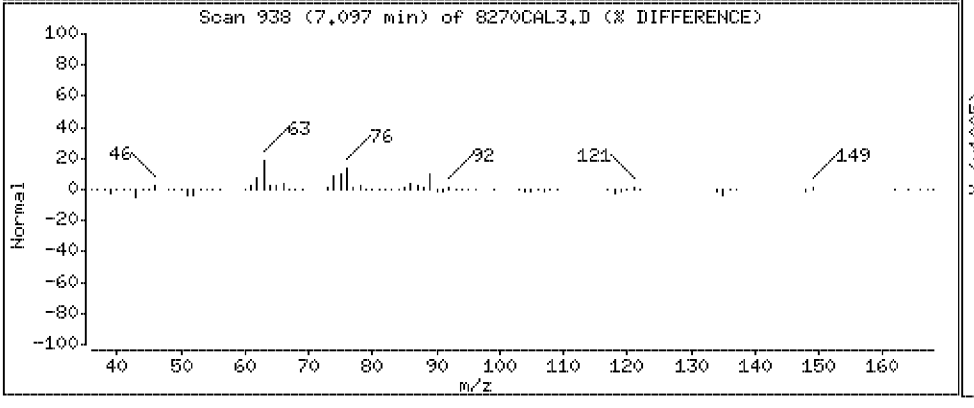

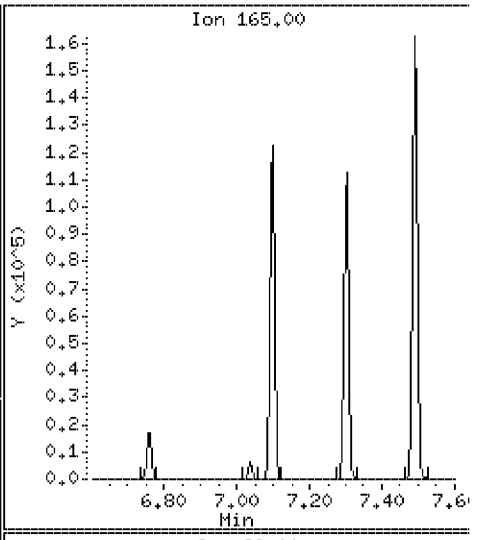

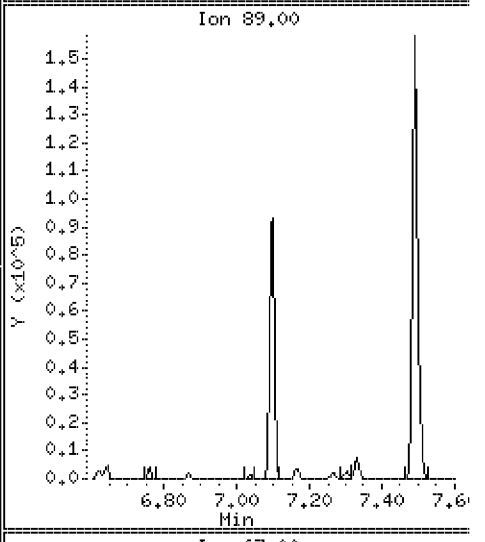

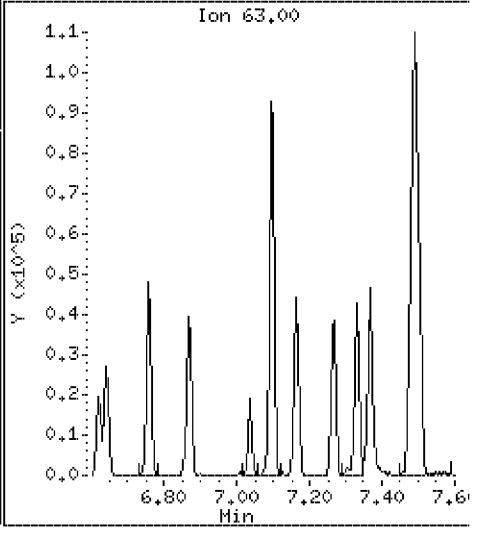

Data File: \\Svecd04\DD\chem\smsd03.i\S3042312.b\8270CAL3.D

Date : 23-APR-2012 11:58

Client ID: 8270CAL3 Instrument: smsd03.i

Sample Info: 45925

Purge Volume: 1000.0 Operator: PEL

Column phase: HPMS-5 Column diameter: 0.25

69 3-Nitroaniline Concentration: 20.4 ug/l

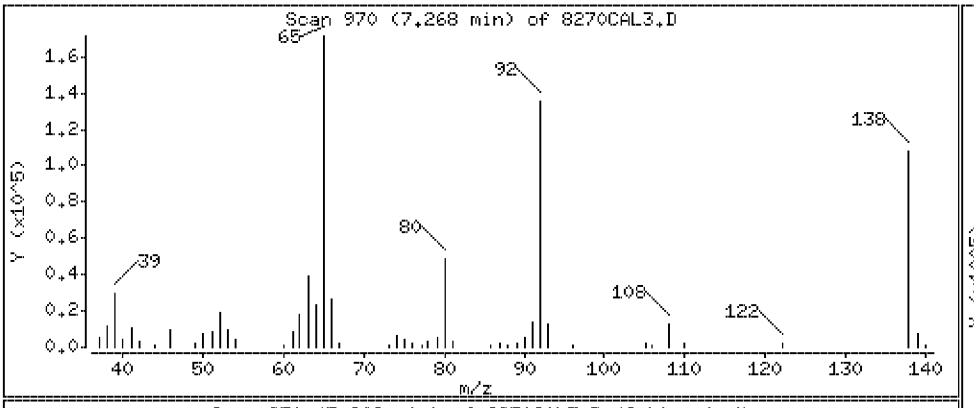

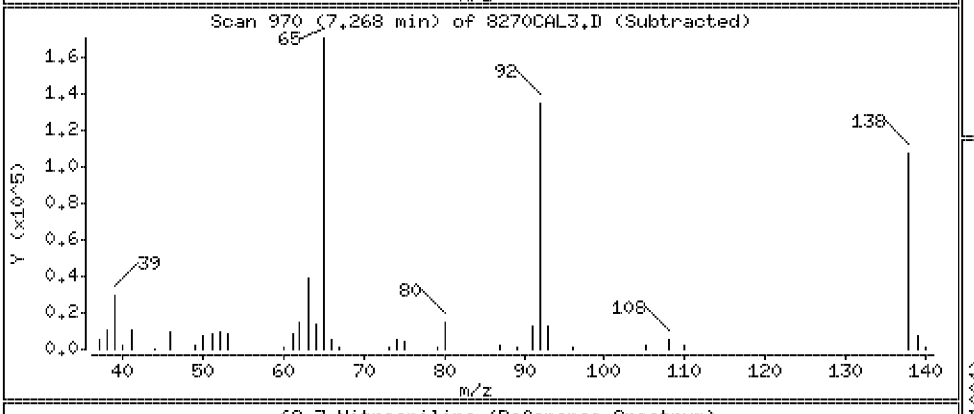

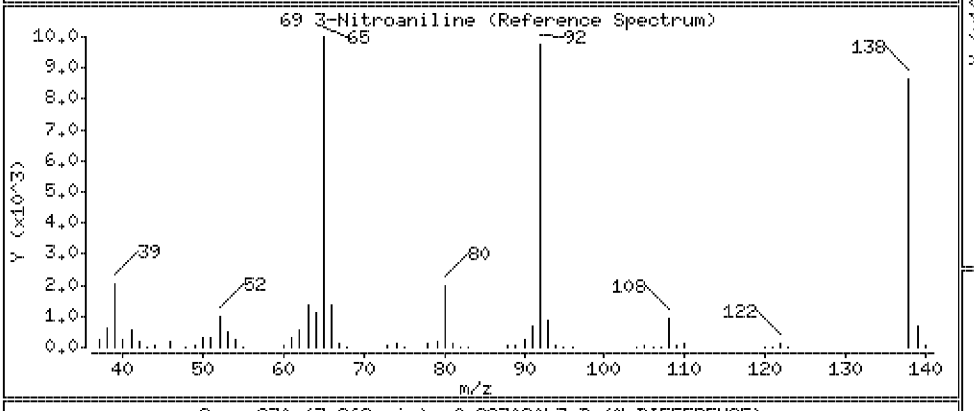

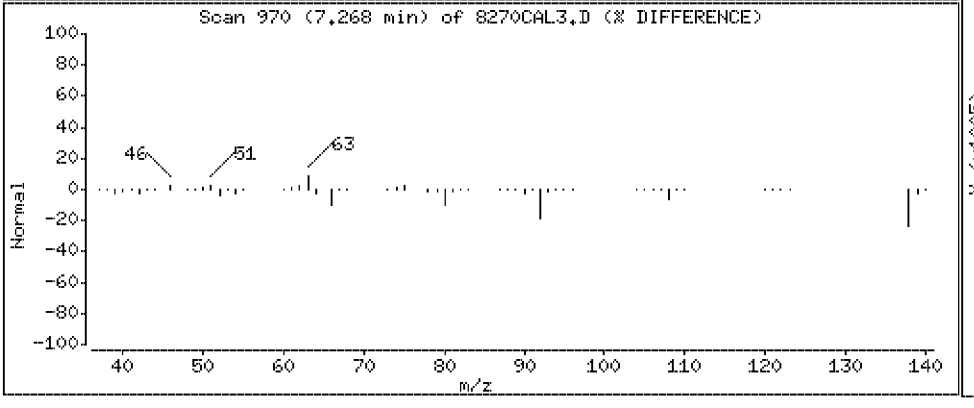

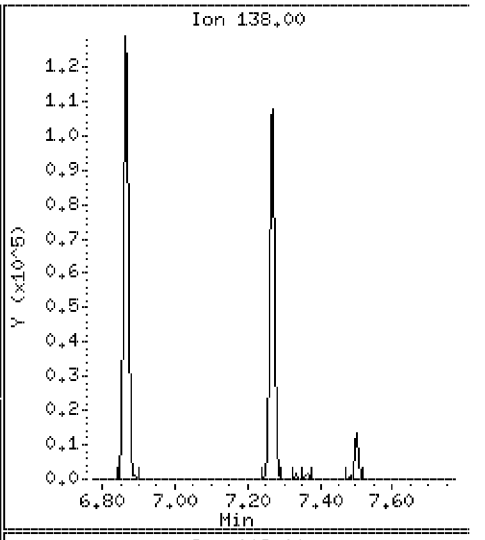

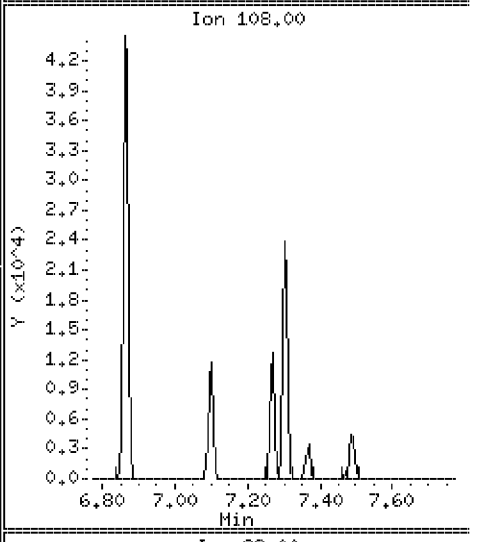

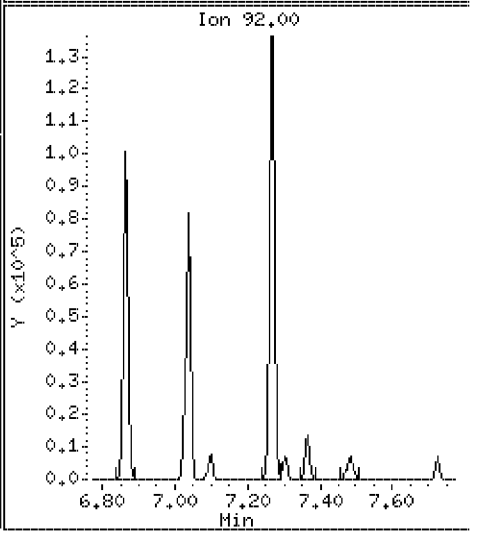

Data File: \\Svecd04\DD\chem\smsd03.i\S3042312.b\8270CAL3.D

Date : 23-APR-2012 11:58

Client ID: 8270CAL3 Instrument: smsd03.i

Sample Info: 45925

Purge Volume: 1000.0 Operator: PEL

Column phase: HPMS-5 Column diameter: 0.25

71 Acenaphthene Concentration: 19.7 ug/l

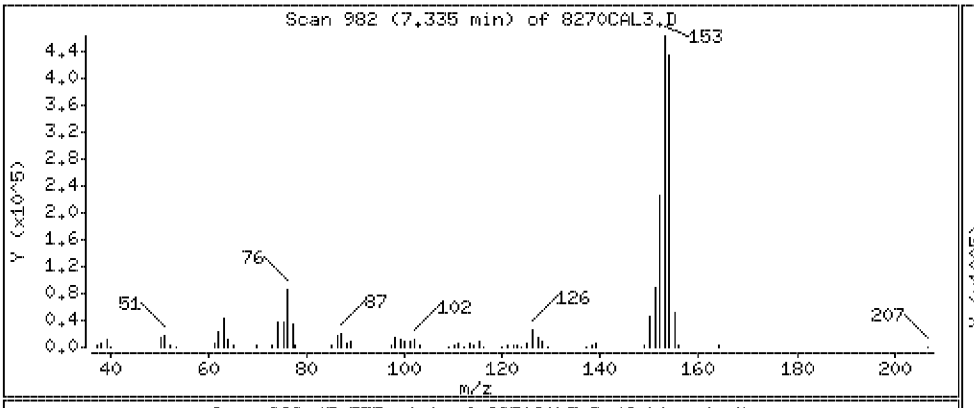

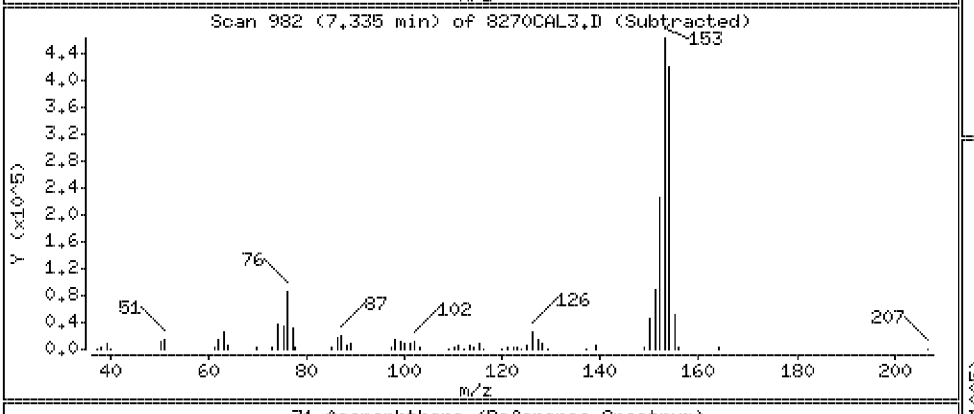

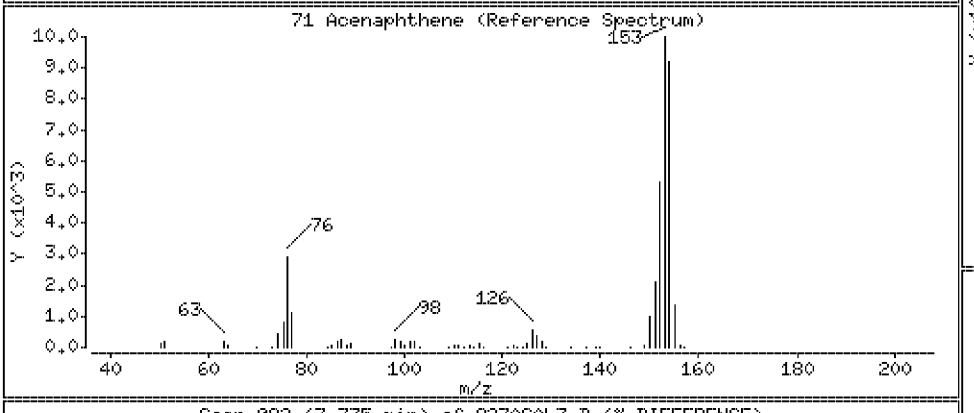

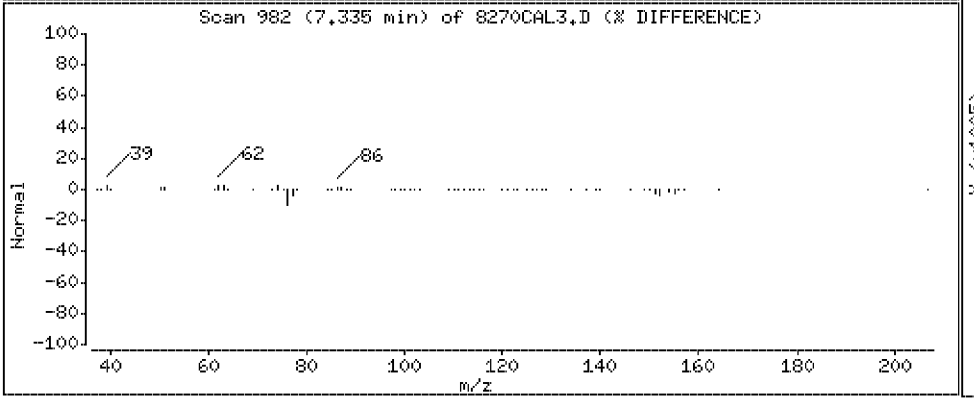

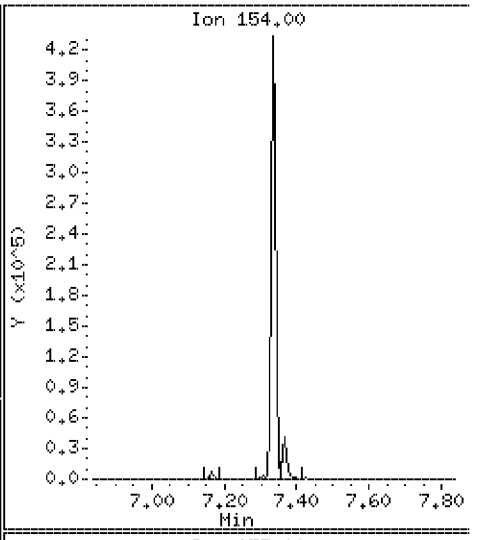

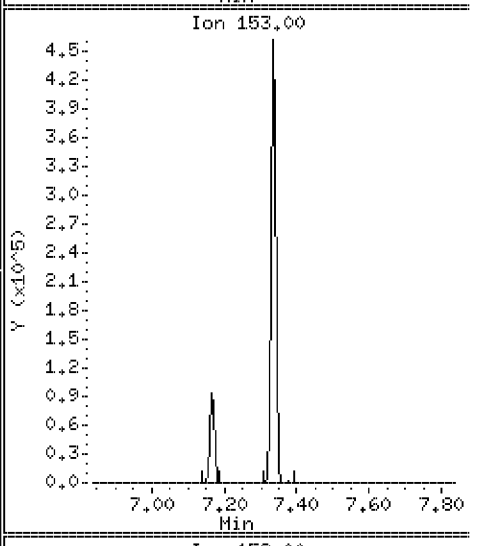

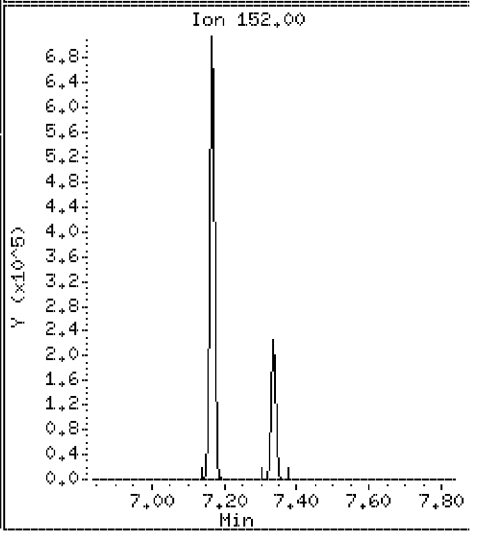

Data File: \\Svecd04\DD\chem\smsd03.i\S3042312.b\8270CAL3.D

Date : 23-APR-2012 11:58

Client ID: 8270CAL3 Instrument: smsd03.i

Sample Info: 45925

Purge Volume: 1000.0 Operator: PEL

Column phase: HPMS-5 Column diameter: 0.25

72 2,4-Dinitrophenol Concentration: 19.1 ug/l

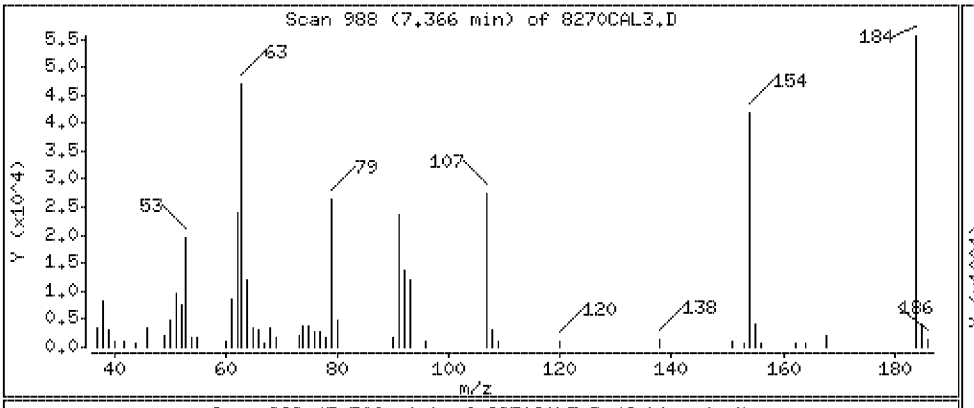

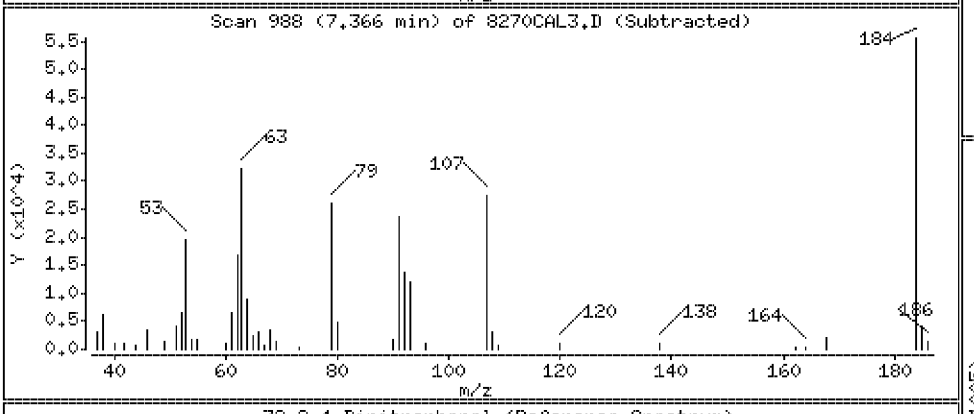

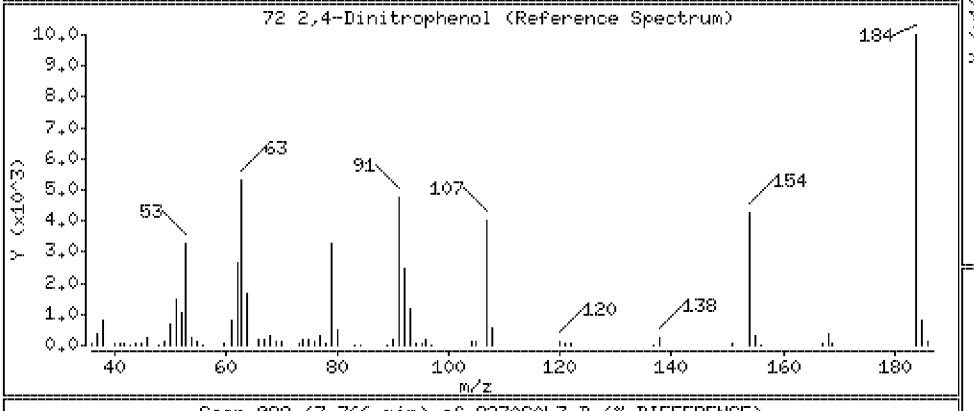

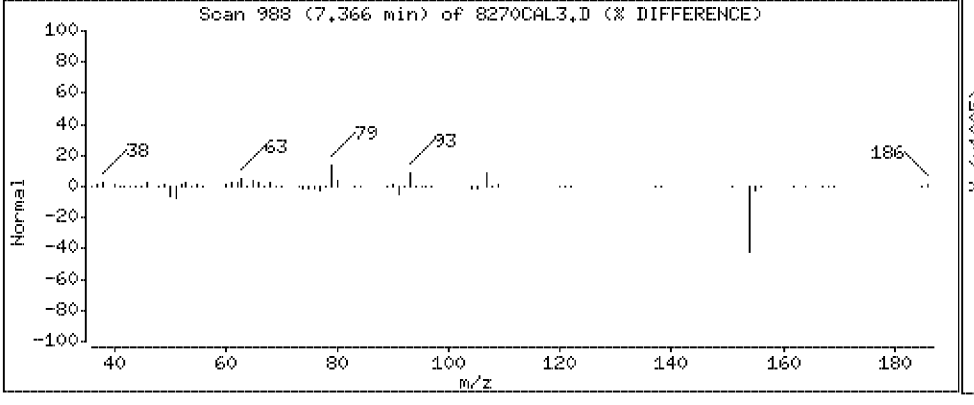

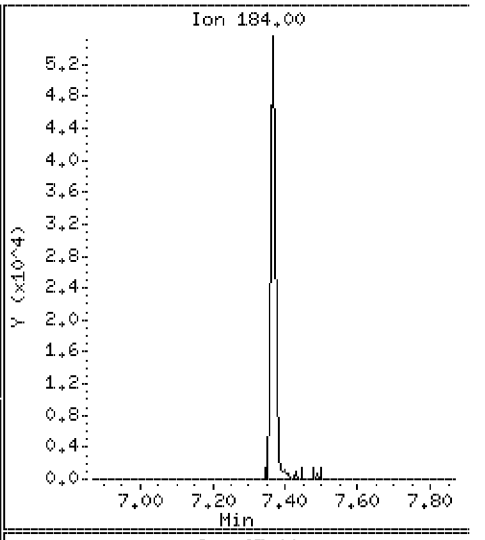

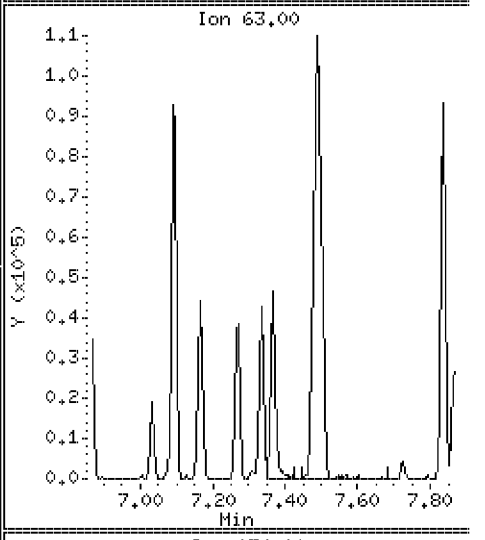

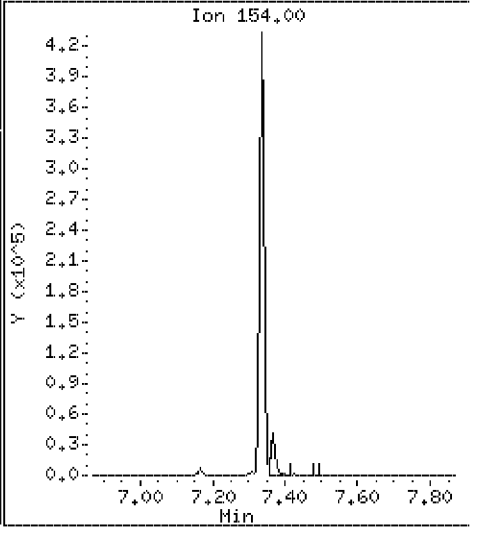

Data File: \\Svecd04\DD\chem\smsd03.i\S3042312.b\8270CAL3.D

Date : 23-APR-2012 11:58

Client ID: 8270CAL3

Instrument: smsd03.i

Sample Info: 45925

Purge Volume: 1000.0

Operator: PEL

Column phase: HPMS-5

Column diameter: 0.25

74 4-Nitrophenol

Concentration: 20.7 ug/l

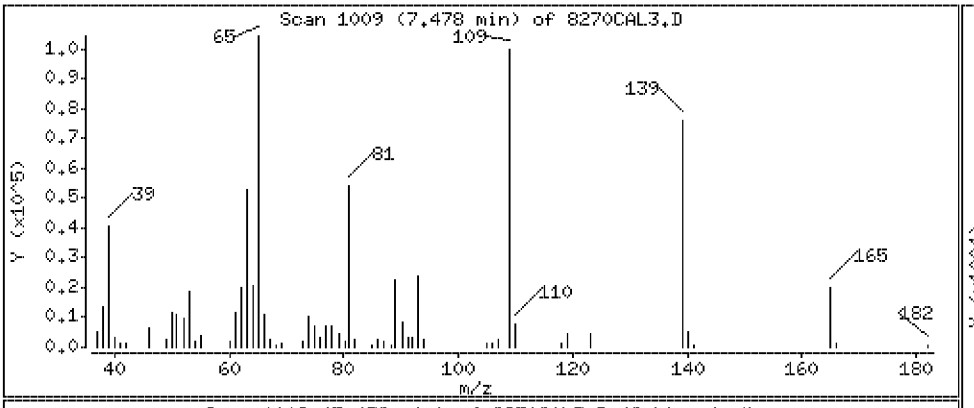

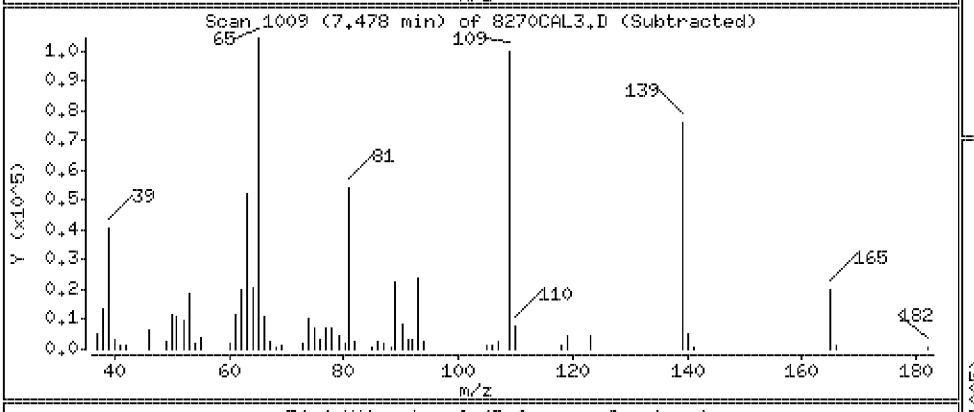

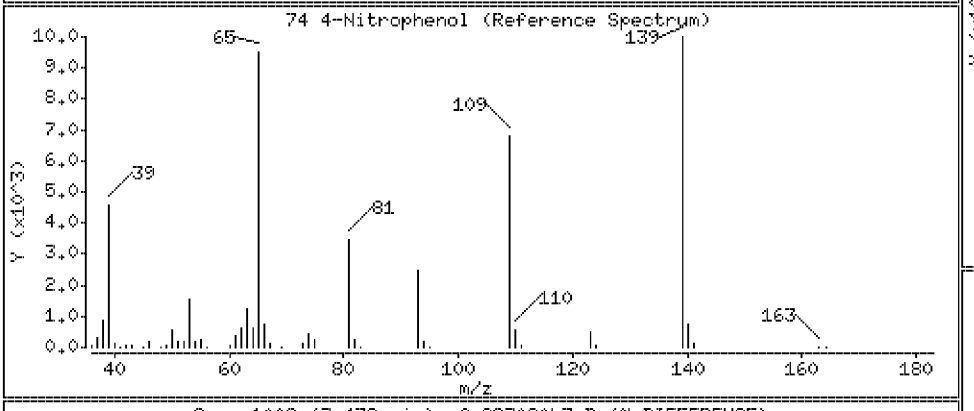

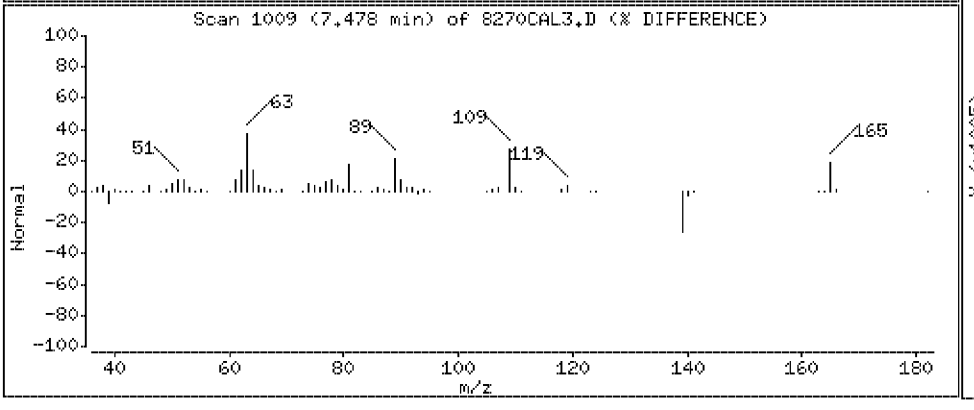

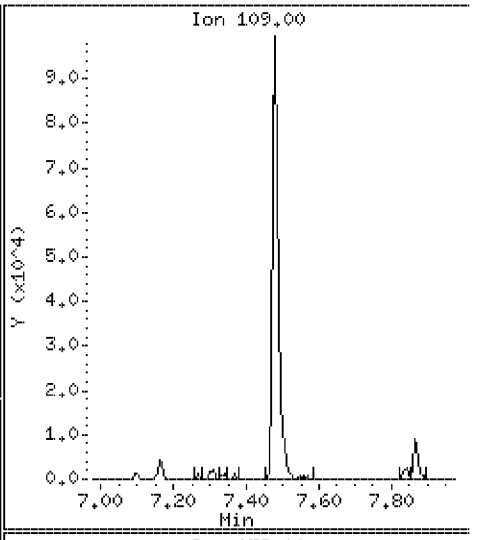

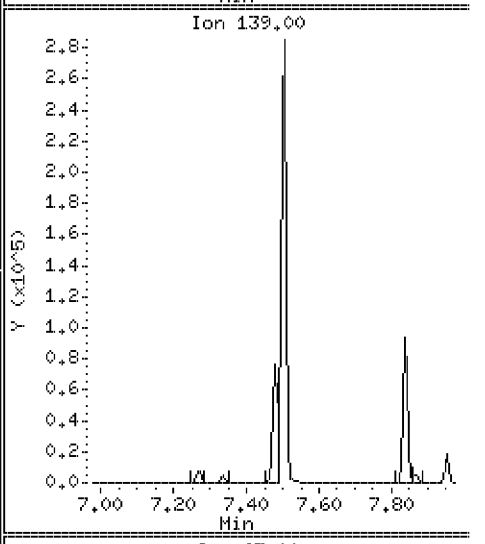

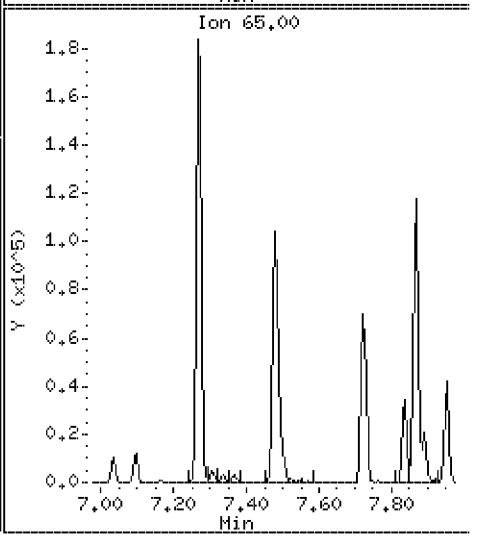

Data File: \\Svecd04\DD\chem\smsd03.i\S3042312.b\8270CAL3.D

Date : 23-APR-2012 11:58

Client ID: 8270CAL3 Instrument: smsd03.i

Sample Info: 45925

Purge Volume: 1000.0 Operator: PEL

Column phase: HPMS-5 Column diameter: 0.25

75 Dibenzofuran Concentration: 19.7 ug/l

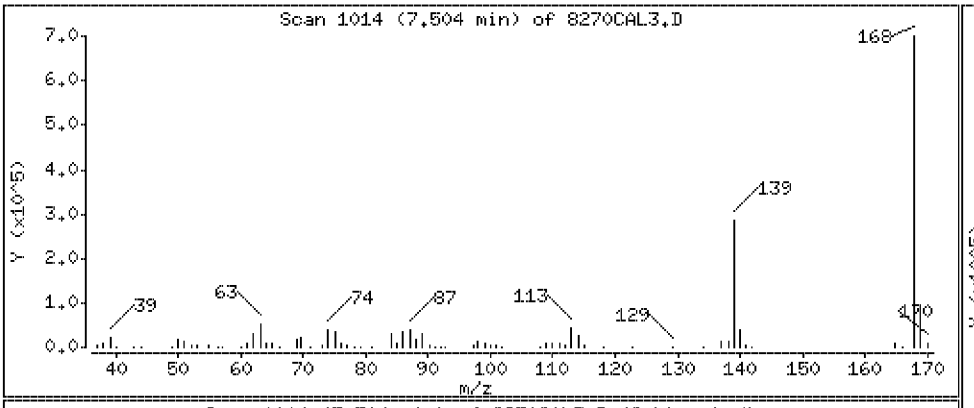

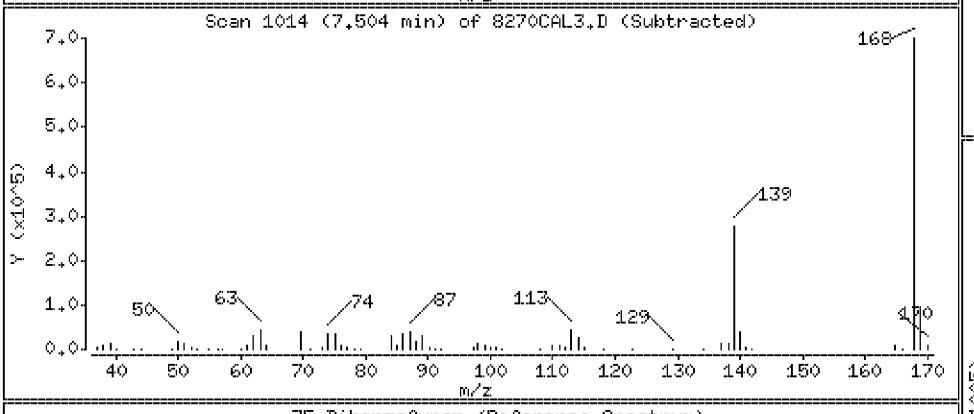

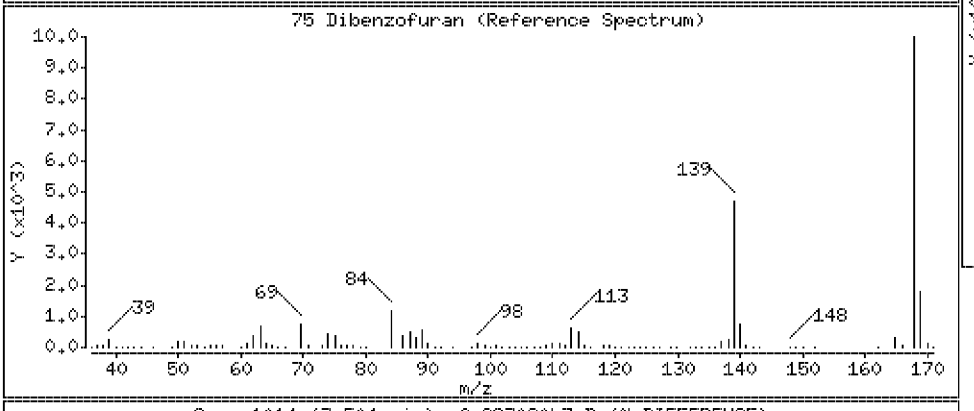

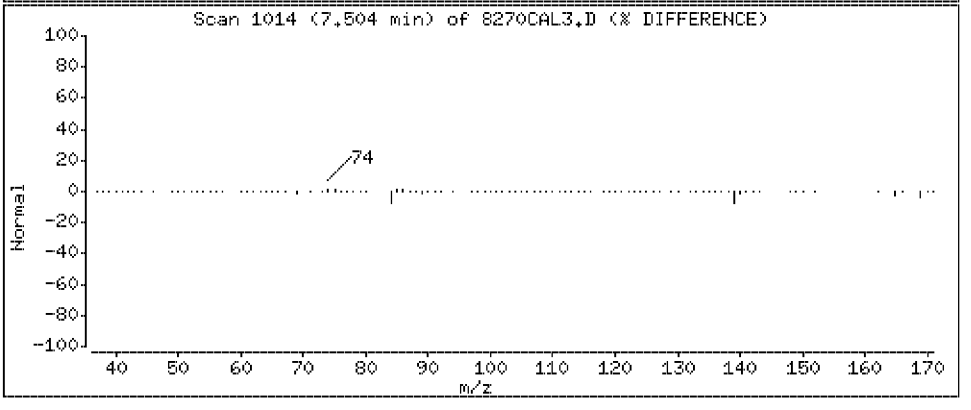

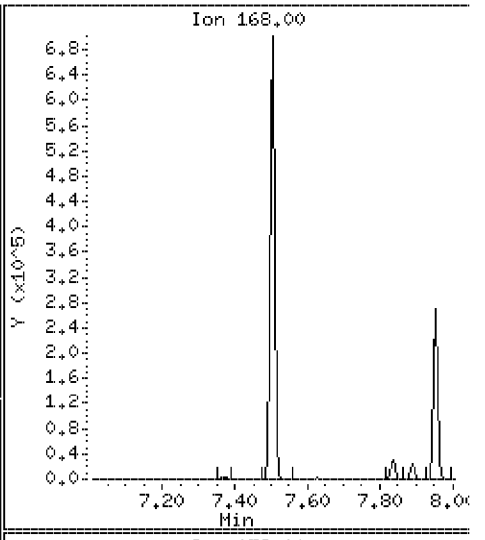

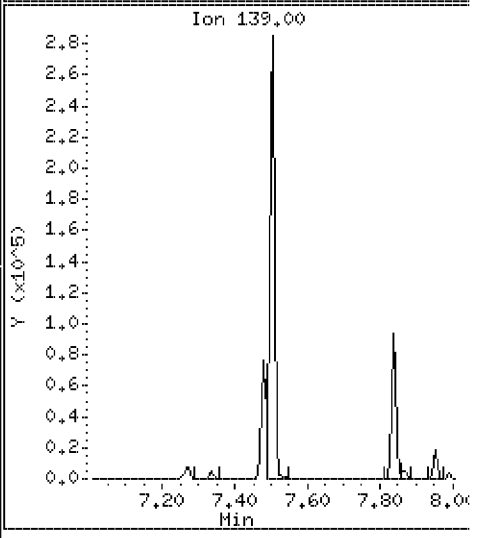

Data File: \\Svecd04\DD\chem\smsd03.i\S3042312.b\8270CAL3.D

Date : 23-APR-2012 11:58

Client ID: 8270CAL3 Instrument: smsd03.i

Sample Info: 45925

Purge Volume: 1000.0 Operator: PEL

Column phase: HPMS-5 Column diameter: 0.25

76 2,4-Dinitrotoluene Concentration: 19.3 ug/l

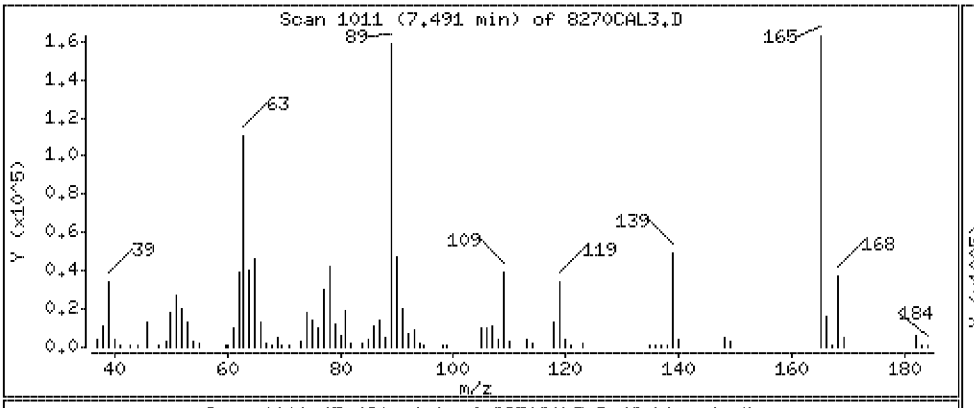

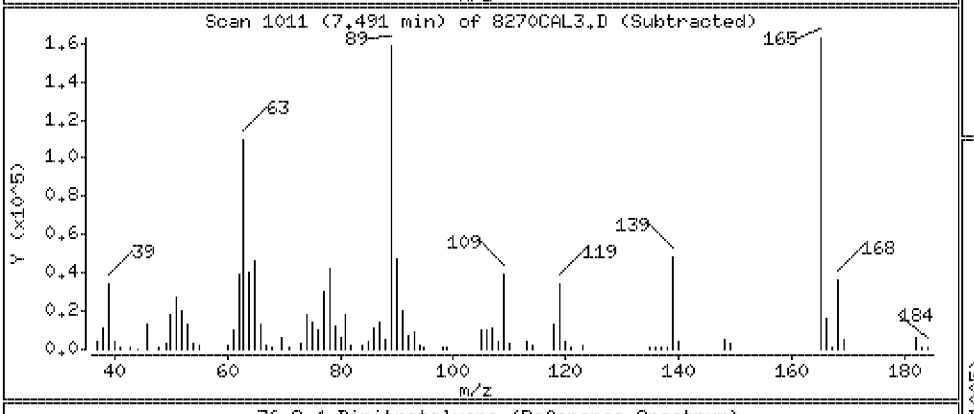

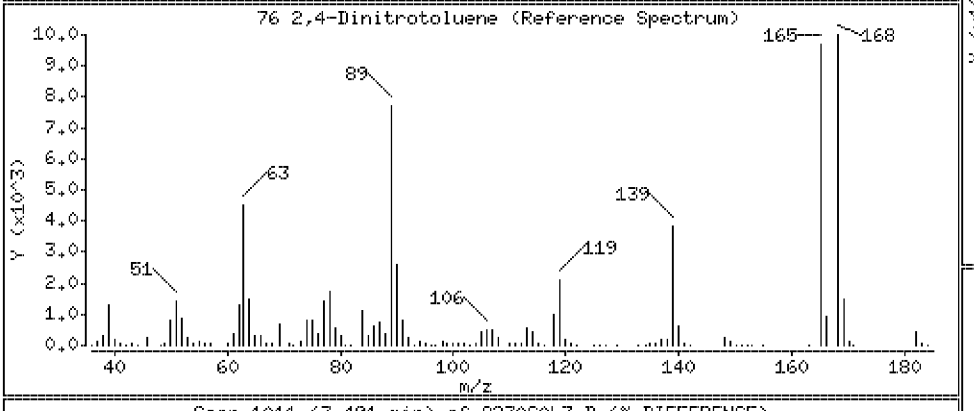

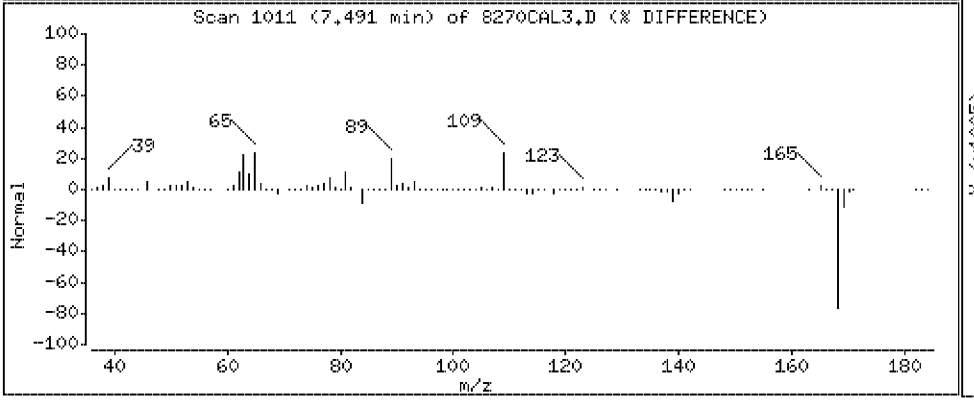

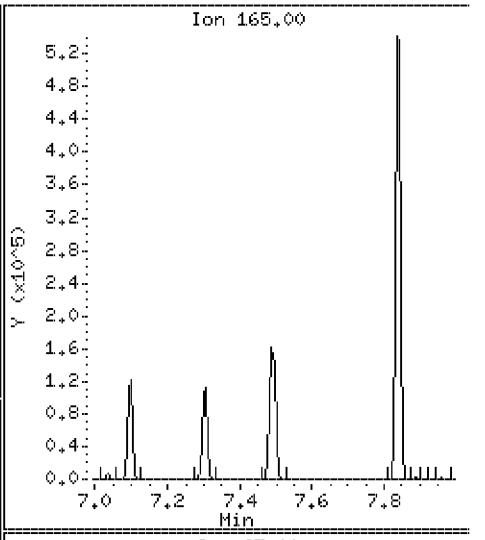

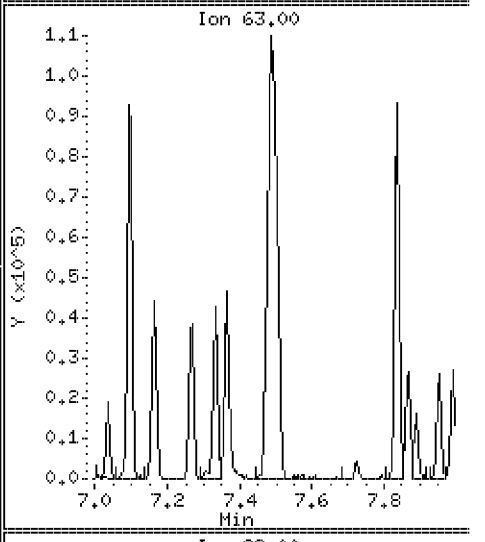

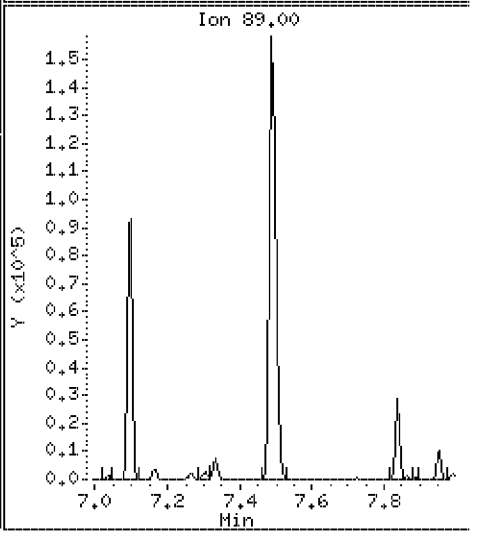

Data File: \\Svecd04\DD\chem\smsd03.i\S3042312.b\8270CAL3.D

Date : 23-APR-2012 11:58

Client ID: 8270CAL3 Instrument: smsd03.i

Sample Info: 45925

Purge Volume: 1000.0 Operator: PEL

Column phase: HPMS-5 Column diameter: 0.25

80 Diethylphthalate Concentration: 19.7 ug/l

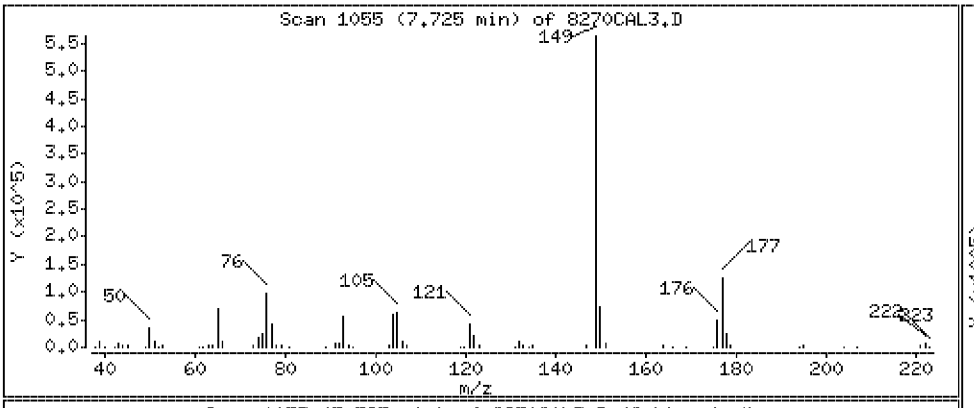

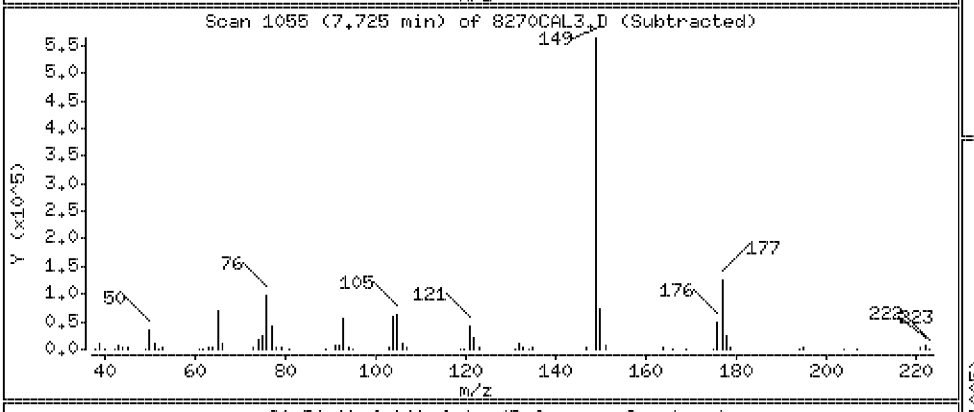

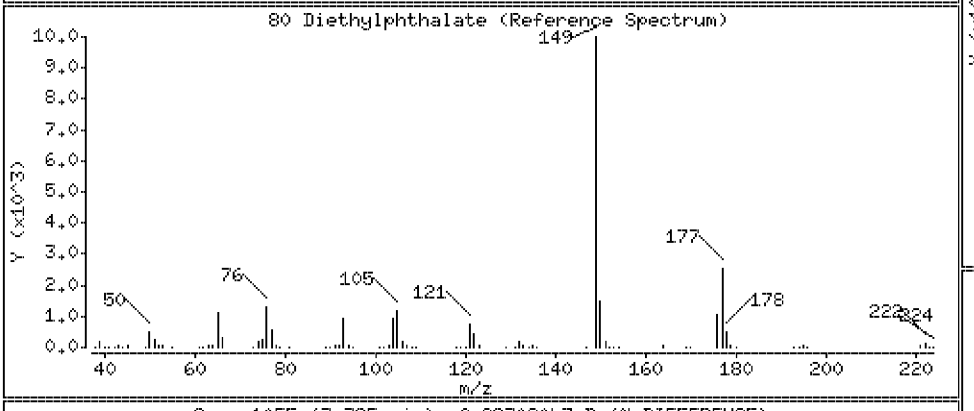

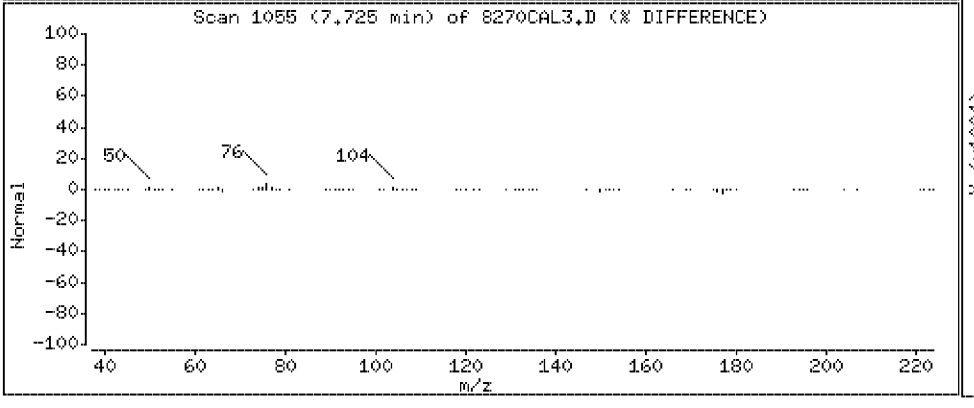

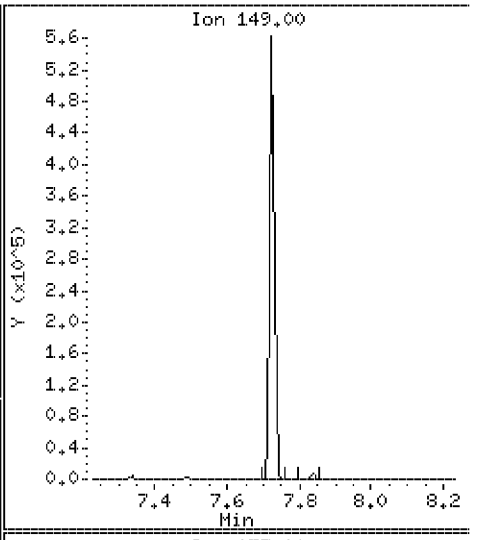

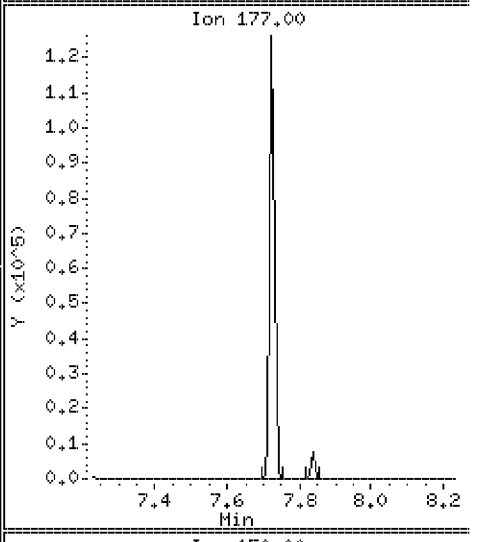

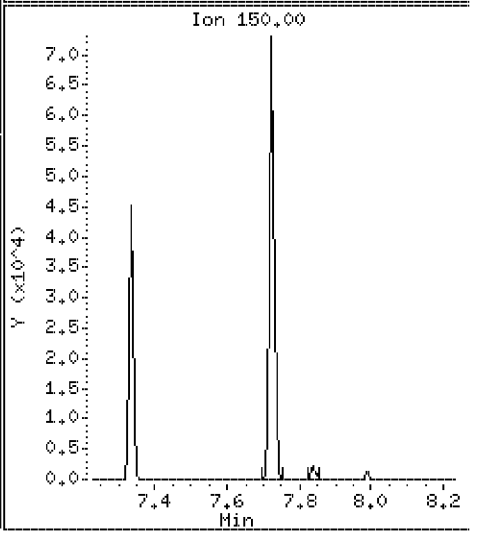

Data File: \\Svecd04\DD\chem\smsd03.i\S3042312.b\8270CAL3.D

Date : 23-APR-2012 11:58

Client ID: 8270CAL3

Instrument: smsd03.i

Sample Info: 45925

Purge Volume: 1000.0

Operator: PEL

Column phase: HPMS-5

Column diameter: 0.25

81 Fluorene

Concentration: 19.0 ug/l

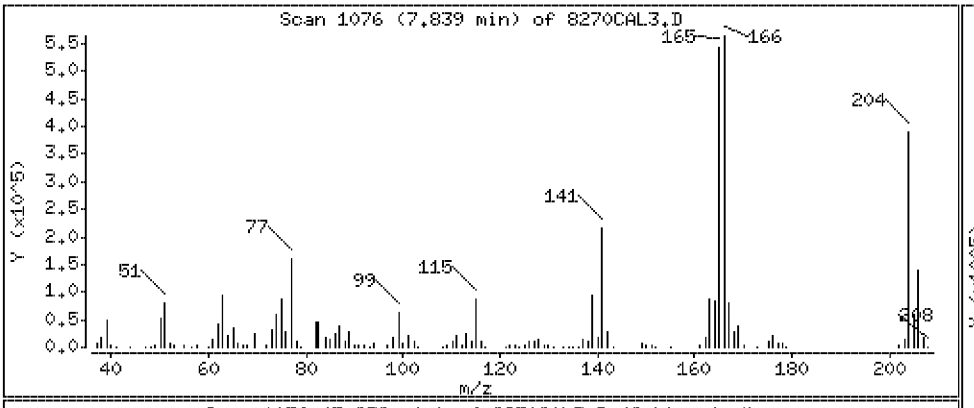

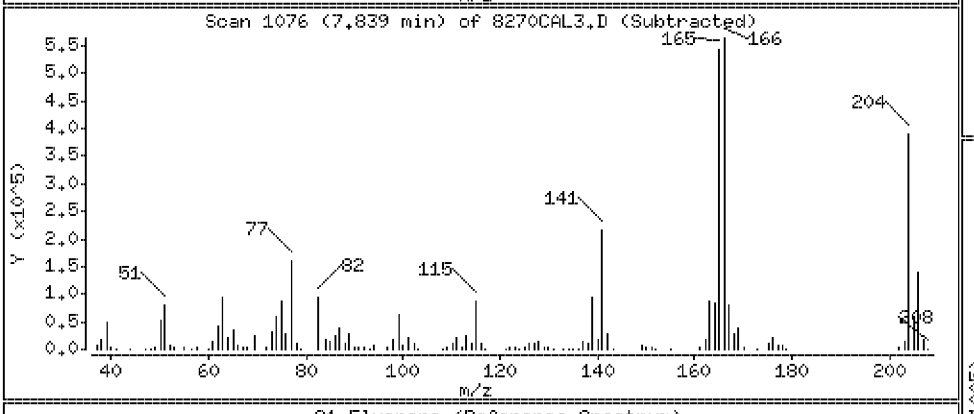

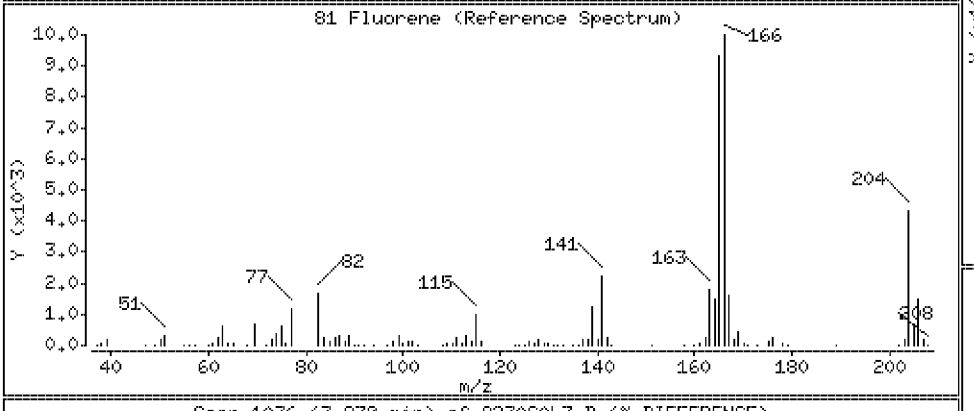

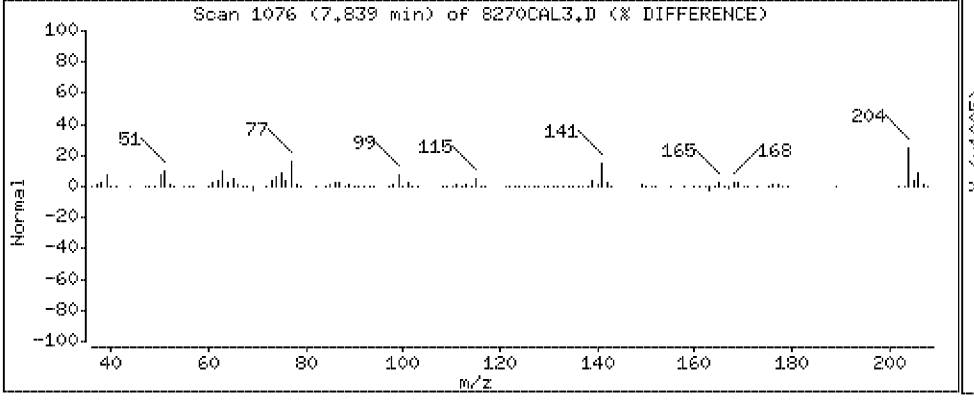

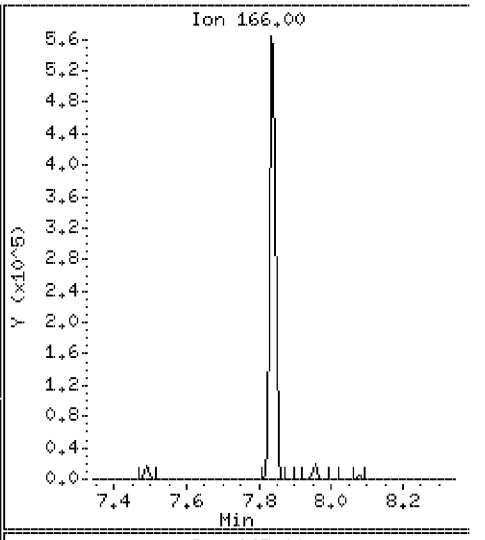

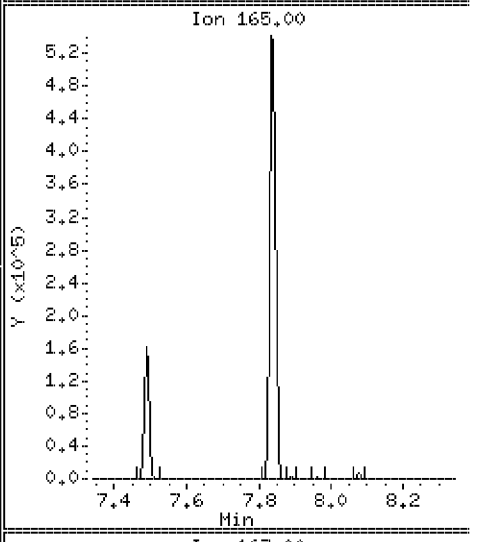

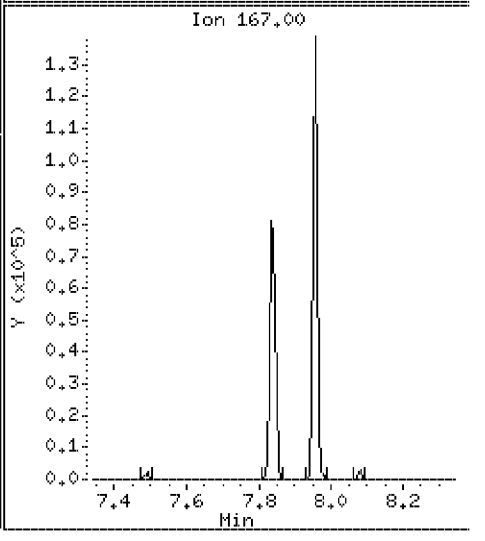

Data File: \\Svecd04\DD\chem\smsd03.i\S3042312.b\8270CAL3.D

Date : 23-APR-2012 11:58

Client ID: 8270CAL3

Instrument: smsd03.i

Sample Info: 45925

Purge Volume: 1000.0

Operator: PEL

Column phase: HPMS-5

Column diameter: 0.25

82 4-Chlorophenyl-phenylether

Concentration: 18.5 ug/l

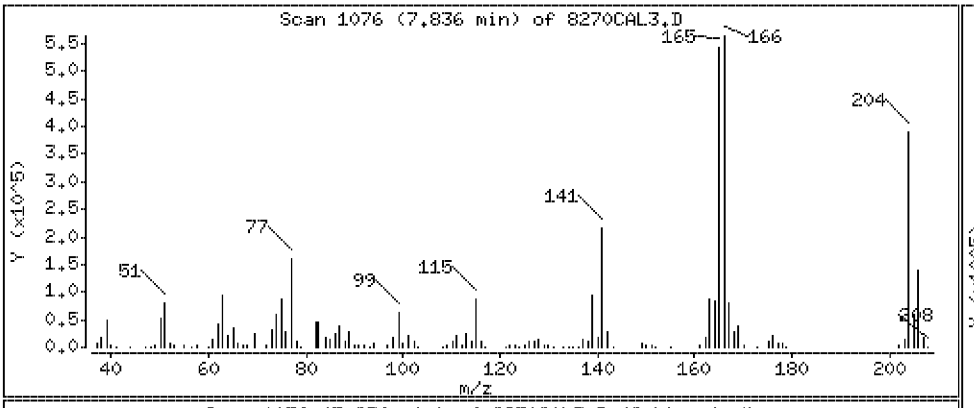

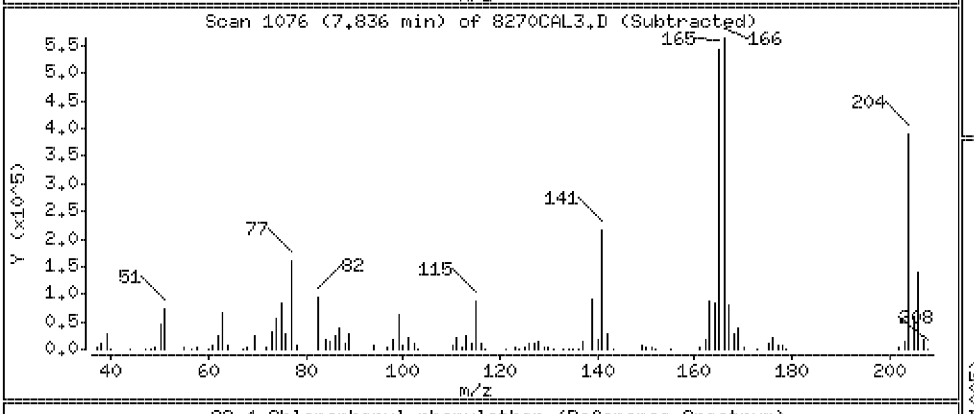

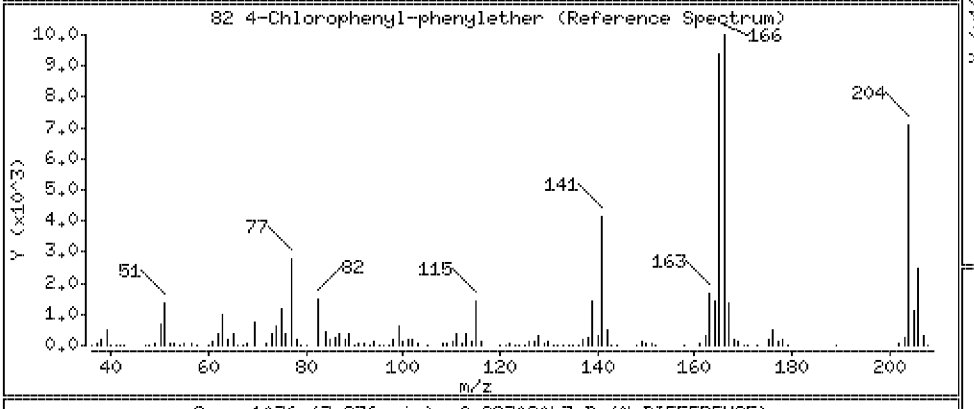

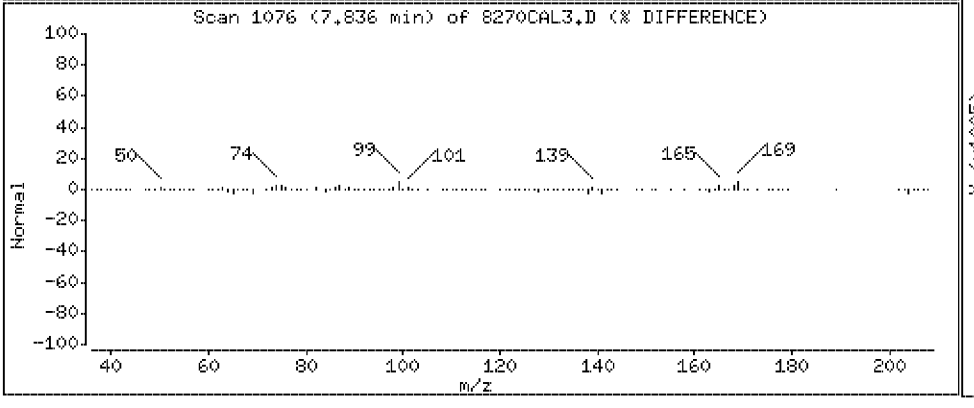

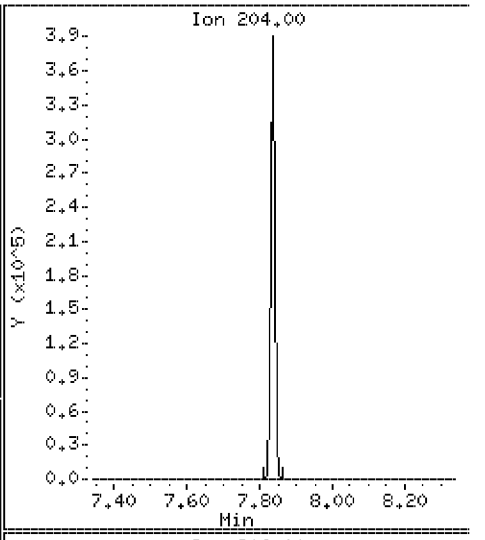

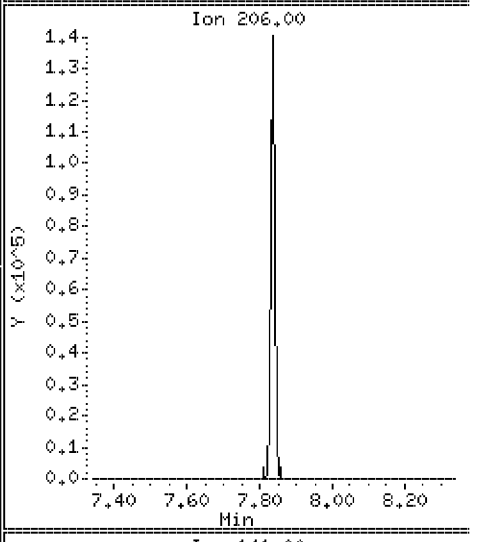

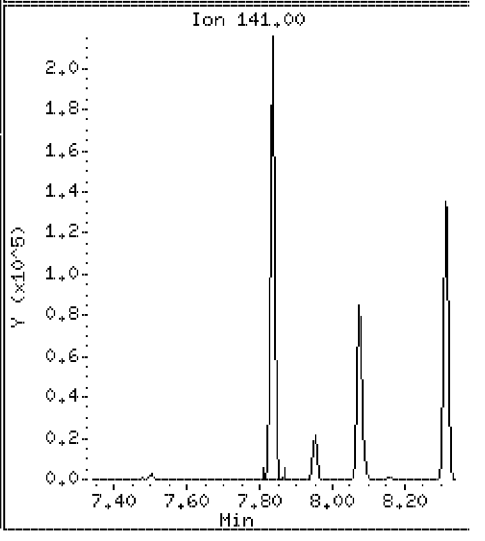

Data File: \\Svecd04\DD\chem\smsd03.i\S3042312.b\8270CAL3.D

Date : 23-APR-2012 11:58

Client ID: 8270CAL3

Instrument: smsd03.i

Sample Info: 45925

Purge Volume: 1000.0

Operator: PEL

Column phase: HPMS-5

Column diameter: 0.25

84 4-Nitroaniline

Concentration: 18.4 ug/l

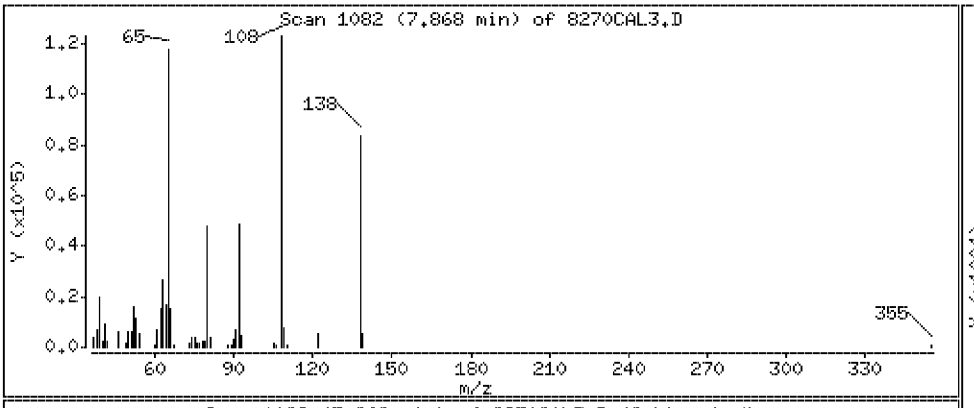

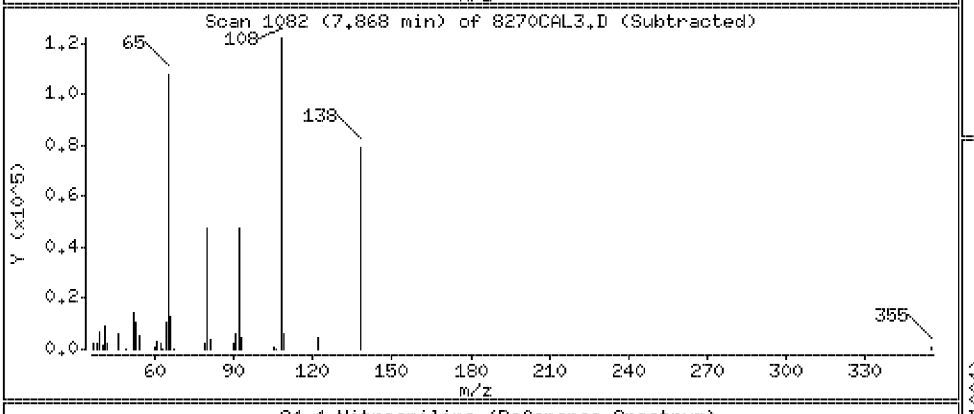

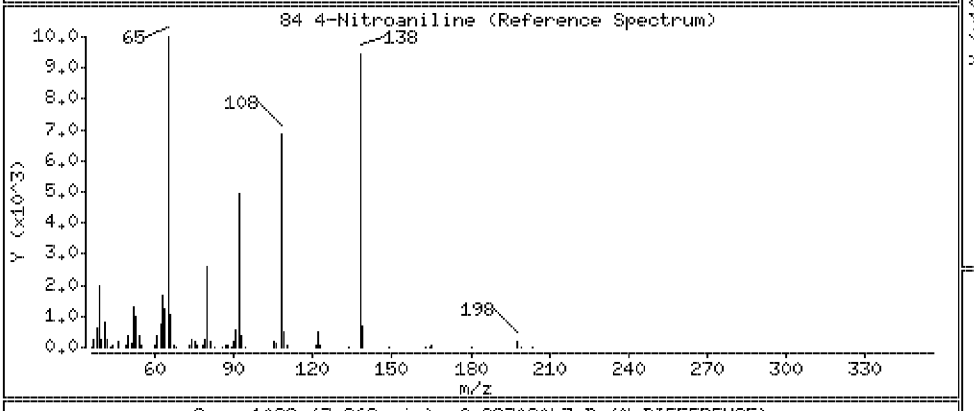

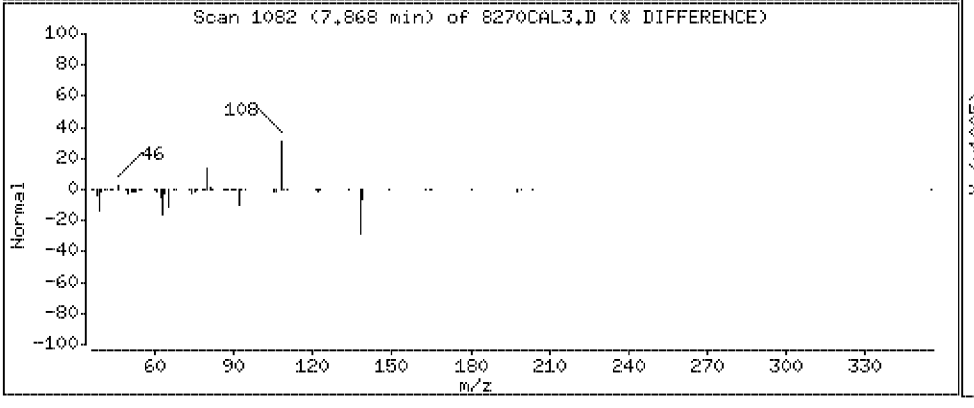

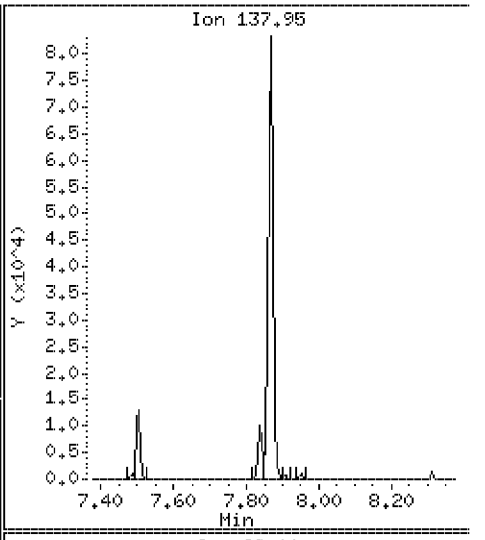

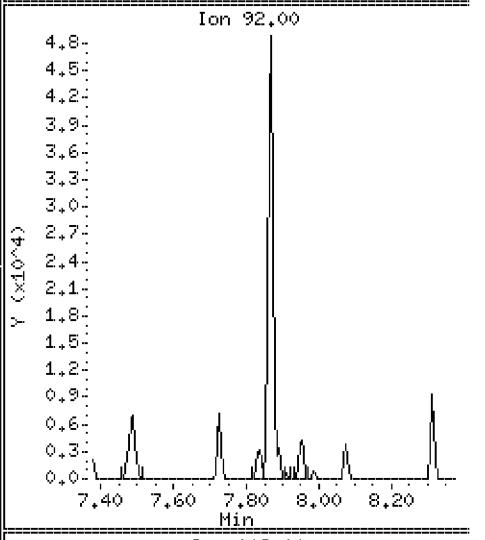

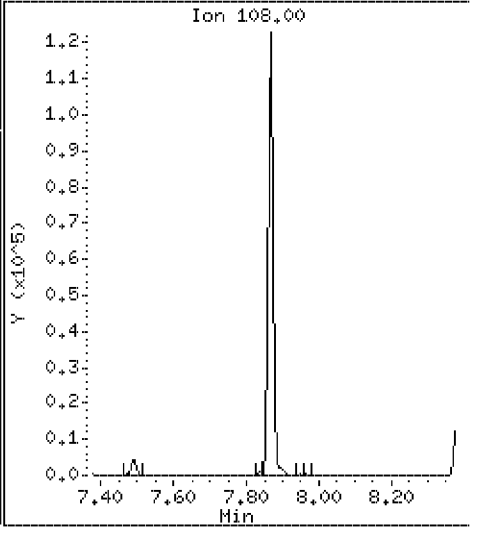

Data File: \\Svecd04\DD\chem\smsd03.i\S3042312.b\8270CAL3.D

Date : 23-APR-2012 11:58

Client ID: 8270CAL3

Instrument: smsd03.i

Sample Info: 45925

Purge Volume: 1000.0

Operator: PEL

Column phase: HPMS-5

Column diameter: 0.25

85 4,6-Dinitro-2-methylphenol

Concentration: 18.8 ug/l

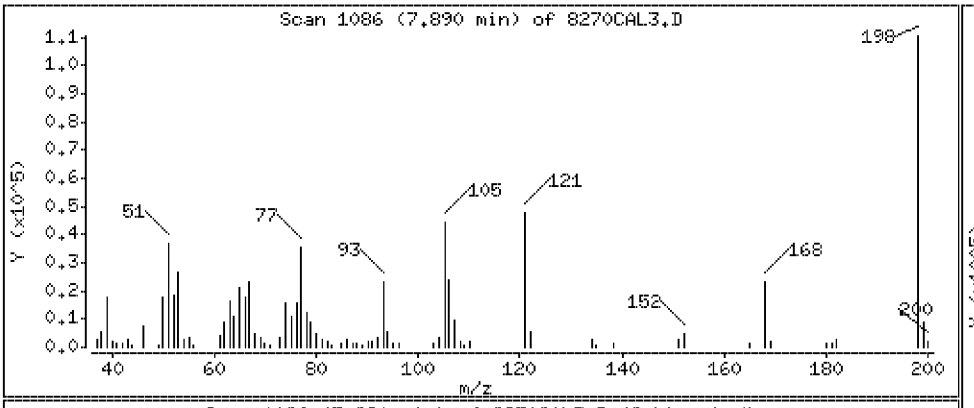

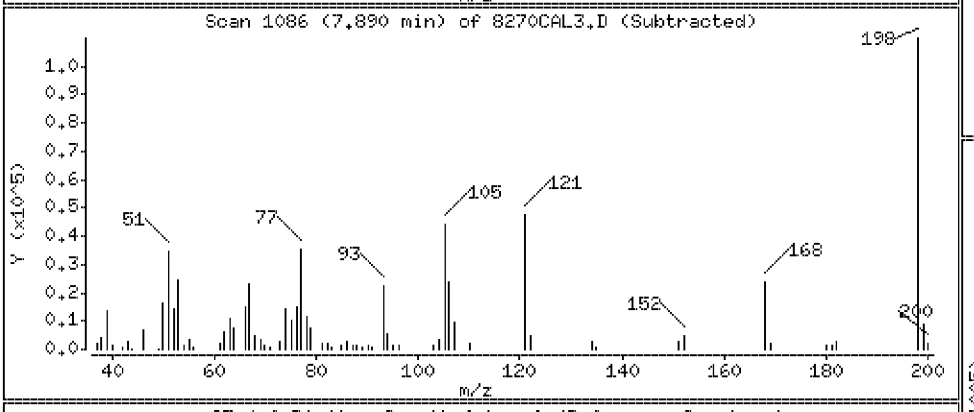

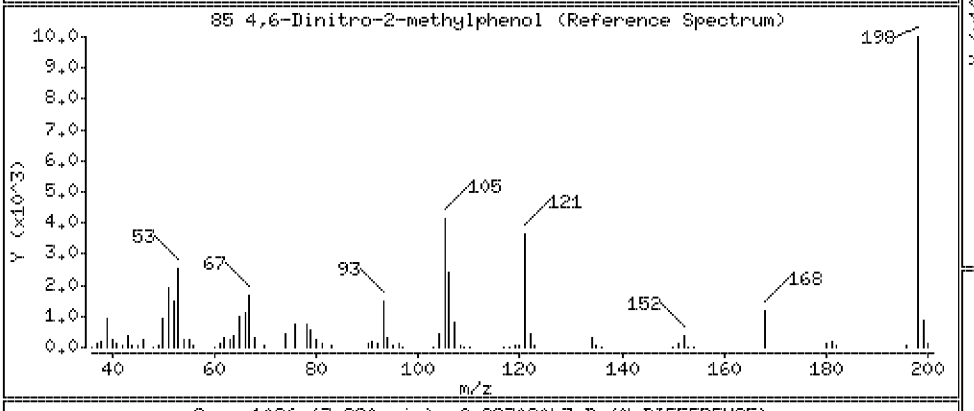

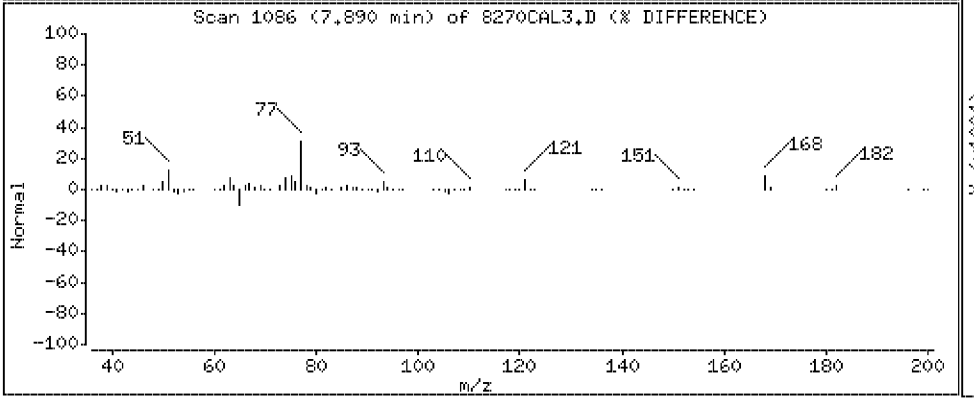

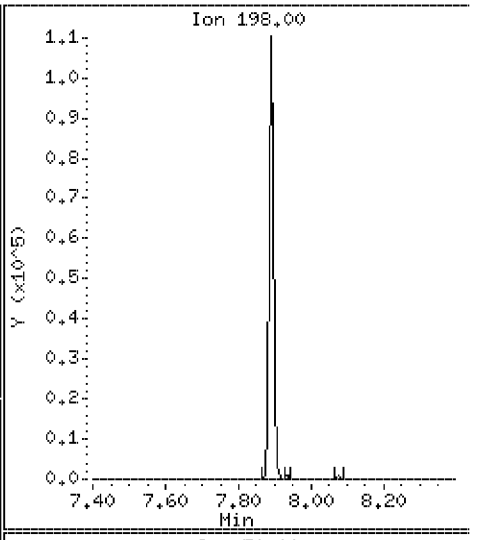

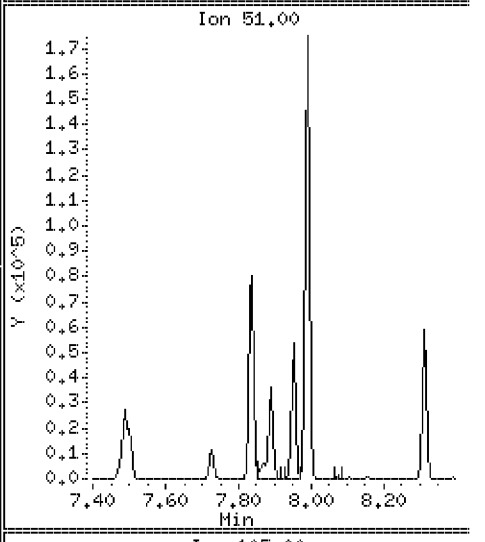

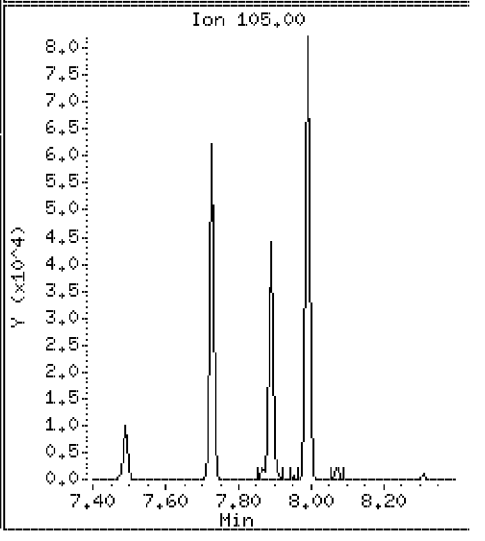

Data File: \\Svecd04\DD\chem\smsd03.i\S3042312.b\8270CAL3.D

Date : 23-APR-2012 11:58

Client ID: 8270CAL3

Instrument: smsd03.i

Sample Info: 45925

Purge Volume: 1000.0

Operator: PEL

Column phase: HPMS-5

Column diameter: 0.25

86 N-Nitrosodiphenylamine

Concentration: 19.8 ug/l

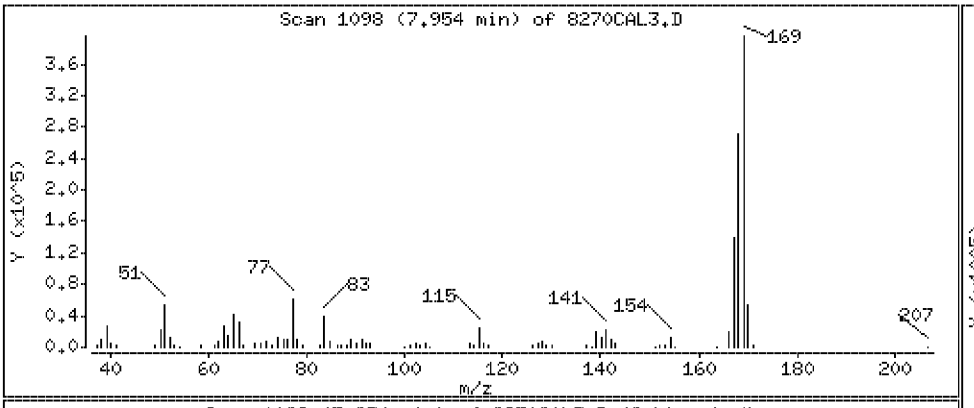

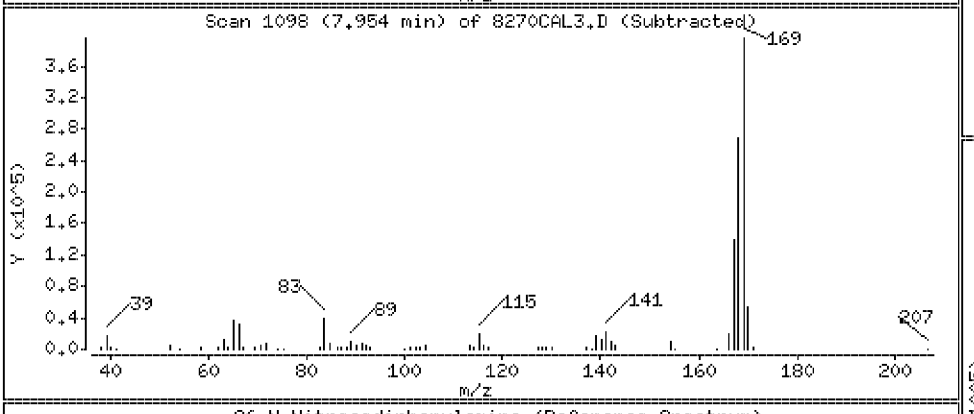

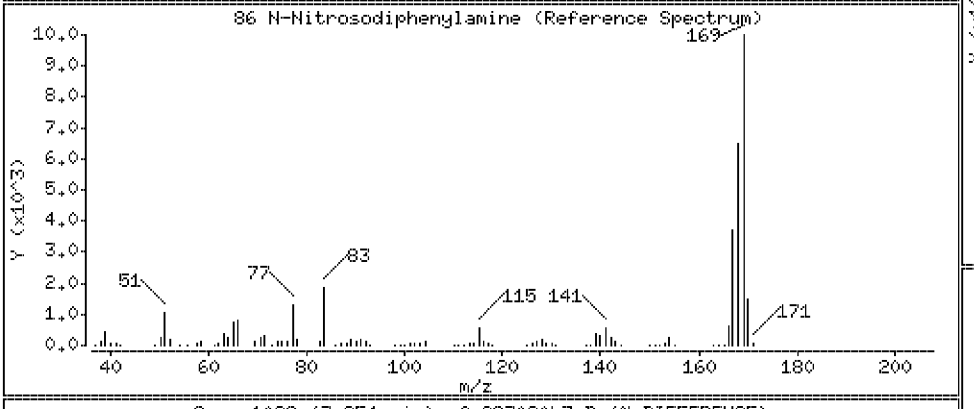

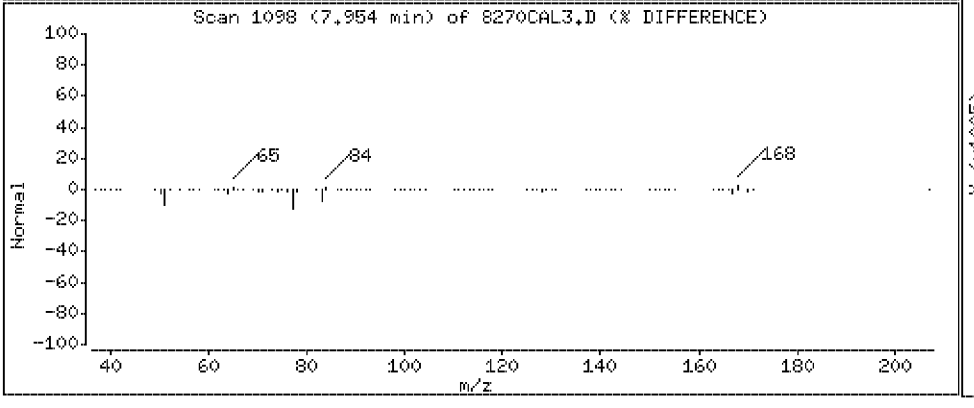

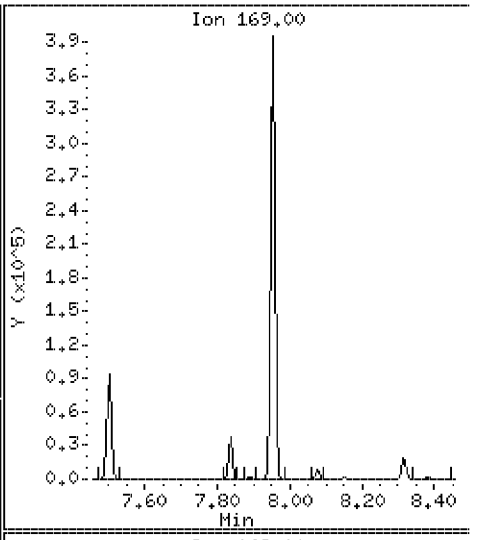

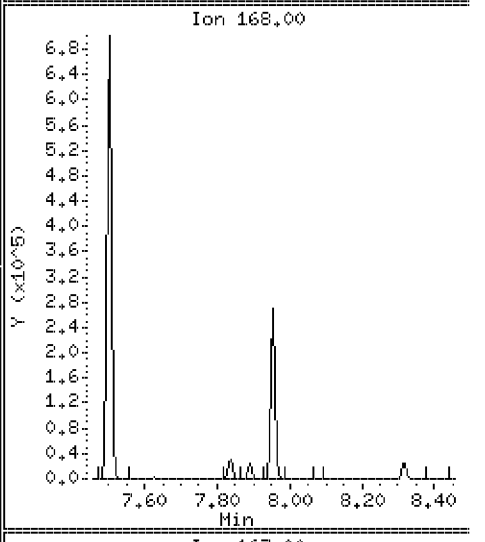

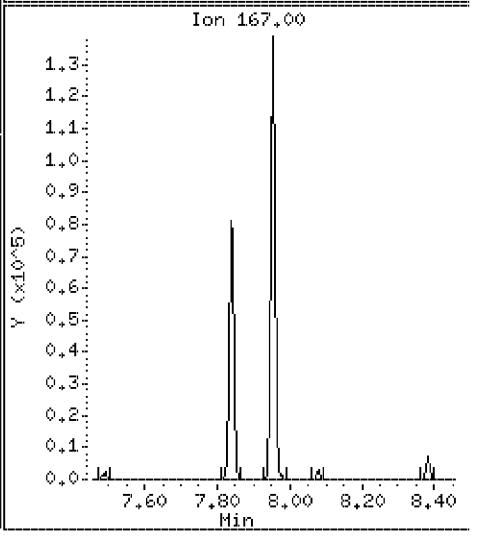

Data File: \\Svecd04\DD\chem\smsd03.i\S3042312.b\8270CAL3.D

Date : 23-APR-2012 11:58

Client ID: 8270CAL3

Instrument: smsd03.i

Sample Info: 45925

Purge Volume: 1000.0

Operator: PEL

Column phase: HPMS-5

Column diameter: 0.25

87 1,2-Diphenylhydrazine

Concentration: 20.4 ug/l

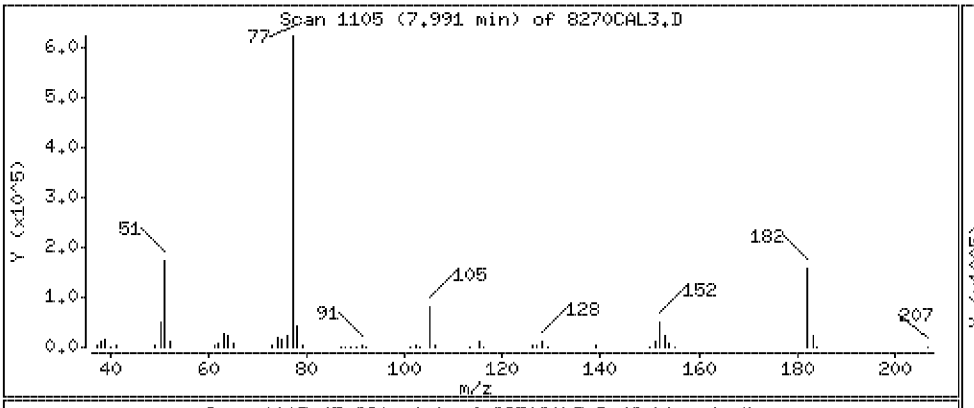

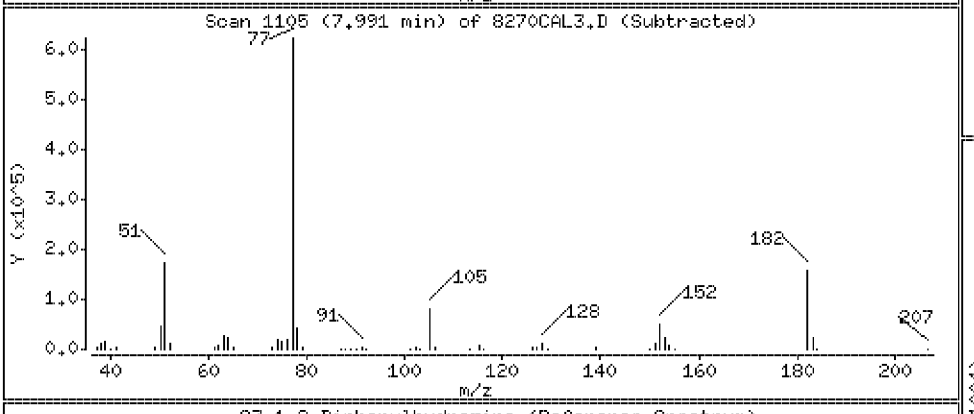

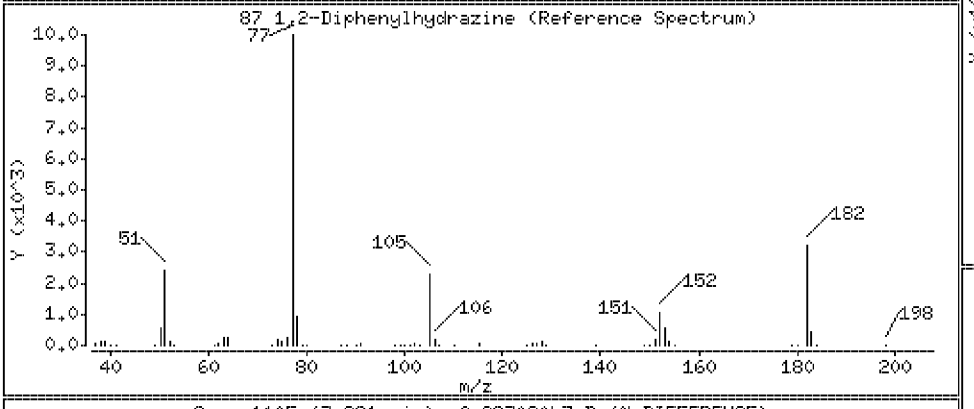

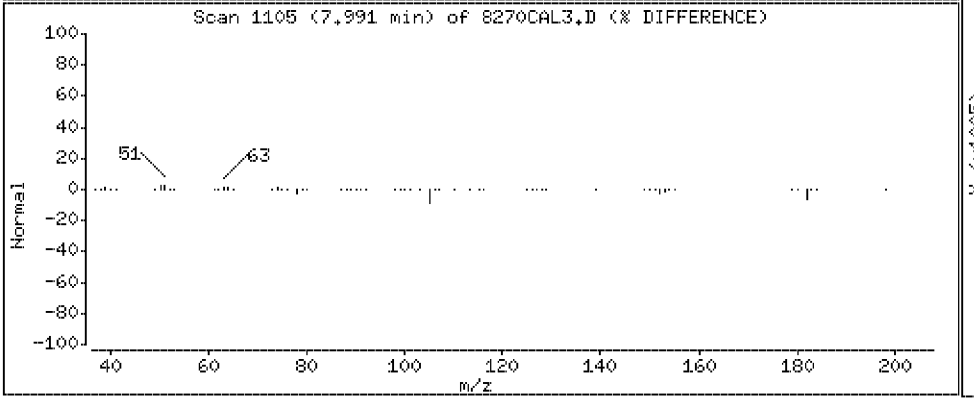

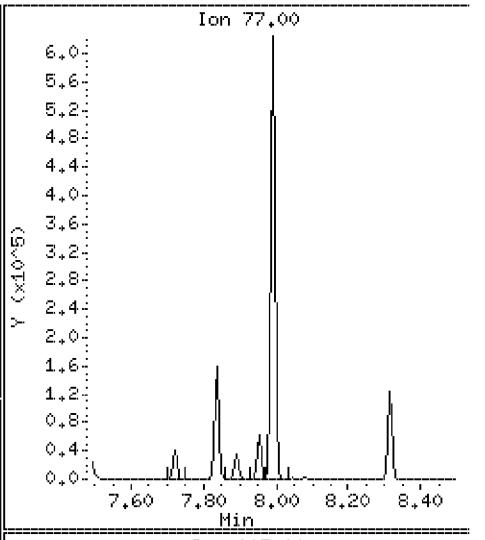

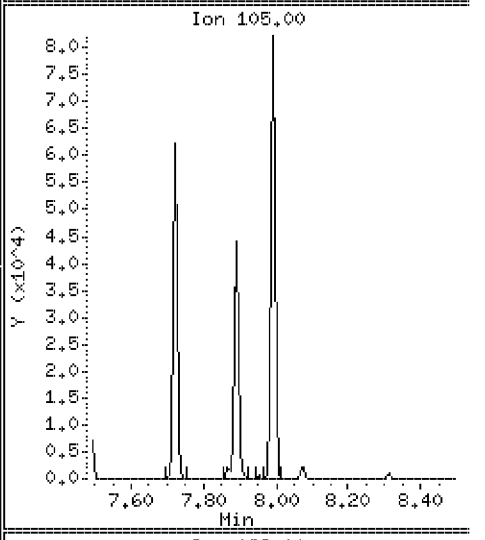

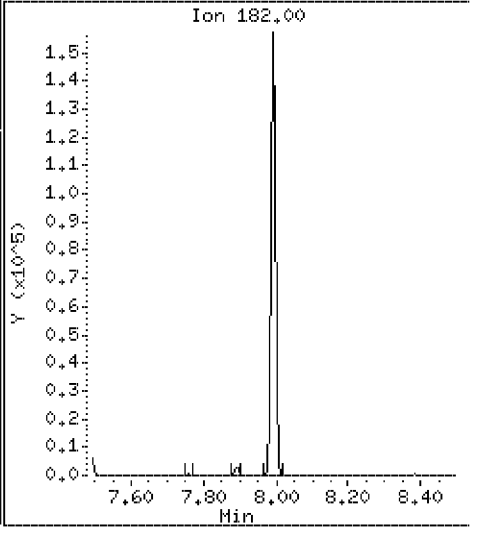

Data File: \\Svecd04\DD\chem\smsd03.i\S3042312.b\8270CAL3.D

Date : 23-APR-2012 11:58

Client ID: 8270CAL3

Instrument: smsd03.i

Sample Info: 45925

Purge Volume: 1000.0

Operator: PEL

Column phase: HPMS-5

Column diameter: 0.25

93 4-Bromophenylphenylether

Concentration: 19.3 ug/l

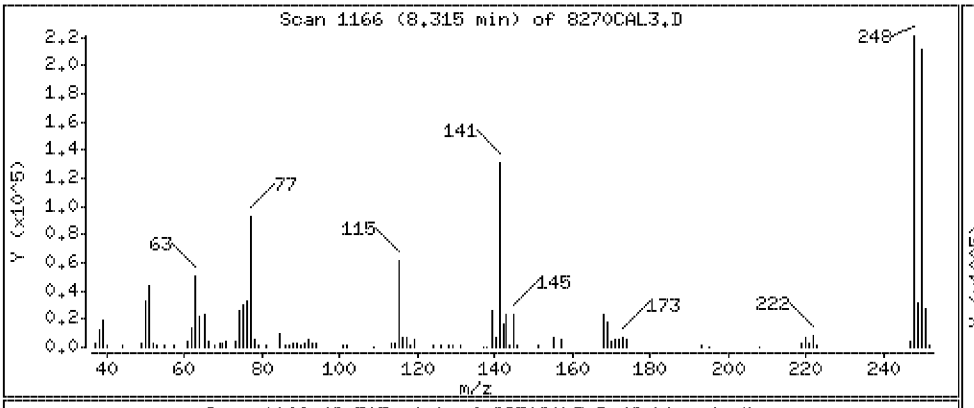

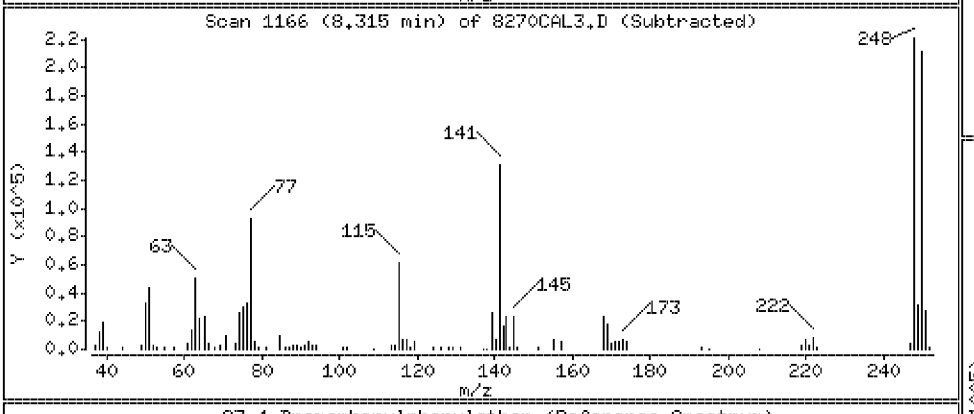

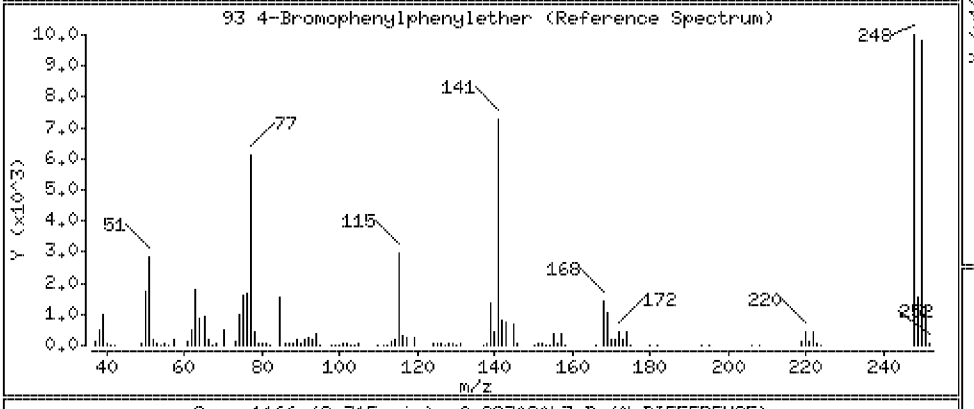

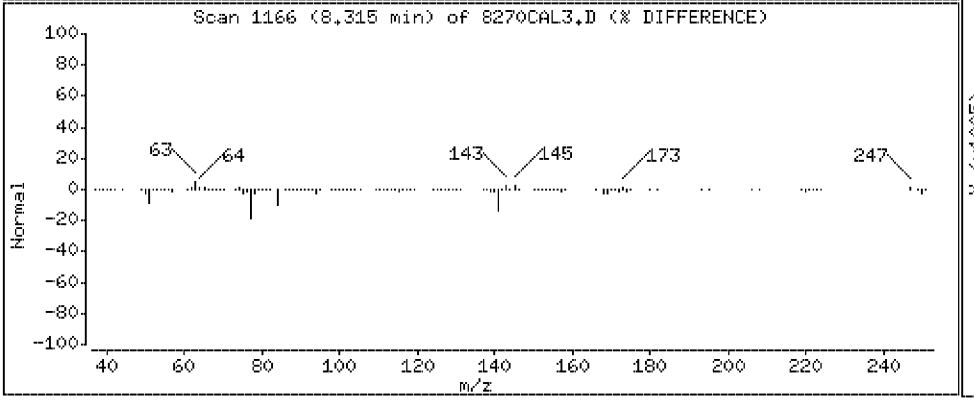

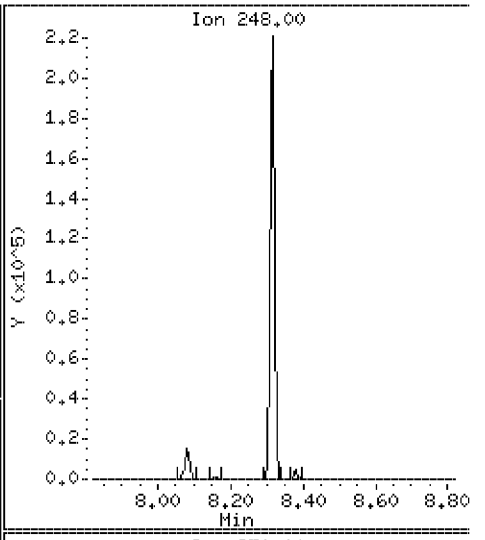

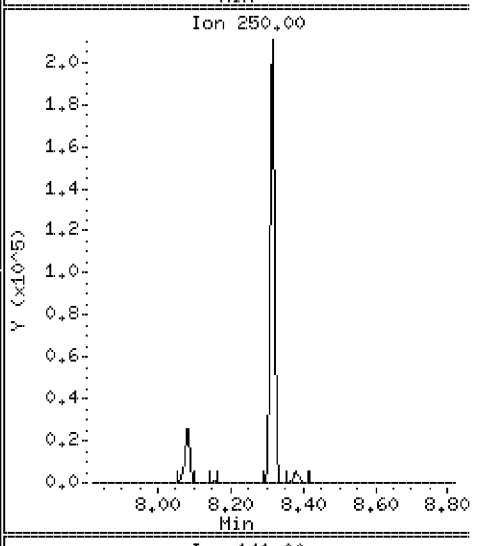

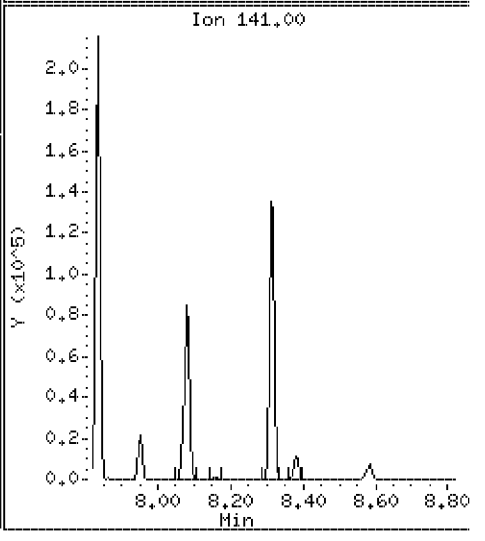

Data File: \\Svecd04\DD\chem\smsd03.i\S3042312.b\8270CAL3.D

Date : 23-APR-2012 11:58

Client ID: 8270CAL3

Instrument: smsd03.i

Sample Info: 45925

Purge Volume: 1000.0

Operator: PEL

Column phase: HPMS-5

Column diameter: 0.25

94 Hexachlorobenzene

Concentration: 18.8 ug/l

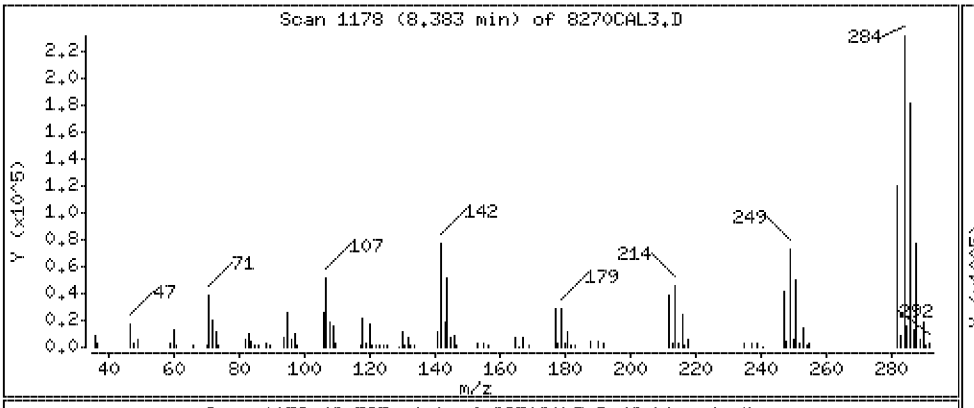

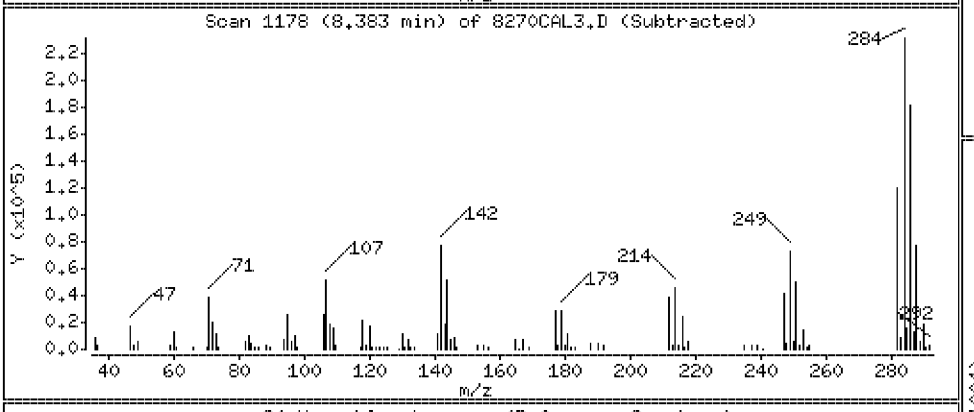

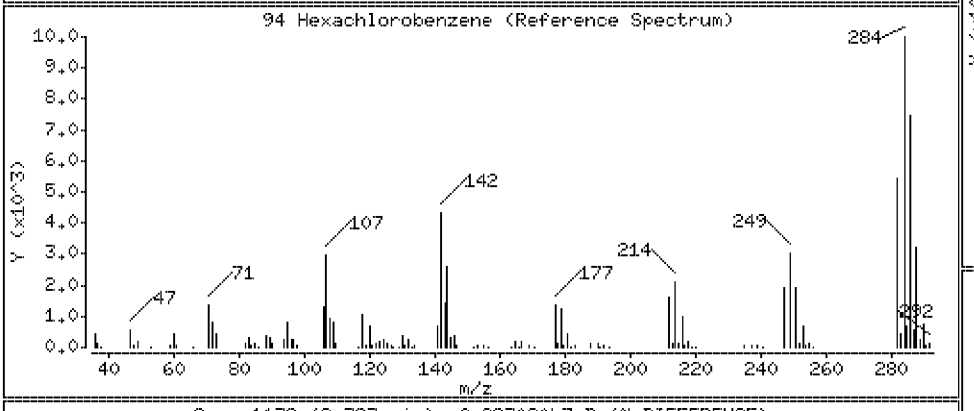

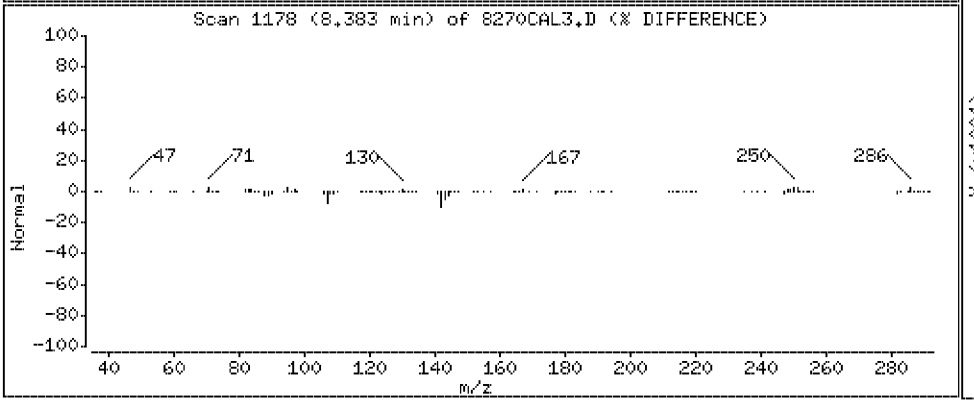

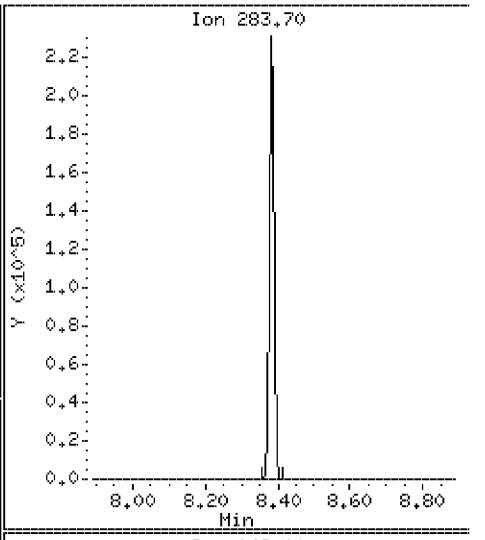

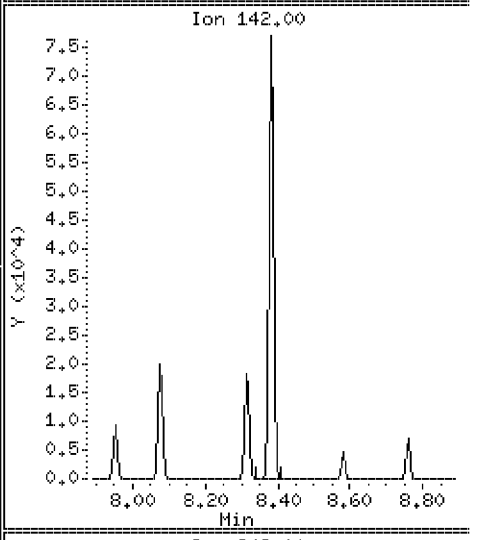

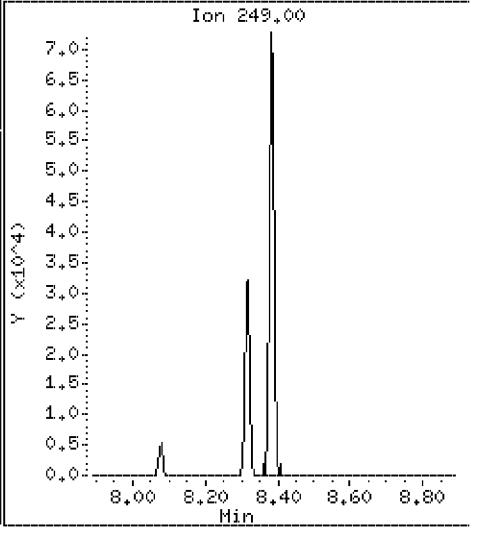

Data File: \\Svecd04\DD\chem\smsd03.i\S3042312.b\8270CAL3.D

Date : 23-APR-2012 11:58

Client ID: 8270CAL3 Instrument: smsd03.i

Sample Info: 45925

Purge Volume: 1000.0 Operator: PEL

Column phase: HPMS-5 Column diameter: 0.25

96 Pentachlorophenol Concentration: 18.5 ug/l

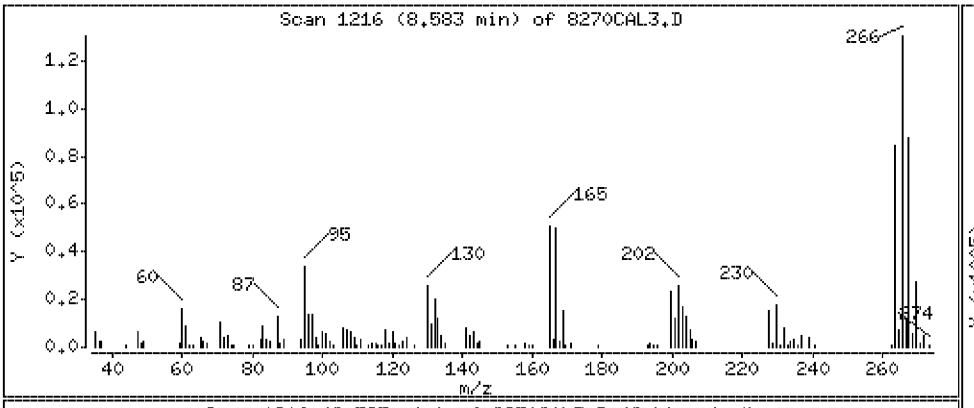

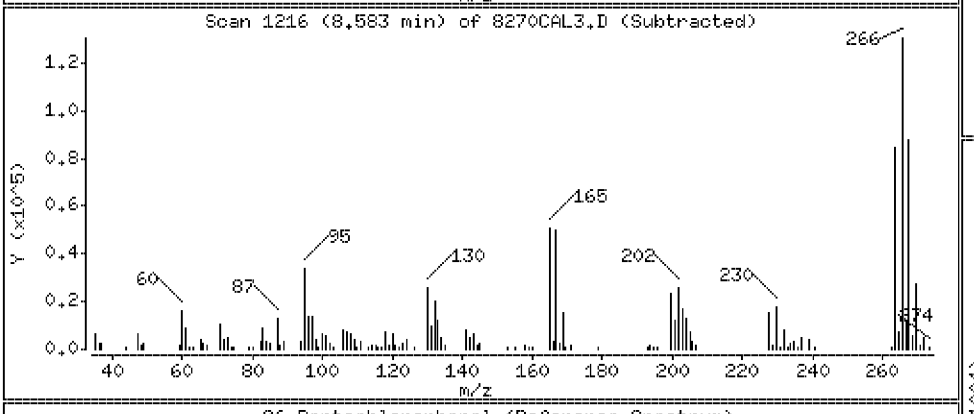

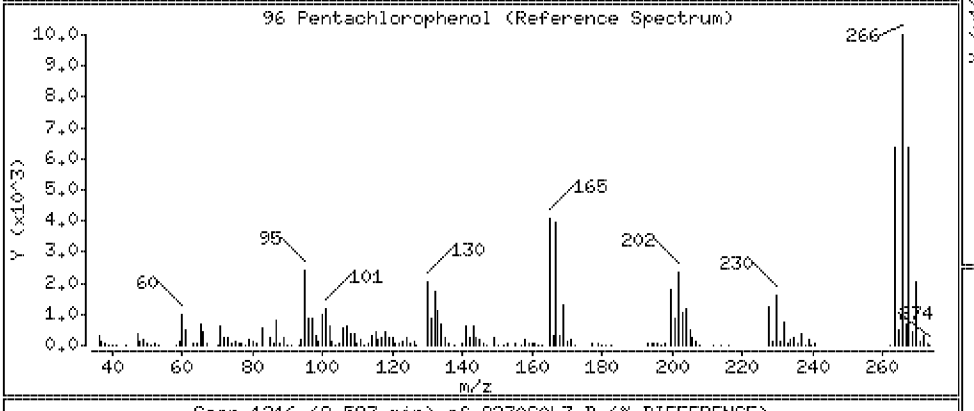

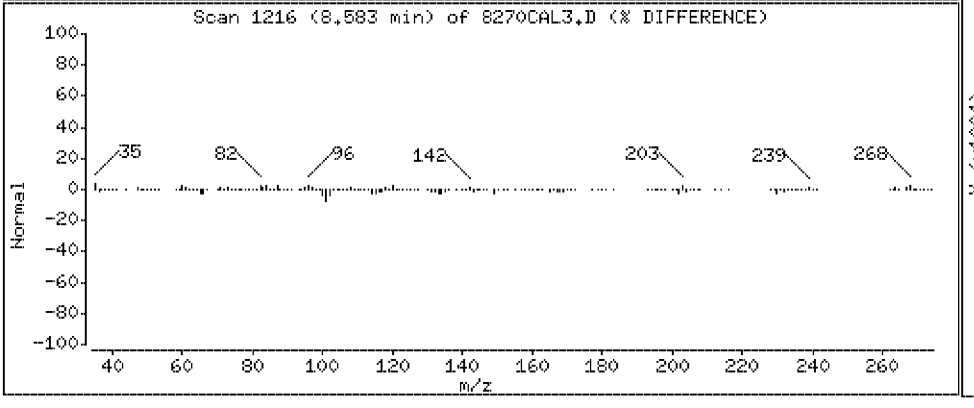

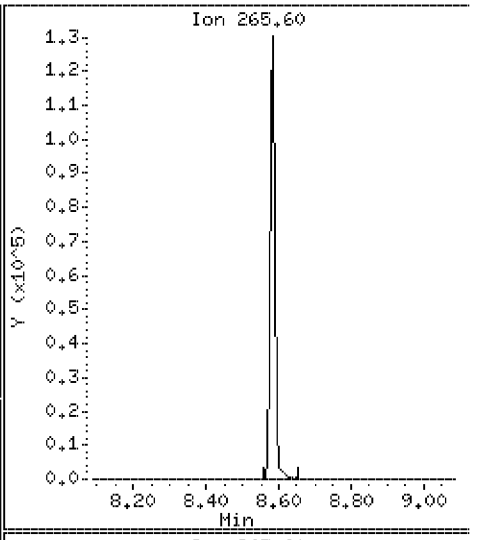

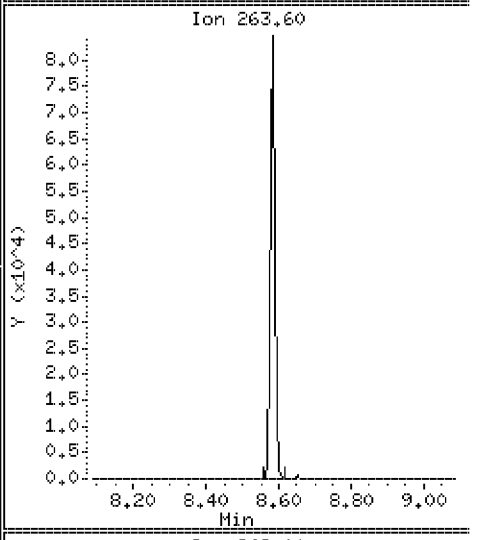

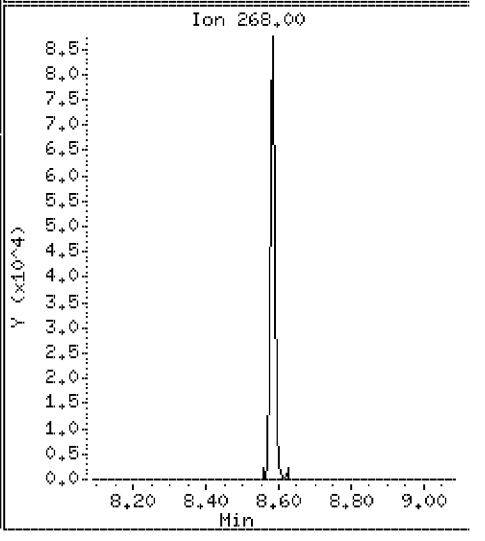

Data File: \\Svecd04\DD\chem\smsd03.i\S3042312.b\8270CAL3.D

Date : 23-APR-2012 11:58

Client ID: 8270CAL3 Instrument: smsd03.i

Sample Info: 45925

Purge Volume: 1000.0 Operator: PEL

Column phase: HPMS-5 Column diameter: 0.25

101 Phenanthrene Concentration: 19.8 ug/l

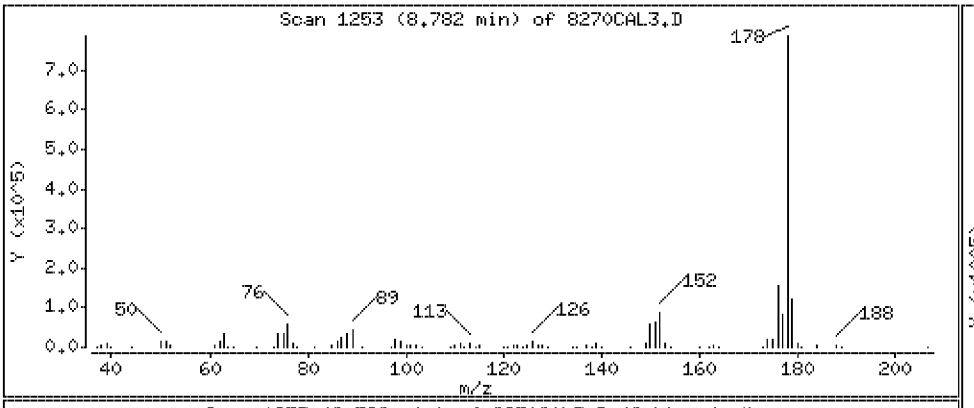

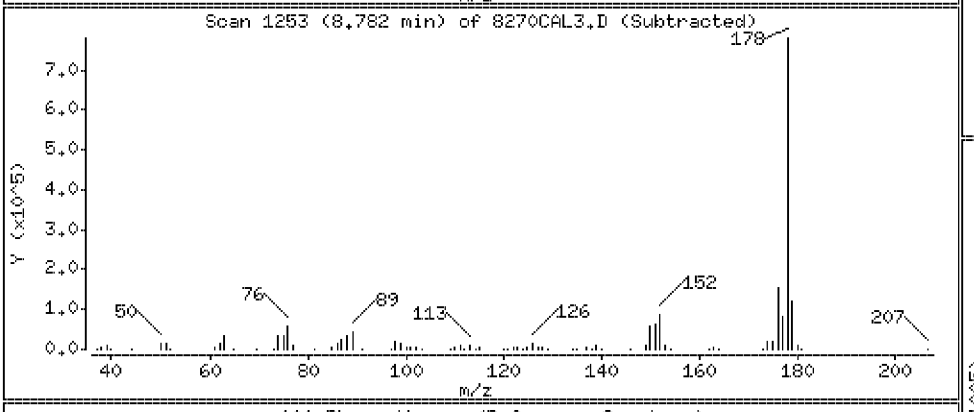

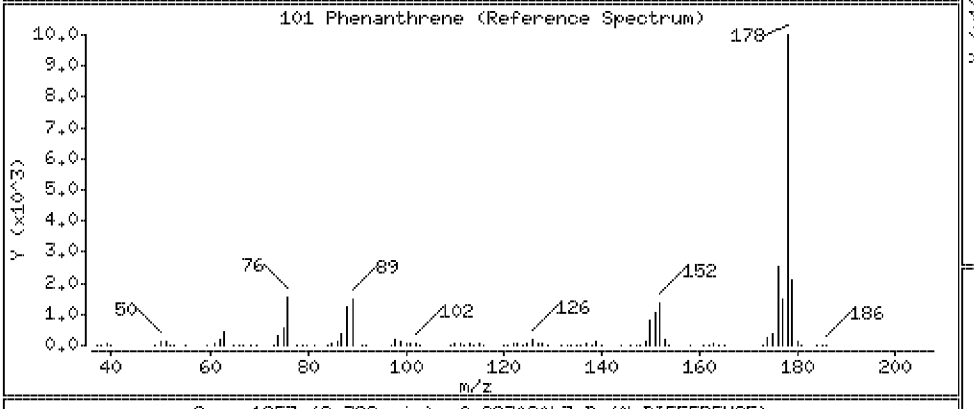

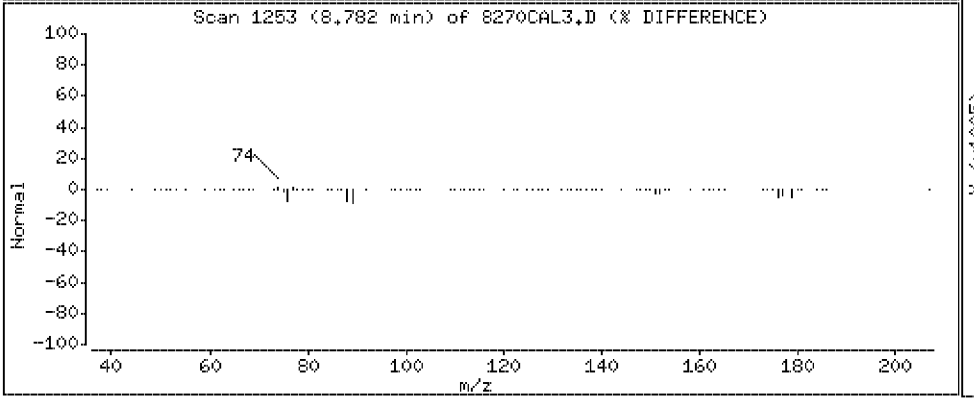

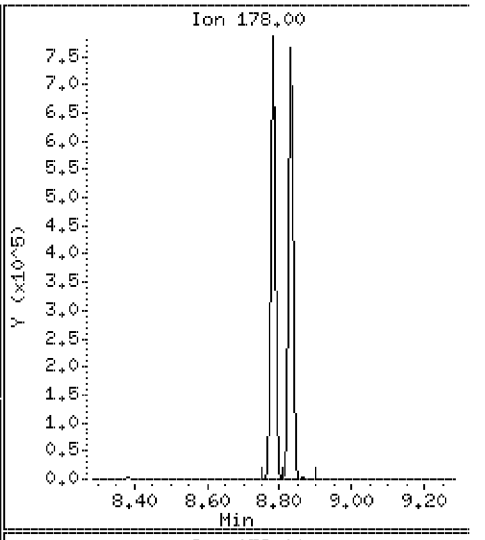

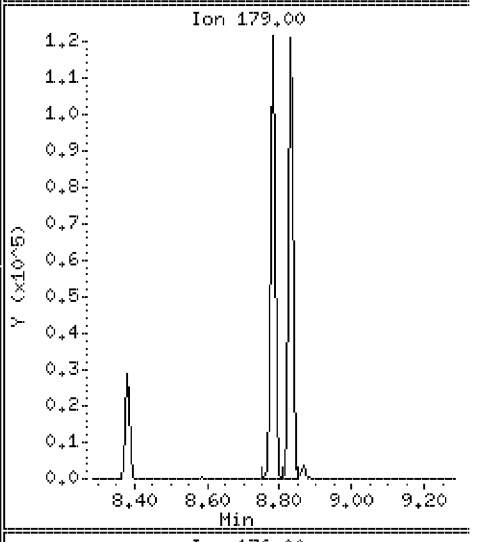

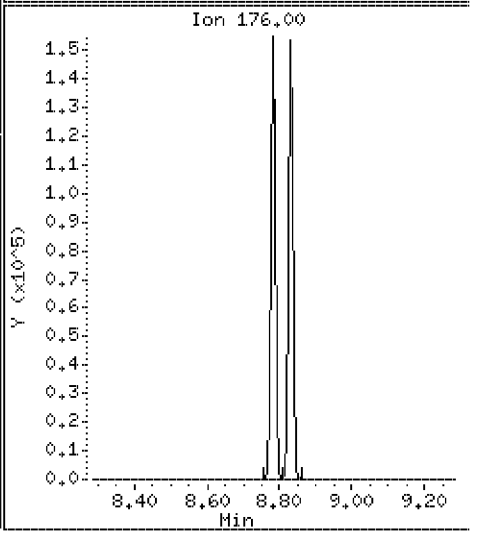

Data File: \\Svecd04\DD\chem\smsd03.i\S3042312.b\8270CAL3.D

Date : 23-APR-2012 11:58

Client ID: 8270CAL3

Instrument: smsd03.i

Sample Info: 45925

Purge Volume: 1000.0

Operator: PEL

Column phase: HPMS-5

Column diameter: 0.25

103 Anthracene

Concentration: 19.9 ug/l

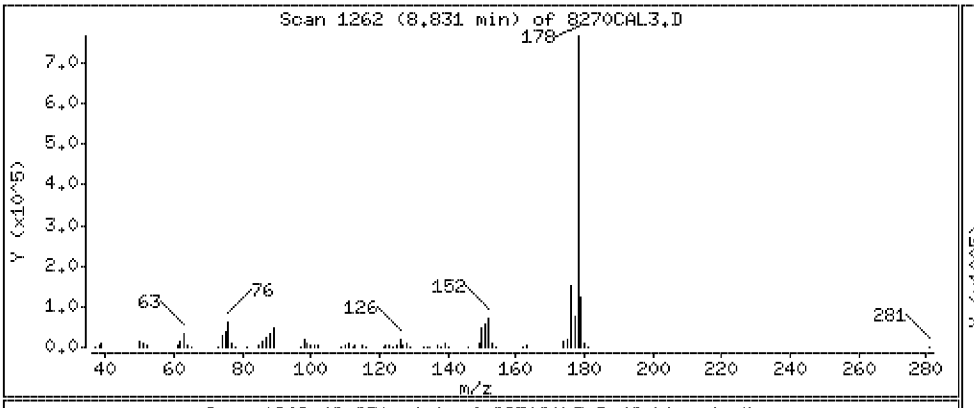

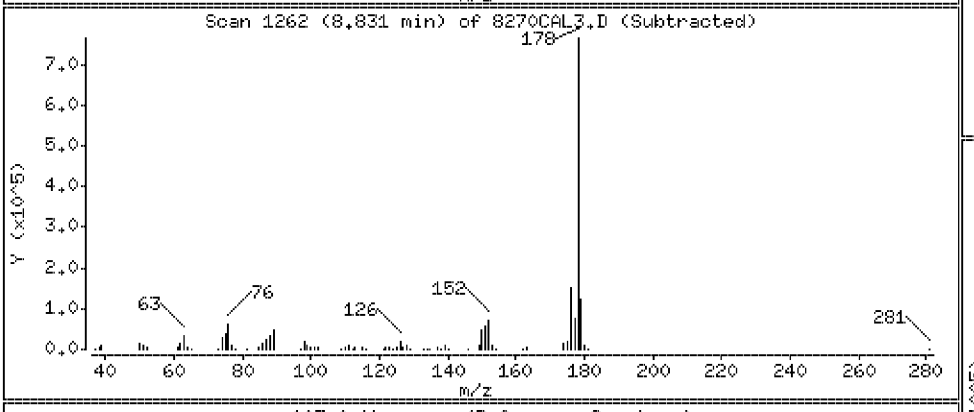

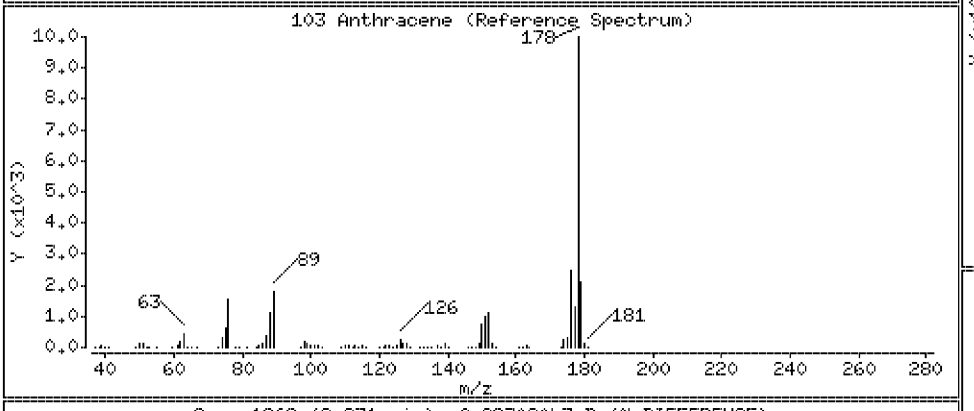

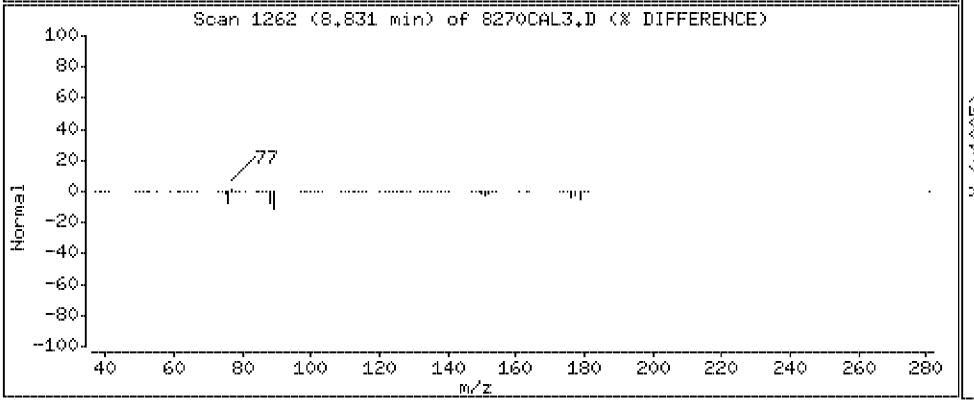

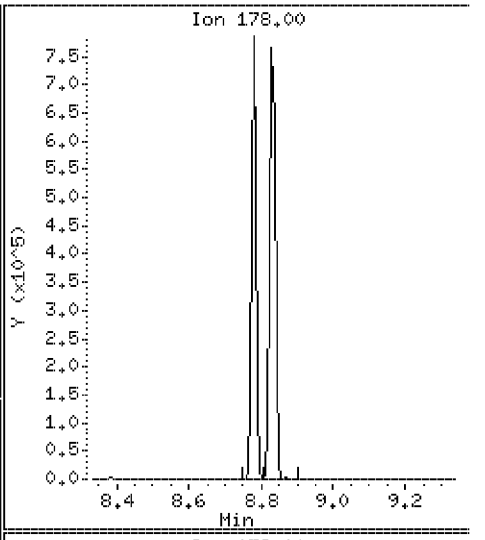

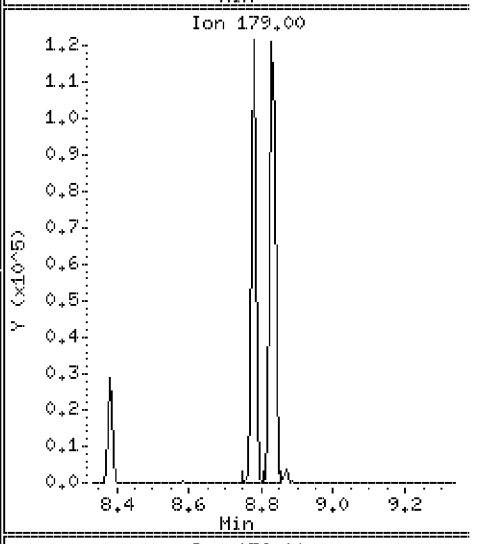

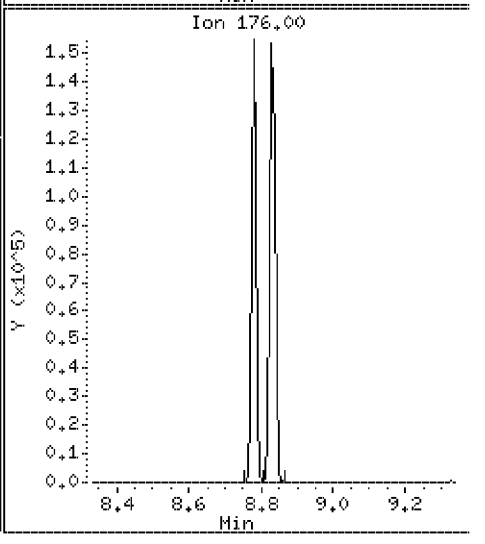

Data File: \\Svecd04\DD\chem\smsd03.i\S3042312.b\8270CAL3.D

Date : 23-APR-2012 11:58

Client ID: 8270CAL3

Instrument: smsd03.i

Sample Info: 45925

Purge Volume: 1000.0

Operator: PEL

Column phase: HPMS-5

Column diameter: 0.25

104 Carbazole

Concentration: 20.1 ug/l

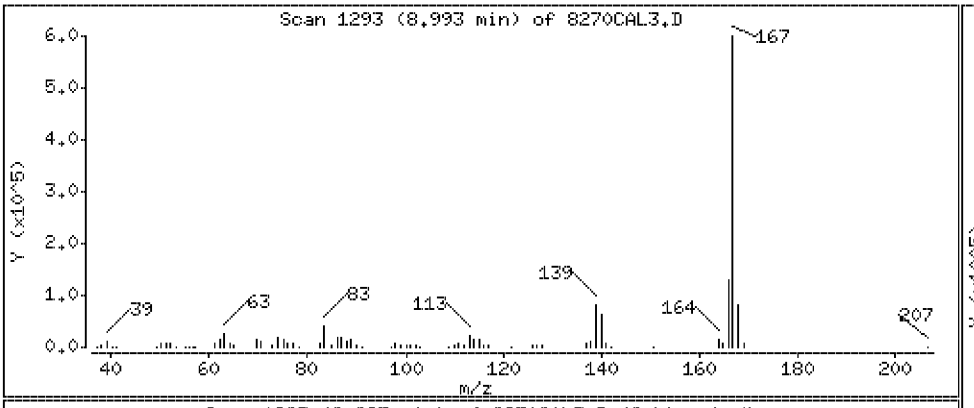

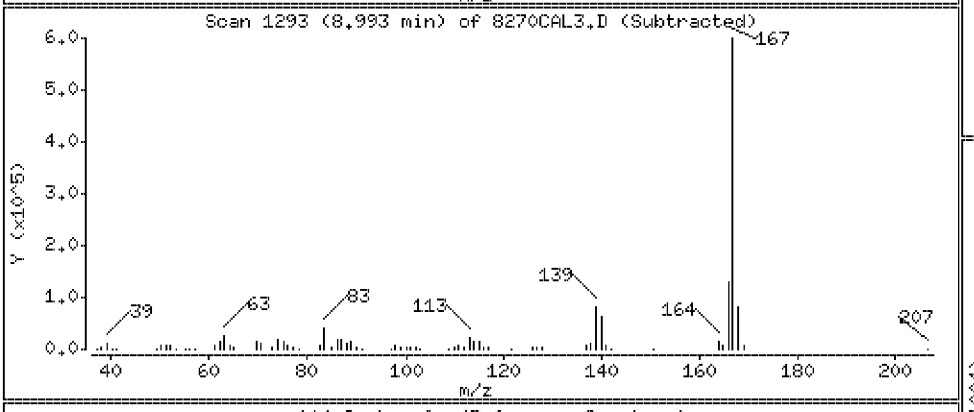

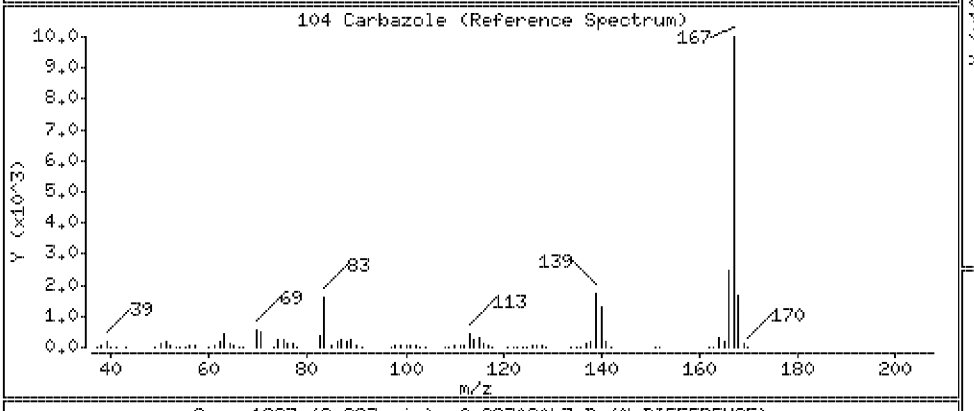

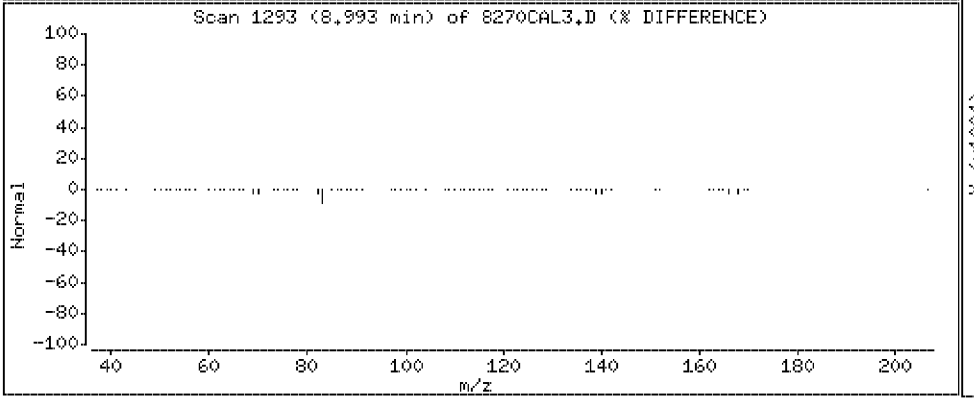

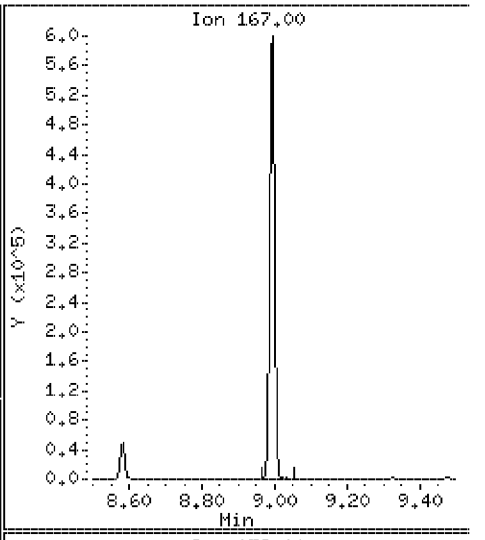

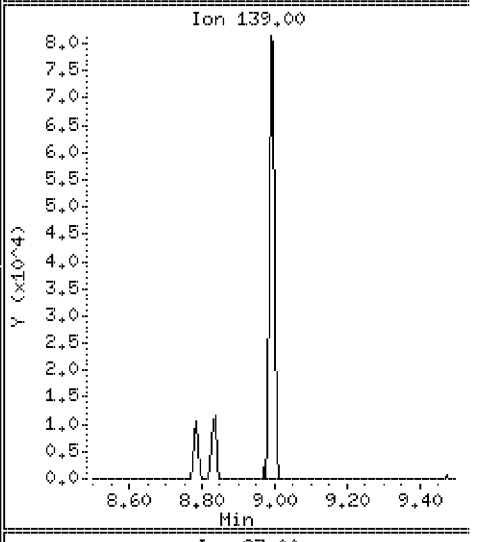

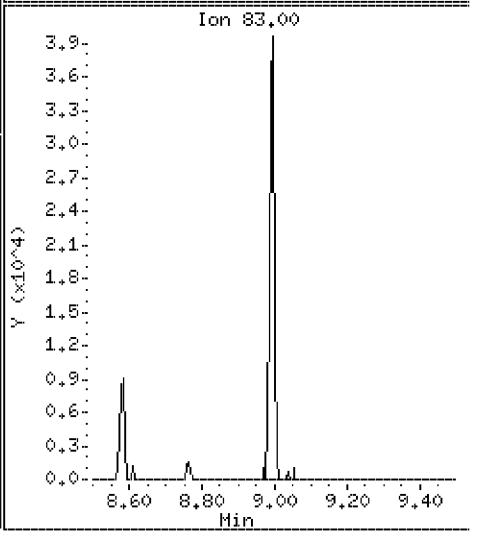

Data File: \\Svecd04\DD\chem\smsd03.i\S3042312.b\8270CAL3.D

Date : 23-APR-2012 11:58

Client ID: 8270CAL3

Instrument: smsd03.i

Sample Info: 45925

Purge Volume: 1000.0

Operator: PEL

Column phase: HPMS-5

Column diameter: 0.25

105 Di-n-butylphthalate

Concentration: 20.4 ug/l

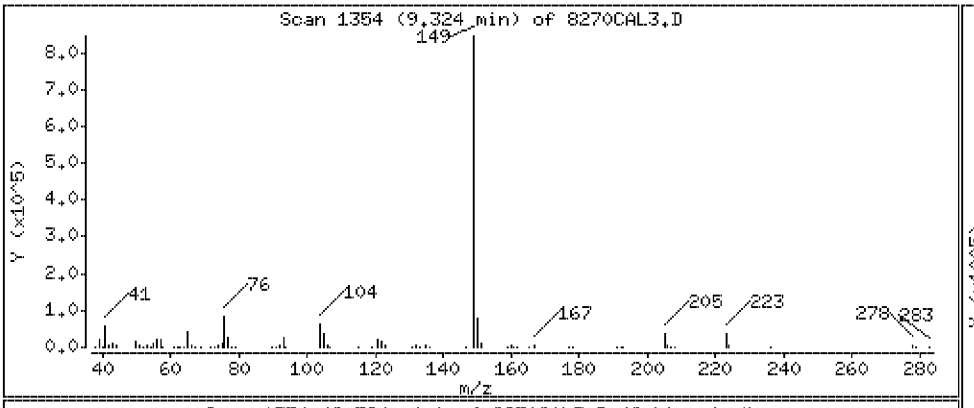

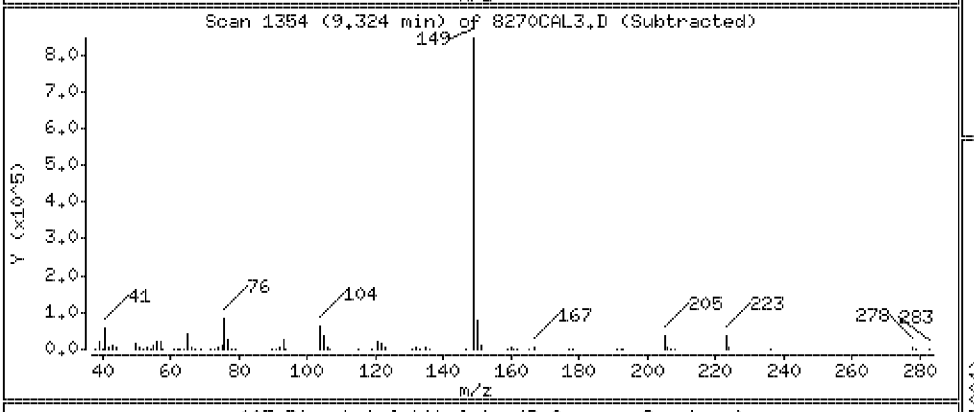

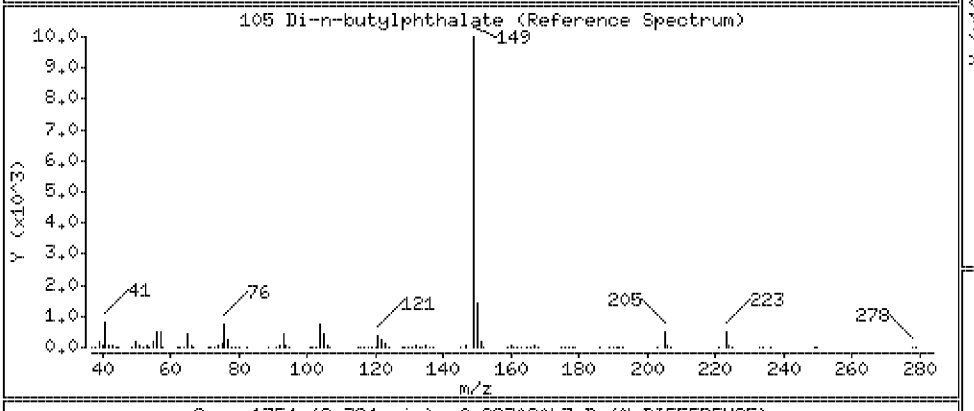

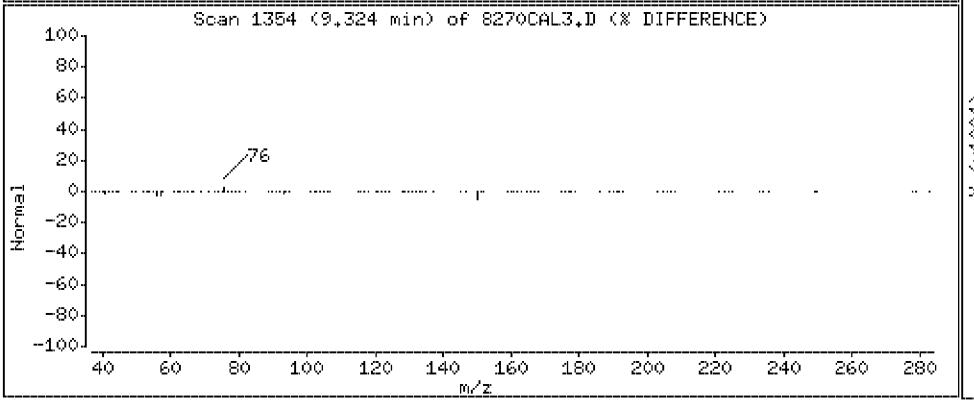

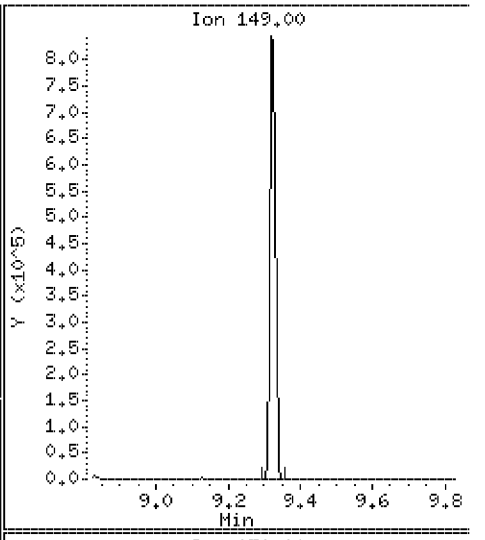

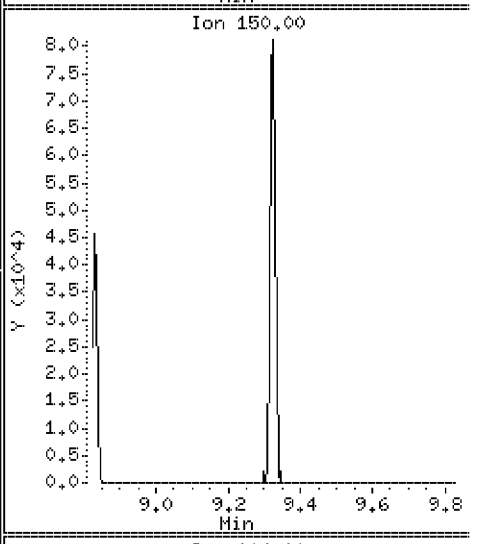

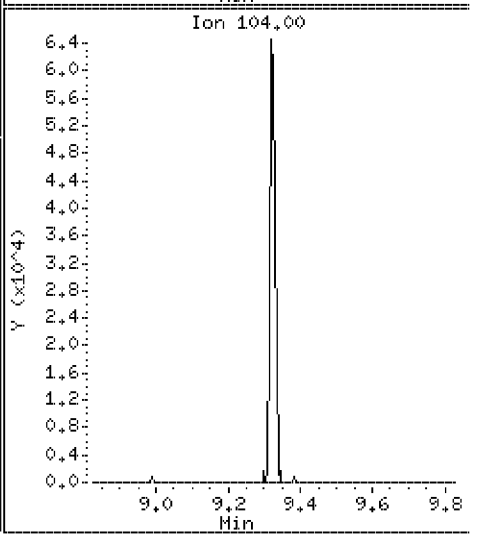

Data File: \\Svecd04\DD\chem\smsd03.i\S3042312.b\8270CAL3.D

Date : 23-APR-2012 11:58

Client ID: 8270CAL3

Instrument: smsd03.i

Sample Info: 45925

Purge Volume: 1000.0

Operator: PEL

Column phase: HPMS-5

Column diameter: 0.25

109 Fluoranthene

Concentration: 20.4 ug/l

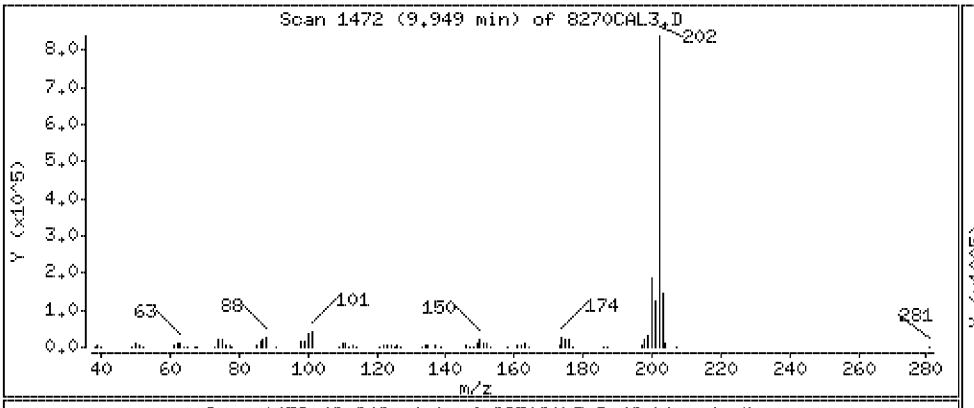

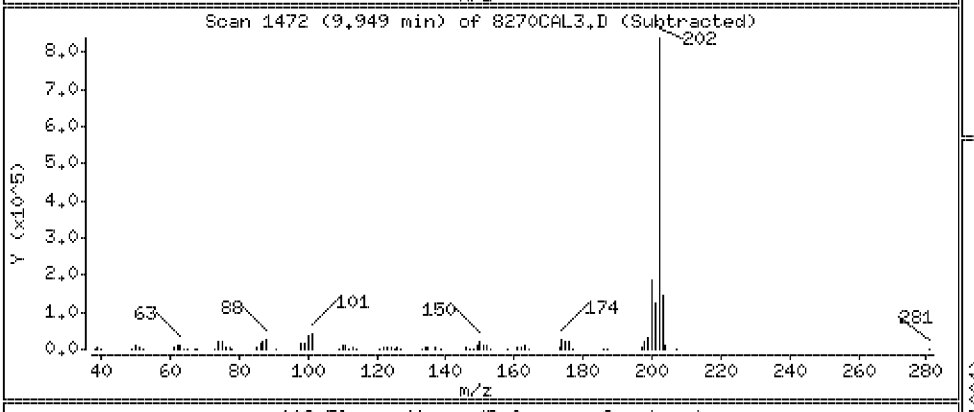

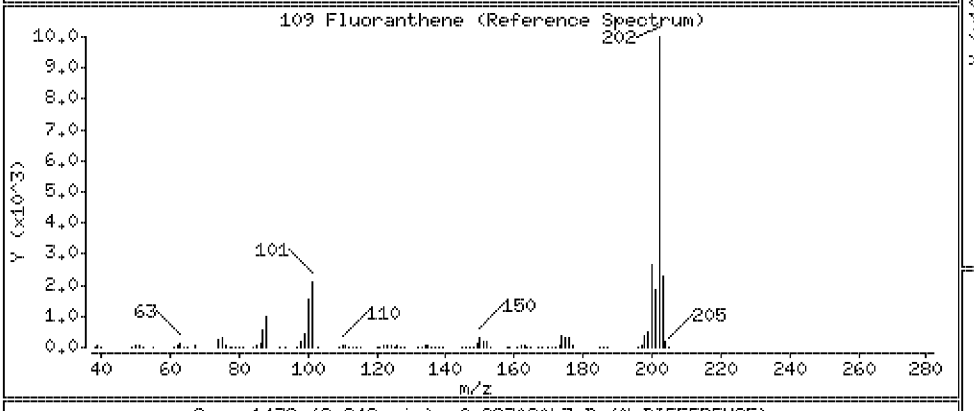

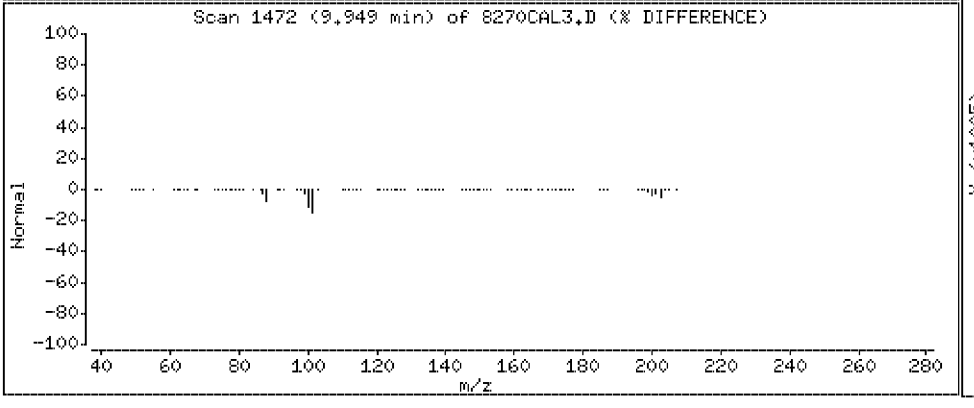

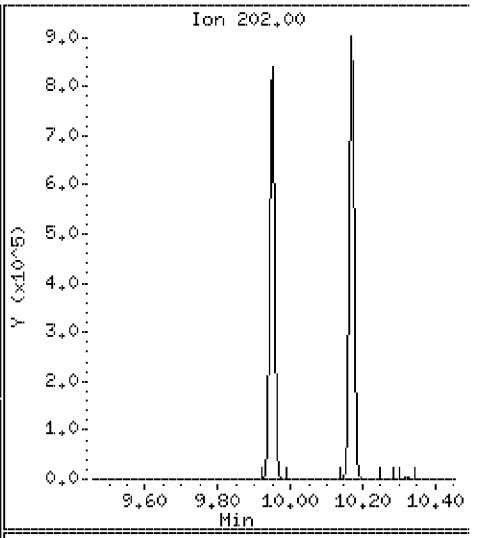

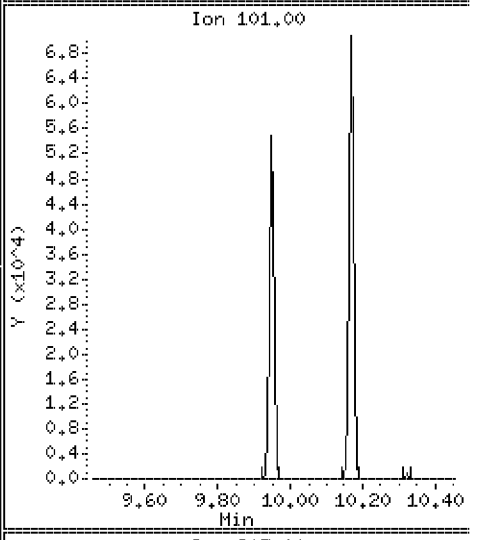

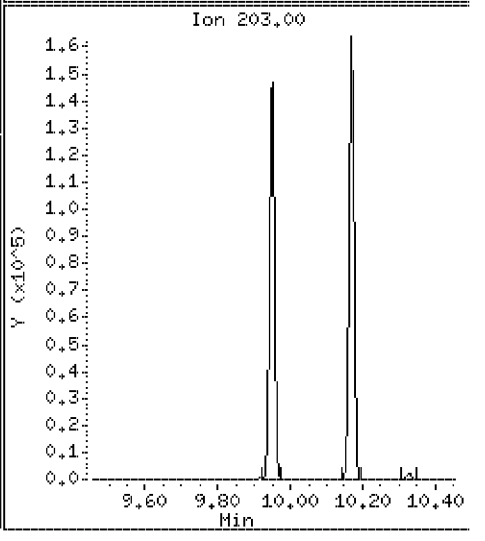

Data File: \\Svecd04\DD\chem\smsd03.i\S3042312.b\8270CAL3.D

Date : 23-APR-2012 11:58

Client ID: 8270CAL3

Instrument: smsd03.i

Sample Info: 45925

Purge Volume: 1000.0

Operator: PEL

Column phase: HPMS-5

Column diameter: 0.25

111 Pyrene

Concentration: 22.1 ug/l

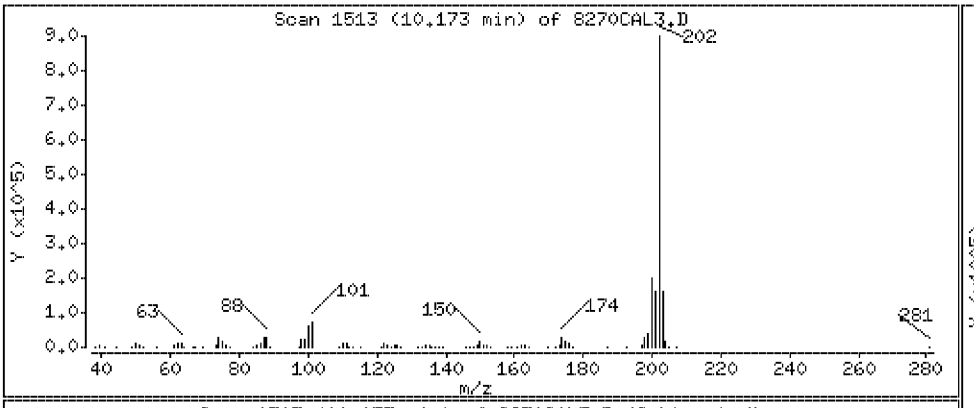

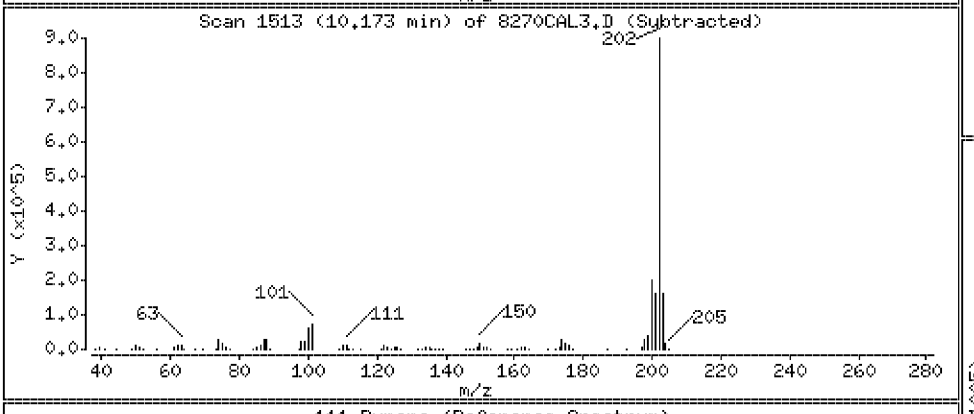

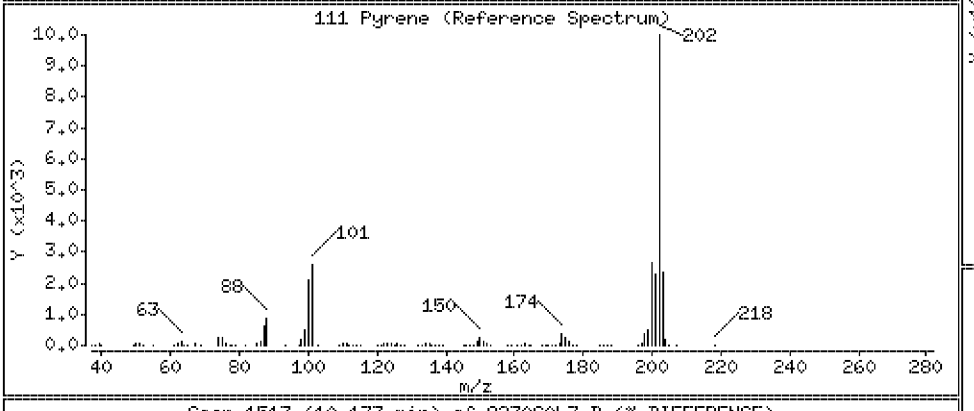

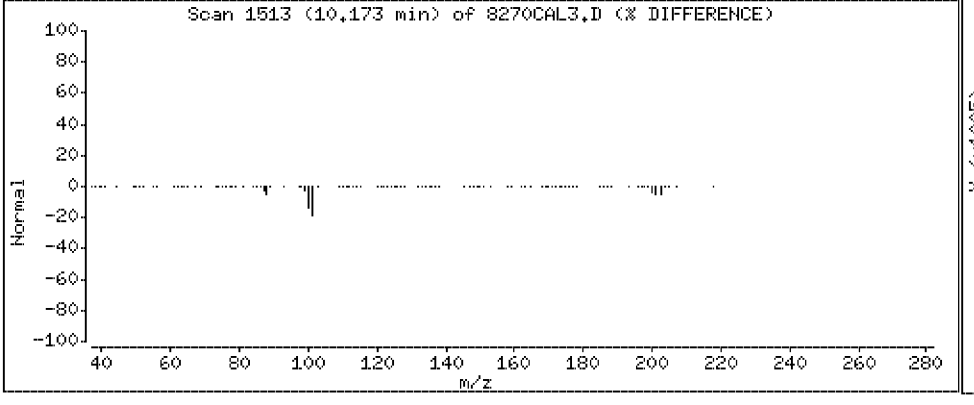

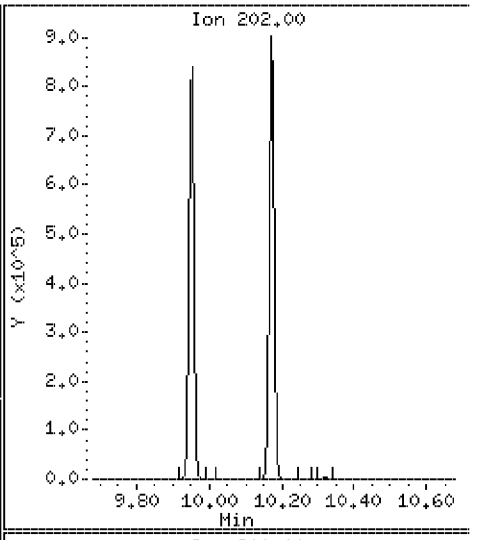

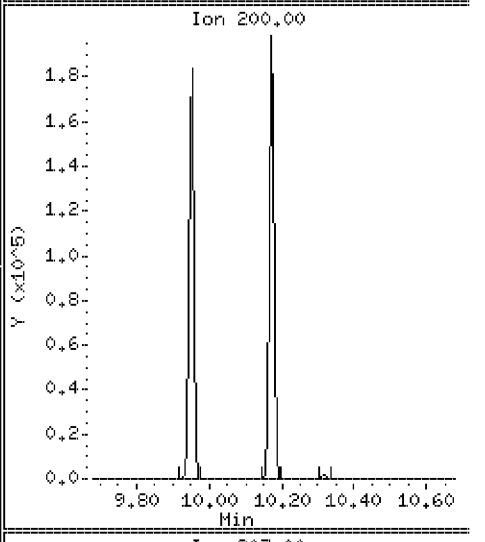

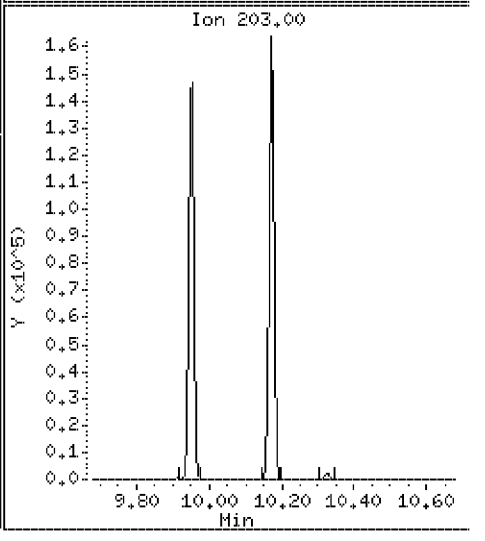

Data File: \\Svecd04\DD\chem\smsd03.i\S3042312.b\8270CAL3.D

Date : 23-APR-2012 11:58

Client ID: 8270CAL3 Instrument: smsd03.i

Sample Info: 45925

Purge Volume: 1000.0 Operator: PEL

Column phase: HPMS-5 Column diameter: 0.25

118 Butylbenzylphthalate Concentration: 20.6 ug/l

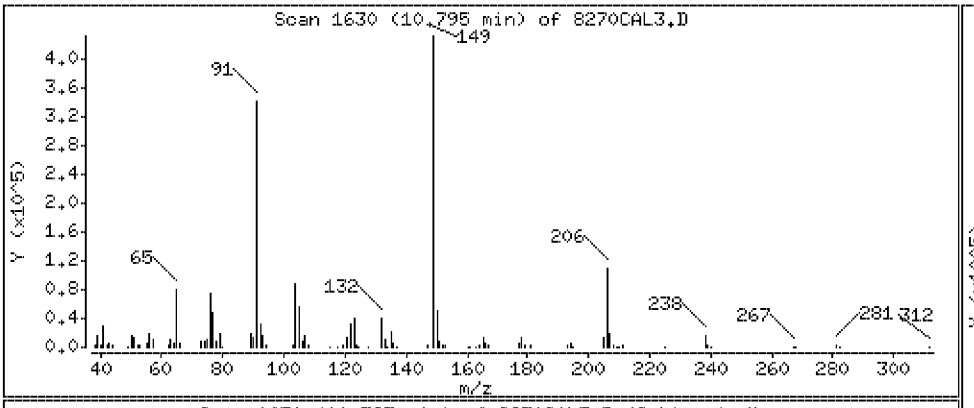

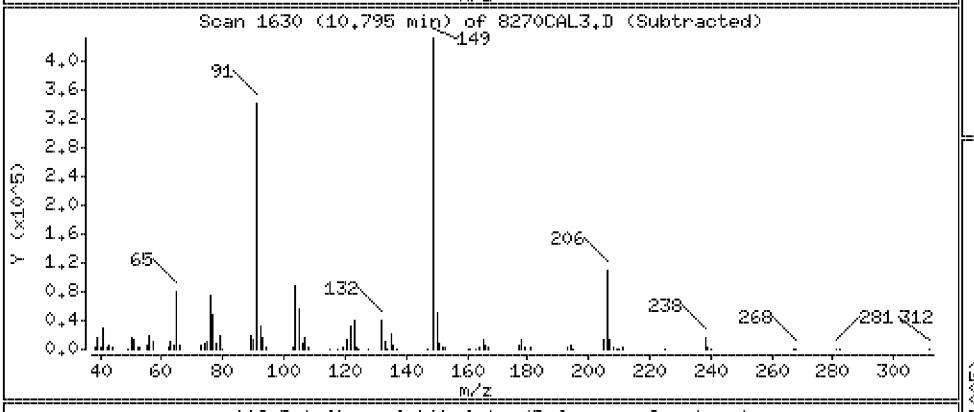

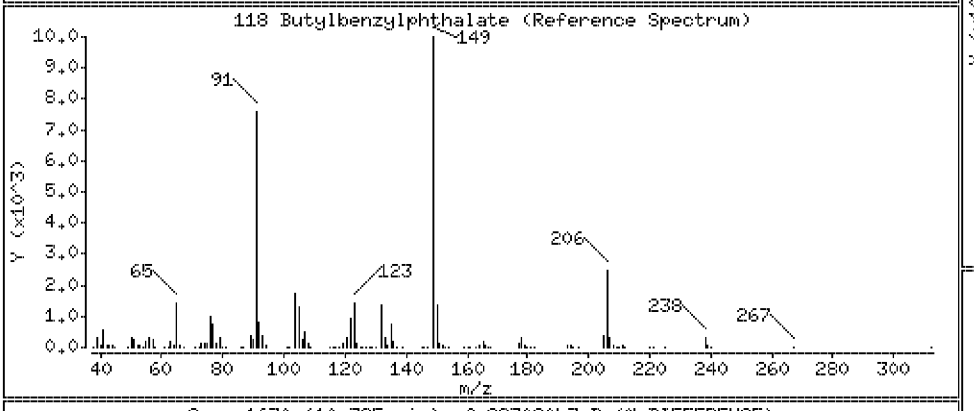

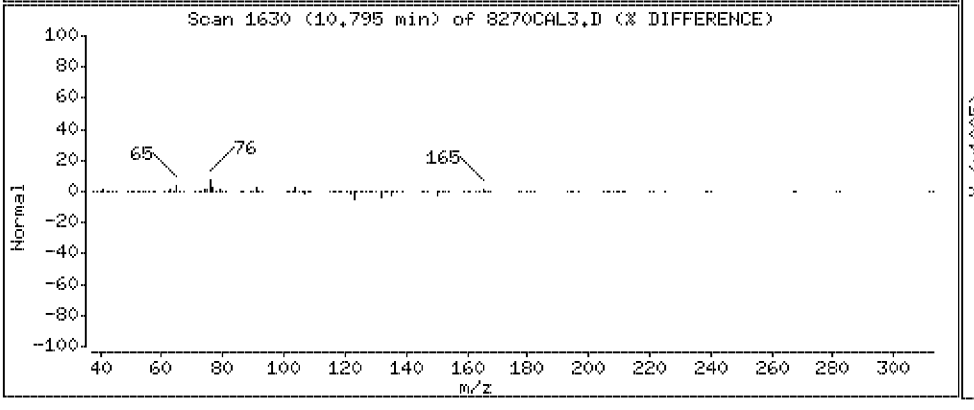

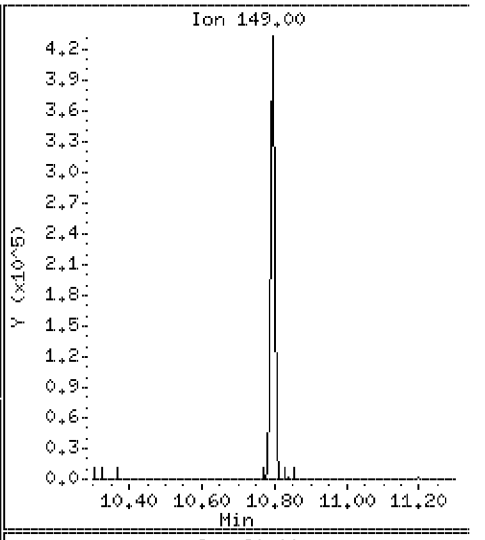

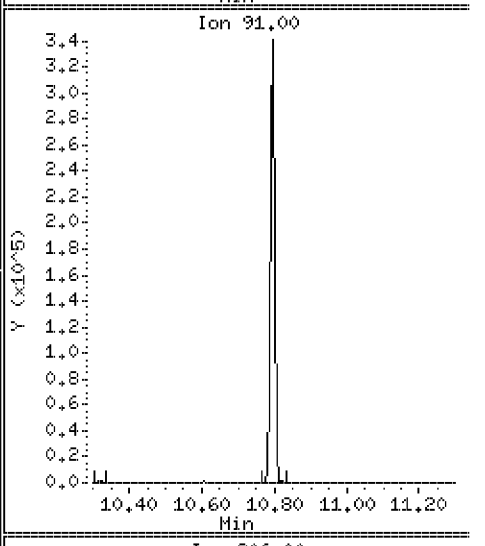

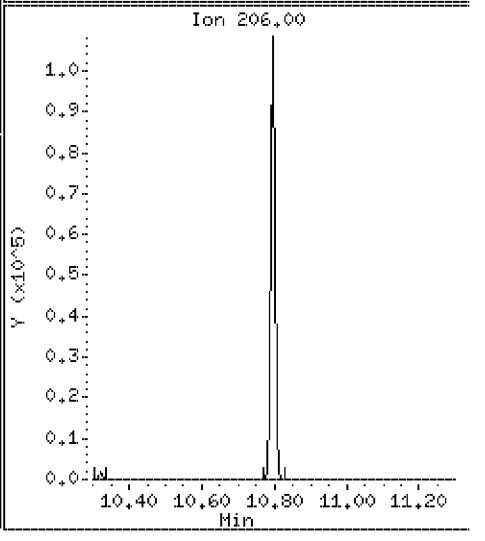

Data File: \\Svecd04\DD\chem\smsd03.i\S3042312.b\8270CAL3.D

Date : 23-APR-2012 11:58

Client ID: 8270CAL3 Instrument: smsd03.i

Sample Info: 45925

Purge Volume: 1000.0 Operator: PEL

Column phase: HPMS-5 Column diameter: 0.25

120 Benzo[a]anthracene Concentration: 21.2 ug/l

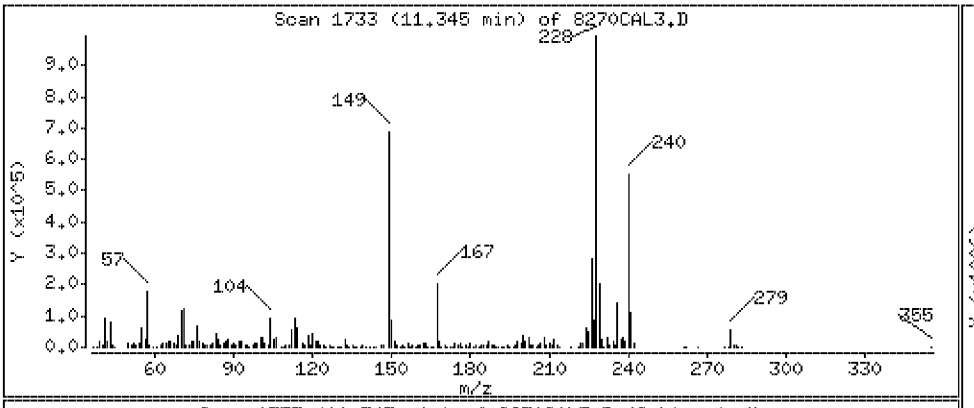

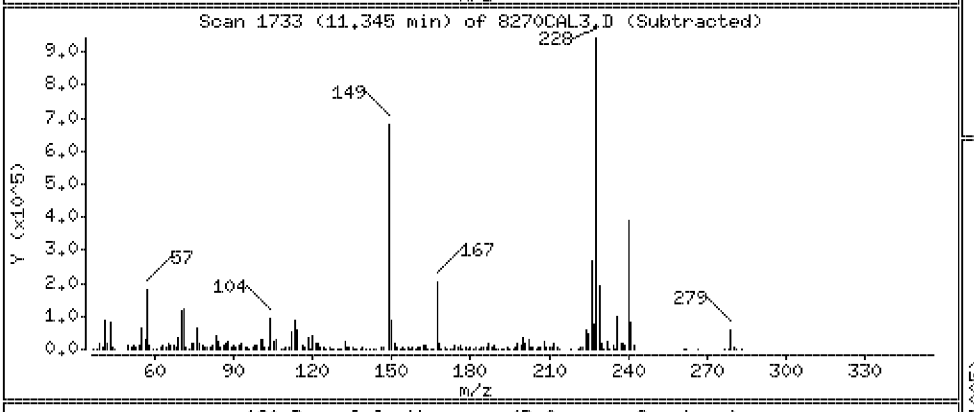

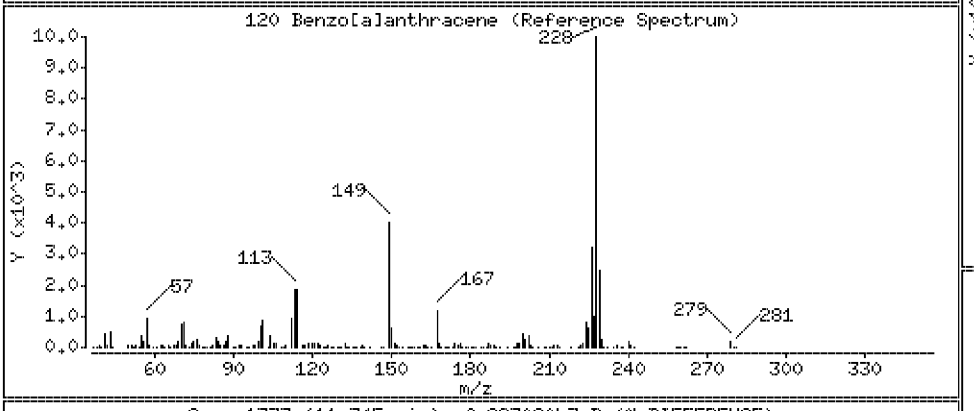

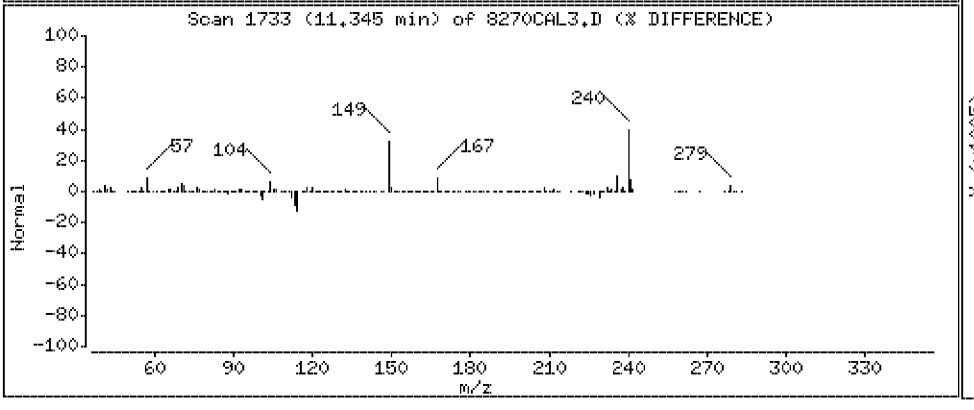

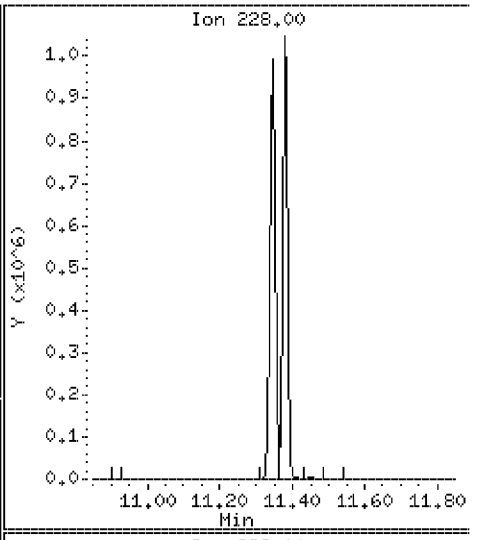

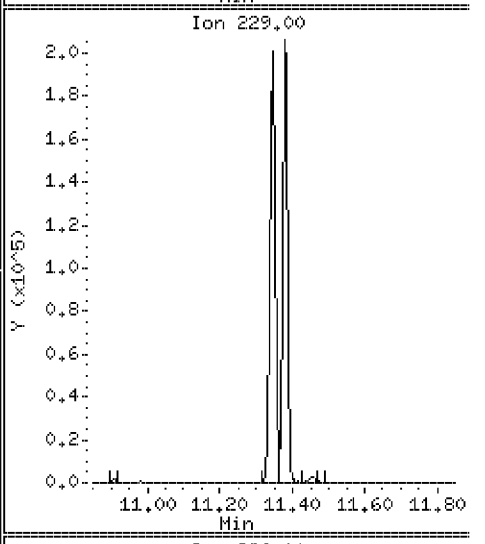

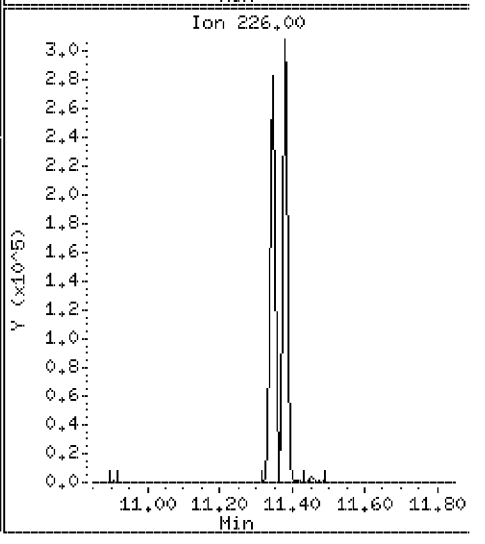

Data File: \\Svecd04\DD\chem\smsd03.i\S3042312.b\8270CAL3.D

Date : 23-APR-2012 11:58

Client ID: 8270CAL3 Instrument: smsd03.i

Sample Info: 45925

Purge Volume: 1000.0 Operator: PEL

Column phase: HPMS-5 Column diameter: 0.25

123 Chrysene Concentration: 22.2 ug/l

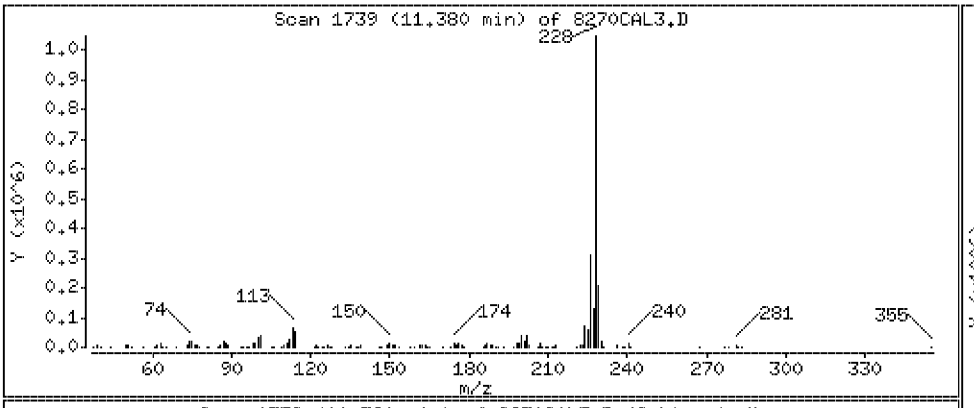

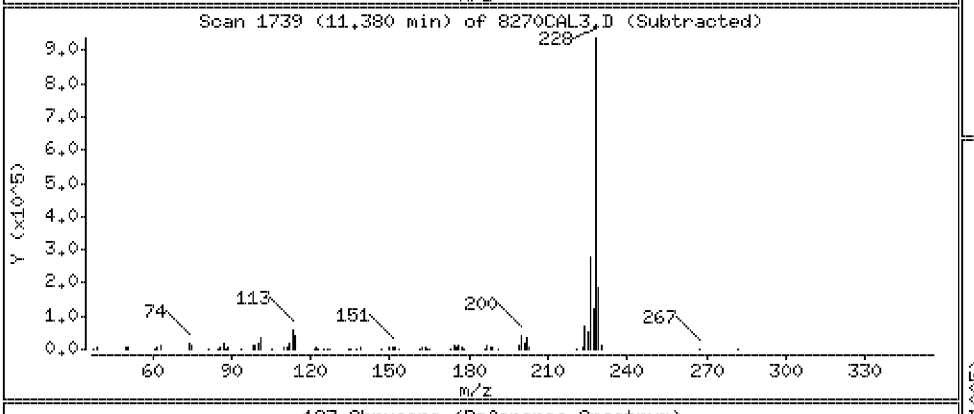

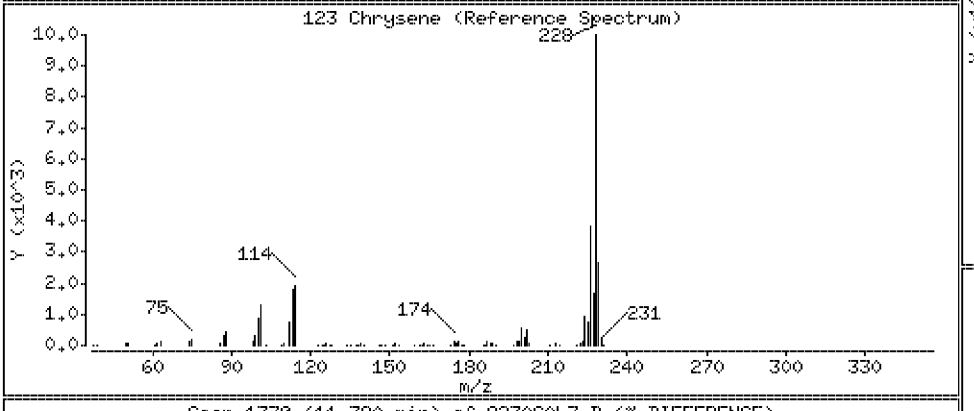

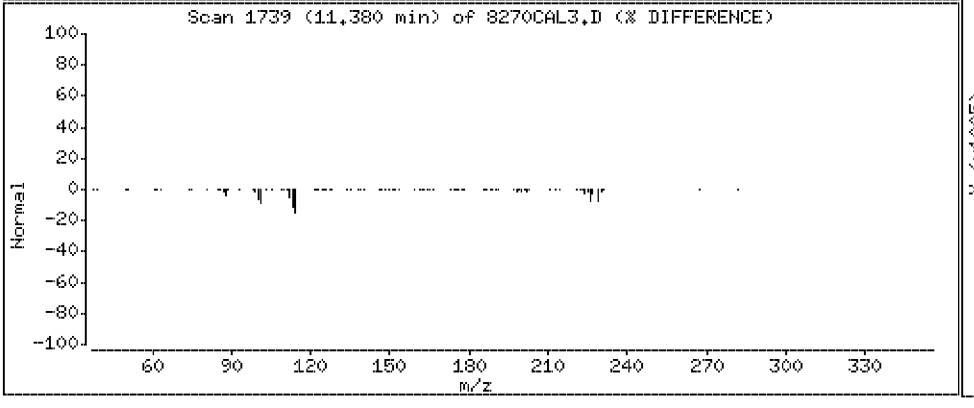

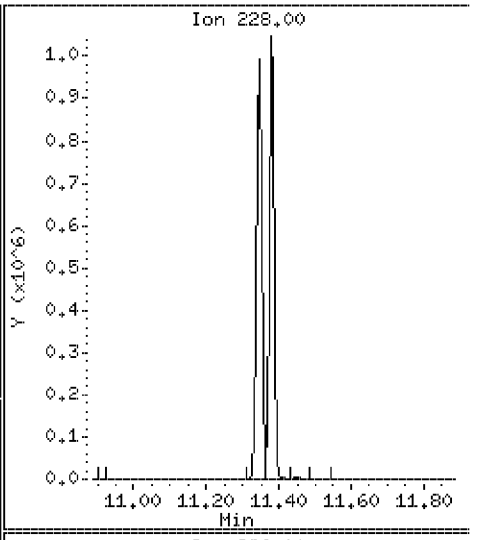

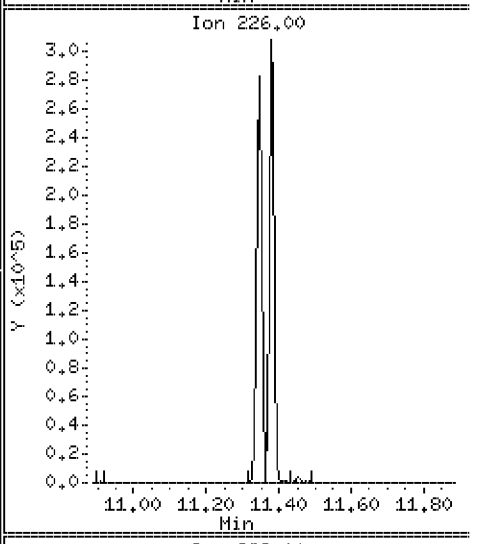

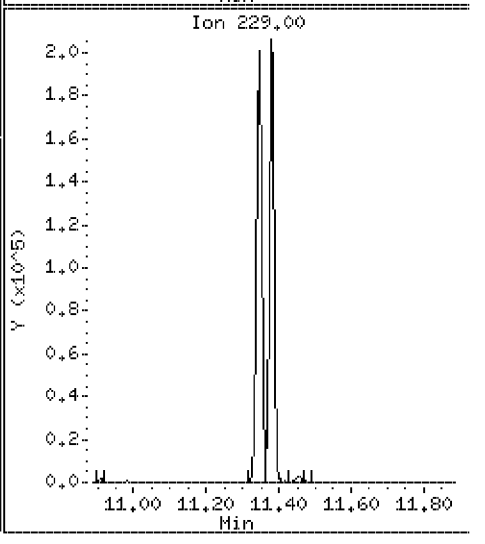

Data File: \\Svecd04\DD\chem\smsd03.i\S3042312.b\8270CAL3.D

Date : 23-APR-2012 11:58

Client ID: 8270CAL3 Instrument: smsd03.i

Sample Info: 45925

Purge Volume: 1000.0 Operator: PEL

Column phase: HPMS-5 Column diameter: 0.25

124 Bis-2-Ethylhexylphthalate Concentration: 20.5 ug/l

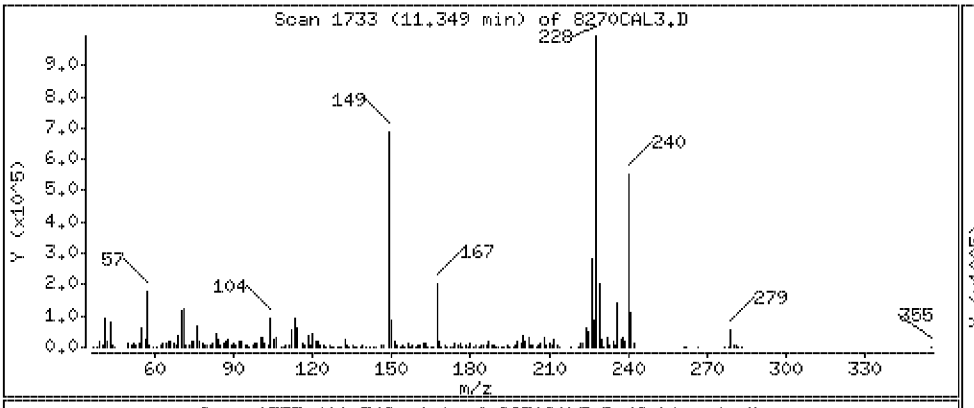

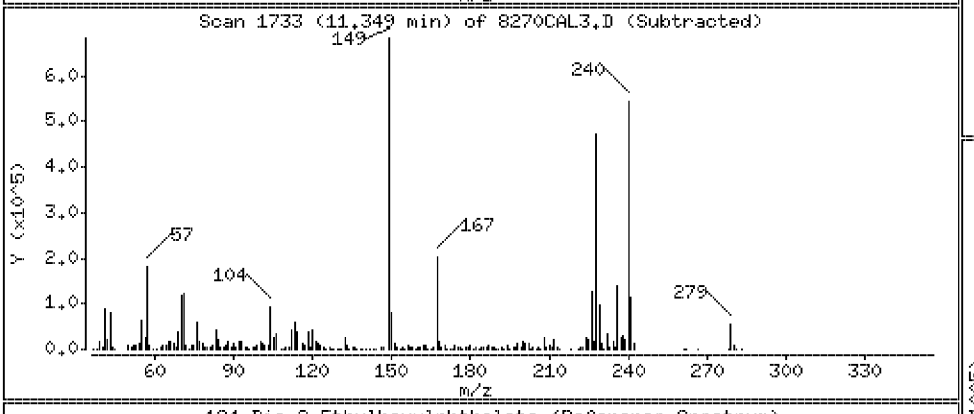

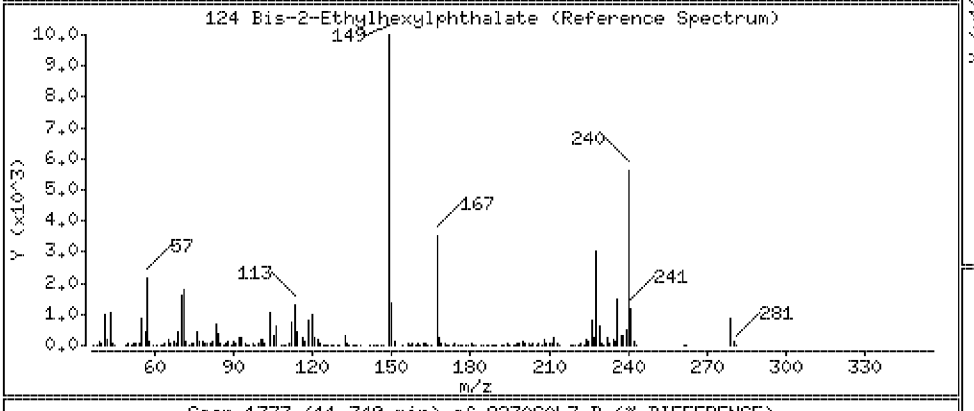

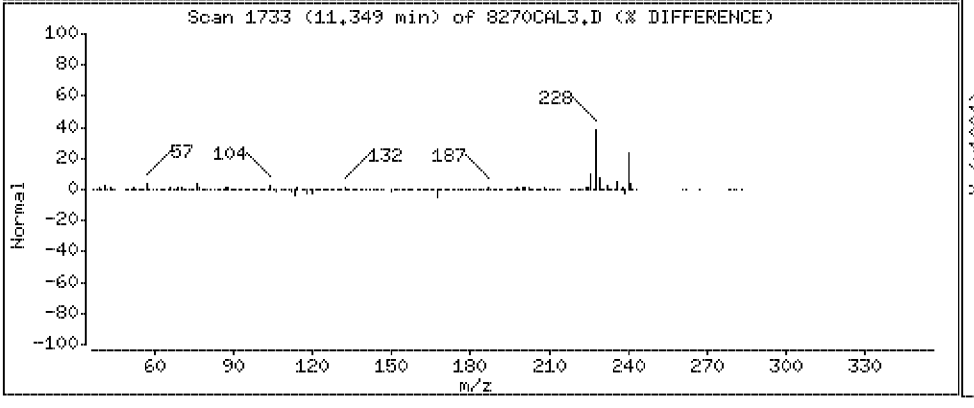

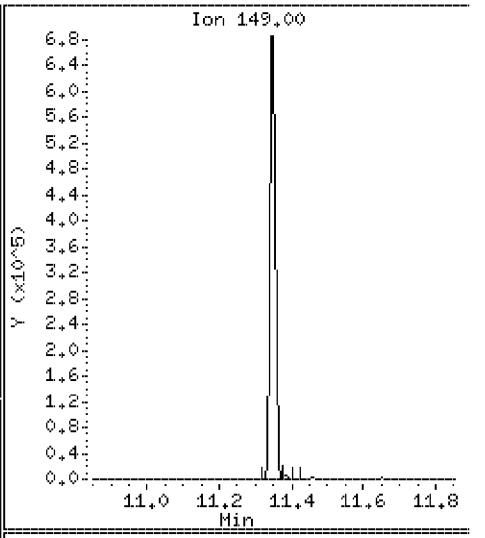

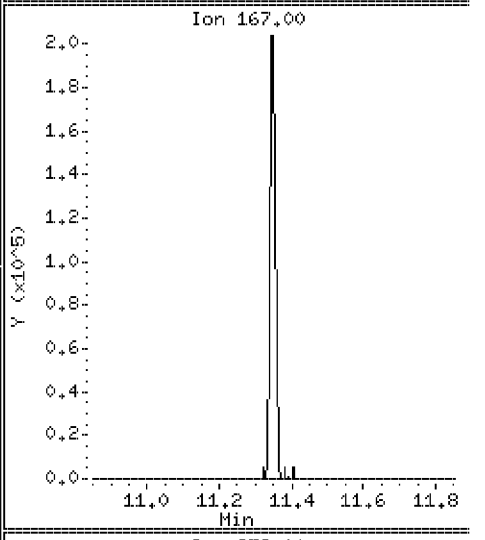

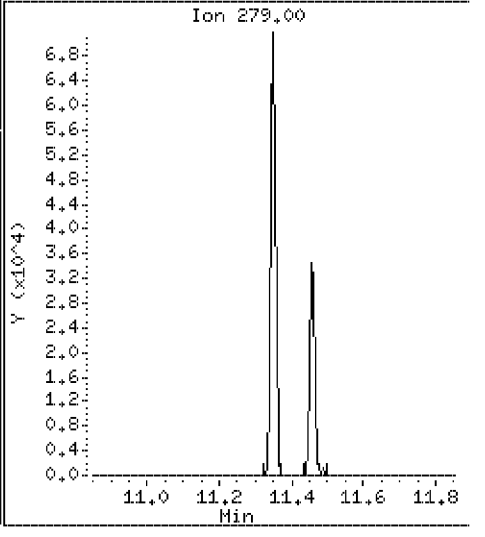

Data File: \\Svecd04\DD\chem\smsd03.i\S3042312.b\8270CAL3.D

Date : 23-APR-2012 11:58

Client ID: 8270CAL3 Instrument: smsd03.i

Sample Info: 45925

Purge Volume: 1000.0 Operator: PEL

Column phase: HPMS-5 Column diameter: 0.25

125 Di-n-octylphthalate Concentration: 20.3 ug/l

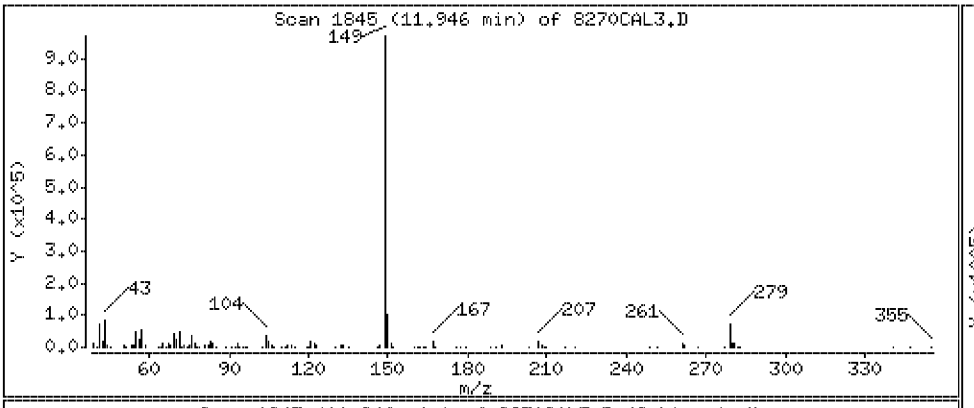

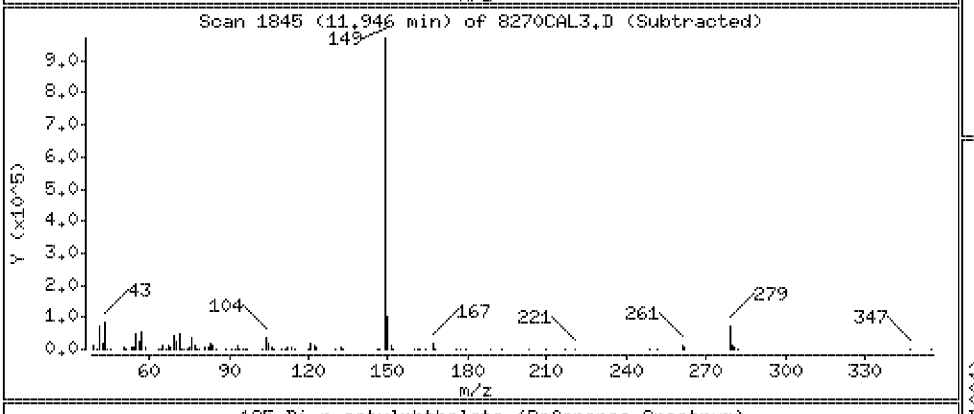

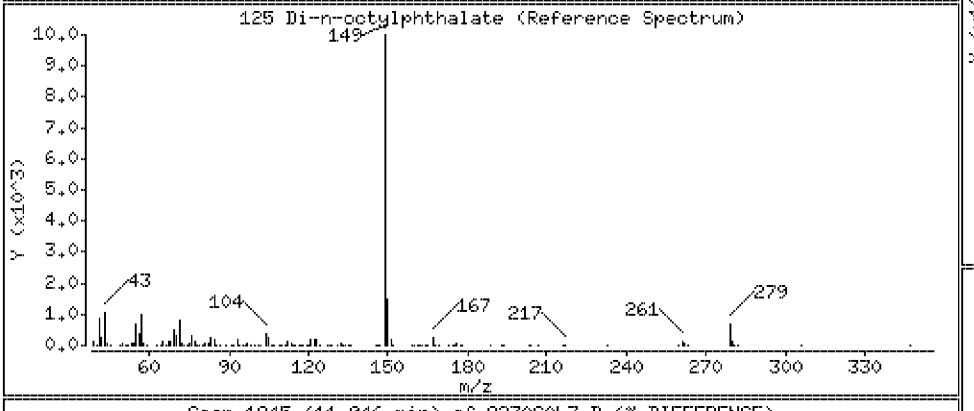

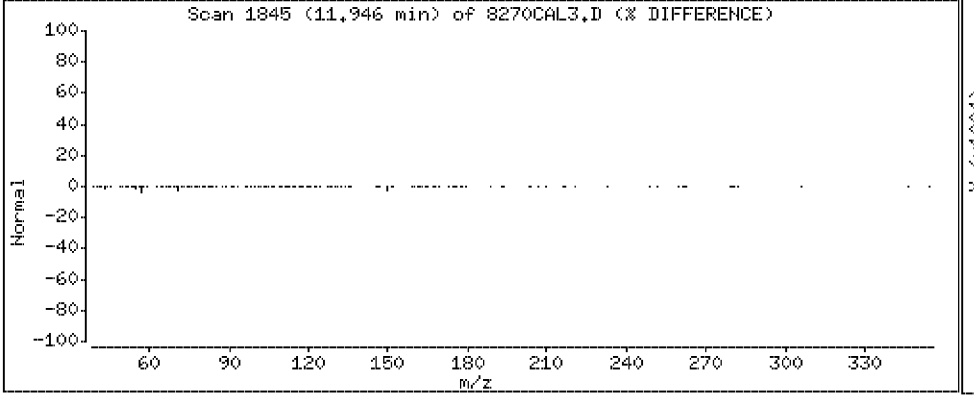

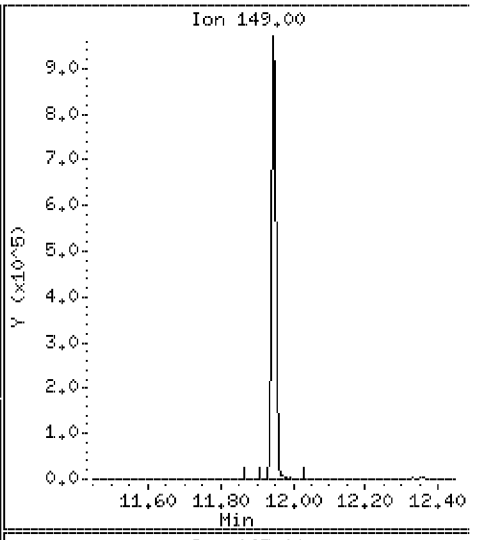

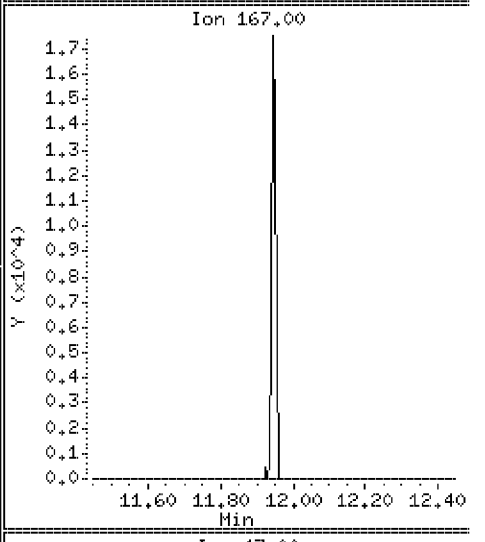

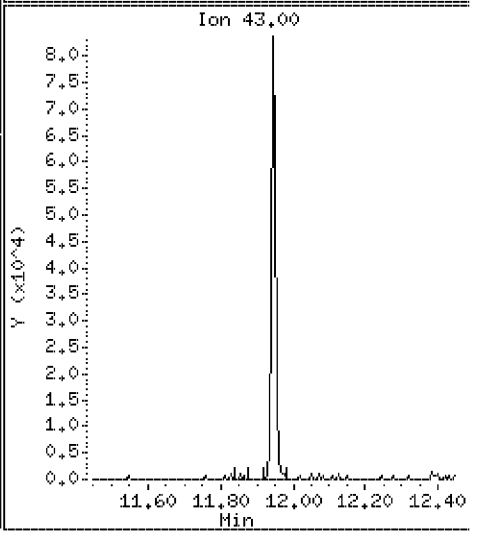

Data File: \\Svecd04\DD\chem\smsd03.i\S3042312.b\8270CAL3.D

Date : 23-APR-2012 11:58

Client ID: 8270CAL3

Instrument: smsd03.i

Sample Info: 45925

Purge Volume: 1000.0

Operator: PEL

Column phase: HPMS-5

Column diameter: 0.25

127 Benzo[b]fluoranthene

Concentration: 20.2 ug/l

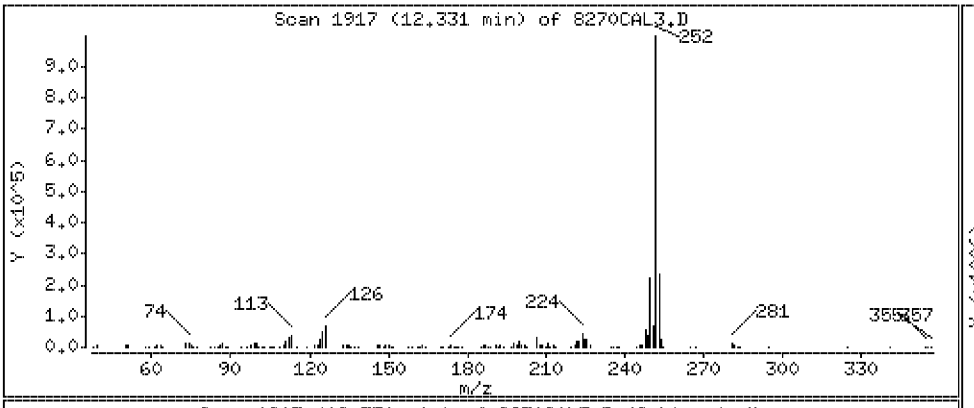

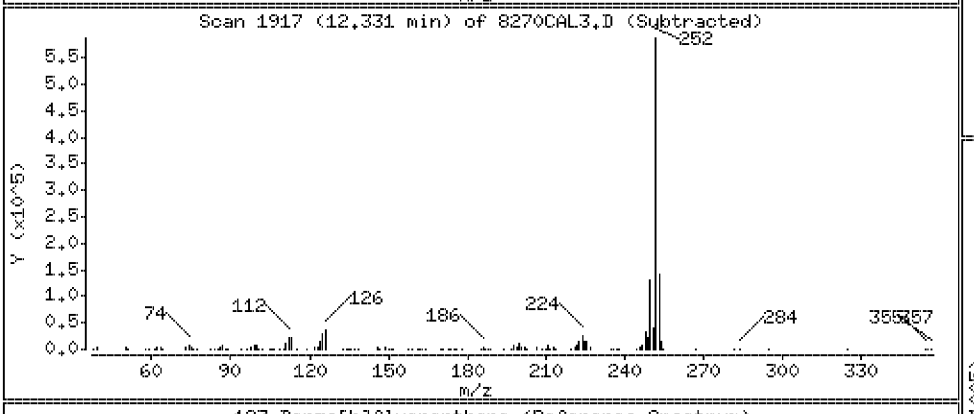

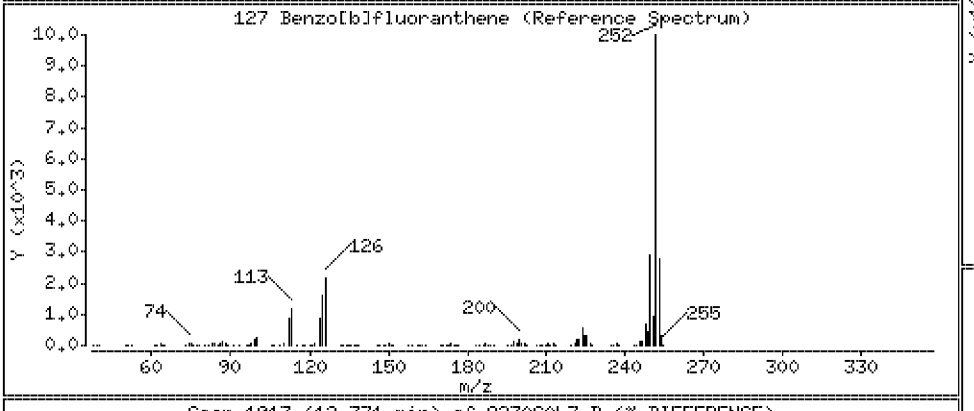

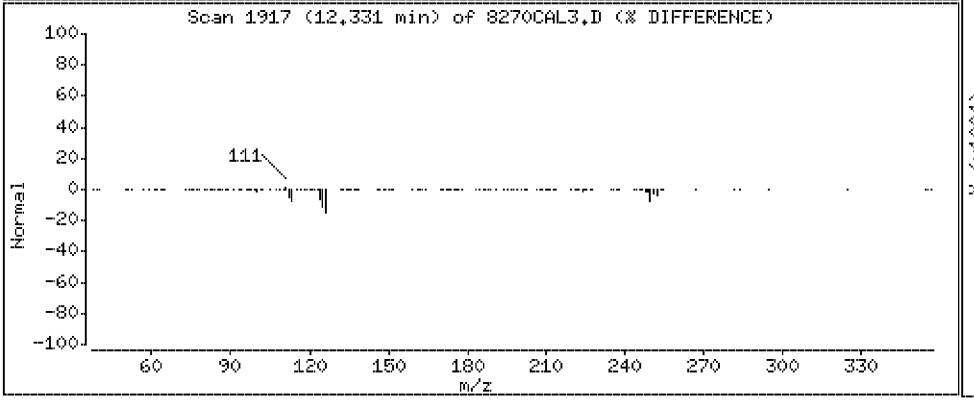

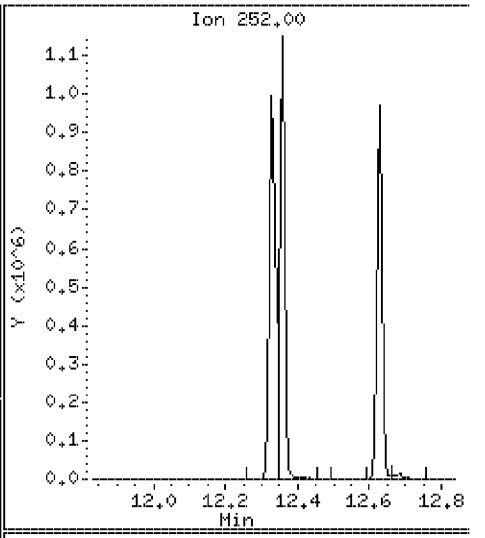

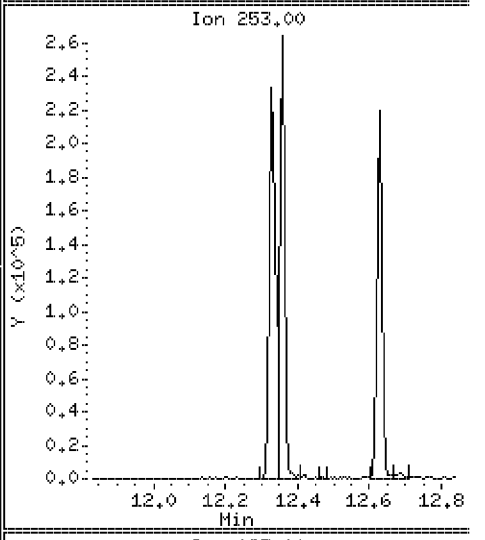

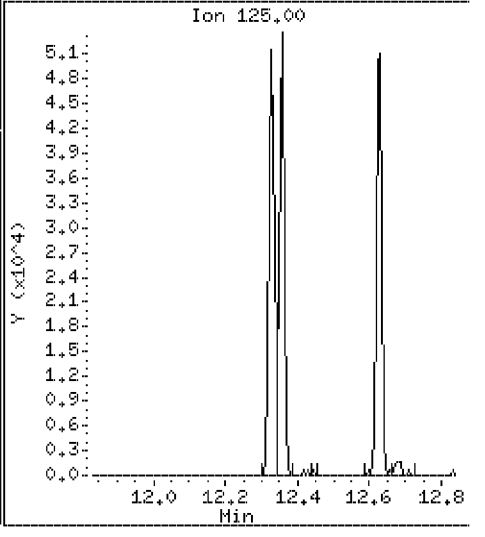

Data File: \\Svecd04\DD\chem\smsd03.i\S3042312.b\8270CAL3.D

Date : 23-APR-2012 11:58

Client ID: 8270CAL3 Instrument: smsd03.i

Sample Info: 45925

Purge Volume: 1000.0 Operator: PEL

Column phase: HPMS-5 Column diameter: 0.25

128 Benzo[k]fluoranthene Concentration: 20.3 ug/l

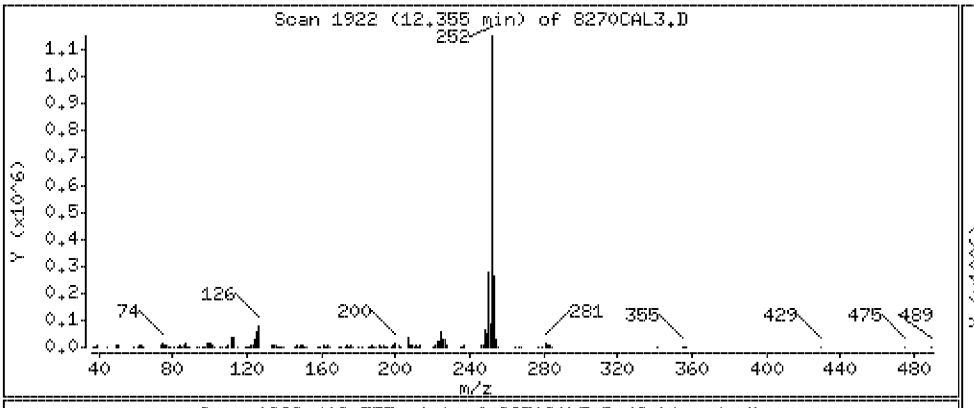

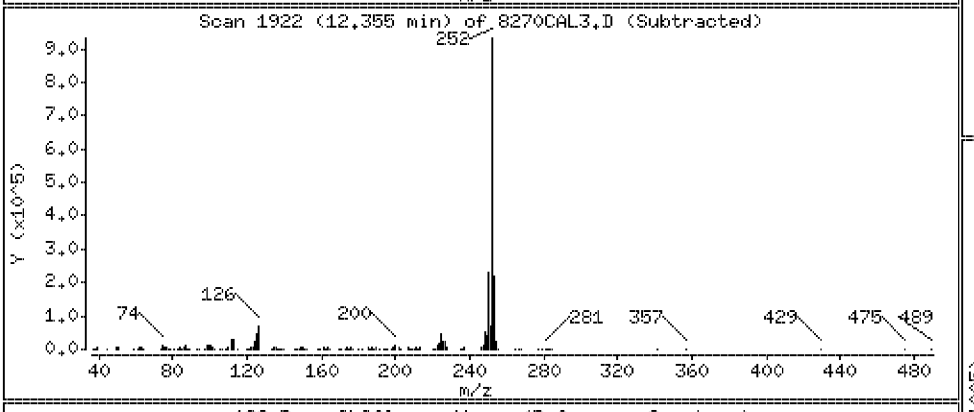

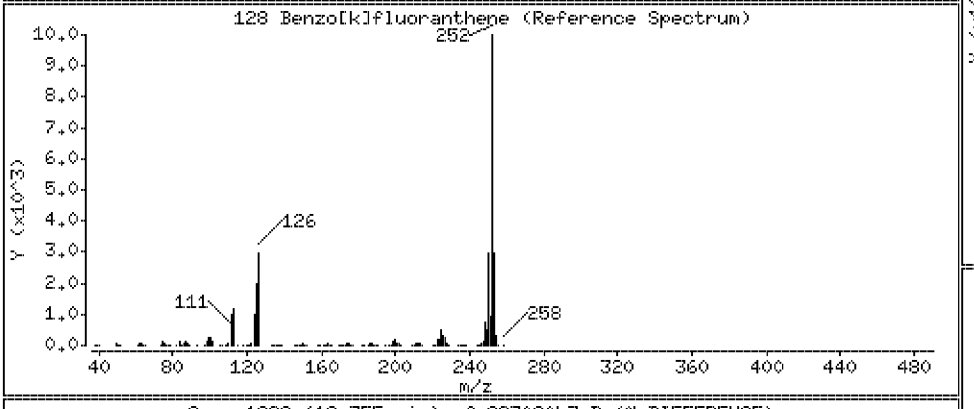

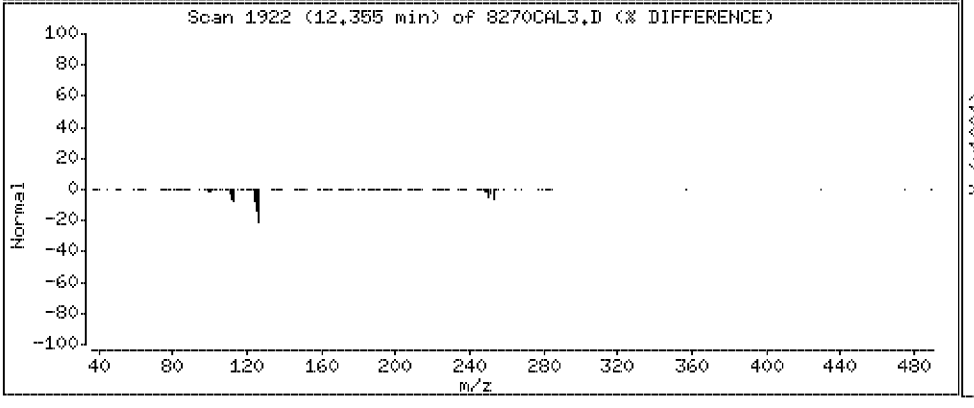

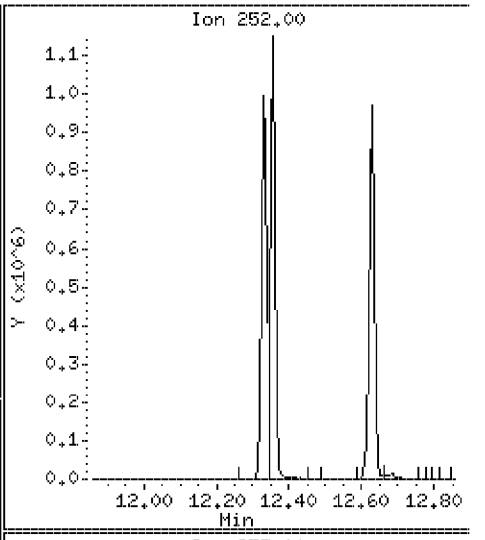

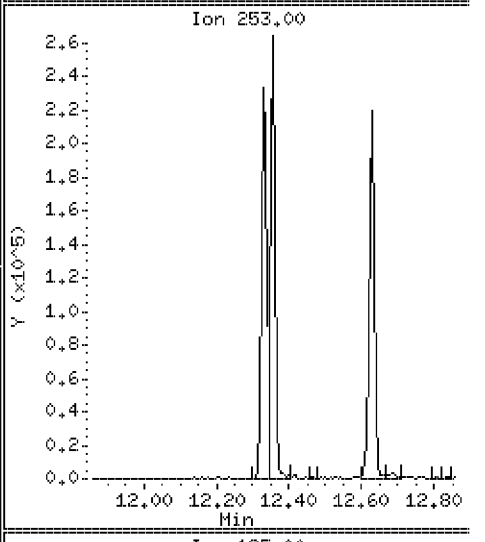

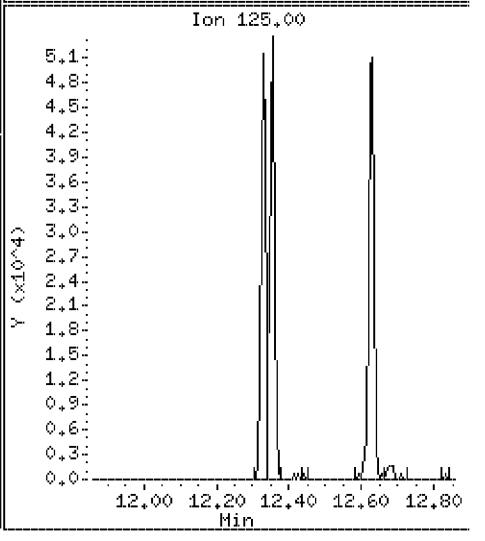

Data File: \\Svecd04\DD\chem\smsd03.i\S3042312.b\8270CAL3.D

Date : 23-APR-2012 11:58

Client ID: 8270CAL3 Instrument: smsd03.i

Sample Info: 45925

Purge Volume: 1000.0 Operator: PEL

Column phase: HPMS-5 Column diameter: 0.25

129 Benzo[a]pyrene Concentration: 20.4 ug/l

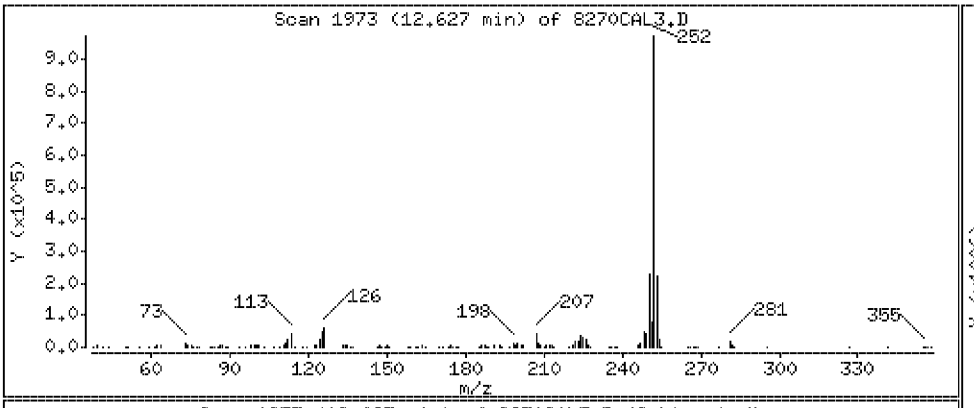

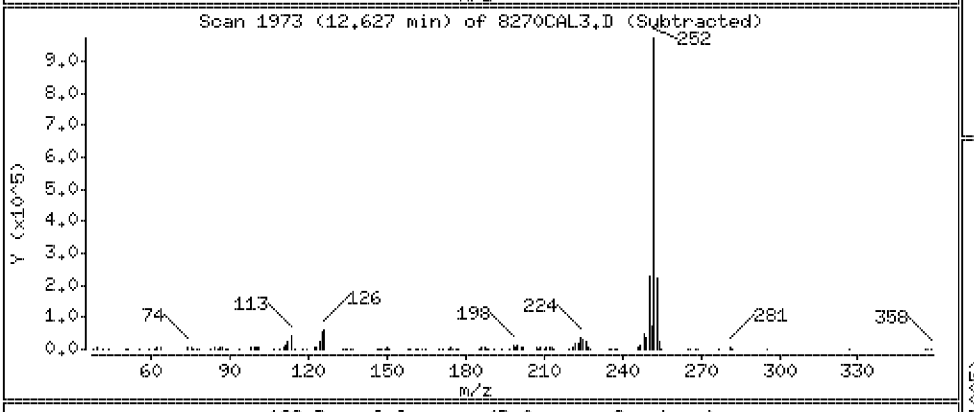

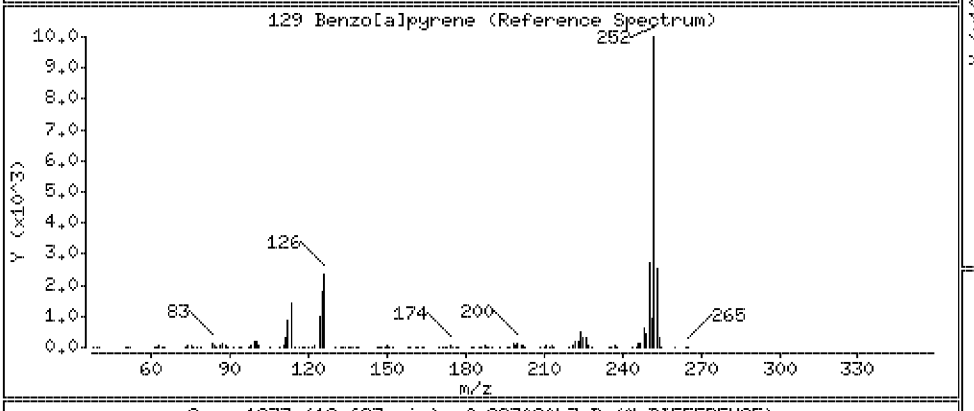

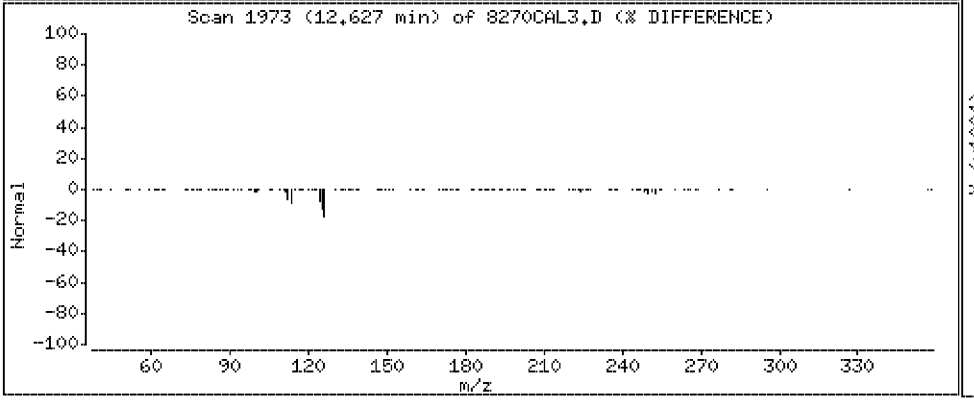

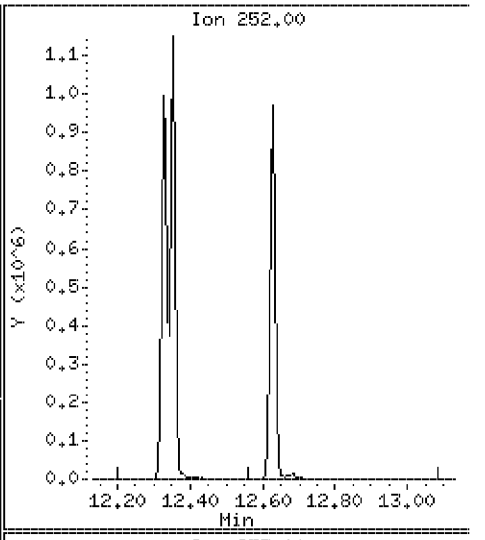

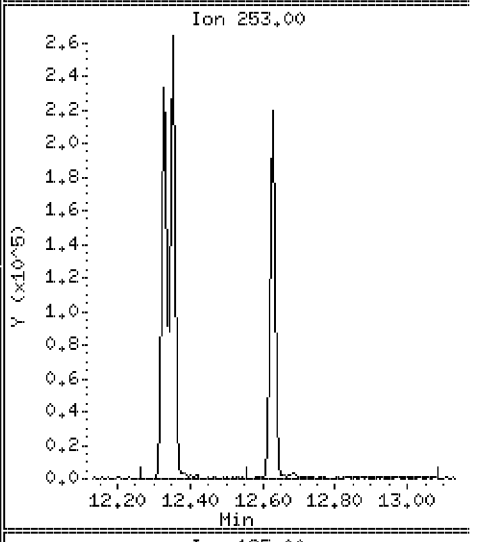

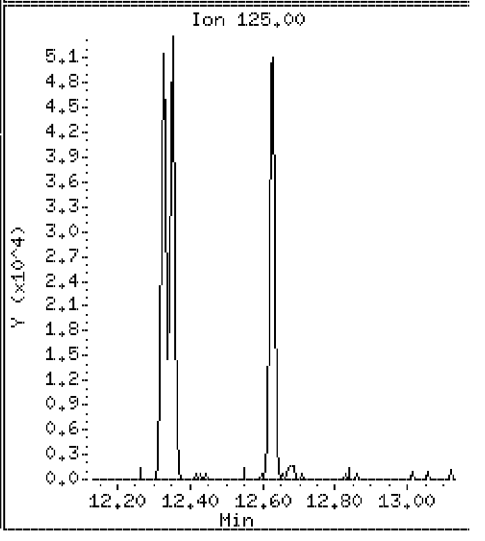

Data File: \\Svecd04\DD\chem\smsd03.i\S3042312.b\8270CAL3.D

Date : 23-APR-2012 11:58

Client ID: 8270CAL3 Instrument: smsd03.i

Sample Info: 45925

Purge Volume: 1000.0 Operator: PEL

Column phase: HPMS-5 Column diameter: 0.25

133 Indeno[1,2,3-cd]pyrene Concentration: 20.4 ug/l

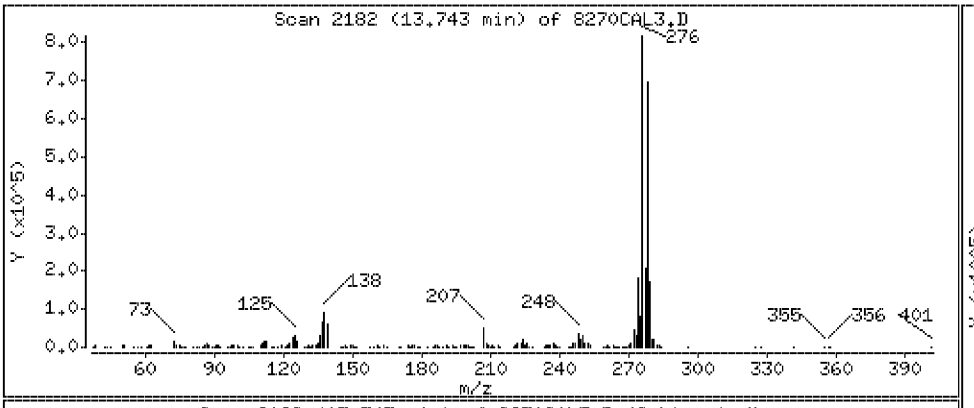

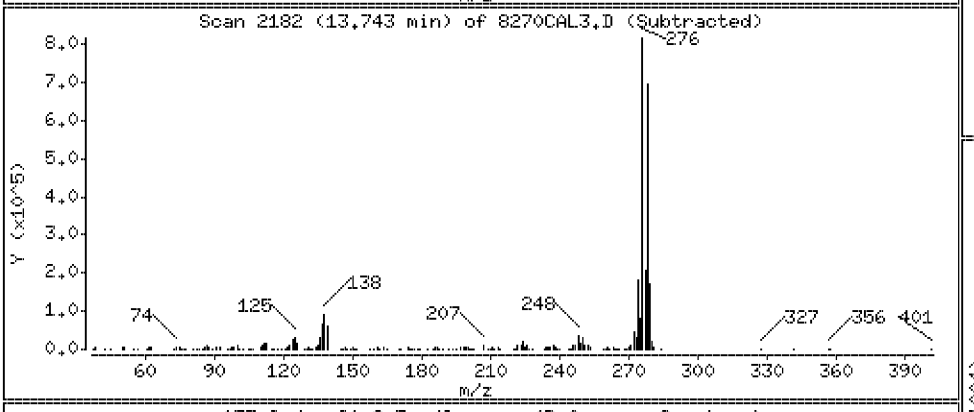

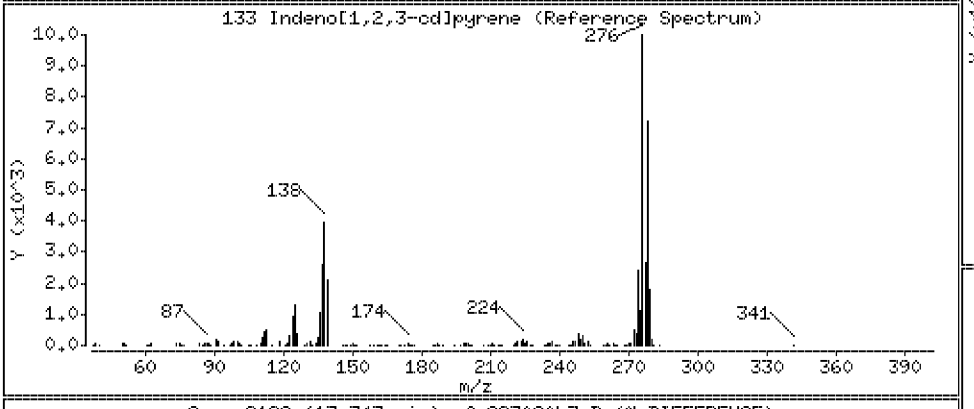

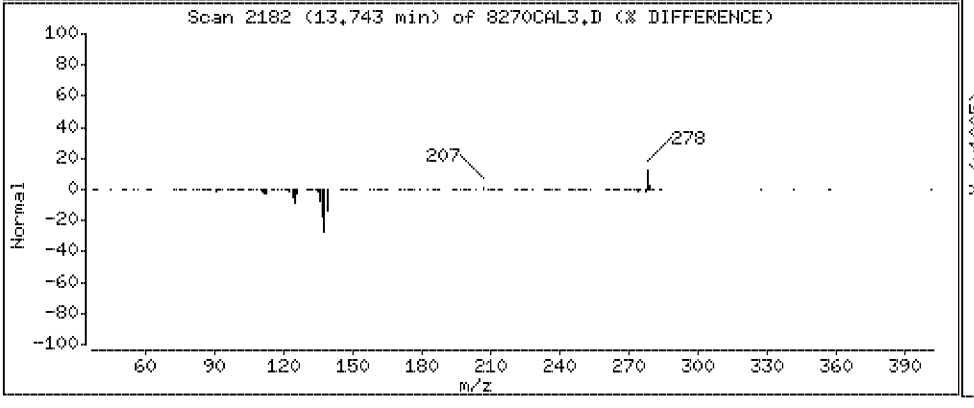

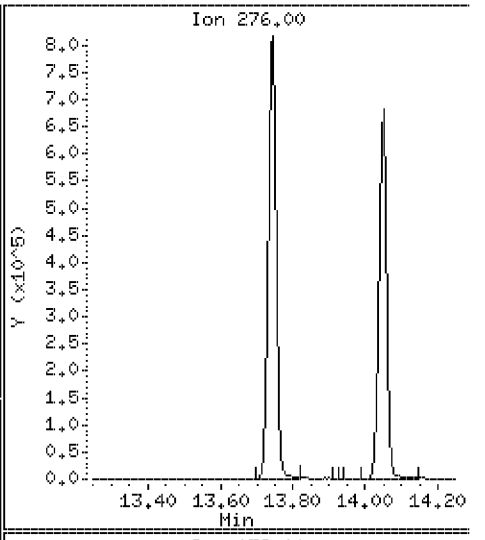

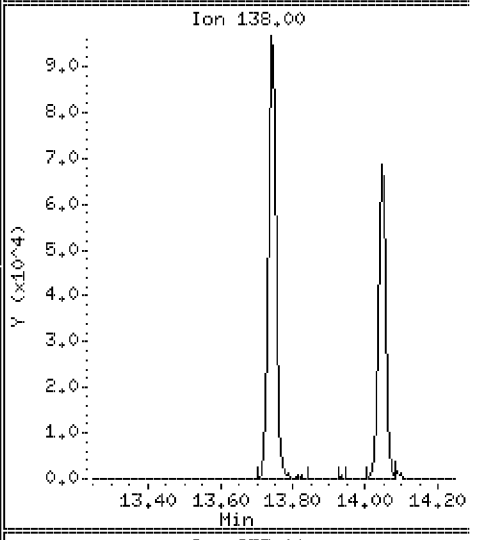

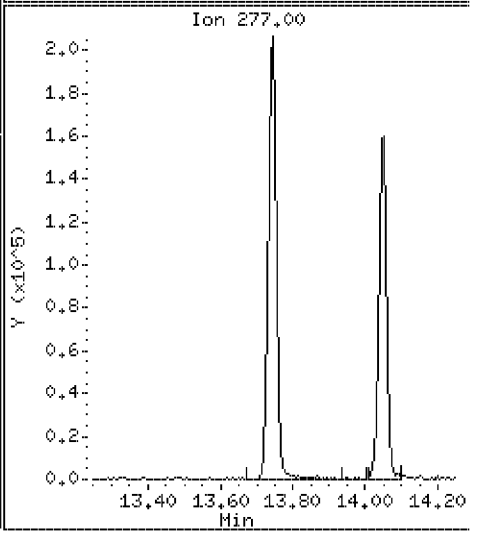

Data File: \\Svecd04\DD\chem\smsd03.i\S3042312.b\8270CAL3.D

Date : 23-APR-2012 11:58

Client ID: 8270CAL3 Instrument: smsd03.i

Sample Info: 45925

Purge Volume: 1000.0 Operator: PEL

Column phase: HPMS-5 Column diameter: 0.25

134 Dibenz[a,h]anthracene Concentration: 20.3 ug/l

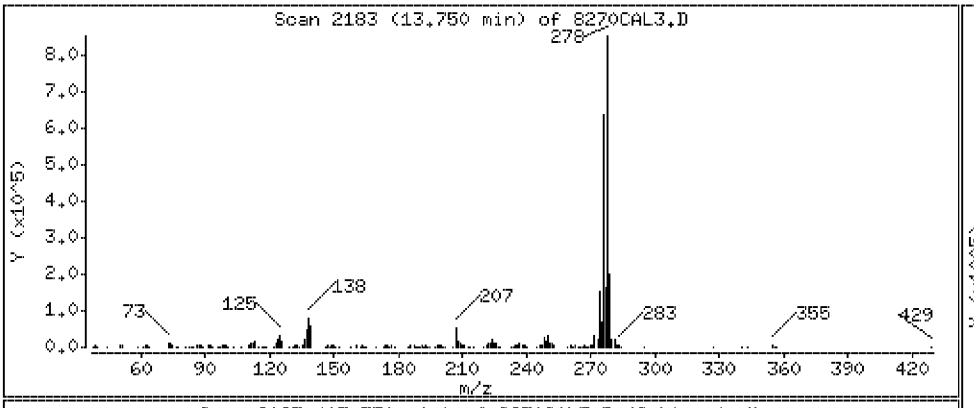

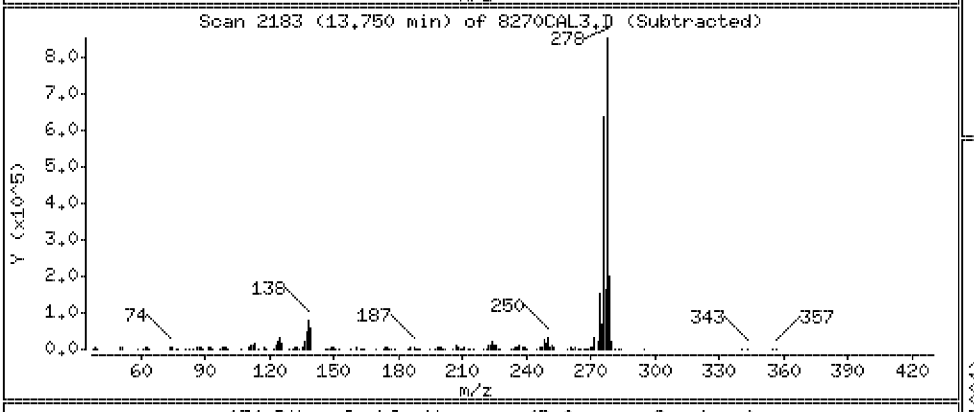

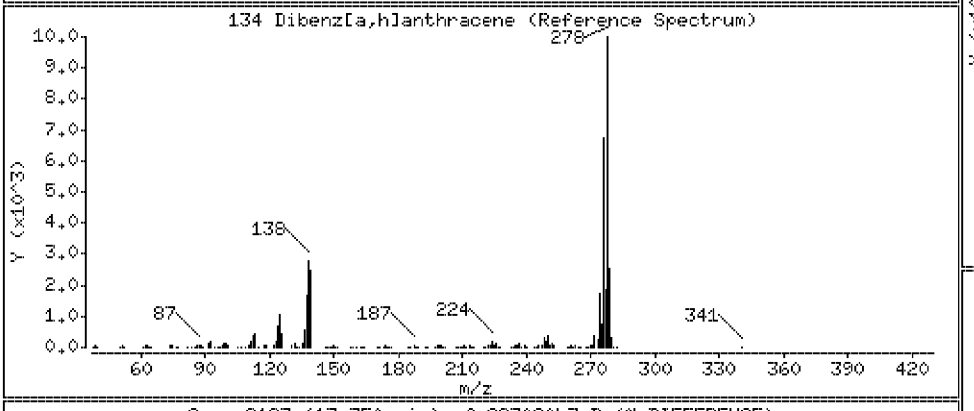

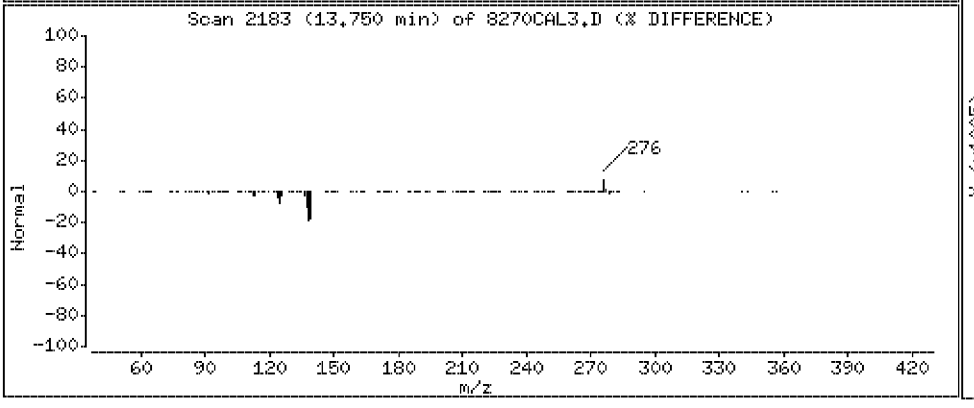

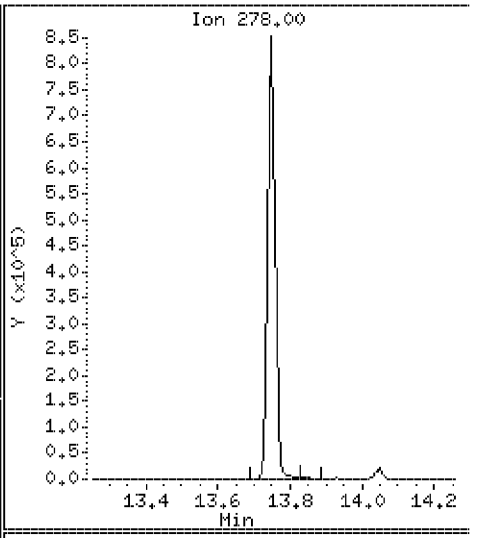

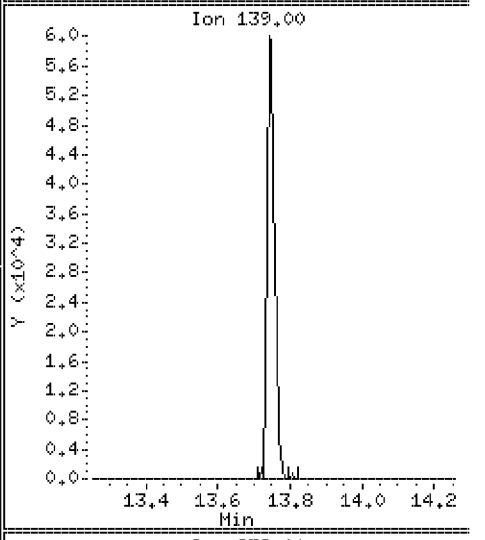

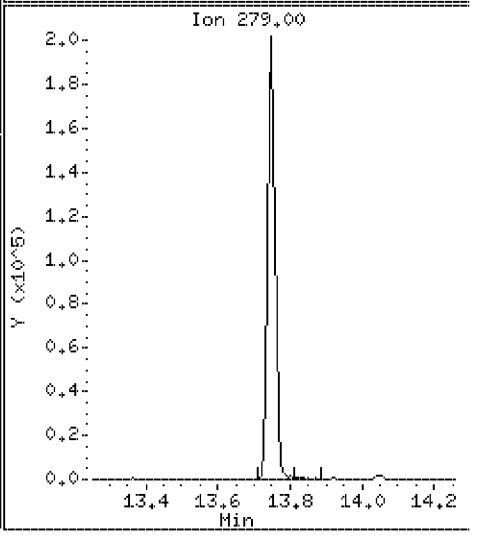

Data File: \\Svecd04\DD\chem\smsd03.i\S3042312.b\8270CAL3.D

Date : 23-APR-2012 11:58

Client ID: 8270CAL3

Instrument: smsd03.i

Sample Info: 45925

Purge Volume: 1000.0

Operator: PEL

Column phase: HPMS-5

Column diameter: 0.25

135 Benzo[g,h,i]perylene

Concentration: 21.6 ug/l

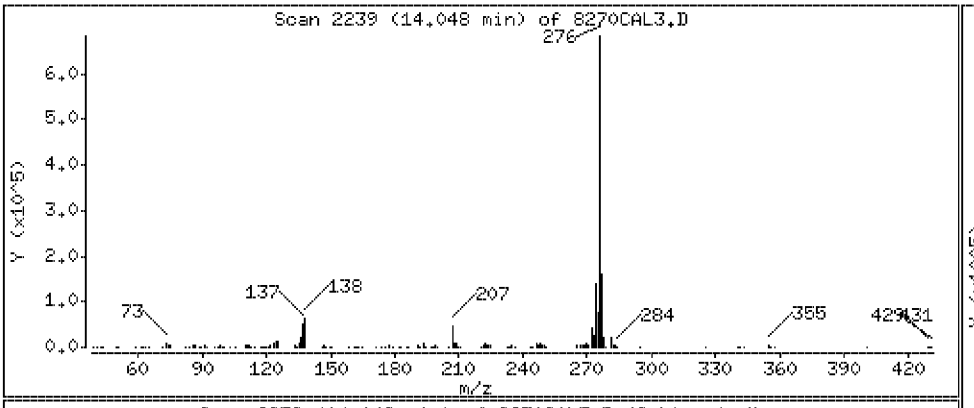

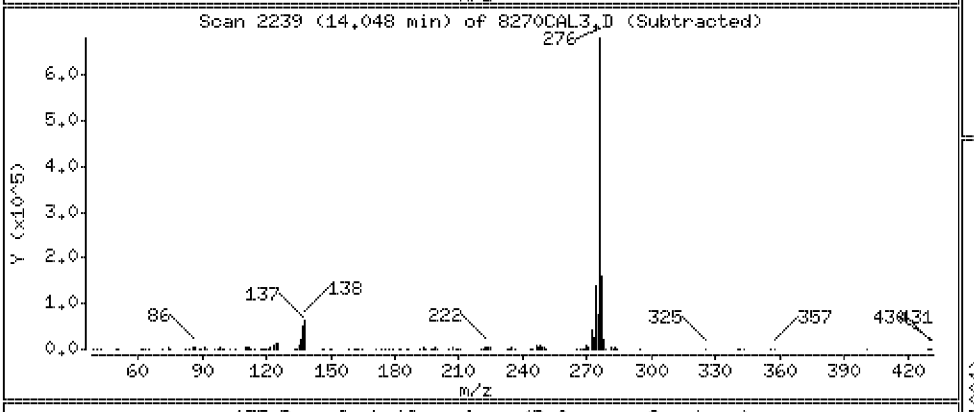

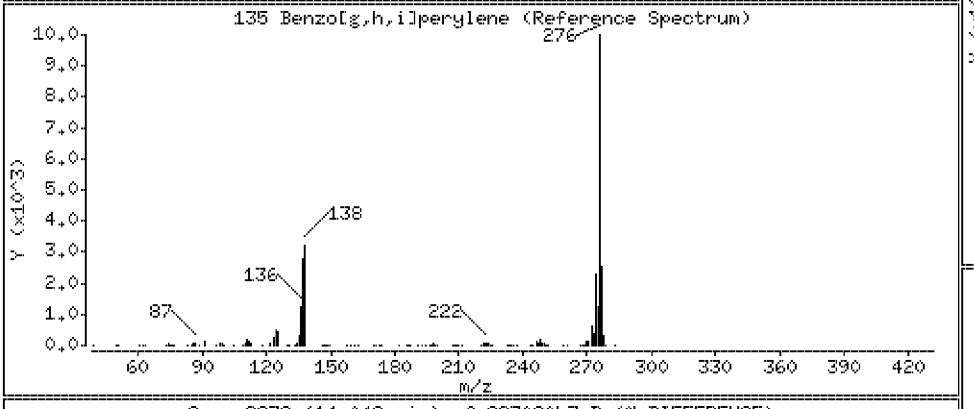

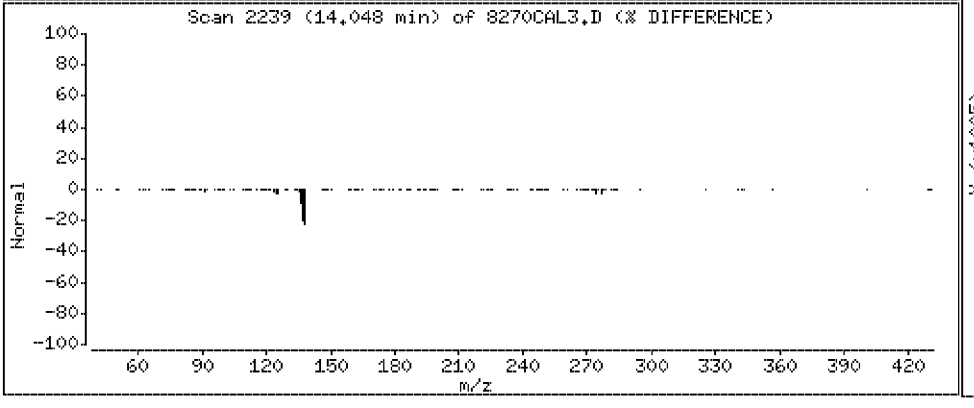

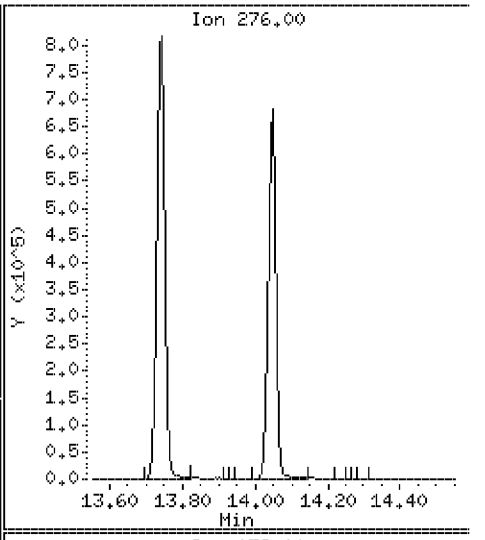

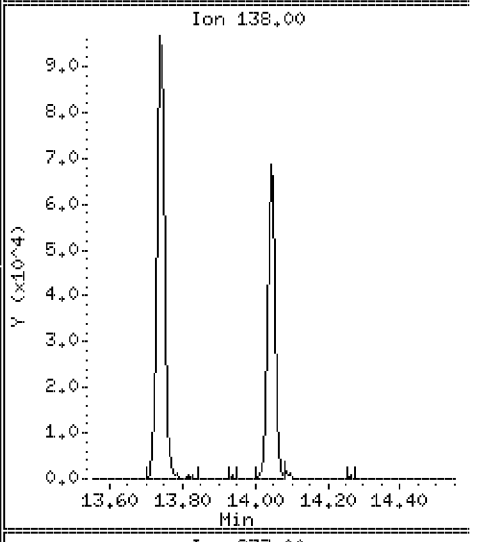

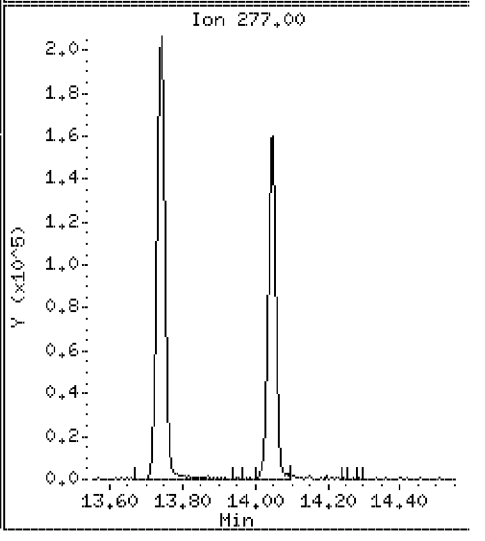

PEL Laboratories, Inc.

Data file : \\Svecd04\DD\chem\smsd03.i\S3042312.b\8270CAL2.D
Lab Smp Id: 45926 Client Smp ID: 8270CAL2
Inj Date : 23-APR-2012 12:21 MS Autotune Date: 12-SEP-2011 18:58
Operator : PEL Inst ID: smsd03.i
Smp Info : 45926
Misc Info :
Comment :
Method : \\Svecd04\DD\chem\smsd03.i\S3042312.b\8270bcs.m
Meth Date : 25-Apr-2012 09:57 mjacobs Quant Type: ISTD
Cal Date : 23-APR-2012 12:21 Cal File: 8270CAL2.D
Als bottle: 6 Calibration Sample, Level: 2
Dil Factor: 1.00000
Integrator: HP Genie Compound Sublist: 8270caln.sub
Target Version: 4.14 Sample Matrix: WATER

Concentration Formula: Amt * DF * (1/(Vo/1000))*Vf * CpndVariable

Name	Value	Description
DF	1.000	Dilution Factor
Vo	1000.000	Volume of sample extracted (mL)
Vf	1.000	Final Volume
Cpnd Variable		Local Compound Variable

RT	EXP RT	REL RT	MASS	RESPONSE	AMOUNTS CAL-AMT (ug/ml)	AMOUNTS ON-COL (ug/ml)	TARGET RANGE	RATIO
2 Pyridine						CAS #: 110-86-1		
2.392	2.381	(0.538)	79	117814	10.0000	9.6	80.00- 120.00	100.00(M)
2.394	2.381	(0.538)	52	42110			7.01- 67.01	35.74
M 16 Cresols (Total)						CAS #: 1319-77-3		
				192260	20.0000			(a)
1 N-Nitrosodimethylamine						CAS #: 62-75-9		
2.341	2.338	(0.527)	42	56981	10.0000	10.3	80.00- 120.00	100.00
2.341	2.338	(0.526)	74	72517			112.35- 172.35	127.27
2.340	2.338	(0.526)	44	4292			0.00- 34.21	7.53
$ 6 2-Fluorophenol (SURR)						CAS #: 367-12-4		
3.386	3.383	(0.761)	112	176705	20.0000	18.8	80.00- 120.00	100.00
3.386	3.383	(0.761)	64	111416			33.15- 93.15	63.05
$ 11 Phenol-d5 (SURR)						CAS #: 4165-62-2		
4.139	4.139	(0.931)	99	234653	20.0000	18.6	80.00- 120.00	100.00
4.139	4.139	(0.931)	42	47763			0.00- 48.89	20.35
4.139	4.139	(0.931)	71	128843			23.76- 83.76	54.91
13 Phenol						CAS #: 108-95-2		
4.151	4.151	(0.933)	94	129473	10.0000	9.0	80.00- 120.00	100.00

RT	EXP RT	REL RT	MASS	RESPONSE	AMOUNTS CAL-AMT (ug/ml)	AMOUNTS ON-COL (ug/ml)	TARGET RANGE	RATIO
13 Phenol (continued)								
4.157	4.151	(0.935)	65	80899			31.39- 91.39	62.48
4.159	4.151	(0.935)	66	152432			81.48- 141.48	117.73
10 Aniline						CAS #: 62-53-3		
4.165	4.166	(0.936)	93	144173	10.0000	9.5	80.00- 120.00	100.00
4.157	4.166	(0.935)	65	80895			26.91- 86.91	56.11
4.159	4.166	(0.935)	66	152429			73.34- 133.34	105.73
14 Bis(2-Chloroethyl)ether						CAS #: 111-44-4		
4.206	4.210	(0.946)	93	87919	10.0000	9.8	80.00- 120.00	100.00
4.206	4.210	(0.946)	63	64914			42.30- 102.30	73.83
4.206	4.210	(0.946)	95	25778			1.53- 61.53	29.32
15 2-Chlorophenol						CAS #: 95-57-8		
4.277	4.278	(0.962)	128	85875	10.0000	9.1	80.00- 120.00	100.00
4.277	4.278	(0.962)	64	49105			20.72- 80.72	57.18
4.277	4.278	(0.962)	130	30354			2.39- 62.39	35.35
17 1,3-Dichlorobenzene						CAS #: 541-73-1		
4.400	4.401	(0.990)	146	104784	10.0000	9.1	80.00- 120.00	100.00
4.400	4.401	(0.989)	148	73832			36.16- 96.16	70.46
4.400	4.401	(0.989)	111	50145			16.14- 76.14	47.86
* 18 1,4-Dichlorobenzene-d4						CAS #: 3855-82-1		
4.447	4.448	(1.000)	152	325790	40.0000		80.00- 120.00	100.00
4.446	4.448	(1.000)	115	204577			32.20- 92.20	62.79
4.447	4.448	(1.000)	150	499662			139.77- 199.77	153.37
19 1,4-Dichlorobenzene						CAS #: 106-46-7		
4.461	4.462	(1.003)	146	116078	10.0000	9.5	80.00- 120.00	100.00
4.461	4.462	(1.003)	148	73293			38.09- 98.09	63.14
4.461	4.462	(1.003)	111	57290			14.50- 74.50	49.35
21 Benzyl alcohol						CAS #: 100-51-6		
4.563	4.567	(1.026)	108	58008	10.0000	9.0	80.00- 120.00	100.00
4.563	4.567	(1.026)	79	104394			152.29- 212.29	179.96
4.563	4.567	(1.026)	77	75813			97.26- 157.26	130.69
20 1,2-Dichlorobenzene						CAS #: 95-50-1		
4.599	4.599	(1.034)	146	107760	10.0000	9.7	80.00- 120.00	100.00
4.599	4.599	(1.034)	148	72790			38.32- 98.32	67.55
4.598	4.599	(1.034)	111	49155			18.14- 78.14	45.62
22 2-Methylphenol						CAS #: 95-48-7		
4.671	4.671	(1.050)	107	77780	10.0000	9.1	80.00- 120.00	100.00
4.671	4.671	(1.050)	108	86295			82.43- 142.43	110.95
4.672	4.671	(1.050)	79	67032			55.43- 115.43	86.18
23 2,2'-oxybis(1-chloropropane)						CAS #: 108-60-1		
4.675	4.675	(1.051)	45	57778	10.0000	9.2	80.00- 120.00	100.00
4.671	4.675	(1.050)	77	76782			102.98- 162.98	132.89
4.676	4.675	(1.051)	121	30188			24.22- 84.22	52.25

RT	EXP RT	REL RT	MASS	RESPONSE	AMOUNTS CAL-AMT (ug/ml)	AMOUNTS ON-COL (ug/ml)	TARGET RANGE	RATIO
28 4-Methylphenol						CAS #: 106-44-5		
4.806	4.808	(1.081)	107	114480	10.0000	9.3	80.00- 120.00	100.00
4.806	4.808	(1.081)	108	89754			50.54- 110.54	78.40
4.806	4.808	(1.081)	79	37802			2.76- 62.76	33.02
26 N-Nitrosodinpropylamine						CAS #: 621-64-7		
4.794	4.798	(1.078)	70	88633	10.0000	9.2	80.00- 120.00	100.00
4.793	4.798	(1.078)	42	34248			6.87- 66.87	38.64
4.794	4.798	(1.078)	130	16601			0.00- 49.23	18.73
30 Hexachloroethane						CAS #: 67-72-1		
4.901	4.902	(1.102)	117	45046	10.0000	9.4	80.00- 120.00	100.00
4.902	4.902	(1.102)	201	53801			90.07- 150.07	119.44
4.901	4.902	(1.102)	199	31943			43.69- 103.69	70.91
$ 31 Nitrobenzene-d5 (SURR)						CAS #: 4165-60-0		
4.941	4.944	(0.881)	82	138346	10.0000	9.5	80.00- 120.00	100.00
4.941	4.944	(0.881)	128	45448			2.76- 62.76	32.85
4.941	4.944	(0.881)	54	54200			7.08- 67.08	39.18
32 Nitrobenzene						CAS #: 98-95-3		
4.958	4.962	(0.884)	77	140775	10.0000	9.8	80.00- 120.00	100.00
4.959	4.962	(0.884)	123	44372			4.18- 64.18	31.52
4.957	4.962	(0.884)	65	20119			0.00- 45.17	14.29
34 Isophorone						CAS #: 78-59-1		
5.172	5.176	(0.922)	82	165809	10.0000	9.9	80.00- 120.00	100.00
5.172	5.176	(0.922)	138	26382			0.00- 46.29	15.91
5.172	5.176	(0.922)	95	13819			0.00- 39.21	8.33
35 2-Nitrophenol						CAS #: 88-75-5		
5.251	5.253	(0.936)	139	50516	10.0000	9.5	80.00- 120.00	100.00
5.252	5.253	(0.936)	65	36508			43.34- 103.34	72.27
5.253	5.253	(0.937)	109	24010			20.91- 80.91	47.53
36 2,4-Dimethylphenol						CAS #: 105-67-9		
5.291	5.294	(0.943)	122	77972	10.0000	9.6	80.00- 120.00	100.00
5.291	5.294	(0.943)	107	110410			111.45- 171.45	141.60
5.291	5.294	(0.943)	121	45280			28.89- 88.89	58.07
38 Bis(2-Chloroethoxy)methane						CAS #: 111-91-1		
5.367	5.369	(0.957)	93	112726	10.0000	9.5	80.00- 120.00	100.00
5.367	5.369	(0.957)	95	36561			3.06- 63.06	32.43
5.367	5.369	(0.957)	123	13946			0.00- 44.40	12.37
40 Benzoic Acid						CAS #: 65-85-0		
5.361	5.404	(0.956)	122	37071	10.0000	10.2	80.00- 120.00	100.00
5.360	5.404	(0.956)	105	52602			107.67- 167.67	141.90
5.359	5.404	(0.955)	77	49316			104.37- 164.37	133.03
41 2,4-Dichlorophenol						CAS #: 120-83-2		
5.489	5.490	(0.979)	162	93409	10.0000	9.7	80.00- 120.00	100.00
5.489	5.490	(0.979)	164	60477			36.50- 96.50	64.74

RT	EXP RT	REL RT	MASS	RESPONSE	AMOUNTS CAL-AMT (ug/ml)	AMOUNTS ON-COL (ug/ml)	TARGET RANGE	RATIO
41 2,4-Dichlorophenol (continued)								
5.489	5.490	(0.979)	98	31227			5.73- 65.73	33.43
42 1,2,4-Trichlorobenzene						CAS #: 120-82-1		
5.553	5.555	(0.990)	180	115792	10.0000	9.6	80.00- 120.00	100.00
5.553	5.555	(0.990)	182	110628			67.47- 127.47	95.54
5.553	5.555	(0.990)	145	31799			0.00- 58.13	27.46
* 43 Naphthalene-d8						CAS #: 1146-65-2		
5.608	5.610	(1.000)	136	1075529	40.0000		80.00- 120.00	100.00
5.608	5.610	(1.000)	68	59841			0.00- 35.51	5.56
44 Naphthalene						CAS #: 91-20-3		
5.628	5.630	(1.004)	128	265795	10.0000	9.6	80.00- 120.00	100.00
5.627	5.630	(1.003)	129	31606			0.00- 41.28	11.89
5.628	5.630	(1.004)	127	33601			0.00- 43.27	12.64
45 4-Chloroaniline						CAS #: 106-47-8		
5.679	5.681	(1.013)	127	109943	10.0000	9.5	80.00- 120.00	100.00
5.680	5.681	(1.013)	129	36071			2.39- 62.39	32.81
5.679	5.681	(1.012)	65	45243			11.54- 71.54	41.15
48 Hexachlorobutadiene						CAS #: 87-68-3		
5.745	5.746	(1.024)	225	84668	10.0000	9.2	80.00- 120.00	100.00
5.745	5.746	(1.024)	223	52820			32.02- 92.02	62.38
5.746	5.746	(1.024)	227	56330			34.54- 94.54	66.53
51 4-Chloro-3-methylphenol						CAS #: 59-50-7		
6.159	6.158	(1.098)	107	86400	10.0000	9.3	80.00- 120.00	100.00
6.160	6.158	(1.098)	144	21565			0.00- 55.95	24.96
6.160	6.158	(1.098)	142	64604			44.47- 104.47	74.77
53 2-Methylnaphthalene						CAS #: 91-57-6		
6.287	6.289	(1.121)	142	188199	10.0000	9.4	80.00- 120.00	100.00
6.287	6.289	(1.121)	141	164214			58.08- 118.08	87.26
54 1-Methylnaphthalene						CAS #: 90-12-0		
6.384	6.385	(1.138)	142	170609	10.0000	9.4	80.00- 120.00	100.00
6.384	6.385	(1.138)	141	153523			61.72- 121.72	89.99
55 Hexachlorocyclopentadiene						CAS #: 77-47-4		
6.444	6.445	(0.882)	237	104789	10.0000	9.1	80.00- 120.00	100.00
6.443	6.445	(0.882)	235	63938			33.37- 93.37	61.02
6.444	6.445	(0.882)	272	13301			0.00- 43.74	12.69
57 2,4,6-Trichlorophenol						CAS #: 88-06-2		
6.623	6.620	(0.907)	196	84655	10.0000	9.3	80.00- 120.00	100.00
6.623	6.620	(0.907)	198	79539			67.07- 127.07	93.96
6.623	6.620	(0.907)	200	25120			1.30- 61.30	29.67
58 2,4,5-Trichlorophenol						CAS #: 95-95-4		
6.569	6.570	(0.899)	196	80115	10.0000	9.5	80.00- 120.00	100.00
6.569	6.570	(0.899)	198	78540			69.46- 129.46	98.03

```
                                          AMOUNTS
                                        CAL-AMT   ON-COL
  RT   EXP RT   REL RT   MASS  RESPONSE (ug/ml)  (ug/ml)   TARGET RANGE    RATIO
 ==== ======== ========  ====  ======== =======  =======   ============    =====

   58 2,4,5-Trichlorophenol (continued)
6.568    6.570 ( 0.899)    97     48843                    34.72-  94.72    60.97
--------------------------------------------------------------------------------
$  59 2-Fluorobiphenyl (SURR)                        CAS #: 321-60-8
6.642    6.644 ( 0.909)   172    270083 10.0000      9.5  80.00- 120.00   100.00
6.641    6.644 ( 0.909)   171     91008                     5.03-  65.03    33.70
--------------------------------------------------------------------------------
   62 2-Chloronaphthalene                            CAS #: 91-58-7
6.760    6.763 ( 0.926)   162    201795 10.0000      9.4  80.00- 120.00   100.00
6.760    6.763 ( 0.926)   164     66654                     4.20-  64.20    33.03
6.760    6.763 ( 0.926)   127     77623                     7.85-  67.85    38.47
--------------------------------------------------------------------------------
   63 2-Nitroaniline                                 CAS #: 88-74-4
6.864    6.869 ( 0.940)    65     70973 10.0000      9.6  80.00- 120.00   100.00
6.865    6.869 ( 0.940)    92     41821                    30.25-  90.25    58.93
6.865    6.869 ( 0.940)   138     56698                    52.43- 112.43    79.89
--------------------------------------------------------------------------------
   65 Dimethylphthalate                              CAS #: 131-11-3
7.035    7.040 ( 0.963)   163    240332 10.0000      9.8  80.00- 120.00   100.00
7.036    7.040 ( 0.963)   194     13665                     0.00-  35.55     5.69
7.035    7.040 ( 0.963)   164     25443                     0.00-  40.55    10.59
--------------------------------------------------------------------------------
   68 Acenaphthylene                                 CAS #: 208-96-8
7.164    7.167 ( 0.981)   152    303182 10.0000      9.6  80.00- 120.00   100.00
7.164    7.167 ( 0.981)   151     60048                     0.00-  50.50    19.81
7.165    7.167 ( 0.981)   153     40860                     0.00-  43.76    13.48
--------------------------------------------------------------------------------
   67 2,6-Dinitrotoluene                             CAS #: 606-20-2
7.096    7.100 ( 0.972)   165     52360 10.0000      9.4  80.00- 120.00   100.00
7.095    7.100 ( 0.971)    89     39177                    49.02- 109.02    74.82
7.095    7.100 ( 0.971)    63     39475                    44.86- 104.86    75.39
--------------------------------------------------------------------------------
   69 3-Nitroaniline                                 CAS #: 99-09-2
7.266    7.271 ( 0.995)   138     46536 10.0000      9.4  80.00- 120.00   100.00
7.267    7.271 ( 0.995)   108      4562                     0.00-  41.32     9.80
7.265    7.271 ( 0.995)    92     59663                   100.05- 160.05   128.21
--------------------------------------------------------------------------------
*  70 Acenaphthene-d10                               CAS #: 15067-26-2
7.303    7.305 ( 1.000)   164    731402 40.0000           80.00- 120.00   100.00
7.303    7.305 ( 1.000)   162    692553                    64.73- 124.73    94.69
7.304    7.305 ( 1.000)   160    316009                    12.46-  72.46    43.21
--------------------------------------------------------------------------------
   71 Acenaphthene                                   CAS #: 83-32-9
7.334    7.338 ( 1.004)   154    180453 10.0000      9.4  80.00- 120.00   100.00
7.334    7.338 ( 1.004)   153    193707                    78.46- 138.46   107.34
7.334    7.338 ( 1.004)   152     94915                    23.44-  83.44    52.60
--------------------------------------------------------------------------------
   72 2,4-Dinitrophenol                              CAS #: 51-28-5
7.366    7.369 ( 1.009)   184     17282 10.0000     11.1  80.00- 120.00   100.00
7.365    7.369 ( 1.008)    63     13239                    48.07- 108.07    76.61
7.366    7.369 ( 1.009)   154     12100                    39.61-  99.61    70.02
--------------------------------------------------------------------------------
   74 4-Nitrophenol                                  CAS #: 100-02-7
7.481    7.476 ( 1.024)   109     51452 10.0000      9.6  80.00- 120.00   100.00(Q)
```

RT	EXP RT	REL RT	MASS	RESPONSE	AMOUNTS CAL-AMT (ug/ml)	AMOUNTS ON-COL (ug/ml)	TARGET RANGE	RATIO
74 4-Nitrophenol (continued)								
7.502	7.476	(1.027)	139	156610			26.63- 86.63	304.38
7.481	7.476	(1.024)	65	54818			81.59- 141.59	106.54
75 Dibenzofuran						CAS #: 132-64-9		
7.503	7.506	(1.027)	168	299779	10.0000	9.6	80.00- 120.00	100.00
7.502	7.506	(1.027)	139	156612			12.75- 72.75	52.24
76 2,4-Dinitrotoluene						CAS #: 121-14-2		
7.489	7.494	(1.025)	165	72890	10.0000	9.3	80.00- 120.00	100.00
7.488	7.494	(1.025)	63	83374			82.10- 142.10	114.38
7.489	7.494	(1.025)	89	75500			72.08- 132.08	103.58
80 Diethylphthalate						CAS #: 84-66-2		
7.723	7.729	(1.057)	149	223925	10.0000	9.8	80.00- 120.00	100.00
7.724	7.729	(1.058)	177	50913			0.00- 53.36	22.74
7.723	7.729	(1.057)	150	28131			0.00- 42.43	12.56
81 Fluorene						CAS #: 86-73-7		
7.838	7.841	(1.073)	166	245687	10.0000	9.1	80.00- 120.00	100.00
7.838	7.841	(1.073)	165	231763			65.55- 125.55	94.33
7.838	7.841	(1.073)	167	33781			0.00- 44.15	13.75
82 4-Chlorophenyl-phenylether						CAS #: 7005-72-3		
7.835	7.838	(1.073)	204	143908	10.0000	8.8	80.00- 120.00	100.00
7.836	7.838	(1.073)	206	47162			4.27- 64.27	32.77
7.835	7.838	(1.073)	141	79715			24.97- 84.97	55.39
84 4-Nitroaniline						CAS #: 100-01-6		
7.865	7.874	(1.077)	138	39746	10.0000	9.3	80.00- 120.00	100.00
7.863	7.874	(1.077)	92	24371			38.02- 98.02	61.32
7.864	7.874	(1.077)	108	59332			124.92- 184.92	149.28
85 4,6-Dinitro-2-methylphenol						CAS #: 534-52-1		
7.889	7.896	(0.901)	198	41398	10.0000	10.4	80.00- 120.00	100.00
7.886	7.896	(0.900)	51	15315			6.77- 66.77	36.99
7.888	7.896	(0.901)	105	15920			8.50- 68.50	38.46
86 N-Nitrosodiphenylamine						CAS #: 86-30-6		
7.952	7.956	(0.908)	169	165449	10.0000	9.7	80.00- 120.00	100.00
7.952	7.956	(0.908)	168	101318			36.61- 96.61	61.24
7.952	7.956	(0.908)	167	61129			4.62- 64.62	36.95
87 1,2-Diphenylhydrazine						CAS #: 122-66-7		
7.990	7.992	(1.094)	77	265289	10.0000	10.1	80.00- 120.00	100.00
7.990	7.992	(1.094)	105	32725			0.00- 43.34	12.34
7.991	7.992	(1.094)	182	63773			0.00- 56.11	24.04
$ 88 2,4,6-Tribromophenol (SURR)						CAS #: 118-79-6		
8.079	8.083	(1.106)	330	95369	20.0000	18.7	80.00- 120.00	100.00
8.079	8.083	(1.106)	332	91661			66.43- 126.43	96.11
8.077	8.083	(1.106)	141	36374			9.24- 69.24	38.14

RT	EXP RT	REL RT	MASS	RESPONSE	AMOUNTS CAL-AMT (ug/ml)	AMOUNTS ON-COL (ug/ml)	TARGET RANGE	RATIO
93 4-Bromophenylphenylether						CAS #: 101-55-3		
8.315	8.318	(0.949)	248	92104	10.0000	9.3	80.00- 120.00	100.00
8.315	8.318	(0.949)	250	89518			67.36- 127.36	97.19
8.314	8.318	(0.949)	141	58171			35.77- 95.77	63.16
94 Hexachlorobenzene						CAS #: 118-74-1		
8.383	8.387	(0.957)	284	102013	10.0000	9.0	80.00- 120.00	100.00
8.381	8.387	(0.957)	142	31148			2.39- 62.39	30.53
8.382	8.387	(0.957)	249	31275			0.06- 60.06	30.66
96 Pentachlorophenol						CAS #: 87-86-5		
8.582	8.585	(0.980)	266	52387	10.0000	7.8	80.00- 120.00	100.00
8.582	8.585	(0.980)	264	33999			33.70- 93.70	64.90
8.582	8.585	(0.980)	268	34223			35.26- 95.26	65.33
* 100 Phenanthrene-d10						CAS #: 1517-22-2		
8.759	8.761	(1.000)	188	1355574	40.0000		80.00- 120.00	100.00
8.758	8.761	(1.000)	94	84005			0.00- 36.35	6.20
8.758	8.761	(1.000)	80	108315			0.00- 37.82	7.99
101 Phenanthrene						CAS #: 85-01-8		
8.781	8.785	(1.002)	178	341113	10.0000	9.8	80.00- 120.00	100.00
8.781	8.785	(1.003)	179	52815			0.00- 46.33	15.48
8.781	8.785	(1.002)	176	68293			0.00- 50.11	20.02
103 Anthracene						CAS #: 120-12-7		
8.830	8.835	(1.008)	178	337445	10.0000	9.7	80.00- 120.00	100.00
8.830	8.835	(1.008)	179	49534			0.00- 45.97	14.68
8.830	8.835	(1.008)	176	63489			0.00- 49.80	18.81
104 Carbazole						CAS #: 86-74-8		
8.991	8.996	(1.027)	167	289359	10.0000	10	80.00- 120.00	100.00
8.991	8.996	(1.027)	139	37335			0.00- 43.89	12.90
8.990	8.996	(1.026)	83	16588			0.00- 36.17	5.73
105 Di-n-butylphthalate						CAS #: 84-74-2		
9.324	9.327	(1.064)	149	354871	10.0000	9.7	80.00- 120.00	100.00
9.323	9.327	(1.064)	150	32504			0.00- 40.04	9.16
9.324	9.327	(1.064)	104	26410			0.00- 37.79	7.44
109 Fluoranthene						CAS #: 206-44-0		
9.949	9.953	(1.136)	202	390995	10.0000	9.8	80.00- 120.00	100.00
9.948	9.953	(1.136)	101	24636			0.00- 36.69	6.30
9.949	9.953	(1.136)	203	67497			0.00- 48.82	17.26
111 Pyrene						CAS #: 129-00-0		
10.172	10.176	(0.896)	202	414985	10.0000	11.1	80.00- 120.00	100.00
10.172	10.176	(0.896)	200	89614			0.00- 51.88	21.59
10.172	10.176	(0.896)	203	76528			0.00- 49.33	18.44
$ 112 Terphenyl-d14 (SURR)						CAS #: 1718-51-0		
10.319	10.322	(0.909)	244	385517	10.0000	10.8	80.00- 120.00	100.00
10.317	10.322	(0.909)	122	24452			0.00- 36.72	6.34

RT	EXP RT	REL RT	MASS	RESPONSE	AMOUNTS CAL-AMT (ug/ml)	AMOUNTS ON-COL (ug/ml)	TARGET RANGE	RATIO
$ 112 Terphenyl-d14 (SURR) (continued)								
10.319	10.322	(0.909)	212	29858			0.00- 38.06	7.74
118 Butylbenzylphthalate						CAS #: 85-68-7		
10.794	10.798	(0.951)	149	162974	10.0000	10.0	80.00- 120.00	100.00
10.794	10.798	(0.951)	91	133733			51.57- 111.57	82.06
10.795	10.798	(0.951)	206	40478			0.00- 55.14	24.84
120 Benzo[a]anthracene						CAS #: 56-55-3		
11.344	11.348	(0.999)	228	487758	10.0000	10.3	80.00- 120.00	100.00
11.344	11.348	(0.999)	229	99444			0.00- 51.57	20.39
11.344	11.348	(0.999)	226	131717			0.00- 58.54	27.00
* 121 Chrysene-d12						CAS #: 1719-03-5		
11.354	11.359	(1.000)	240	1884223	40.0000		80.00- 120.00	100.00
11.353	11.359	(1.000)	120	111743			0.00- 36.38	5.93
11.355	11.359	(1.000)	236	498193			0.00- 57.06	26.44
123 Chrysene						CAS #: 218-01-9		
11.378	11.384	(1.002)	228	450715	10.0000	10.9	80.00- 120.00	100.00
11.378	11.384	(1.002)	226	134412			1.12- 61.12	29.82
11.378	11.384	(1.002)	229	92214			0.00- 51.74	20.46
124 Bis-2-Ethylhexylphthalate						CAS #: 117-81-7		
11.348	11.350	(0.999)	149	268270	10.0000	9.6	80.00- 120.00	100.00
11.348	11.350	(0.999)	167	79158			2.07- 62.07	29.51
11.349	11.350	(1.000)	279	23293			0.00- 39.24	8.68
125 Di-n-octylphthalate						CAS #: 117-84-0		
11.945	11.948	(0.942)	149	384643	10.0000	9.5	80.00- 120.00	100.00
11.944	11.948	(0.942)	167	5911			0.00- 31.74	1.54
11.944	11.948	(0.942)	43	30190			0.00- 38.21	7.85
127 Benzo[b]fluoranthene						CAS #: 205-99-2		
12.329	12.333	(0.972)	252	509272	10.0000	10.2	80.00- 120.00	100.00
12.329	12.333	(0.972)	253	101736			0.00- 54.02	19.98
12.327	12.333	(0.972)	125	24539			0.00- 34.93	4.82
128 Benzo[k]fluoranthene						CAS #: 207-08-9		
12.353	12.359	(0.974)	252	499856	10.0000	10	80.00- 120.00	100.00
12.353	12.359	(0.974)	253	112196			0.00- 53.57	22.45
12.351	12.359	(0.974)	125	23156			0.00- 35.26	4.63
129 Benzo[a]pyrene						CAS #: 50-32-8		
12.626	12.630	(0.996)	252	492957	10.0000	10.1	80.00- 120.00	100.00
12.626	12.630	(0.996)	253	108558			0.00- 54.04	22.02
12.624	12.630	(0.995)	125	24859			0.00- 35.52	5.04
* 130 Perylene-d12						CAS #: 1520-96-3		
12.681	12.682	(1.000)	264	1880614	40.0000		80.00- 120.00	100.00
12.682	12.682	(1.000)	260	464597			0.00- 54.80	24.70
12.681	12.682	(1.000)	265	445013			0.00- 53.39	23.66

RT	EXP RT	REL RT	MASS	RESPONSE	AMOUNTS CAL-AMT (ug/ml)	AMOUNTS ON-COL (ug/ml)	TARGET RANGE	RATIO
133 Indeno[1,2,3-cd]pyrene						CAS #: 193-39-5		
13.740	13.749	(1.083)	276	592745	10.0000	9.7	80.00- 120.00	100.00
13.739	13.749	(1.083)	138	67601			0.00- 42.48	11.40
13.739	13.749	(1.083)	277	151214			0.00- 56.82	25.51
134 Dibenz[a,h]anthracene						CAS #: 53-70-3		
13.746	13.755	(1.084)	278	510618	10.0000	9.6	80.00- 120.00	100.00
13.744	13.755	(1.084)	139	36085			0.00- 37.70	7.07
13.746	13.755	(1.084)	279	119952			0.00- 54.57	23.49
135 Benzo[g,h,i]perylene						CAS #: 191-24-2		
14.042	14.053	(1.107)	276	488208	10.0000	10.5	80.00- 120.00	100.00
14.043	14.053	(1.107)	138	48490			0.00- 40.01	9.93
14.042	14.053	(1.107)	277	116731			0.00- 54.80	23.91

QC Flag Legend

a - Target compound detected but, quantitated amount
    Below Limit Of Quantitation(BLOQ).
Q - Qualifier signal failed the ratio test.
M - Compound response manually integrated.

Data File: \\Svecd04\DD\chem\smsd03.i\S3042312.b\8270CAL2.D
Date : 23-APR-2012 12:21
Client ID: 8270CAL2
Sample Info: 45926
Purge Volume: 1000.0
Column phase: HPMS-5

Instrument: smsd03.i
Operator: PEL
Column diameter: 0.25

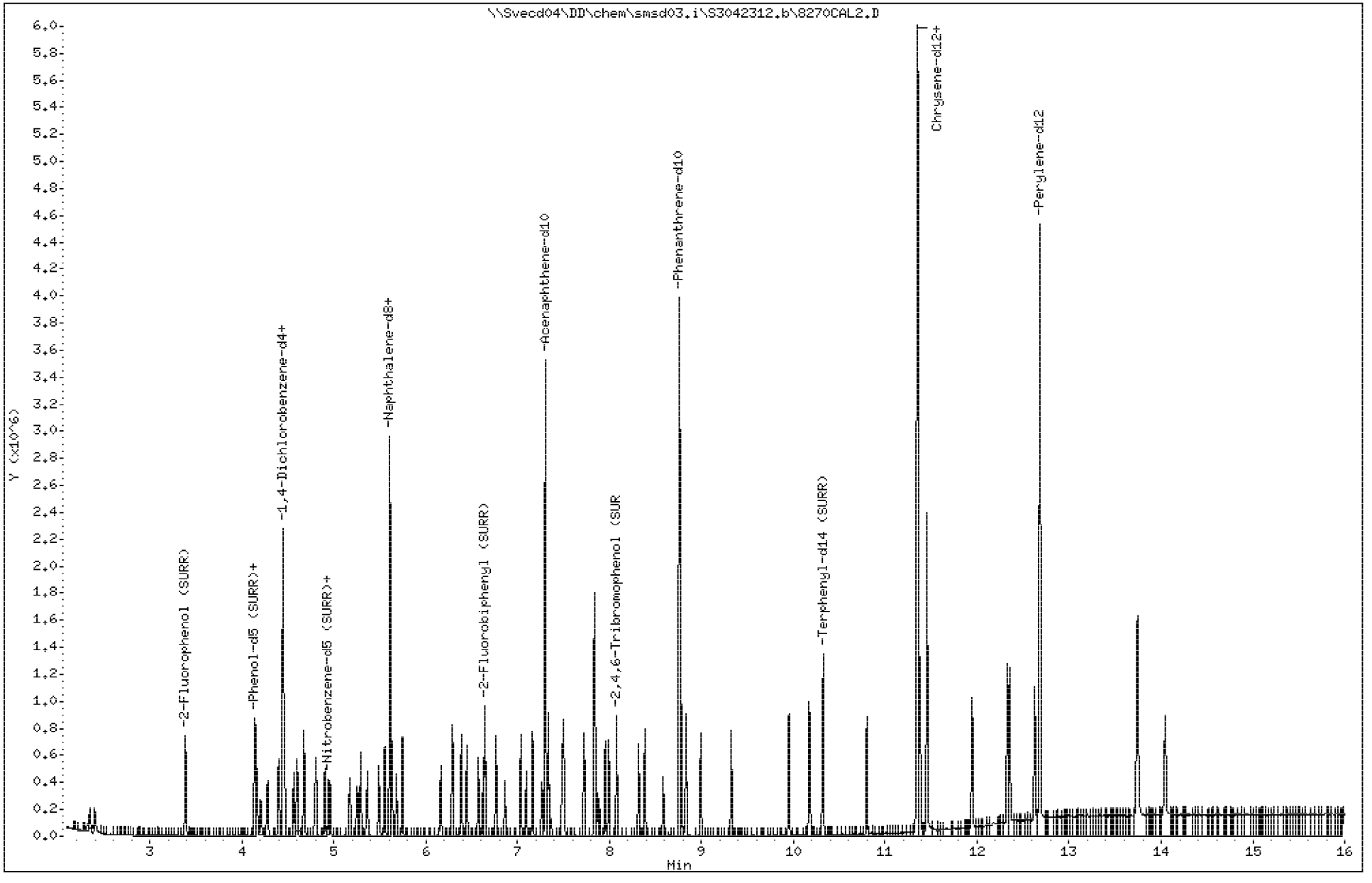

1011

3505892

Data File: \\Svecd04\DD\chem\smsd03.i\S3042312.b\8270CAL2.D

Date : 23-APR-2012 12:21

Client ID: 8270CAL2 Instrument: smsd03.i

Sample Info: 45926

Purge Volume: 1000.0 Operator: PEL

Column phase: HPMS-5 Column diameter: 0.25

2 Pyridine Concentration: 9.6 ug/l

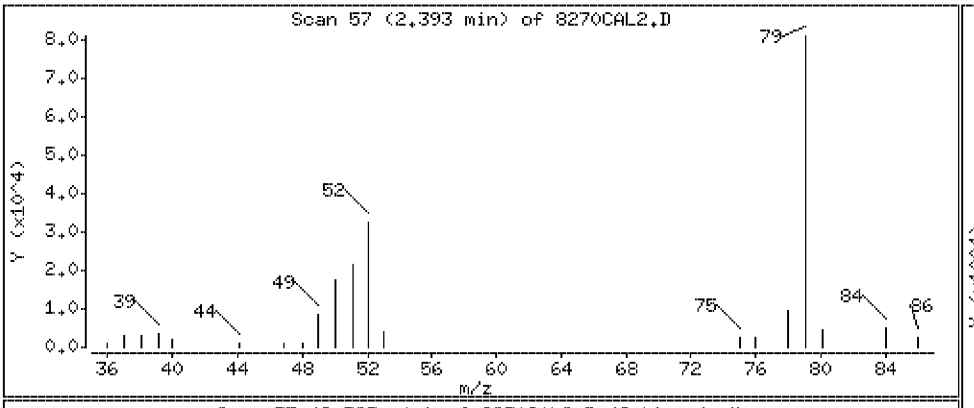

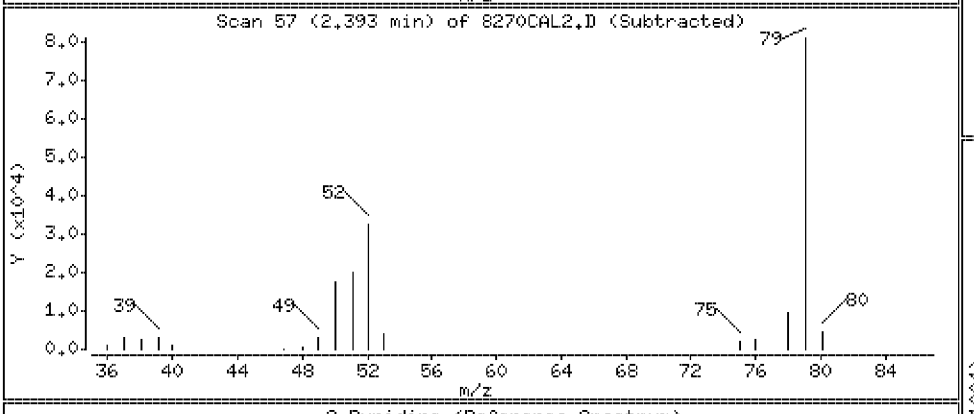

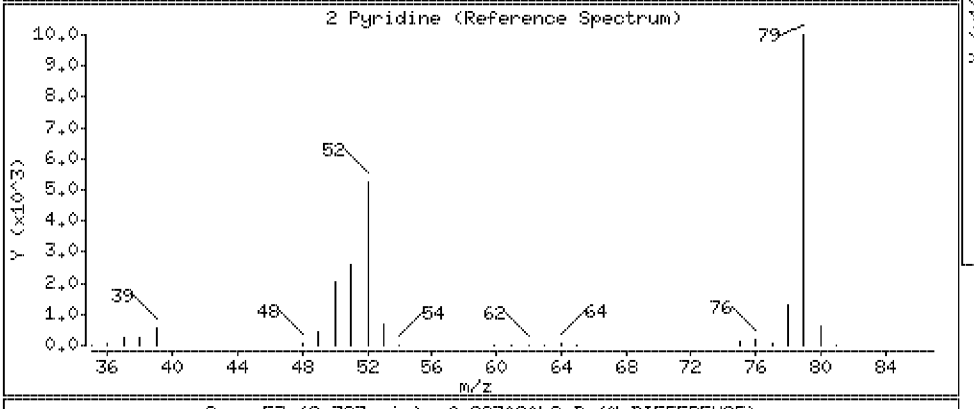

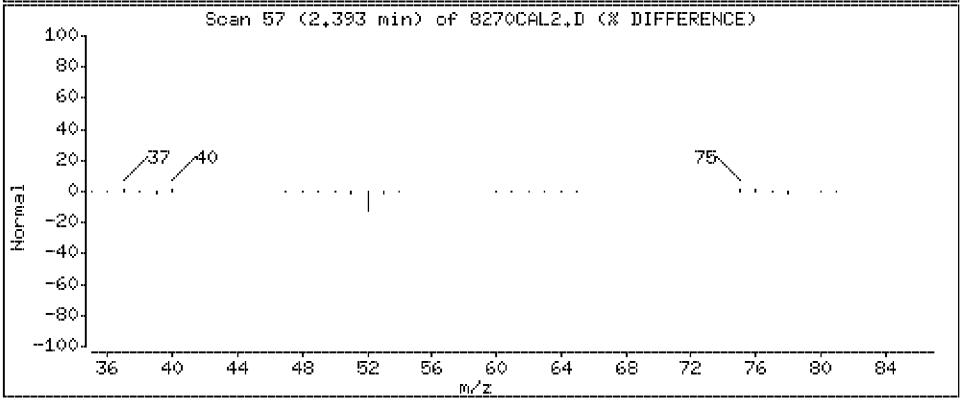

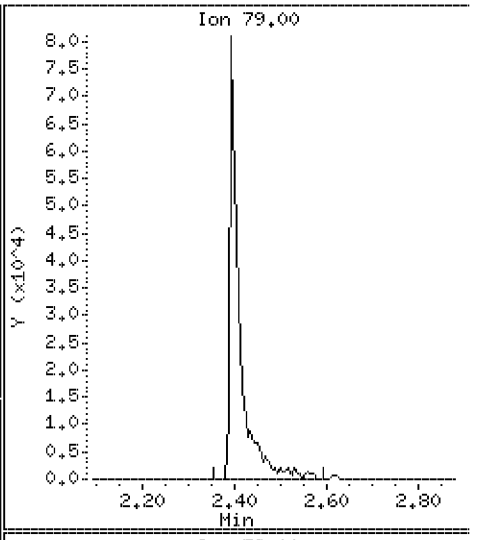

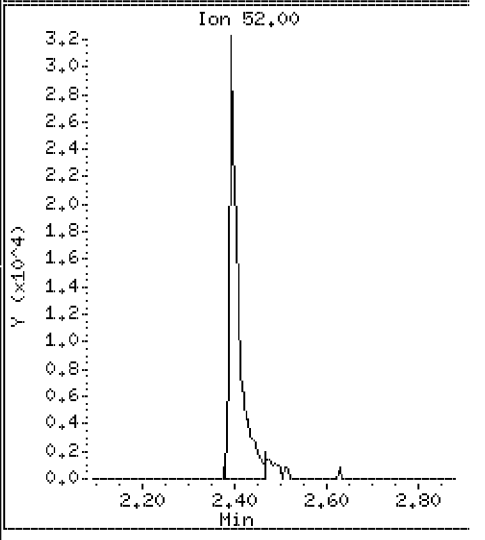

Data File: \\Svecd04\DD\chem\smsd03.i\S3042312.b\8270CAL2.D

Date : 23-APR-2012 12:21

Client ID: 8270CAL2 Instrument: smsd03.i

Sample Info: 45926

Purge Volume: 1000.0 Operator: PEL

Column phase: HPMS-5 Column diameter: 0.25

1 N-Nitrosodimethylamine Concentration: 10.3 ug/l

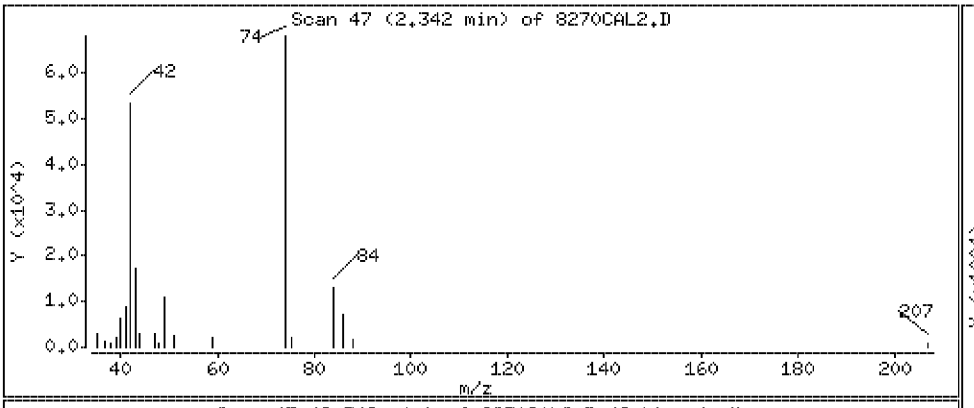

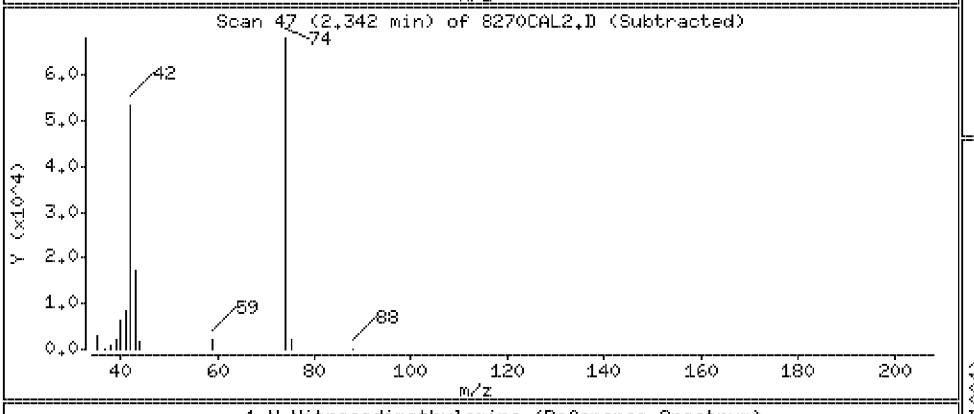

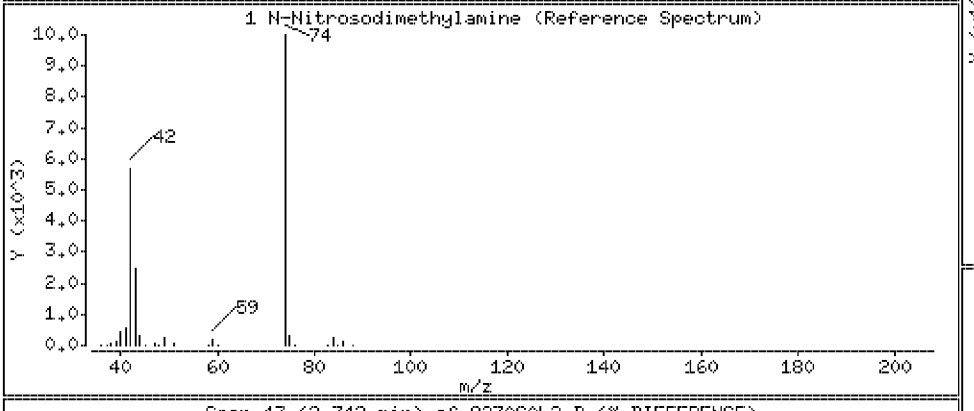

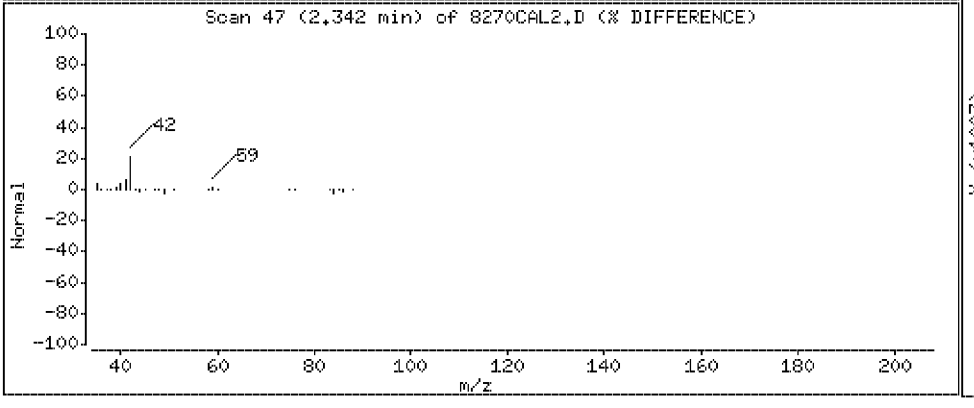

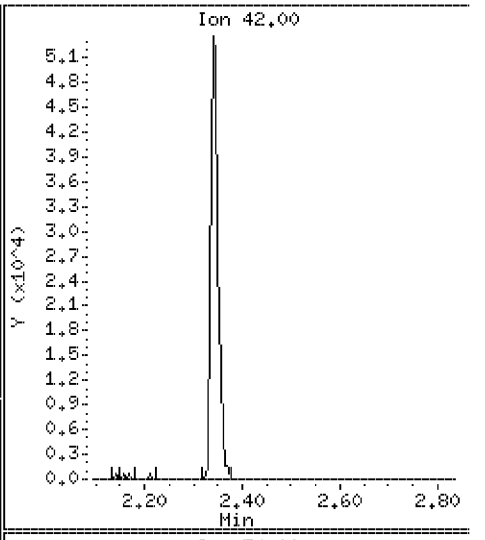

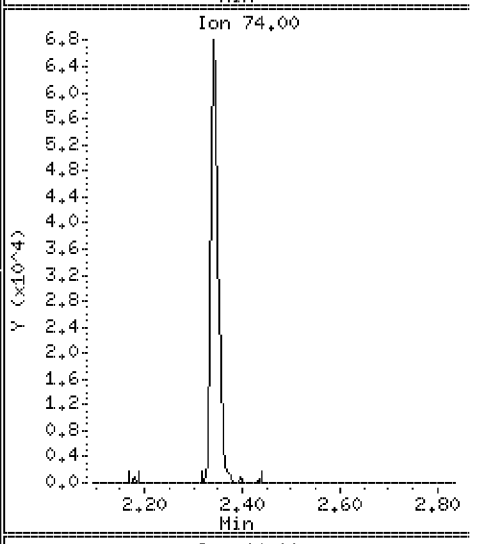

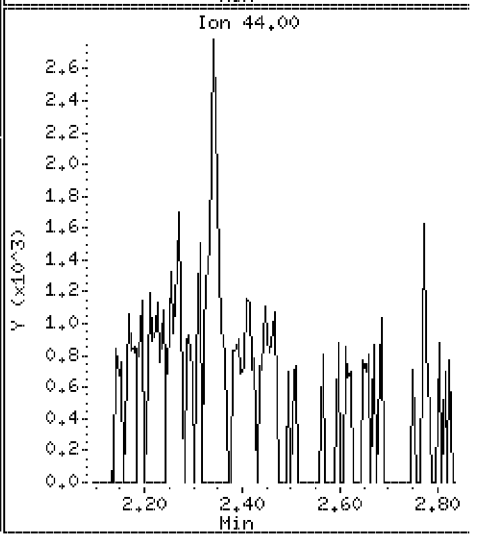

Data File: \\Svecd04\DD\chem\smsd03.i\S3042312.b\8270CAL2.D

Date : 23-APR-2012 12:21

Client ID: 8270CAL2

Instrument: smsd03.i

Sample Info: 45926

Purge Volume: 1000.0

Operator: PEL

Column phase: HPMS-5

Column diameter: 0.25

13 Phenol

Concentration: 9.0 ug/l

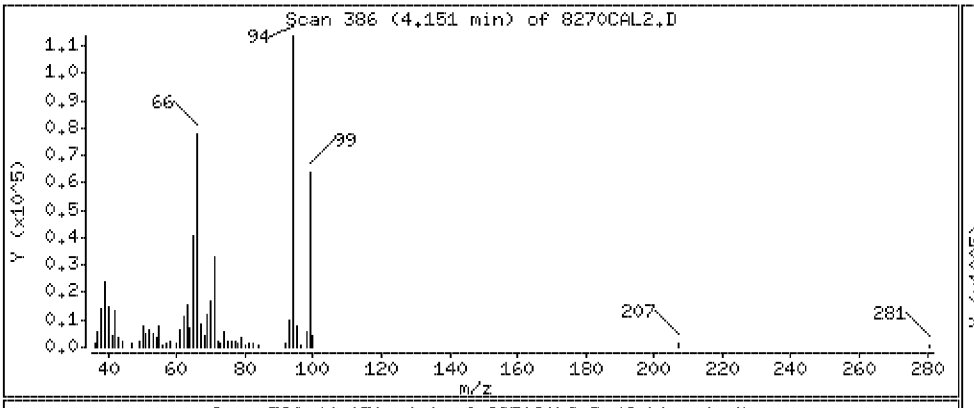

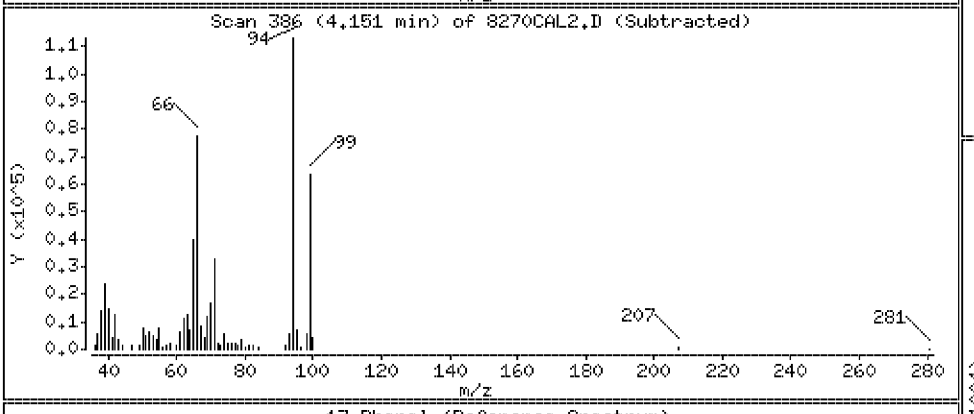

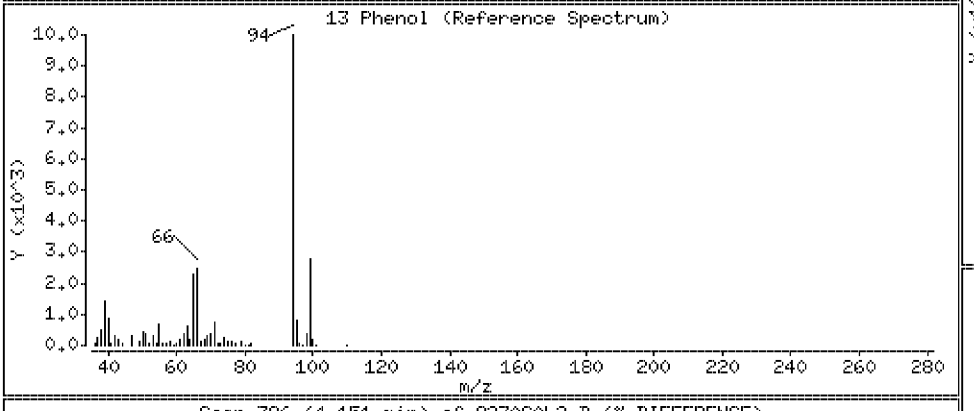

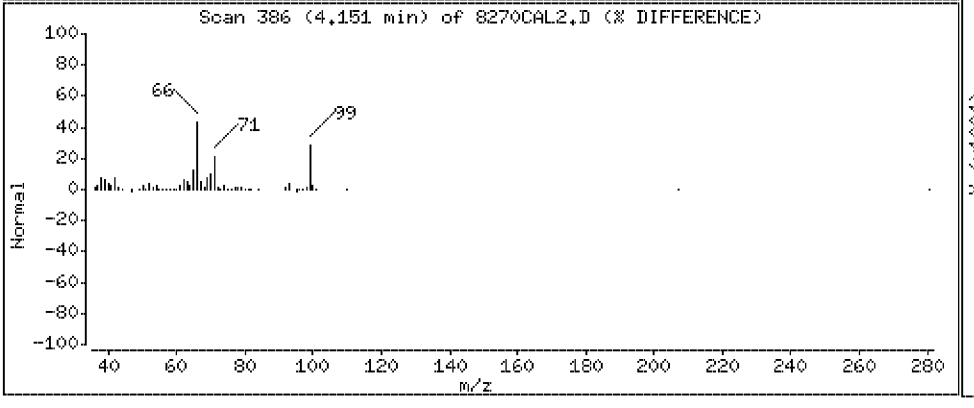

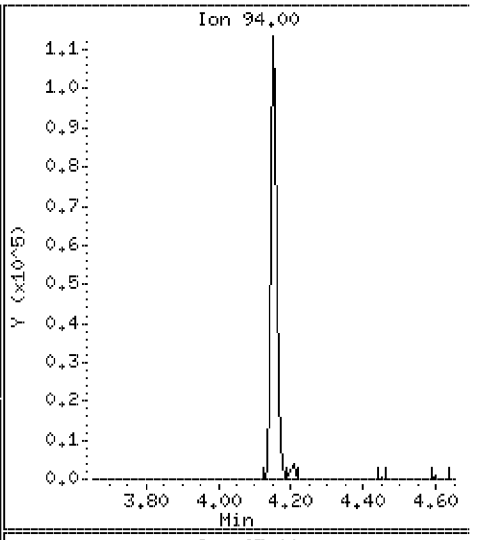

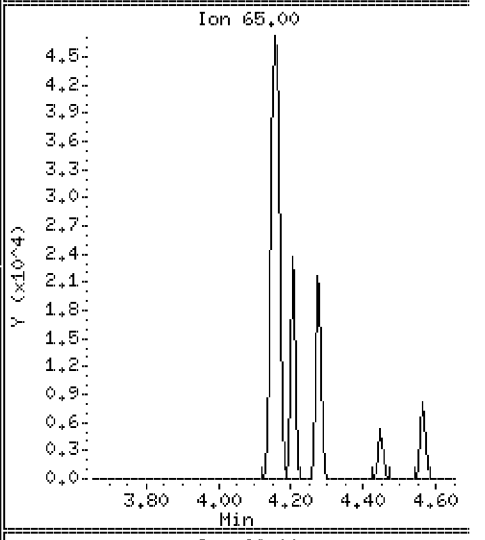

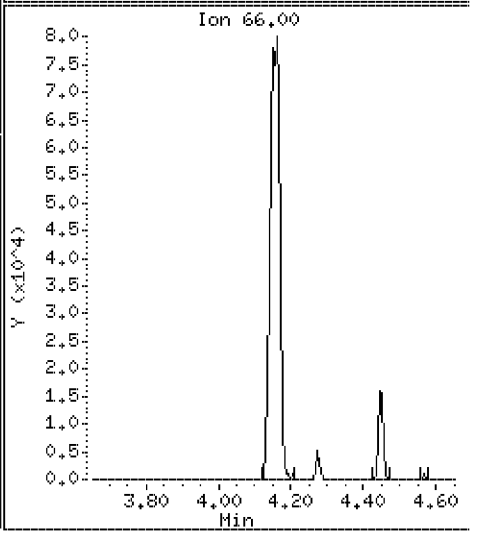

Data File: \\Svecd04\DD\chem\smsd03.i\S3042312.b\8270CAL2.D

Date : 23-APR-2012 12:21

Client ID: 8270CAL2

Instrument: smsd03.i

Sample Info: 45926

Purge Volume: 1000.0

Operator: PEL

Column phase: HPMS-5

Column diameter: 0.25

10 Aniline

Concentration: 9.5 ug/l

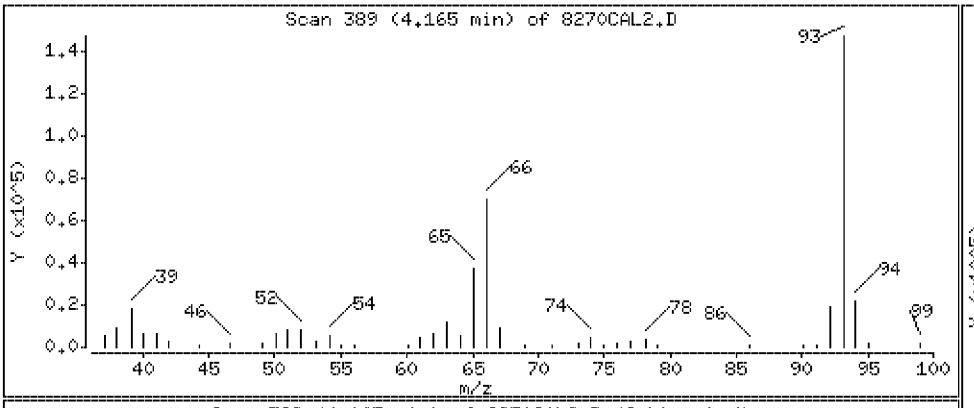

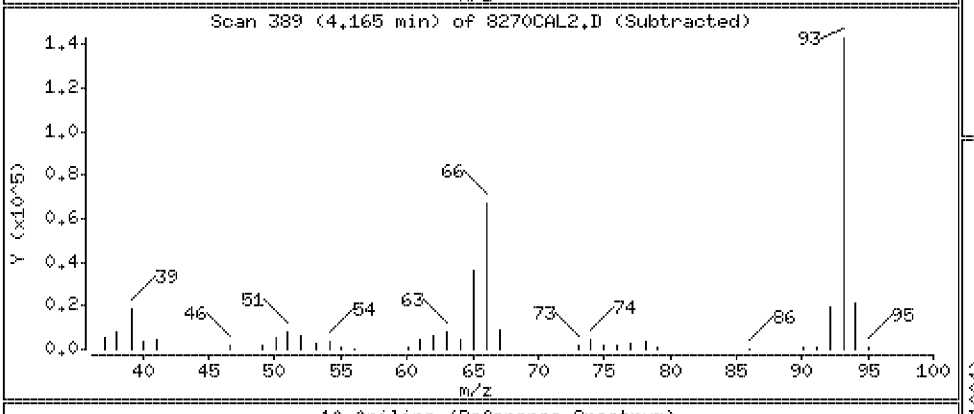

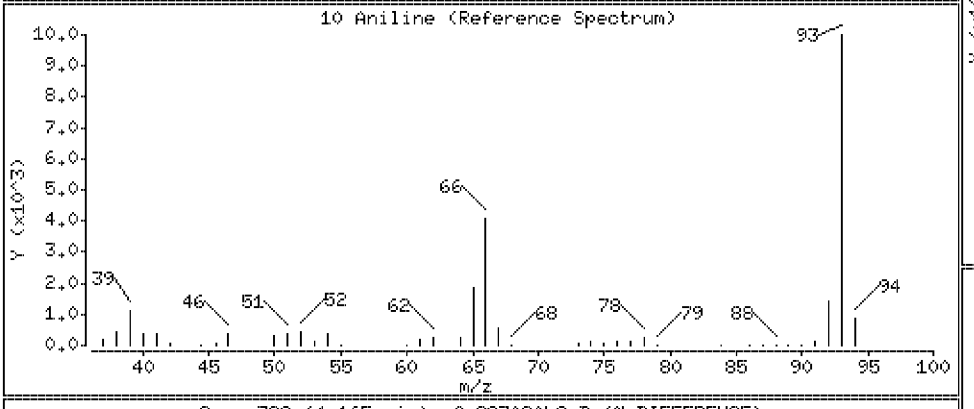

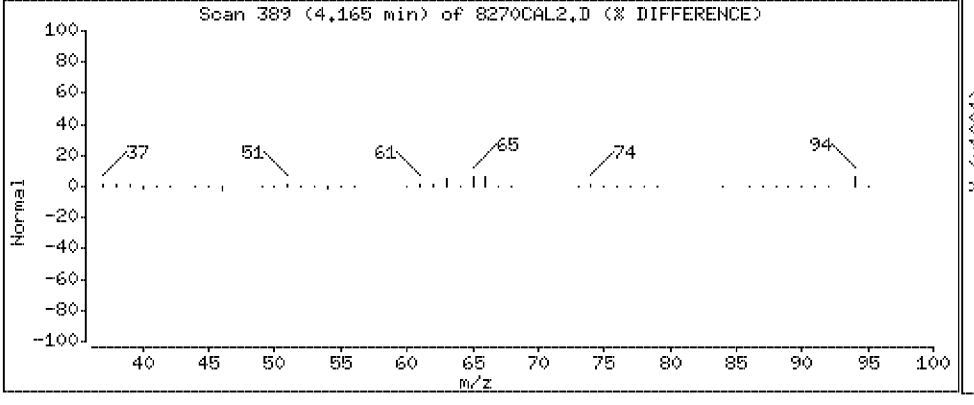

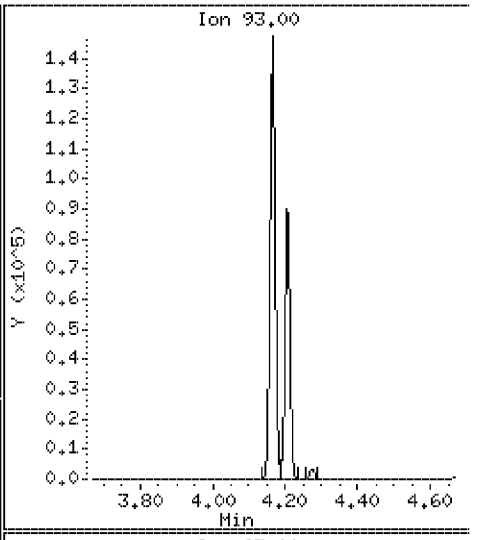

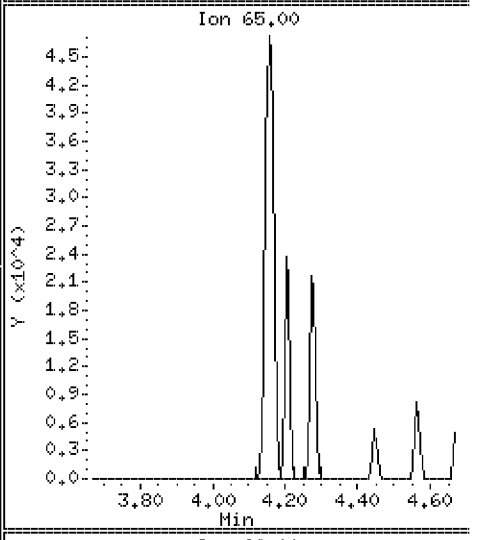

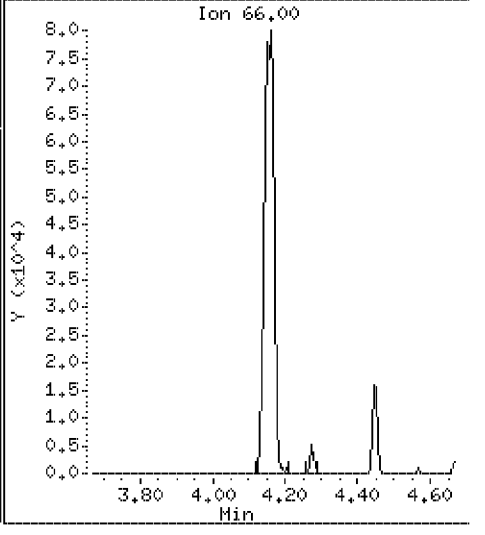

Data File: \\Svecd04\DD\chem\smsd03.i\S3042312.b\8270CAL2.D

Date : 23-APR-2012 12:21

Client ID: 8270CAL2 Instrument: smsd03.i

Sample Info: 45926

Purge Volume: 1000.0 Operator: PEL

Column phase: HPMS-5 Column diameter: 0.25

14 Bis(2-Chloroethyl)ether Concentration: 9.8 ug/l

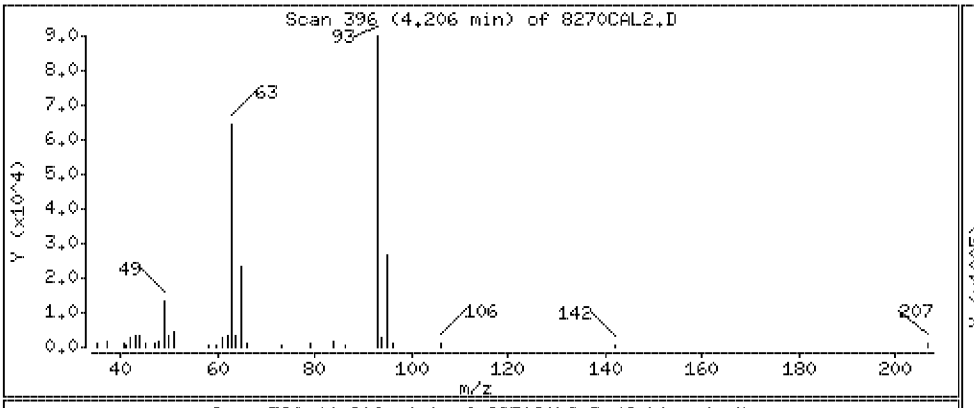

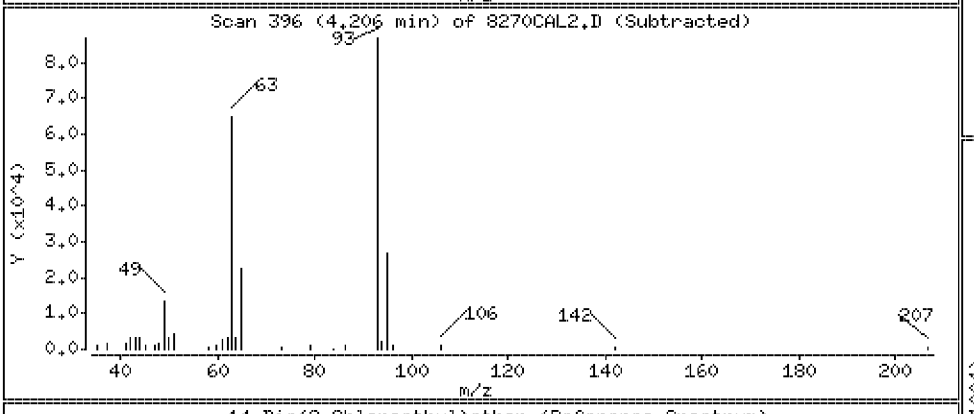

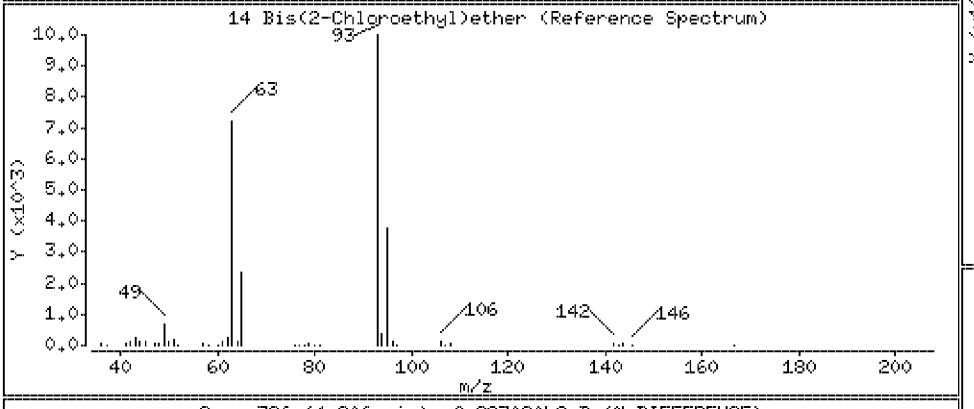

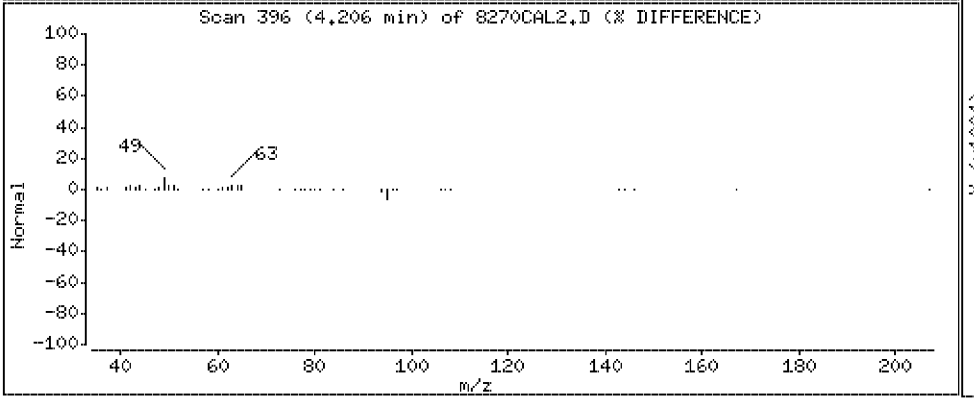

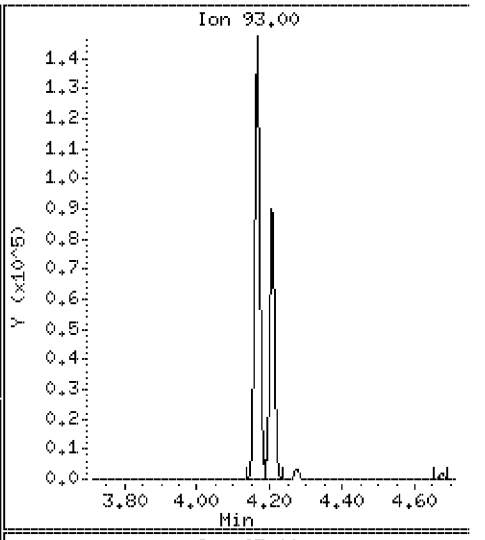

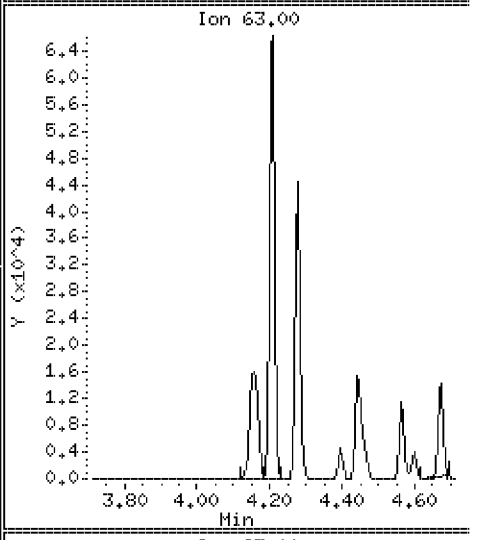

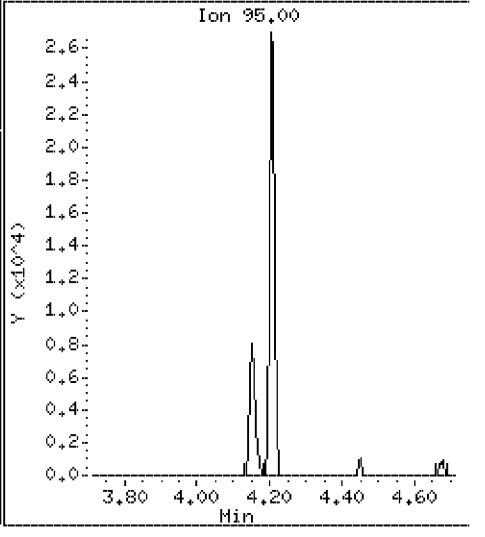

Data File: \\Svecd04\DD\chem\smsd03.i\S3042312.b\8270CAL2.D

Date : 23-APR-2012 12:21

Client ID: 8270CAL2 Instrument: smsd03.i

Sample Info: 45926

Purge Volume: 1000.0 Operator: PEL

Column phase: HPMS-5 Column diameter: 0.25

15 2-Chlorophenol Concentration: 9.1 ug/l

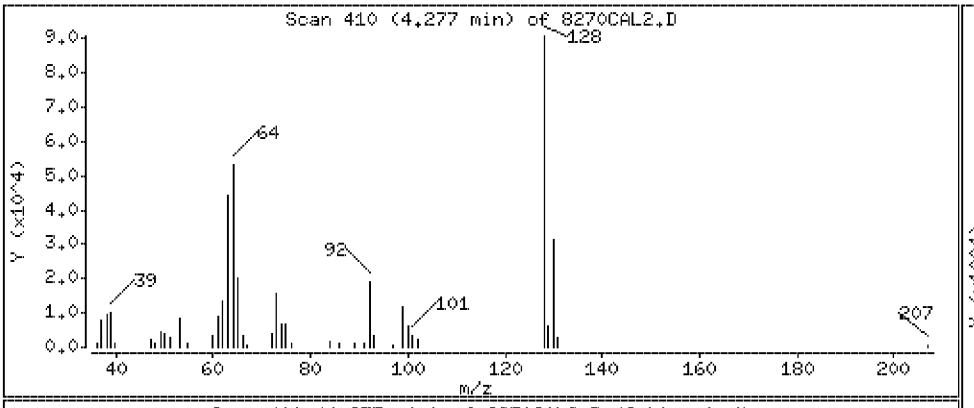

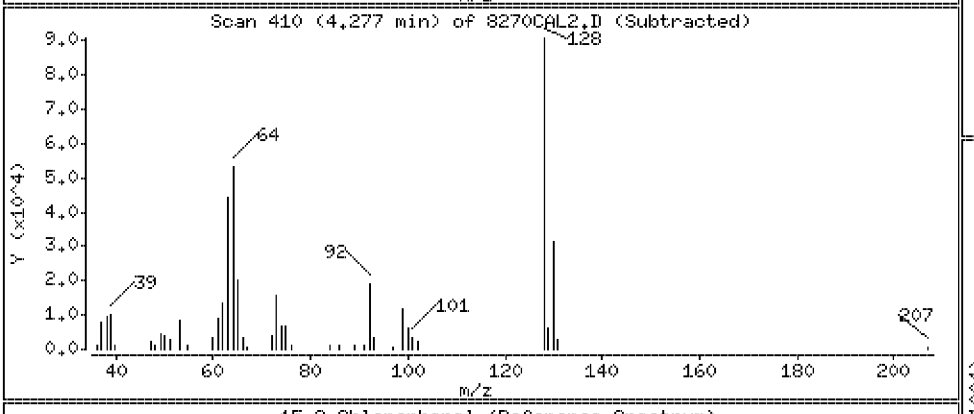

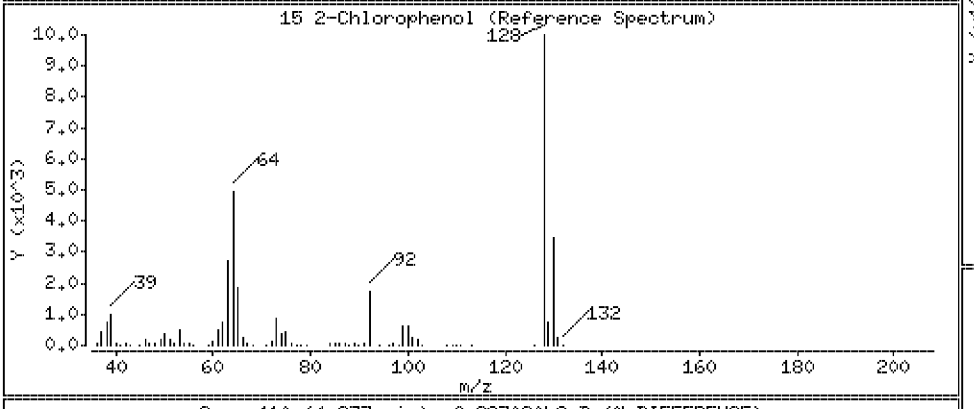

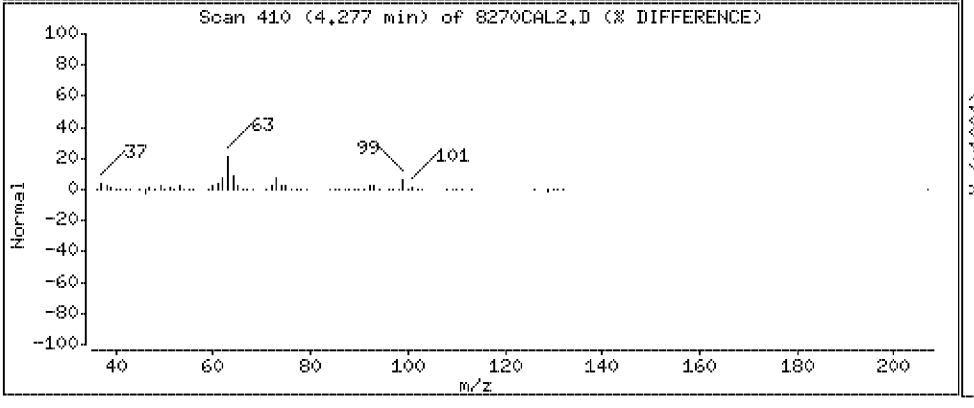

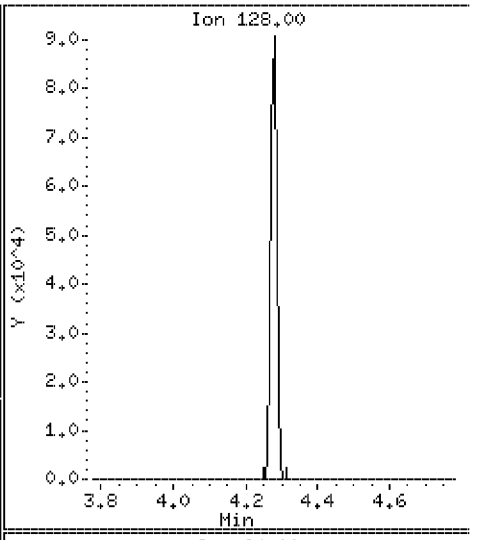

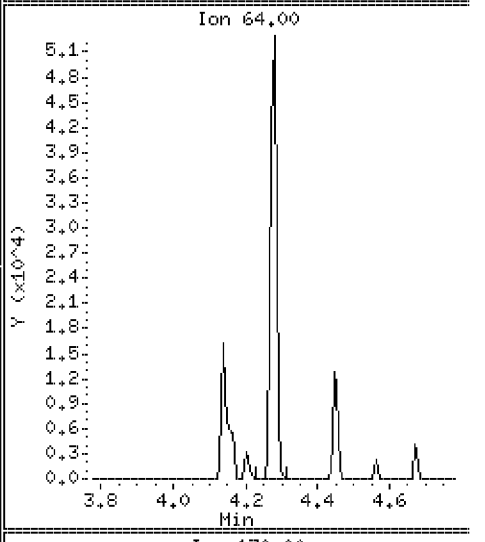

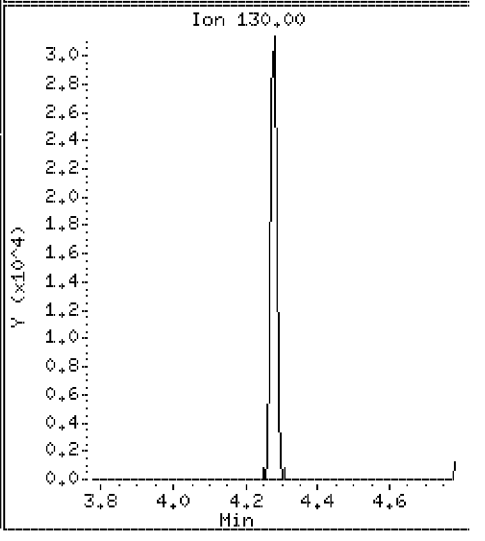

Data File: \\Svecd04\DD\chem\smsd03.i\S3042312.b\8270CAL2.D

Date : 23-APR-2012 12:21

Client ID: 8270CAL2

Instrument: smsd03.i

Sample Info: 45926

Purge Volume: 1000.0

Operator: PEL

Column phase: HPMS-5

Column diameter: 0.25

17 1,3-Dichlorobenzene

Concentration: 9.1 ug/l

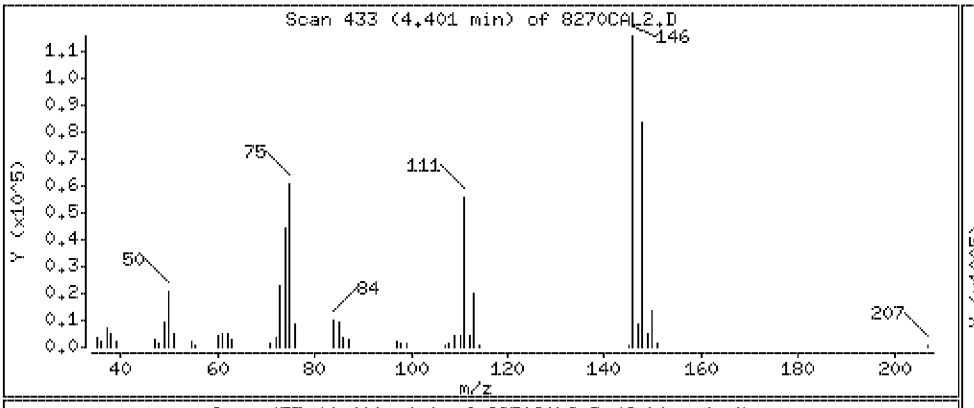

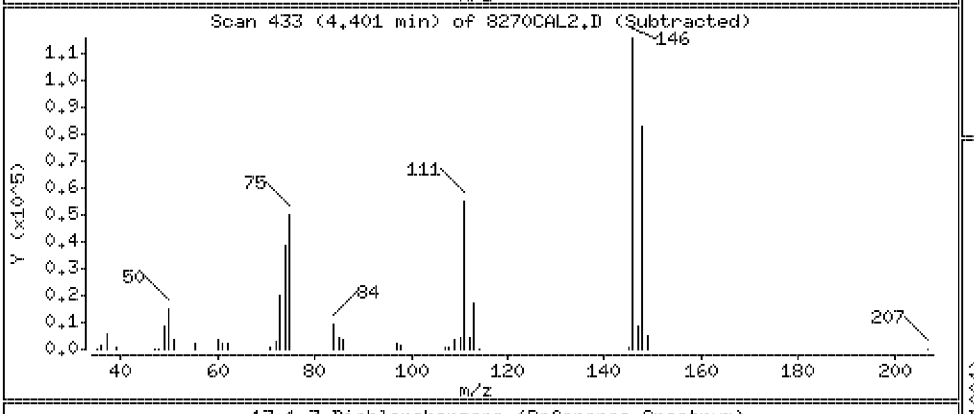

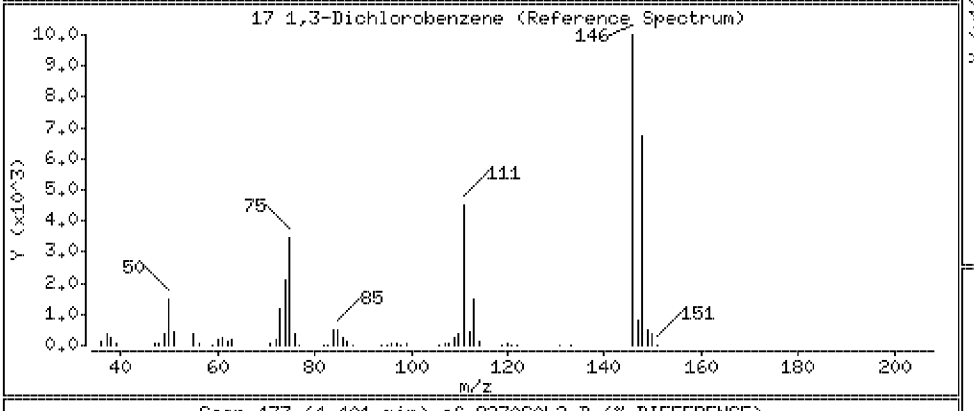

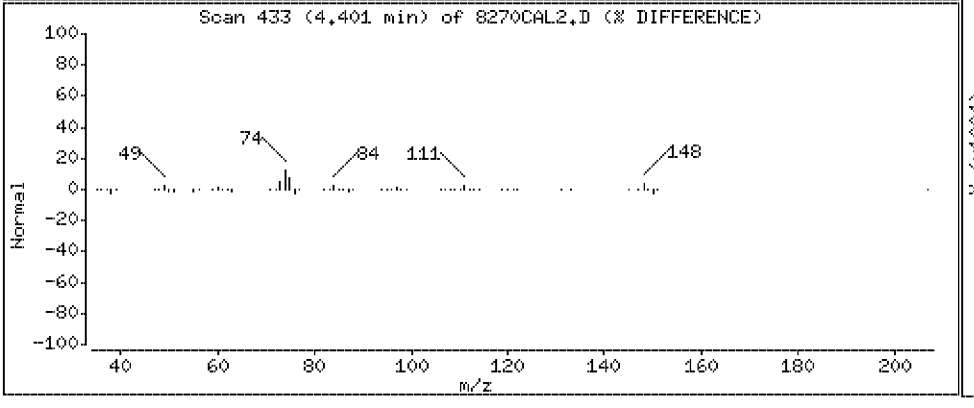

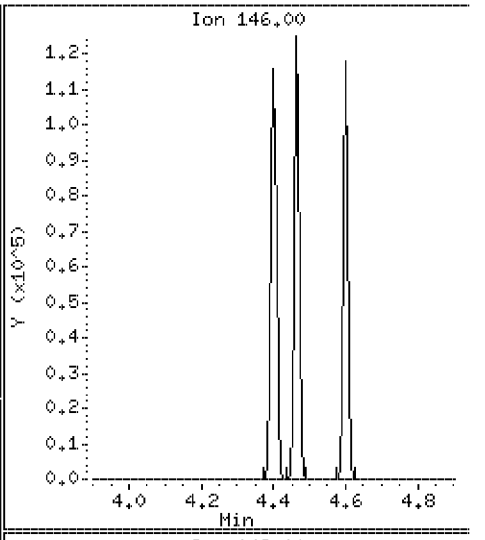

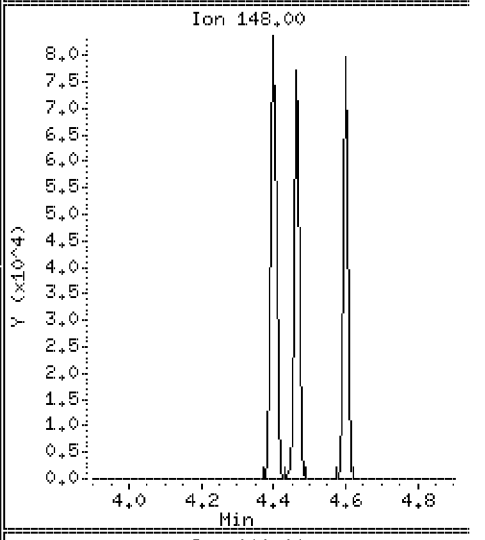

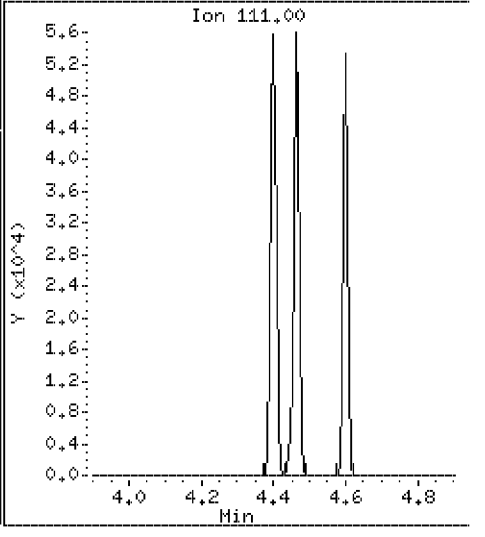

Data File: \\Svecd04\DD\chem\smsd03.i\S3042312.b\8270CAL2.D

Date : 23-APR-2012 12:21

Client ID: 8270CAL2 Instrument: smsd03.i

Sample Info: 45926

Purge Volume: 1000.0 Operator: PEL

Column phase: HPMS-5 Column diameter: 0.25

19 1,4-Dichlorobenzene Concentration: 9.5 ug/l

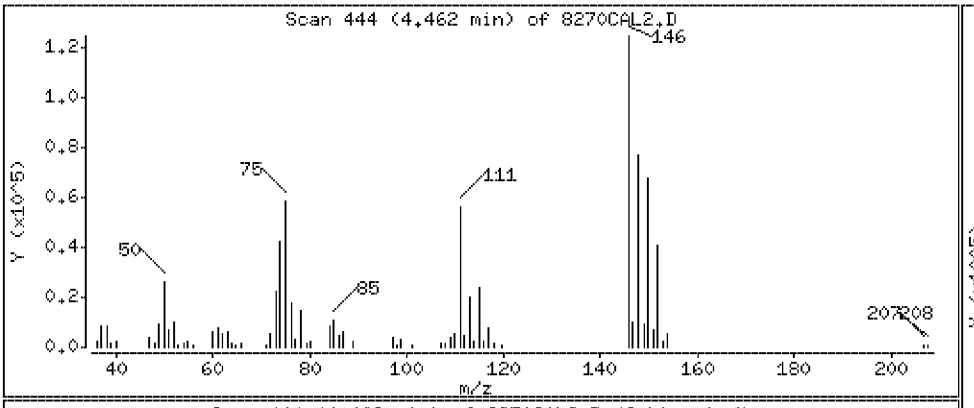

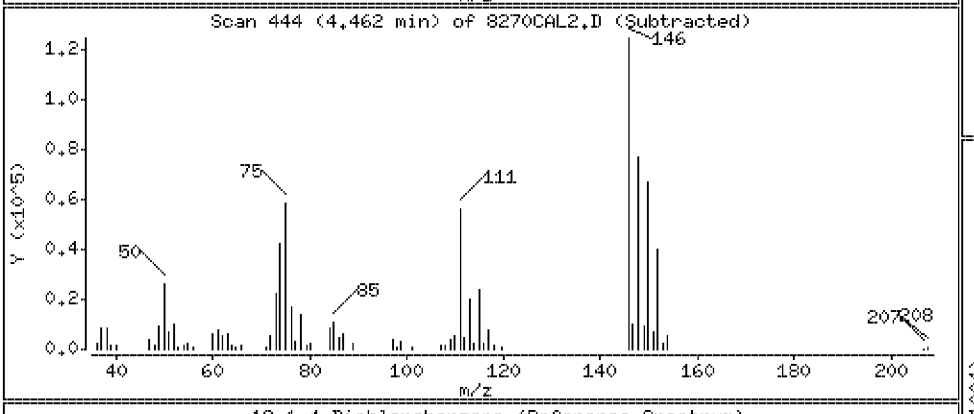

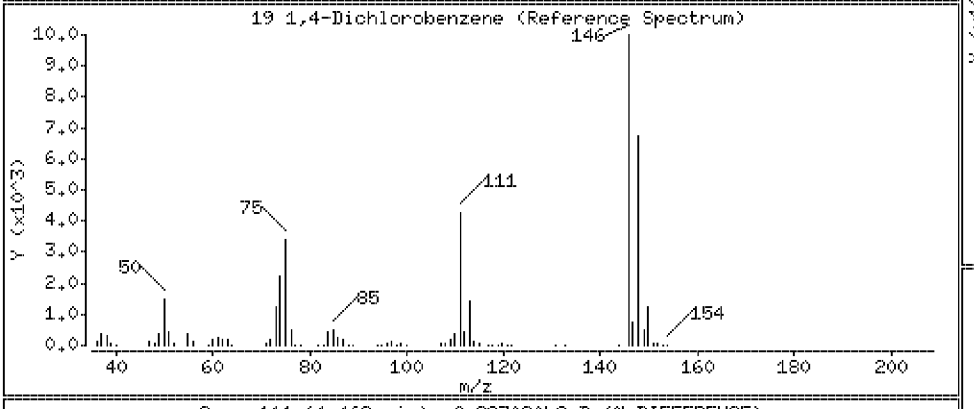

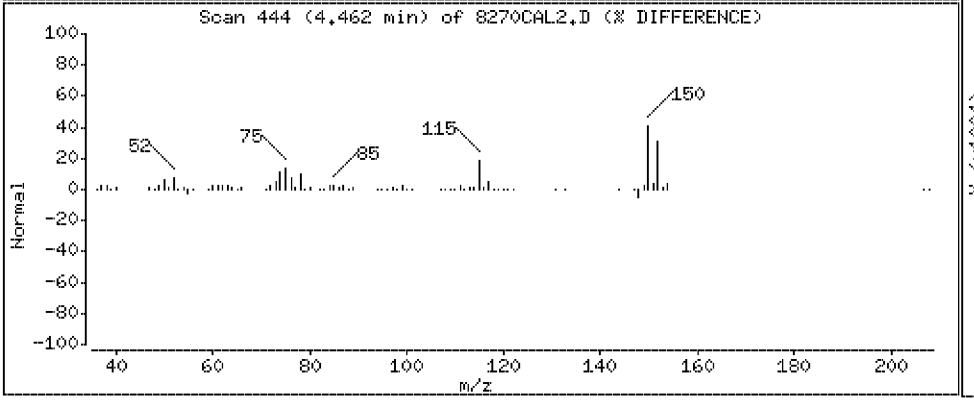

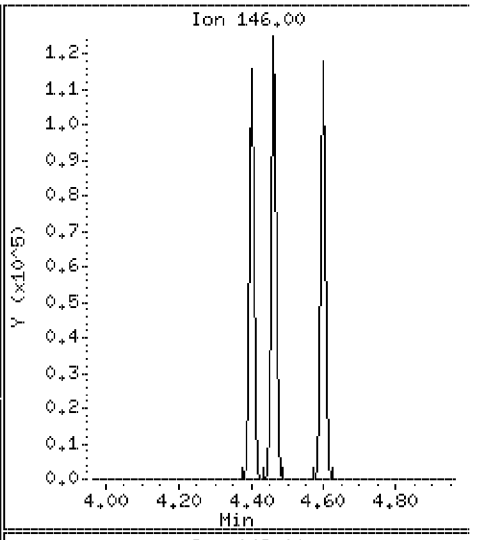

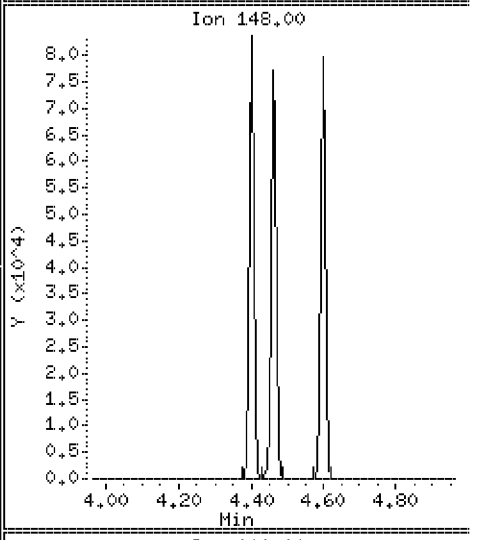

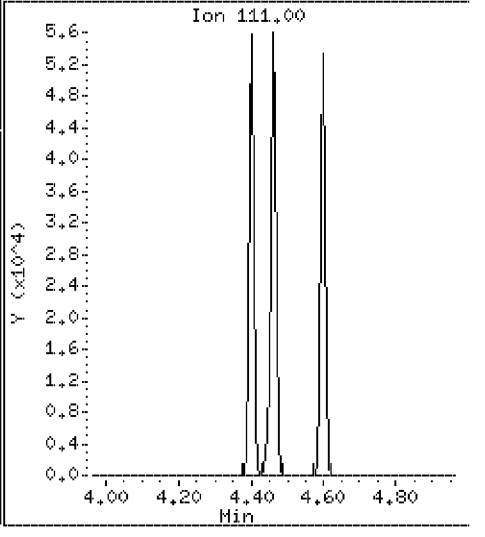

Data File: \\Svecd04\DD\chem\smsd03.i\S3042312.b\8270CAL2.D

Date : 23-APR-2012 12:21

Client ID: 8270CAL2 | Instrument: smsd03.i

Sample Info: 45926

Purge Volume: 1000.0 | Operator: PEL

Column phase: HPMS-5 | Column diameter: 0.25

21 Benzyl alcohol | Concentration: 9.0 ug/l

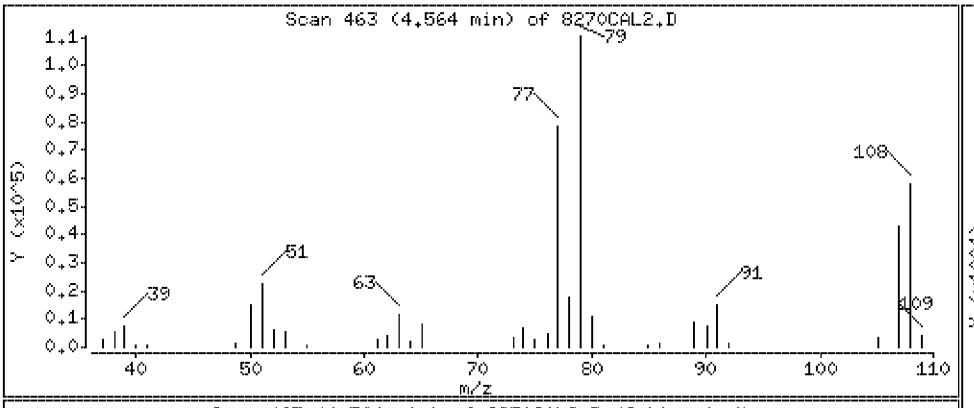

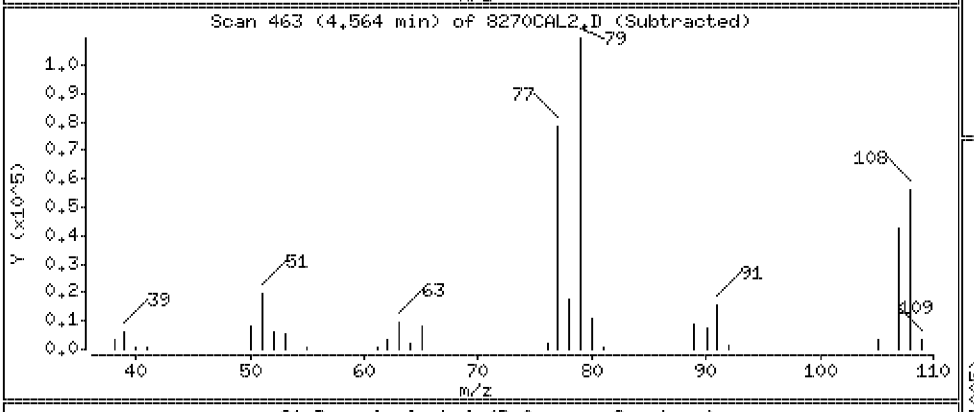

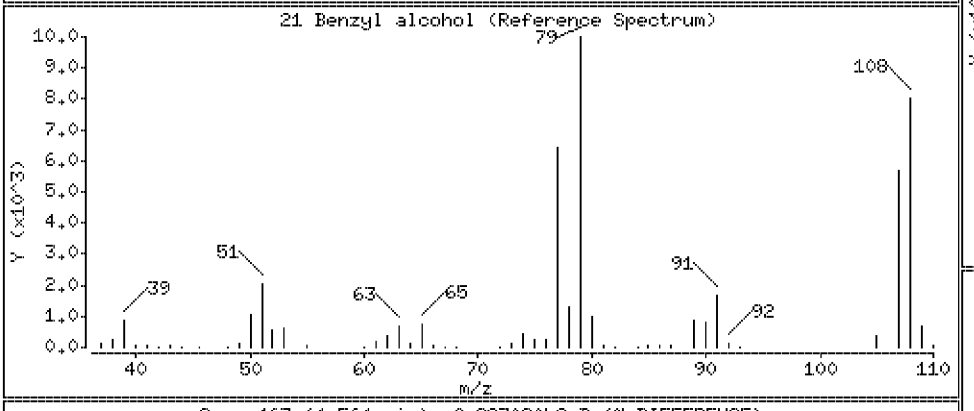

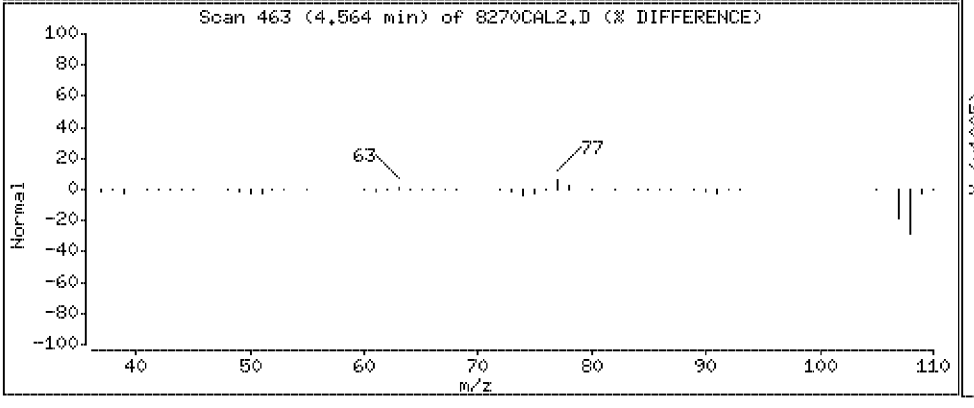

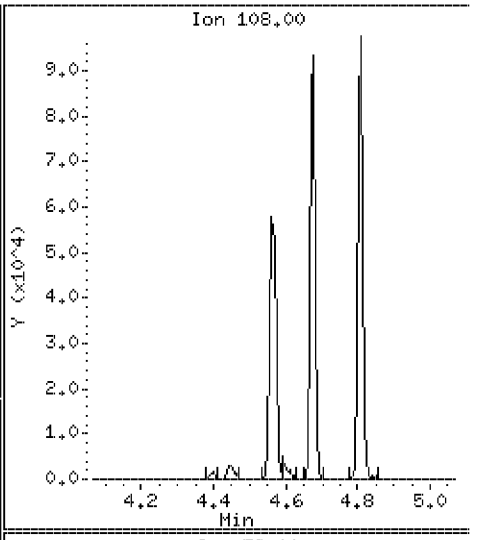

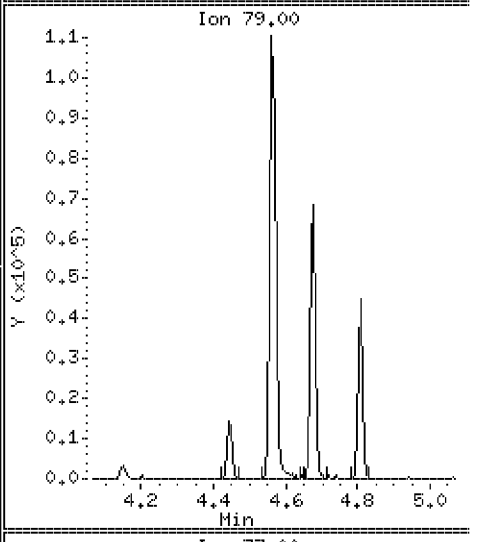

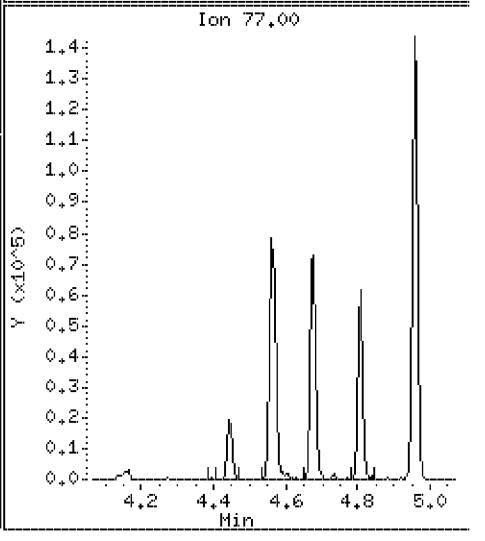

Data File: \\Svecd04\DD\chem\smsd03.i\S3042312.b\8270CAL2.D

Date : 23-APR-2012 12:21

Client ID: 8270CAL2

Instrument: smsd03.i

Sample Info: 45926

Purge Volume: 1000.0

Operator: PEL

Column phase: HPMS-5

Column diameter: 0.25

20 1,2-Dichlorobenzene

Concentration: 9.7 ug/l

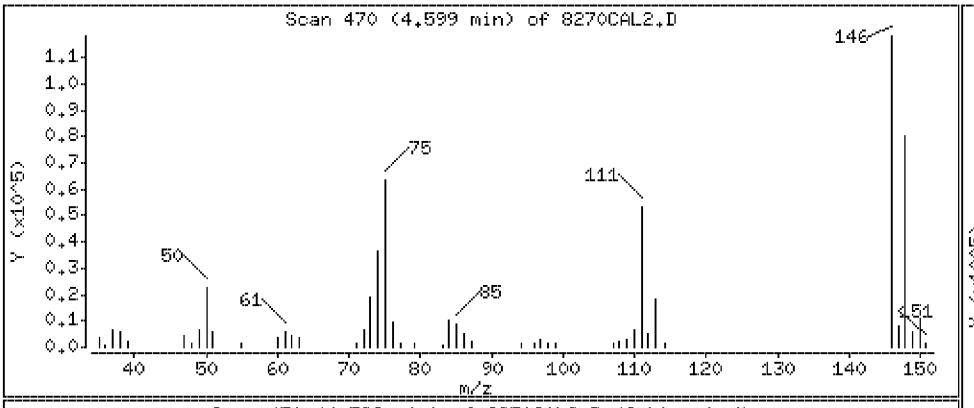

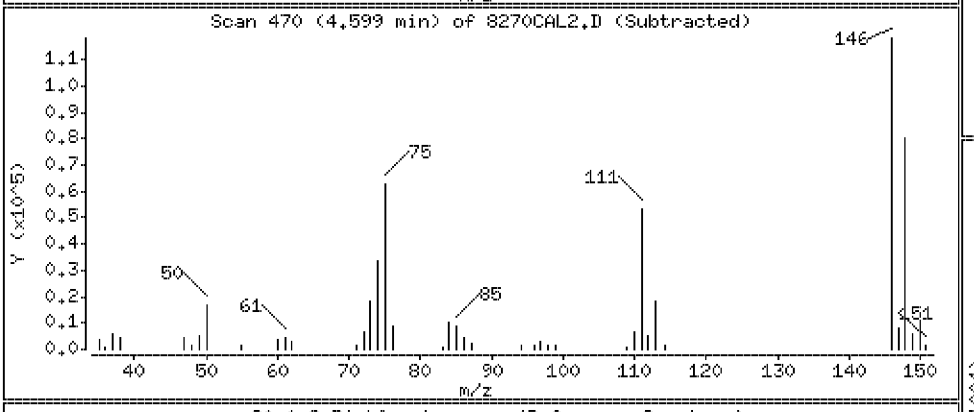

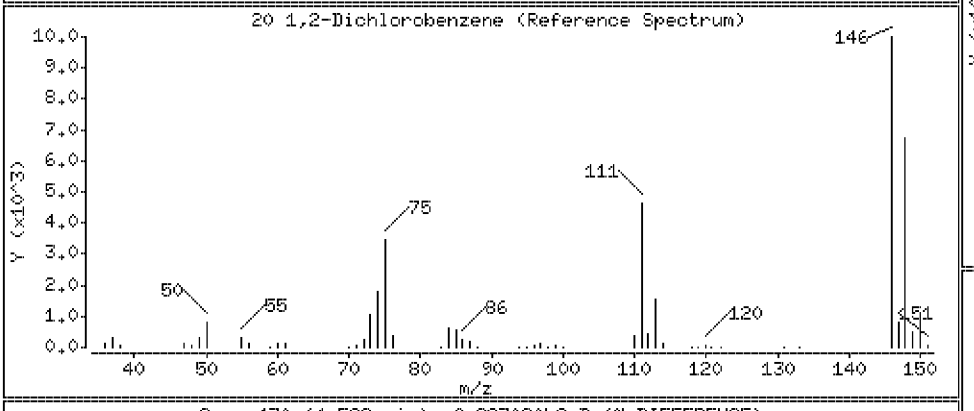

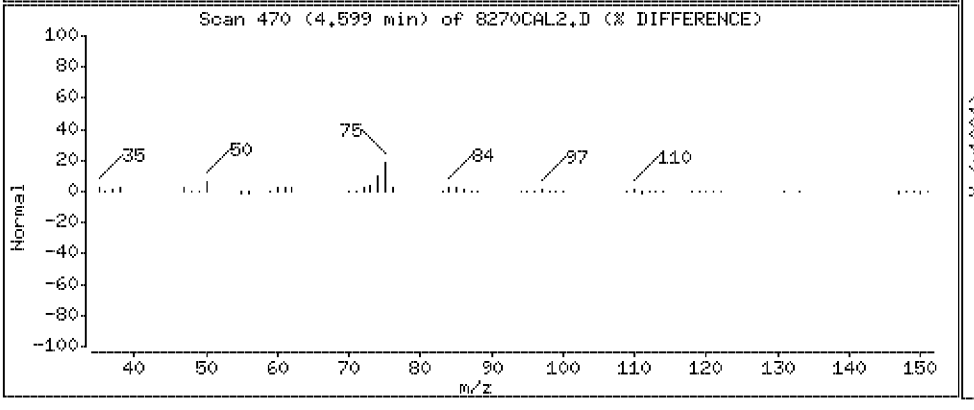

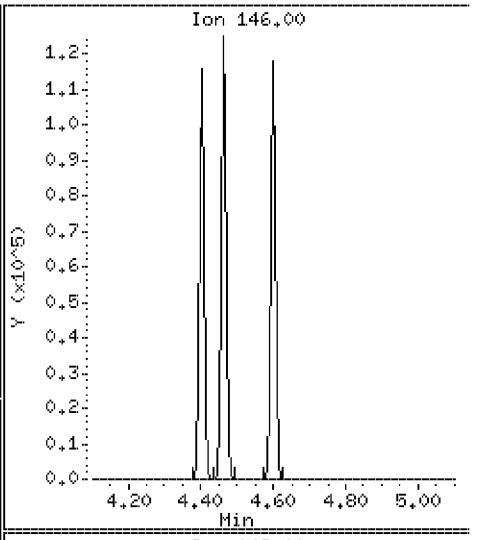

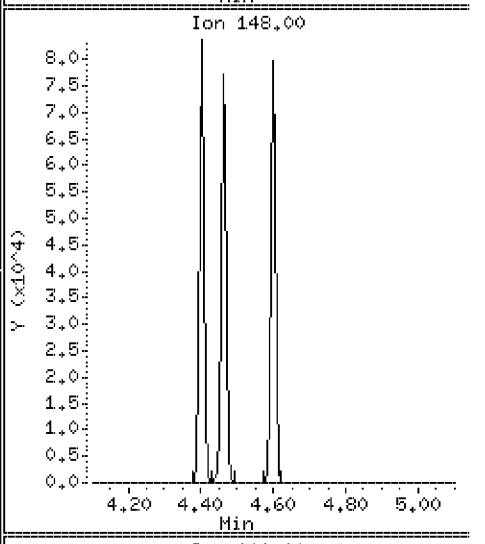

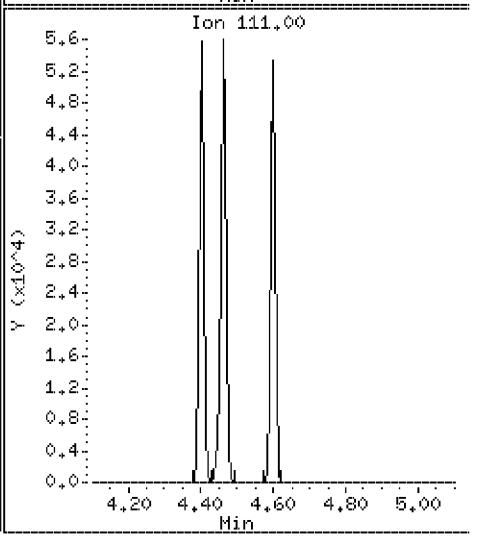

Data File: \\Svecd04\DD\chem\smsd03.i\S3042312.b\8270CAL2.D

Date : 23-APR-2012 12:21

Client ID: 8270CAL2

Instrument: smsd03.i

Sample Info: 45926

Purge Volume: 1000.0

Operator: PEL

Column phase: HPMS-5

Column diameter: 0.25

22 2-Methylphenol

Concentration: 9.1 ug/l

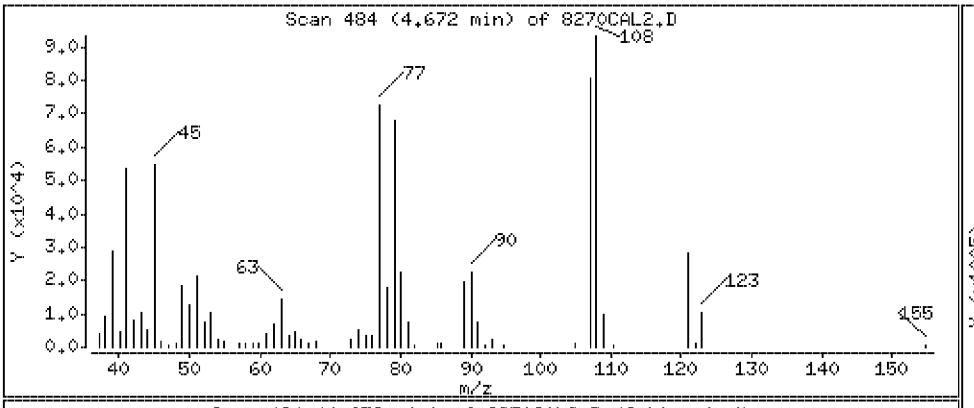

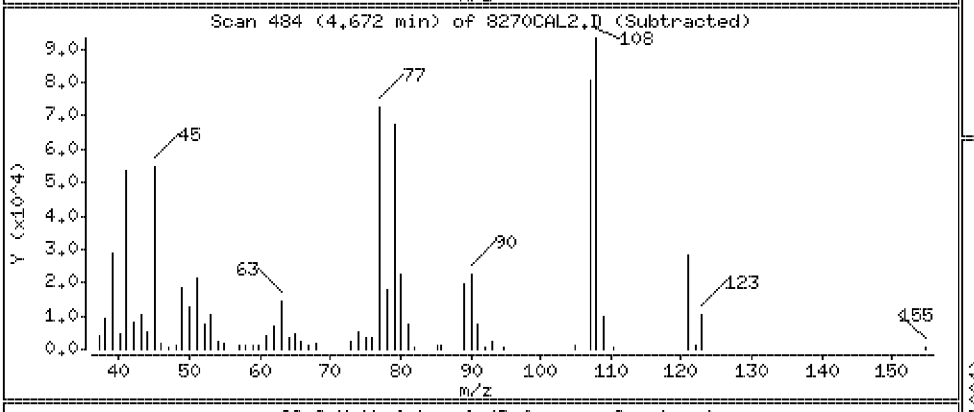

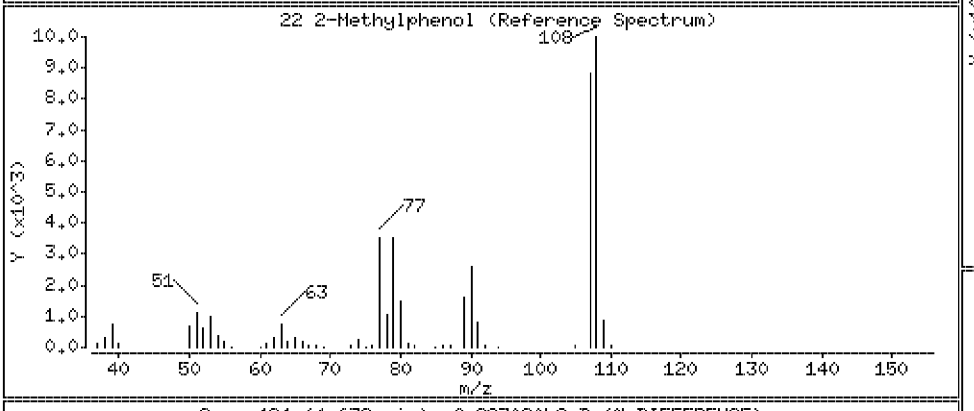

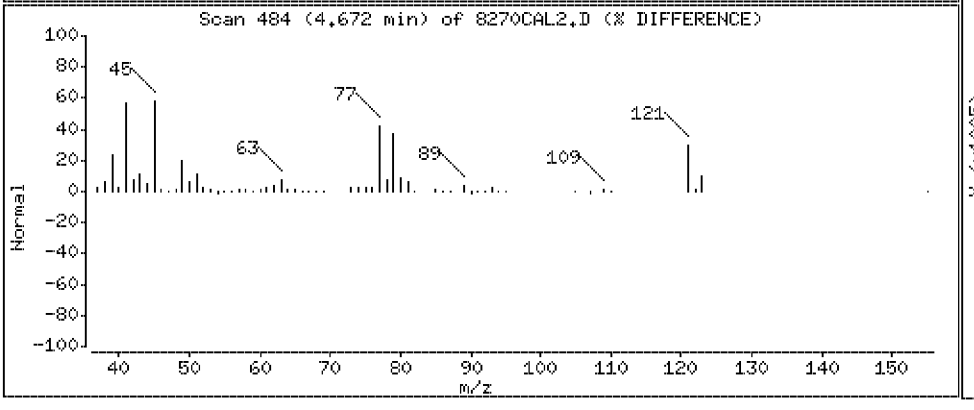

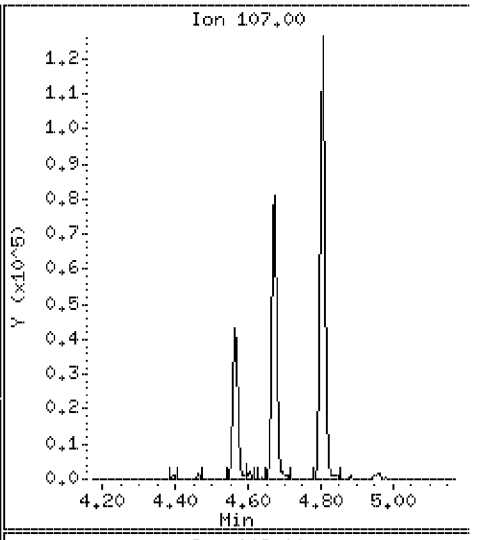

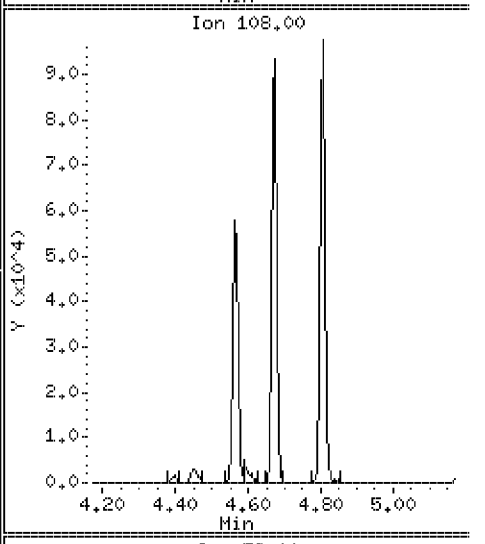

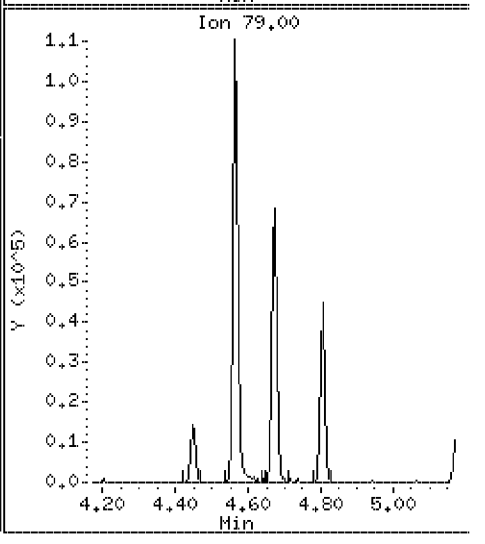

Data File: \\Svecd04\DD\chem\smsd03.i\S3042312.b\8270CAL2.D

Date : 23-APR-2012 12:21

Client ID: 8270CAL2

Instrument: smsd03.i

Sample Info: 45926

Purge Volume: 1000.0

Operator: PEL

Column phase: HPMS-5

Column diameter: 0.25

23 2,2'-oxybis(1-chloropropane)

Concentration: 9.2 ug/l

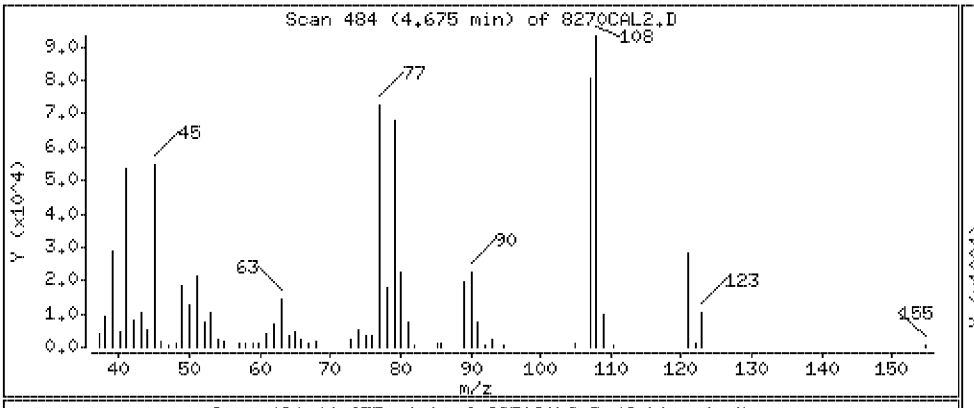

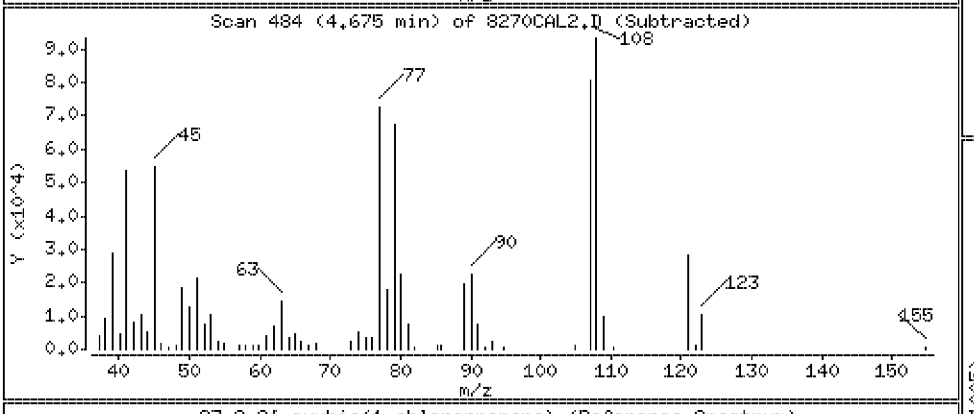

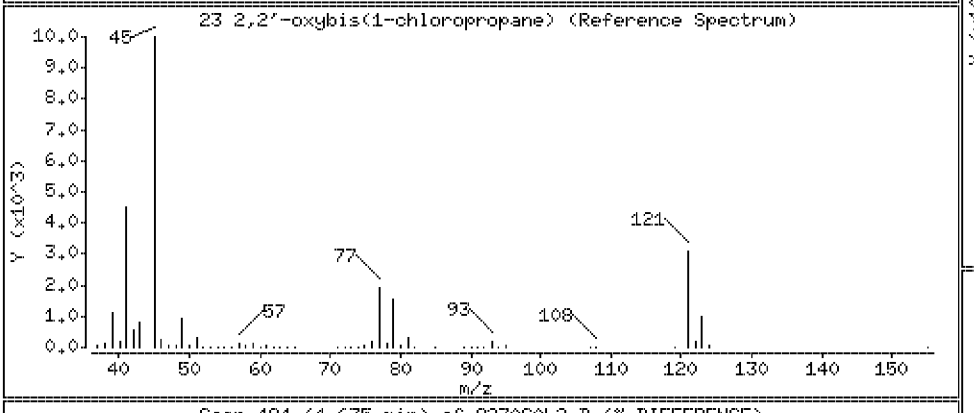

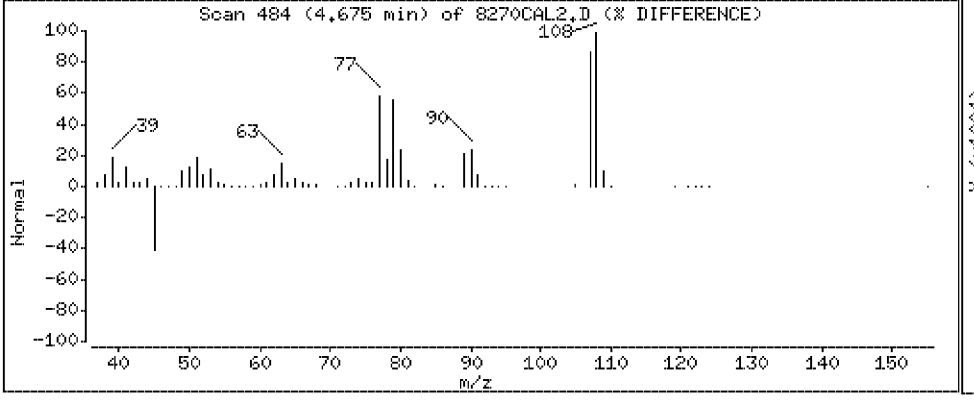

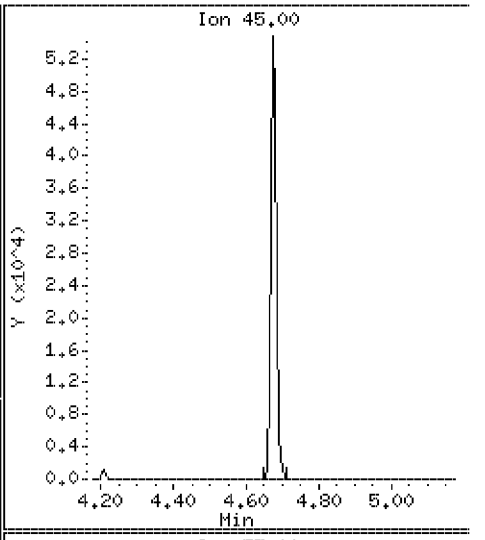

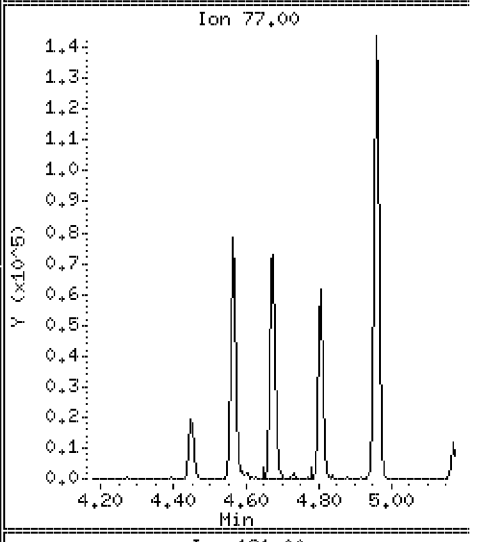

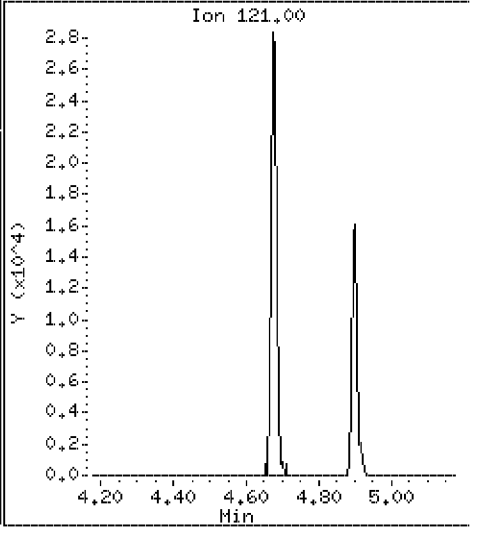

Data File: \\Svecd04\DD\chem\smsd03.i\S3042312.b\8270CAL2.D

Date : 23-APR-2012 12:21

Client ID: 8270CAL2 Instrument: smsd03.i

Sample Info: 45926

Purge Volume: 1000.0 Operator: PEL

Column phase: HPMS-5 Column diameter: 0.25

28 4-Methylphenol Concentration: 9.3 ug/l

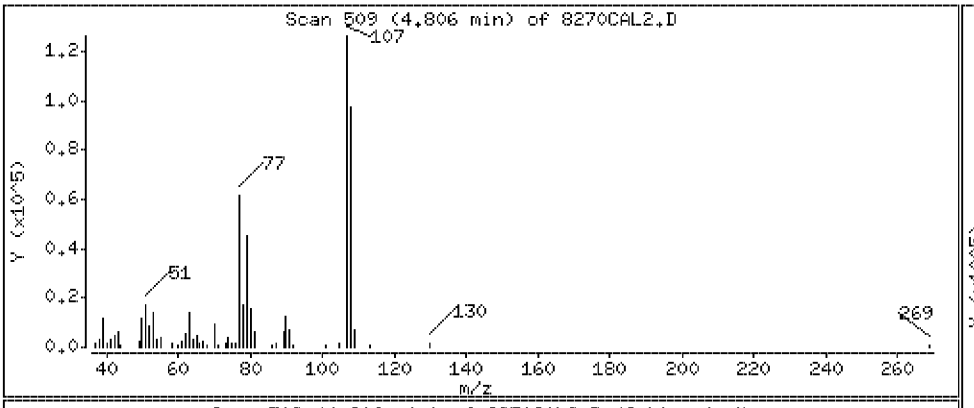

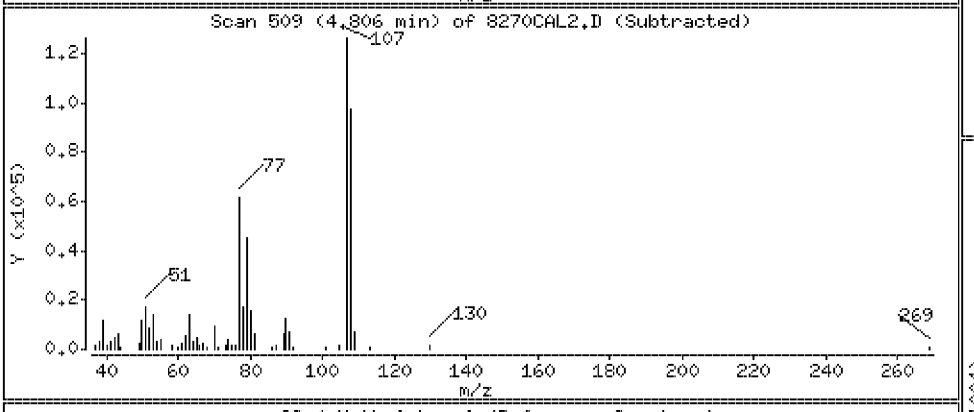

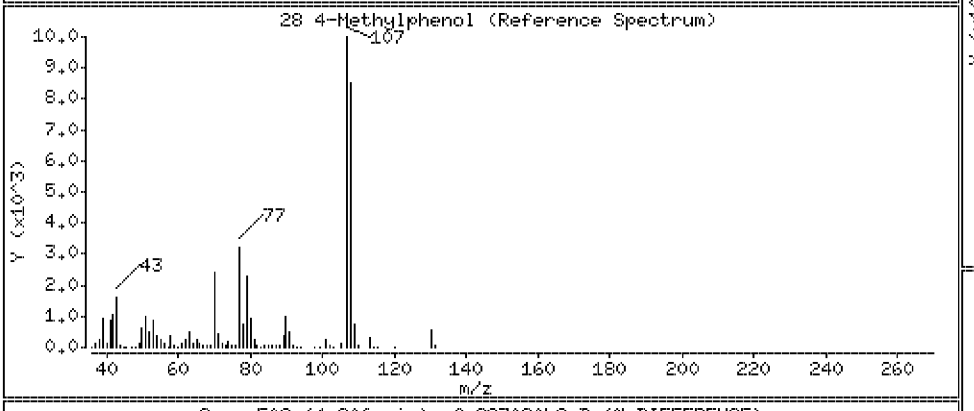

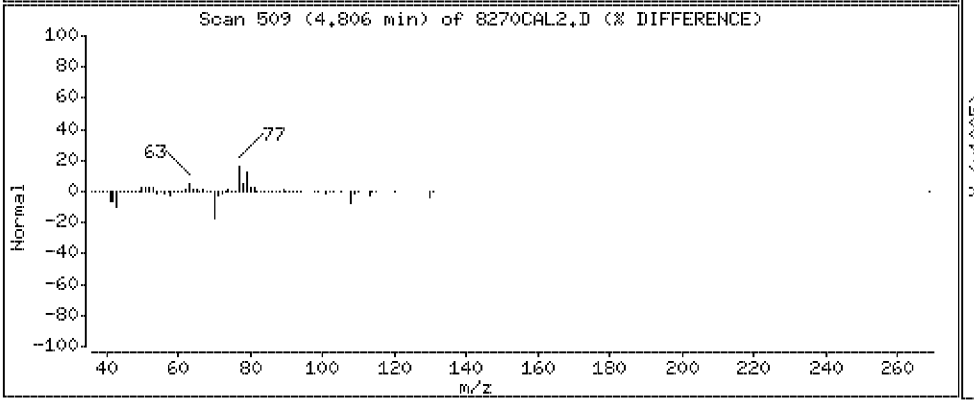

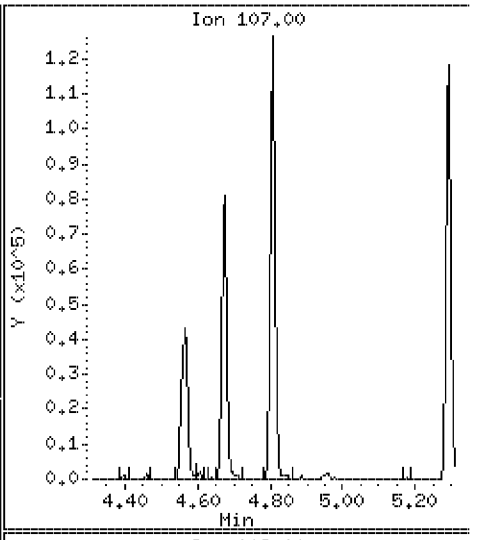

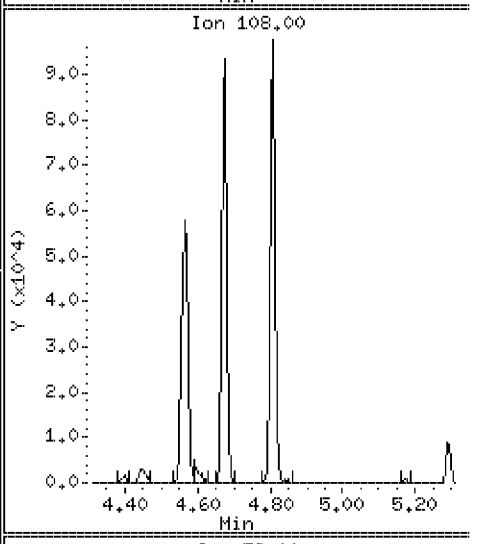

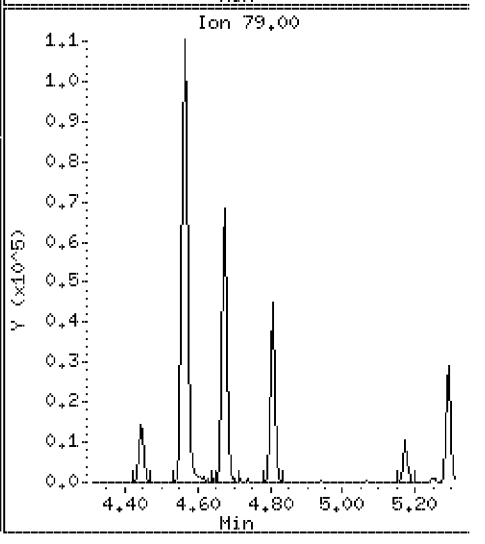

Data File: \\Svecd04\DD\chem\smsd03.i\S3042312.b\8270CAL2.D

Date : 23-APR-2012 12:21

Client ID: 8270CAL2

Instrument: smsd03.i

Sample Info: 45926

Purge Volume: 1000.0

Operator: PEL

Column phase: HPMS-5

Column diameter: 0.25

26 N-Nitrosodinpropylamine

Concentration: 9.2 ug/l

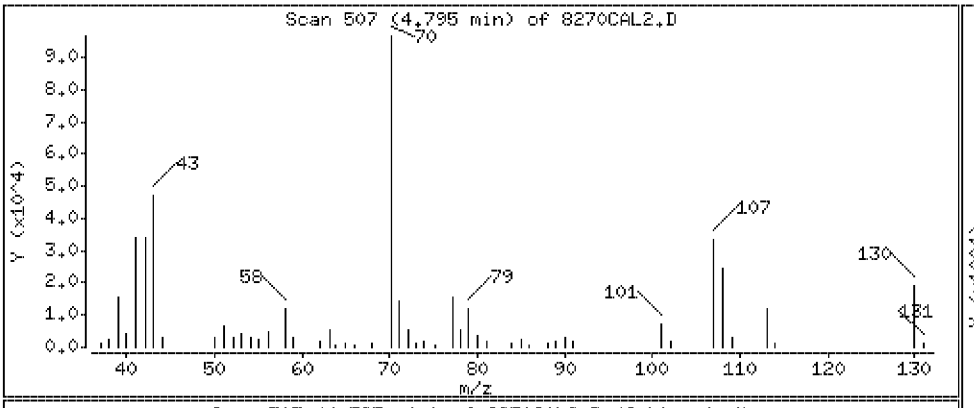

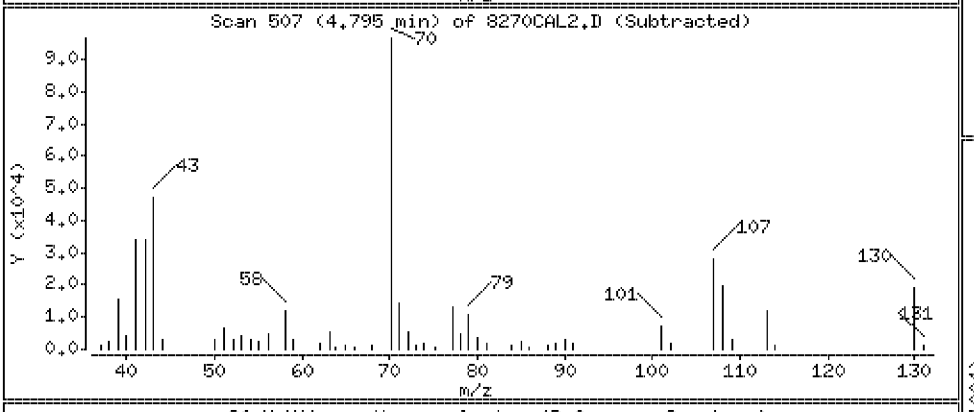

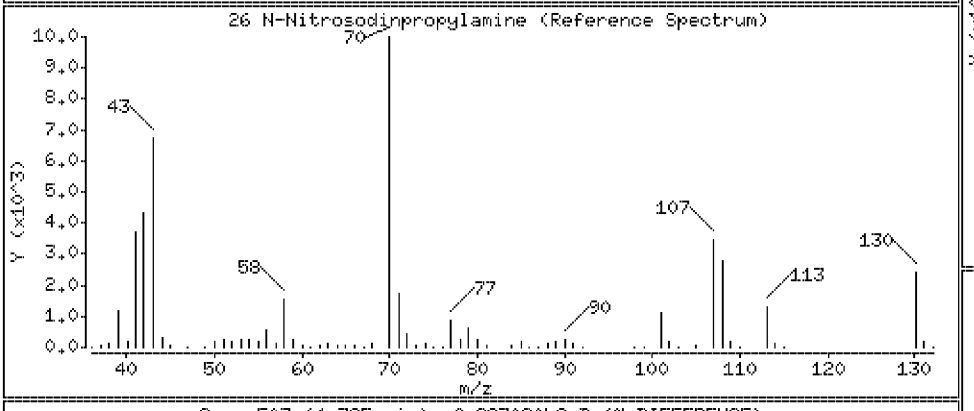

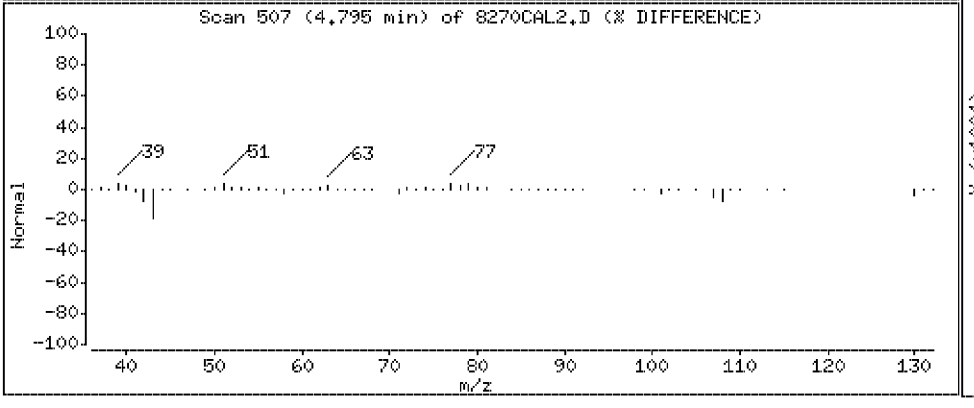

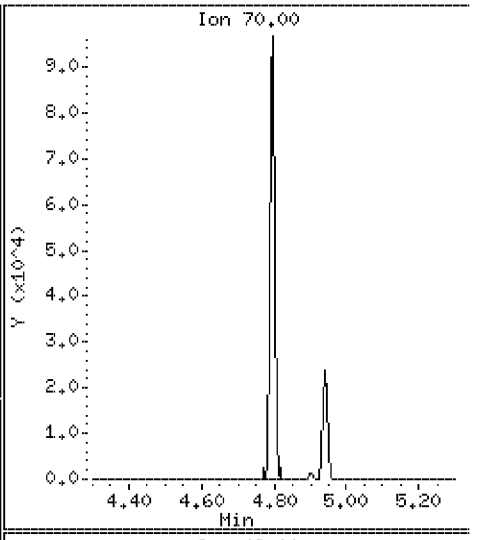

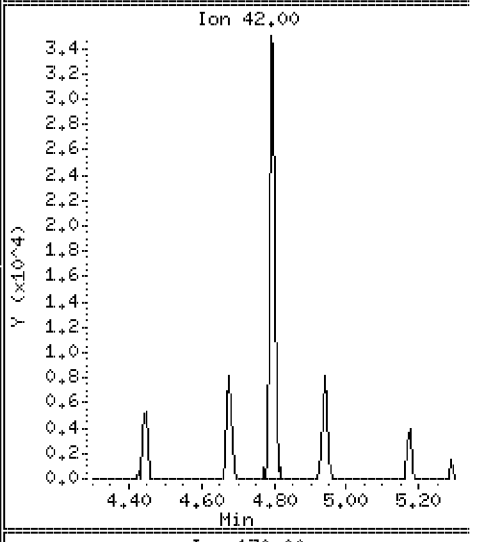

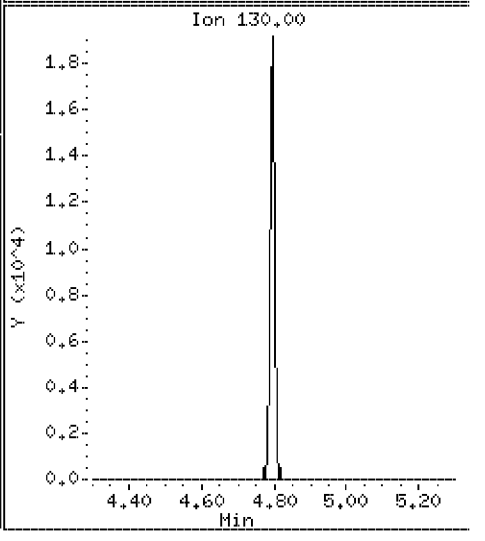

Data File: \\Svecd04\DD\chem\smsd03.i\S3042312.b\8270CAL2.D

Date : 23-APR-2012 12:21

Client ID: 8270CAL2

Instrument: smsd03.i

Sample Info: 45926

Purge Volume: 1000.0

Operator: PEL

Column phase: HPMS-5

Column diameter: 0.25

30 Hexachloroethane

Concentration: 9.4 ug/l

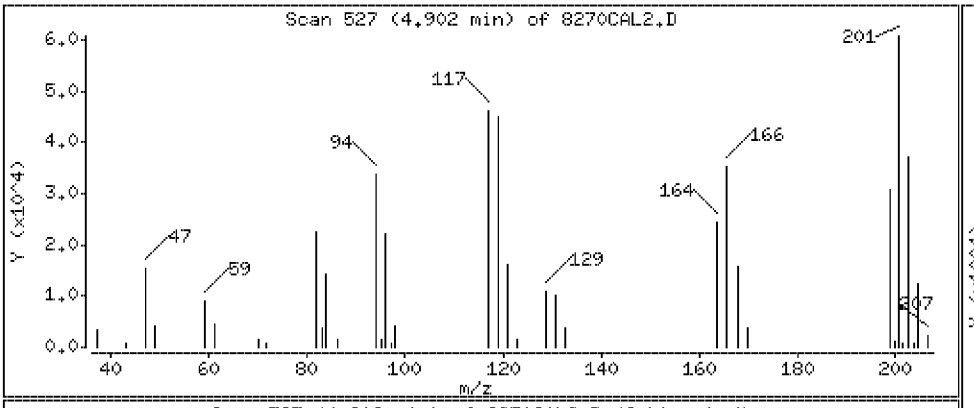

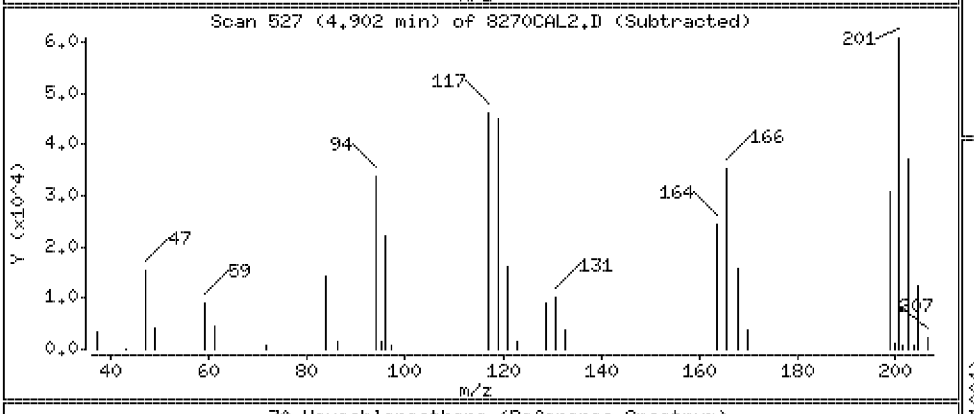

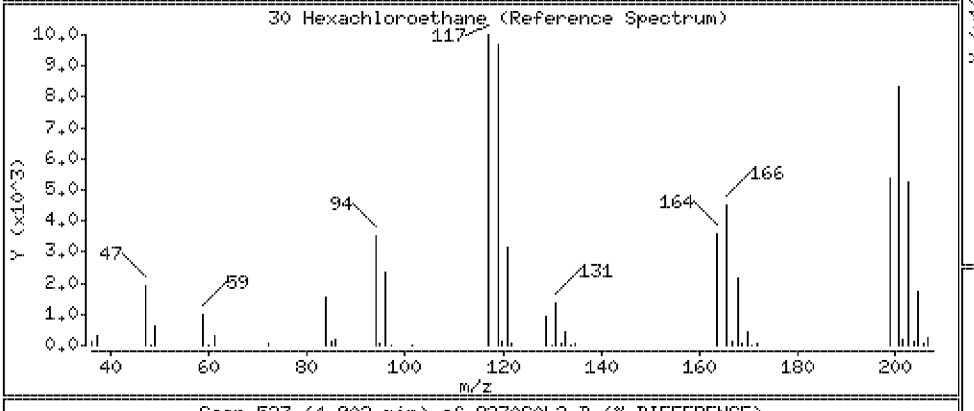

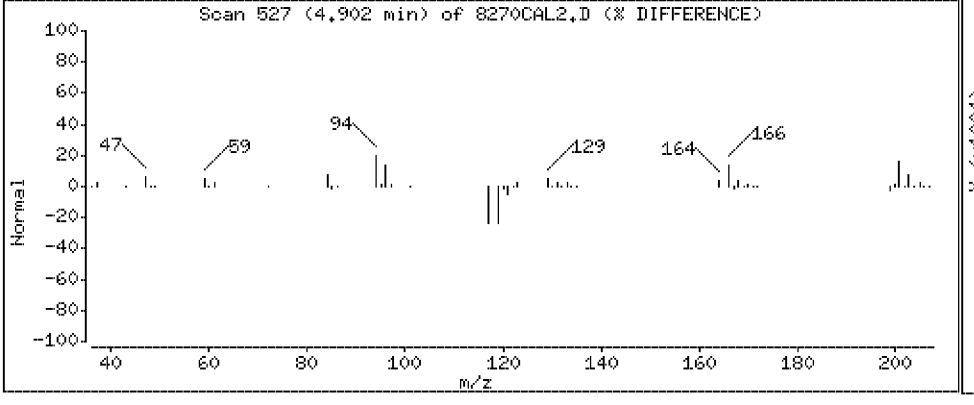

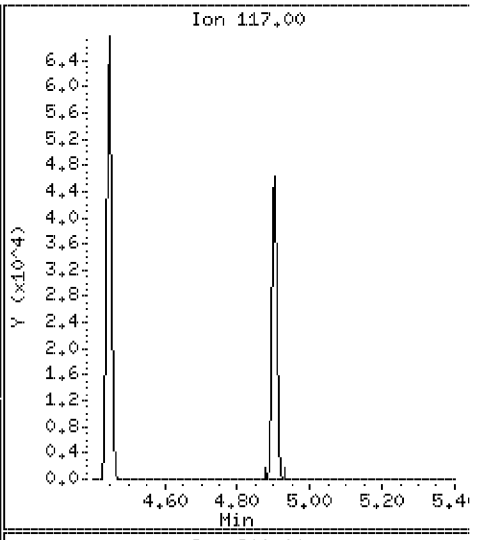

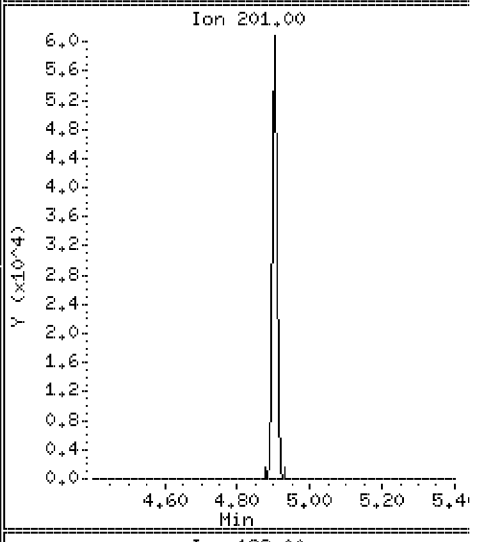

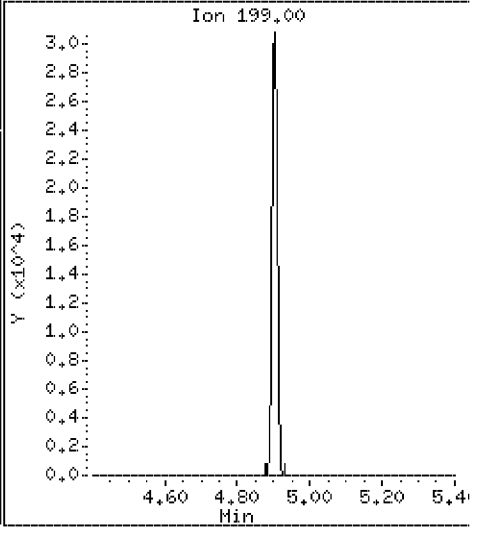

Data File: \\Svecd04\DD\chem\smsd03.i\S3042312.b\8270CAL2.D

Date : 23-APR-2012 12:21

Client ID: 8270CAL2 | Instrument: smsd03.i

Sample Info: 45926

Purge Volume: 1000.0 | Operator: PEL

Column phase: HPMS-5 | Column diameter: 0.25

32 Nitrobenzene | Concentration: 9.8 ug/l

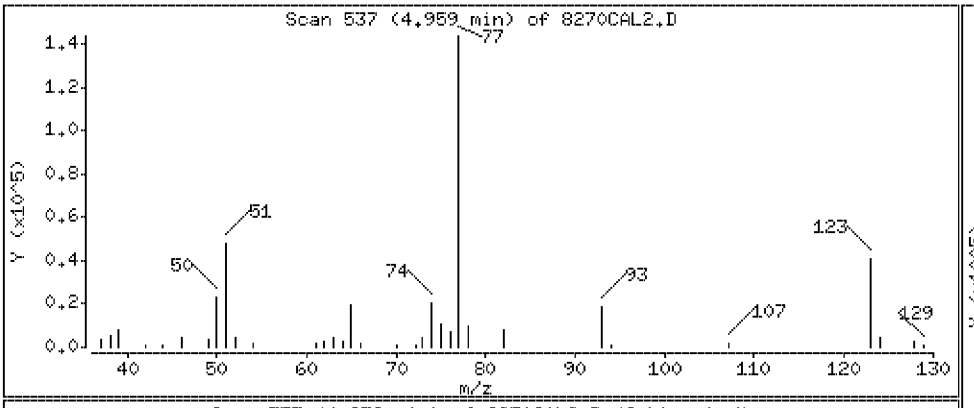

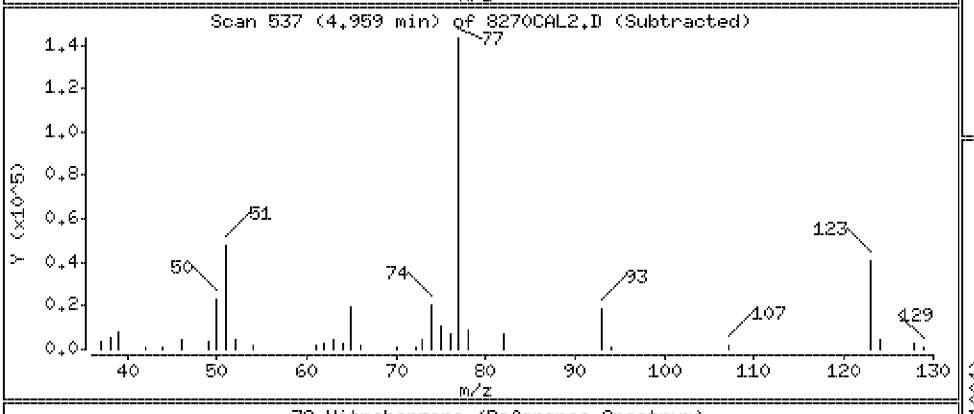

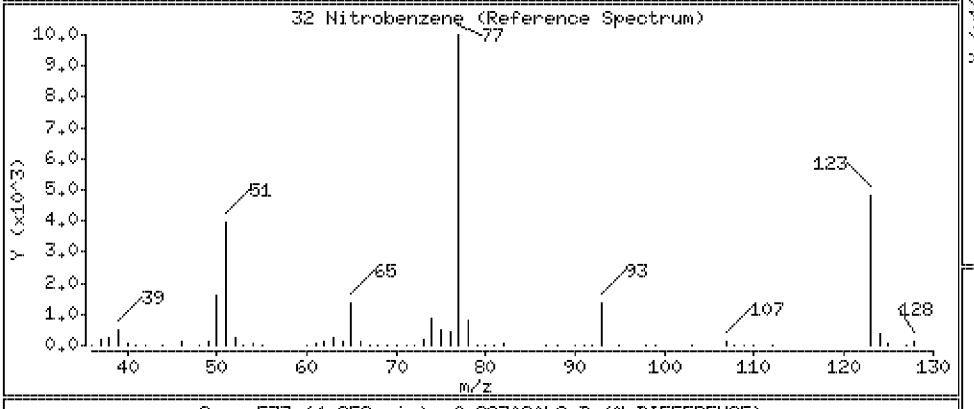

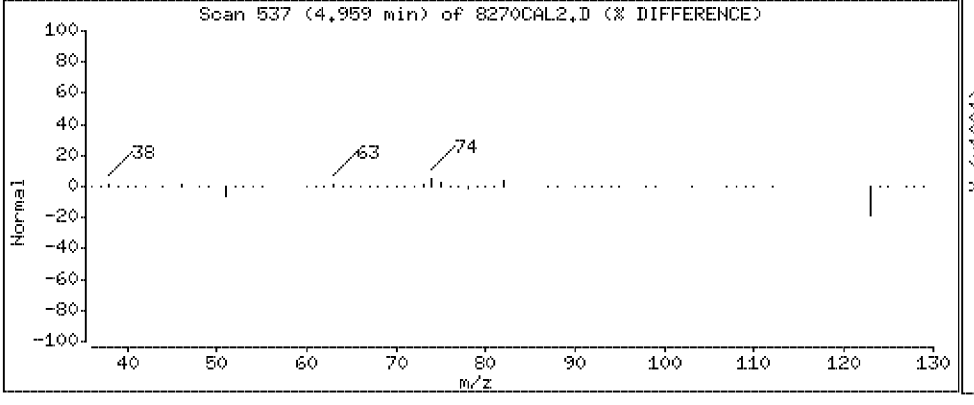

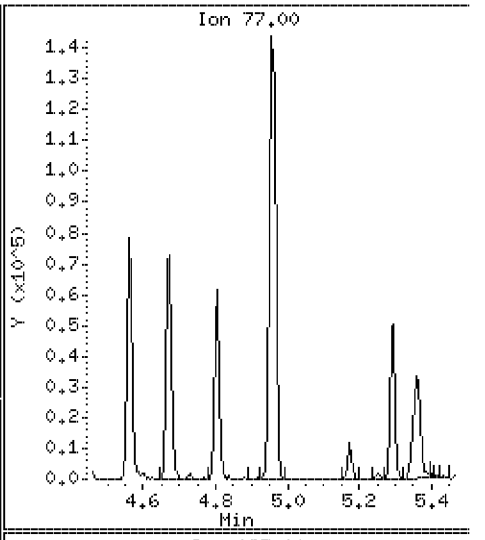

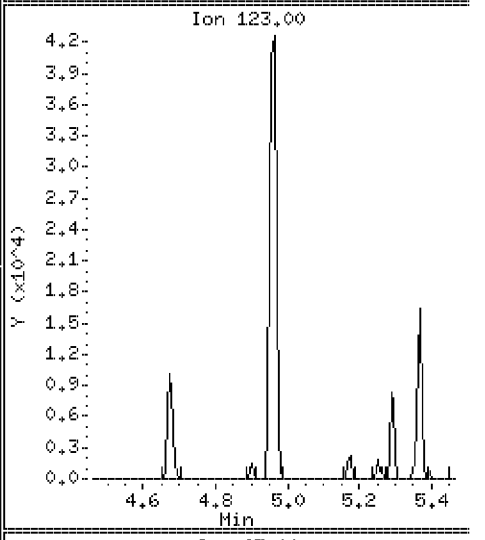

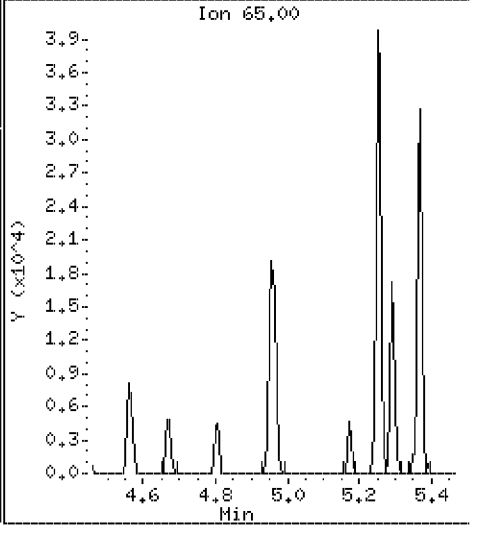

Data File: \\Svecd04\DD\chem\smsd03.i\S3042312.b\8270CAL2.D

Date : 23-APR-2012 12:21

Client ID: 8270CAL2

Instrument: smsd03.i

Sample Info: 45926

Purge Volume: 1000.0

Operator: PEL

Column phase: HPMS-5

Column diameter: 0.25

34 Isophorone

Concentration: 9.9 ug/l

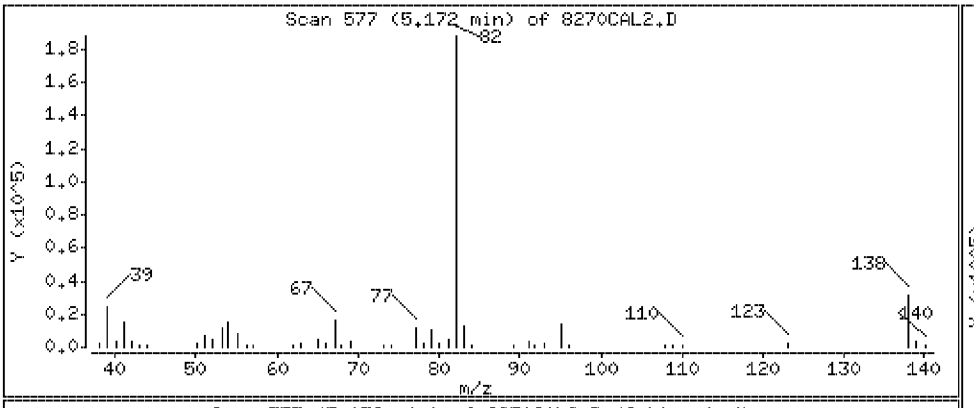

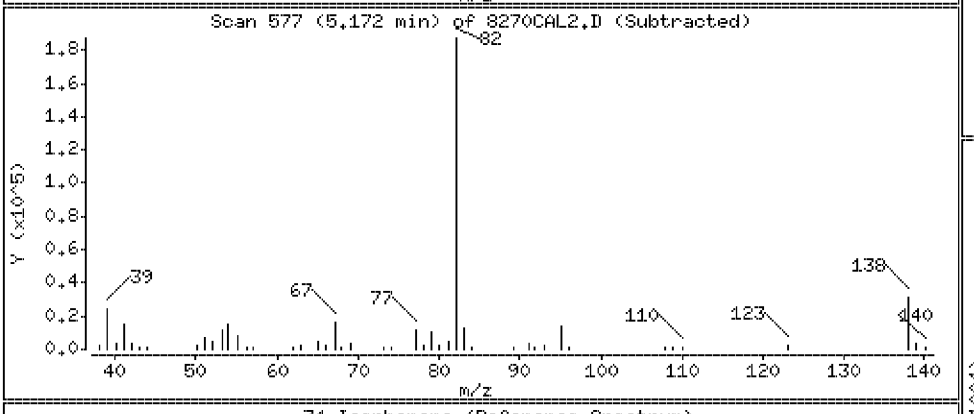

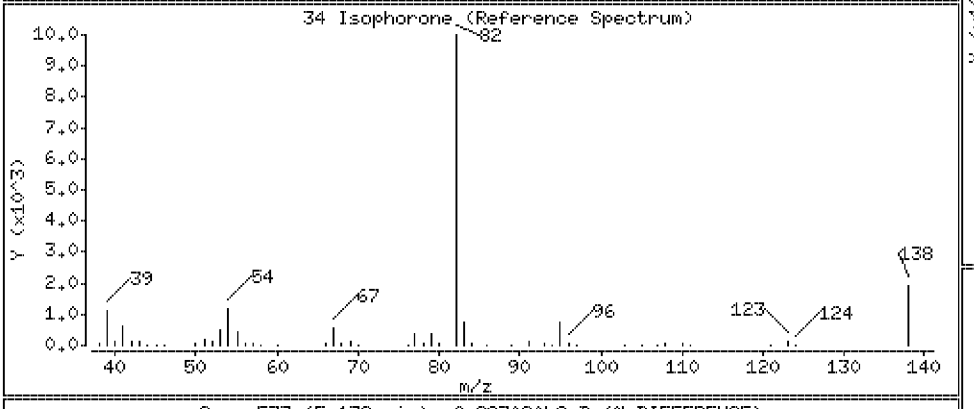

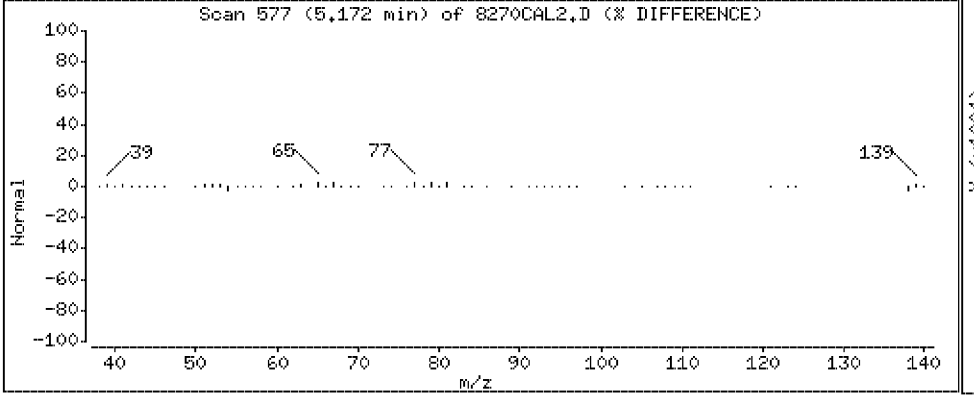

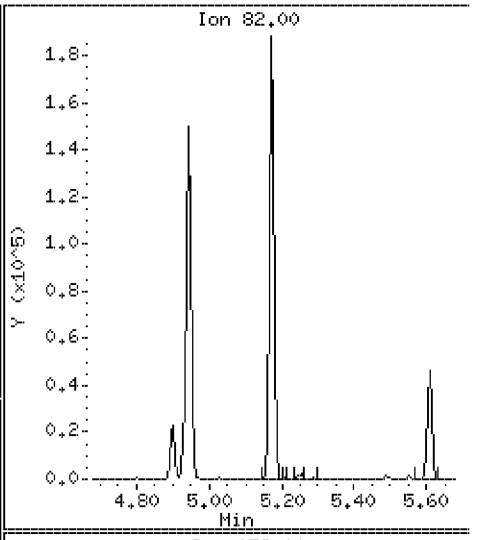

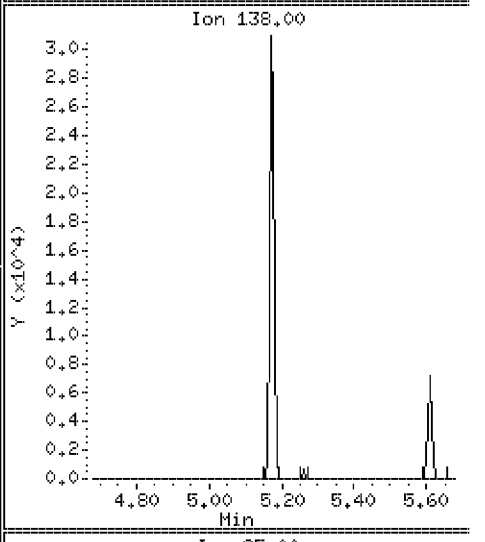

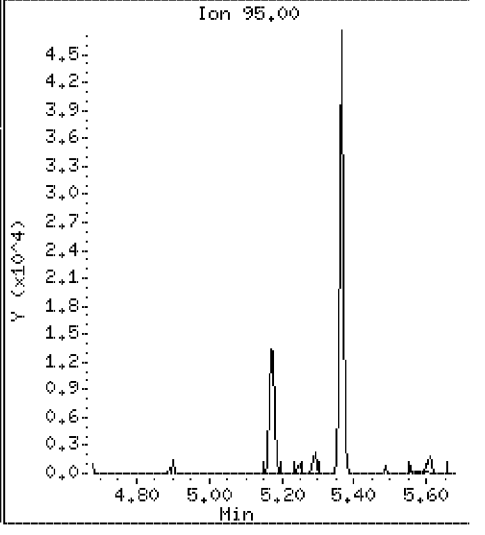

Data File: \\Svecd04\DD\chem\smsd03.i\S3042312.b\8270CAL2.D

Date : 23-APR-2012 12:21

Client ID: 8270CAL2 Instrument: smsd03.i

Sample Info: 45926

Purge Volume: 1000.0 Operator: PEL

Column phase: HPMS-5 Column diameter: 0.25

35 2-Nitrophenol Concentration: 9.5 ug/l

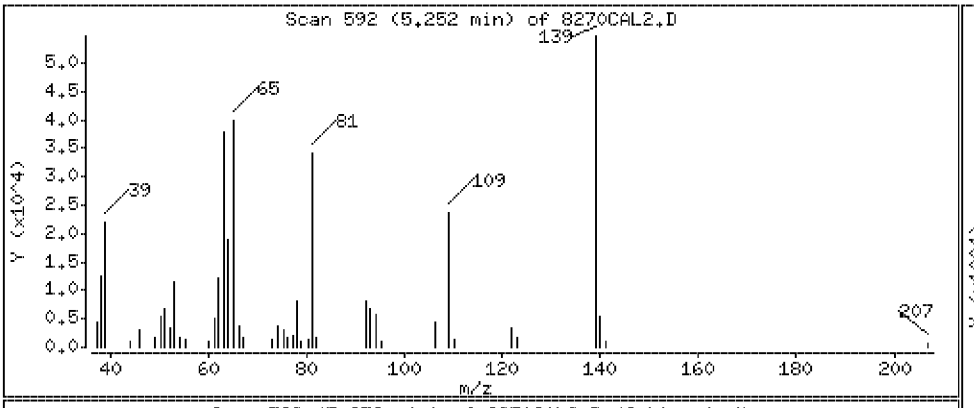

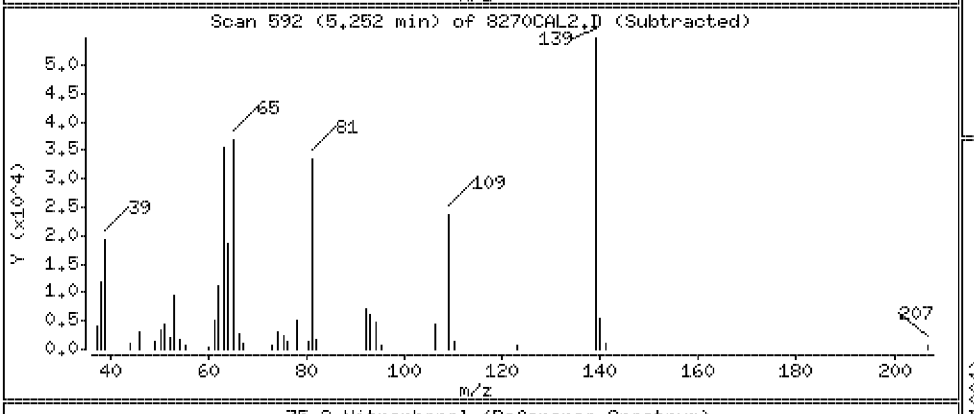

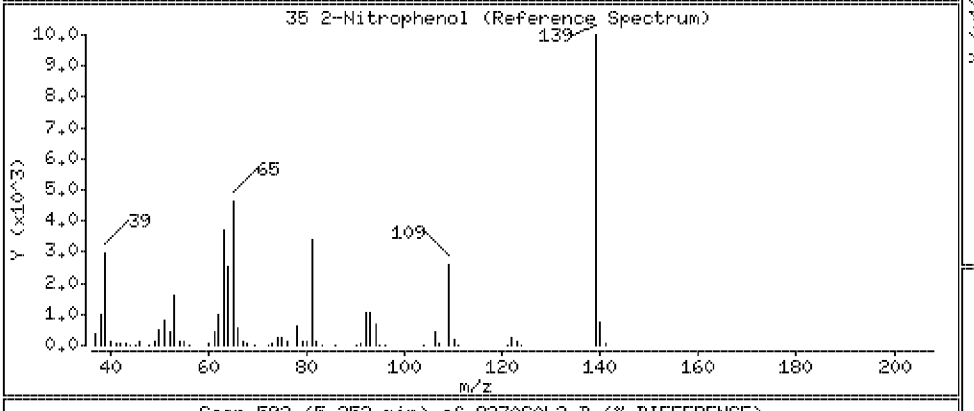

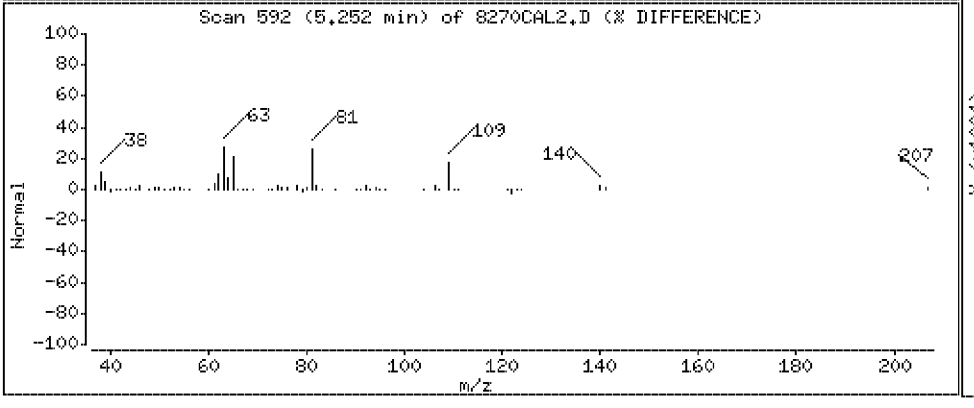

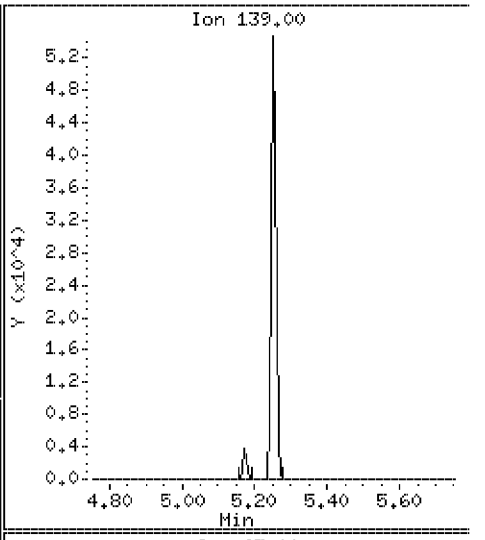

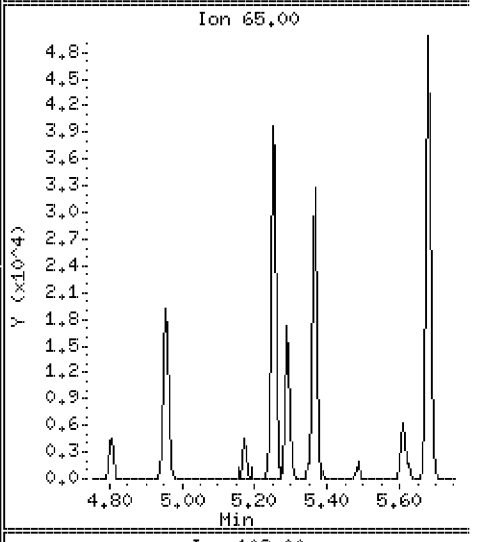

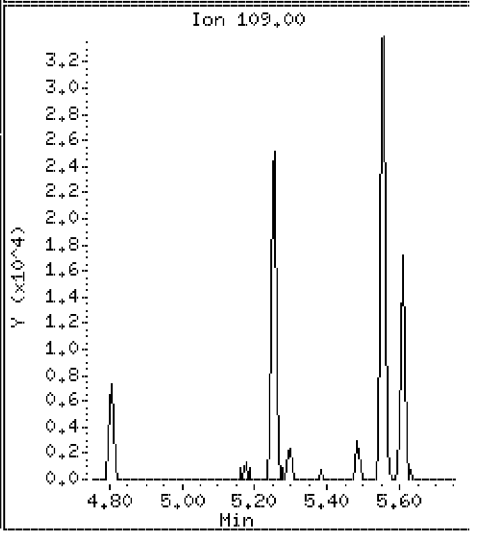

Data File: \\Svecd04\DD\chem\smsd03.i\S3042312.b\8270CAL2.D

Date : 23-APR-2012 12:21

Client ID: 8270CAL2

Instrument: smsd03.i

Sample Info: 45926

Purge Volume: 1000.0

Operator: PEL

Column phase: HPMS-5

Column diameter: 0.25

36 2,4-Dimethylphenol

Concentration: 9.6 ug/l

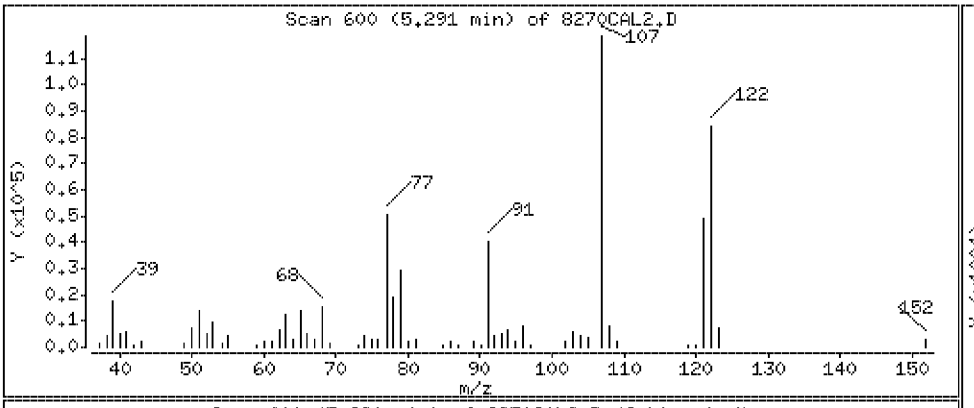

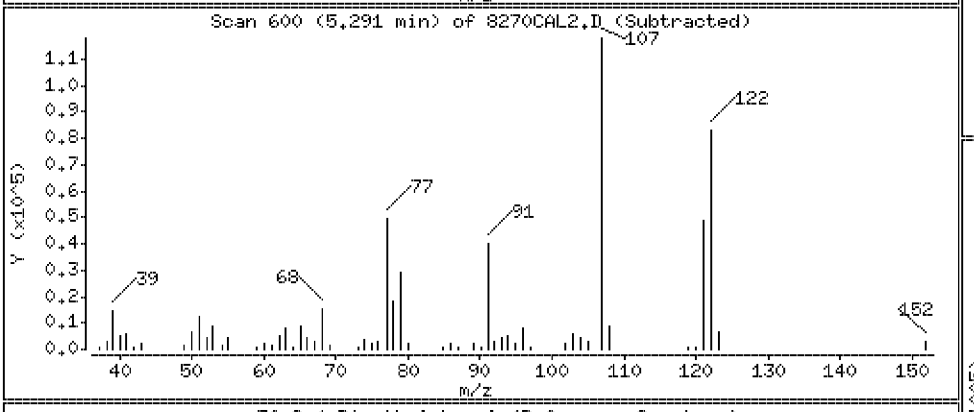

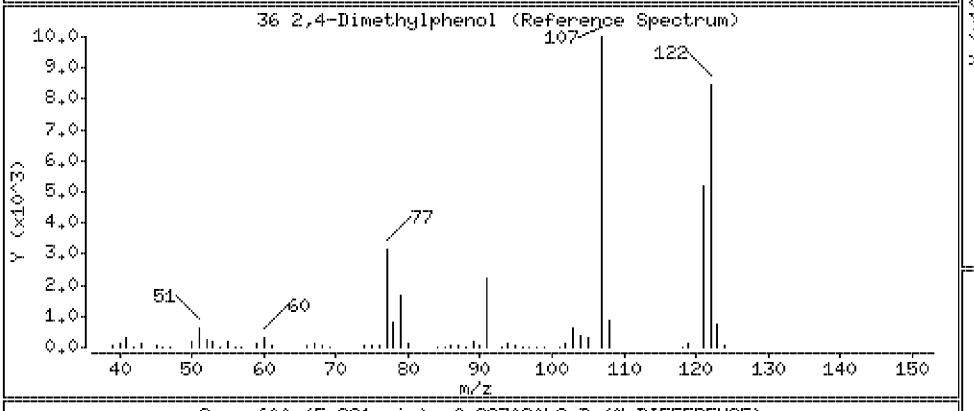

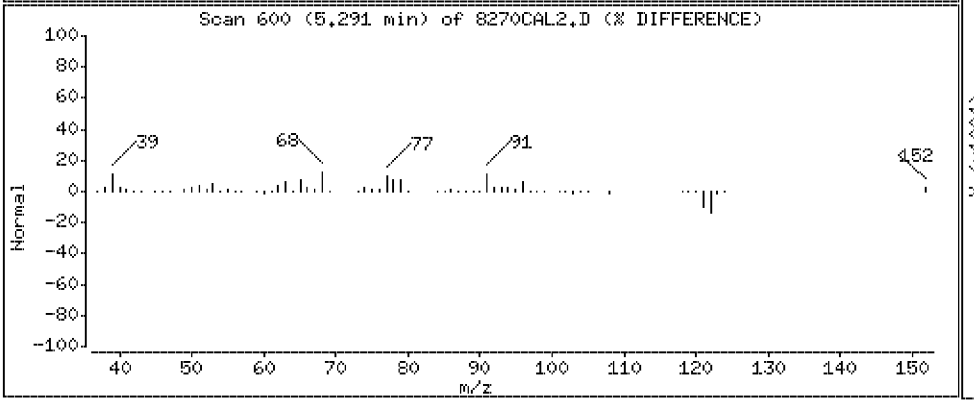

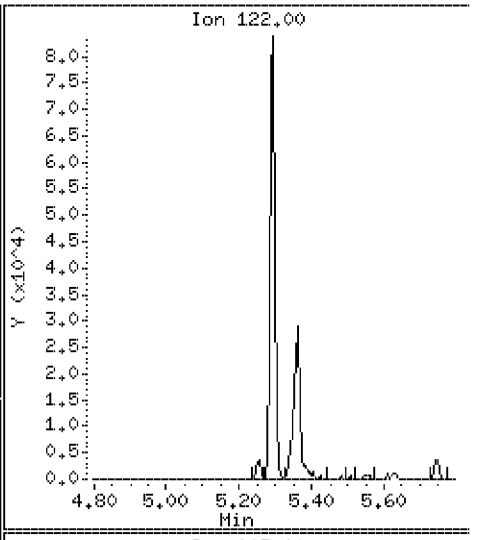

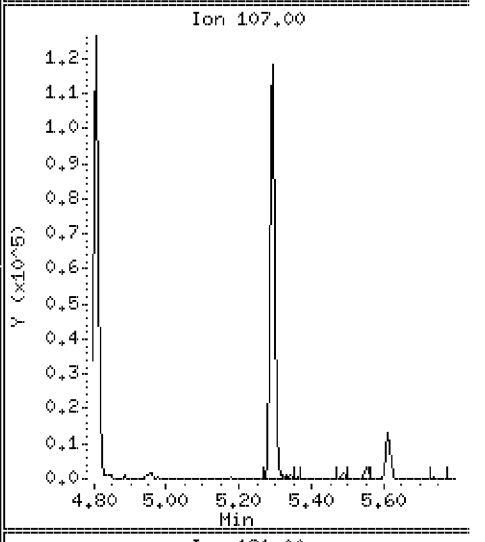

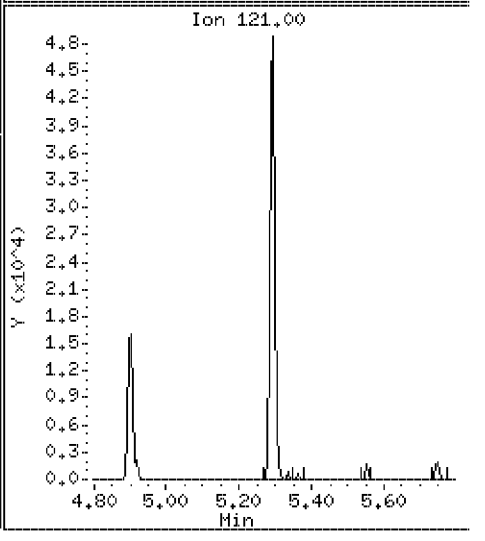

Data File: \\Svecd04\DD\chem\smsd03.i\S3042312.b\8270CAL2.D

Date : 23-APR-2012 12:21

Client ID: 8270CAL2 Instrument: smsd03.i

Sample Info: 45926

Purge Volume: 1000.0 Operator: PEL

Column phase: HPMS-5 Column diameter: 0.25

38 Bis(2-Chloroethoxy)methane Concentration: 9.5 ug/l

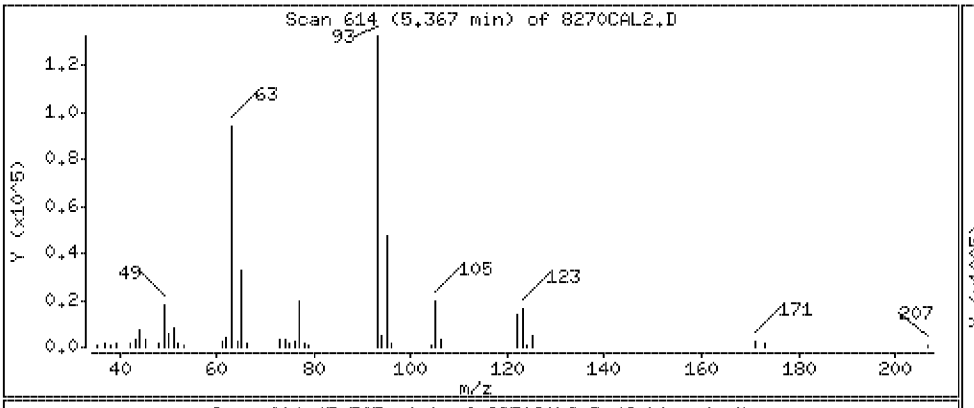

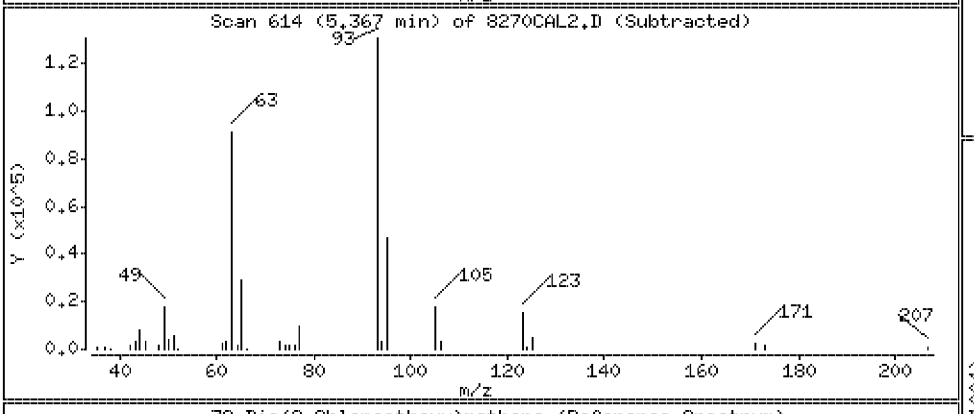

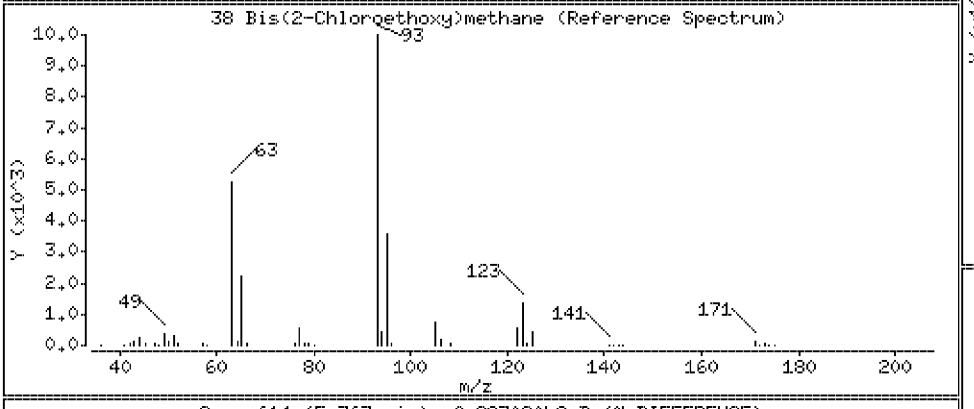

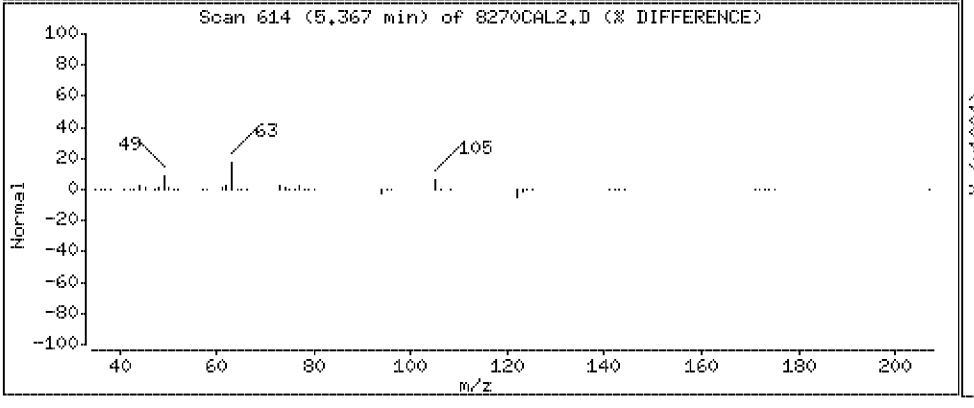

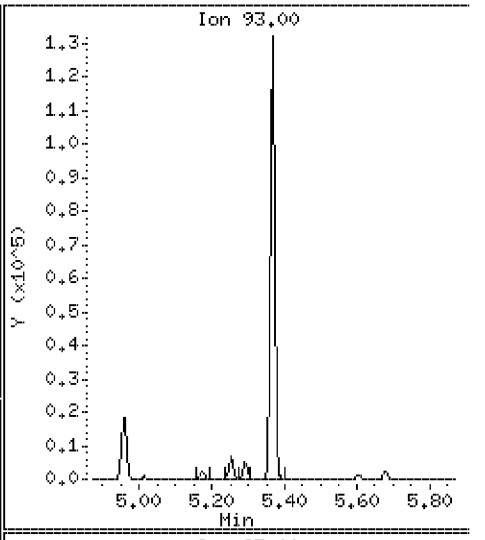

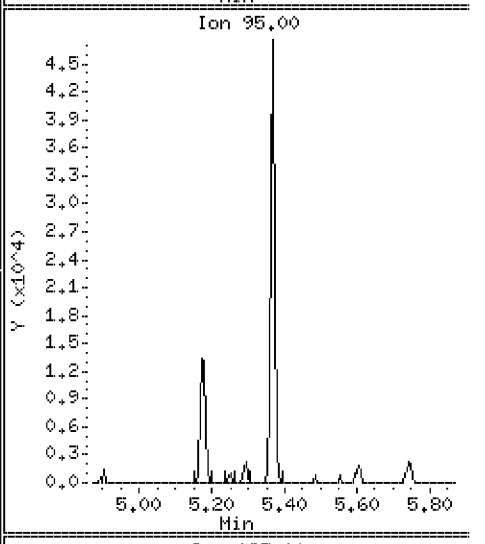

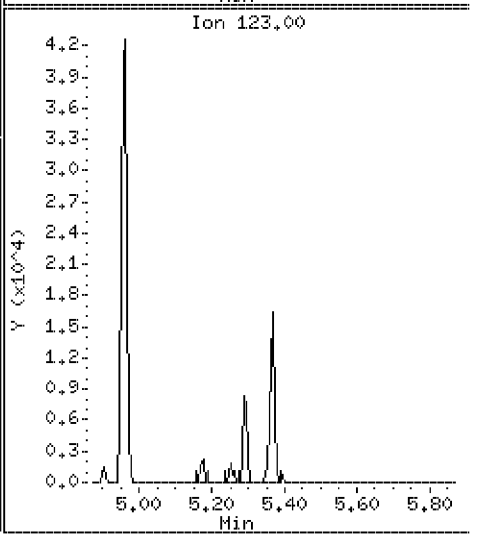

Data File: \\Svecd04\DD\chem\smsd03.i\S3042312.b\8270CAL2.D

Date : 23-APR-2012 12:21

Client ID: 8270CAL2 Instrument: smsd03.i

Sample Info: 45926

Purge Volume: 1000.0 Operator: PEL

Column phase: HPMS-5 Column diameter: 0.25

40 Benzoic Acid Concentration: 10.2 ug/l

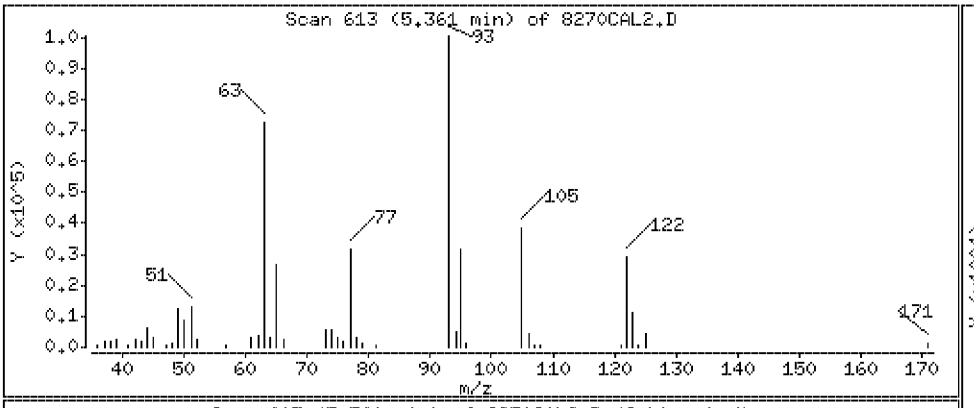

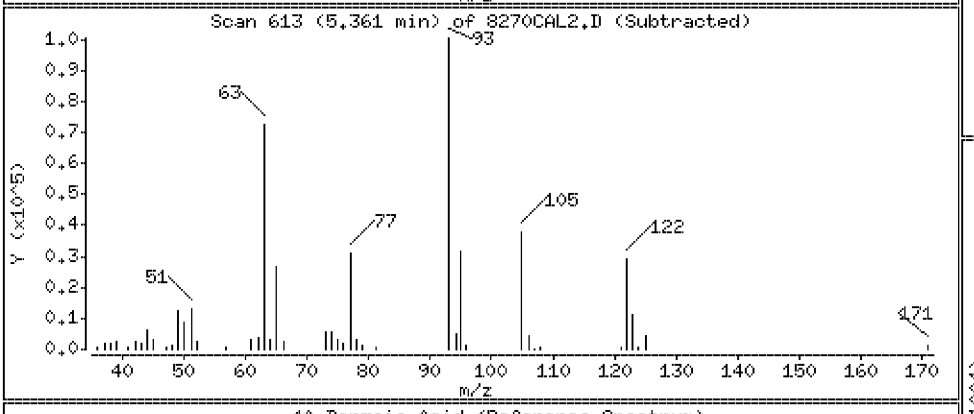

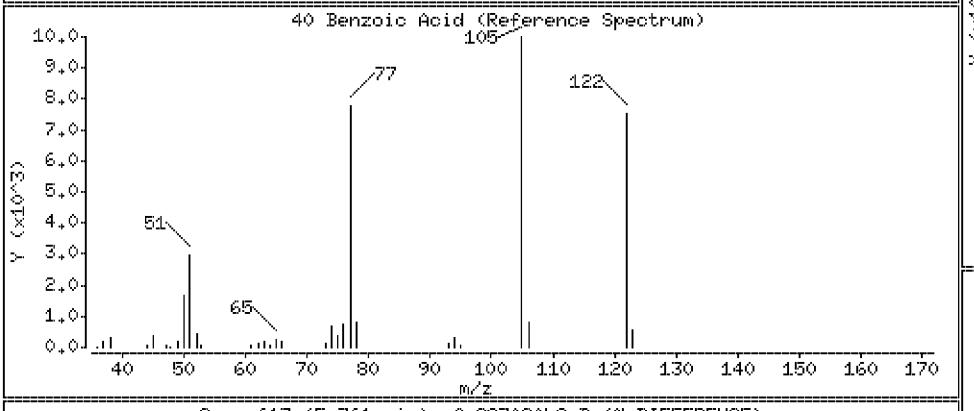

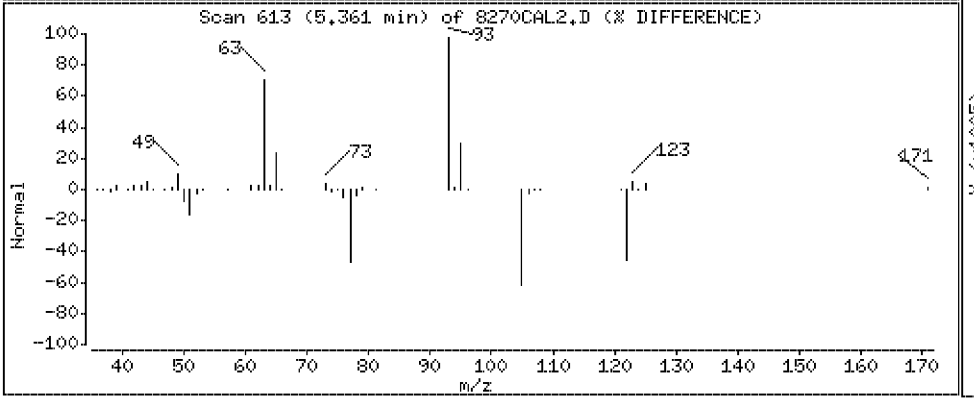

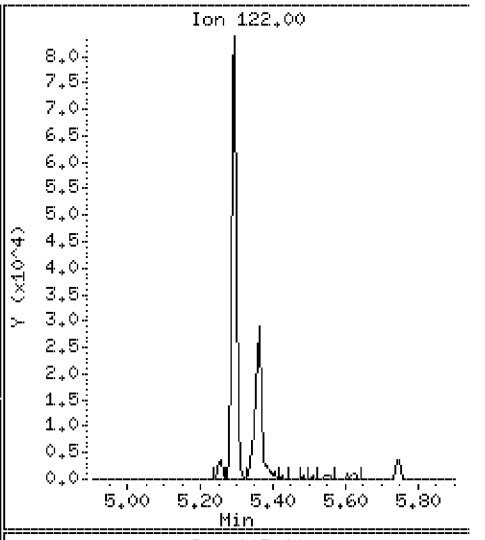

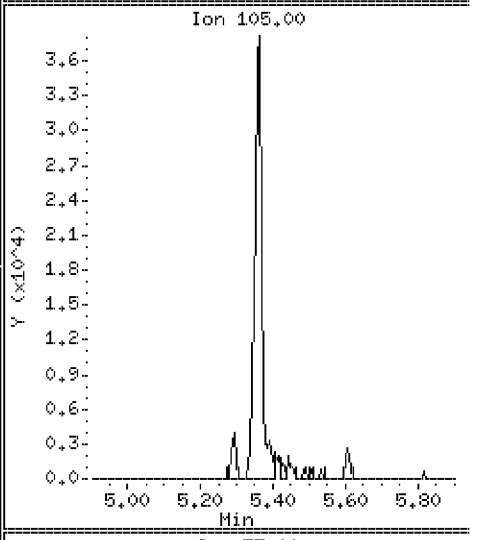

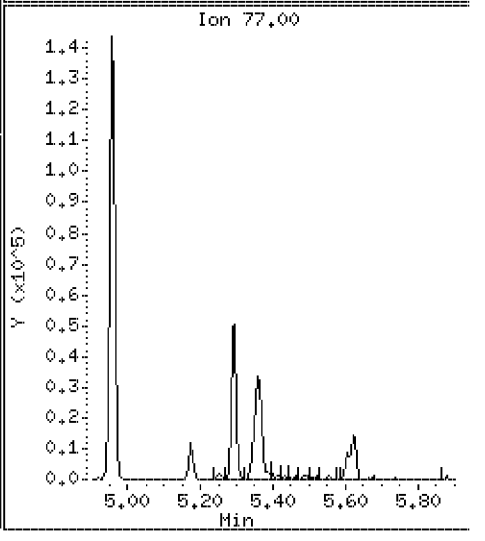

Data File: \\Svecd04\DD\chem\smsd03.i\S3042312.b\8270CAL2.D

Date : 23-APR-2012 12:21

Client ID: 8270CAL2 Instrument: smsd03.i

Sample Info: 45926

Purge Volume: 1000.0 Operator: PEL

Column phase: HPMS-5 Column diameter: 0.25

41 2,4-Dichlorophenol Concentration: 9.7 ug/l

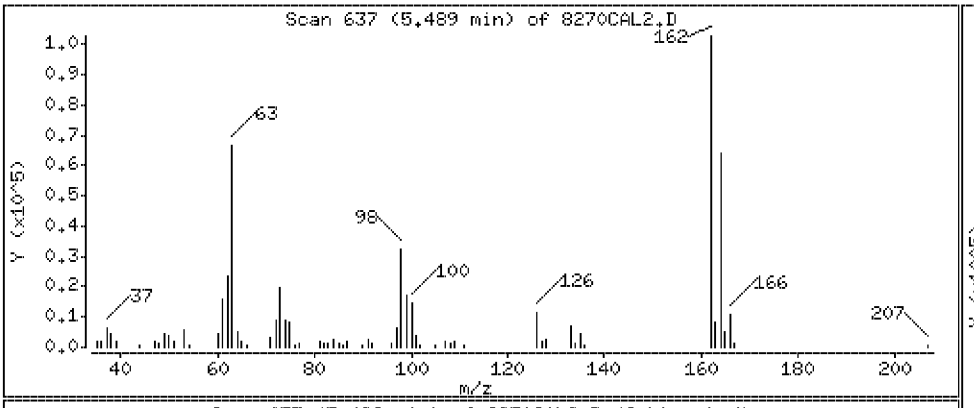

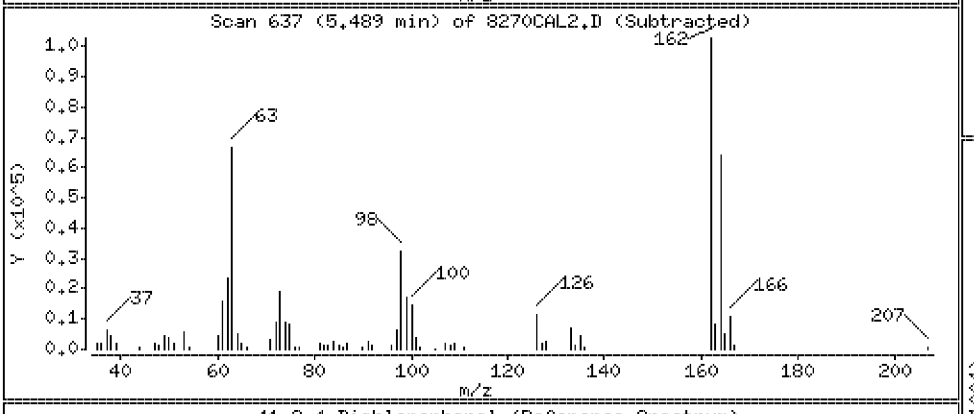

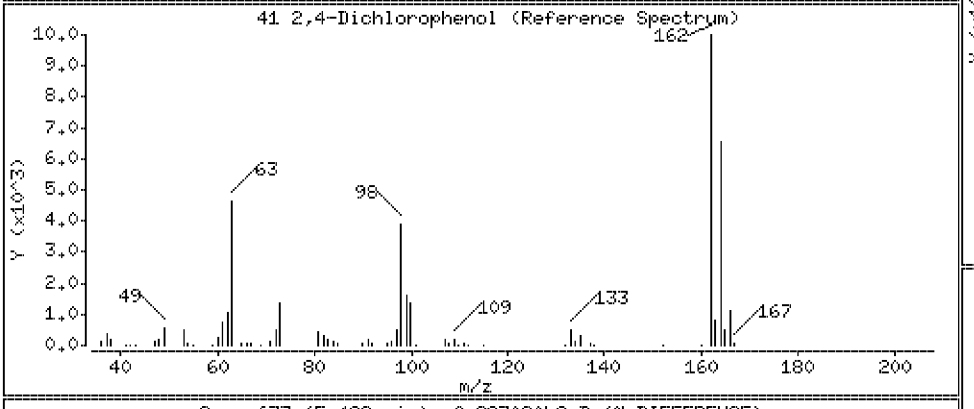

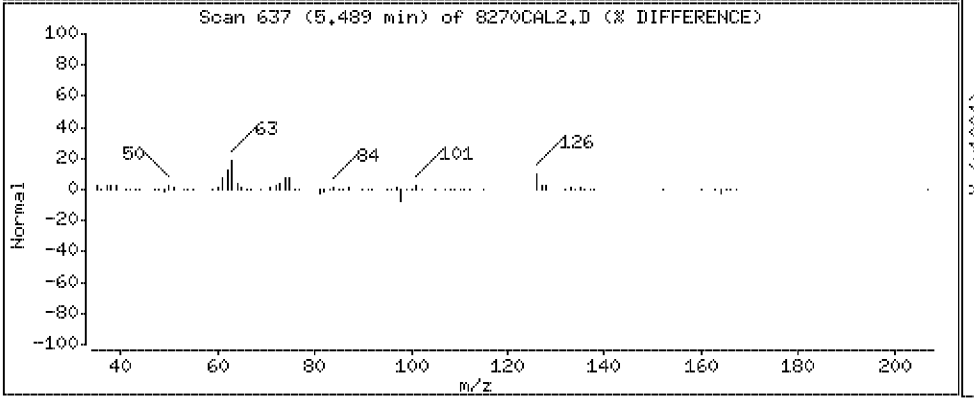

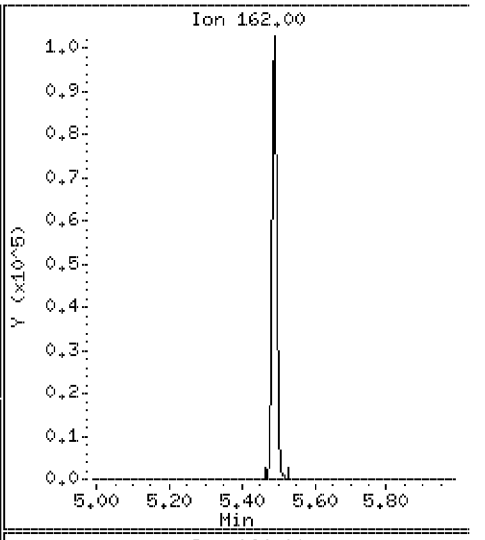

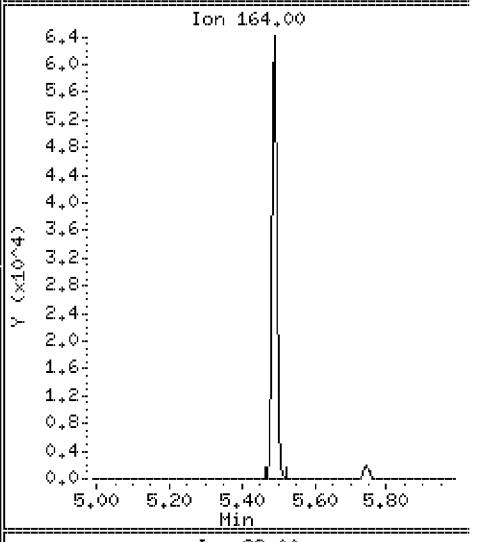

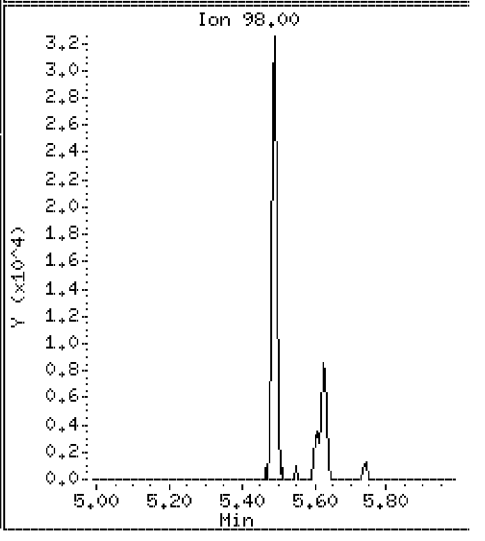

Data File: \\Svecd04\DD\chem\smsd03.i\S3042312.b\8270CAL2.D

Date : 23-APR-2012 12:21

Client ID: 8270CAL2 Instrument: smsd03.i

Sample Info: 45926

Purge Volume: 1000.0 Operator: PEL

Column phase: HPMS-5 Column diameter: 0.25

42 1,2,4-Trichlorobenzene Concentration: 9.6 ug/l

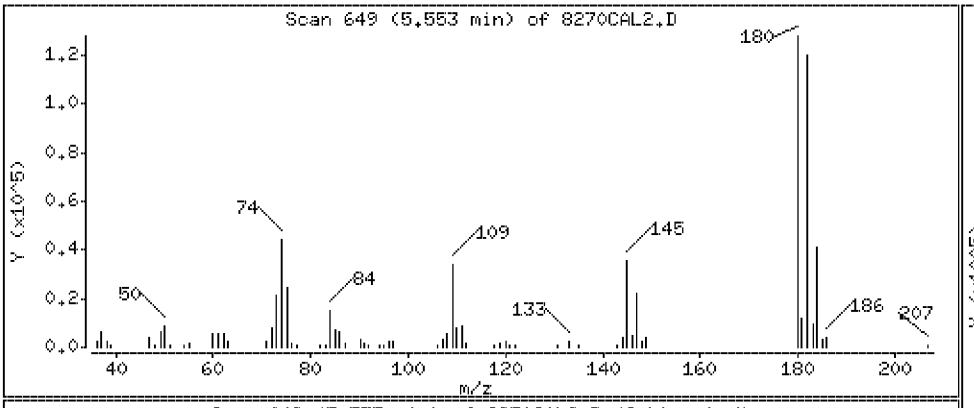

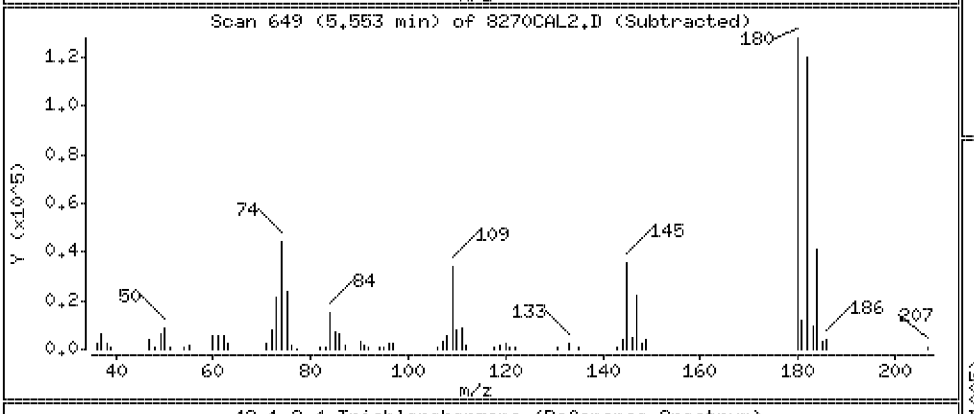

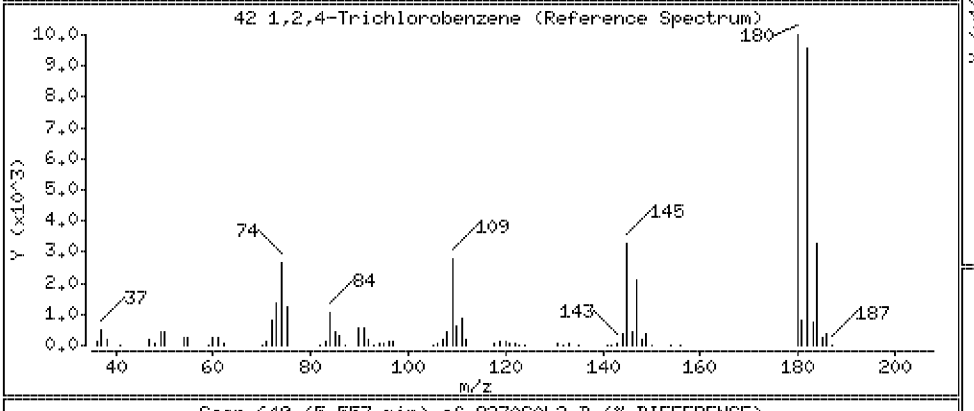

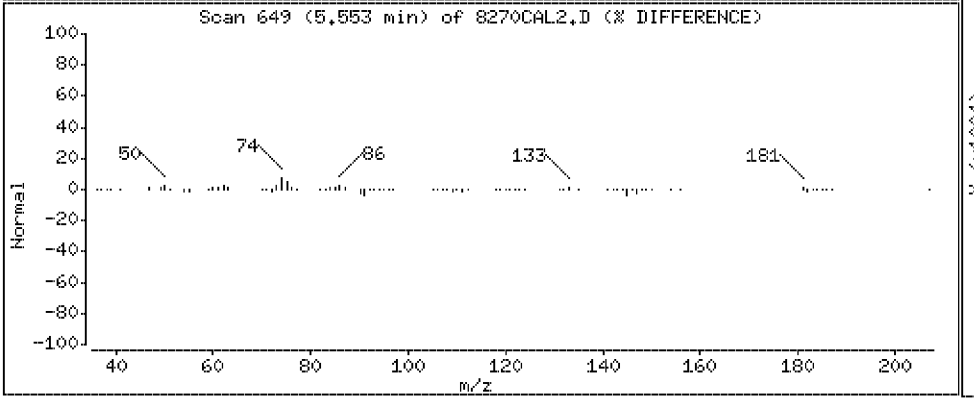

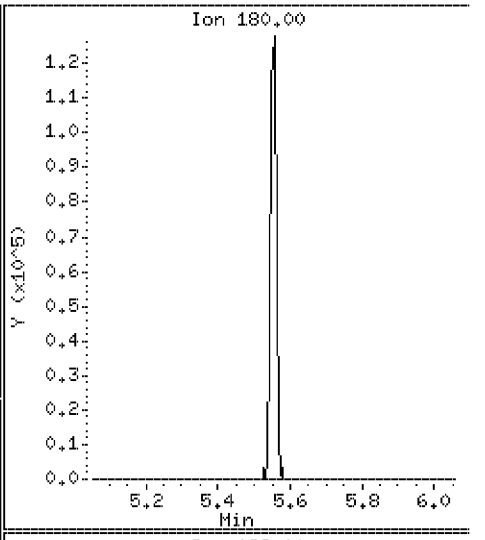

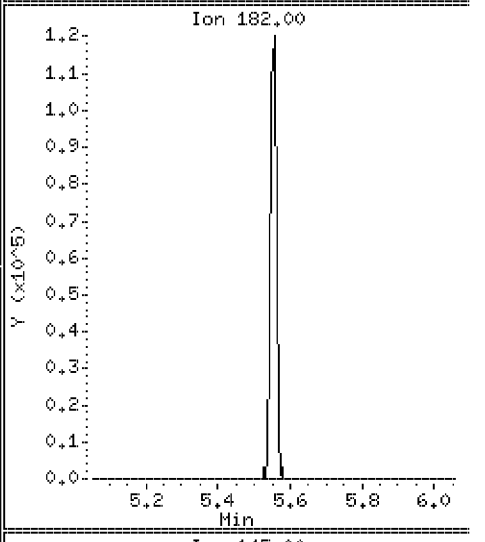

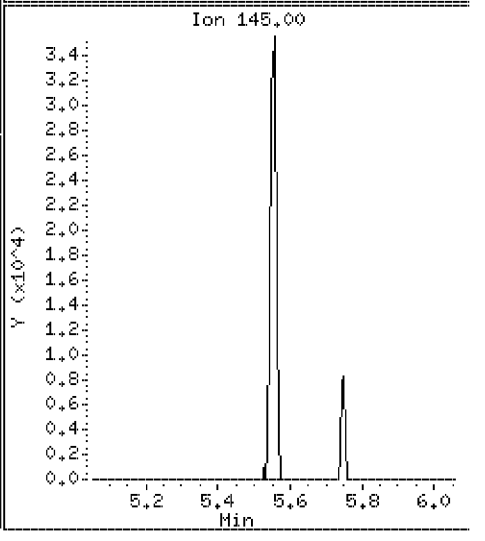

Data File: \\Svecd04\DD\chem\smsd03.i\S3042312.b\8270CAL2.D

Date : 23-APR-2012 12:21

Client ID: 8270CAL2 Instrument: smsd03.i

Sample Info: 45926

Purge Volume: 1000.0 Operator: PEL

Column phase: HPMS-5 Column diameter: 0.25

44 Naphthalene Concentration: 9.6 ug/l

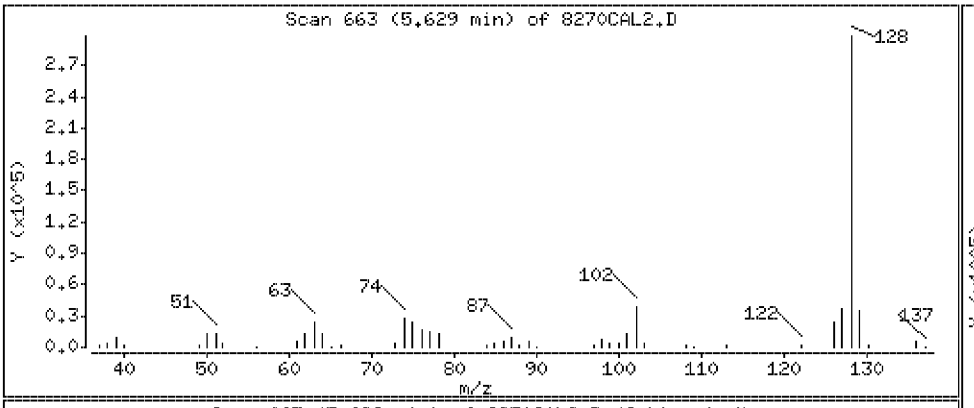

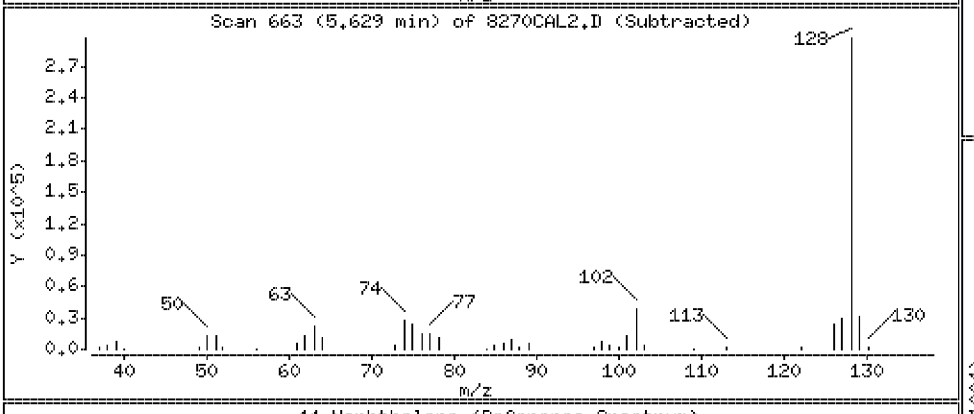

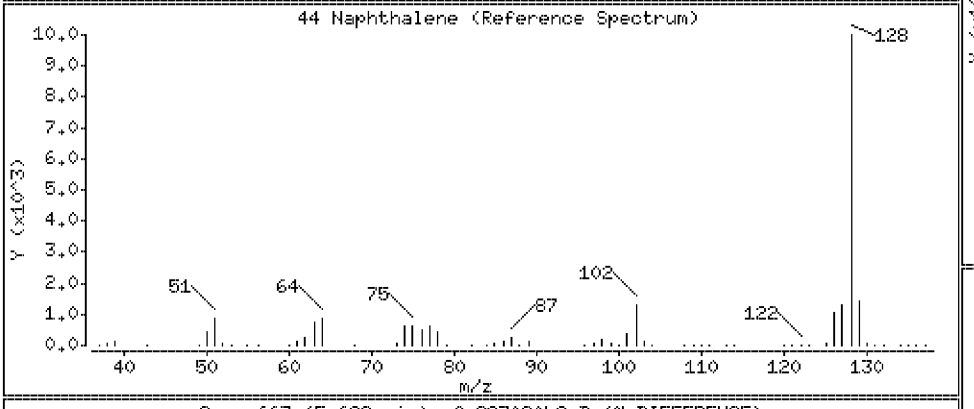

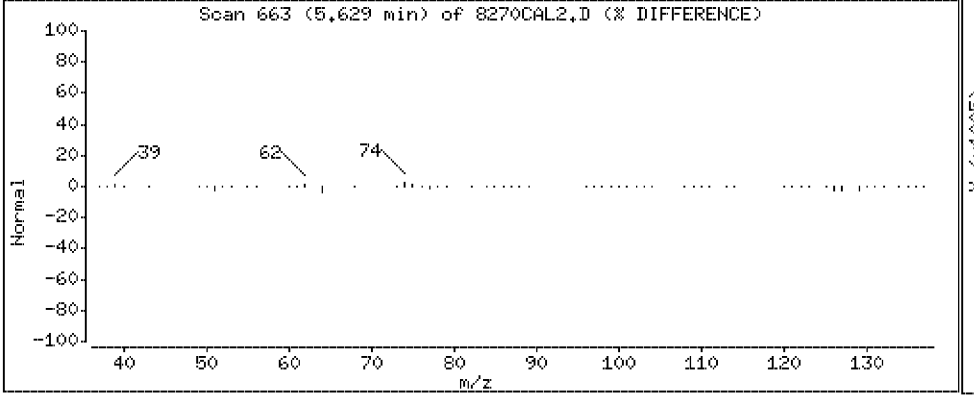

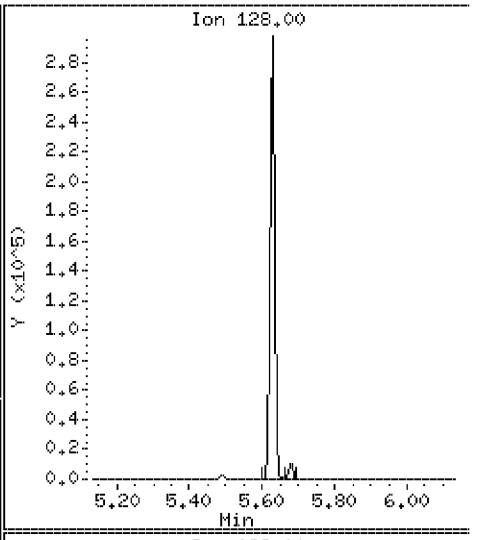

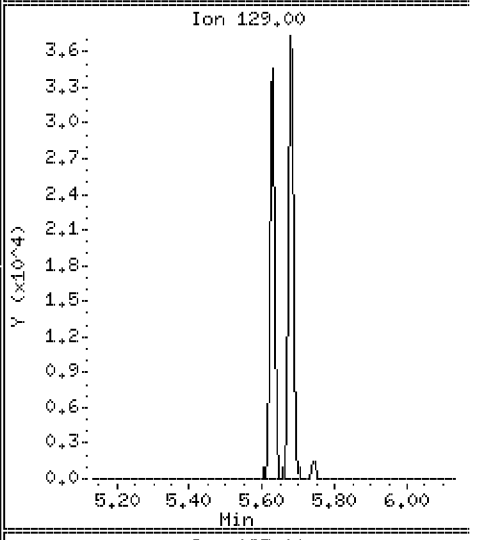

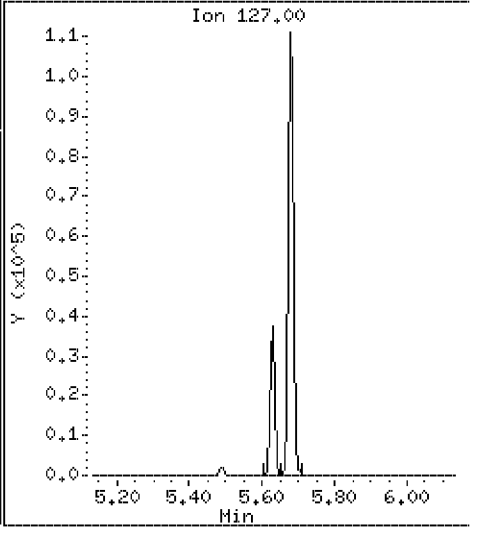

Data File: \\Svecd04\DD\chem\smsd03.i\S3042312.b\8270CAL2.D

Date : 23-APR-2012 12:21

Client ID: 8270CAL2

Instrument: smsd03.i

Sample Info: 45926

Purge Volume: 1000.0

Operator: PEL

Column phase: HPMS-5

Column diameter: 0.25

45 4-Chloroaniline

Concentration: 9.5 ug/l

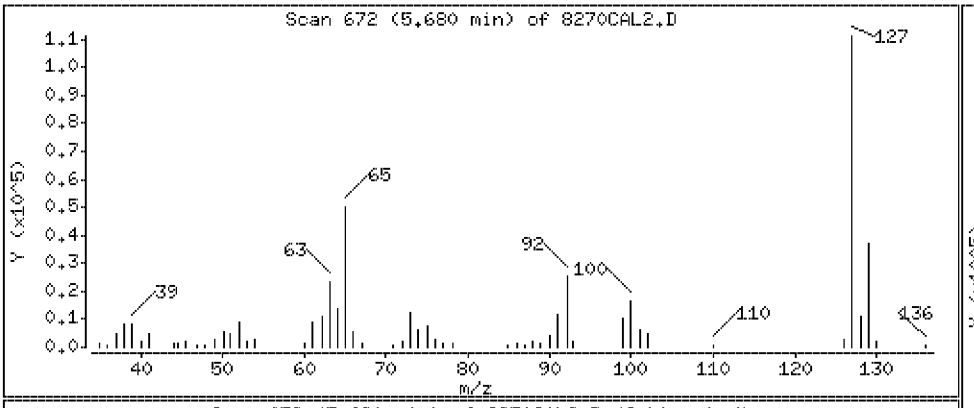

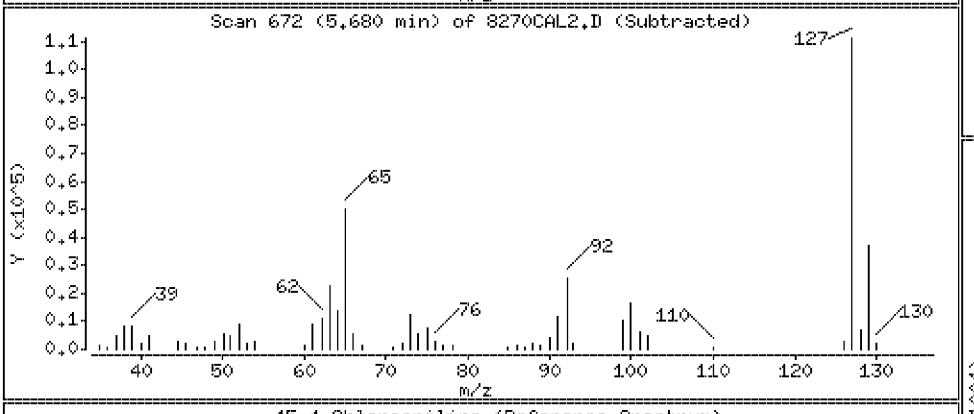

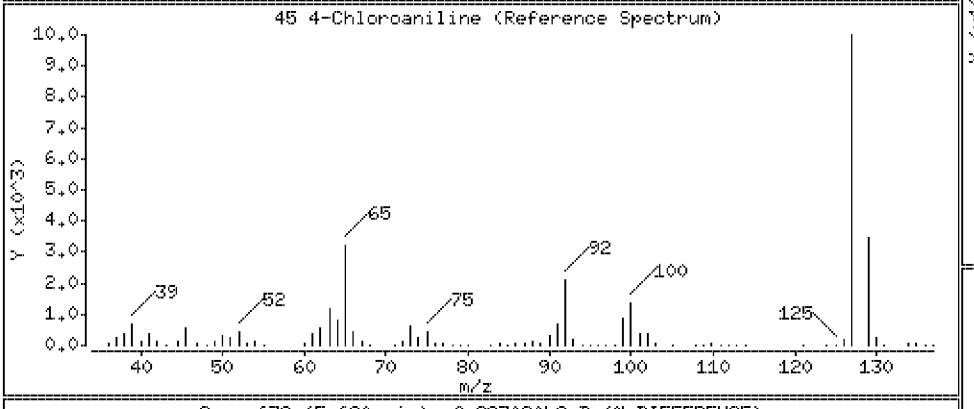

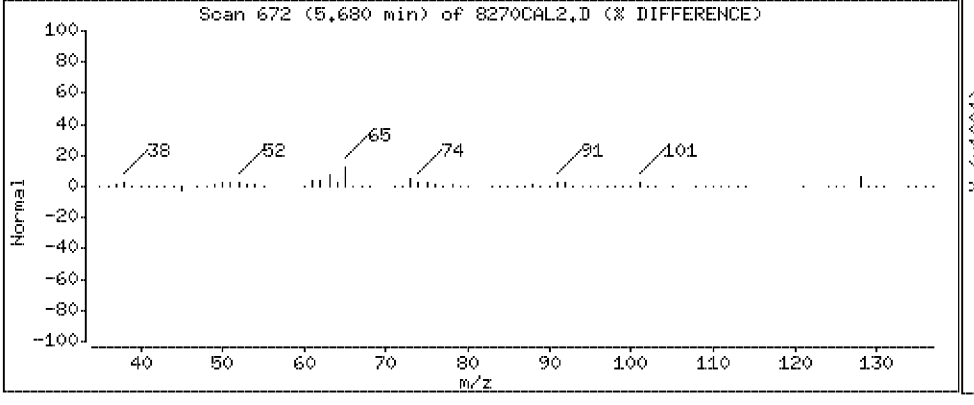

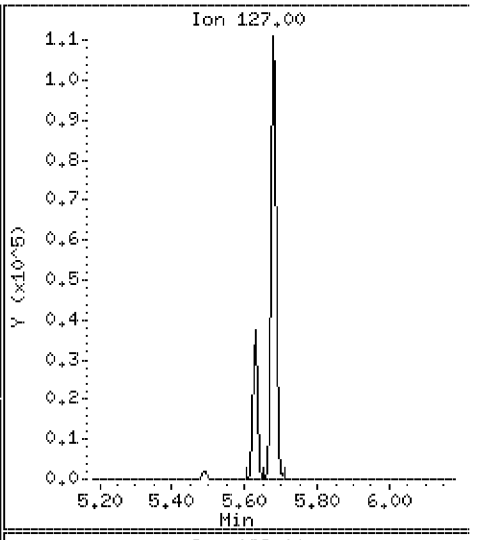

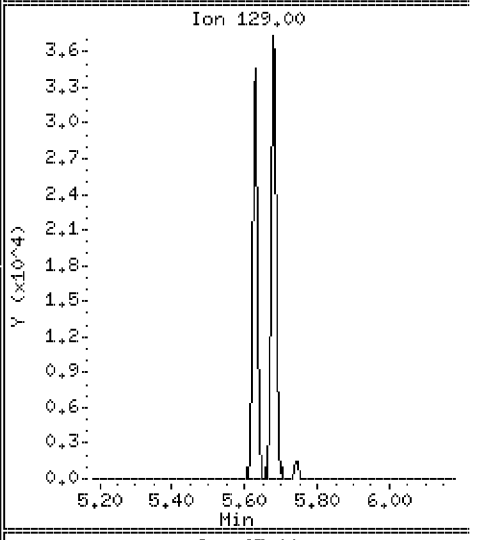

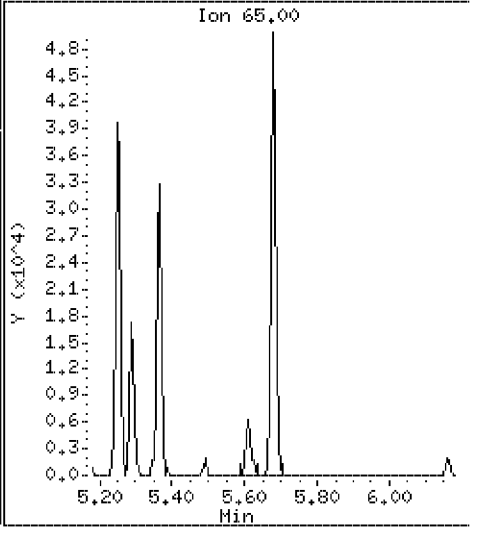

Data File: \\Svecd04\DD\chem\smsd03.i\S3042312.b\8270CAL2.D

Date : 23-APR-2012 12:21

Client ID: 8270CAL2

Instrument: smsd03.i

Sample Info: 45926

Purge Volume: 1000.0

Operator: PEL

Column phase: HPMS-5

Column diameter: 0.25

48 Hexachlorobutadiene

Concentration: 9.2 ug/l

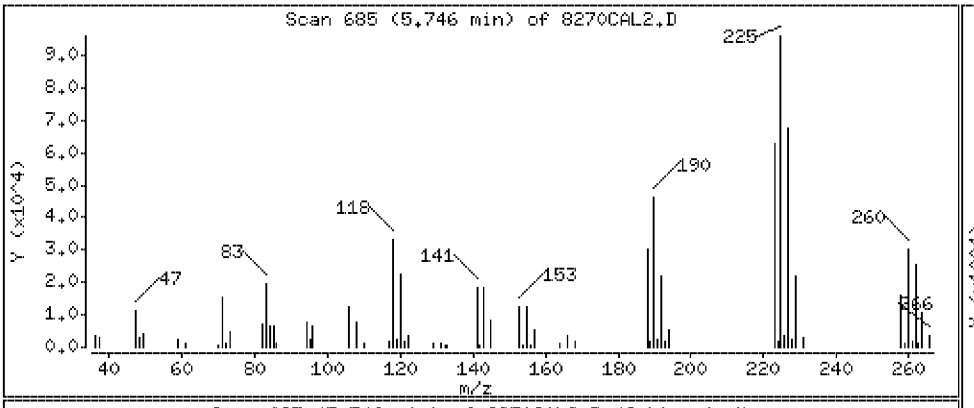

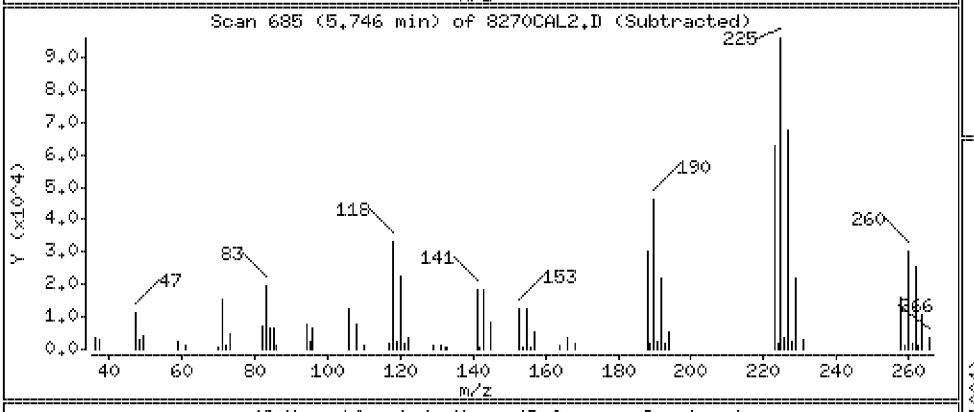

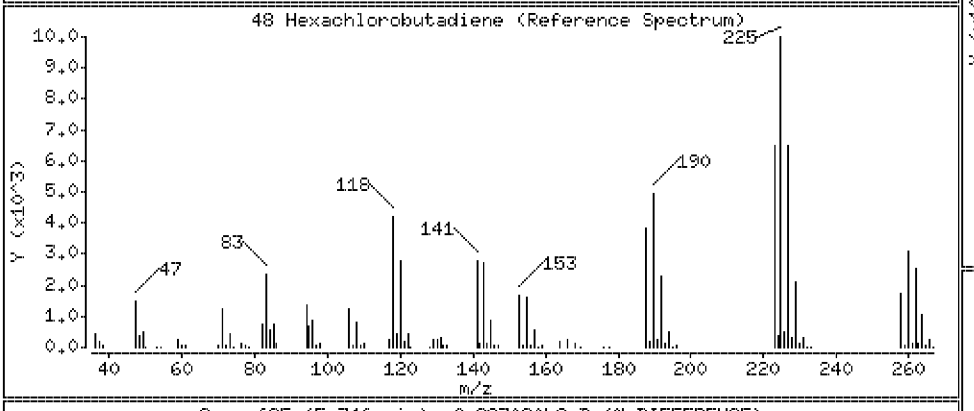

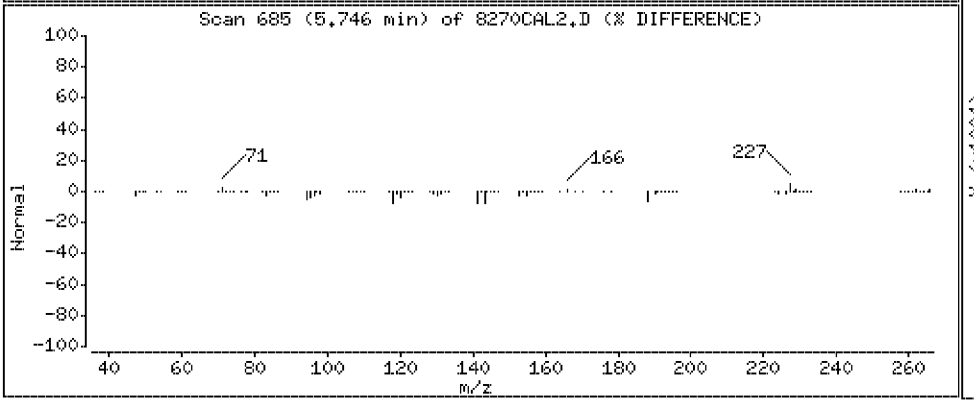

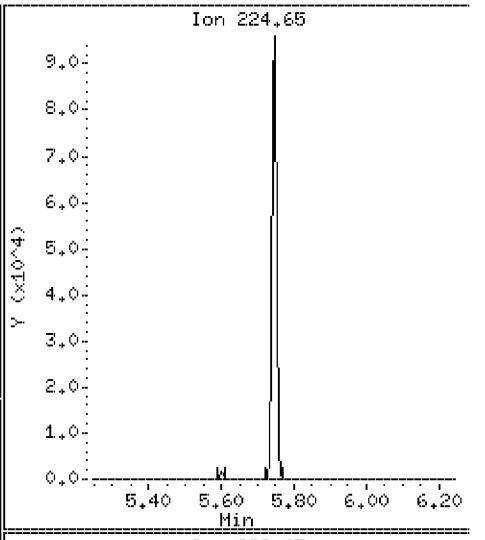

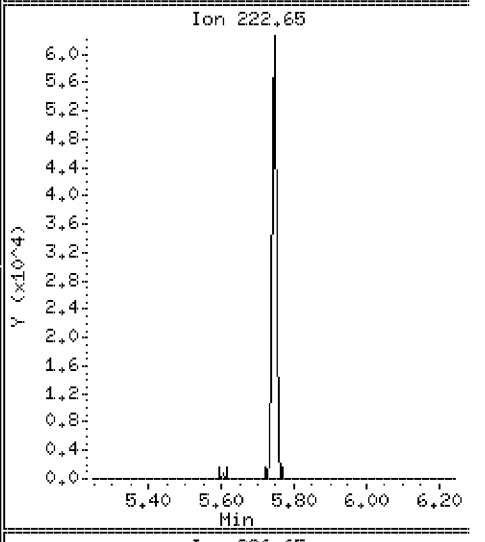

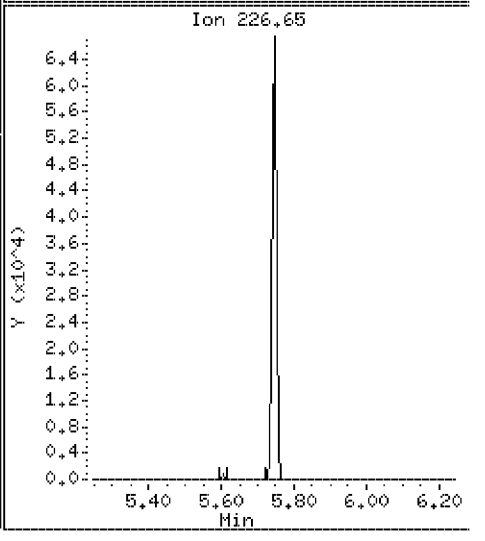

Data File: \\Svecd04\DD\chem\smsd03.i\S3042312.b\8270CAL2.D

Date : 23-APR-2012 12:21

Client ID: 8270CAL2 Instrument: smsd03.i

Sample Info: 45926

Purge Volume: 1000.0 Operator: PEL

Column phase: HPMS-5 Column diameter: 0.25

51 4-Chloro-3-methylphenol Concentration: 9.3 ug/l

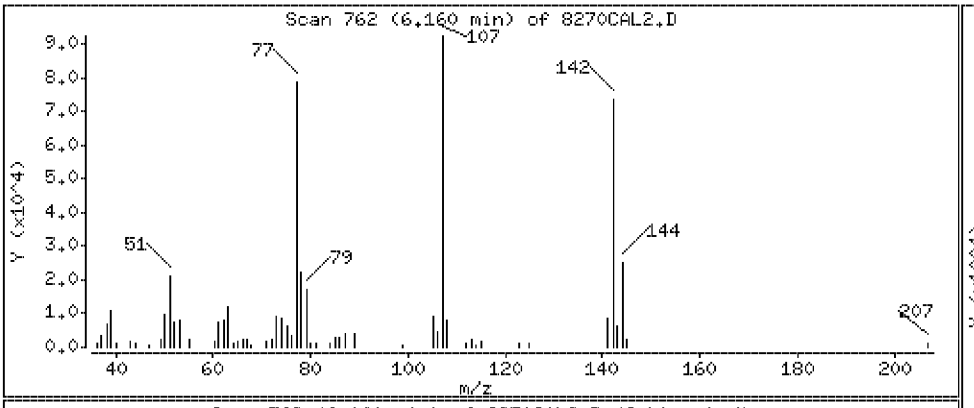

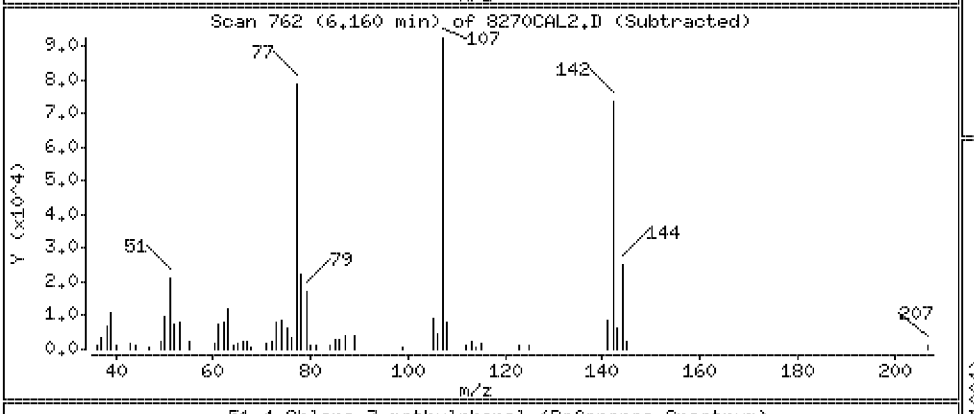

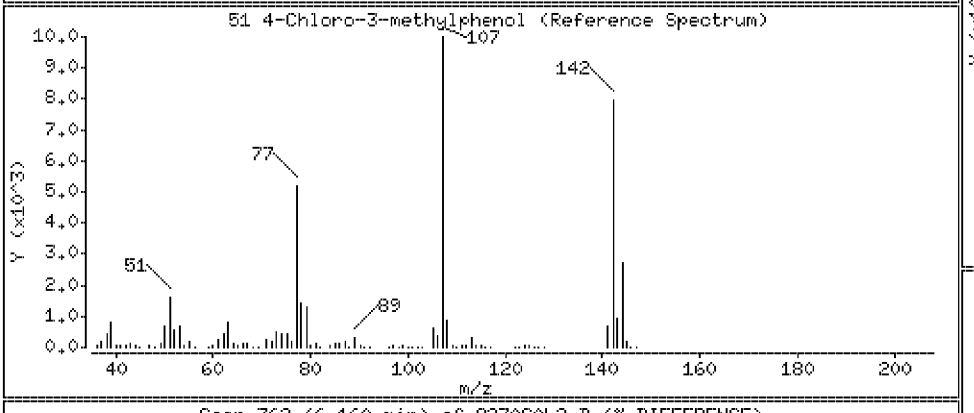

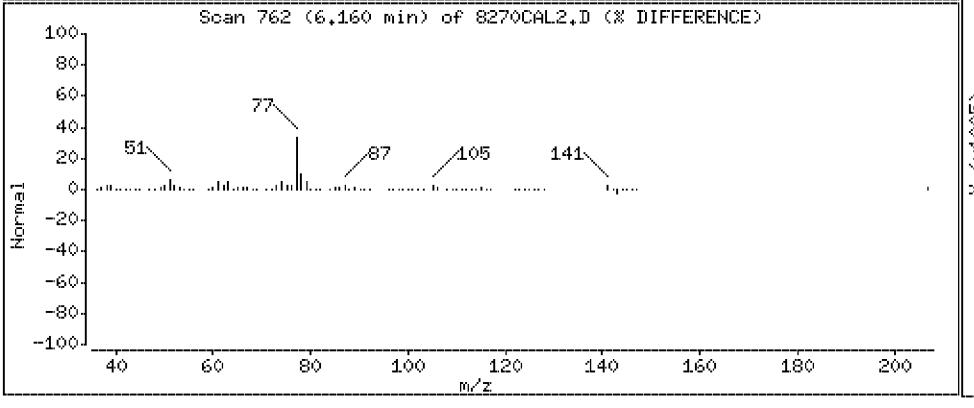

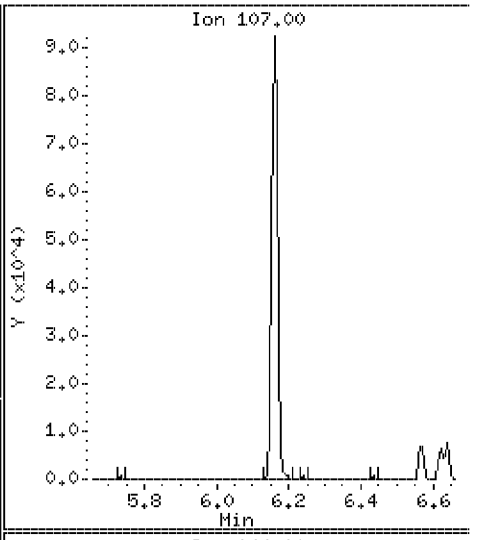

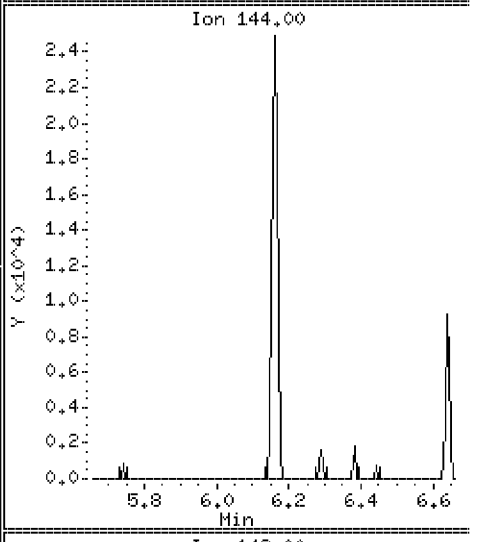

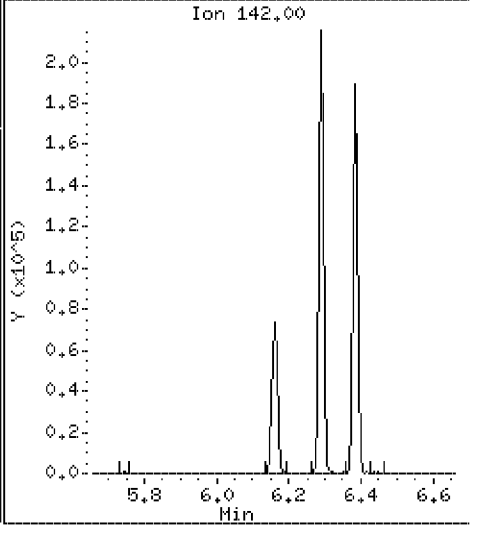

Data File: \\Svecd04\DD\chem\smsd03.i\S3042312.b\8270CAL2.D

Date : 23-APR-2012 12:21

Client ID: 8270CAL2 Instrument: smsd03.i

Sample Info: 45926

Purge Volume: 1000.0 Operator: PEL

Column phase: HPMS-5 Column diameter: 0.25

53 2-Methylnaphthalene Concentration: 9.4 ug/l

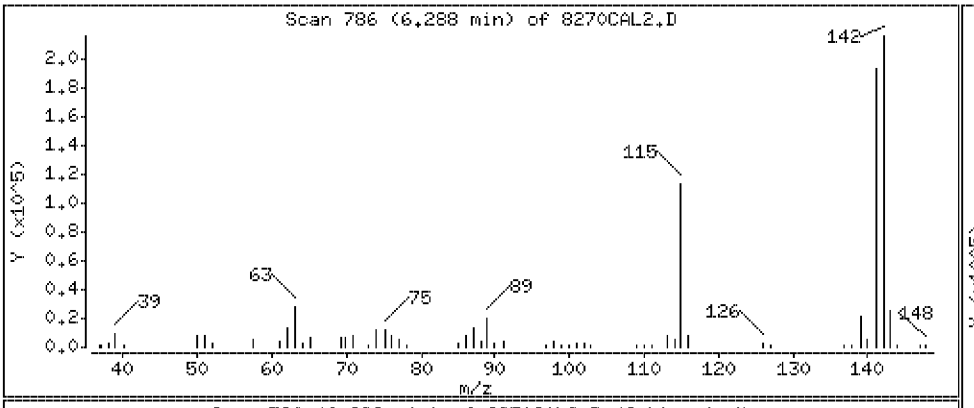

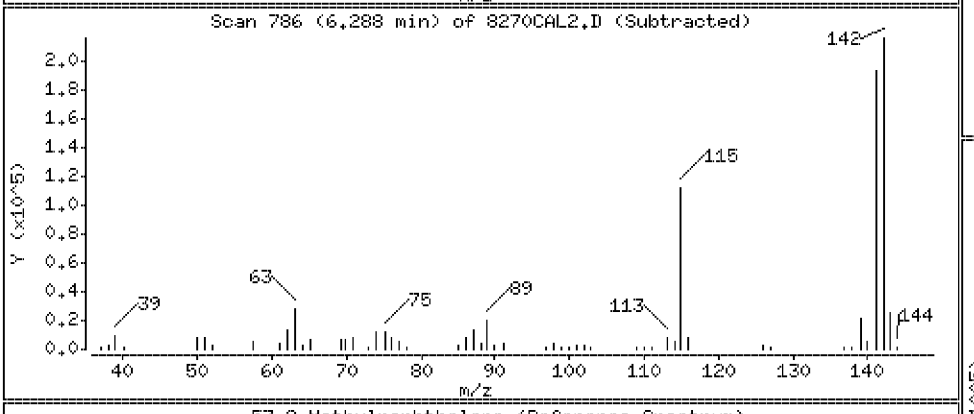

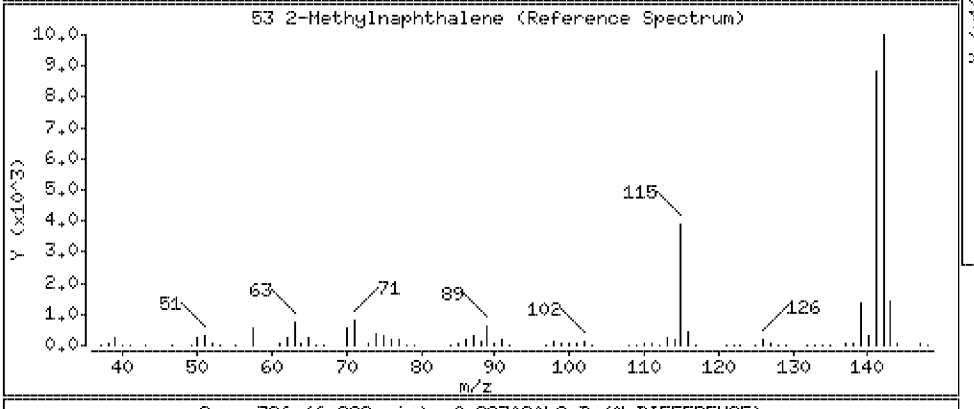

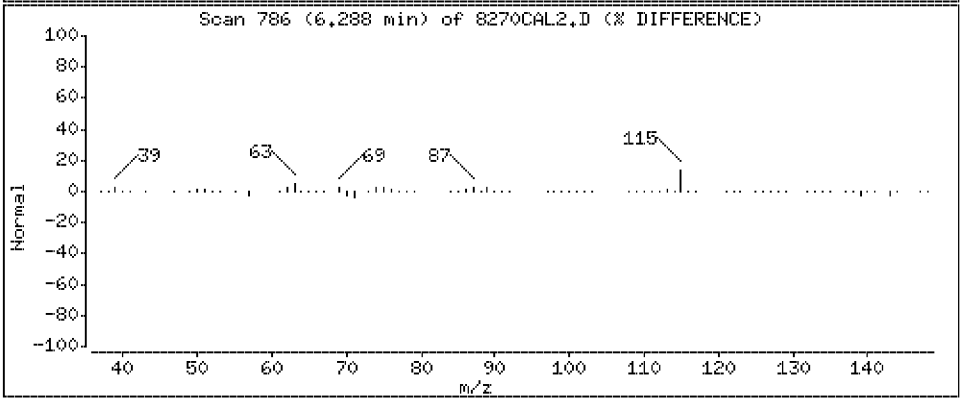

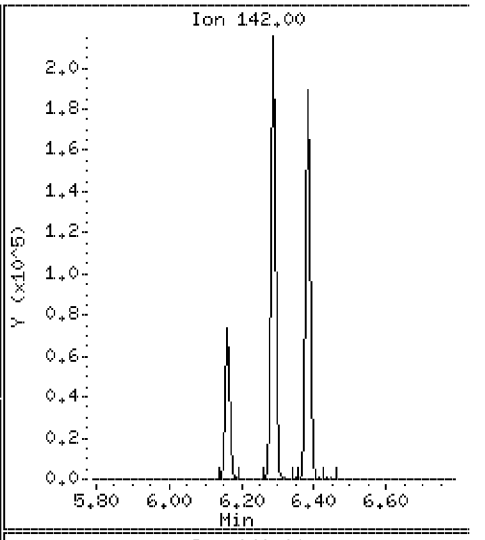

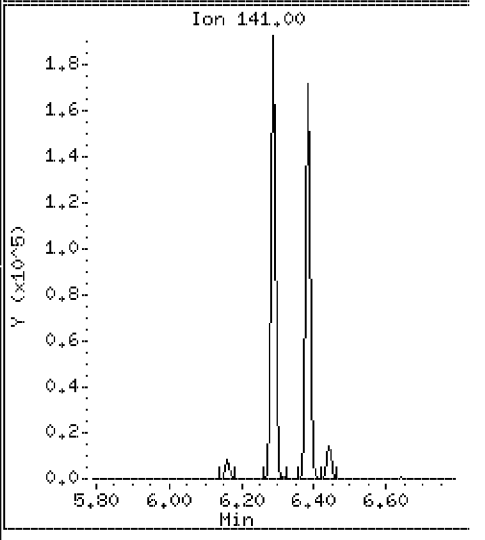

Data File: \\Svecd04\DD\chem\smsd03.i\S3042312.b\8270CAL2.D

Date : 23-APR-2012 12:21

Client ID: 8270CAL2 Instrument: smsd03.i

Sample Info: 45926

Purge Volume: 1000.0 Operator: PEL

Column phase: HPMS-5 Column diameter: 0.25

54 1-Methylnaphthalene Concentration: 9.4 ug/l

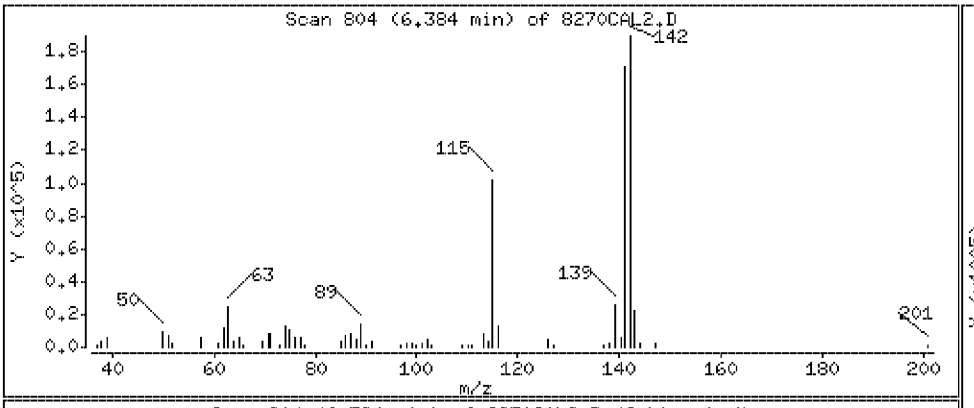

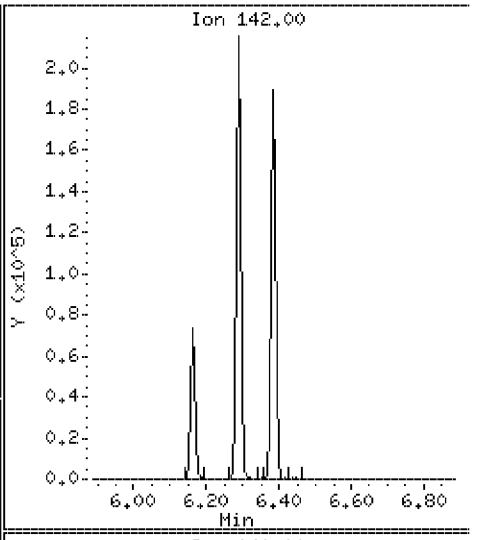

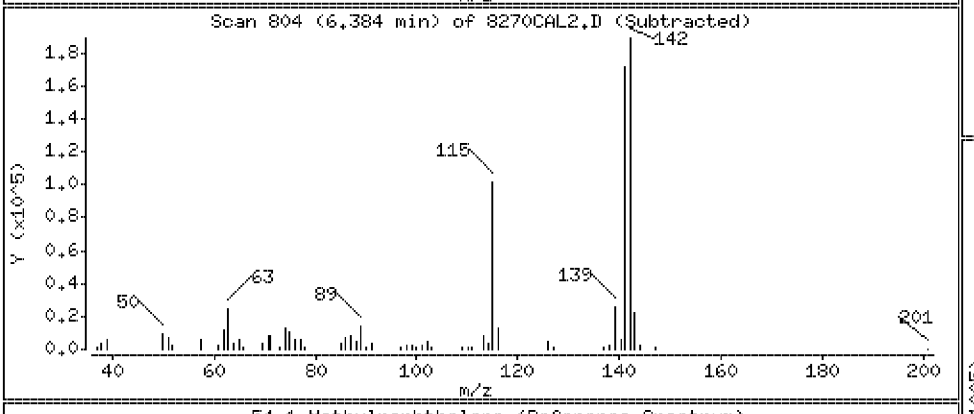

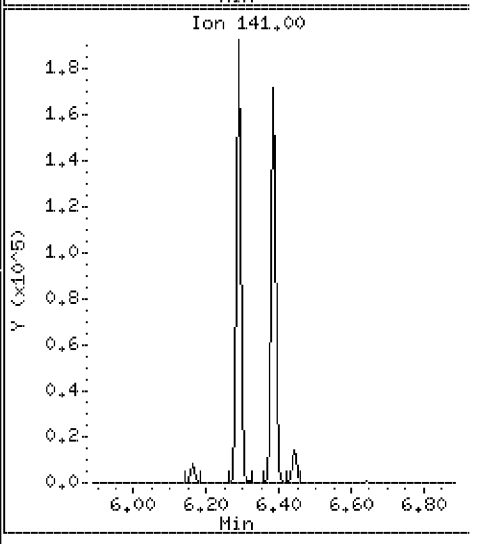

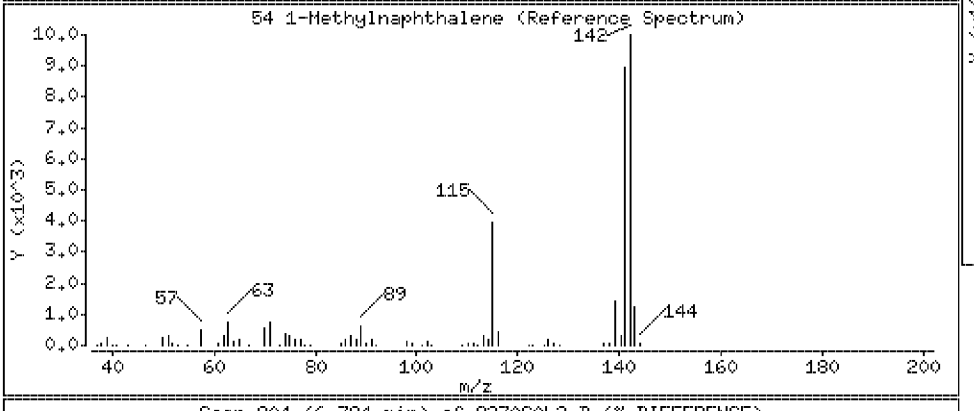

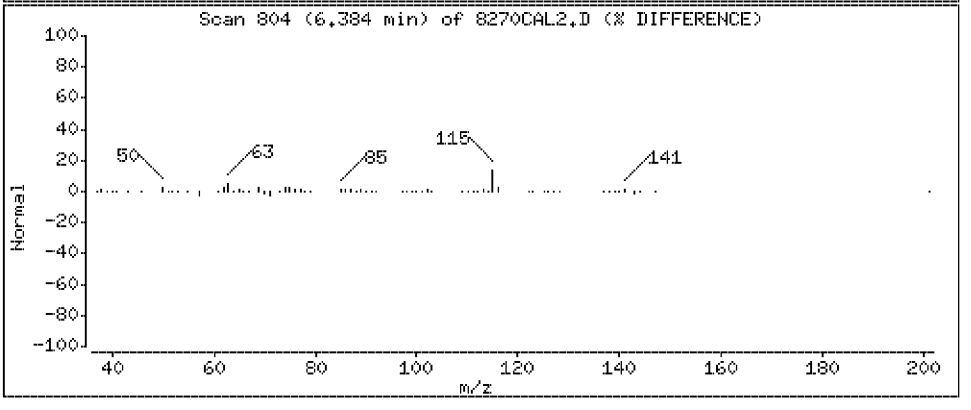

Data File: \\Svecd04\DD\chem\smsd03.i\S3042312.b\8270CAL2.D

Date : 23-APR-2012 12:21

Client ID: 8270CAL2

Instrument: smsd03.i

Sample Info: 45926

Purge Volume: 1000.0

Operator: PEL

Column phase: HPMS-5

Column diameter: 0.25

55 Hexachlorocyclopentadiene

Concentration: 9.1 ug/l

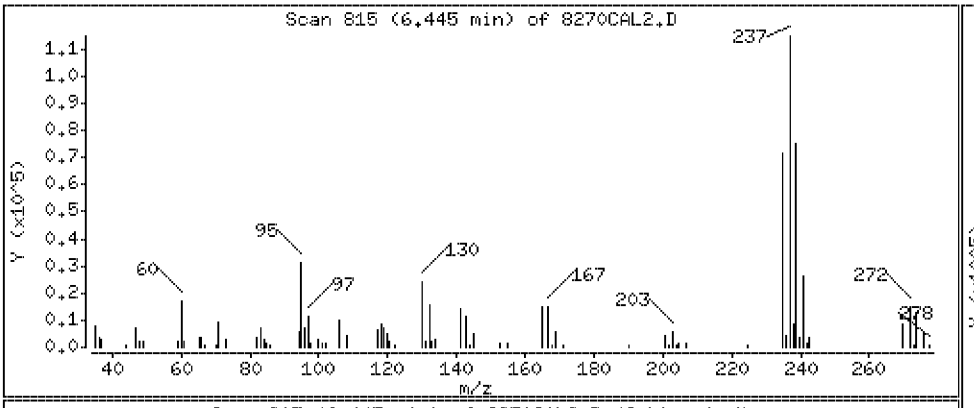

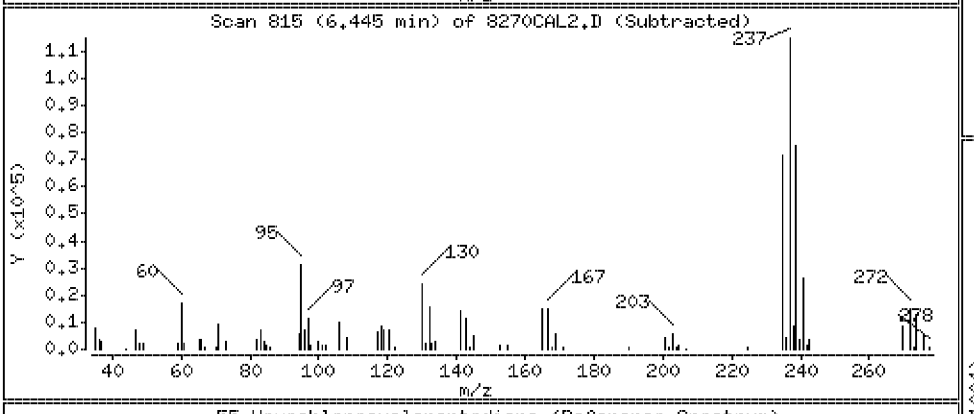

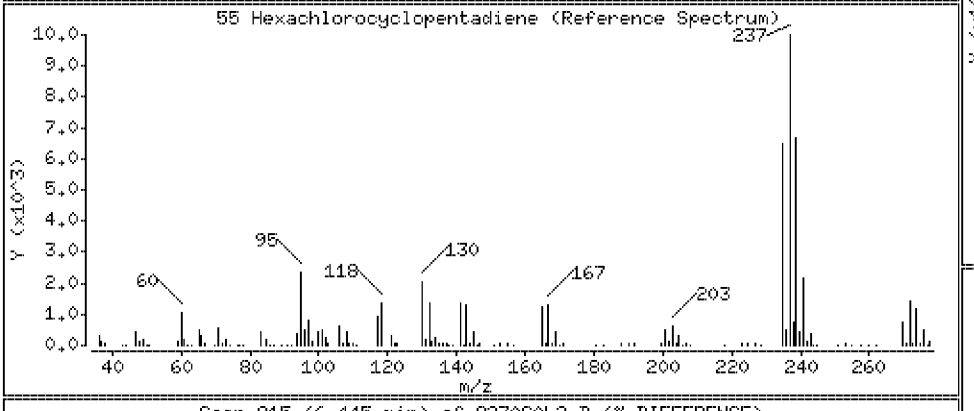

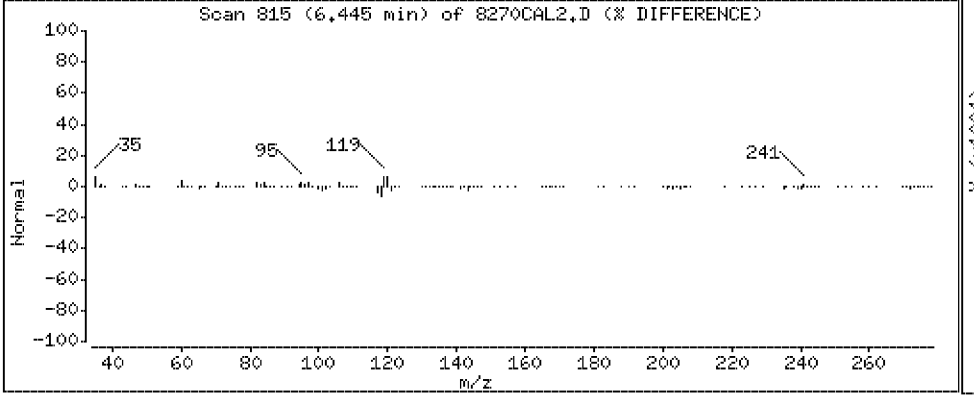

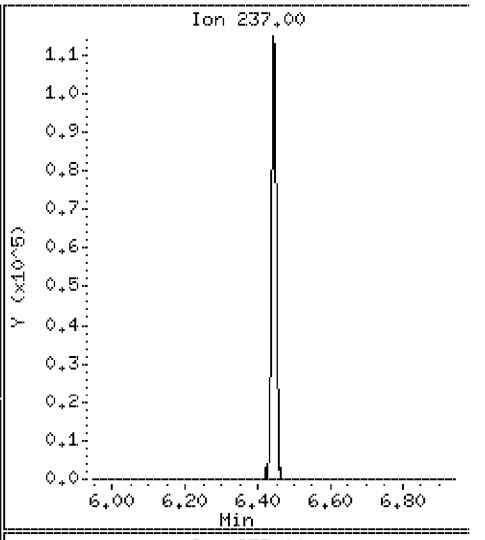

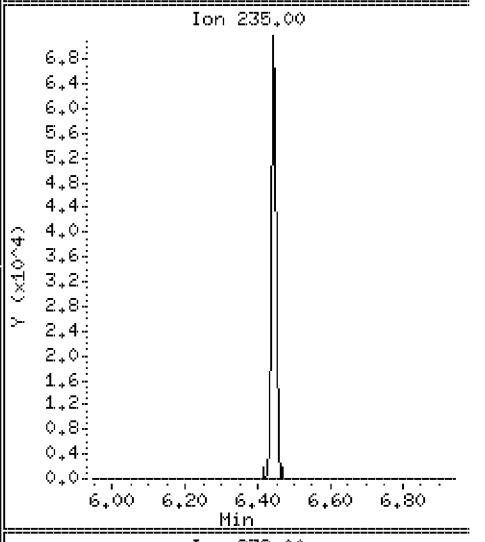

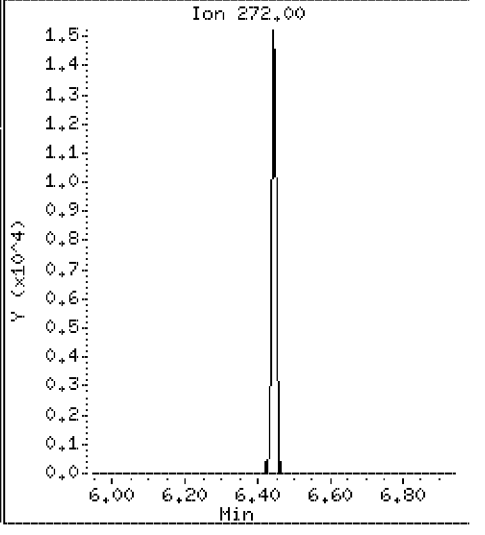

Data File: \\Svecd04\DD\chem\smsd03.i\S3042312.b\8270CAL2.D

Date : 23-APR-2012 12:21

Client ID: 8270CAL2 Instrument: smsd03.i

Sample Info: 45926

Purge Volume: 1000.0 Operator: PEL

Column phase: HPMS-5 Column diameter: 0.25

57 2,4,6-Trichlorophenol Concentration: 9.3 ug/l

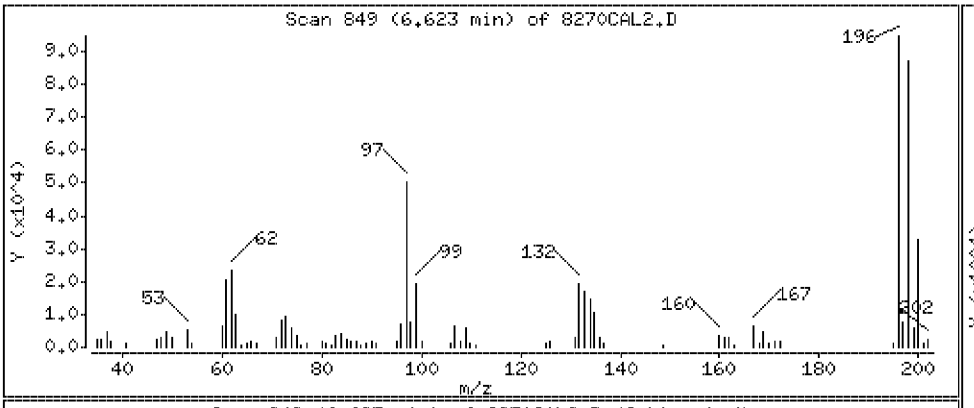

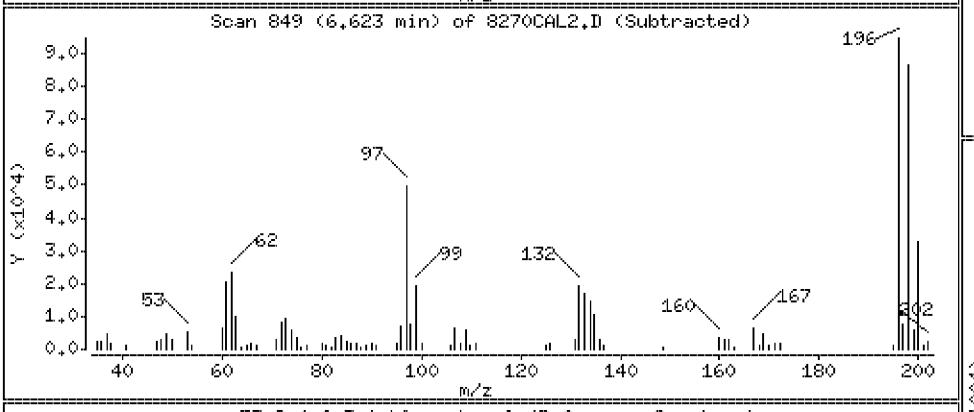

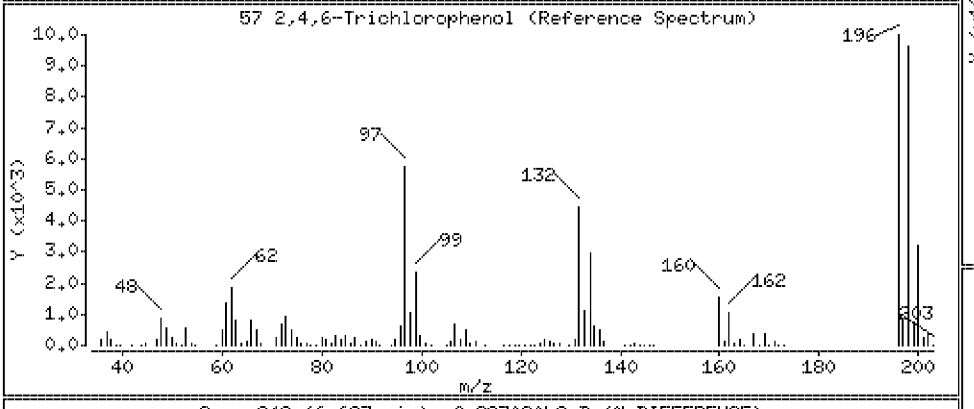

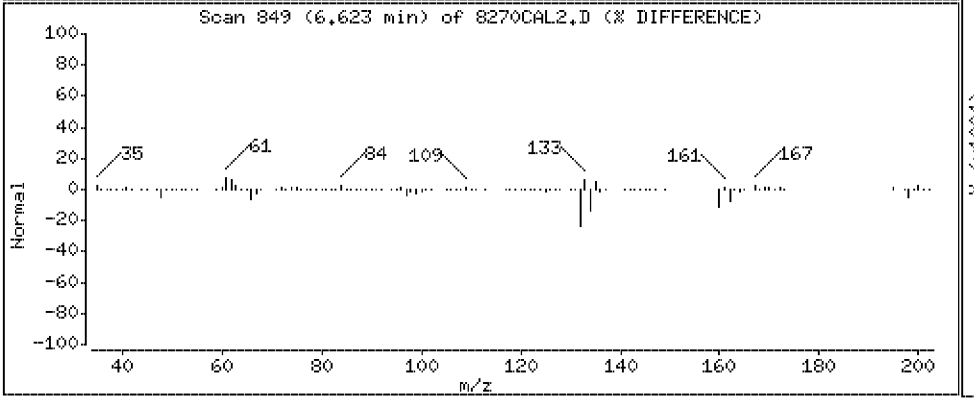

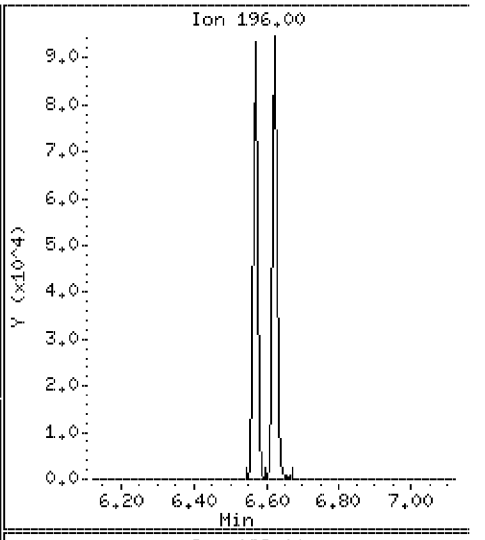

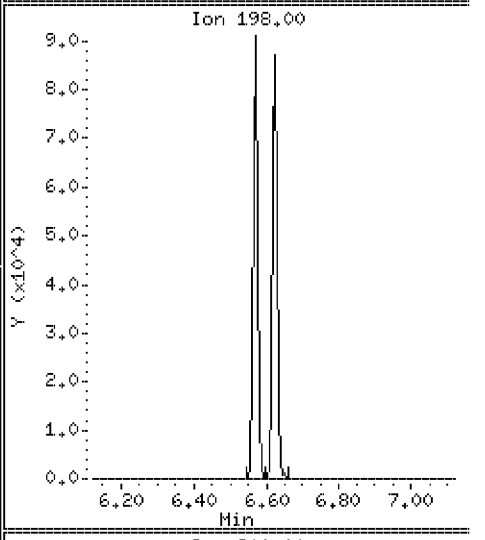

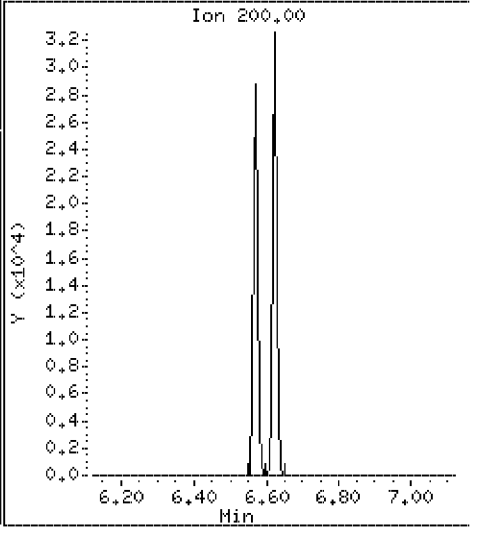

Data File: \\Svecd04\DD\chem\smsd03.i\S3042312.b\8270CAL2.D

Date : 23-APR-2012 12:21

Client ID: 8270CAL2 Instrument: smsd03.i

Sample Info: 45926

Purge Volume: 1000.0 Operator: PEL

Column phase: HPMS-5 Column diameter: 0.25

58 2,4,5-Trichlorophenol Concentration: 9.5 ug/l

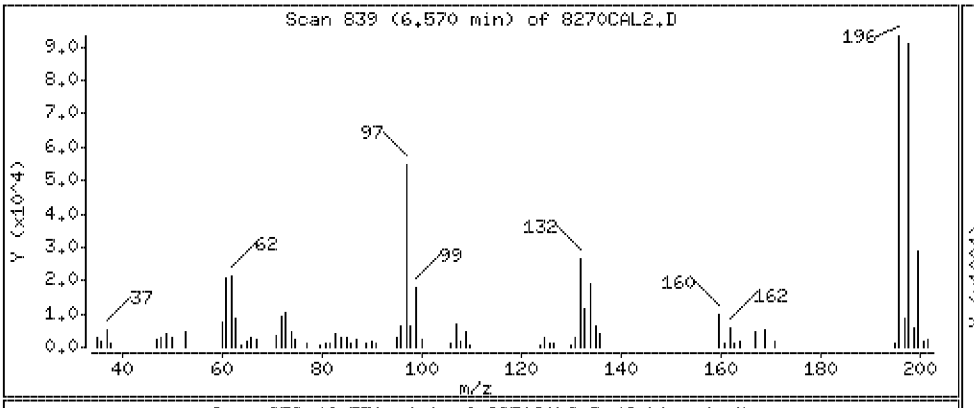

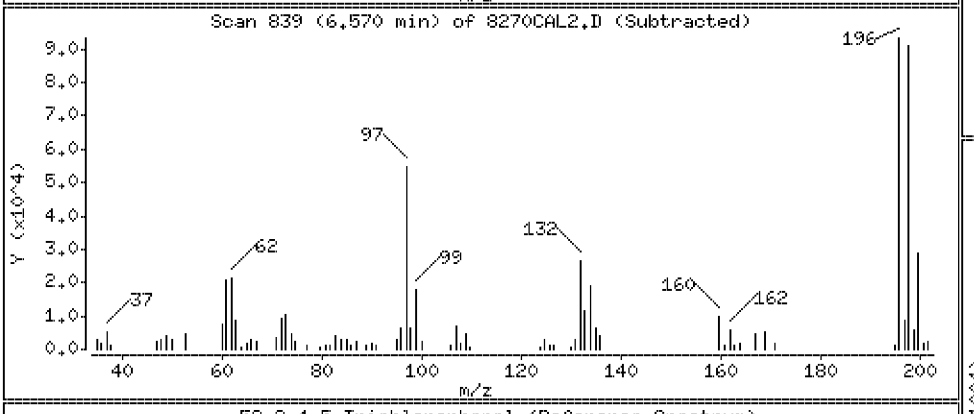

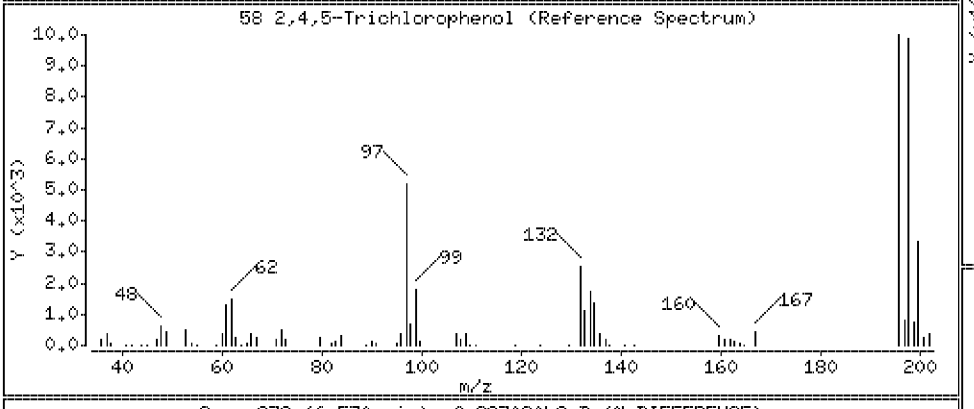

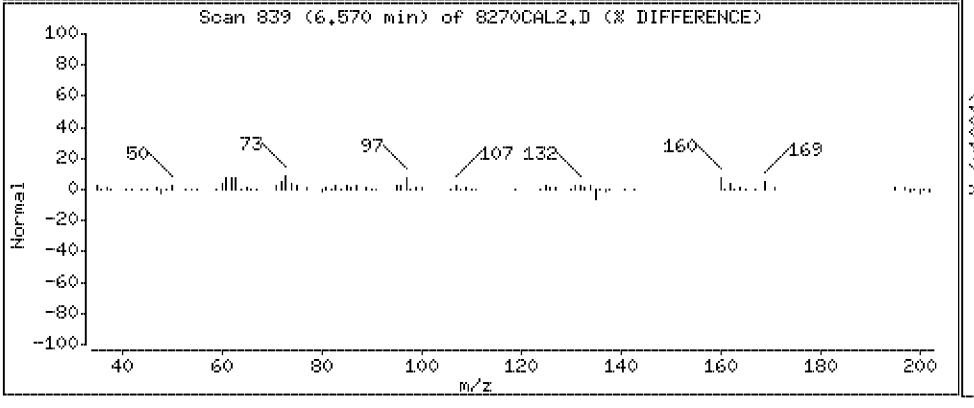

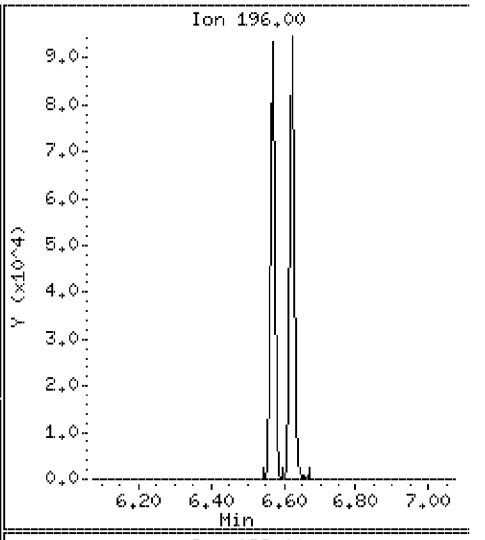

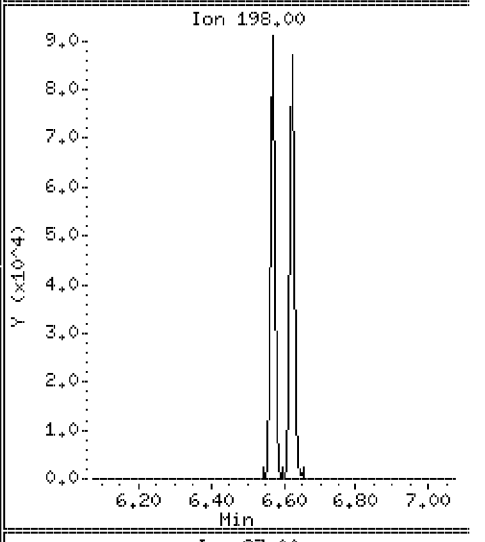

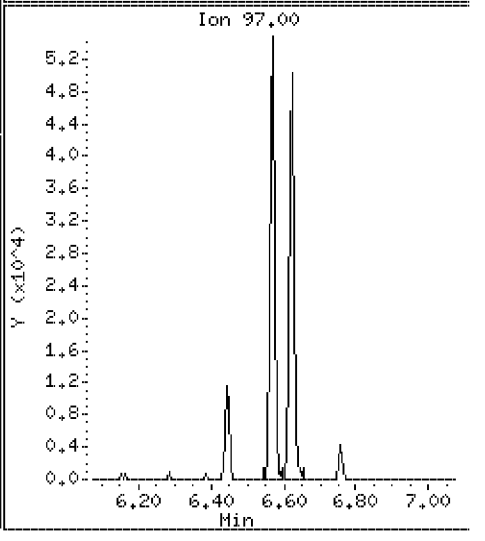

Data File: \\Svecd04\DD\chem\smsd03.i\S3042312.b\8270CAL2.D

Date : 23-APR-2012 12:21

Client ID: 8270CAL2 Instrument: smsd03.i

Sample Info: 45926

Purge Volume: 1000.0 Operator: PEL

Column phase: HPMS-5 Column diameter: 0.25

62 2-Chloronaphthalene Concentration: 9.4 ug/l

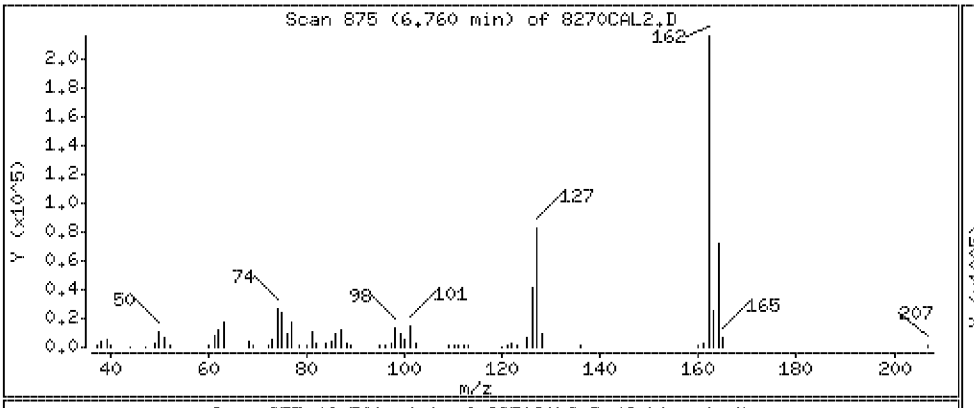

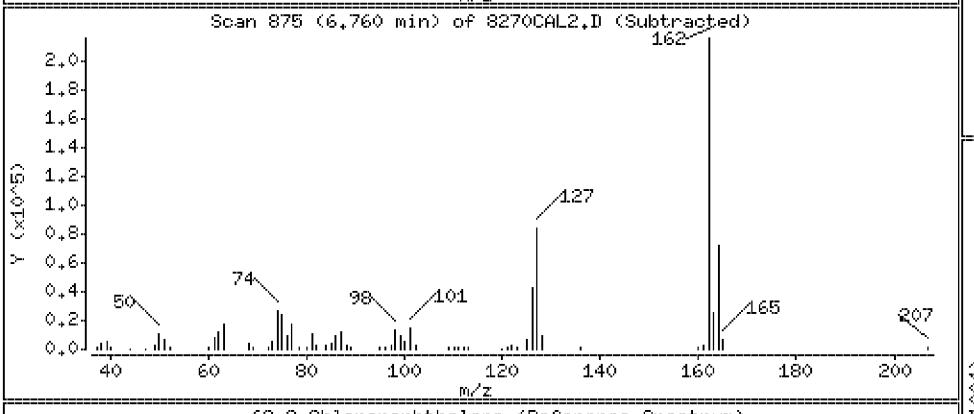

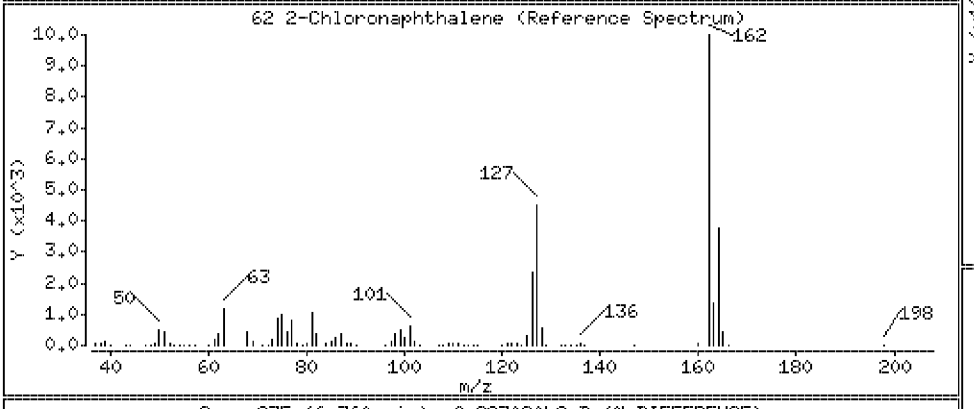

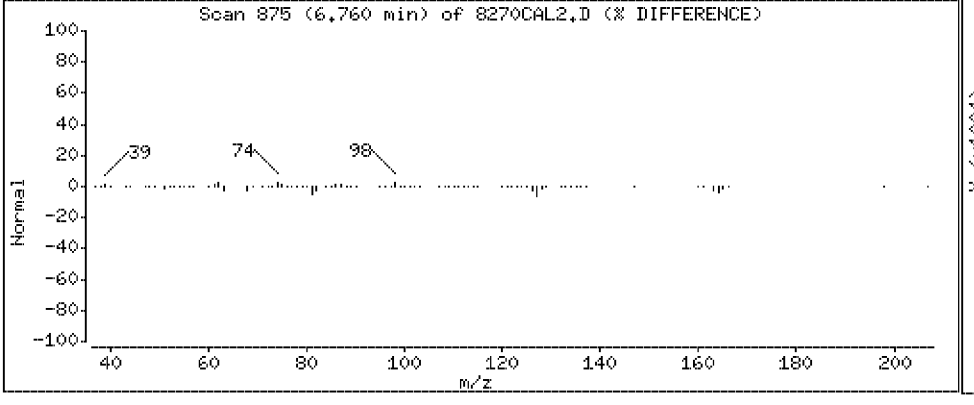

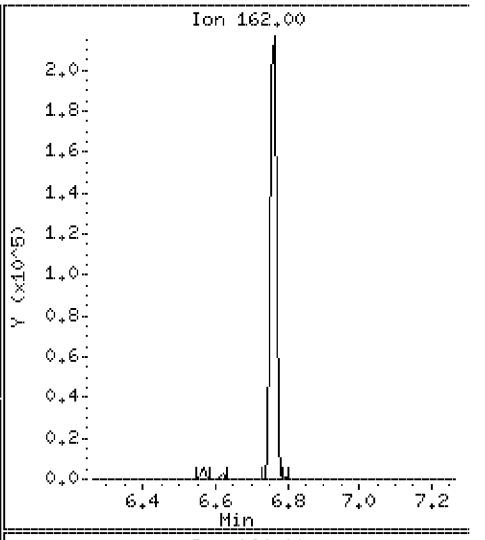

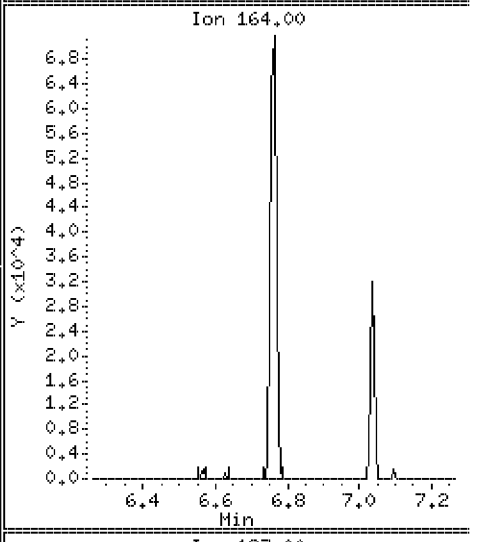

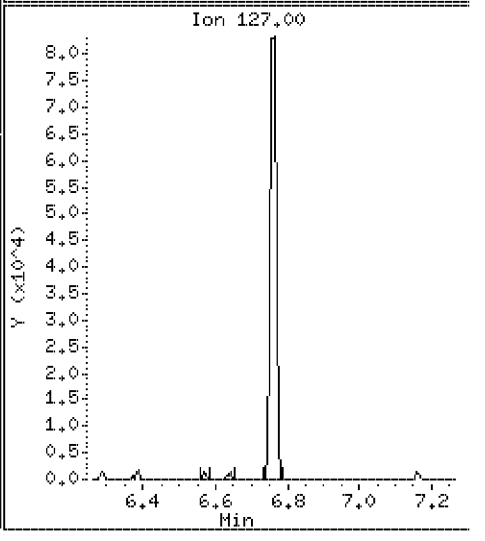

Data File: \\Svecd04\DD\chem\smsd03.i\S3042312.b\8270CAL2.D

Date : 23-APR-2012 12:21

Client ID: 8270CAL2 Instrument: smsd03.i

Sample Info: 45926

Purge Volume: 1000.0 Operator: PEL

Column phase: HPMS-5 Column diameter: 0.25

63 2-Nitroaniline Concentration: 9.6 ug/l

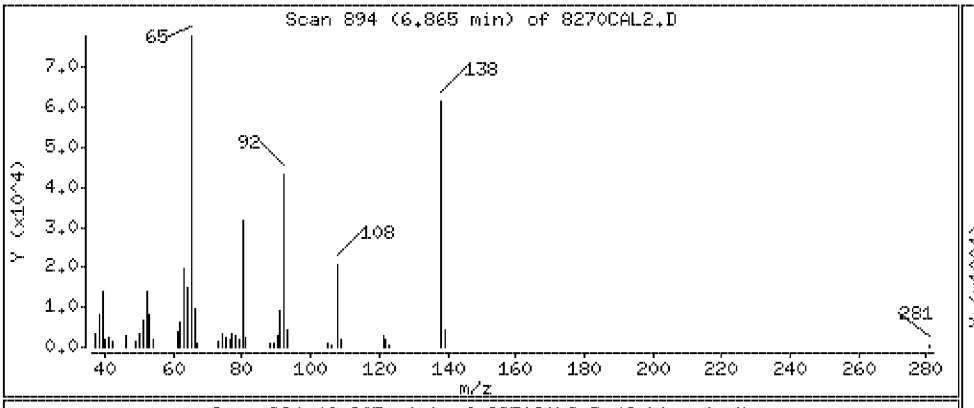

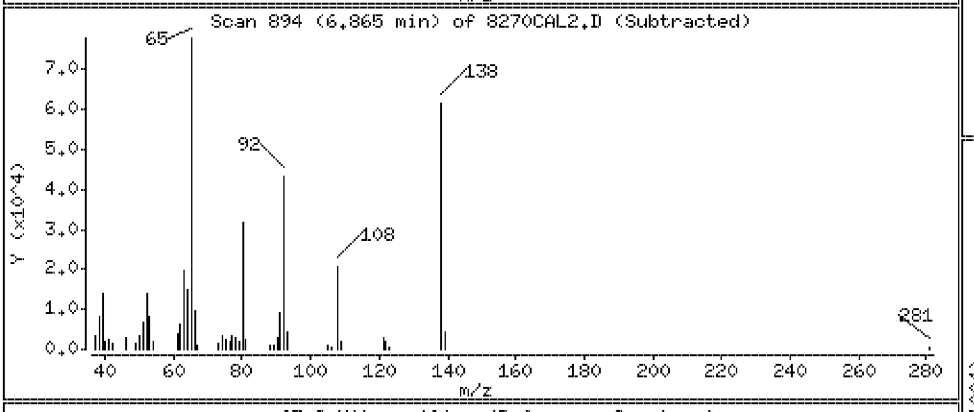

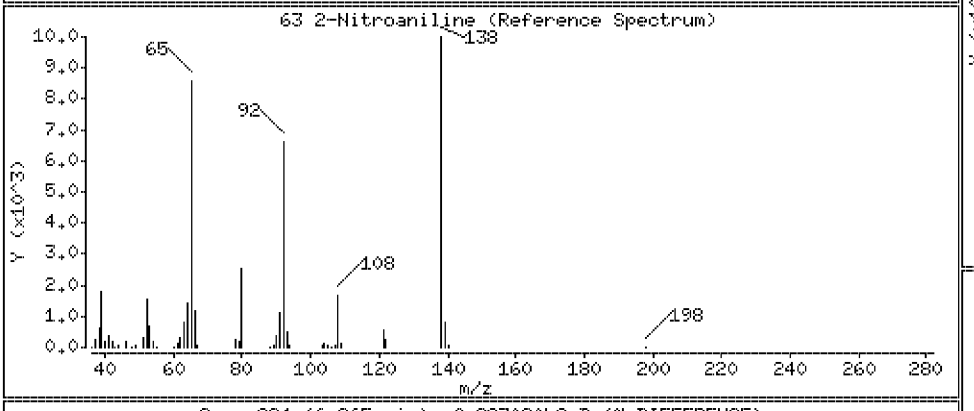

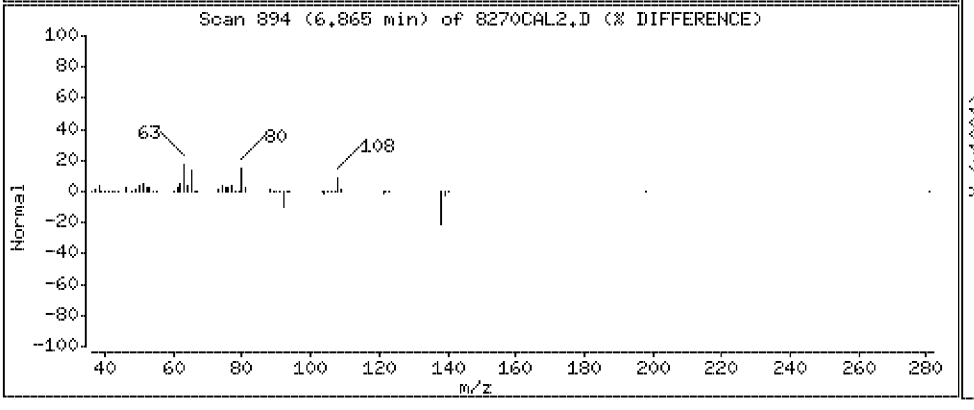

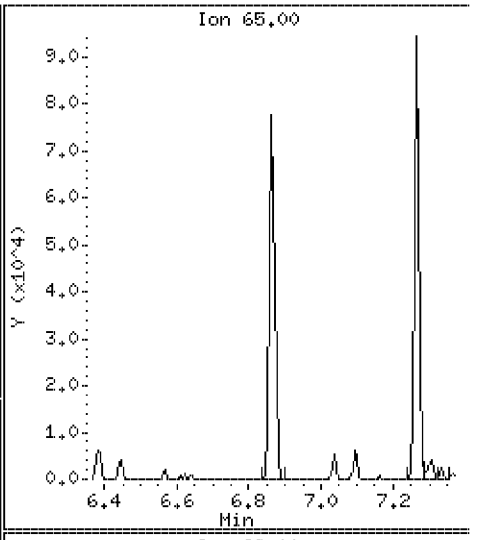

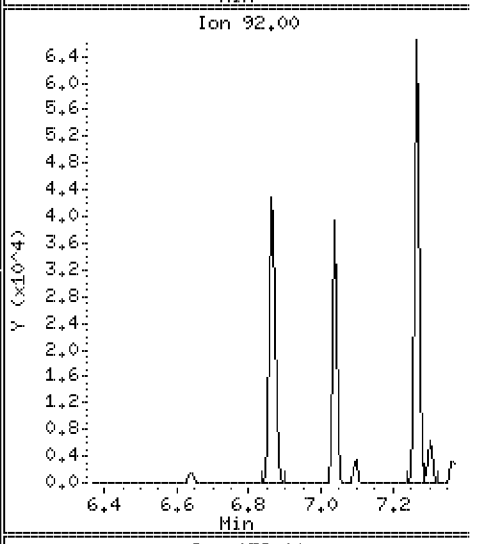

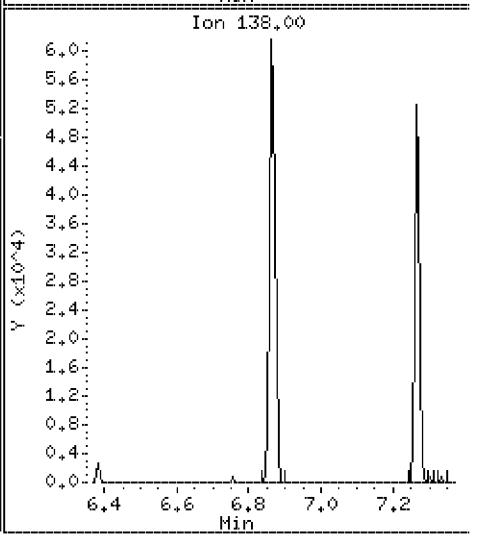

Data File: \\Svecd04\DD\chem\smsd03.i\S3042312.b\8270CAL2.D

Date : 23-APR-2012 12:21

Client ID: 8270CAL2 Instrument: smsd03.i

Sample Info: 45926

Purge Volume: 1000.0 Operator: PEL

Column phase: HPMS-5 Column diameter: 0.25

65 Dimethylphthalate Concentration: 9.8 ug/l

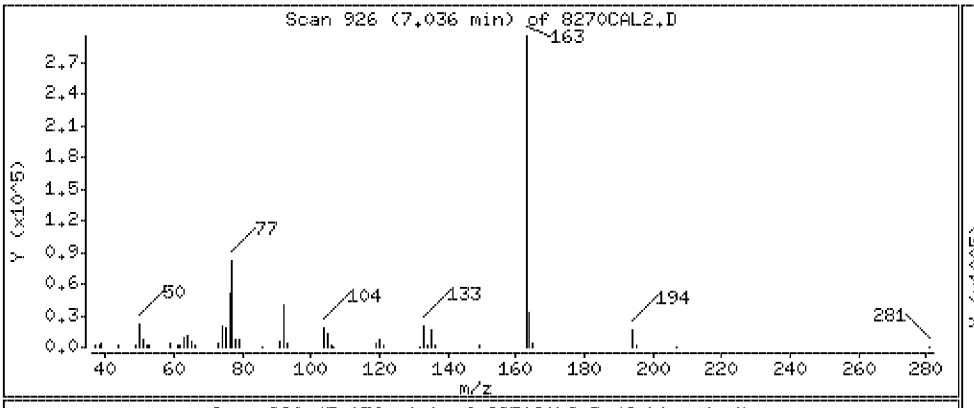

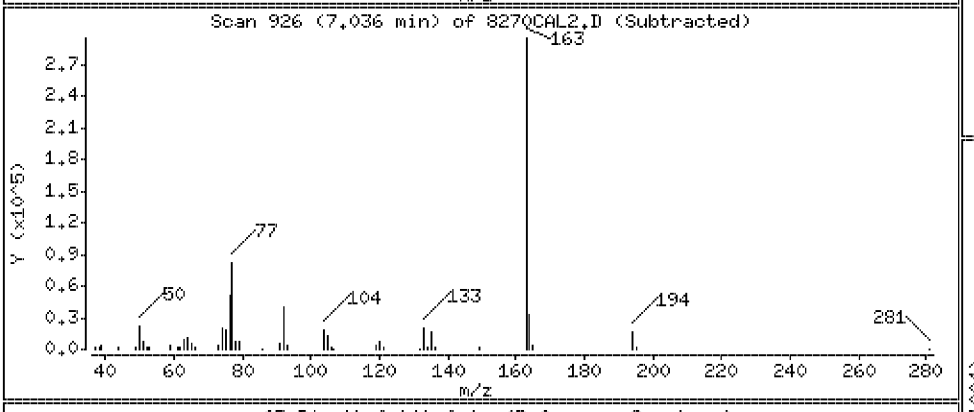

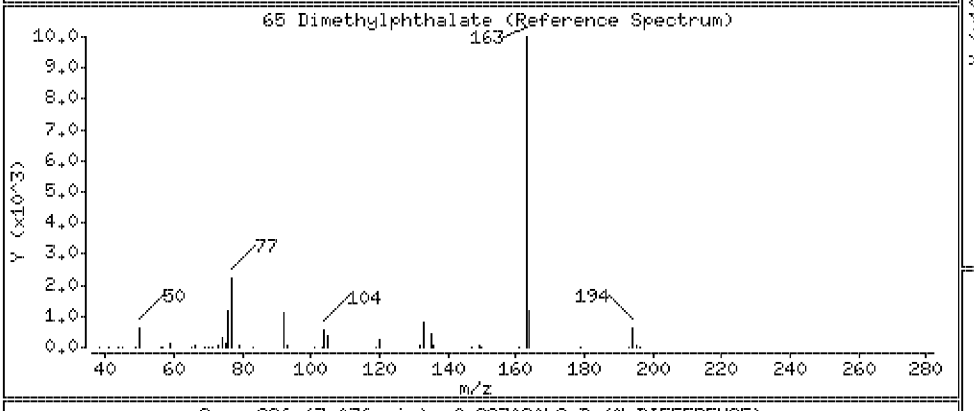

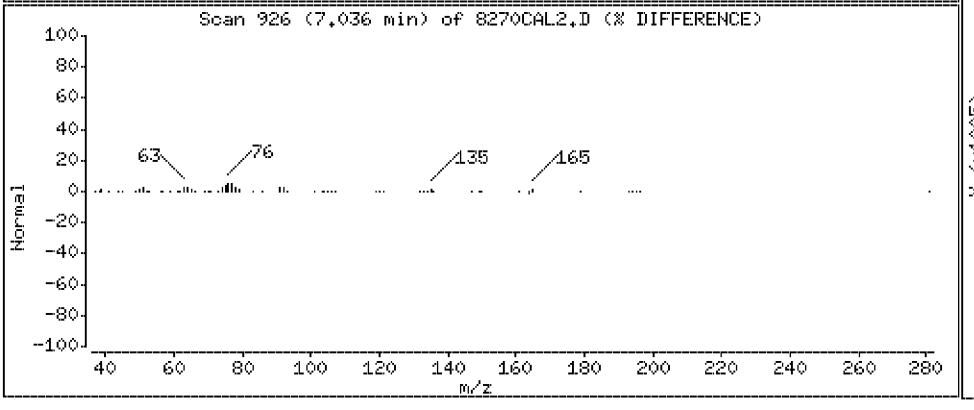

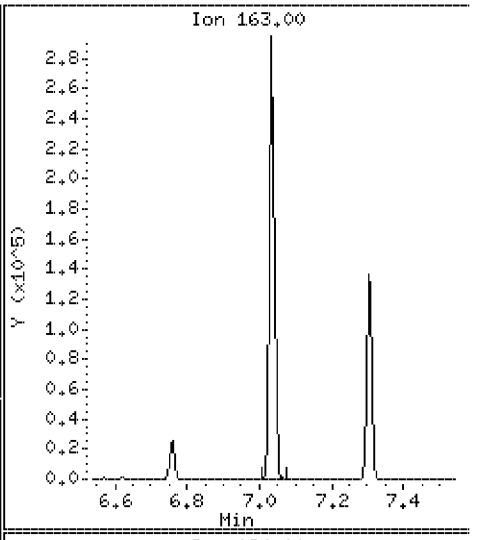

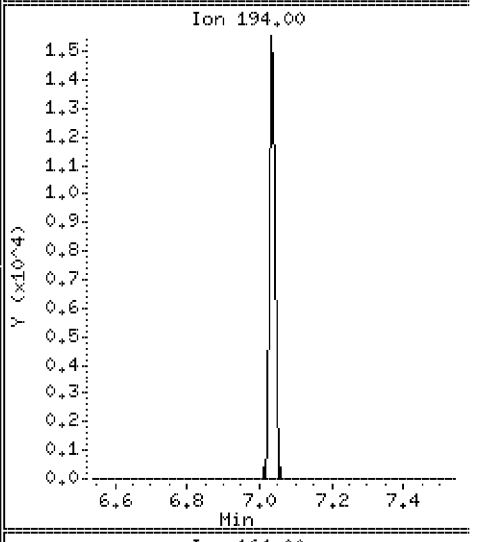

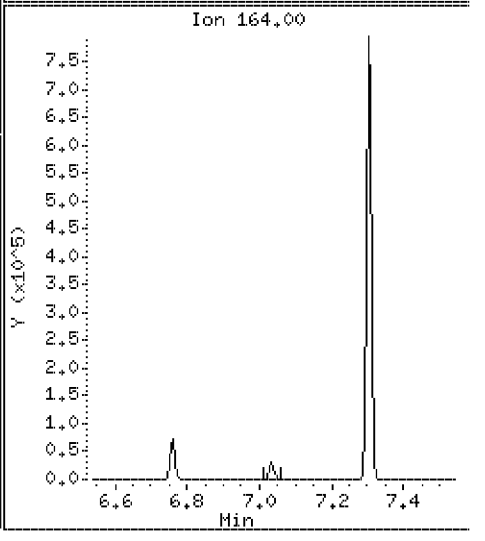

Data File: \\Svecd04\DD\chem\smsd03.i\S3042312.b\8270CAL2.D

Date : 23-APR-2012 12:21

Client ID: 8270CAL2 Instrument: smsd03.i

Sample Info: 45926

Purge Volume: 1000.0 Operator: PEL

Column phase: HPMS-5 Column diameter: 0.25

68 Acenaphthylene Concentration: 9.6 ug/l

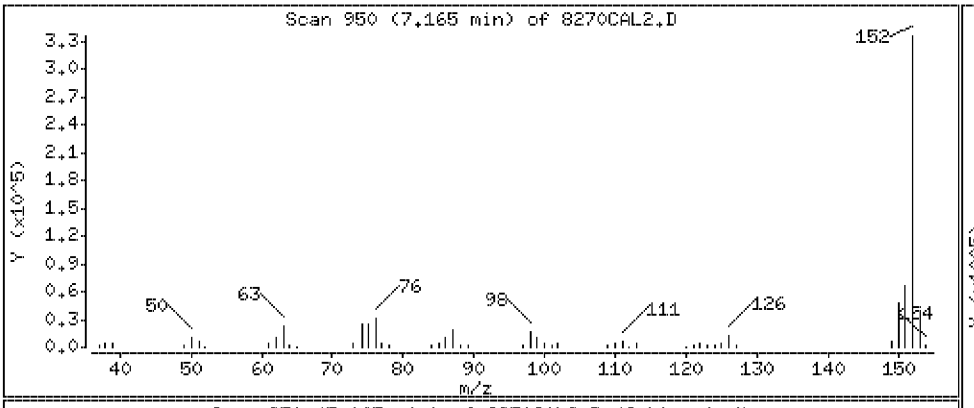

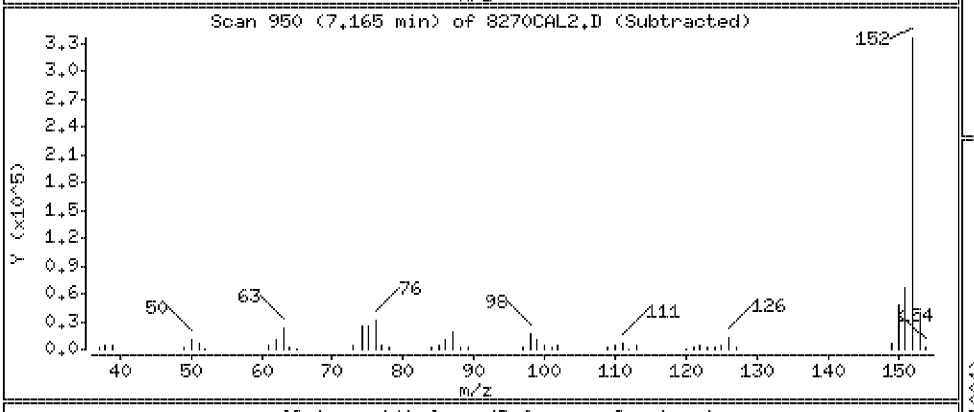

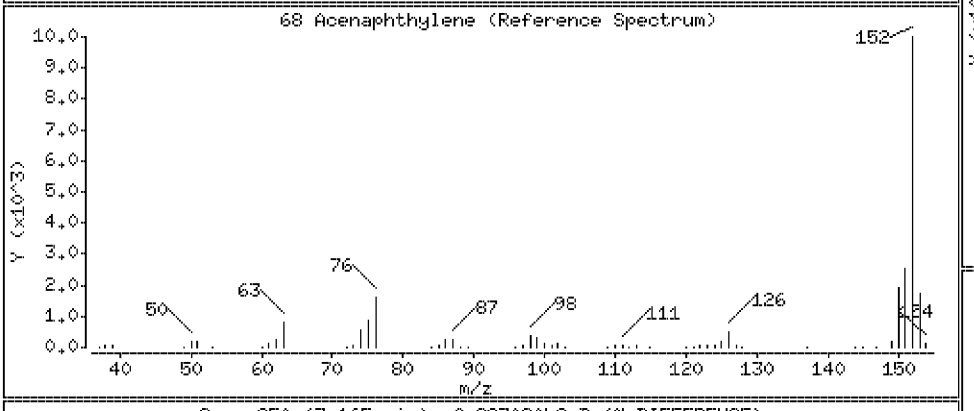

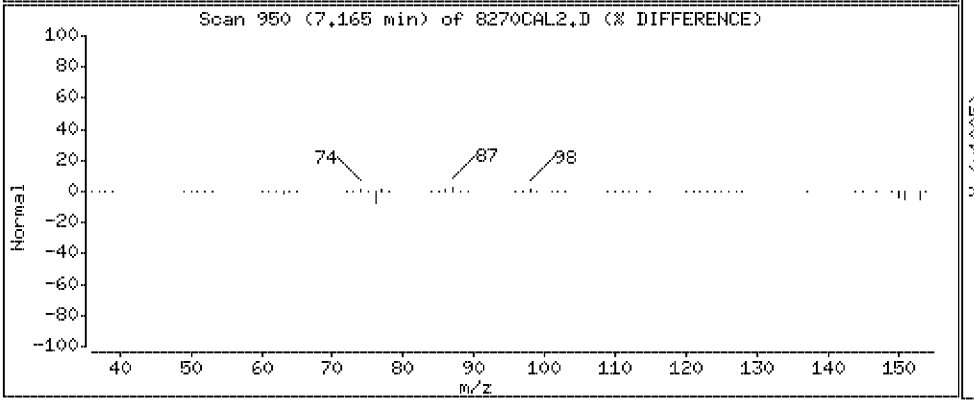

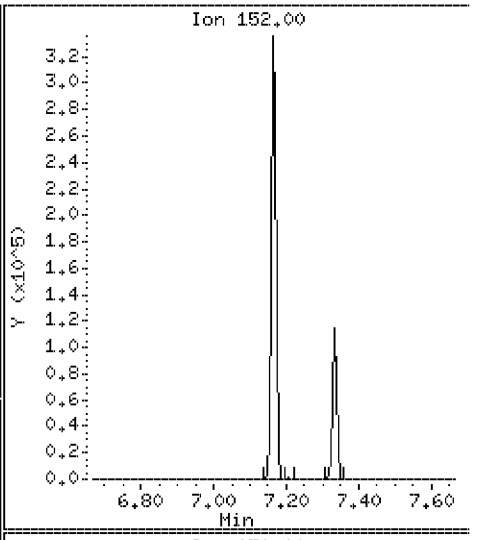

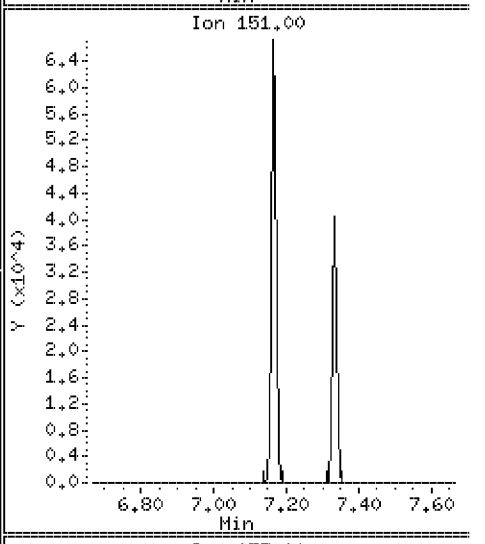

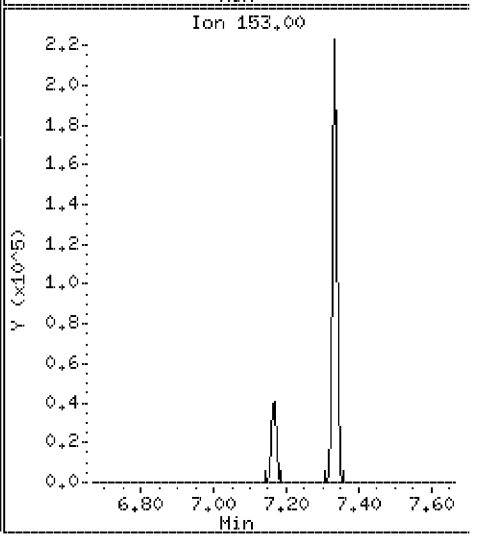

Data File: \\Svecd04\DD\chem\smsd03.i\S3042312.b\8270CAL2.D

Date : 23-APR-2012 12:21

Client ID: 8270CAL2 Instrument: smsd03.i

Sample Info: 45926

Purge Volume: 1000.0 Operator: PEL

Column phase: HPMS-5 Column diameter: 0.25

67 2,6-Dinitrotoluene Concentration: 9.4 ug/l

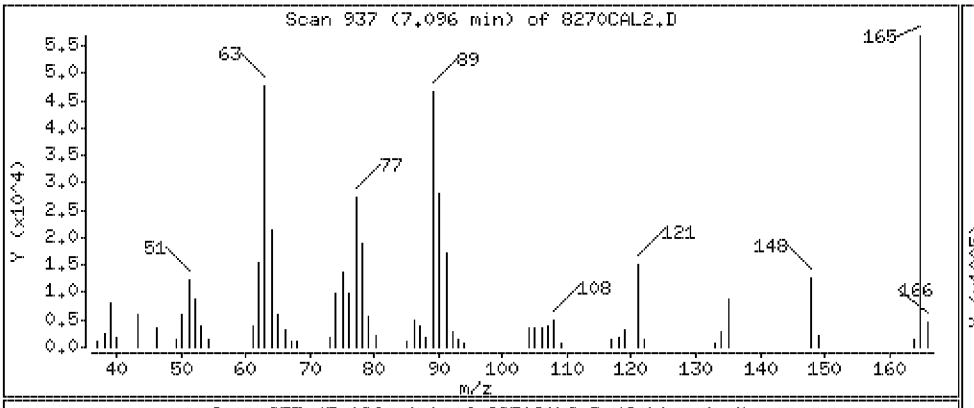

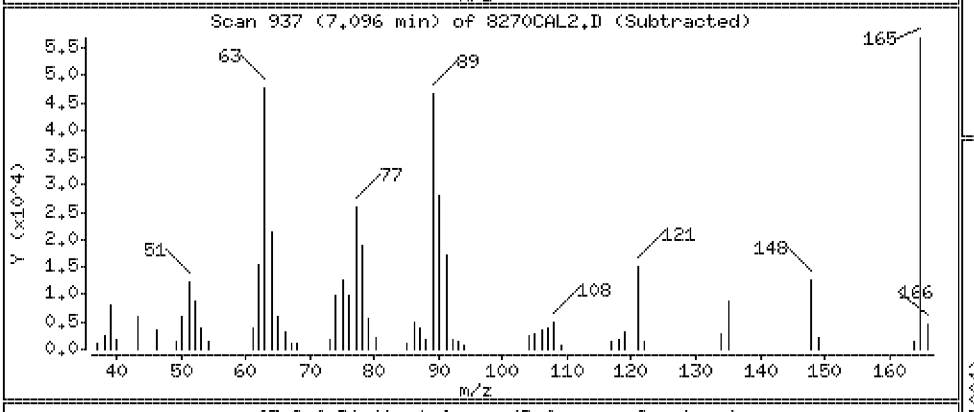

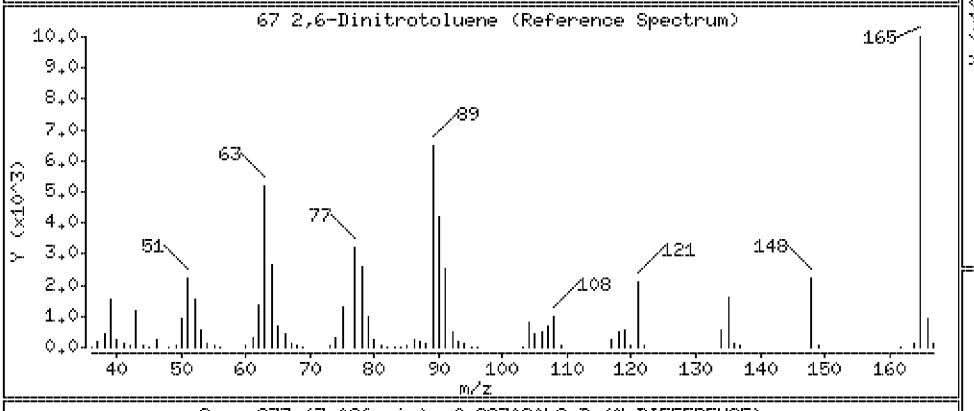

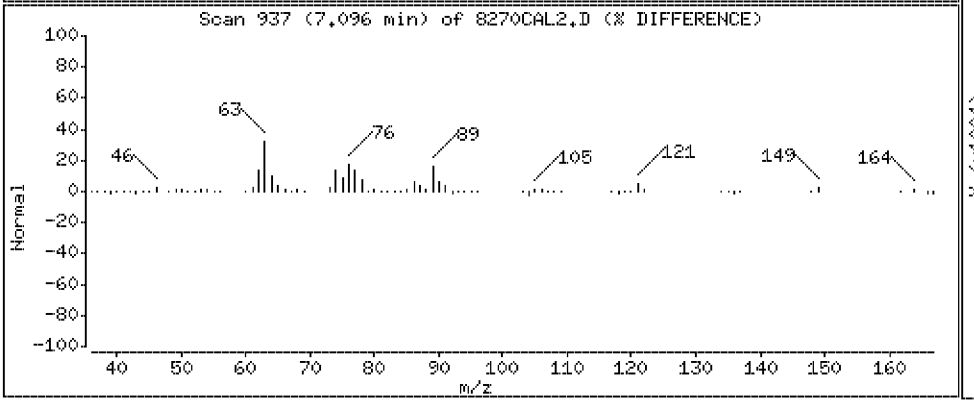

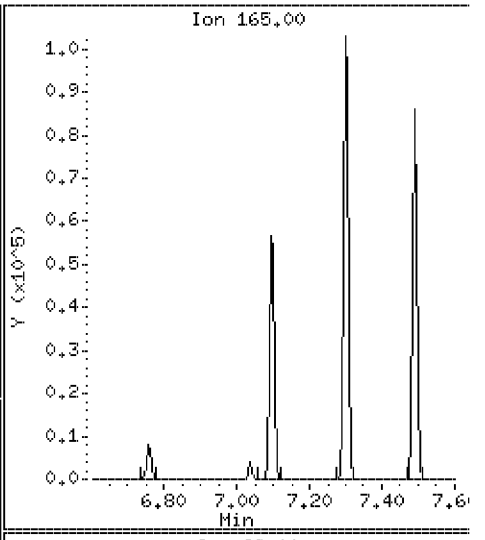

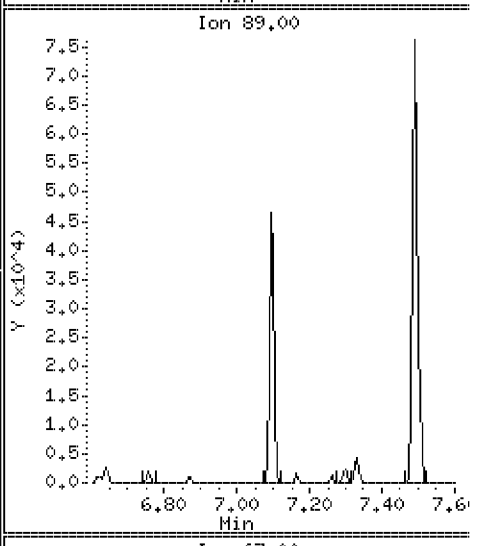

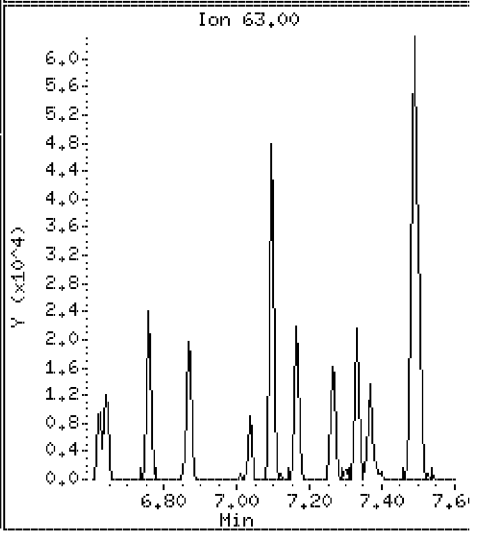

Data File: \\Svecd04\DD\chem\smsd03.i\S3042312.b\8270CAL2.D

Date : 23-APR-2012 12:21

Client ID: 8270CAL2 Instrument: smsd03.i

Sample Info: 45926

Purge Volume: 1000.0 Operator: PEL

Column phase: HPMS-5 Column diameter: 0.25

69 3-Nitroaniline Concentration: 9.4 ug/l

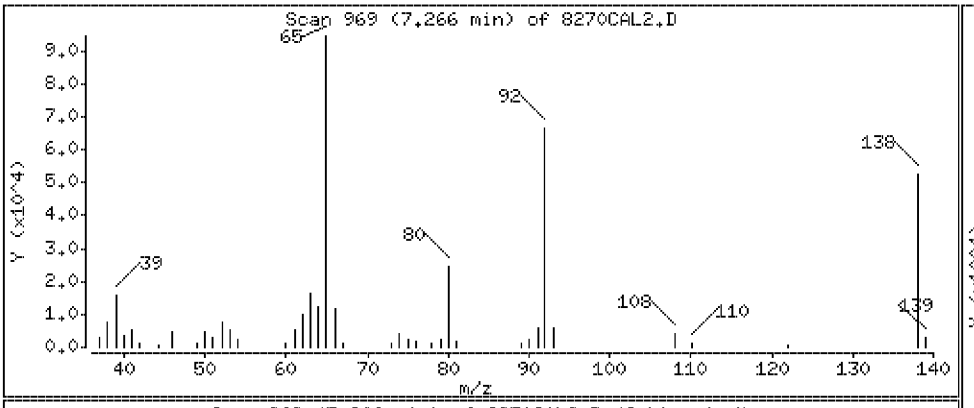

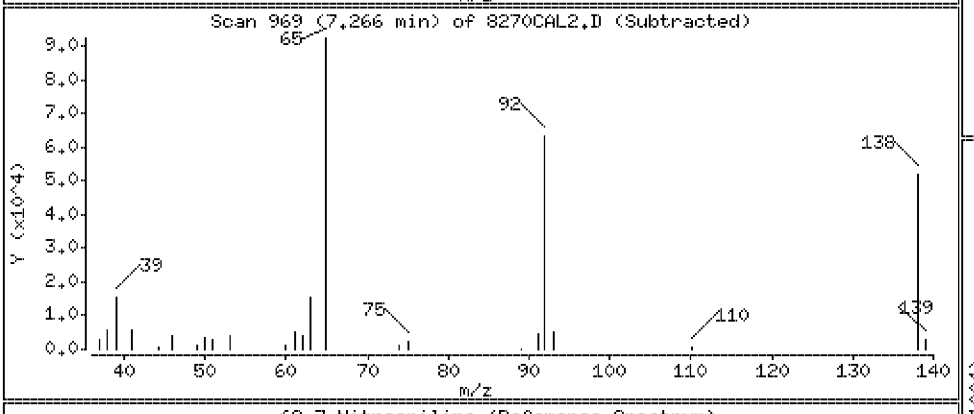

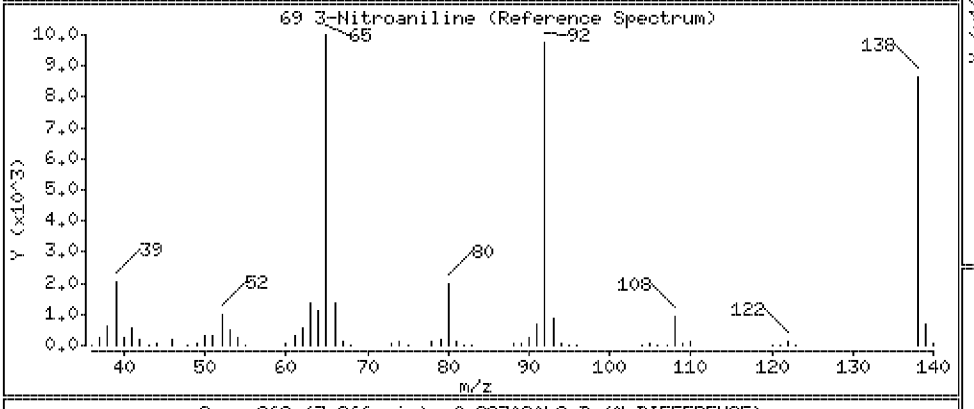

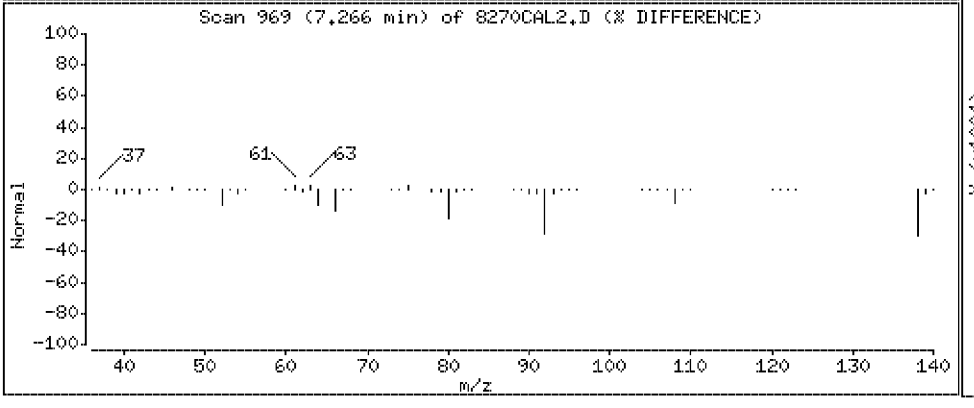

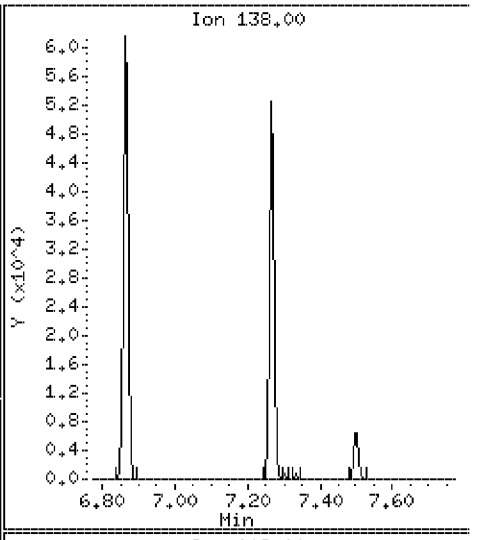

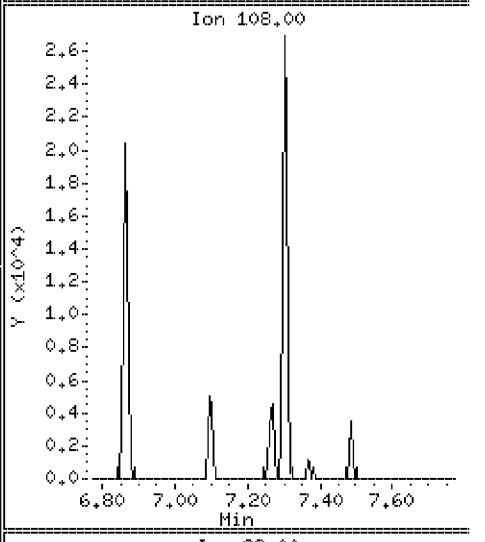

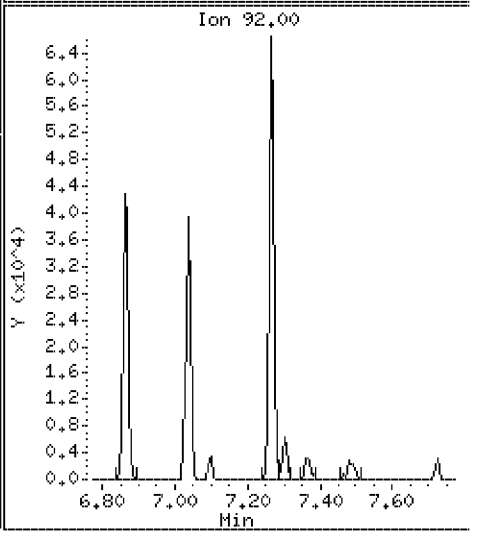

Data File: \\Svecd04\DD\chem\smsd03.i\S3042312.b\8270CAL2.D

Date : 23-APR-2012 12:21

Client ID: 8270CAL2 Instrument: smsd03.i

Sample Info: 45926

Purge Volume: 1000.0 Operator: PEL

Column phase: HPMS-5 Column diameter: 0.25

71 Acenaphthene Concentration: 9.4 ug/l

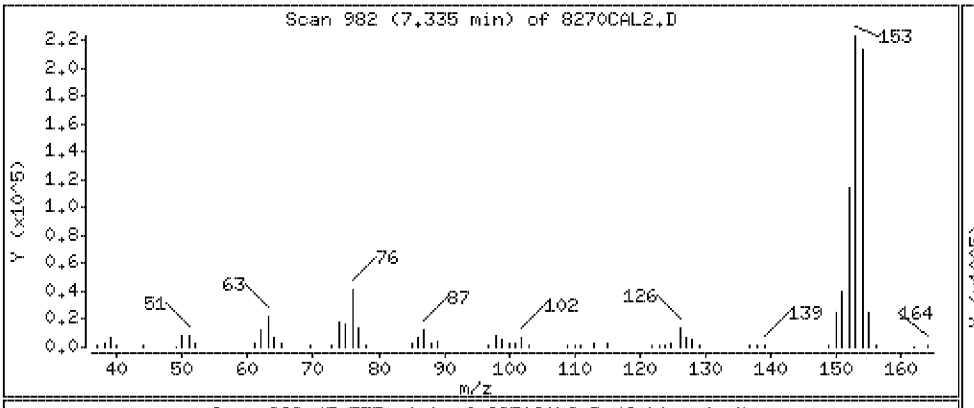

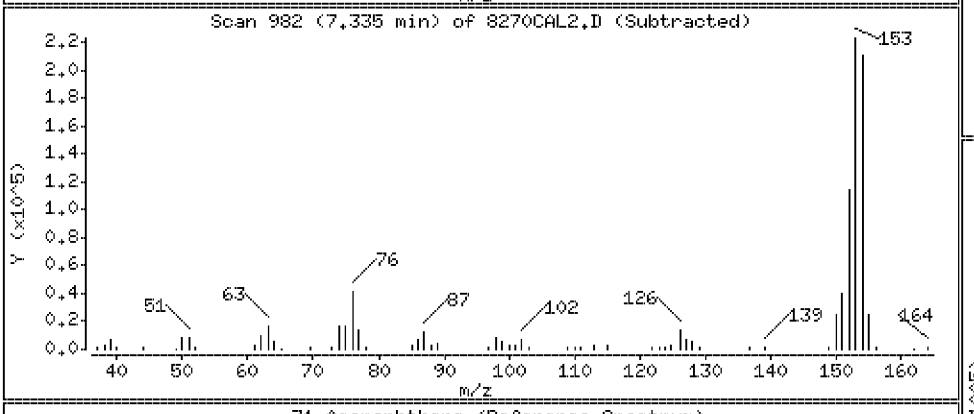

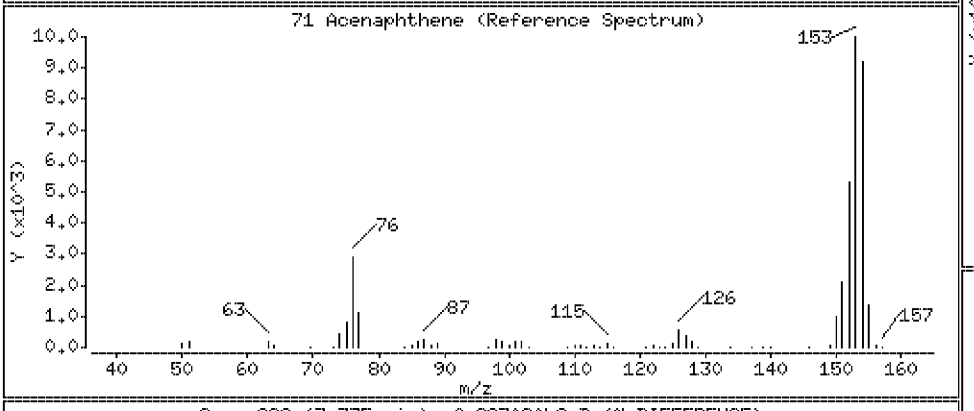

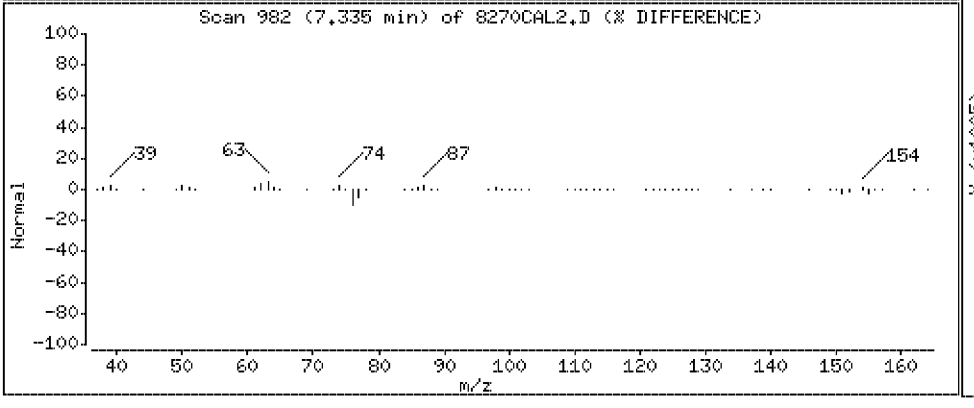

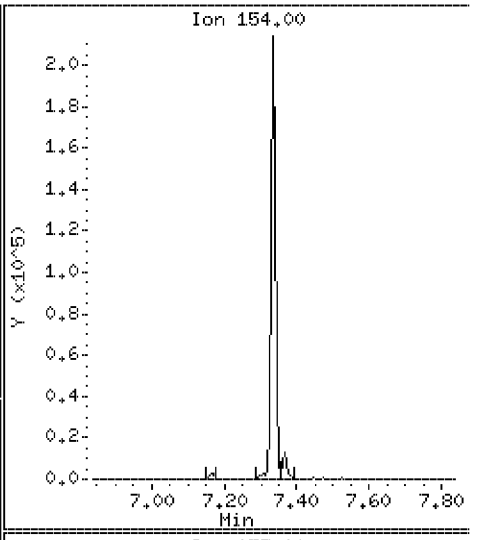

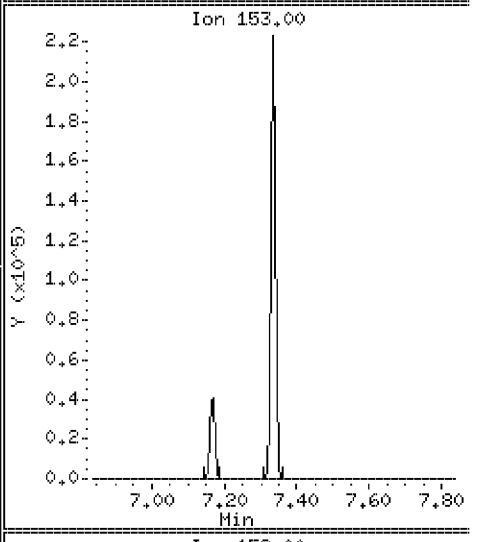

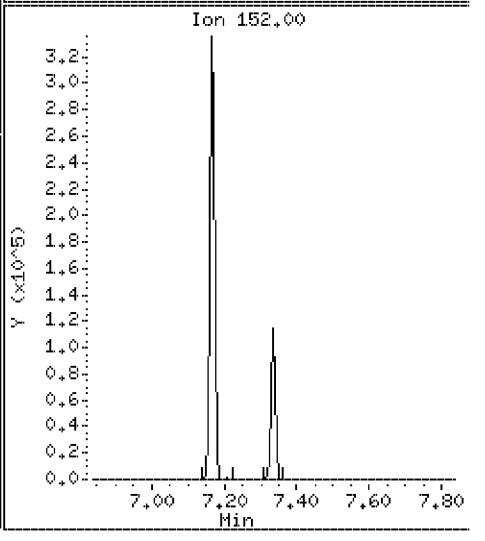

Data File: \\Svecd04\DD\chem\smsd03.i\S3042312.b\8270CAL2.D

Date : 23-APR-2012 12:21

Client ID: 8270CAL2 Instrument: smsd03.i

Sample Info: 45926

Purge Volume: 1000.0 Operator: PEL

Column phase: HPMS-5 Column diameter: 0.25

72 2,4-Dinitrophenol Concentration: 11.1 ug/l

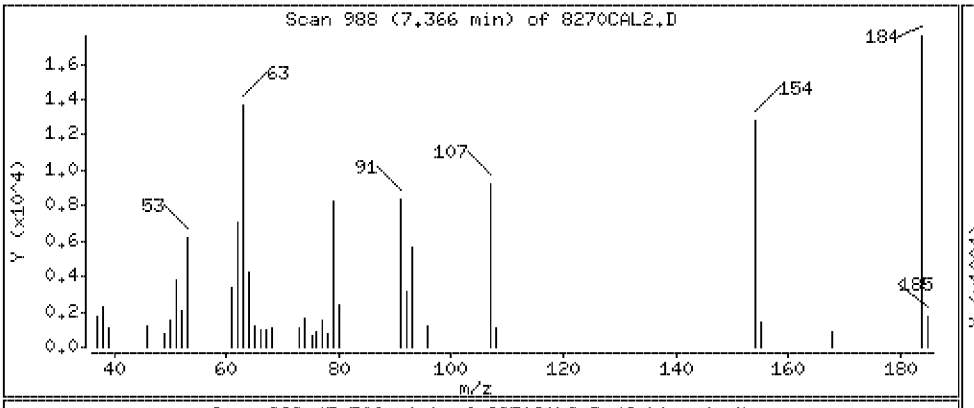

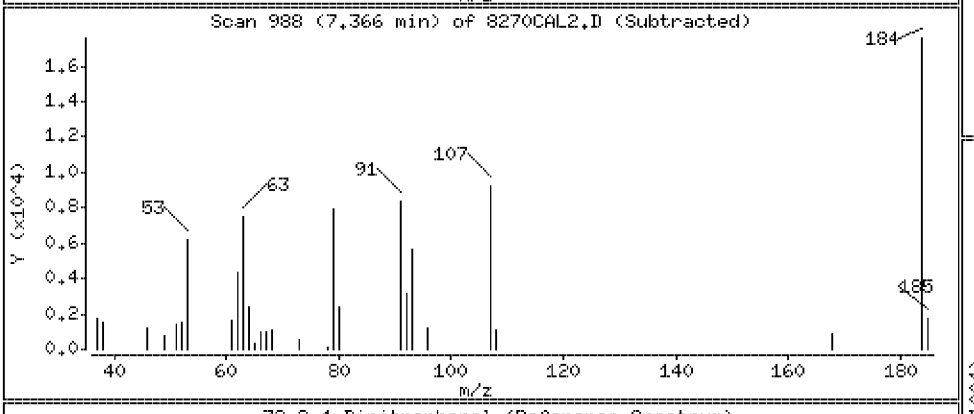

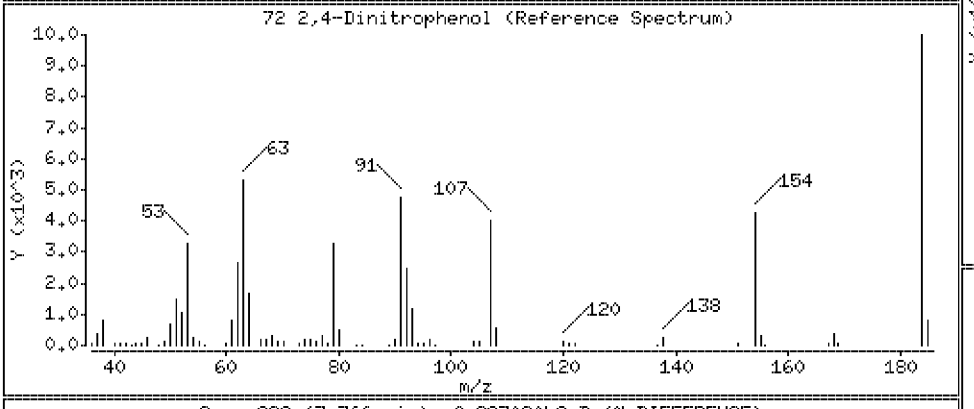

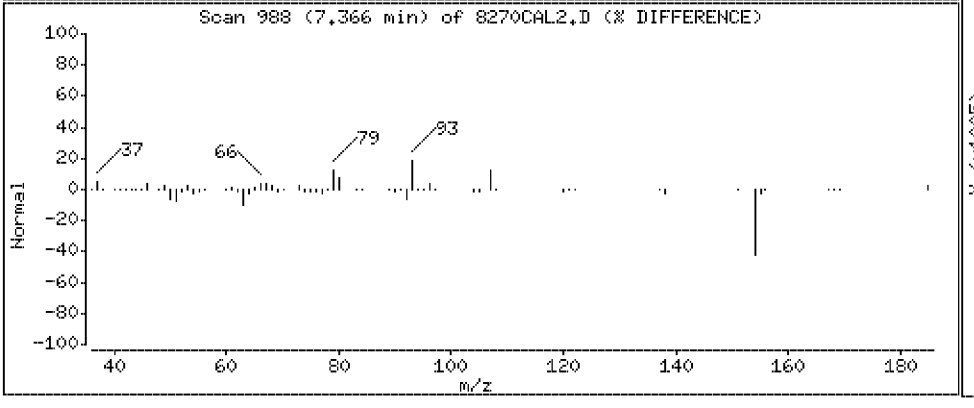

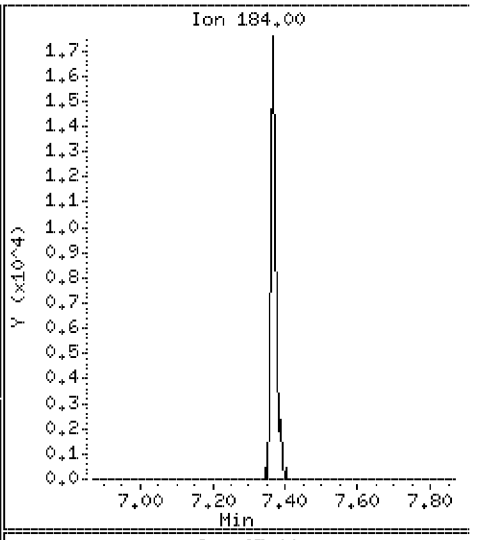

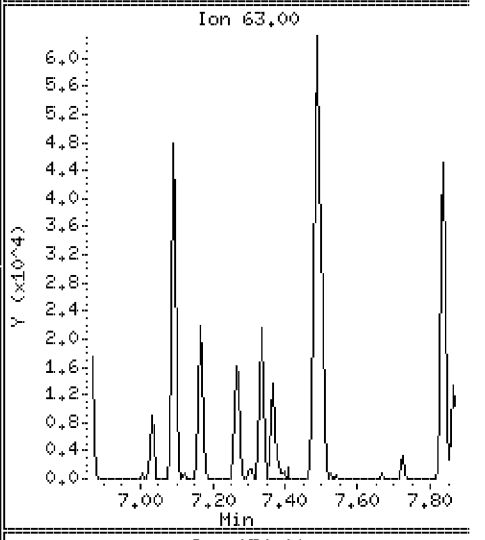

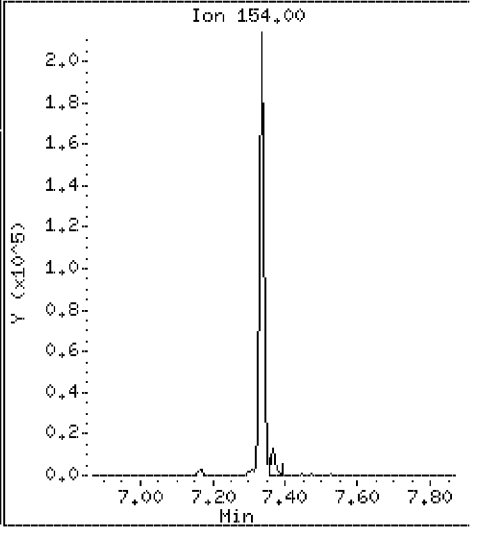

Data File: \\Svecd04\DD\chem\smsd03.i\S3042312.b\8270CAL2.D

Date : 23-APR-2012 12:21

Client ID: 8270CAL2

Instrument: smsd03.i

Sample Info: 45926

Purge Volume: 1000.0

Operator: PEL

Column phase: HPMS-5

Column diameter: 0.25

74 4-Nitrophenol

Concentration: 9.6 ug/l

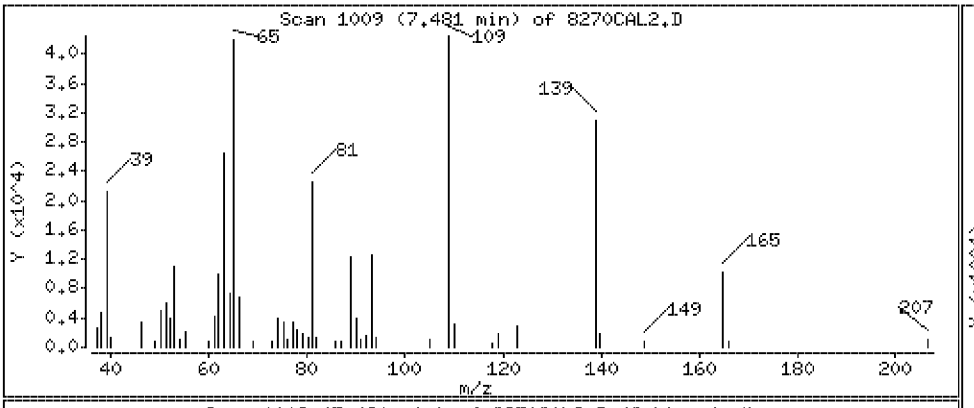

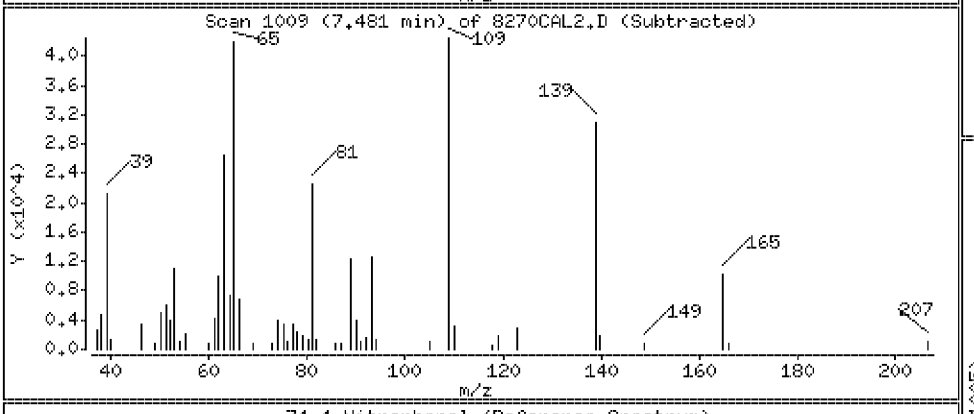

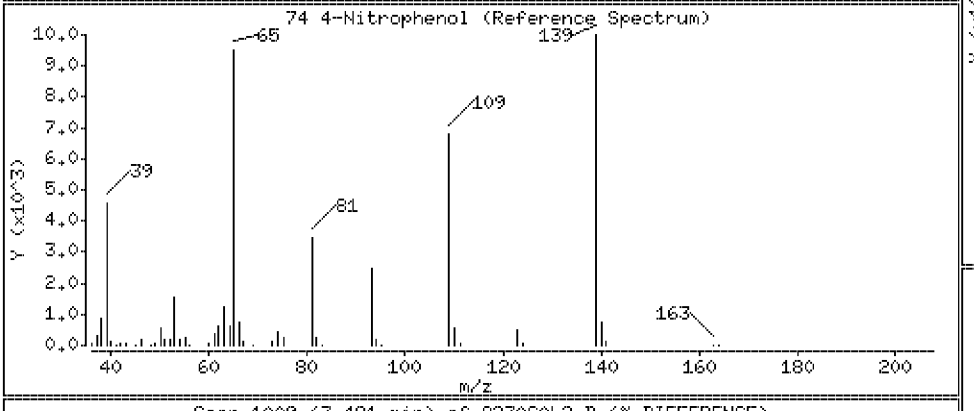

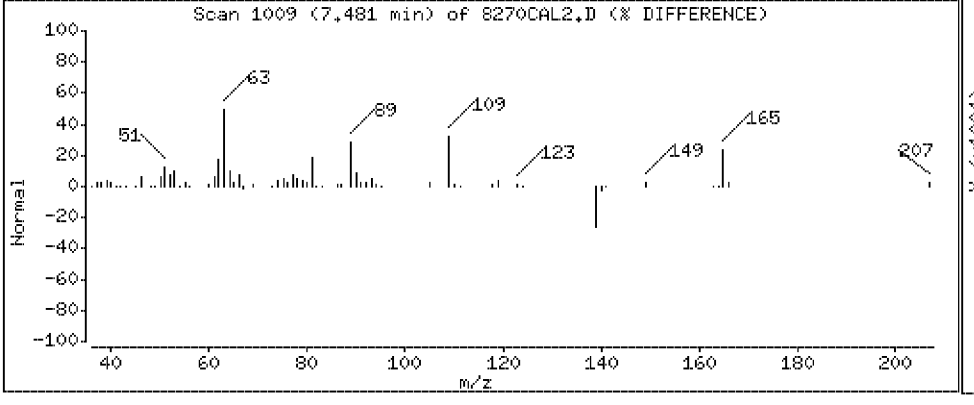

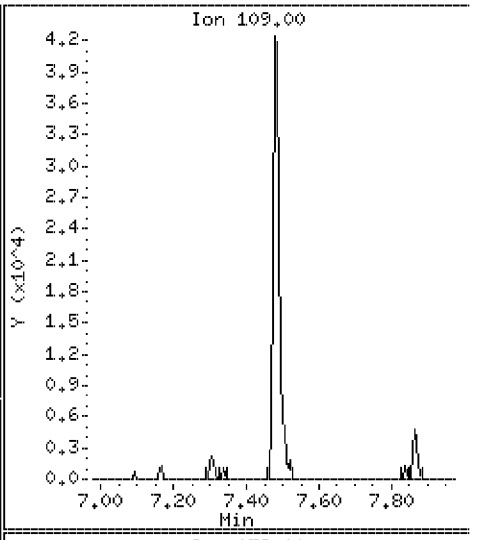

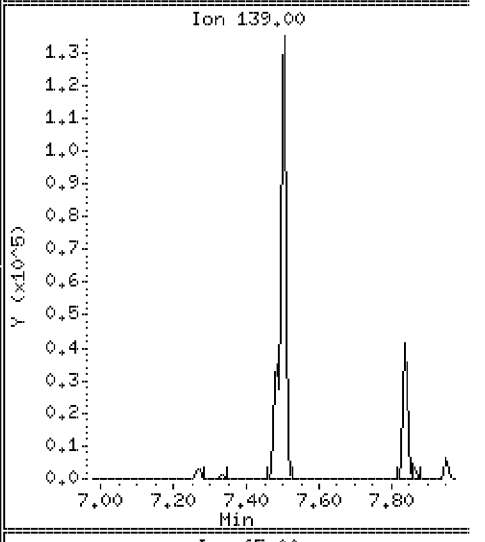

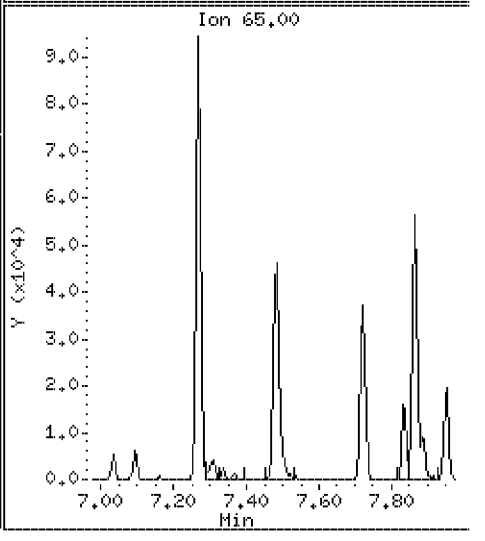

Data File: \\Svecd04\DD\chem\smsd03.i\S3042312.b\8270CAL2.D

Date : 23-APR-2012 12:21

Client ID: 8270CAL2 Instrument: smsd03.i

Sample Info: 45926

Purge Volume: 1000.0 Operator: PEL

Column phase: HPMS-5 Column diameter: 0.25

75 Dibenzofuran Concentration: 9.6 ug/l

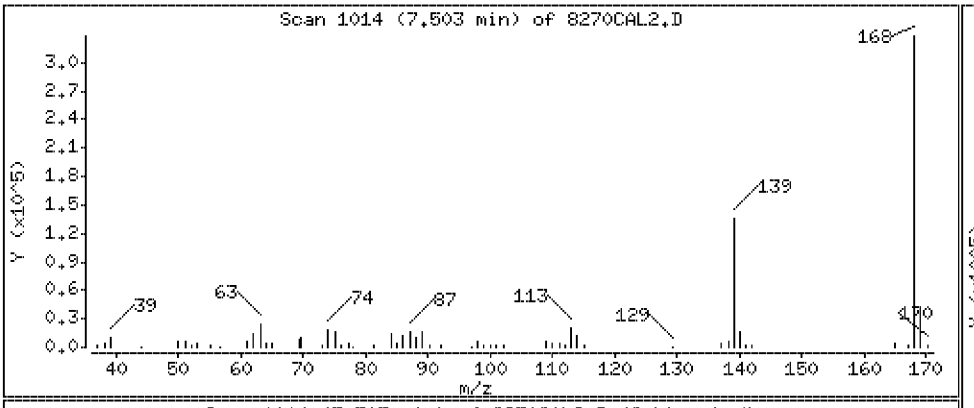

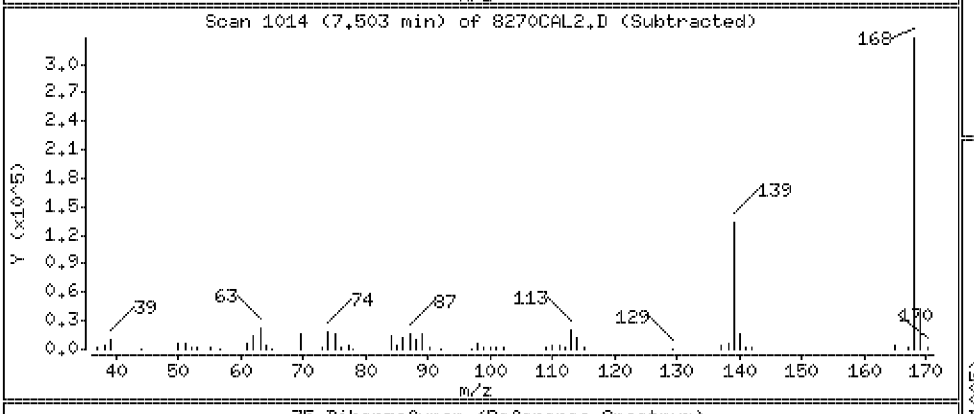

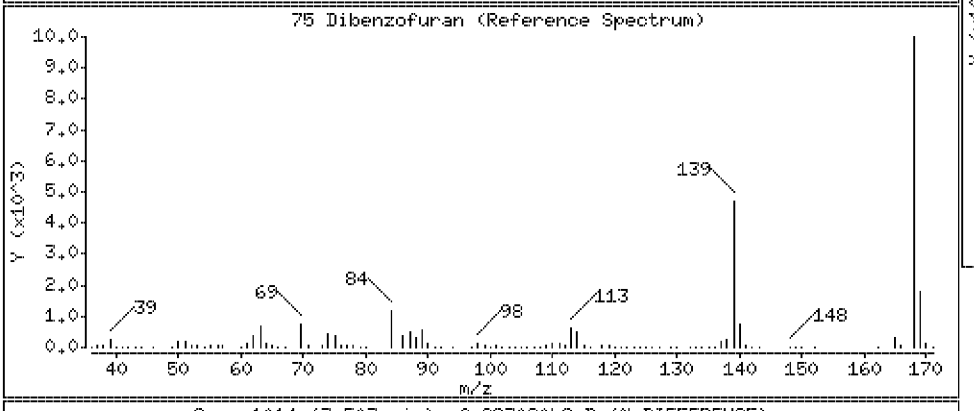

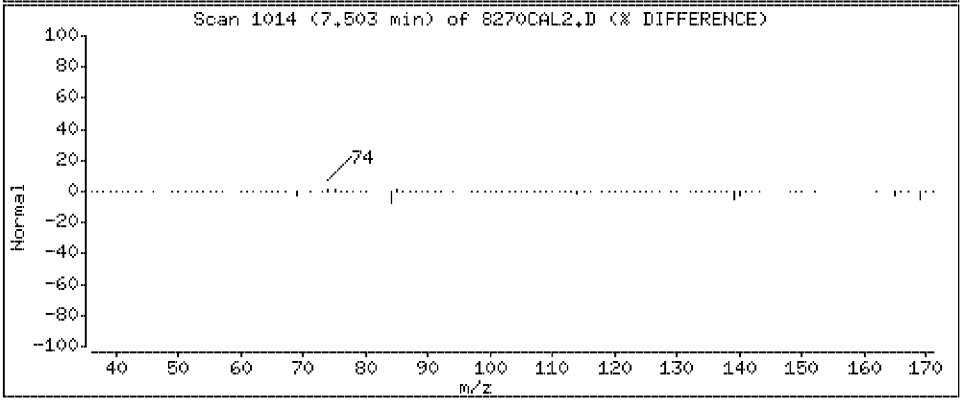

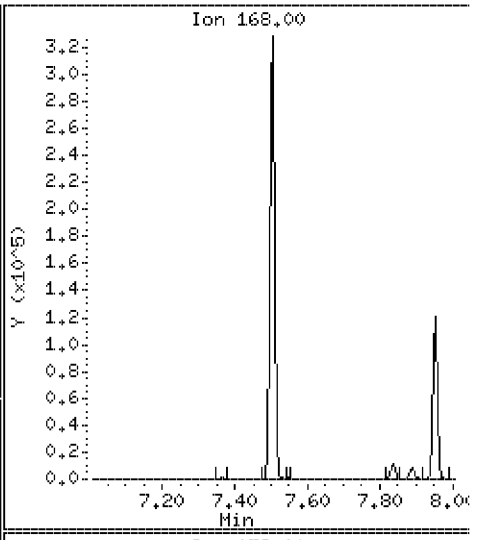

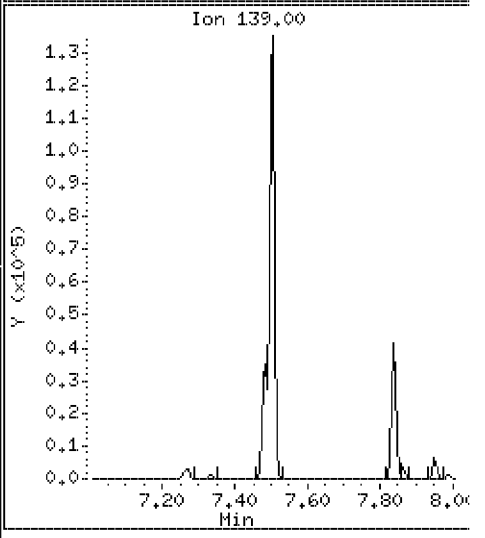

Data File: \\Svecd04\DD\chem\smsd03.i\S3042312.b\8270CAL2.D

Date : 23-APR-2012 12:21

Client ID: 8270CAL2 Instrument: smsd03.i

Sample Info: 45926

Purge Volume: 1000.0 Operator: PEL

Column phase: HPMS-5 Column diameter: 0.25

76 2,4-Dinitrotoluene Concentration: 9.3 ug/l

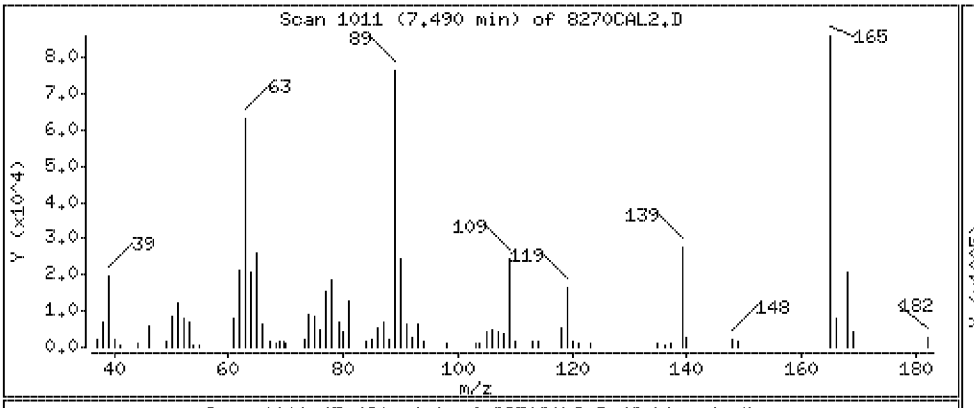

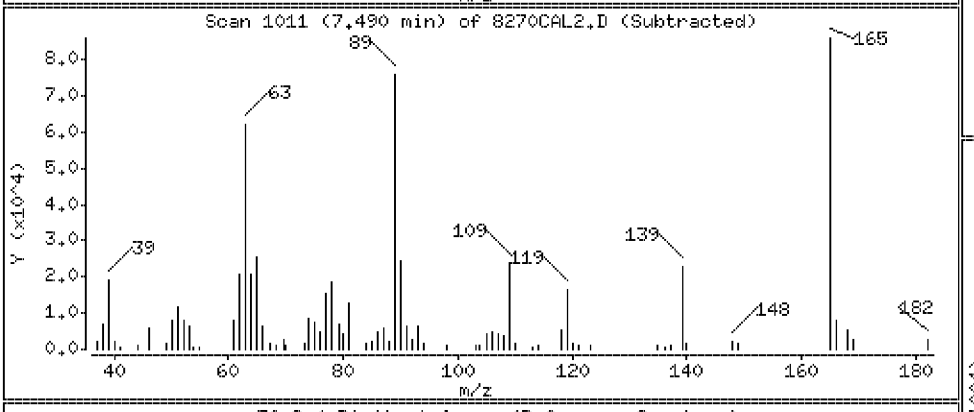

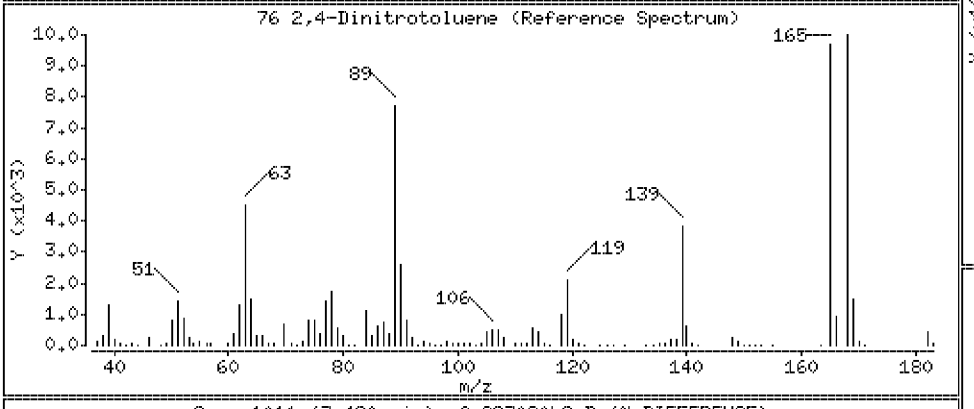

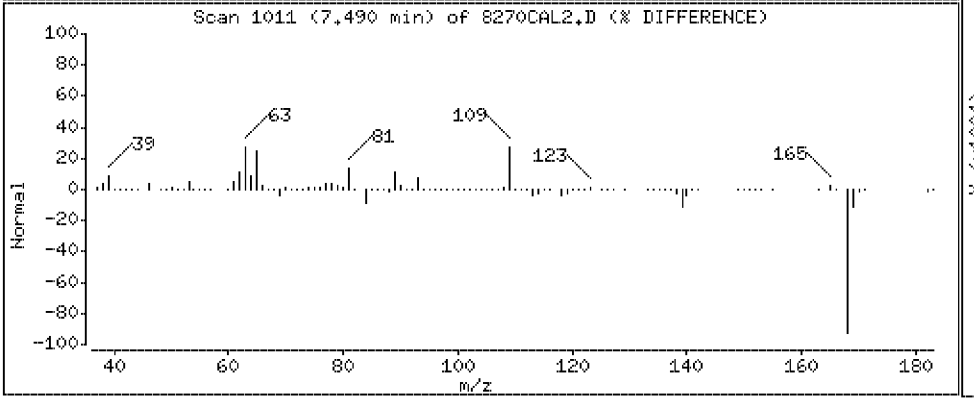

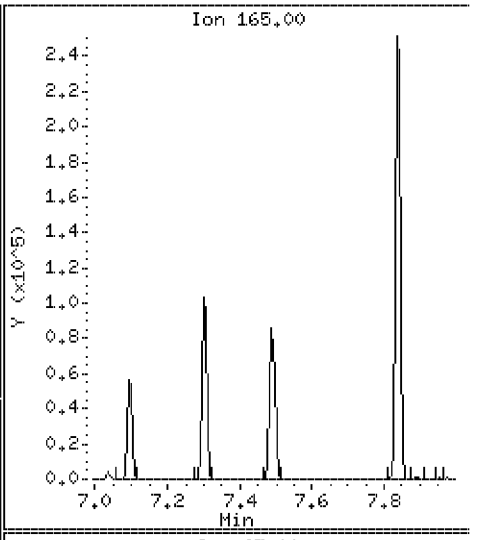

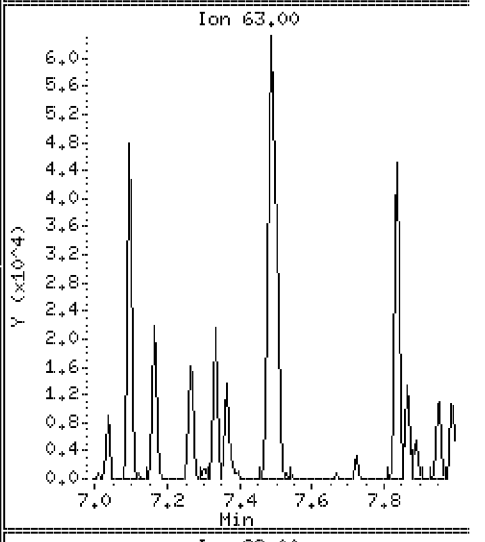

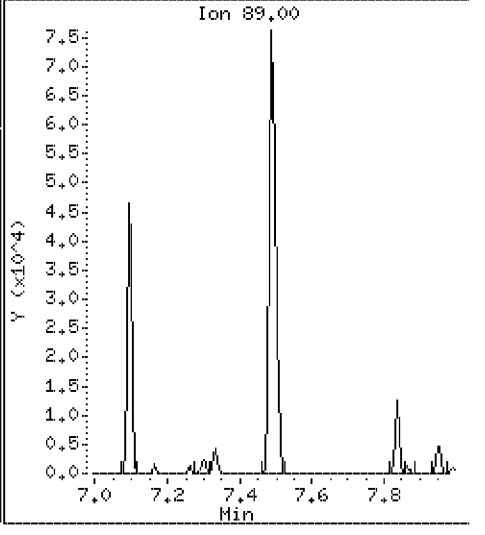

Data File: \\Svecd04\DD\chem\smsd03.i\S3042312.b\8270CAL2.D

Date : 23-APR-2012 12:21

Client ID: 8270CAL2

Instrument: smsd03.i

Sample Info: 45926

Purge Volume: 1000.0

Operator: PEL

Column phase: HPMS-5

Column diameter: 0.25

80 Diethylphthalate

Concentration: 9.8 ug/l

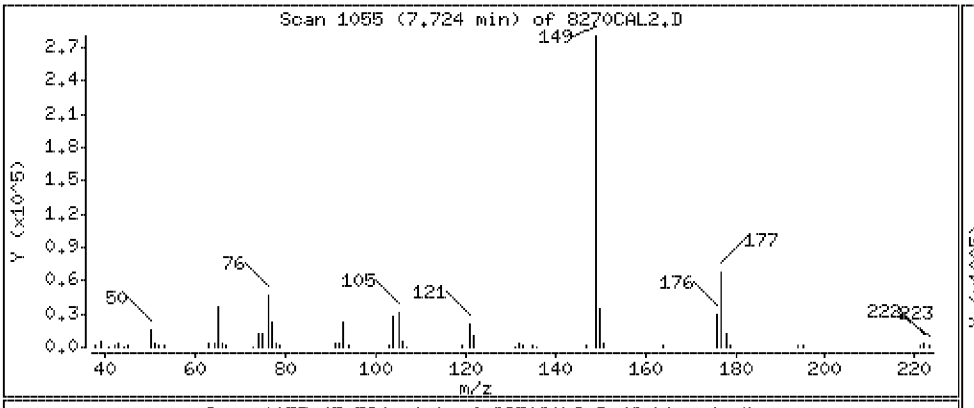

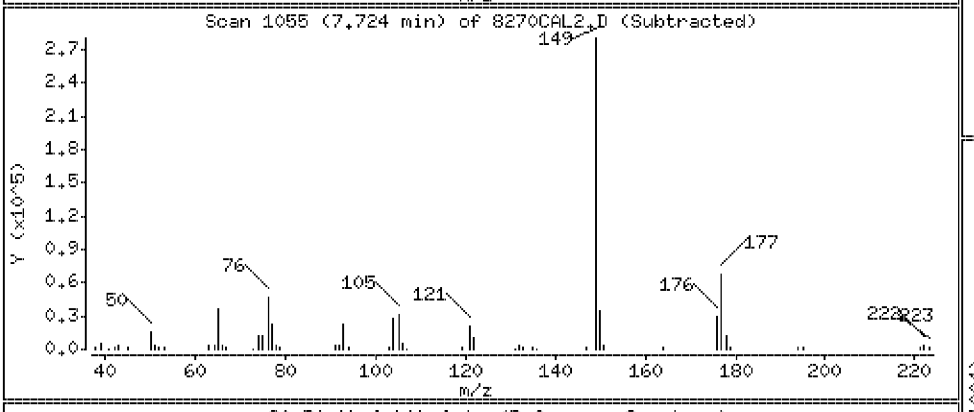

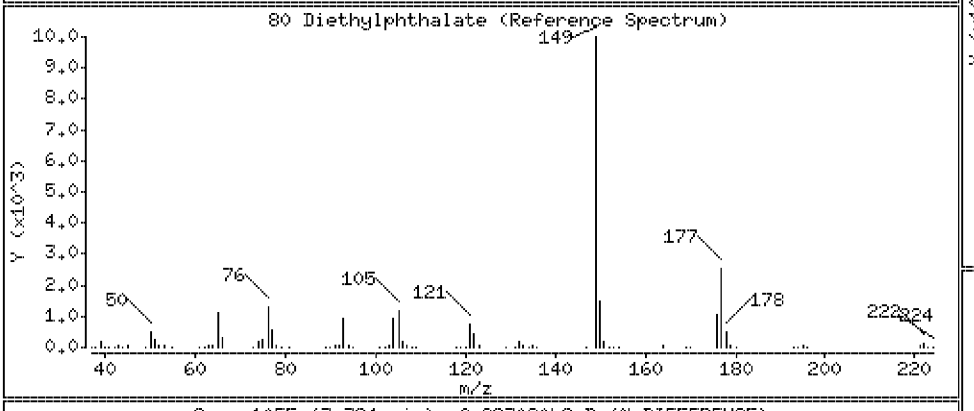

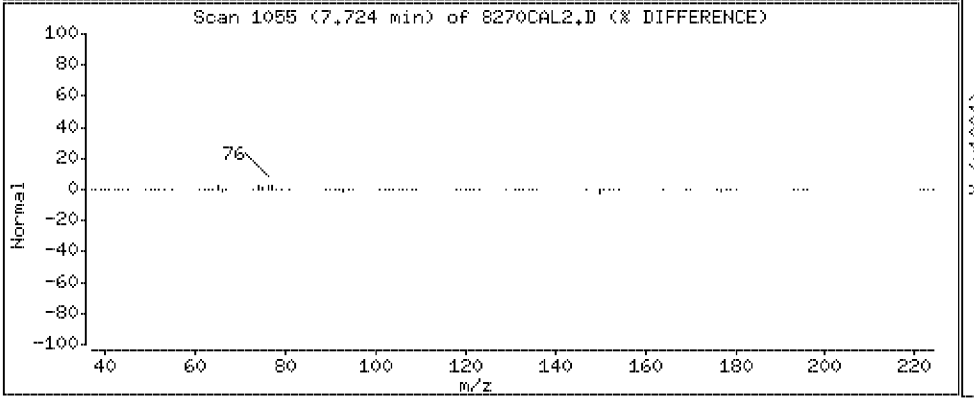

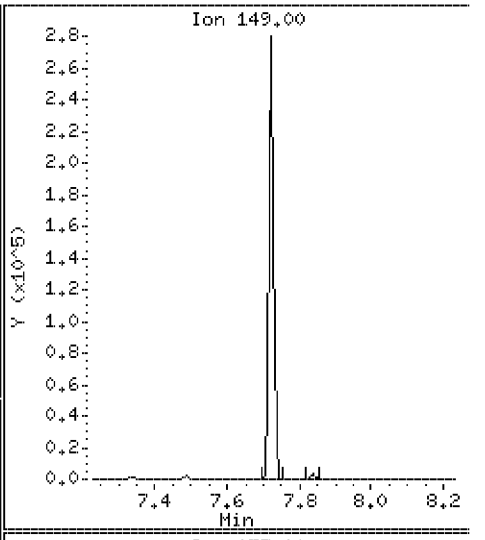

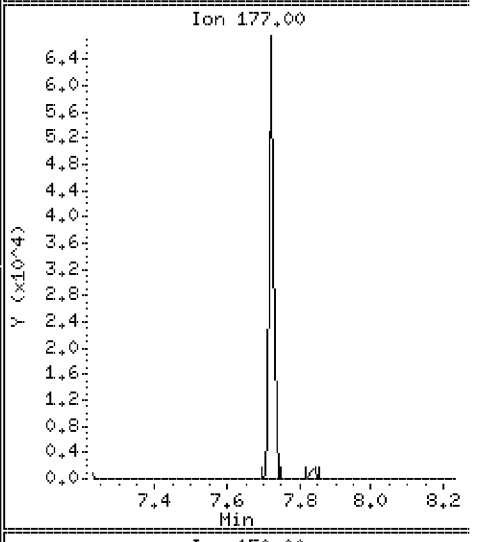

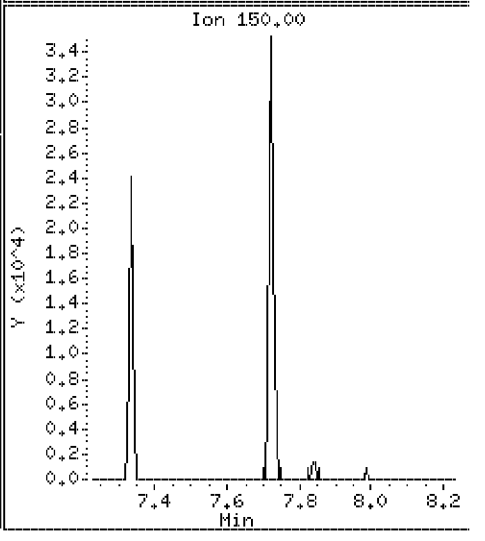

Data File: \\Svecd04\DD\chem\smsd03.i\S3042312.b\8270CAL2.D

Date : 23-APR-2012 12:21

Client ID: 8270CAL2

Instrument: smsd03.i

Sample Info: 45926

Purge Volume: 1000.0

Operator: PEL

Column phase: HPMS-5

Column diameter: 0.25

81 Fluorene

Concentration: 9.1 ug/l

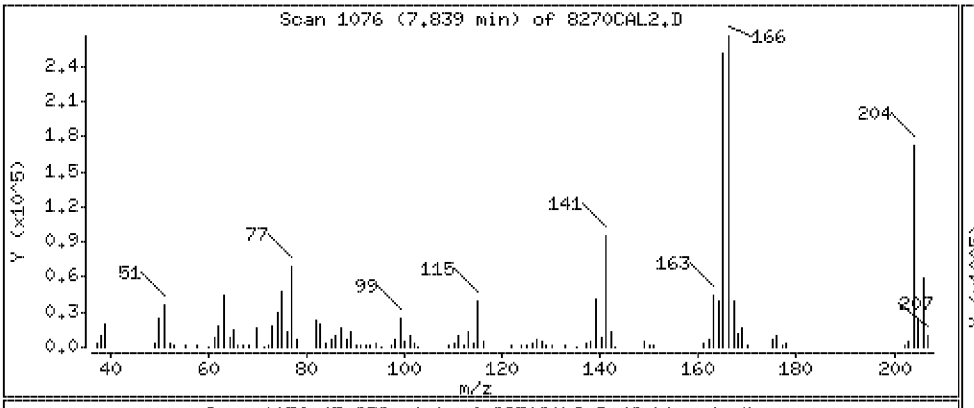

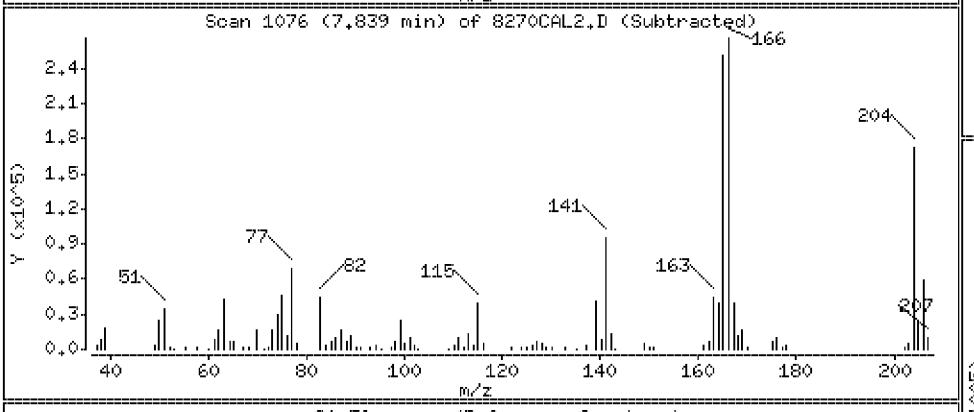

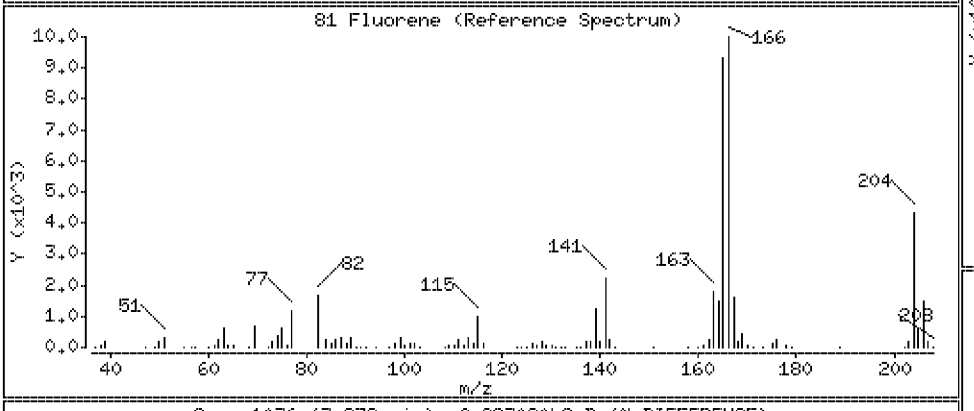

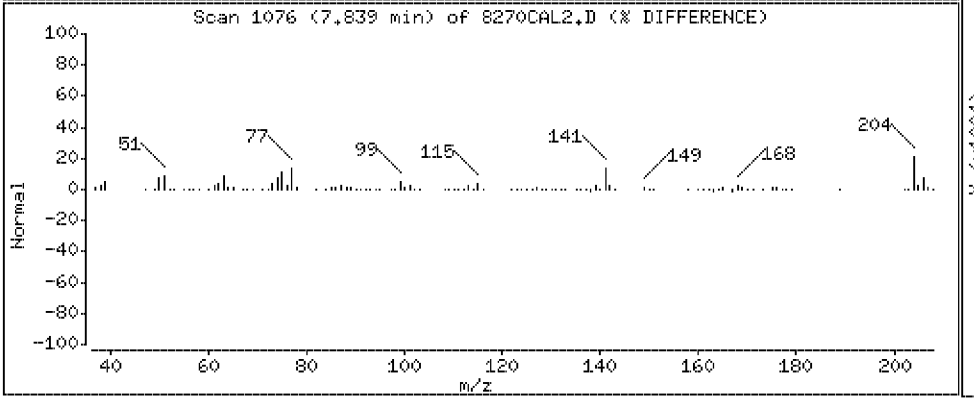

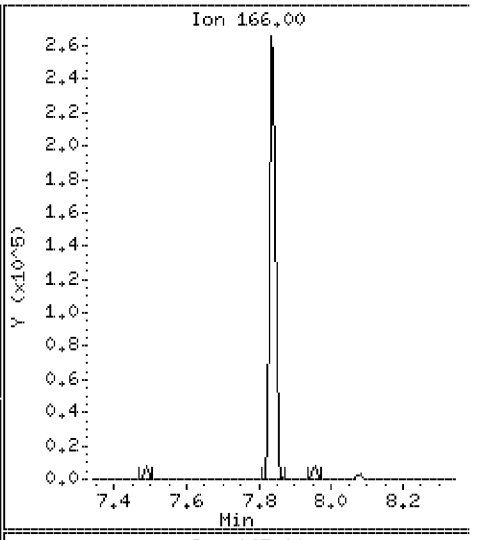

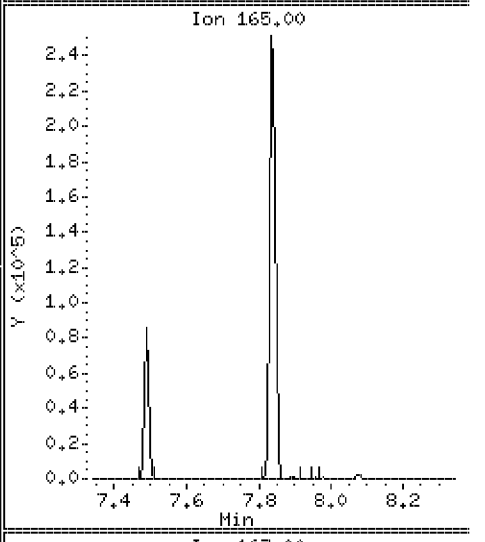

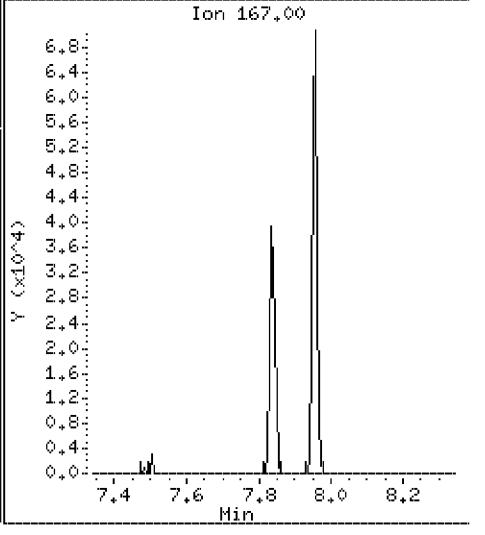

Data File: \\Svecd04\DD\chem\smsd03.i\S3042312.b\8270CAL2.D

Date : 23-APR-2012 12:21

Client ID: 8270CAL2

Instrument: smsd03.i

Sample Info: 45926

Purge Volume: 1000.0

Operator: PEL

Column phase: HPMS-5

Column diameter: 0.25

82 4-Chlorophenyl-phenylether

Concentration: 8.8 ug/l

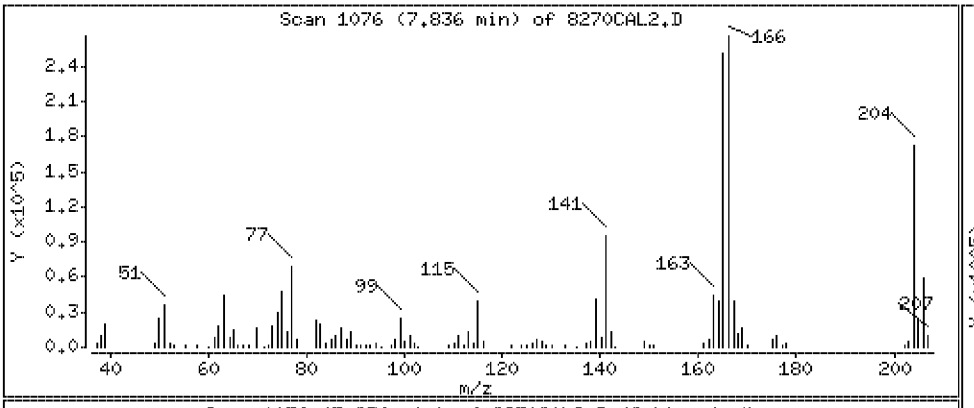

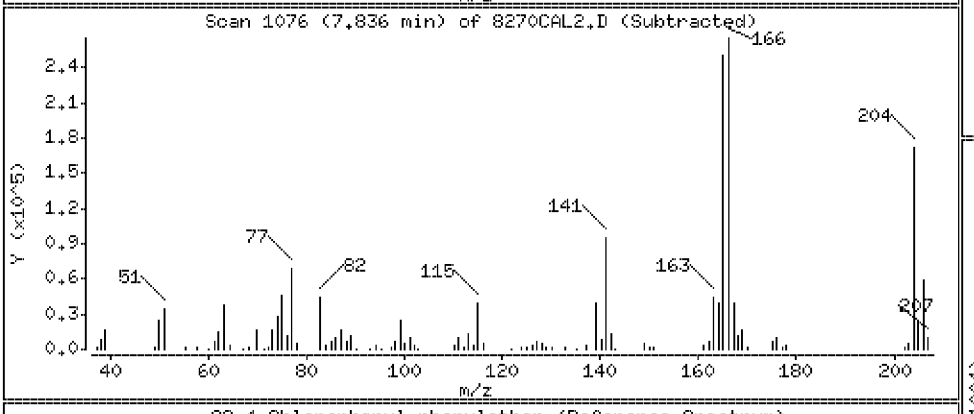

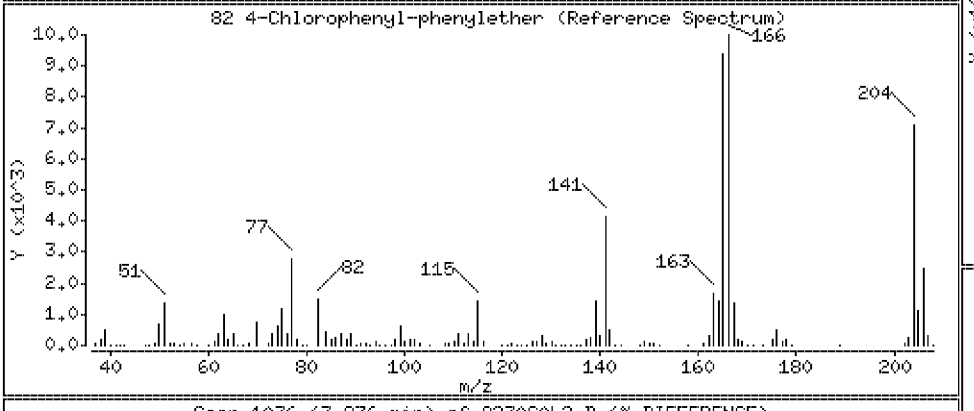

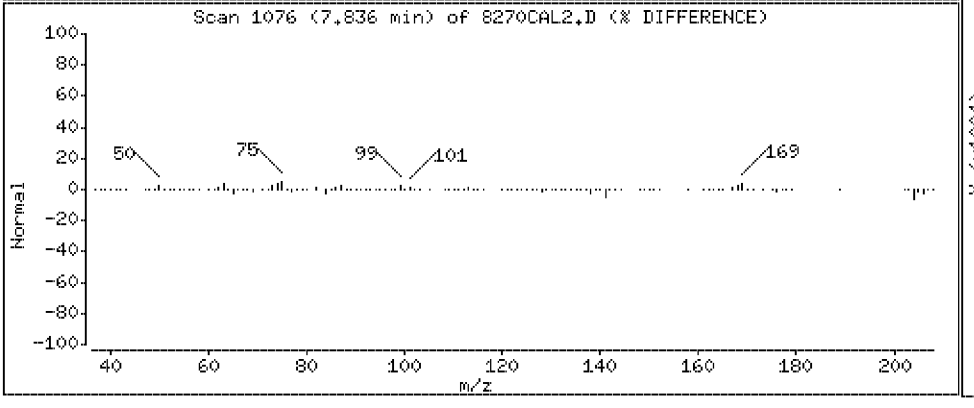

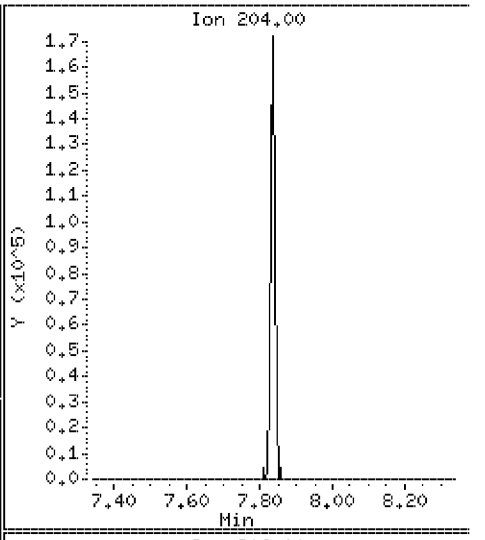

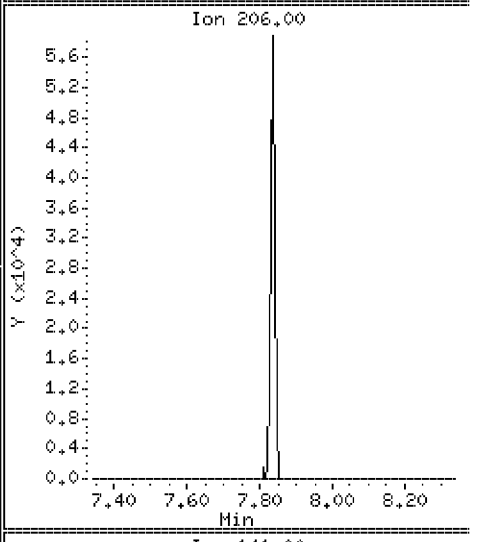

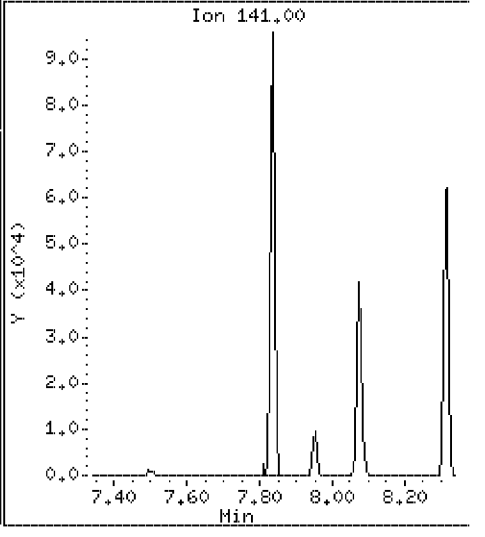

Data File: \\Svecd04\DD\chem\smsd03.i\S3042312.b\8270CAL2.D

Date : 23-APR-2012 12:21

Client ID: 8270CAL2

Instrument: smsd03.i

Sample Info: 45926

Purge Volume: 1000.0

Operator: PEL

Column phase: HPMS-5

Column diameter: 0.25

84 4-Nitroaniline

Concentration: 9.3 ug/l

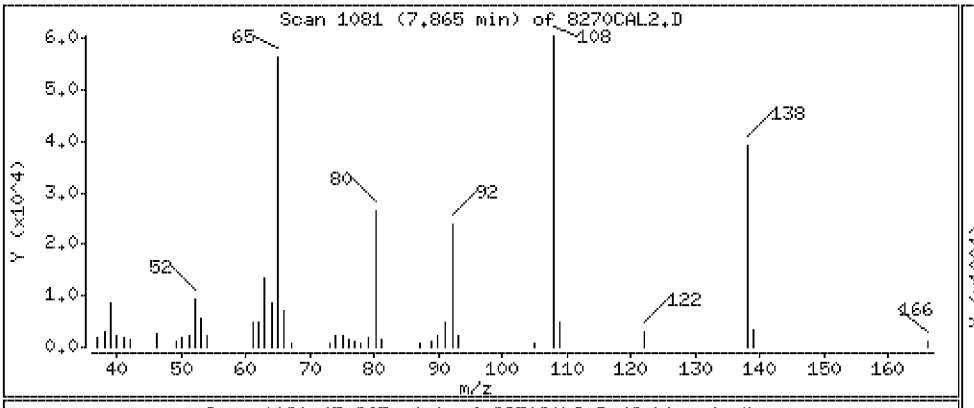

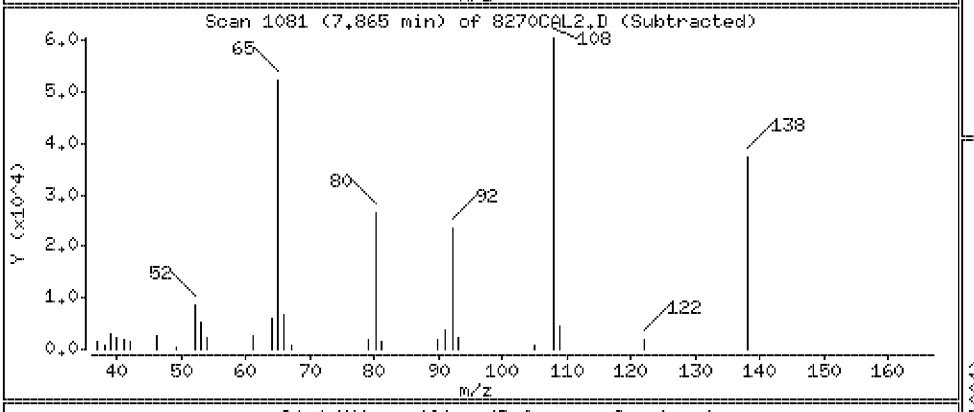

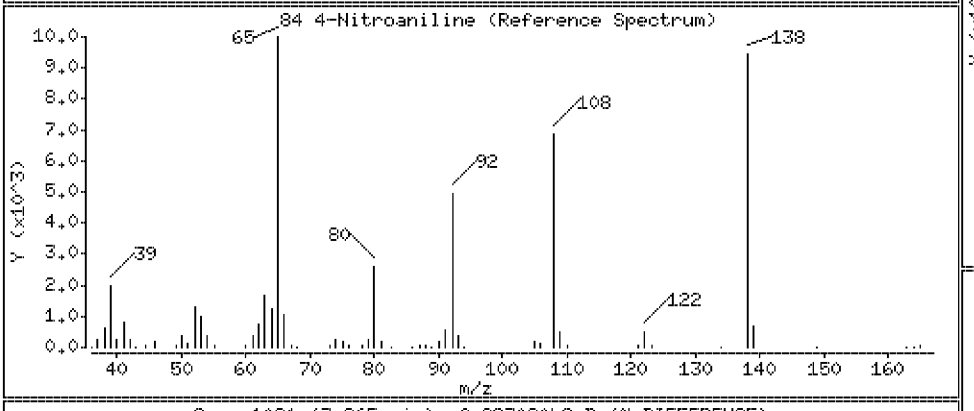

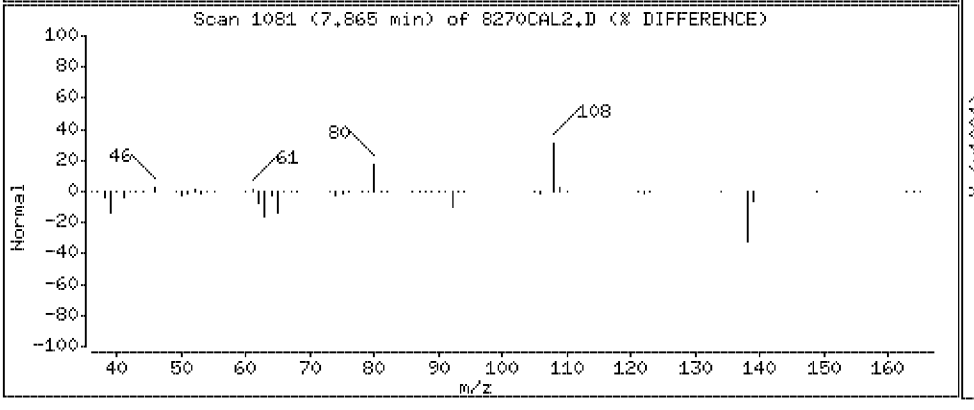

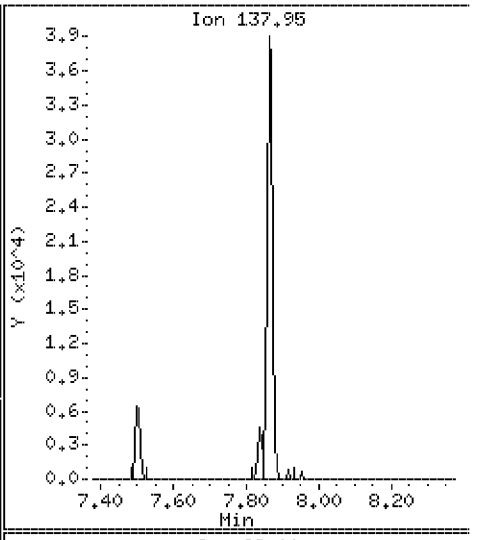

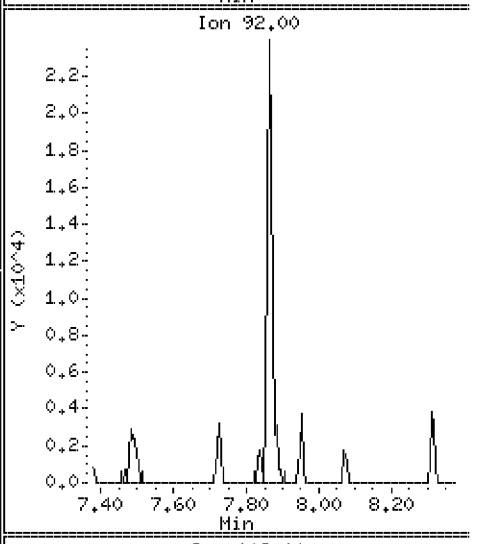

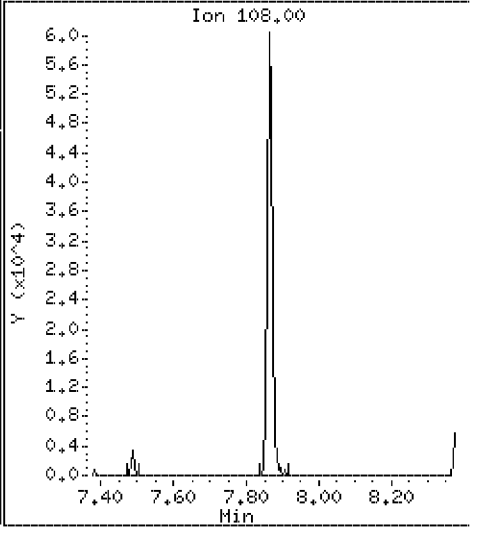

Data File: \\Svecd04\DD\chem\smsd03.i\S3042312.b\8270CAL2.D

Date : 23-APR-2012 12:21

Client ID: 8270CAL2 Instrument: smsd03.i

Sample Info: 45926

Purge Volume: 1000.0 Operator: PEL

Column phase: HPMS-5 Column diameter: 0.25

85 4,6-Dinitro-2-methylphenol Concentration: 10.4 ug/l

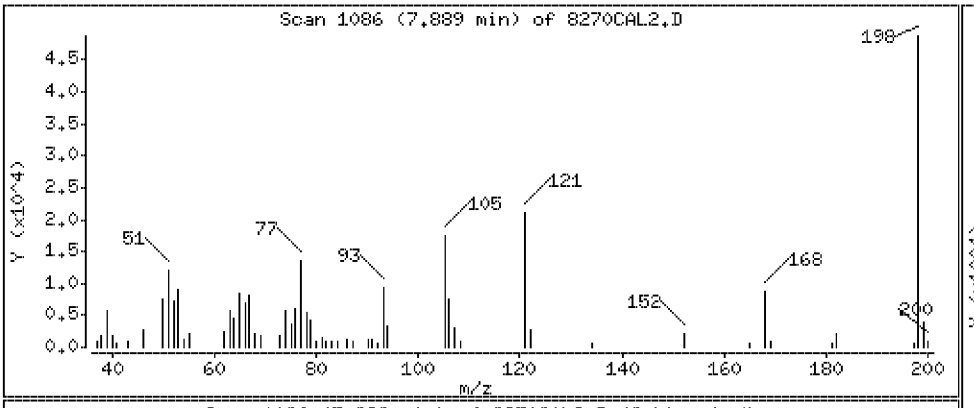

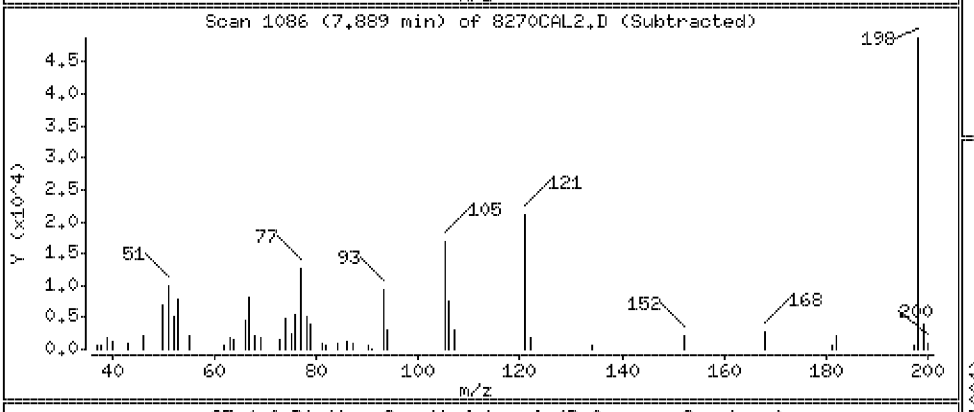

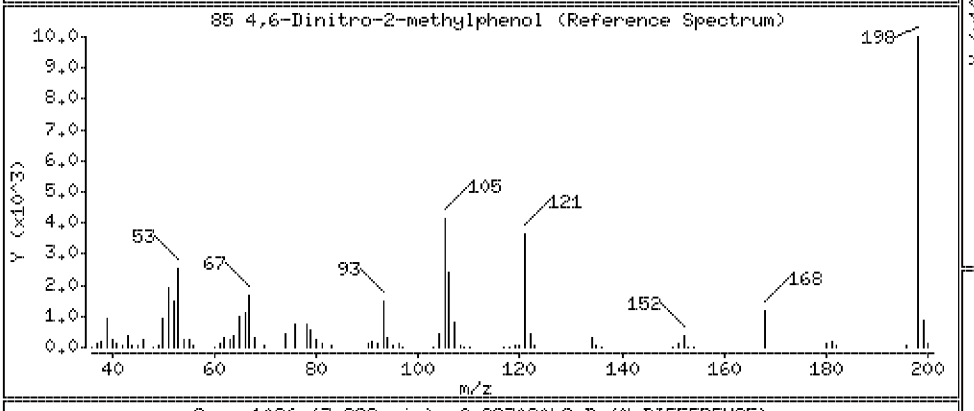

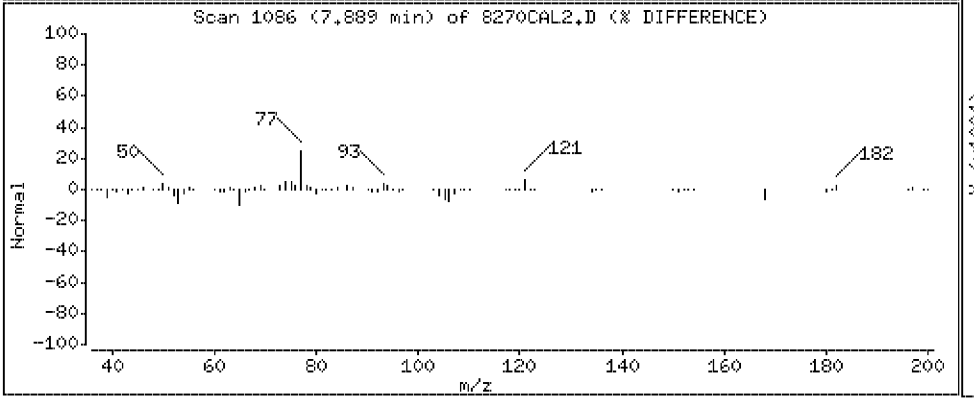

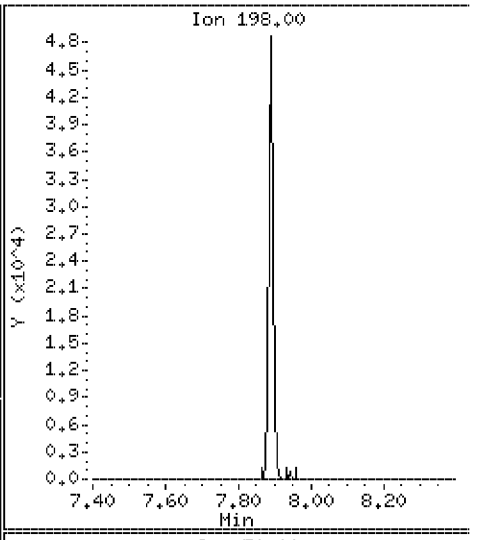

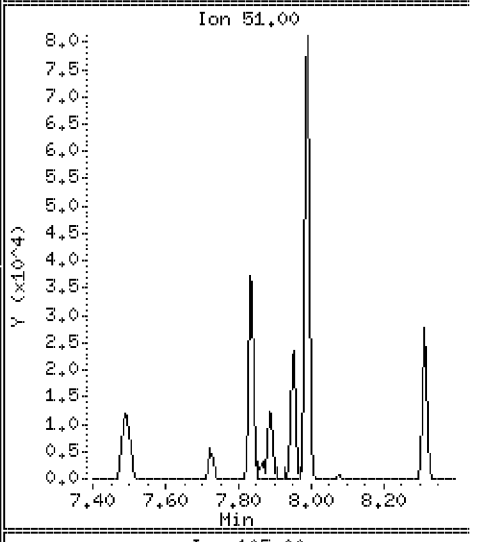

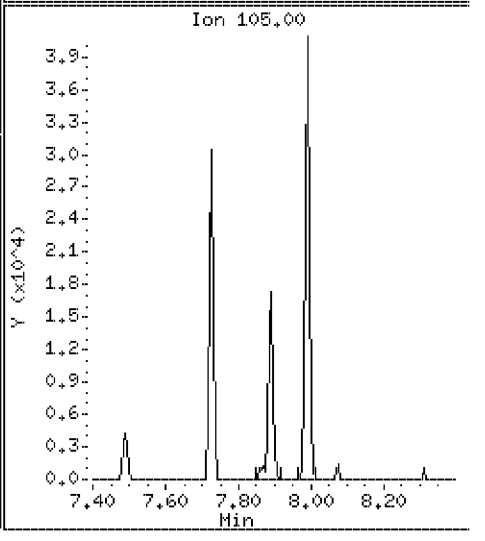

Data File: \\Svecd04\DD\chem\smsd03.i\S3042312.b\8270CAL2.D

Date : 23-APR-2012 12:21

Client ID: 8270CAL2 Instrument: smsd03.i

Sample Info: 45926

Purge Volume: 1000.0 Operator: PEL

Column phase: HPMS-5 Column diameter: 0.25

86 N-Nitrosodiphenylamine Concentration: 9.7 ug/l

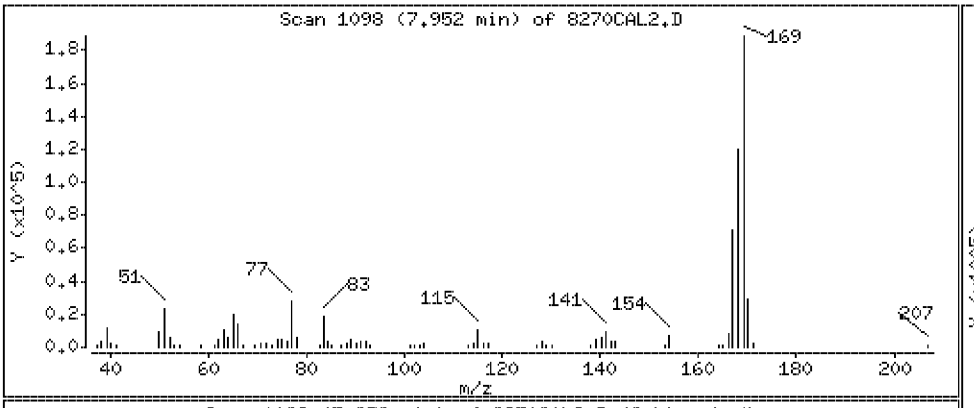

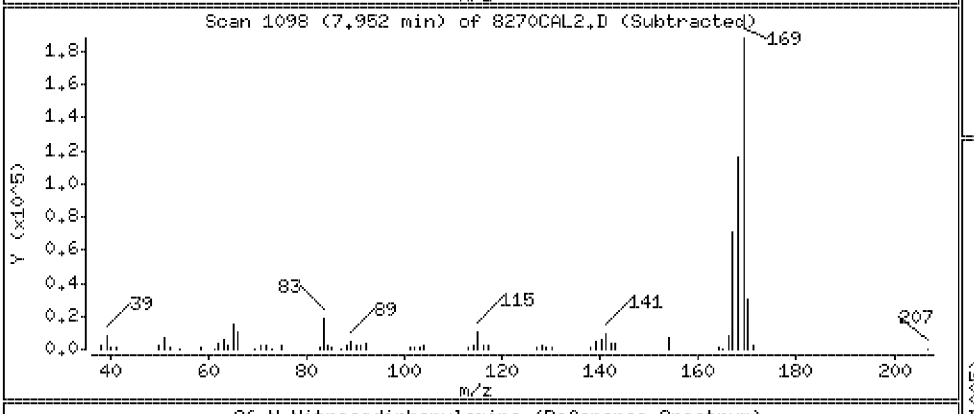

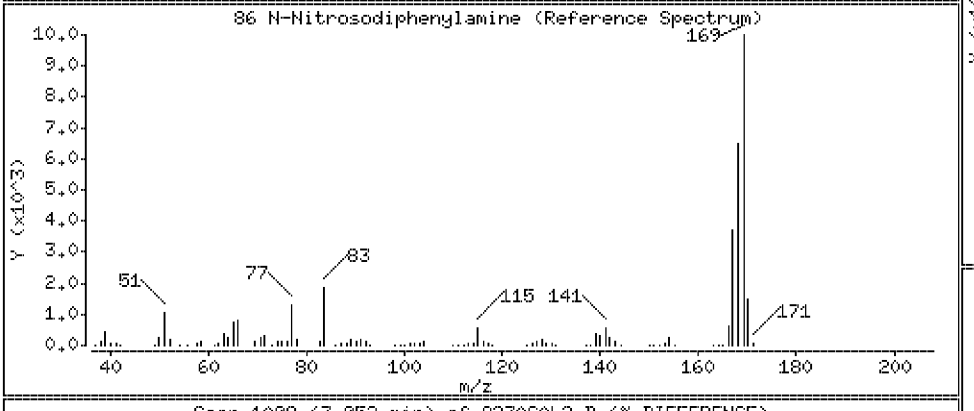

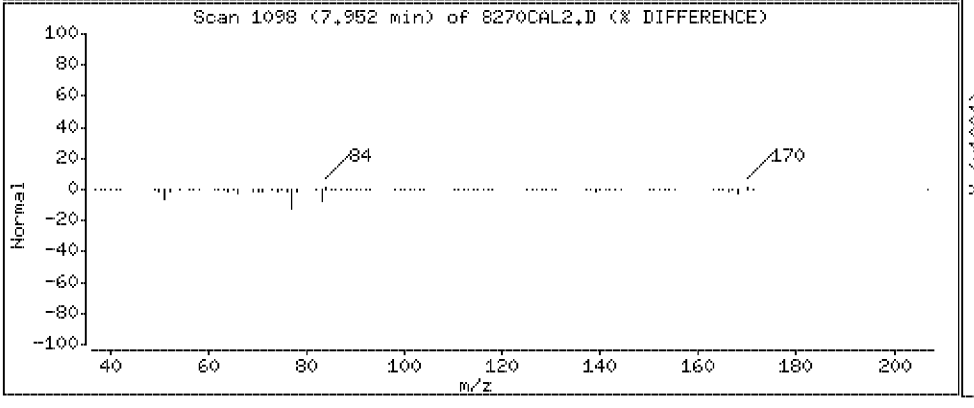

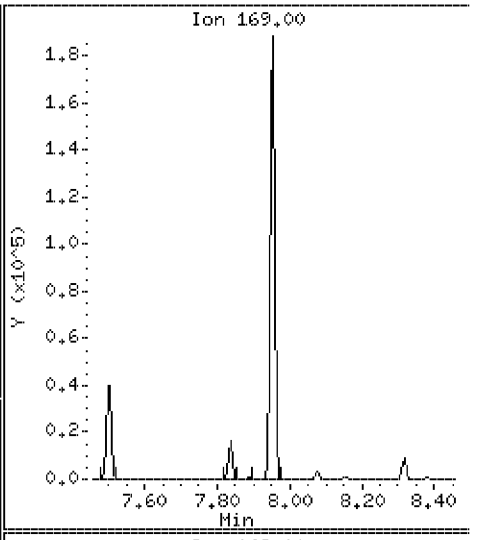

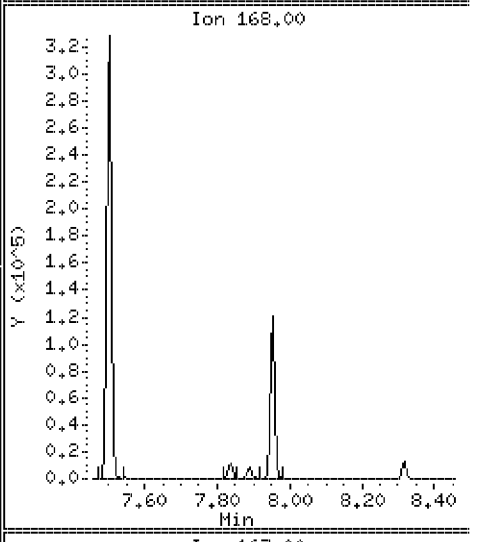

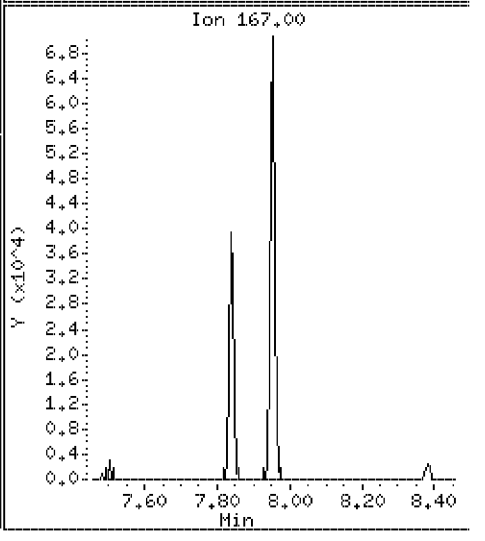

Data File: \\Svecd04\DD\chem\smsd03.i\S3042312.b\8270CAL2.D

Date : 23-APR-2012 12:21

Client ID: 8270CAL2 Instrument: smsd03.i

Sample Info: 45926

Purge Volume: 1000.0 Operator: PEL

Column phase: HPMS-5 Column diameter: 0.25

87 1,2-Diphenylhydrazine Concentration: 10.1 ug/l

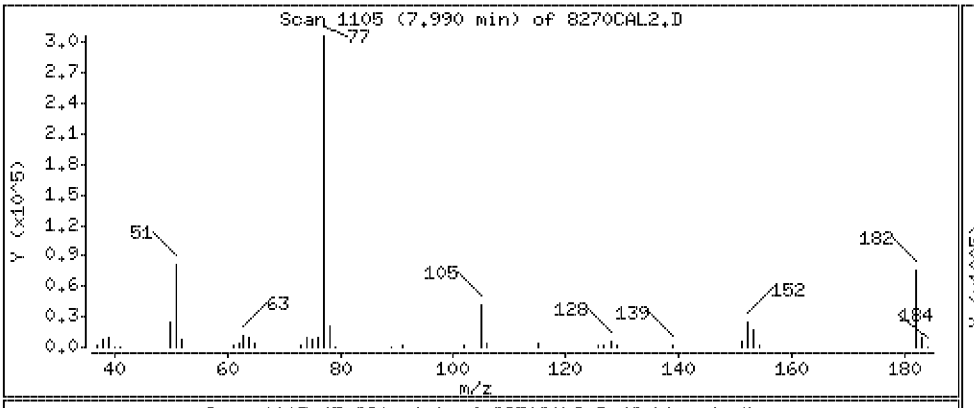

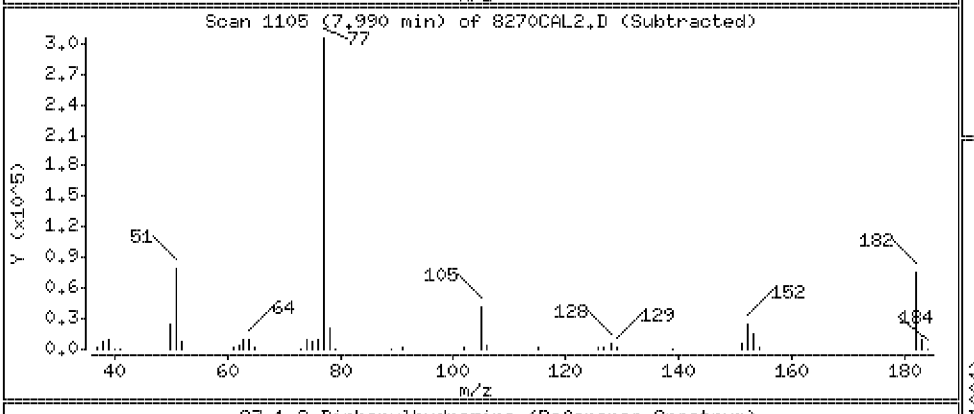

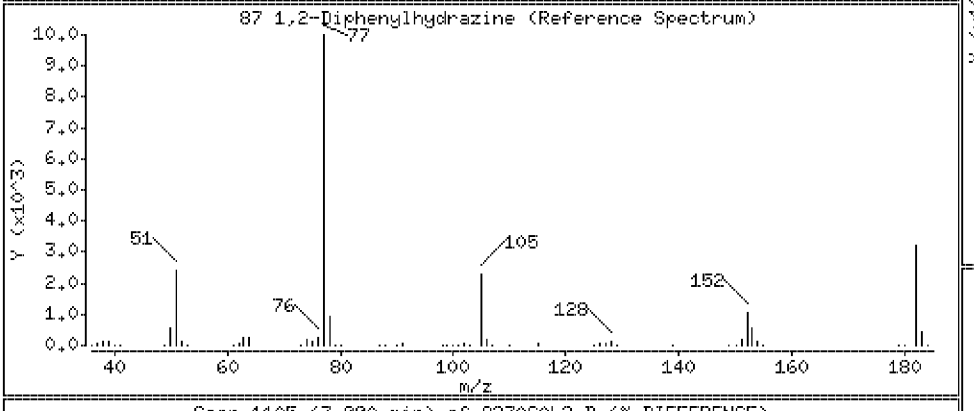

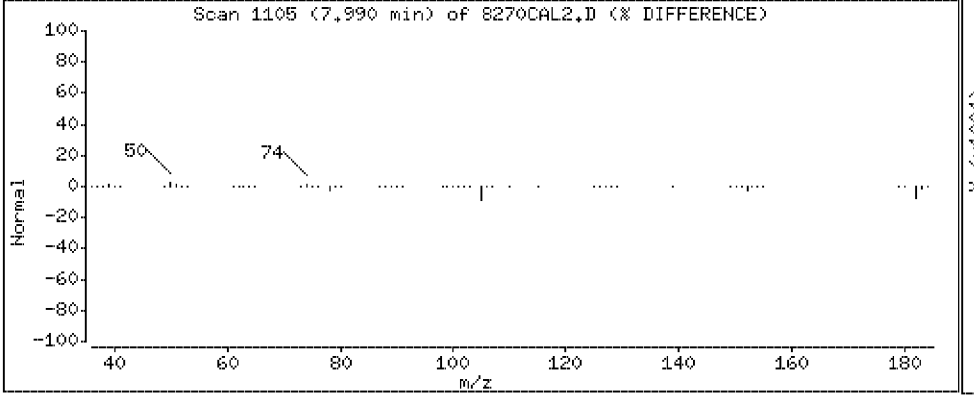

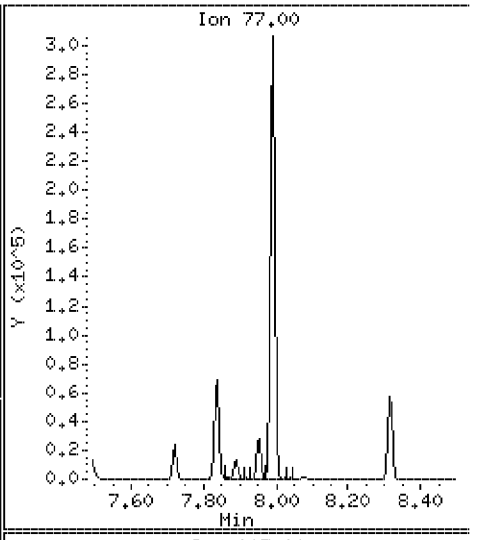

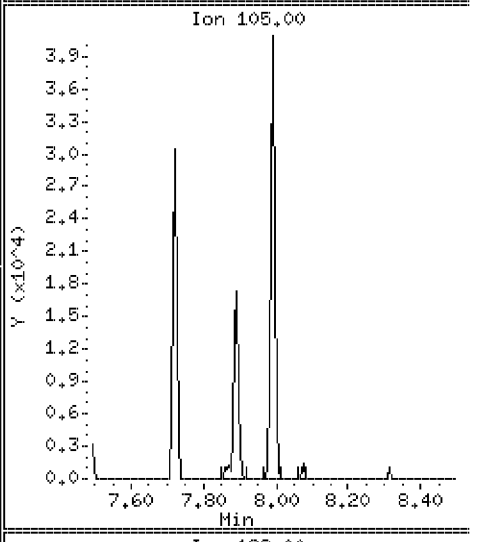

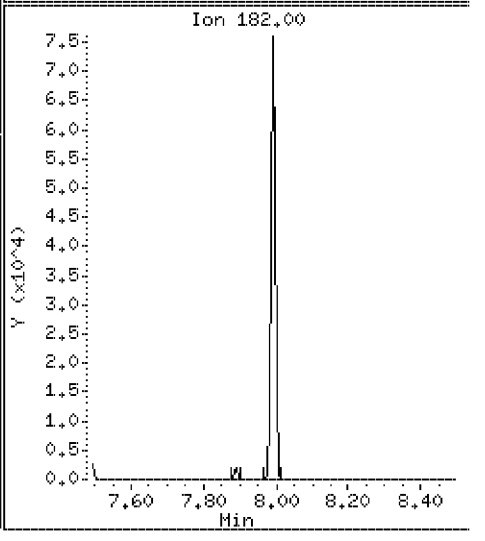

Data File: \\Svecd04\DD\chem\smsd03.i\S3042312.b\8270CAL2.D

Date : 23-APR-2012 12:21

Client ID: 8270CAL2

Instrument: smsd03.i

Sample Info: 45926

Purge Volume: 1000.0

Operator: PEL

Column phase: HPMS-5

Column diameter: 0.25

93 4-Bromophenylphenylether

Concentration: 9.3 ug/l

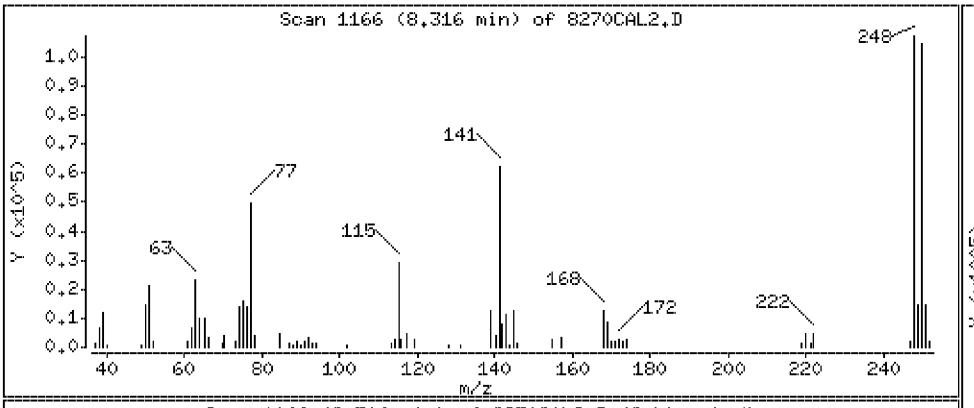

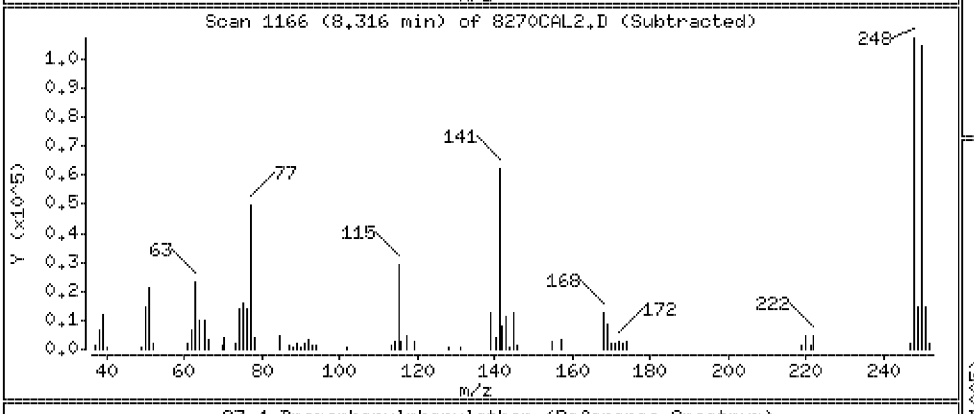

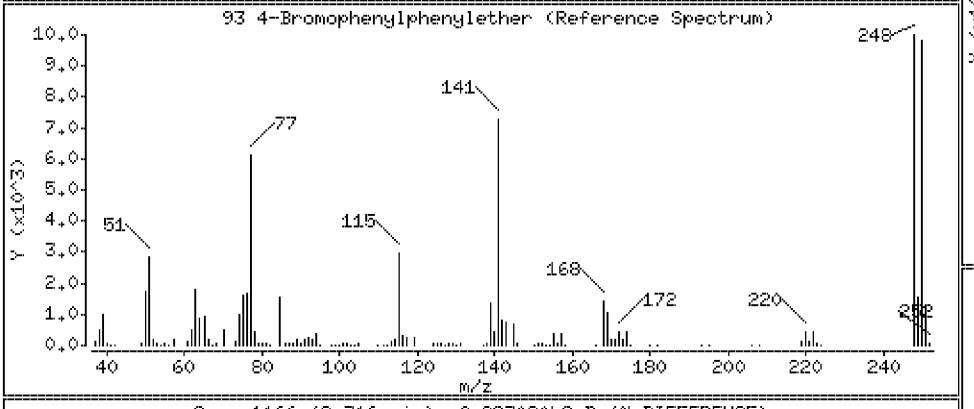

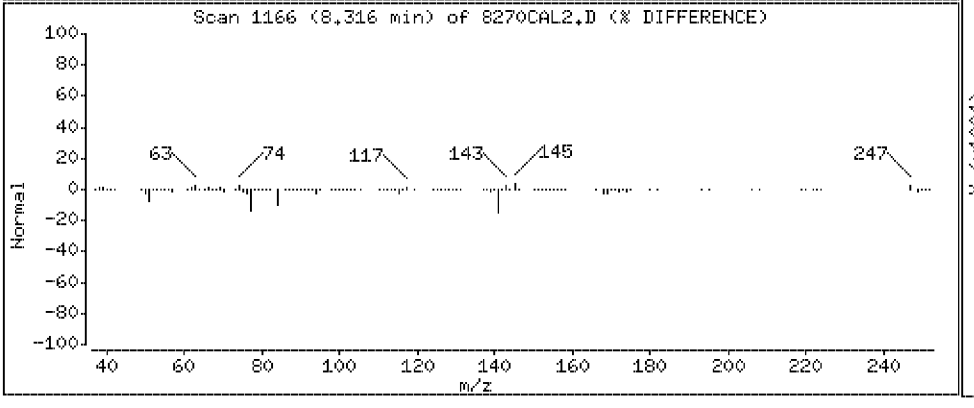

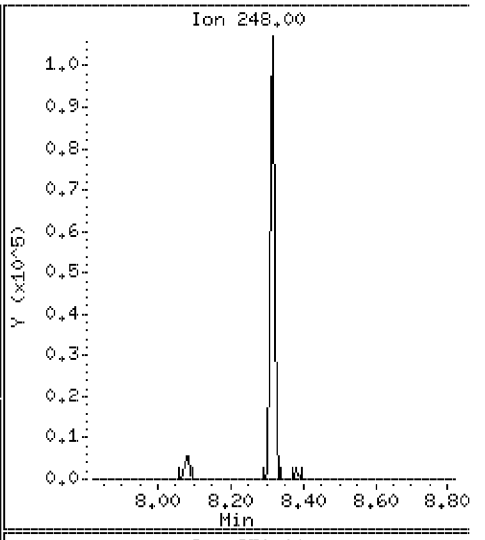

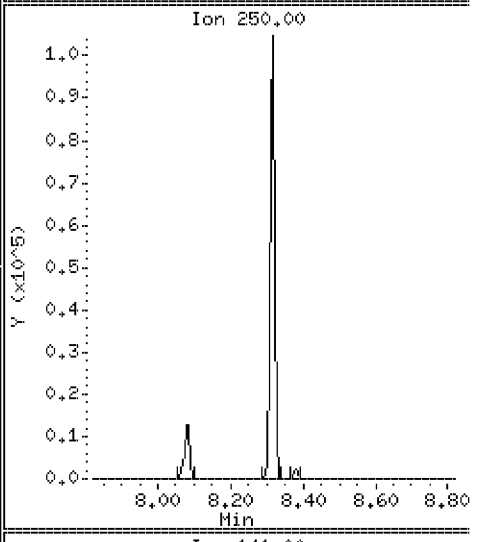

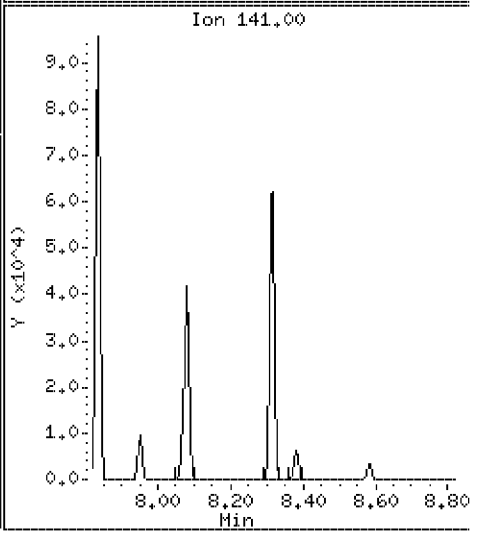

Data File: \\Svecd04\DD\chem\smsd03.i\S3042312.b\8270CAL2.D

Date : 23-APR-2012 12:21

Client ID: 8270CAL2

Instrument: smsd03.i

Sample Info: 45926

Purge Volume: 1000.0

Operator: PEL

Column phase: HPMS-5

Column diameter: 0.25

94 Hexachlorobenzene

Concentration: 9.0 ug/l

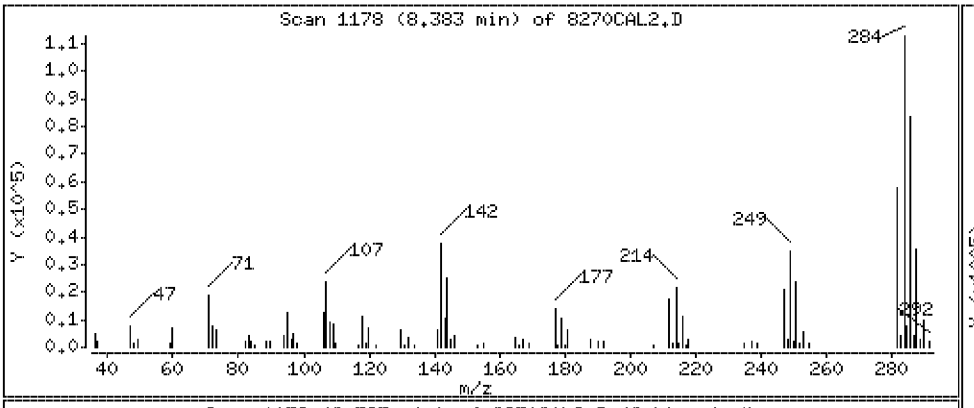

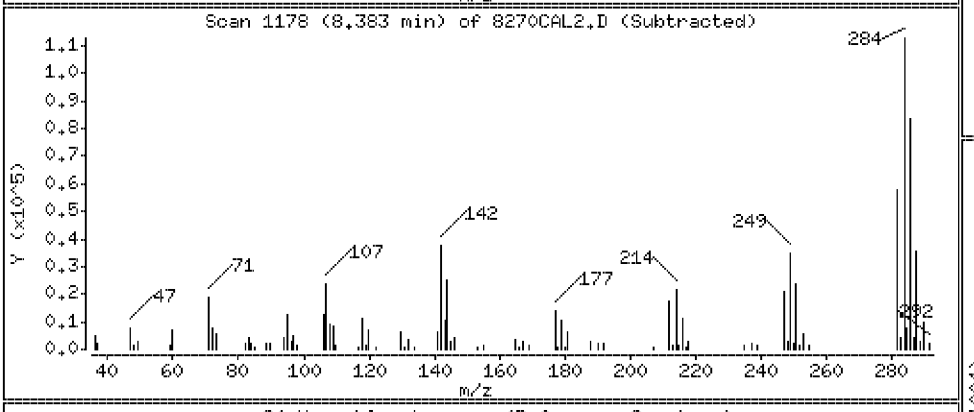

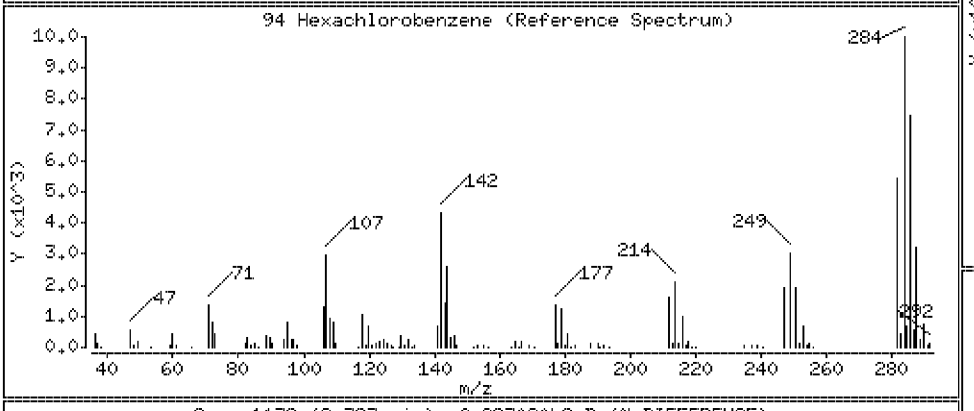

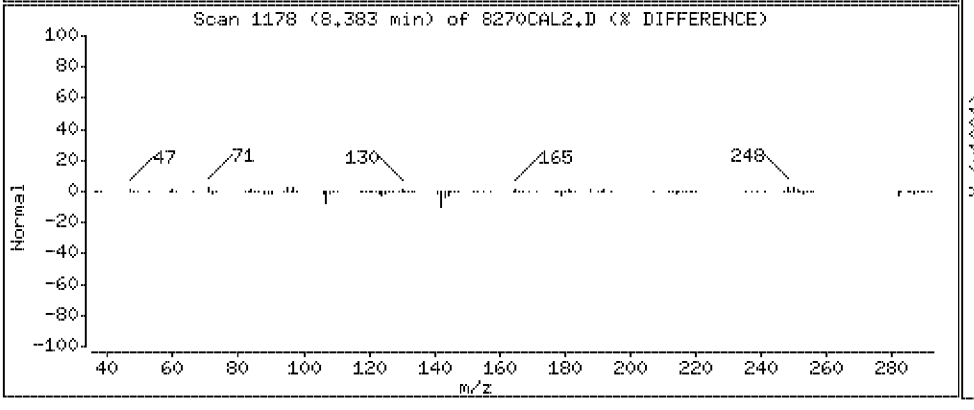

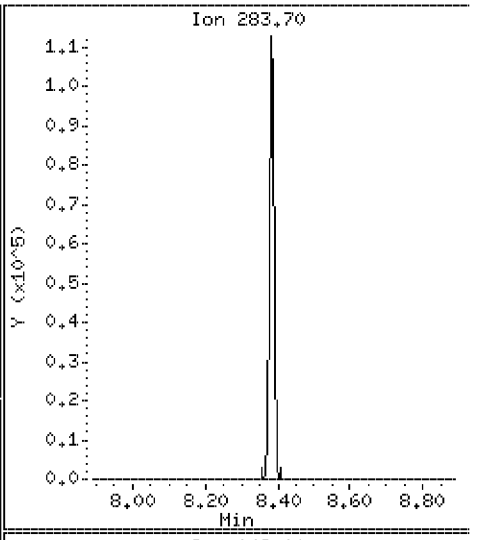

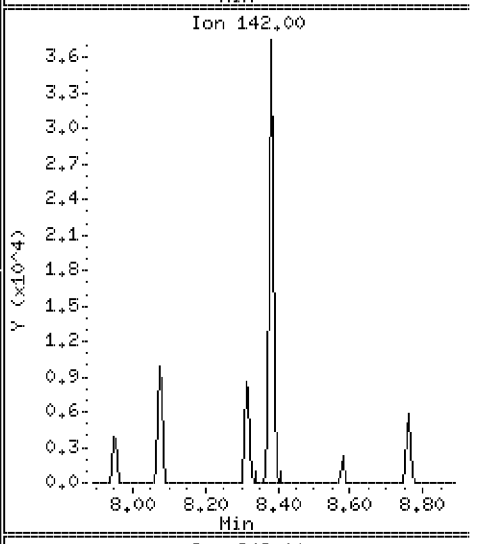

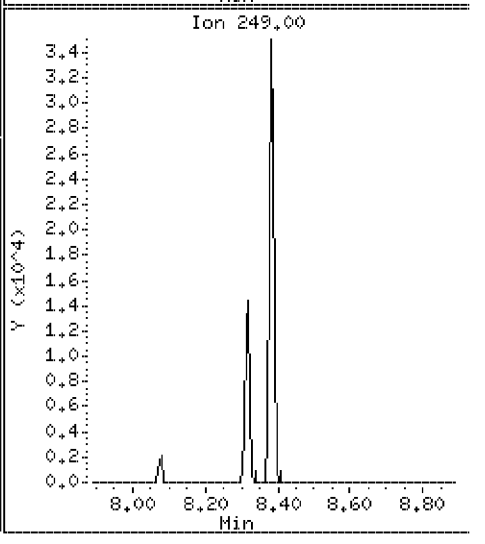

Data File: \\Svecd04\DD\chem\smsd03.i\S3042312.b\8270CAL2.D

Date : 23-APR-2012 12:21

Client ID: 8270CAL2

Instrument: smsd03.i

Sample Info: 45926

Purge Volume: 1000.0

Operator: PEL

Column phase: HPMS-5

Column diameter: 0.25

96 Pentachlorophenol

Concentration: 7.8 ug/l

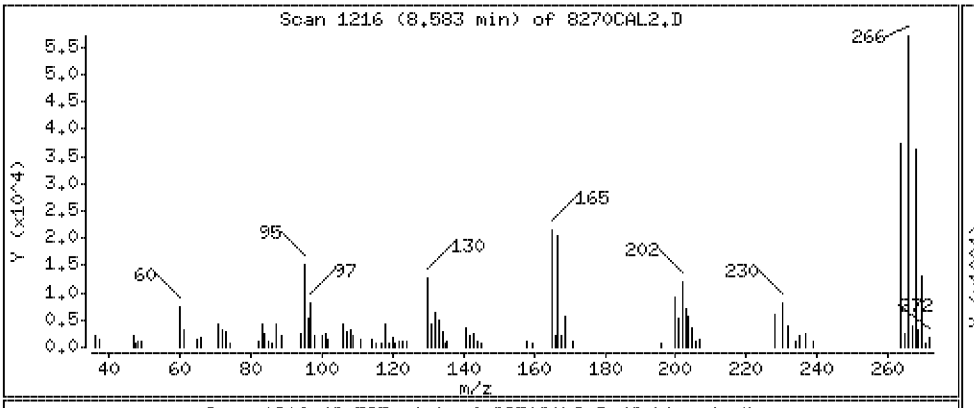

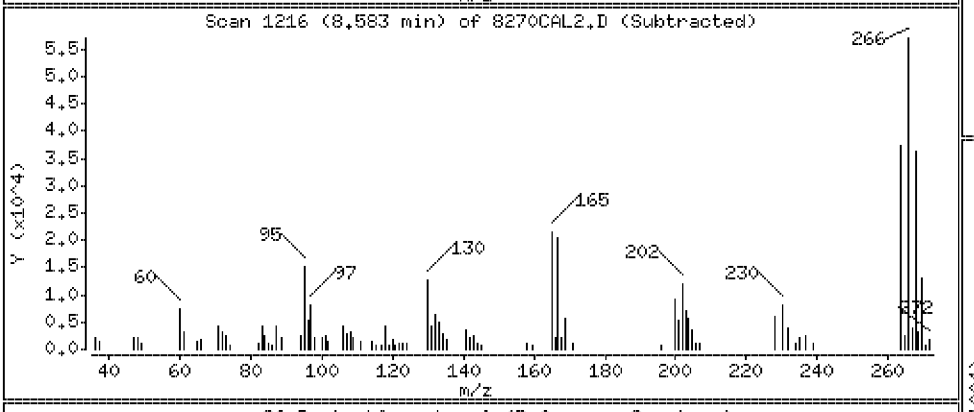

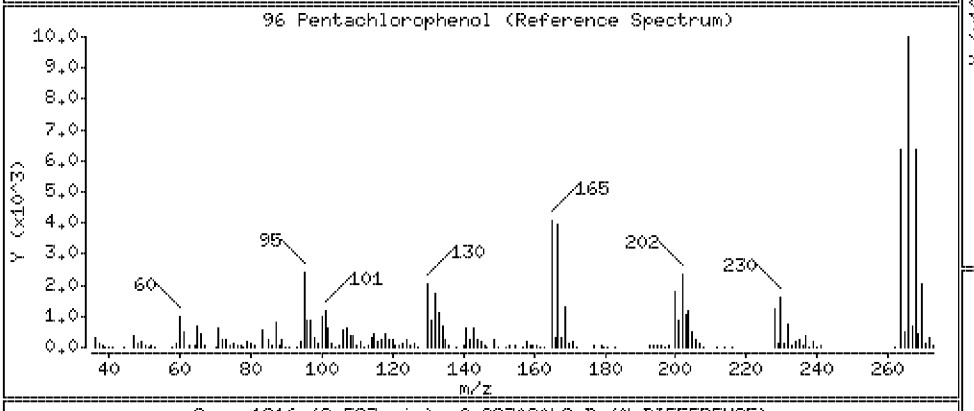

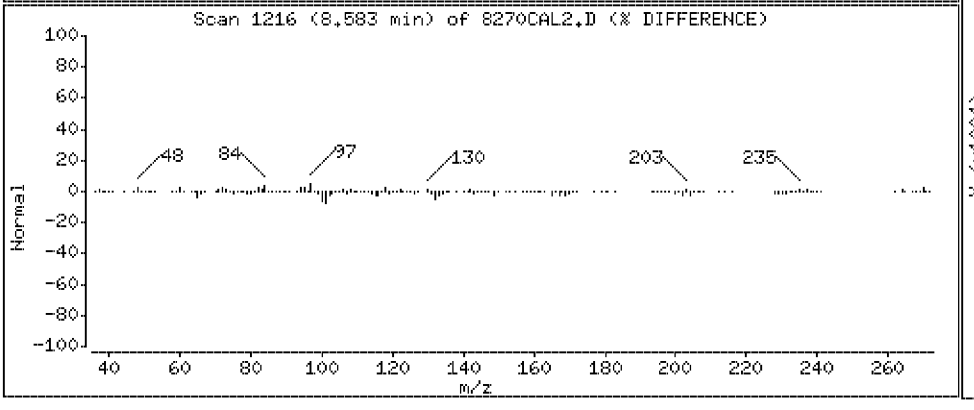

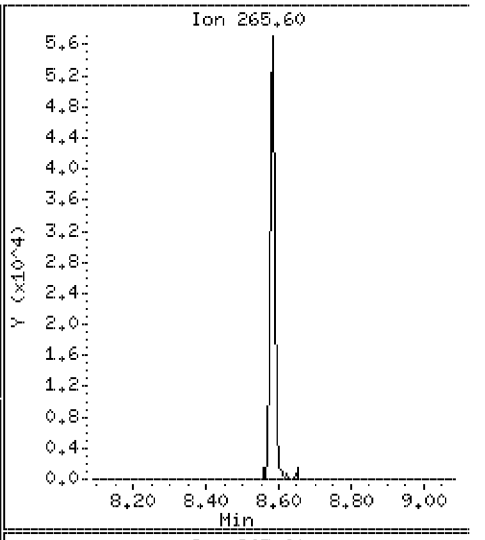

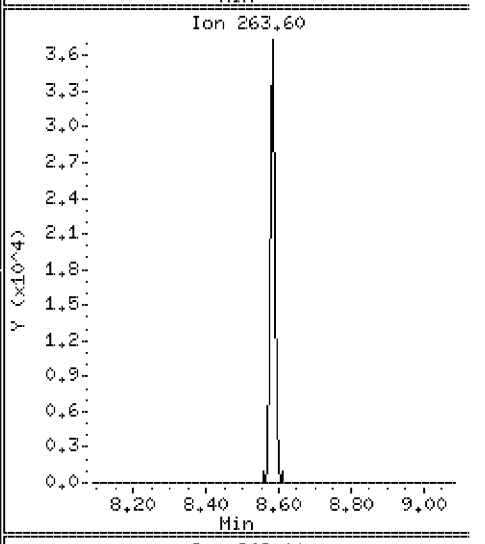

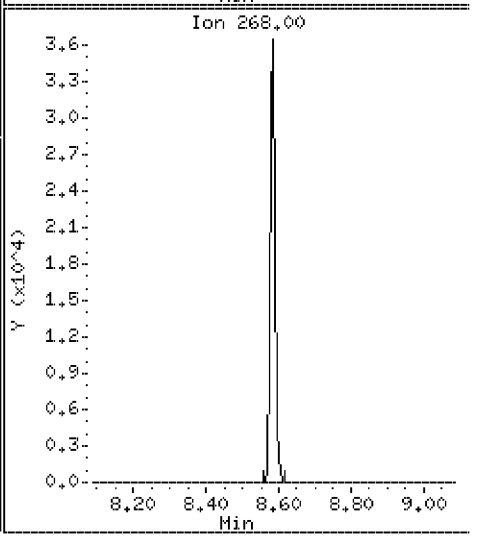

Data File: \\Svecd04\DD\chem\smsd03.i\S3042312.b\8270CAL2.D

Date : 23-APR-2012 12:21

Client ID: 8270CAL2 Instrument: smsd03.i

Sample Info: 45926

Purge Volume: 1000.0 Operator: PEL

Column phase: HPMS-5 Column diameter: 0.25

101 Phenanthrene Concentration: 9.8 ug/l

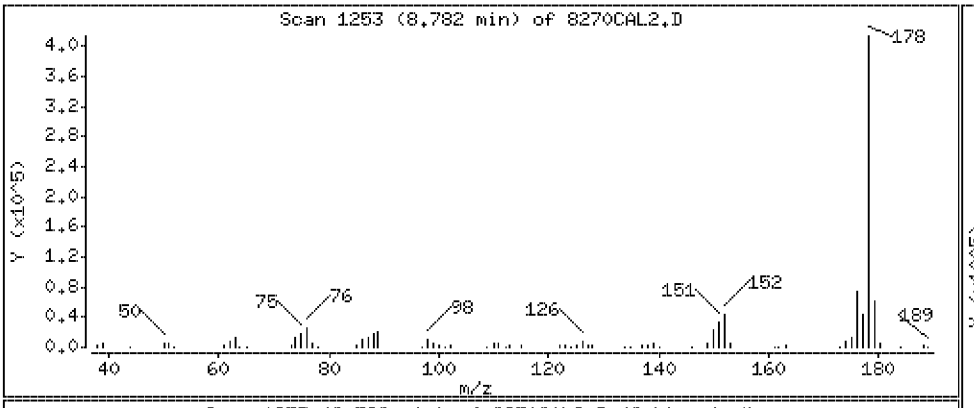

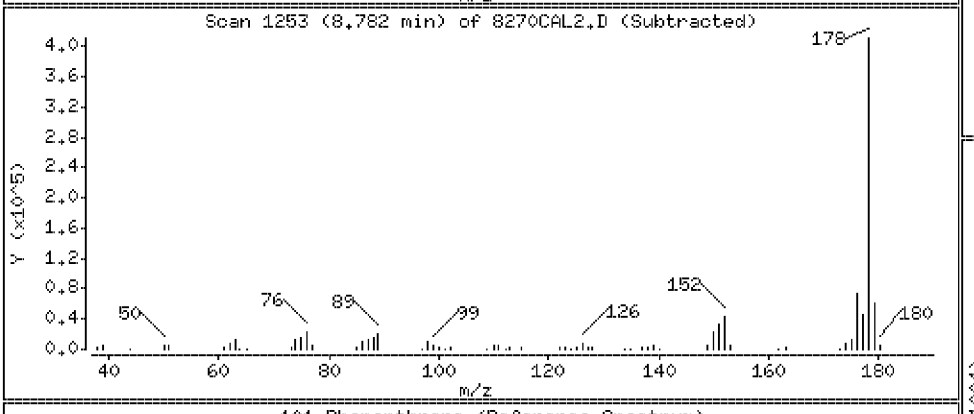

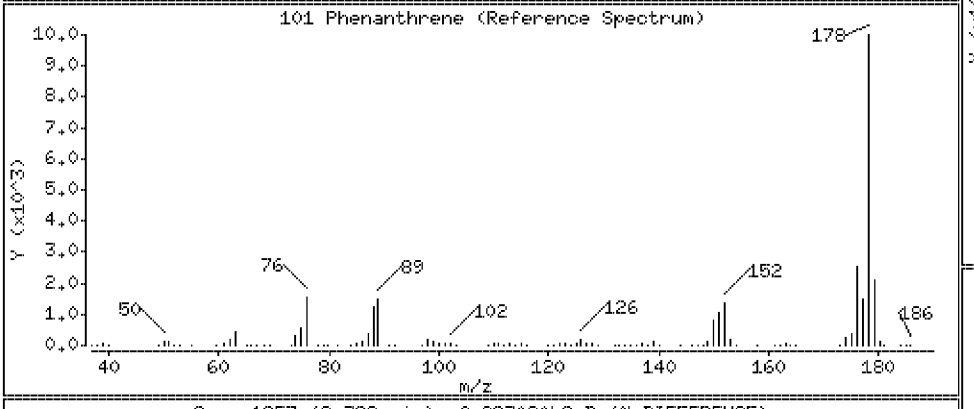

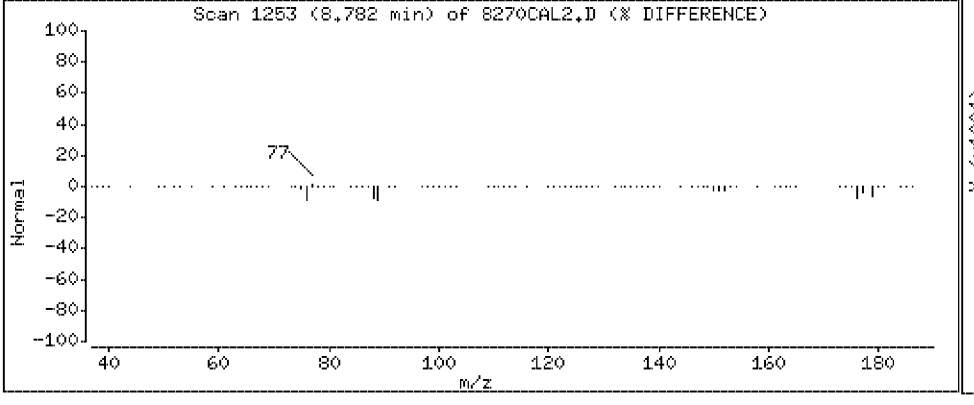

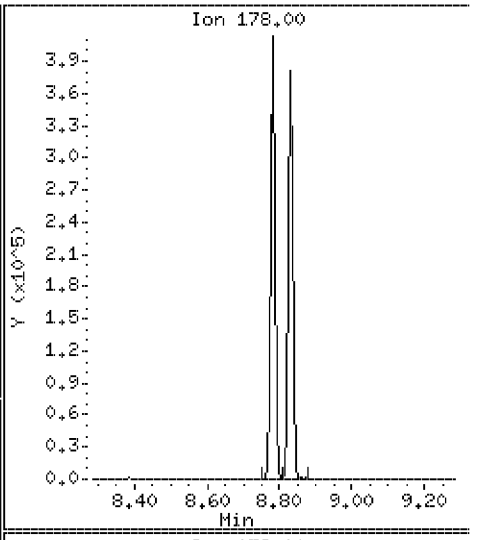

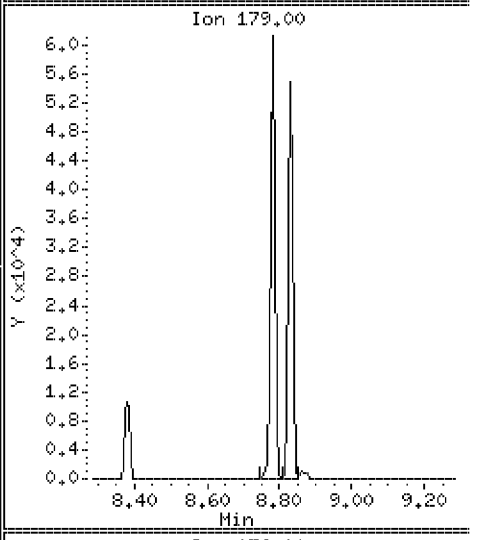

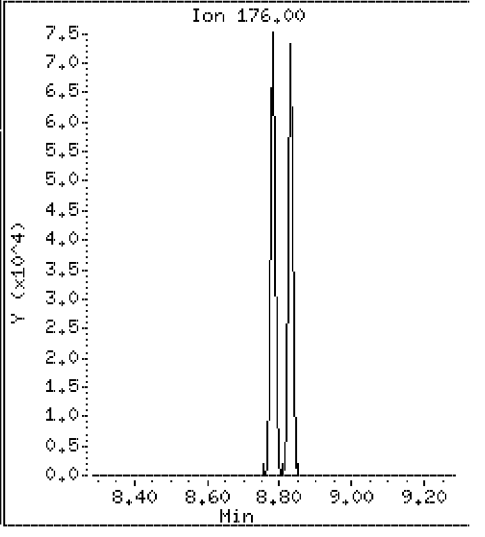

Data File: \\Svecd04\DD\chem\smsd03.i\S3042312.b\8270CAL2.D

Date : 23-APR-2012 12:21

Client ID: 8270CAL2

Instrument: smsd03.i

Sample Info: 45926

Purge Volume: 1000.0

Operator: PEL

Column phase: HPMS-5

Column diameter: 0.25

103 Anthracene

Concentration: 9.7 ug/l

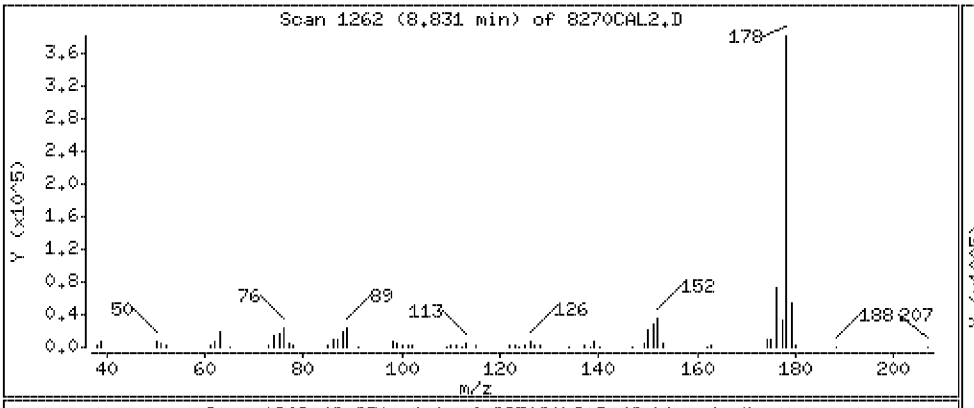

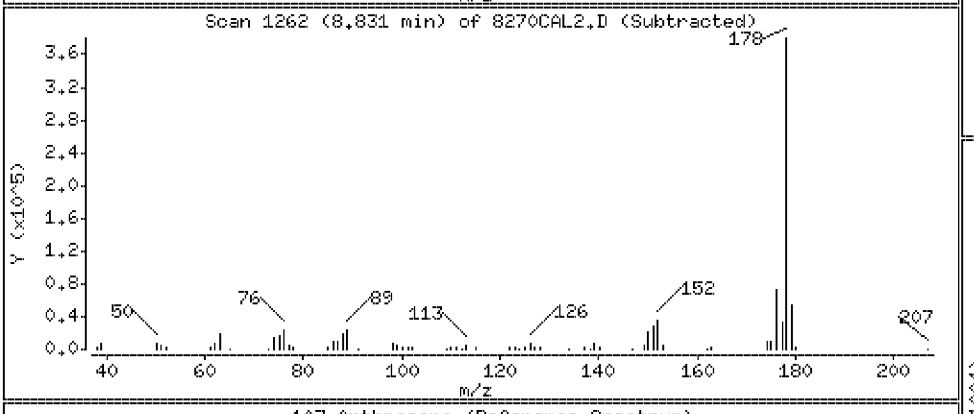

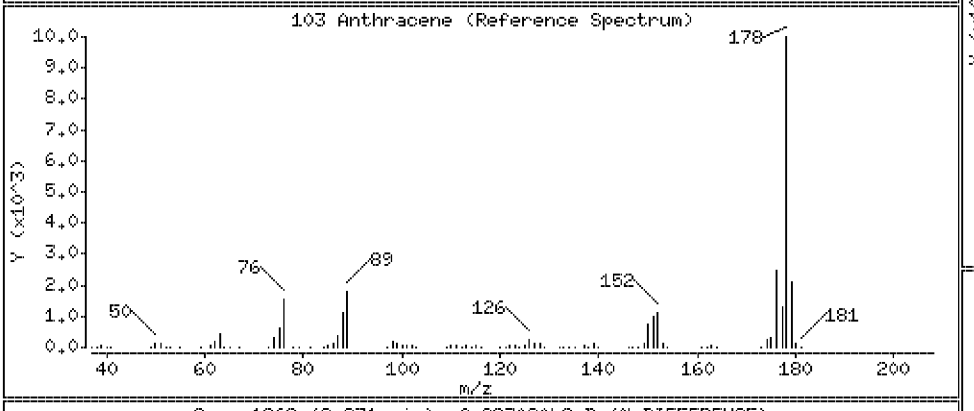

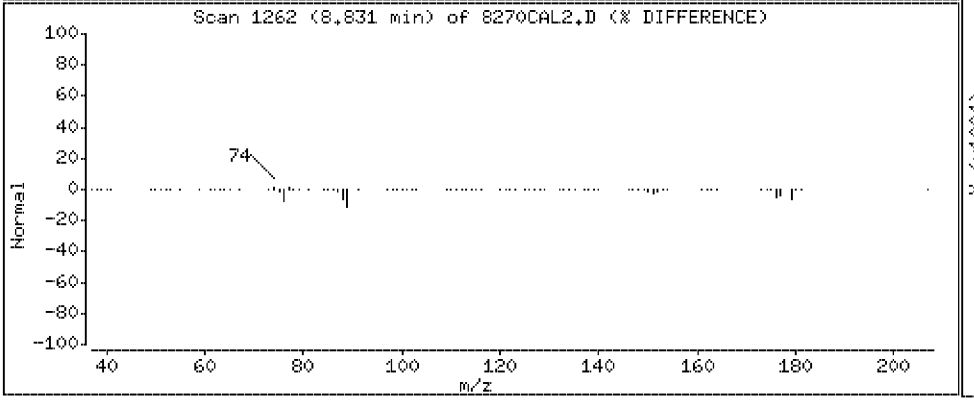

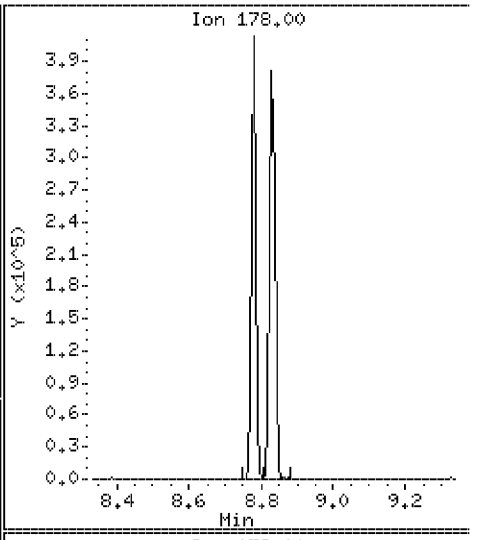

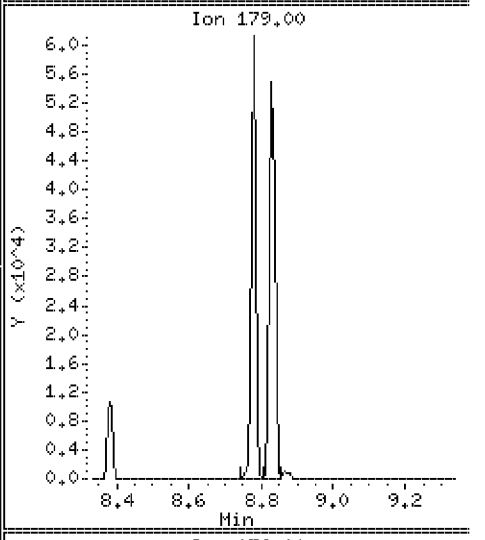

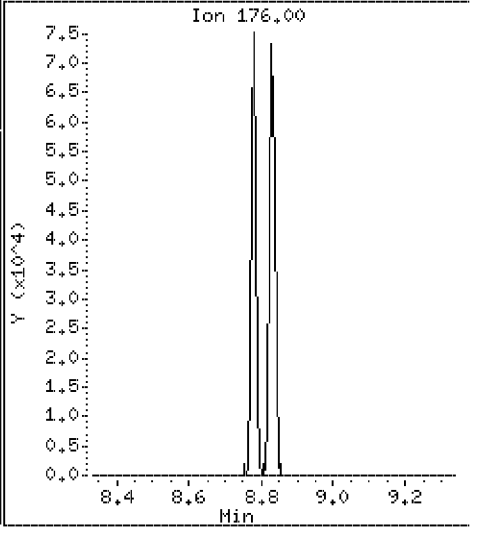

Data File: \\Svecd04\DD\chem\smsd03.i\S3042312.b\8270CAL2.D

Date : 23-APR-2012 12:21

Client ID: 8270CAL2 Instrument: smsd03.i

Sample Info: 45926

Purge Volume: 1000.0 Operator: PEL

Column phase: HPMS-5 Column diameter: 0.25

104 Carbazole Concentration: 10 ug/l

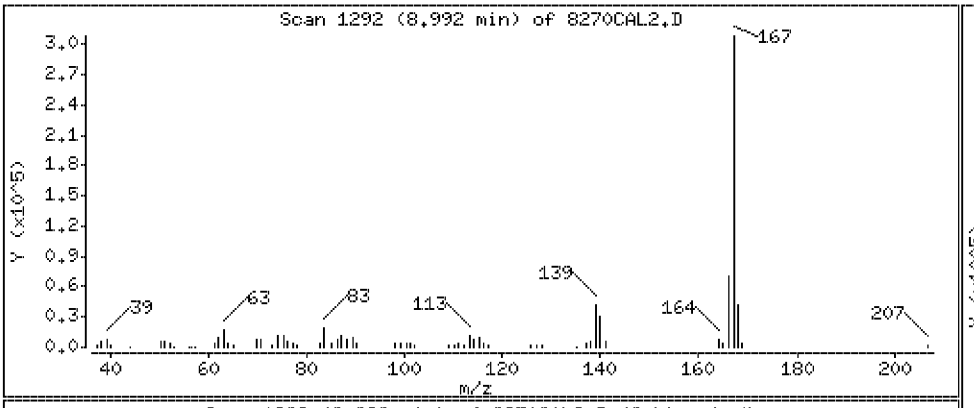

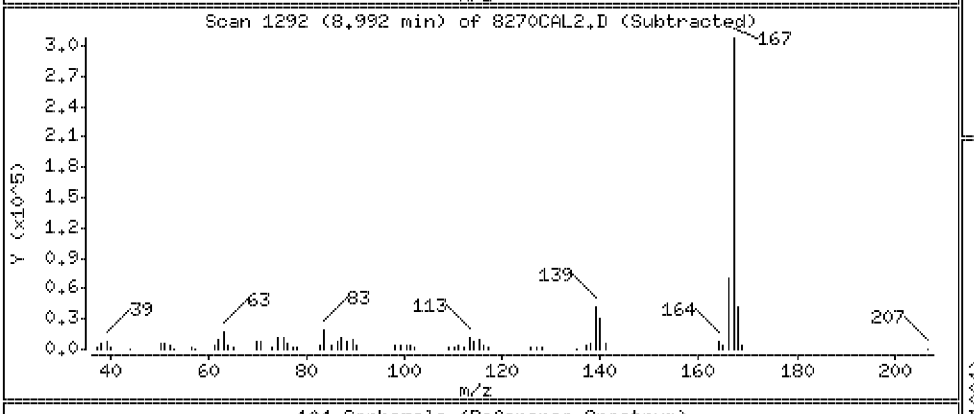

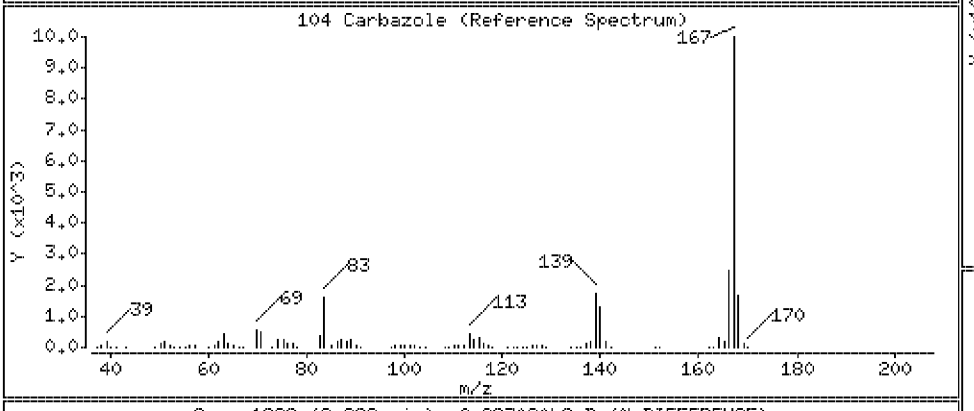

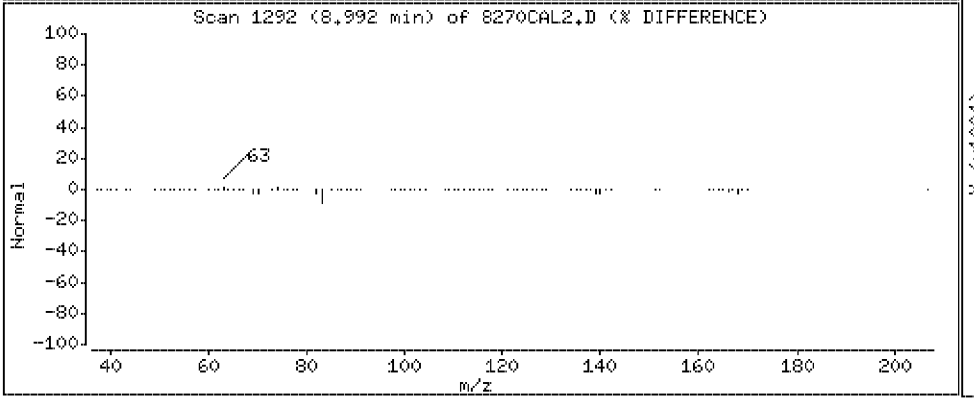

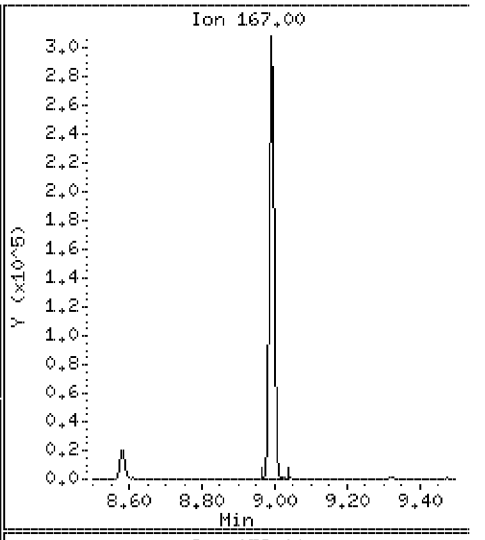

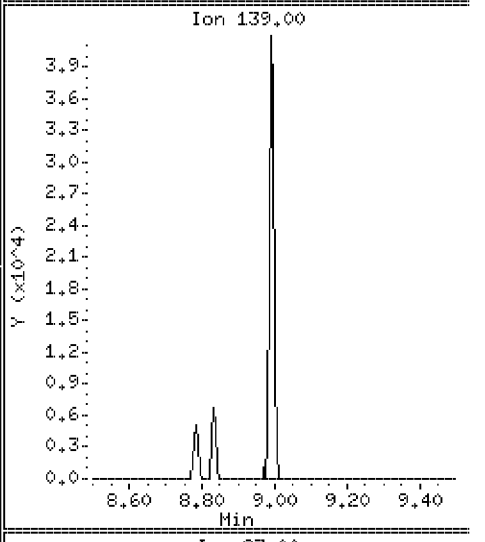

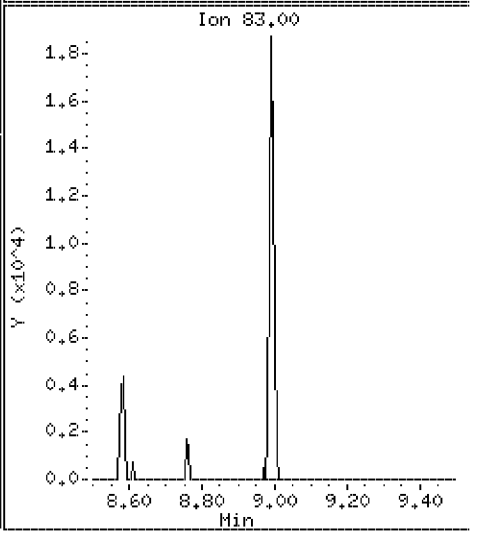

Data File: \\Svecd04\DD\chem\smsd03.i\S3042312.b\8270CAL2.D

Date : 23-APR-2012 12:21

Client ID: 8270CAL2 Instrument: smsd03.i

Sample Info: 45926

Purge Volume: 1000.0 Operator: PEL

Column phase: HPMS-5 Column diameter: 0.25

105 Di-n-butylphthalate Concentration: 9.7 ug/l

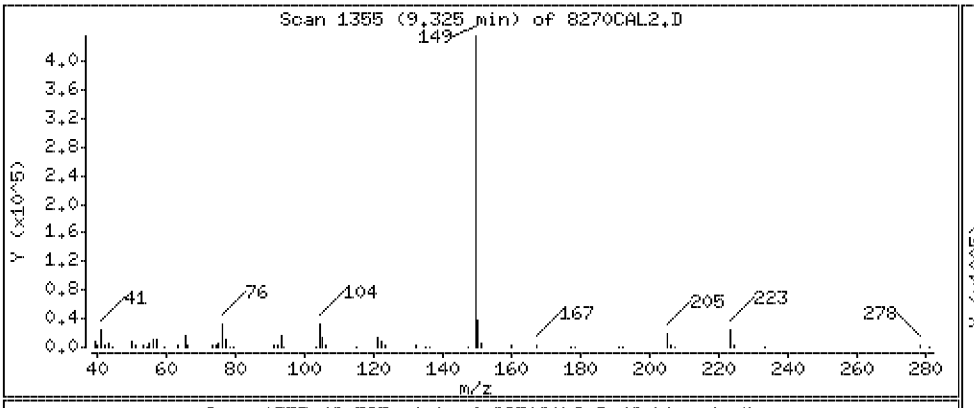

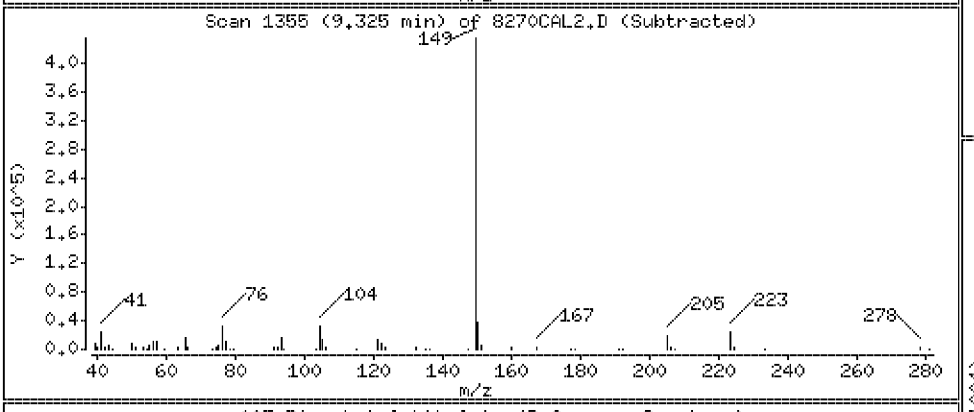

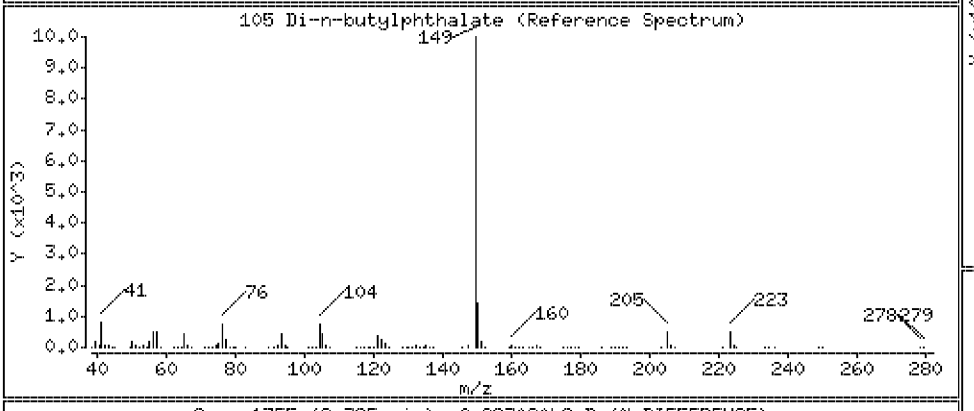

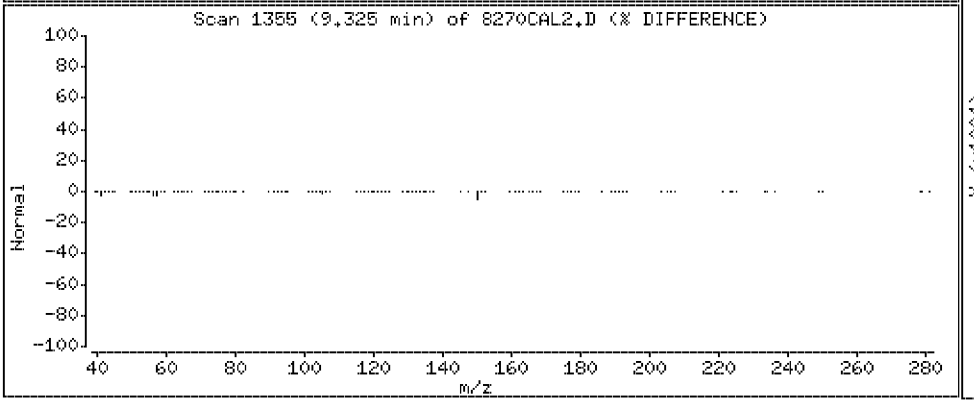

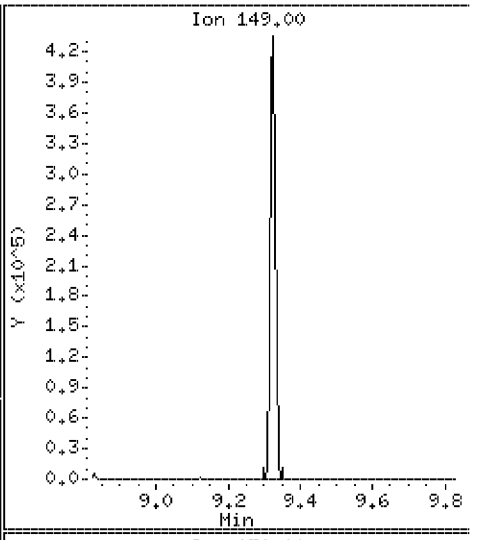

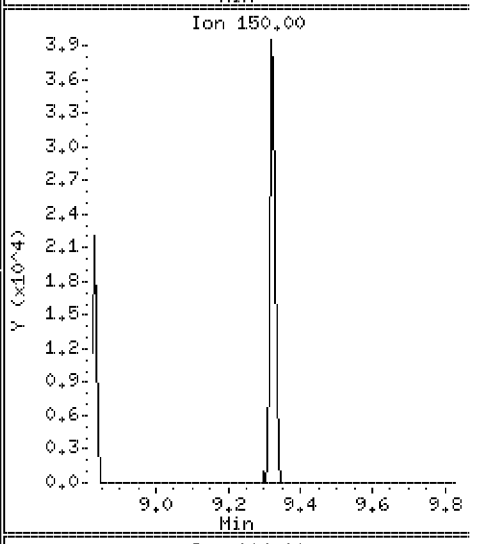

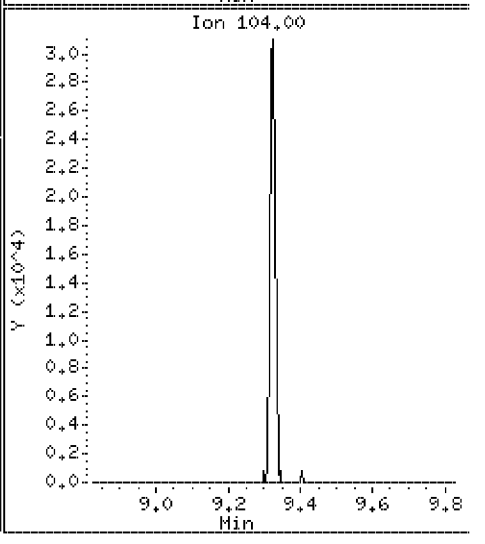

Data File: \\Svecd04\DD\chem\smsd03.i\S3042312.b\8270CAL2.D

Date : 23-APR-2012 12:21

Client ID: 8270CAL2

Instrument: smsd03.i

Sample Info: 45926

Purge Volume: 1000.0

Operator: PEL

Column phase: HPMS-5

Column diameter: 0.25

109 Fluoranthene

Concentration: 9.8 ug/l

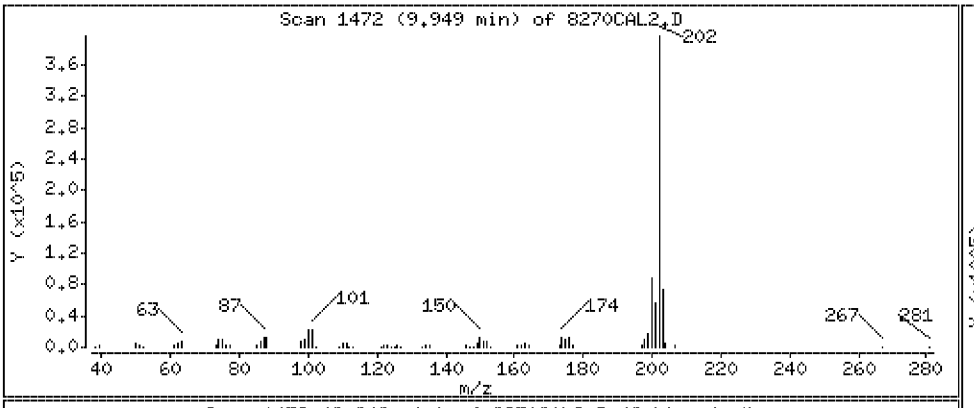

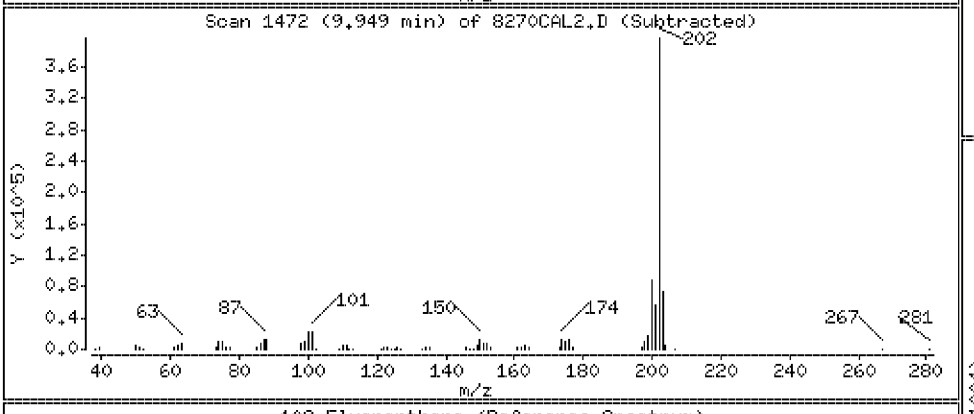

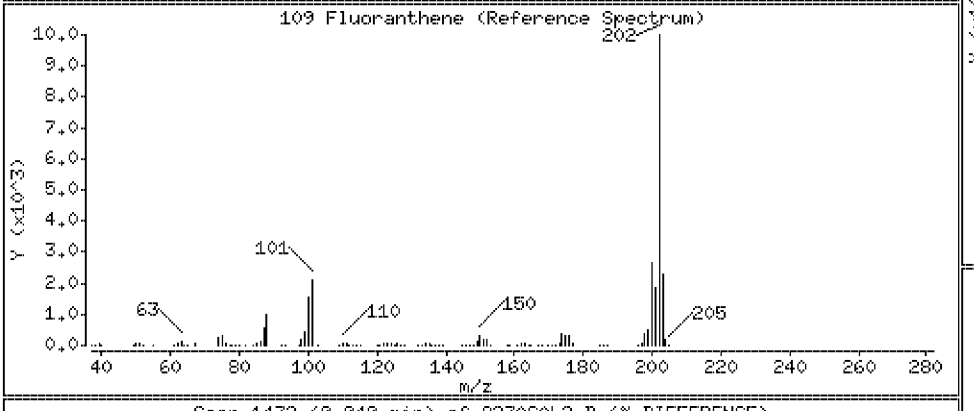

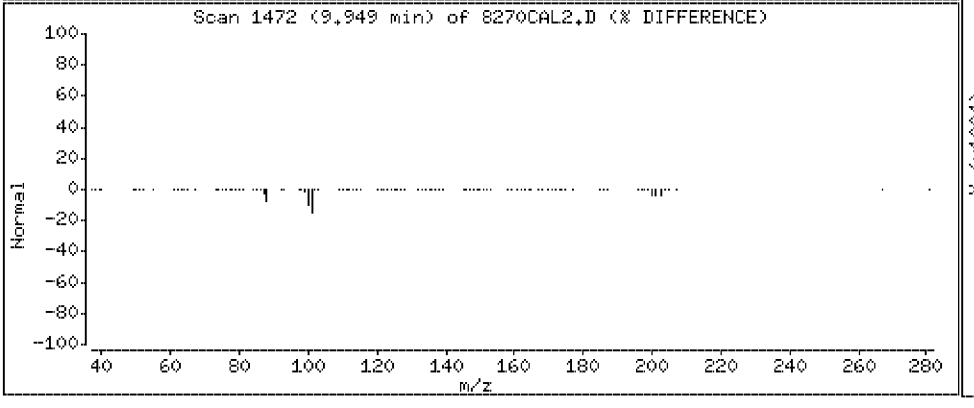

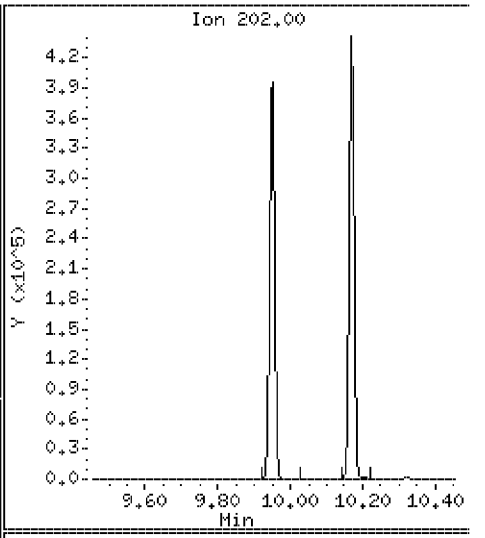

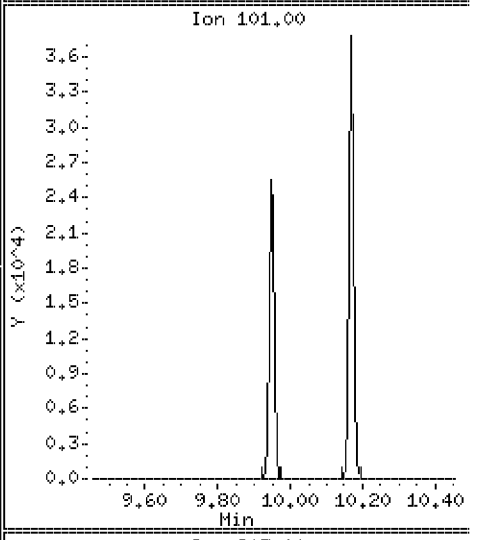

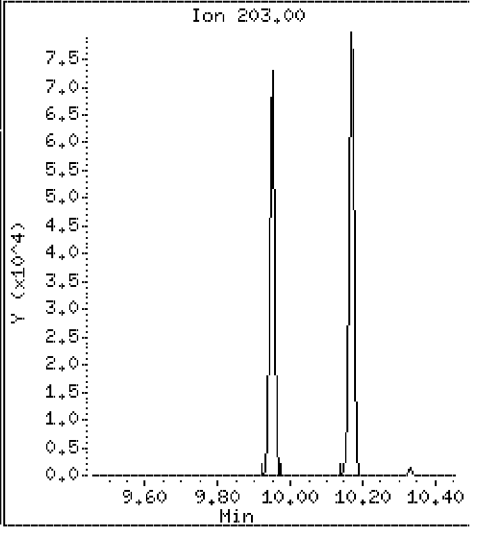

Data File: \\Svecd04\DD\chem\smsd03.i\S3042312.b\8270CAL2.D

Date : 23-APR-2012 12:21

Client ID: 8270CAL2

Instrument: smsd03.i

Sample Info: 45926

Purge Volume: 1000.0

Operator: PEL

Column phase: HPMS-5

Column diameter: 0.25

111 Pyrene

Concentration: 11.1 ug/l

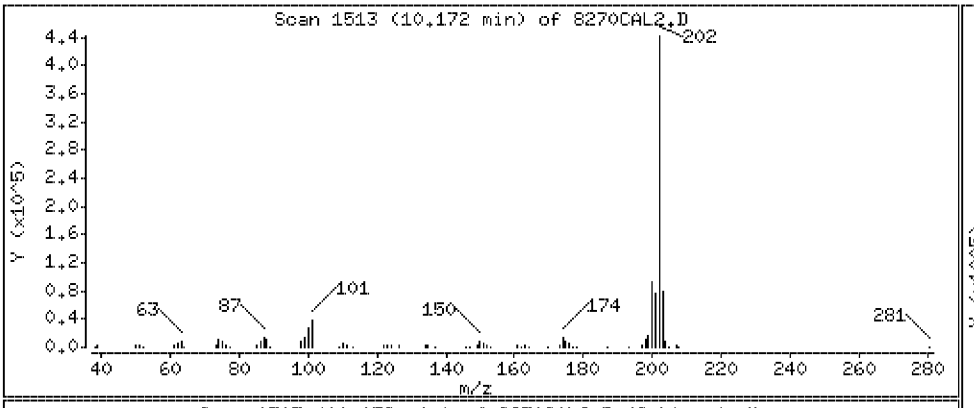

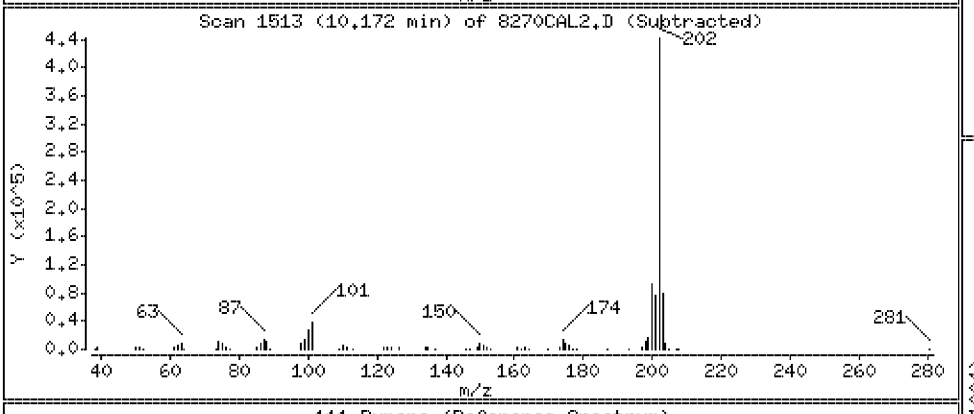

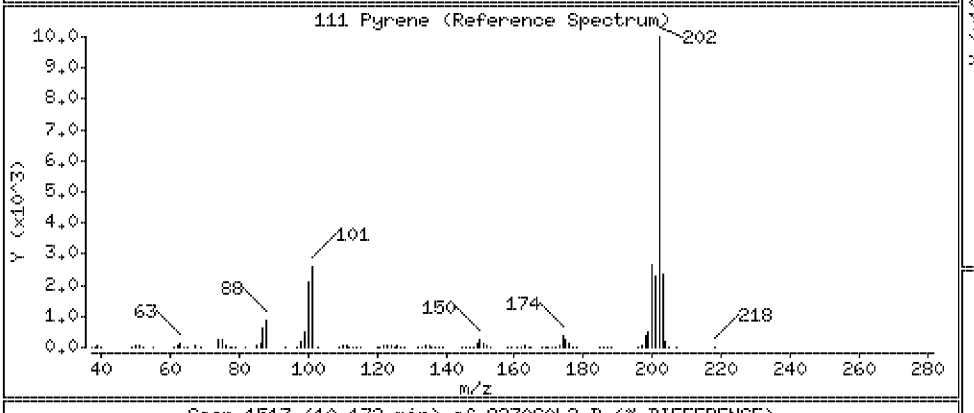

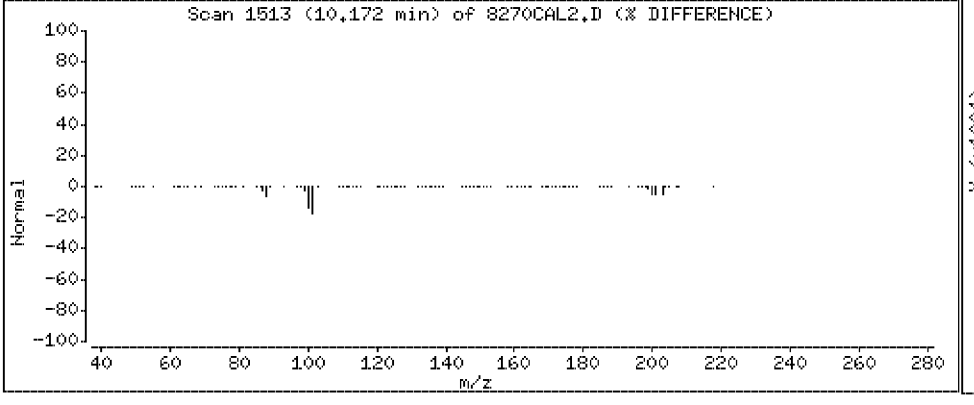

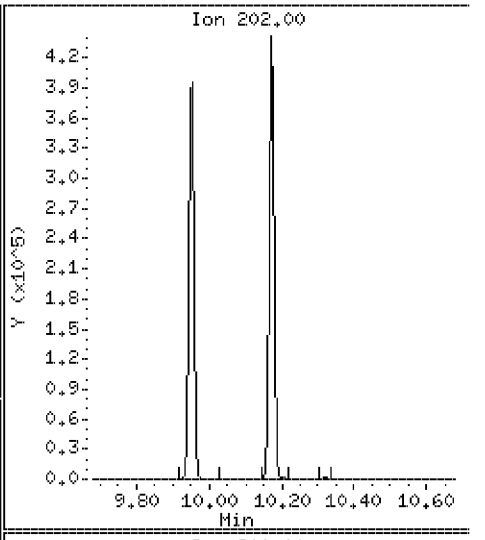

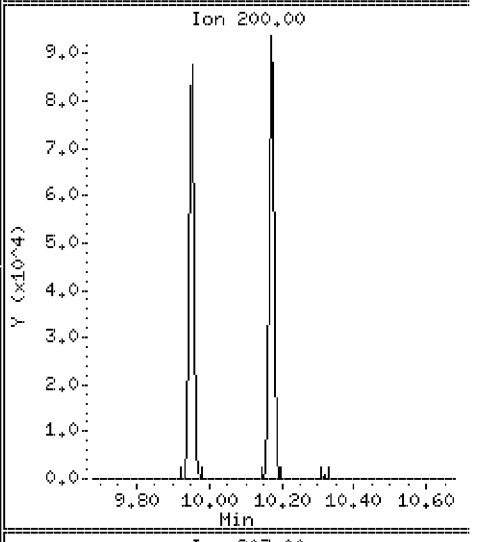

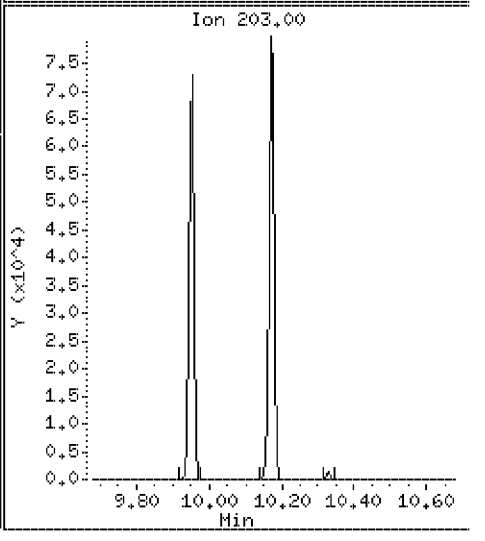

Data File: \\Svecd04\DD\chem\smsd03.i\S3042312.b\8270CAL2.D

Date : 23-APR-2012 12:21

Client ID: 8270CAL2 Instrument: smsd03.i

Sample Info: 45926

Purge Volume: 1000.0 Operator: PEL

Column phase: HPMS-5 Column diameter: 0.25

118 Butylbenzylphthalate Concentration: 10.0 ug/l

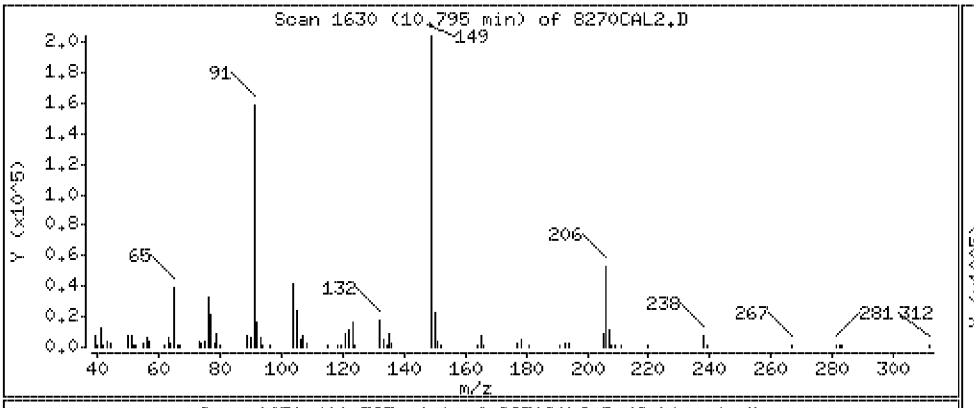

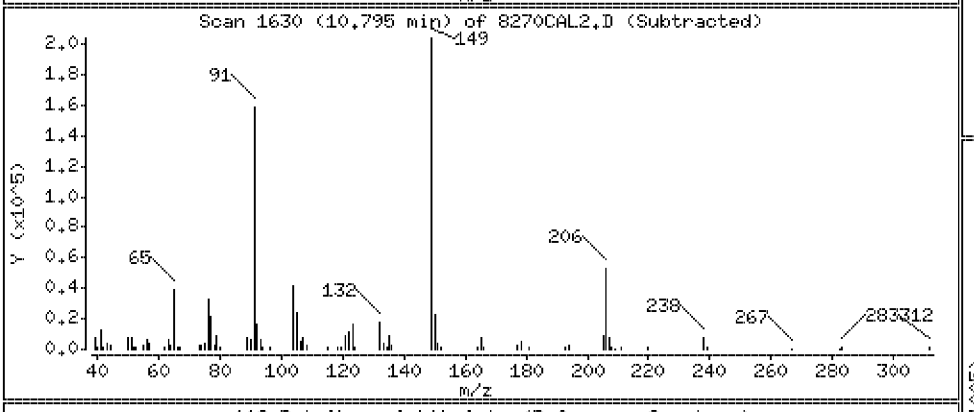

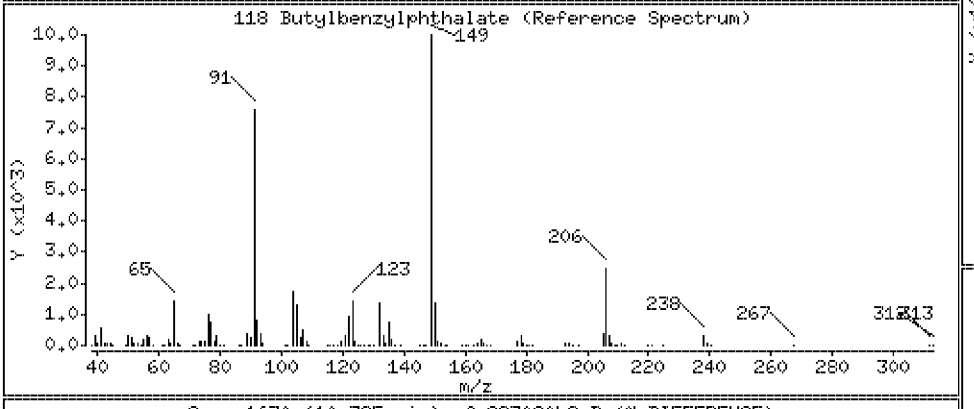

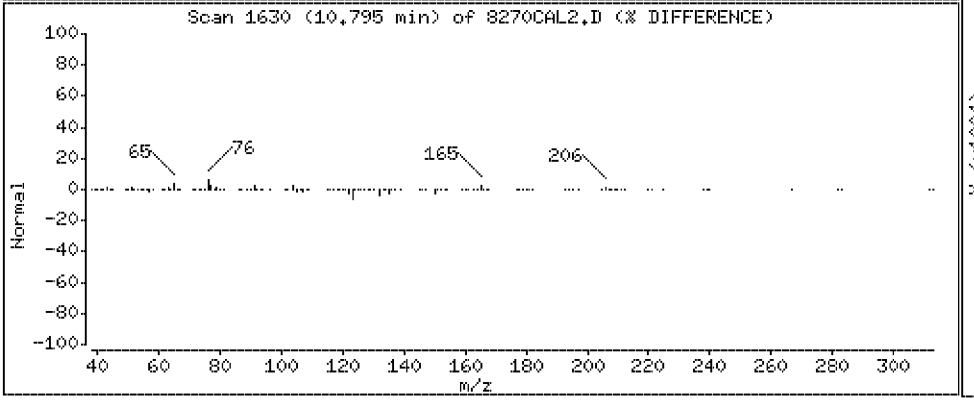

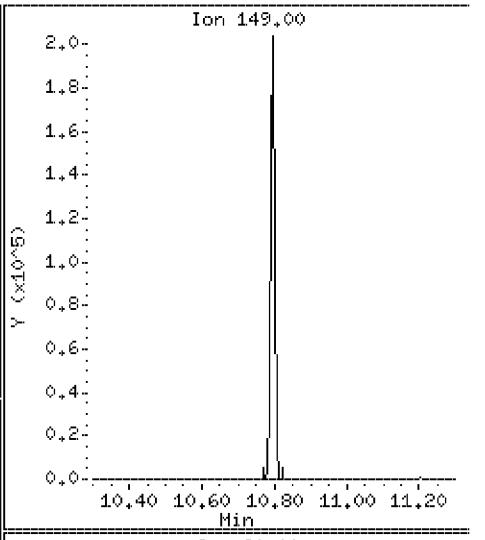

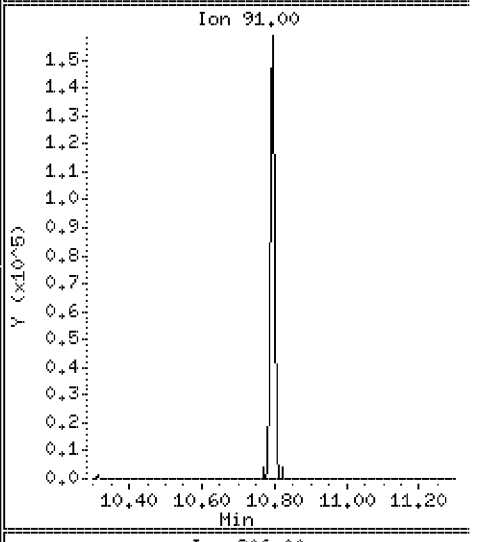

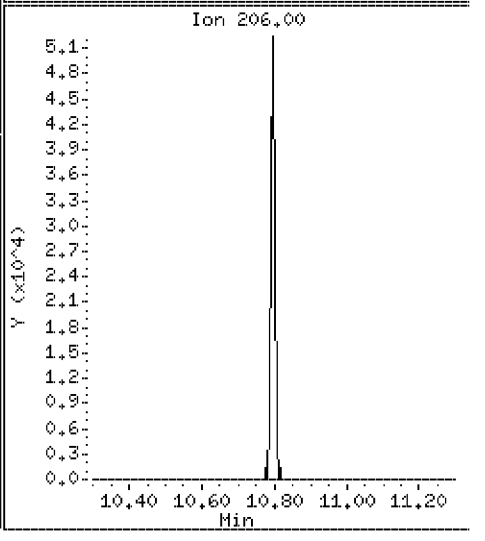

Data File: \\Svecd04\DD\chem\smsd03.i\S3042312.b\8270CAL2.D

Date : 23-APR-2012 12:21

Client ID: 8270CAL2

Instrument: smsd03.i

Sample Info: 45926

Purge Volume: 1000.0

Operator: PEL

Column phase: HPMS-5

Column diameter: 0.25

120 Benzo[a]anthracene

Concentration: 10.3 ug/l

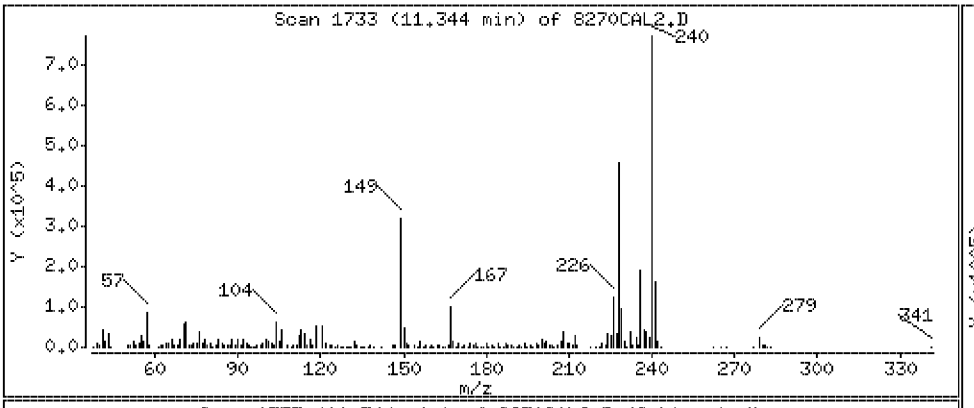

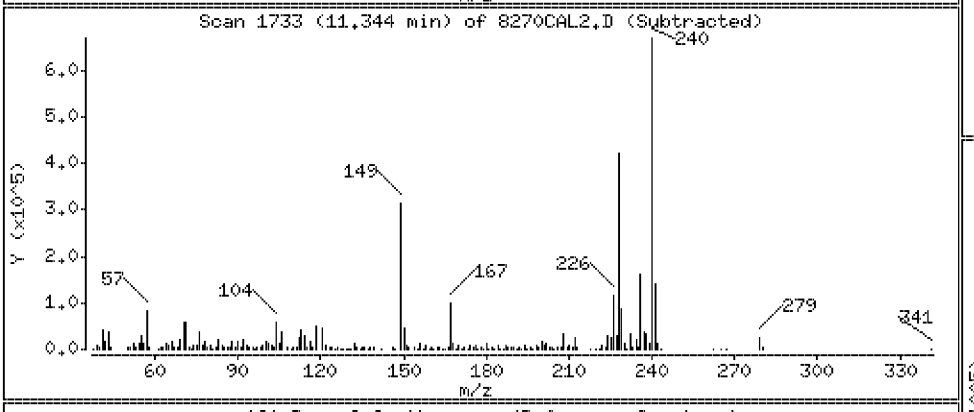

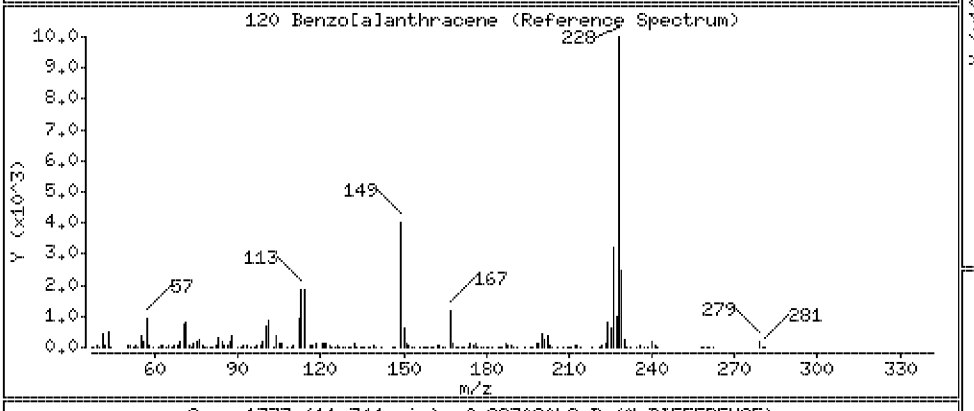

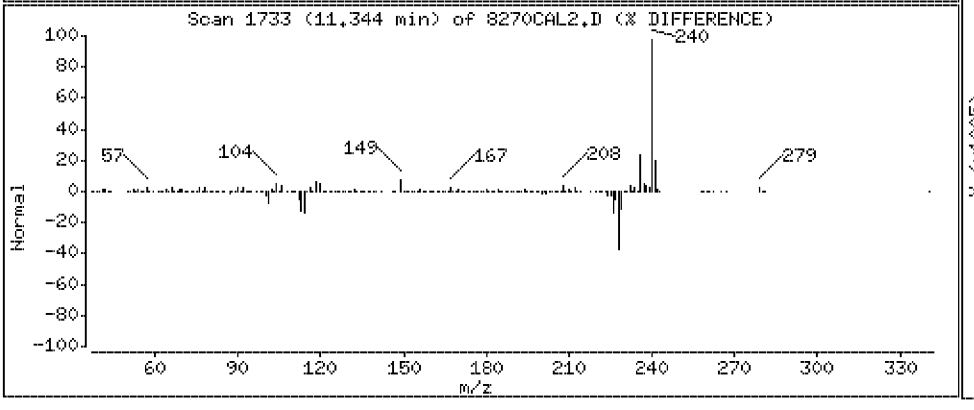

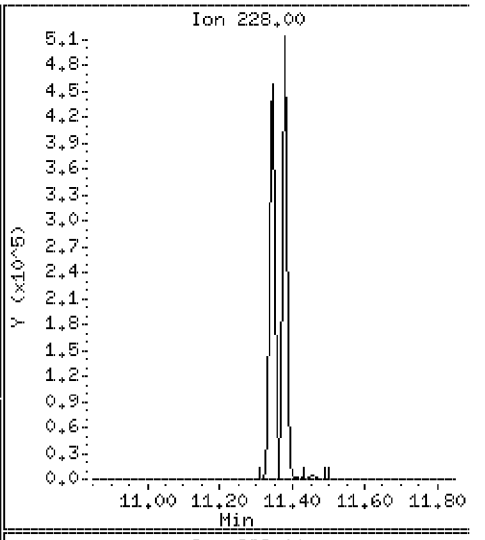

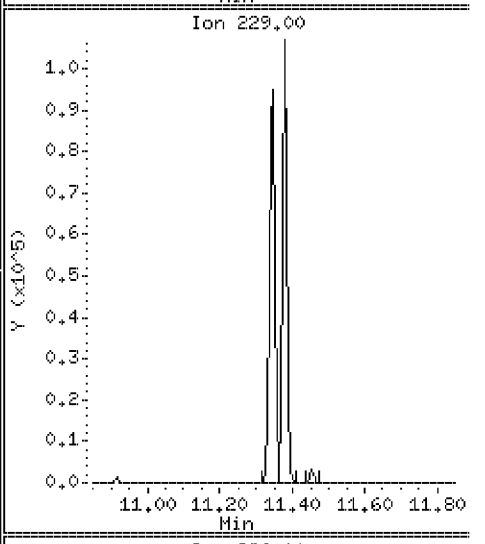

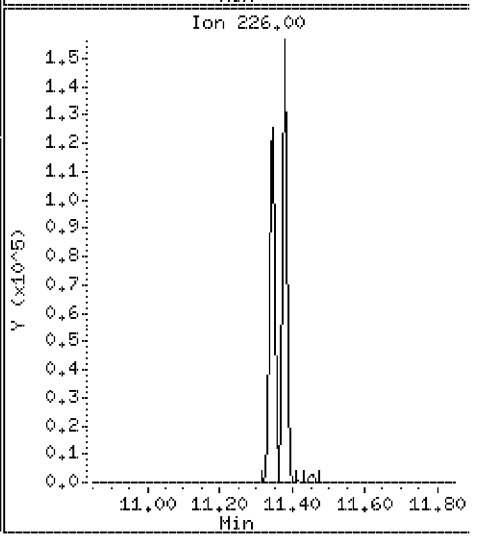

Data File: \\Svecd04\DD\chem\smsd03.i\S3042312.b\8270CAL2.D

Date : 23-APR-2012 12:21

Client ID: 8270CAL2

Instrument: smsd03.i

Sample Info: 45926

Purge Volume: 1000.0

Operator: PEL

Column phase: HPMS-5

Column diameter: 0.25

123 Chrysene

Concentration: 10.9 ug/l

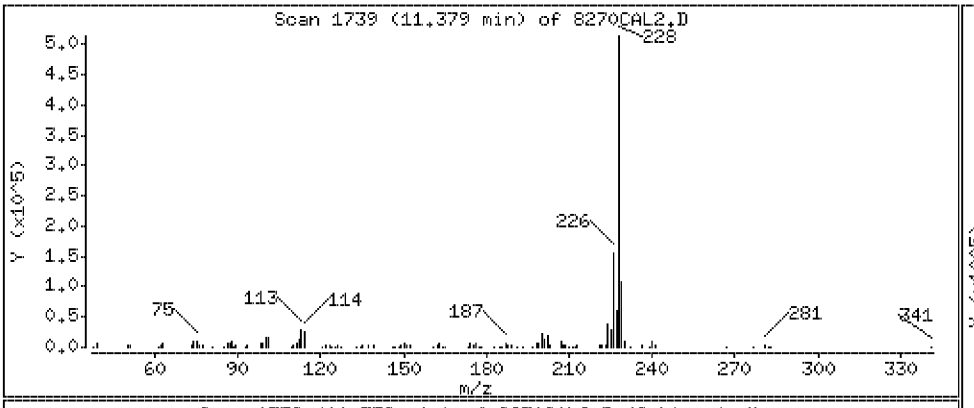

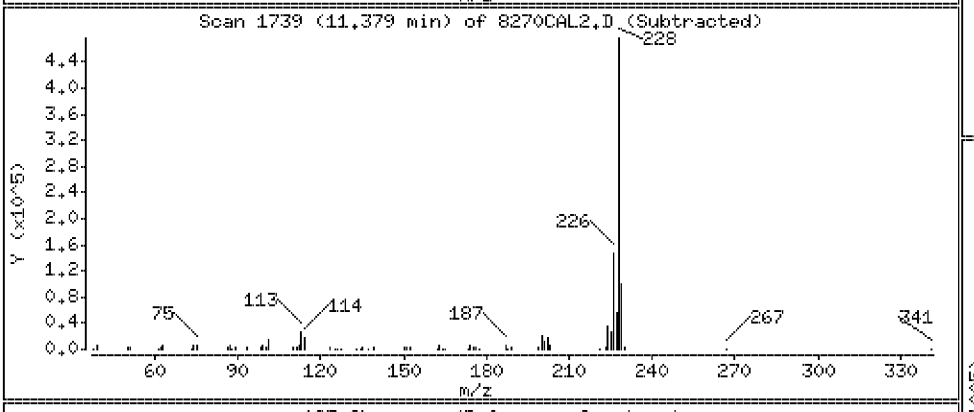

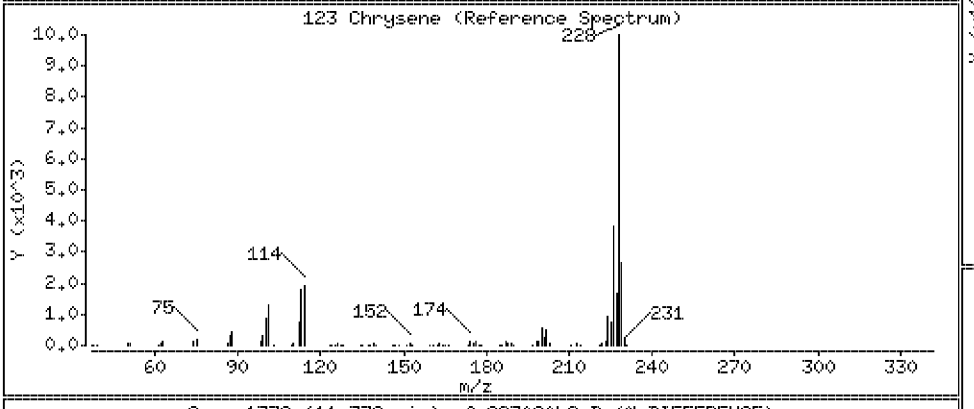

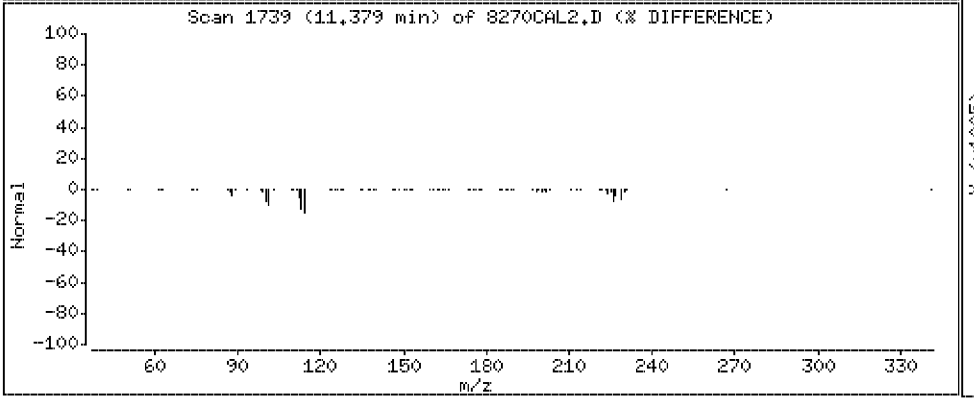

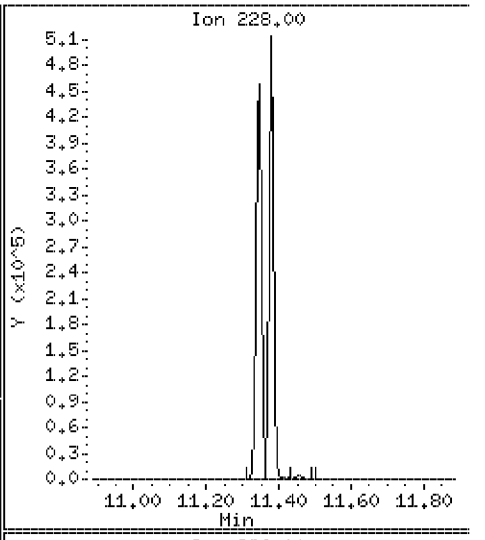

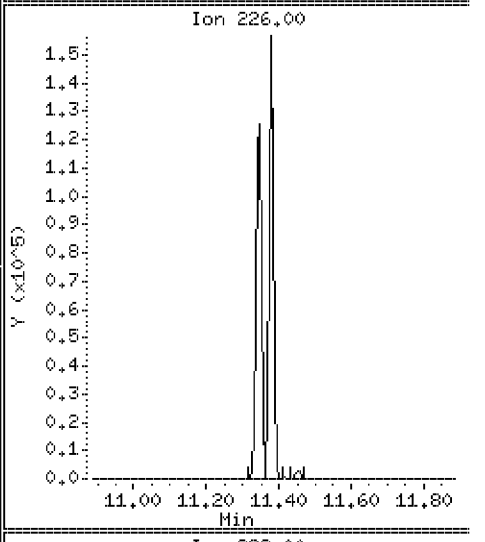

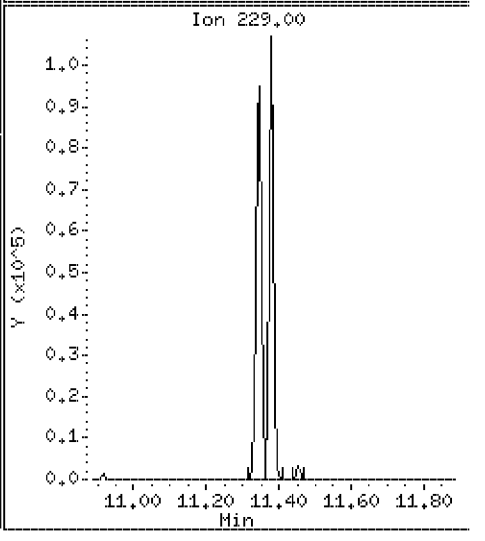

Data File: \\Svecd04\DD\chem\smsd03.i\S3042312.b\8270CAL2.D

Date : 23-APR-2012 12:21

Client ID: 8270CAL2 Instrument: smsd03.i

Sample Info: 45926

Purge Volume: 1000.0 Operator: PEL

Column phase: HPMS-5 Column diameter: 0.25

124 Bis-2-Ethylhexylphthalate Concentration: 9.6 ug/l

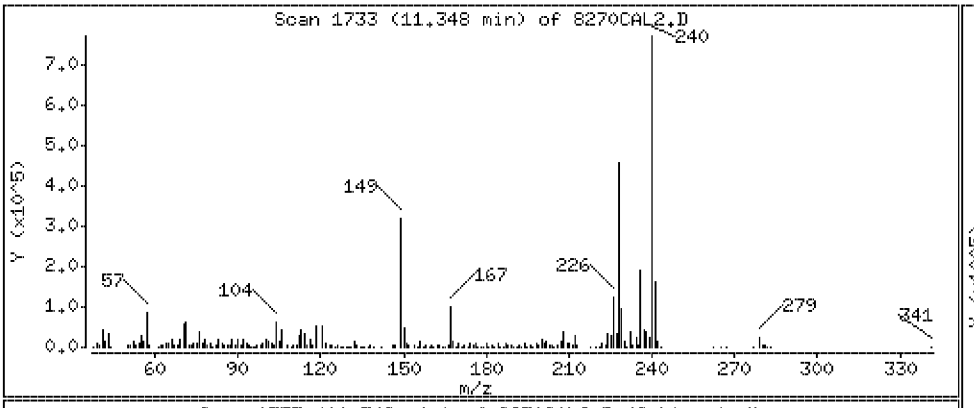

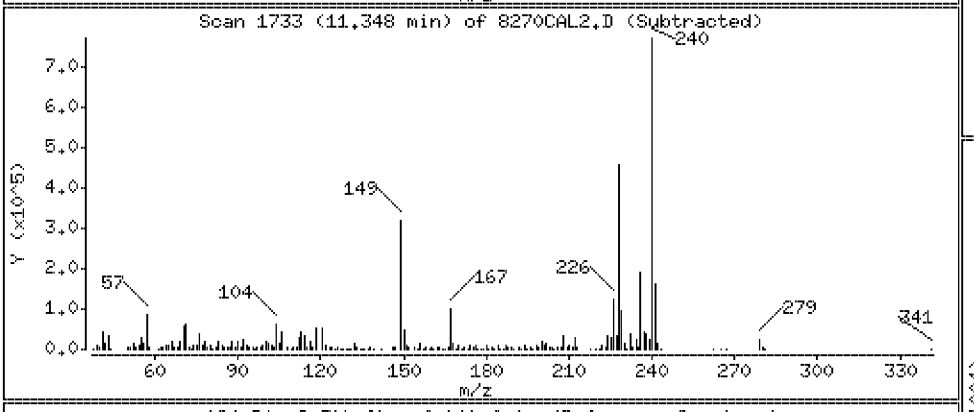

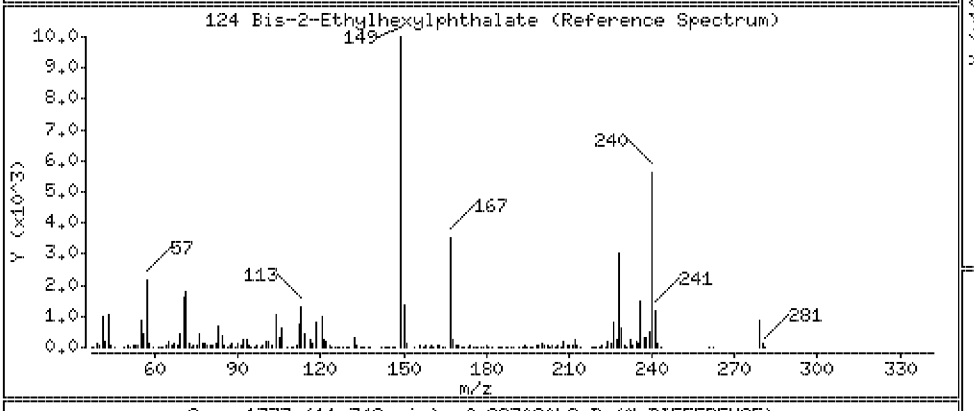

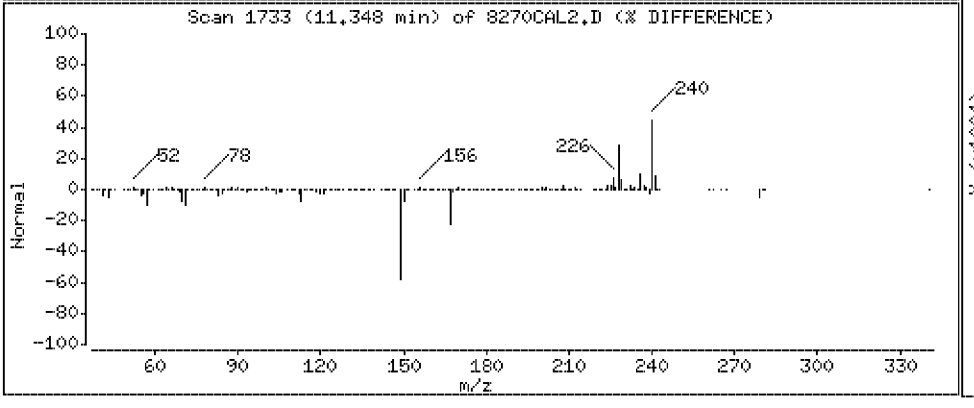

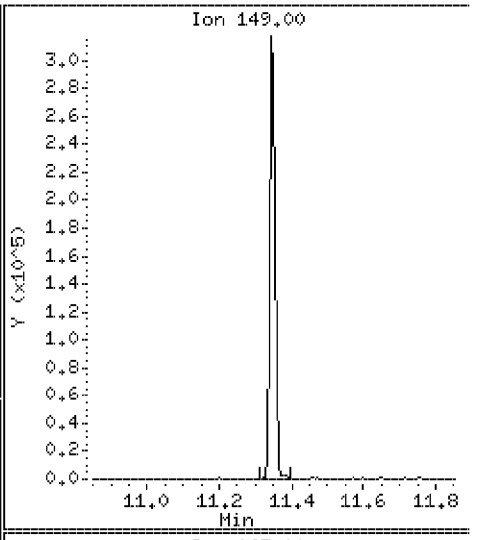

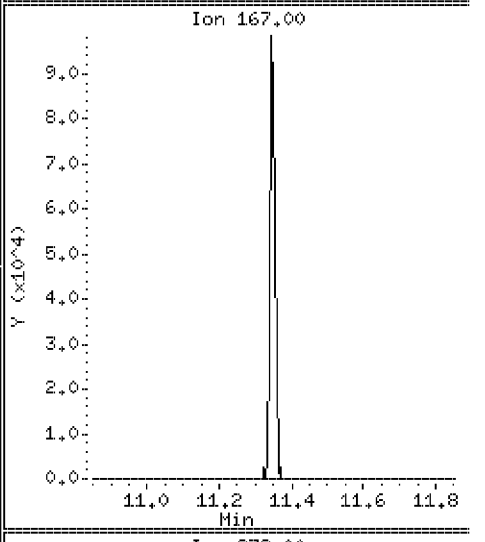

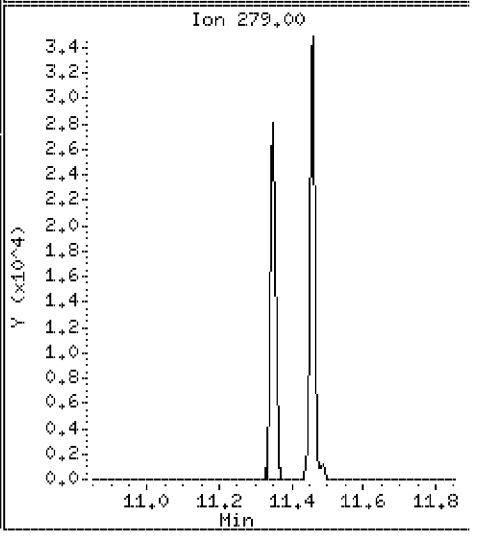

Data File: \\Svecd04\DD\chem\smsd03.i\S3042312.b\8270CAL2.D

Date : 23-APR-2012 12:21

Client ID: 8270CAL2

Instrument: smsd03.i

Sample Info: 45926

Purge Volume: 1000.0

Operator: PEL

Column phase: HPMS-5

Column diameter: 0.25

125 Di-n-octylphthalate

Concentration: 9.5 ug/l

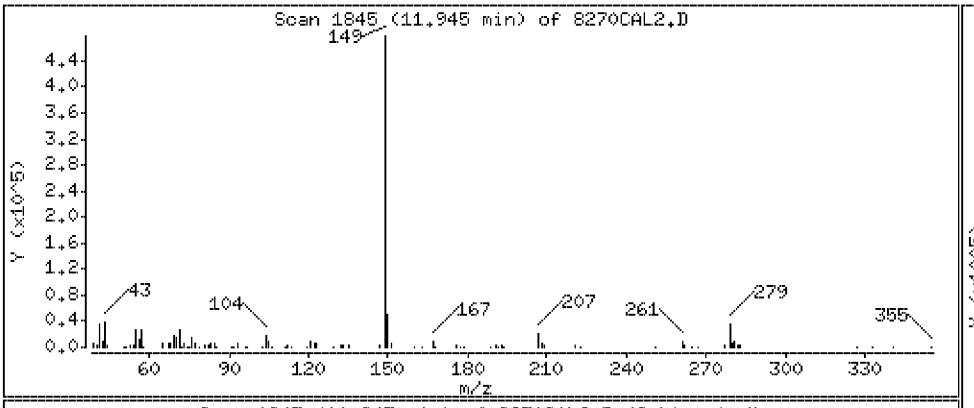

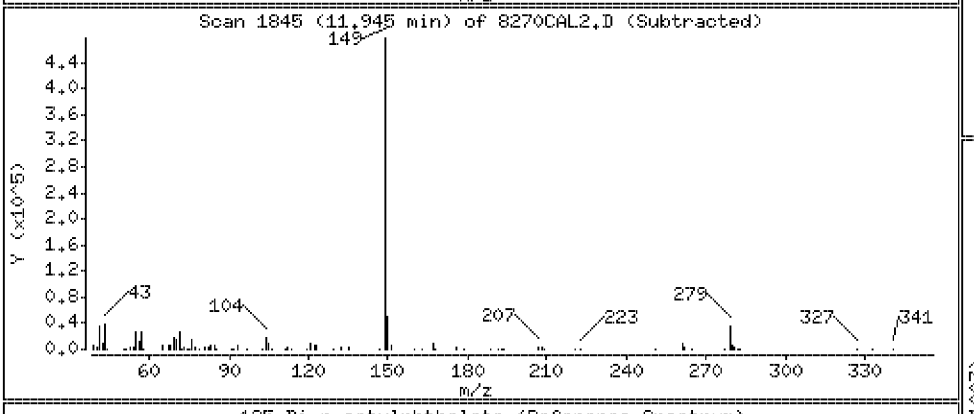

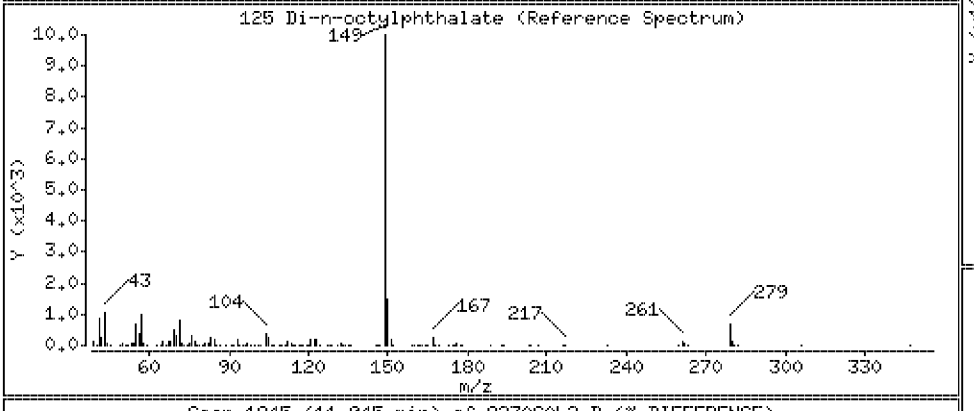

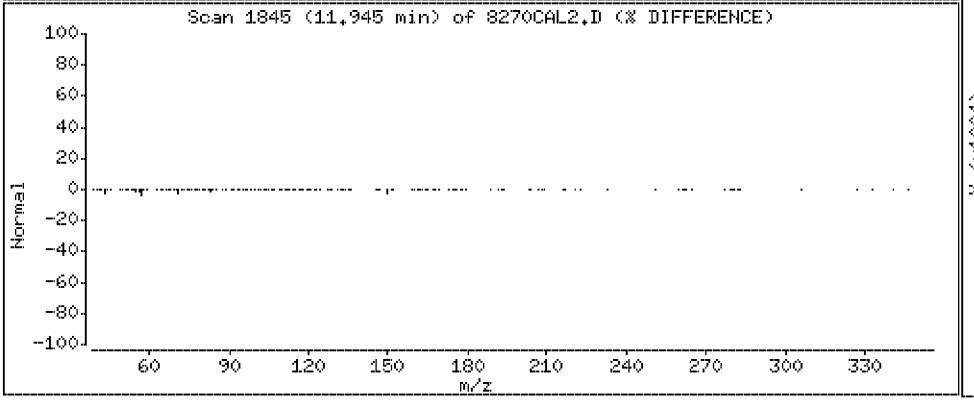

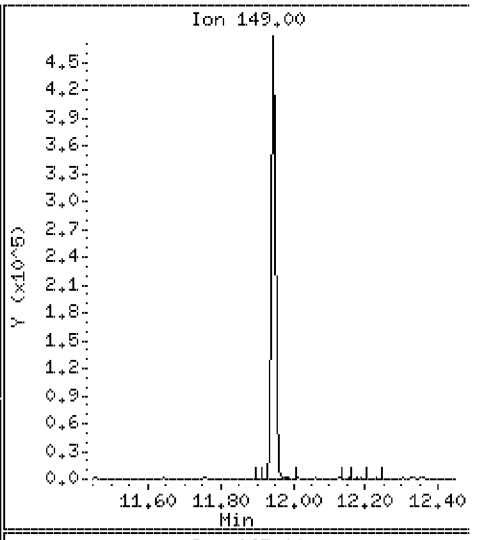

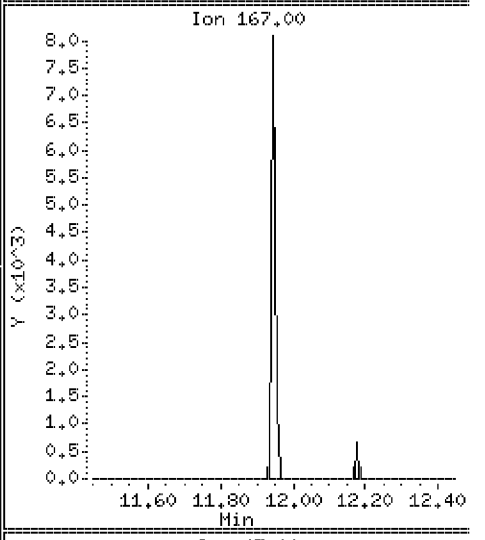

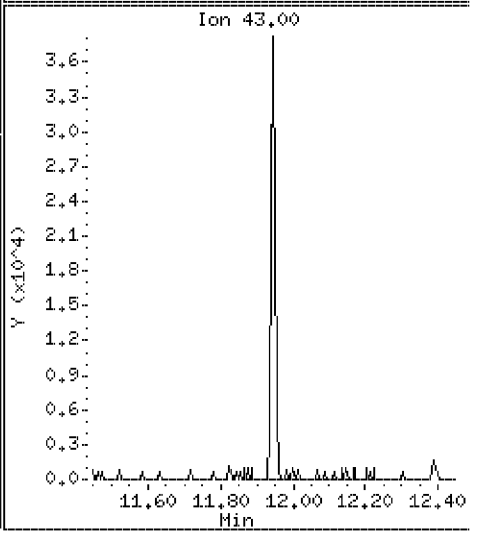

Data File: \\Svecd04\DD\chem\smsd03.i\S3042312.b\8270CAL2.D

Date : 23-APR-2012 12:21

Client ID: 8270CAL2

Instrument: smsd03.i

Sample Info: 45926

Purge Volume: 1000.0

Operator: PEL

Column phase: HPMS-5

Column diameter: 0.25

127 Benzo[b]fluoranthene

Concentration: 10.2 ug/l

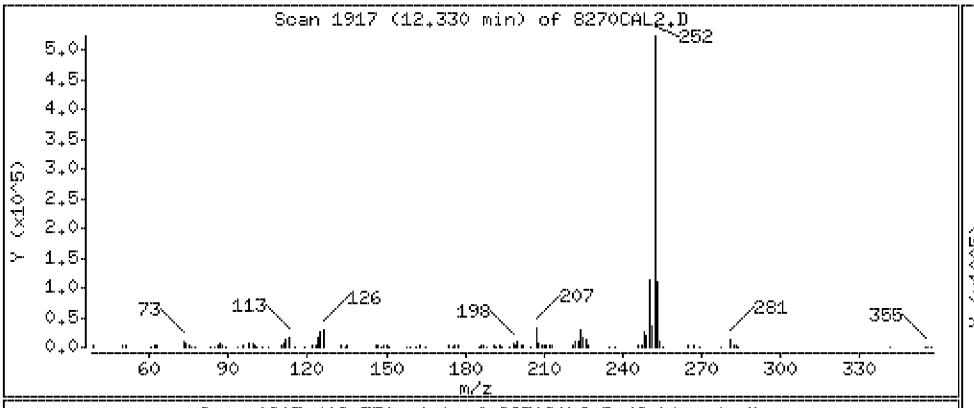

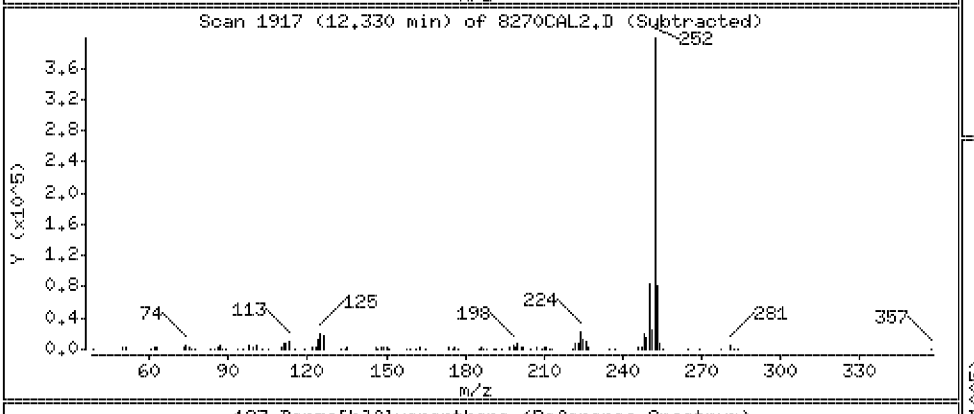

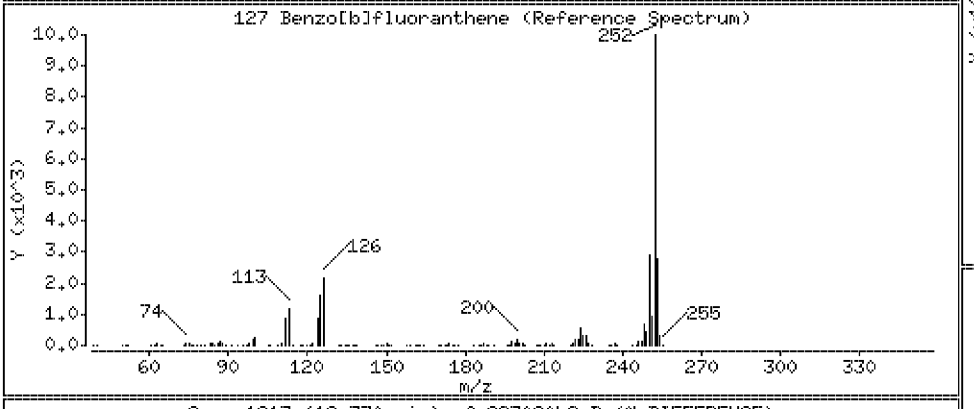

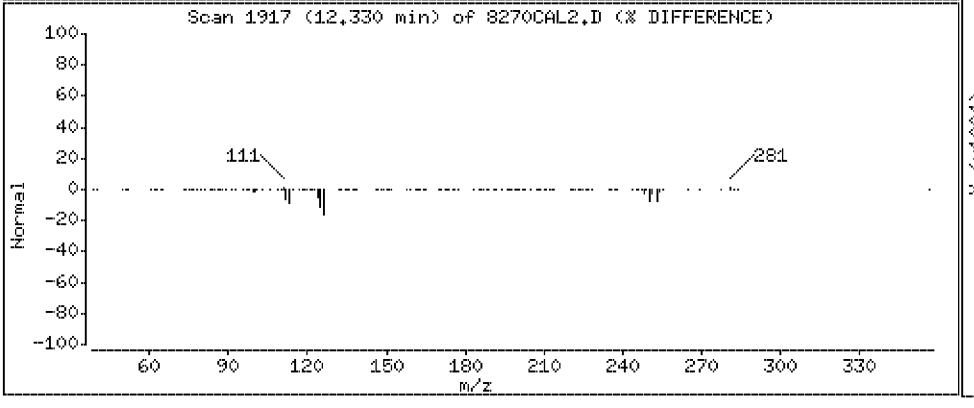

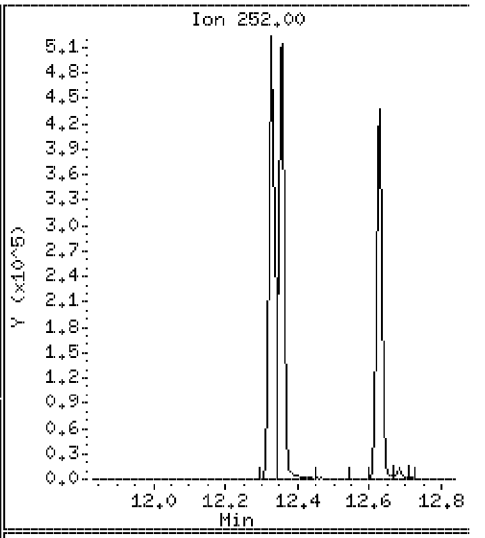

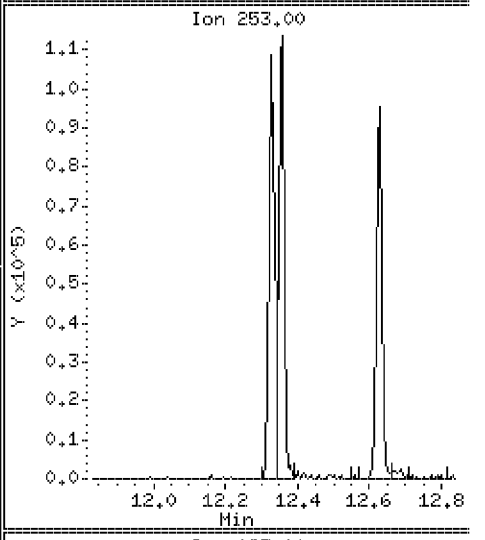

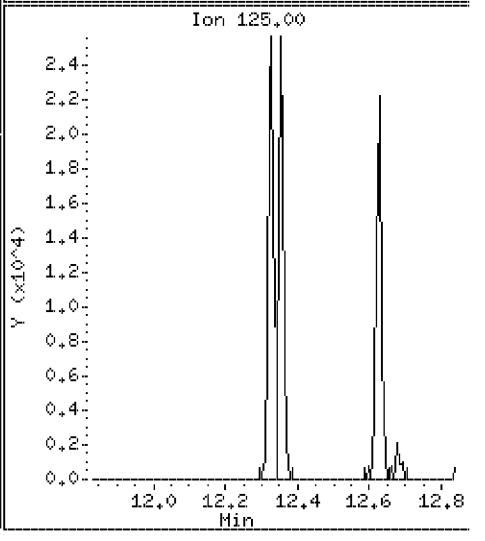

Data File: \\Svecd04\DD\chem\smsd03.i\S3042312.b\8270CAL2.D

Date : 23-APR-2012 12:21

Client ID: 8270CAL2

Instrument: smsd03.i

Sample Info: 45926

Purge Volume: 1000.0

Operator: PEL

Column phase: HPMS-5

Column diameter: 0.25

128 Benzo[k]fluoranthene

Concentration: 10 ug/l

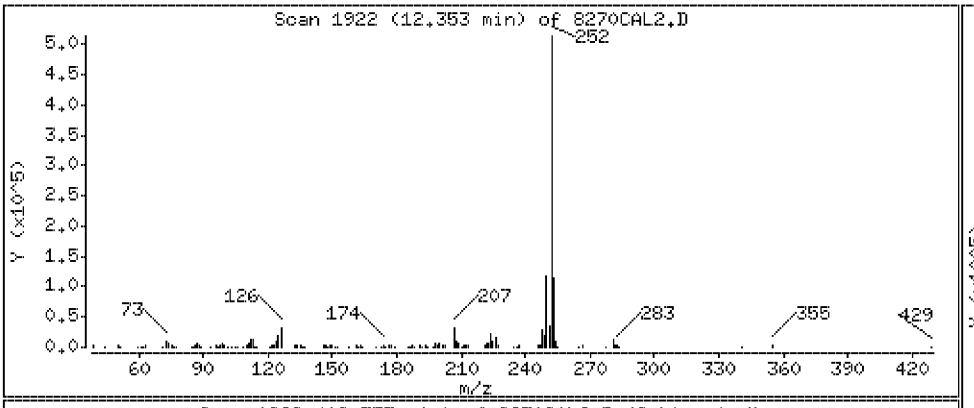

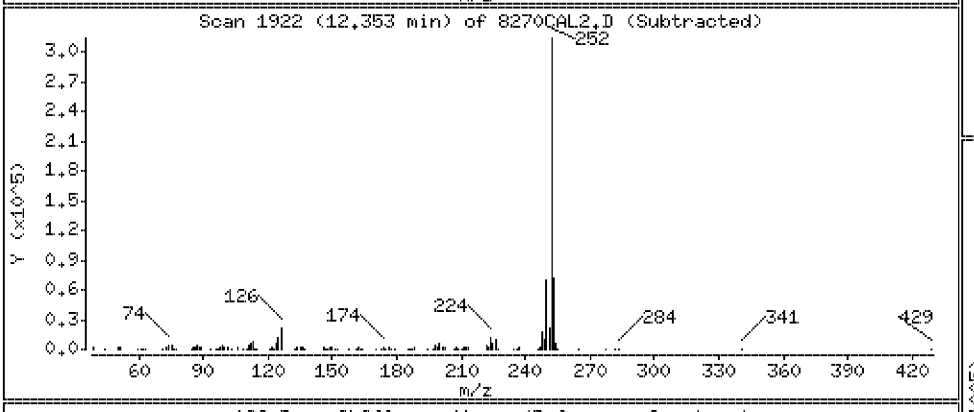

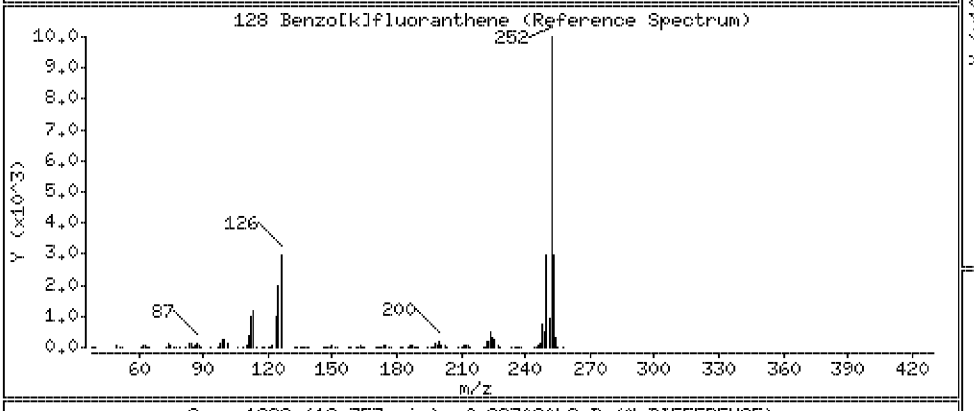

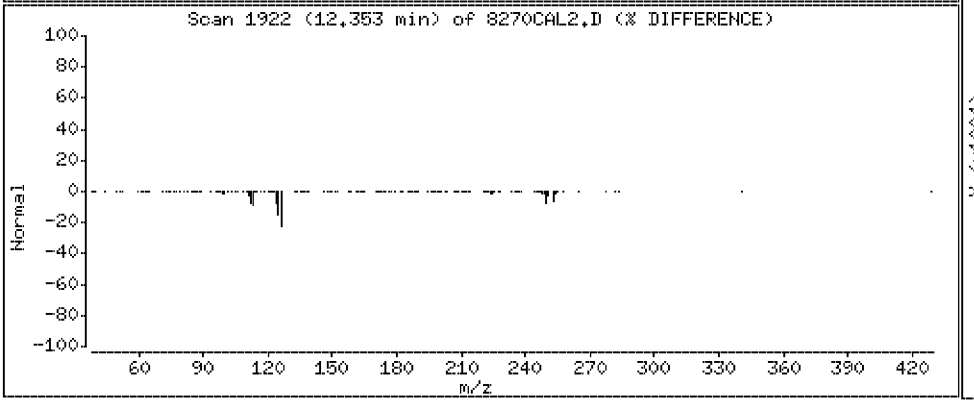

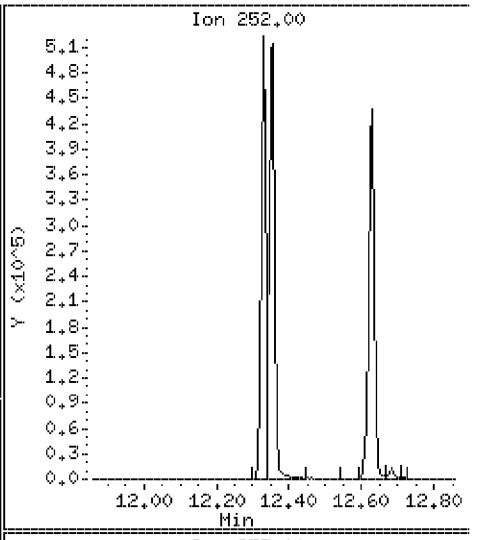

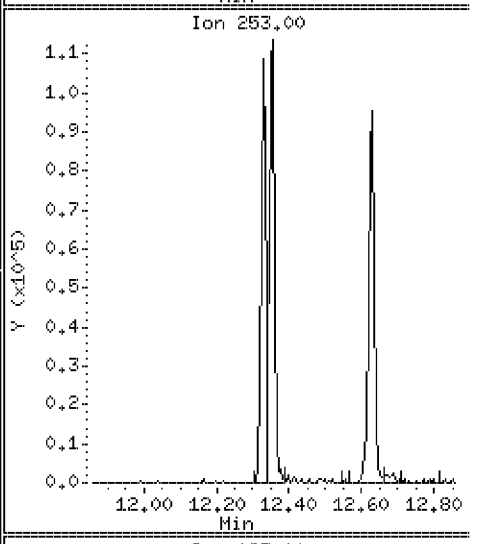

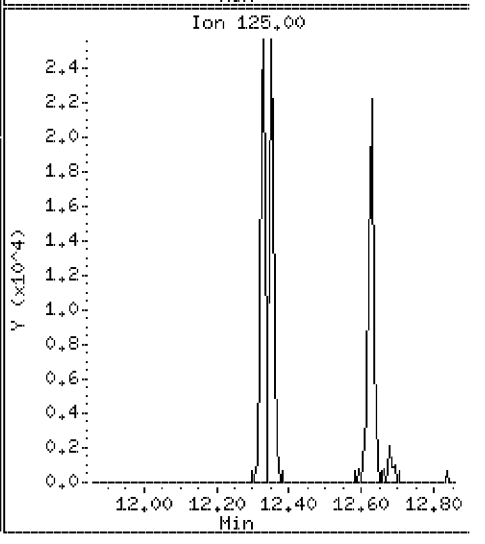

Data File: \\Svecd04\DD\chem\smsd03.i\S3042312.b\8270CAL2.D

Date : 23-APR-2012 12:21

Client ID: 8270CAL2 Instrument: smsd03.i

Sample Info: 45926

Purge Volume: 1000.0 Operator: PEL

Column phase: HPMS-5 Column diameter: 0.25

129 Benzo[a]pyrene Concentration: 10.1 ug/l

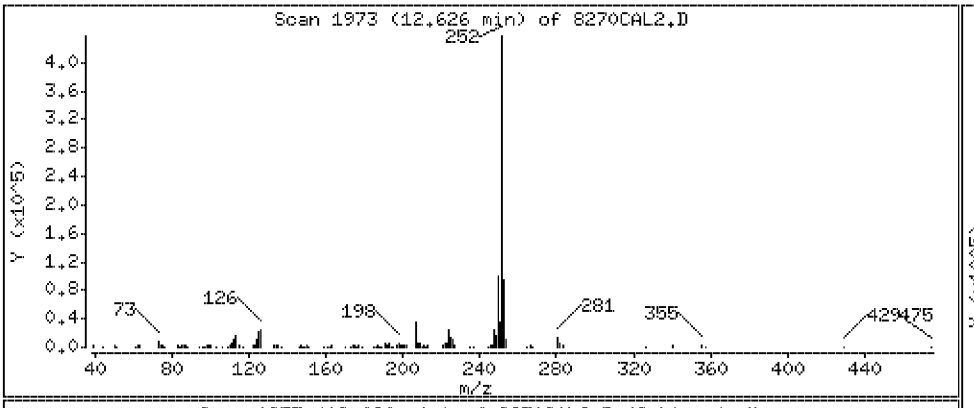

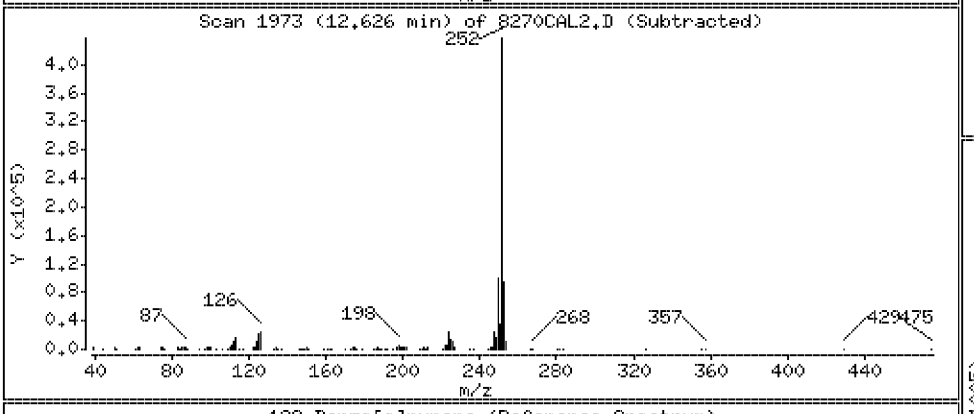

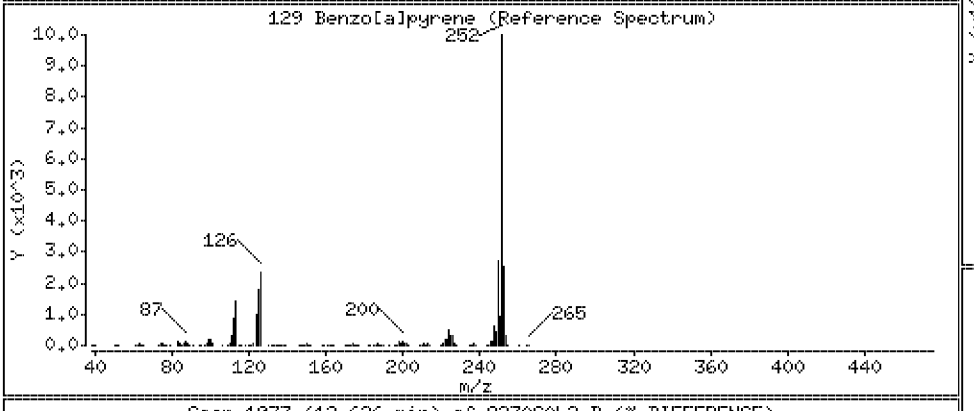

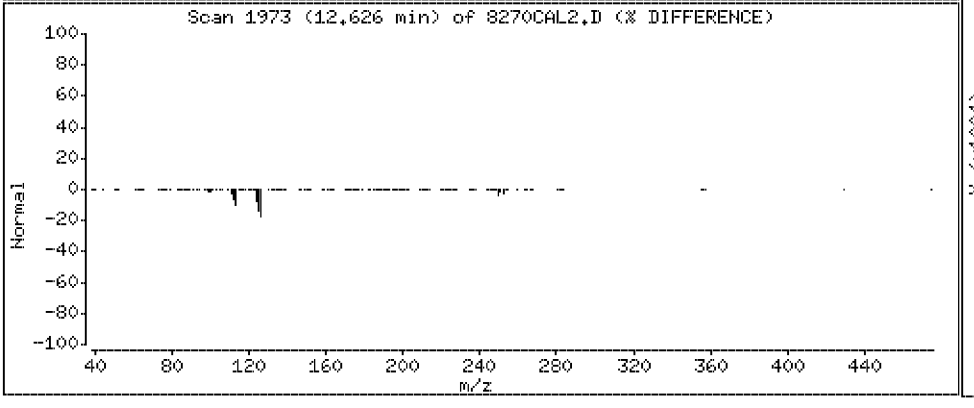

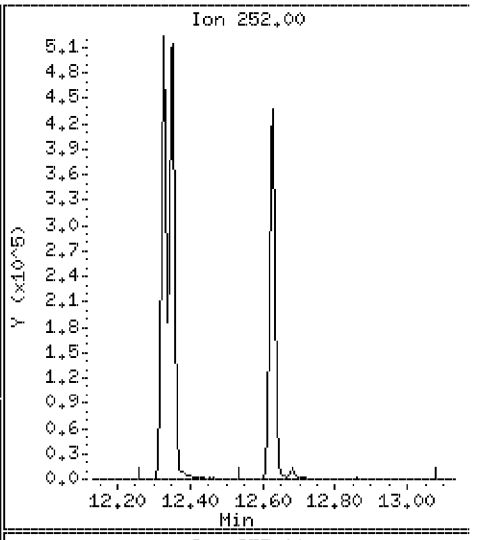

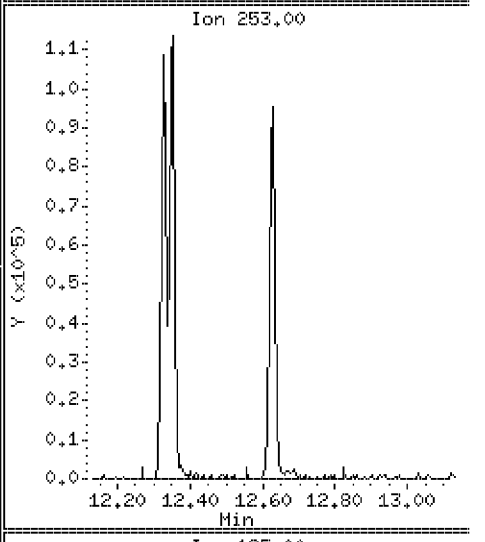

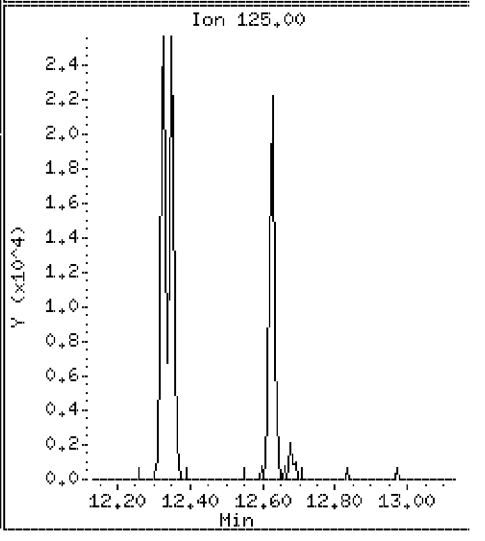

Data File: \\Svecd04\DD\chem\smsd03.i\S3042312.b\8270CAL2.D

Date : 23-APR-2012 12:21

Client ID: 8270CAL2

Instrument: smsd03.i

Sample Info: 45926

Purge Volume: 1000.0

Operator: PEL

Column phase: HPMS-5

Column diameter: 0.25

133 Indeno[1,2,3-cd]pyrene

Concentration: 9.7 ug/l

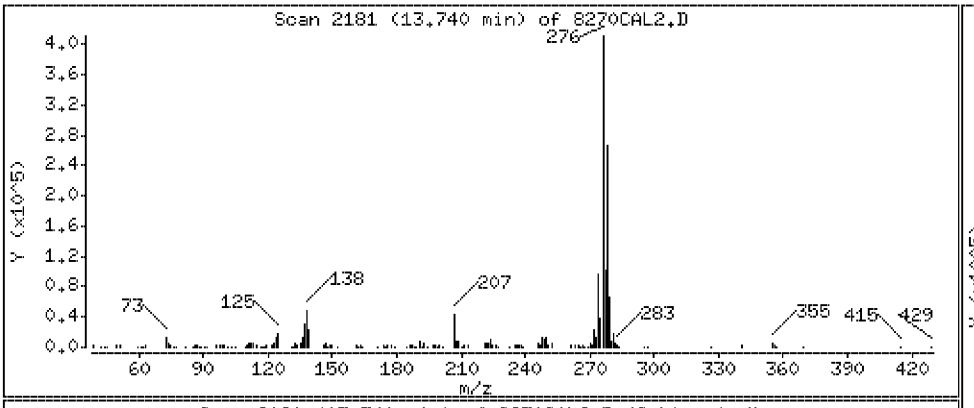

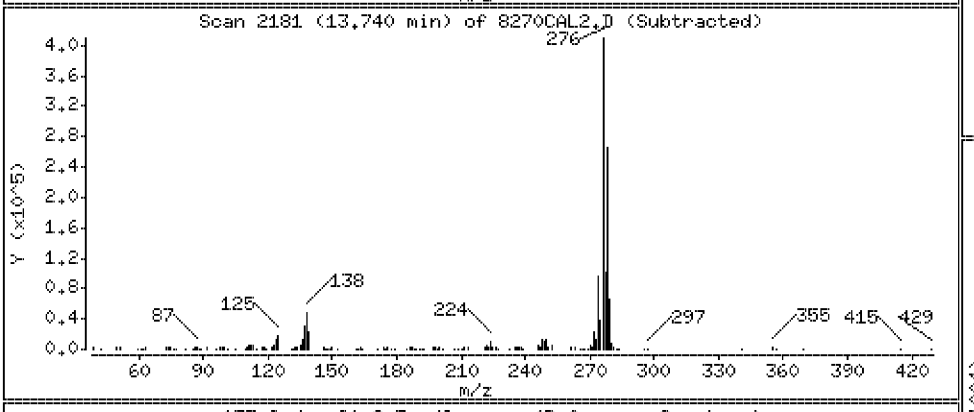

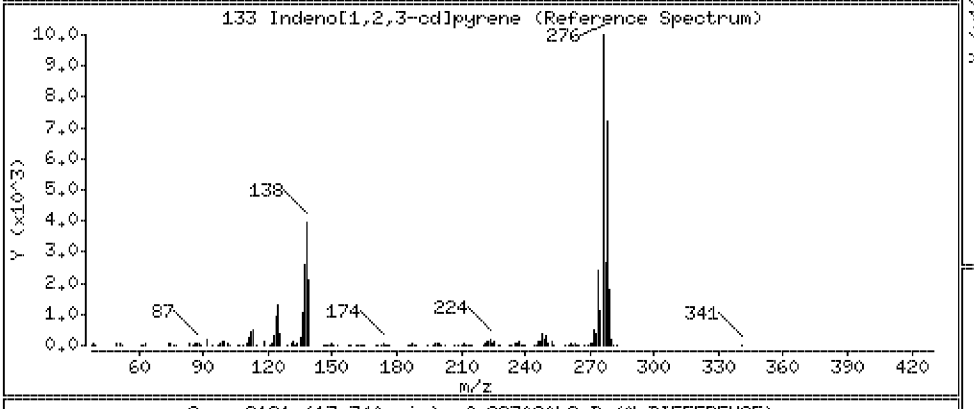

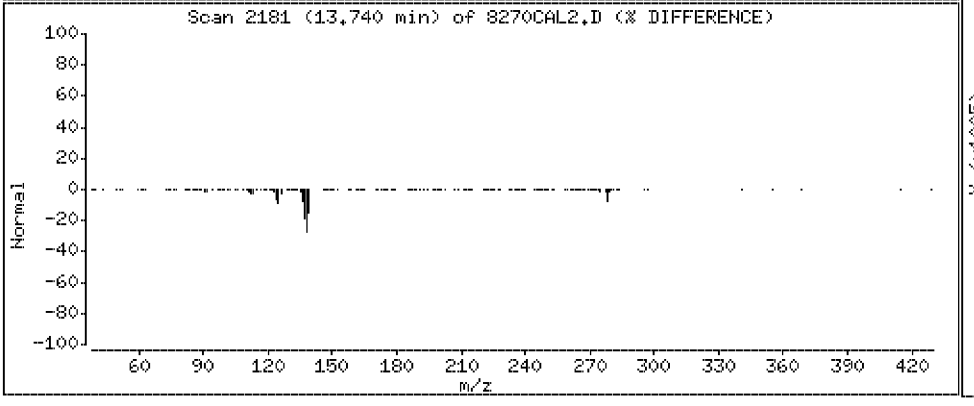

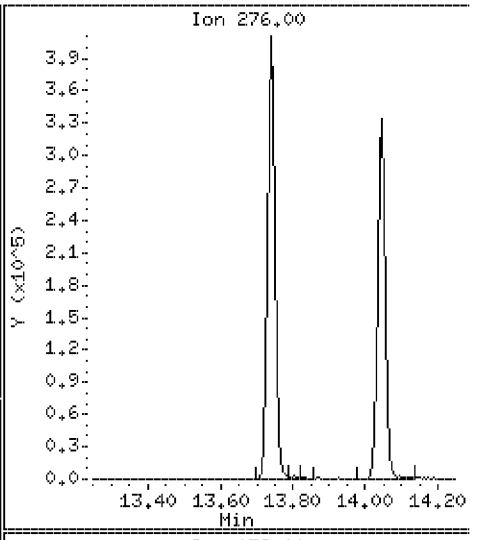

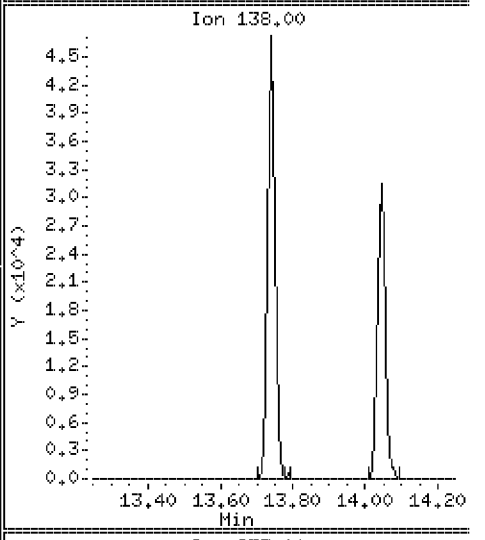

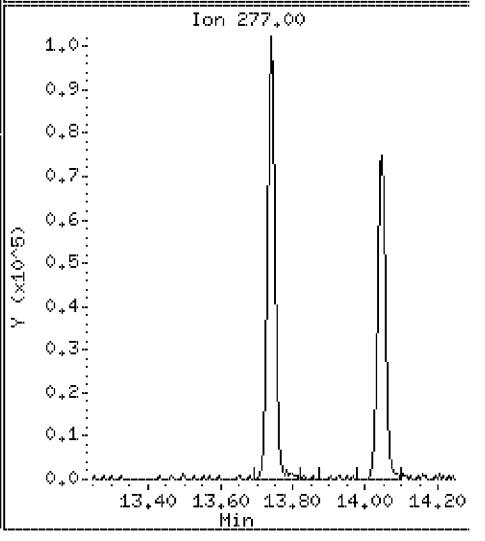

Data File: \\Svecd04\DD\chem\smsd03.i\S3042312.b\8270CAL2.D

Date : 23-APR-2012 12:21

Client ID: 8270CAL2 Instrument: smsd03.i

Sample Info: 45926

Purge Volume: 1000.0 Operator: PEL

Column phase: HPMS-5 Column diameter: 0.25

134 Dibenz[a,h]anthracene Concentration: 9.6 ug/l

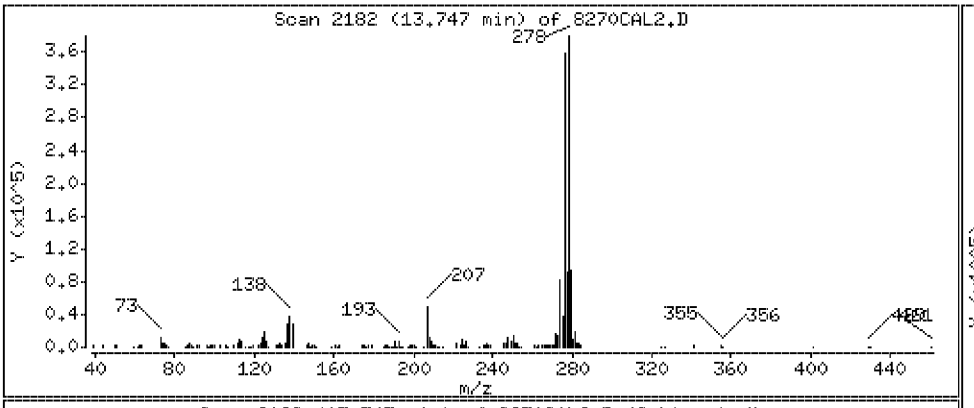

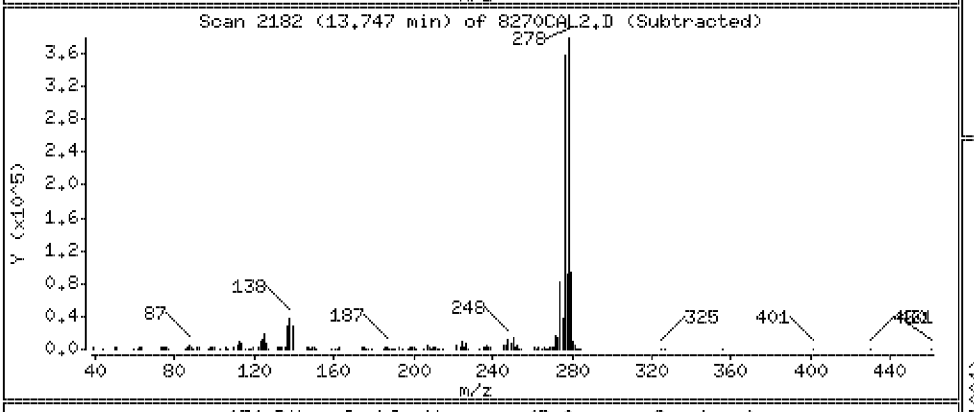

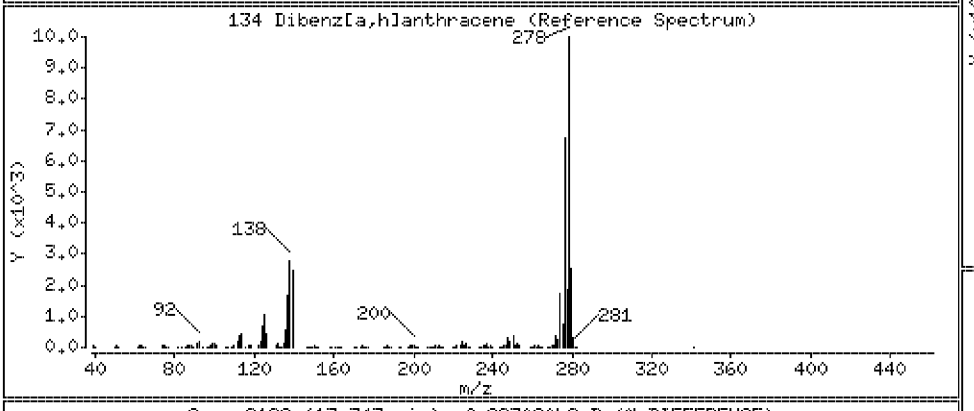

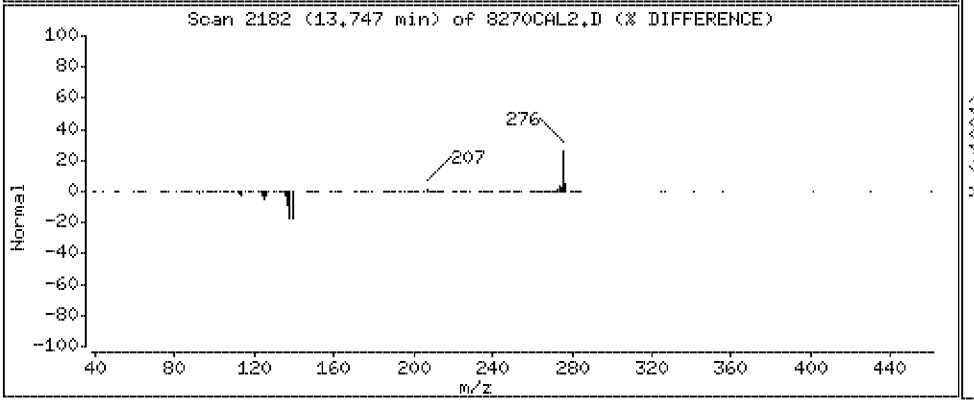

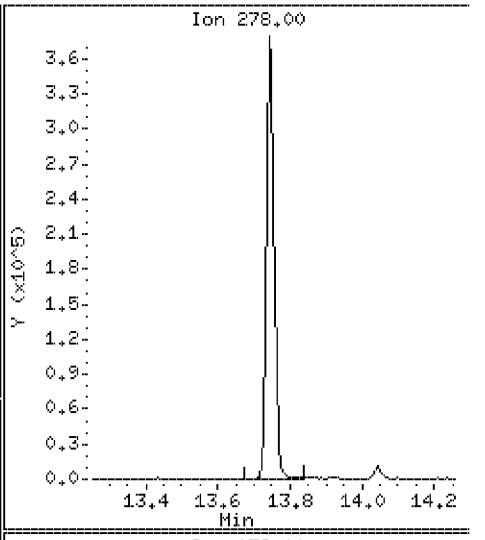

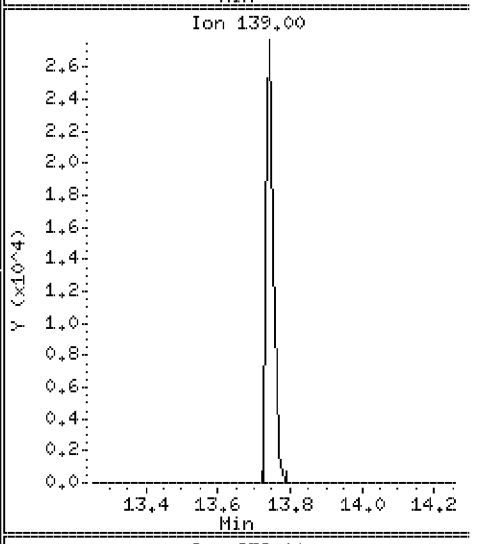

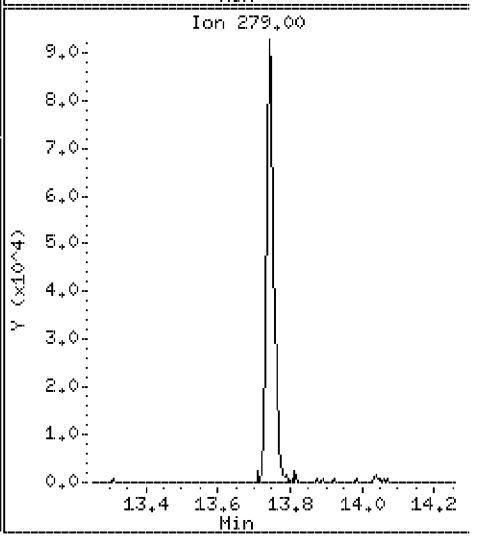

Data File: \\Svecd04\DD\chem\smsd03.i\S3042312.b\8270CAL2.D

Date : 23-APR-2012 12:21

Client ID: 8270CAL2

Instrument: smsd03.i

Sample Info: 45926

Purge Volume: 1000.0

Operator: PEL

Column phase: HPMS-5

Column diameter: 0.25

135 Benzo[g,h,i]perylene

Concentration: 10.5 ug/l

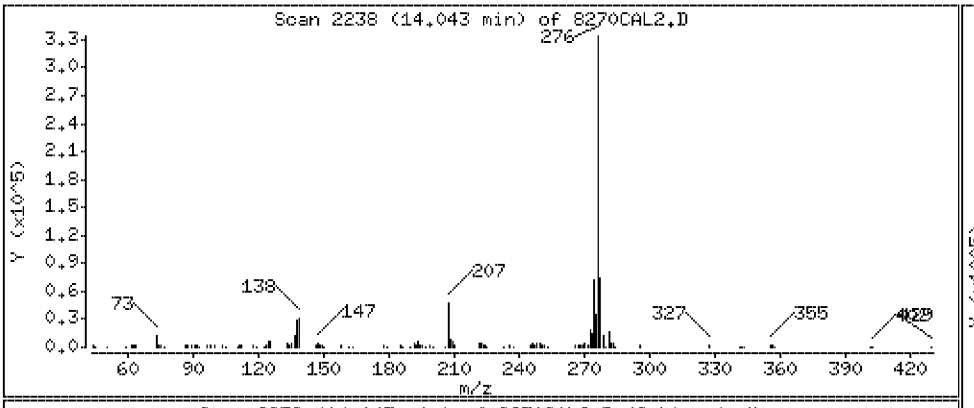

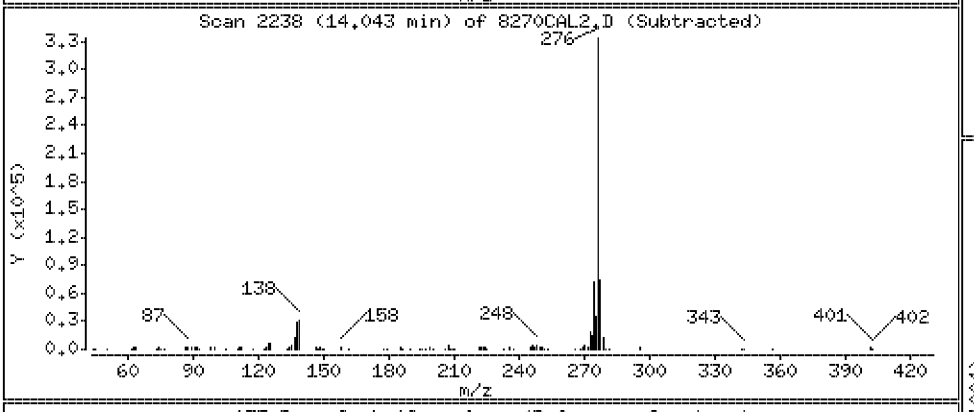

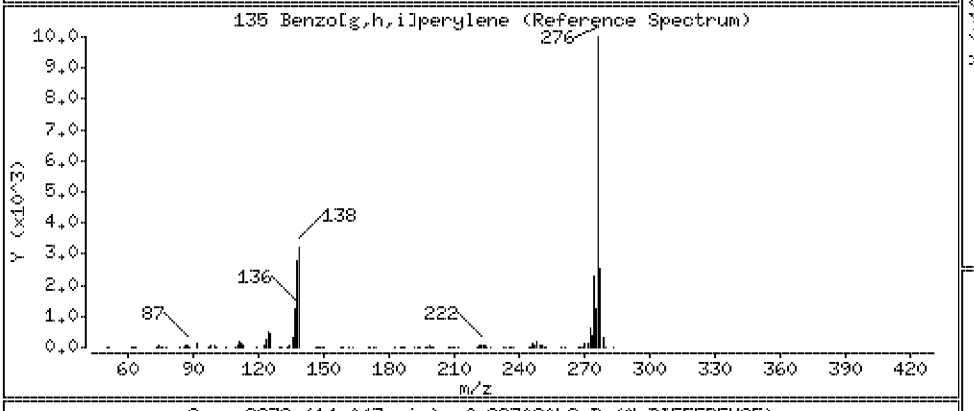

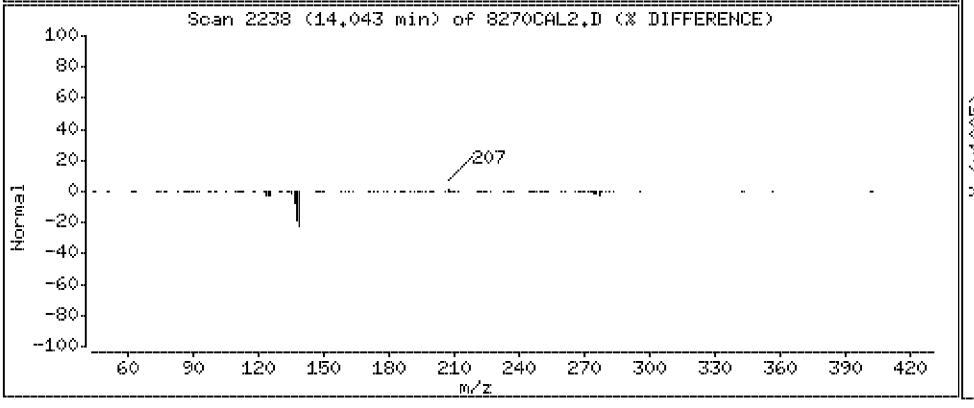

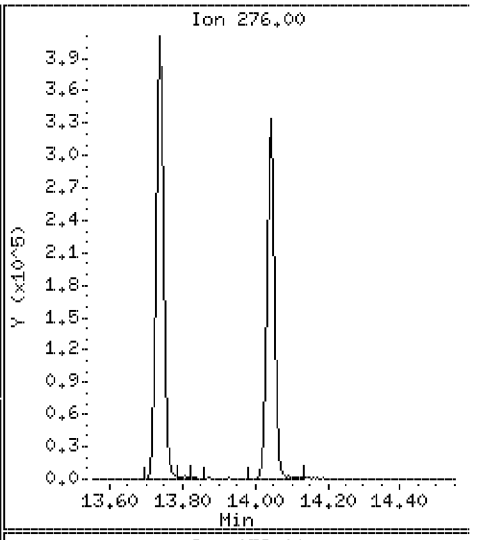

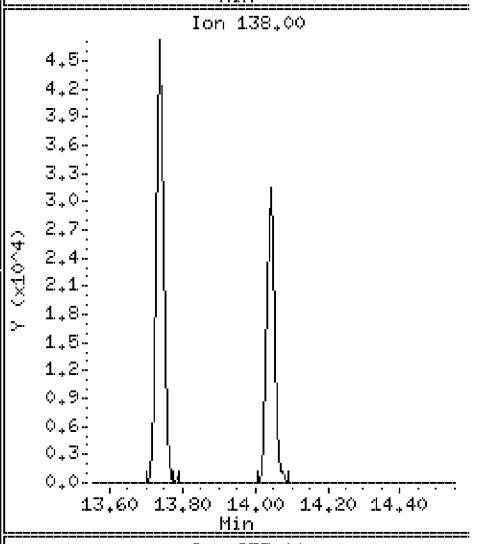

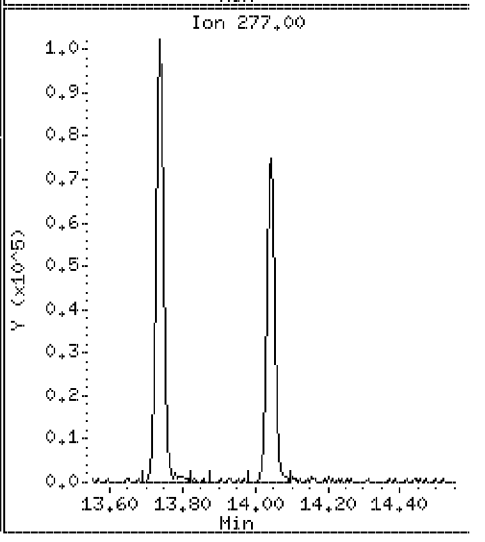

PEL Laboratories, Inc.

Data file : \\Svecd04\DD\chem\smsd03.i\S3042312.b\8270CAL1.D
Lab Smp Id: 45927 Client Smp ID: 8270CAL1
Inj Date : 23-APR-2012 12:45 MS Autotune Date: 12-SEP-2011 18:58
Operator : PEL Inst ID: smsd03.i
Smp Info : 45927
Misc Info :
Comment :
Method : \\Svecd04\DD\chem\smsd03.i\S3042312.b\8270bcs.m
Meth Date : 25-Apr-2012 09:57 mjacobs Quant Type: ISTD
Cal Date : 23-APR-2012 12:21 Cal File: 8270CAL2.D
Als bottle: 7 Calibration Sample, Level: 1
Dil Factor: 1.00000
Integrator: HP Genie Compound Sublist: 8270caln.sub
Target Version: 4.14 Sample Matrix: WATER

Concentration Formula: Amt * DF * (1/(Vo/1000))*Vf * CpndVariable

Name	Value	Description
DF	1.000	Dilution Factor
Vo	1000.000	Volume of sample extracted (mL)
Vf	1.000	Final Volume
Cpnd Variable		Local Compound Variable

RT	EXP RT	REL RT	MASS	RESPONSE	AMOUNTS CAL-AMT (ug/ml)	AMOUNTS ON-COL (ug/ml)	TARGET RANGE	RATIO
2 Pyridine						CAS #: 110-86-1		
2.409	2.381	(0.542)	79	46601	4.00000	3.8	80.00- 120.00	100.00(M)
2.409	2.381	(0.542)	52	14527			7.01- 67.01	31.17
M 16 Cresols (Total)						CAS #: 1319-77-3		
				75383	8.00000			(a)
1 N-Nitrosodimethylamine						CAS #: 62-75-9		
2.344	2.338	(0.527)	42	22389	4.00000	4.0	80.00- 120.00	100.00
2.345	2.338	(0.527)	74	30442			112.35- 172.35	135.97
2.344	2.338	(0.527)	44	1714			0.00- 34.21	7.66
$ 6 2-Fluorophenol (SURR)						CAS #: 367-12-4		
3.387	3.383	(0.762)	112	72303	8.00000	7.7	80.00- 120.00	100.00
3.387	3.383	(0.762)	64	44600			33.15- 93.15	61.68
$ 11 Phenol-d5 (SURR)						CAS #: 4165-62-2		
4.140	4.139	(0.931)	99	95391	8.00000	7.6	80.00- 120.00	100.00
4.140	4.139	(0.931)	42	16997			0.00- 48.89	17.82
4.141	4.139	(0.931)	71	51489			23.76- 83.76	53.98
13 Phenol						CAS #: 108-95-2		
4.152	4.151	(0.934)	94	53142	4.00000	3.7	80.00- 120.00	100.00

RT	EXP RT	REL RT	MASS	RESPONSE	AMOUNTS CAL-AMT (ug/ml)	AMOUNTS ON-COL (ug/ml)	TARGET RANGE	RATIO
13 Phenol (continued)								
4.156	4.151	(0.935)	65	32071			31.39- 91.39	60.35
4.160	4.151	(0.936)	66	60721			81.48- 141.48	114.26
10 Aniline						CAS #: 62-53-3		
4.165	4.166	(0.937)	93	56624	4.00000	3.7	80.00- 120.00	100.00
4.156	4.166	(0.935)	65	32071			26.91- 86.91	56.64
4.160	4.166	(0.936)	66	60723			73.34- 133.34	107.24
14 Bis(2-Chloroethyl)ether						CAS #: 111-44-4		
4.205	4.210	(0.946)	93	34502	4.00000	3.8	80.00- 120.00	100.00
4.205	4.210	(0.946)	63	25541			42.30- 102.30	74.03
4.206	4.210	(0.946)	95	11485			1.53- 61.53	33.29
15 2-Chlorophenol						CAS #: 95-57-8		
4.277	4.278	(0.962)	128	36476	4.00000	3.9	80.00- 120.00	100.00
4.277	4.278	(0.962)	64	19996			20.72- 80.72	54.82
4.278	4.278	(0.962)	130	11682			2.39- 62.39	32.03
17 1,3-Dichlorobenzene						CAS #: 541-73-1		
4.400	4.401	(0.990)	146	45582	4.00000	3.9	80.00- 120.00	100.00
4.401	4.401	(0.990)	148	29481			36.16- 96.16	64.68
4.399	4.401	(0.989)	111	21034			16.14- 76.14	46.15
* 18 1,4-Dichlorobenzene-d4						CAS #: 3855-82-1		
4.447	4.448	(1.000)	152	325883	40.0000		80.00- 120.00	100.00
4.446	4.448	(1.000)	115	199974			32.20- 92.20	61.36
4.447	4.448	(1.000)	150	494303			139.77- 199.77	151.68
19 1,4-Dichlorobenzene						CAS #: 106-46-7		
4.461	4.462	(1.003)	146	48367	4.00000	4.0	80.00- 120.00	100.00
4.462	4.462	(1.003)	148	31025			38.09- 98.09	64.14
4.461	4.462	(1.003)	111	26319			14.50- 74.50	54.42
21 Benzyl alcohol						CAS #: 100-51-6		
4.562	4.567	(1.026)	108	24066	4.00000	3.7	80.00- 120.00	100.00
4.563	4.567	(1.026)	79	40098			152.29- 212.29	166.62
4.563	4.567	(1.026)	77	30707			97.26- 157.26	127.59
20 1,2-Dichlorobenzene						CAS #: 95-50-1		
4.599	4.599	(1.034)	146	42503	4.00000	3.8	80.00- 120.00	100.00
4.599	4.599	(1.034)	148	29123			38.32- 98.32	68.52
4.599	4.599	(1.034)	111	21891			18.14- 78.14	51.50
22 2-Methylphenol						CAS #: 95-48-7		
4.671	4.671	(1.051)	107	31009	4.00000	3.6	80.00- 120.00	100.00
4.671	4.671	(1.050)	108	35199			82.43- 142.43	113.51
4.670	4.671	(1.050)	79	28688			55.43- 115.43	92.52
23 2,2'-oxybis(1-chloropropane)						CAS #: 108-60-1		
4.674	4.675	(1.051)	45	25426	4.00000	4.0	80.00- 120.00	100.00
4.672	4.675	(1.051)	77	31952			102.98- 162.98	125.67
4.675	4.675	(1.051)	121	12512			24.22- 84.22	49.21

RT	EXP RT	REL RT	MASS	RESPONSE	AMOUNTS CAL-AMT (ug/ml)	AMOUNTS ON-COL (ug/ml)	TARGET RANGE	RATIO
28 4-Methylphenol						CAS #: 106-44-5		
4.806	4.808	(1.081)	107	44374	4.00000	3.6	80.00- 120.00	100.00
4.806	4.808	(1.081)	108	35242			50.54- 110.54	79.42
4.805	4.808	(1.081)	79	15219			2.76- 62.76	34.30
26 N-Nitrosodinpropylamine						CAS #: 621-64-7		
4.794	4.798	(1.078)	70	36273	4.00000	3.8	80.00- 120.00	100.00
4.794	4.798	(1.078)	42	13952			6.87- 66.87	38.46
4.793	4.798	(1.078)	130	6145			0.00- 49.23	16.94
30 Hexachloroethane						CAS #: 67-72-1		
4.900	4.902	(1.102)	117	18984	4.00000	3.9	80.00- 120.00	100.00
4.902	4.902	(1.102)	201	22353			90.07- 150.07	117.75
4.902	4.902	(1.102)	199	14559			43.69- 103.69	76.69
$ 31 Nitrobenzene-d5 (SURR)						CAS #: 4165-60-0		
4.941	4.944	(0.881)	82	55226	4.00000	3.9	80.00- 120.00	100.00
4.941	4.944	(0.881)	128	17865			2.76- 62.76	32.35
4.939	4.944	(0.881)	54	20684			7.08- 67.08	37.45
32 Nitrobenzene						CAS #: 98-95-3		
4.958	4.962	(0.884)	77	55086	4.00000	4.0	80.00- 120.00	100.00
4.958	4.962	(0.884)	123	18003			4.18- 64.18	32.68
4.958	4.962	(0.884)	65	8821			0.00- 45.17	16.01
34 Isophorone						CAS #: 78-59-1		
5.172	5.176	(0.922)	82	63953	4.00000	4.2	80.00- 120.00	100.00
5.171	5.176	(0.922)	138	10145			0.00- 46.29	15.86
5.174	5.176	(0.923)	95	5563			0.00- 39.21	8.70
35 2-Nitrophenol						CAS #: 88-75-5		
5.252	5.253	(0.937)	139	18758	4.00000	3.6	80.00- 120.00	100.00
5.251	5.253	(0.936)	65	14999			43.34- 103.34	79.96
5.251	5.253	(0.936)	109	9682			20.91- 80.91	51.62
36 2,4-Dimethylphenol						CAS #: 105-67-9		
5.291	5.294	(0.944)	122	31724	4.00000	4.0	80.00- 120.00	100.00
5.291	5.294	(0.943)	107	45897			111.45- 171.45	144.68
5.291	5.294	(0.944)	121	16923			28.89- 88.89	53.34
38 Bis(2-Chloroethoxy)methane						CAS #: 111-91-1		
5.366	5.369	(0.957)	93	44815	4.00000	3.9	80.00- 120.00	100.00
5.366	5.369	(0.957)	95	14804			3.06- 63.06	33.03
5.367	5.369	(0.957)	123	5036			0.00- 44.40	11.24
40 Benzoic Acid						CAS #: 65-85-0		
5.346	5.404	(0.953)	122	10121	4.00000	5.9	80.00- 120.00	100.00
5.347	5.404	(0.954)	105	12502			107.67- 167.67	123.53
5.346	5.404	(0.953)	77	14061			104.37- 164.37	138.93
41 2,4-Dichlorophenol						CAS #: 120-83-2		
5.489	5.490	(0.979)	162	33404	4.00000	3.6	80.00- 120.00	100.00
5.489	5.490	(0.979)	164	24380			36.50- 96.50	72.99

RT	EXP RT	REL RT	MASS	RESPONSE	AMOUNTS CAL-AMT (ug/ml)	AMOUNTS ON-COL (ug/ml)	TARGET RANGE	RATIO
41 2,4-Dichlorophenol (continued)								
5.487	5.490	(0.979)	98	12781			5.73- 65.73	38.26
42 1,2,4-Trichlorobenzene						CAS #: 120-82-1		
5.552	5.555	(0.990)	180	47356	4.00000	4.0	80.00- 120.00	100.00
5.552	5.555	(0.990)	182	44805			67.47- 127.47	94.61
5.552	5.555	(0.990)	145	13014			0.00- 58.13	27.48
* 43 Naphthalene-d8						CAS #: 1146-65-2		
5.608	5.610	(1.000)	136	1046976	40.0000		80.00- 120.00	100.00
5.607	5.610	(1.000)	68	60100			0.00- 35.51	5.74
44 Naphthalene						CAS #: 91-20-3		
5.627	5.630	(1.003)	128	111265	4.00000	4.1	80.00- 120.00	100.00
5.627	5.630	(1.003)	129	12339			0.00- 41.28	11.09
5.626	5.630	(1.003)	127	12699			0.00- 43.27	11.41
45 4-Chloroaniline						CAS #: 106-47-8		
5.679	5.681	(1.013)	127	45050	4.00000	4.0	80.00- 120.00	100.00
5.678	5.681	(1.013)	129	14751			2.39- 62.39	32.74
5.679	5.681	(1.013)	65	17824			11.54- 71.54	39.56
48 Hexachlorobutadiene						CAS #: 87-68-3		
5.744	5.746	(1.024)	225	34556	4.00000	3.9	80.00- 120.00	100.00
5.744	5.746	(1.024)	223	21647			32.02- 92.02	62.64
5.744	5.746	(1.024)	227	24995			34.54- 94.54	72.33
51 4-Chloro-3-methylphenol						CAS #: 59-50-7		
6.159	6.158	(1.098)	107	34576	4.00000	3.8	80.00- 120.00	100.00
6.160	6.158	(1.099)	144	7910			0.00- 55.95	22.88
6.161	6.158	(1.099)	142	26066			44.47- 104.47	75.39
53 2-Methylnaphthalene						CAS #: 91-57-6		
6.287	6.289	(1.121)	142	77897	4.00000	4.0	80.00- 120.00	100.00
6.287	6.289	(1.121)	141	67990			58.08- 118.08	87.28
54 1-Methylnaphthalene						CAS #: 90-12-0		
6.383	6.385	(1.138)	142	70243	4.00000	4.0	80.00- 120.00	100.00
6.383	6.385	(1.138)	141	62427			61.72- 121.72	88.87
55 Hexachlorocyclopentadiene						CAS #: 77-47-4		
6.443	6.445	(0.882)	237	40091	4.00000	3.4	80.00- 120.00	100.00
6.443	6.445	(0.882)	235	26032			33.37- 93.37	64.93
6.443	6.445	(0.882)	272	5690			0.00- 43.74	14.19
57 2,4,6-Trichlorophenol						CAS #: 88-06-2		
6.622	6.620	(0.907)	196	32585	4.00000	3.6	80.00- 120.00	100.00
6.623	6.620	(0.907)	198	32276			67.07- 127.07	99.05
6.622	6.620	(0.907)	200	9887			1.30- 61.30	30.34
58 2,4,5-Trichlorophenol						CAS #: 95-95-4		
6.569	6.570	(0.900)	196	29407	4.00000	3.5	80.00- 120.00	100.00
6.568	6.570	(0.899)	198	29475			69.46- 129.46	100.23

RT	EXP RT	REL RT	MASS	RESPONSE	AMOUNTS CAL-AMT (ug/ml)	AMOUNTS ON-COL (ug/ml)	TARGET RANGE	RATIO
58 2,4,5-Trichlorophenol (continued)								
6.568	6.570	(0.899)	97	19391			34.72- 94.72	65.94
$ 59 2-Fluorobiphenyl (SURR)						CAS #: 321-60-8		
6.641	6.644	(0.909)	172	110811	4.00000	3.9	80.00- 120.00	100.00
6.641	6.644	(0.909)	171	36324			5.03- 65.03	32.78
62 2-Chloronaphthalene						CAS #: 91-58-7		
6.759	6.763	(0.925)	162	80122	4.00000	3.7	80.00- 120.00	100.00
6.760	6.763	(0.926)	164	27674			4.20- 64.20	34.54
6.759	6.763	(0.925)	127	30739			7.85- 67.85	38.37
63 2-Nitroaniline						CAS #: 88-74-4		
6.864	6.869	(0.940)	65	26072	4.00000	3.5	80.00- 120.00	100.00
6.863	6.869	(0.940)	92	15286			30.25- 90.25	58.63
6.864	6.869	(0.940)	138	19033			52.43- 112.43	73.00
65 Dimethylphthalate						CAS #: 131-11-3		
7.034	7.040	(0.963)	163	96321	4.00000	3.9	80.00- 120.00	100.00
7.033	7.040	(0.963)	194	5585			0.00- 35.55	5.80
7.033	7.040	(0.963)	164	11104			0.00- 40.55	11.53
68 Acenaphthylene						CAS #: 208-96-8		
7.164	7.167	(0.981)	152	122926	4.00000	3.8	80.00- 120.00	100.00
7.164	7.167	(0.981)	151	24207			0.00- 50.50	19.69
7.164	7.167	(0.981)	153	16898			0.00- 43.76	13.75
67 2,6-Dinitrotoluene						CAS #: 606-20-2		
7.094	7.100	(0.971)	165	19613	4.00000	3.5	80.00- 120.00	100.00
7.094	7.100	(0.971)	89	14511			49.02- 109.02	73.99
7.094	7.100	(0.971)	63	16439			44.86- 104.86	83.82
69 3-Nitroaniline						CAS #: 99-09-2		
7.265	7.271	(0.995)	138	18741	4.00000	3.8	80.00- 120.00	100.00
7.264	7.271	(0.995)	108	1438			0.00- 41.32	7.67
7.264	7.271	(0.995)	92	23994			100.05- 160.05	128.03
* 70 Acenaphthene-d10						CAS #: 15067-26-2		
7.303	7.305	(1.000)	164	736764	40.0000		80.00- 120.00	100.00
7.303	7.305	(1.000)	162	694641			64.73- 124.73	94.28
7.303	7.305	(1.000)	160	322102			12.46- 72.46	43.72
71 Acenaphthene						CAS #: 83-32-9		
7.334	7.338	(1.004)	154	69337	4.00000	3.6	80.00- 120.00	100.00
7.334	7.338	(1.004)	153	80547			78.46- 138.46	116.17
7.333	7.338	(1.004)	152	38213			23.44- 83.44	55.11
72 2,4-Dinitrophenol						CAS #: 51-28-5		
7.370	7.369	(1.009)	184	2883	4.00000	7.7	80.00- 120.00	100.00
7.363	7.369	(1.008)	63	1786			48.07- 108.07	61.95
7.366	7.369	(1.009)	154	2420			39.61- 99.61	83.94
74 4-Nitrophenol						CAS #: 100-02-7		
7.483	7.476	(1.025)	109	17079	4.00000	3.2	80.00- 120.00	100.00(Q)

RT	EXP RT	REL RT	MASS	RESPONSE	AMOUNTS CAL-AMT (ug/ml)	AMOUNTS ON-COL (ug/ml)	TARGET RANGE	RATIO
74 4-Nitrophenol (continued)								
7.501	7.476	(1.027)	139	60682			26.63- 86.63	355.30
7.483	7.476	(1.025)	65	20092			81.59- 141.59	117.64
75 Dibenzofuran						CAS #: 132-64-9		
7.501	7.506	(1.027)	168	124394	4.00000	3.9	80.00- 120.00	100.00
7.501	7.506	(1.027)	139	60682			12.75- 72.75	48.78
76 2,4-Dinitrotoluene						CAS #: 121-14-2		
7.489	7.494	(1.025)	165	27749	4.00000	3.5	80.00- 120.00	100.00
7.489	7.494	(1.025)	63	30656			82.10- 142.10	110.48
7.489	7.494	(1.025)	89	28480			72.08- 132.08	102.63
80 Diethylphthalate						CAS #: 84-66-2		
7.721	7.729	(1.057)	149	91580	4.00000	4.0	80.00- 120.00	100.00
7.722	7.729	(1.057)	177	20455			0.00- 53.36	22.34
7.720	7.729	(1.057)	150	11938			0.00- 42.43	13.04
81 Fluorene						CAS #: 86-73-7		
7.837	7.841	(1.073)	166	96821	4.00000	3.5	80.00- 120.00	100.00
7.837	7.841	(1.073)	165	94382			65.55- 125.55	97.48
7.837	7.841	(1.073)	167	13331			0.00- 44.15	13.77
82 4-Chlorophenyl-phenylether						CAS #: 7005-72-3		
7.834	7.838	(1.073)	204	56268	4.00000	3.4	80.00- 120.00	100.00
7.834	7.838	(1.073)	206	19309			4.27- 64.27	34.32
7.834	7.838	(1.073)	141	31429			24.97- 84.97	55.86
84 4-Nitroaniline						CAS #: 100-01-6		
7.862	7.874	(1.077)	138	19527	4.00000	4.5	80.00- 120.00	100.00
7.862	7.874	(1.077)	92	11138			38.02- 98.02	57.04
7.862	7.874	(1.077)	108	25997			124.92- 184.92	133.13
85 4,6-Dinitro-2-methylphenol						CAS #: 534-52-1		
7.886	7.896	(0.900)	198	12572	4.00000	5.9	80.00- 120.00	100.00
7.886	7.896	(0.900)	51	4382			6.77- 66.77	34.86
7.885	7.896	(0.900)	105	4111			8.50- 68.50	32.70
86 N-Nitrosodiphenylamine						CAS #: 86-30-6		
7.950	7.956	(0.908)	169	64871	4.00000	3.8	80.00- 120.00	100.00
7.951	7.956	(0.908)	168	42335			36.61- 96.61	65.26
7.951	7.956	(0.908)	167	23431			4.62- 64.62	36.12
87 1,2-Diphenylhydrazine						CAS #: 122-66-7		
7.988	7.992	(1.094)	77	104756	4.00000	4.0	80.00- 120.00	100.00
7.989	7.992	(1.094)	105	12903			0.00- 43.34	12.32
7.989	7.992	(1.094)	182	26609			0.00- 56.11	25.40
$ 88 2,4,6-Tribromophenol (SURR)						CAS #: 118-79-6		
8.078	8.083	(1.106)	330	34232	8.00000	6.6	80.00- 120.00	100.00
8.078	8.083	(1.106)	332	35196			66.43- 126.43	102.82
8.077	8.083	(1.106)	141	14162			9.24- 69.24	41.37

RT	EXP RT	REL RT	MASS	RESPONSE	AMOUNTS CAL-AMT (ug/ml)	AMOUNTS ON-COL (ug/ml)	TARGET RANGE	RATIO
93 4-Bromophenylphenylether						CAS #: 101-55-3		
8.314	8.318	(0.949)	248	36259	4.00000	3.7	80.00- 120.00	100.00
8.313	8.318	(0.949)	250	36123			67.36- 127.36	99.62
8.313	8.318	(0.949)	141	24814			35.77- 95.77	68.44
94 Hexachlorobenzene						CAS #: 118-74-1		
8.381	8.387	(0.957)	284	42501	4.00000	3.8	80.00- 120.00	100.00
8.380	8.387	(0.957)	142	12835			2.39- 62.39	30.20
8.381	8.387	(0.957)	249	11338			0.06- 60.06	26.68
96 Pentachlorophenol						CAS #: 87-86-5		
8.582	8.585	(0.980)	266	19212	4.00000	2.9	80.00- 120.00	100.00
8.581	8.585	(0.980)	264	9800			33.70- 93.70	51.01
8.582	8.585	(0.980)	268	10266			35.26- 95.26	53.44
* 100 Phenanthrene-d10						CAS #: 1517-22-2		
8.758	8.761	(1.000)	188	1346330	40.0000		80.00- 120.00	100.00
8.757	8.761	(1.000)	94	83022			0.00- 36.35	6.17
8.757	8.761	(1.000)	80	104982			0.00- 37.82	7.80
101 Phenanthrene						CAS #: 85-01-8		
8.780	8.785	(1.002)	178	139617	4.00000	4.0	80.00- 120.00	100.00
8.780	8.785	(1.002)	179	22269			0.00- 46.33	15.95
8.780	8.785	(1.002)	176	26820			0.00- 50.11	19.21
103 Anthracene						CAS #: 120-12-7		
8.829	8.835	(1.008)	178	136037	4.00000	3.9	80.00- 120.00	100.00
8.829	8.835	(1.008)	179	21497			0.00- 45.97	15.80
8.828	8.835	(1.008)	176	23820			0.00- 49.80	17.51
104 Carbazole						CAS #: 86-74-8		
8.991	8.996	(1.027)	167	116989	4.00000	4.1	80.00- 120.00	100.00
8.990	8.996	(1.026)	139	14990			0.00- 43.89	12.81
8.991	8.996	(1.027)	83	6445			0.00- 36.17	5.51
105 Di-n-butylphthalate						CAS #: 84-74-2		
9.323	9.327	(1.065)	149	134475	4.00000	3.7	80.00- 120.00	100.00
9.325	9.327	(1.065)	150	12283			0.00- 40.04	9.13
9.324	9.327	(1.065)	104	10835			0.00- 37.79	8.06
109 Fluoranthene						CAS #: 206-44-0		
9.947	9.953	(1.136)	202	163870	4.00000	4.1	80.00- 120.00	100.00
9.946	9.953	(1.136)	101	9993			0.00- 36.69	6.10
9.948	9.953	(1.136)	203	29495			0.00- 48.82	18.00
111 Pyrene						CAS #: 129-00-0		
10.171	10.176	(0.896)	202	165300	4.00000	4.6	80.00- 120.00	100.00
10.171	10.176	(0.896)	200	34357			0.00- 51.88	20.78
10.171	10.176	(0.896)	203	29618			0.00- 49.33	17.92
$ 112 Terphenyl-d14 (SURR)						CAS #: 1718-51-0		
10.318	10.322	(0.909)	244	161899	4.00000	4.8	80.00- 120.00	100.00
10.317	10.322	(0.909)	122	10033			0.00- 36.72	6.20

RT	EXP RT	REL RT	MASS	RESPONSE	AMOUNTS CAL-AMT (ug/ml)	AMOUNTS ON-COL (ug/ml)	TARGET RANGE	RATIO
$ 112 Terphenyl-d14 (SURR) (continued)								
10.318	10.322	(0.909)	212	11584			0.00- 38.06	7.16
118 Butylbenzylphthalate						CAS #: 85-68-7		
10.794	10.798	(0.951)	149	59959	4.00000	3.9	80.00- 120.00	100.00
10.794	10.798	(0.951)	91	47815			51.57- 111.57	79.75
10.794	10.798	(0.951)	206	15773			0.00- 55.14	26.31
120 Benzo[a]anthracene						CAS #: 56-55-3		
11.343	11.348	(0.999)	228	196611	4.00000	4.4	80.00- 120.00	100.00
11.343	11.348	(0.999)	229	37448			0.00- 51.57	19.05
11.342	11.348	(0.999)	226	52700			0.00- 58.54	26.80
* 121 Chrysene-d12						CAS #: 1719-03-5		
11.354	11.359	(1.000)	240	1791449	40.0000		80.00- 120.00	100.00
11.352	11.359	(1.000)	120	101543			0.00- 36.38	5.67
11.354	11.359	(1.000)	236	476713			0.00- 57.06	26.61
123 Chrysene						CAS #: 218-01-9		
11.377	11.384	(1.002)	228	182591	4.00000	4.6	80.00- 120.00	100.00
11.377	11.384	(1.002)	226	55101			1.12- 61.12	30.18
11.377	11.384	(1.002)	229	38016			0.00- 51.74	20.82
124 Bis-2-Ethylhexylphthalate						CAS #: 117-81-7		
11.348	11.350	(0.999)	149	101199	4.00000	3.8	80.00- 120.00	100.00
11.349	11.350	(1.000)	167	33116			2.07- 62.07	32.72
11.349	11.350	(1.000)	279	8929			0.00- 39.24	8.82
125 Di-n-octylphthalate						CAS #: 117-84-0		
11.945	11.948	(0.942)	149	142265	4.00000	3.5	80.00- 120.00	100.00
11.945	11.948	(0.942)	167	1952			0.00- 31.74	1.37
11.944	11.948	(0.942)	43	10234			0.00- 38.21	7.19
127 Benzo[b]fluoranthene						CAS #: 205-99-2		
12.327	12.333	(0.972)	252	189692	4.00000	3.8	80.00- 120.00	100.00
12.327	12.333	(0.972)	253	38174			0.00- 54.02	20.12
12.328	12.333	(0.972)	125	8335			0.00- 34.93	4.39
128 Benzo[k]fluoranthene						CAS #: 207-08-9		
12.350	12.359	(0.974)	252	207286	4.00000	4.2	80.00- 120.00	100.00
12.350	12.359	(0.974)	253	48205			0.00- 53.57	23.26
12.348	12.359	(0.974)	125	9108			0.00- 35.26	4.39
129 Benzo[a]pyrene						CAS #: 50-32-8		
12.623	12.630	(0.995)	252	182280	4.00000	3.8	80.00- 120.00	100.00(M)
12.623	12.630	(0.995)	253	38474			0.00- 54.04	21.11
12.622	12.630	(0.995)	125	10979			0.00- 35.52	6.02
* 130 Perylene-d12						CAS #: 1520-96-3		
12.680	12.682	(1.000)	264	1864963	40.0000		80.00- 120.00	100.00
12.680	12.682	(1.000)	260	457444			0.00- 54.80	24.53
12.680	12.682	(1.000)	265	433588			0.00- 53.39	23.25

RT	EXP RT	REL RT	MASS	RESPONSE	AMOUNTS CAL-AMT (ug/ml)	AMOUNTS ON-COL (ug/ml)	TARGET RANGE	RATIO
133 Indeno[1,2,3-cd]pyrene						CAS #: 193-39-5		
13.736	13.749	(1.083)	276	236792	4.00000	3.9	80.00- 120.00	100.00
13.735	13.749	(1.083)	138	24116			0.00- 42.48	10.18
13.735	13.749	(1.083)	277	58155			0.00- 56.82	24.56
134 Dibenz[a,h]anthracene						CAS #: 53-70-3		
13.743	13.755	(1.084)	278	202127	4.00000	3.8	80.00- 120.00	100.00
13.742	13.755	(1.084)	139	16619			0.00- 37.70	8.22
13.744	13.755	(1.084)	279	47237			0.00- 54.57	23.37
135 Benzo[g,h,i]perylene						CAS #: 191-24-2		
14.039	14.053	(1.107)	276	191249	4.00000	4.1	80.00- 120.00	100.00
14.038	14.053	(1.107)	138	19324			0.00- 40.01	10.10
14.039	14.053	(1.107)	277	47000			0.00- 54.80	24.58

QC Flag Legend

a - Target compound detected but, quantitated amount
    Below Limit Of Quantitation(BLOQ).
Q - Qualifier signal failed the ratio test.
M - Compound response manually integrated.

Data File: \\Svecd04\DD\chem\smsd03.i\S3042312.b\8270CAL1.D
Date : 23-APR-2012 12:45
Client ID: 8270CAL1
Sample Info: 45927
Purge Volume: 1000.0
Column phase: HPMS-5

Instrument: smsd03.i
Operator: PEL
Column diameter: 0.25

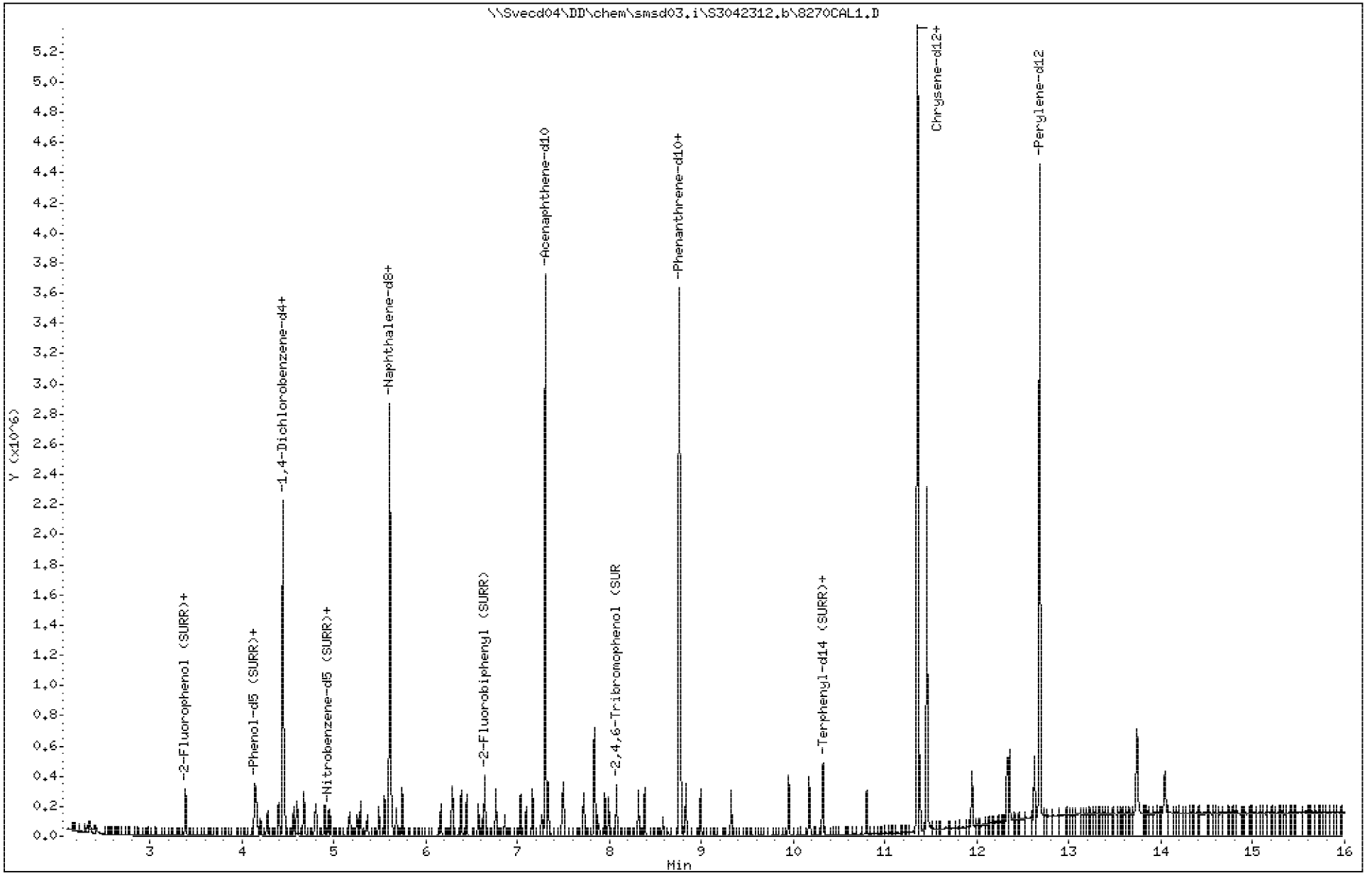

1091

3505892

Data File: \\Svecd04\DD\chem\smsd03.i\S3042312.b\8270CAL1.D

Date : 23-APR-2012 12:45

Client ID: 8270CAL1 Instrument: smsd03.i

Sample Info: 45927

Purge Volume: 1000.0 Operator: PEL

Column phase: HPMS-5 Column diameter: 0.25

2 Pyridine Concentration: 3.8 ug/l

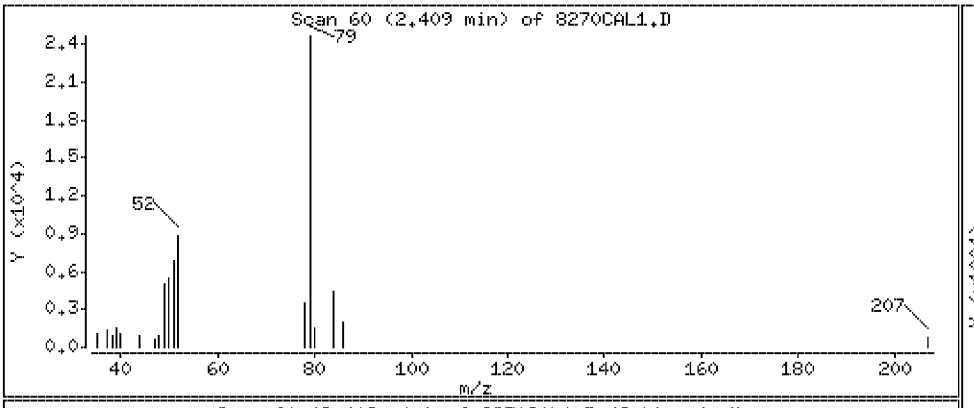

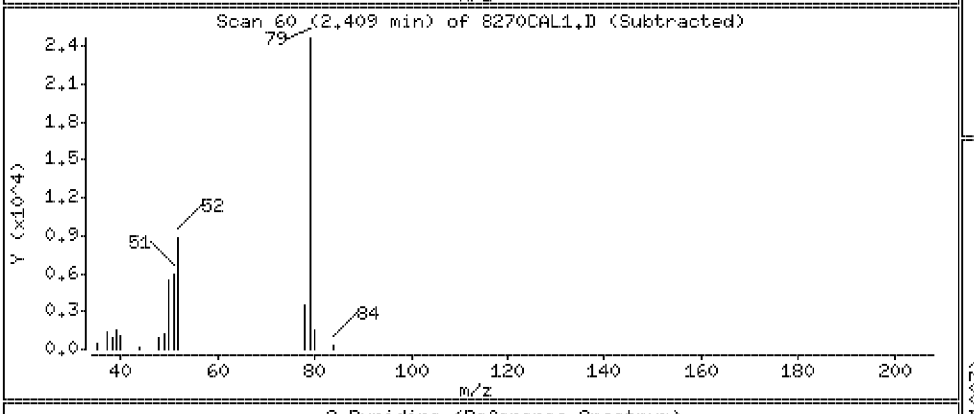

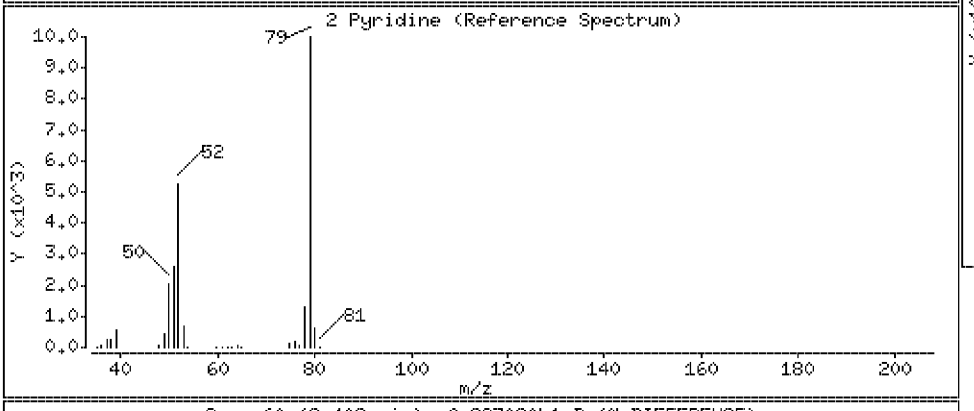

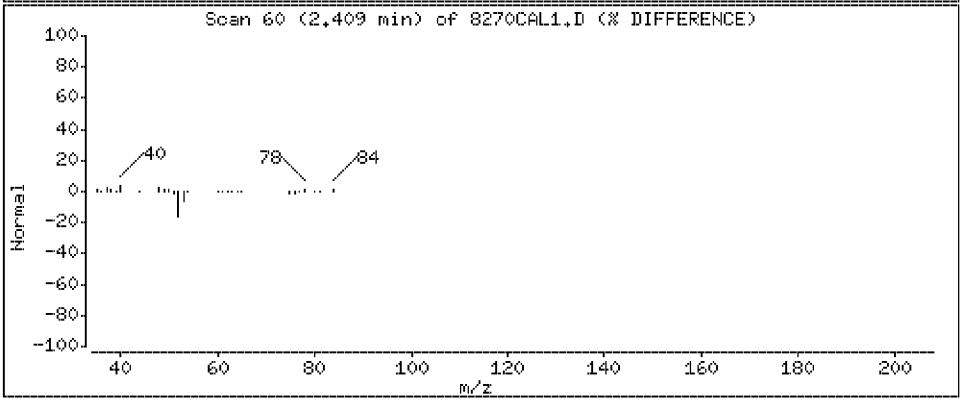

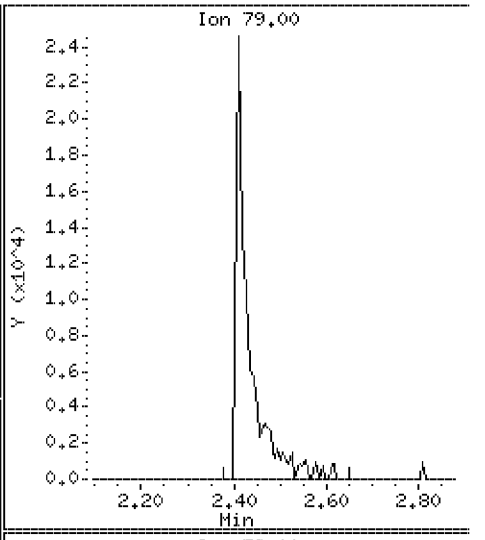

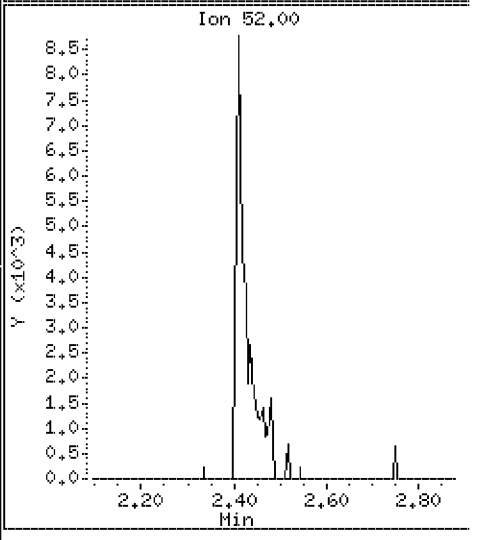

Data File: \\Svecd04\DD\chem\smsd03.i\S3042312.b\8270CAL1.D

Date : 23-APR-2012 12:45

Client ID: 8270CAL1 Instrument: smsd03.i

Sample Info: 45927

Purge Volume: 1000.0 Operator: PEL

Column phase: HPMS-5 Column diameter: 0.25

1 N-Nitrosodimethylamine Concentration: 4.0 ug/l

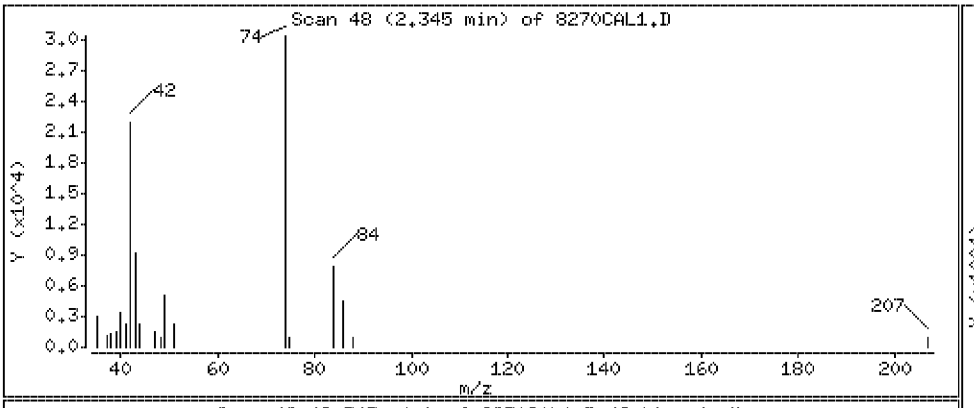

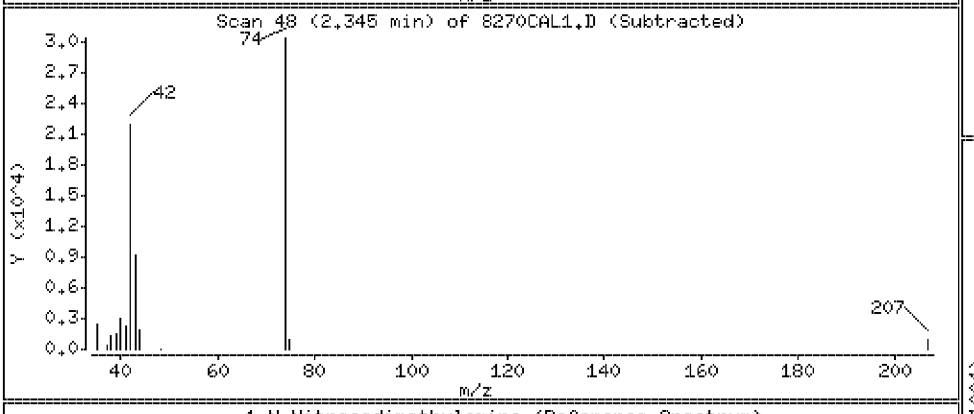

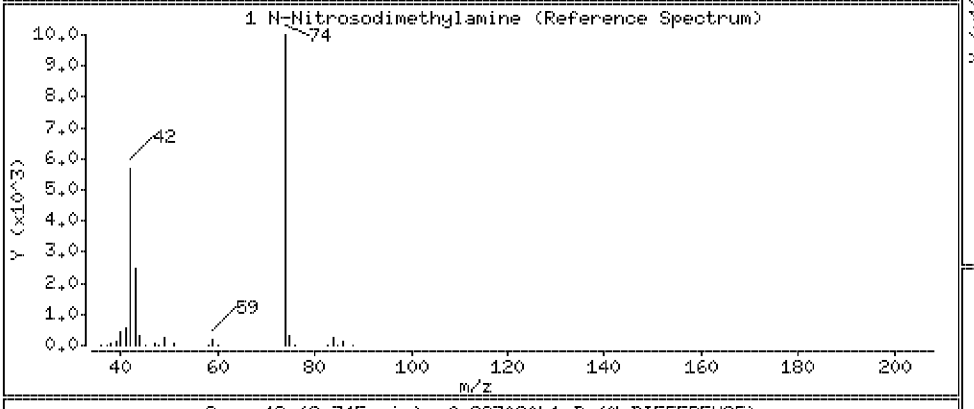

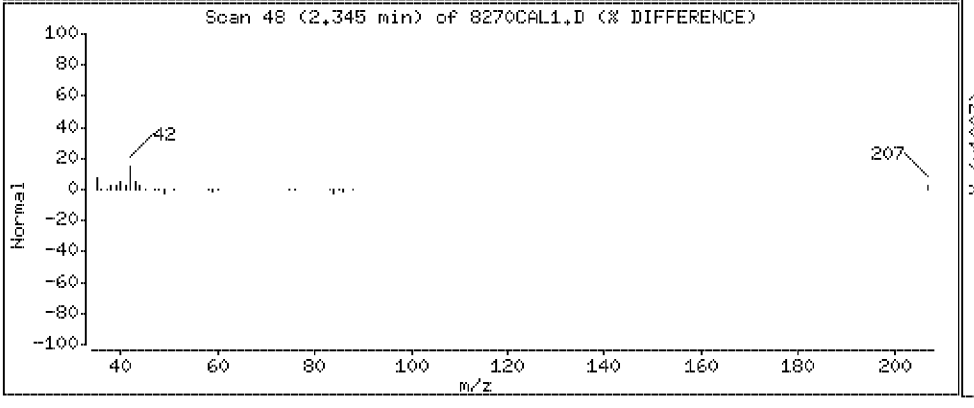

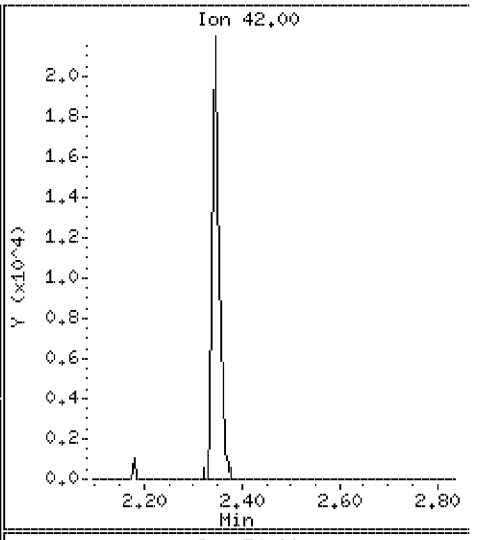

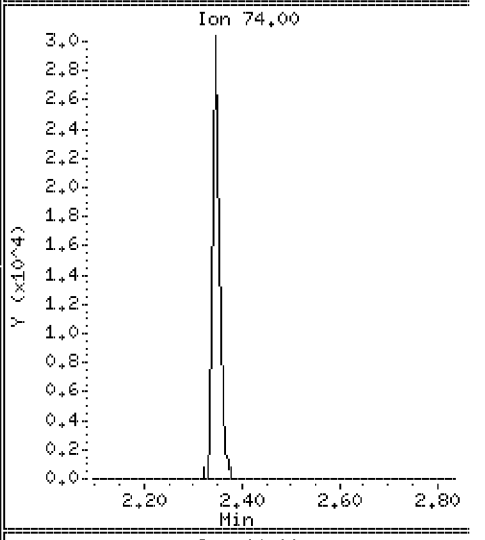

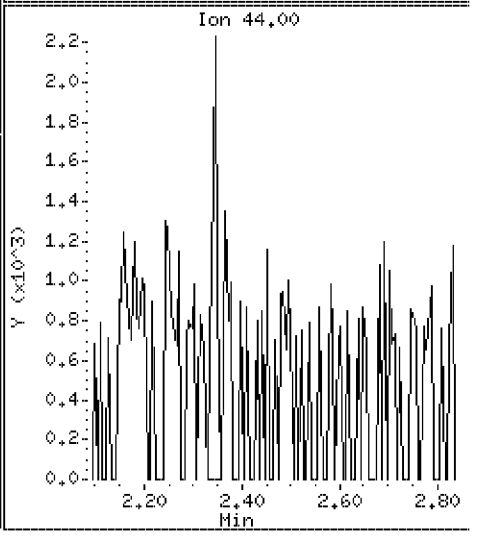

Data File: \\Svecd04\DD\chem\smsd03.i\S3042312.b\8270CAL1.D

Date : 23-APR-2012 12:45

Client ID: 8270CAL1

Instrument: smsd03.i

Sample Info: 45927

Purge Volume: 1000.0

Operator: PEL

Column phase: HPMS-5

Column diameter: 0.25

13 Phenol

Concentration: 3.7 ug/l

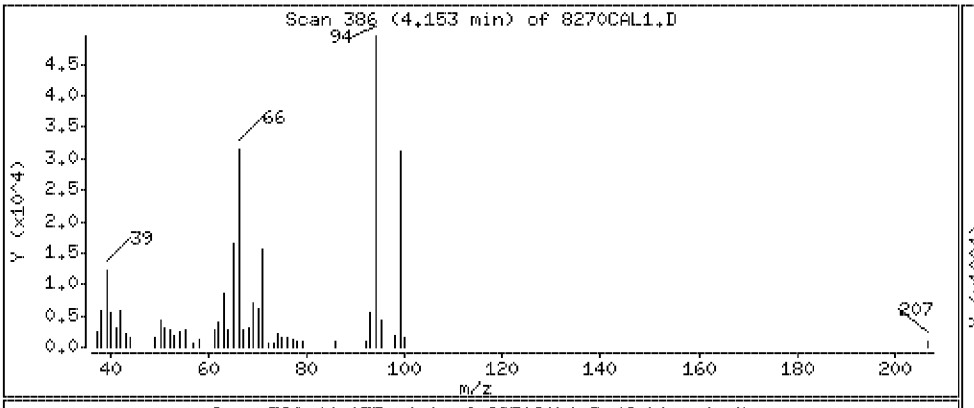

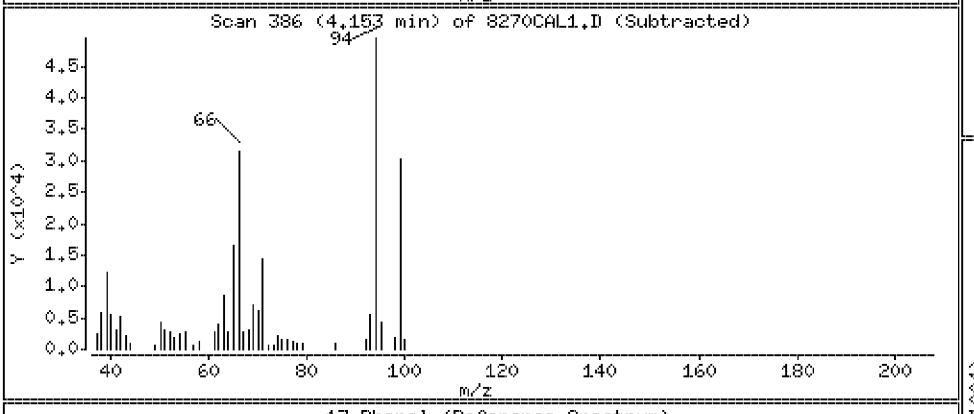

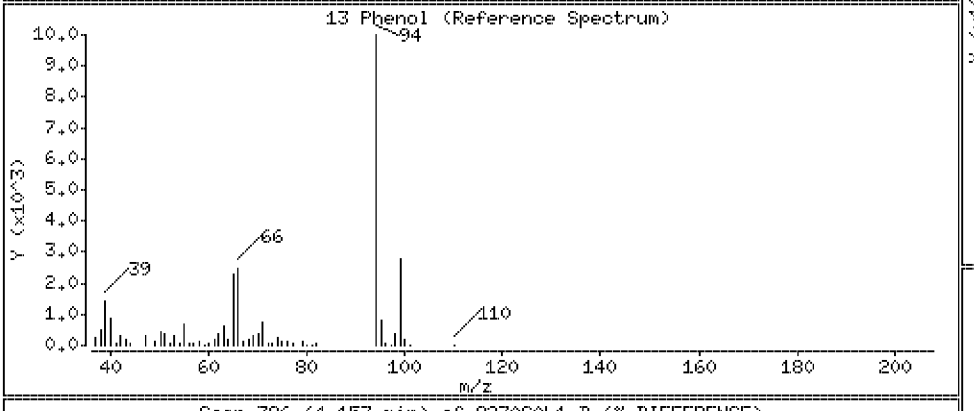

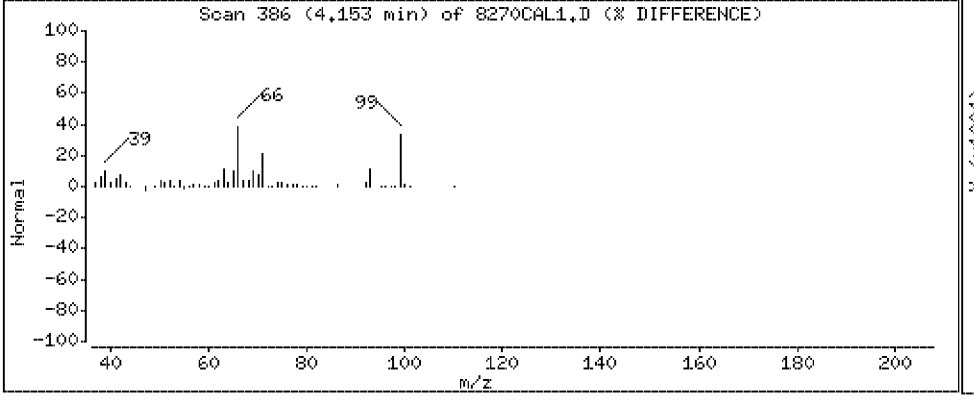

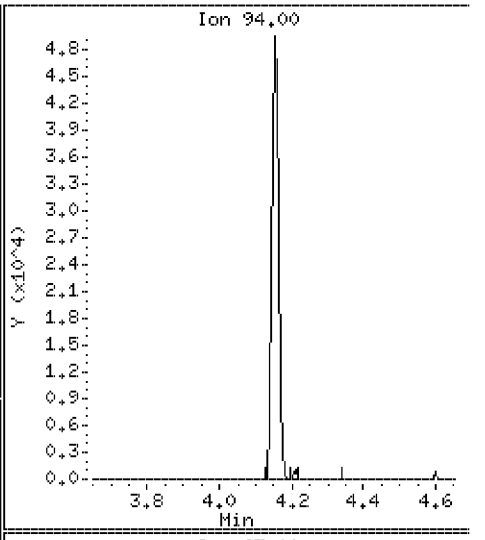

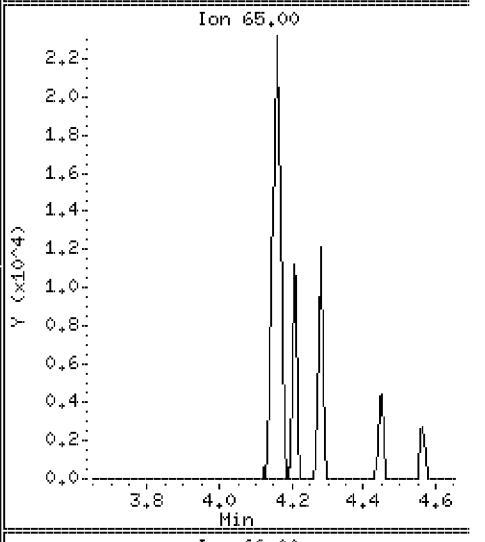

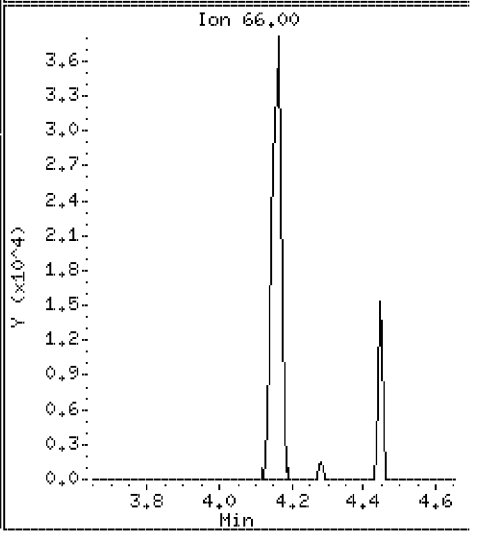

Data File: \\Svecd04\DD\chem\smsd03.i\S3042312.b\8270CAL1.D

Date : 23-APR-2012 12:45

Client ID: 8270CAL1 Instrument: smsd03.i

Sample Info: 45927

Purge Volume: 1000.0 Operator: PEL

Column phase: HPMS-5 Column diameter: 0.25

10 Aniline Concentration: 3.7 ug/l

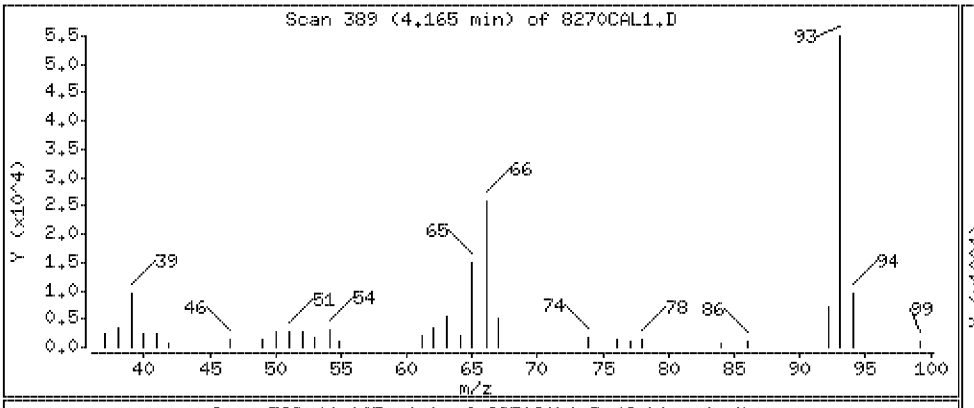

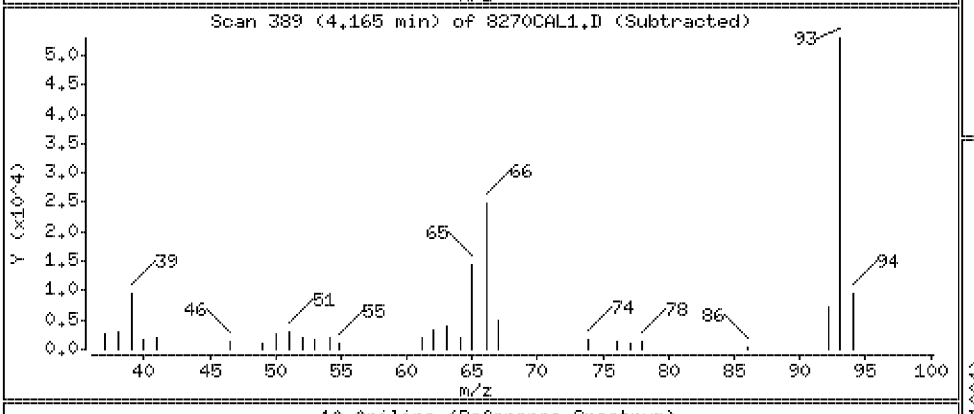

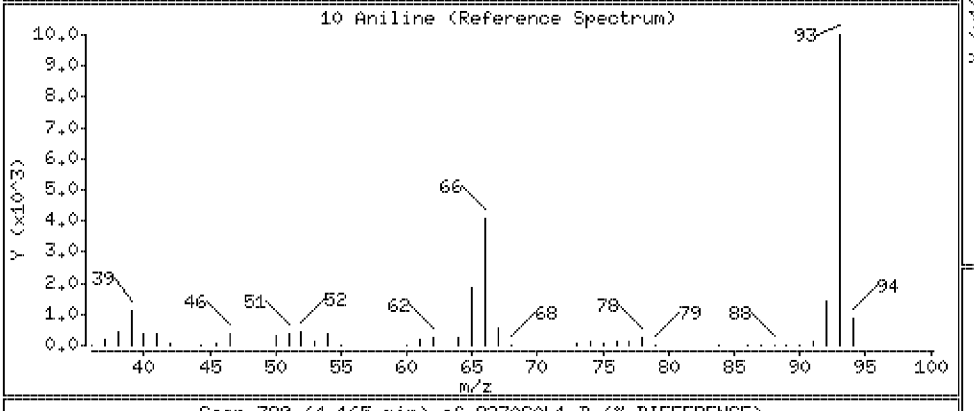

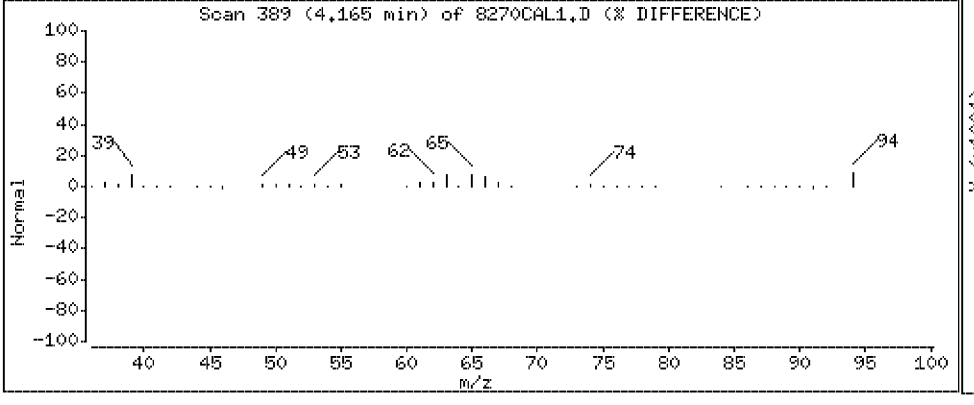

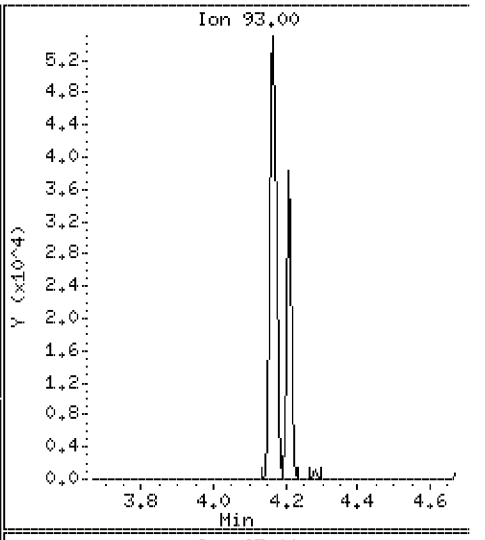

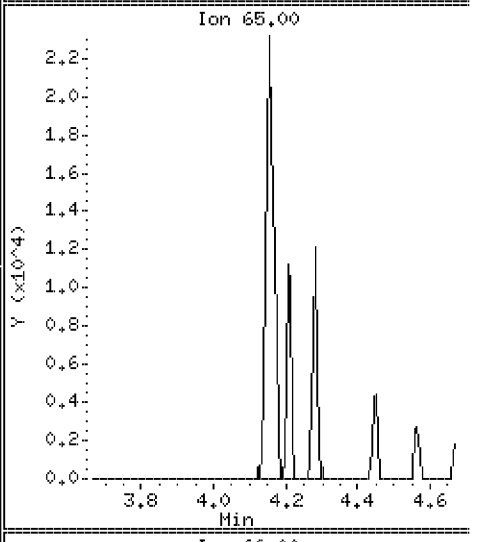

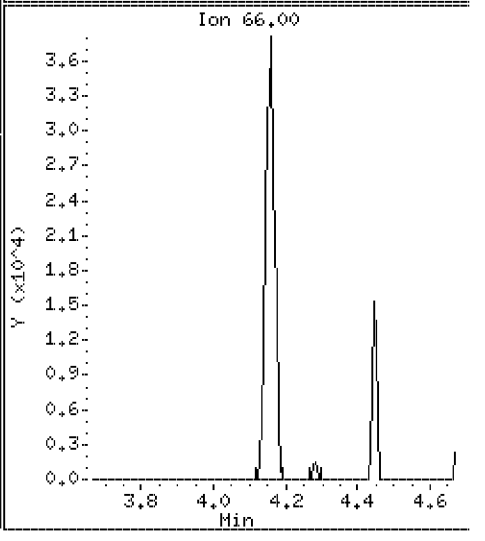

Data File: \\Svecd04\DD\chem\smsd03.i\S3042312.b\8270CAL1.D

Date : 23-APR-2012 12:45

Client ID: 8270CAL1 Instrument: smsd03.i

Sample Info: 45927

Purge Volume: 1000.0 Operator: PEL

Column phase: HPMS-5 Column diameter: 0.25

14 Bis(2-Chloroethyl)ether Concentration: 3.8 ug/l

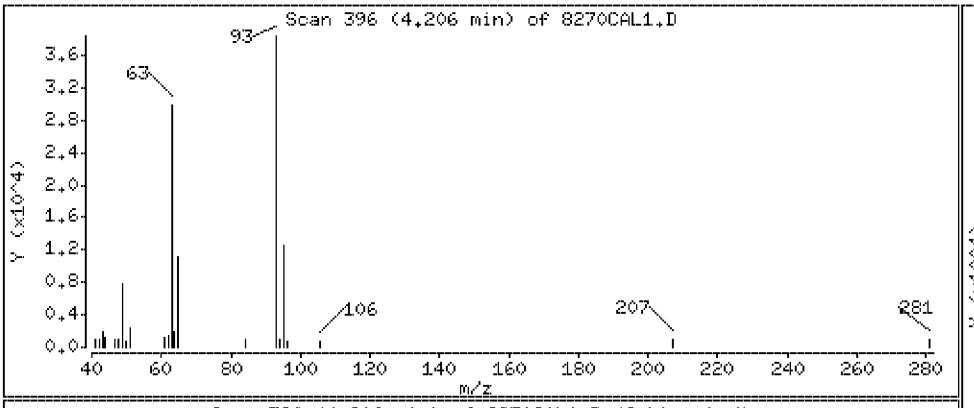

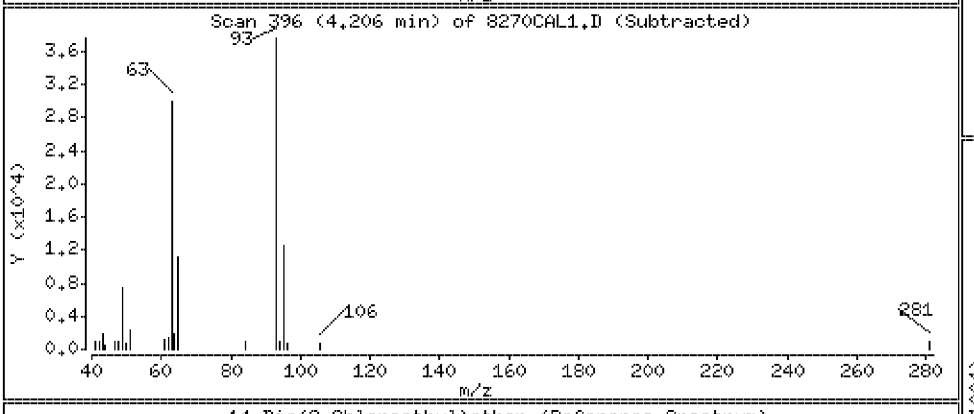

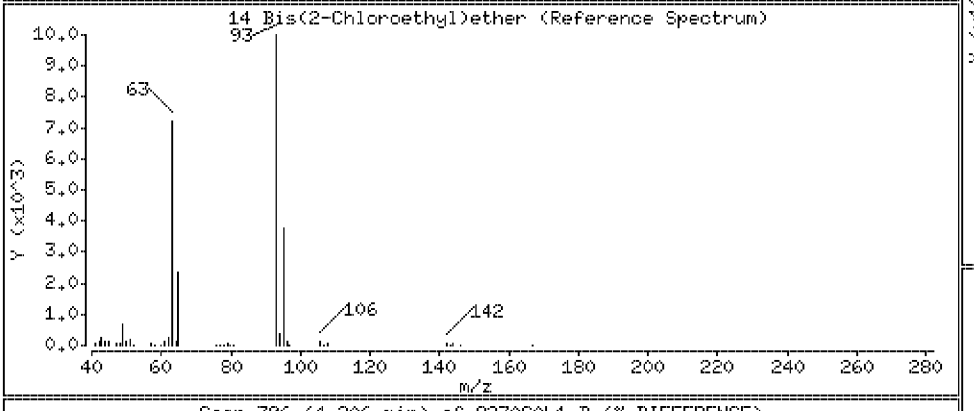

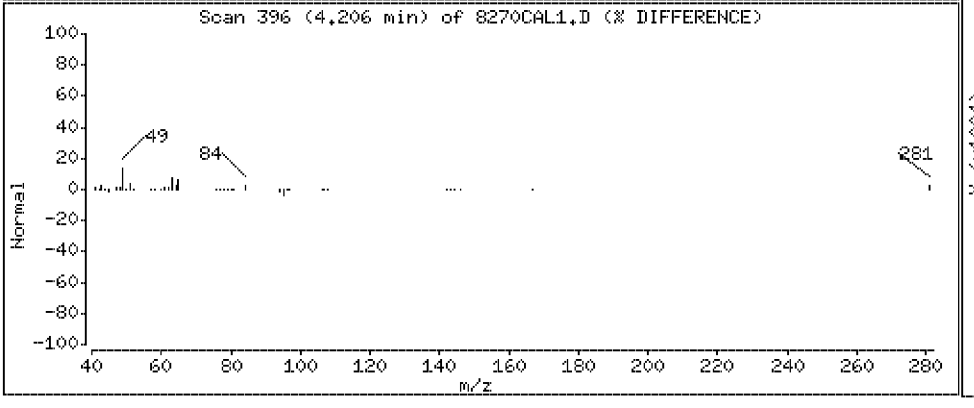

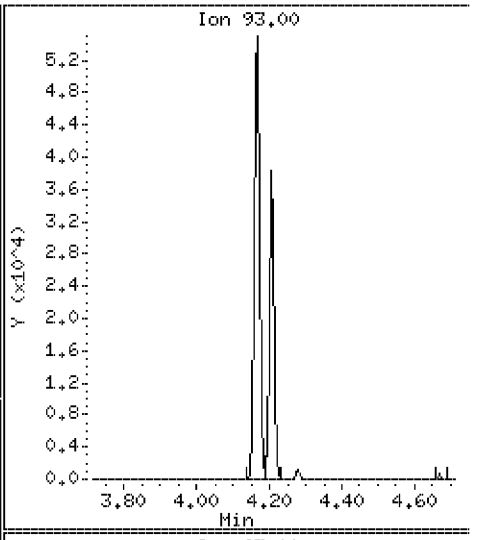

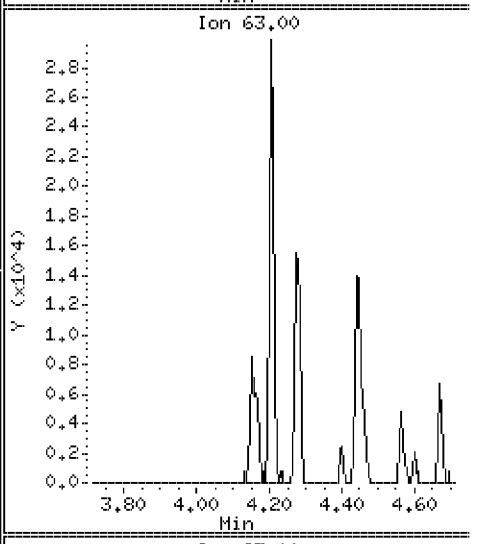

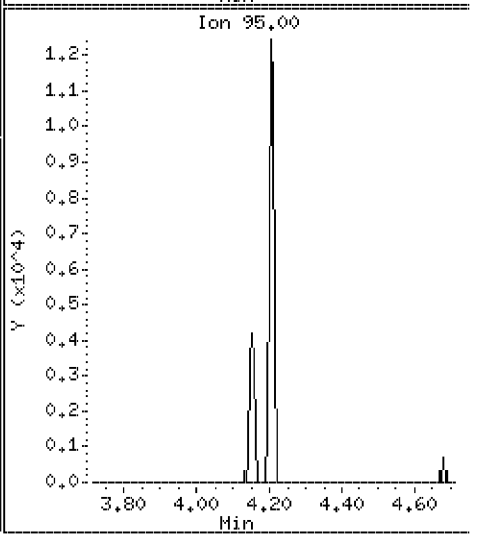

Data File: \\Svecd04\DD\chem\smsd03.i\S3042312.b\8270CAL1.D

Date : 23-APR-2012 12:45

Client ID: 8270CAL1 Instrument: smsd03.i

Sample Info: 45927

Purge Volume: 1000.0 Operator: PEL

Column phase: HPMS-5 Column diameter: 0.25

15 2-Chlorophenol Concentration: 3.9 ug/l

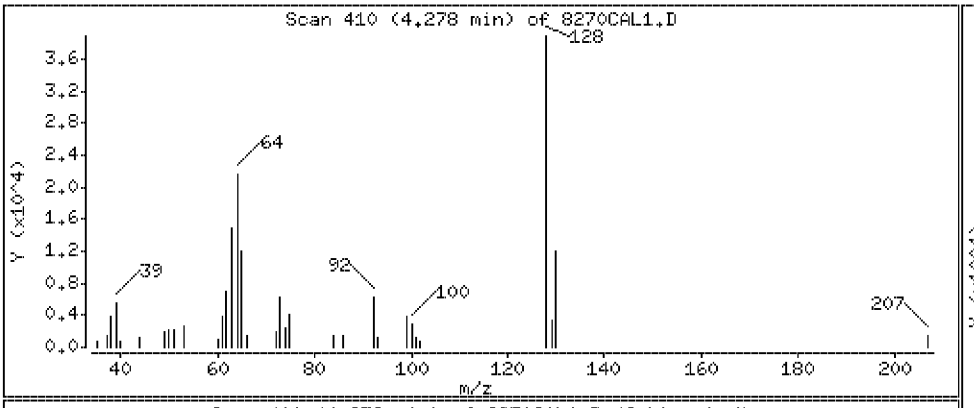

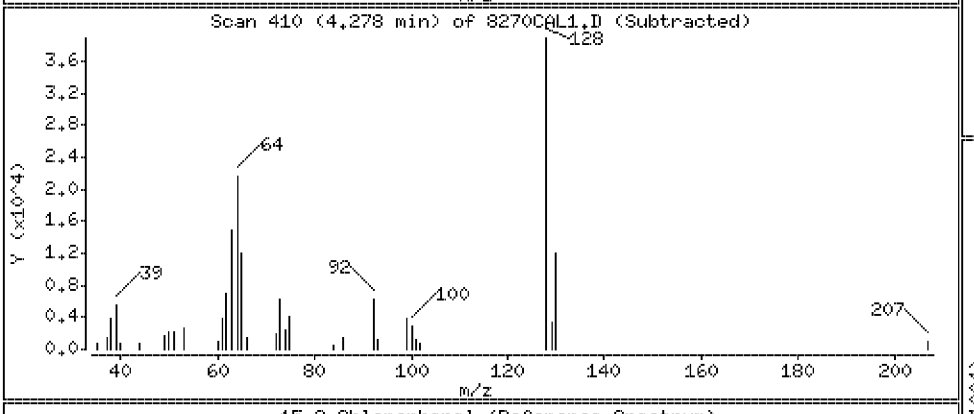

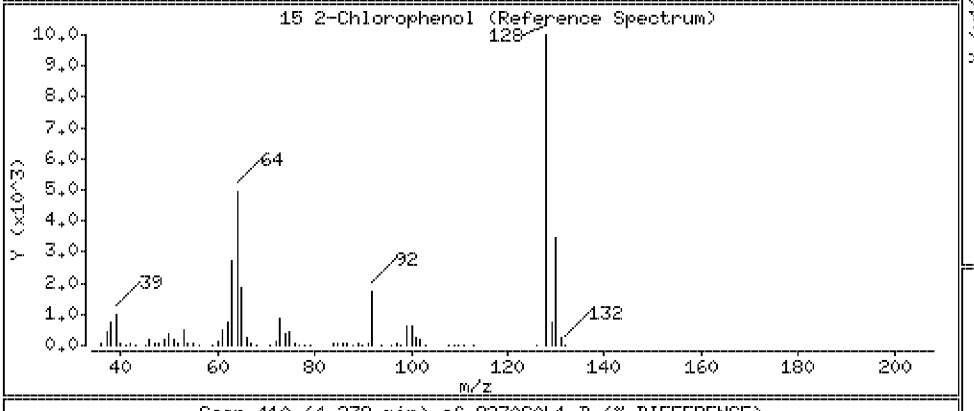

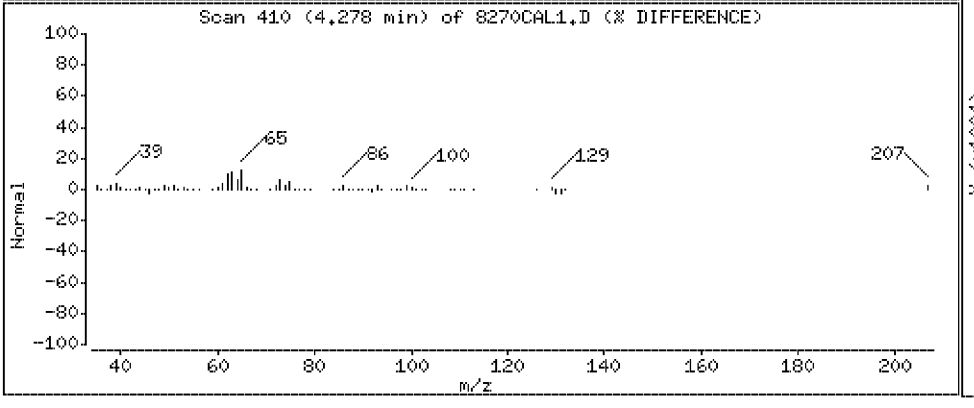

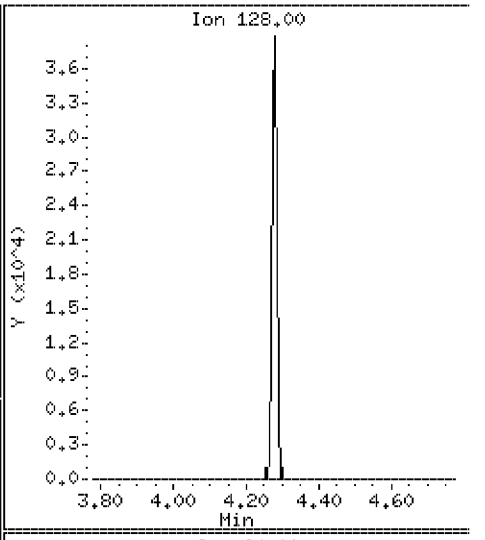

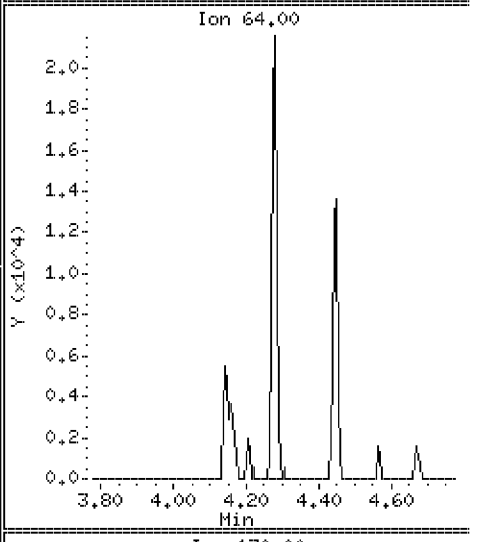

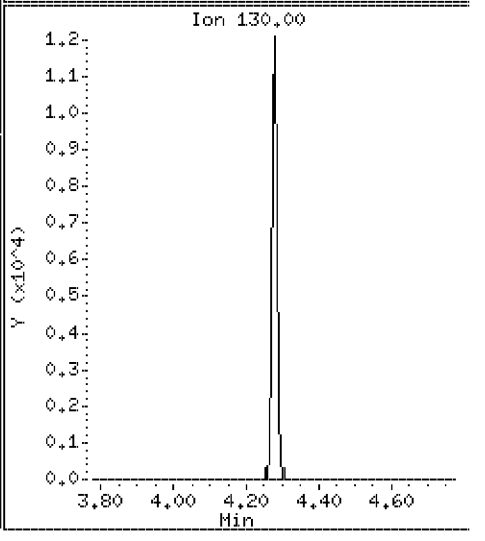

Data File: \\Svecd04\DD\chem\smsd03.i\S3042312.b\8270CAL1.D

Date : 23-APR-2012 12:45

Client ID: 8270CAL1

Instrument: smsd03.i

Sample Info: 45927

Purge Volume: 1000.0

Operator: PEL

Column phase: HPMS-5

Column diameter: 0.25

17 1,3-Dichlorobenzene

Concentration: 3.9 ug/l

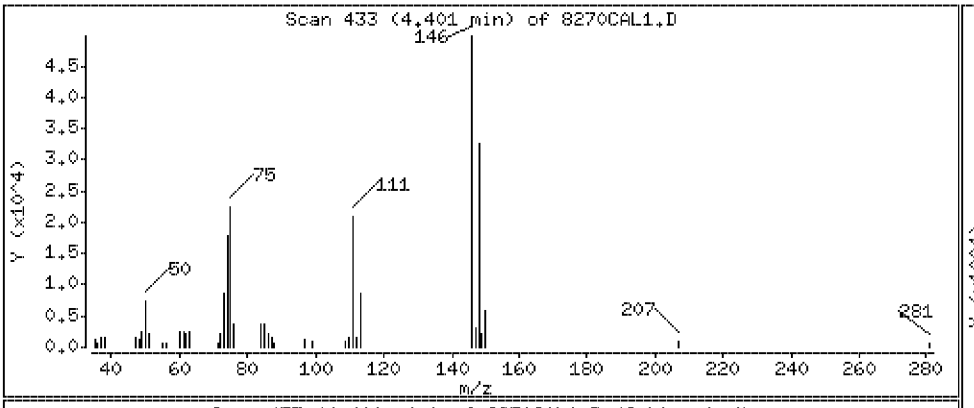

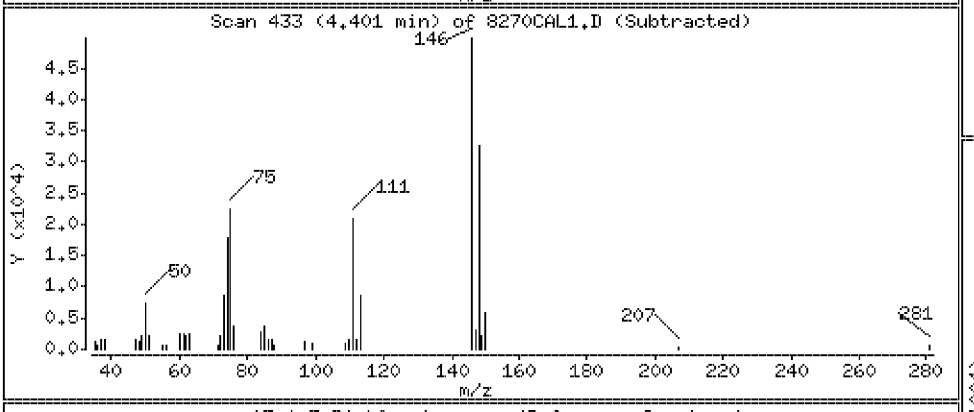

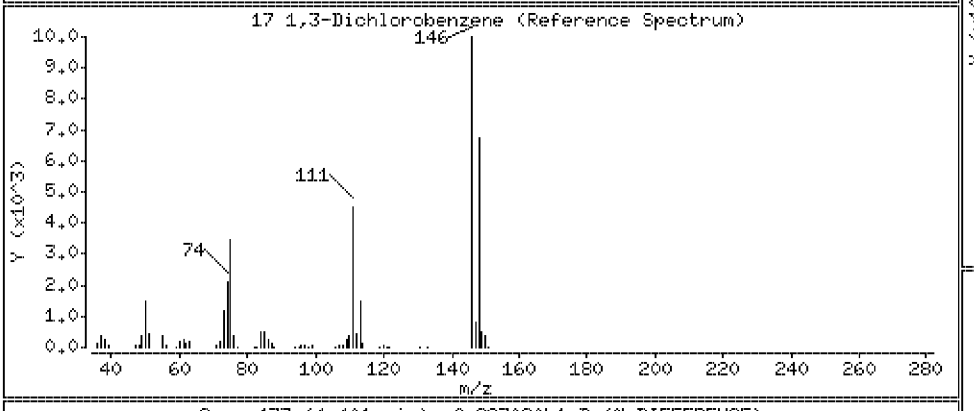

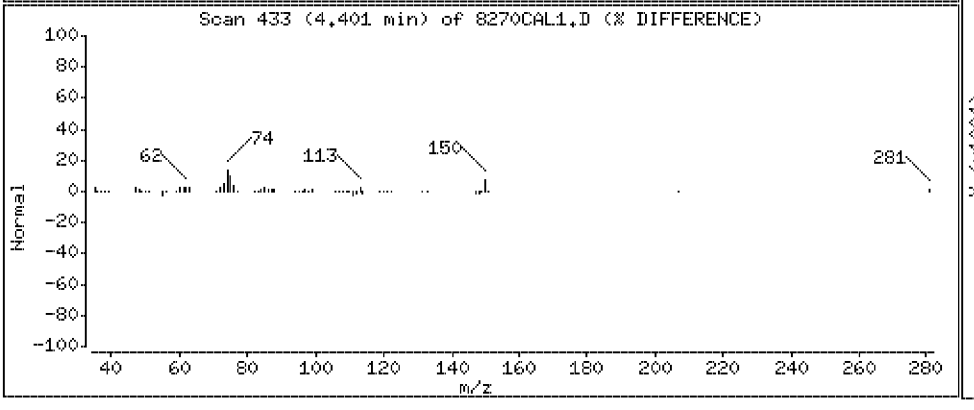

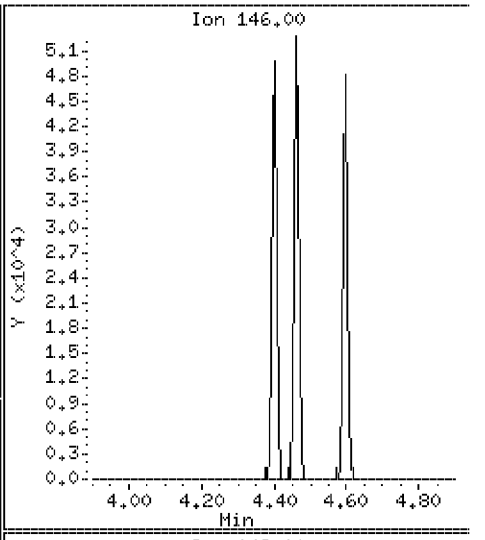

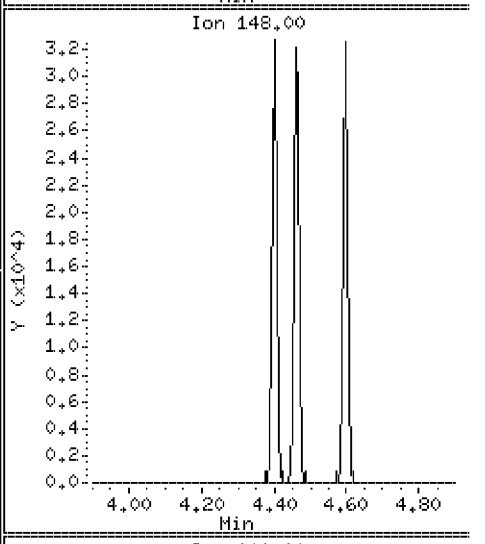

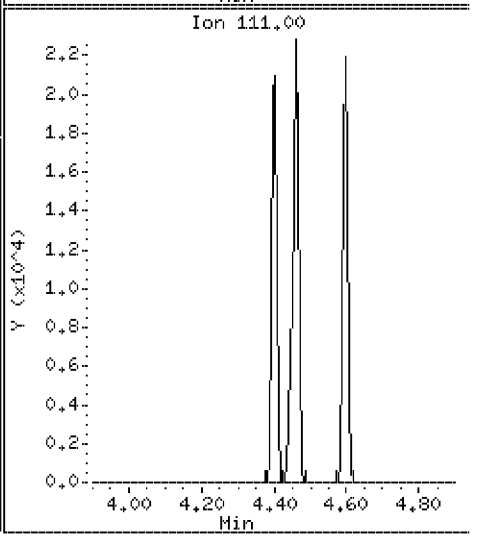

Data File: \\Svecd04\DD\chem\smsd03.i\S3042312.b\8270CAL1.D

Date : 23-APR-2012 12:45

Client ID: 8270CAL1

Instrument: smsd03.i

Sample Info: 45927

Purge Volume: 1000.0

Operator: PEL

Column phase: HPMS-5

Column diameter: 0.25

19 1,4-Dichlorobenzene

Concentration: 4.0 ug/l

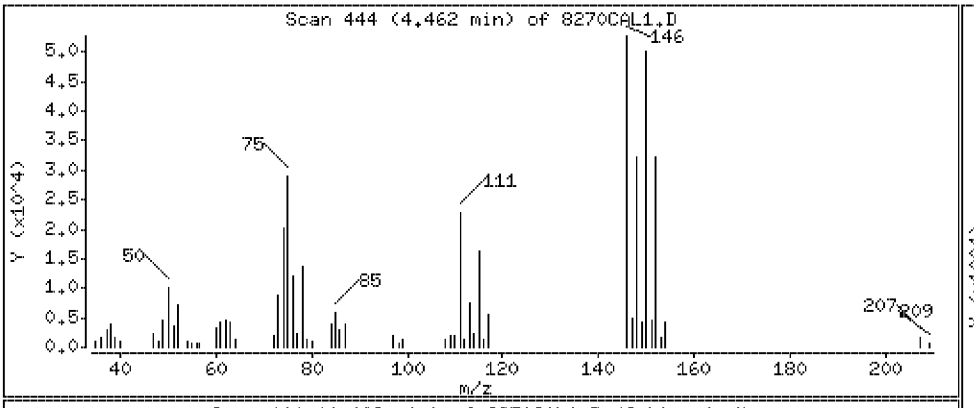

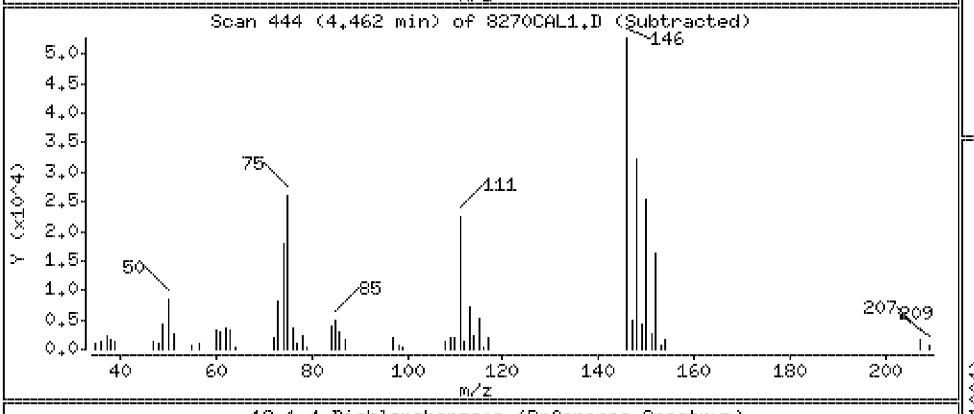

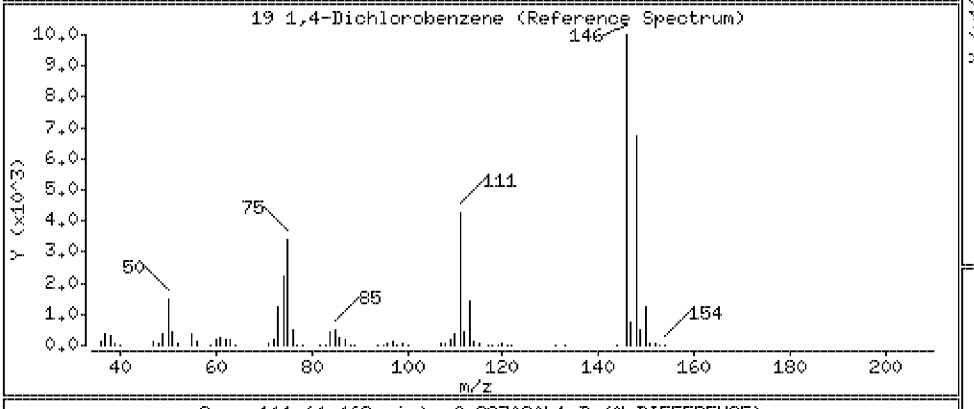

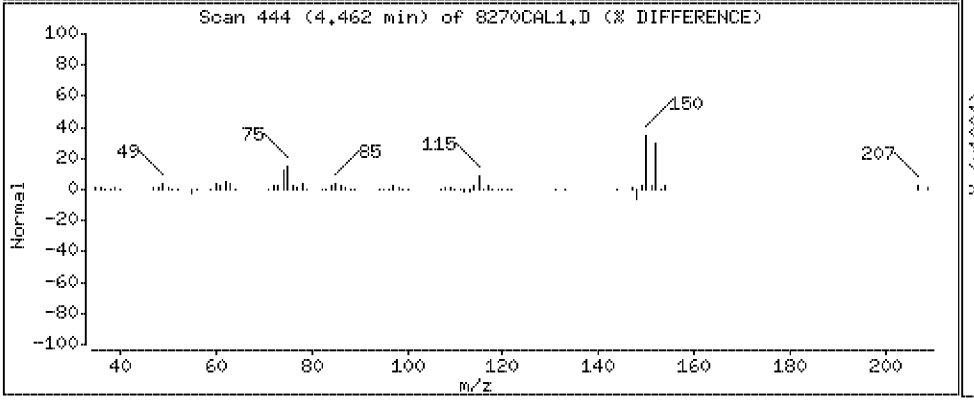

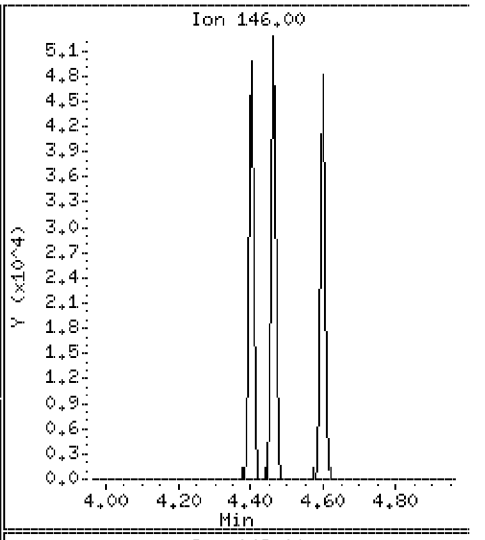

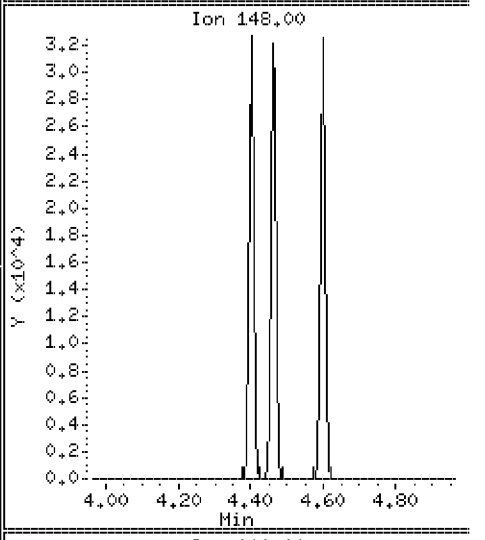

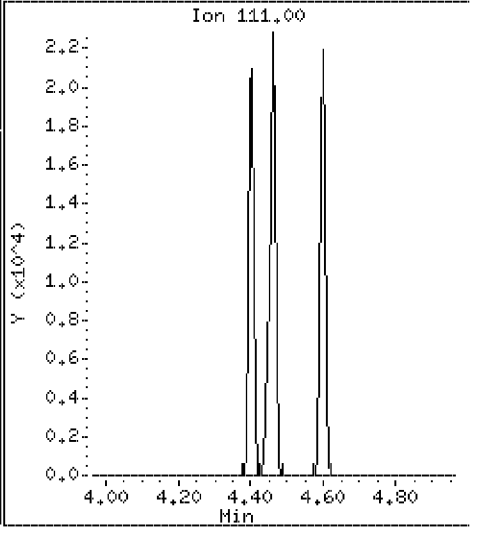

Data File: \\Svecd04\DD\chem\smsd03.i\S3042312.b\8270CAL1.D

Date : 23-APR-2012 12:45

Client ID: 8270CAL1 Instrument: smsd03.i

Sample Info: 45927

Purge Volume: 1000.0 Operator: PEL

Column phase: HPMS-5 Column diameter: 0.25

21 Benzyl alcohol Concentration: 3.7 ug/l

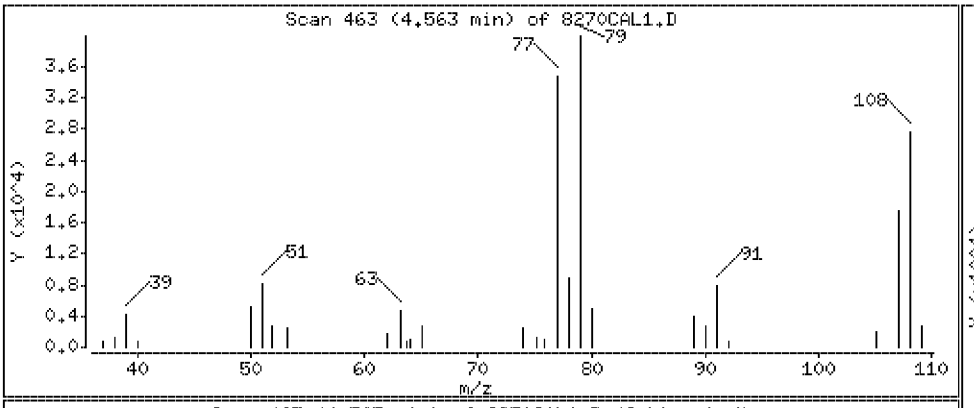

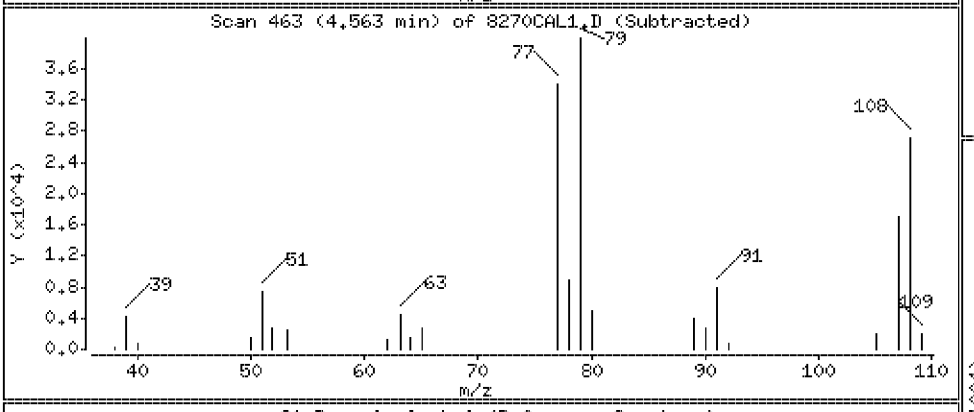

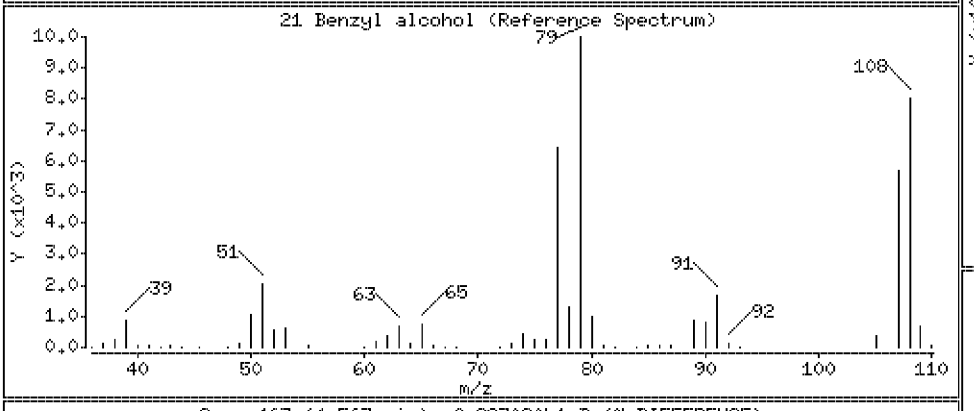

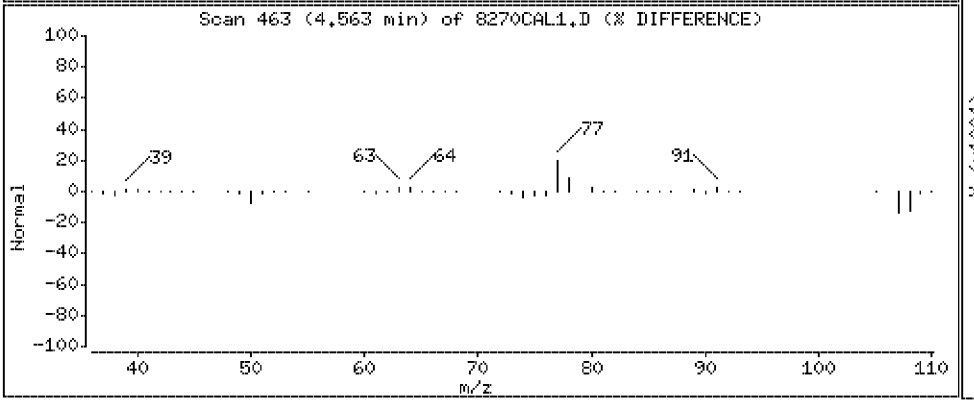

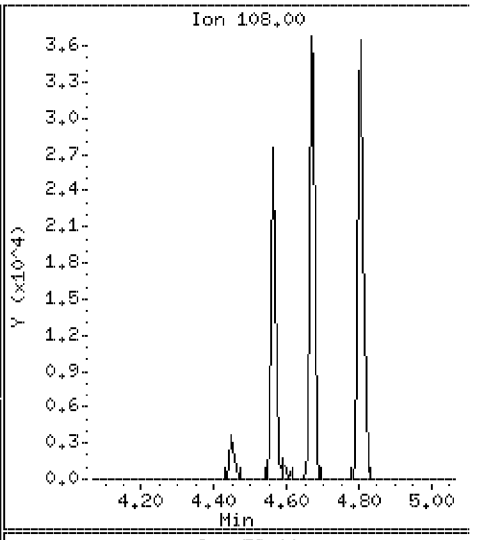

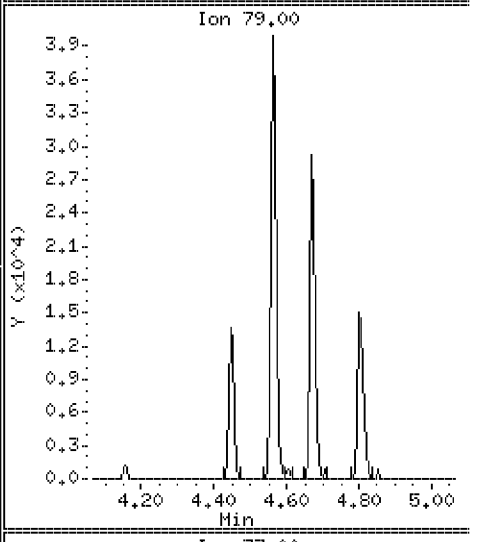

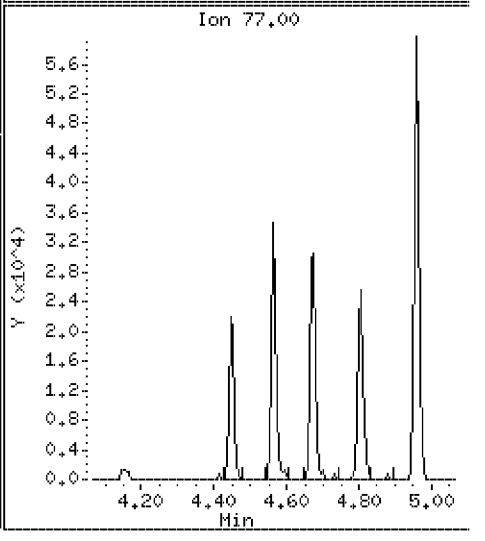

Data File: \\Svecd04\DD\chem\smsd03.i\S3042312.b\8270CAL1.D

Date : 23-APR-2012 12:45

Client ID: 8270CAL1

Instrument: smsd03.i

Sample Info: 45927

Purge Volume: 1000.0

Operator: PEL

Column phase: HPMS-5

Column diameter: 0.25

20 1,2-Dichlorobenzene

Concentration: 3.8 ug/l

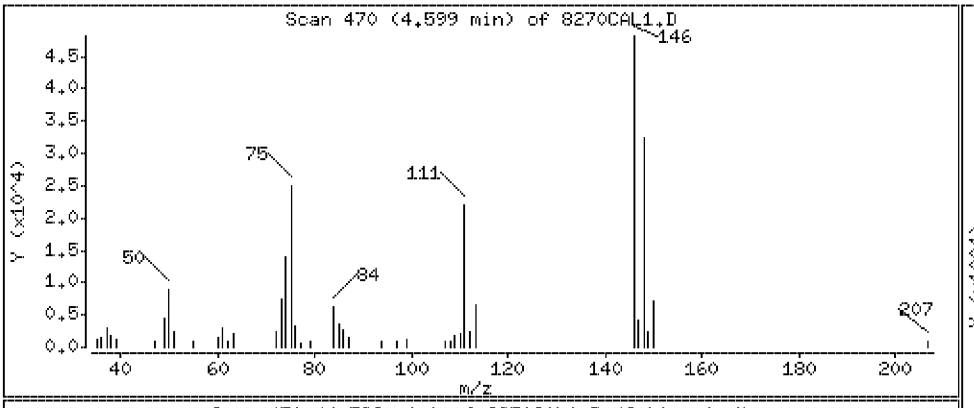

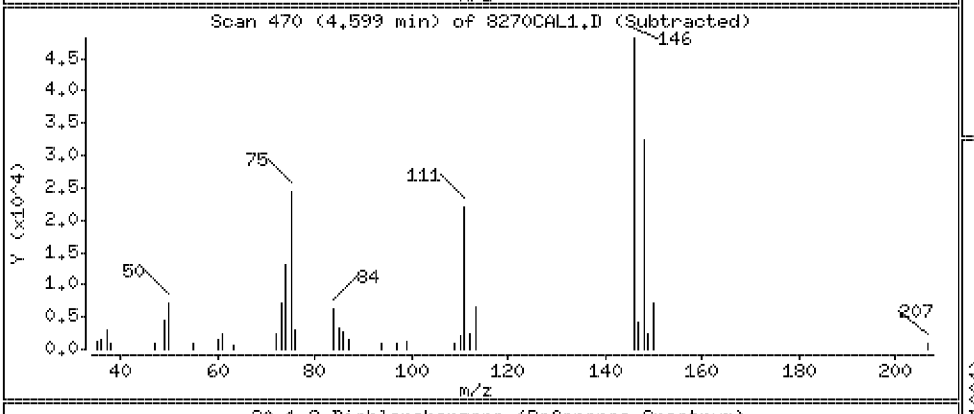

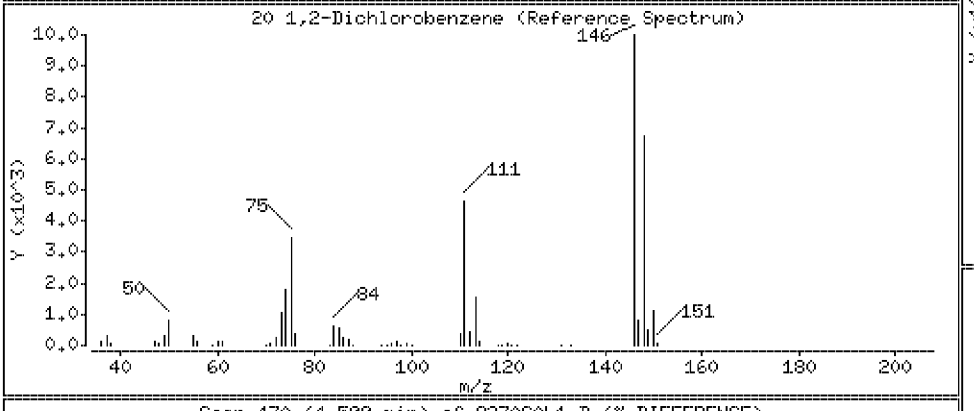

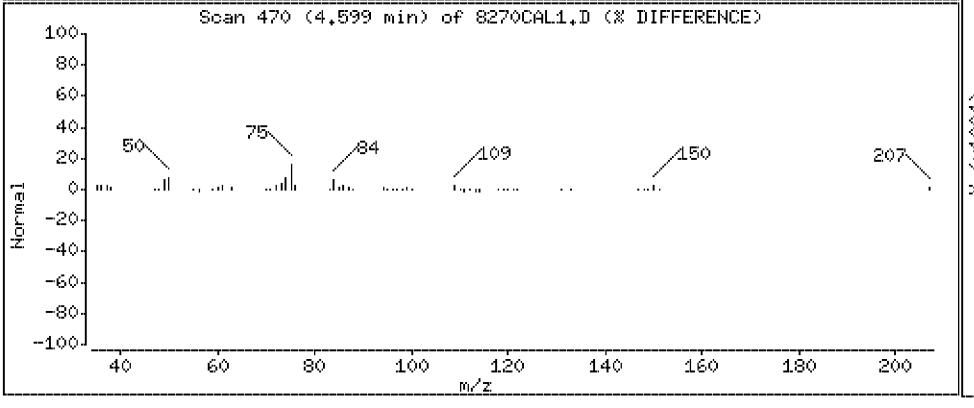

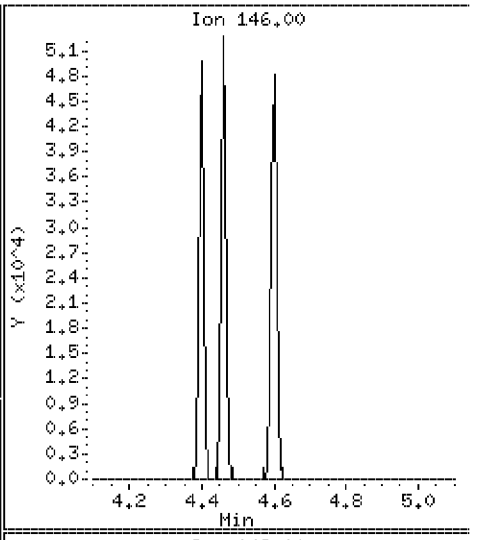

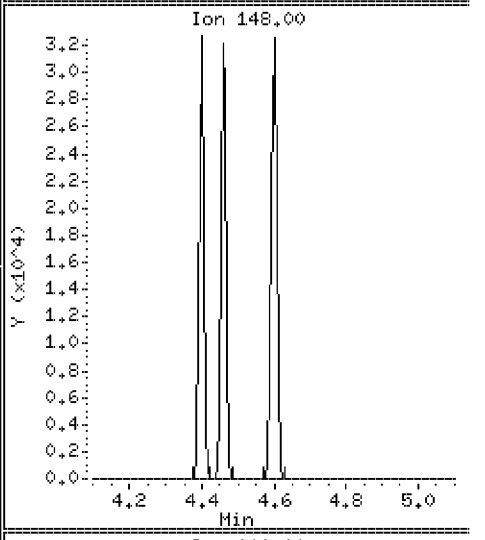

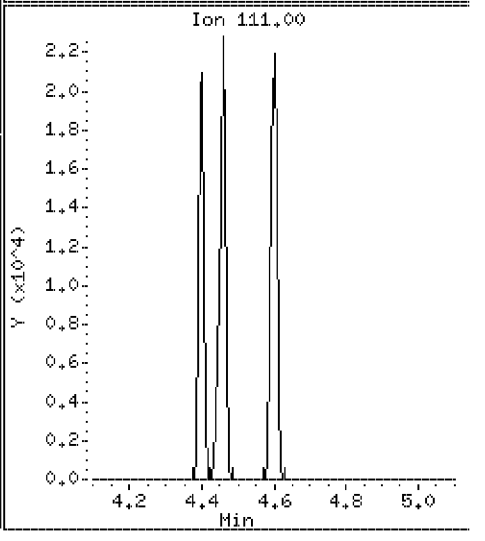

Data File: \\Svecd04\DD\chem\smsd03.i\S3042312.b\8270CAL1.D

Date : 23-APR-2012 12:45

Client ID: 8270CAL1 | Instrument: smsd03.i

Sample Info: 45927

Purge Volume: 1000.0 | Operator: PEL

Column phase: HPMS-5 | Column diameter: 0.25

22 2-Methylphenol | Concentration: 3.6 ug/l

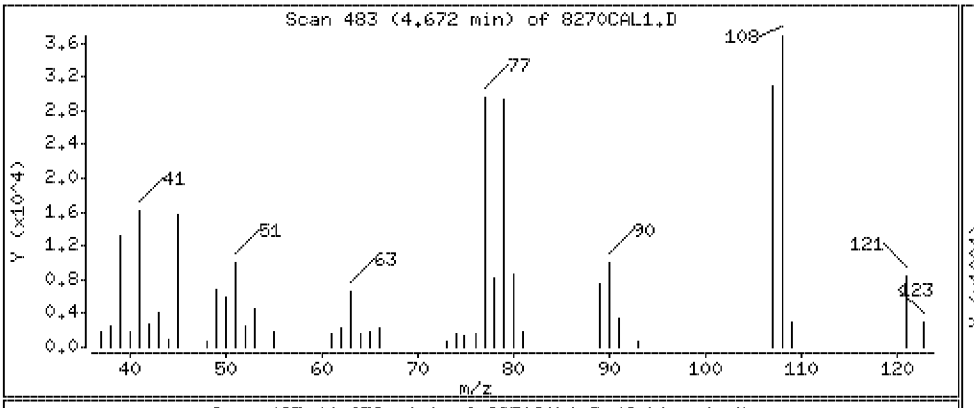

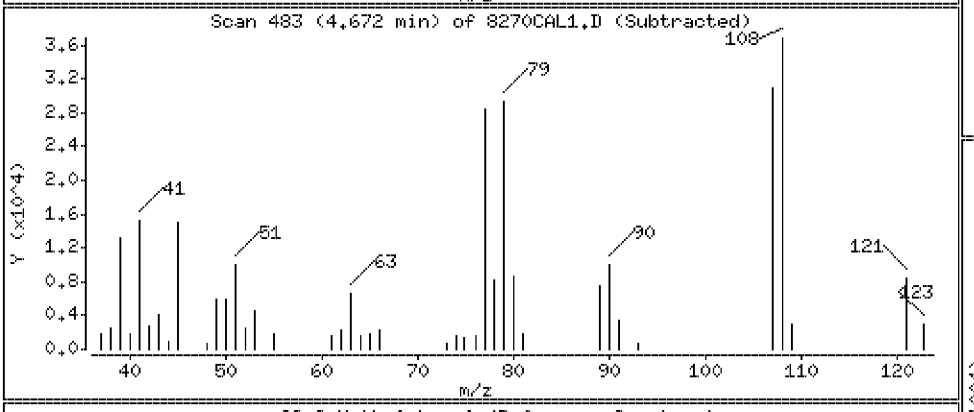

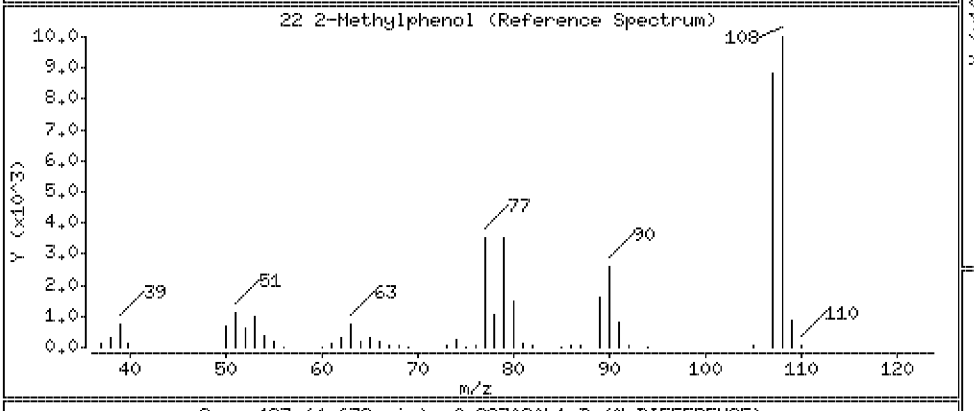

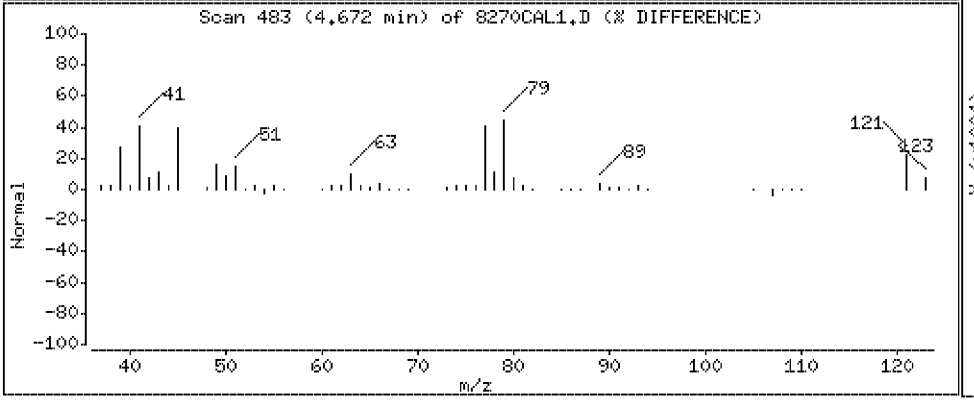

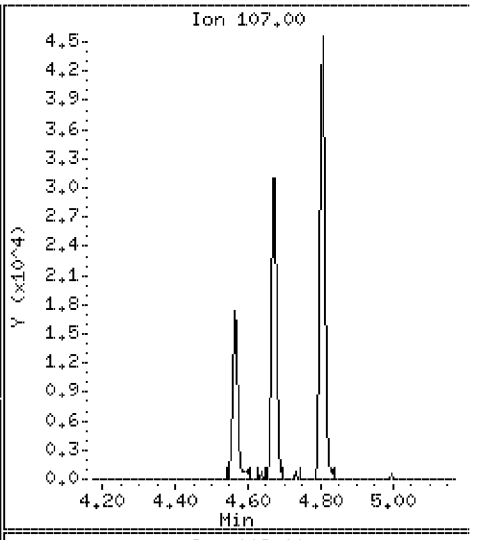

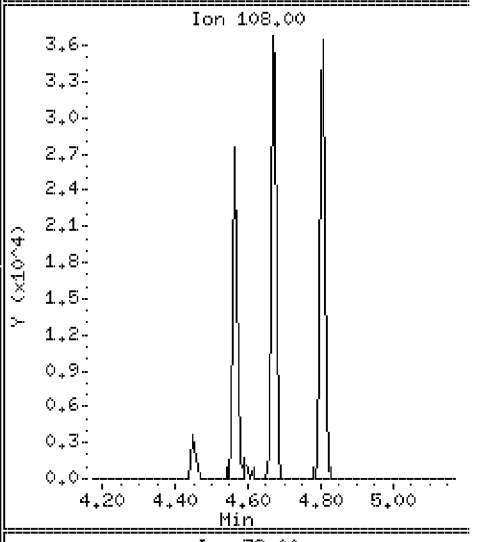

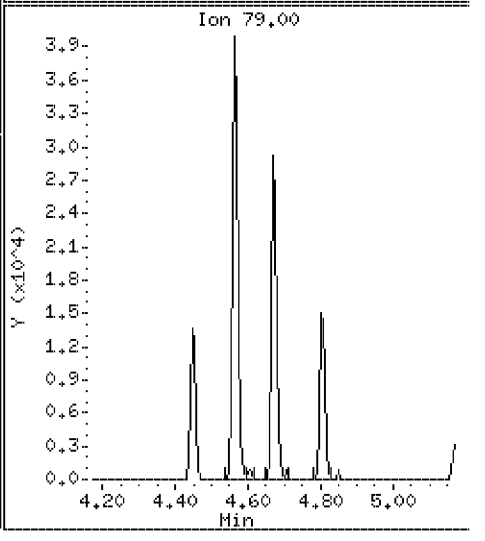

Data File: \\Svecd04\DD\chem\smsd03.i\S3042312.b\8270CAL1.D

Date : 23-APR-2012 12:45

Client ID: 8270CAL1 Instrument: smsd03.i

Sample Info: 45927

Purge Volume: 1000.0 Operator: PEL

Column phase: HPMS-5 Column diameter: 0.25

23 2,2'-oxybis(1-chloropropane) Concentration: 4.0 ug/l

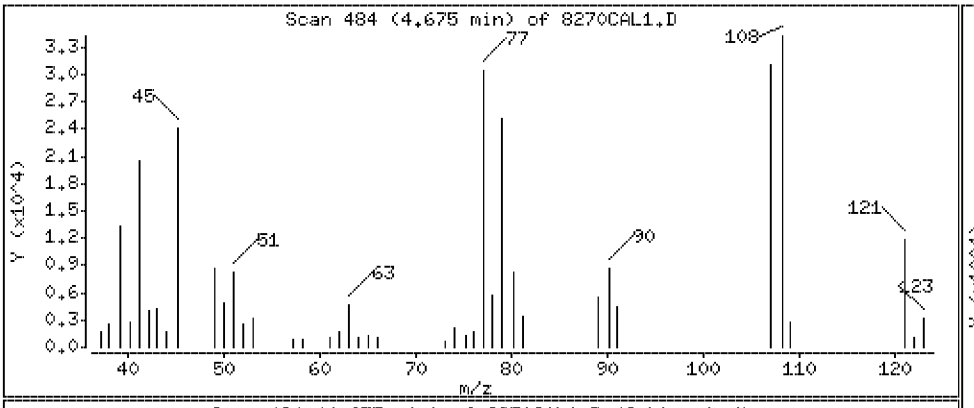

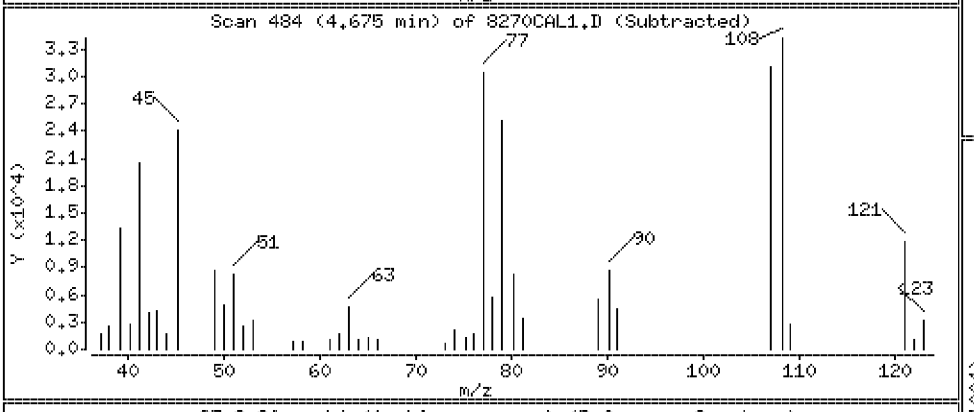

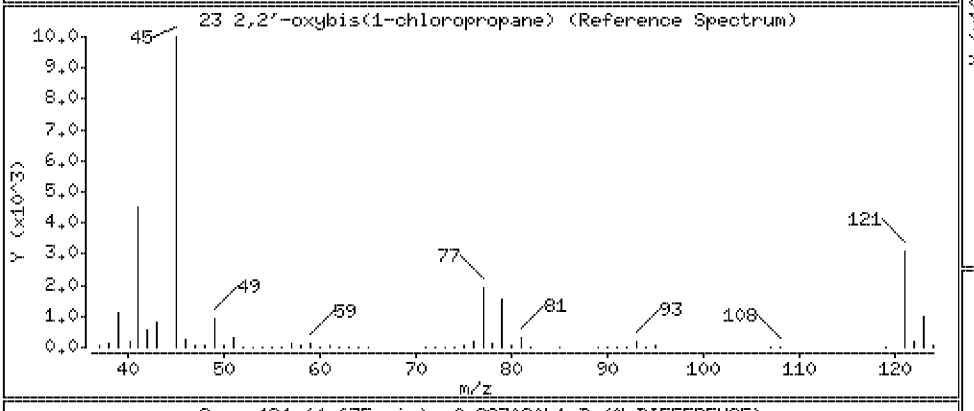

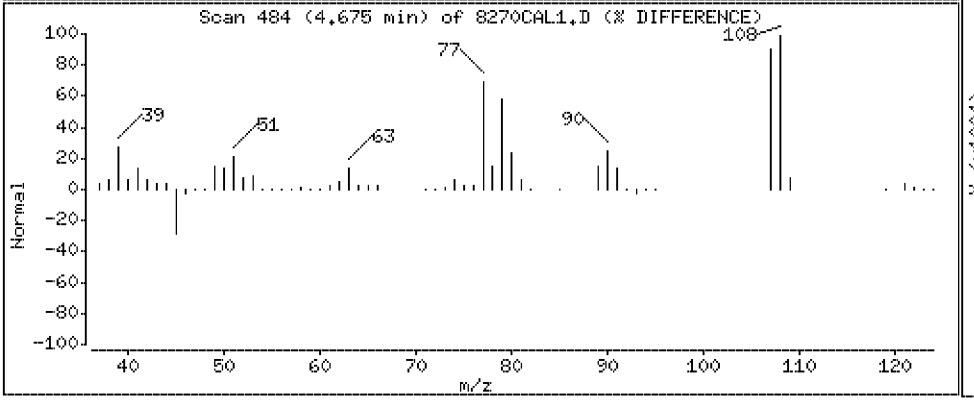

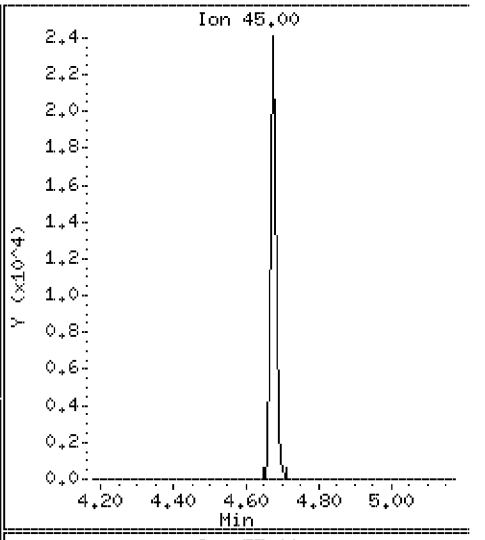

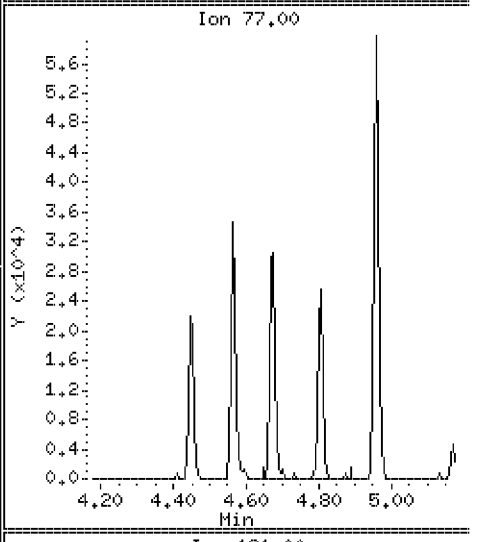

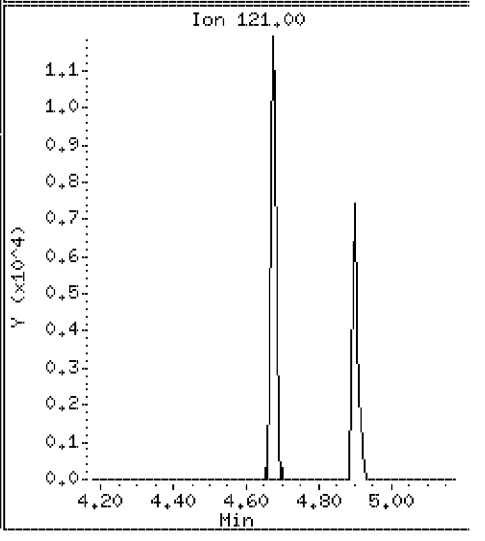

Data File: \\Svecd04\DD\chem\smsd03.i\S3042312.b\8270CAL1.D

Date : 23-APR-2012 12:45

Client ID: 8270CAL1

Instrument: smsd03.i

Sample Info: 45927

Purge Volume: 1000.0

Operator: PEL

Column phase: HPMS-5

Column diameter: 0.25

28 4-Methylphenol

Concentration: 3.6 ug/l

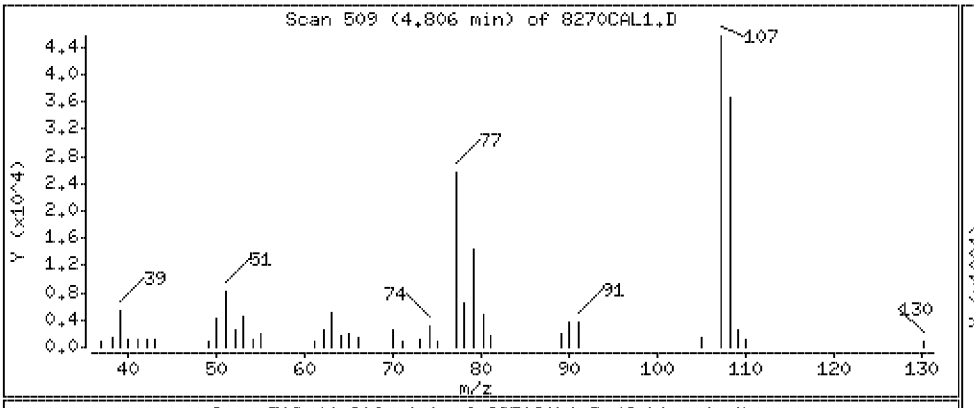

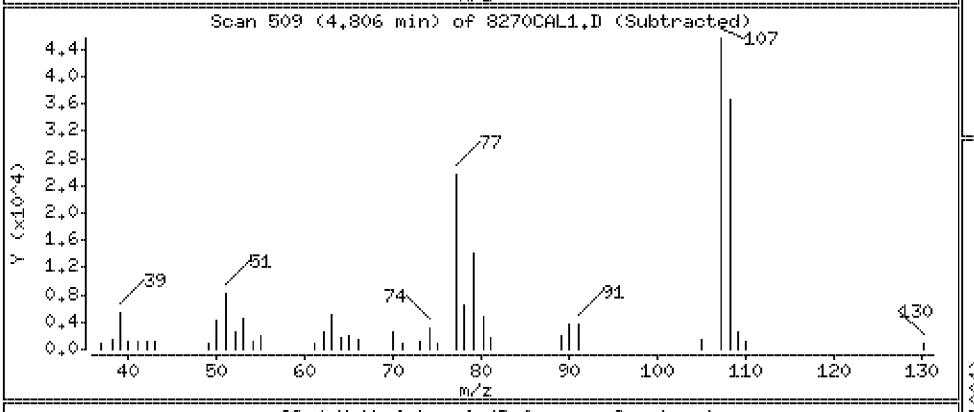

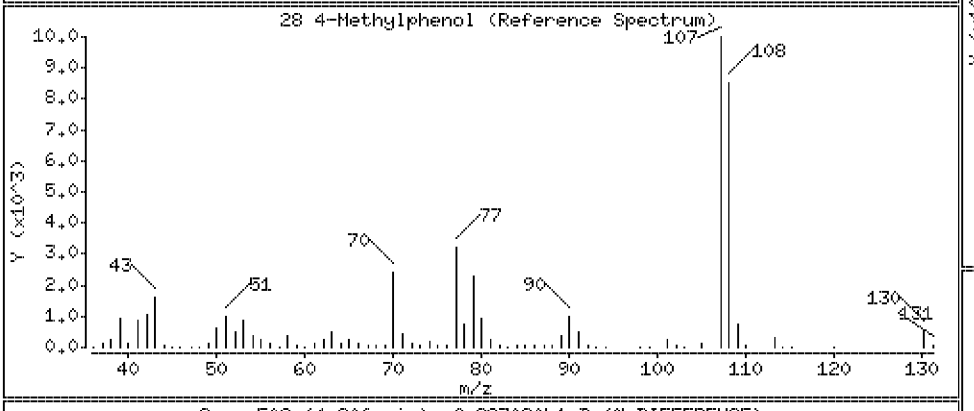

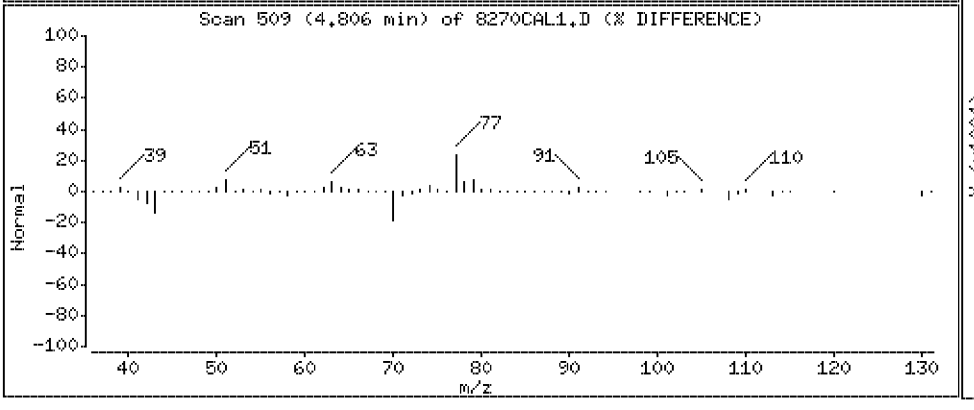

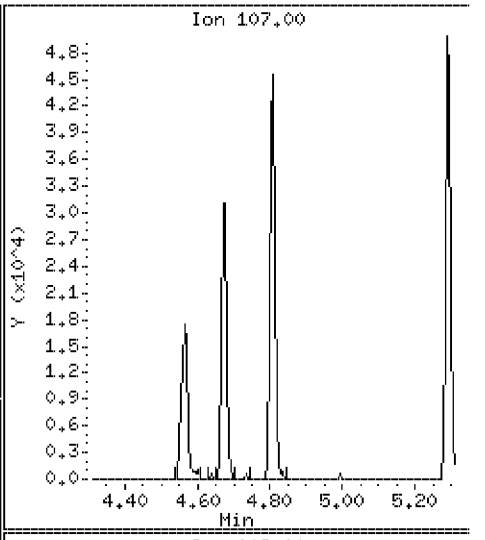

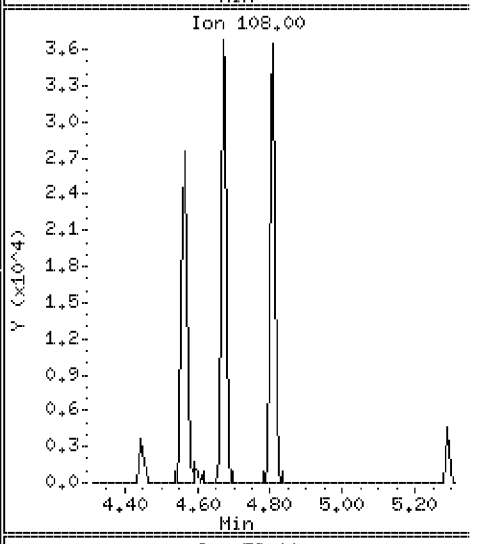

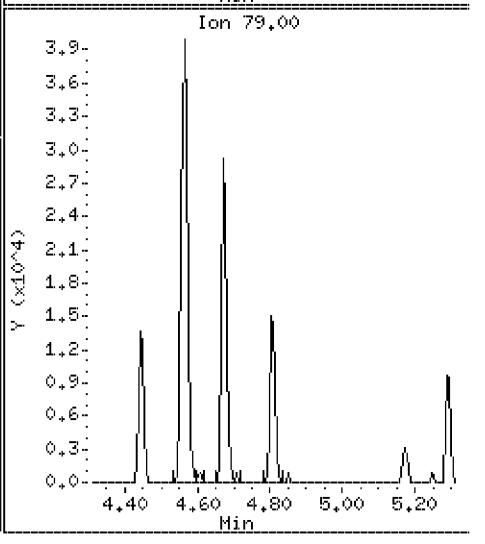

Data File: \\Svecd04\DD\chem\smsd03.i\S3042312.b\8270CAL1.D

Date : 23-APR-2012 12:45

Client ID: 8270CAL1 Instrument: smsd03.i

Sample Info: 45927

Purge Volume: 1000.0 Operator: PEL

Column phase: HPMS-5 Column diameter: 0.25

26 N-Nitrosodinpropylamine Concentration: 3.8 ug/l

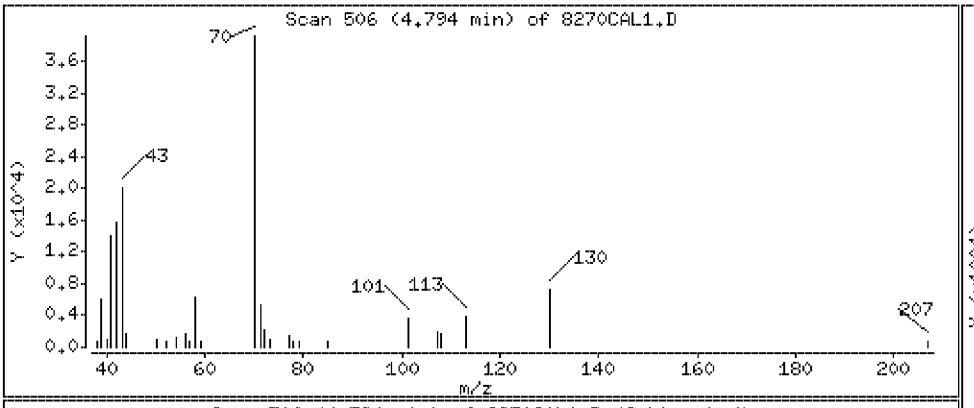

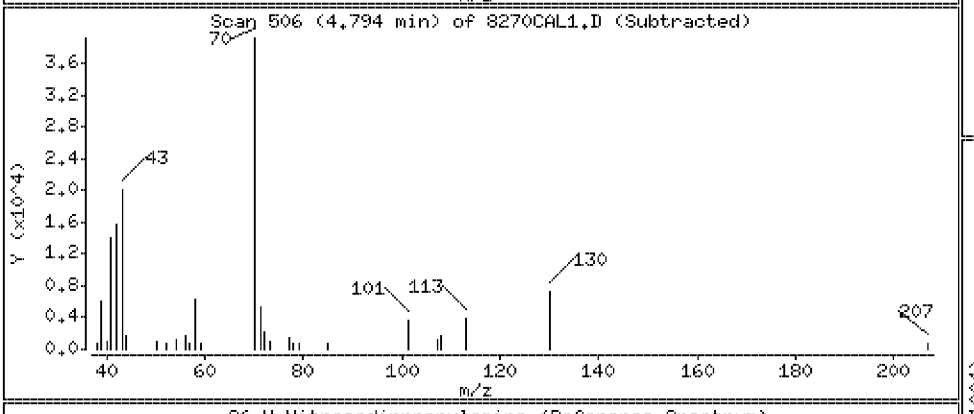

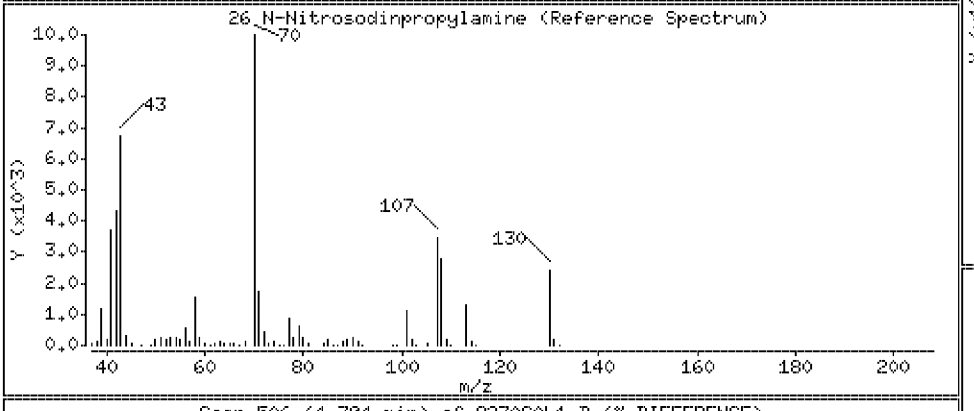

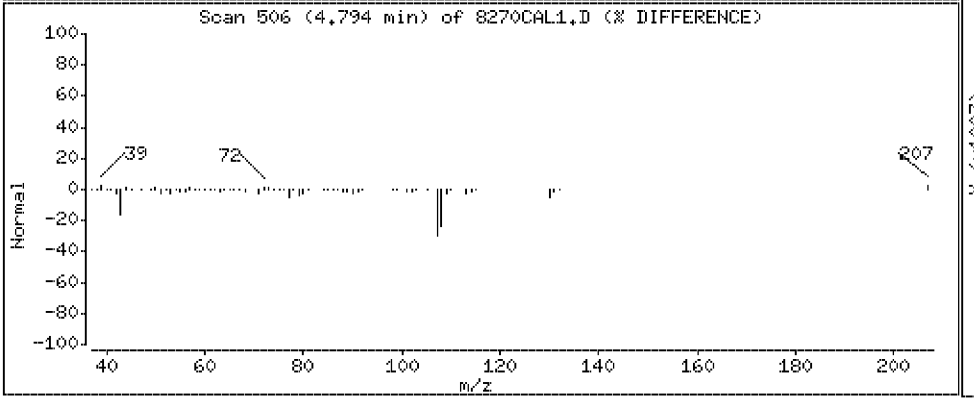

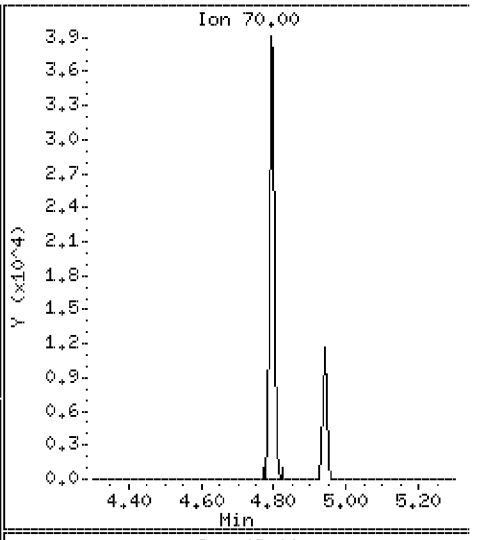

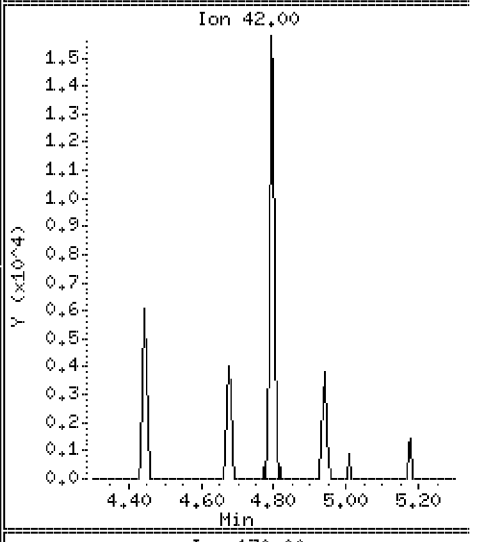

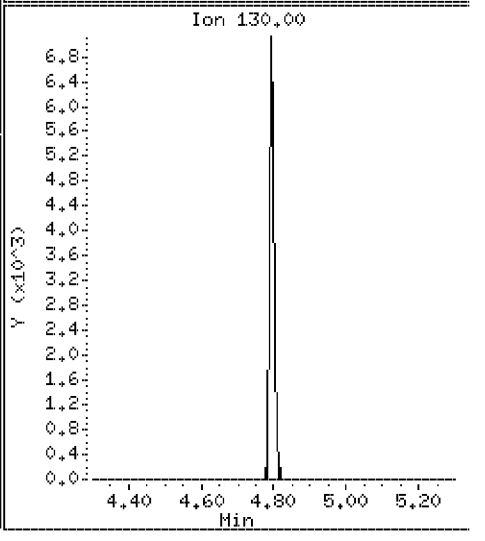

Data File: \\Svecd04\DD\chem\smsd03.i\S3042312.b\8270CAL1.D

Date : 23-APR-2012 12:45

Client ID: 8270CAL1 Instrument: smsd03.i

Sample Info: 45927

Purge Volume: 1000.0 Operator: PEL

Column phase: HPMS-5 Column diameter: 0.25

30 Hexachloroethane Concentration: 3.9 ug/l

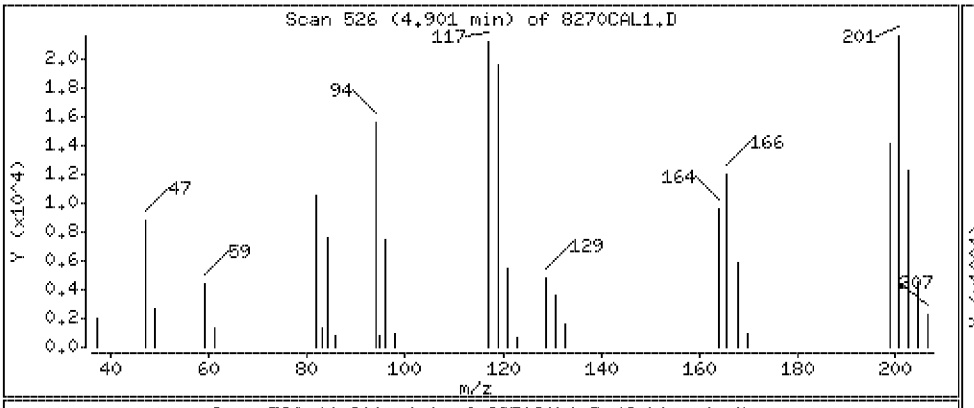

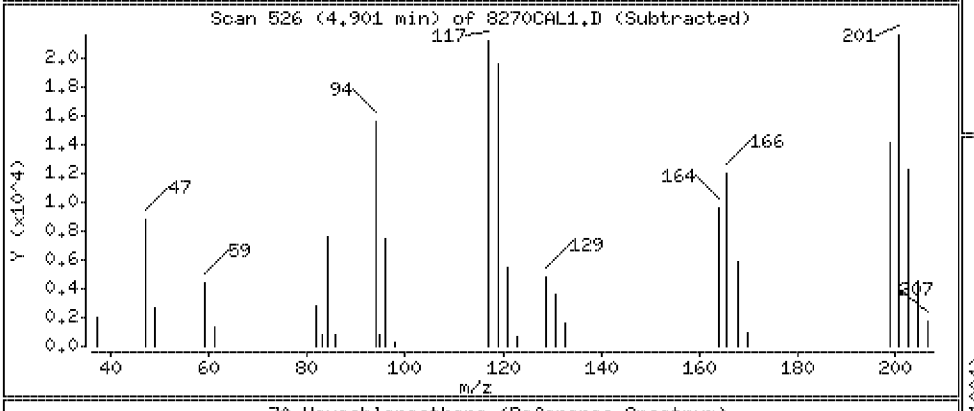

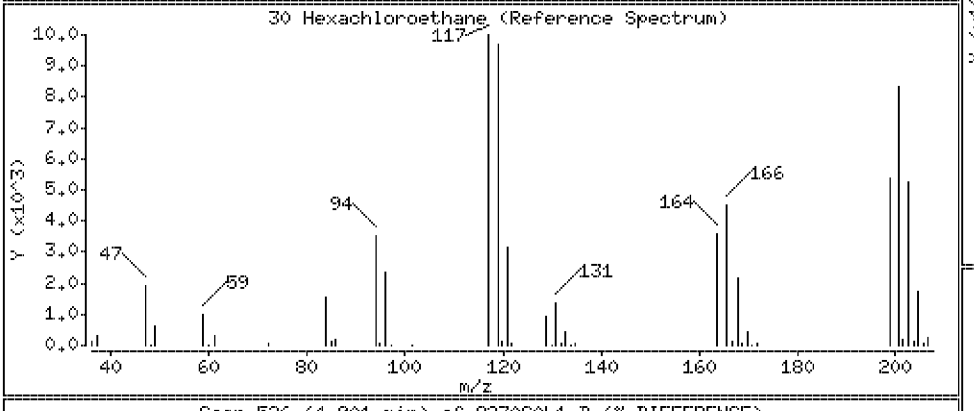

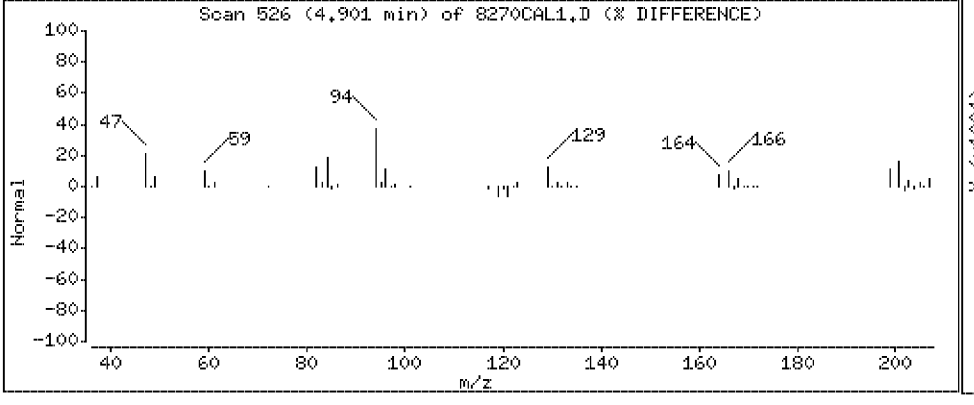

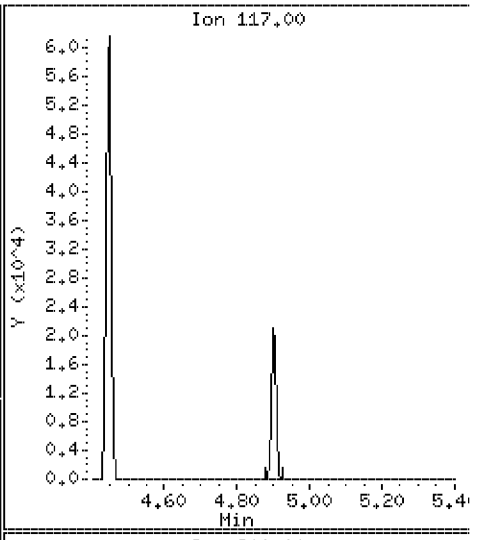

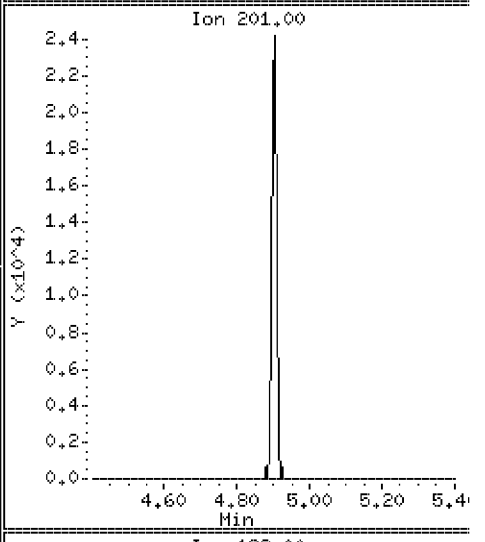

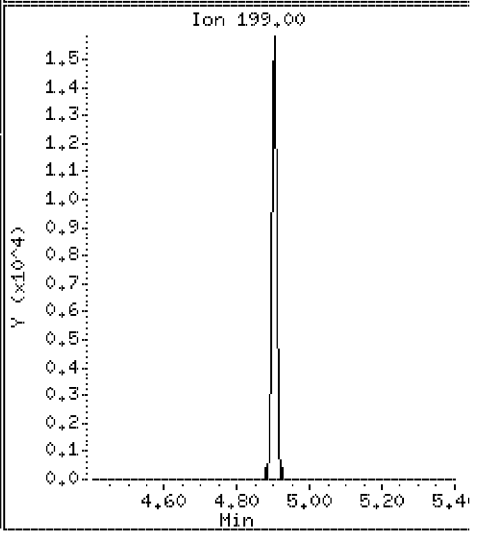

Data File: \\Svecd04\DD\chem\smsd03.i\S3042312.b\8270CAL1.D

Date : 23-APR-2012 12:45

Client ID: 8270CAL1 Instrument: smsd03.i

Sample Info: 45927

Purge Volume: 1000.0 Operator: PEL

Column phase: HPMS-5 Column diameter: 0.25

32 Nitrobenzene Concentration: 4.0 ug/l

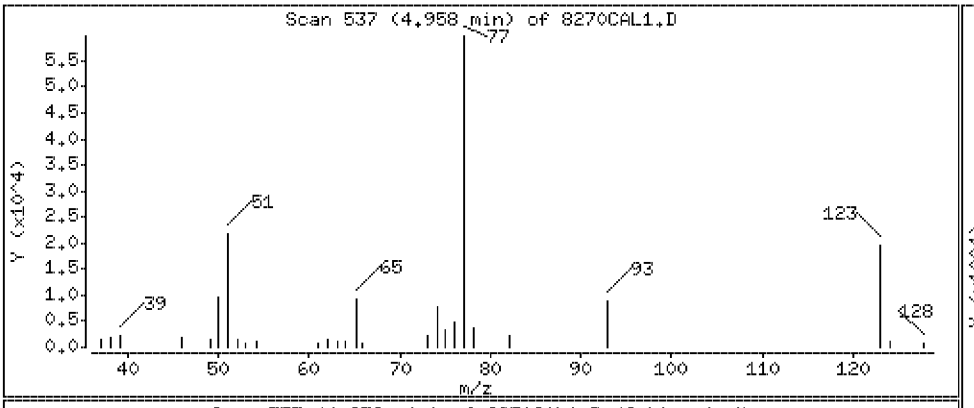

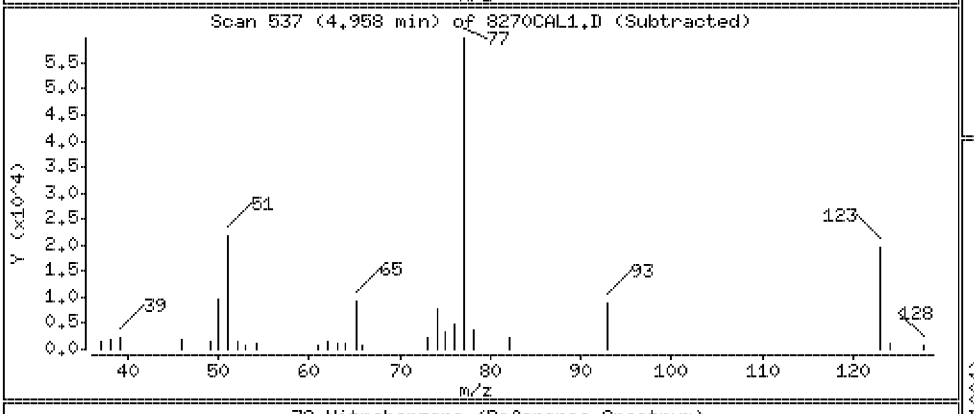

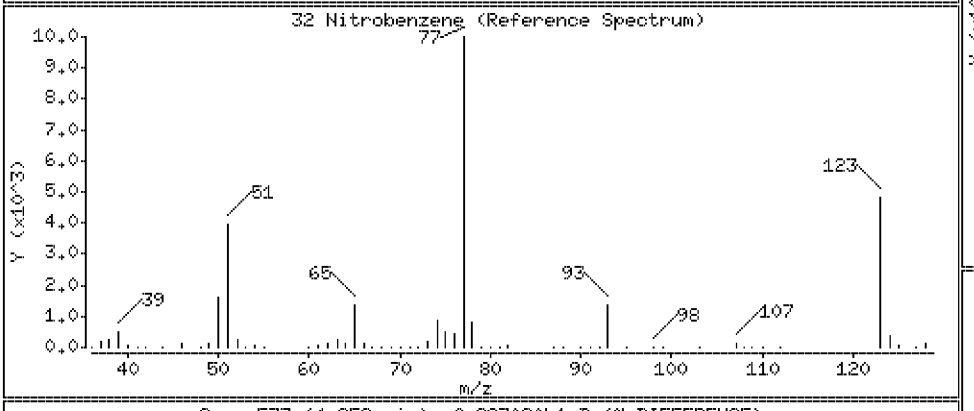

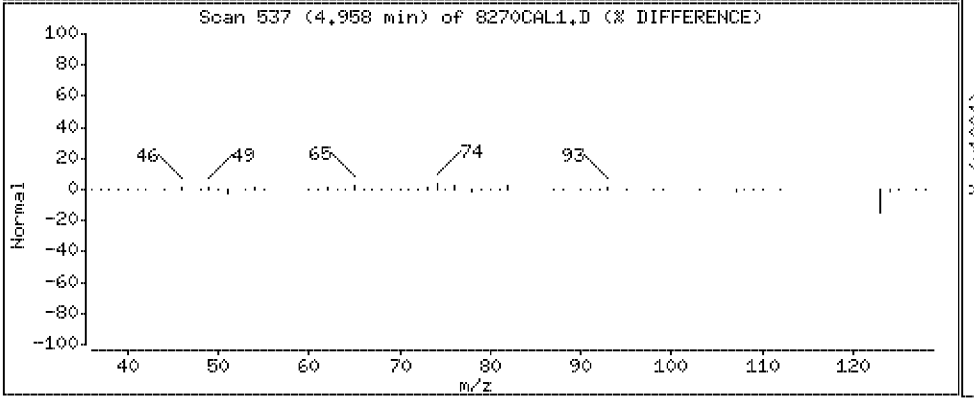

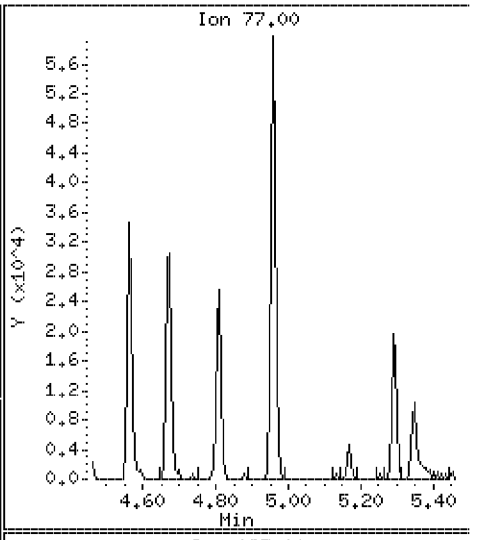

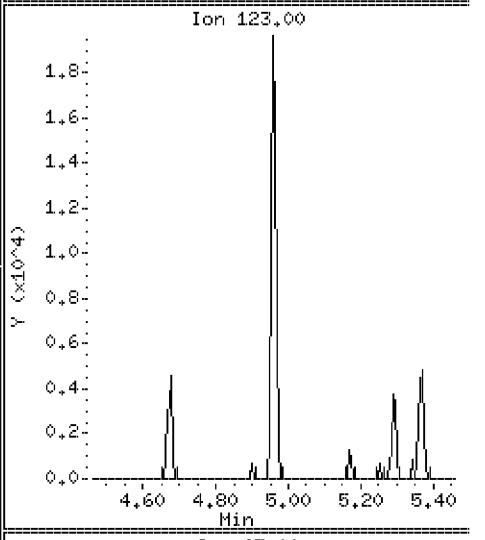

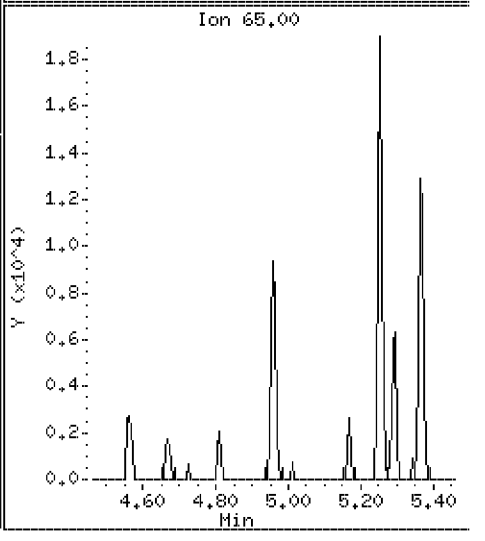

Data File: \\Svecd04\DD\chem\smsd03.i\S3042312.b\8270CAL1.D

Date : 23-APR-2012 12:45

Client ID: 8270CAL1 Instrument: smsd03.i

Sample Info: 45927

Purge Volume: 1000.0 Operator: PEL

Column phase: HPMS-5 Column diameter: 0.25

34 Isophorone Concentration: 4.2 ug/l

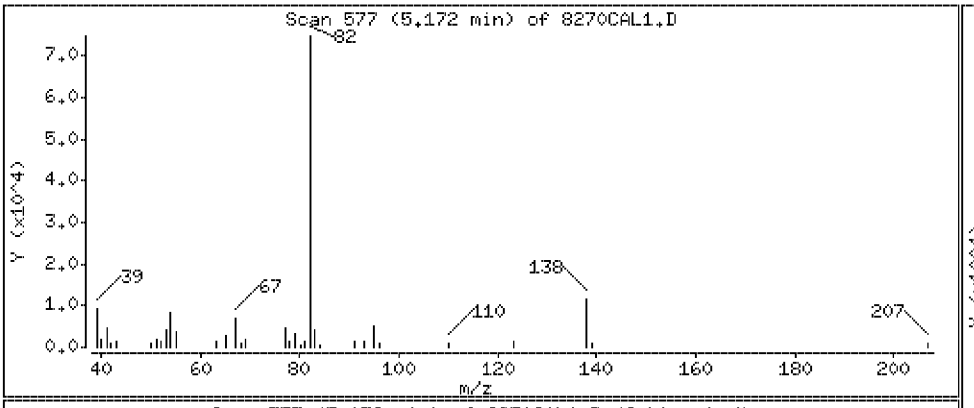

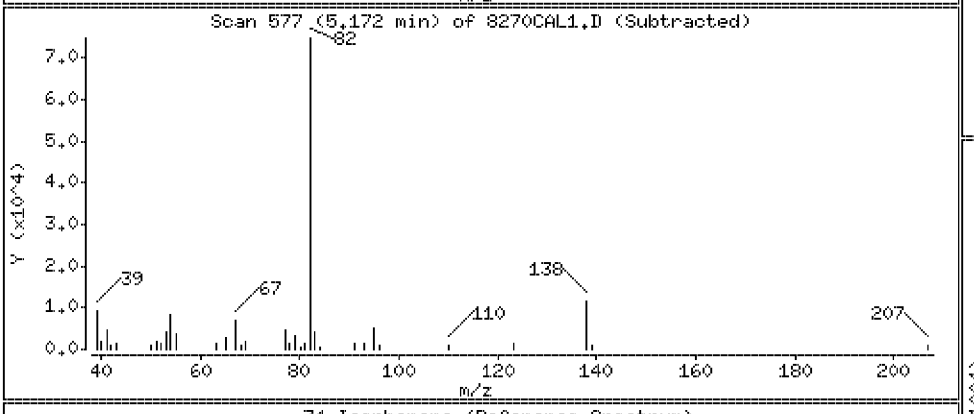

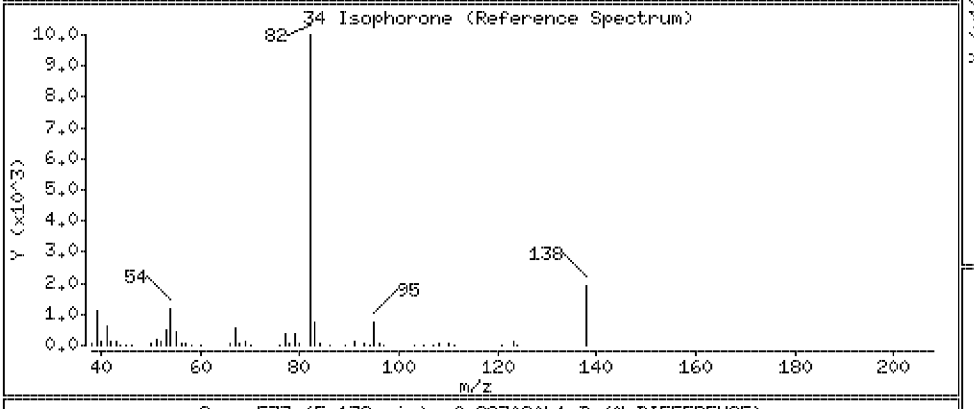

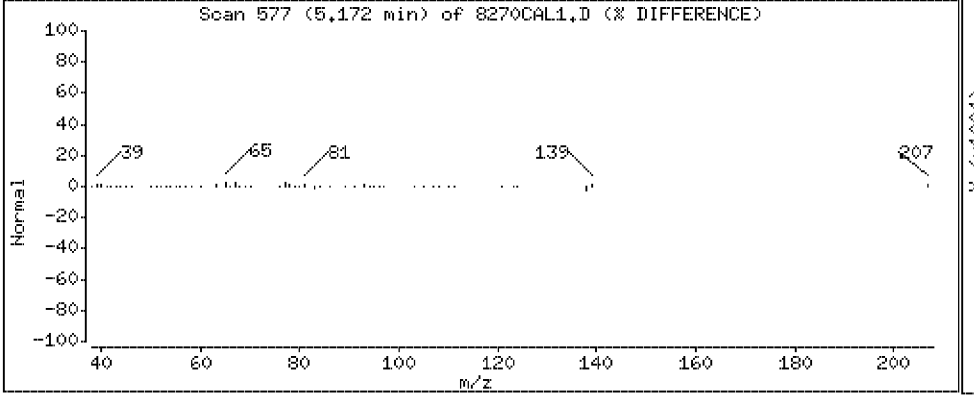

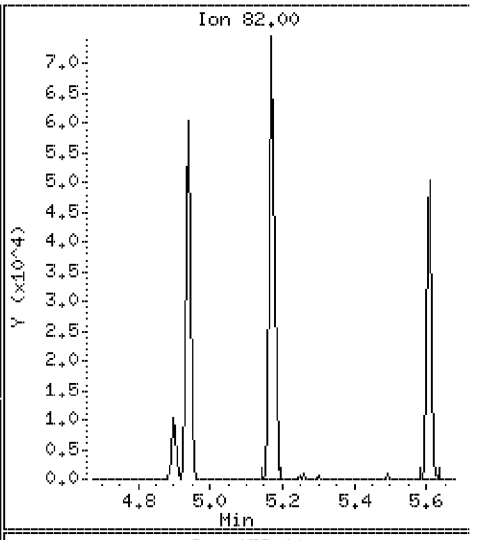

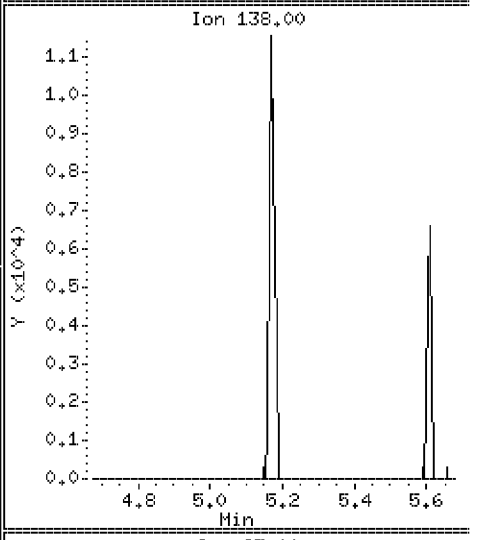

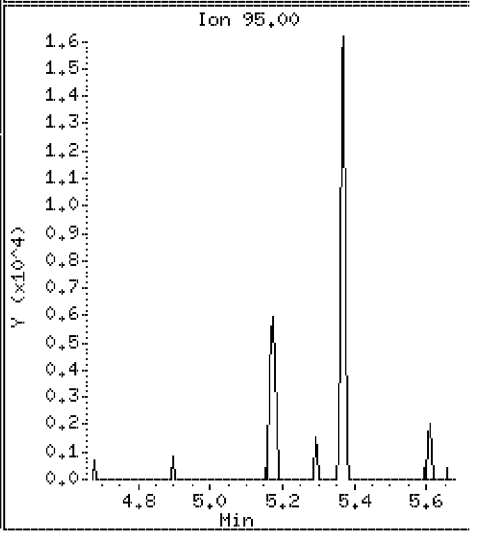

Data File: \\Svecd04\DD\chem\smsd03.i\S3042312.b\8270CAL1.D

Date : 23-APR-2012 12:45

Client ID: 8270CAL1 Instrument: smsd03.i

Sample Info: 45927

Purge Volume: 1000.0 Operator: PEL

Column phase: HPMS-5 Column diameter: 0.25

35 2-Nitrophenol Concentration: 3.6 ug/l

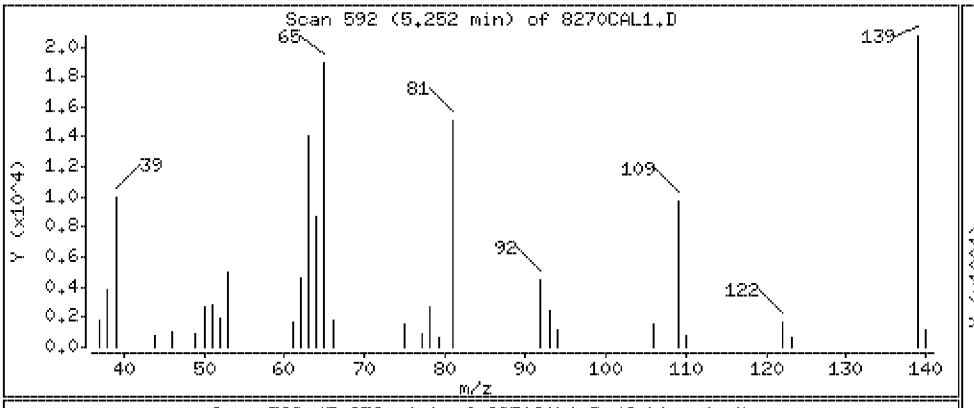

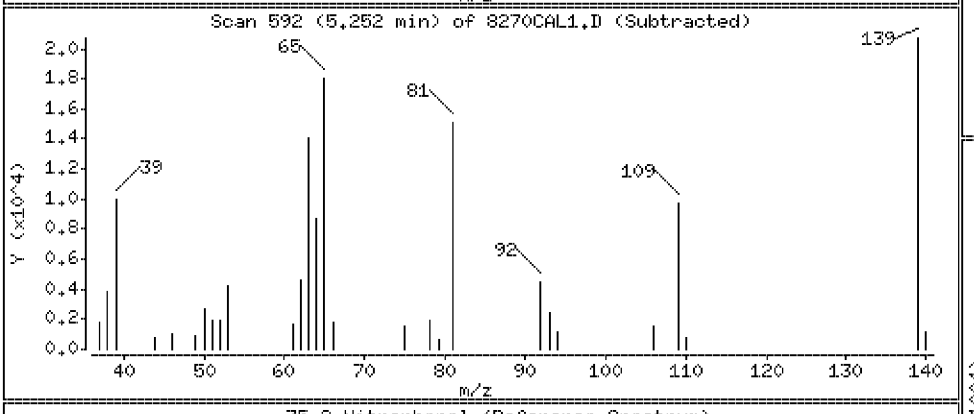

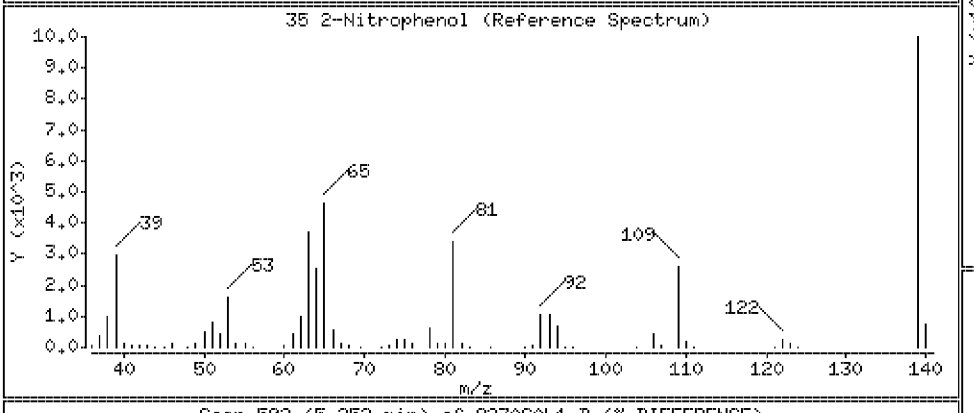

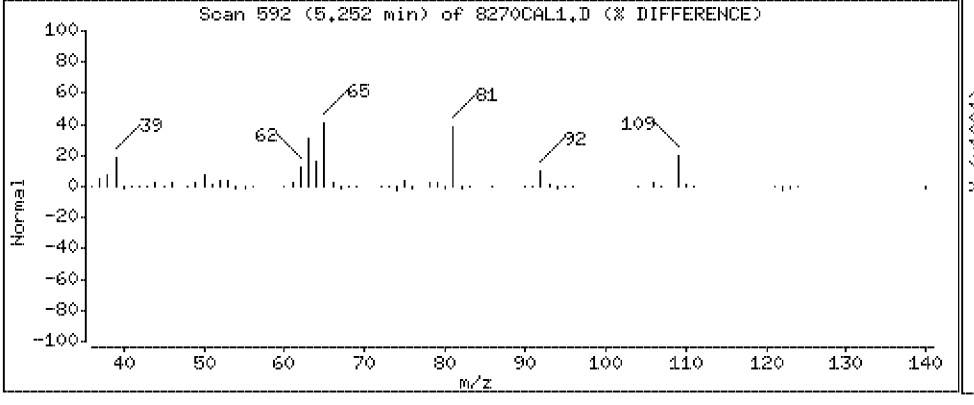

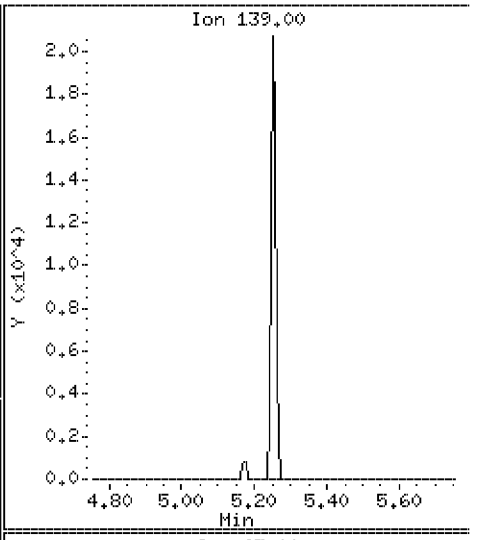

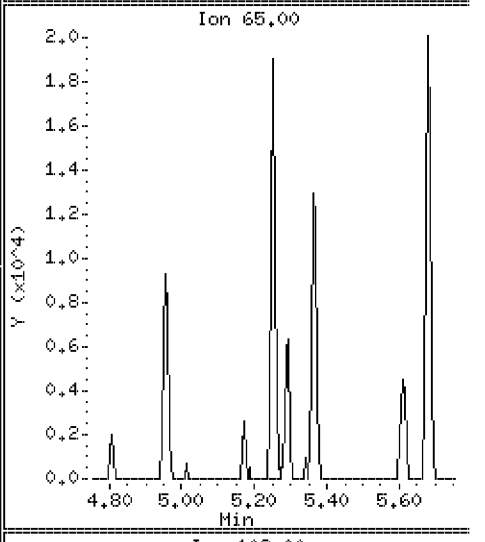

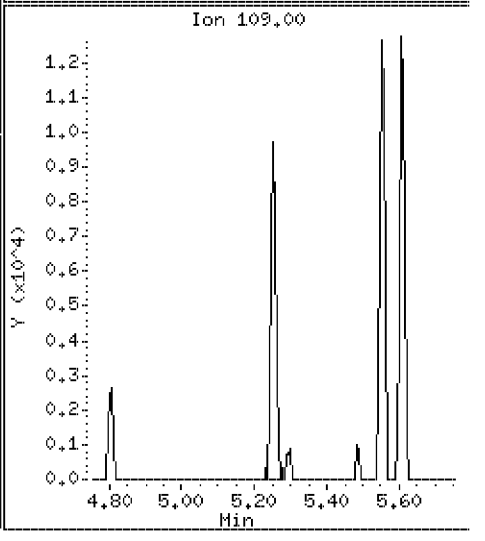

Data File: \\Svecd04\DD\chem\smsd03.i\S3042312.b\8270CAL1.D

Date : 23-APR-2012 12:45

Client ID: 8270CAL1 Instrument: smsd03.i

Sample Info: 45927

Purge Volume: 1000.0 Operator: PEL

Column phase: HPMS-5 Column diameter: 0.25

36 2,4-Dimethylphenol Concentration: 4.0 ug/l

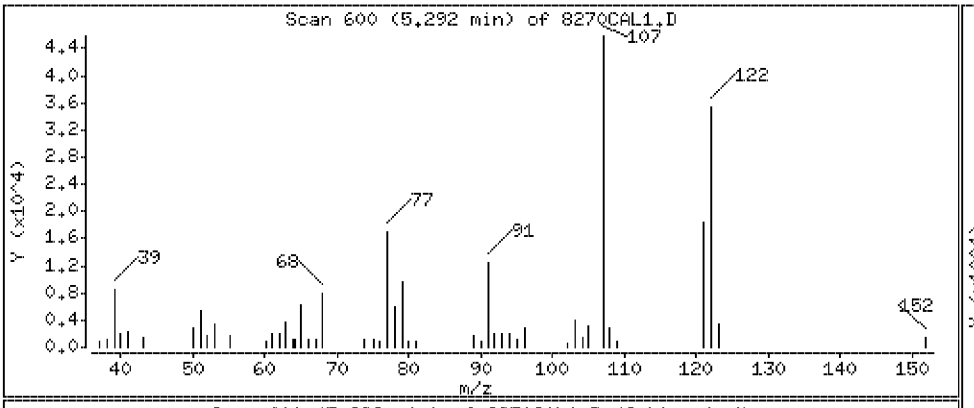

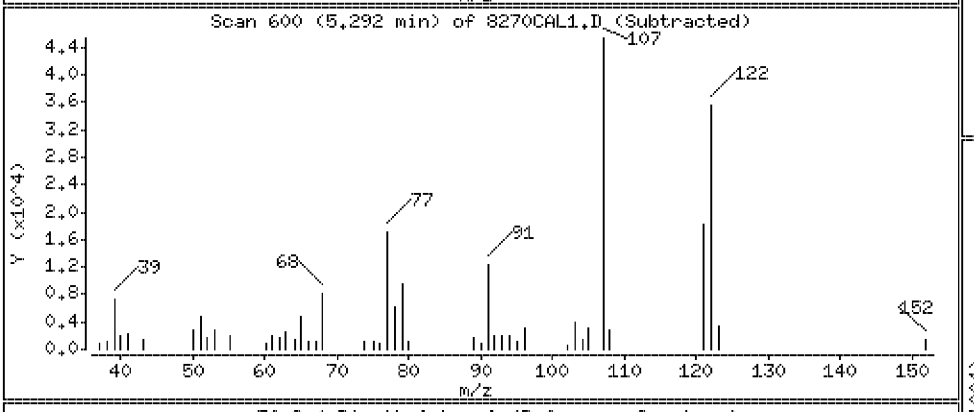

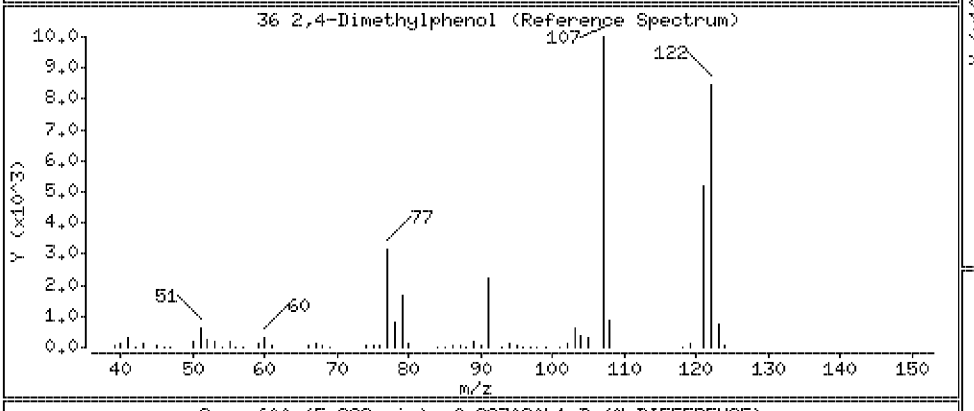

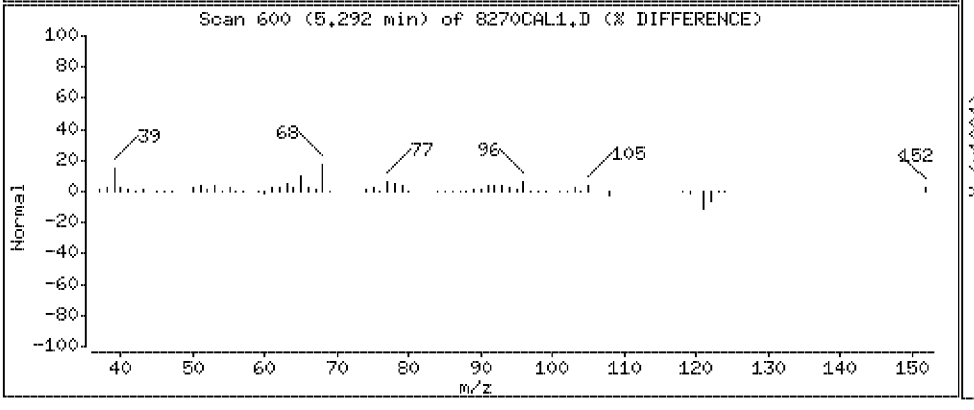

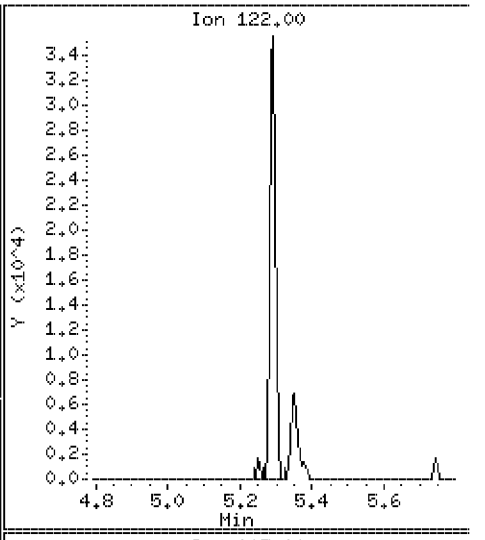

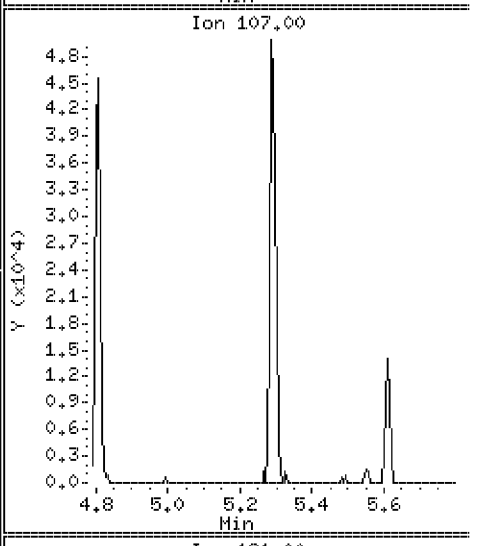

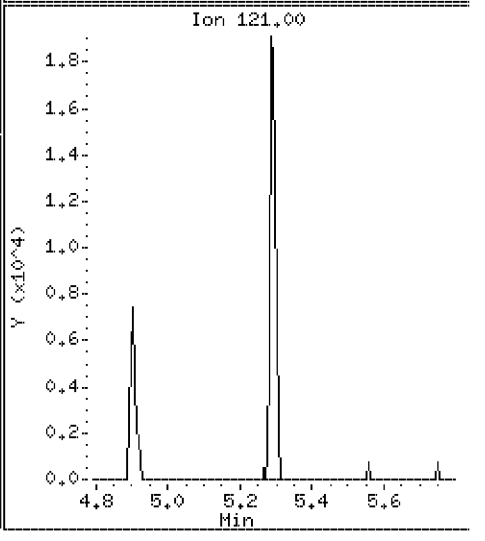

Data File: \\Svecd04\DD\chem\smsd03.i\S3042312.b\8270CAL1.D

Date : 23-APR-2012 12:45

Client ID: 8270CAL1 Instrument: smsd03.i

Sample Info: 45927

Purge Volume: 1000.0 Operator: PEL

Column phase: HPMS-5 Column diameter: 0.25

38 Bis(2-Chloroethoxy)methane Concentration: 3.9 ug/l

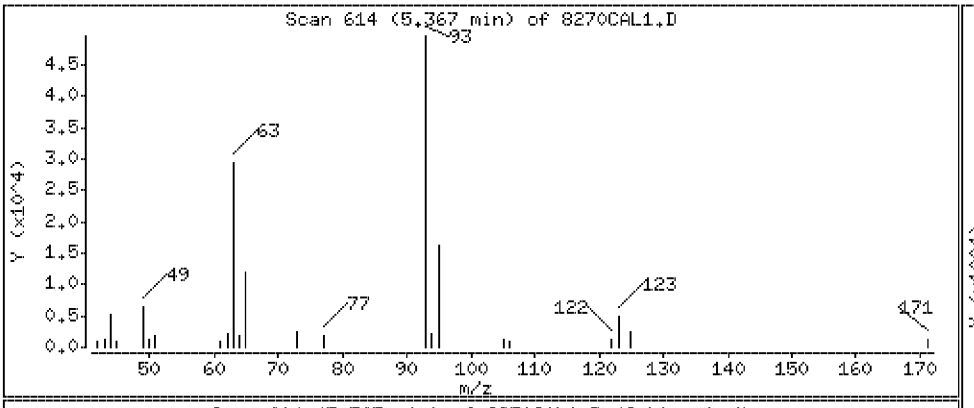

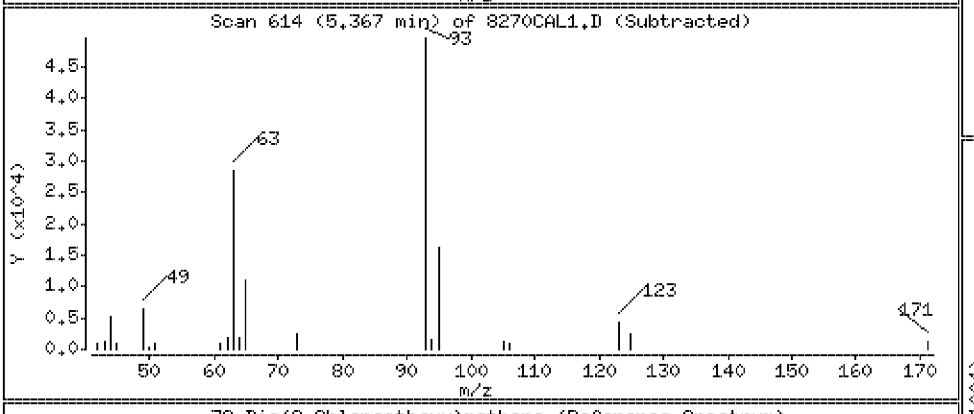

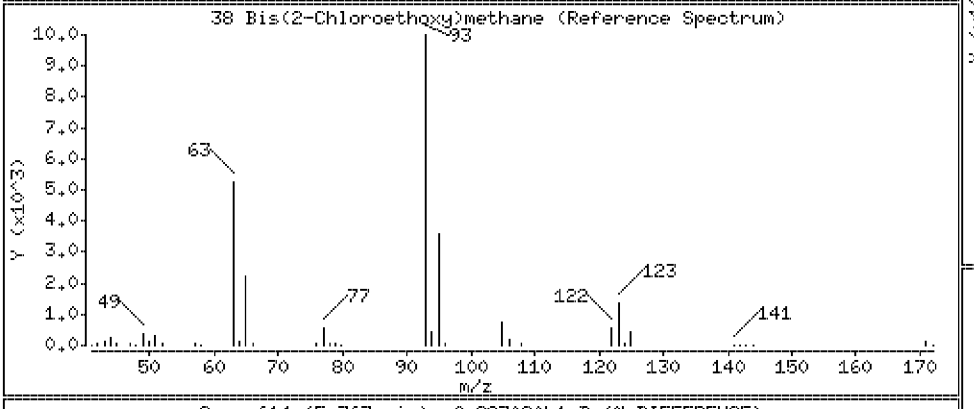

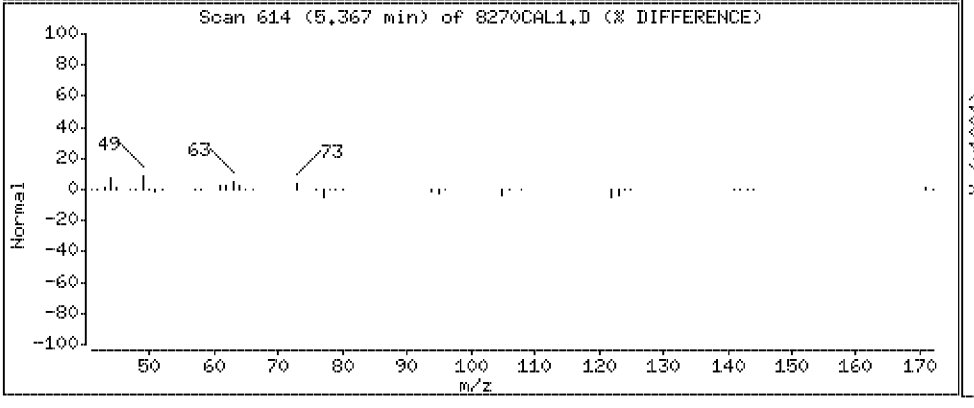

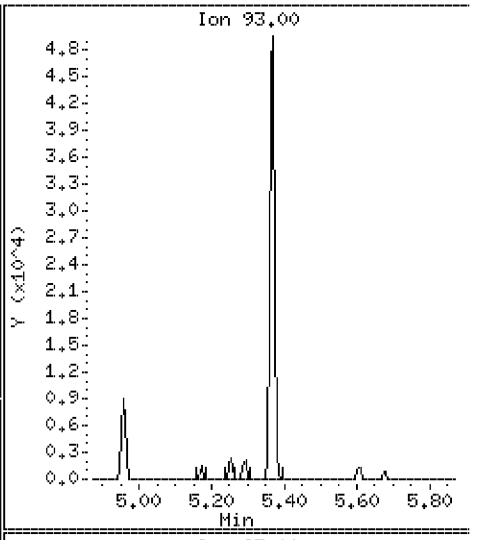

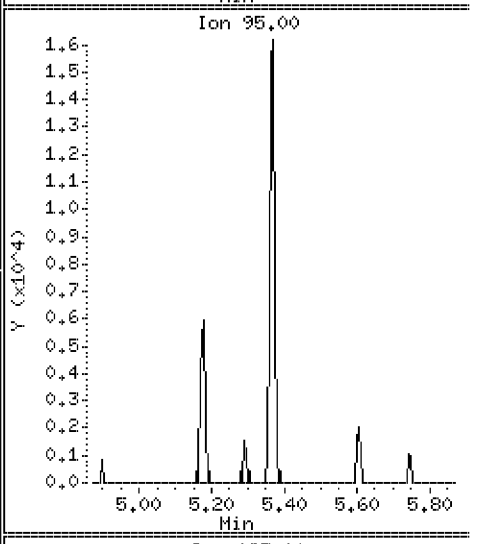

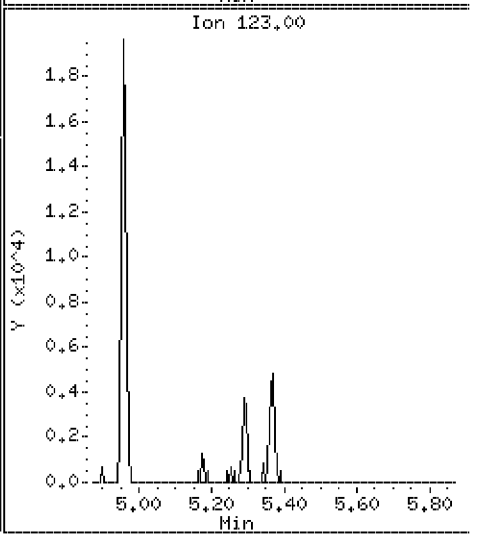

Data File: \\Svecd04\DD\chem\smsd03.i\S3042312.b\8270CAL1.D

Date : 23-APR-2012 12:45

Client ID: 8270CAL1 Instrument: smsd03.i

Sample Info: 45927

Purge Volume: 1000.0 Operator: PEL

Column phase: HPMS-5 Column diameter: 0.25

40 Benzoic Acid Concentration: 5.9 ug/l

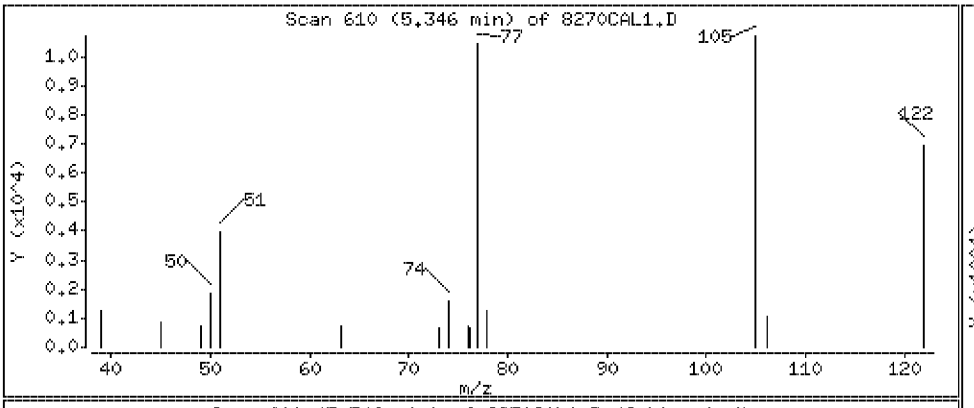

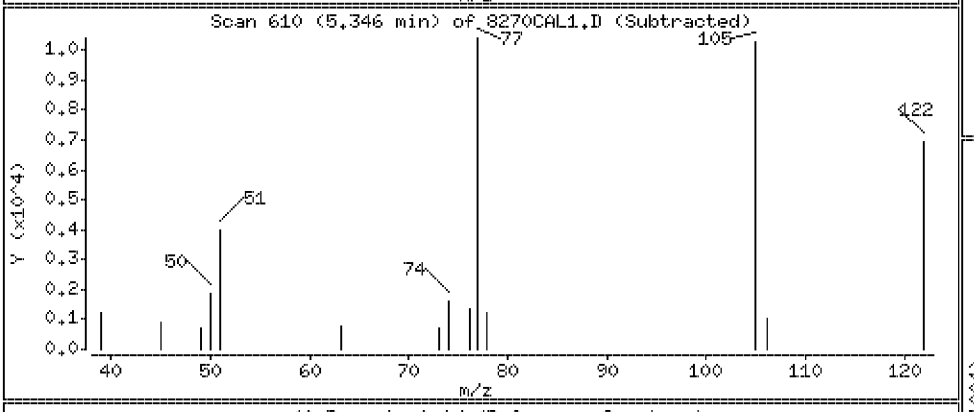

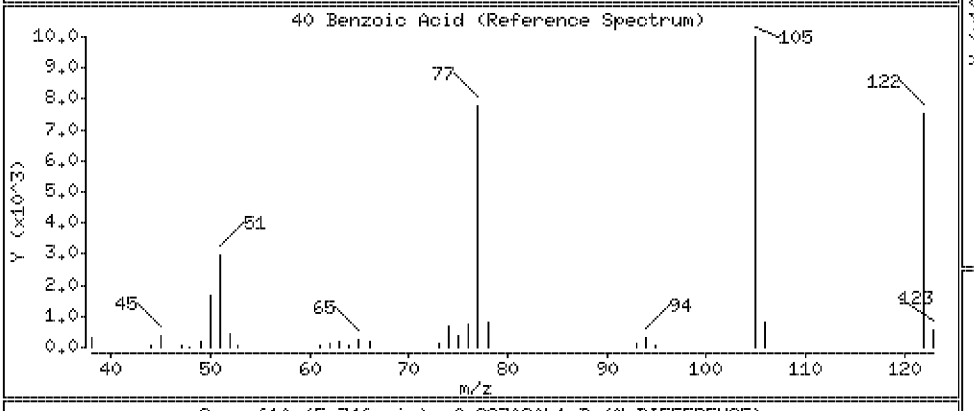

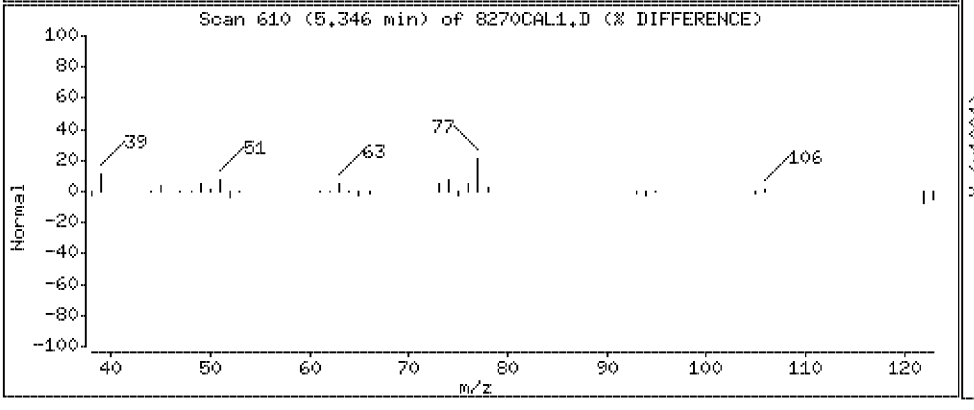

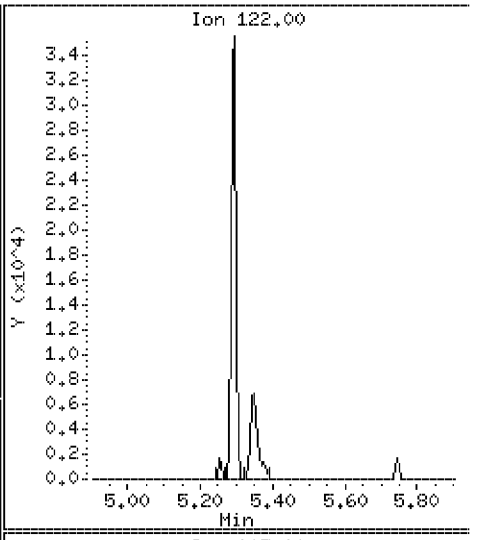

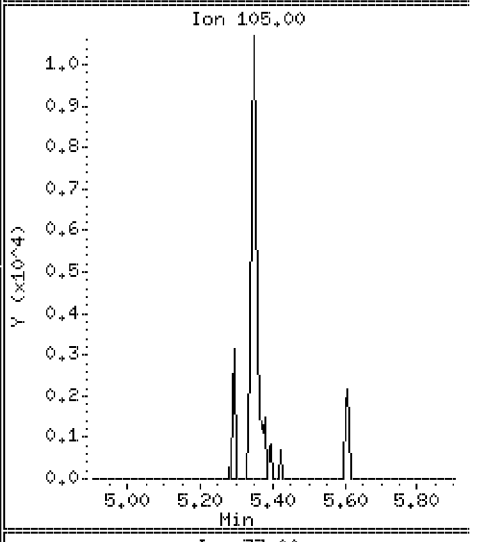

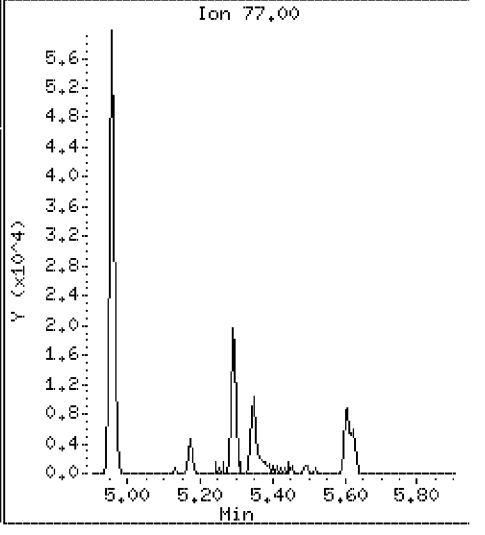

Data File: \\Svecd04\DD\chem\smsd03.i\S3042312.b\8270CAL1.D

Date : 23-APR-2012 12:45

Client ID: 8270CAL1 Instrument: smsd03.i

Sample Info: 45927

Purge Volume: 1000.0 Operator: PEL

Column phase: HPMS-5 Column diameter: 0.25

41 2,4-Dichlorophenol Concentration: 3.6 ug/l

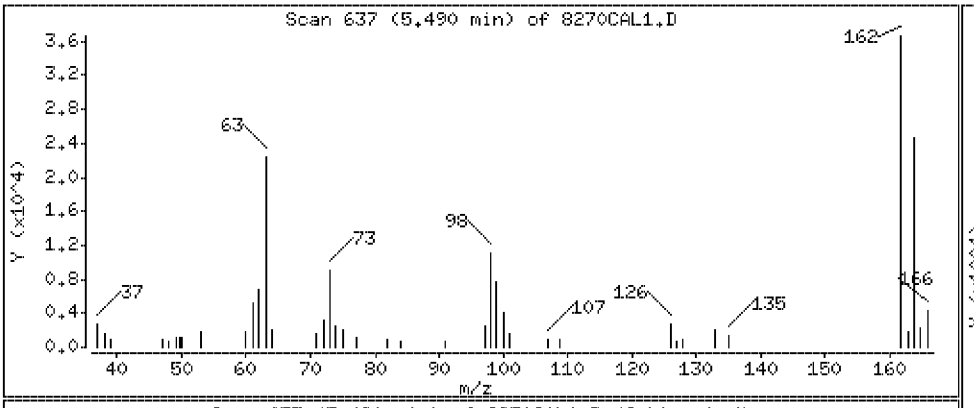

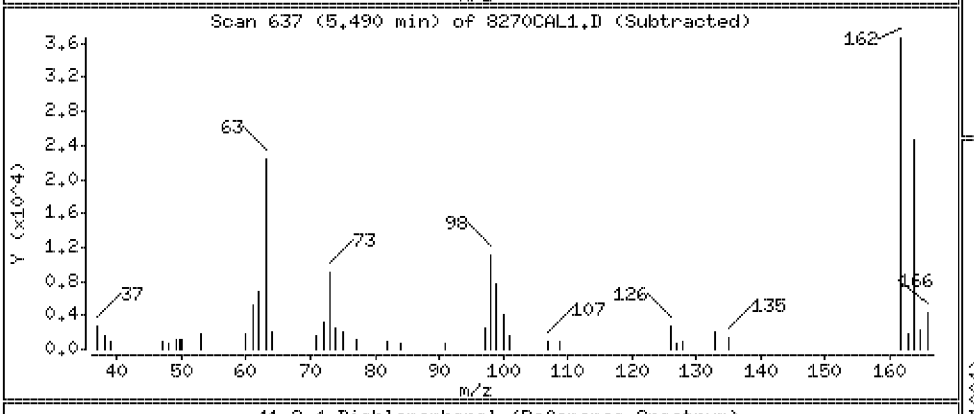

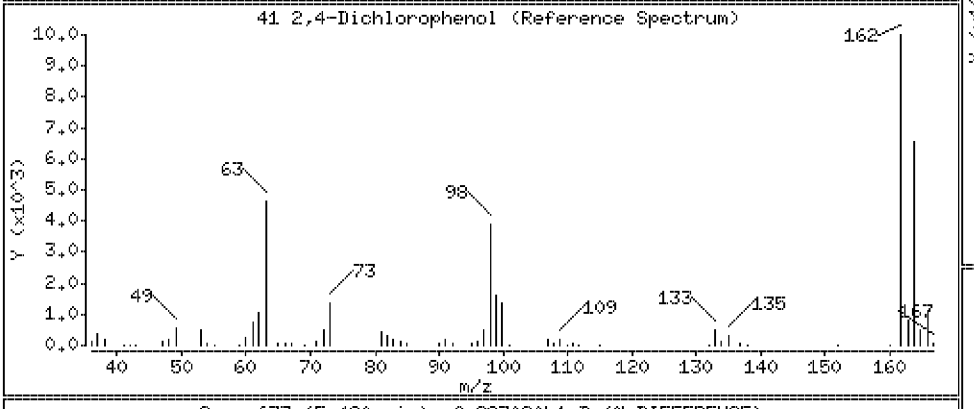

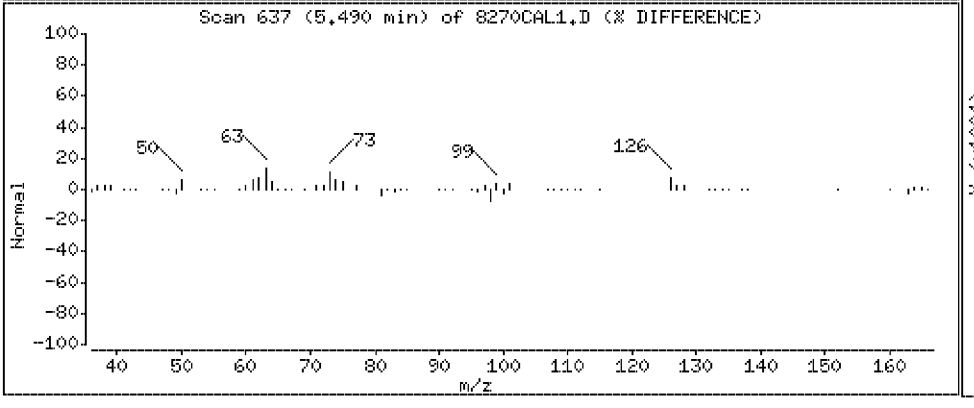

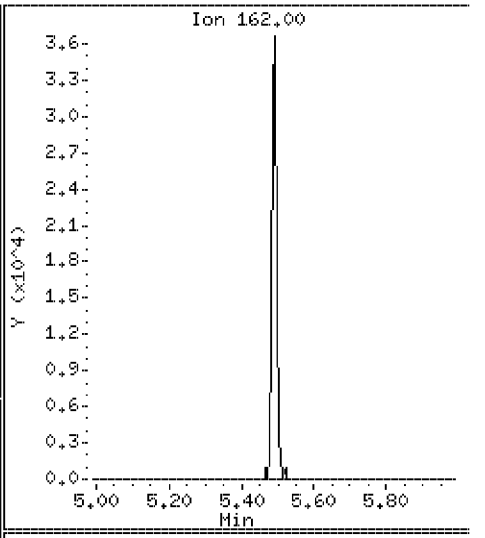

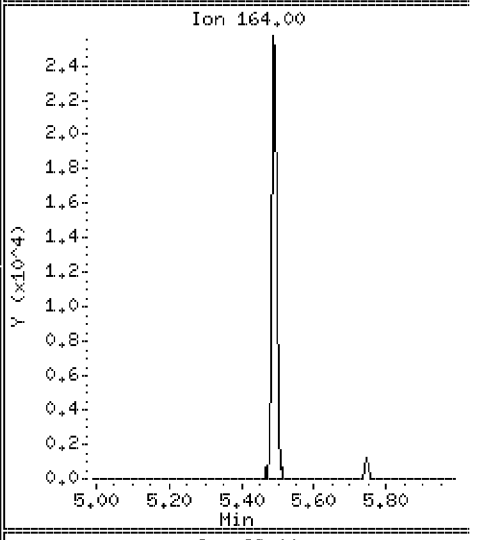

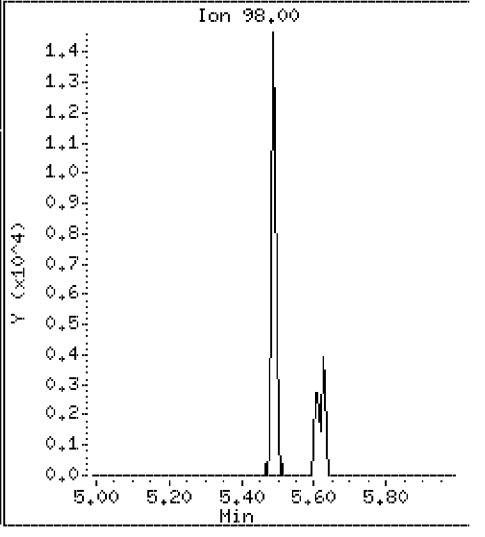

Data File: \\Svecd04\DD\chem\smsd03.i\S3042312.b\8270CAL1.D

Date : 23-APR-2012 12:45

Client ID: 8270CAL1 Instrument: smsd03.i

Sample Info: 45927

Purge Volume: 1000.0 Operator: PEL

Column phase: HPMS-5 Column diameter: 0.25

42 1,2,4-Trichlorobenzene Concentration: 4.0 ug/l

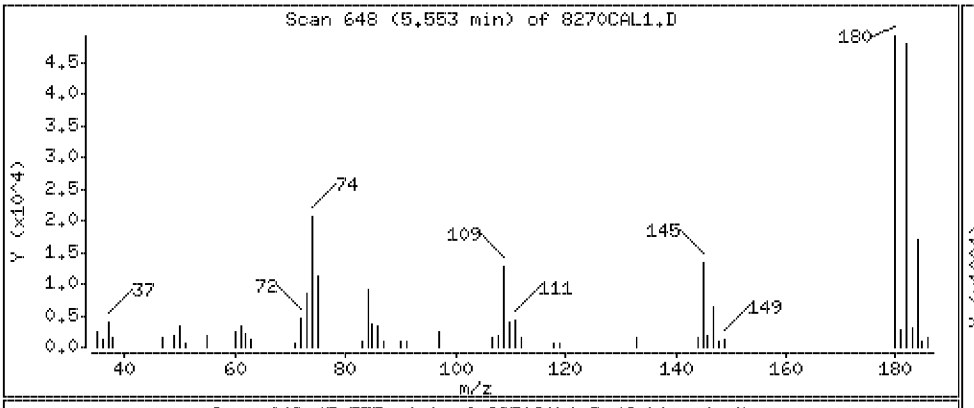

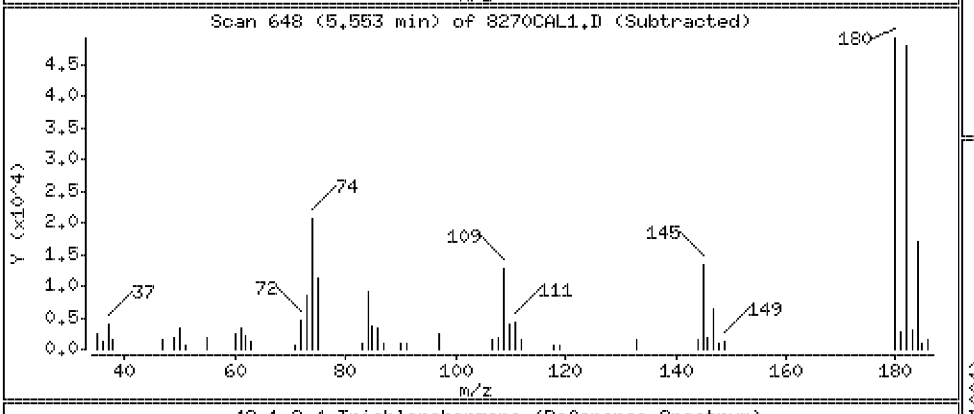

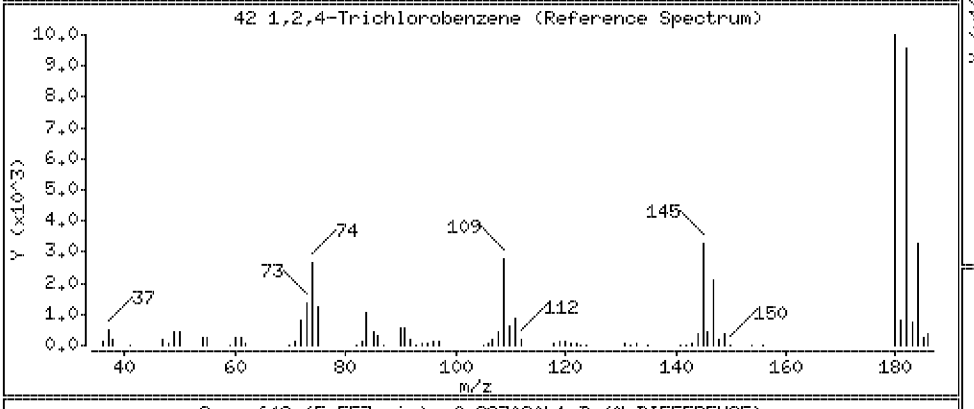

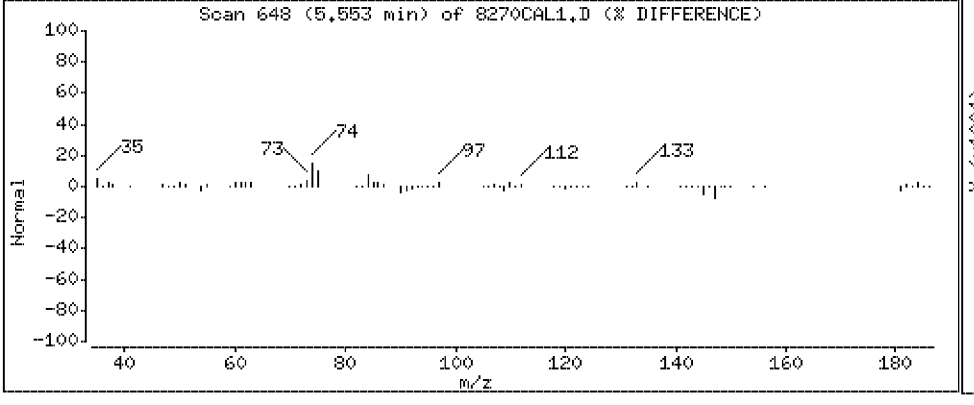

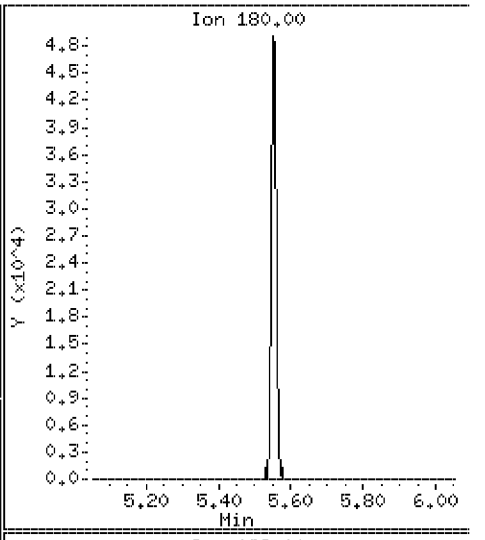

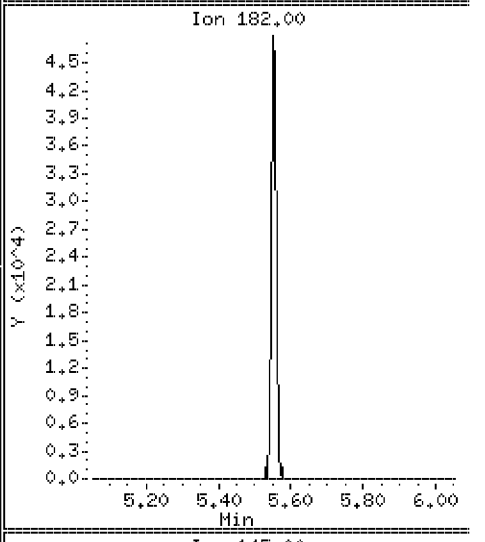

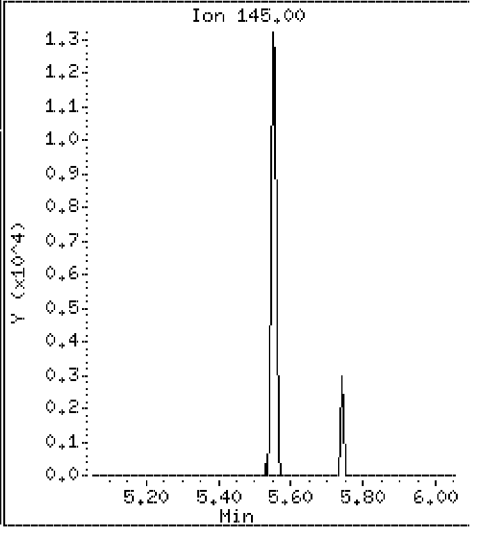

Data File: \\Svecd04\DD\chem\smsd03.i\S3042312.b\8270CAL1.D

Date : 23-APR-2012 12:45

Client ID: 8270CAL1 Instrument: smsd03.i

Sample Info: 45927

Purge Volume: 1000.0 Operator: PEL

Column phase: HPMS-5 Column diameter: 0.25

44 Naphthalene Concentration: 4.1 ug/l

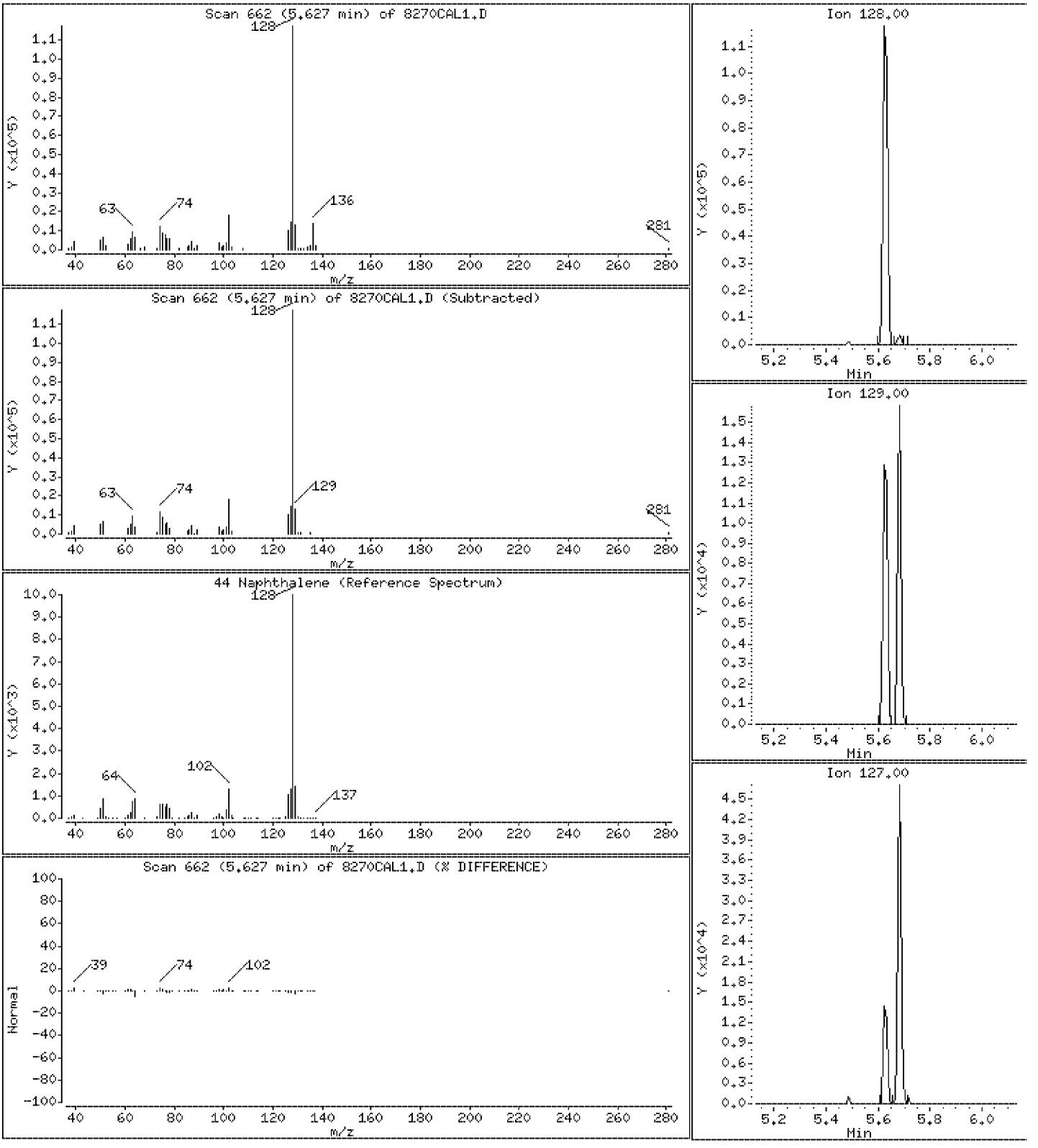

Data File: \\Svecd04\DD\chem\smsd03.i\S3042312.b\8270CAL1.D

Date : 23-APR-2012 12:45

Client ID: 8270CAL1 Instrument: smsd03.i

Sample Info: 45927

Purge Volume: 1000.0 Operator: PEL

Column phase: HPMS-5 Column diameter: 0.25

45 4-Chloroaniline Concentration: 4.0 ug/l

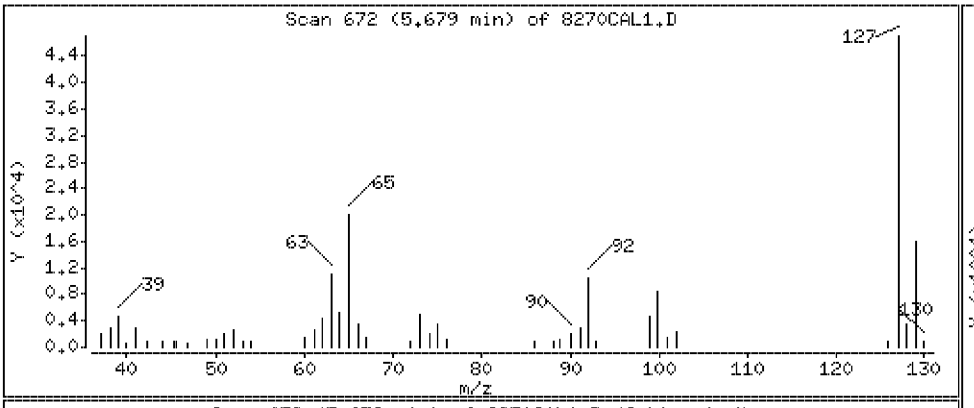

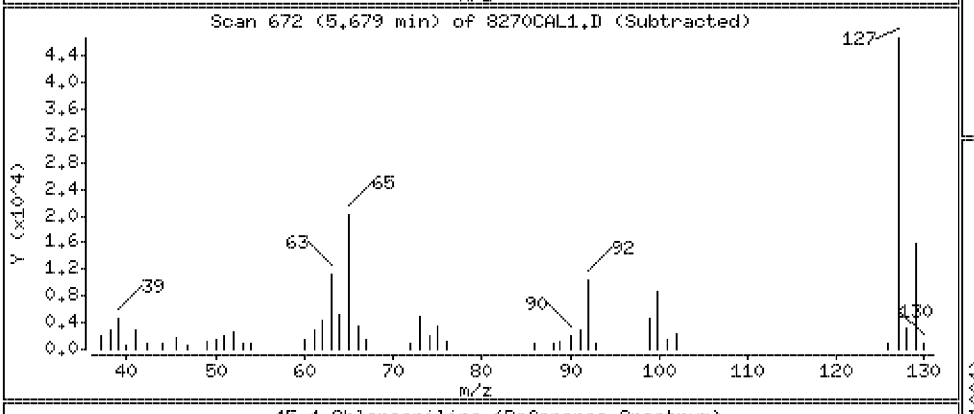

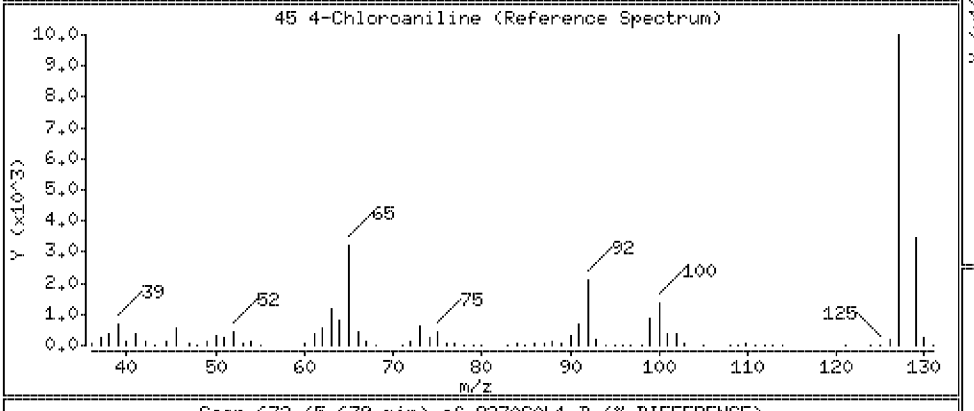

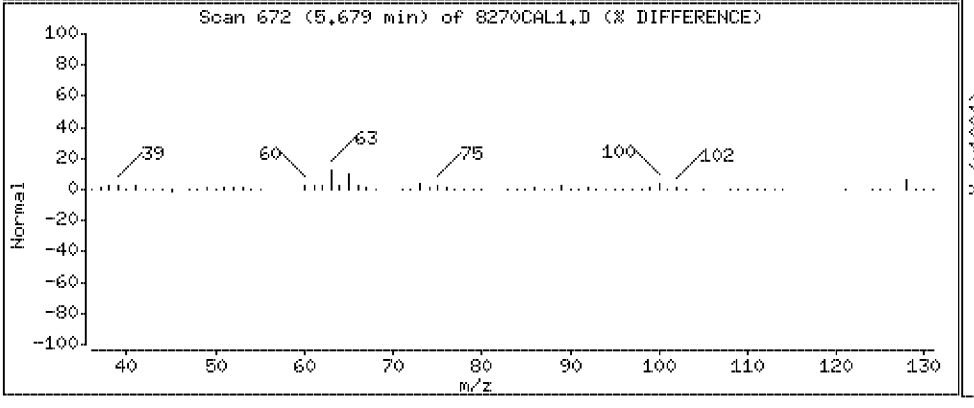

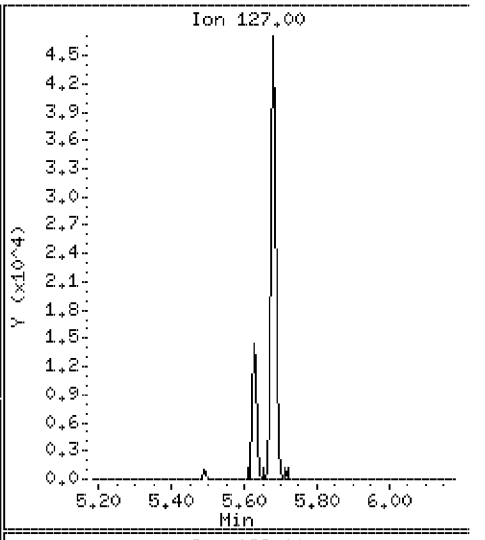

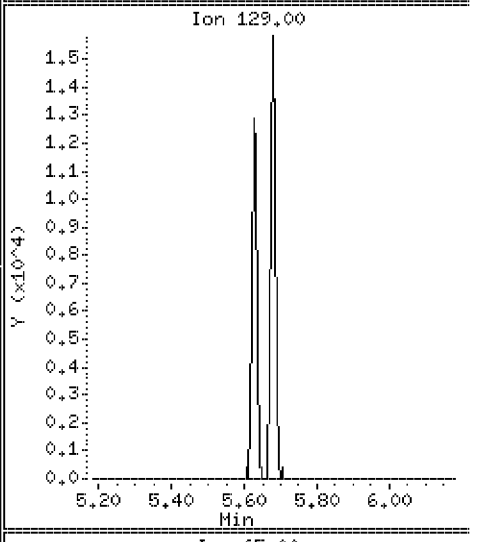

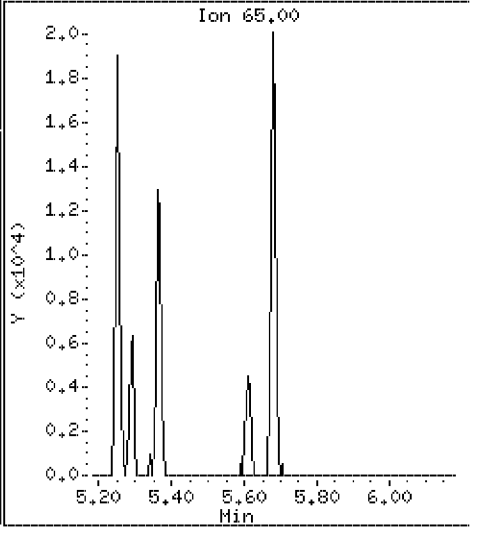

Data File: \\Svecd04\DD\chem\smsd03.i\S3042312.b\8270CAL1.D

Date : 23-APR-2012 12:45

Client ID: 8270CAL1 Instrument: smsd03.i

Sample Info: 45927

Purge Volume: 1000.0 Operator: PEL

Column phase: HPMS-5 Column diameter: 0.25

48 Hexachlorobutadiene Concentration: 3.9 ug/l

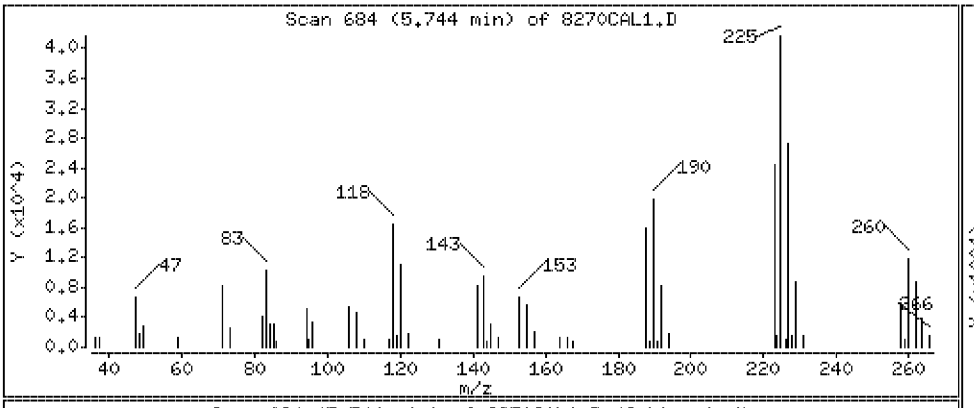

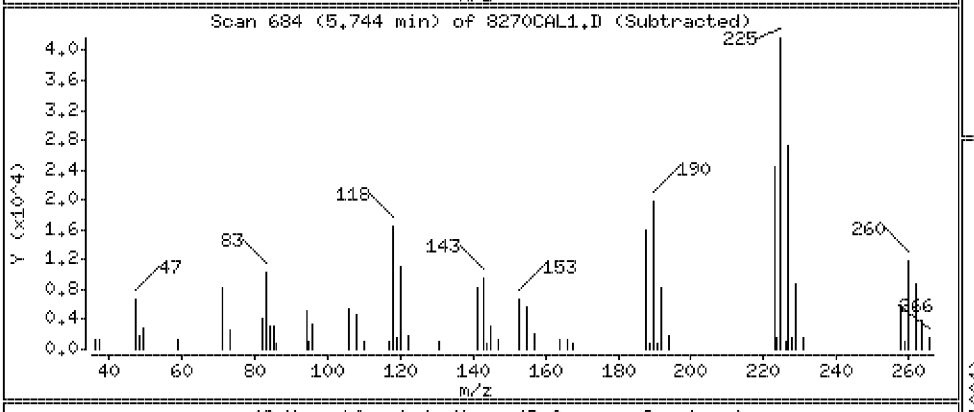

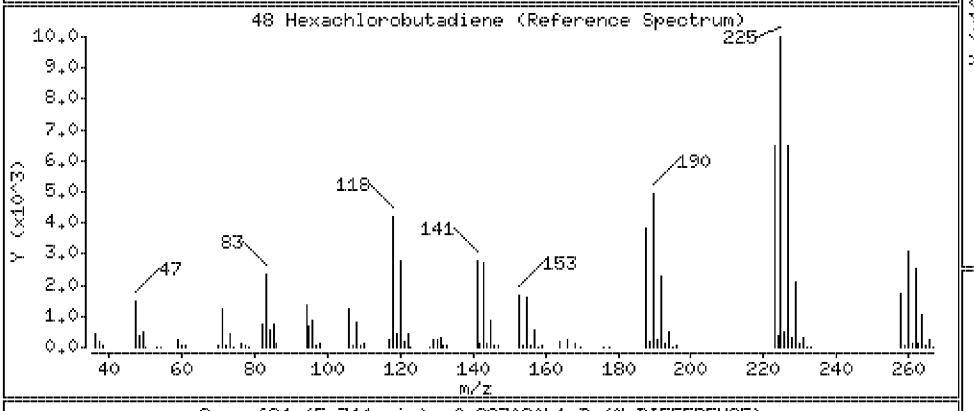

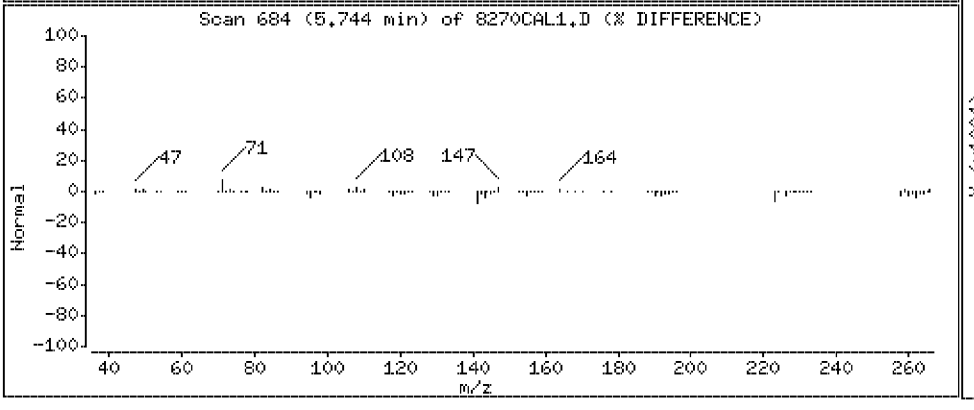

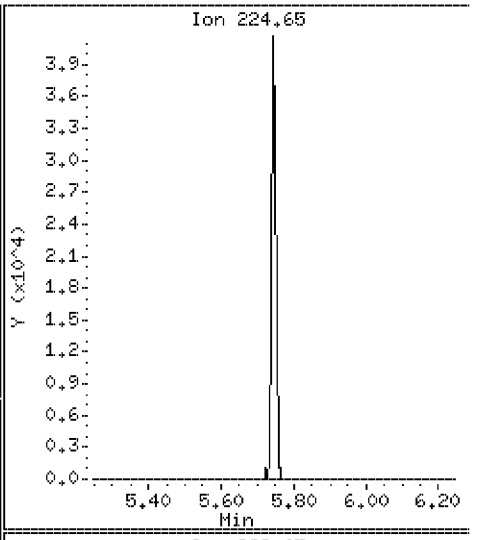

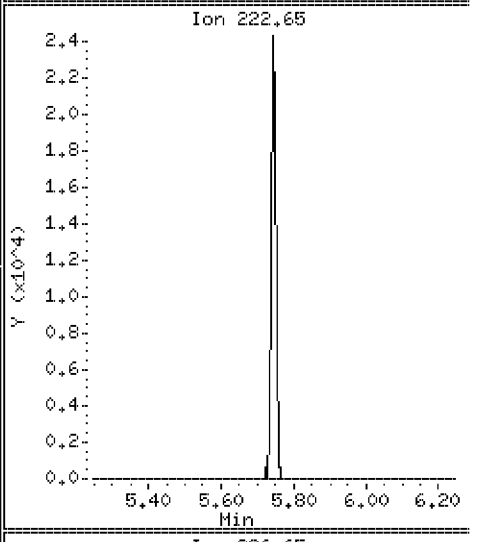

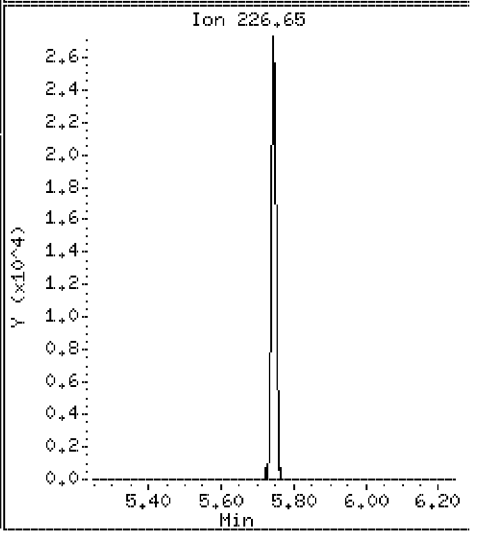

Data File: \\Svecd04\DD\chem\smsd03.i\S3042312.b\8270CAL1.D

Date : 23-APR-2012 12:45

Client ID: 8270CAL1 | Instrument: smsd03.i

Sample Info: 45927

Purge Volume: 1000.0 | Operator: PEL

Column phase: HPMS-5 | Column diameter: 0.25

51 4-Chloro-3-methylphenol | Concentration: 3.8 ug/l

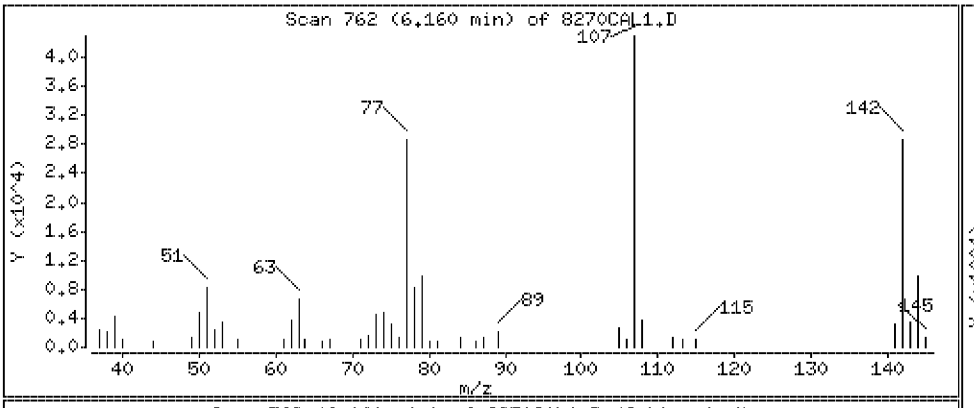

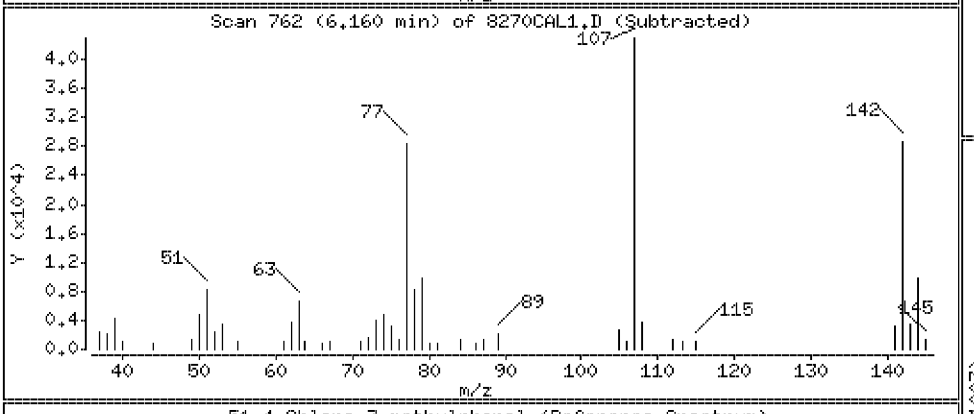

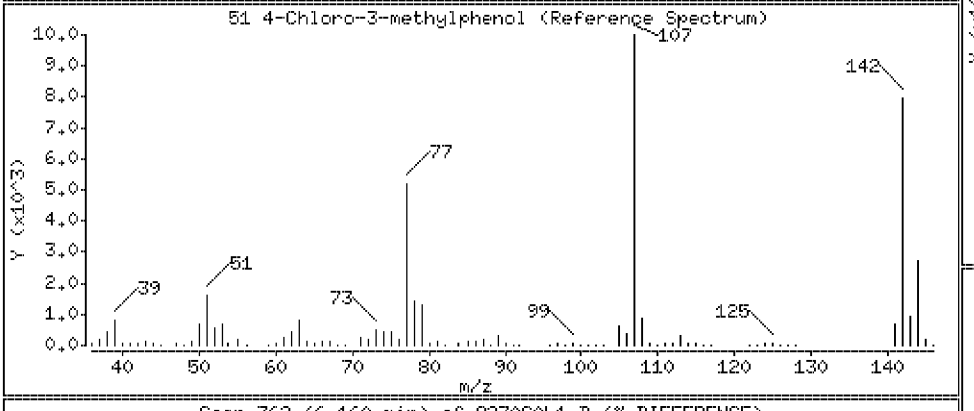

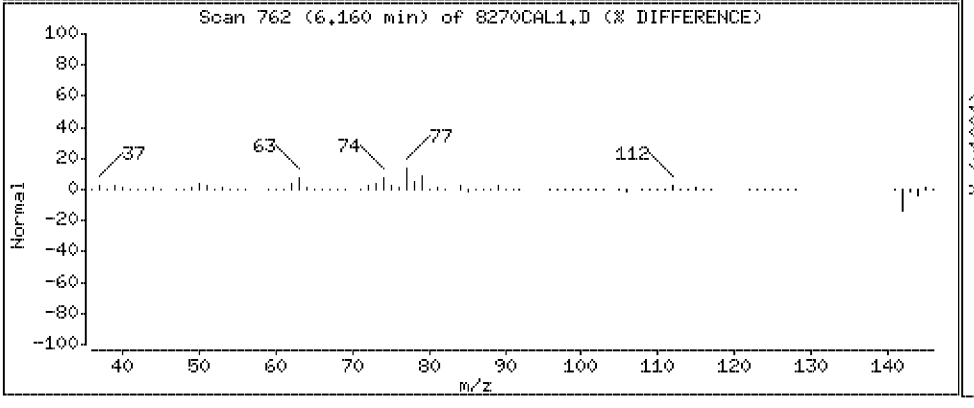

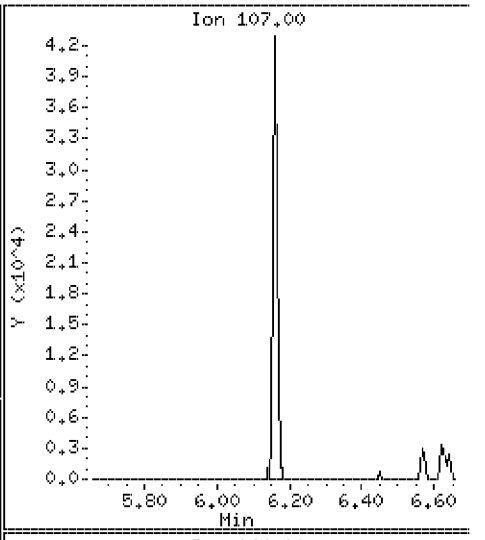

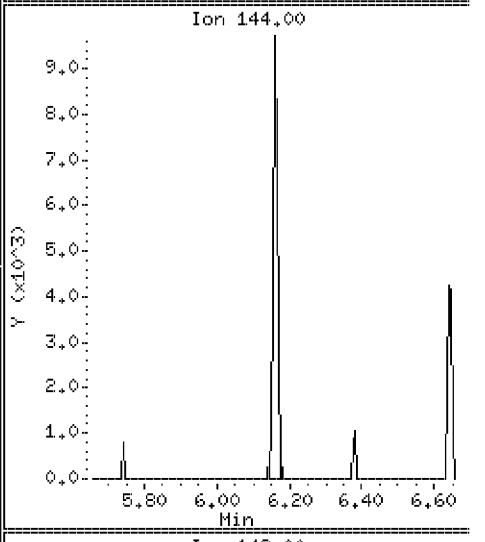

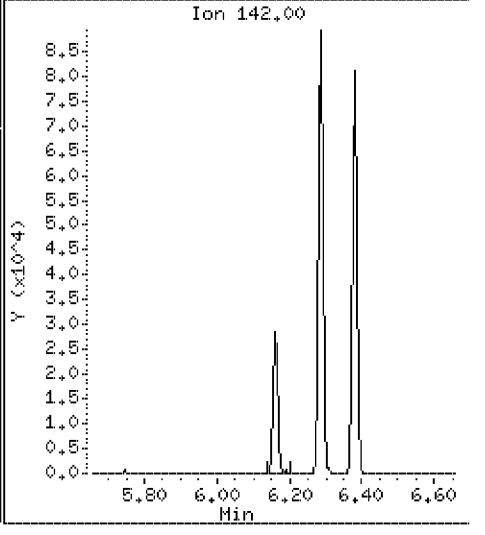

Data File: \\Svecd04\DD\chem\smsd03.i\S3042312.b\8270CAL1.D

Date : 23-APR-2012 12:45

Client ID: 8270CAL1 Instrument: smsd03.i

Sample Info: 45927

Purge Volume: 1000.0 Operator: PEL

Column phase: HPMS-5 Column diameter: 0.25

53 2-Methylnaphthalene Concentration: 4.0 ug/l

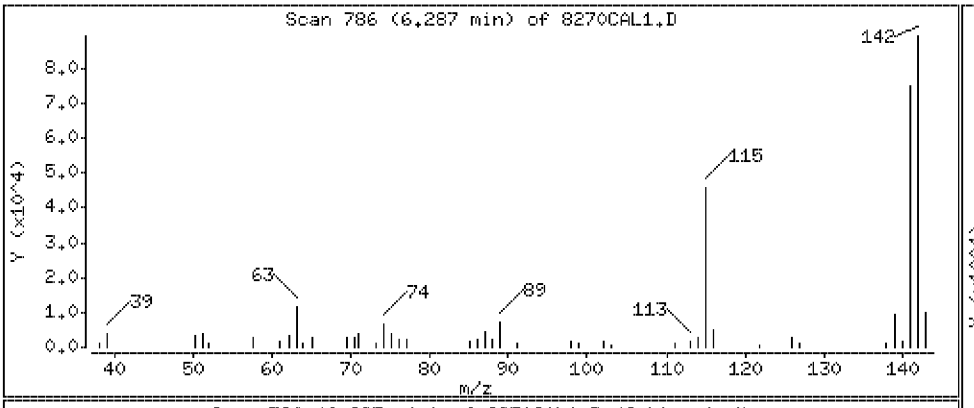

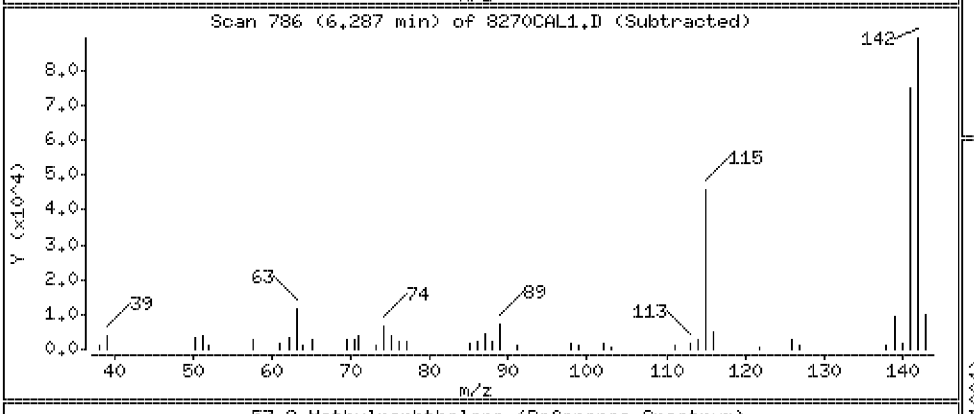

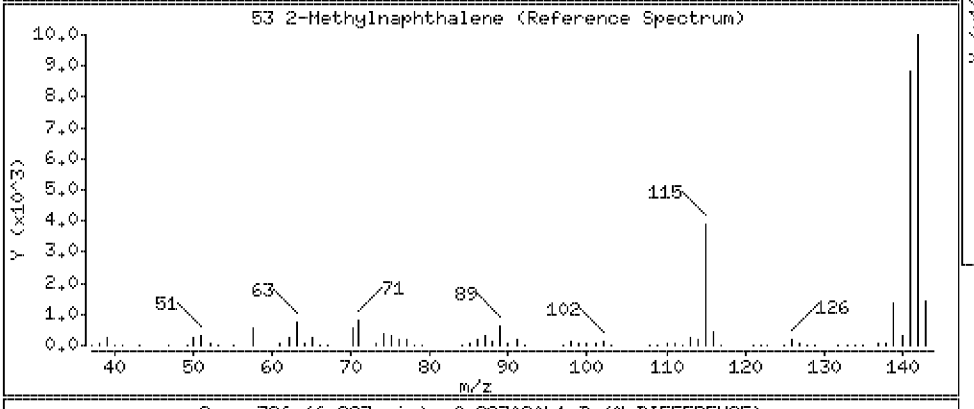

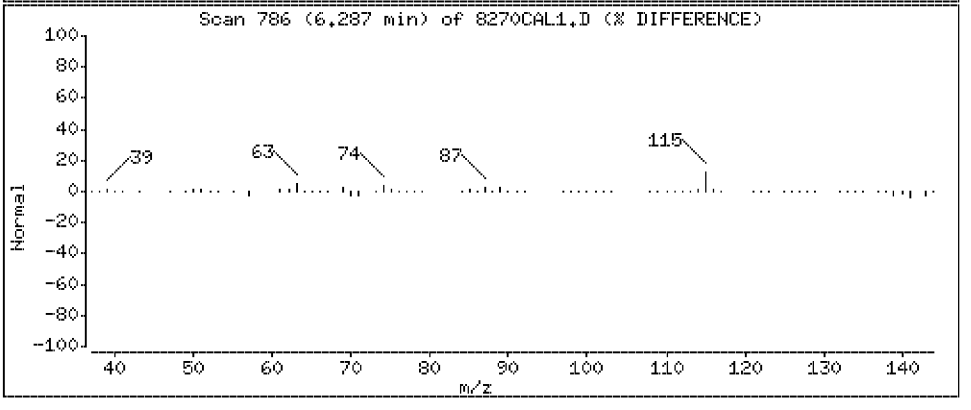

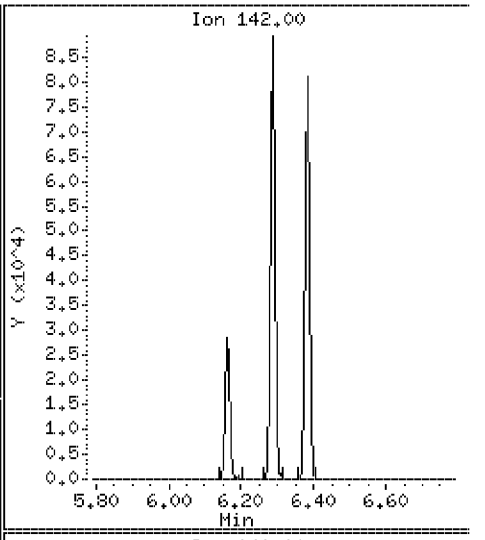

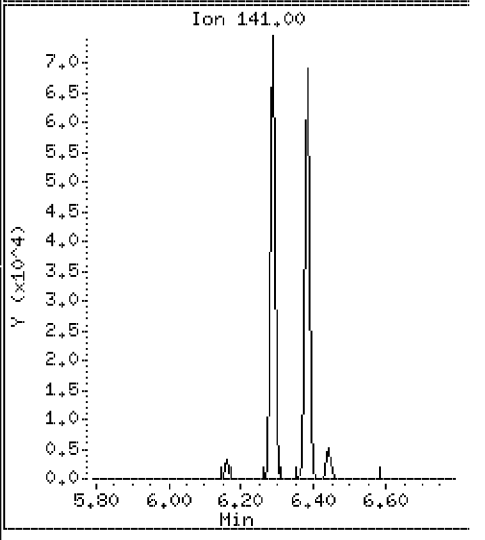

Data File: \\Svecd04\DD\chem\smsd03.i\S3042312.b\8270CAL1.D

Date : 23-APR-2012 12:45

Client ID: 8270CAL1 Instrument: smsd03.i

Sample Info: 45927

Purge Volume: 1000.0 Operator: PEL

Column phase: HPMS-5 Column diameter: 0.25

54 1-Methylnaphthalene Concentration: 4.0 ug/l

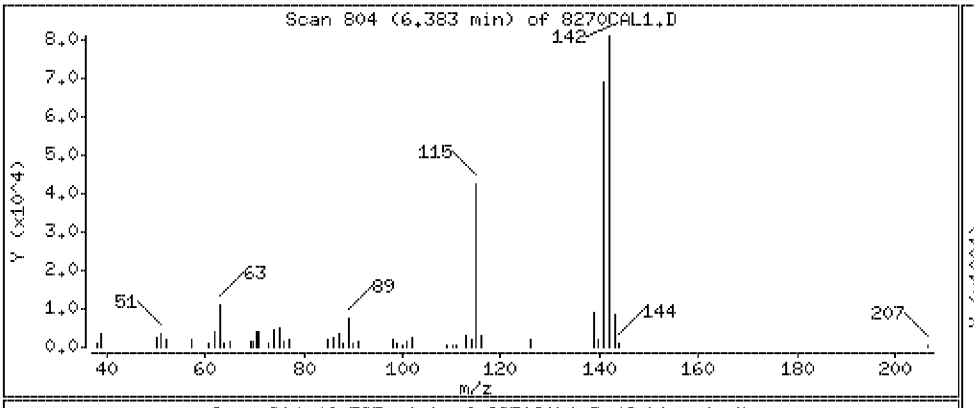

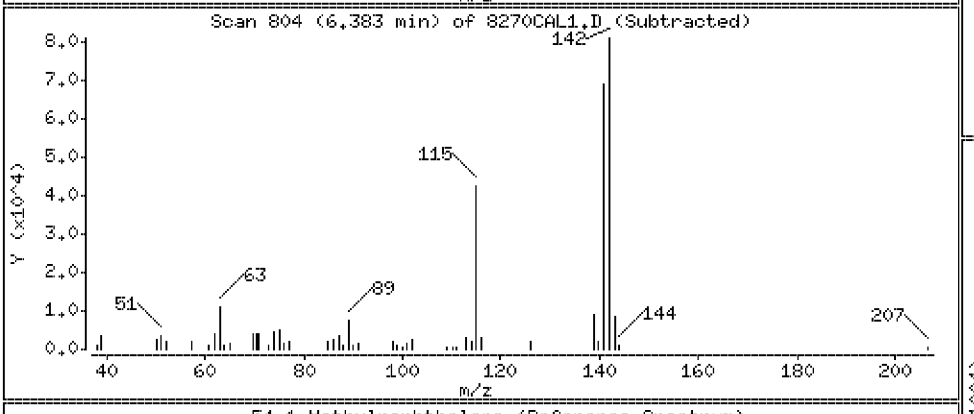

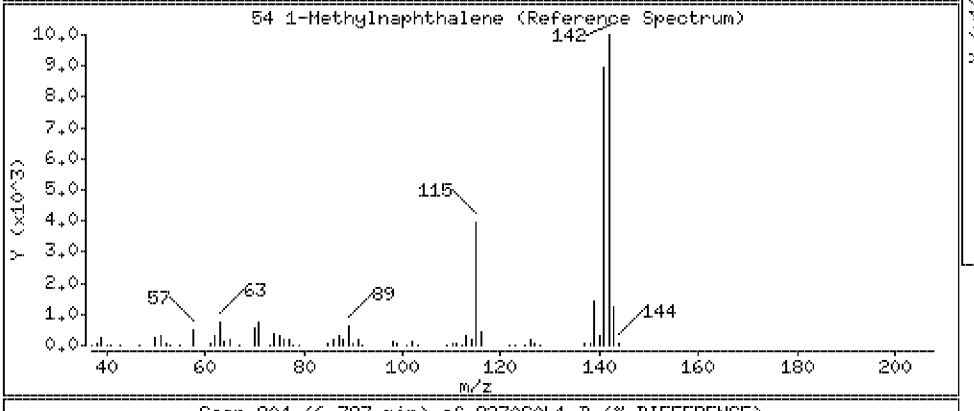

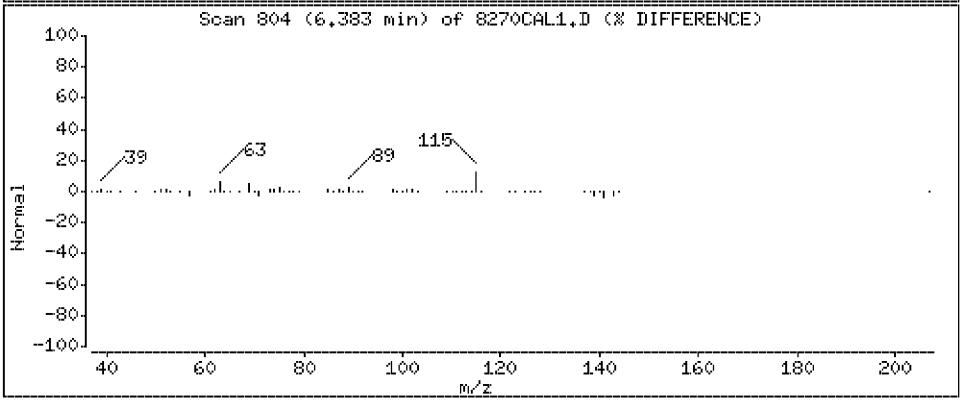

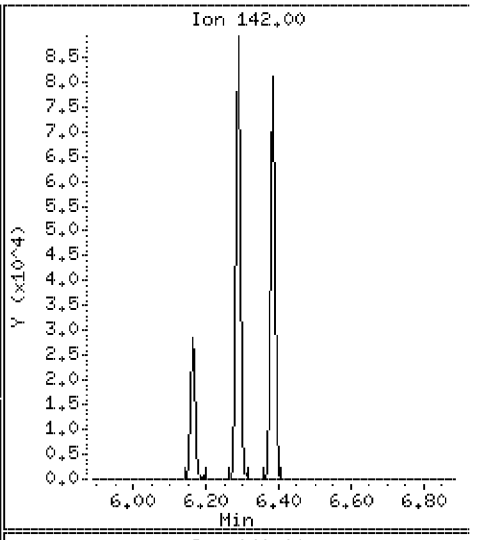

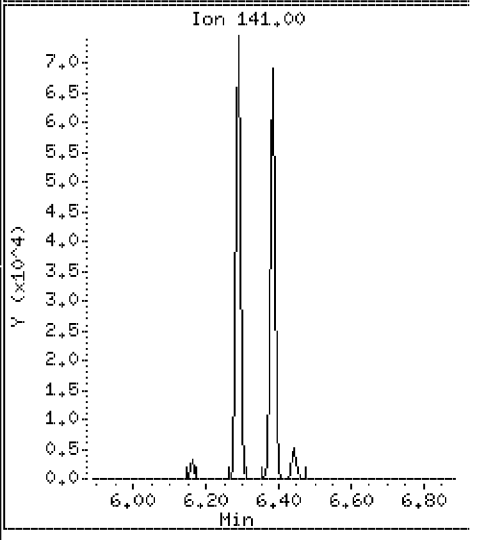

Data File: \\Svecd04\DD\chem\smsd03.i\S3042312.b\8270CAL1.D

Date : 23-APR-2012 12:45

Client ID: 8270CAL1

Instrument: smsd03.i

Sample Info: 45927

Purge Volume: 1000.0

Operator: PEL

Column phase: HPMS-5

Column diameter: 0.25

55 Hexachlorocyclopentadiene

Concentration: 3.4 ug/l

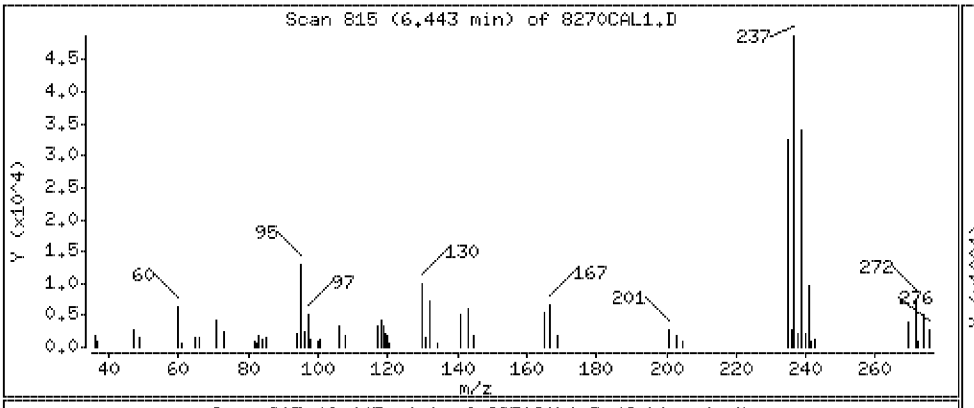

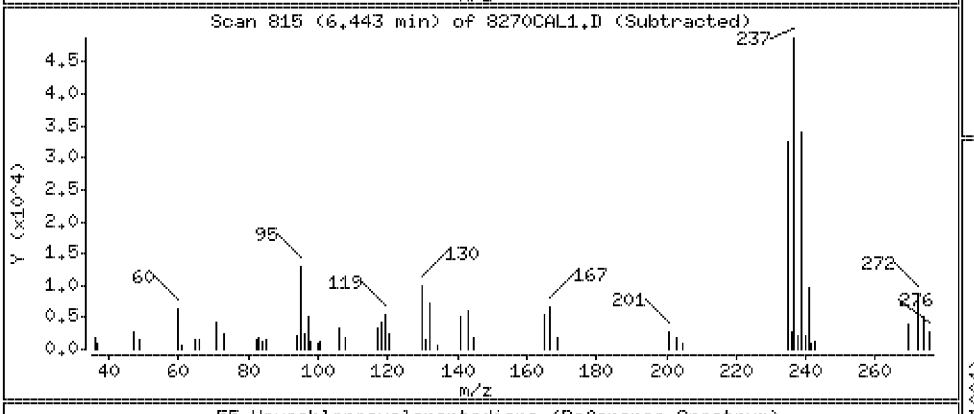

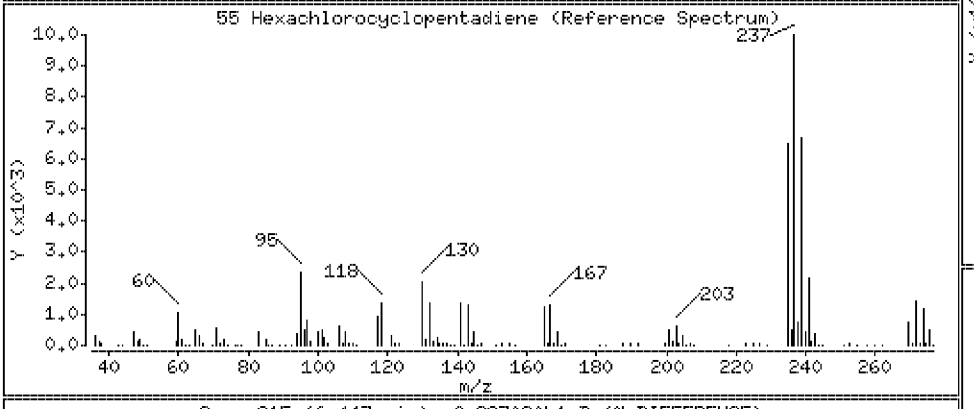

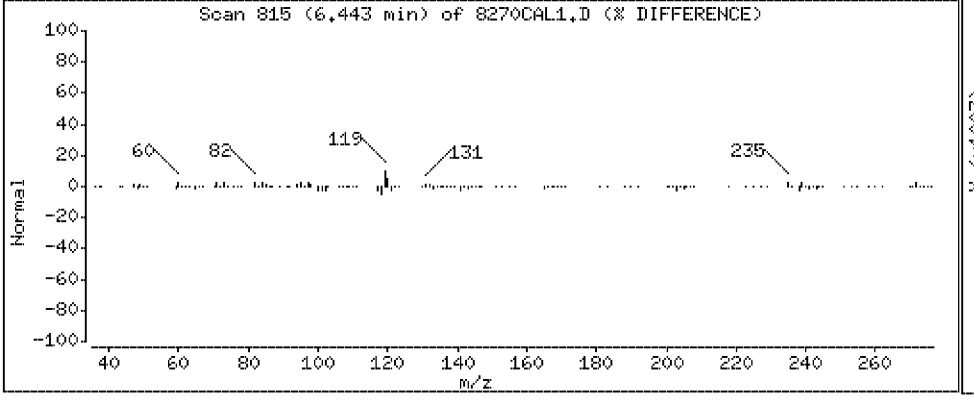

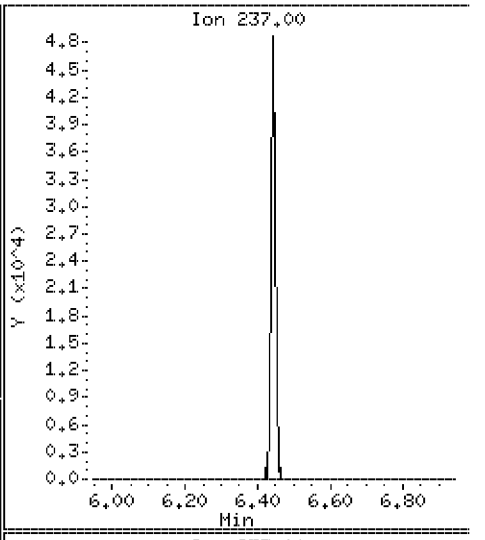

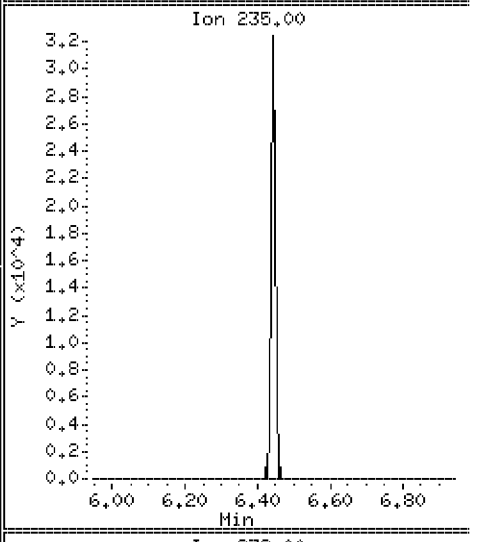

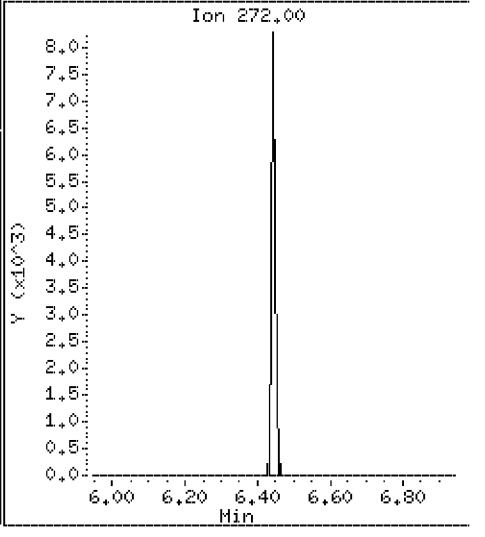

Data File: \\Svecd04\DD\chem\smsd03.i\S3042312.b\8270CAL1.D

Date : 23-APR-2012 12:45

Client ID: 8270CAL1 Instrument: smsd03.i

Sample Info: 45927

Purge Volume: 1000.0 Operator: PEL

Column phase: HPMS-5 Column diameter: 0.25

57 2,4,6-Trichlorophenol Concentration: 3.6 ug/l

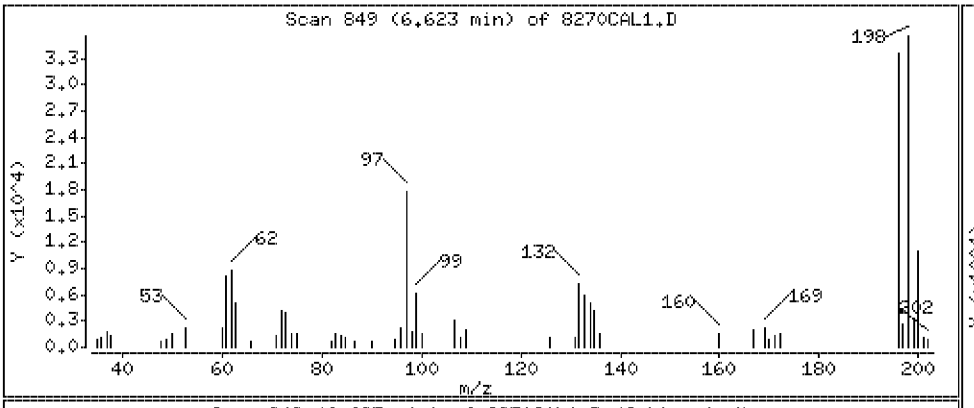

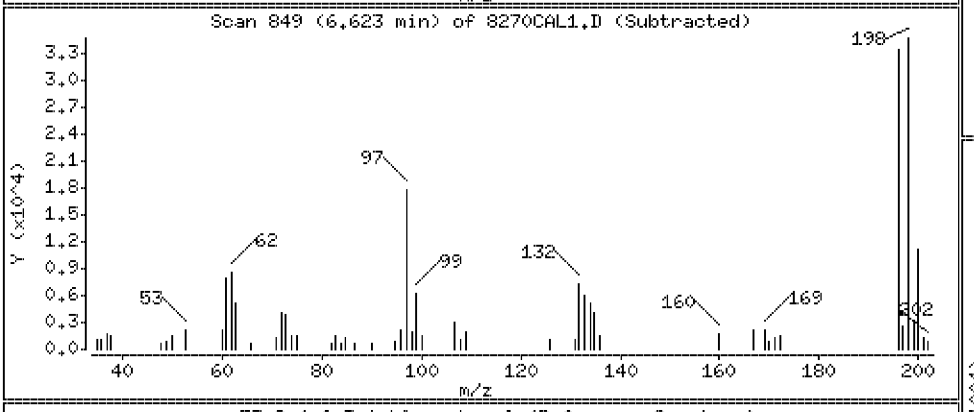

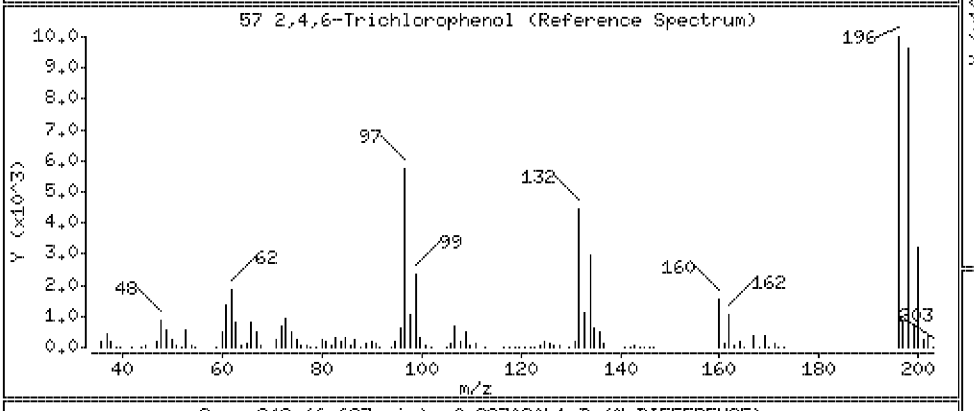

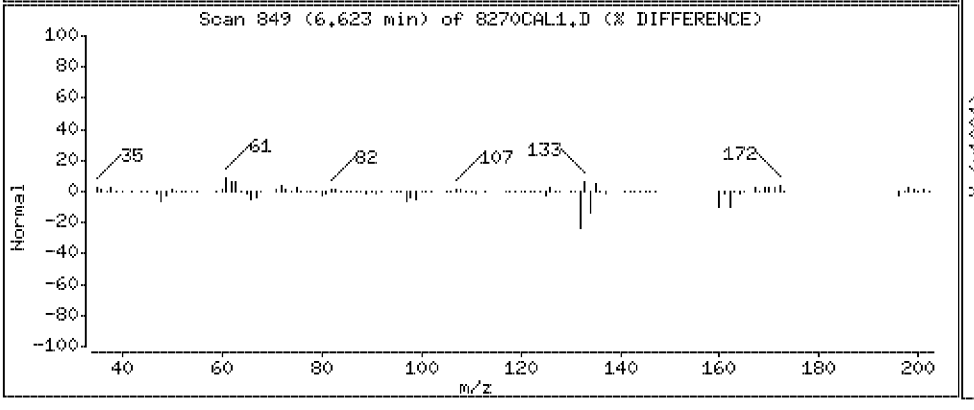

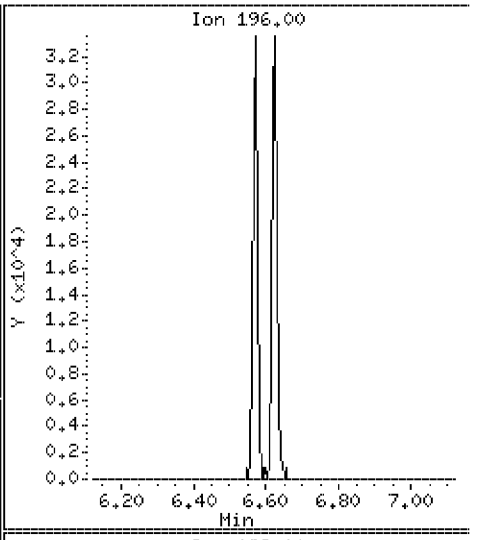

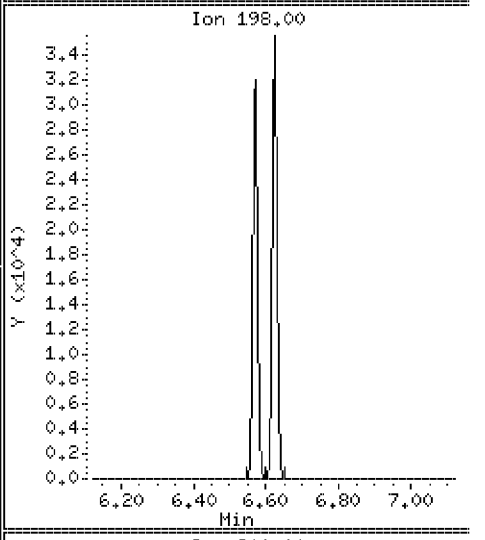

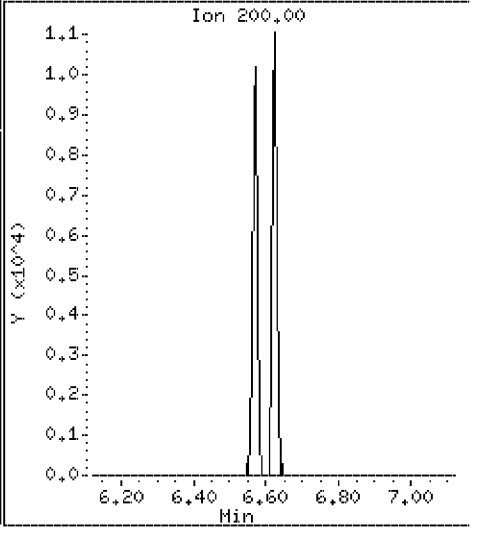

Data File: \\Svecd04\DD\chem\smsd03.i\S3042312.b\8270CAL1.D

Date : 23-APR-2012 12:45

Client ID: 8270CAL1 Instrument: smsd03.i

Sample Info: 45927

Purge Volume: 1000.0 Operator: PEL

Column phase: HPMS-5 Column diameter: 0.25

58 2,4,5-Trichlorophenol Concentration: 3.5 ug/l

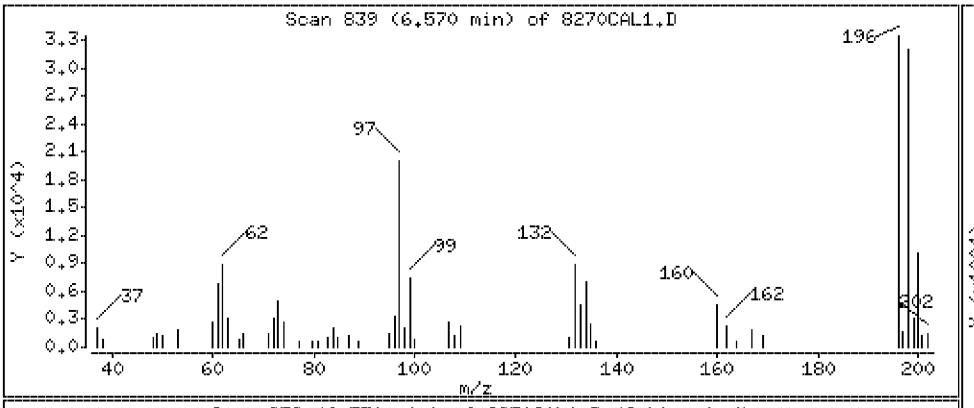

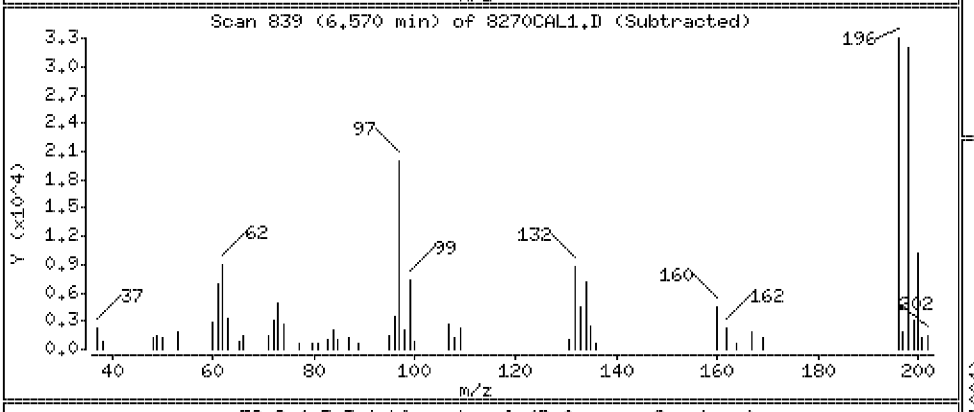

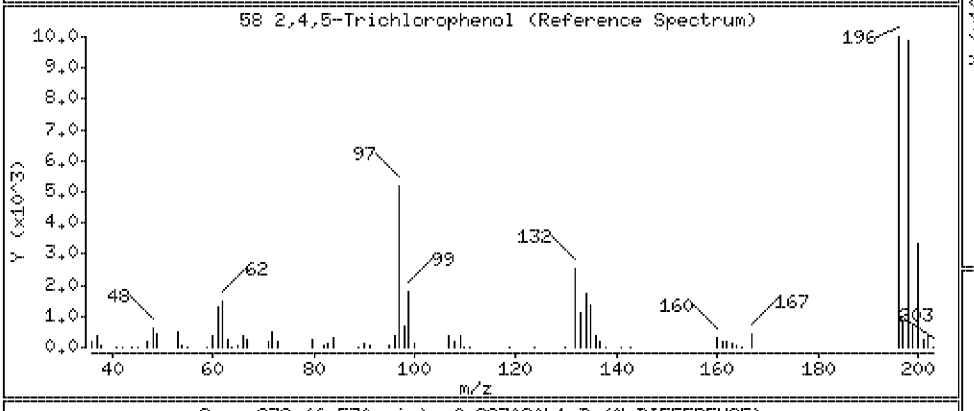

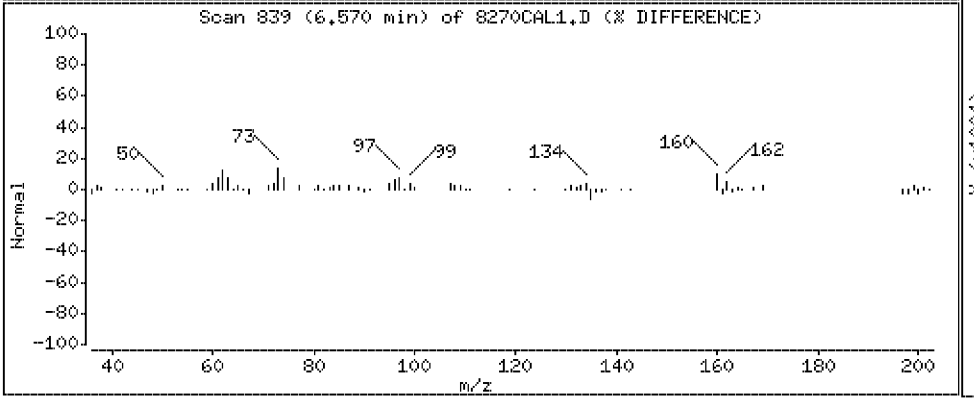

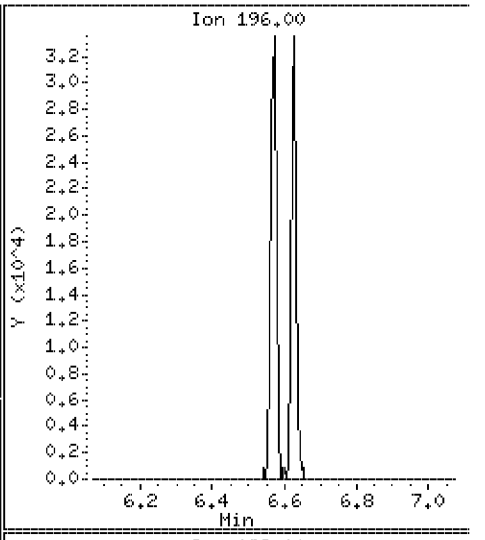

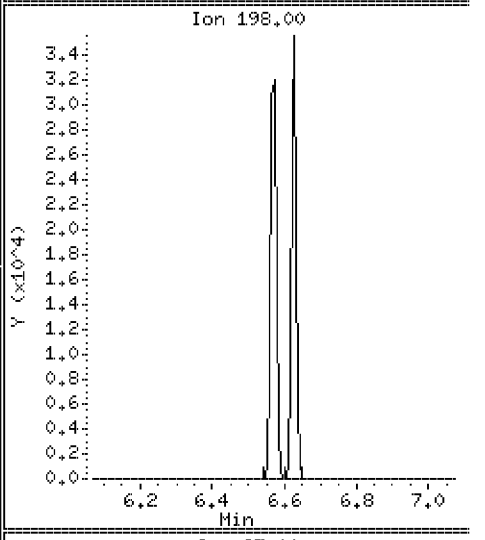

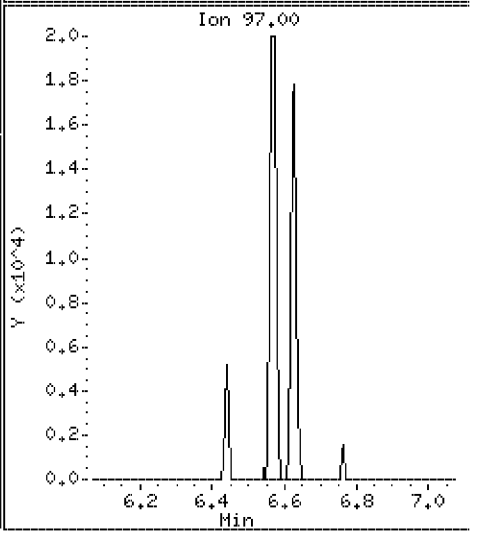

Data File: \\Svecd04\DD\chem\smsd03.i\S3042312.b\8270CAL1.D

Date : 23-APR-2012 12:45

Client ID: 8270CAL1 Instrument: smsd03.i

Sample Info: 45927

Purge Volume: 1000.0 Operator: PEL

Column phase: HPMS-5 Column diameter: 0.25

62 2-Chloronaphthalene Concentration: 3.7 ug/l

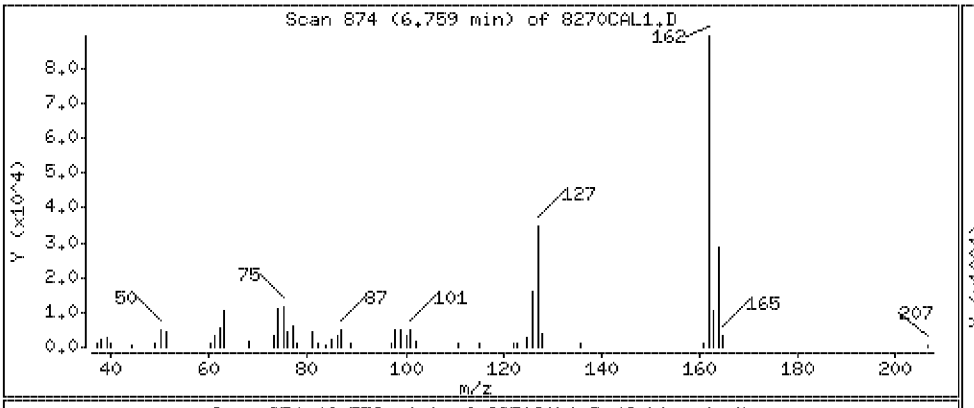

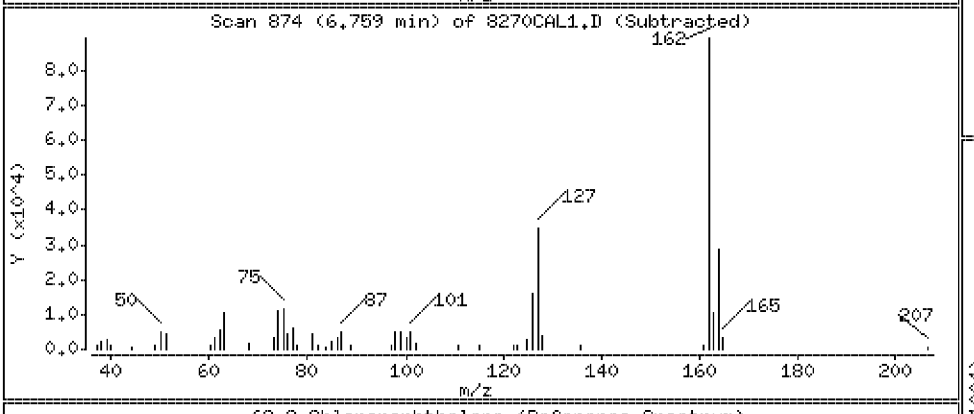

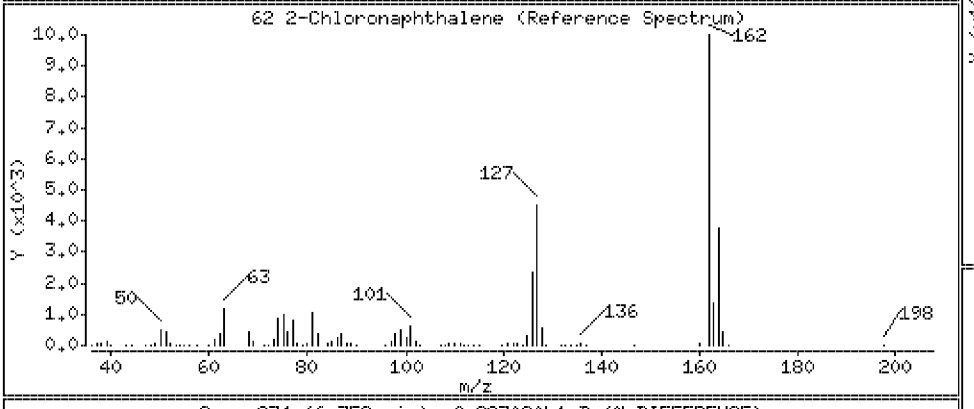

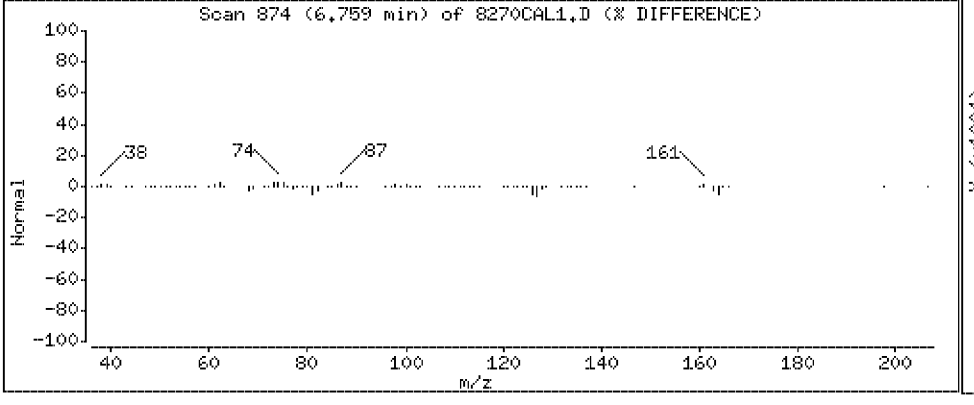

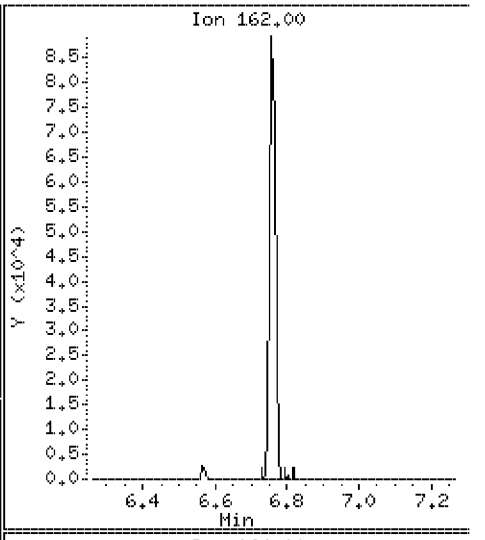

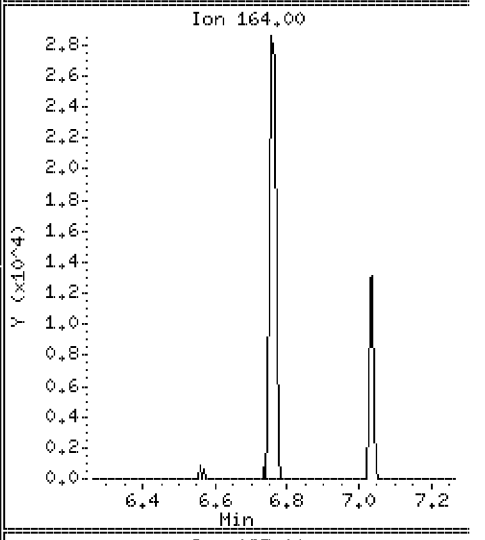

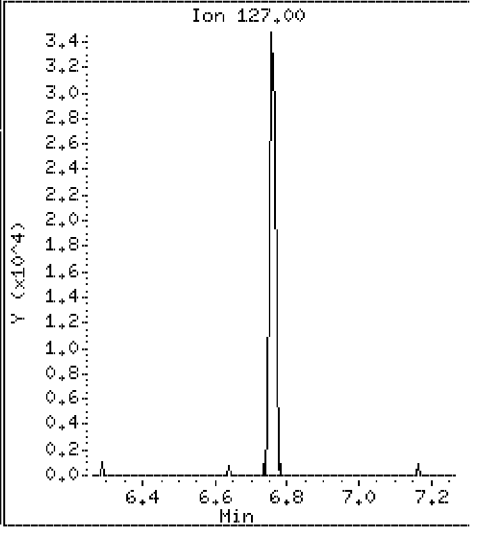

Data File: \\Svecd04\DD\chem\smsd03.i\S3042312.b\8270CAL1.D

Date : 23-APR-2012 12:45

Client ID: 8270CAL1 Instrument: smsd03.i

Sample Info: 45927

Purge Volume: 1000.0 Operator: PEL

Column phase: HPMS-5 Column diameter: 0.25

63 2-Nitroaniline Concentration: 3.5 ug/l

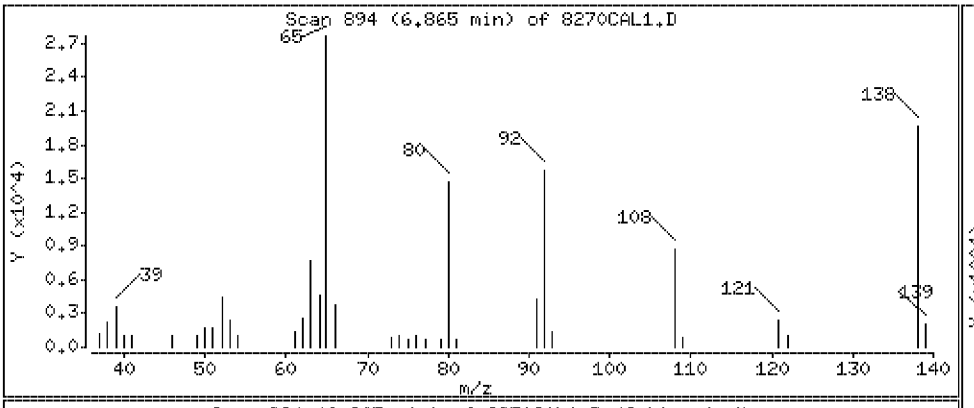

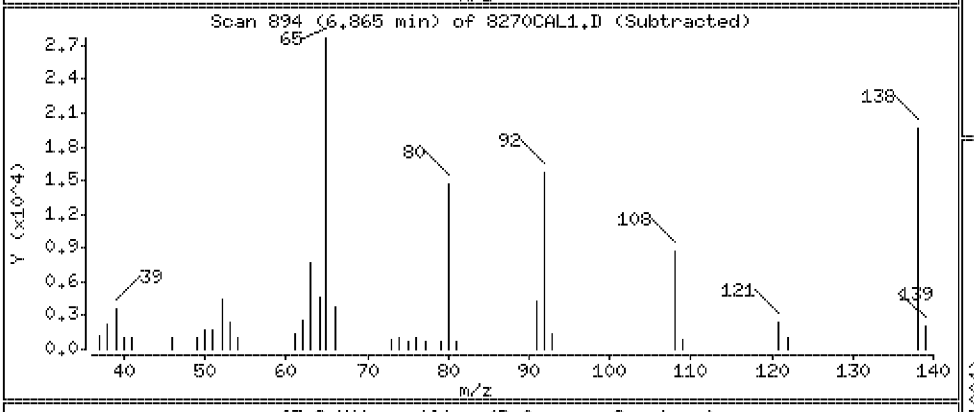

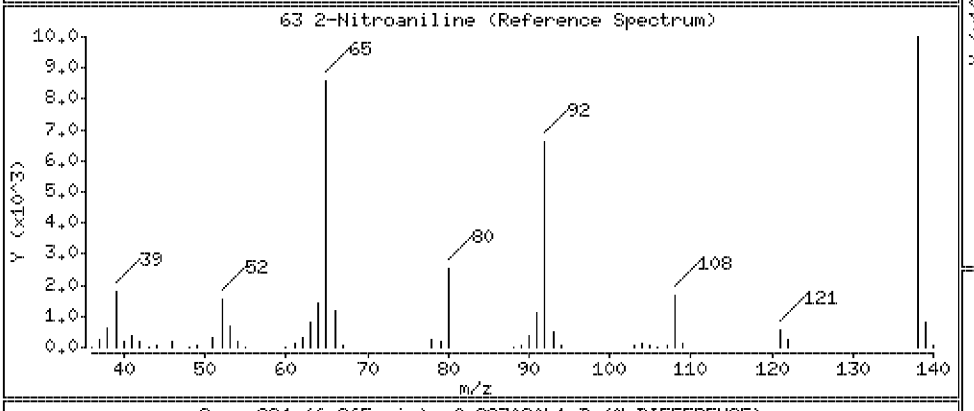

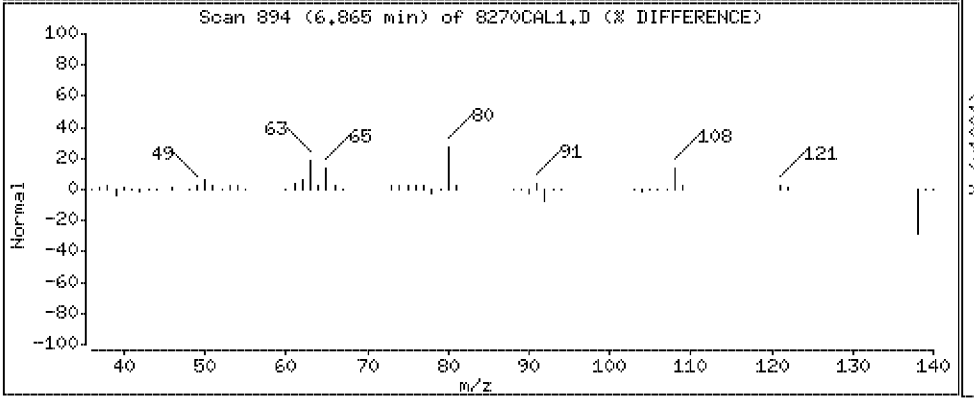

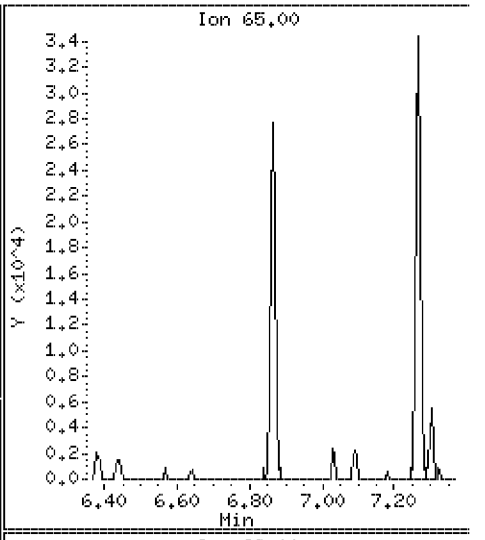

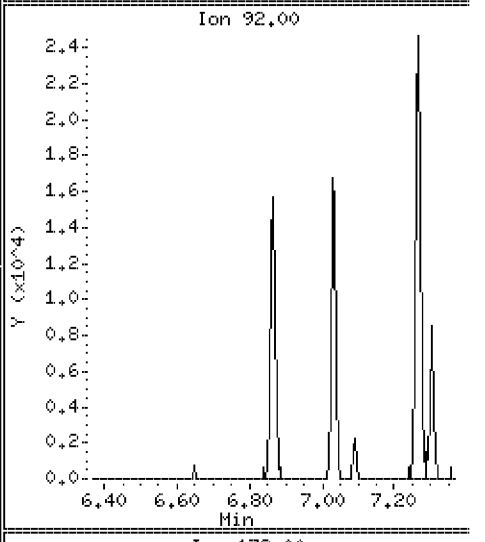

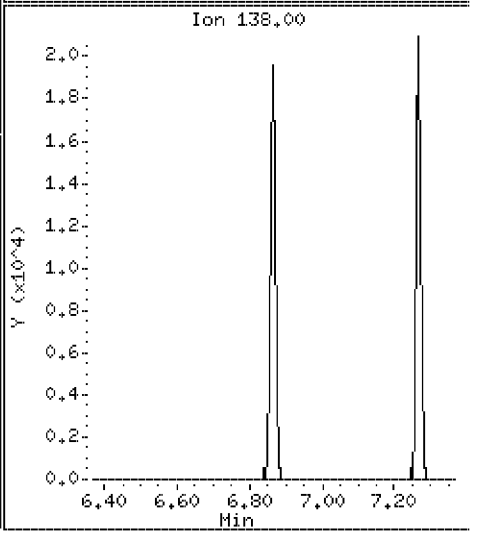

Data File: \\Svecd04\DD\chem\smsd03.i\S3042312.b\8270CAL1.D

Date : 23-APR-2012 12:45

Client ID: 8270CAL1 Instrument: smsd03.i

Sample Info: 45927

Purge Volume: 1000.0 Operator: PEL

Column phase: HPMS-5 Column diameter: 0.25

65 Dimethylphthalate Concentration: 3.9 ug/l

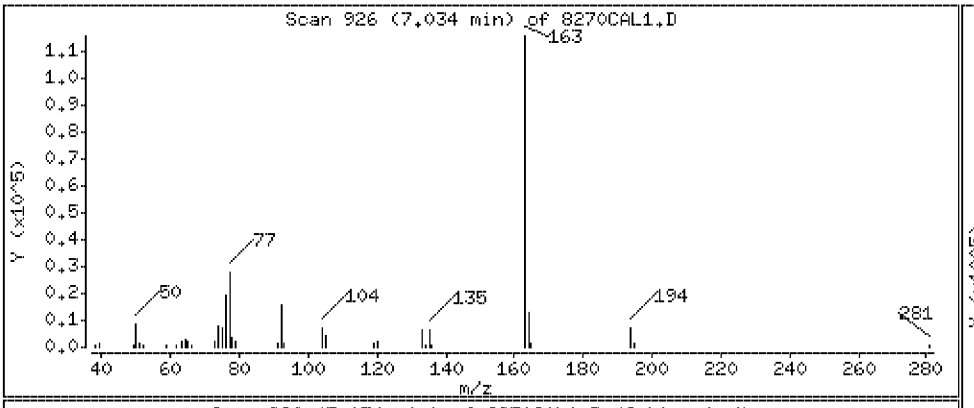

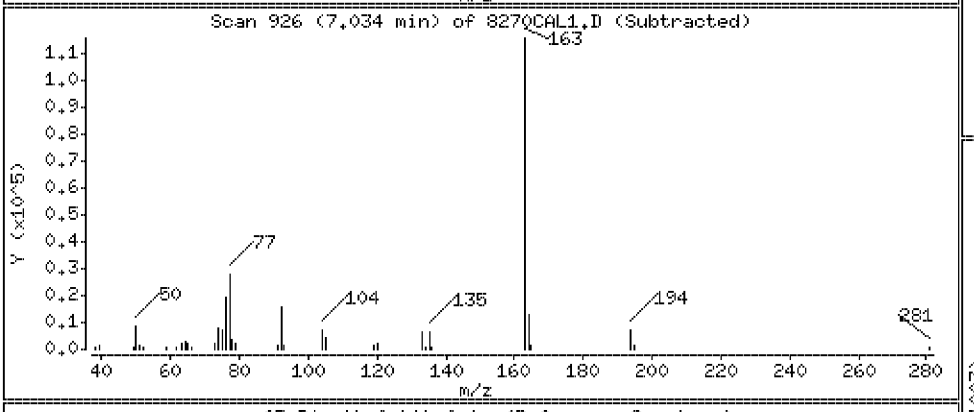

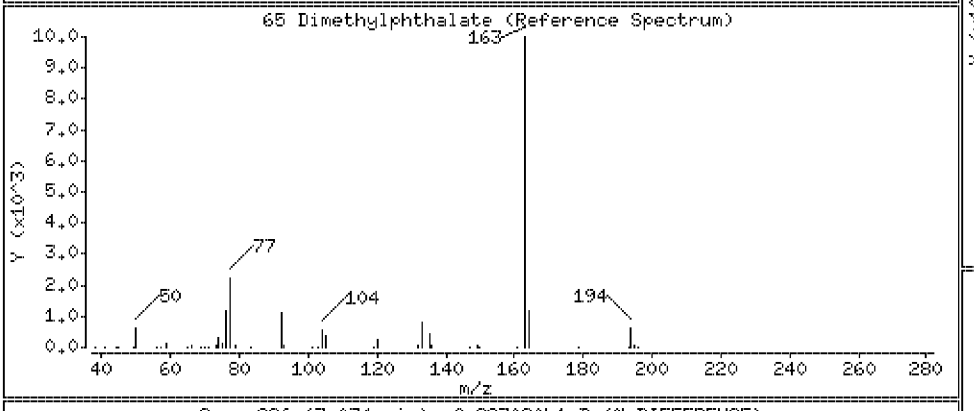

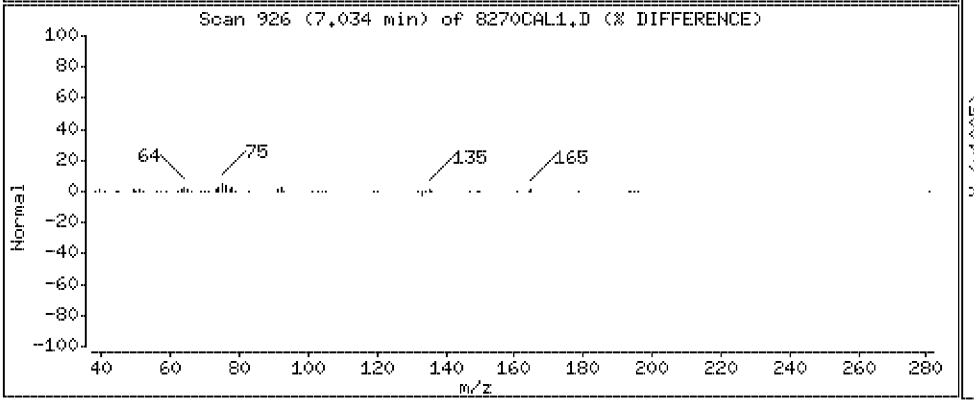

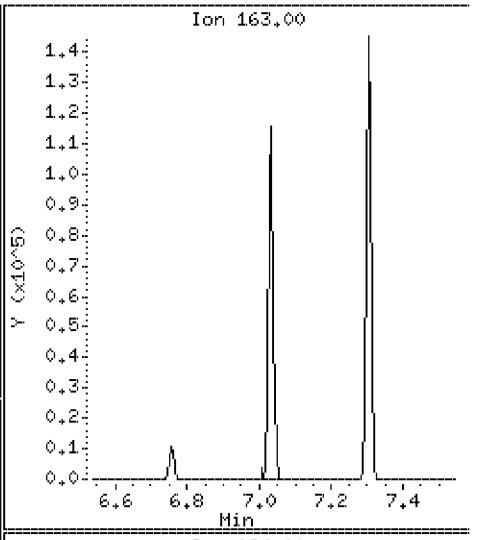

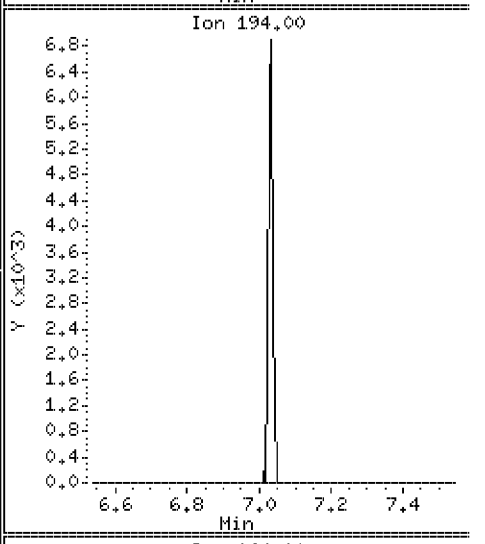

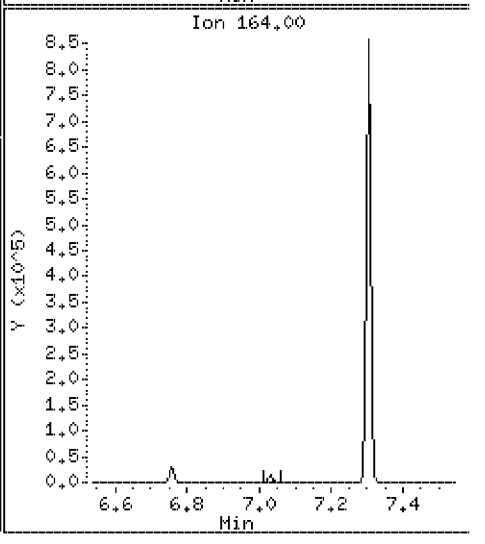

Data File: \\Svecd04\DD\chem\smsd03.i\S3042312.b\8270CAL1.D

Date : 23-APR-2012 12:45

Client ID: 8270CAL1 Instrument: smsd03.i

Sample Info: 45927

Purge Volume: 1000.0 Operator: PEL

Column phase: HPMS-5 Column diameter: 0.25

68 Acenaphthylene Concentration: 3.8 ug/l

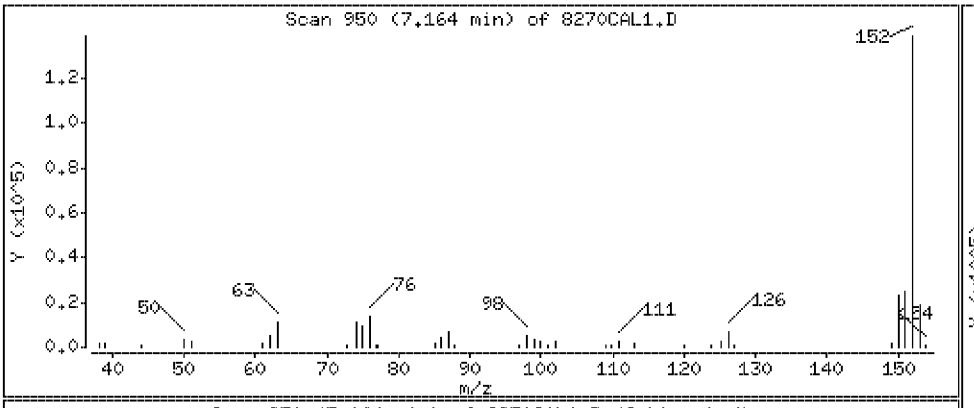

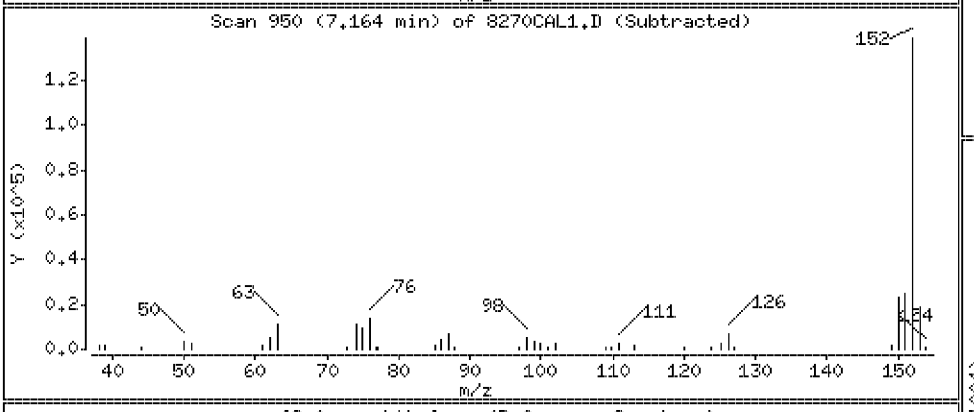

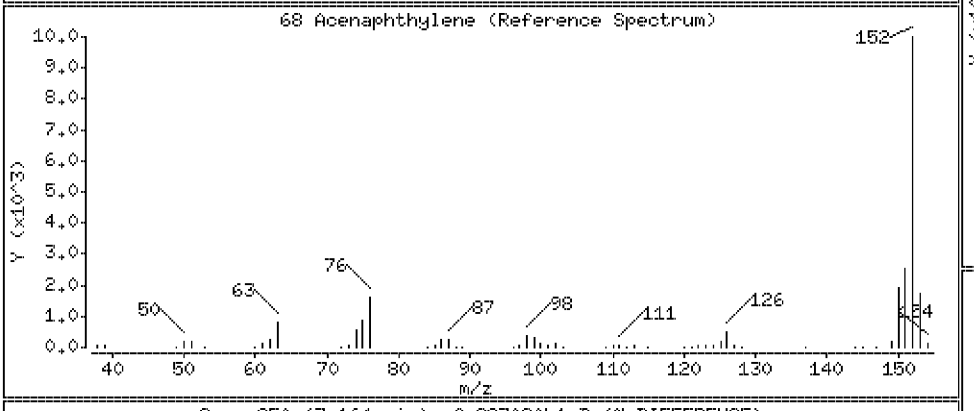

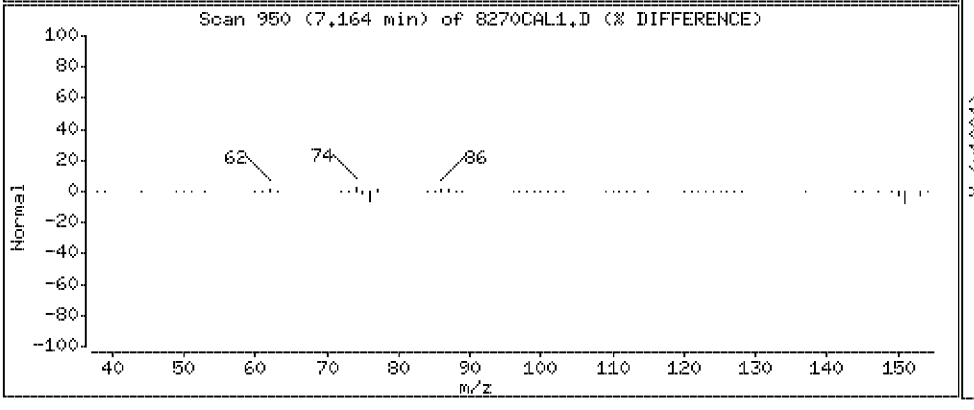

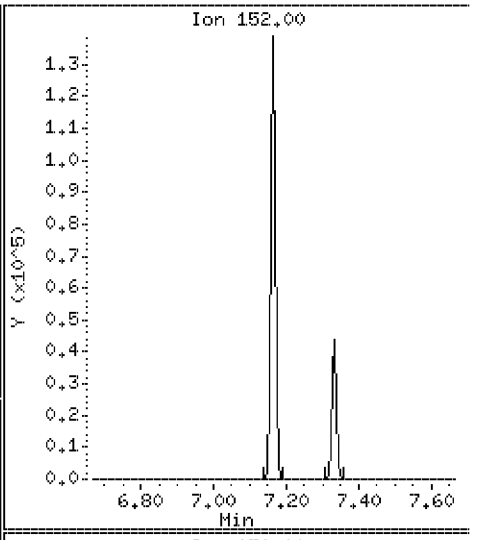

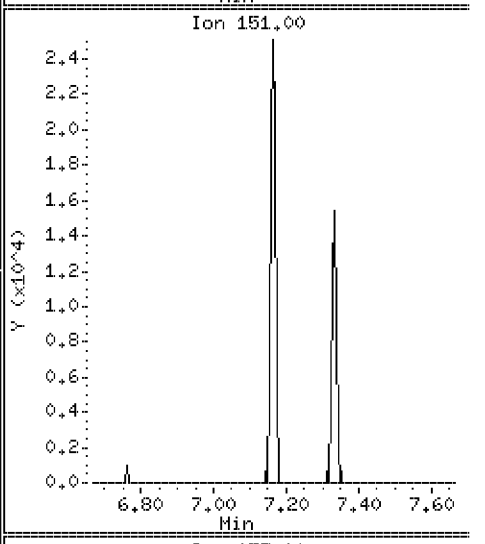

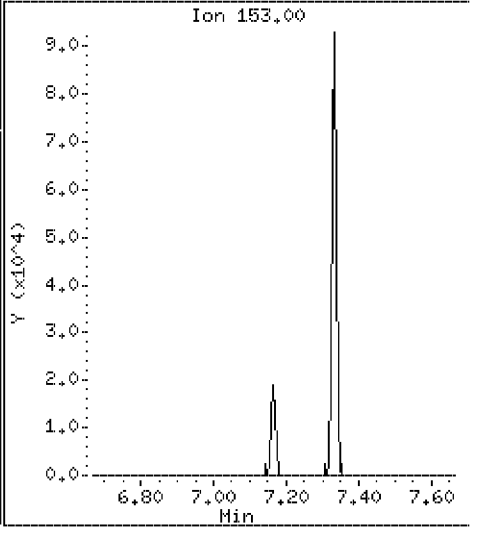

Data File: \\Svecd04\DD\chem\smsd03.i\S3042312.b\8270CAL1.D

Date : 23-APR-2012 12:45

Client ID: 8270CAL1 Instrument: smsd03.i

Sample Info: 45927

Purge Volume: 1000.0 Operator: PEL

Column phase: HPMS-5 Column diameter: 0.25

67 2,6-Dinitrotoluene Concentration: 3.5 ug/l

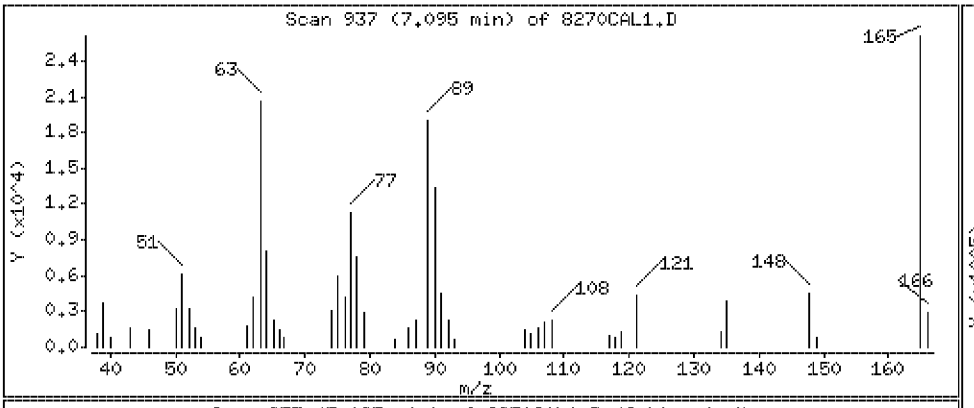

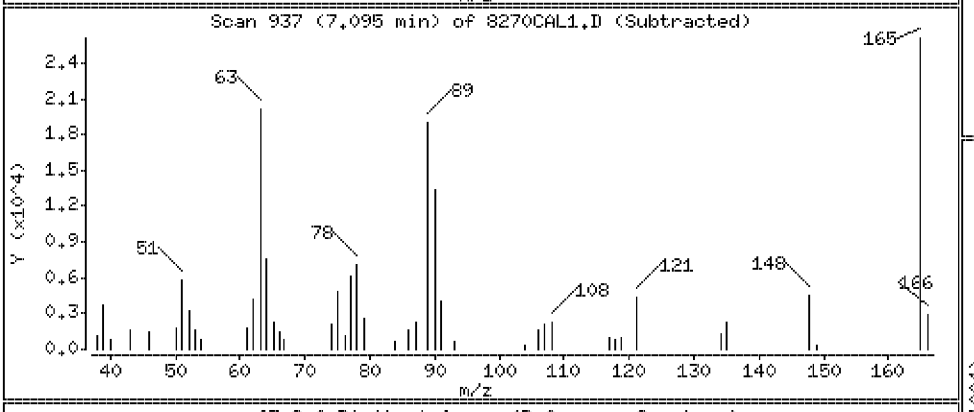

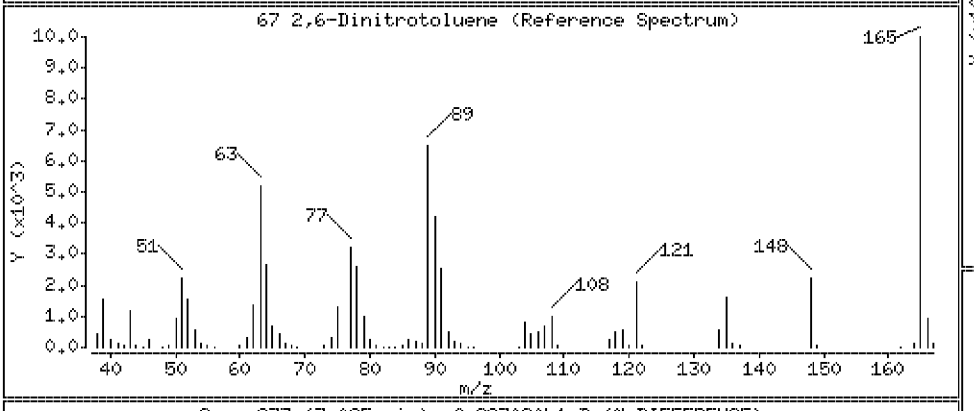

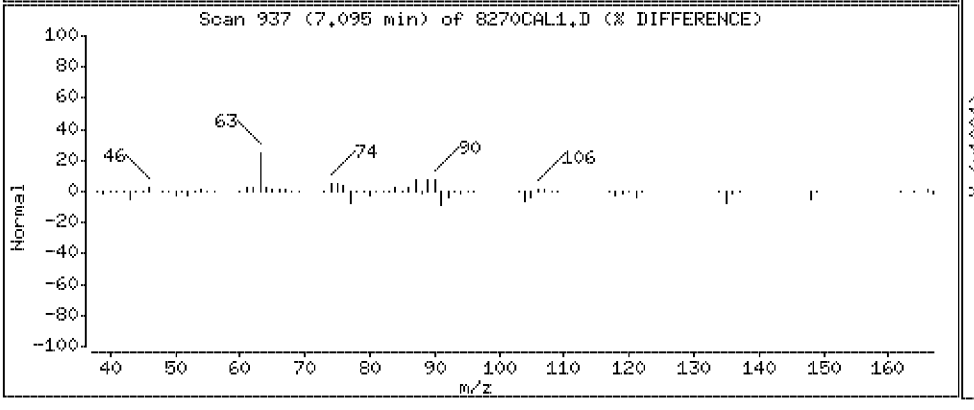

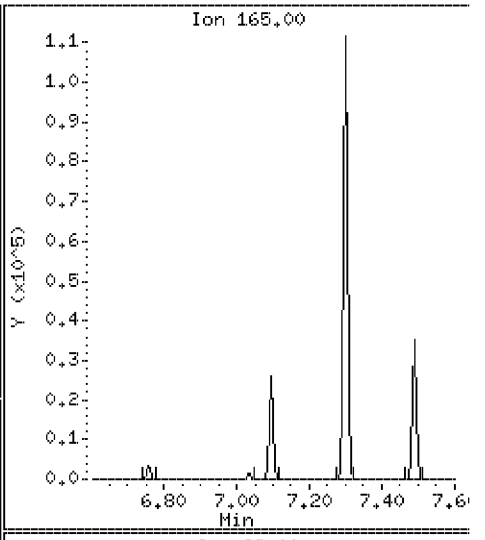

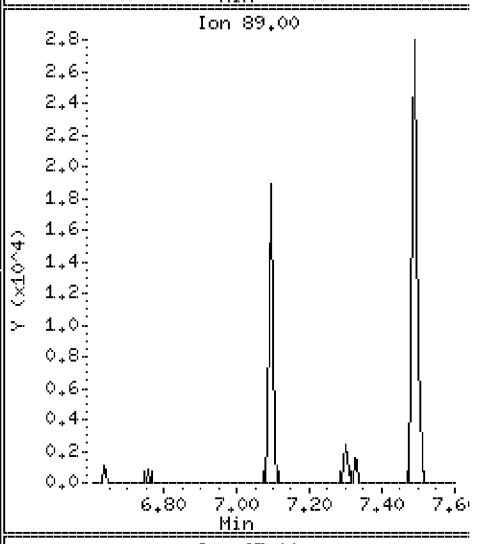

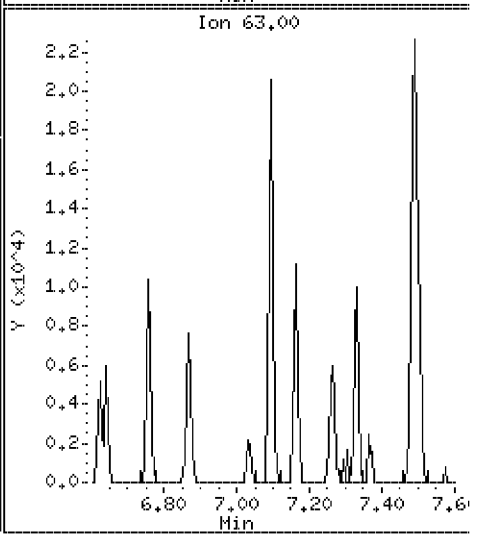

Data File: \\Svecd04\DD\chem\smsd03.i\S3042312.b\8270CAL1.D

Date : 23-APR-2012 12:45

Client ID: 8270CAL1 Instrument: smsd03.i

Sample Info: 45927

Purge Volume: 1000.0 Operator: PEL

Column phase: HPMS-5 Column diameter: 0.25

69 3-Nitroaniline Concentration: 3.8 ug/l

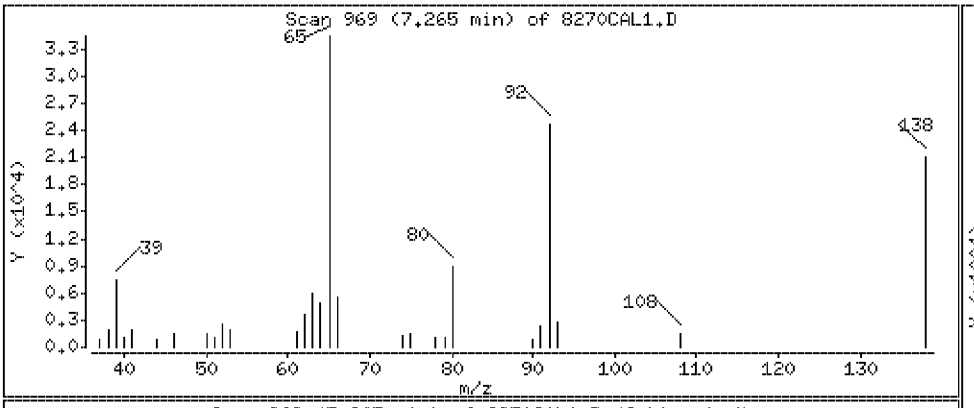

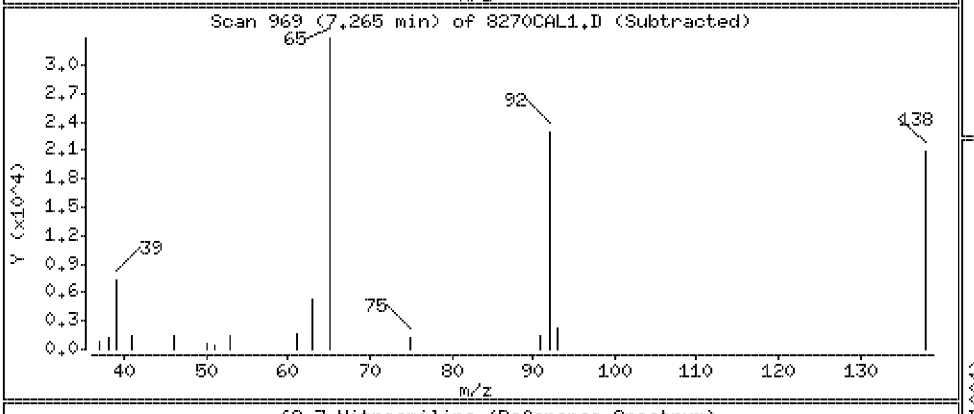

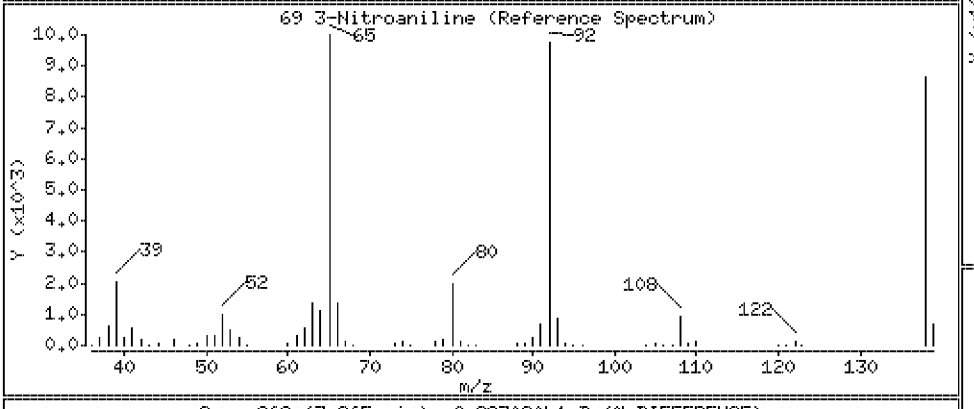

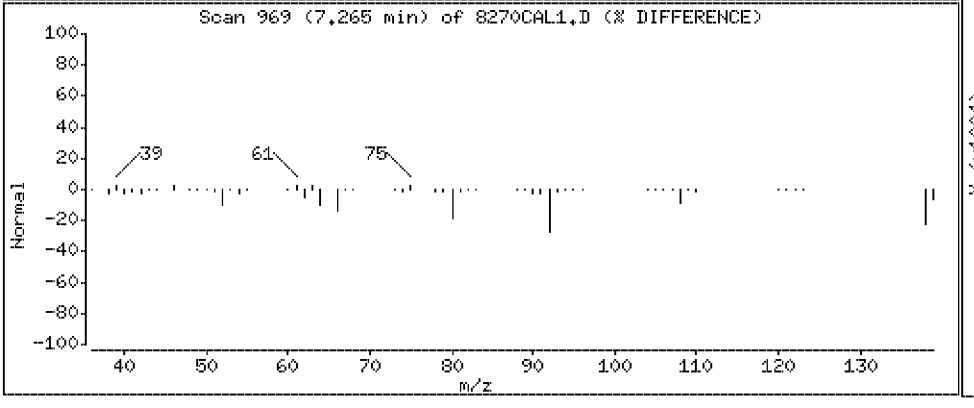

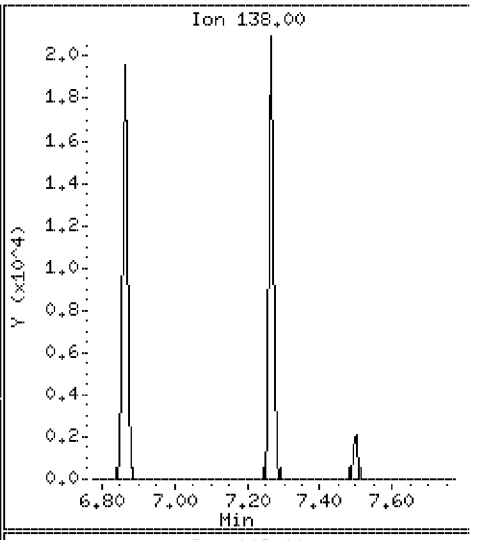

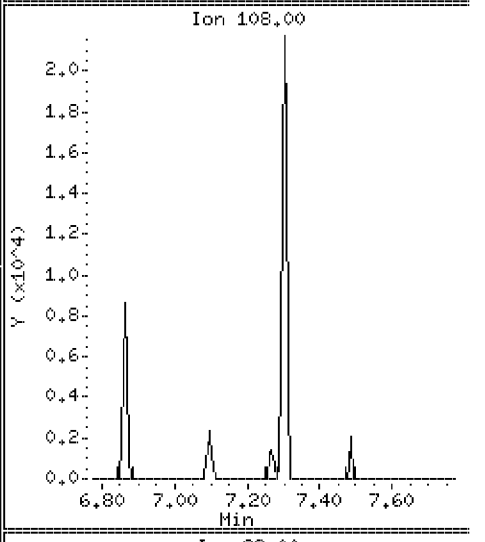

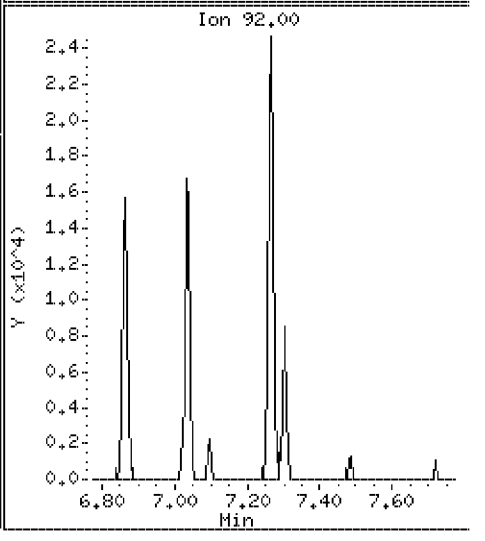

Data File: \\Svecd04\DD\chem\smsd03.i\S3042312.b\8270CAL1.D

Date : 23-APR-2012 12:45

Client ID: 8270CAL1 Instrument: smsd03.i

Sample Info: 45927

Purge Volume: 1000.0 Operator: PEL

Column phase: HPMS-5 Column diameter: 0.25

71 Acenaphthene Concentration: 3.6 ug/l

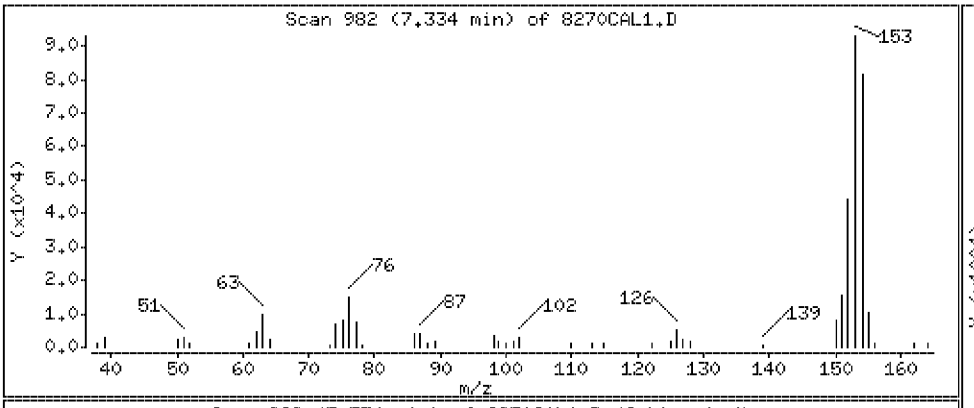

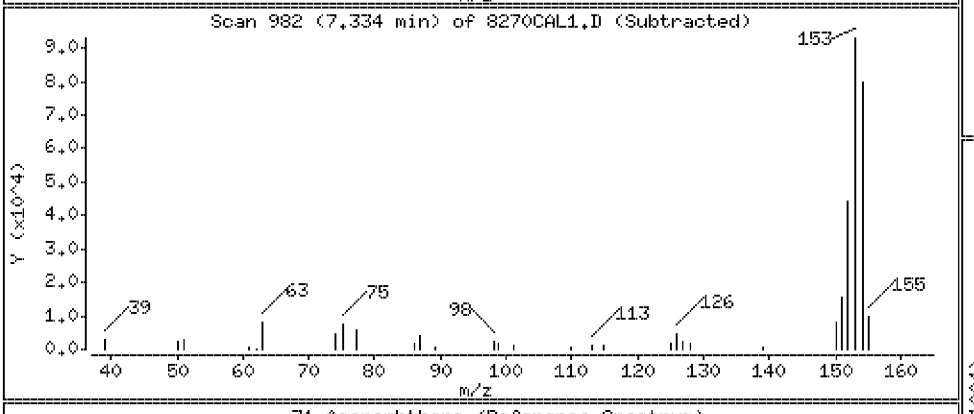

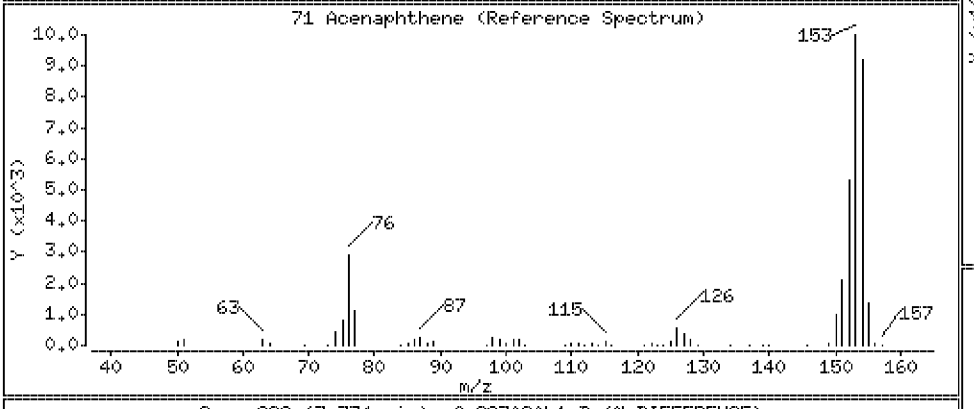

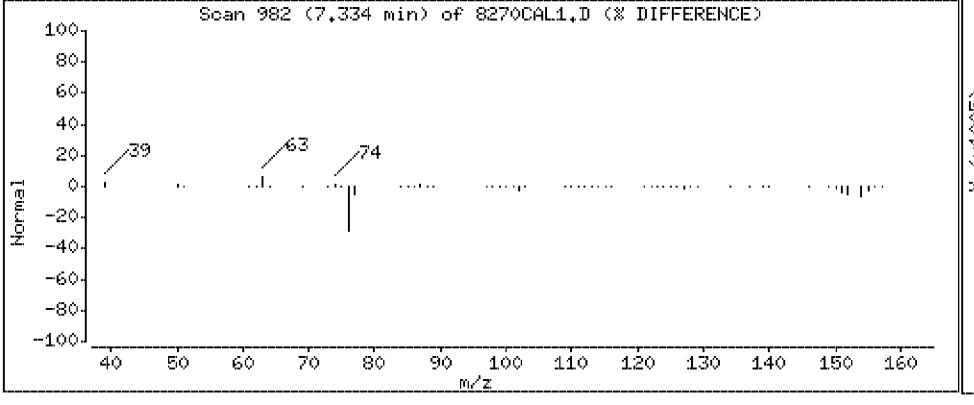

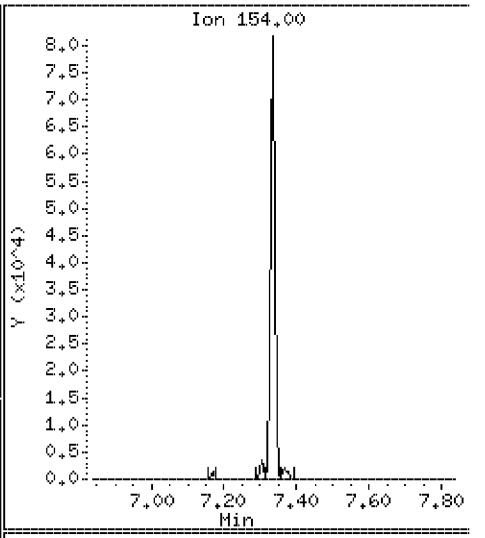

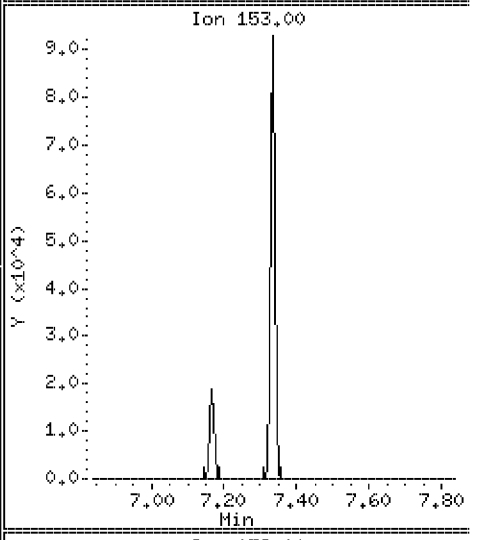

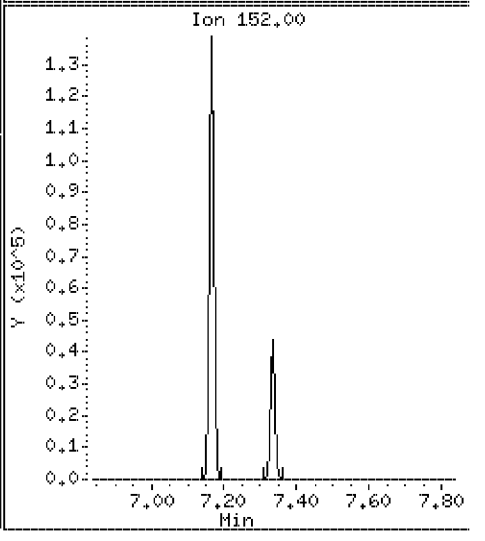

Data File: \\Svecd04\DD\chem\smsd03.i\S3042312.b\8270CAL1.D

Date : 23-APR-2012 12:45

Client ID: 8270CAL1 Instrument: smsd03.i

Sample Info: 45927

Purge Volume: 1000.0 Operator: PEL

Column phase: HPMS-5 Column diameter: 0.25

72 2,4-Dinitrophenol Concentration: 7.7 ug/l

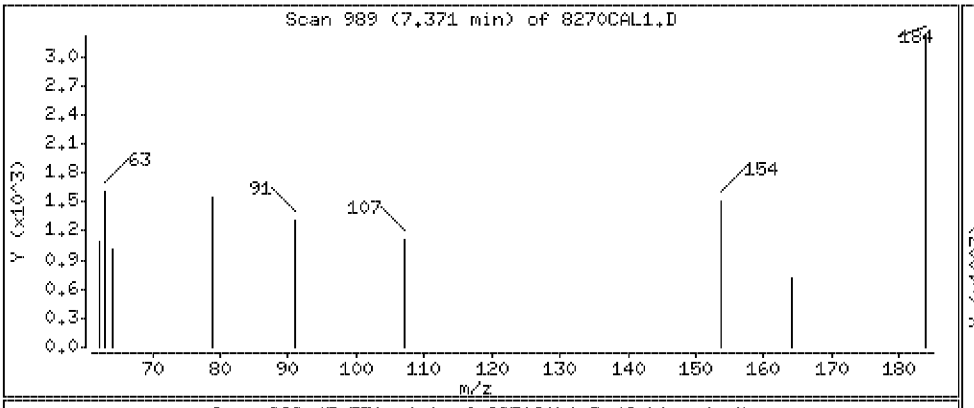

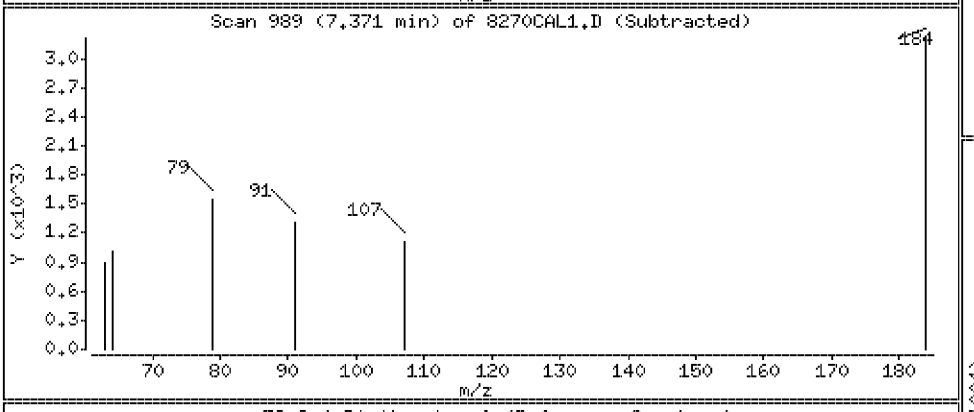

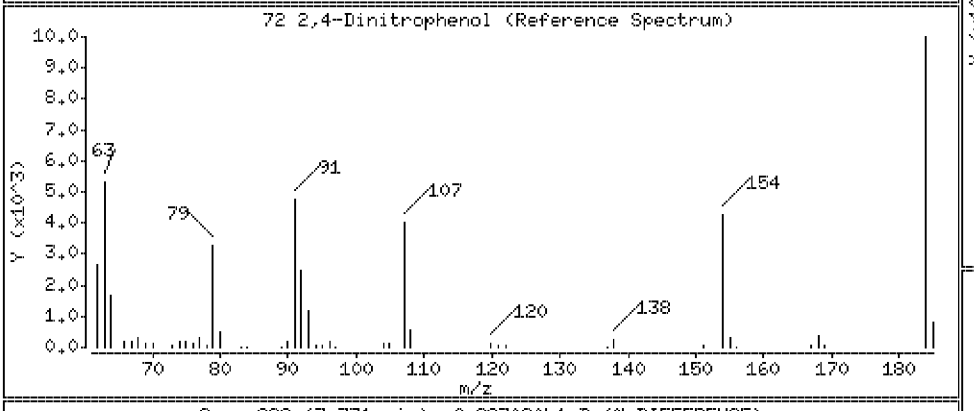

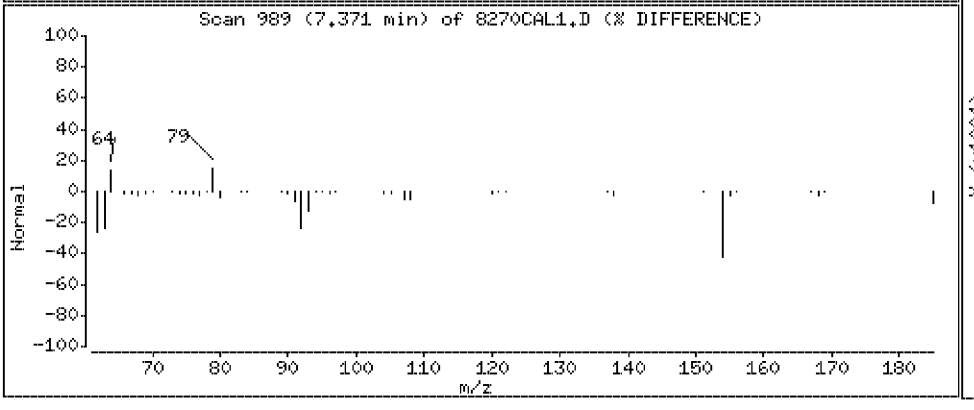

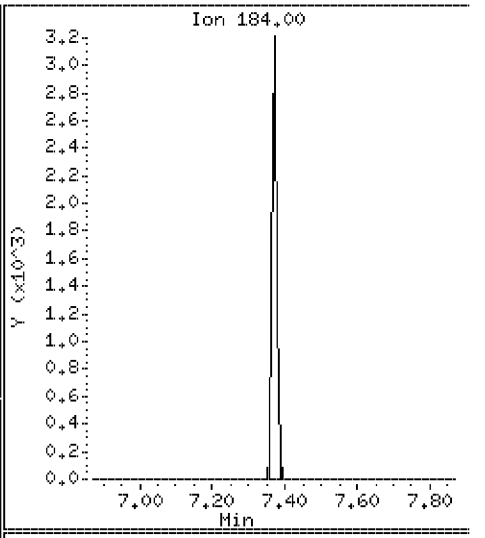

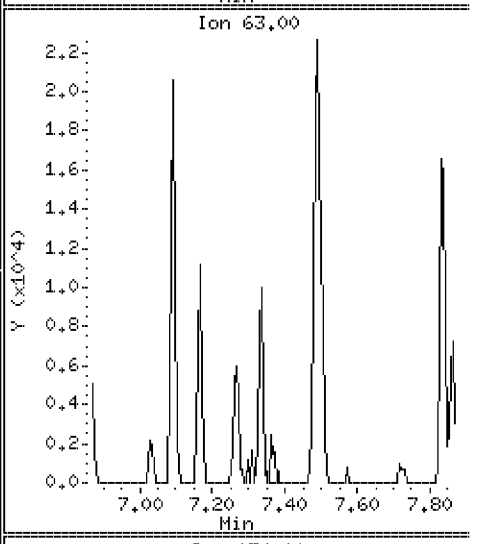

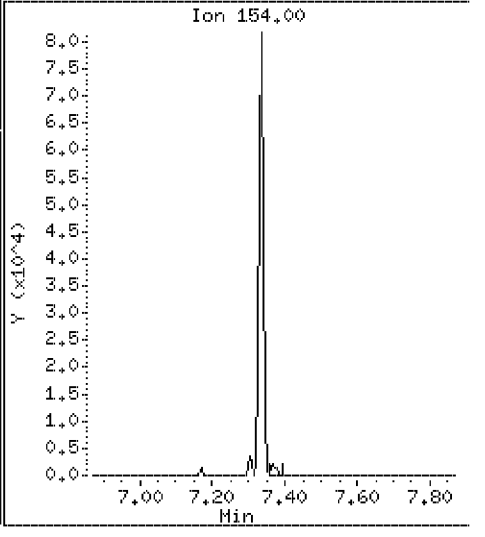

Data File: \\Svecd04\DD\chem\smsd03.i\S3042312.b\8270CAL1.D

Date : 23-APR-2012 12:45

Client ID: 8270CAL1

Instrument: smsd03.i

Sample Info: 45927

Purge Volume: 1000.0

Operator: PEL

Column phase: HPMS-5

Column diameter: 0.25

74 4-Nitrophenol

Concentration: 3.2 ug/l

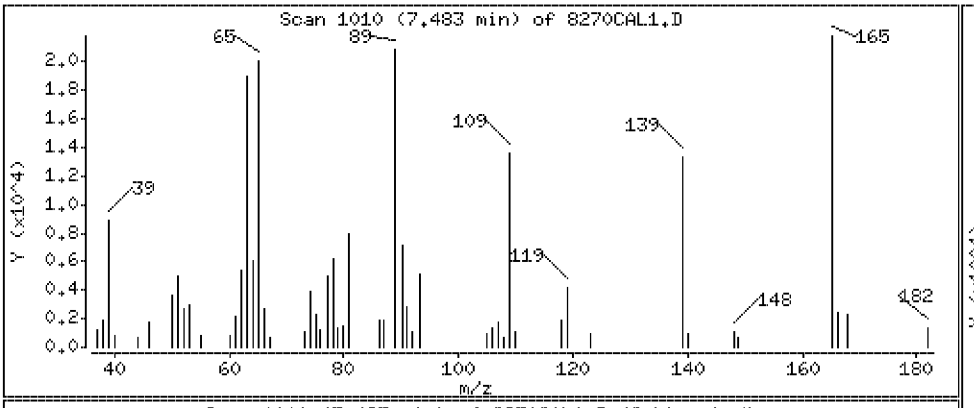

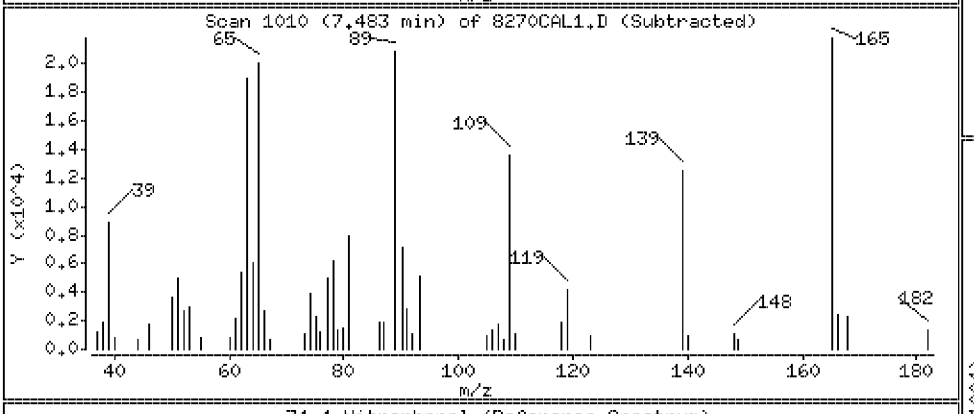

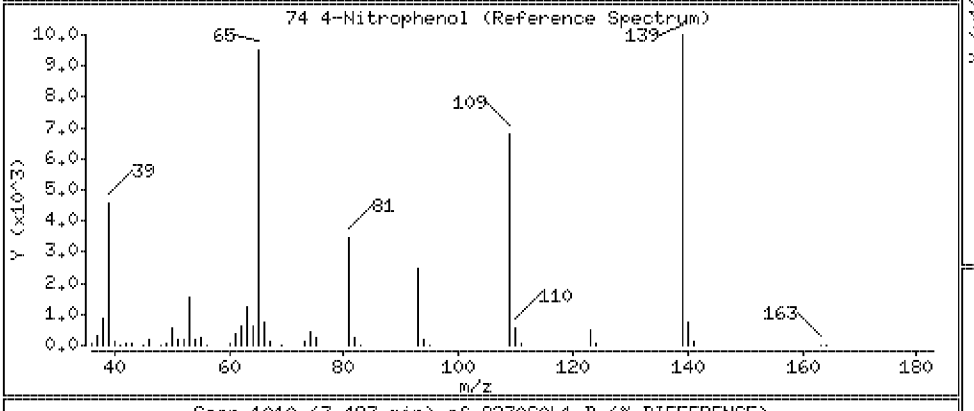

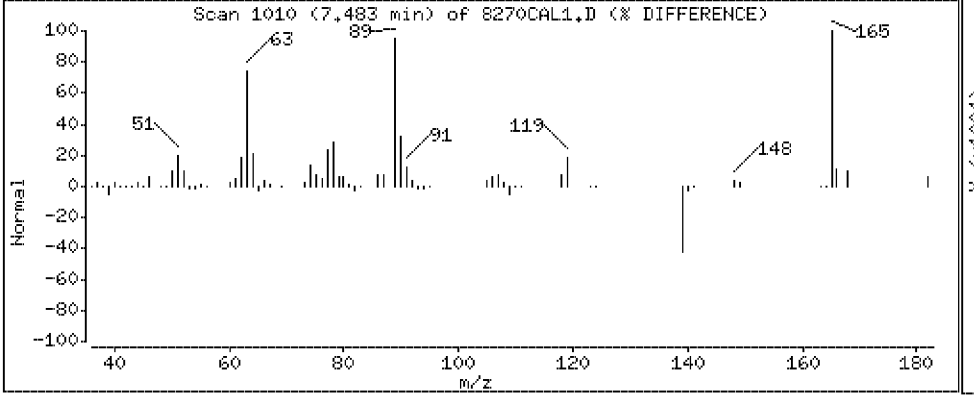

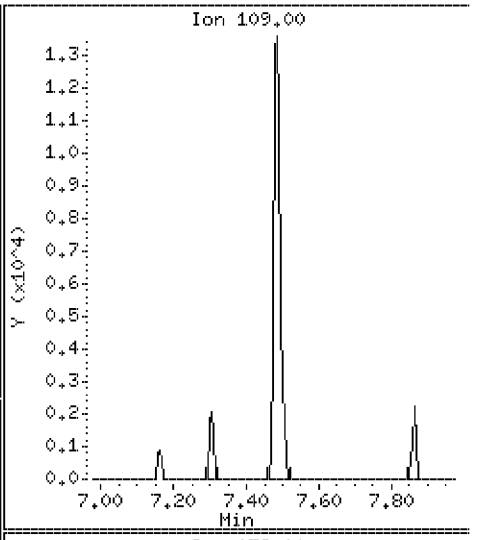

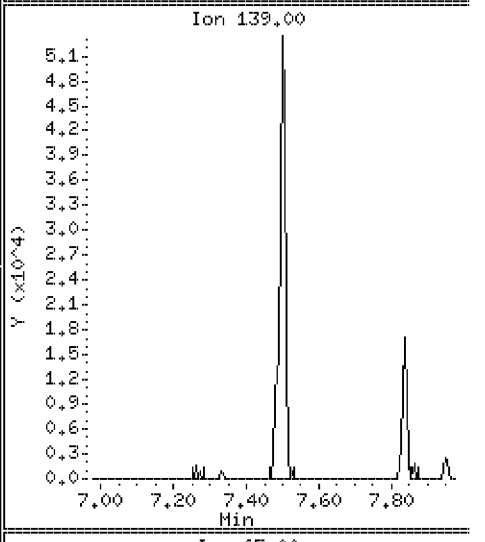

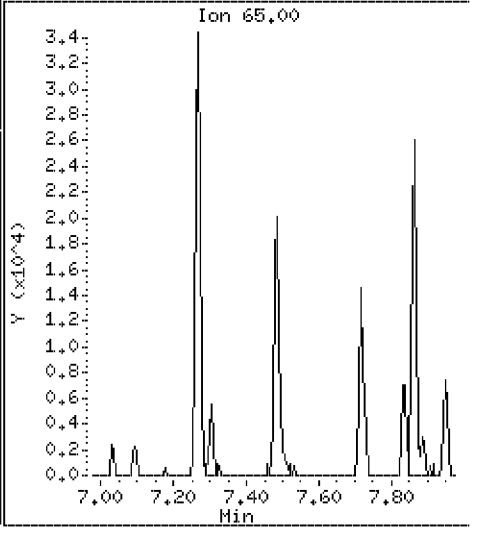

Data File: \\Svecd04\DD\chem\smsd03.i\S3042312.b\8270CAL1.D

Date : 23-APR-2012 12:45

Client ID: 8270CAL1 Instrument: smsd03.i

Sample Info: 45927

Purge Volume: 1000.0 Operator: PEL

Column phase: HPMS-5 Column diameter: 0.25

75 Dibenzofuran Concentration: 3.9 ug/l

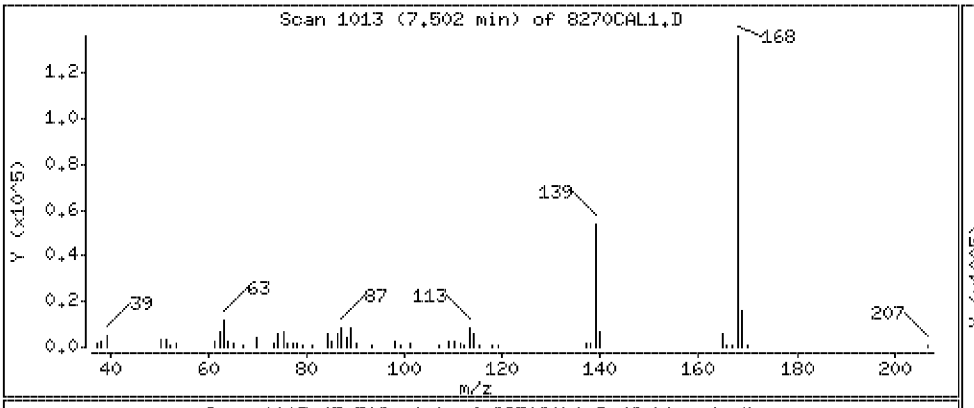

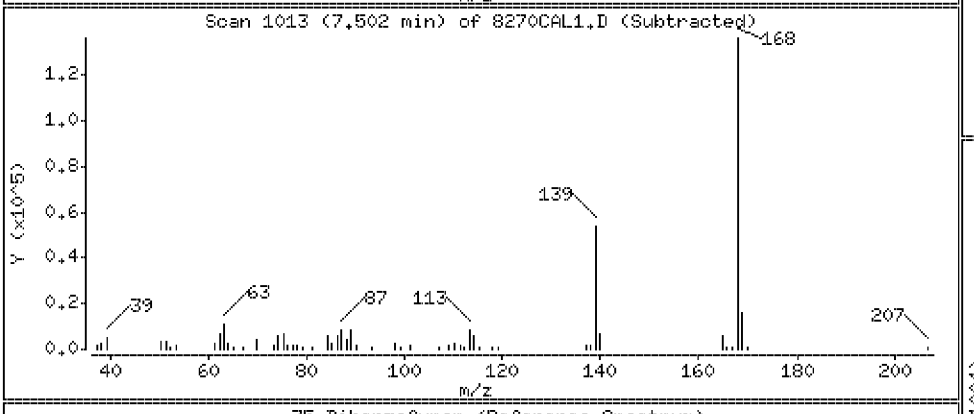

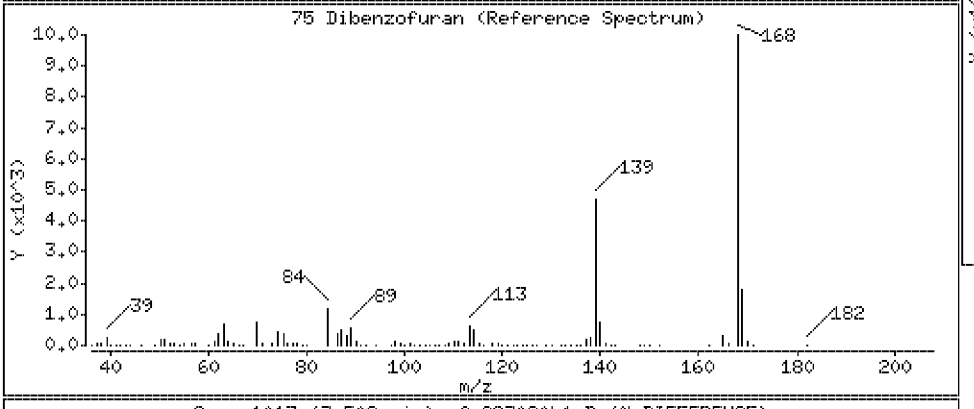

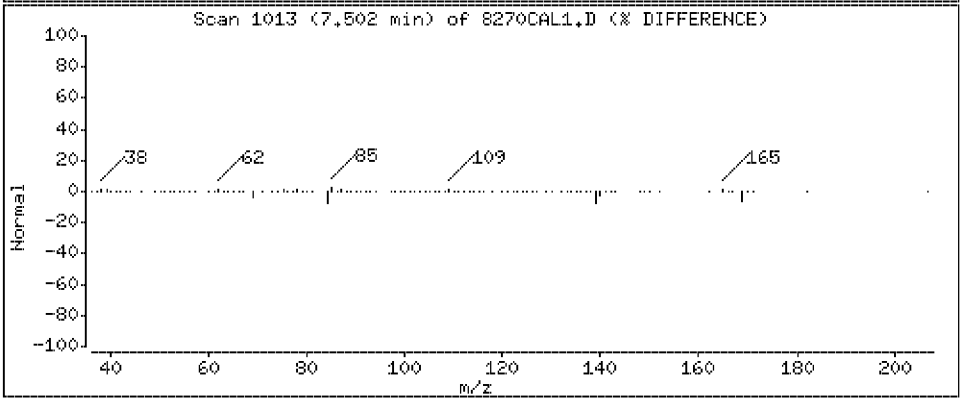

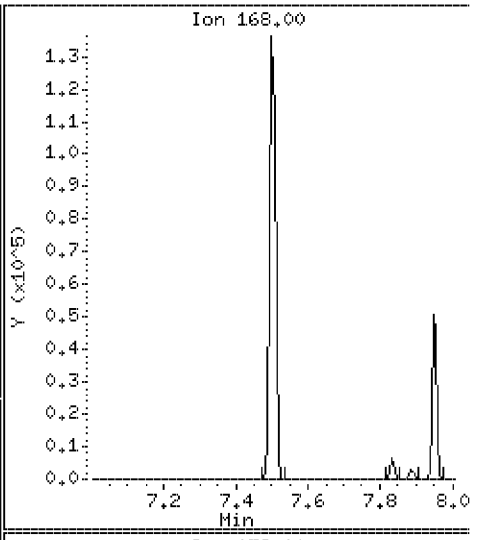

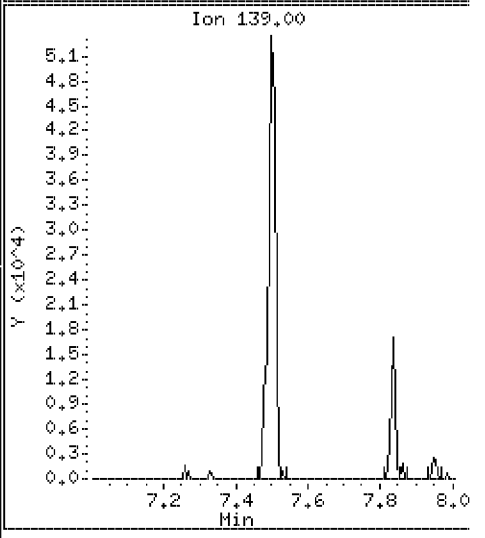

Data File: \\Svecd04\DD\chem\smsd03.i\S3042312.b\8270CAL1.D

Date : 23-APR-2012 12:45

Client ID: 8270CAL1

Instrument: smsd03.i

Sample Info: 45927

Purge Volume: 1000.0

Operator: PEL

Column phase: HPMS-5

Column diameter: 0.25

76 2,4-Dinitrotoluene

Concentration: 3.5 ug/l

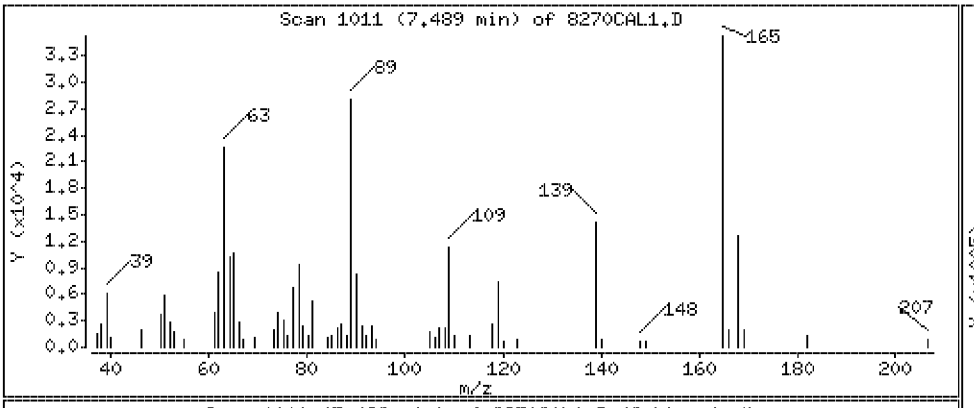

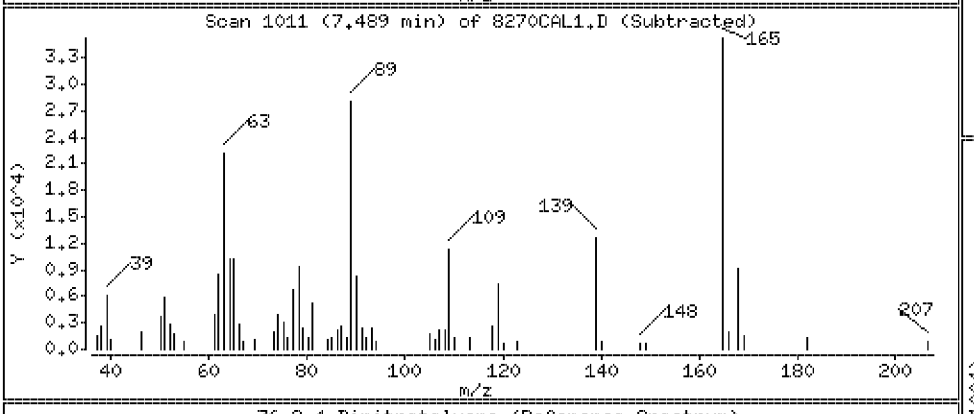

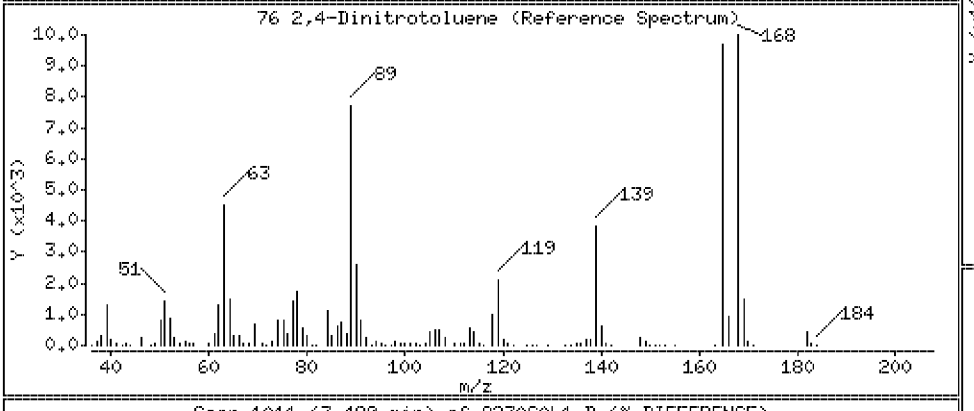

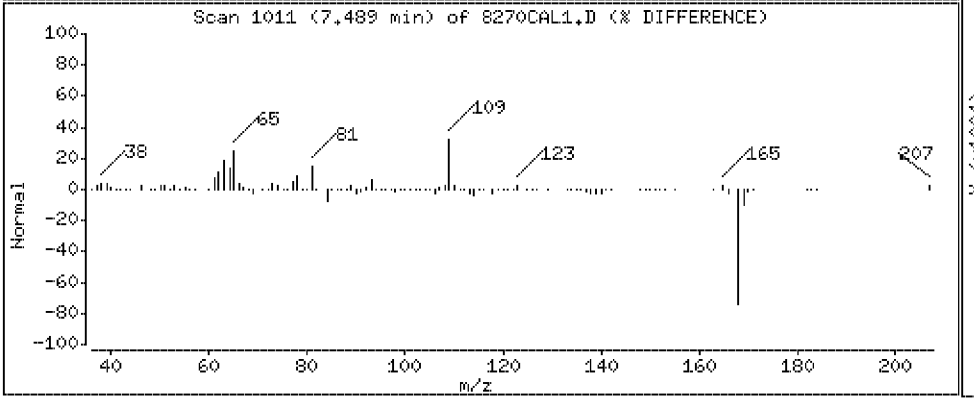

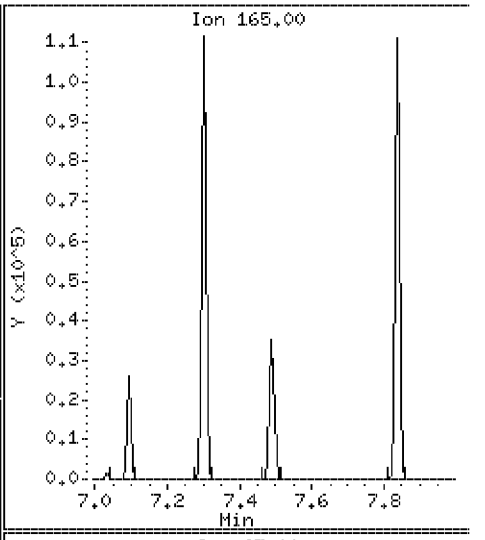

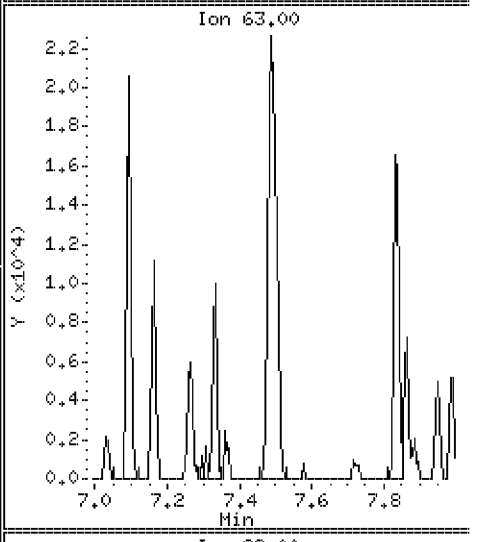

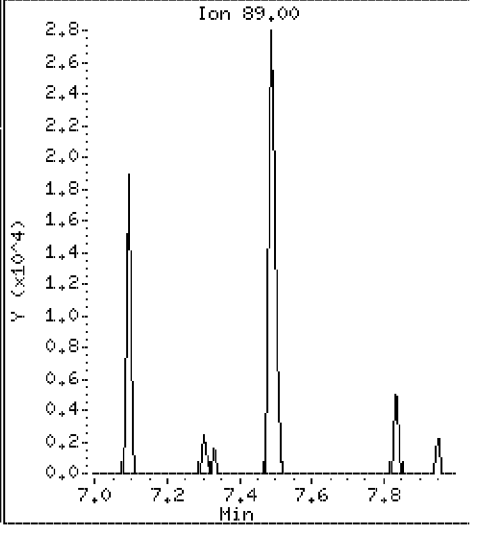

Data File: \\Svecd04\DD\chem\smsd03.i\S3042312.b\8270CAL1.D

Date : 23-APR-2012 12:45

Client ID: 8270CAL1

Instrument: smsd03.i

Sample Info: 45927

Purge Volume: 1000.0

Operator: PEL

Column phase: HPMS-5

Column diameter: 0.25

80 Diethylphthalate

Concentration: 4.0 ug/l

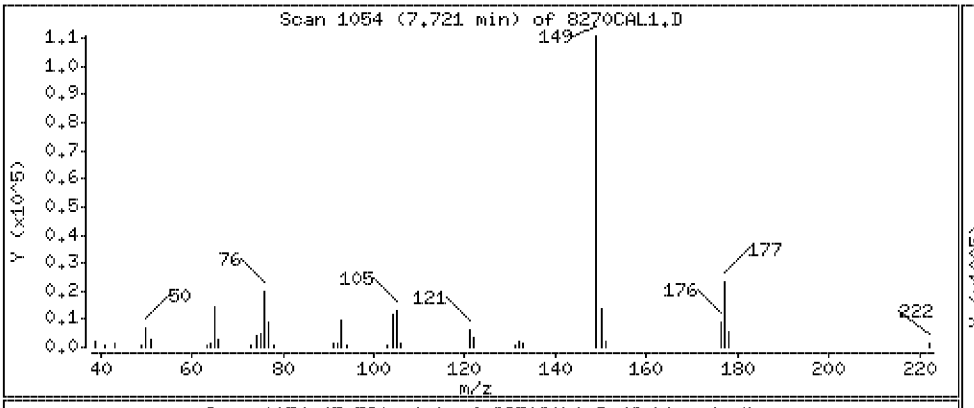

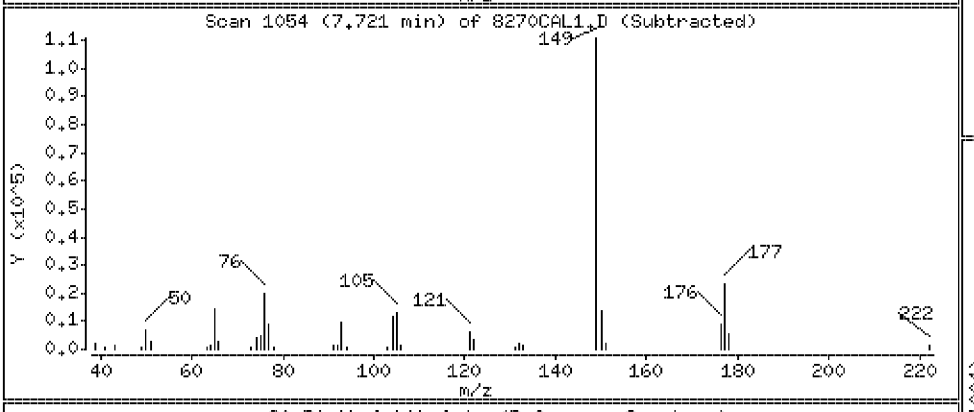

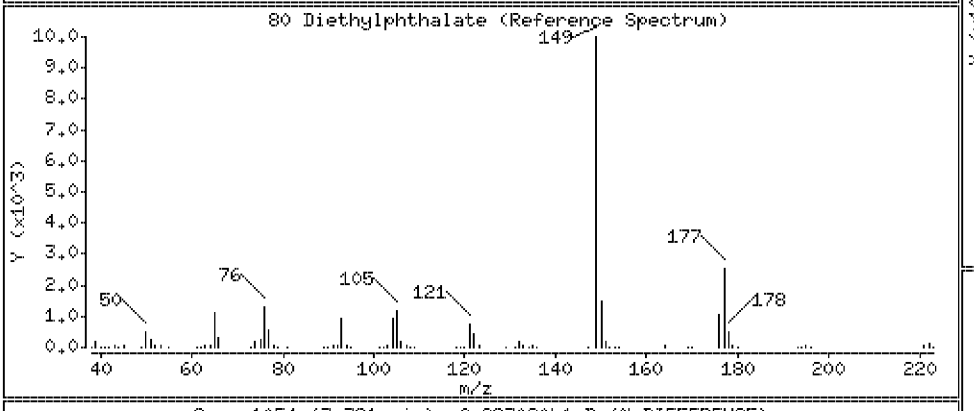

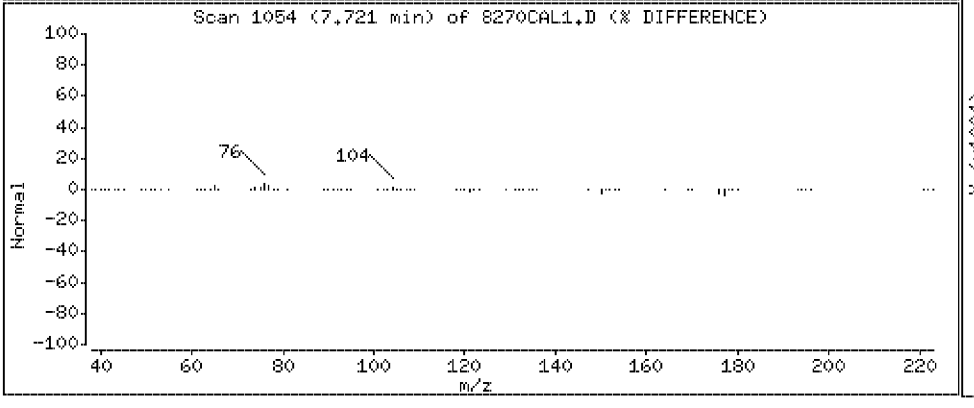

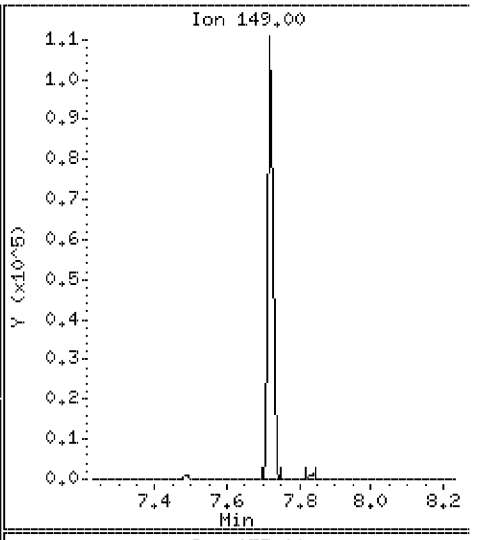

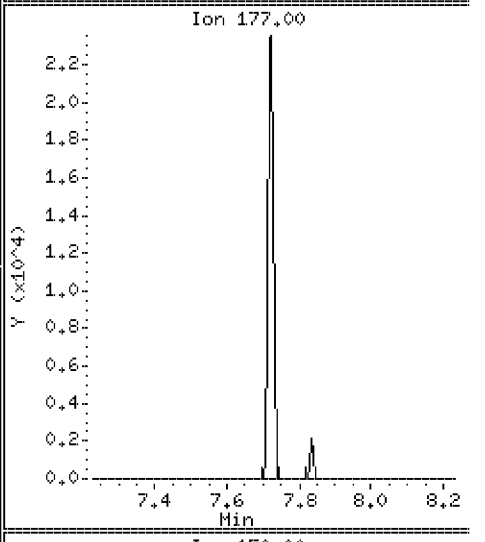

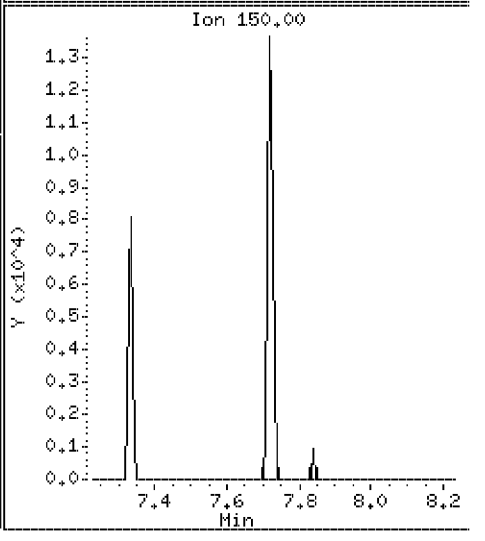

Data File: \\Svecd04\DD\chem\smsd03.i\S3042312.b\8270CAL1.D

Date : 23-APR-2012 12:45

Client ID: 8270CAL1

Instrument: smsd03.i

Sample Info: 45927

Purge Volume: 1000.0

Operator: PEL

Column phase: HPMS-5

Column diameter: 0.25

81 Fluorene

Concentration: 3.5 ug/l

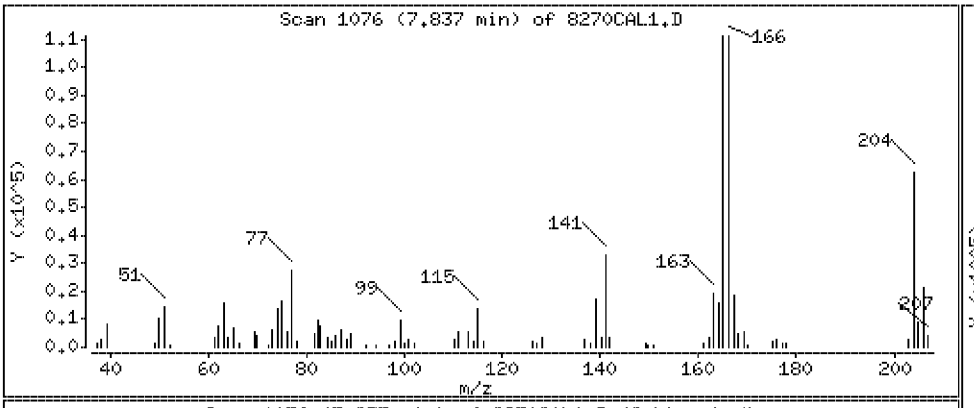

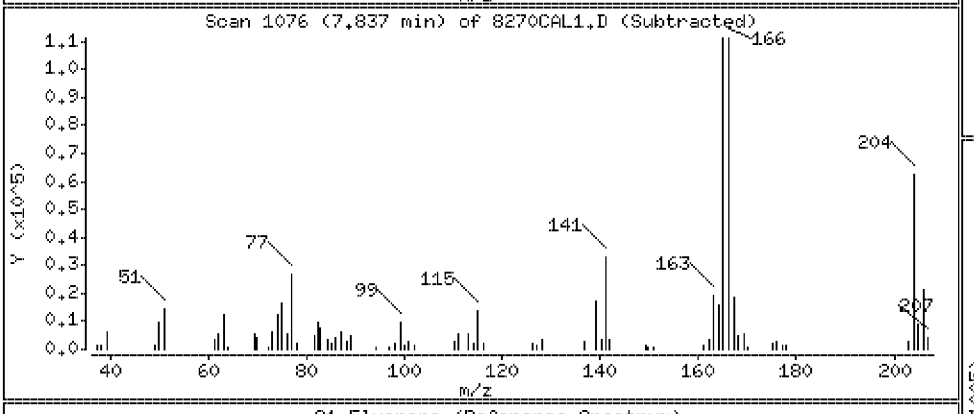

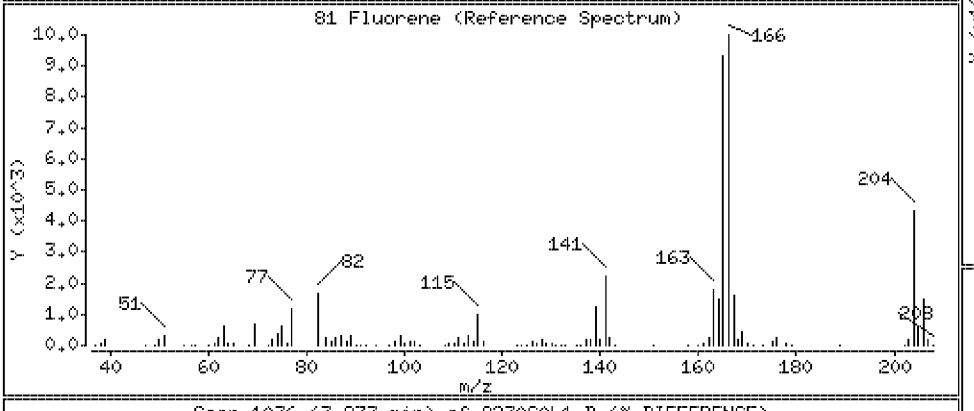

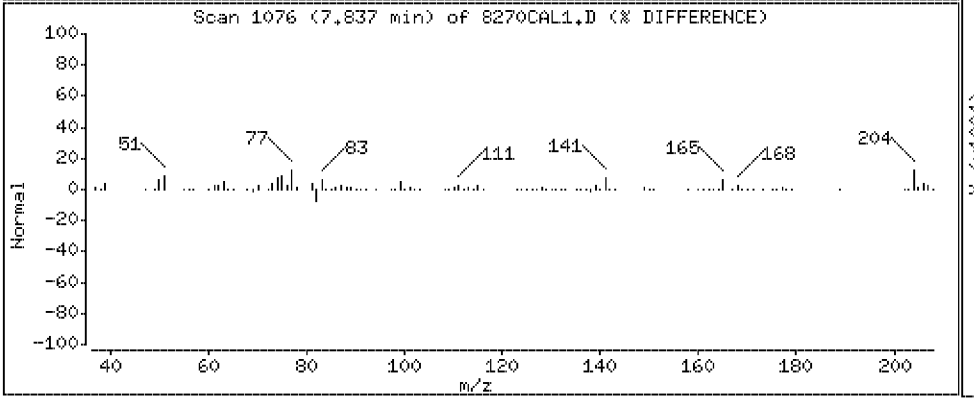

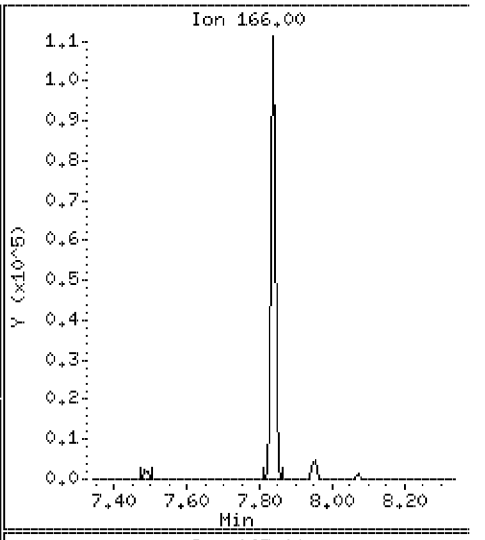

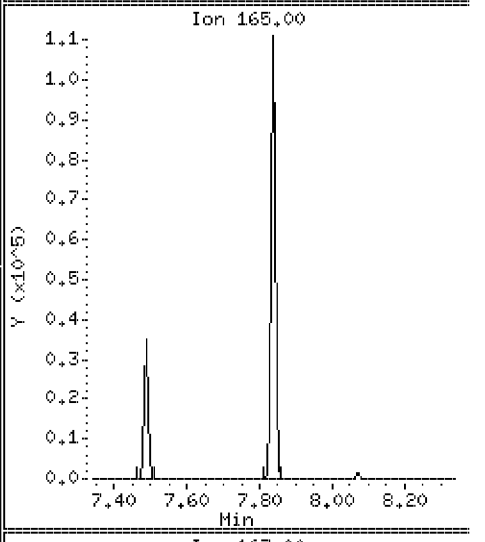

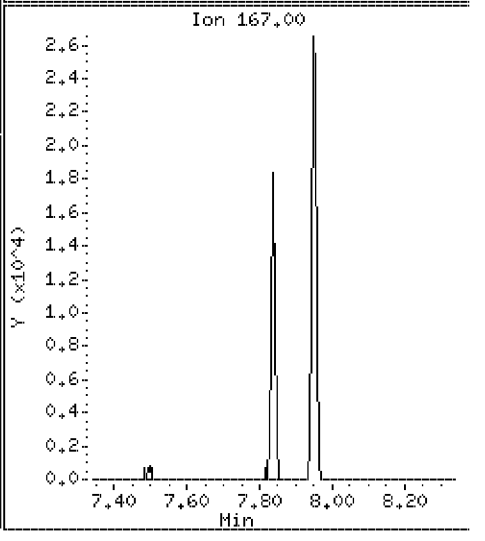

Data File: \\Svecd04\DD\chem\smsd03.i\S3042312.b\8270CAL1.D

Date : 23-APR-2012 12:45

Client ID: 8270CAL1 Instrument: smsd03.i

Sample Info: 45927

Purge Volume: 1000.0 Operator: PEL

Column phase: HPMS-5 Column diameter: 0.25

82 4-Chlorophenyl-phenylether Concentration: 3.4 ug/l

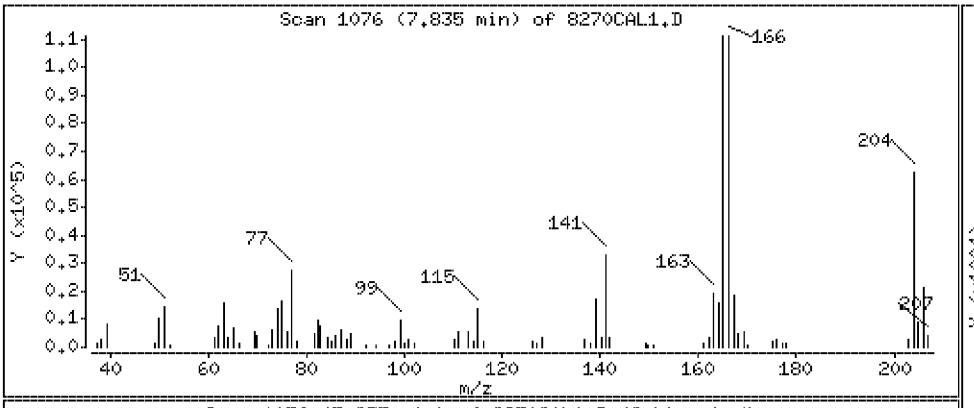

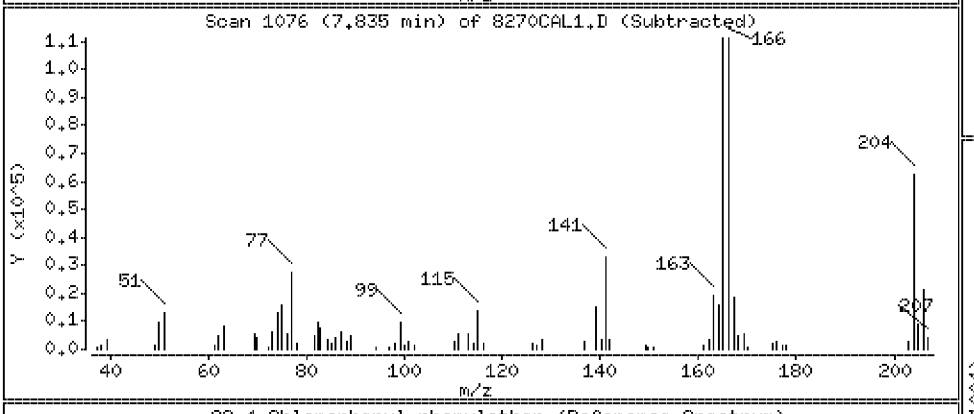

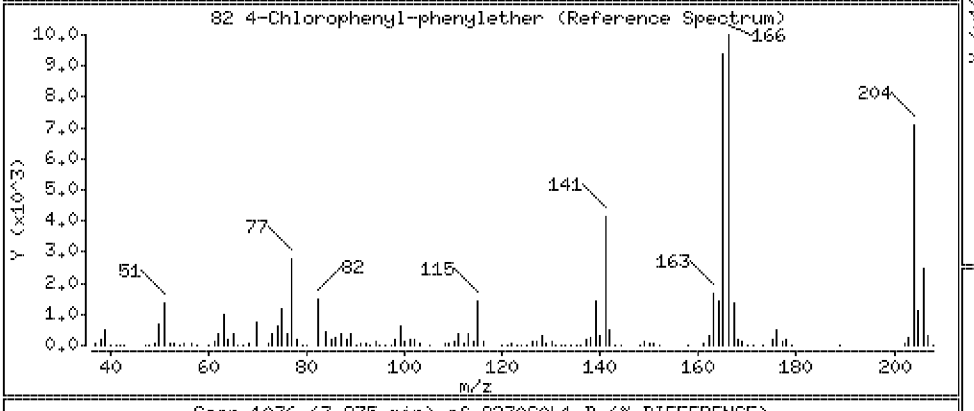

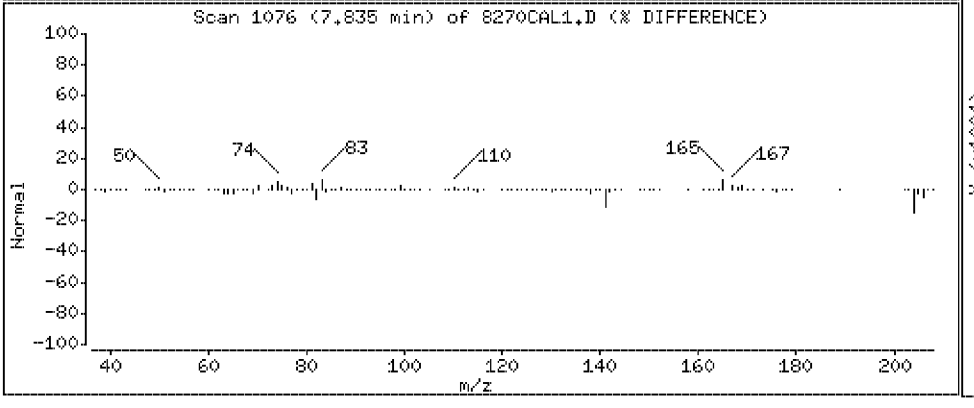

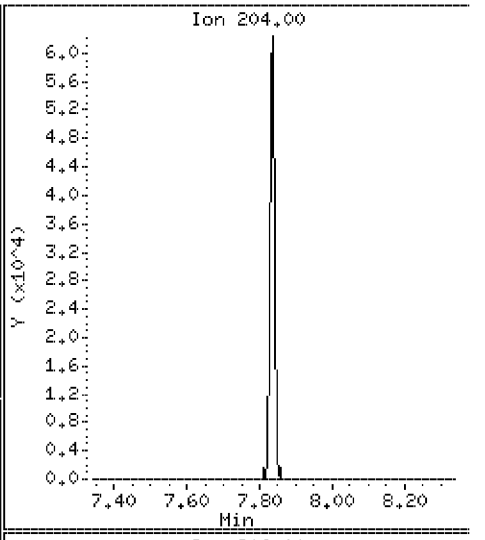

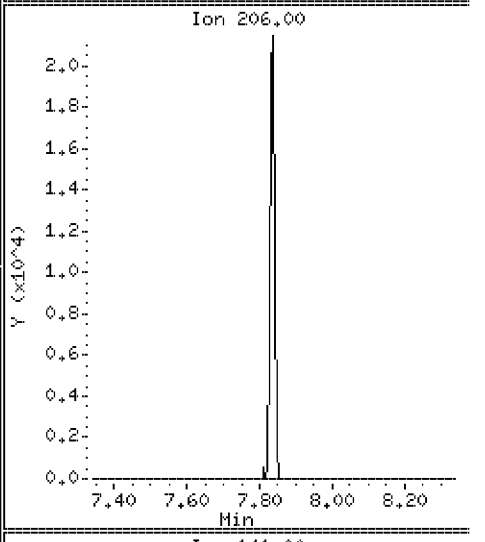

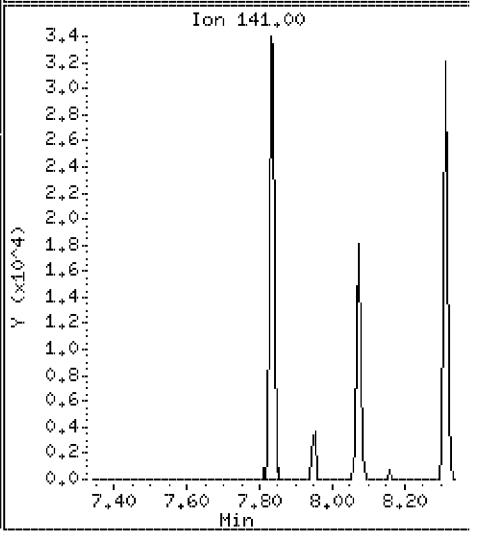

Data File: \\Svecd04\DD\chem\smsd03.i\S3042312.b\8270CAL1.D

Date : 23-APR-2012 12:45

Client ID: 8270CAL1 Instrument: smsd03.i

Sample Info: 45927

Purge Volume: 1000.0 Operator: PEL

Column phase: HPMS-5 Column diameter: 0.25

84 4-Nitroaniline Concentration: 4.5 ug/l

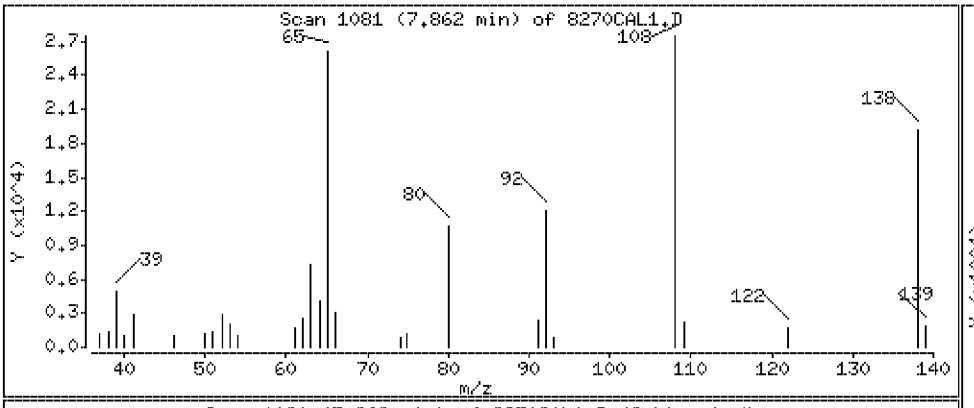

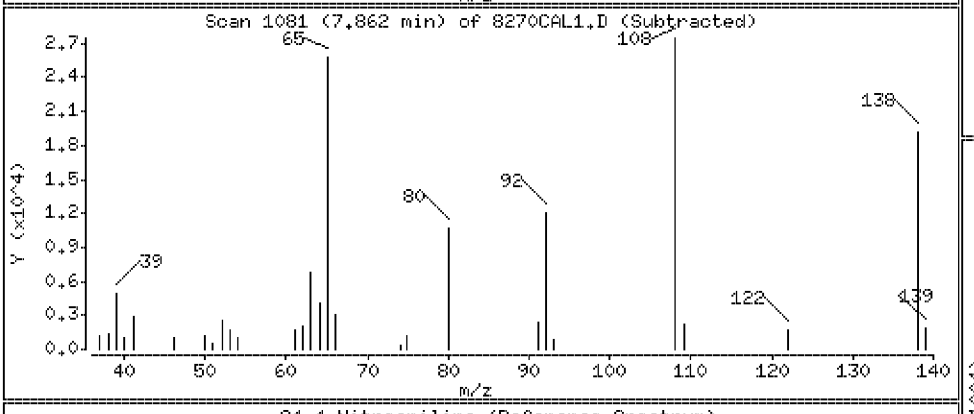

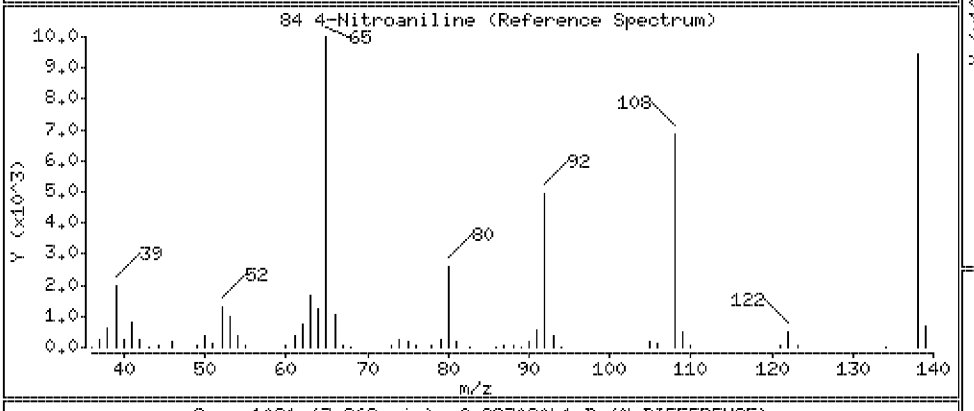

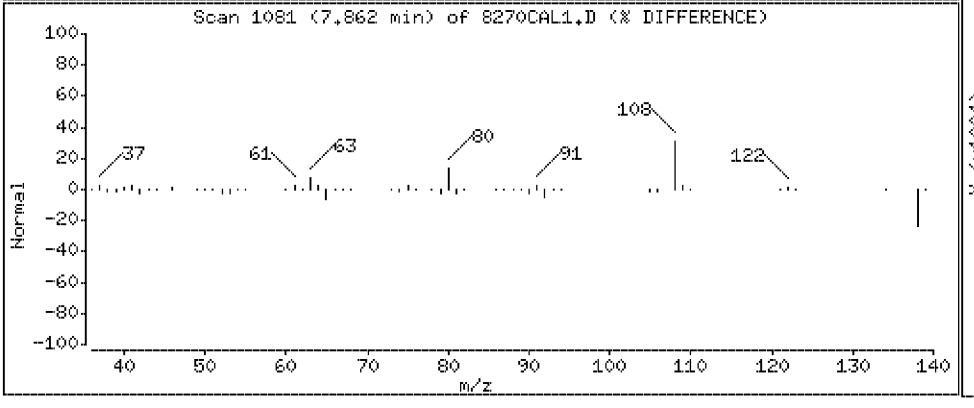

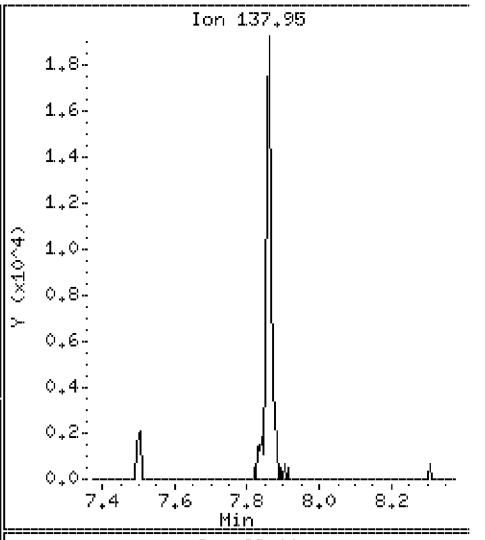

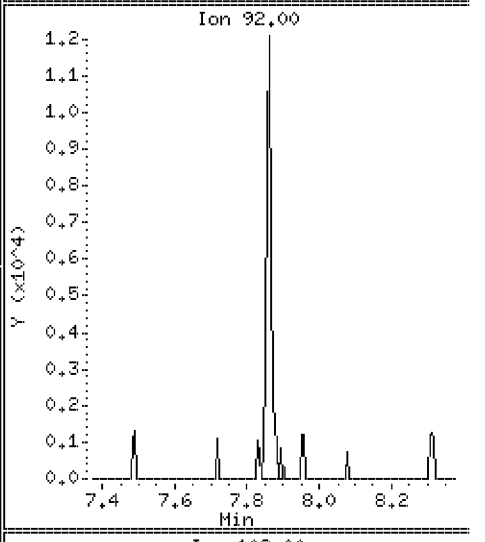

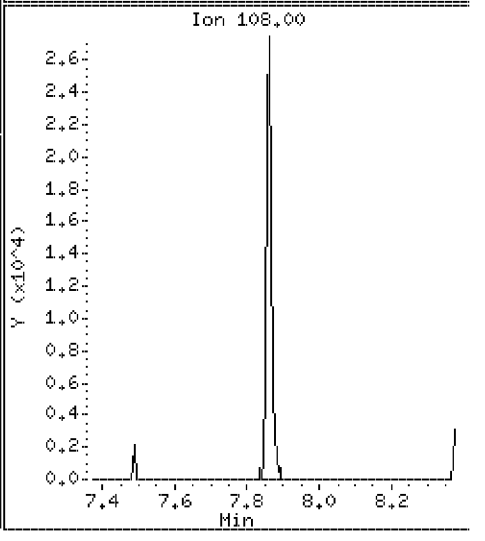

Data File: \\Svecd04\DD\chem\smsd03.i\S3042312.b\8270CAL1.D

Date : 23-APR-2012 12:45

Client ID: 8270CAL1

Instrument: smsd03.i

Sample Info: 45927

Purge Volume: 1000.0

Operator: PEL

Column phase: HPMS-5

Column diameter: 0.25

85 4,6-Dinitro-2-methylphenol

Concentration: 5.9 ug/l

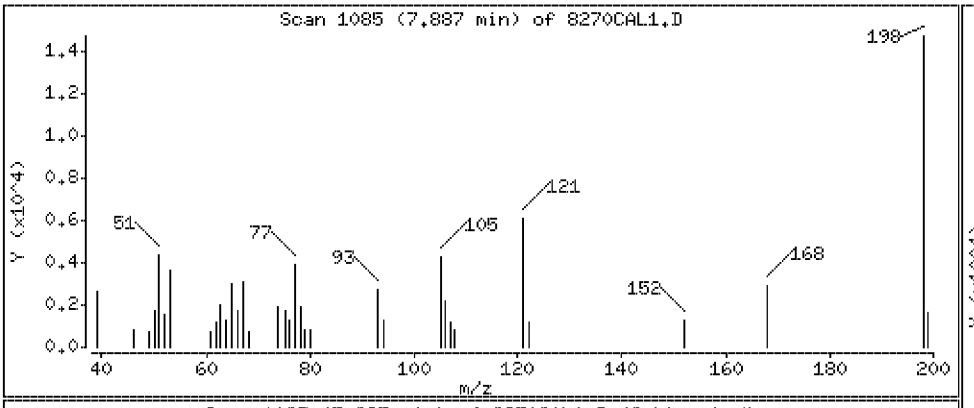

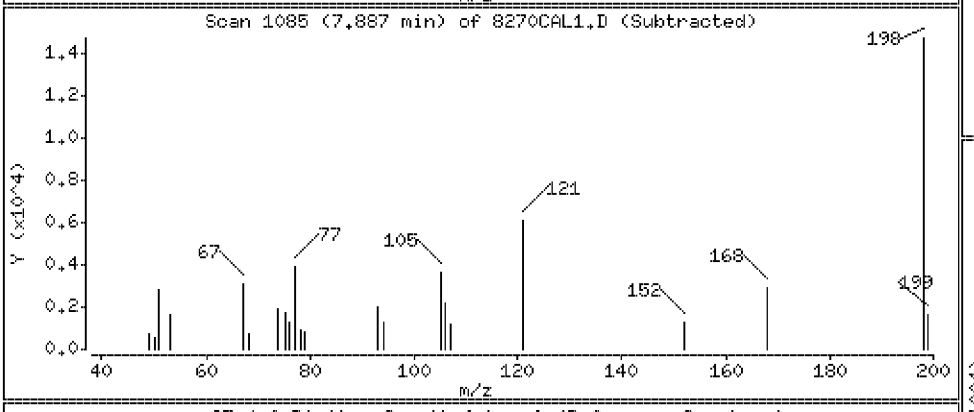

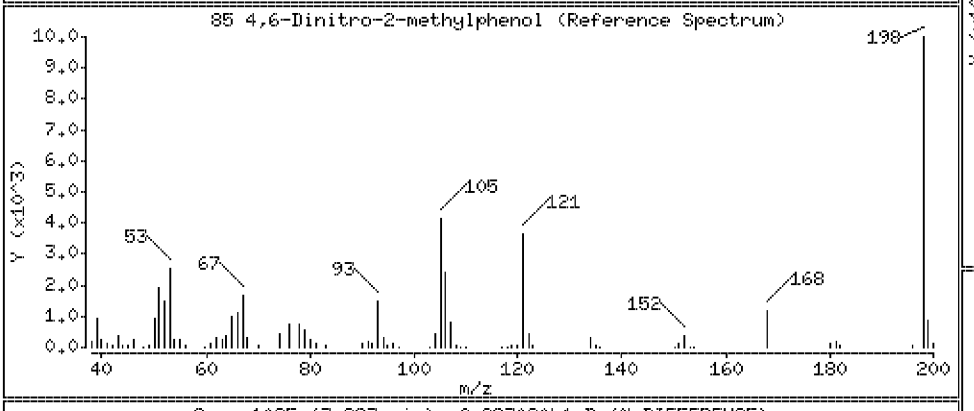

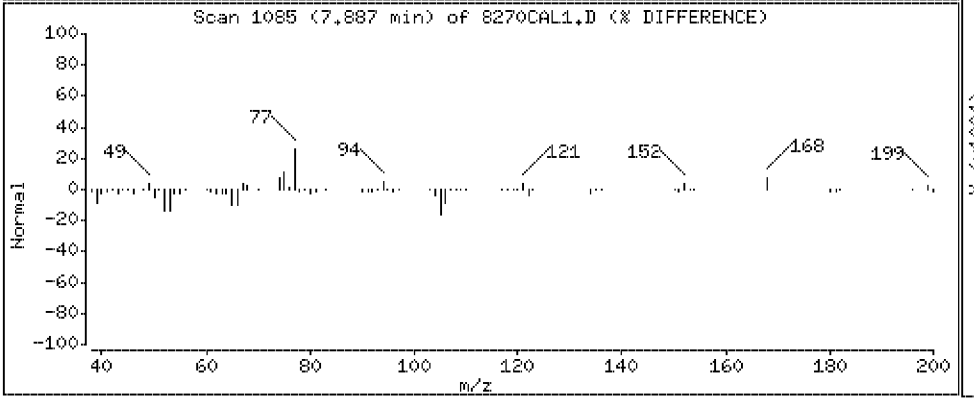

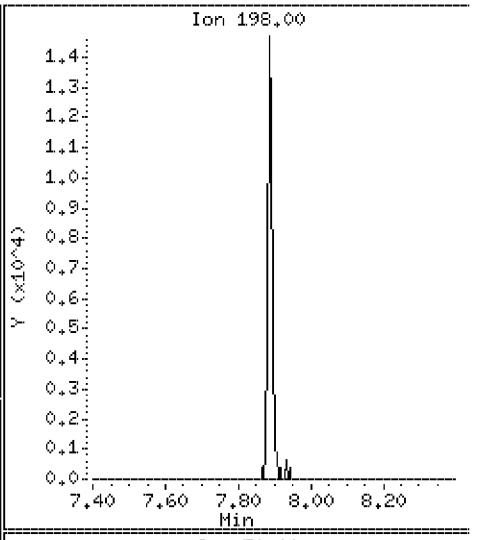

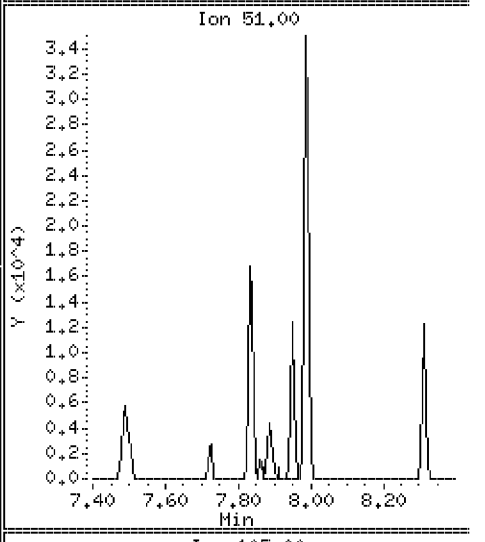

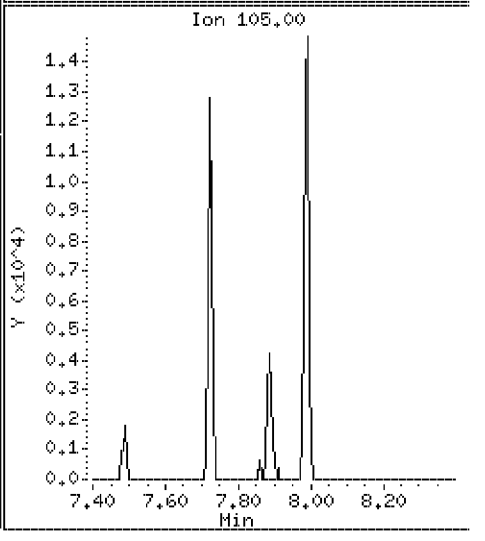

Data File: \\Svecd04\DD\chem\smsd03.i\S3042312.b\8270CAL1.D

Date : 23-APR-2012 12:45

Client ID: 8270CAL1 Instrument: smsd03.i

Sample Info: 45927

Purge Volume: 1000.0 Operator: PEL

Column phase: HPMS-5 Column diameter: 0.25

86 N-Nitrosodiphenylamine Concentration: 3.8 ug/l

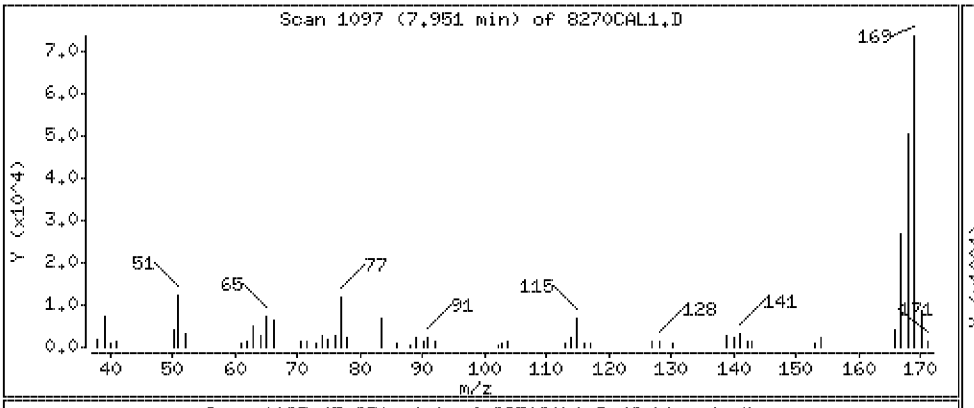

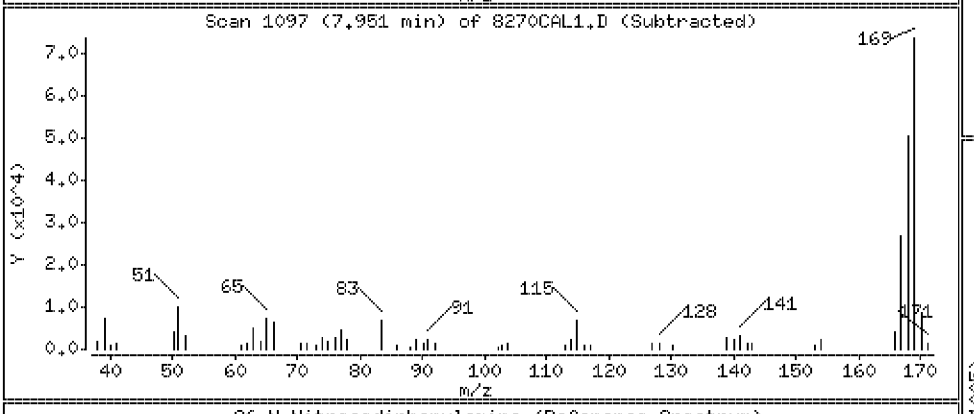

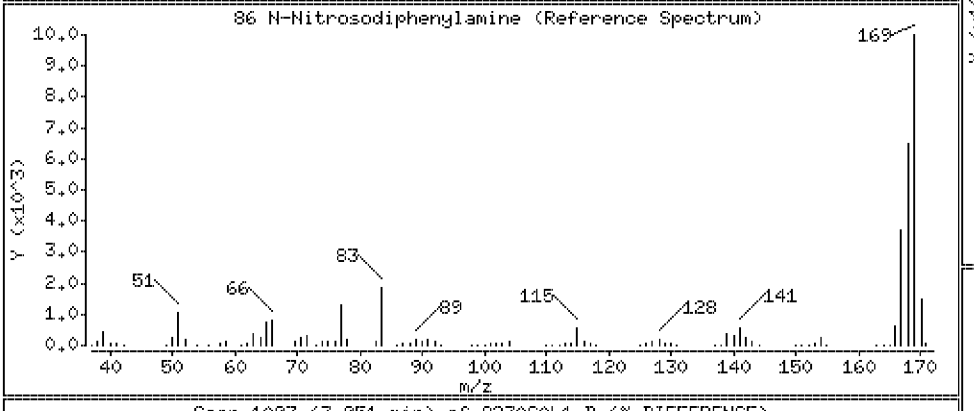

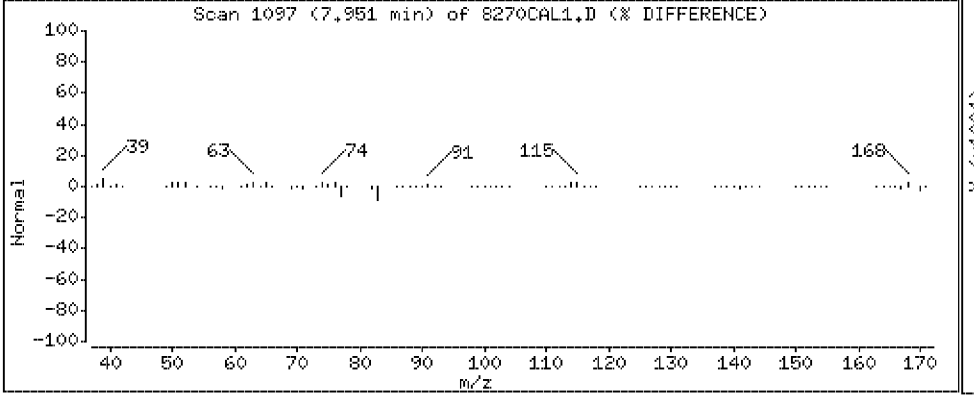

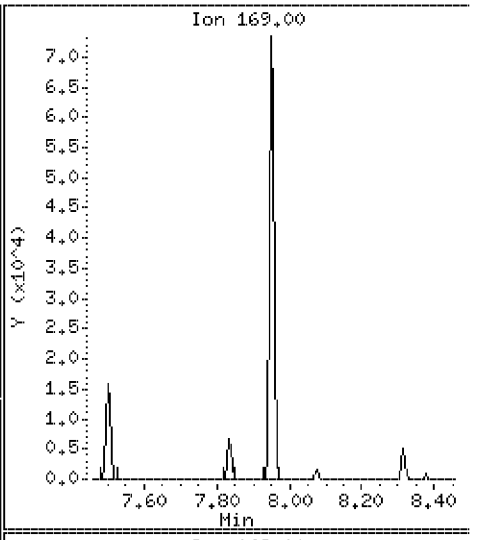

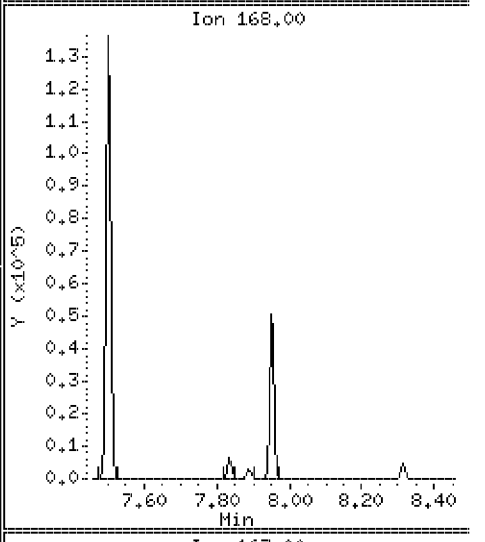

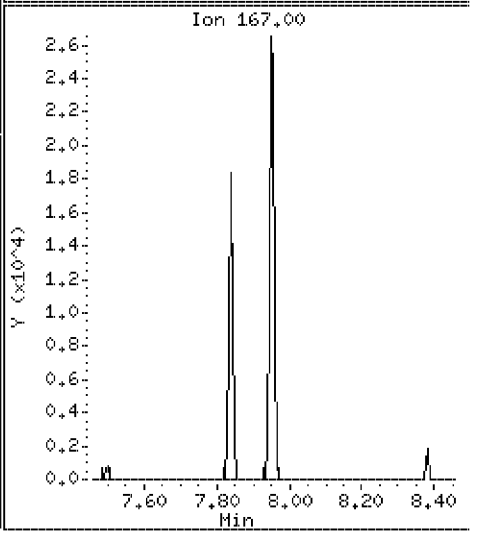

Data File: \\Svecd04\DD\chem\smsd03.i\S3042312.b\8270CAL1.D

Date : 23-APR-2012 12:45

Client ID: 8270CAL1

Instrument: smsd03.i

Sample Info: 45927

Purge Volume: 1000.0

Operator: PEL

Column phase: HPMS-5

Column diameter: 0.25

87 1,2-Diphenylhydrazine

Concentration: 4.0 ug/l

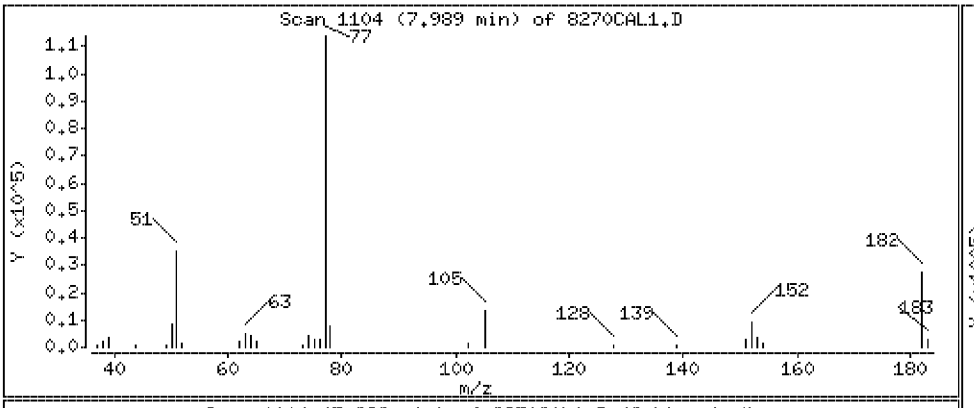

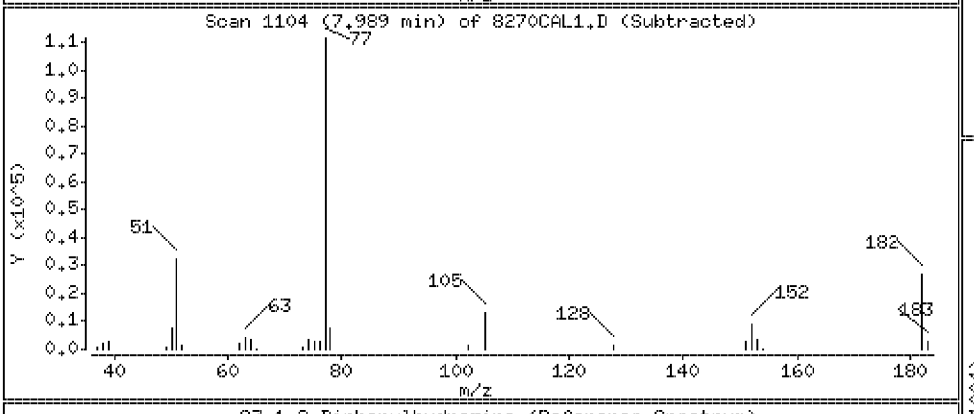

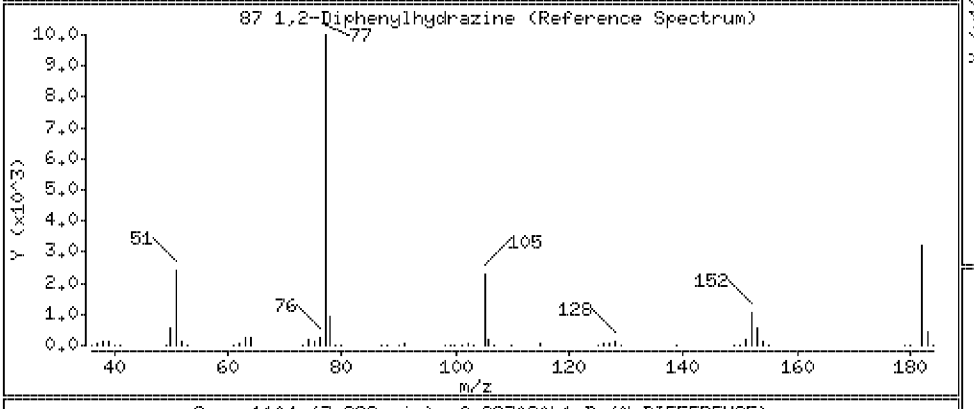

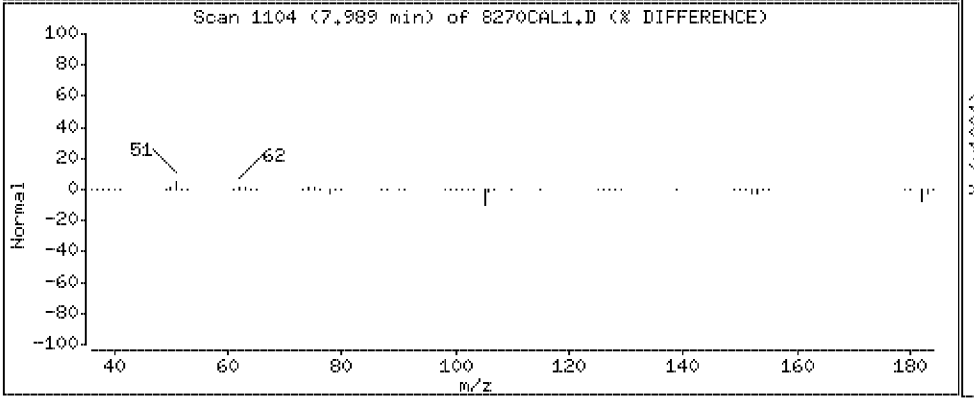

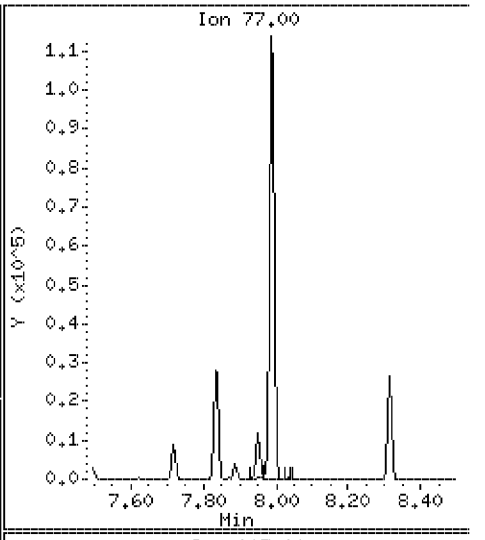

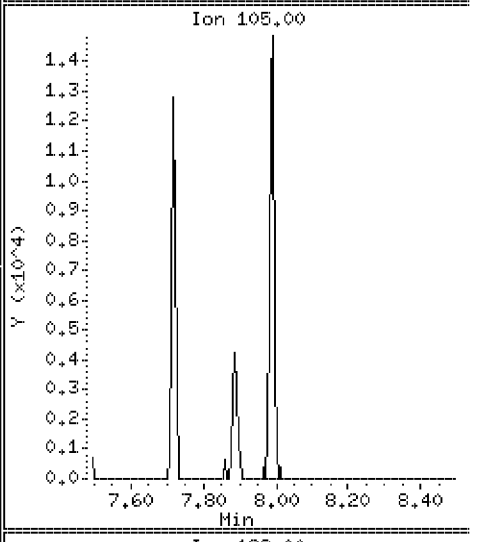

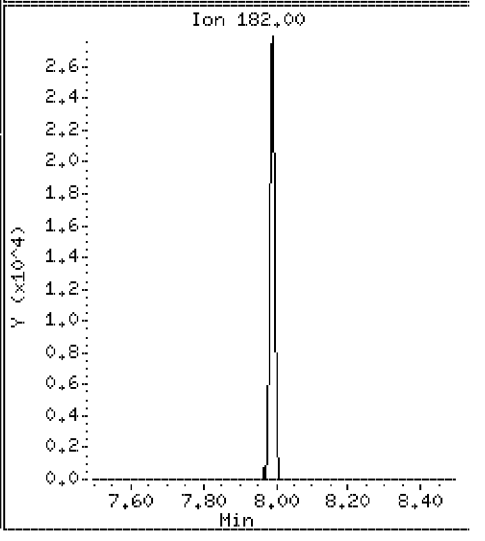

Data File: \\Svecd04\DD\chem\smsd03.i\S3042312.b\8270CAL1.D

Date : 23-APR-2012 12:45

Client ID: 8270CAL1 Instrument: smsd03.i

Sample Info: 45927

Purge Volume: 1000.0 Operator: PEL

Column phase: HPMS-5 Column diameter: 0.25

93 4-Bromophenylphenylether Concentration: 3.7 ug/l

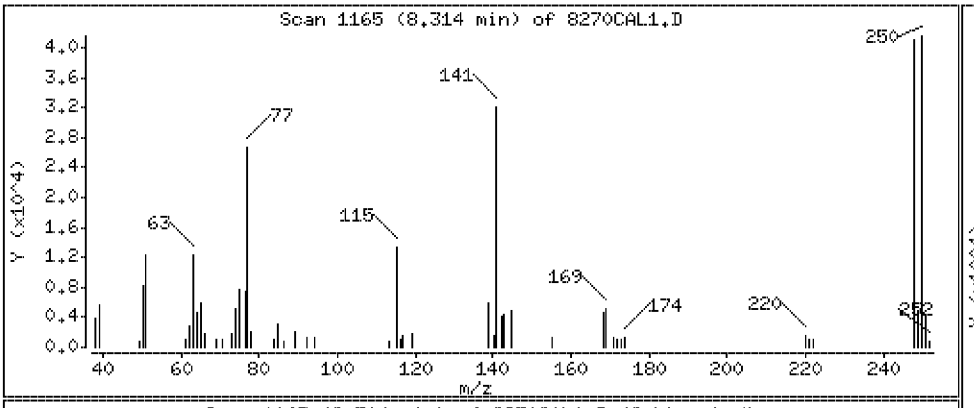

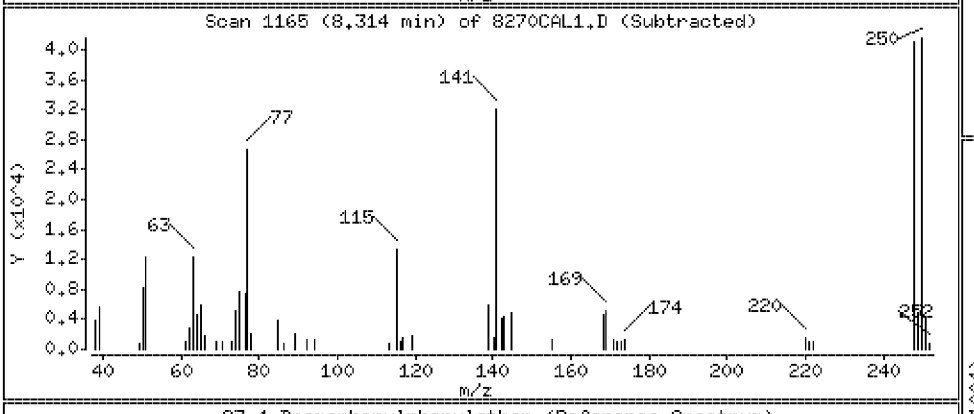

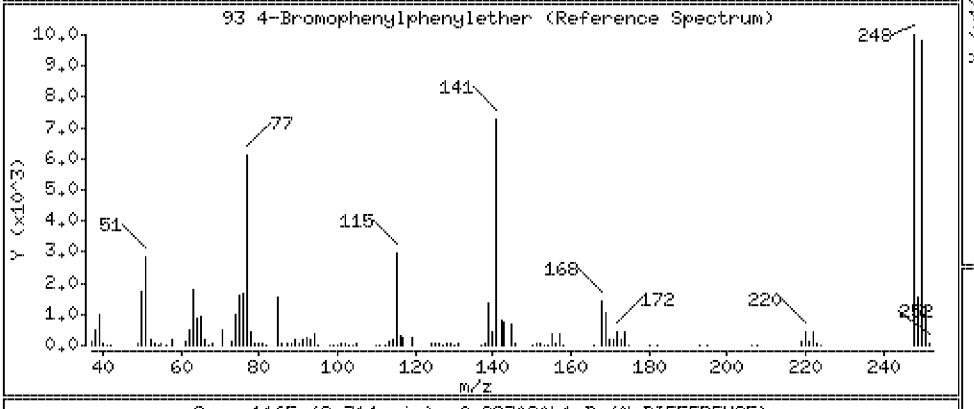

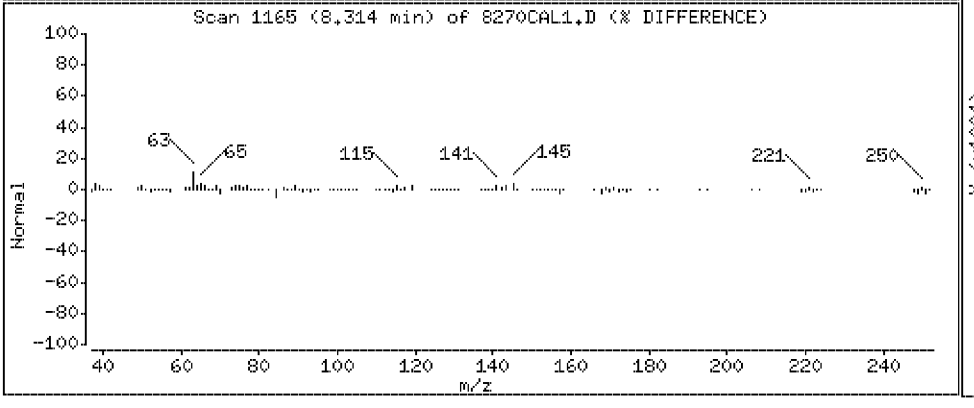

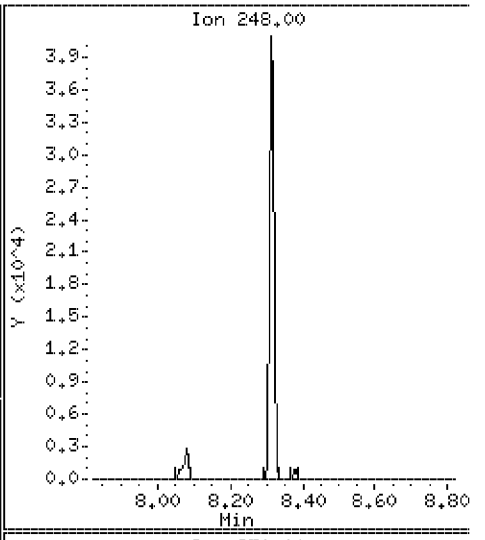

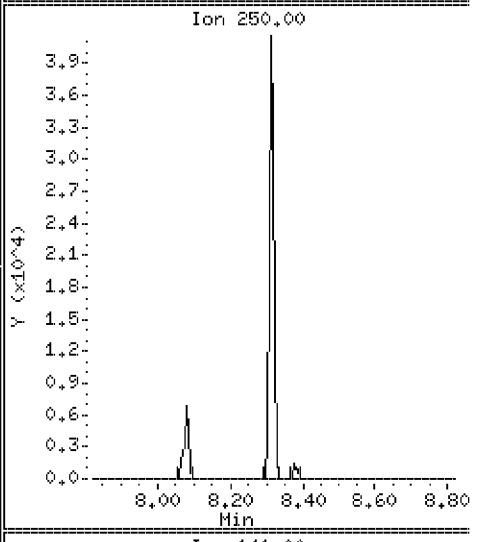

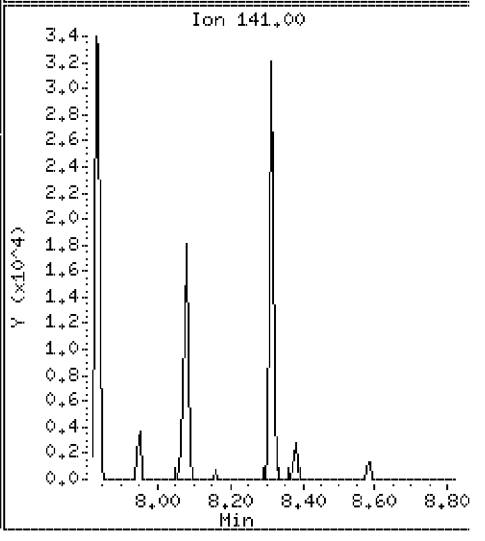

Data File: \\Svecd04\DD\chem\smsd03.i\S3042312.b\8270CAL1.D

Date : 23-APR-2012 12:45

Client ID: 8270CAL1

Instrument: smsd03.i

Sample Info: 45927

Purge Volume: 1000.0

Operator: PEL

Column phase: HPMS-5

Column diameter: 0.25

94 Hexachlorobenzene

Concentration: 3.8 ug/l

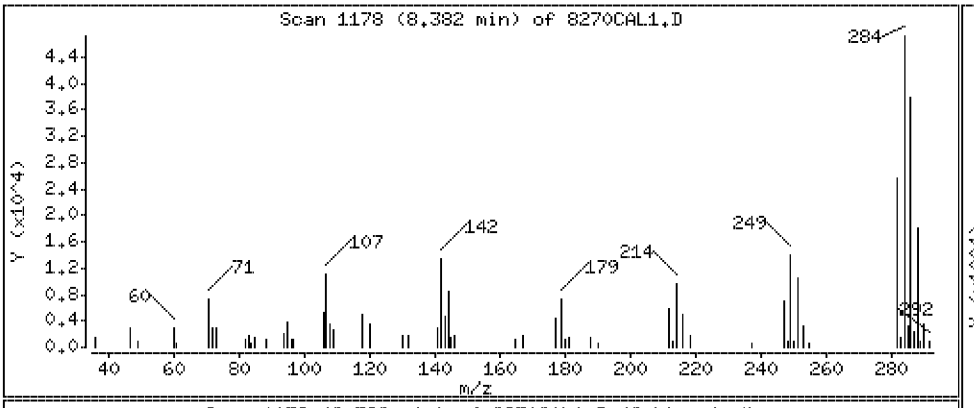

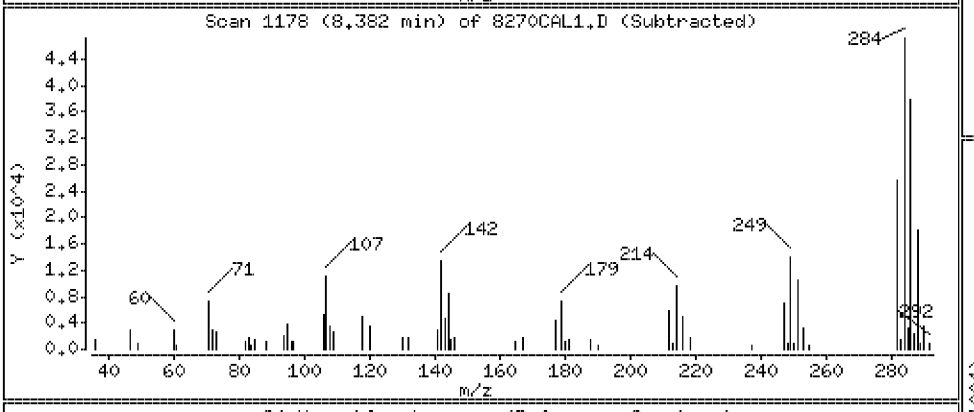

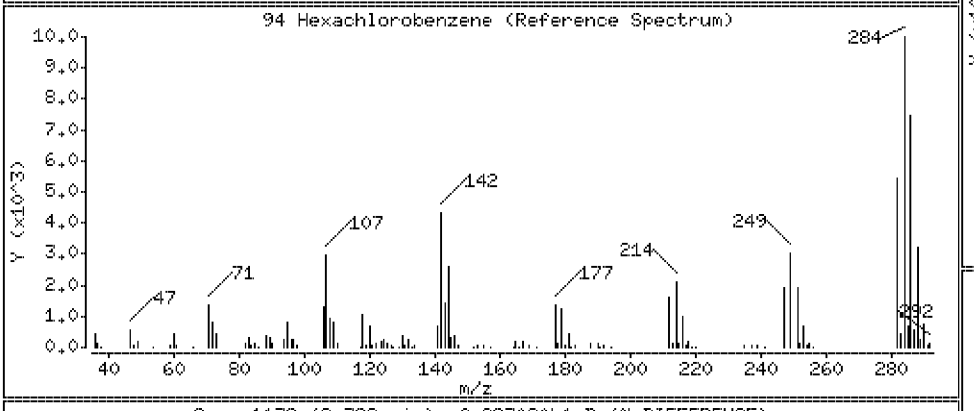

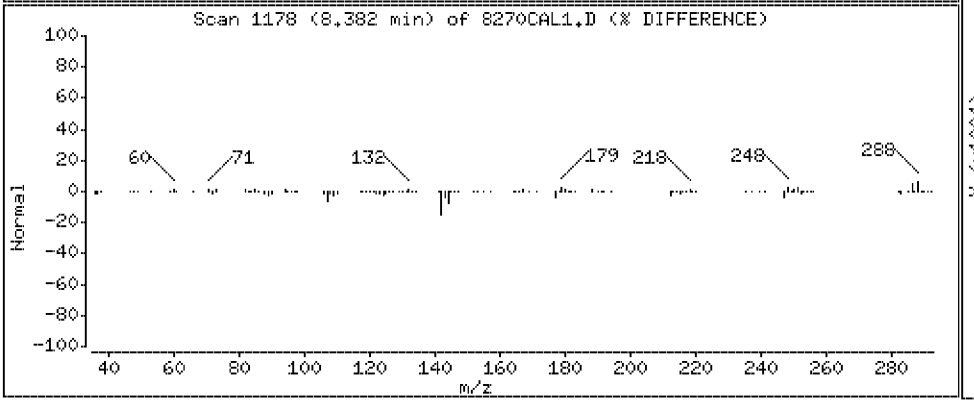

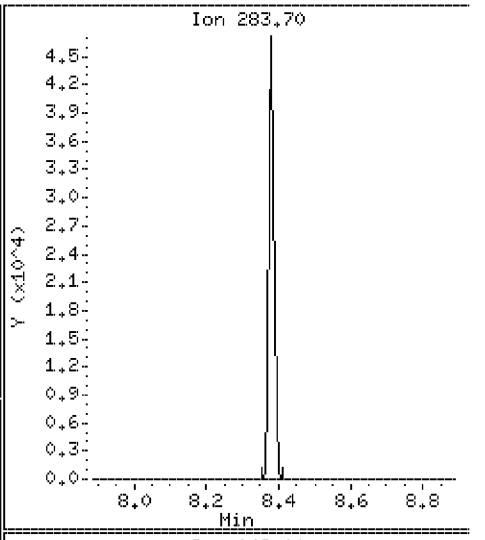

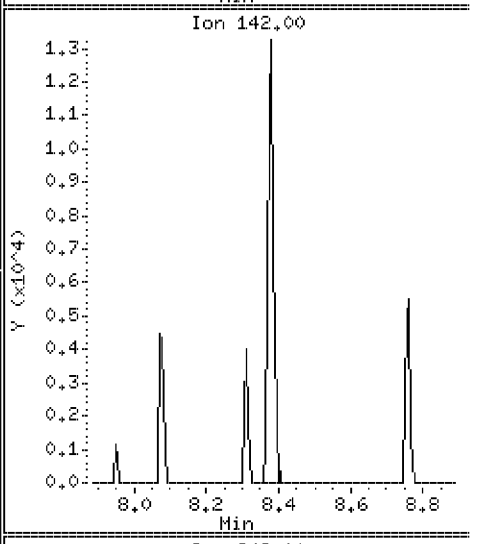

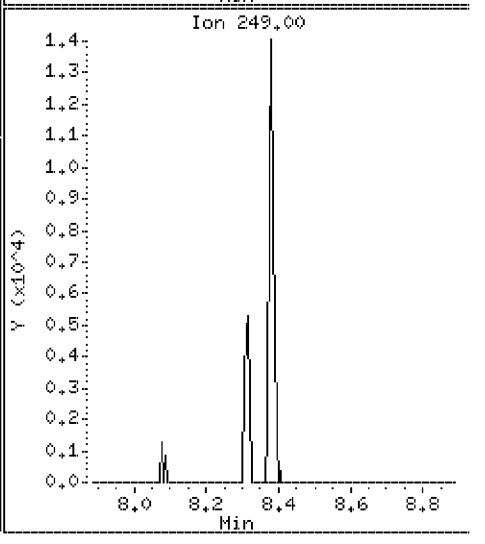

Data File: \\Svecd04\DD\chem\smsd03.i\S3042312.b\8270CAL1.D

Date : 23-APR-2012 12:45

Client ID: 8270CAL1 Instrument: smsd03.i

Sample Info: 45927

Purge Volume: 1000.0 Operator: PEL

Column phase: HPMS-5 Column diameter: 0.25

96 Pentachlorophenol Concentration: 2.9 ug/l

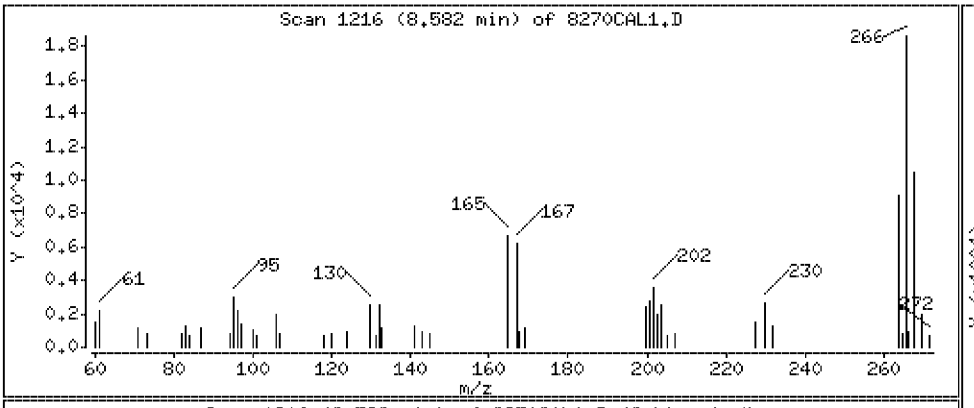

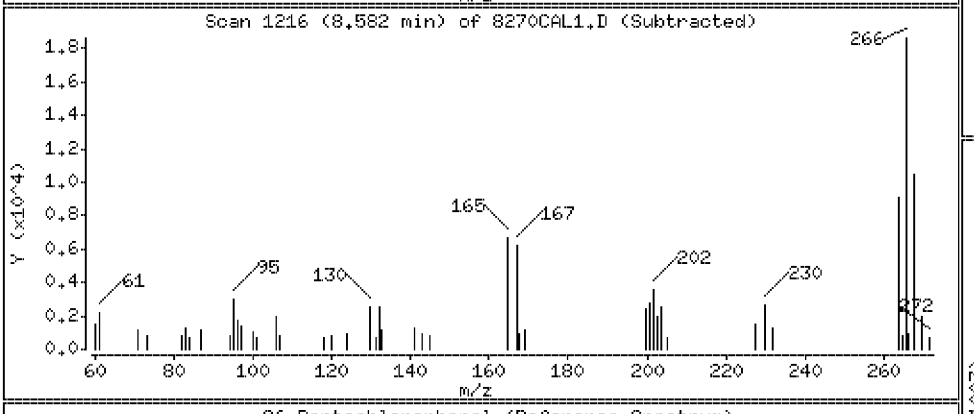

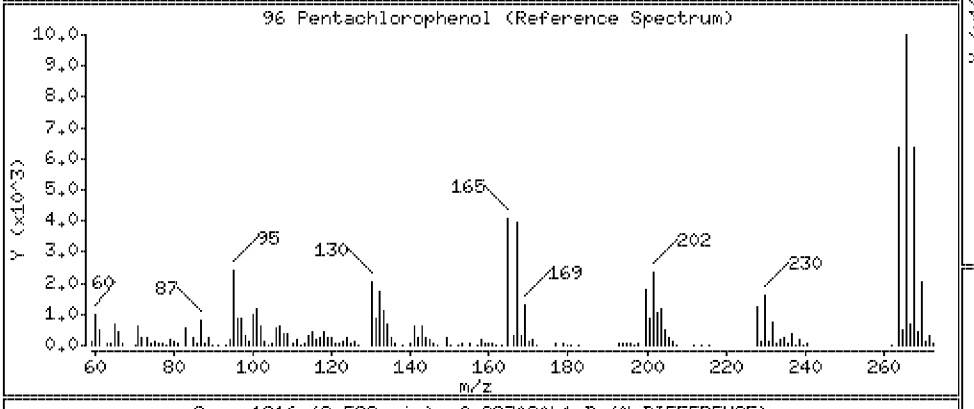

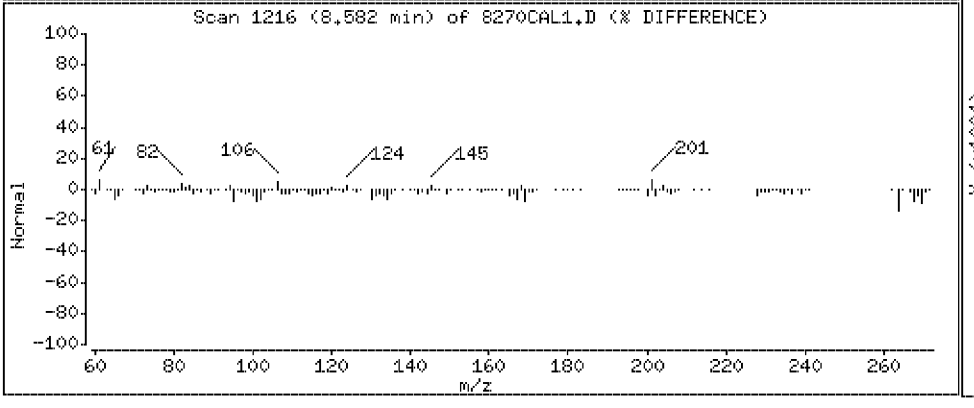

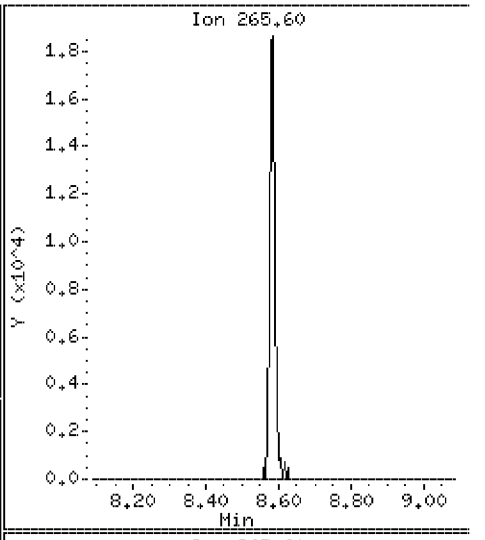

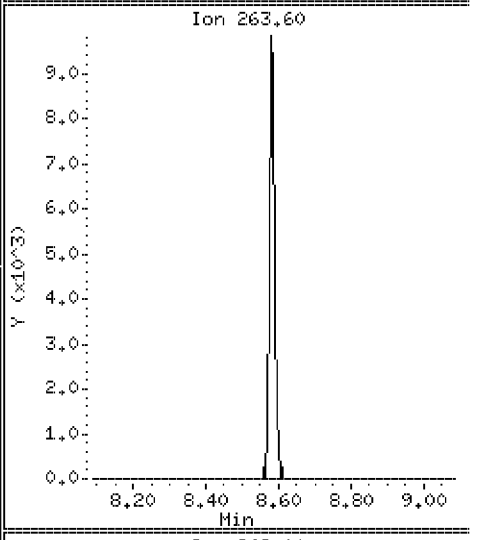

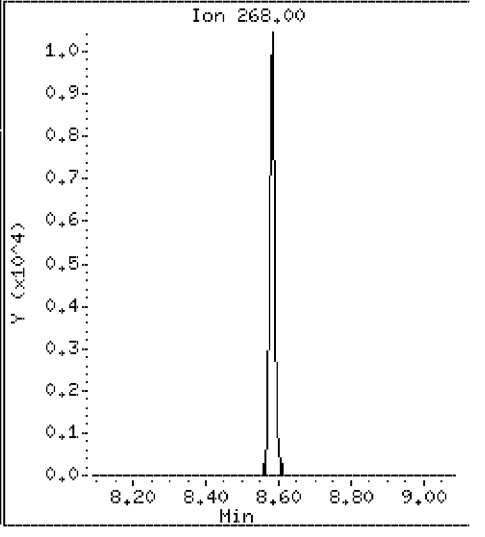

Data File: \\Svecd04\DD\chem\smsd03.i\S3042312.b\8270CAL1.D

Date : 23-APR-2012 12:45

Client ID: 8270CAL1

Instrument: smsd03.i

Sample Info: 45927

Purge Volume: 1000.0

Operator: PEL

Column phase: HPMS-5

Column diameter: 0.25

101 Phenanthrene

Concentration: 4.0 ug/l

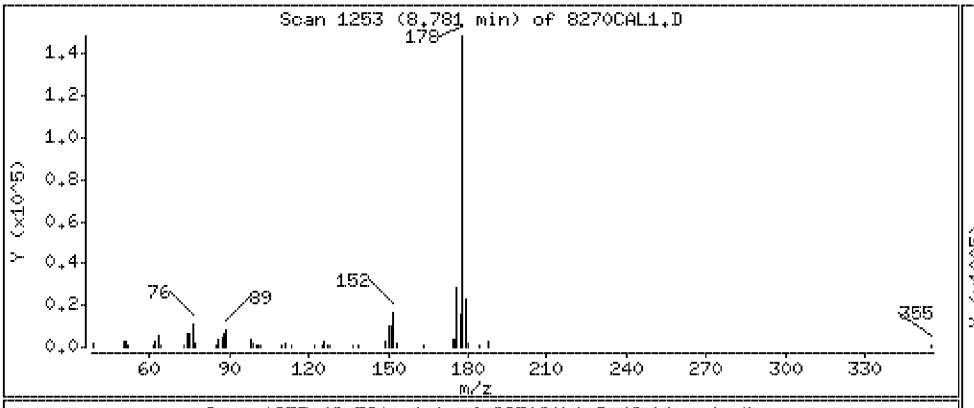

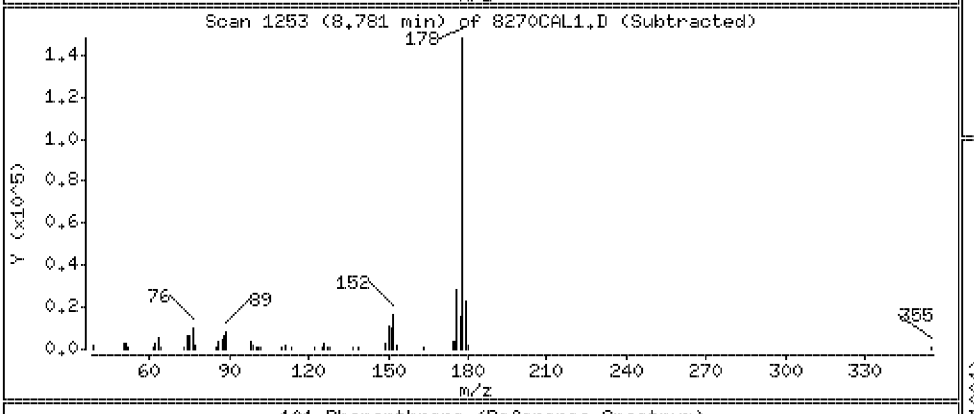

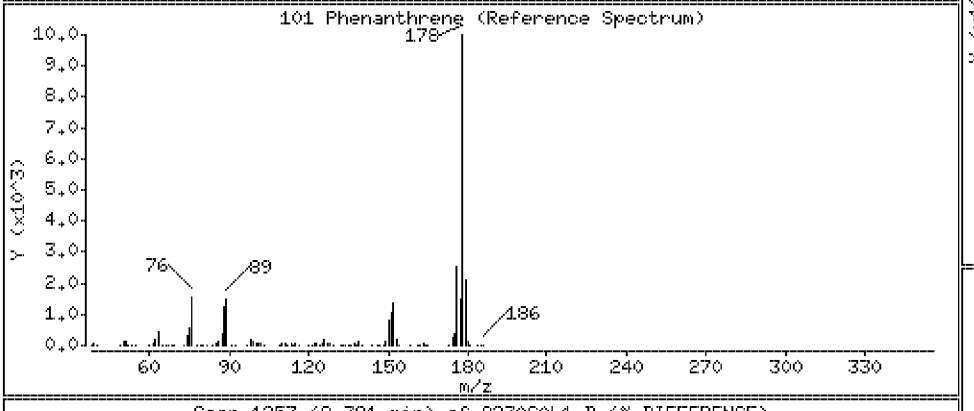

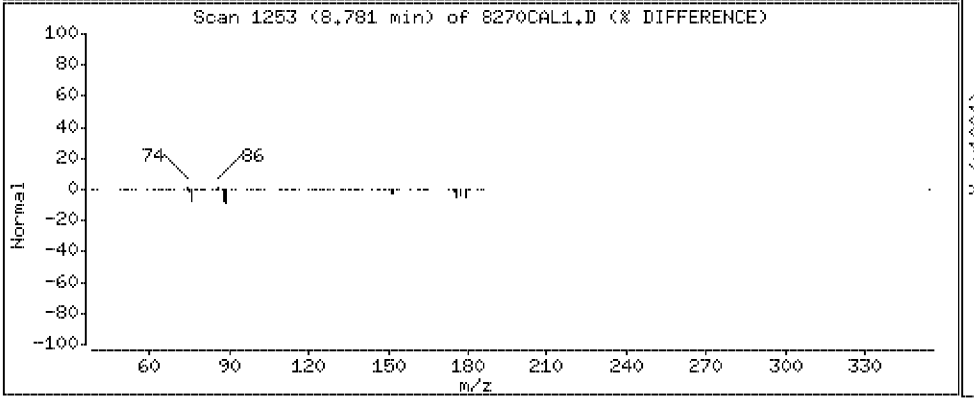

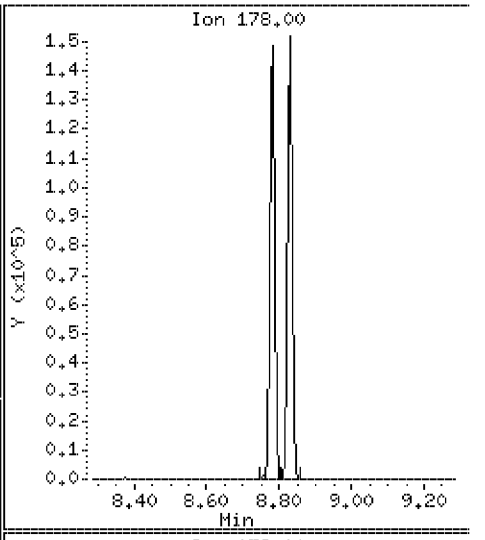

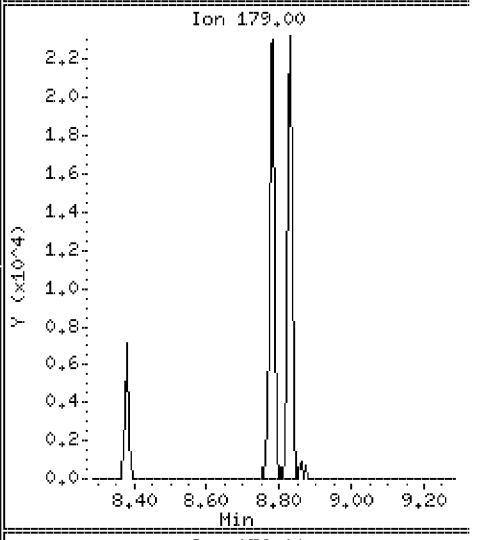

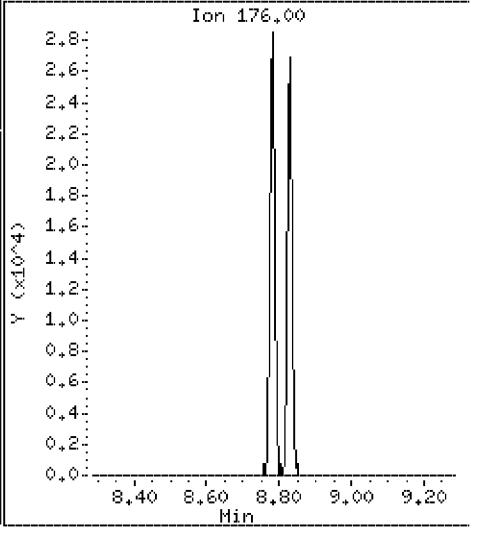

Data File: \\Svecd04\DD\chem\smsd03.i\S3042312.b\8270CAL1.D

Date : 23-APR-2012 12:45

Client ID: 8270CAL1 Instrument: smsd03.i

Sample Info: 45927

Purge Volume: 1000.0 Operator: PEL

Column phase: HPMS-5 Column diameter: 0.25

103 Anthracene Concentration: 3.9 ug/l

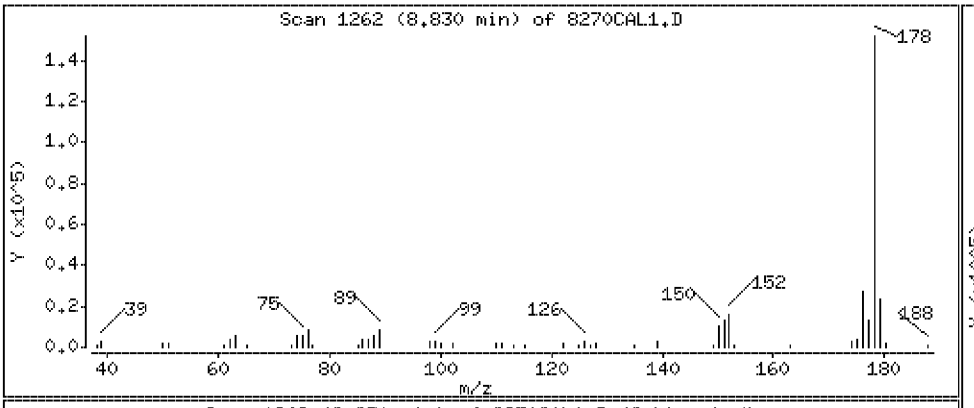

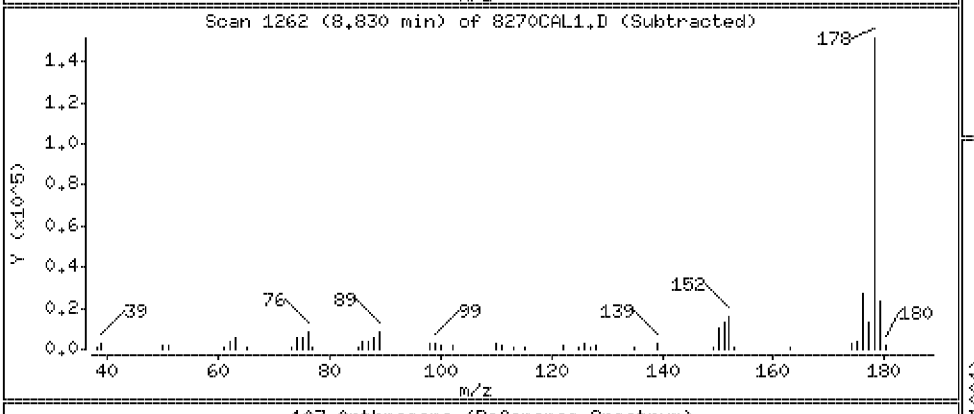

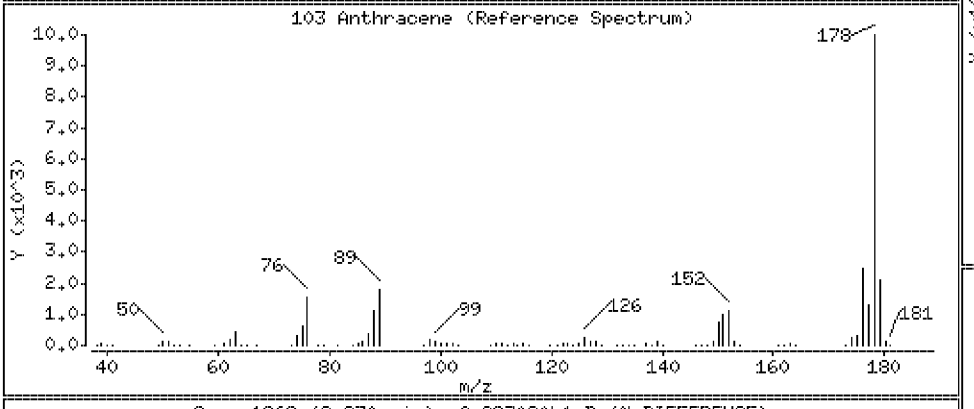

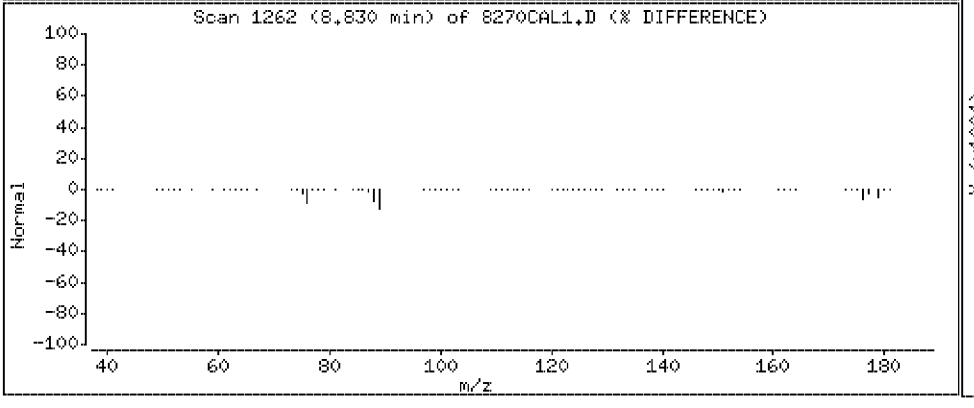

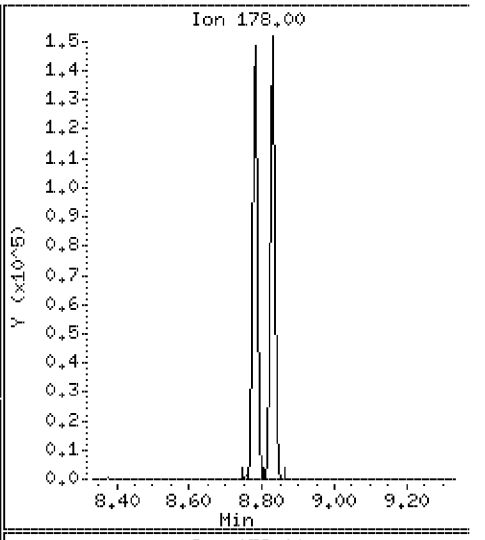

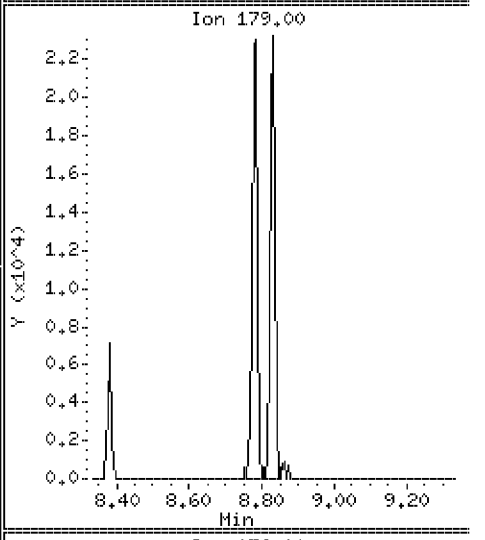

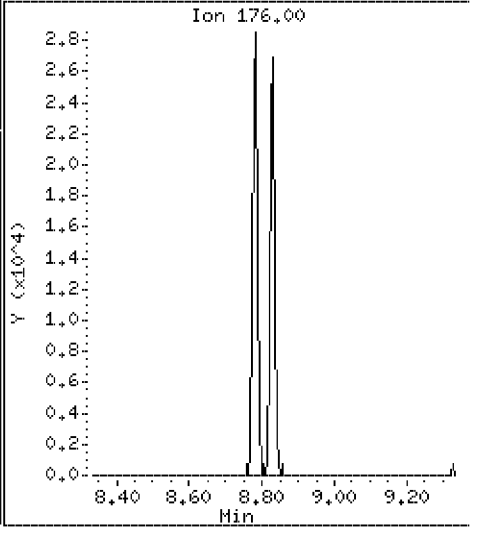

Data File: \\Svecd04\DD\chem\smsd03.i\S3042312.b\8270CAL1.D

Date : 23-APR-2012 12:45

Client ID: 8270CAL1

Instrument: smsd03.i

Sample Info: 45927

Purge Volume: 1000.0

Operator: PEL

Column phase: HPMS-5

Column diameter: 0.25

104 Carbazole

Concentration: 4.1 ug/l

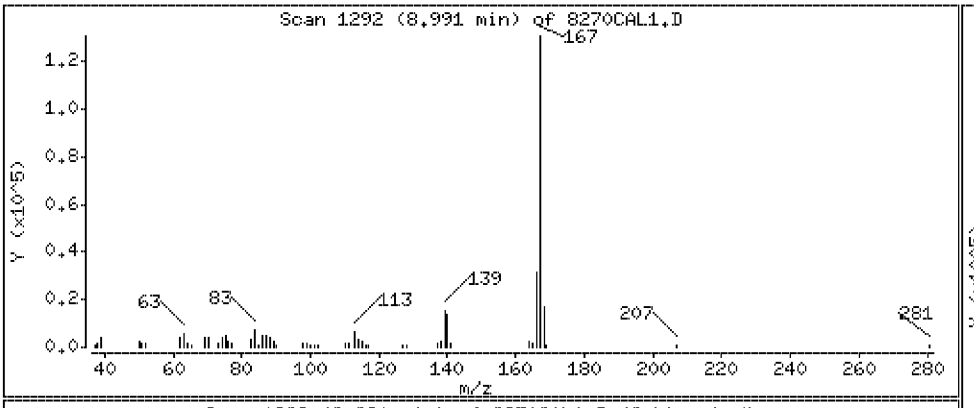

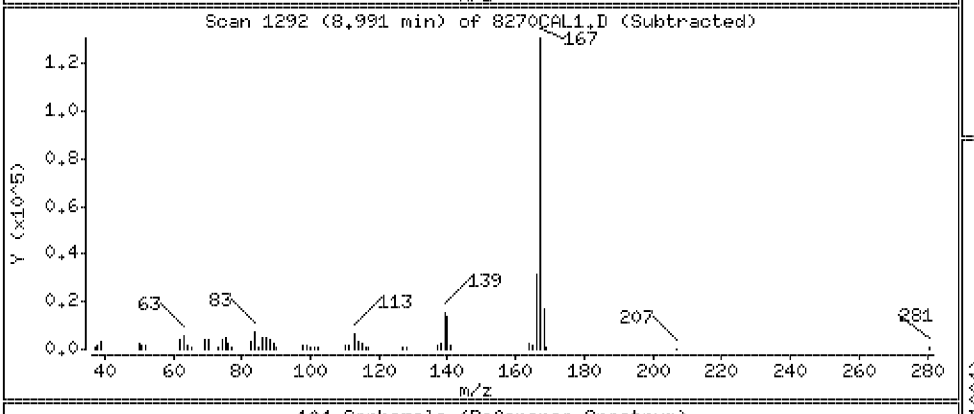

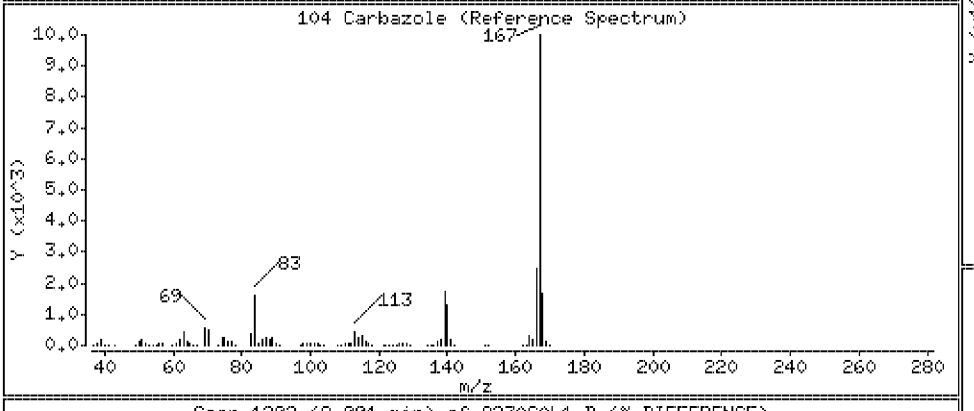

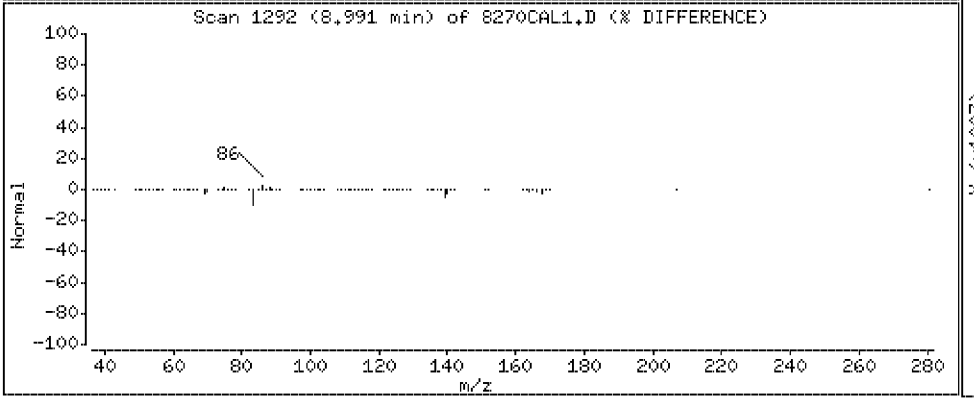

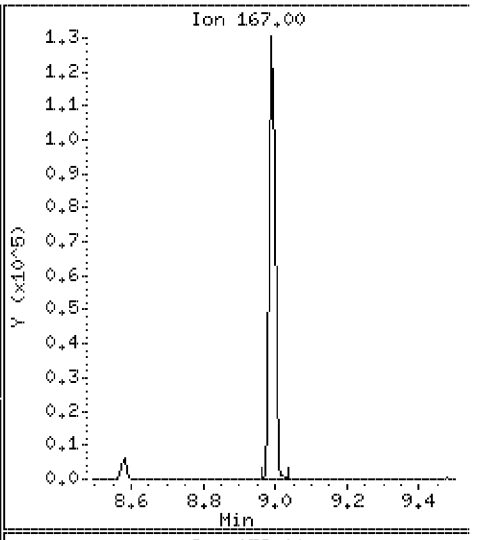

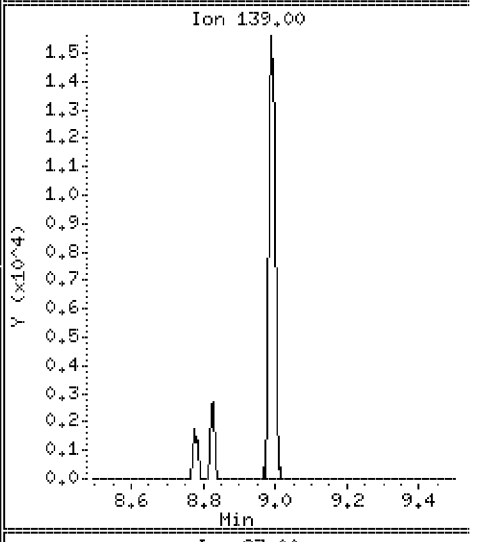

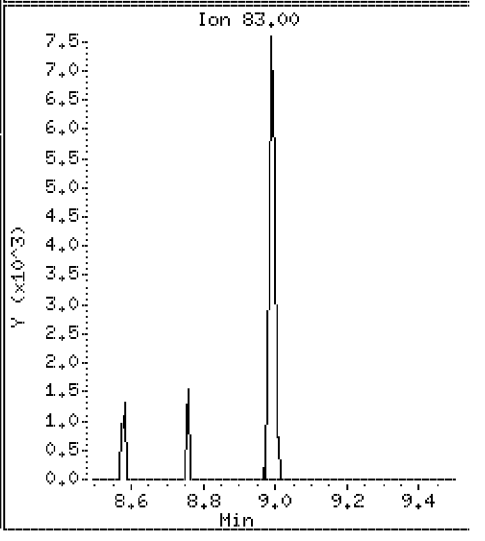

Data File: \\Svecd04\DD\chem\smsd03.i\S3042312.b\8270CAL1.D

Date : 23-APR-2012 12:45

Client ID: 8270CAL1 Instrument: smsd03.i

Sample Info: 45927

Purge Volume: 1000.0 Operator: PEL

Column phase: HPMS-5 Column diameter: 0.25

105 Di-n-butylphthalate Concentration: 3.7 ug/l

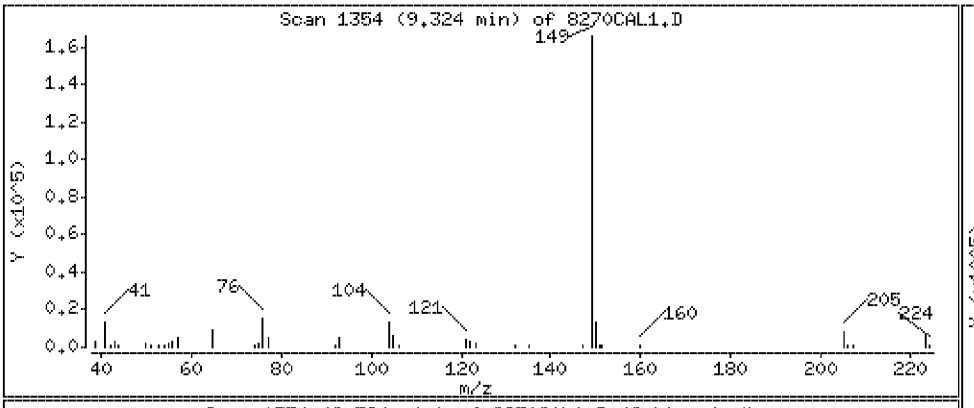

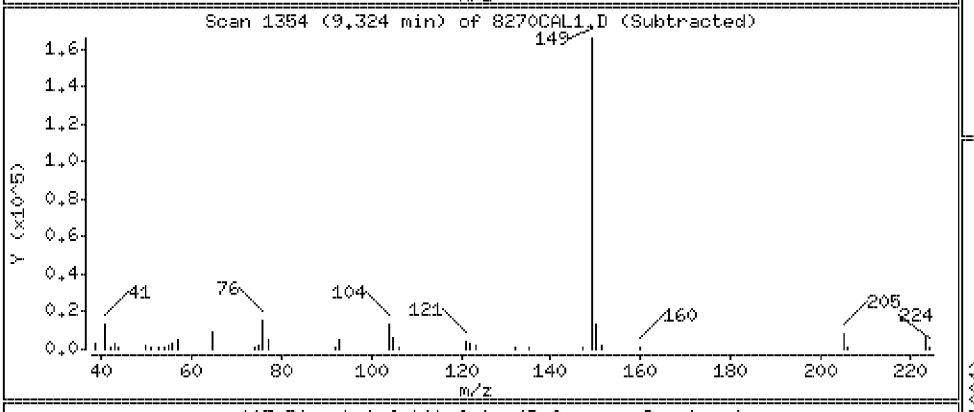

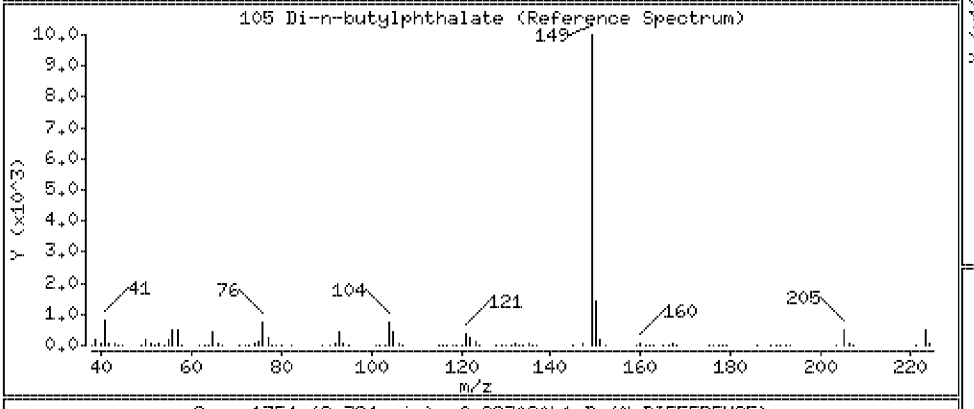

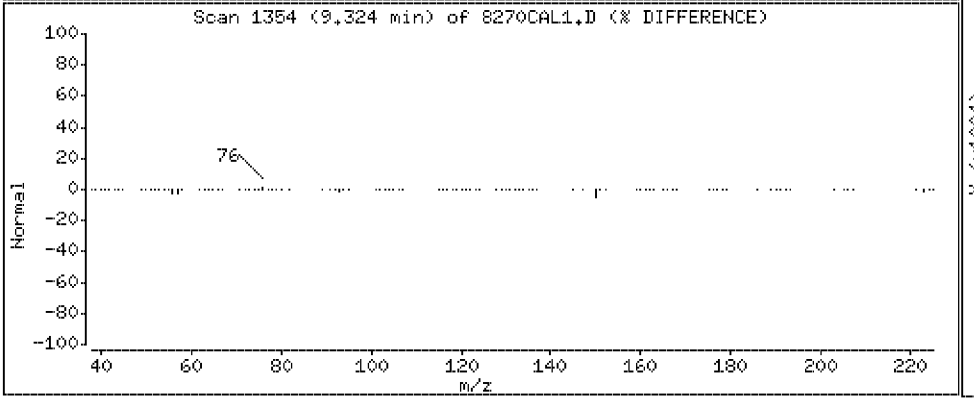

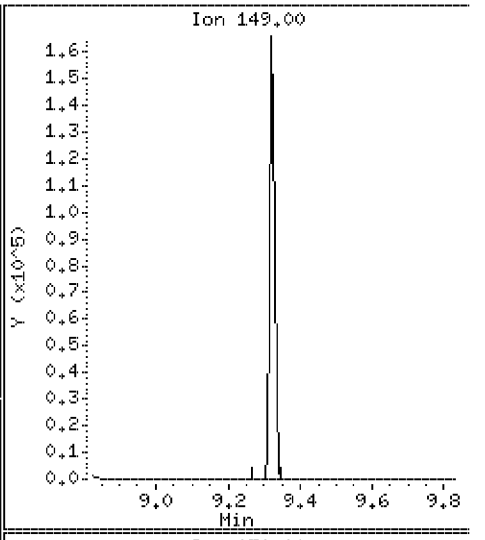

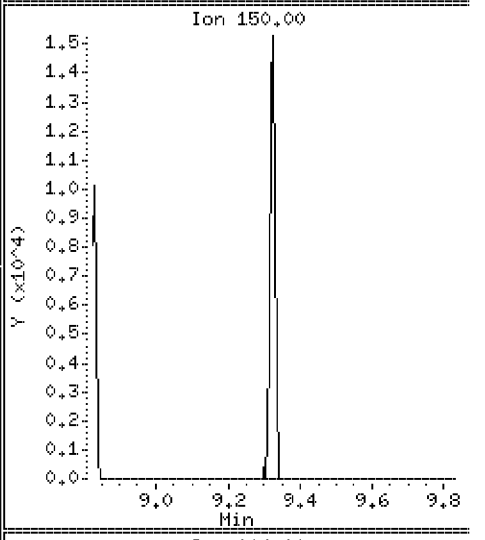

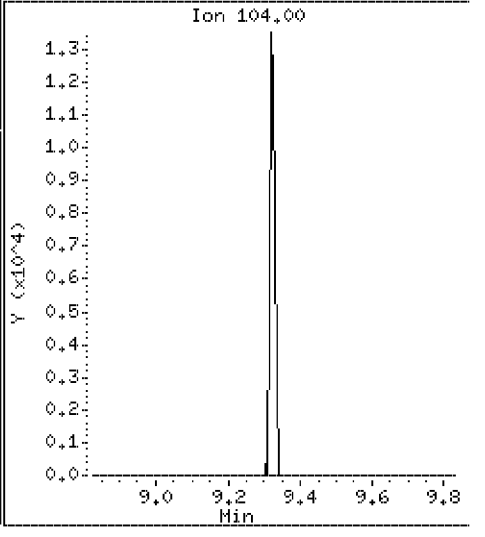

Data File: \\Svecd04\DD\chem\smsd03.i\S3042312.b\8270CAL1.D

Date : 23-APR-2012 12:45

Client ID: 8270CAL1 Instrument: smsd03.i

Sample Info: 45927

Purge Volume: 1000.0 Operator: PEL

Column phase: HPMS-5 Column diameter: 0.25

109 Fluoranthene Concentration: 4.1 ug/l

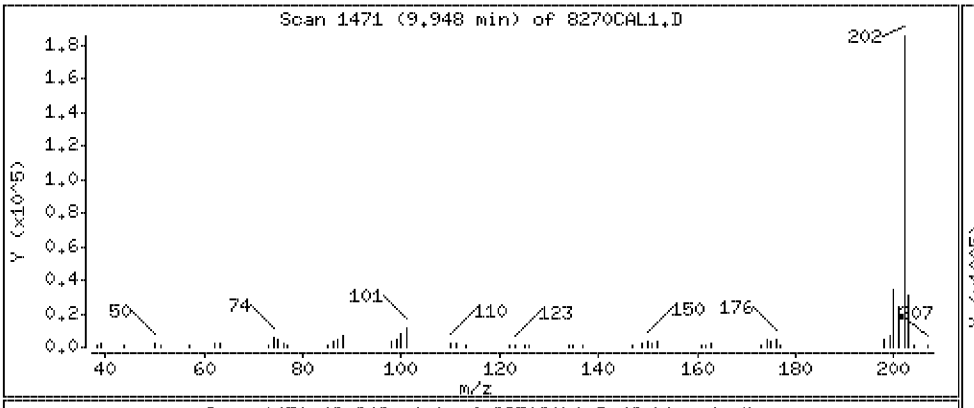

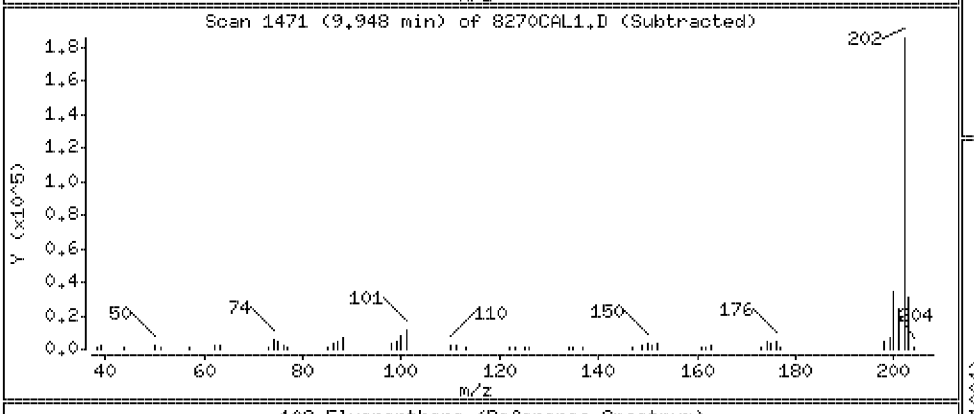

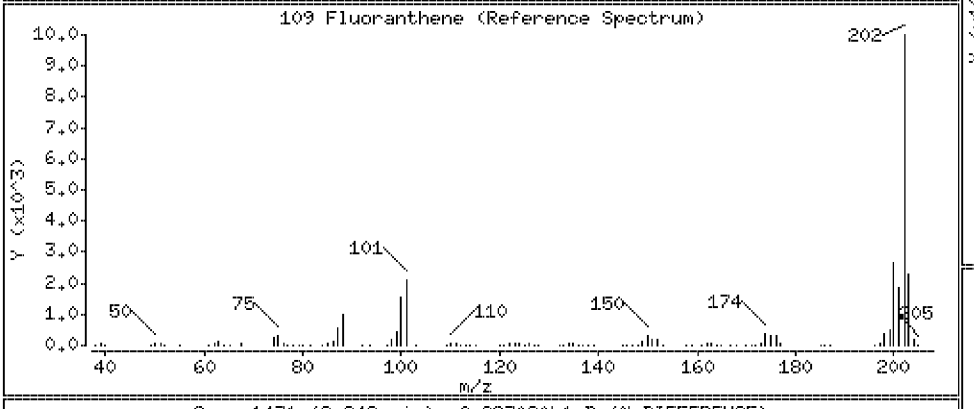

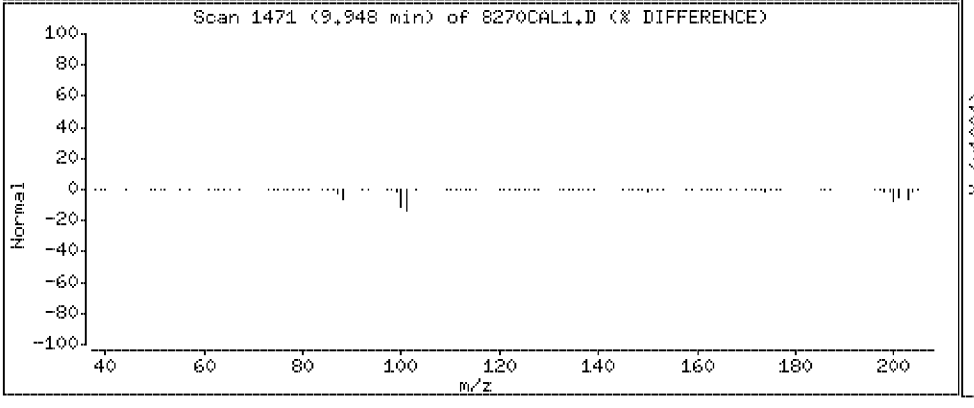

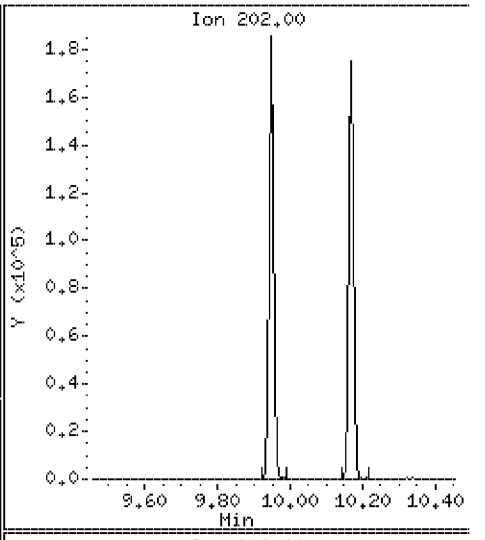

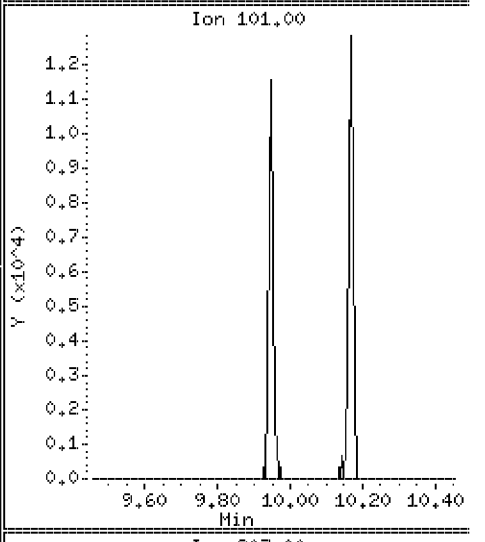

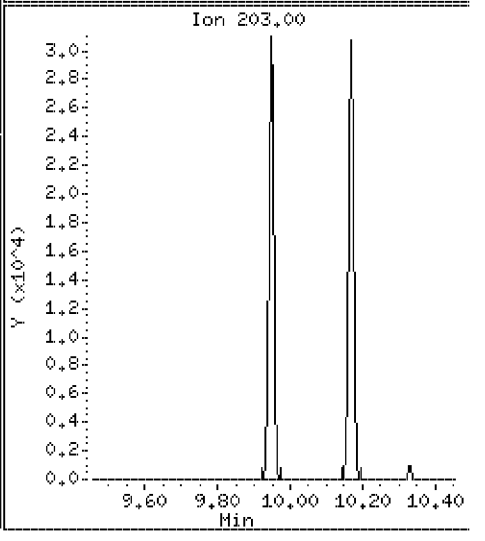

Data File: \\Svecd04\DD\chem\smsd03.i\S3042312.b\8270CAL1.D

Date : 23-APR-2012 12:45

Client ID: 8270CAL1

Instrument: smsd03.i

Sample Info: 45927

Purge Volume: 1000.0

Operator: PEL

Column phase: HPMS-5

Column diameter: 0.25

111 Pyrene

Concentration: 4.6 ug/l

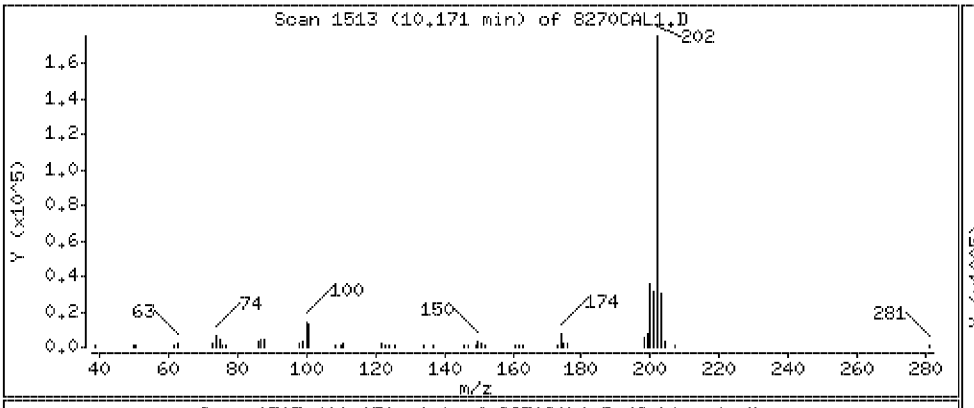

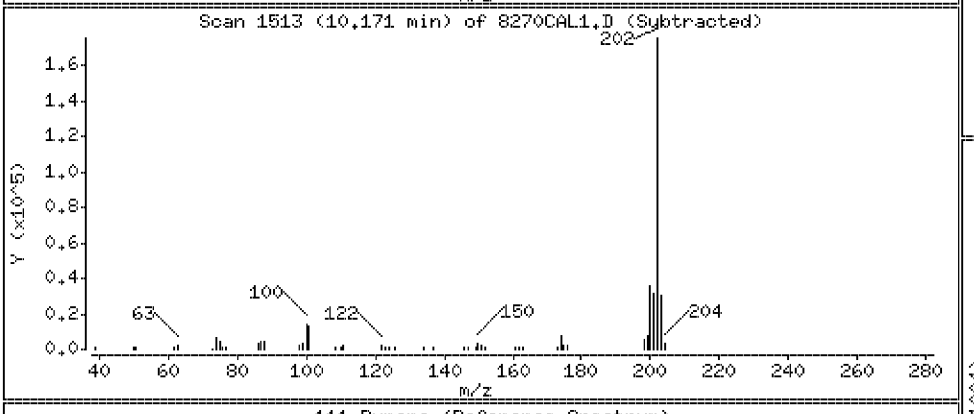

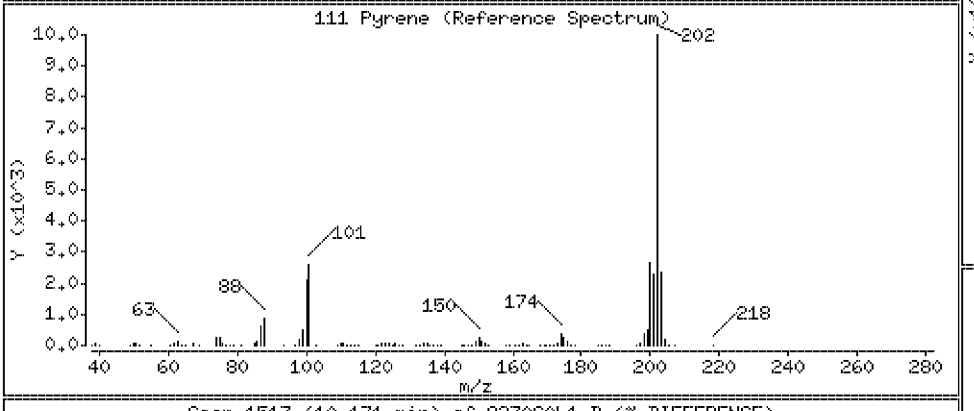

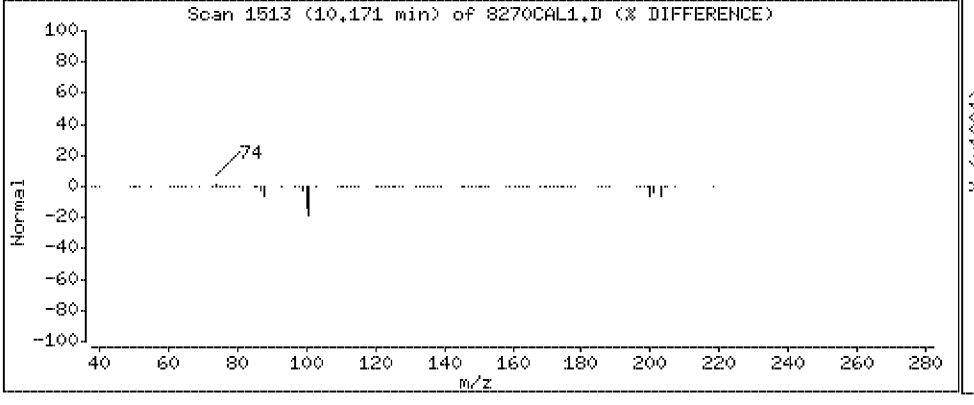

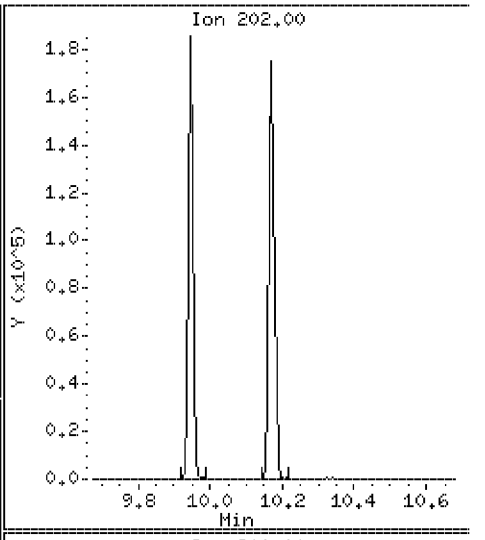

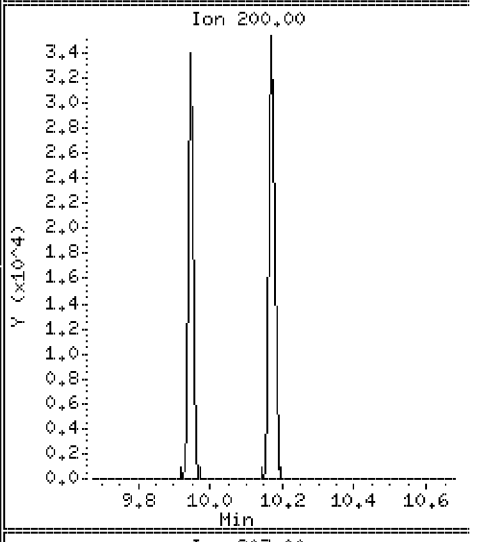

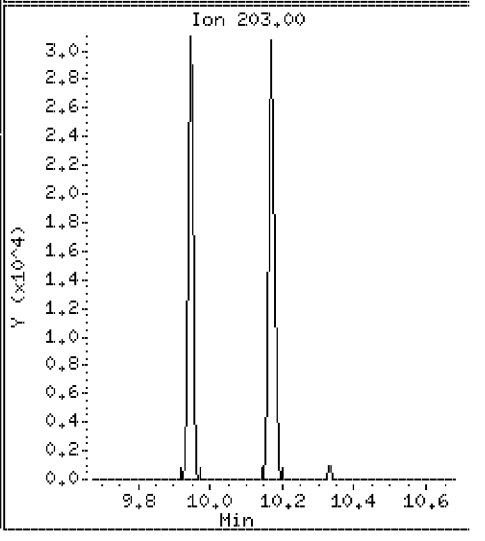

Data File: \\Svecd04\DD\chem\smsd03.i\S3042312.b\8270CAL1.D

Date : 23-APR-2012 12:45

Client ID: 8270CAL1 Instrument: smsd03.i

Sample Info: 45927

Purge Volume: 1000.0 Operator: PEL

Column phase: HPMS-5 Column diameter: 0.25

118 Butylbenzylphthalate Concentration: 3.9 ug/l

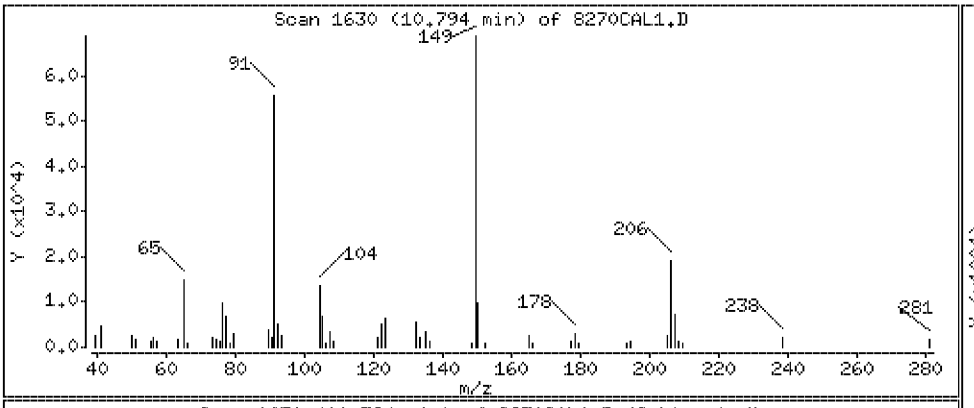

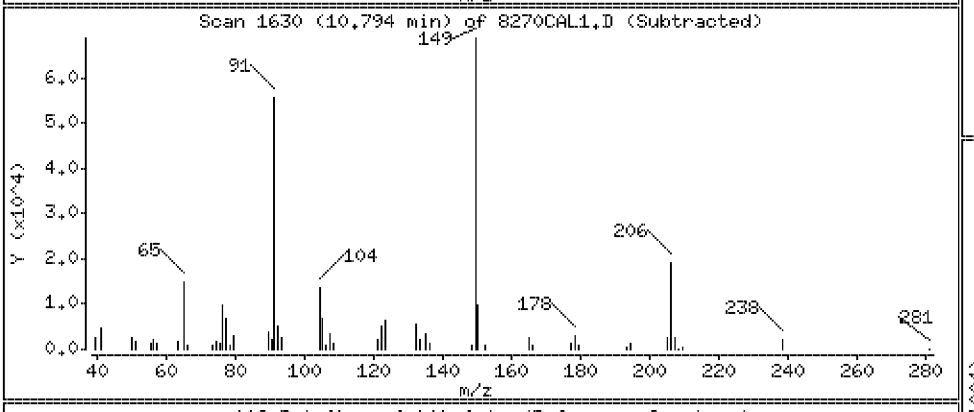

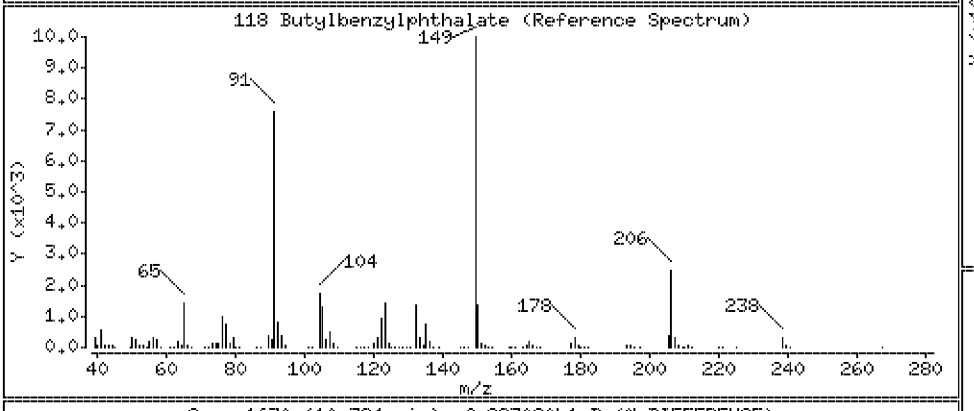

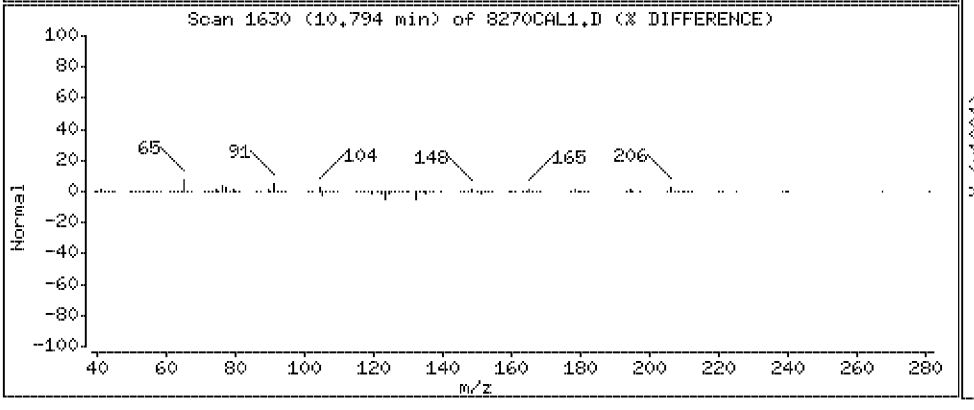

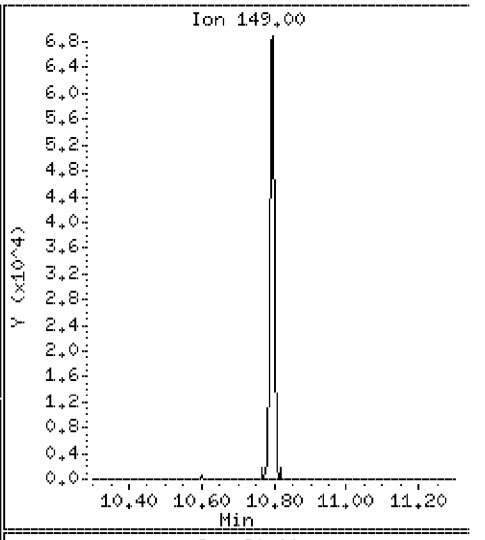

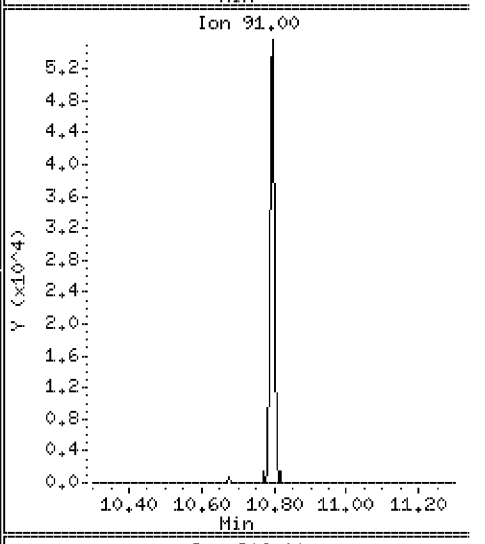

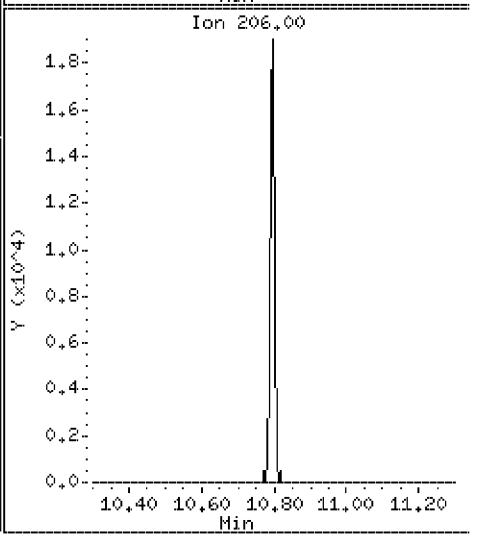

Data File: \\Svecd04\DD\chem\smsd03.i\S3042312.b\8270CAL1.D

Date : 23-APR-2012 12:45

Client ID: 8270CAL1 Instrument: smsd03.i

Sample Info: 45927

Purge Volume: 1000.0 Operator: PEL

Column phase: HPMS-5 Column diameter: 0.25

120 Benzo[a]anthracene Concentration: 4.4 ug/l

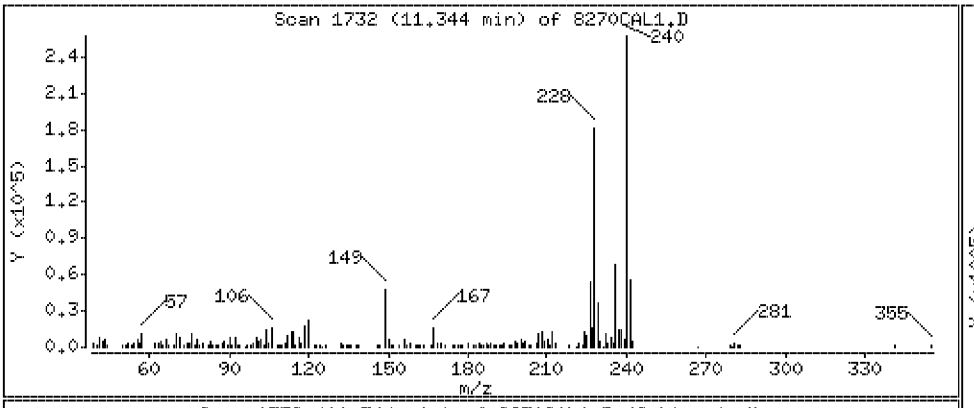

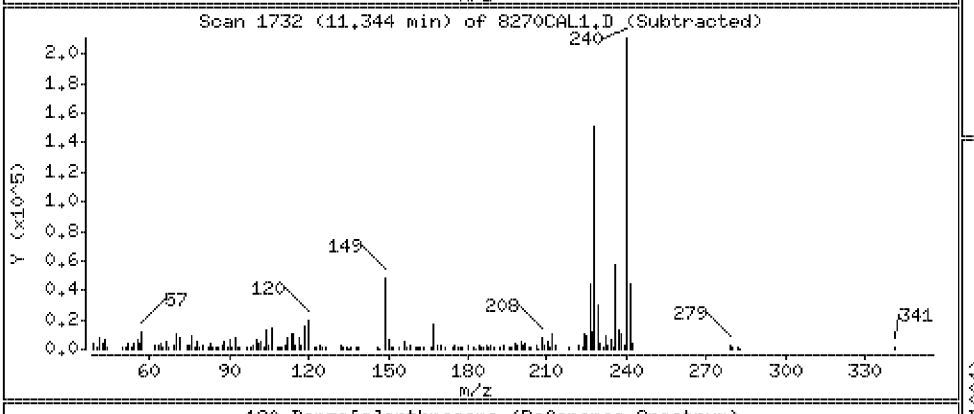

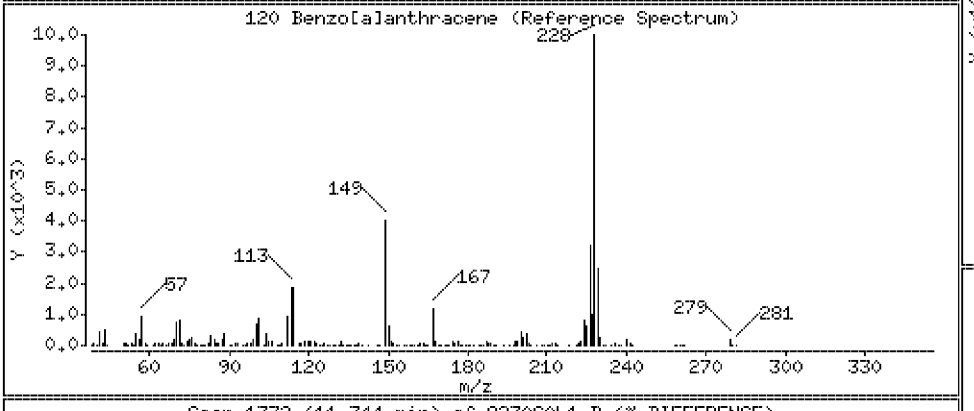

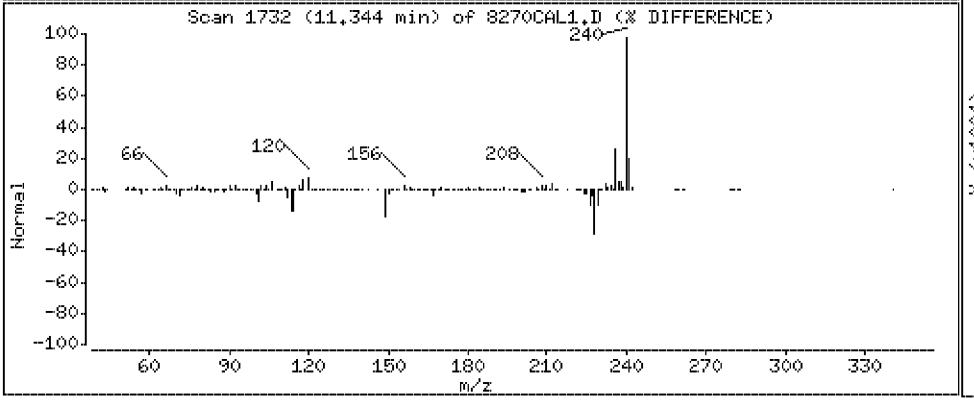

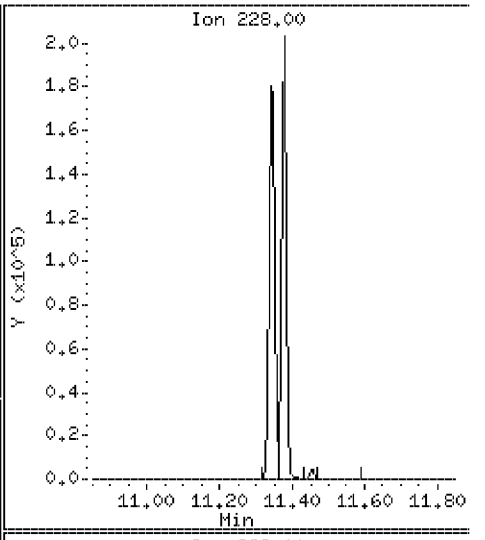

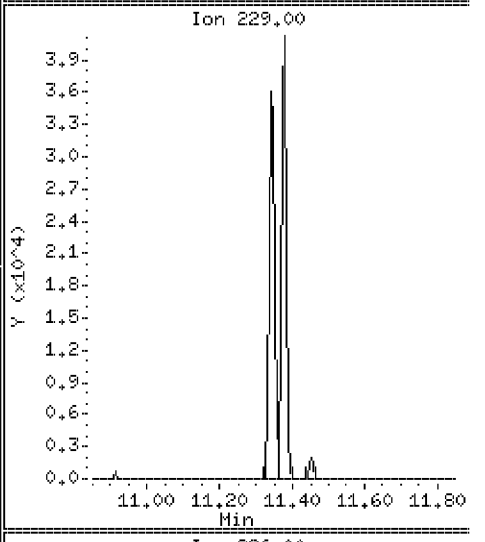

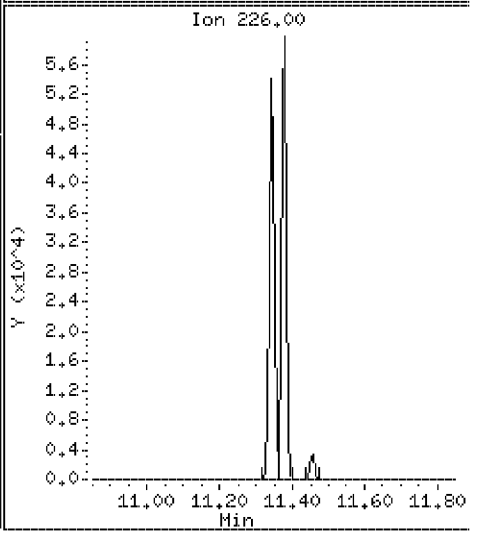

Data File: \\Svecd04\DD\chem\smsd03.i\S3042312.b\8270CAL1.D

Date : 23-APR-2012 12:45

Client ID: 8270CAL1 Instrument: smsd03.i

Sample Info: 45927

Purge Volume: 1000.0 Operator: PEL

Column phase: HPMS-5 Column diameter: 0.25

123 Chrysene Concentration: 4.6 ug/l

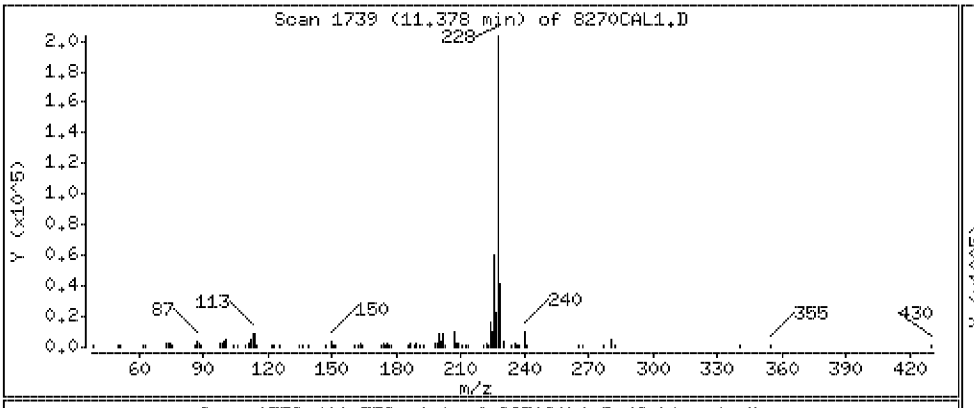

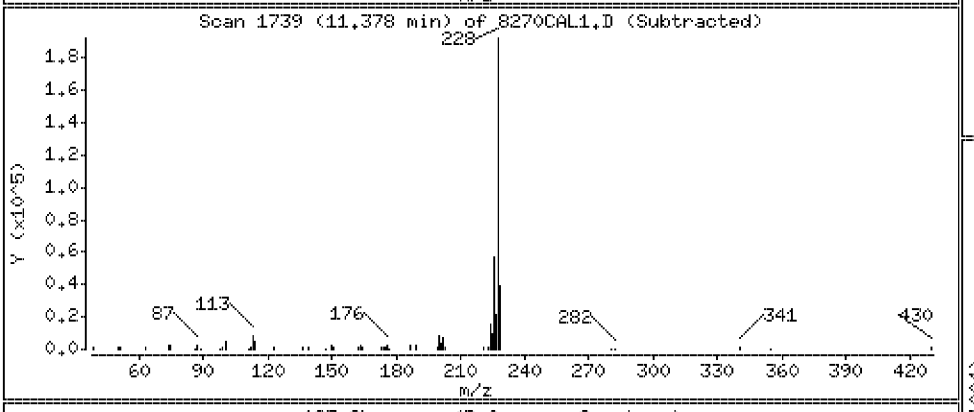

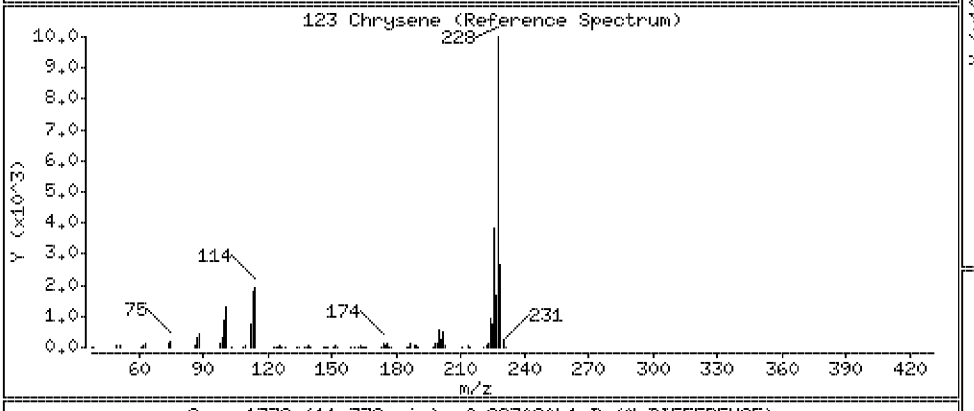

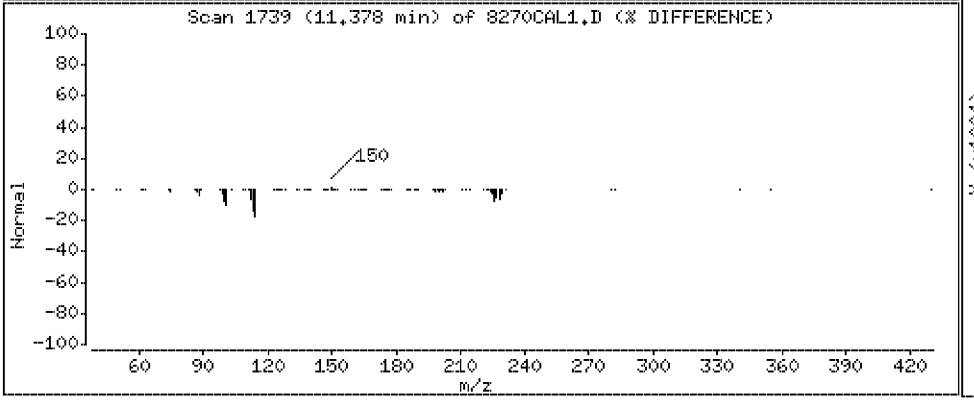

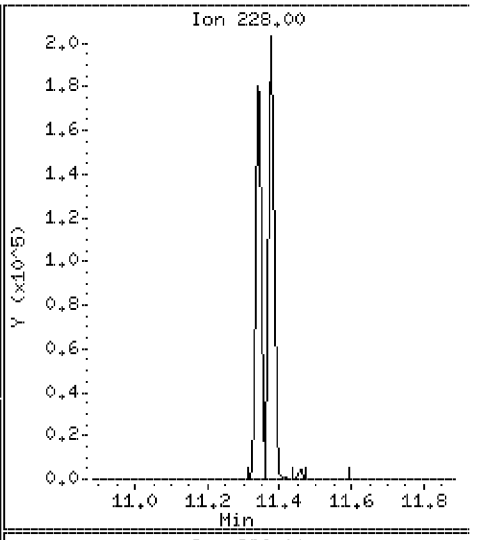

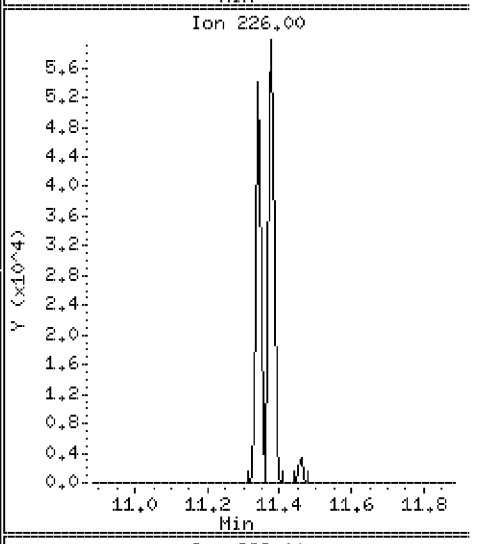

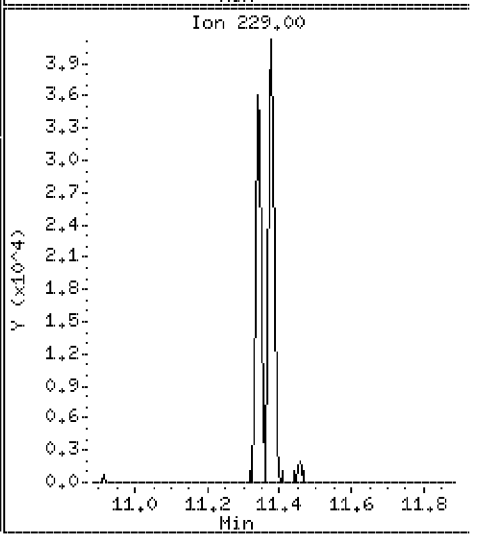

Data File: \\Svecd04\DD\chem\smsd03.i\S3042312.b\8270CAL1.D

Date : 23-APR-2012 12:45

Client ID: 8270CAL1 Instrument: smsd03.i

Sample Info: 45927

Purge Volume: 1000.0 Operator: PEL

Column phase: HPMS-5 Column diameter: 0.25

124 Bis-2-Ethylhexylphthalate Concentration: 3.8 ug/l

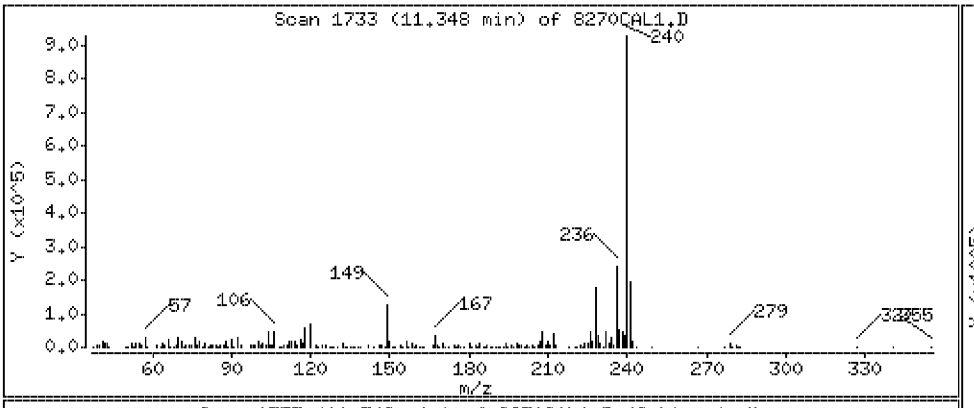

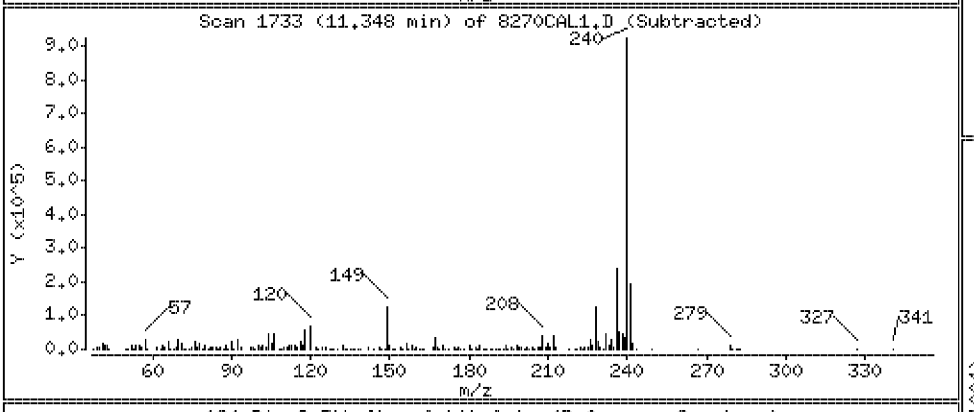

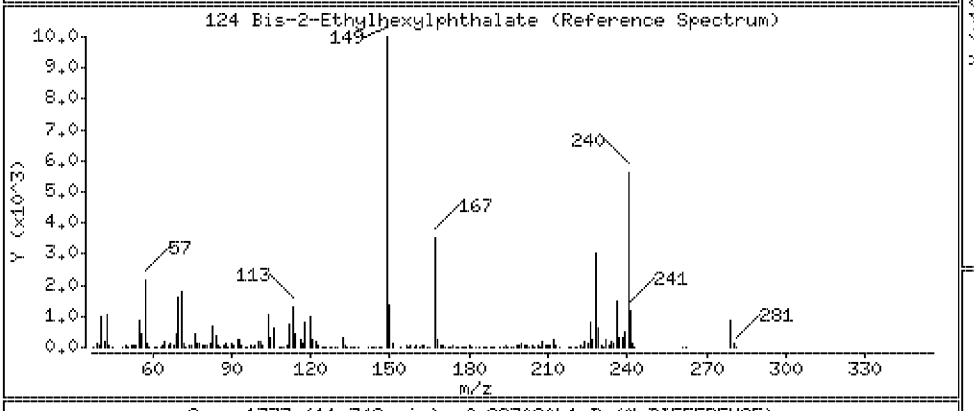

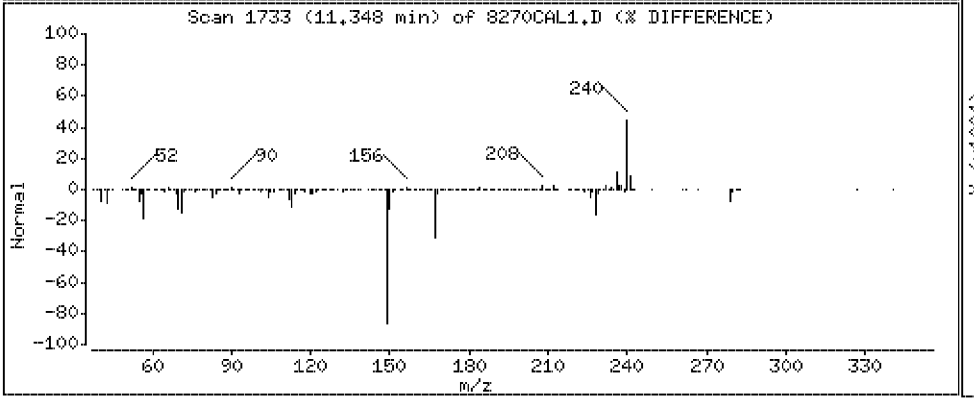

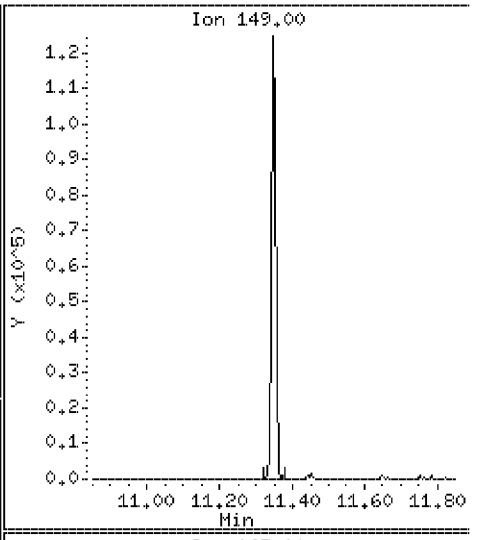

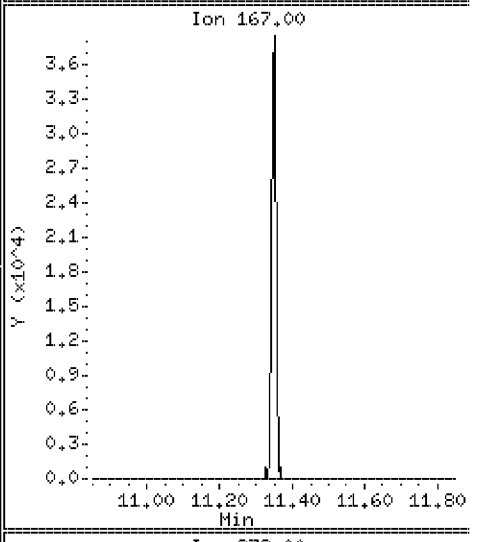

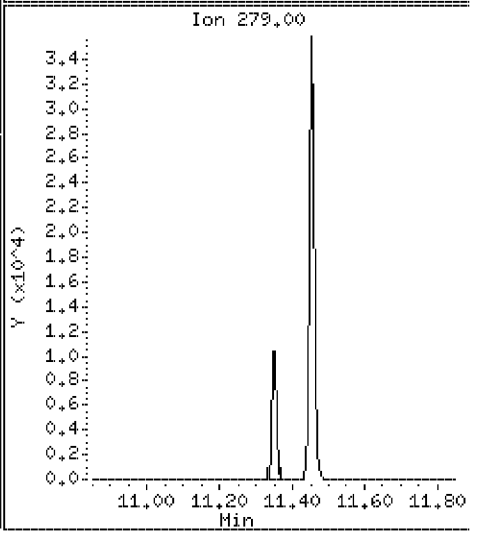

Data File: \\Svecd04\DD\chem\smsd03.i\S3042312.b\8270CAL1.D

Date : 23-APR-2012 12:45

Client ID: 8270CAL1 Instrument: smsd03.i

Sample Info: 45927

Purge Volume: 1000.0 Operator: PEL

Column phase: HPMS-5 Column diameter: 0.25

125 Di-n-octylphthalate Concentration: 3.5 ug/l

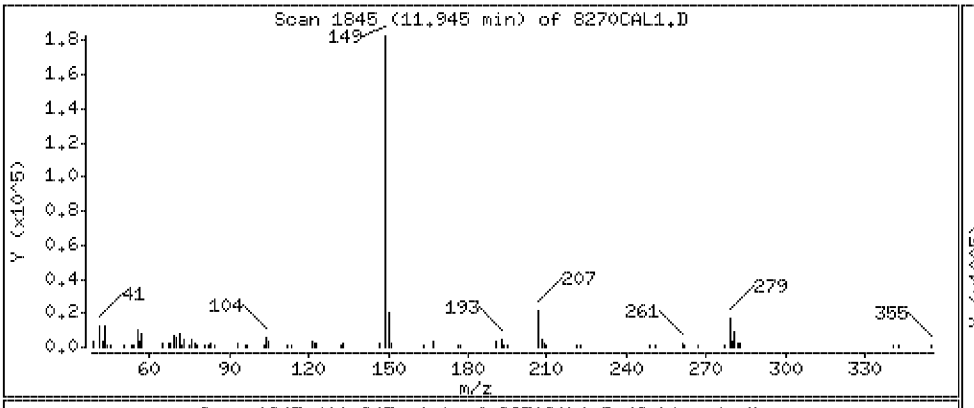

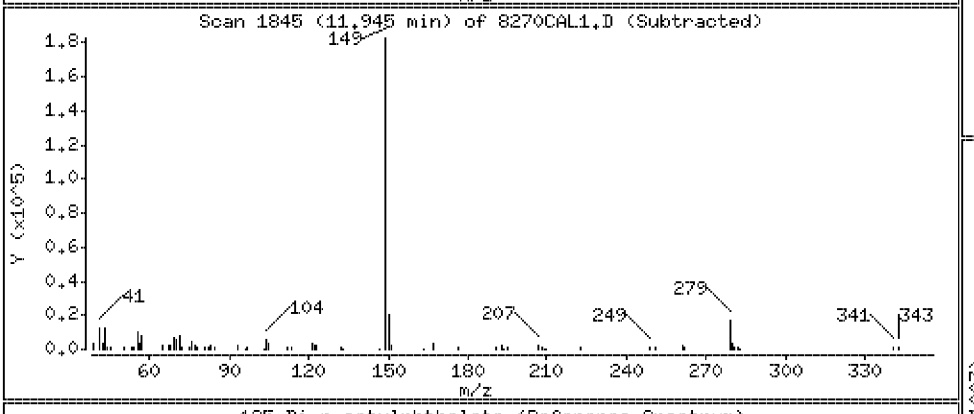

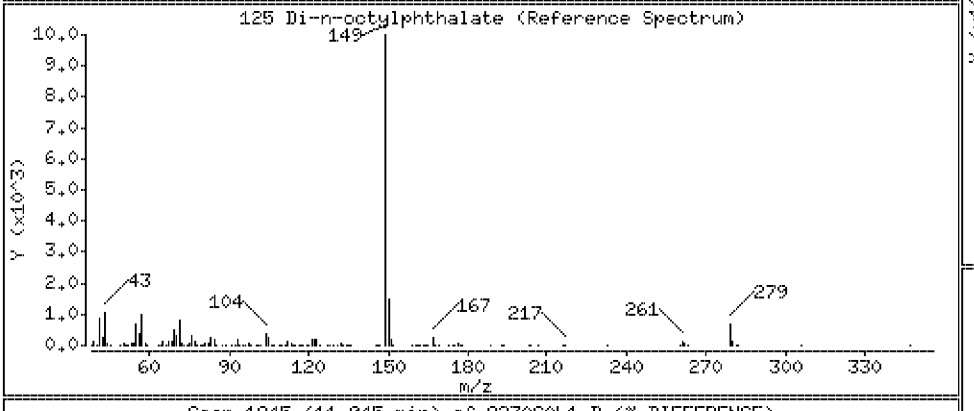

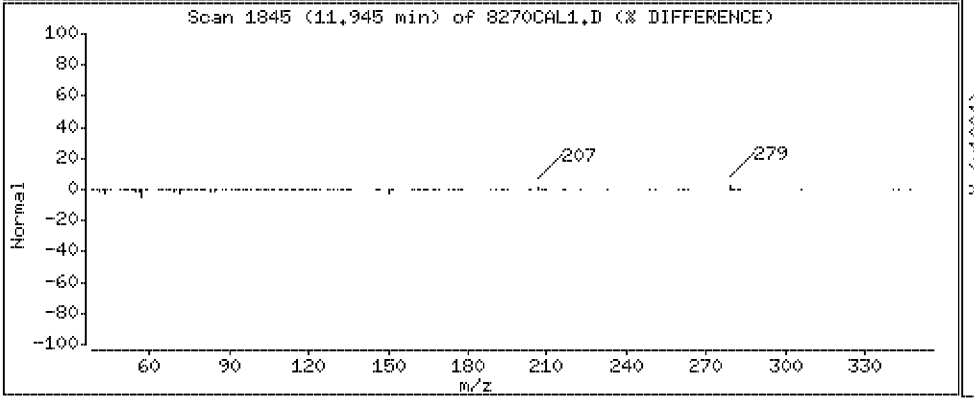

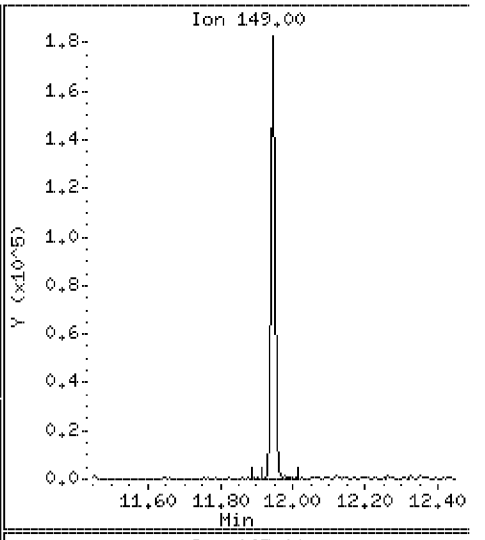

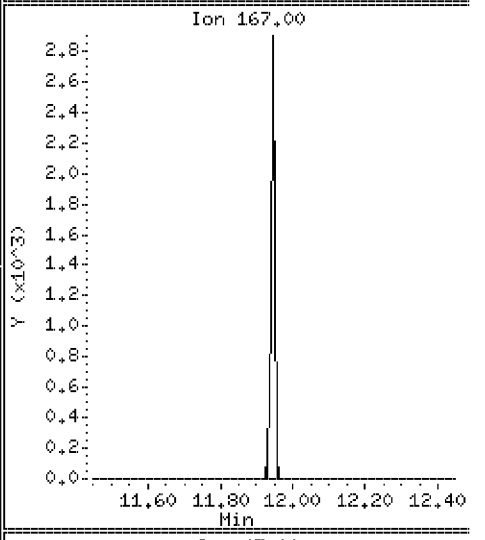

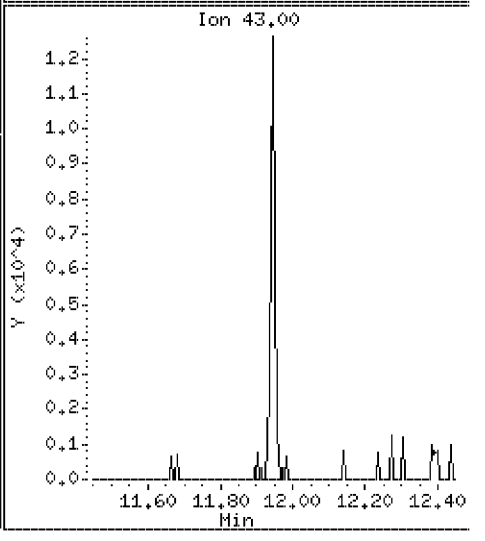

Data File: \\Svecd04\DD\chem\smsd03.i\S3042312.b\8270CAL1.D

Date : 23-APR-2012 12:45

Client ID: 8270CAL1 Instrument: smsd03.i

Sample Info: 45927

Purge Volume: 1000.0 Operator: PEL

Column phase: HPMS-5 Column diameter: 0.25

127 Benzo[b]fluoranthene Concentration: 3.8 ug/l

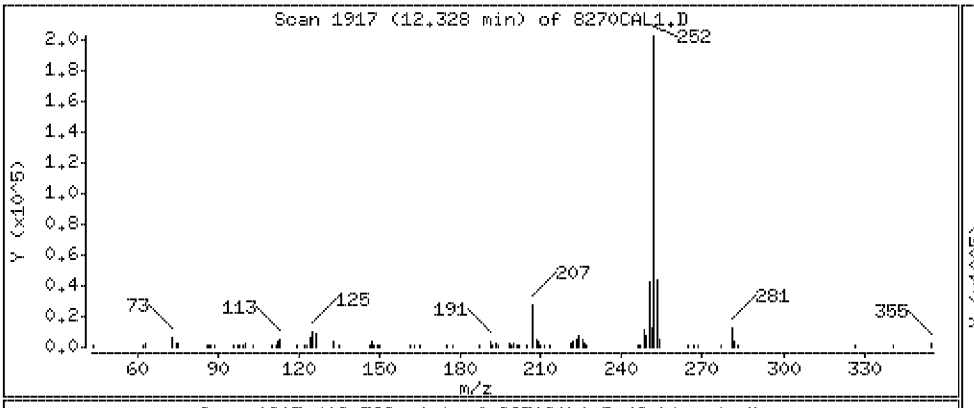

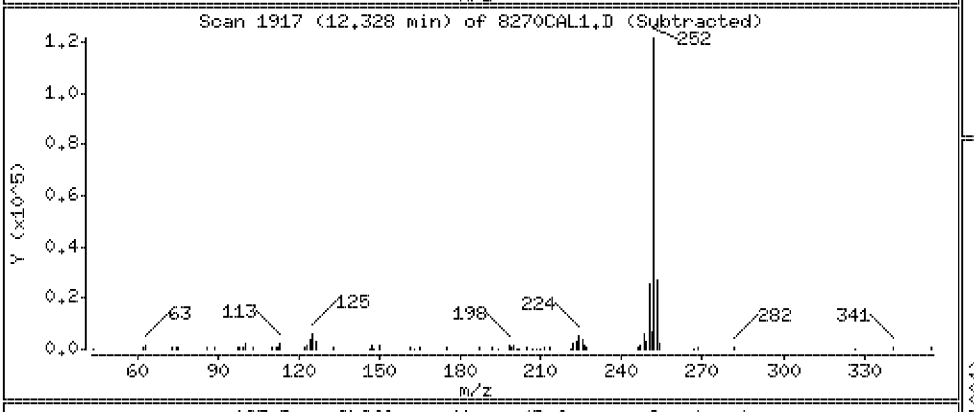

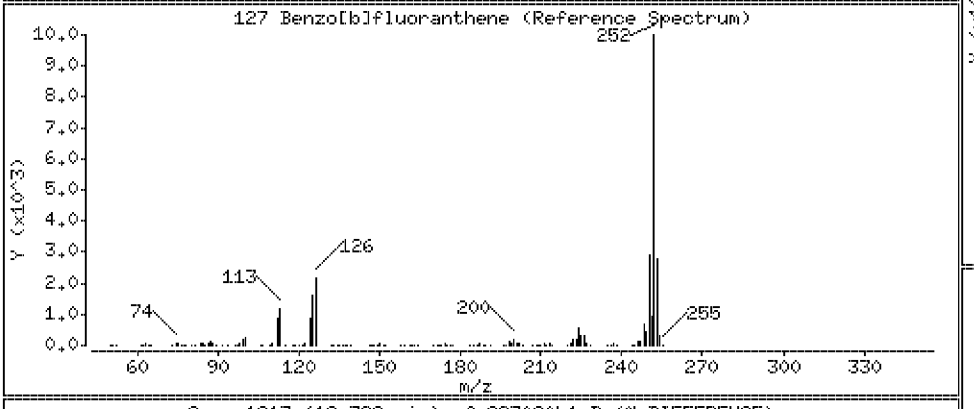

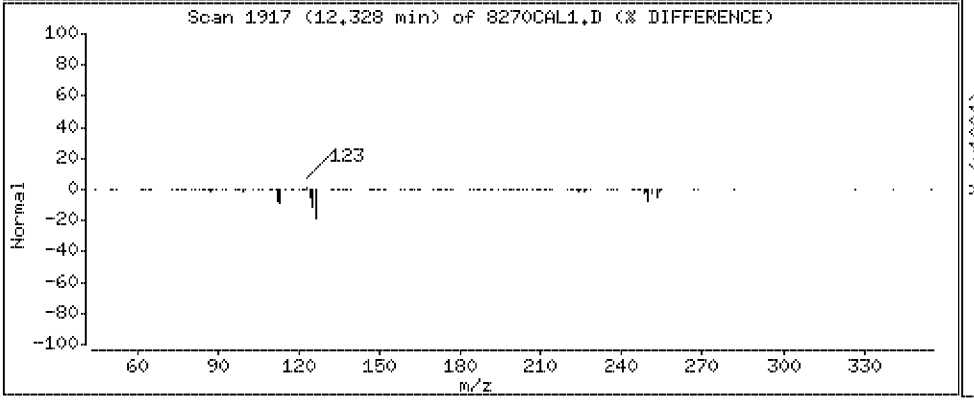

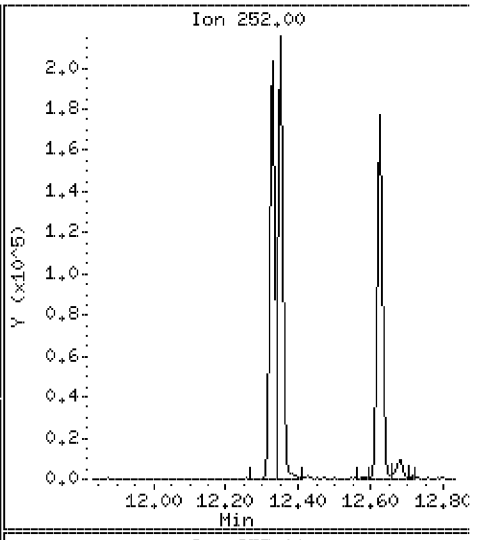

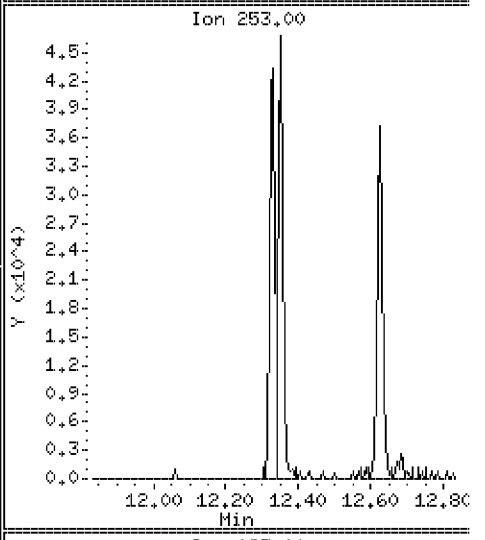

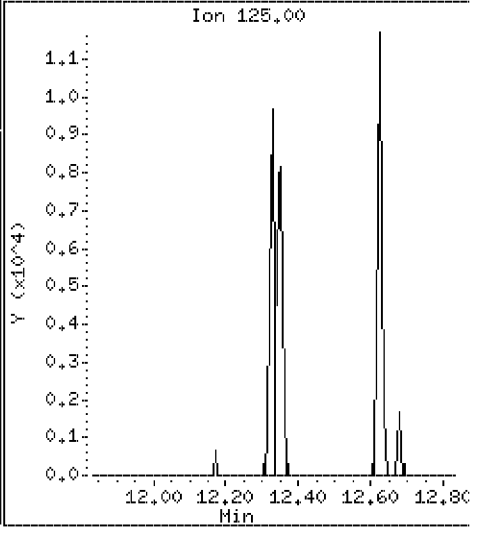

Data File: \\Svecd04\DD\chem\smsd03.i\S3042312.b\8270CAL1.D

Date : 23-APR-2012 12:45

Client ID: 8270CAL1

Instrument: smsd03.i

Sample Info: 45927

Purge Volume: 1000.0

Operator: PEL

Column phase: HPMS-5

Column diameter: 0.25

128 Benzo[k]fluoranthene

Concentration: 4.2 ug/l

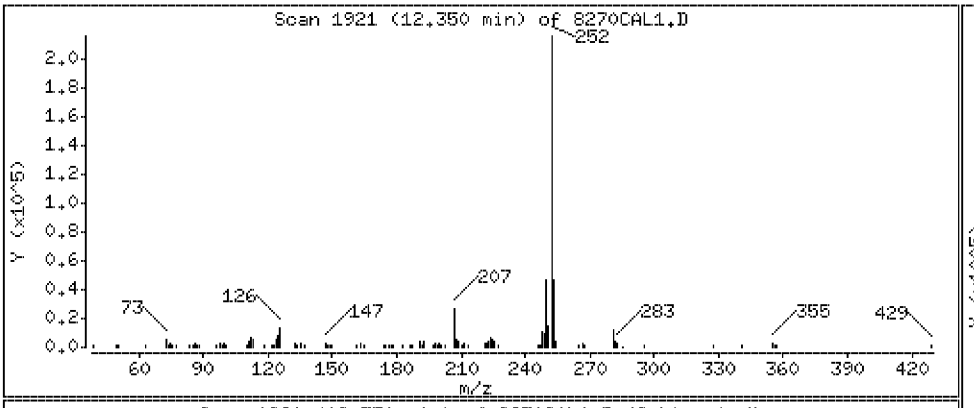

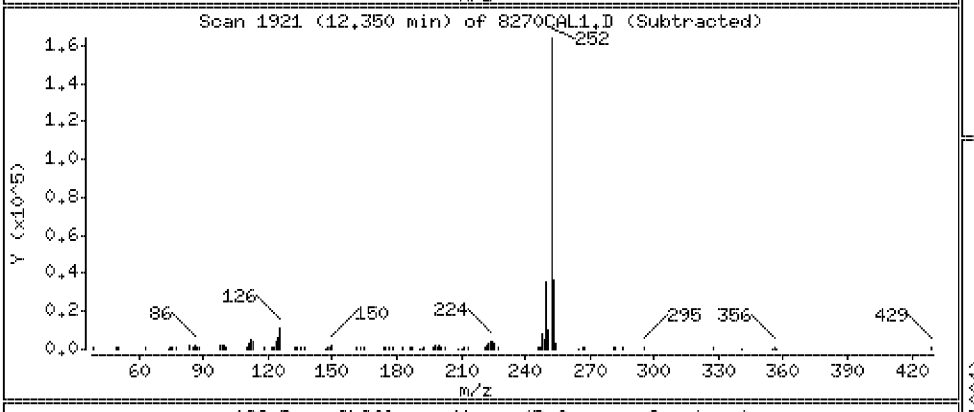

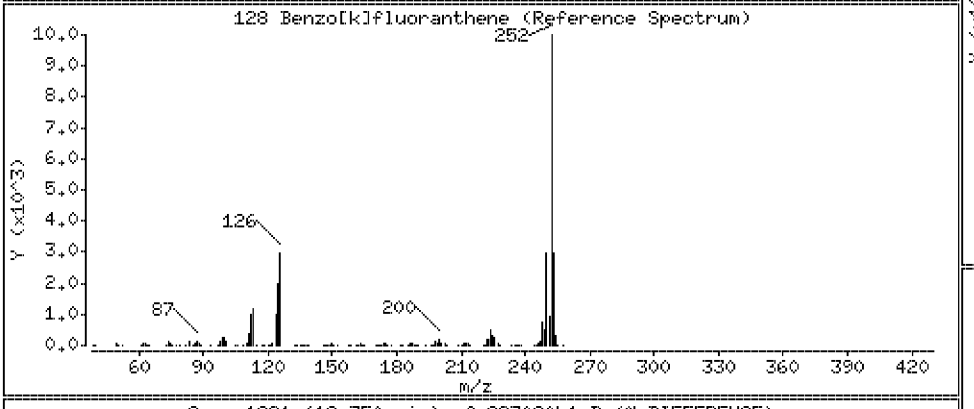

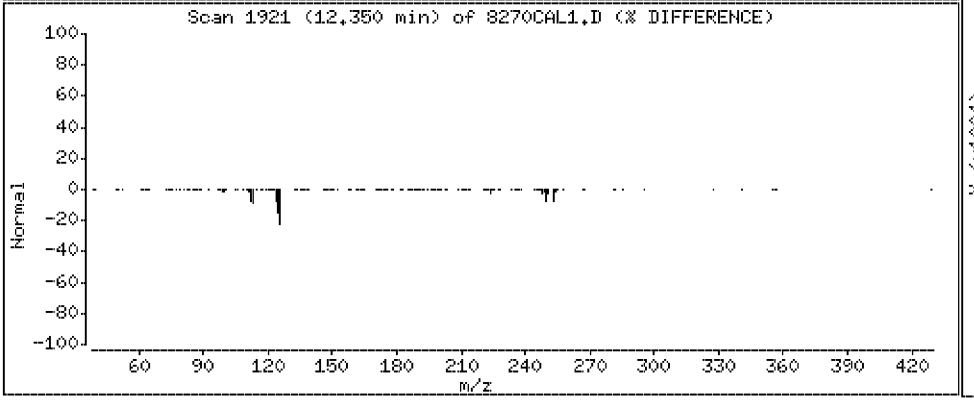

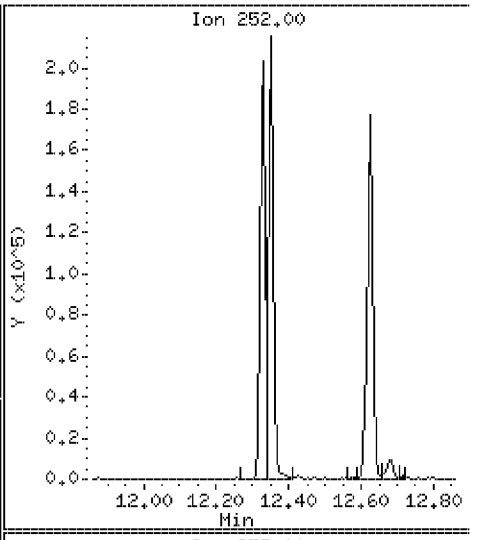

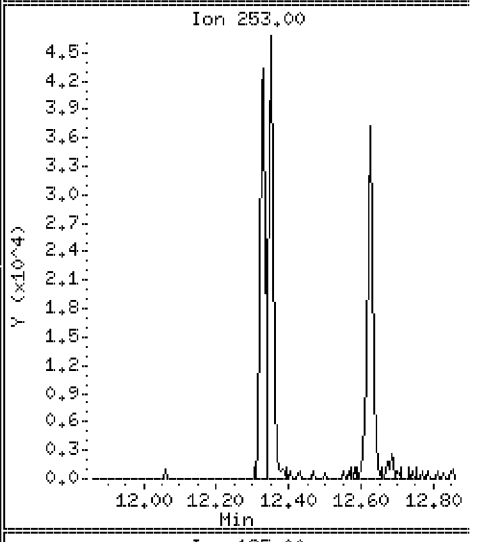

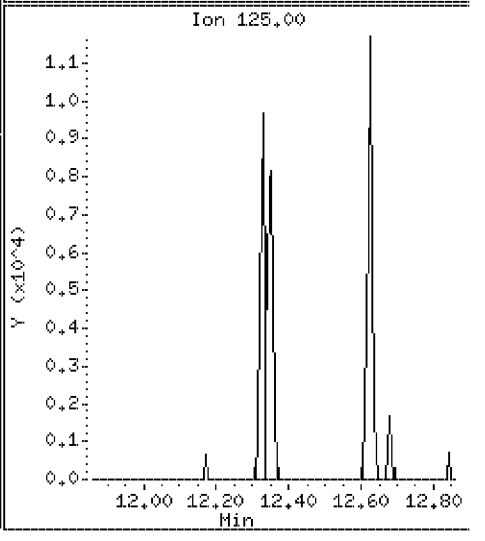

Data File: \\Svecd04\DD\chem\smsd03.i\S3042312.b\8270CAL1.D

Date : 23-APR-2012 12:45

Client ID: 8270CAL1

Instrument: smsd03.i

Sample Info: 45927

Purge Volume: 1000.0

Operator: PEL

Column phase: HPMS-5

Column diameter: 0.25

129 Benzo[a]pyrene

Concentration: 3.8 ug/l

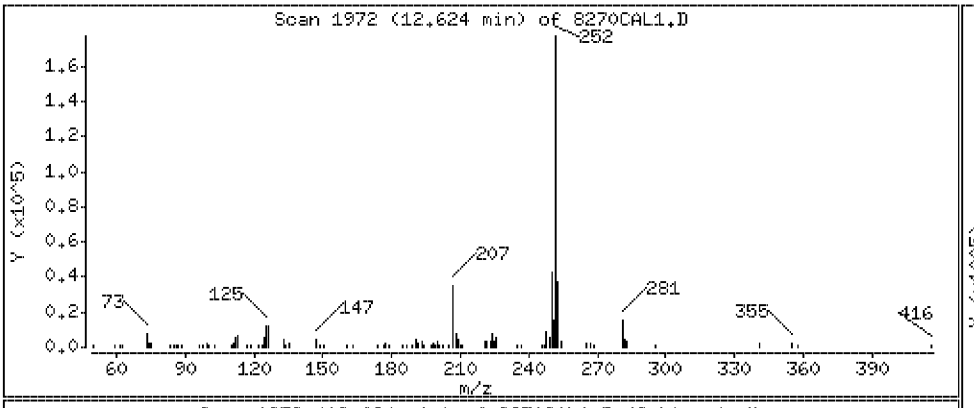

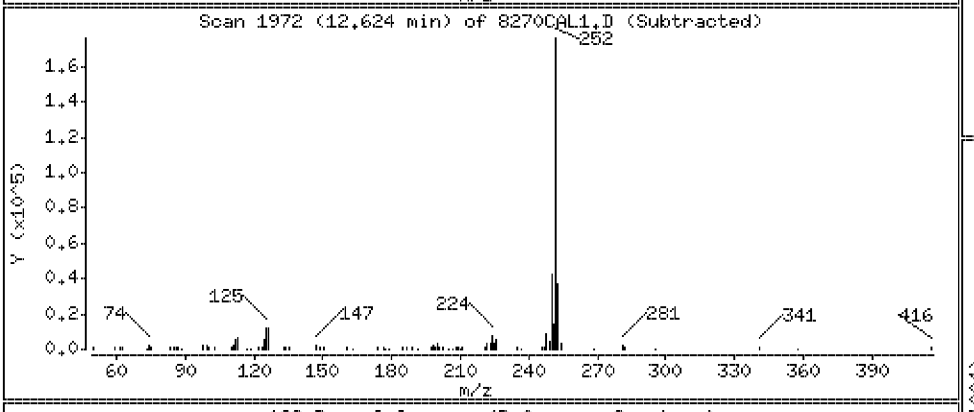

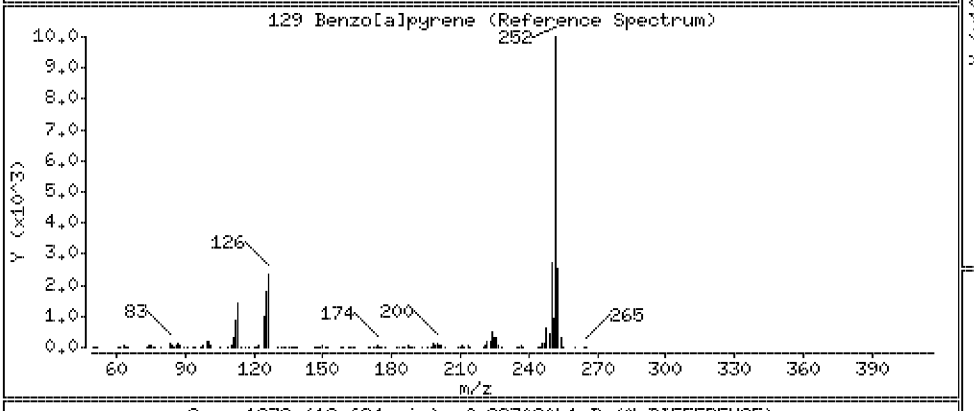

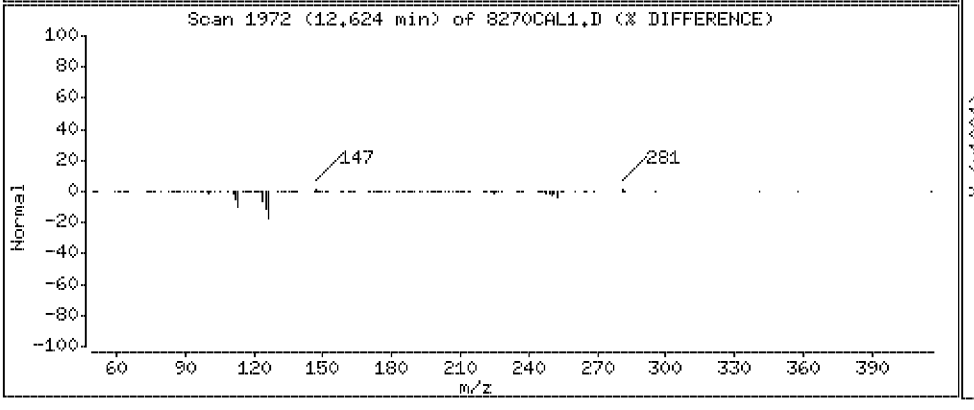

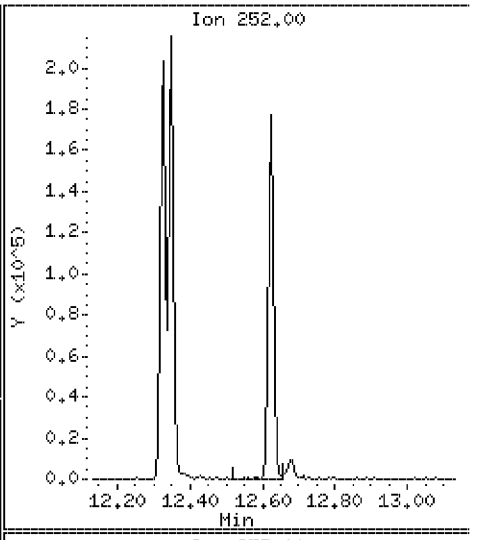

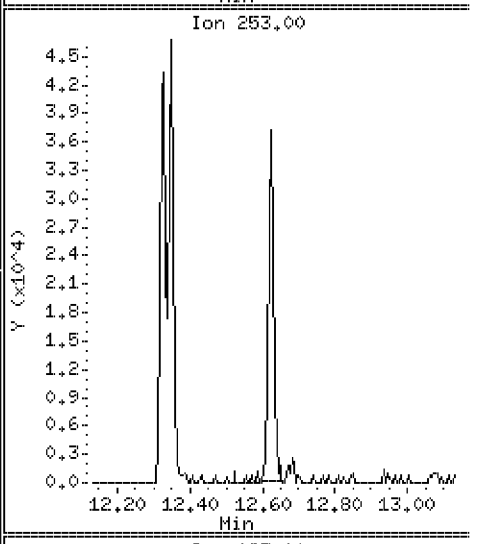

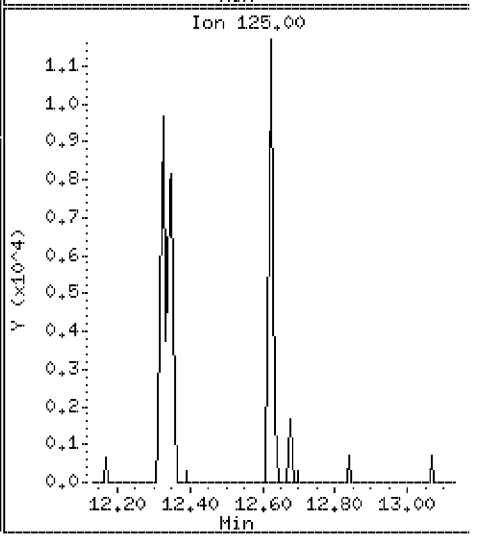

Data File: \\Svecd04\DD\chem\smsd03.i\S3042312.b\8270CAL1.D

Date : 23-APR-2012 12:45

Client ID: 8270CAL1 Instrument: smsd03.i

Sample Info: 45927

Purge Volume: 1000.0 Operator: PEL

Column phase: HPMS-5 Column diameter: 0.25

133 Indeno[1,2,3-cd]pyrene Concentration: 3.9 ug/l

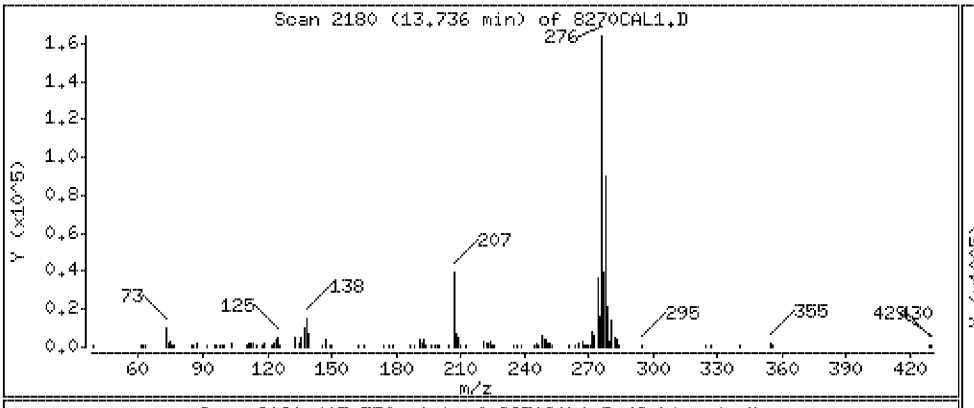

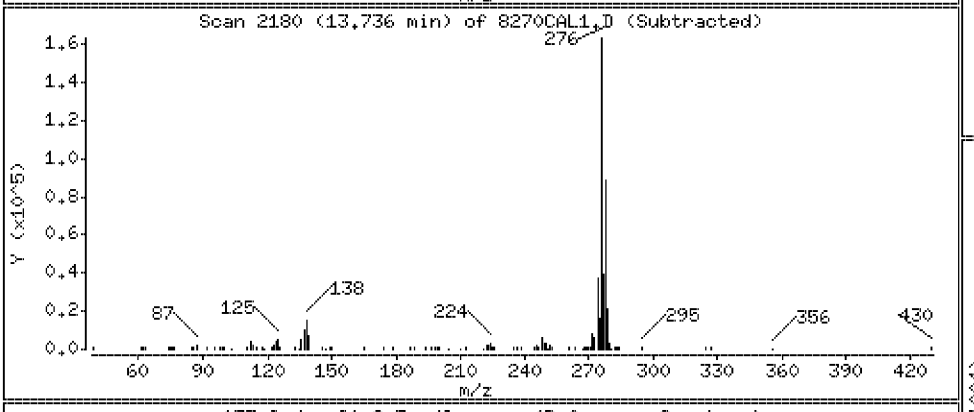

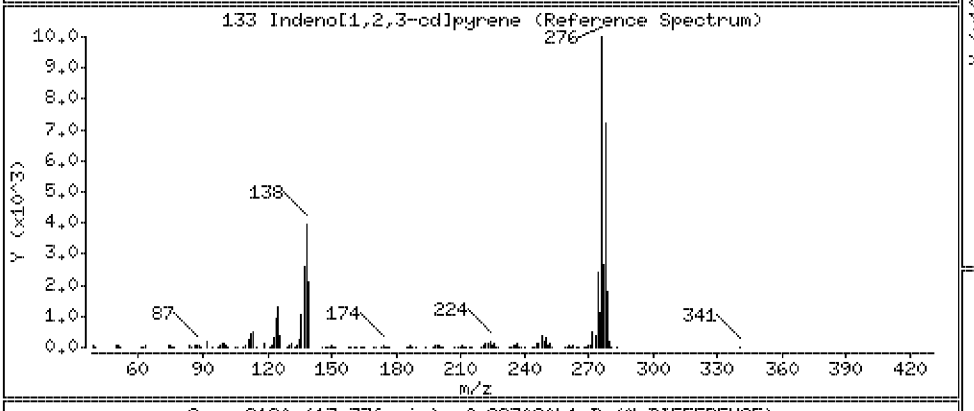

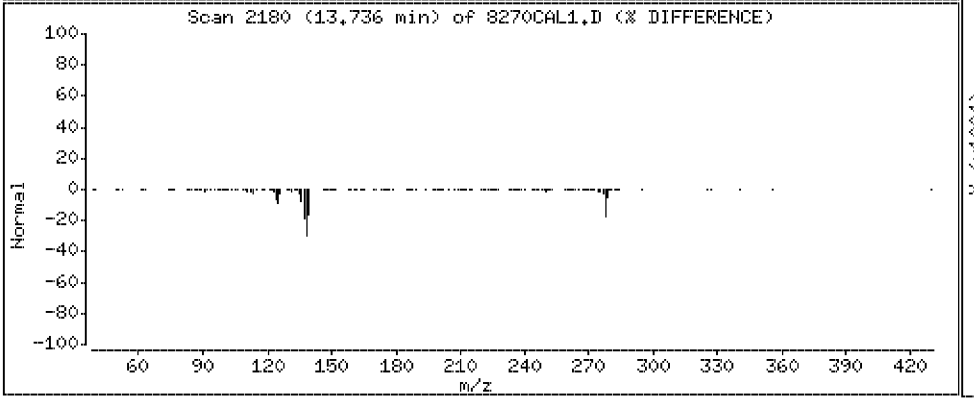

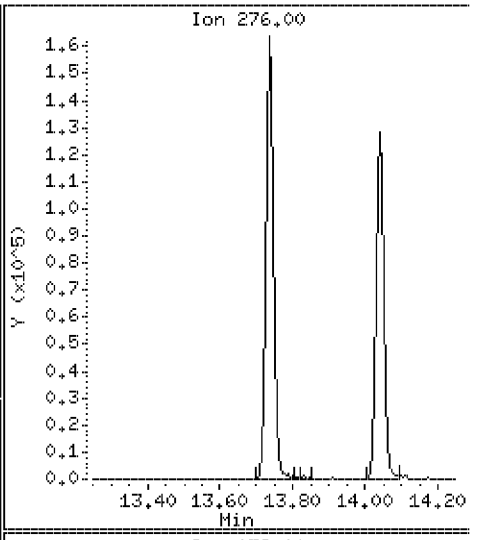

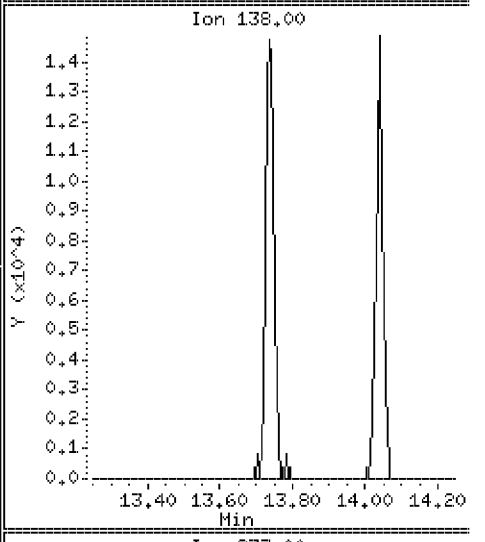

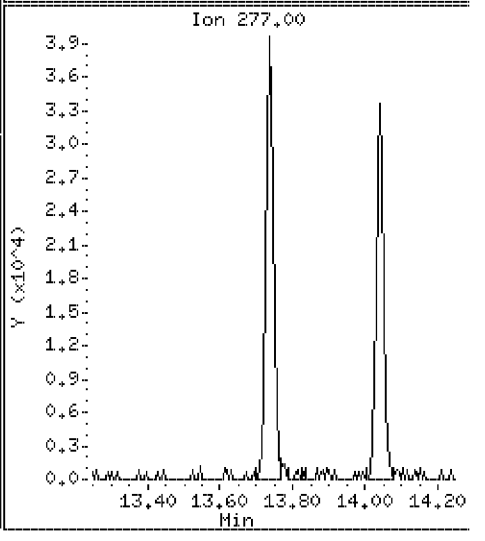

Data File: \\Svecd04\DD\chem\smsd03.i\S3042312.b\8270CAL1.D

Date : 23-APR-2012 12:45

Client ID: 8270CAL1 Instrument: smsd03.i

Sample Info: 45927

Purge Volume: 1000.0 Operator: PEL

Column phase: HPMS-5 Column diameter: 0.25

134 Dibenz[a,h]anthracene Concentration: 3.8 ug/l

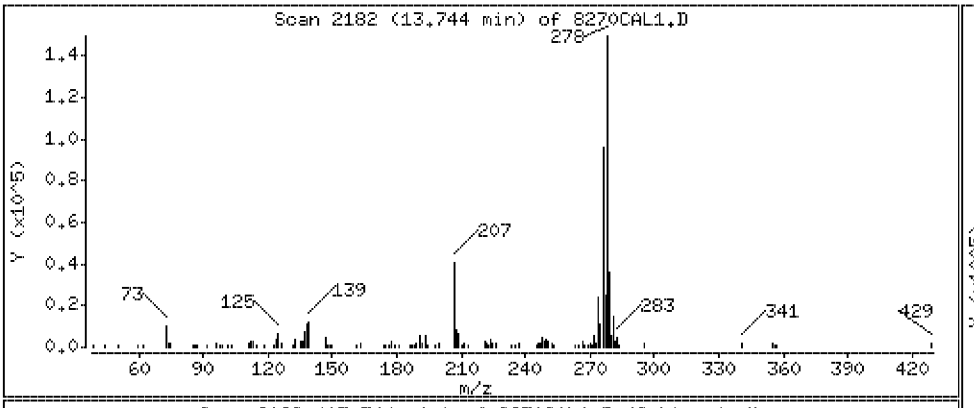

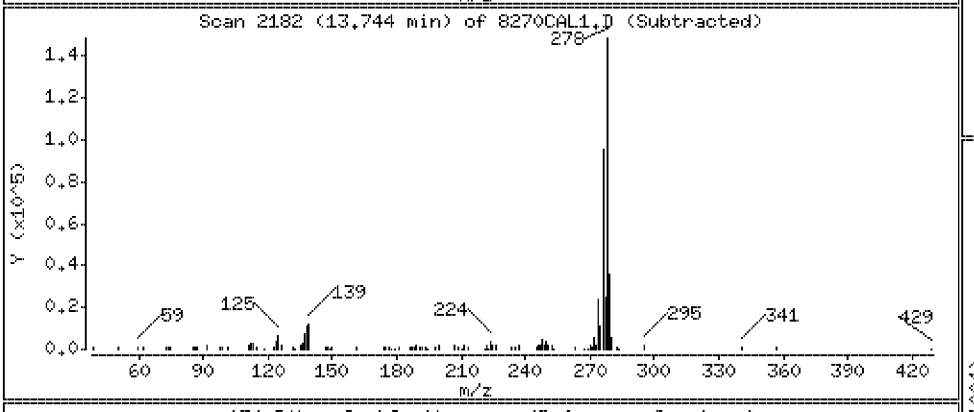

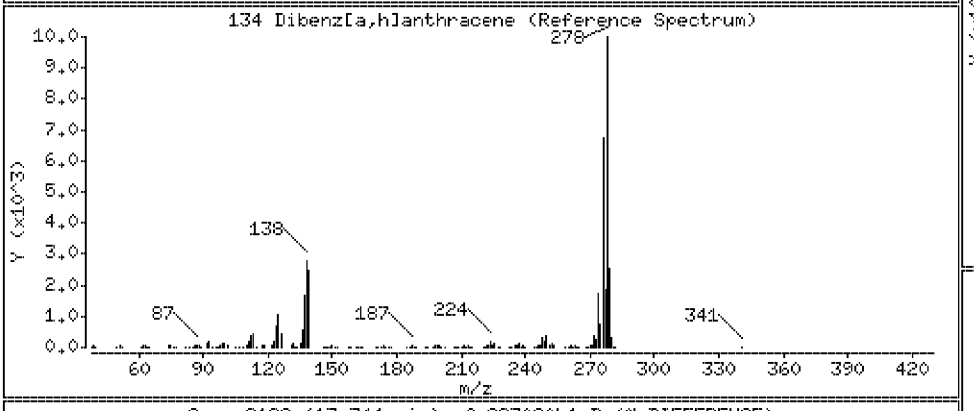

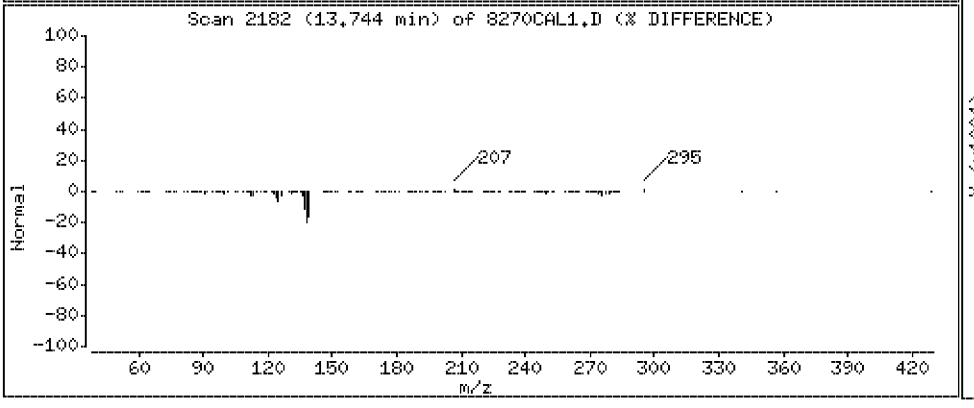

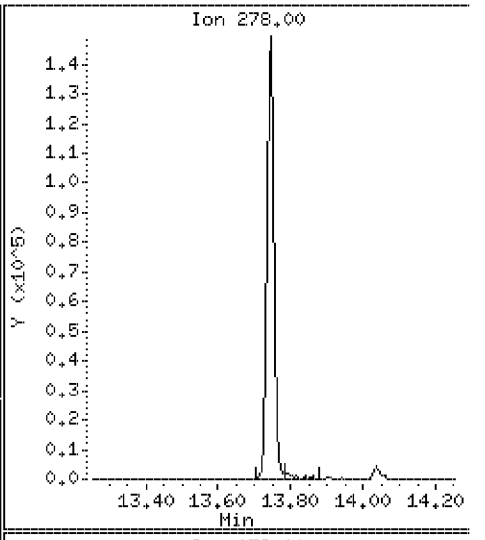

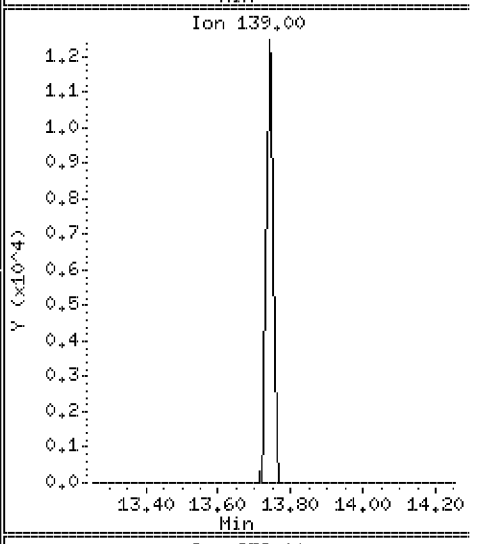

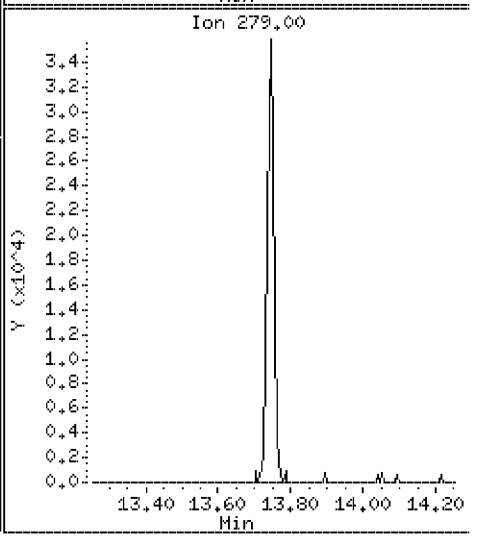

Data File: \\Svecd04\DD\chem\smsd03.i\S3042312.b\8270CAL1.D

Date : 23-APR-2012 12:45

Client ID: 8270CAL1

Instrument: smsd03.i

Sample Info: 45927

Purge Volume: 1000.0

Operator: PEL

Column phase: HPMS-5

Column diameter: 0.25

135 Benzo[g,h,i]perylene

Concentration: 4.1 ug/l

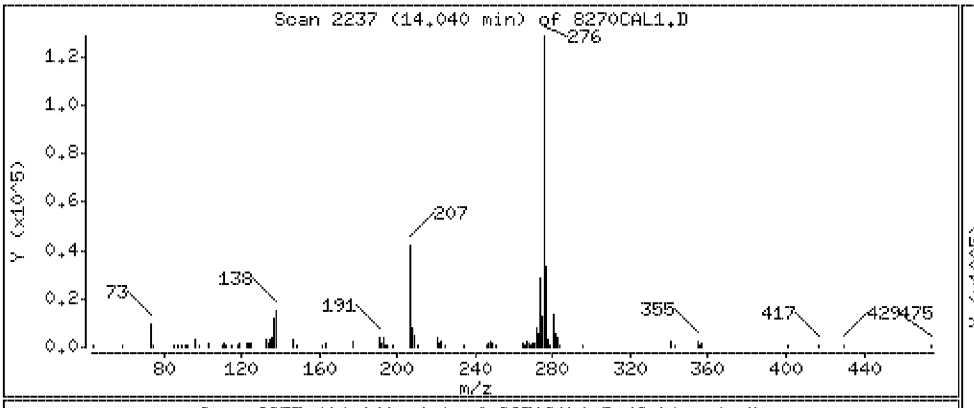

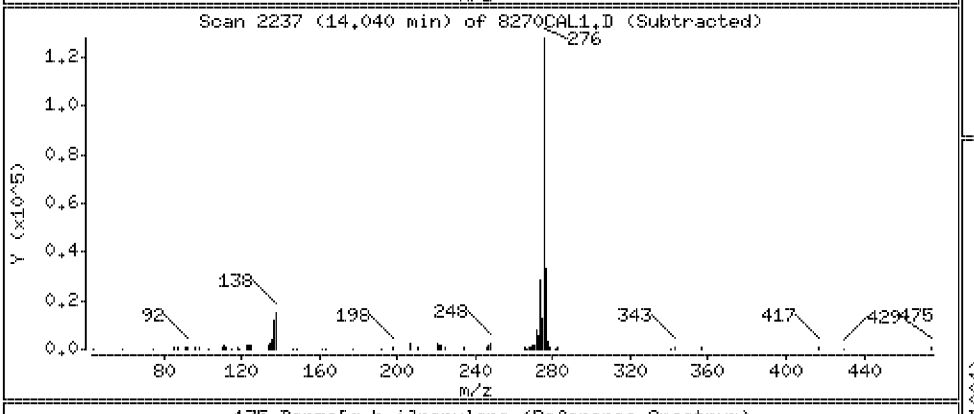

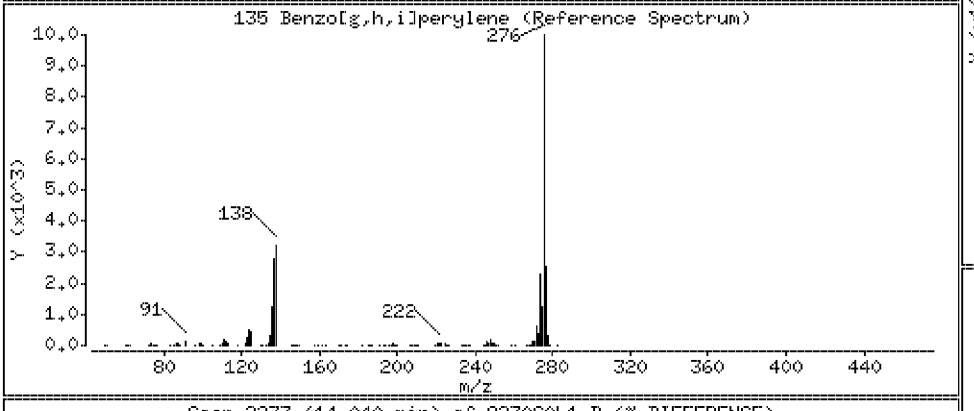

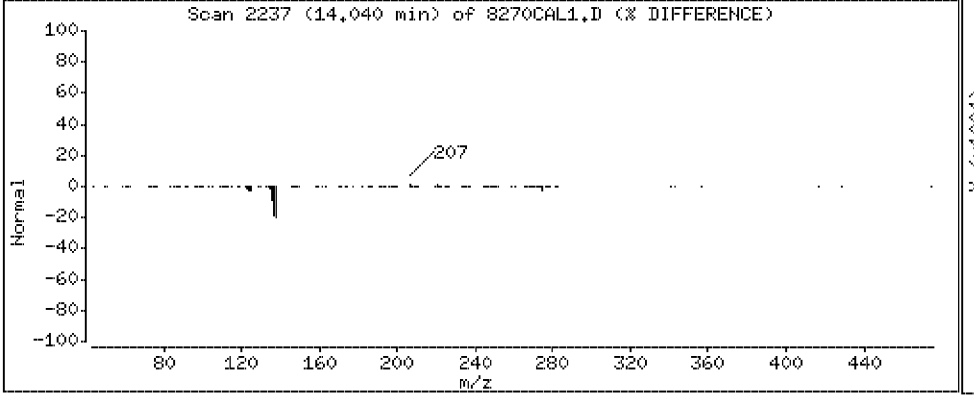

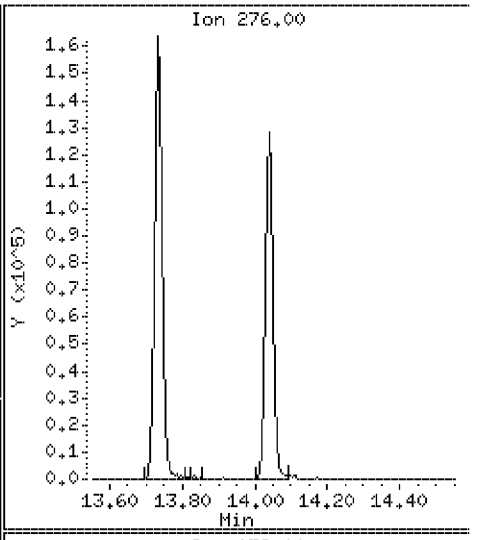

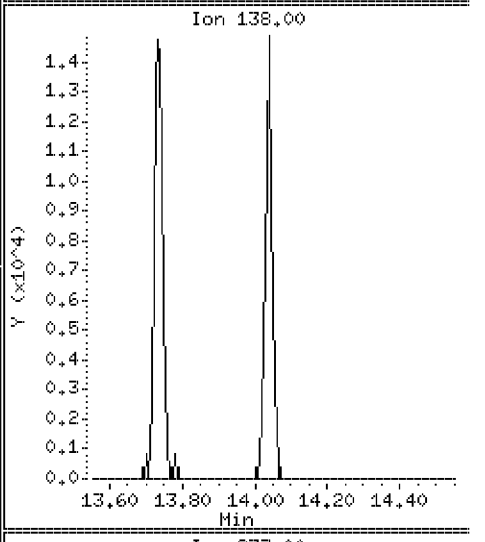

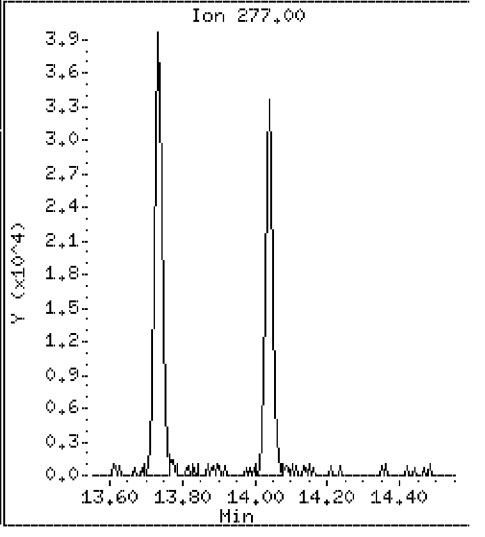

PEL Laboratories, Inc.

Data file : \\Svecd04\DD\chem\smsd03.i\S3042312.b\8270SEC2.D
Lab Smp Id: 45872 Client Smp ID: 8270SEC
Inj Date : 23-APR-2012 13:33 MS Autotune Date: 12-SEP-2011 18:58
Operator : PEL Inst ID: smsd03.i
Smp Info : 45872
Misc Info :
Comment :
Method : \\Svecd04\DD\chem\smsd03.i\S3042312.b\8270bcs.m
Meth Date : 25-Apr-2012 09:57 mjacobs Quant Type: ISTD
Cal Date : 23-APR-2012 12:21 Cal File: 8270CAL2.D
Als bottle: 9 Continuing Calibration Sample
Dil Factor: 1.00000
Integrator: HP Genie Compound Sublist: 8270caln.sub
Target Version: 4.14 Sample Matrix: WATER

Concentration Formula: Amt * DF * (1/(Vo/1000))*Vf * CpndVariable

Name	Value	Description
DF	1.000	Dilution Factor
Vo	1000.000	Volume of sample extracted (mL)
Vf	1.000	Final Volume
Cpnd Variable		Local Compound Variable

RT	EXP RT	REL RT	MASS	RESPONSE	AMOUNTS CAL-AMT (ug/ml)	AMOUNTS ON-COL (ug/ml)	TARGET RANGE	RATIO
2 Pyridine						CAS #: 110-86-1		
2.382	2.381	(0.536)	79	547543	45.0000	43.7	80.00- 120.00	100.00
2.381	2.381	(0.535)	52	210263			7.01- 67.01	38.40
M 16 Cresols (Total)						CAS #: 1319-77-3		
				971682	90.0000			(a)
1 N-Nitrosodimethylamine						CAS #: 62-75-9		
2.339	2.338	(0.526)	42	260439	45.0000	46.0	80.00- 120.00	100.00
2.339	2.338	(0.526)	74	365327			112.35- 172.35	140.27
2.339	2.338	(0.526)	44	11448			0.00- 34.21	4.40
$ 6 2-Fluorophenol (SURR)						CAS #: 367-12-4		
3.383	3.383	(0.761)	112	904376	90.0000	93.8	80.00- 120.00	100.00
3.382	3.383	(0.760)	64	562067			33.15- 93.15	62.15
$ 11 Phenol-d5 (SURR)						CAS #: 4165-62-2		
4.139	4.139	(0.931)	99	1110922	90.0000	86.0	80.00- 120.00	100.00
4.138	4.139	(0.930)	42	225448			0.00- 48.89	20.29
4.138	4.139	(0.930)	71	618789			23.76- 83.76	55.70
13 Phenol						CAS #: 108-95-2		
4.150	4.151	(0.933)	94	663294	45.0000	45.2	80.00- 120.00	100.00

RT	EXP RT	REL RT	MASS	RESPONSE	AMOUNTS CAL-AMT (ug/ml)	AMOUNTS ON-COL (ug/ml)	TARGET RANGE	RATIO
13 Phenol (continued)								
4.151	4.151	(0.933)	65	395243			31.39- 91.39	59.59
4.150	4.151	(0.933)	66	728418			81.48- 141.48	109.82
10 Aniline						CAS #: 62-53-3		
4.167	4.166	(0.937)	93	672444	45.0000	43.2	80.00- 120.00	100.00
4.151	4.166	(0.933)	65	395267			26.91- 86.91	58.78
4.150	4.166	(0.933)	66	728457			73.34- 133.34	108.33
14 Bis(2-Chloroethyl)ether						CAS #: 111-44-4		
4.210	4.210	(0.947)	93	446766	45.0000	48.4	80.00- 120.00	100.00
4.210	4.210	(0.947)	63	334552			42.30- 102.30	74.88
4.210	4.210	(0.947)	95	142172			1.53- 61.53	31.82
15 2-Chlorophenol						CAS #: 95-57-8		
4.278	4.278	(0.962)	128	431805	45.0000	44.8	80.00- 120.00	100.00
4.277	4.278	(0.962)	64	236092			20.72- 80.72	54.68
4.278	4.278	(0.962)	130	140808			2.39- 62.39	32.61
17 1,3-Dichlorobenzene						CAS #: 541-73-1		
4.401	4.401	(0.989)	146	534511	45.0000	45.2	80.00- 120.00	100.00
4.401	4.401	(0.989)	148	350958			36.16- 96.16	65.66
4.400	4.401	(0.989)	111	237697			16.14- 76.14	44.47
* 18 1,4-Dichlorobenzene-d4						CAS #: 3855-82-1		
4.448	4.448	(1.000)	152	333687	40.0000		80.00- 120.00	100.00
4.448	4.448	(1.000)	115	207784			32.20- 92.20	62.27
4.448	4.448	(1.000)	150	556392			139.77- 199.77	166.74
19 1,4-Dichlorobenzene						CAS #: 106-46-7		
4.463	4.462	(1.003)	146	566344	45.0000	45.4	80.00- 120.00	100.00
4.463	4.462	(1.003)	148	376495			38.09- 98.09	66.48
4.463	4.462	(1.003)	111	243417			14.50- 74.50	42.98
21 Benzyl alcohol						CAS #: 100-51-6		
4.566	4.567	(1.027)	108	277136	45.0000	41.9	80.00- 120.00	100.00
4.566	4.567	(1.027)	79	506840			152.29- 212.29	182.88
4.566	4.567	(1.027)	77	351435			97.26- 157.26	126.81
20 1,2-Dichlorobenzene						CAS #: 95-50-1		
4.599	4.599	(1.034)	146	511358	45.0000	45.0	80.00- 120.00	100.00
4.599	4.599	(1.034)	148	339086			38.32- 98.32	66.31
4.599	4.599	(1.034)	111	241040			18.14- 78.14	47.14
22 2-Methylphenol						CAS #: 95-48-7		
4.671	4.671	(1.050)	107	393527	45.0000	45.0	80.00- 120.00	100.00
4.671	4.671	(1.050)	108	437175			82.43- 142.43	111.09
4.671	4.671	(1.050)	79	348087			55.43- 115.43	88.45
23 2,2'-oxybis(1-chloropropane)						CAS #: 108-60-1		
4.675	4.675	(1.051)	45	300749	45.0000	46.6	80.00- 120.00	100.00
4.671	4.675	(1.050)	77	398476			102.98- 162.98	132.49
4.675	4.675	(1.051)	121	160054			24.22- 84.22	53.22

```
                                          AMOUNTS
                                        CAL-AMT   ON-COL
  RT   EXP RT   REL RT   MASS  RESPONSE (ug/ml)  (ug/ml)   TARGET RANGE    RATIO
 ==== ======== ========  ====  ======== =======  =======   ============    =====

   28 4-Methylphenol                                CAS #: 106-44-5
4.807    4.808 ( 1.081)   107    578155 45.0000     45.8  80.00- 120.00   100.00
4.807    4.808 ( 1.081)   108    470630                   50.54- 110.54    81.40
4.807    4.808 ( 1.081)    79    188301                    2.76-  62.76    32.57
--------------------------------------------------------------------------------
   26 N-Nitrosodinpropylamine                       CAS #: 621-64-7
4.799    4.798 ( 1.079)    70    466824 45.0000     47.5  80.00- 120.00   100.00
4.798    4.798 ( 1.079)    42    181335                    6.87-  66.87    38.84
4.799    4.798 ( 1.079)   130     90083                    0.00-  49.23    19.30
--------------------------------------------------------------------------------
   30 Hexachloroethane                              CAS #: 67-72-1
4.901    4.902 ( 1.102)   117    221121 45.0000     44.9  80.00- 120.00   100.00
4.902    4.902 ( 1.102)   201    258763                   90.07- 150.07   117.02
4.902    4.902 ( 1.102)   199    166024                   43.69- 103.69    75.08
--------------------------------------------------------------------------------
$  31 Nitrobenzene-d5 (SURR)                        CAS #: 4165-60-0
4.944    4.944 ( 0.881)    82    630108 45.0000     42.6  80.00- 120.00   100.00
4.944    4.944 ( 0.881)   128    204159                    2.76-  62.76    32.40
4.943    4.944 ( 0.881)    54    240293                    7.08-  67.08    38.14
--------------------------------------------------------------------------------
   32 Nitrobenzene                                  CAS #: 98-95-3
4.961    4.962 ( 0.884)    77    649848 45.0000     44.6  80.00- 120.00   100.00
4.961    4.962 ( 0.884)   123    221578                    4.18-  64.18    34.10
4.961    4.962 ( 0.884)    65    100008                    0.00-  45.17    15.39
--------------------------------------------------------------------------------
   34 Isophorone                                    CAS #: 78-59-1
5.173    5.176 ( 0.922)    82   1000287 45.0000     56.2  80.00- 120.00   100.00(M)
5.176    5.176 ( 0.923)   138    163687                    0.00-  46.29    16.36
5.176    5.176 ( 0.923)    95     97727                    0.00-  39.21     9.77
--------------------------------------------------------------------------------
   35 2-Nitrophenol                                 CAS #: 88-75-5
5.253    5.253 ( 0.936)   139    241700 45.0000     44.8  80.00- 120.00   100.00
5.253    5.253 ( 0.936)    65    173409                   43.34- 103.34    71.75
5.253    5.253 ( 0.936)   109    125447                   20.91-  80.91    51.90
--------------------------------------------------------------------------------
   36 2,4-Dimethylphenol                            CAS #: 105-67-9
5.293    5.294 ( 0.944)   122    403103 45.0000     48.5  80.00- 120.00   100.00
5.293    5.294 ( 0.944)   107    552742                  111.45- 171.45   137.12
5.294    5.294 ( 0.944)   121    232642                   28.89-  88.89    57.71
--------------------------------------------------------------------------------
   38 Bis(2-Chloroethoxy)methane                    CAS #: 111-91-1
5.369    5.369 ( 0.957)    93    577891 45.0000     48.0  80.00- 120.00   100.00
5.370    5.369 ( 0.957)    95    190779                    3.06-  63.06    33.01
5.370    5.369 ( 0.957)   123     71128                    0.00-  44.40    12.31
--------------------------------------------------------------------------------
   40 Benzoic Acid                                  CAS #: 65-85-0
5.403    5.404 ( 0.963)   122    237724 45.0000     41.8  80.00- 120.00   100.00
5.403    5.404 ( 0.963)   105    312167                  107.67- 167.67   131.31
5.402    5.404 ( 0.963)    77    320383                  104.37- 164.37   134.77
--------------------------------------------------------------------------------
   41 2,4-Dichlorophenol                            CAS #: 120-83-2
5.489    5.490 ( 0.978)   162    433350 45.0000     44.2  80.00- 120.00   100.00
5.489    5.490 ( 0.978)   164    286912                   36.50-  96.50    66.21
```

RT	EXP RT	REL RT	MASS	RESPONSE	AMOUNTS CAL-AMT (ug/ml)	AMOUNTS ON-COL (ug/ml)	TARGET RANGE	RATIO
41 2,4-Dichlorophenol (continued)								
5.489	5.490	(0.978)	98	151228			5.73- 65.73	34.90
42 1,2,4-Trichlorobenzene						CAS #: 120-82-1		
5.554	5.555	(0.990)	180	544056	45.0000	44.4	80.00- 120.00	100.00
5.554	5.555	(0.990)	182	543100			67.47- 127.47	99.82
5.554	5.555	(0.990)	145	151267			0.00- 58.13	27.80
* 43 Naphthalene-d8						CAS #: 1146-65-2		
5.610	5.610	(1.000)	136	1096003	40.0000		80.00- 120.00	100.00
5.609	5.610	(1.000)	68	59295			0.00- 35.51	5.41
44 Naphthalene						CAS #: 91-20-3		
5.630	5.630	(1.004)	128	1339801	45.0000	47.6	80.00- 120.00	100.00
5.630	5.630	(1.004)	129	148430			0.00- 41.28	11.08
5.630	5.630	(1.004)	127	183011			0.00- 43.27	13.66
45 4-Chloroaniline						CAS #: 106-47-8		
5.681	5.681	(1.013)	127	561891	45.0000	47.5	80.00- 120.00	100.00
5.681	5.681	(1.013)	129	180928			2.39- 62.39	32.20
5.680	5.681	(1.013)	65	228808			11.54- 71.54	40.72
48 Hexachlorobutadiene						CAS #: 87-68-3		
5.745	5.746	(1.024)	225	461431	45.0000	49.3	80.00- 120.00	100.00
5.745	5.746	(1.024)	223	287091			32.02- 92.02	62.22
5.746	5.746	(1.024)	227	304378			34.54- 94.54	65.96
51 4-Chloro-3-methylphenol						CAS #: 59-50-7		
6.158	6.158	(1.098)	107	423230	45.0000	44.8	80.00- 120.00	100.00
6.158	6.158	(1.098)	144	108960			0.00- 55.95	25.74
6.158	6.158	(1.098)	142	325302			44.47- 104.47	76.86
53 2-Methylnaphthalene						CAS #: 91-57-6		
6.289	6.289	(1.121)	142	931339	45.0000	45.5	80.00- 120.00	100.00
6.289	6.289	(1.121)	141	828208			58.08- 118.08	88.93
54 1-Methylnaphthalene						CAS #: 90-12-0		
6.385	6.385	(1.138)	142	811986	45.0000	43.7	80.00- 120.00	100.00
6.385	6.385	(1.138)	141	721690			61.72- 121.72	88.88
55 Hexachlorocyclopentadiene						CAS #: 77-47-4		
6.445	6.445	(0.882)	237	543741	45.0000	47.4	80.00- 120.00	100.00
6.444	6.445	(0.882)	235	337423			33.37- 93.37	62.06
6.445	6.445	(0.882)	272	77041			0.00- 43.74	14.17
57 2,4,6-Trichlorophenol						CAS #: 88-06-2		
6.619	6.620	(0.906)	196	420152	45.0000	46.5	80.00- 120.00	100.00
6.619	6.620	(0.906)	198	407924			67.07- 127.07	97.09
6.619	6.620	(0.906)	200	129511			1.30- 61.30	30.82
58 2,4,5-Trichlorophenol						CAS #: 95-95-4		
6.569	6.570	(0.899)	196	391717	45.0000	46.9	80.00- 120.00	100.00
6.569	6.570	(0.899)	198	378222			69.46- 129.46	96.55

```
                                          AMOUNTS
                                        CAL-AMT   ON-COL
  RT   EXP RT   REL RT   MASS  RESPONSE (ug/ml)  (ug/ml)   TARGET RANGE    RATIO
 ==== ======== ========  ====  ======== =======  =======   ============    =====

   58 2,4,5-Trichlorophenol (continued)
6.568    6.570 ( 0.899)    97    251369                    34.72-  94.72    64.17
--------------------------------------------------------------------------------
$  59 2-Fluorobiphenyl (SURR)                        CAS #: 321-60-8
6.643    6.644 ( 0.909)   172   1243495 45.0000     44.2  80.00- 120.00   100.00
6.643    6.644 ( 0.909)   171    451095                    5.03-  65.03    36.28
--------------------------------------------------------------------------------
   62 2-Chloronaphthalene                            CAS #: 91-58-7
6.762    6.763 ( 0.926)   162    988608 45.0000     46.4  80.00- 120.00   100.00
6.762    6.763 ( 0.926)   164    335943                    4.20-  64.20    33.98
6.762    6.763 ( 0.926)   127    373061                    7.85-  67.85    37.74
--------------------------------------------------------------------------------
   63 2-Nitroaniline                                 CAS #: 88-74-4
6.868    6.869 ( 0.940)    65    357040 45.0000     48.7  80.00- 120.00   100.00
6.868    6.869 ( 0.940)    92    221316                   30.25-  90.25    61.99
6.869    6.869 ( 0.940)   138    301334                   52.43- 112.43    84.40
--------------------------------------------------------------------------------
   65 Dimethylphthalate                              CAS #: 131-11-3
7.039    7.040 ( 0.964)   163   1174594 45.0000     48.0  80.00- 120.00   100.00
7.039    7.040 ( 0.964)   194     68492                    0.00-  35.55     5.83
7.039    7.040 ( 0.964)   164    126027                    0.00-  40.55    10.73
--------------------------------------------------------------------------------
   68 Acenaphthylene                                 CAS #: 208-96-8
7.167    7.167 ( 0.981)   152   1515719 45.0000     48.1  80.00- 120.00   100.00
7.167    7.167 ( 0.981)   151    311178                    0.00-  50.50    20.53
7.167    7.167 ( 0.981)   153    211288                    0.00-  43.76    13.94
--------------------------------------------------------------------------------
   67 2,6-Dinitrotoluene                             CAS #: 606-20-2
7.100    7.100 ( 0.972)   165    260195 45.0000     47.0  80.00- 120.00   100.00
7.100    7.100 ( 0.972)    89    201555                   49.02- 109.02    77.46
7.099    7.100 ( 0.972)    63    194940                   44.86- 104.86    74.92
--------------------------------------------------------------------------------
   69 3-Nitroaniline                                 CAS #: 99-09-2
7.272    7.271 ( 0.995)   138    242797 45.0000     49.4  80.00- 120.00   100.00
7.271    7.271 ( 0.995)   108     26931                    0.00-  41.32    11.09
7.271    7.271 ( 0.995)    92    326863                  100.05- 160.05   134.62
--------------------------------------------------------------------------------
*  70 Acenaphthene-d10                               CAS #: 15067-26-2
7.305    7.305 ( 1.000)   164    726518 40.0000          80.00- 120.00   100.00
7.305    7.305 ( 1.000)   162    698556                   64.73- 124.73    96.15
7.305    7.305 ( 1.000)   160    321070                   12.46-  72.46    44.19
--------------------------------------------------------------------------------
   71 Acenaphthene                                   CAS #: 83-32-9
7.337    7.338 ( 1.004)   154    887424 45.0000     46.4  80.00- 120.00   100.00
7.337    7.338 ( 1.004)   153    977052                   78.46- 138.46   110.10
7.337    7.338 ( 1.004)   152    481146                   23.44-  83.44    54.22
--------------------------------------------------------------------------------
   72 2,4-Dinitrophenol                              CAS #: 51-28-5
7.369    7.369 ( 1.009)   184    182402 45.0000     49.6  80.00- 120.00   100.00
7.368    7.369 ( 1.009)    63    143471                   48.07- 108.07    78.66
7.369    7.369 ( 1.009)   154    125352                   39.61-  99.61    68.72
--------------------------------------------------------------------------------
   74 4-Nitrophenol                                  CAS #: 100-02-7
7.474    7.476 ( 1.023)   109    255513 45.0000     47.8  80.00- 120.00   100.00(Q)
```

RT	EXP RT	REL RT	MASS	RESPONSE	AMOUNTS CAL-AMT (ug/ml)	AMOUNTS ON-COL (ug/ml)	TARGET RANGE	RATIO
74 4-Nitrophenol (continued)								
7.475	7.476	(1.023)	139	154082			26.63- 86.63	60.30
7.474	7.476	(1.023)	65	280115			81.59- 141.59	109.63
75 Dibenzofuran						CAS #: 132-64-9		
7.505	7.506	(1.027)	168	1466724	45.0000	47.2	80.00- 120.00	100.00
7.505	7.506	(1.027)	139	623595			12.75- 72.75	42.52
76 2,4-Dinitrotoluene						CAS #: 121-14-2		
7.494	7.494	(1.026)	165	361660	45.0000	46.6	80.00- 120.00	100.00
7.495	7.494	(1.026)	63	411554			82.10- 142.10	113.80
7.494	7.494	(1.026)	89	370783			72.08- 132.08	102.52
80 Diethylphthalate						CAS #: 84-66-2		
7.729	7.729	(1.058)	149	1064815	45.0000	47.1	80.00- 120.00	100.00
7.729	7.729	(1.058)	177	248633			0.00- 53.36	23.35
7.728	7.729	(1.058)	150	136976			0.00- 42.43	12.86
81 Fluorene						CAS #: 86-73-7		
7.840	7.841	(1.073)	166	1303274	45.0000	48.4	80.00- 120.00	100.00
7.840	7.841	(1.073)	165	1242867			65.55- 125.55	95.36
7.840	7.841	(1.073)	167	192064			0.00- 44.15	14.74
82 4-Chlorophenyl-phenylether						CAS #: 7005-72-3		
7.838	7.838	(1.073)	204	766618	45.0000	47.5	80.00- 120.00	100.00
7.838	7.838	(1.073)	206	259726			4.27- 64.27	33.88
7.837	7.838	(1.073)	141	409057			24.97- 84.97	53.36
84 4-Nitroaniline						CAS #: 100-01-6		
7.875	7.874	(1.078)	138	210285	45.0000	49.4	80.00- 120.00	100.00
7.874	7.874	(1.078)	92	138118			38.02- 98.02	65.68
7.874	7.874	(1.078)	108	331694			124.92- 184.92	157.74
85 4,6-Dinitro-2-methylphenol						CAS #: 534-52-1		
7.896	7.896	(0.901)	198	245251	45.0000	43.7	80.00- 120.00	100.00
7.894	7.896	(0.901)	51	92435			6.77- 66.77	37.69
7.895	7.896	(0.901)	105	89227			8.50- 68.50	36.38
86 N-Nitrosodiphenylamine						CAS #: 86-30-6		
7.957	7.956	(0.908)	169	813988	45.0000	50.0	80.00- 120.00	100.00
7.957	7.956	(0.908)	168	548760			36.61- 96.61	67.42
7.957	7.956	(0.908)	167	298013			4.62- 64.62	36.61
87 1,2-Diphenylhydrazine						CAS #: 122-66-7		
7.993	7.992	(1.094)	77	1360824	45.0000	52.4	80.00- 120.00	100.00
7.994	7.992	(1.094)	105	173848			0.00- 43.34	12.78
7.994	7.992	(1.094)	182	353102			0.00- 56.11	25.95
$ 88 2,4,6-Tribromophenol (SURR)						CAS #: 118-79-6		
8.082	8.083	(1.106)	330	471237	90.0000	92.8	80.00- 120.00	100.00
8.082	8.083	(1.106)	332	458831			66.43- 126.43	97.37
8.080	8.083	(1.106)	141	189414			9.24- 69.24	40.20

```
                                          AMOUNTS
                                        CAL-AMT   ON-COL
  RT   EXP RT   REL RT   MASS  RESPONSE (ug/ml)  (ug/ml)   TARGET RANGE    RATIO
 ==== ======== ========  ====  ======== =======  =======   ============    =====

   93 4-Bromophenylphenylether                          CAS #: 101-55-3
8.316    8.318 ( 0.949)   248    450859 45.0000     47.8  80.00- 120.00   100.00
8.316    8.318 ( 0.949)   250    441941                   67.36- 127.36    98.02
8.315    8.318 ( 0.949)   141    300339                   35.77-  95.77    66.61
-------------------------------------------------------------------------------
   94 Hexachlorobenzene                                 CAS #: 118-74-1
8.385    8.387 ( 0.957)   284    504954 45.0000     46.5  80.00- 120.00   100.00
8.383    8.387 ( 0.957)   142    163337                    2.39-  62.39    32.35
8.385    8.387 ( 0.957)   249    157698                    0.06-  60.06    31.23
-------------------------------------------------------------------------------
   96 Pentachlorophenol                                 CAS #: 87-86-5
8.583    8.585 ( 0.980)   266    292620 45.0000     45.9  80.00- 120.00   100.00
8.583    8.585 ( 0.980)   264    184484                   33.70-  93.70    63.05
8.583    8.585 ( 0.980)   268    185403                   35.26-  95.26    63.36
-------------------------------------------------------------------------------
* 100 Phenanthrene-d10                                 CAS #: 1517-22-2
8.760    8.761 ( 1.000)   188   1292183 40.0000           80.00- 120.00   100.00
8.759    8.761 ( 1.000)    94     83492                    0.00-  36.35     6.46
8.759    8.761 ( 1.000)    80    101530                    0.00-  37.82     7.86
-------------------------------------------------------------------------------
  101 Phenanthrene                                      CAS #: 85-01-8
8.784    8.785 ( 1.003)   178   1599873 45.0000     48.1  80.00- 120.00   100.00
8.784    8.785 ( 1.003)   179    262472                    0.00-  46.33    16.41
8.784    8.785 ( 1.003)   176    320139                    0.00-  50.11    20.01
-------------------------------------------------------------------------------
  103 Anthracene                                        CAS #: 120-12-7
8.833    8.835 ( 1.008)   178   1605293 45.0000     48.4  80.00- 120.00   100.00
8.834    8.835 ( 1.008)   179    261073                    0.00-  45.97    16.26
8.833    8.835 ( 1.008)   176    321839                    0.00-  49.80    20.05
-------------------------------------------------------------------------------
  104 Carbazole                                         CAS #: 86-74-8
8.996    8.996 ( 1.027)   167   1414521 45.0000     51.2  80.00- 120.00   100.00
8.995    8.996 ( 1.027)   139    195313                    0.00-  43.89    13.81
8.995    8.996 ( 1.027)    83     89947                    0.00-  36.17     6.36
-------------------------------------------------------------------------------
  105 Di-n-butylphthalate                               CAS #: 84-74-2
9.326    9.327 ( 1.065)   149   1696980 45.0000     48.6  80.00- 120.00   100.00
9.325    9.327 ( 1.065)   150    165194                    0.00-  40.04     9.73
9.325    9.327 ( 1.065)   104    129553                    0.00-  37.79     7.63
-------------------------------------------------------------------------------
  109 Fluoranthene                                      CAS #: 206-44-0
9.952    9.953 ( 1.136)   202   1878216 45.0000     49.2  80.00- 120.00   100.00
9.951    9.953 ( 1.136)   101    124357                    0.00-  36.69     6.62
9.951    9.953 ( 1.136)   203    346578                    0.00-  48.82    18.45
-------------------------------------------------------------------------------
  111 Pyrene                                            CAS #: 129-00-0
10.176  10.176 ( 0.896)   202   1966656 45.0000     47.9  80.00- 120.00   100.00
10.176  10.176 ( 0.896)   200    438361                    0.00-  51.88    22.29
10.175  10.176 ( 0.896)   203    382640                    0.00-  49.33    19.46
-------------------------------------------------------------------------------
$ 112 Terphenyl-d14 (SURR)                              CAS #: 1718-51-0
10.321  10.322 ( 0.909)   244   1690215 45.0000     43.3  80.00- 120.00   100.00
10.320  10.322 ( 0.909)   122    115182                    0.00-  36.72     6.81
```

RT	EXP RT	REL RT	MASS	RESPONSE	AMOUNTS CAL-AMT (ug/ml)	AMOUNTS ON-COL (ug/ml)	TARGET RANGE	RATIO
$ 112 Terphenyl-d14 (SURR) (continued)								
10.321	10.322	(0.909)	212	140487			0.00- 38.06	8.31
118 Butylbenzylphthalate						CAS #: 85-68-7		
10.798	10.798	(0.951)	149	902547	45.0000	50.7	80.00- 120.00	100.00
10.797	10.798	(0.951)	91	733744			51.57- 111.57	81.30
10.798	10.798	(0.951)	206	234812			0.00- 55.14	26.02
120 Benzo[a]anthracene						CAS #: 56-55-3		
11.348	11.348	(0.999)	228	2585604	45.0000	49.8	80.00- 120.00	100.00
11.348	11.348	(0.999)	229	561068			0.00- 51.57	21.70
11.348	11.348	(0.999)	226	758719			0.00- 58.54	29.34
* 121 Chrysene-d12						CAS #: 1719-03-5		
11.358	11.359	(1.000)	240	2067093	40.0000		80.00- 120.00	100.00
11.356	11.359	(1.000)	120	127060			0.00- 36.38	6.15
11.358	11.359	(1.000)	236	558917			0.00- 57.06	27.04
123 Chrysene						CAS #: 218-01-9		
11.385	11.384	(1.002)	228	2147464	45.0000	47.2	80.00- 120.00	100.00
11.384	11.384	(1.002)	226	686549			1.12- 61.12	31.97
11.384	11.384	(1.002)	229	468742			0.00- 51.74	21.83
124 Bis-2-Ethylhexylphthalate						CAS #: 117-81-7		
11.350	11.350	(0.999)	149	1608677	45.0000	52.3	80.00- 120.00	100.00
11.350	11.350	(0.999)	167	512491			2.07- 62.07	31.86
11.351	11.350	(0.999)	279	150666			0.00- 39.24	9.37
125 Di-n-octylphthalate						CAS #: 117-84-0		
11.948	11.948	(0.942)	149	2023966	45.0000	51.6	80.00- 120.00	100.00
11.948	11.948	(0.942)	167	36292			0.00- 31.74	1.79
11.947	11.948	(0.942)	43	168476			0.00- 38.21	8.32
127 Benzo[b]fluoranthene						CAS #: 205-99-2		
12.336	12.333	(0.973)	252	2371959	45.0000	49.1	80.00- 120.00	100.00
12.336	12.333	(0.973)	253	565734			0.00- 54.02	23.85
12.335	12.333	(0.972)	125	115907			0.00- 34.93	4.89
128 Benzo[k]fluoranthene						CAS #: 207-08-9		
12.360	12.359	(0.974)	252	2370163	45.0000	48.8	80.00- 120.00	100.00
12.360	12.359	(0.974)	253	561867			0.00- 53.57	23.71
12.359	12.359	(0.974)	125	123832			0.00- 35.26	5.22
129 Benzo[a]pyrene						CAS #: 50-32-8		
12.632	12.630	(0.996)	252	2285218	45.0000	48.4	80.00- 120.00	100.00
12.632	12.630	(0.996)	253	537136			0.00- 54.04	23.50
12.631	12.630	(0.996)	125	120054			0.00- 35.52	5.25
* 130 Perylene-d12						CAS #: 1520-96-3		
12.685	12.682	(1.000)	264	1819121	40.0000		80.00- 120.00	100.00
12.684	12.682	(1.000)	260	438337			0.00- 54.80	24.10
12.684	12.682	(1.000)	265	413334			0.00- 53.39	22.72

RT	EXP RT	REL RT	MASS	RESPONSE	AMOUNTS CAL-AMT (ug/ml)	AMOUNTS ON-COL (ug/ml)	TARGET RANGE	RATIO
133 Indeno[1,2,3-cd]pyrene						CAS #: 193-39-5		
13.752	13.749	(1.084)	276	2854501	45.0000	48.5	80.00- 120.00	100.00
13.752	13.749	(1.084)	138	355211			0.00- 42.48	12.44
13.753	13.749	(1.084)	277	773427			0.00- 56.82	27.09
134 Dibenz[a,h]anthracene						CAS #: 53-70-3		
13.757	13.755	(1.085)	278	2540999	45.0000	49.4	80.00- 120.00	100.00
13.756	13.755	(1.084)	139	198078			0.00- 37.70	7.80
13.757	13.755	(1.085)	279	634419			0.00- 54.57	24.97
135 Benzo[g,h,i]perylene						CAS #: 191-24-2		
14.057	14.053	(1.108)	276	2163622	45.0000	48.1	80.00- 120.00	100.00
14.056	14.053	(1.108)	138	211735			0.00- 40.01	9.79
14.057	14.053	(1.108)	277	542290			0.00- 54.80	25.06

QC Flag Legend

a - Target compound detected but, quantitated amount
    Below Limit Of Quantitation(BLOQ).
Q - Qualifier signal failed the ratio test.
M - Compound response manually integrated.

Data File: \\Svecd04\DD\chem\smsd03.i\S3042312.b\8270SEC2.D
Date : 23-APR-2012 13:33
Client ID: 8270SEC
Sample Info: 45872
Purge Volume: 1000.0
Column phase: HPMS-5

Instrument: smsd03.i
Operator: PEL
Column diameter: 0.25

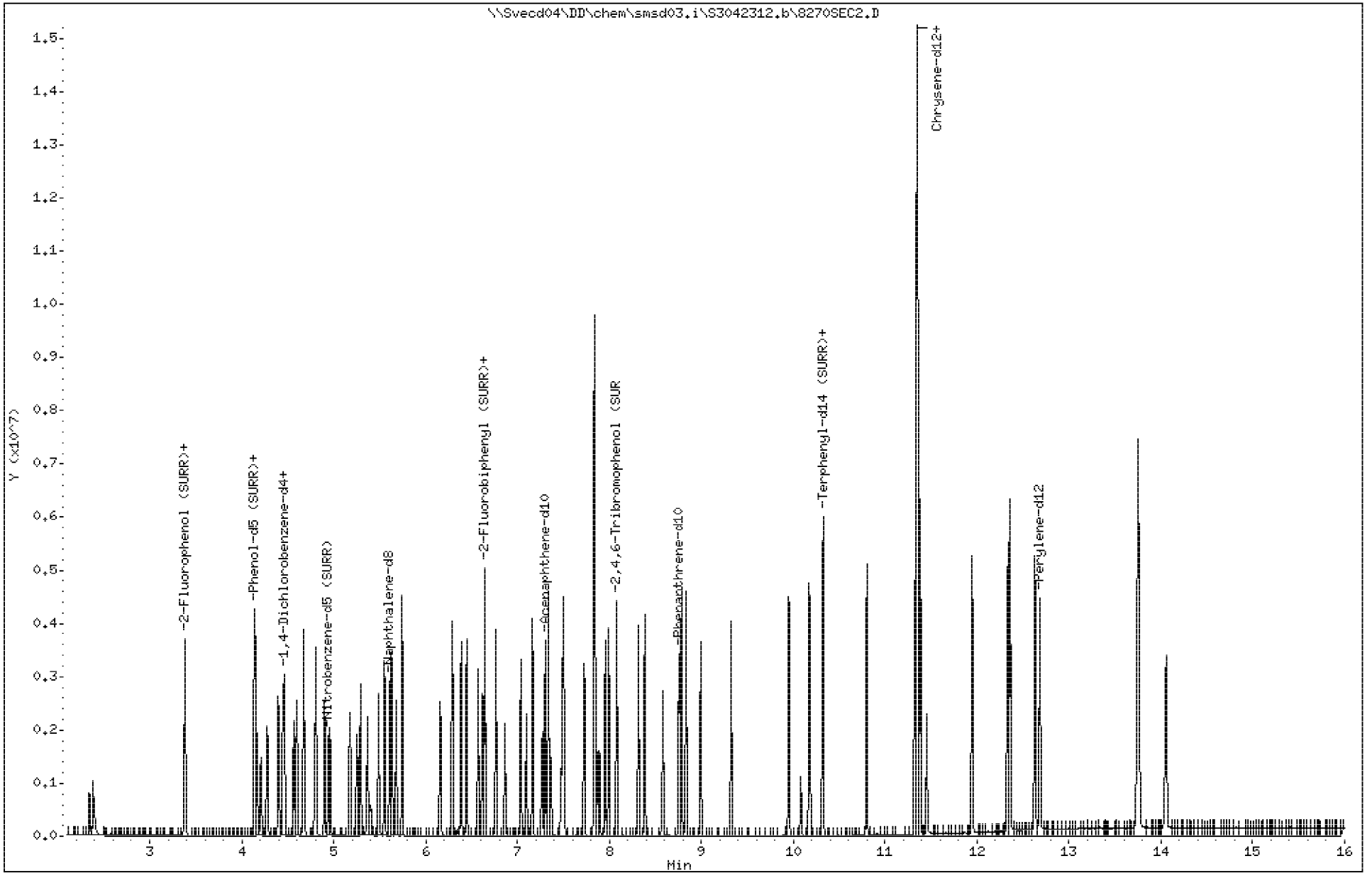

1171

3505892

Data File: \\Svecd04\DD\chem\smsd03.i\S3042312.b\8270SEC2.D

Date : 23-APR-2012 13:33

Client ID: 8270SEC

Instrument: smsd03.i

Sample Info: 45872

Purge Volume: 1000.0

Operator: PEL

Column phase: HPMS-5

Column diameter: 0.25

2 Pyridine

Concentration: 43.7 ug/l

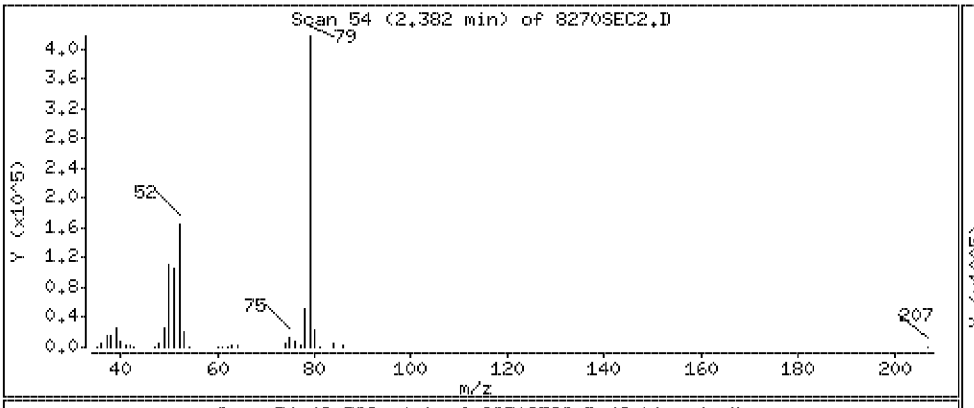

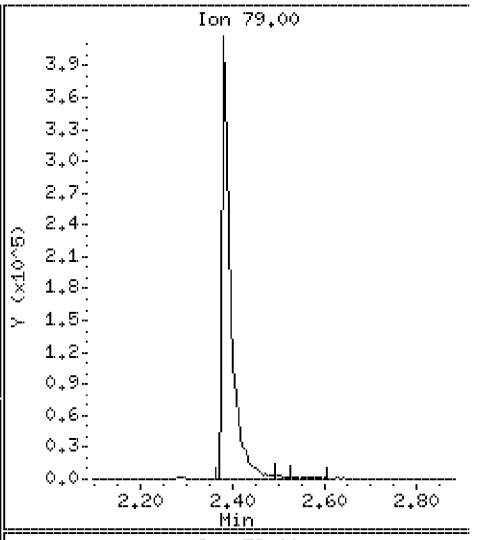

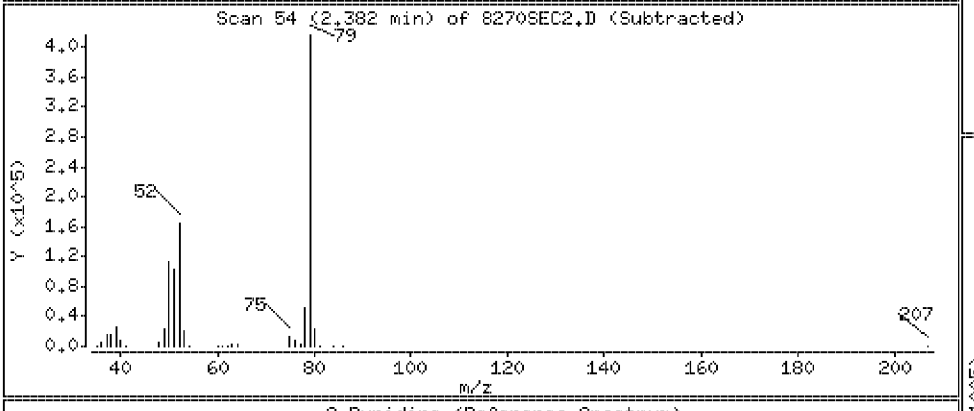

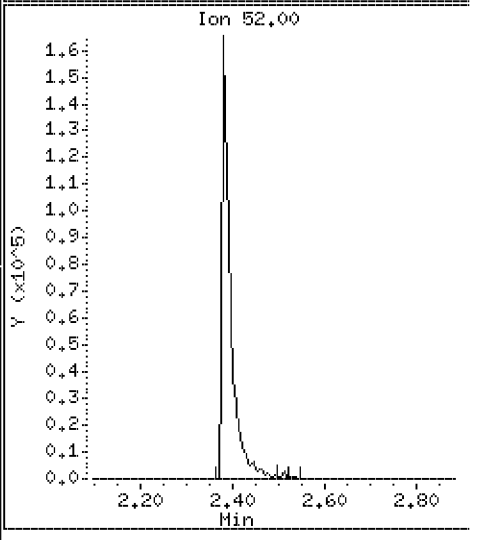

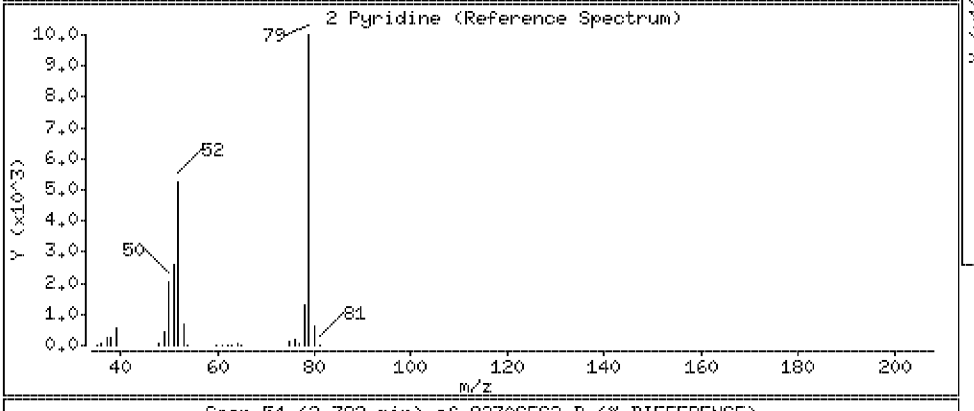

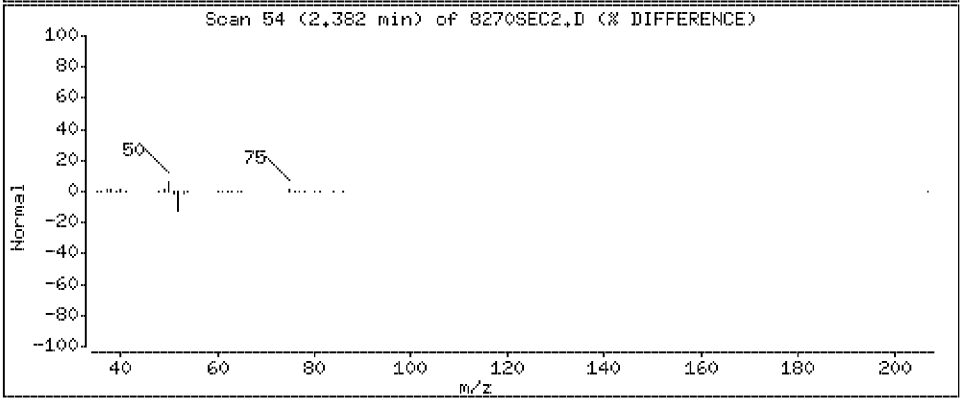

Data File: \\Svecd04\DD\chem\smsd03.i\S3042312.b\8270SEC2.D

Date : 23-APR-2012 13:33

Client ID: 8270SEC

Instrument: smsd03.i

Sample Info: 45872

Purge Volume: 1000.0

Operator: PEL

Column phase: HPMS-5

Column diameter: 0.25

1 N-Nitrosodimethylamine

Concentration: 46.0 ug/l

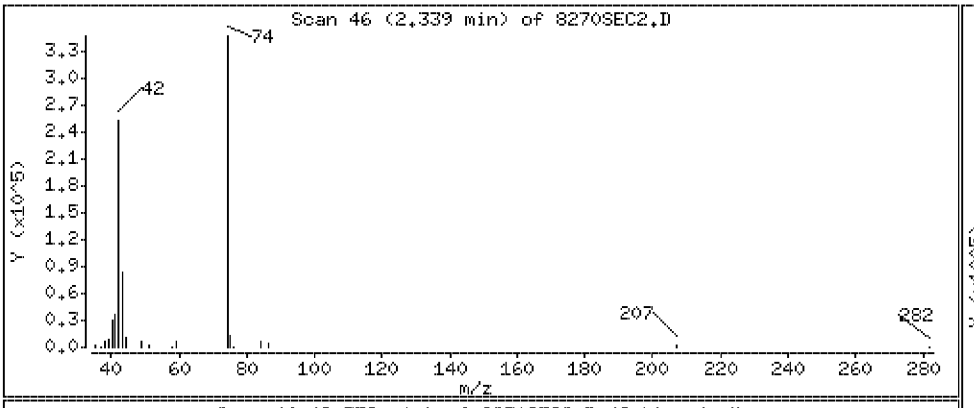

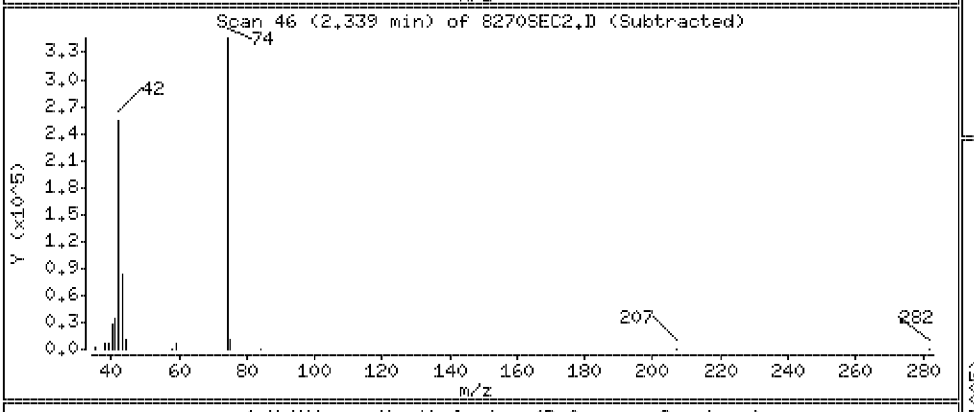

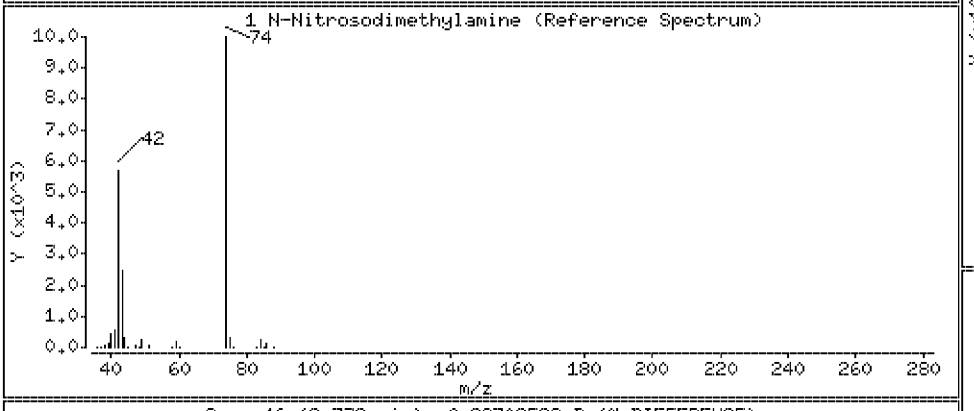

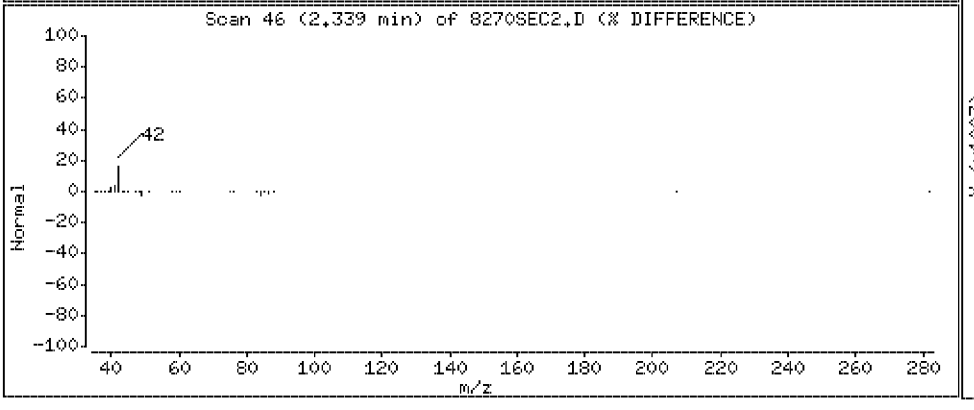

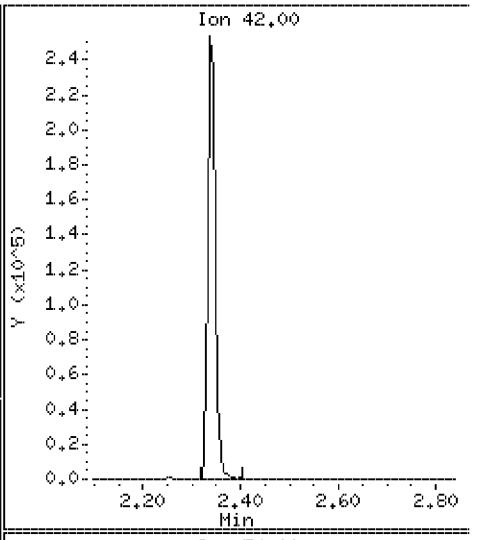

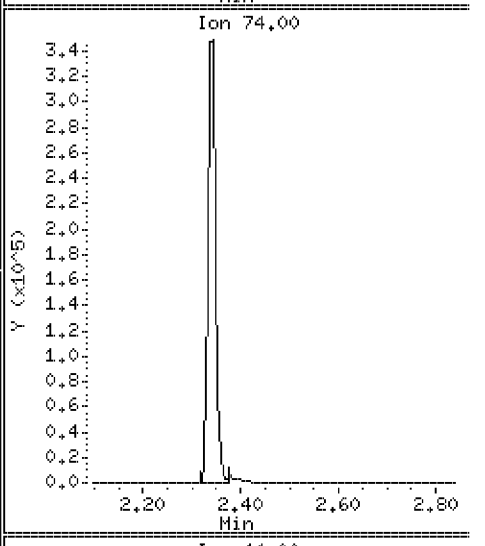

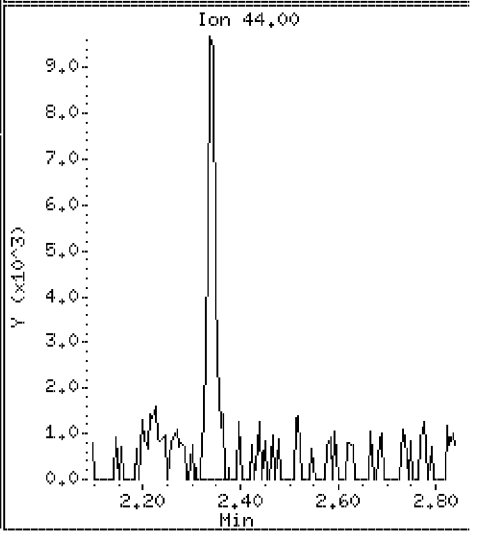

Data File: \\Svecd04\DD\chem\smsd03.i\S3042312.b\8270SEC2.D

Date : 23-APR-2012 13:33

Client ID: 8270SEC

Instrument: smsd03.i

Sample Info: 45872

Purge Volume: 1000.0

Operator: PEL

Column phase: HPMS-5

Column diameter: 0.25

13 Phenol

Concentration: 45.2 ug/l

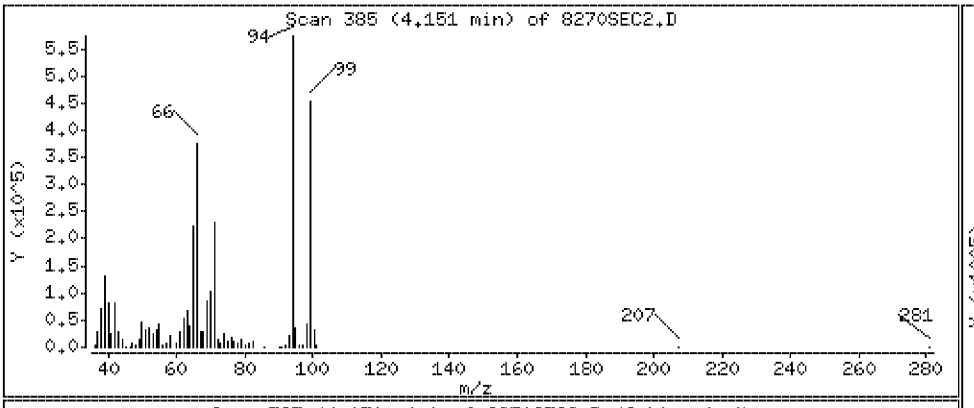

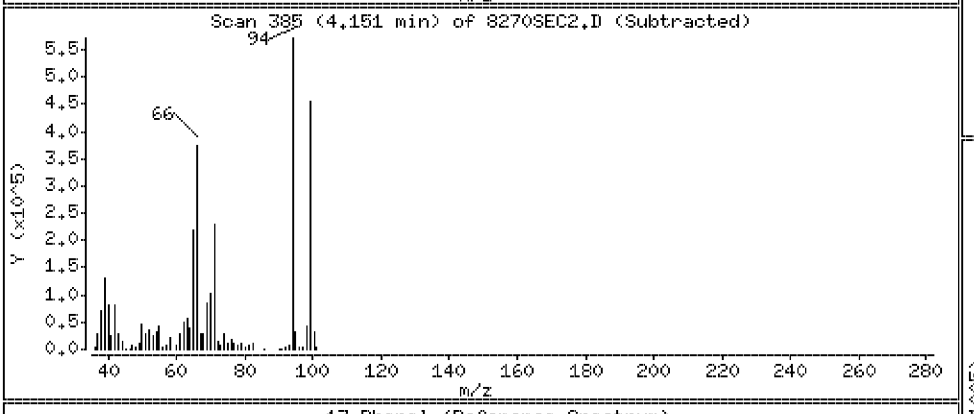

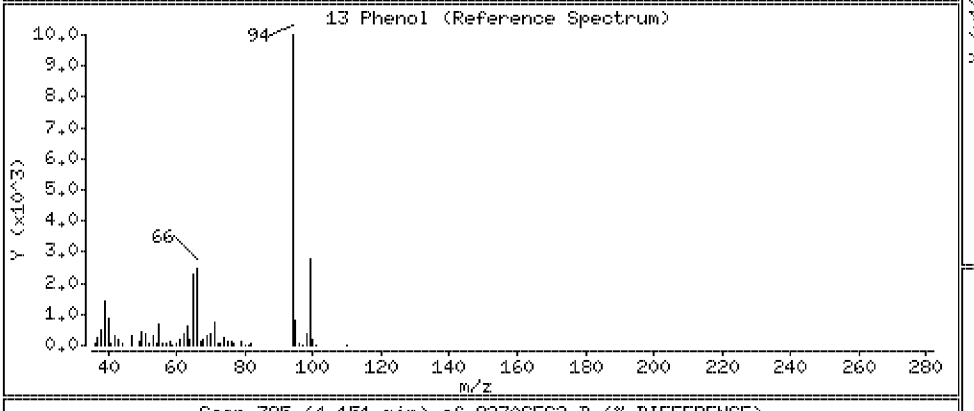

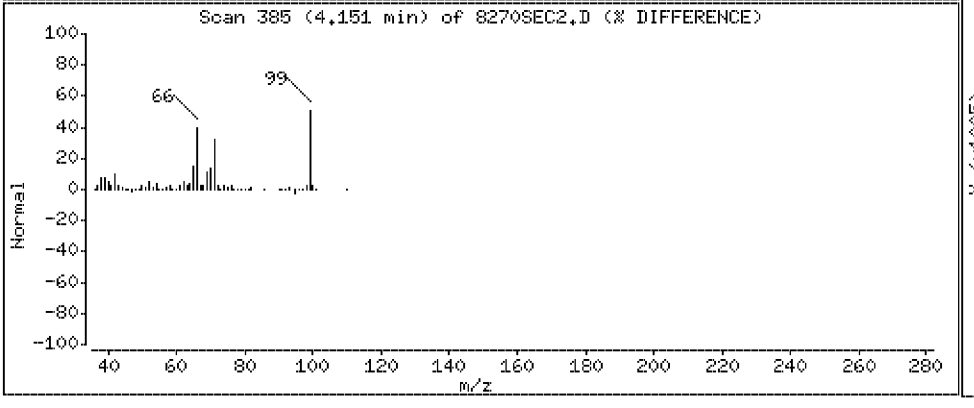

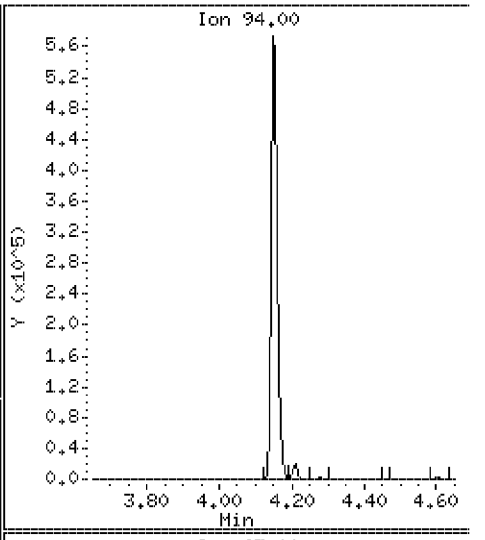

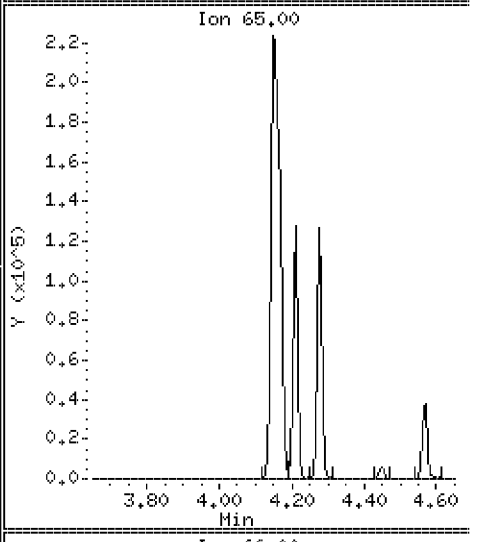

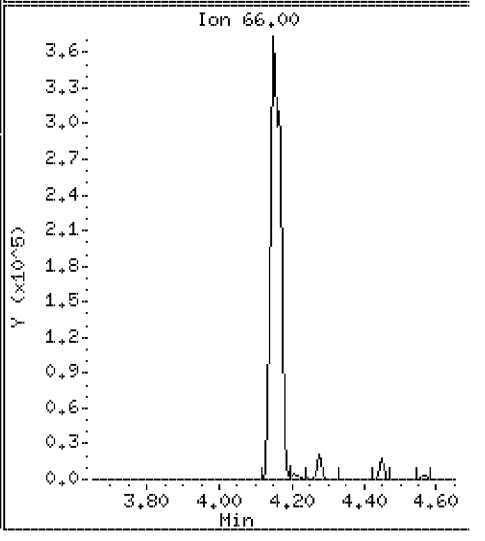

Data File: \\Svecd04\DD\chem\smsd03.i\S3042312.b\8270SEC2.D

Date : 23-APR-2012 13:33

Client ID: 8270SEC

Instrument: smsd03.i

Sample Info: 45872

Purge Volume: 1000.0

Operator: PEL

Column phase: HPMS-5

Column diameter: 0.25

10 Aniline

Concentration: 43.2 ug/l

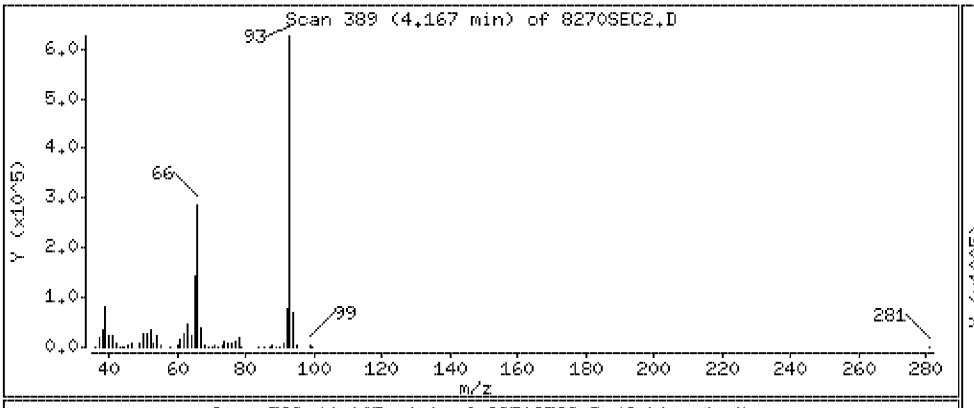

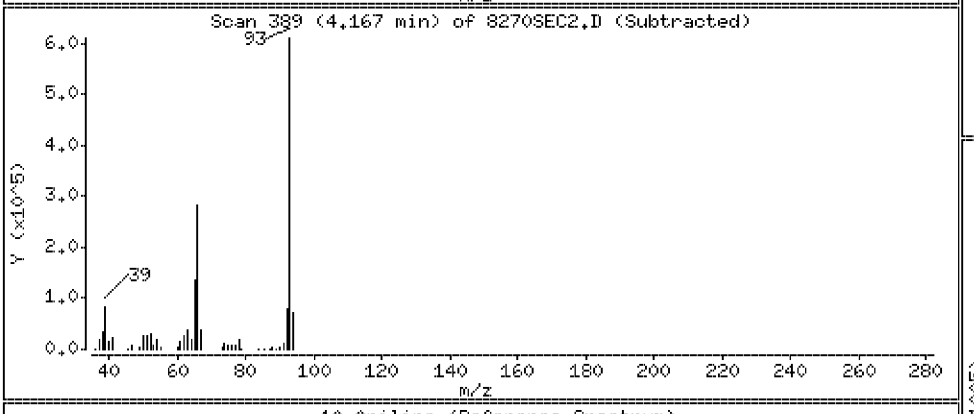

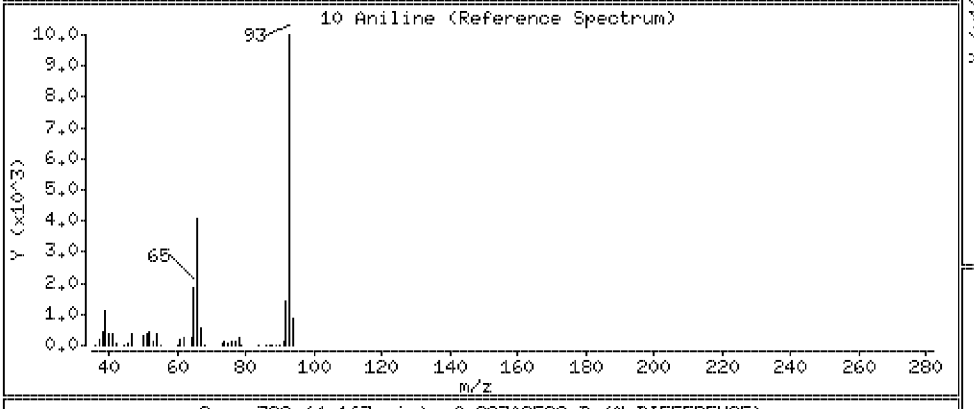

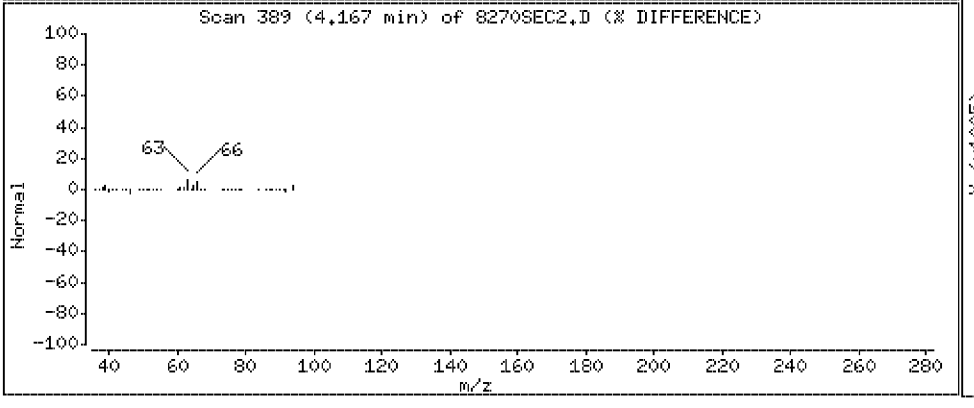

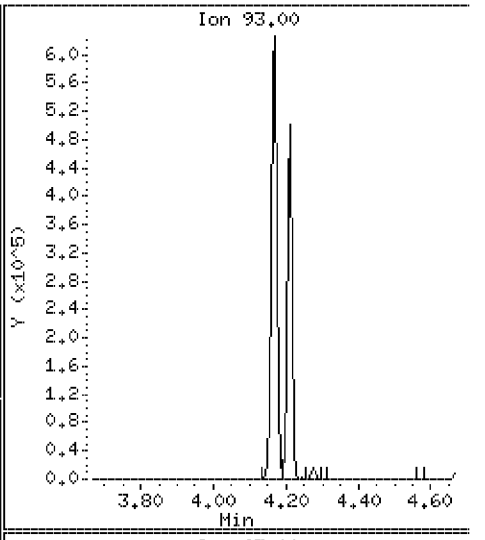

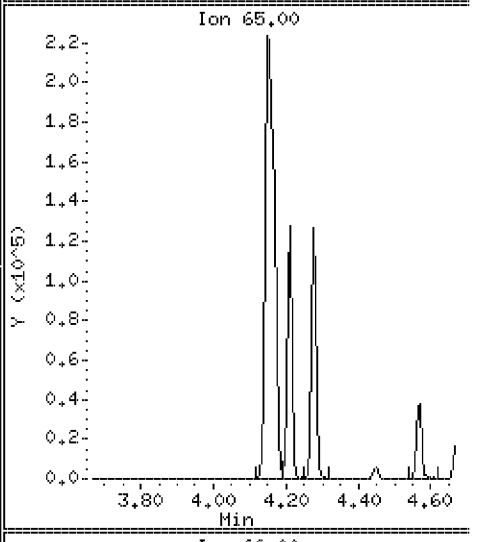

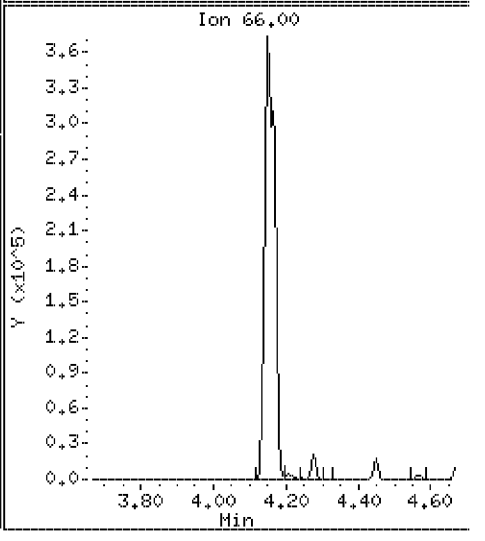

Data File: \\Svecd04\DD\chem\smsd03.i\S3042312.b\8270SEC2.D

Date : 23-APR-2012 13:33

Client ID: 8270SEC

Instrument: smsd03.i

Sample Info: 45872

Purge Volume: 1000.0

Operator: PEL

Column phase: HPMS-5

Column diameter: 0.25

14 Bis(2-Chloroethyl)ether

Concentration: 48.4 ug/l

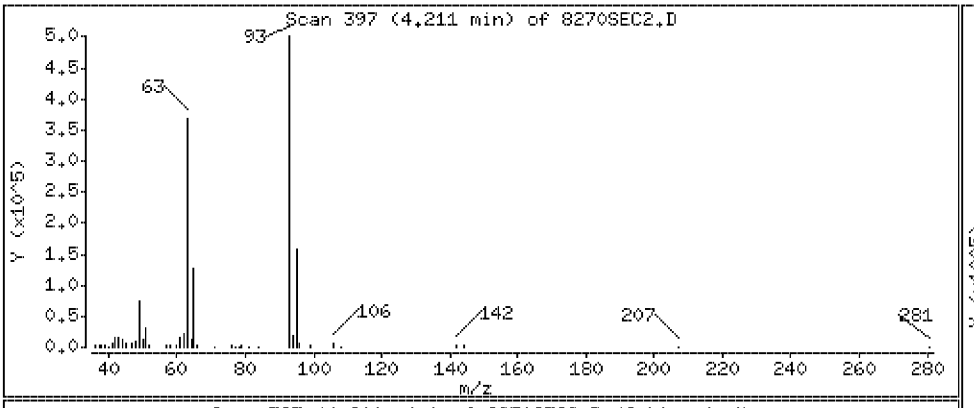

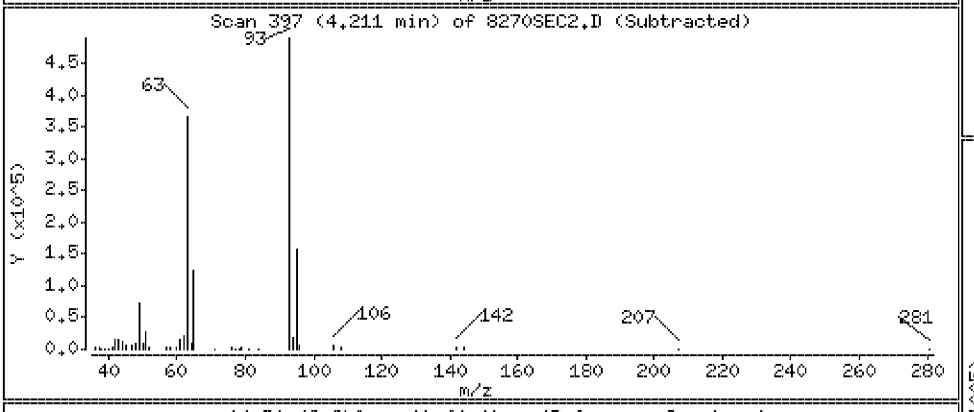

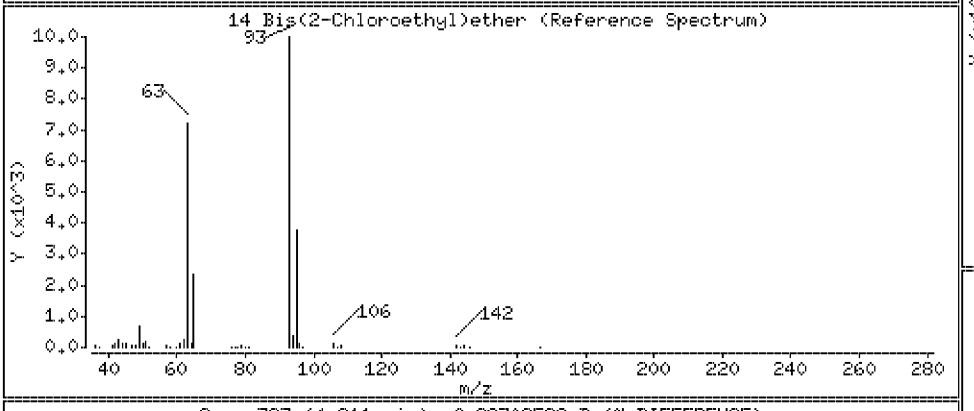

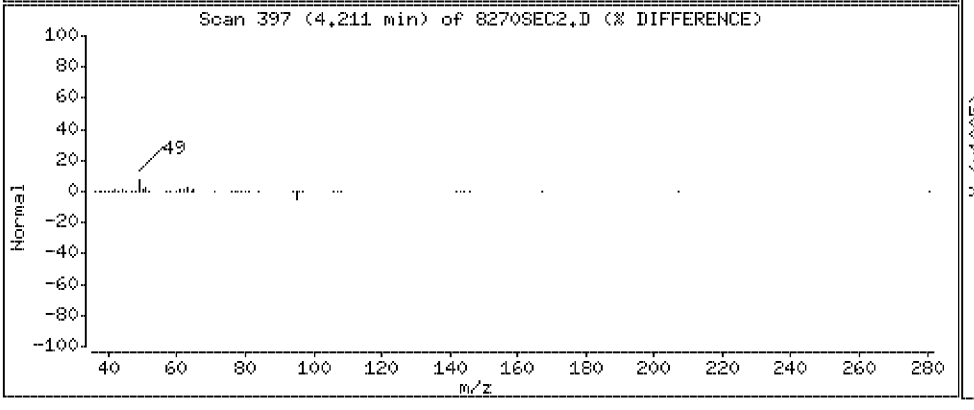

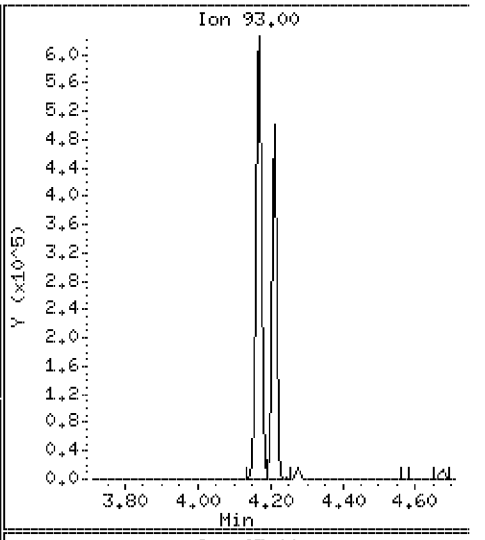

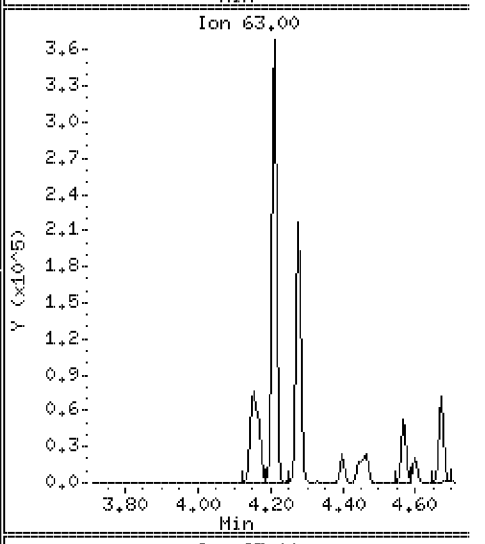

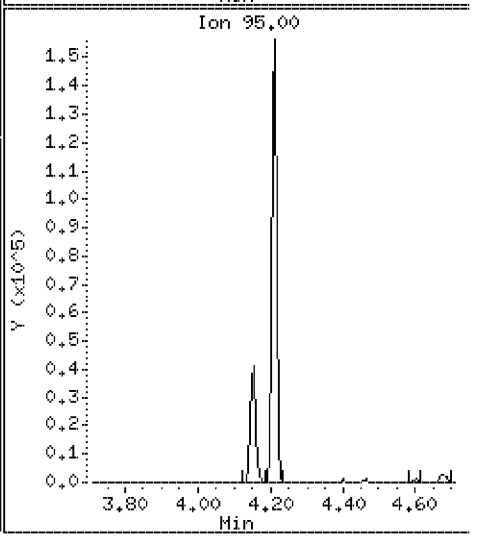

Data File: \\Svecd04\DD\chem\smsd03.i\S3042312.b\8270SEC2.D

Date : 23-APR-2012 13:33

Client ID: 8270SEC

Instrument: smsd03.i

Sample Info: 45872

Purge Volume: 1000.0

Operator: PEL

Column phase: HPMS-5

Column diameter: 0.25

15 2-Chlorophenol

Concentration: 44.8 ug/l

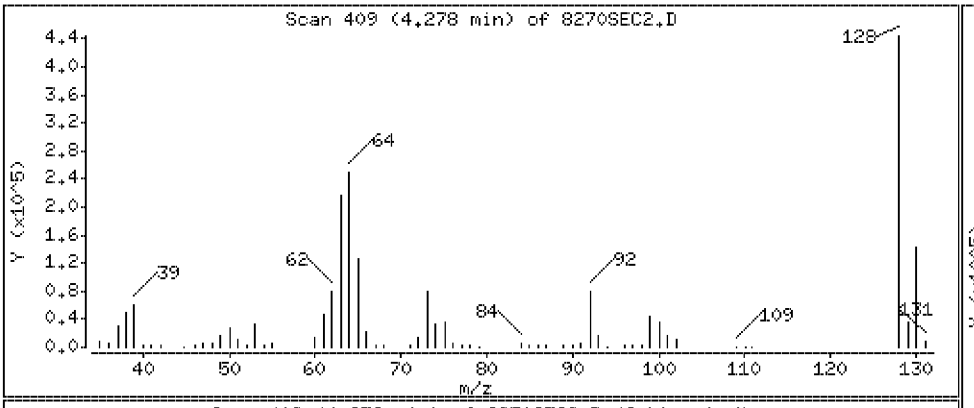

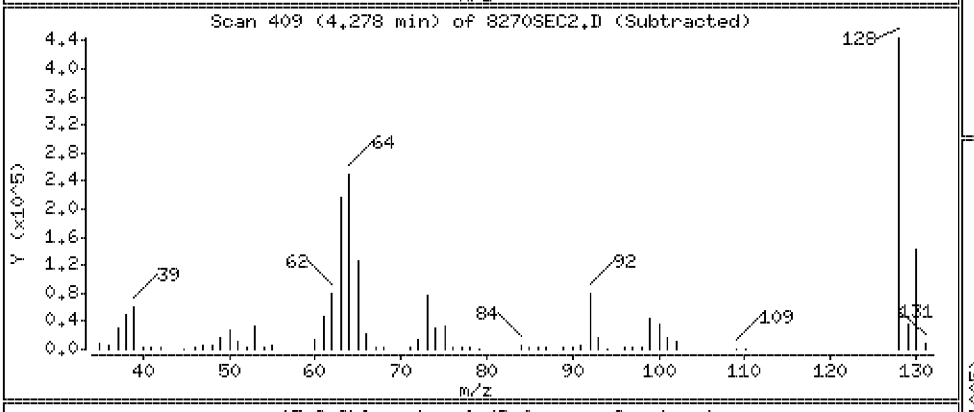

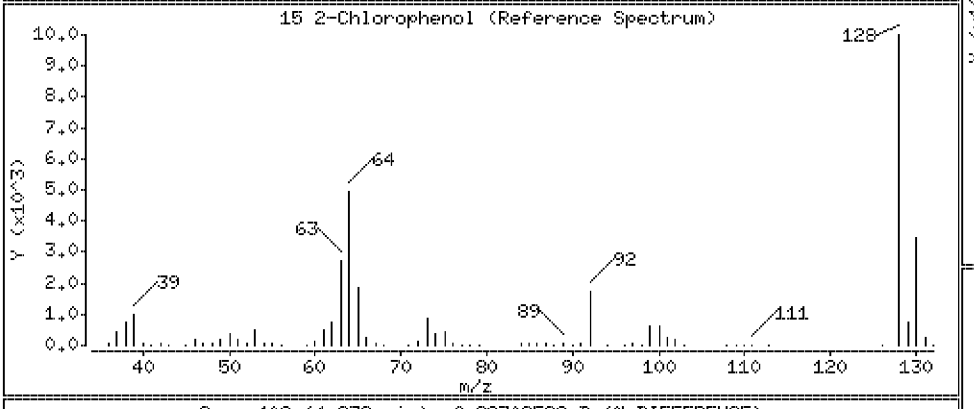

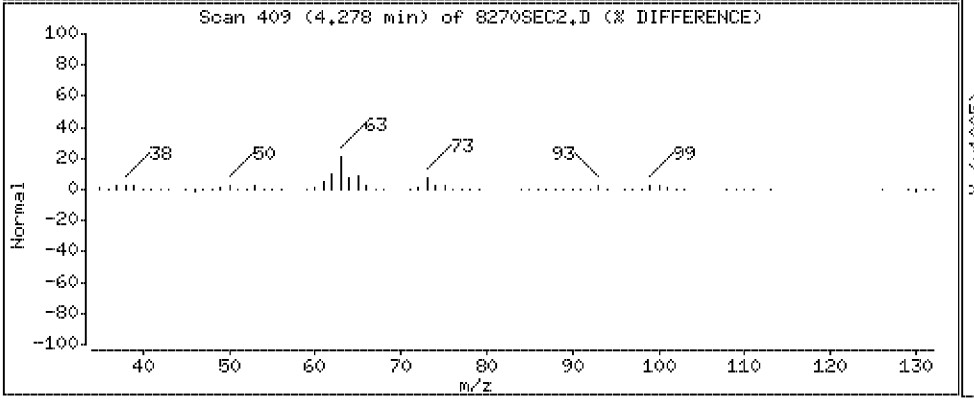

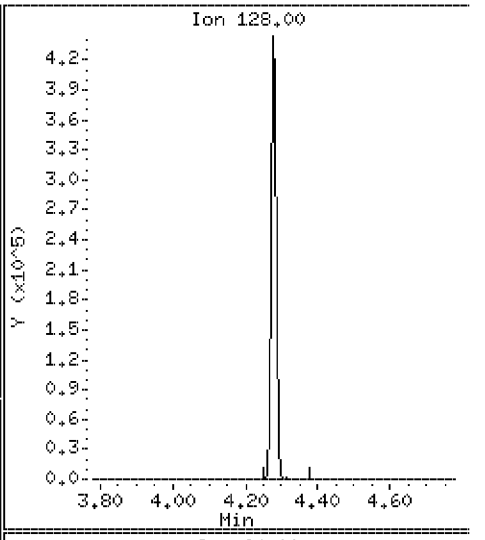

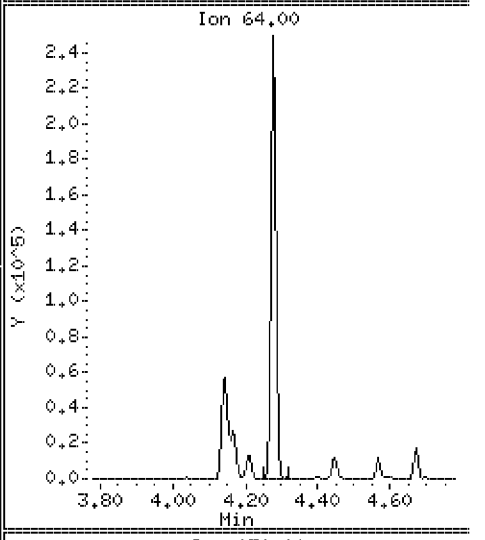

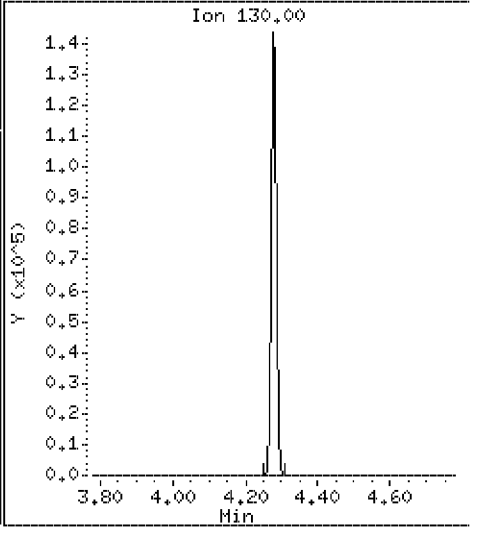

Data File: \\Svecd04\DD\chem\smsd03.i\S3042312.b\8270SEC2.D

Date : 23-APR-2012 13:33

Client ID: 8270SEC

Instrument: smsd03.i

Sample Info: 45872

Purge Volume: 1000.0

Operator: PEL

Column phase: HPMS-5

Column diameter: 0.25

17 1,3-Dichlorobenzene

Concentration: 45.2 ug/l

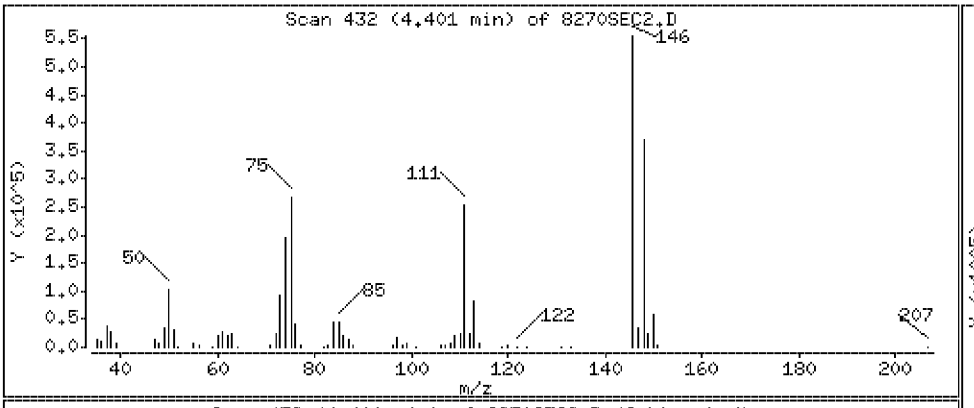

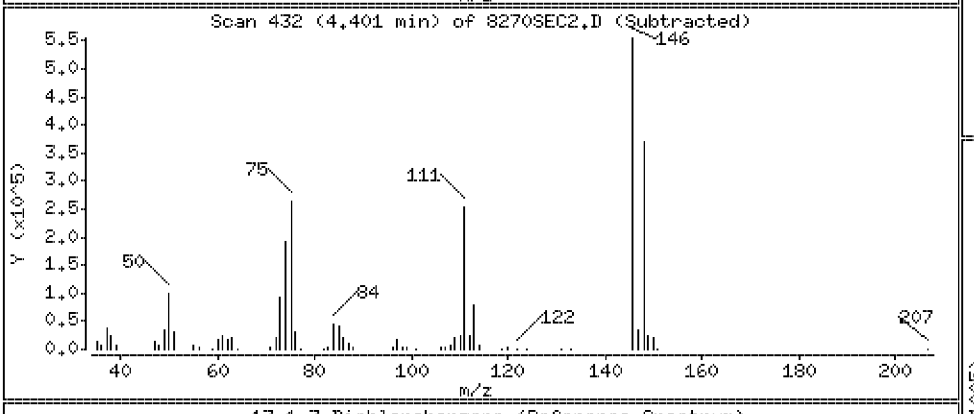

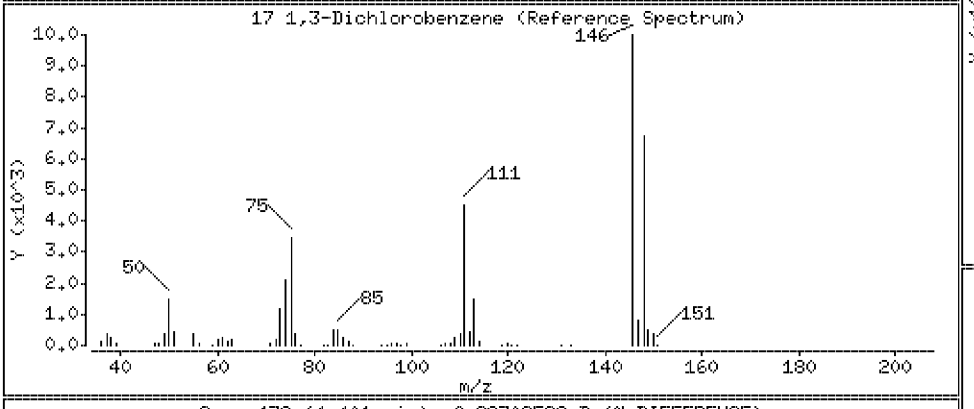

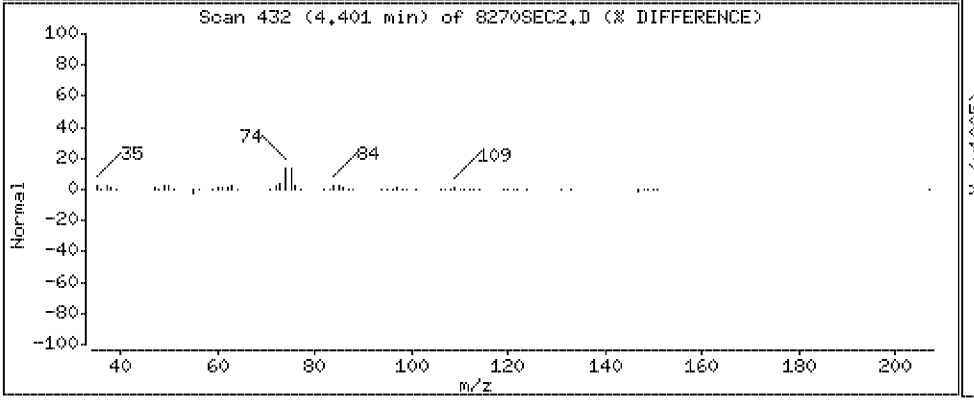

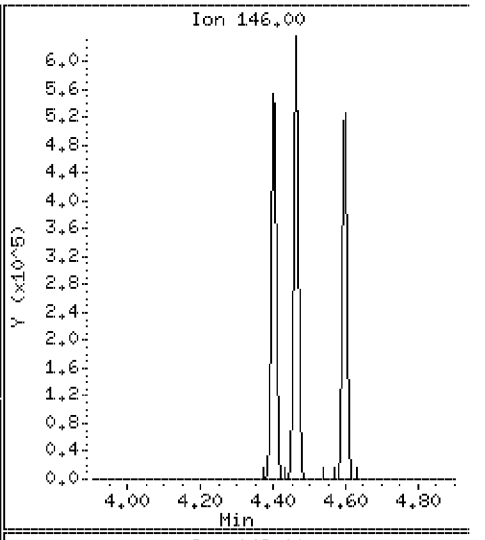

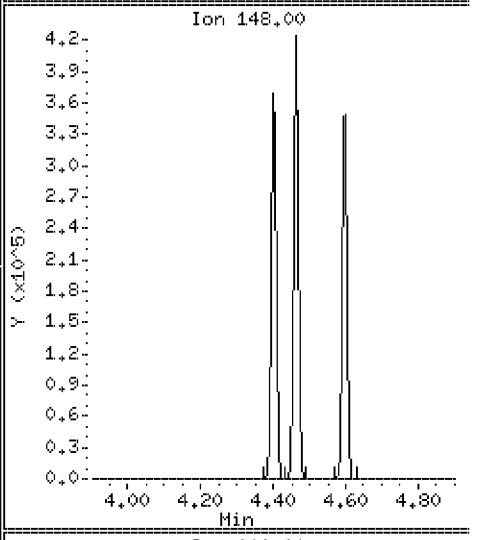

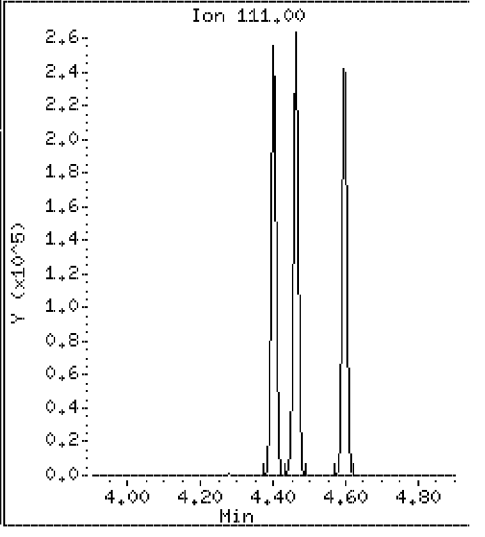

Data File: \\Svecd04\DD\chem\smsd03.i\S3042312.b\8270SEC2.D

Date : 23-APR-2012 13:33

Client ID: 8270SEC

Instrument: smsd03.i

Sample Info: 45872

Purge Volume: 1000.0

Operator: PEL

Column phase: HPMS-5

Column diameter: 0.25

19 1,4-Dichlorobenzene

Concentration: 45.4 ug/l

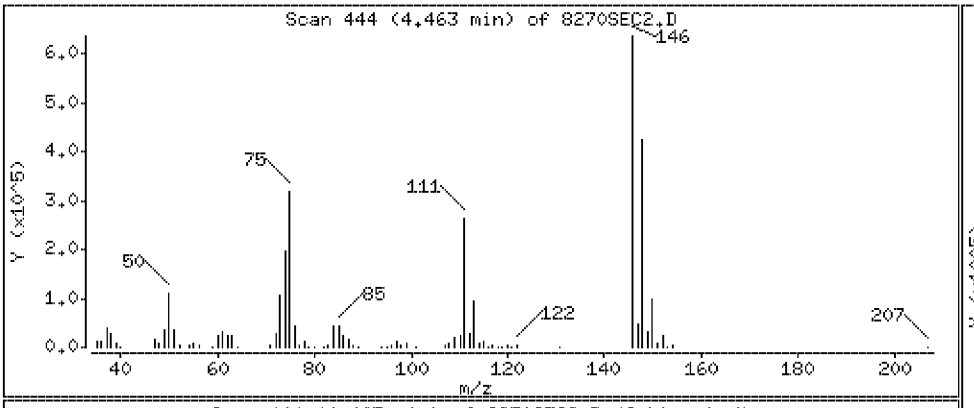

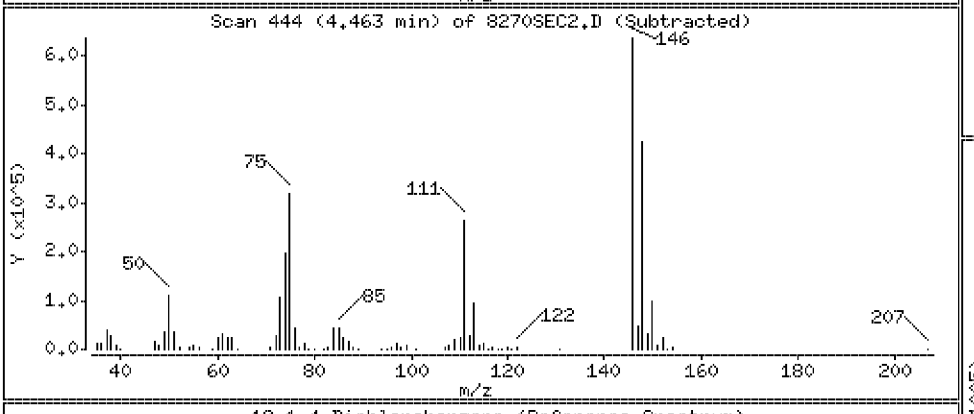

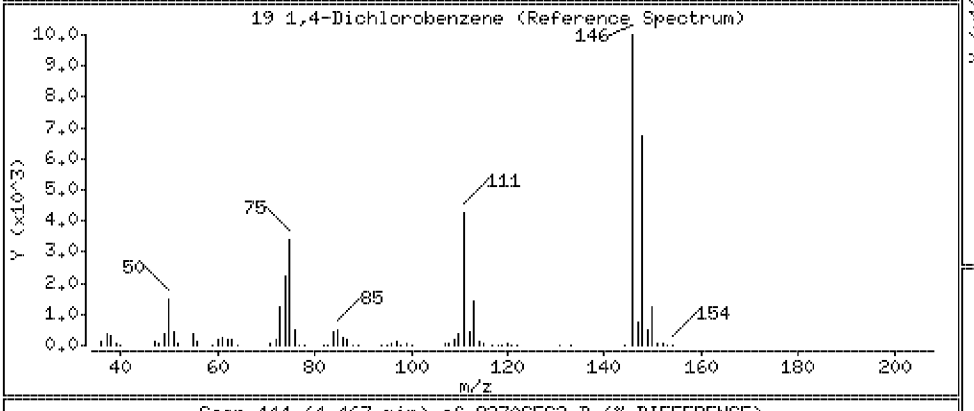

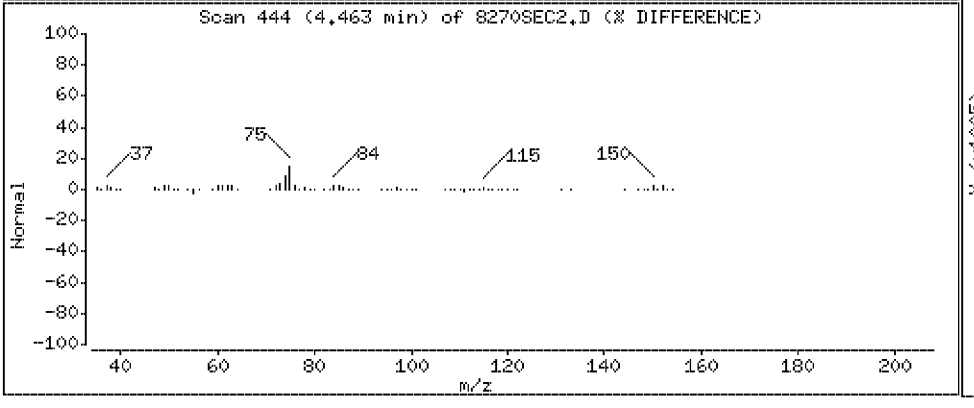

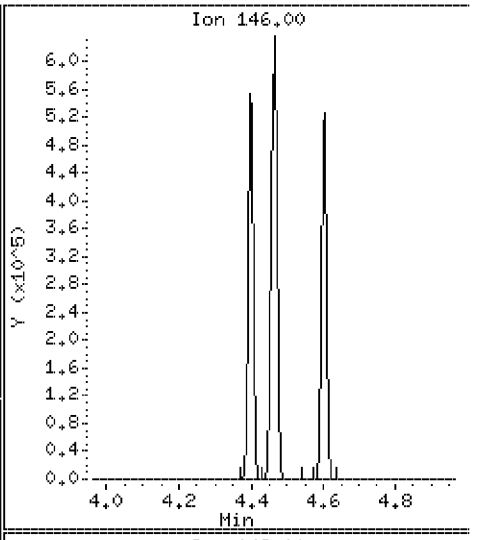

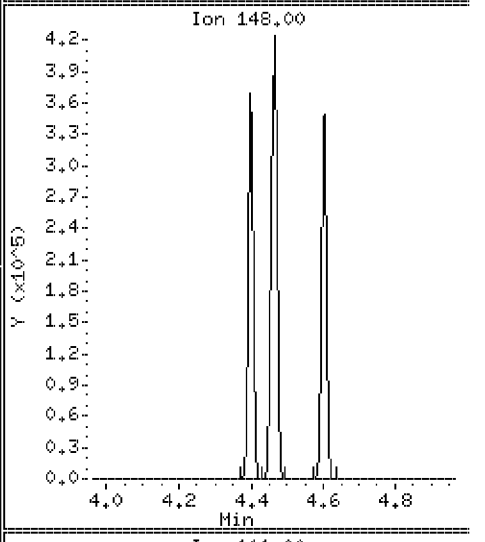

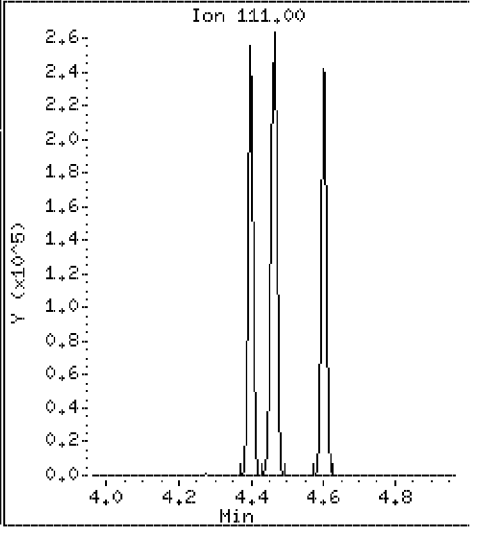

Data File: \\Svecd04\DD\chem\smsd03.i\S3042312.b\8270SEC2.D

Date : 23-APR-2012 13:33

Client ID: 8270SEC

Instrument: smsd03.i

Sample Info: 45872

Purge Volume: 1000.0

Operator: PEL

Column phase: HPMS-5

Column diameter: 0.25

21 Benzyl alcohol

Concentration: 41.9 ug/l

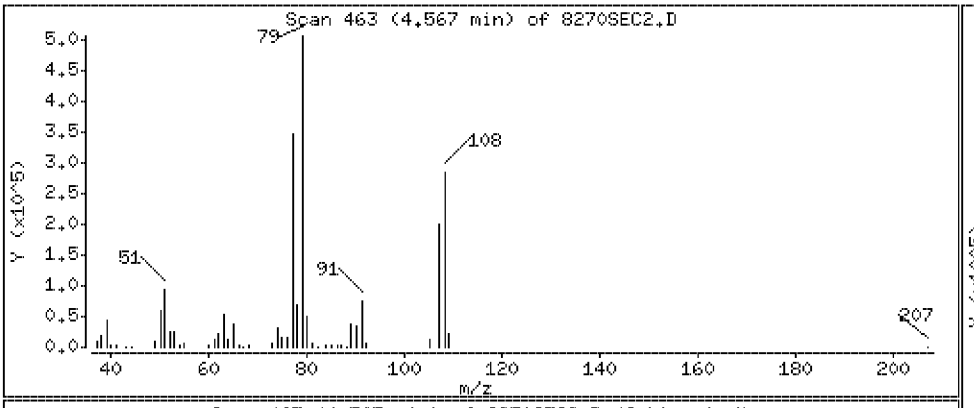

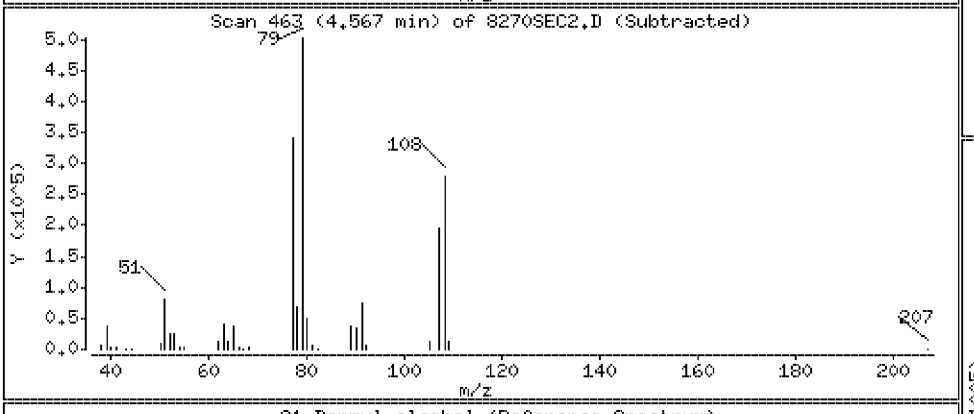

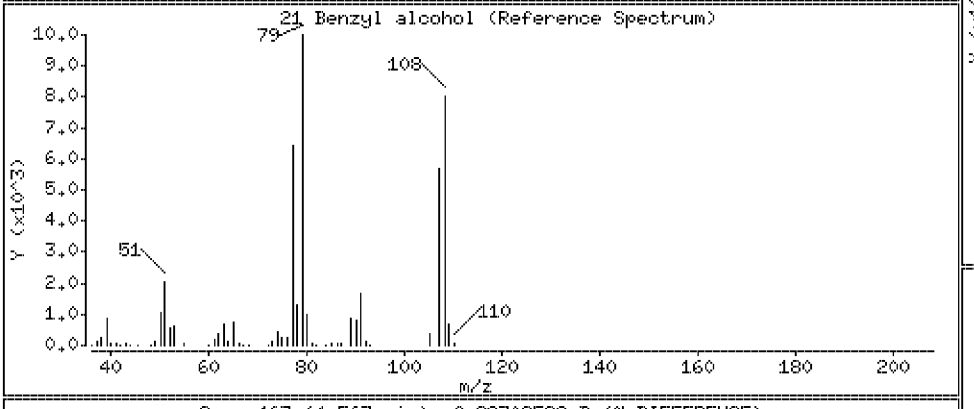

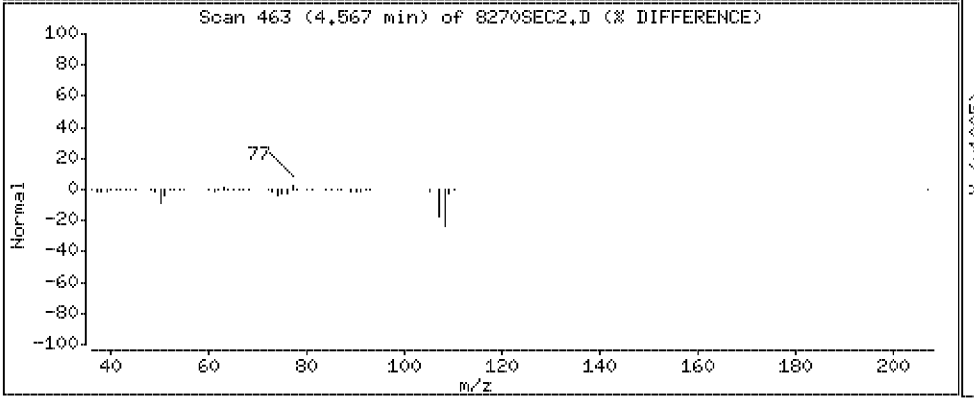

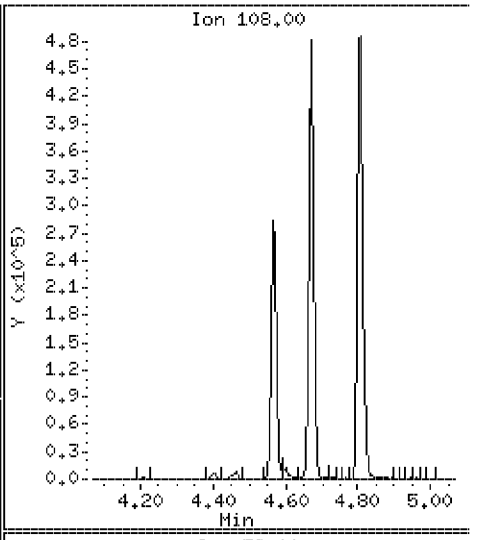

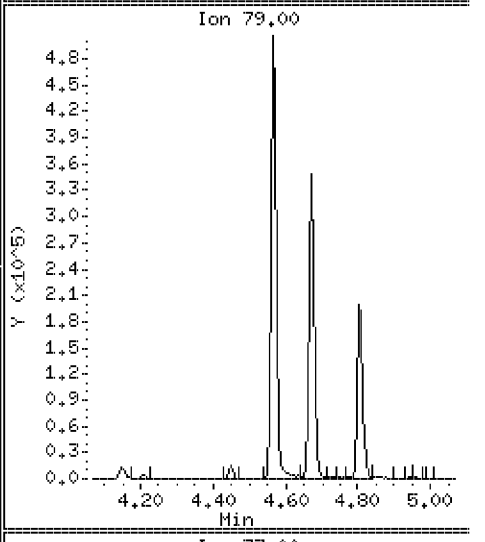

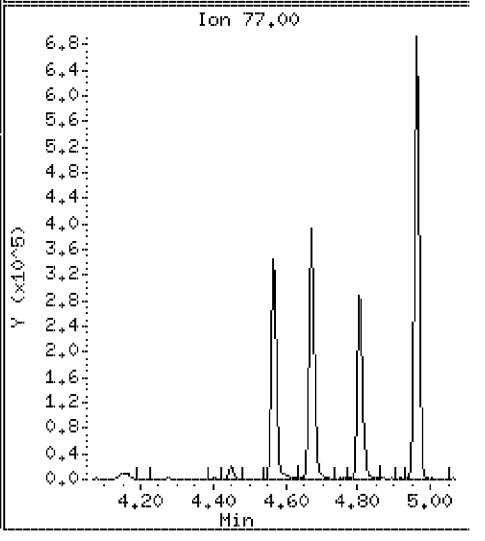

Data File: \\Svecd04\DD\chem\smsd03.i\S3042312.b\8270SEC2.D

Date : 23-APR-2012 13:33

Client ID: 8270SEC

Instrument: smsd03.i

Sample Info: 45872

Purge Volume: 1000.0

Operator: PEL

Column phase: HPMS-5

Column diameter: 0.25

20 1,2-Dichlorobenzene

Concentration: 45.0 ug/l

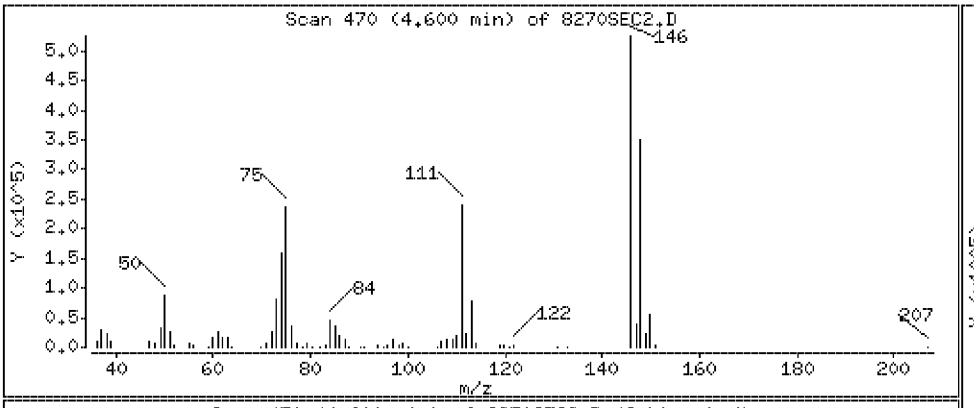

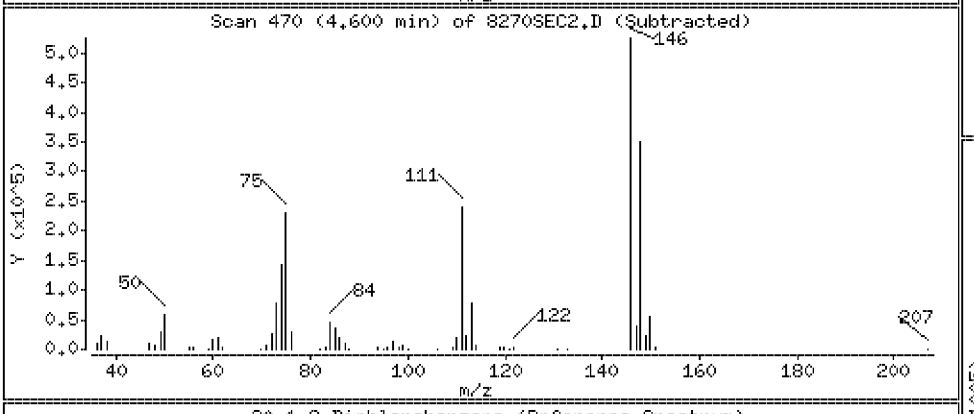

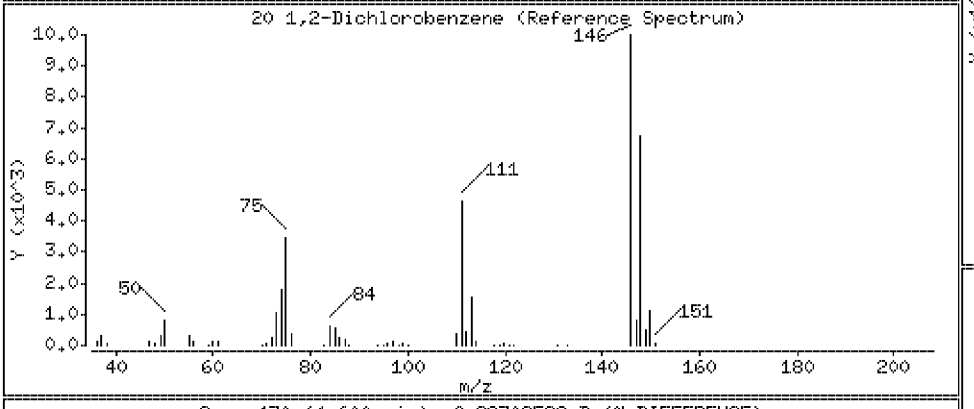

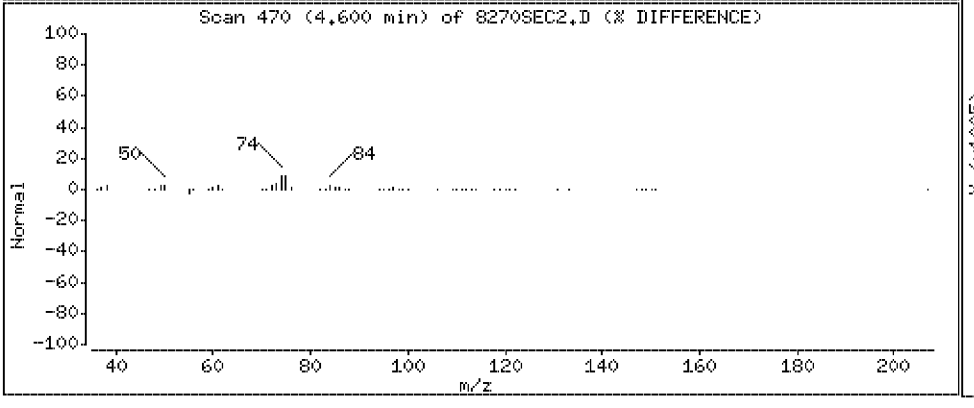

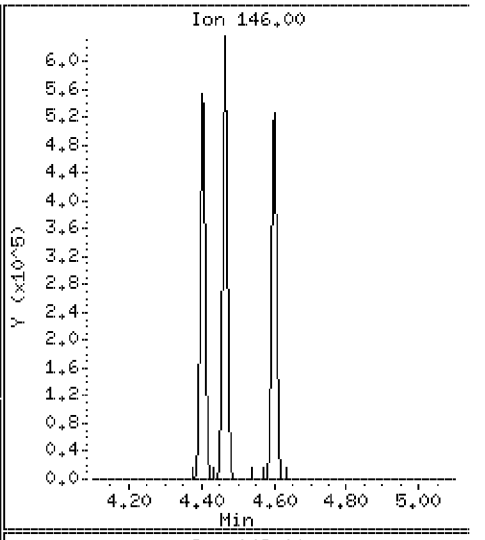

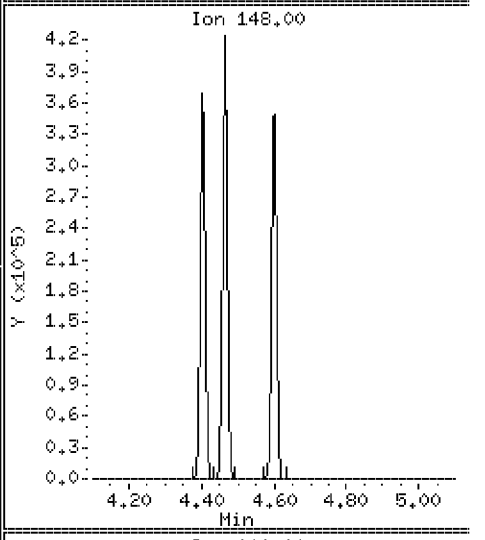

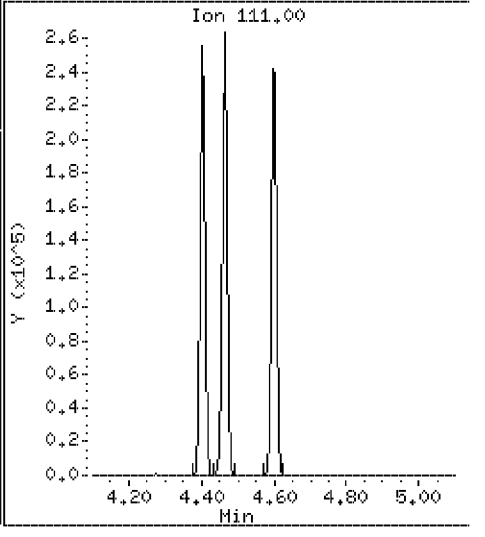

Data File: \\Svecd04\DD\chem\smsd03.i\S3042312.b\8270SEC2.D

Date : 23-APR-2012 13:33

Client ID: 8270SEC

Instrument: smsd03.i

Sample Info: 45872

Purge Volume: 1000.0

Operator: PEL

Column phase: HPMS-5

Column diameter: 0.25

22 2-Methylphenol

Concentration: 45.0 ug/l

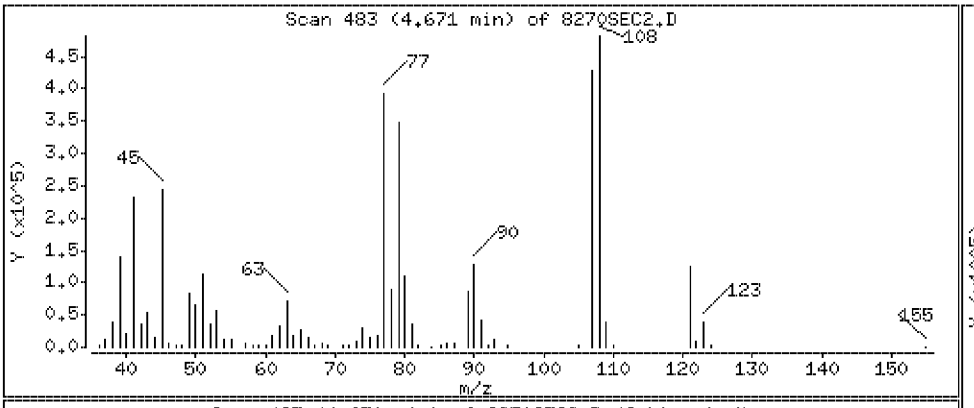

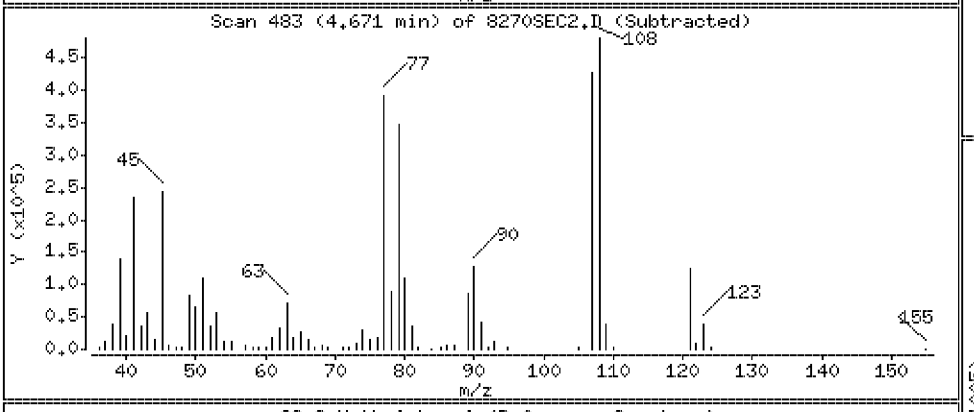

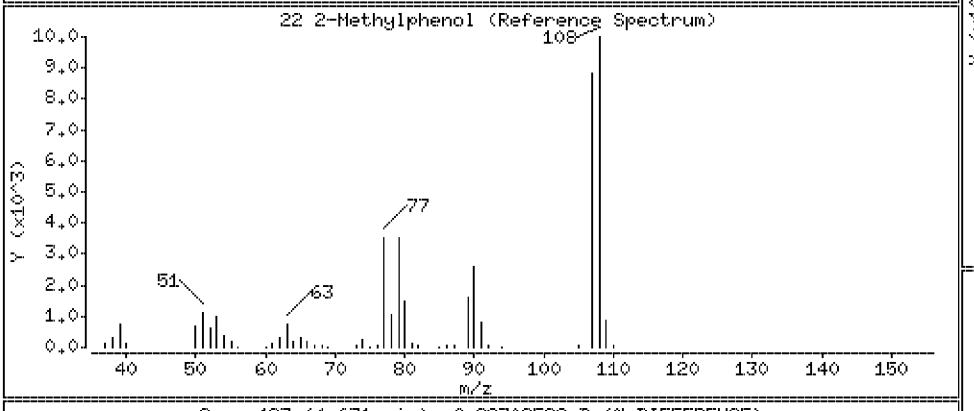

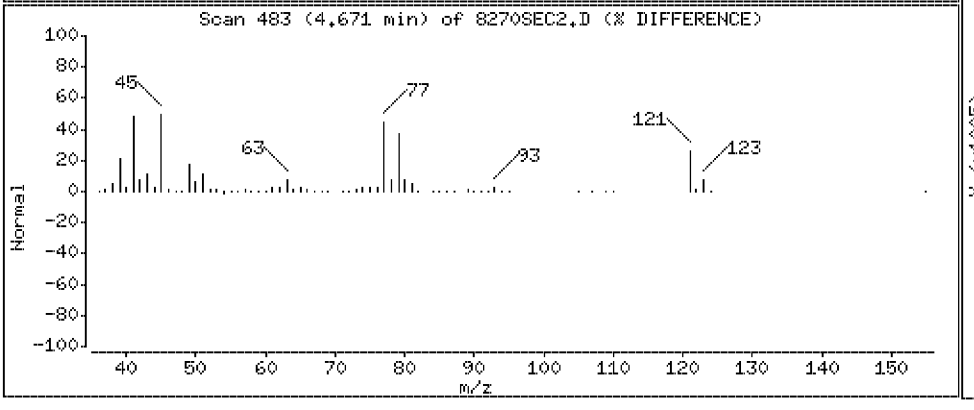

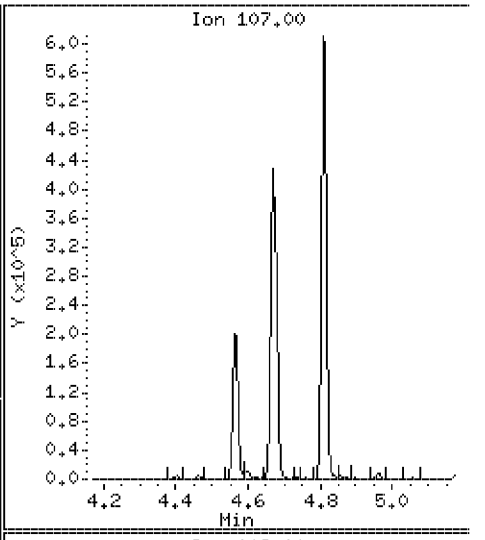

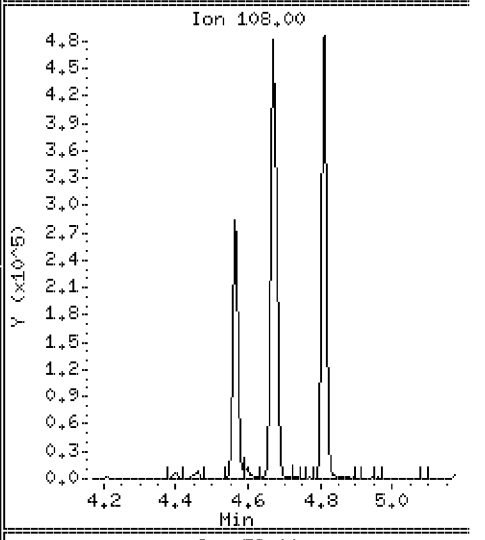

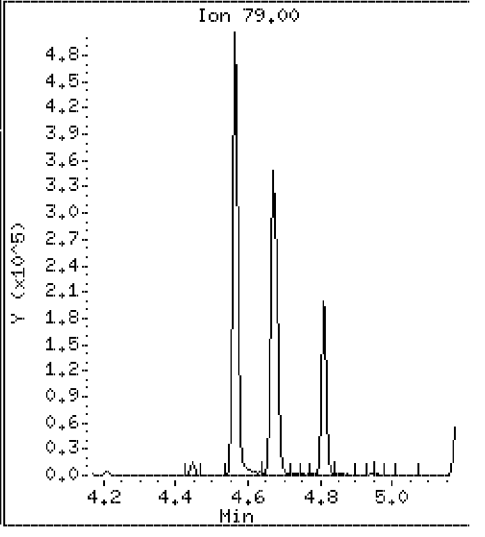

Data File: \\Svecd04\DD\chem\smsd03.i\S3042312.b\8270SEC2.D

Date : 23-APR-2012 13:33

Client ID: 8270SEC

Instrument: smsd03.i

Sample Info: 45872

Purge Volume: 1000.0

Operator: PEL

Column phase: HPMS-5

Column diameter: 0.25

23 2,2'-oxybis(1-chloropropane)

Concentration: 46.6 ug/l

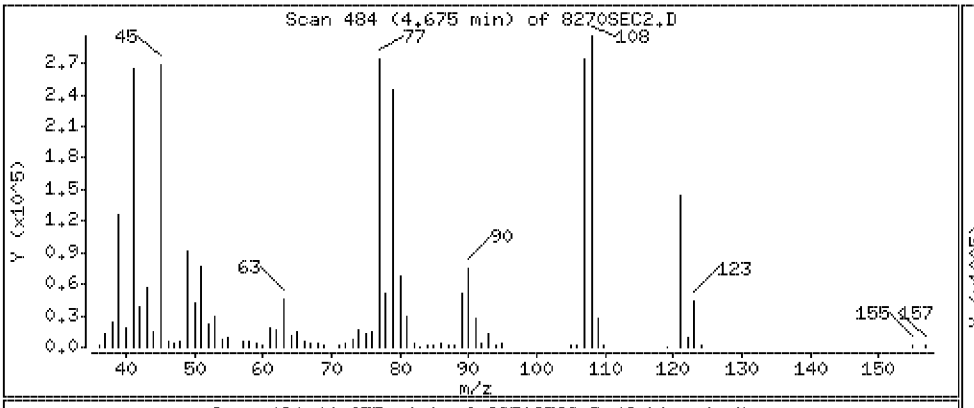

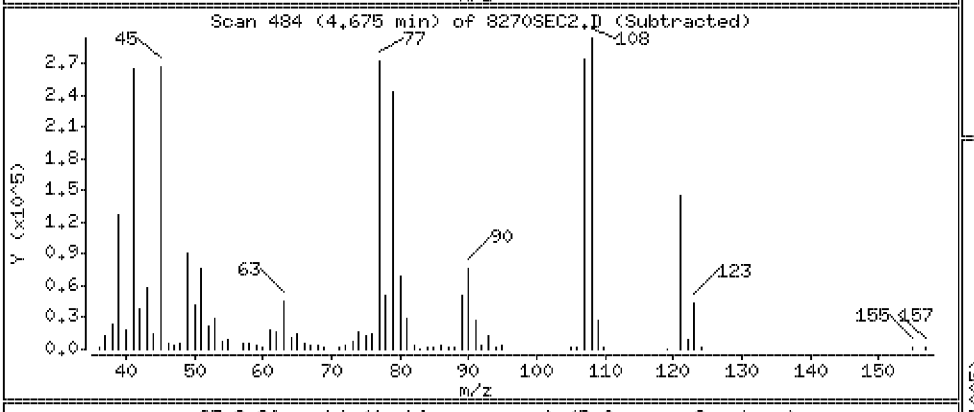

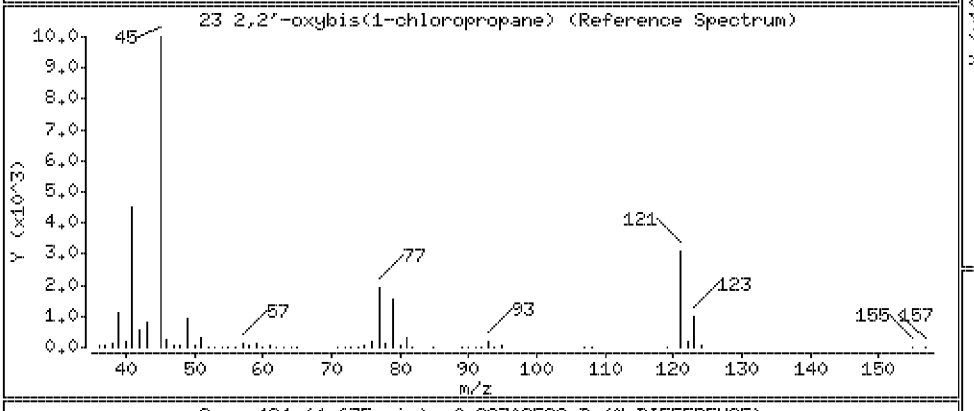

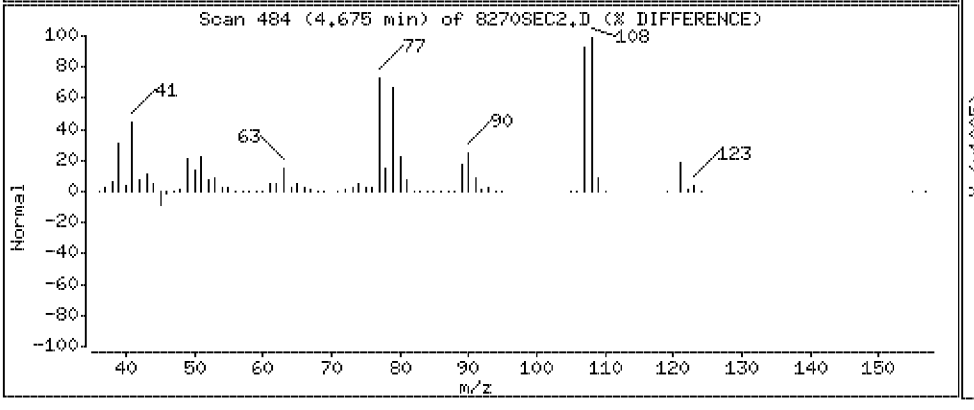

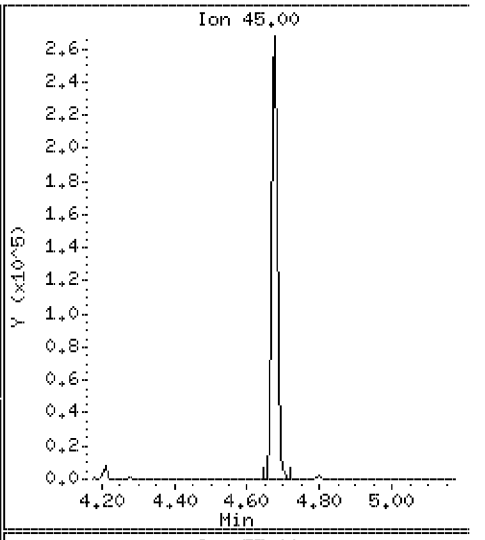

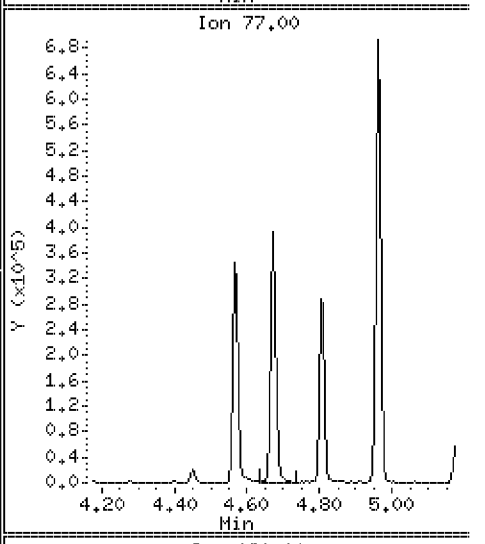

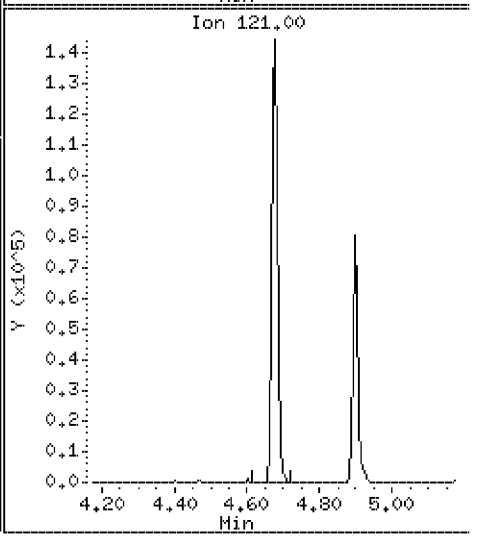

Data File: \\Svecd04\DD\chem\smsd03.i\S3042312.b\8270SEC2.D

Date : 23-APR-2012 13:33

Client ID: 8270SEC

Instrument: smsd03.i

Sample Info: 45872

Purge Volume: 1000.0

Operator: PEL

Column phase: HPMS-5

Column diameter: 0.25

28 4-Methylphenol

Concentration: 45.8 ug/l

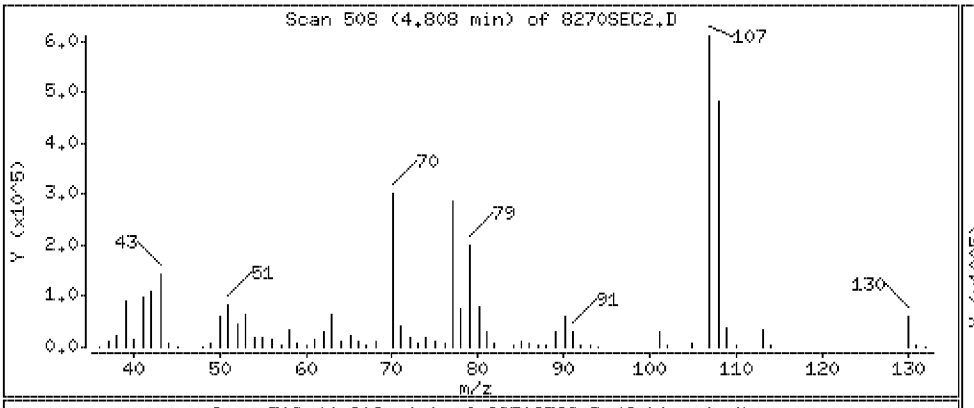

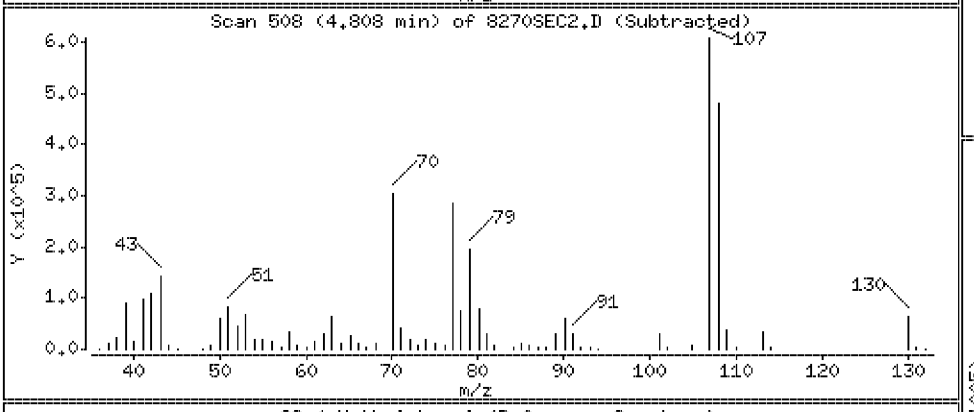

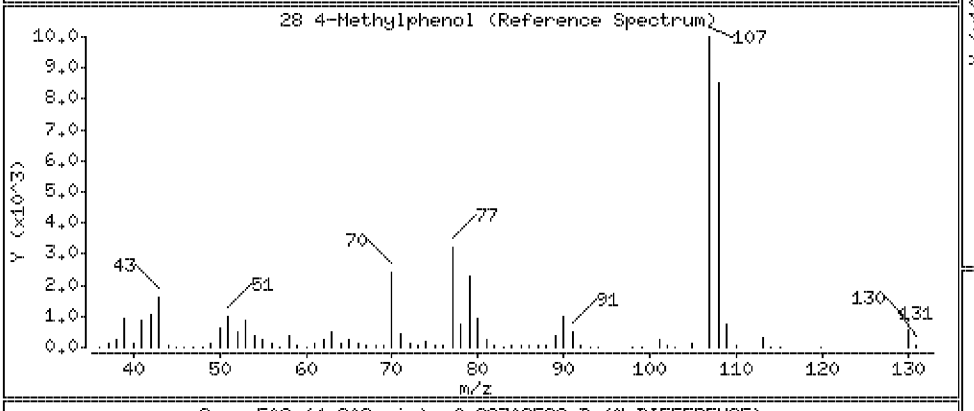

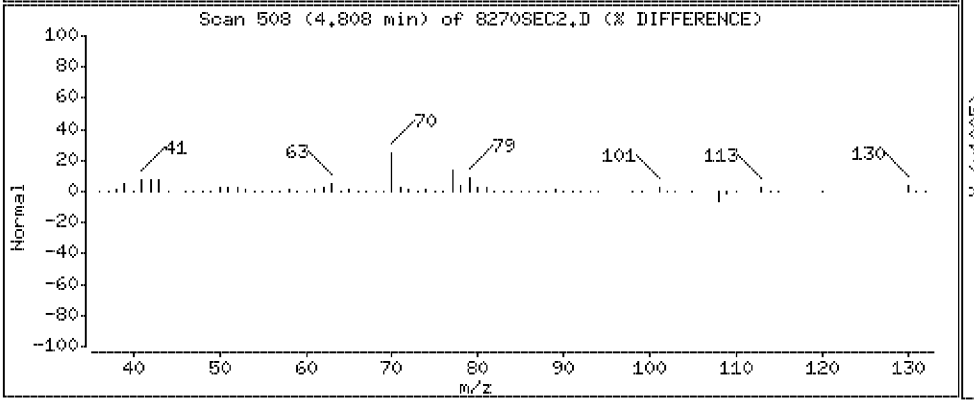

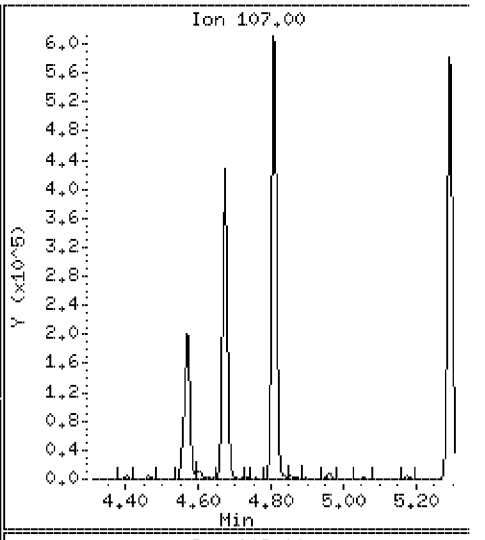

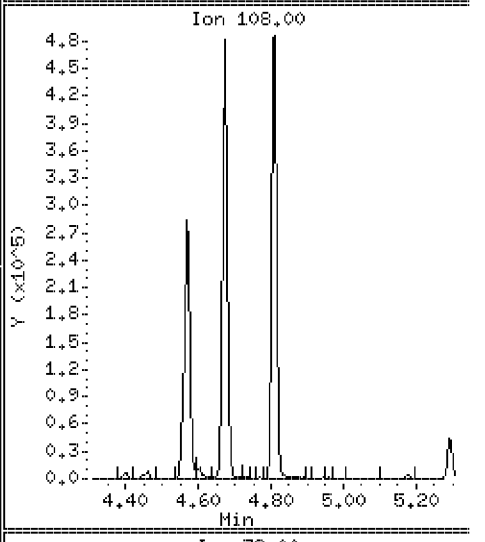

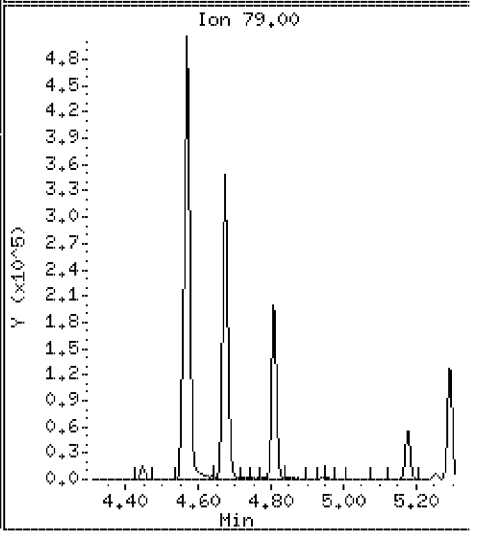

Data File: \\Svecd04\DD\chem\smsd03.i\S3042312.b\8270SEC2.D

Date : 23-APR-2012 13:33

Client ID: 8270SEC

Instrument: smsd03.i

Sample Info: 45872

Purge Volume: 1000.0

Operator: PEL

Column phase: HPMS-5

Column diameter: 0.25

26 N-Nitrosodinpropylamine

Concentration: 47.5 ug/l

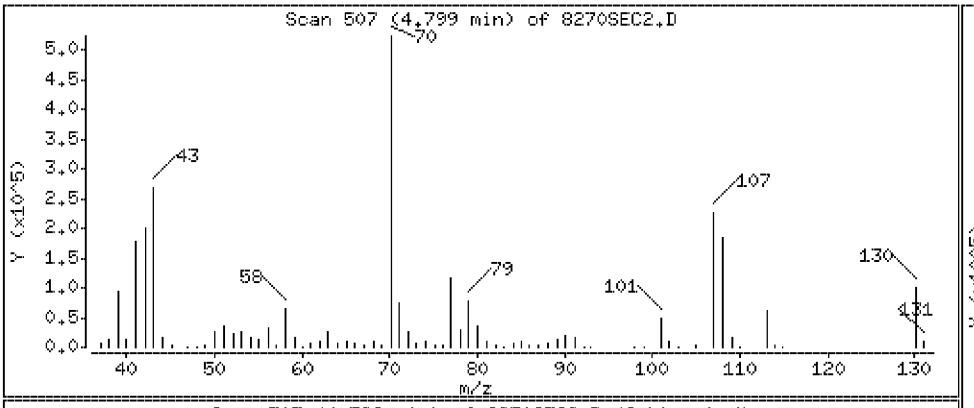

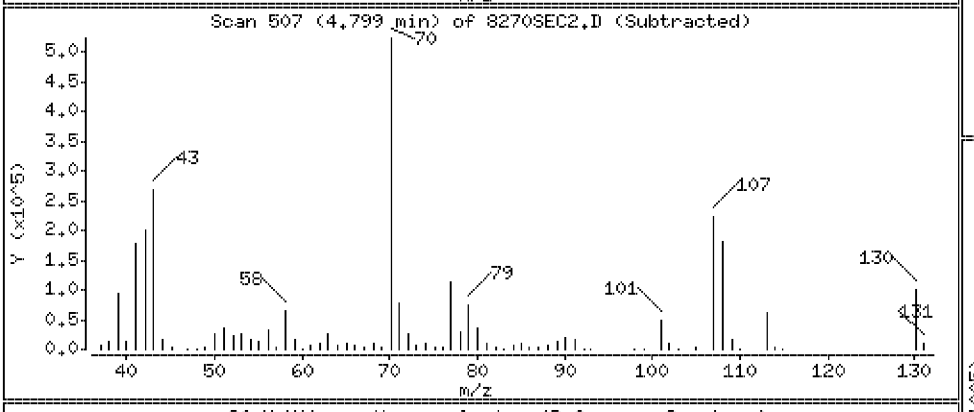

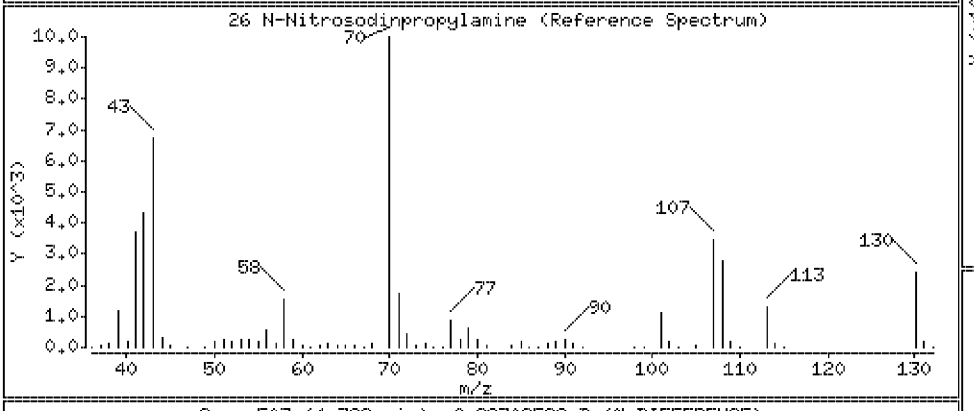

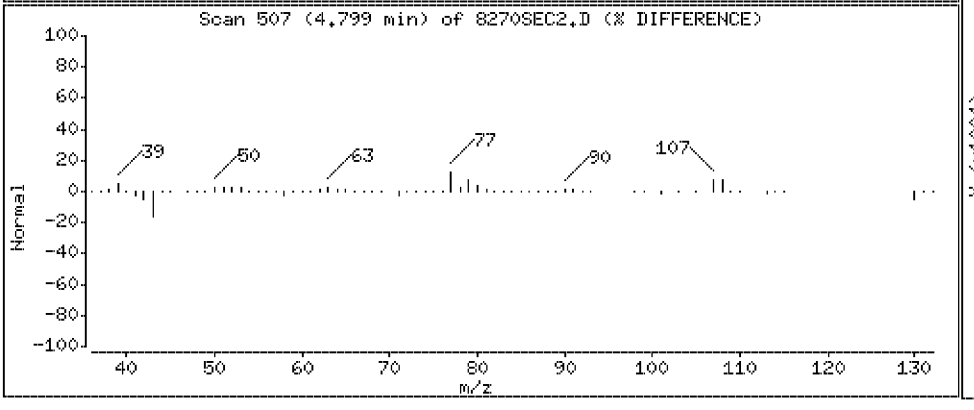

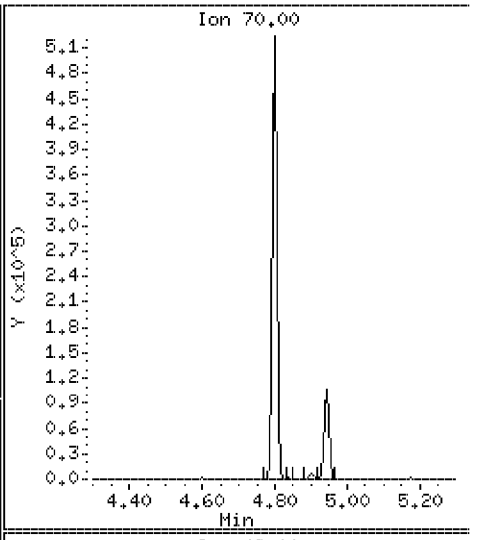

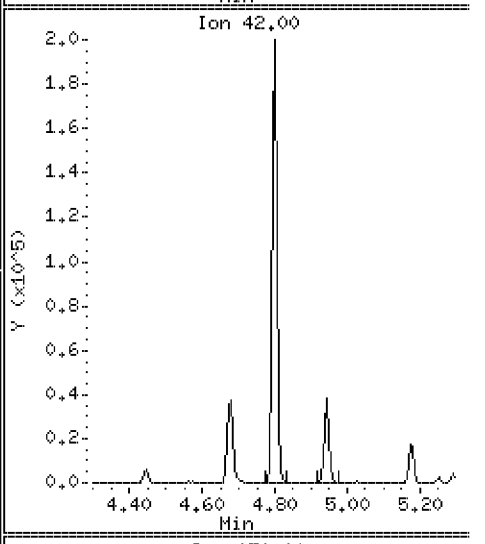

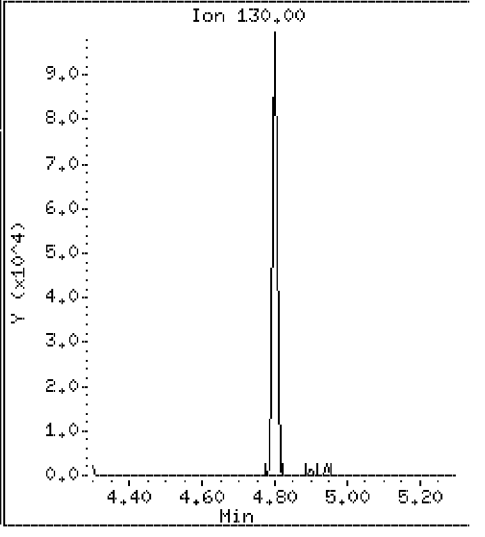

Data File: \\Svecd04\DD\chem\smsd03.i\S3042312.b\8270SEC2.D

Date : 23-APR-2012 13:33

Client ID: 8270SEC

Instrument: smsd03.i

Sample Info: 45872

Purge Volume: 1000.0

Operator: PEL

Column phase: HPMS-5

Column diameter: 0.25

30 Hexachloroethane

Concentration: 44.9 ug/l

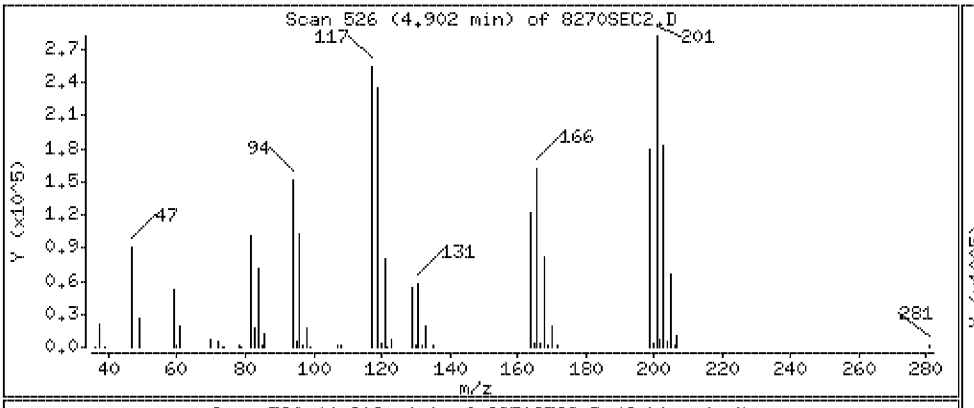

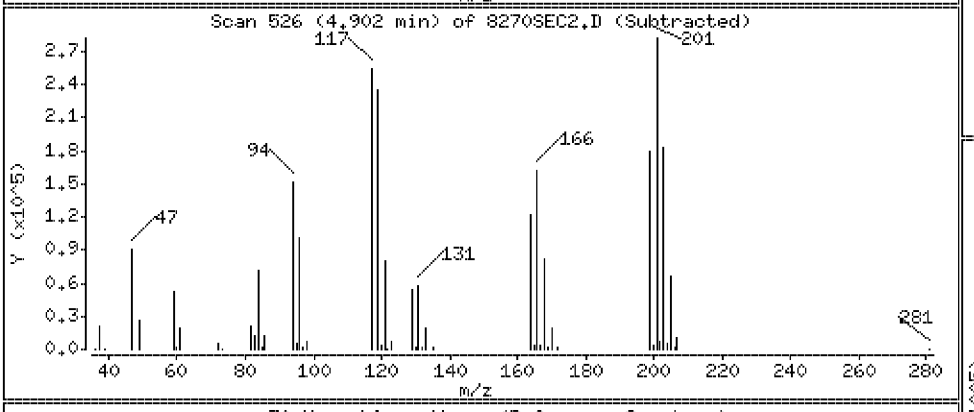

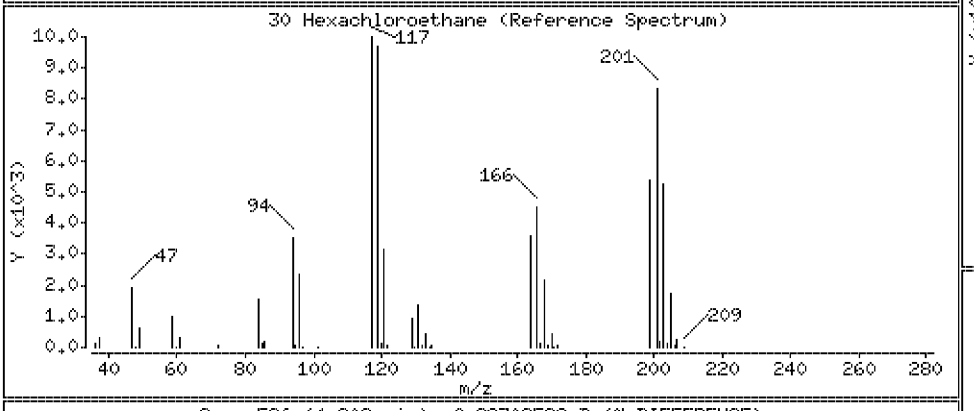

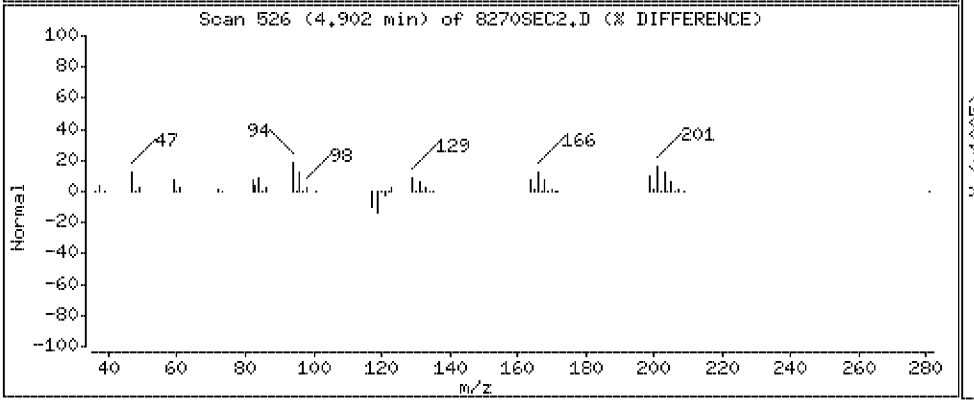

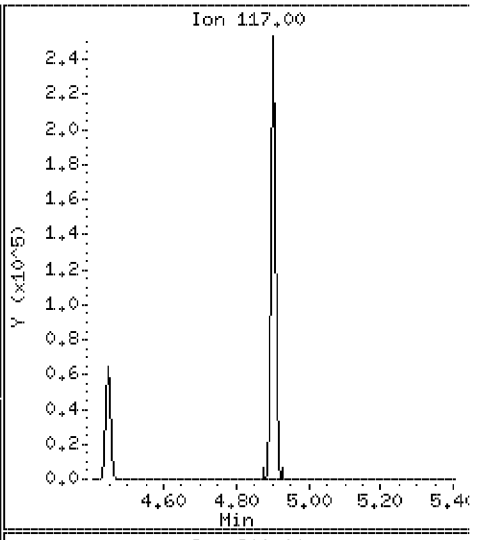

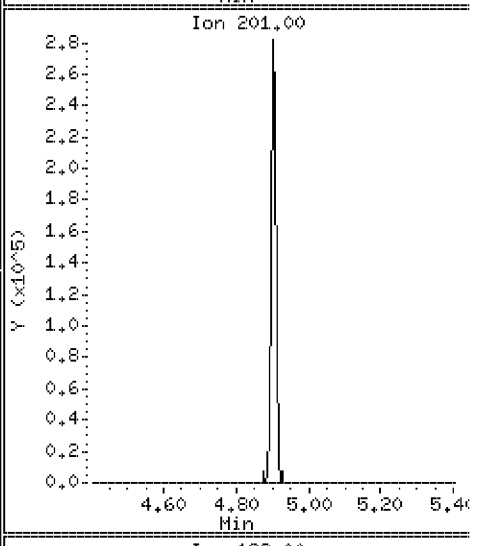

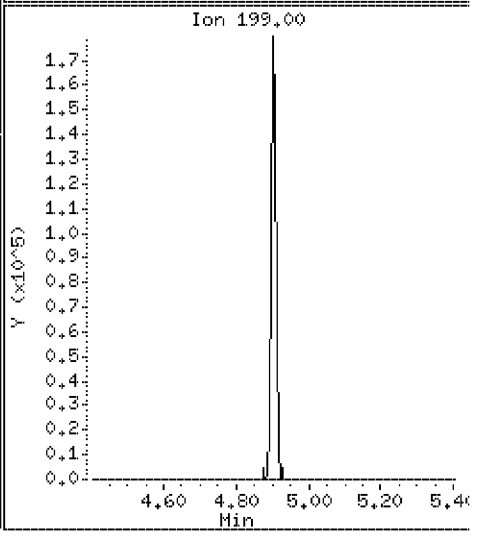

Data File: \\Svecd04\DD\chem\smsd03.i\S3042312.b\8270SEC2.D

Date : 23-APR-2012 13:33

Client ID: 8270SEC

Instrument: smsd03.i

Sample Info: 45872

Purge Volume: 1000.0

Operator: PEL

Column phase: HPMS-5

Column diameter: 0.25

32 Nitrobenzene

Concentration: 44.6 ug/l

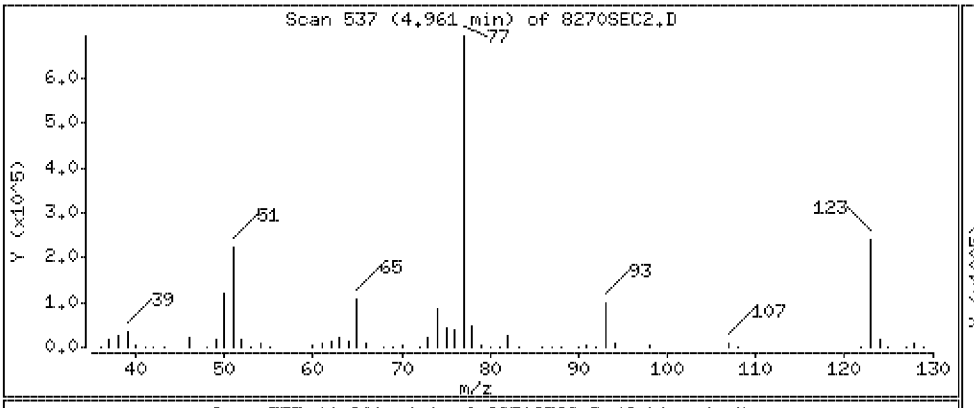

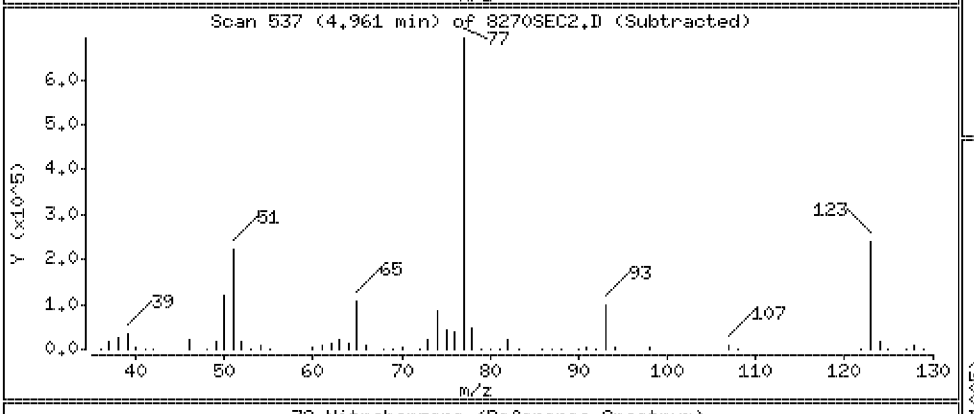

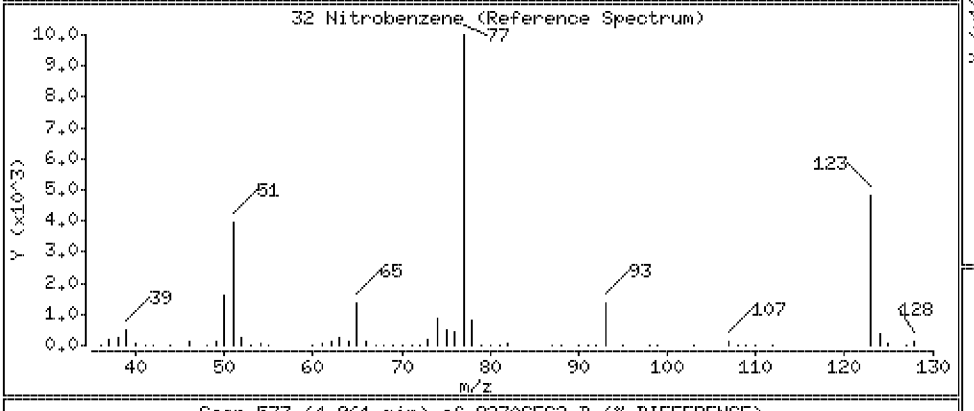

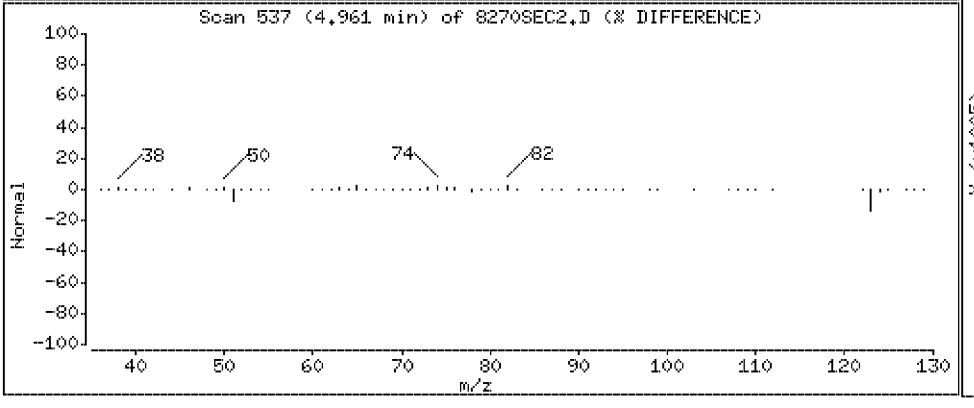

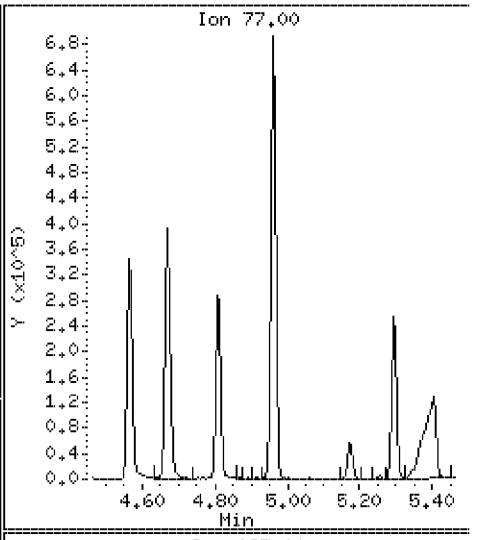

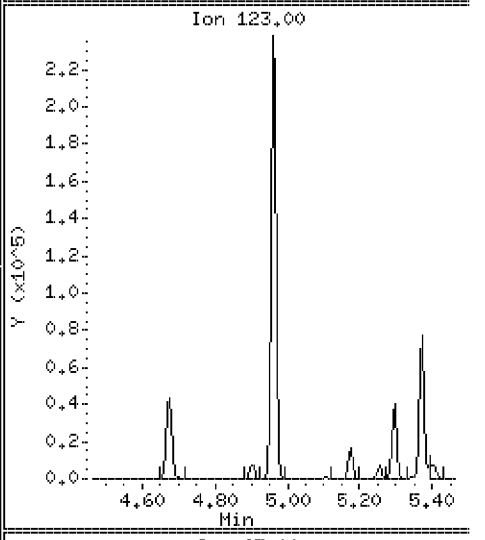

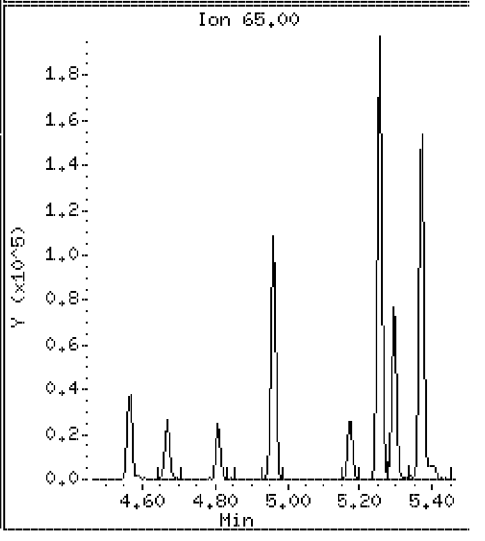

Data File: \\Svecd04\DD\chem\smsd03.i\S3042312.b\8270SEC2.D

Date : 23-APR-2012 13:33

Client ID: 8270SEC

Instrument: smsd03.i

Sample Info: 45872

Purge Volume: 1000.0

Operator: PEL

Column phase: HPMS-5

Column diameter: 0.25

34 Isophorone

Concentration: 56.2 ug/l

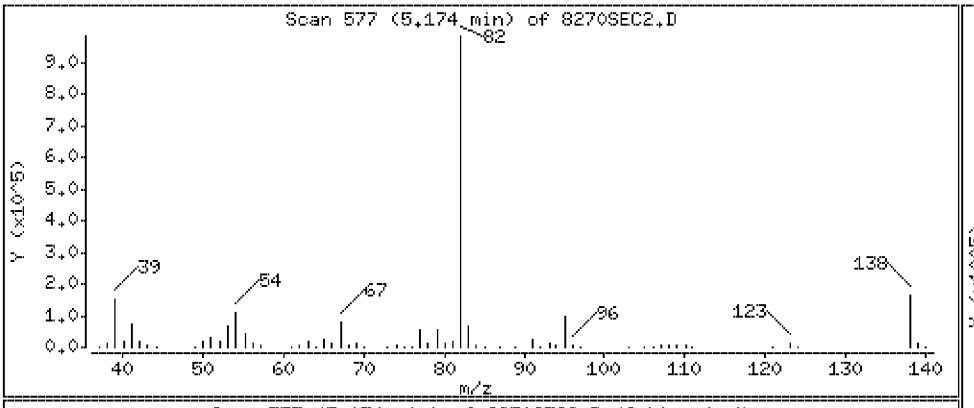

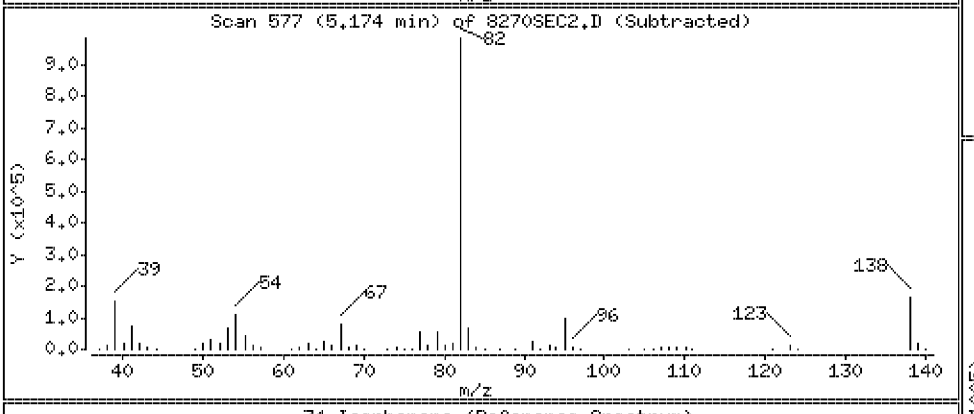

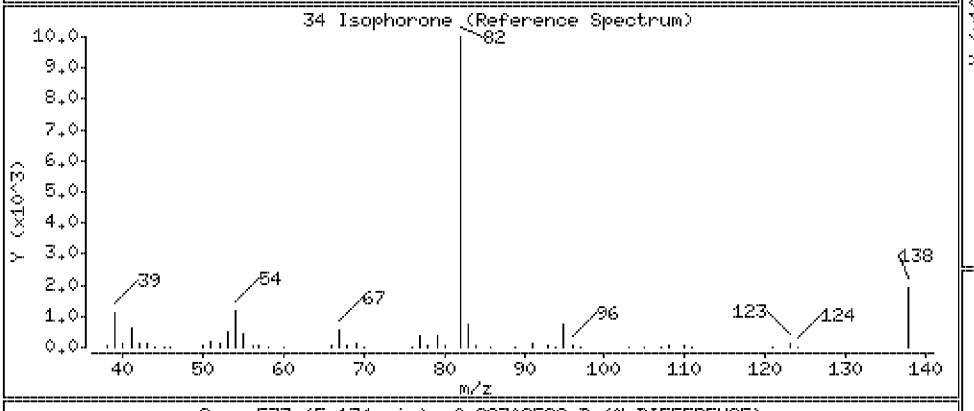

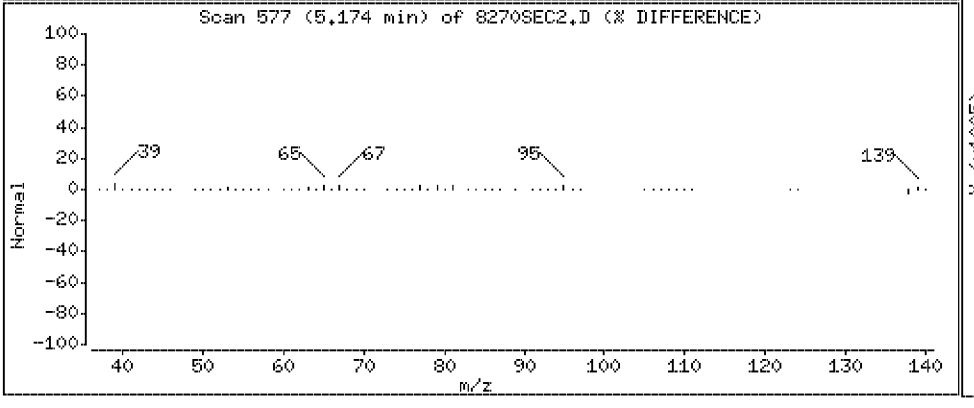

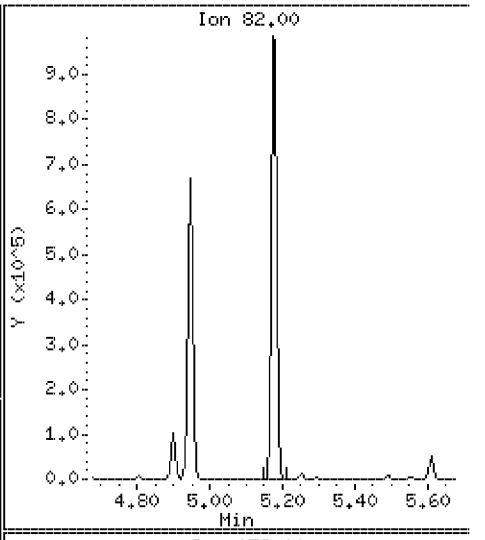

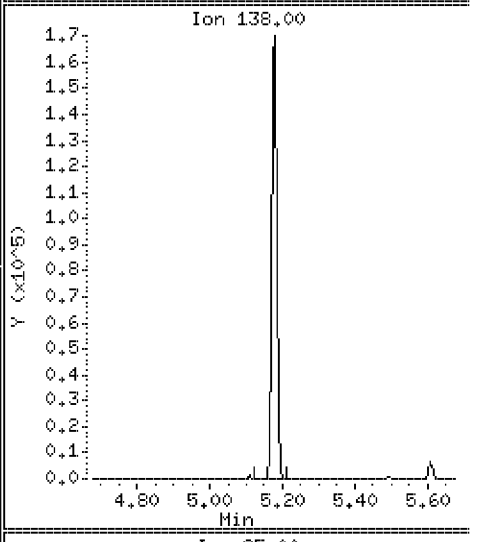

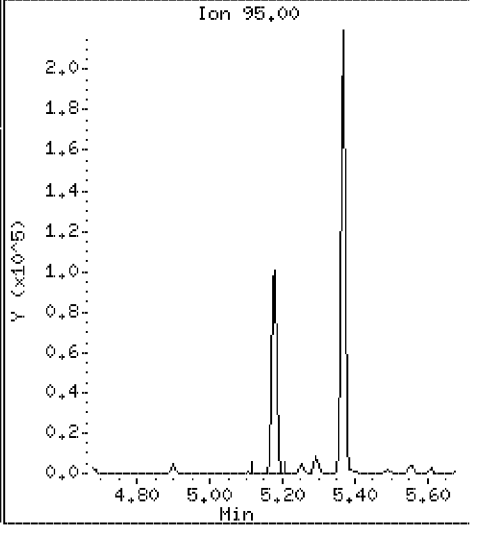

Data File: \\Svecd04\DD\chem\smsd03.i\S3042312.b\8270SEC2.D

Date : 23-APR-2012 13:33

Client ID: 8270SEC

Instrument: smsd03.i

Sample Info: 45872

Purge Volume: 1000.0

Operator: PEL

Column phase: HPMS-5

Column diameter: 0.25

35 2-Nitrophenol

Concentration: 44.8 ug/l

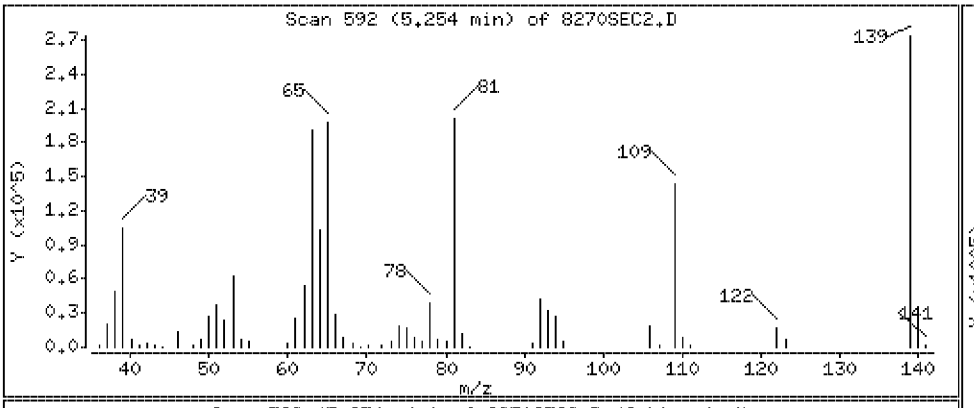

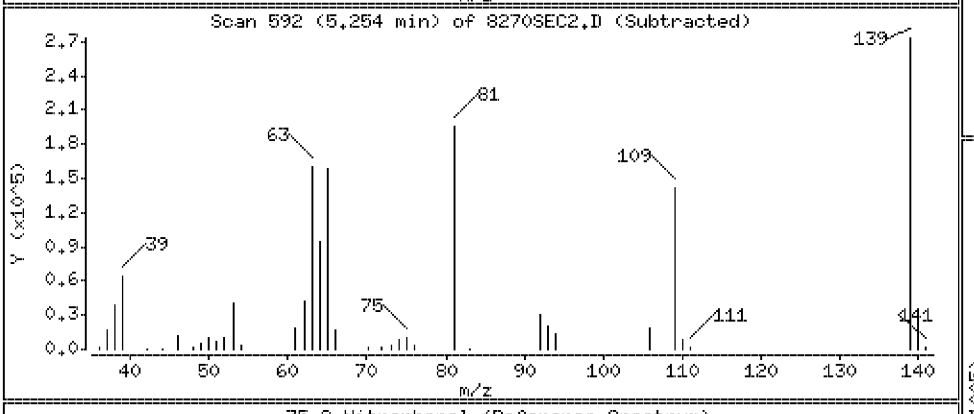

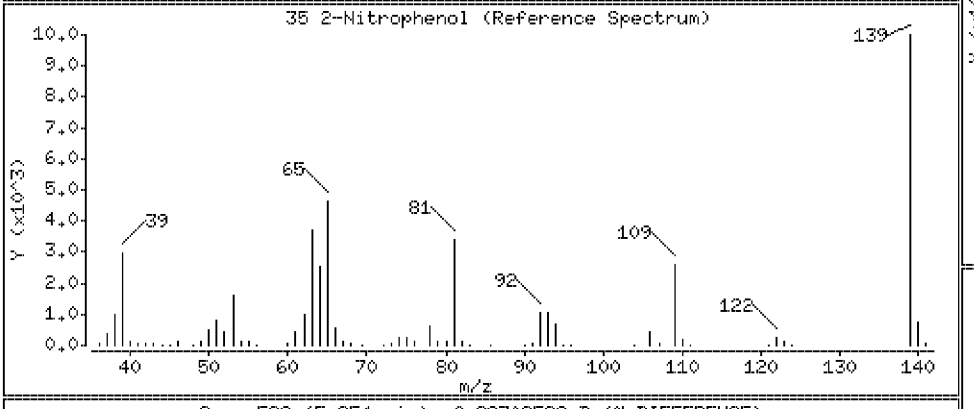

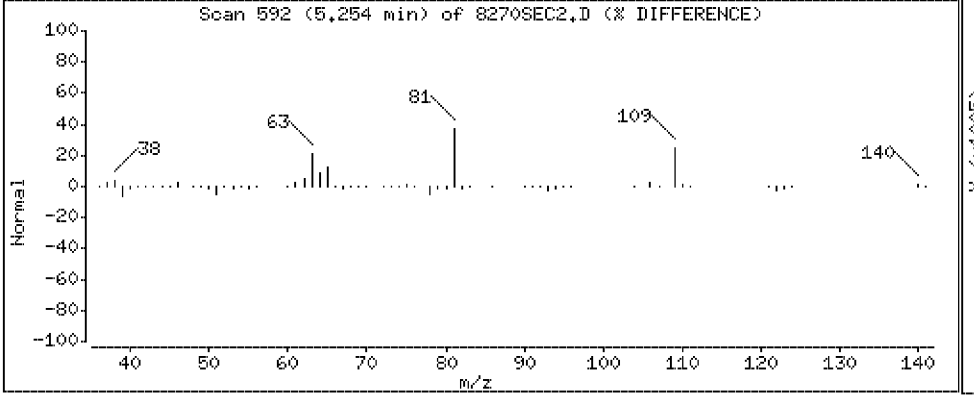

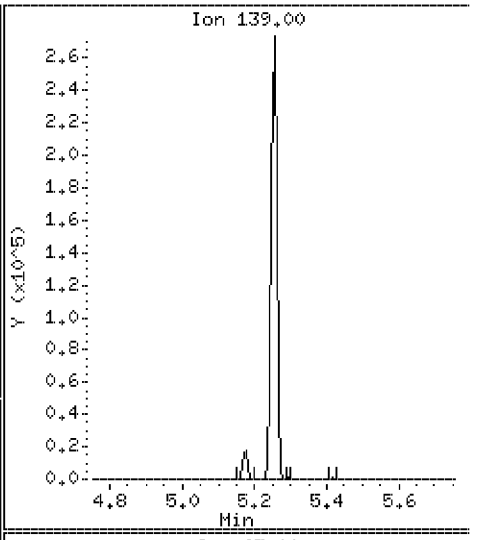

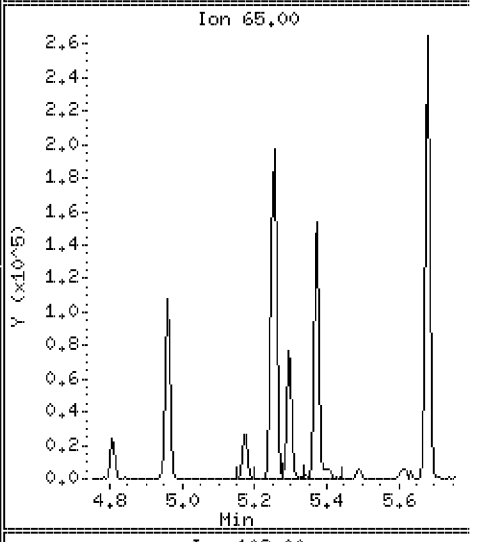

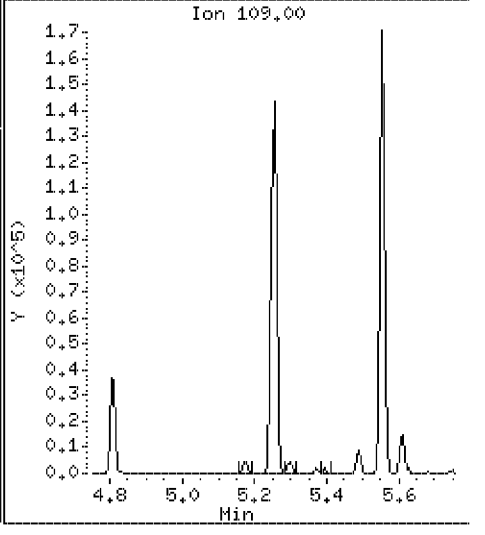

Data File: \\Svecd04\DD\chem\smsd03.i\S3042312.b\8270SEC2.D

Date : 23-APR-2012 13:33

Client ID: 8270SEC

Instrument: smsd03.i

Sample Info: 45872

Purge Volume: 1000.0

Operator: PEL

Column phase: HPMS-5

Column diameter: 0.25

36 2,4-Dimethylphenol

Concentration: 48.5 ug/l

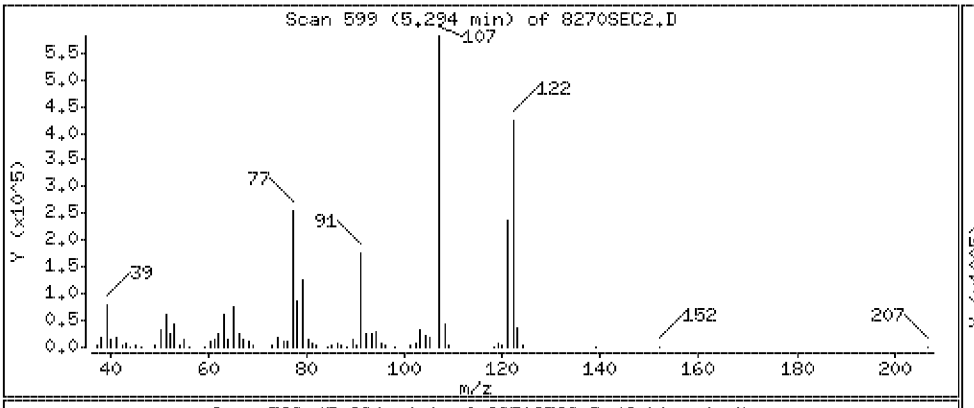

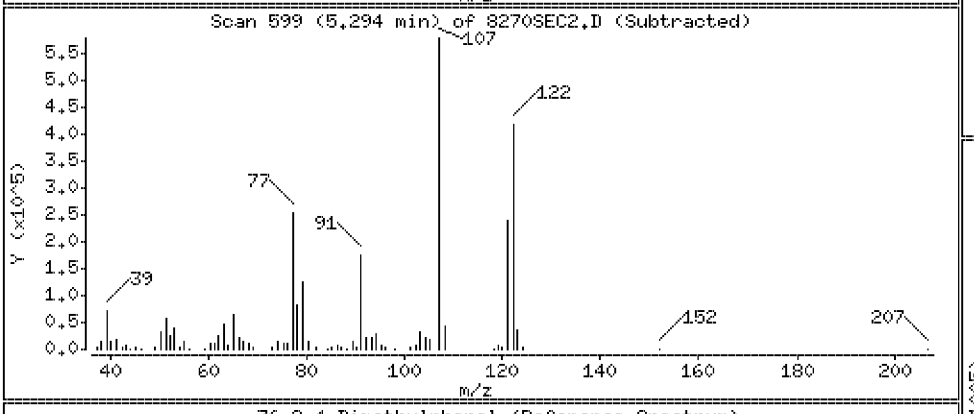

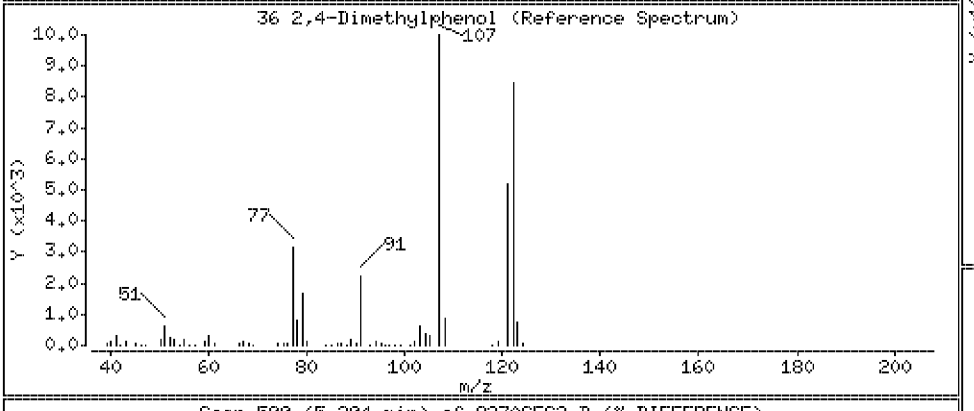

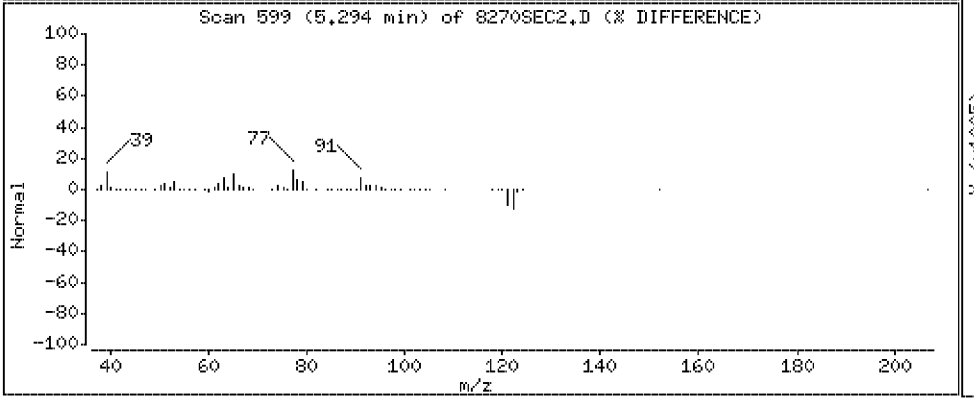

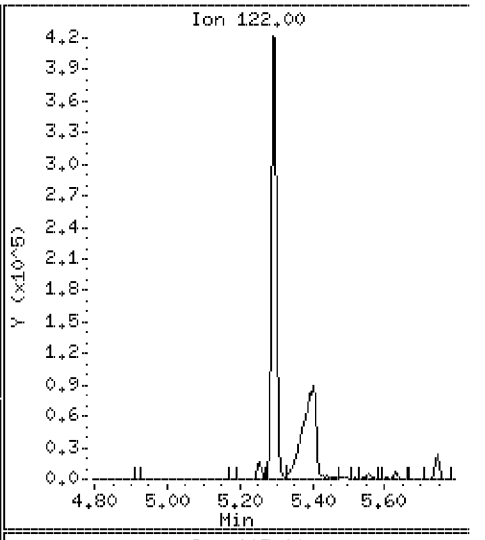

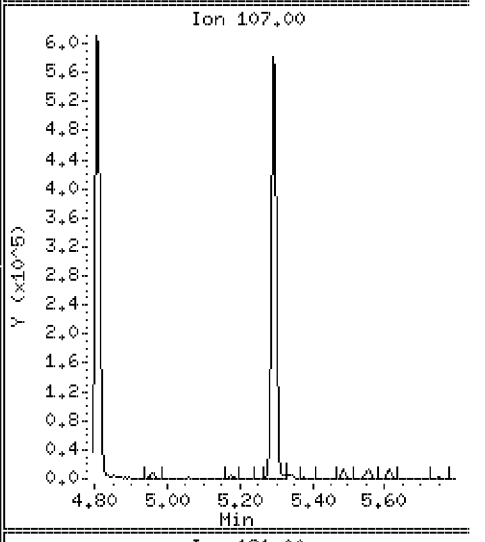

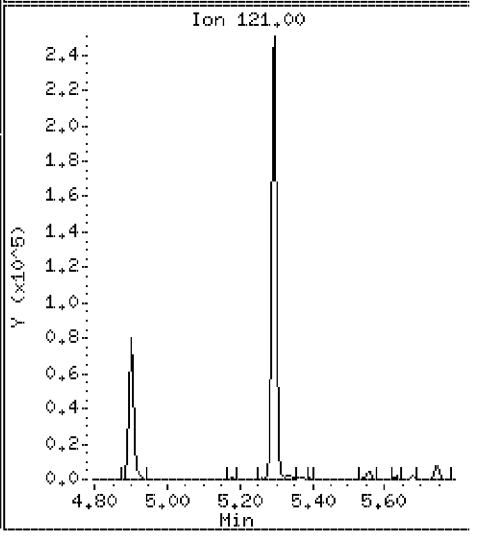

Data File: \\Svecd04\DD\chem\smsd03.i\S3042312.b\8270SEC2.D

Date : 23-APR-2012 13:33

Client ID: 8270SEC | Instrument: smsd03.i

Sample Info: 45872

Purge Volume: 1000.0 | Operator: PEL

Column phase: HPMS-5 | Column diameter: 0.25

38 Bis(2-Chloroethoxy)methane | Concentration: 48.0 ug/l

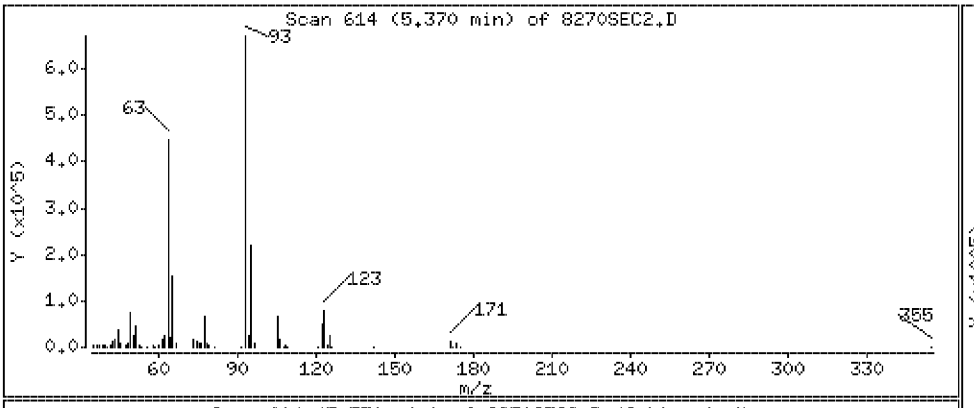

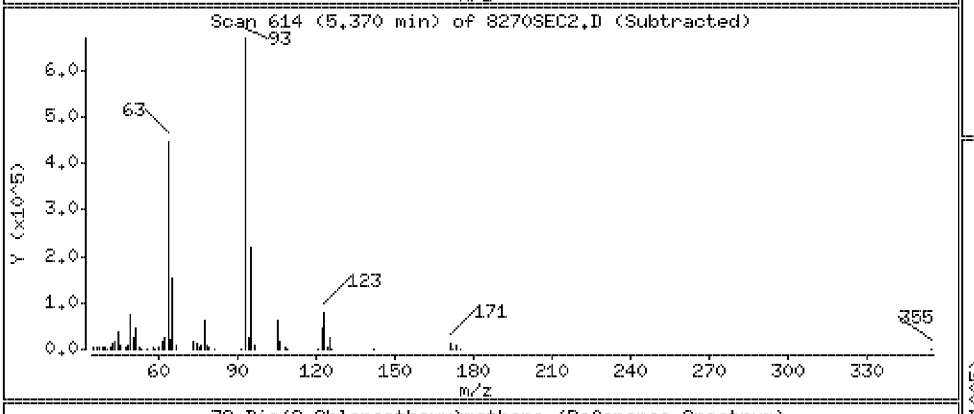

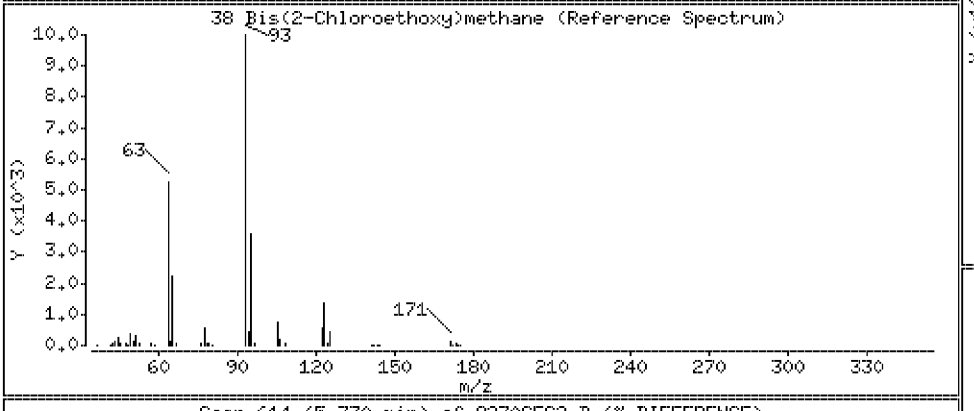

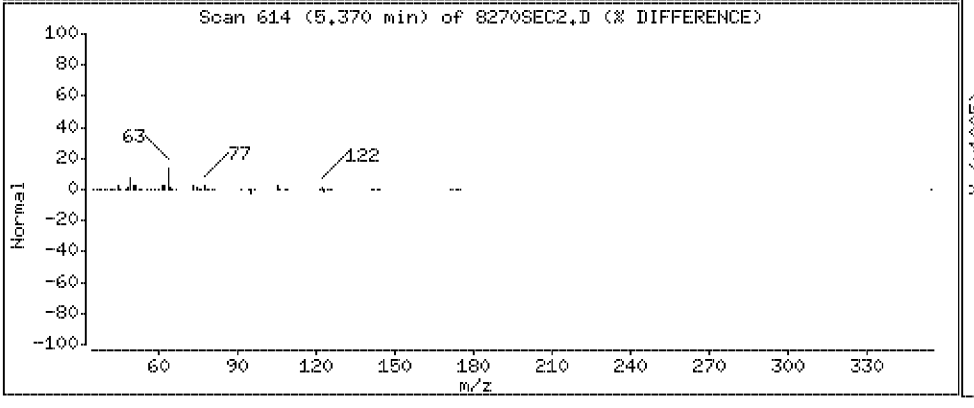

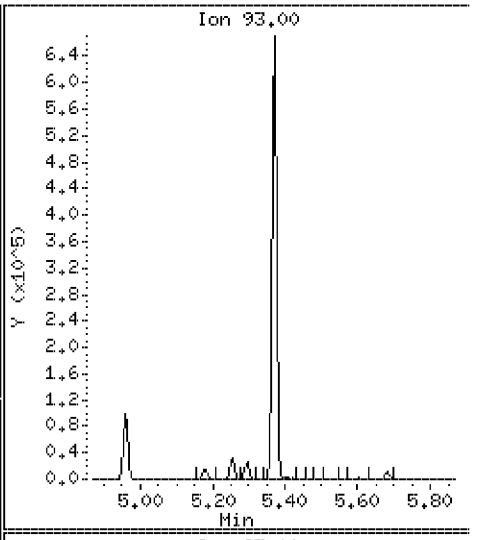

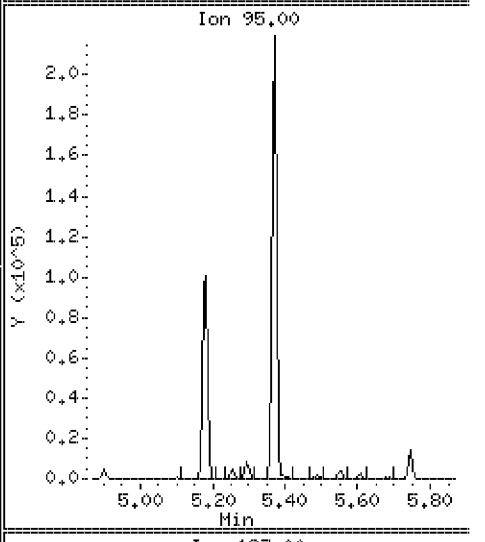

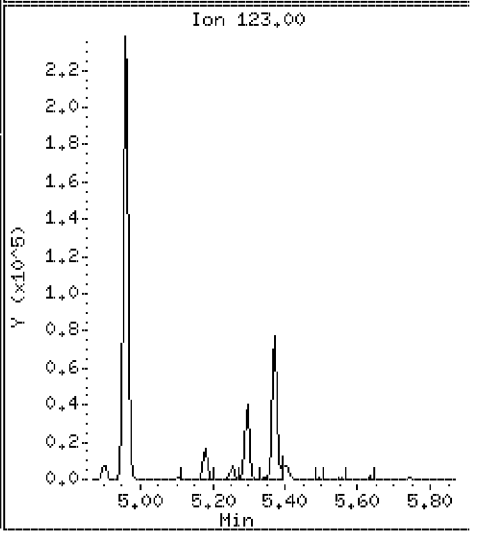

Data File: \\Svecd04\DD\chem\smsd03.i\S3042312.b\8270SEC2.D

Date : 23-APR-2012 13:33

Client ID: 8270SEC

Instrument: smsd03.i

Sample Info: 45872

Purge Volume: 1000.0

Operator: PEL

Column phase: HPMS-5

Column diameter: 0.25

40 Benzoic Acid

Concentration: 41.8 ug/l

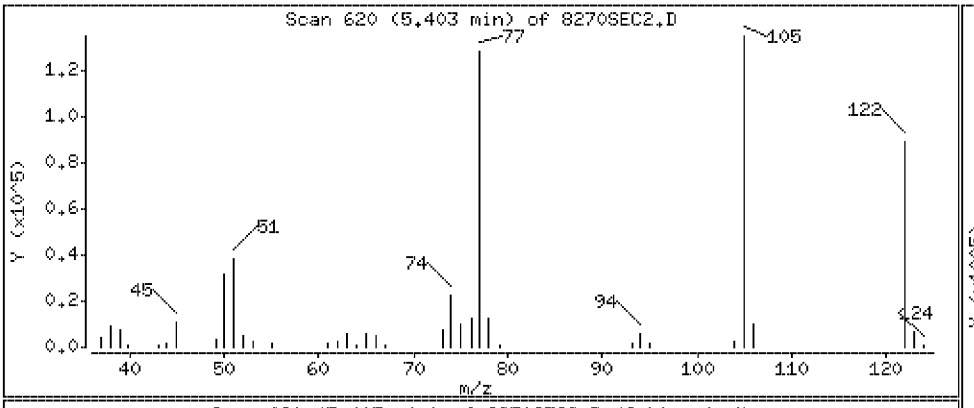

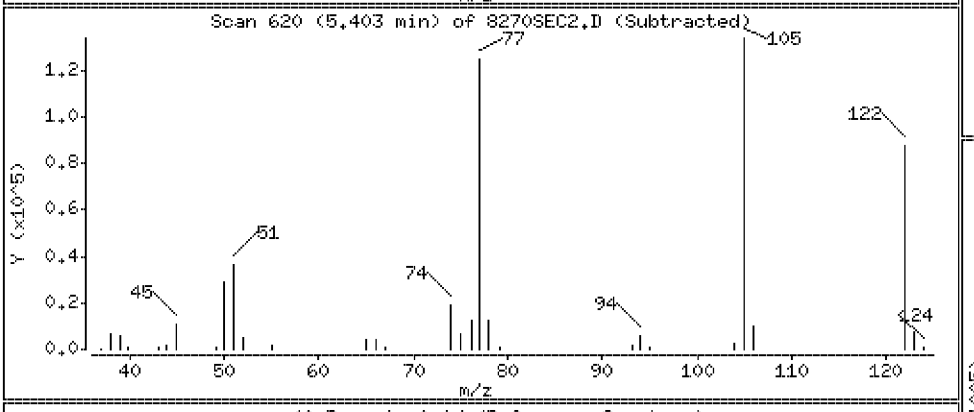

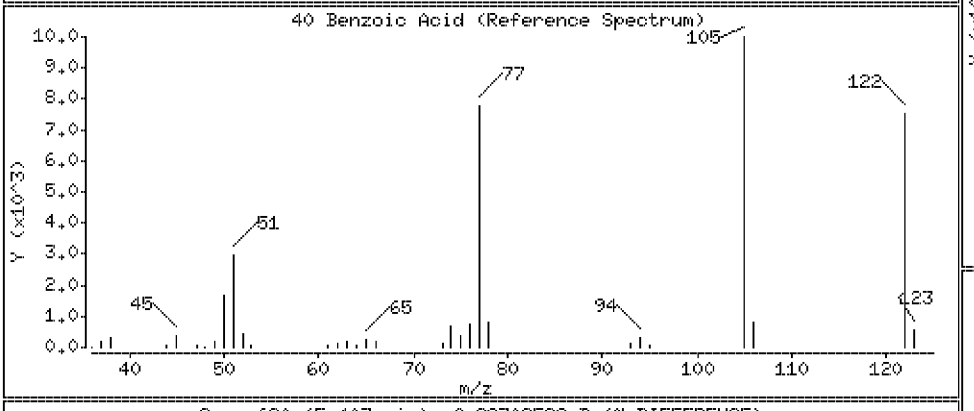

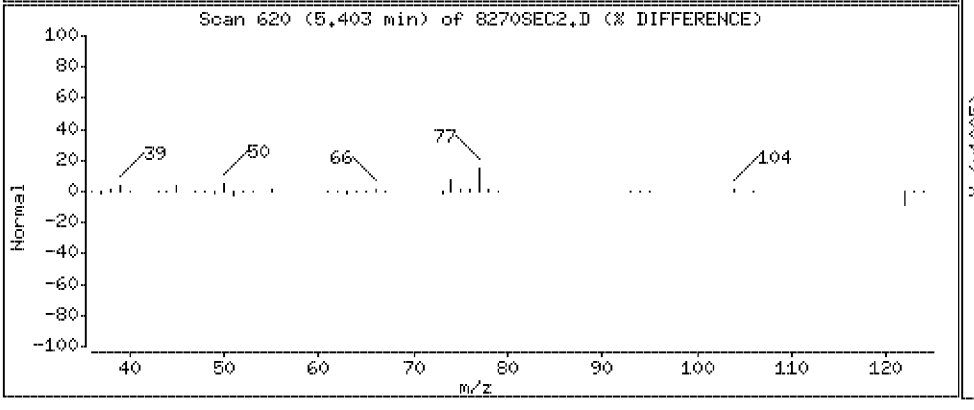

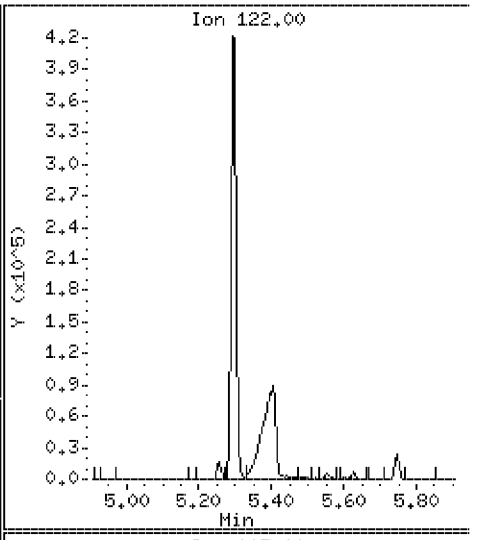

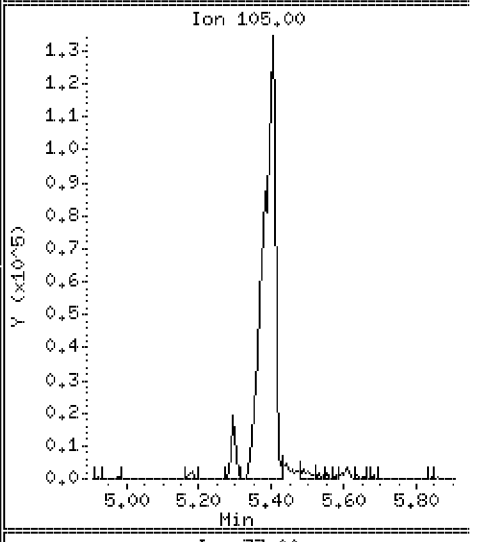

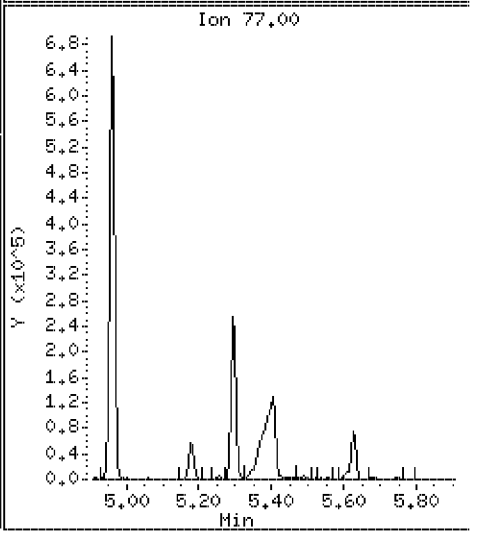

Data File: \\Svecd04\DD\chem\smsd03.i\S3042312.b\8270SEC2.D

Date : 23-APR-2012 13:33

Client ID: 8270SEC

Instrument: smsd03.i

Sample Info: 45872

Purge Volume: 1000.0

Operator: PEL

Column phase: HPMS-5

Column diameter: 0.25

41 2,4-Dichlorophenol

Concentration: 44.2 ug/l

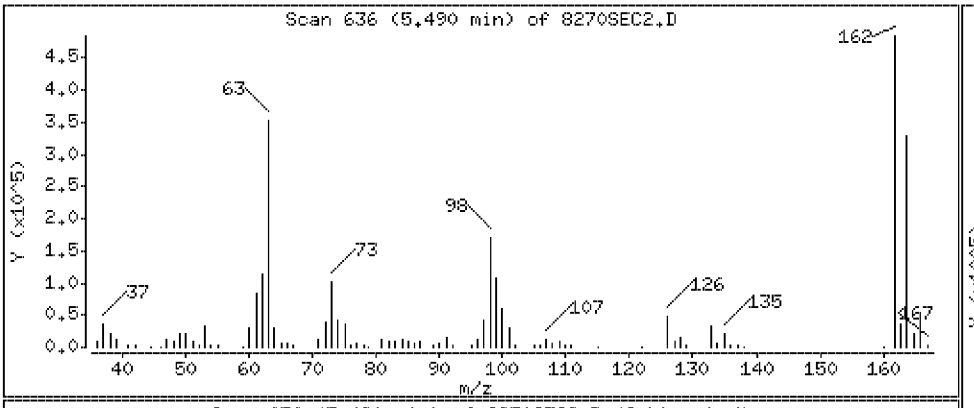

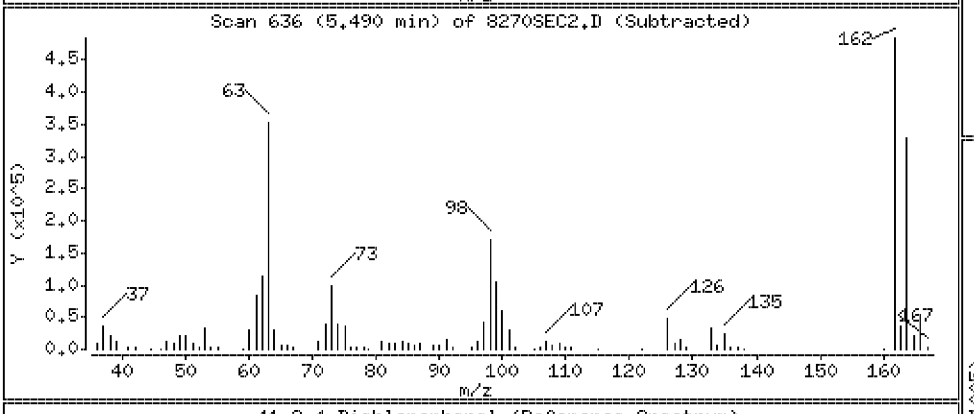

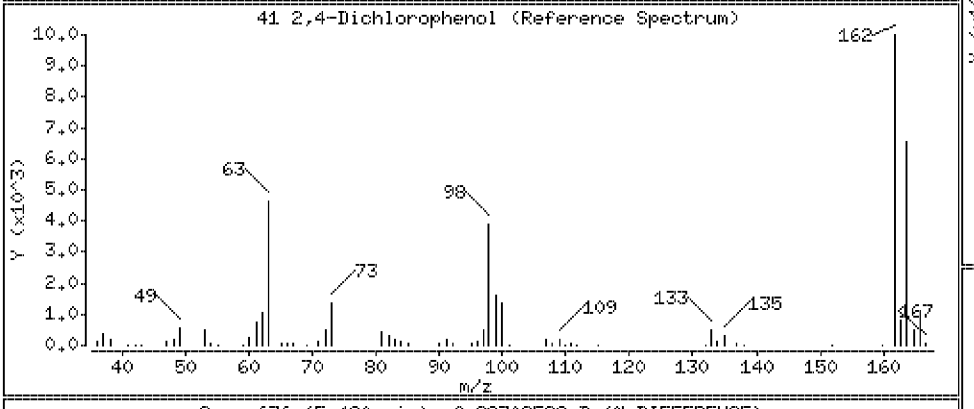

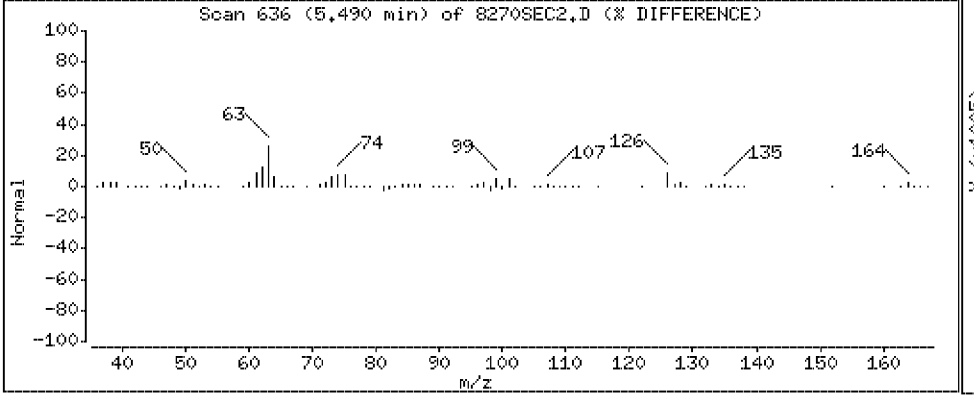

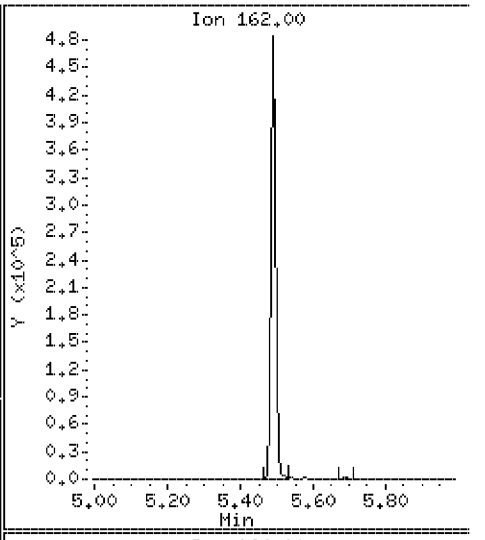

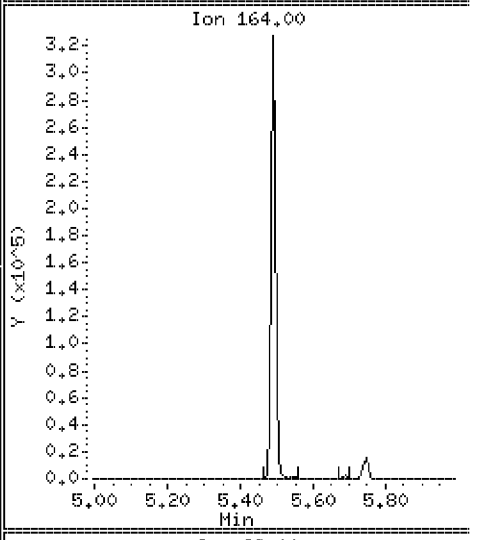

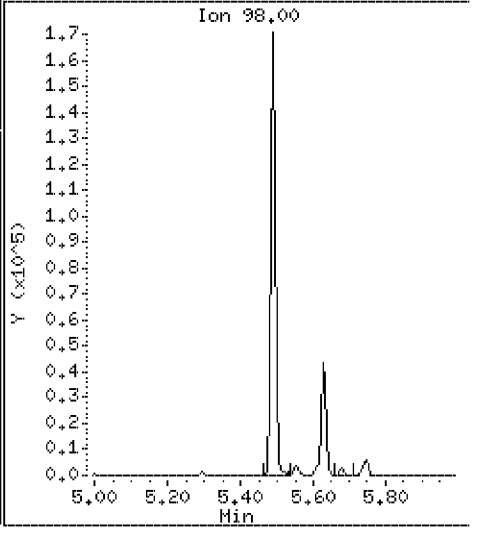

Data File: \\Svecd04\DD\chem\smsd03.i\S3042312.b\8270SEC2.D

Date : 23-APR-2012 13:33

Client ID: 8270SEC

Instrument: smsd03.i

Sample Info: 45872

Purge Volume: 1000.0

Operator: PEL

Column phase: HPMS-5

Column diameter: 0.25

42 1,2,4-Trichlorobenzene

Concentration: 44.4 ug/l

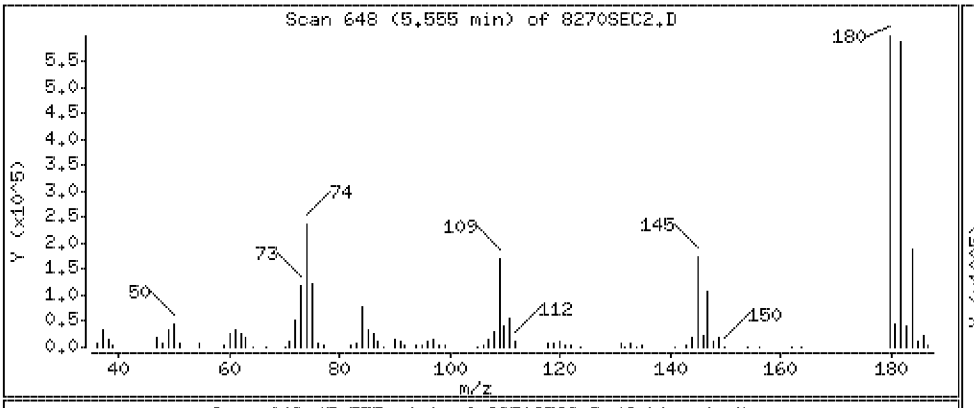

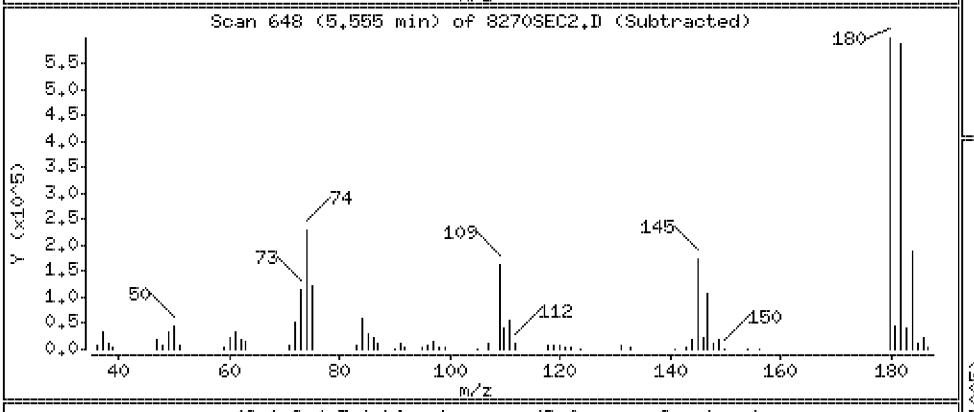

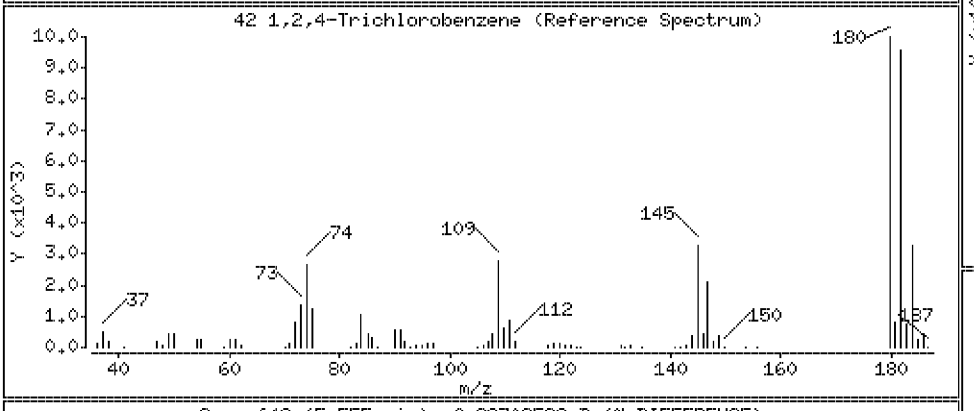

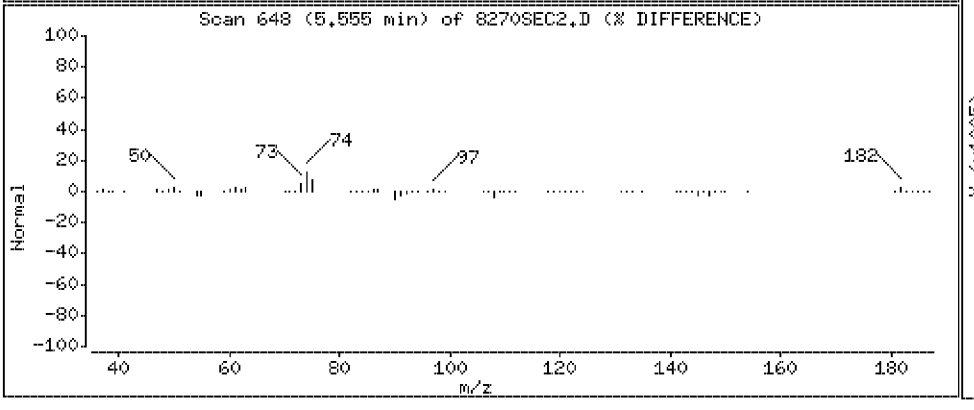

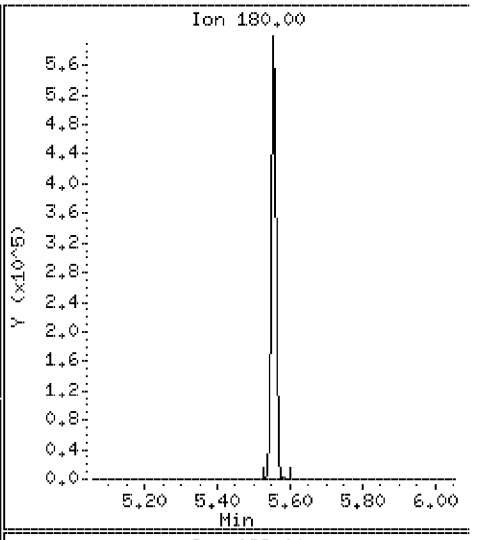

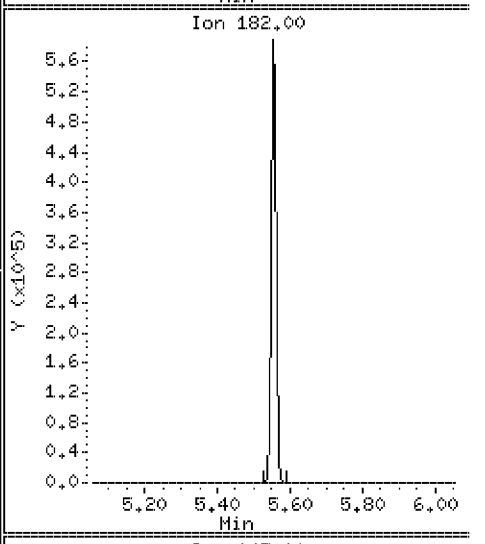

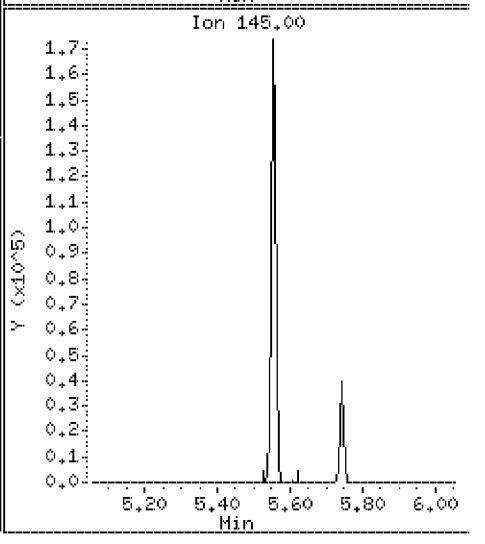

Data File: \\Svecd04\DD\chem\smsd03.i\S3042312.b\8270SEC2.D

Date : 23-APR-2012 13:33

Client ID: 8270SEC

Instrument: smsd03.i

Sample Info: 45872

Purge Volume: 1000.0

Operator: PEL

Column phase: HPMS-5

Column diameter: 0.25

44 Naphthalene

Concentration: 47.6 ug/l

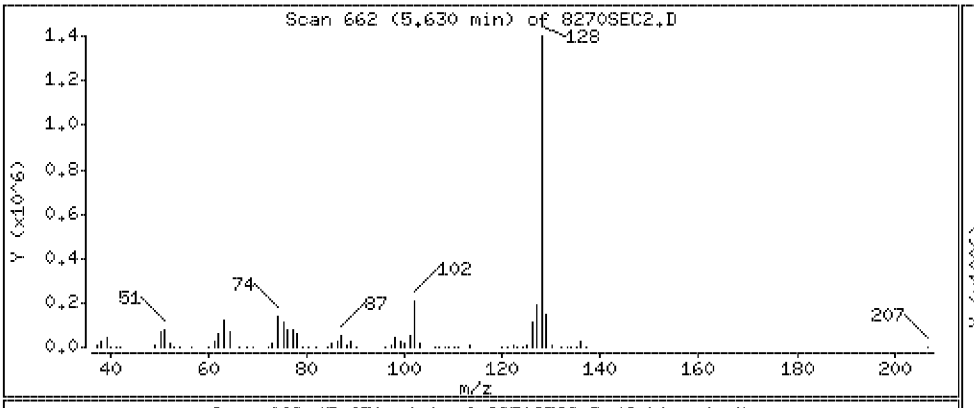

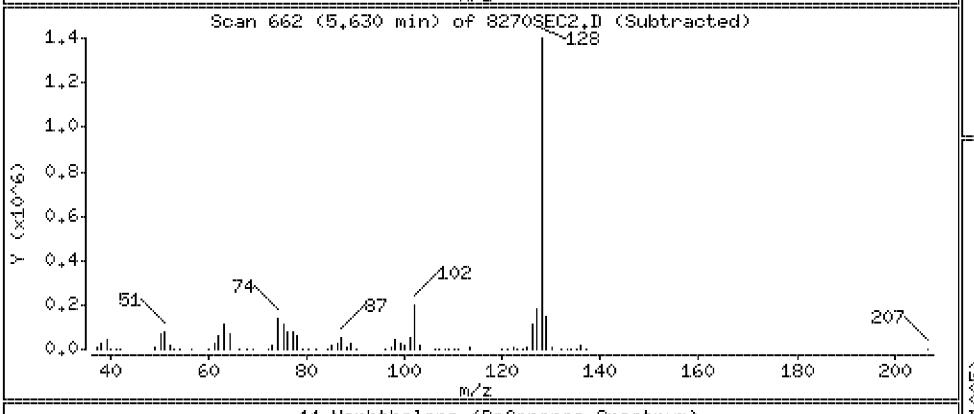

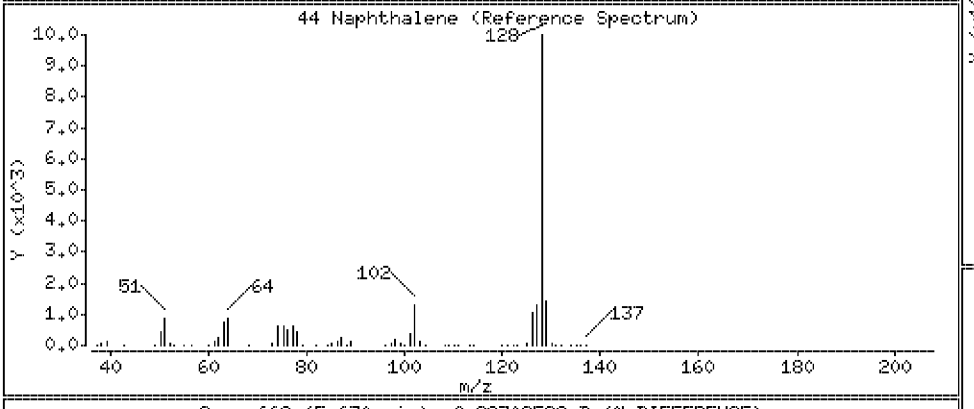

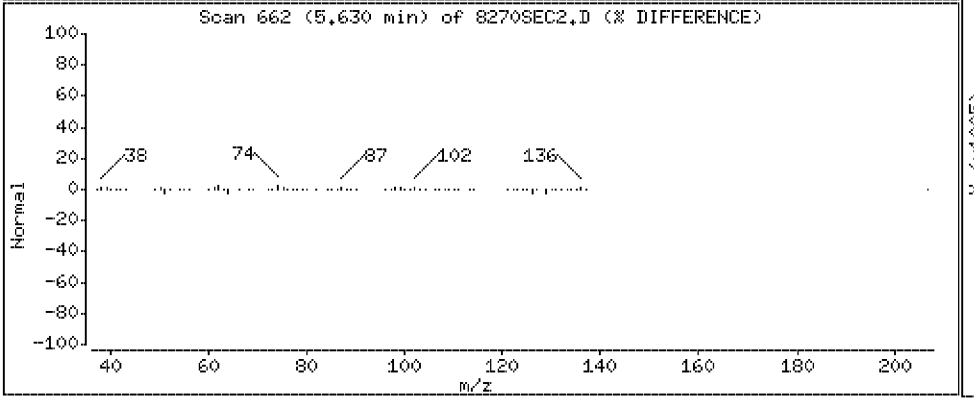

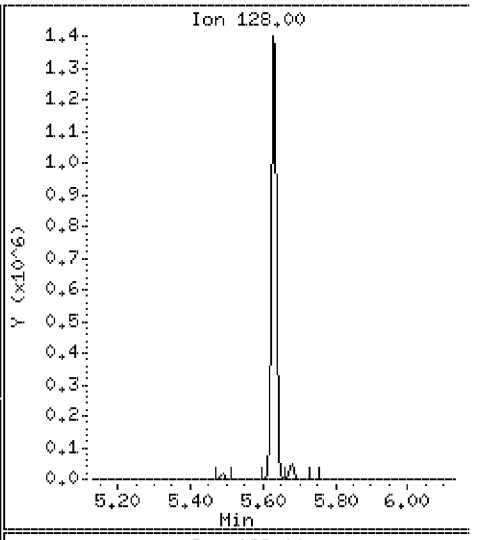

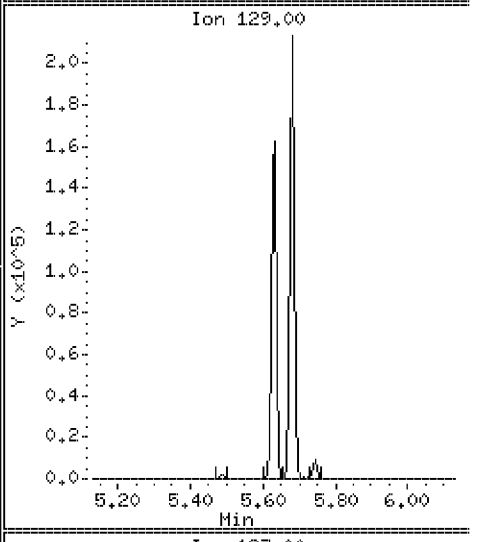

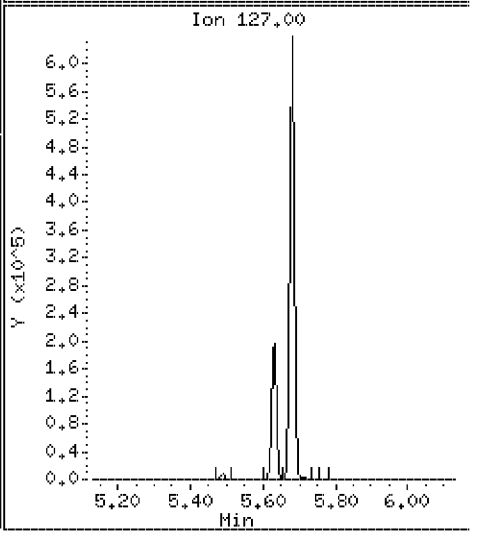

Data File: \\Svecd04\DD\chem\smsd03.i\S3042312.b\8270SEC2.D

Date : 23-APR-2012 13:33

Client ID: 8270SEC

Instrument: smsd03.i

Sample Info: 45872

Purge Volume: 1000.0

Operator: PEL

Column phase: HPMS-5

Column diameter: 0.25

45 4-Chloroaniline

Concentration: 47.5 ug/l

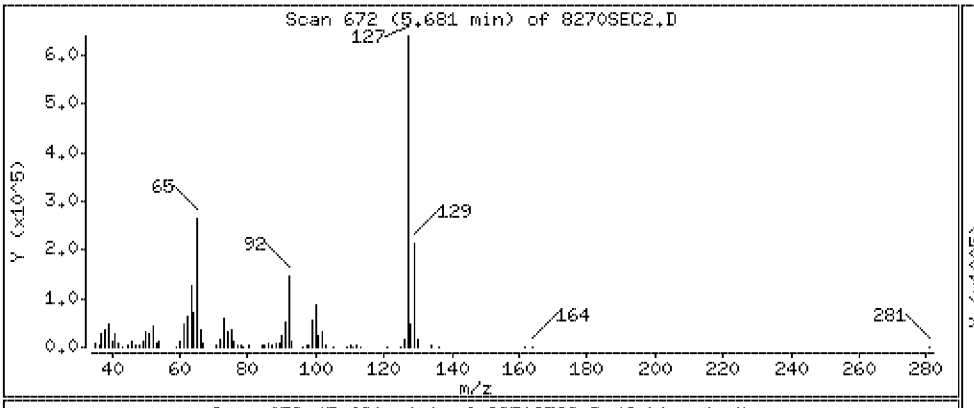

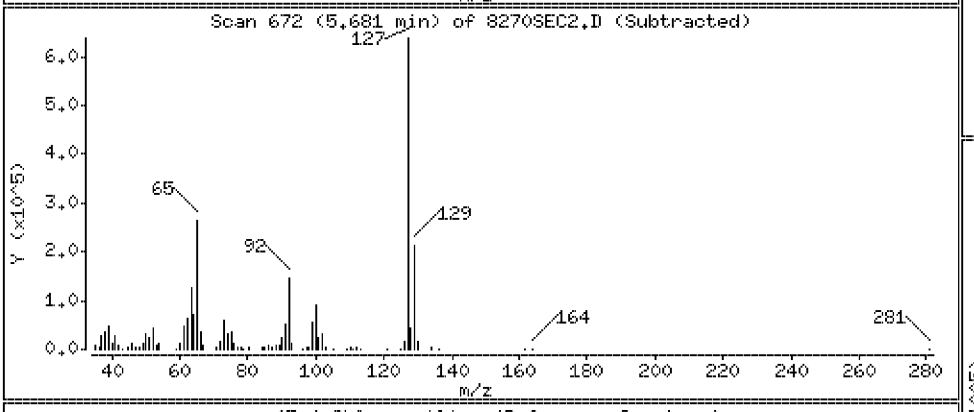

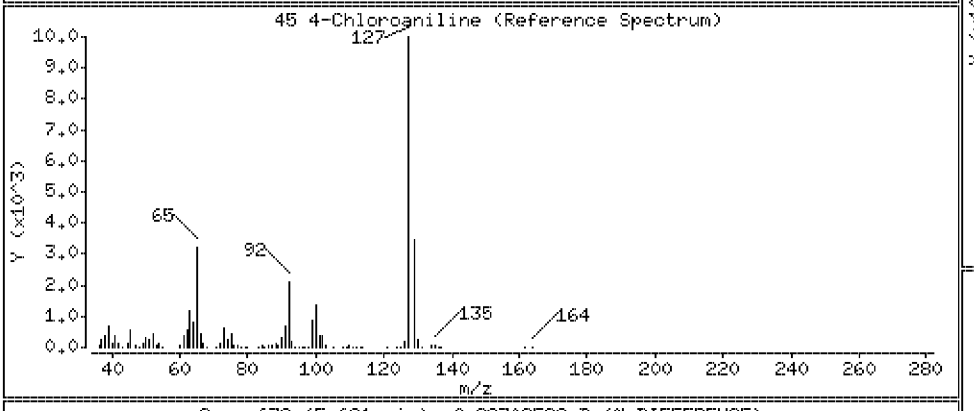

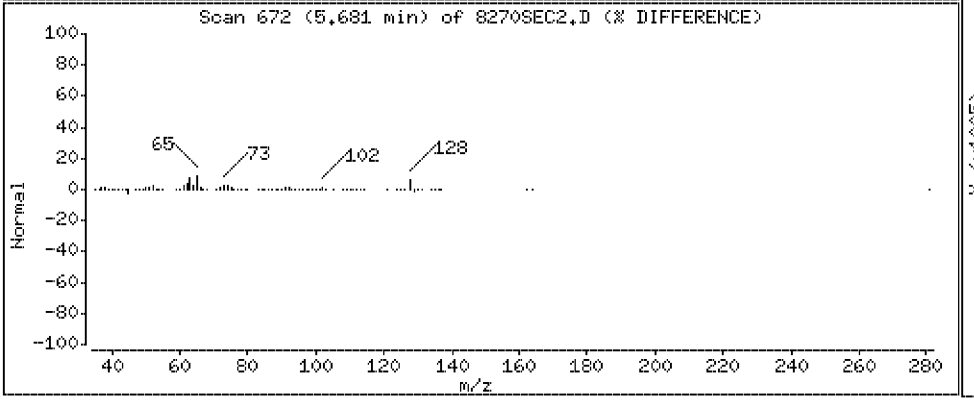

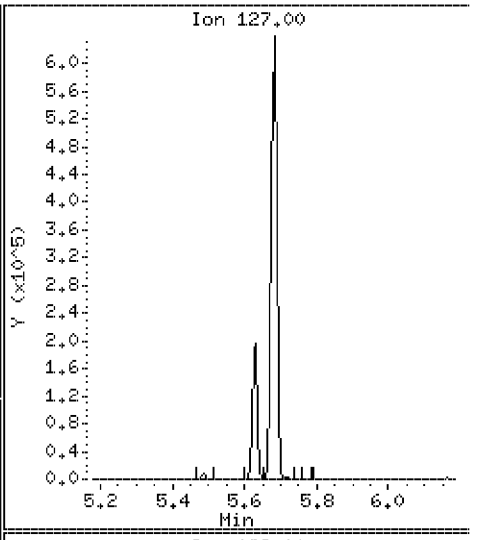

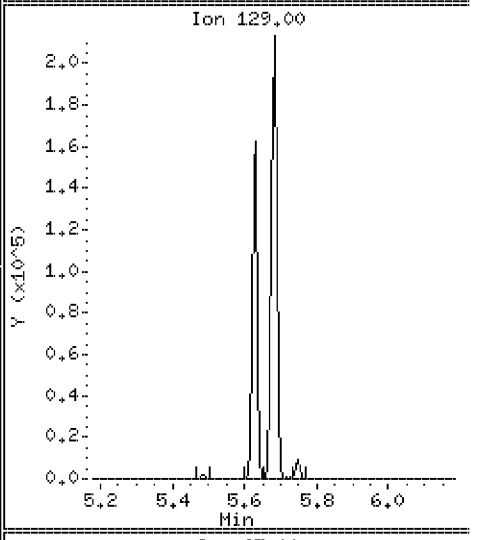

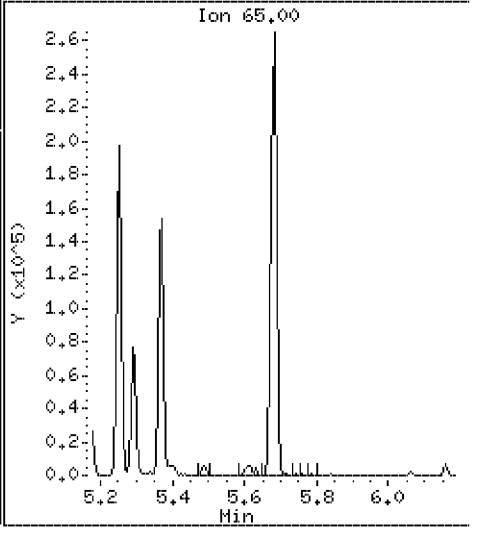

Data File: \\Svecd04\DD\chem\smsd03.i\S3042312.b\8270SEC2.D

Date : 23-APR-2012 13:33

Client ID: 8270SEC

Instrument: smsd03.i

Sample Info: 45872

Purge Volume: 1000.0

Operator: PEL

Column phase: HPMS-5

Column diameter: 0.25

48 Hexachlorobutadiene

Concentration: 49.3 ug/l

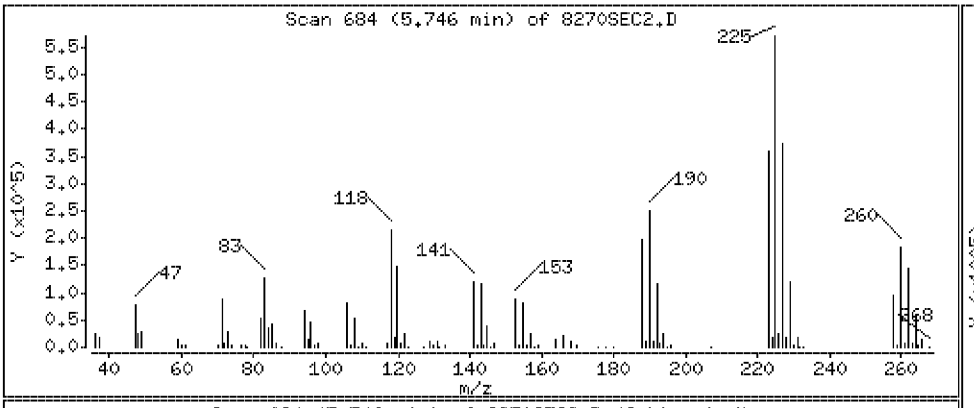

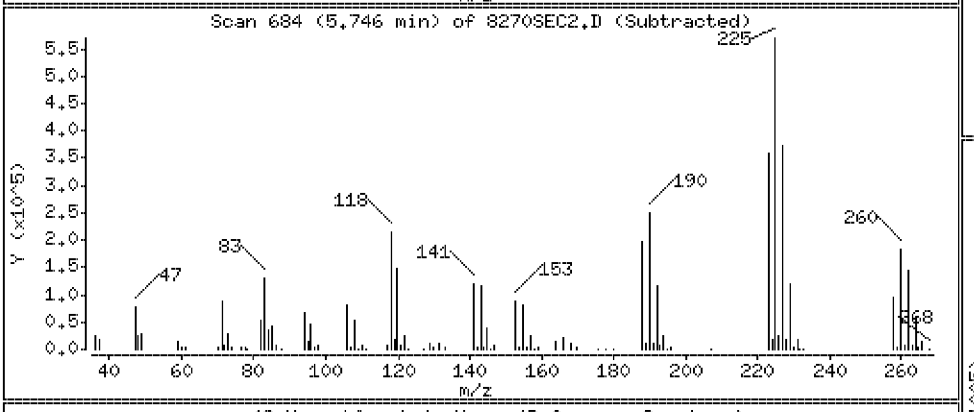

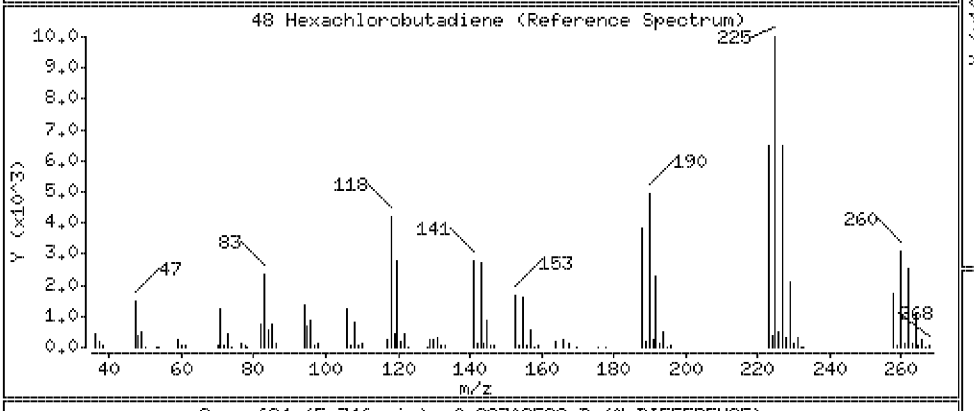

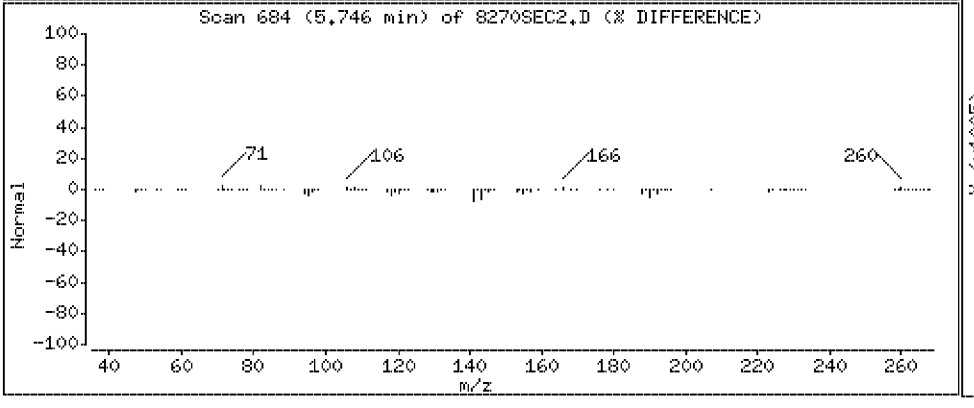

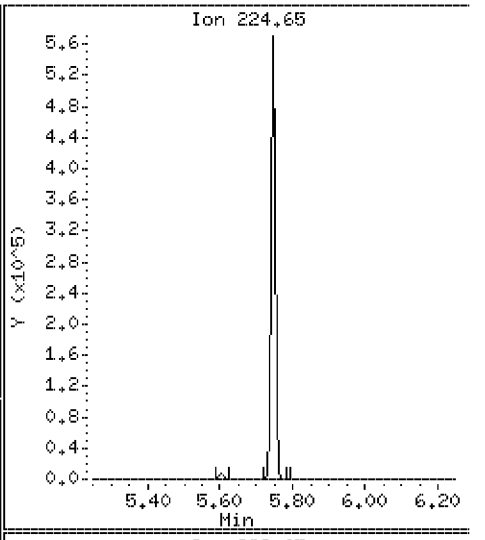

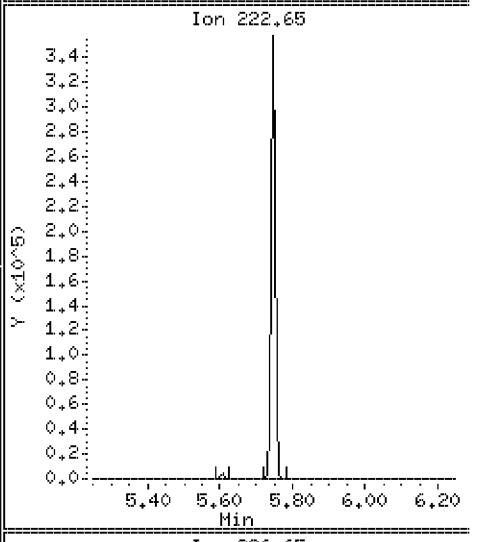

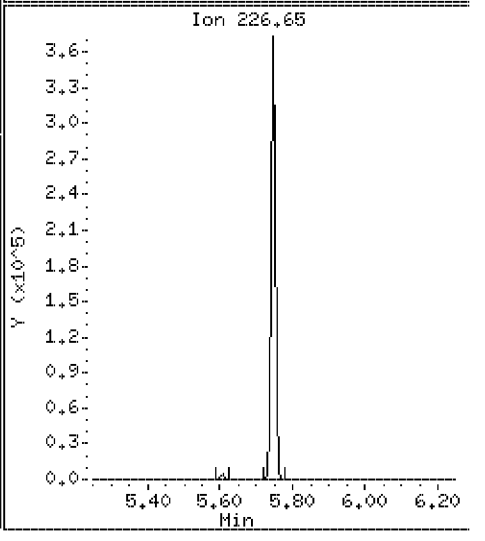

Data File: \\Svecd04\DD\chem\smsd03.i\S3042312.b\8270SEC2.D

Date : 23-APR-2012 13:33

Client ID: 8270SEC

Instrument: smsd03.i

Sample Info: 45872

Purge Volume: 1000.0

Operator: PEL

Column phase: HPMS-5

Column diameter: 0.25

51 4-Chloro-3-methylphenol

Concentration: 44.8 ug/l

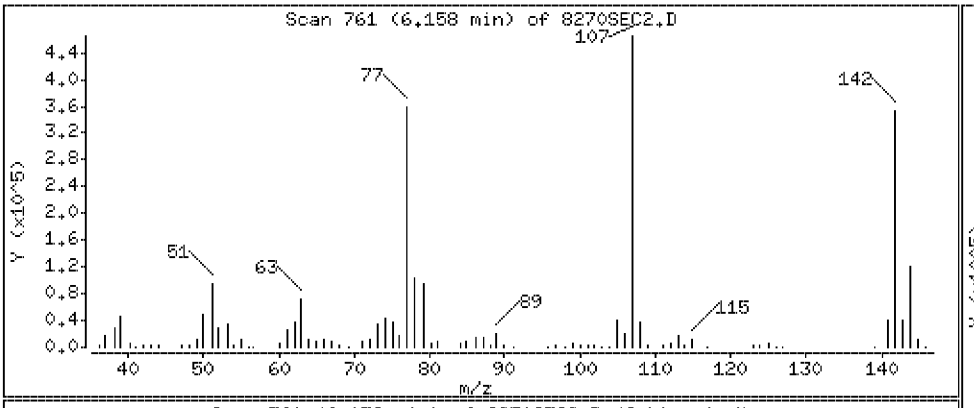

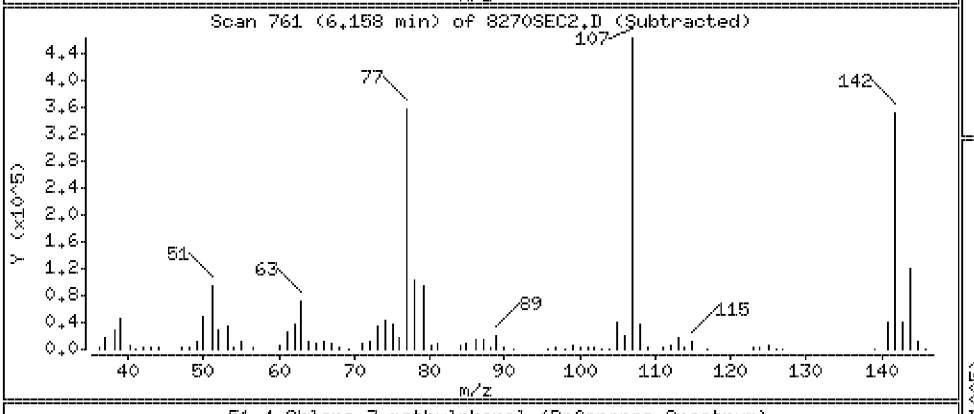

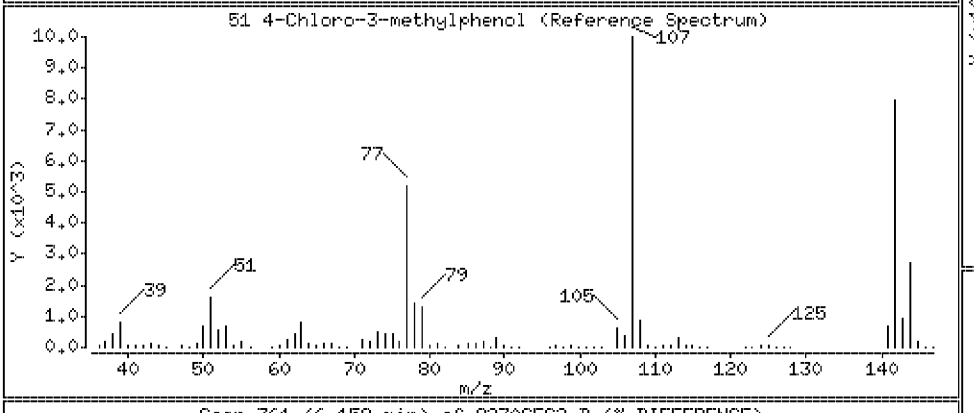

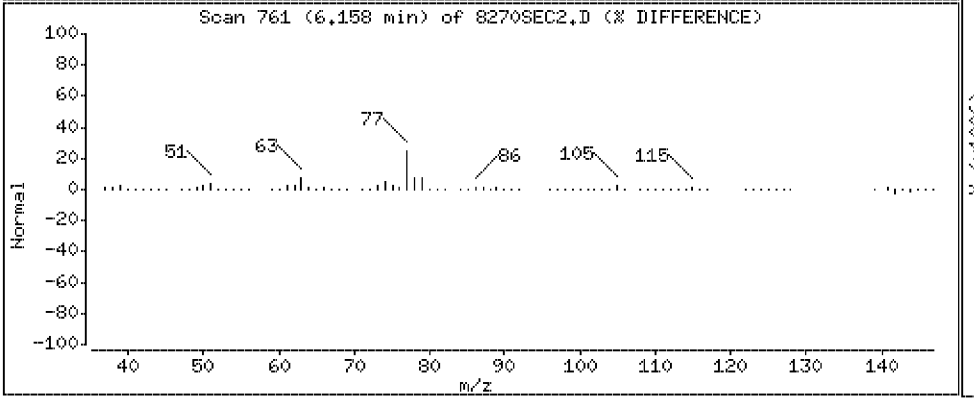

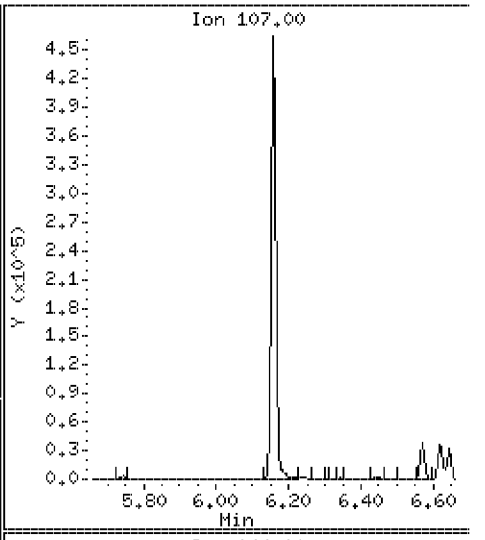

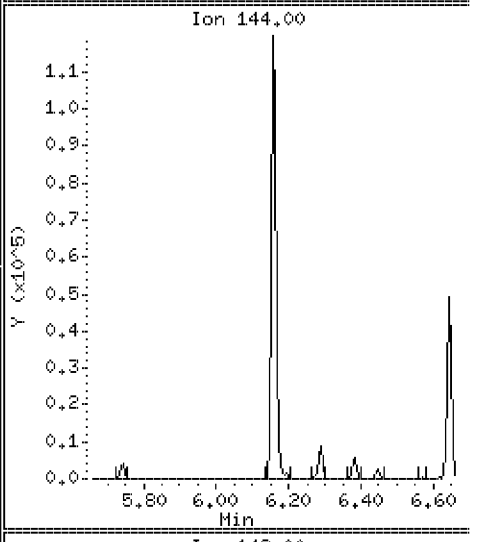

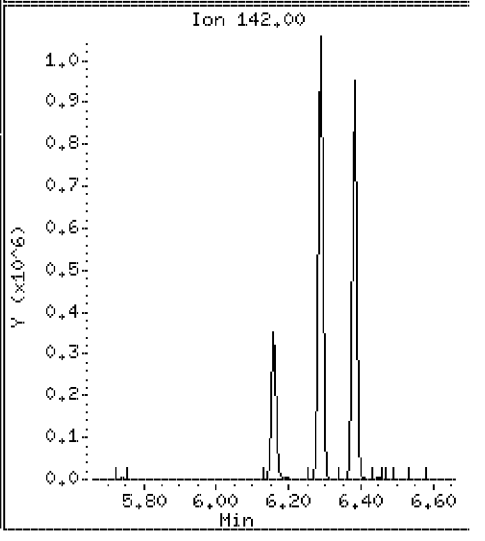

Data File: \\Svecd04\DD\chem\smsd03.i\S3042312.b\8270SEC2.D

Date : 23-APR-2012 13:33

Client ID: 8270SEC

Instrument: smsd03.i

Sample Info: 45872

Purge Volume: 1000.0

Operator: PEL

Column phase: HPMS-5

Column diameter: 0.25

53 2-Methylnaphthalene

Concentration: 45.5 ug/l

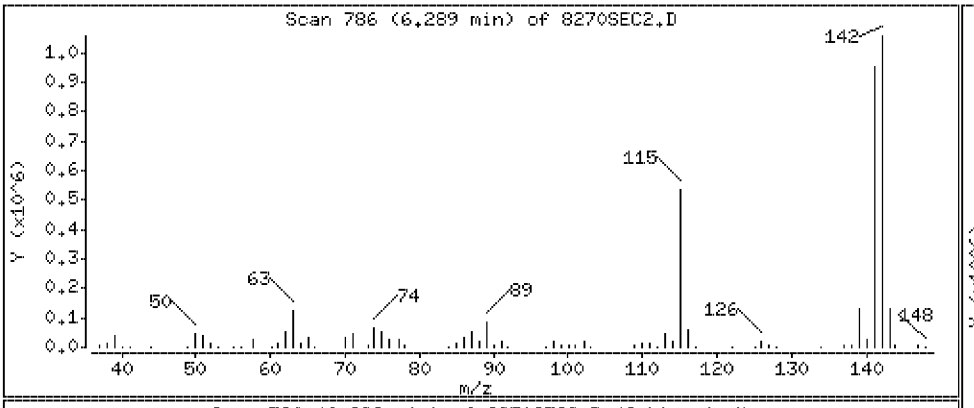

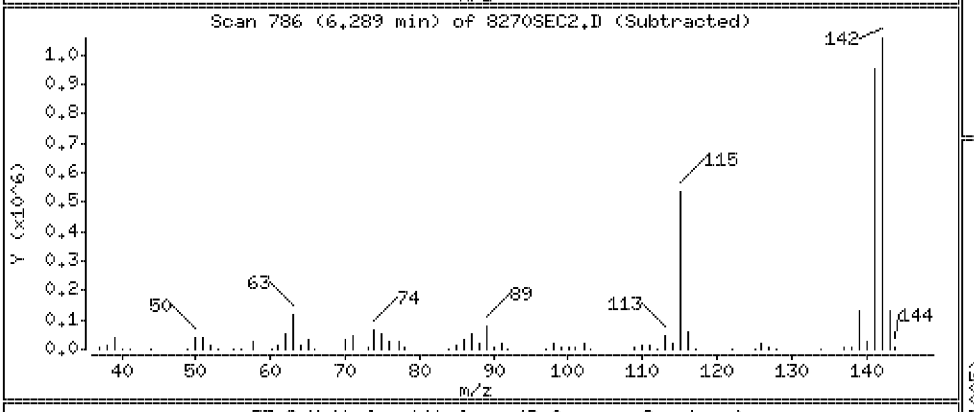

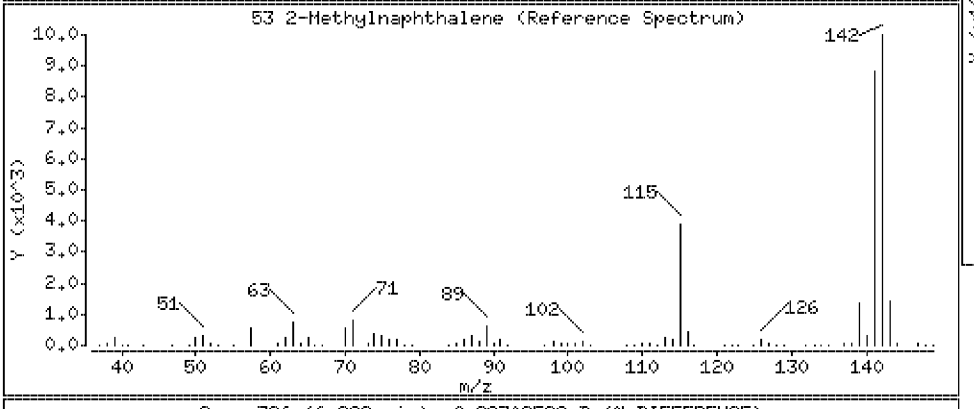

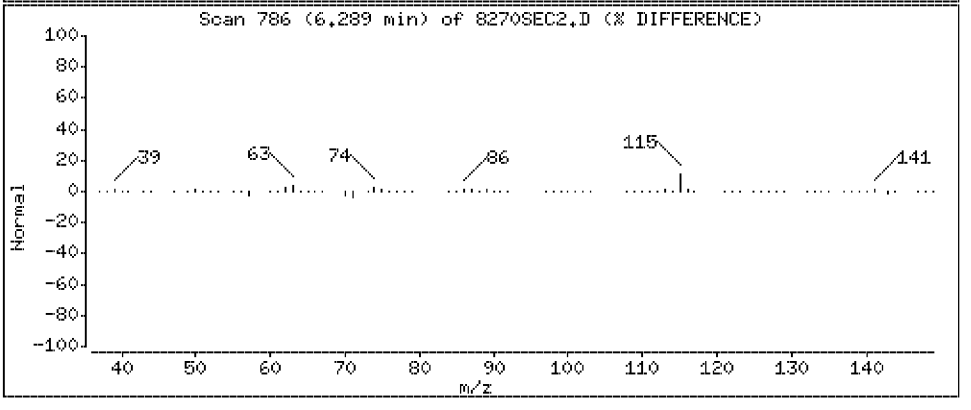

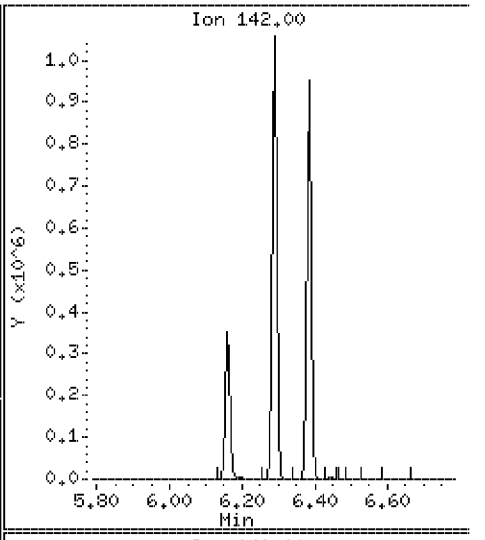

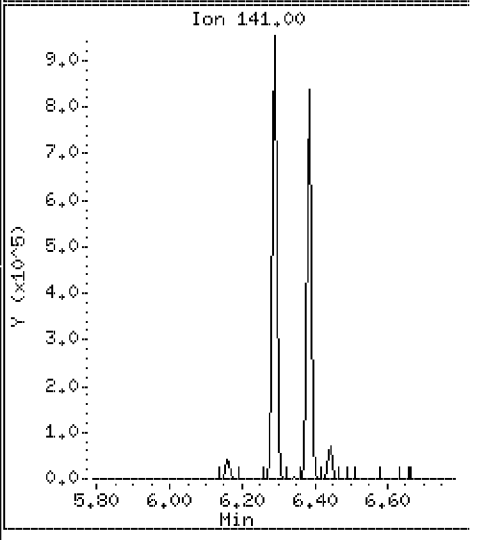

Data File: \\Svecd04\DD\chem\smsd03.i\S3042312.b\8270SEC2.D

Date : 23-APR-2012 13:33

Client ID: 8270SEC

Instrument: smsd03.i

Sample Info: 45872

Purge Volume: 1000.0

Operator: PEL

Column phase: HPMS-5

Column diameter: 0.25

54 1-Methylnaphthalene

Concentration: 43.7 ug/l

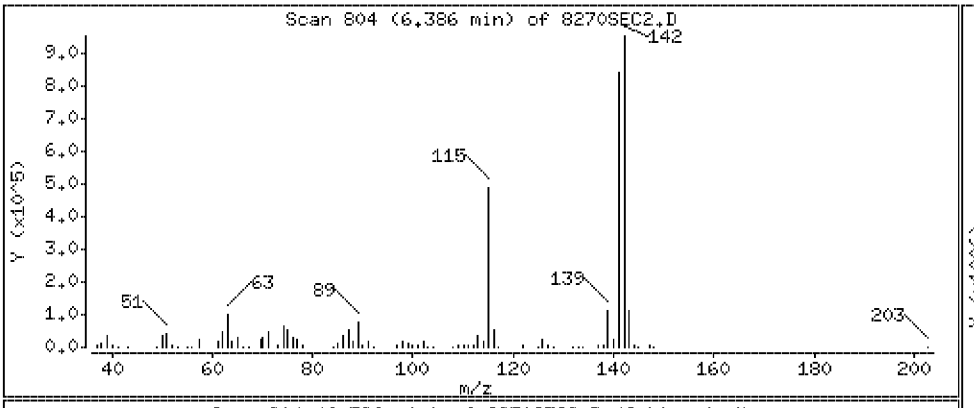

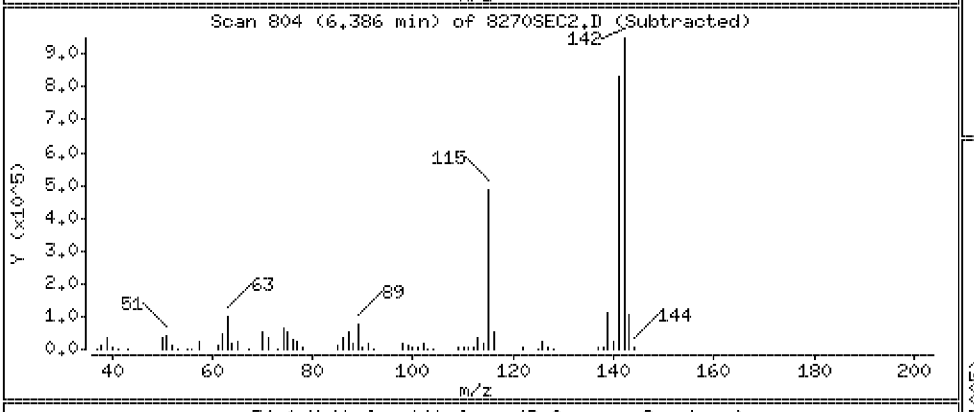

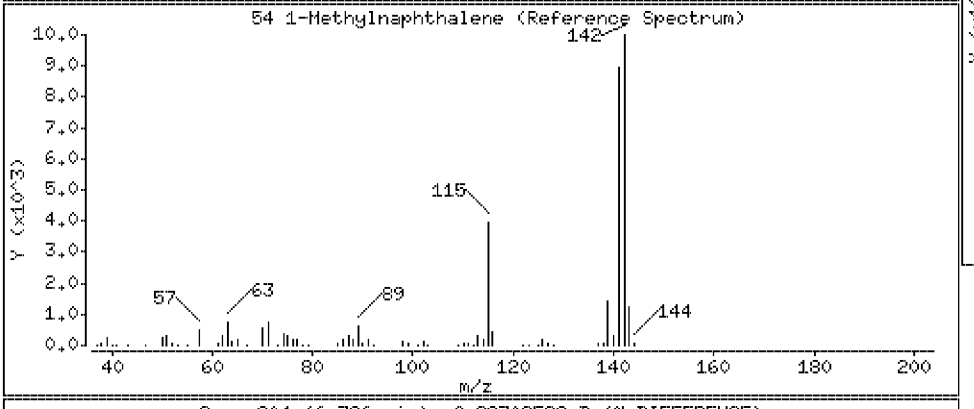

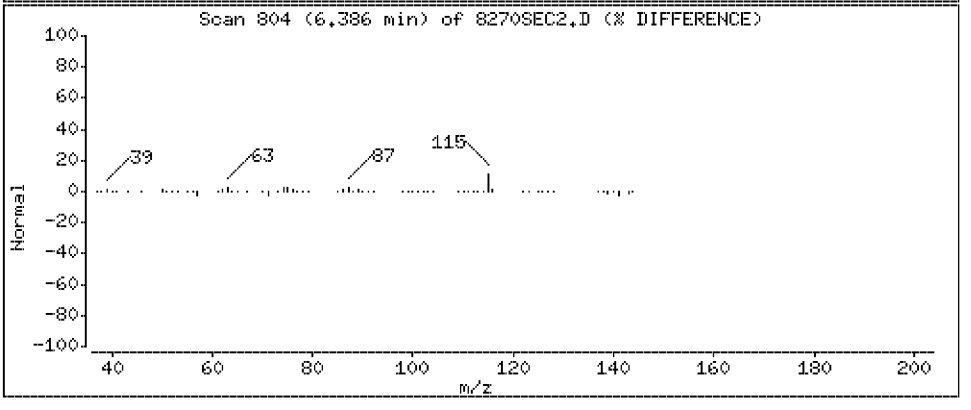

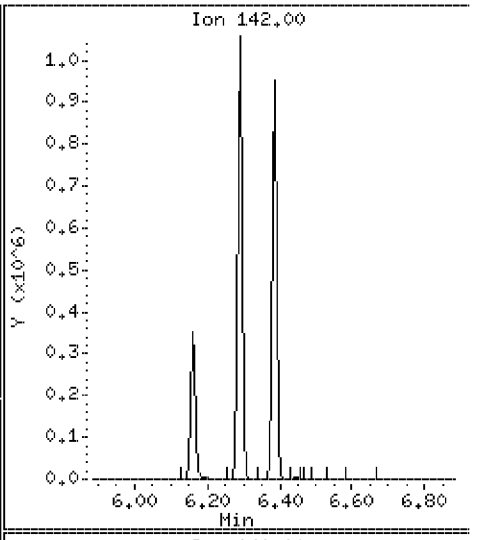

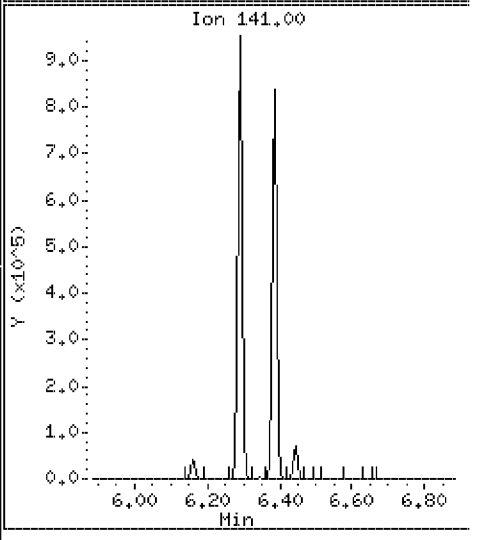

Data File: \\Svecd04\DD\chem\smsd03.i\S3042312.b\8270SEC2.D

Date : 23-APR-2012 13:33

Client ID: 8270SEC

Instrument: smsd03.i

Sample Info: 45872

Purge Volume: 1000.0

Operator: PEL

Column phase: HPMS-5

Column diameter: 0.25

55 Hexachlorocyclopentadiene

Concentration: 47.4 ug/l

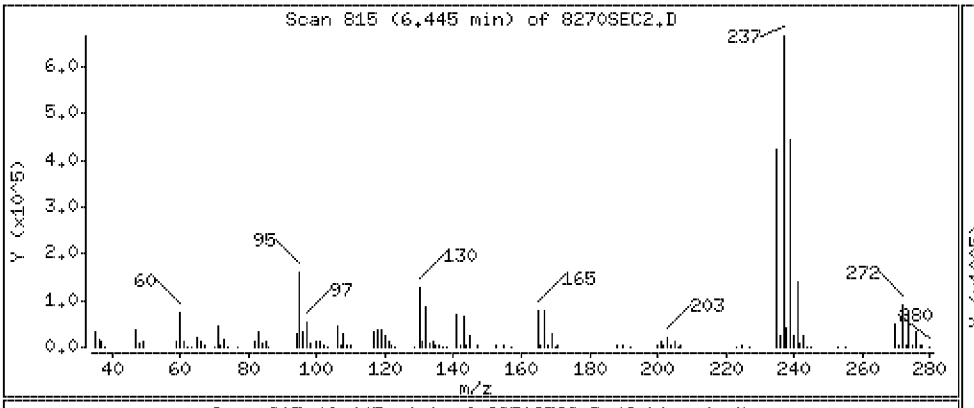

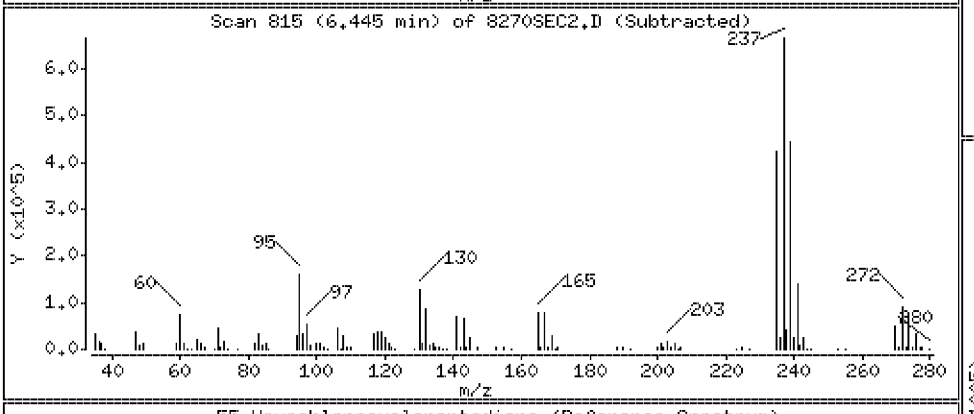

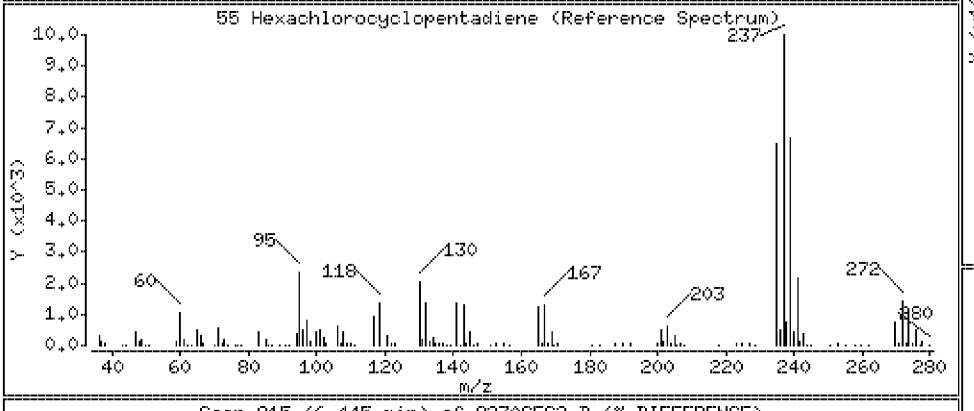

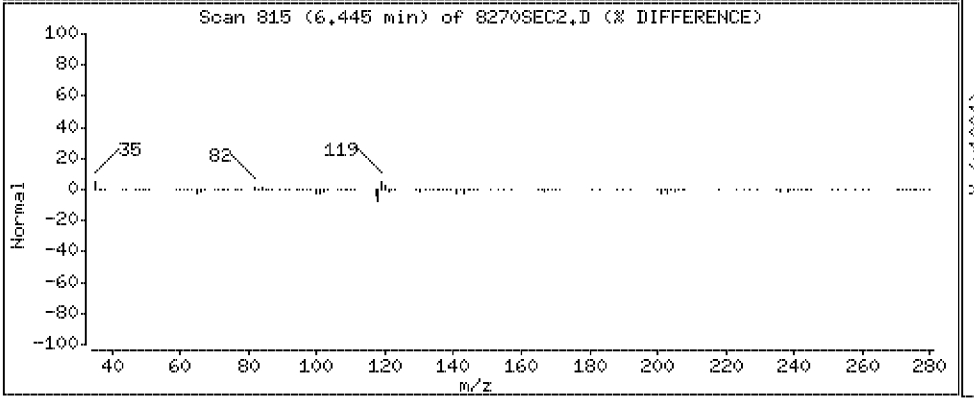

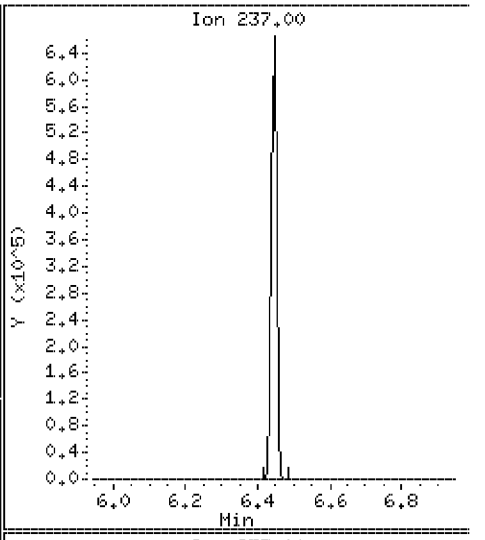

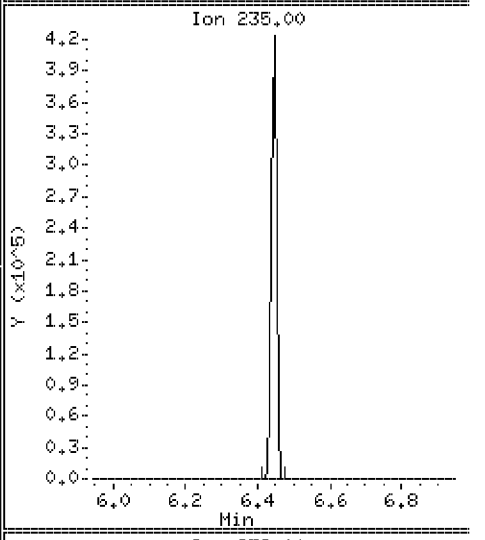

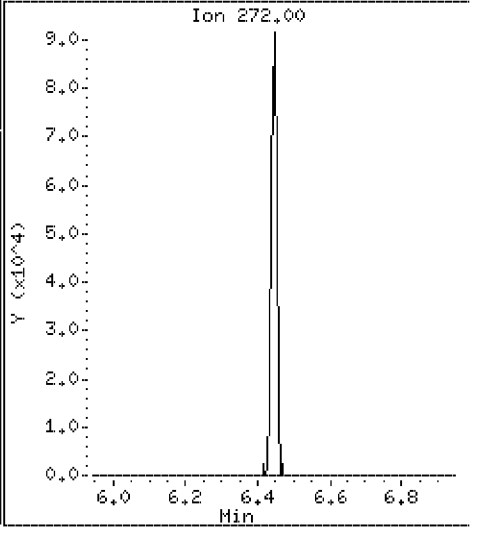

Data File: \\Svecd04\DD\chem\smsd03.i\S3042312.b\8270SEC2.D

Date : 23-APR-2012 13:33

Client ID: 8270SEC

Instrument: smsd03.i

Sample Info: 45872

Purge Volume: 1000.0

Operator: PEL

Column phase: HPMS-5

Column diameter: 0.25

57 2,4,6-Trichlorophenol

Concentration: 46.5 ug/l

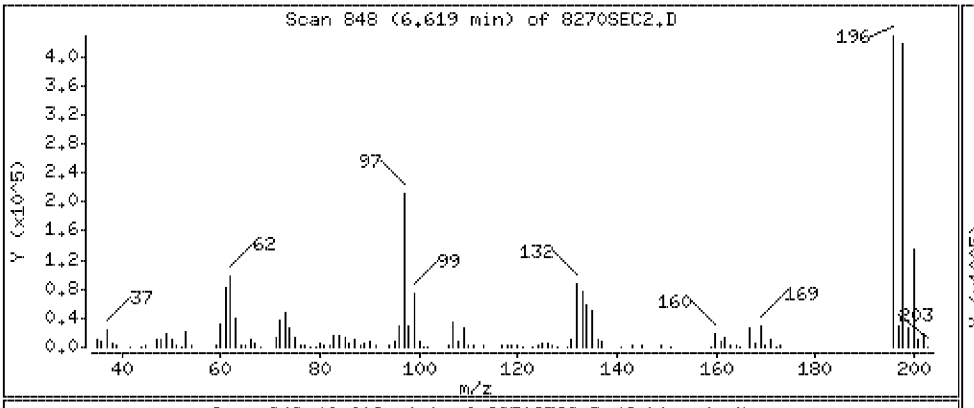

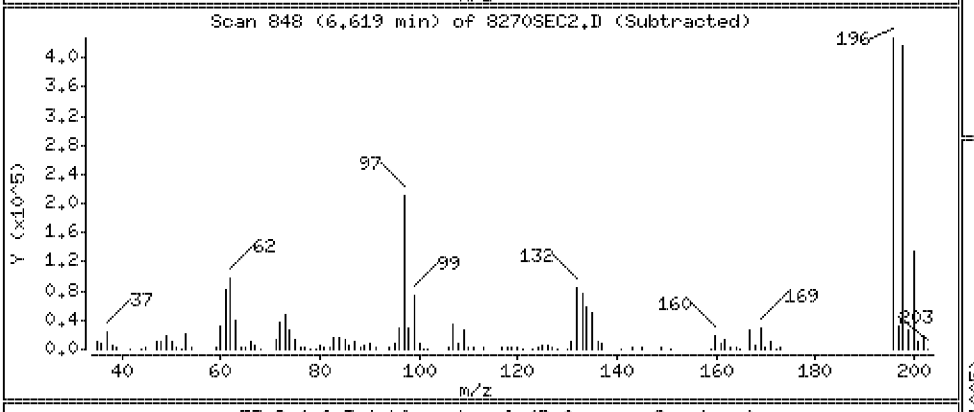

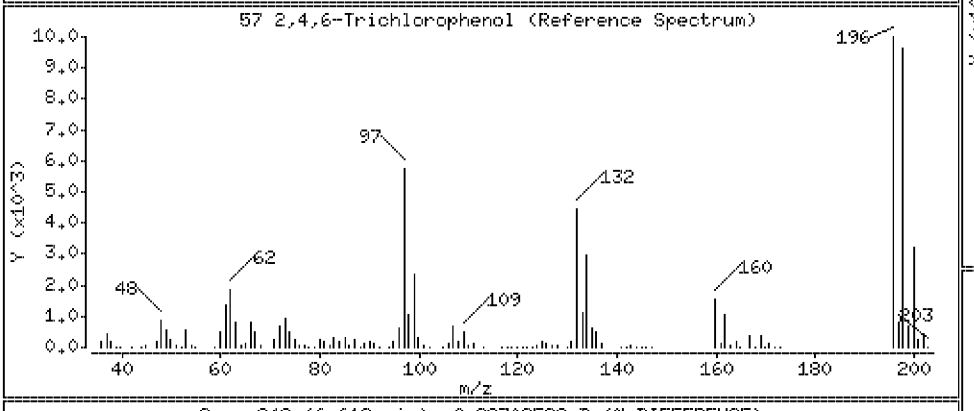

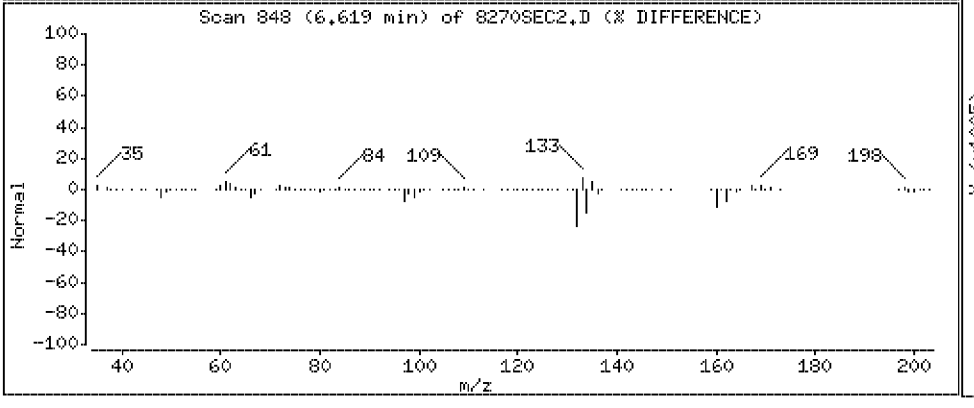

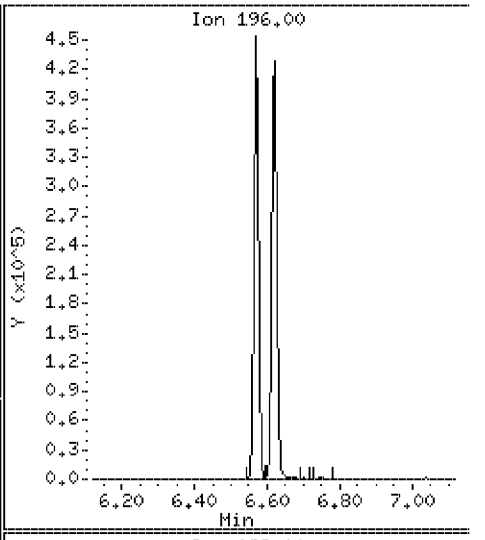

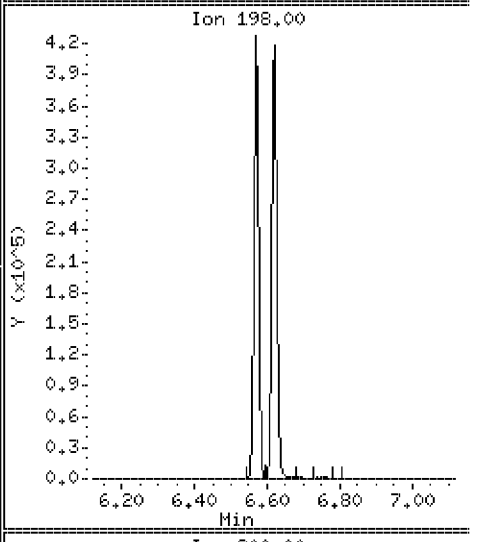

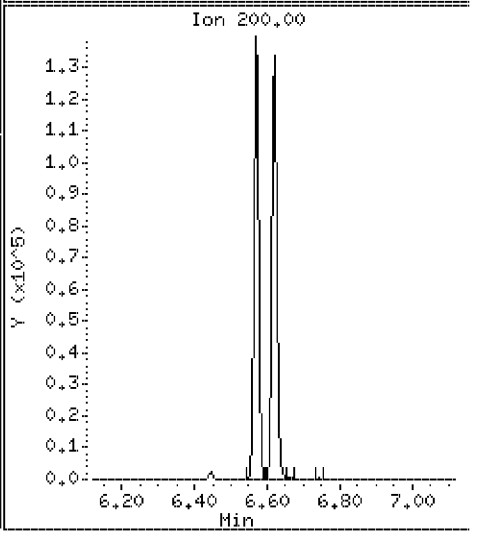

Data File: \\Svecd04\DD\chem\smsd03.i\S3042312.b\8270SEC2.D

Date : 23-APR-2012 13:33

Client ID: 8270SEC

Instrument: smsd03.i

Sample Info: 45872

Purge Volume: 1000.0

Operator: PEL

Column phase: HPMS-5

Column diameter: 0.25

58 2,4,5-Trichlorophenol

Concentration: 46.9 ug/l

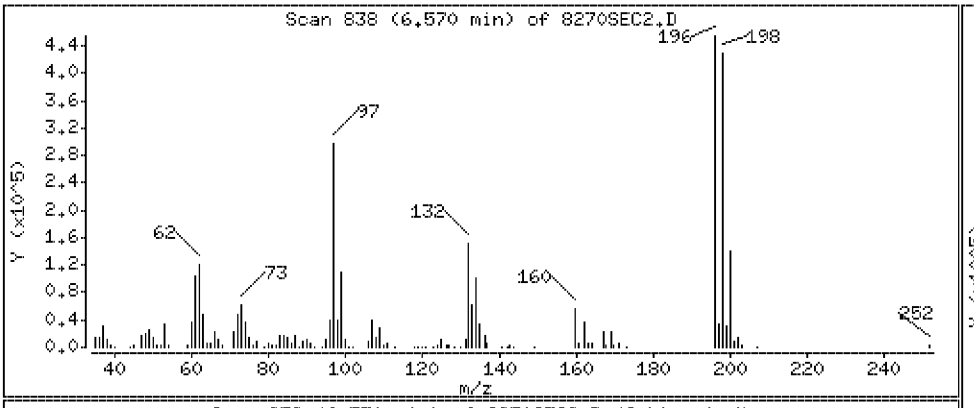

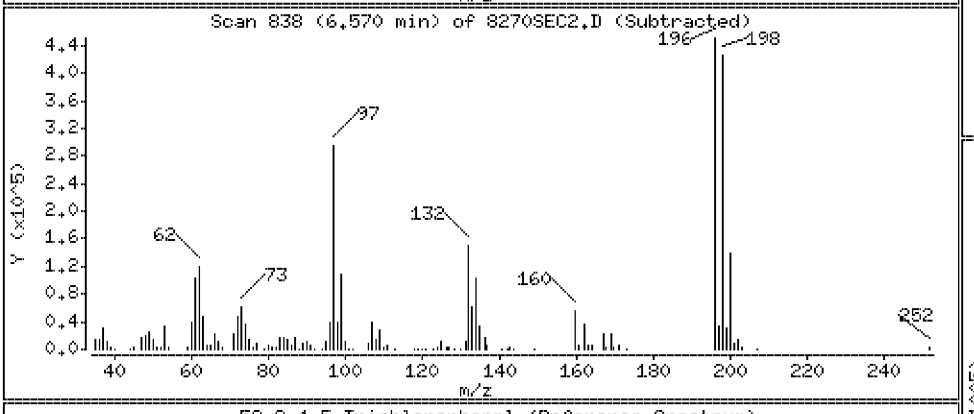

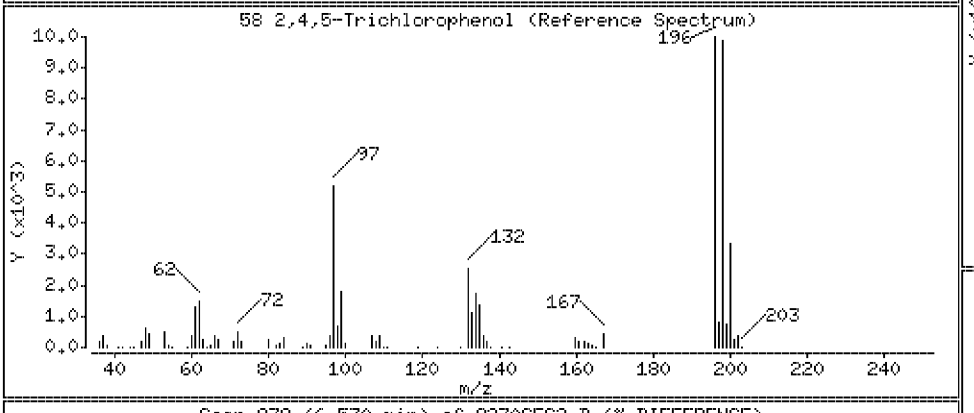

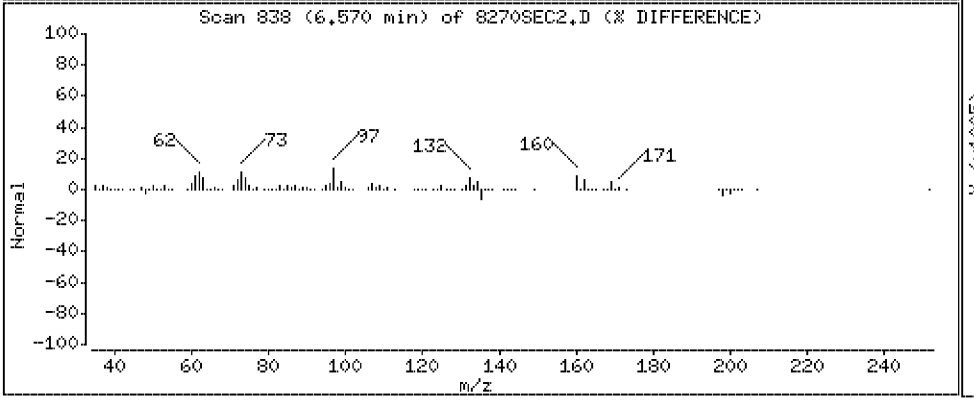

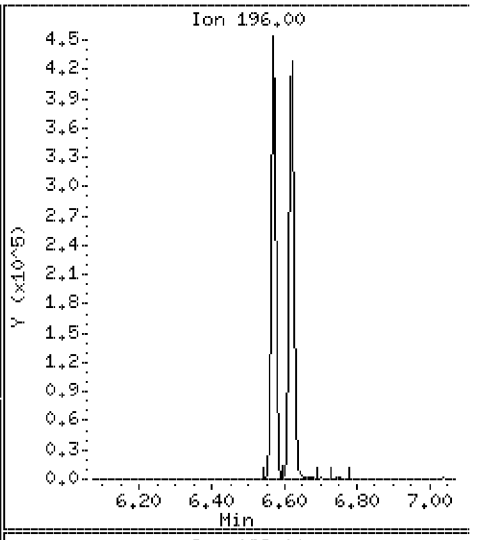

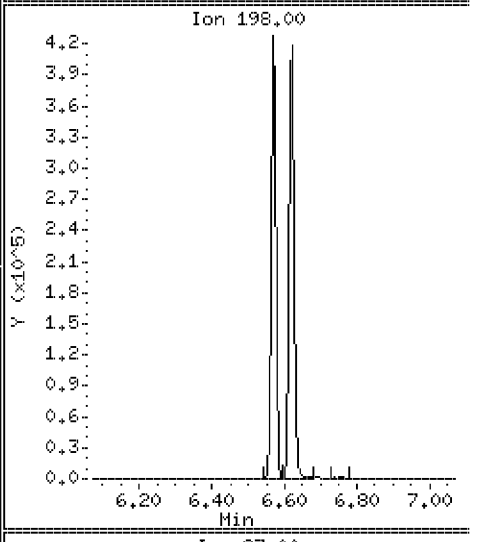

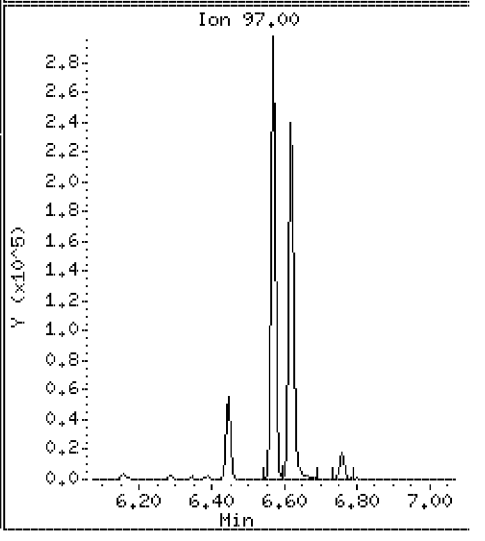

Data File: \\Svecd04\DD\chem\smsd03.i\S3042312.b\8270SEC2.D

Date : 23-APR-2012 13:33

Client ID: 8270SEC

Instrument: smsd03.i

Sample Info: 45872

Purge Volume: 1000.0

Operator: PEL

Column phase: HPMS-5

Column diameter: 0.25

62 2-Chloronaphthalene

Concentration: 46.4 ug/l

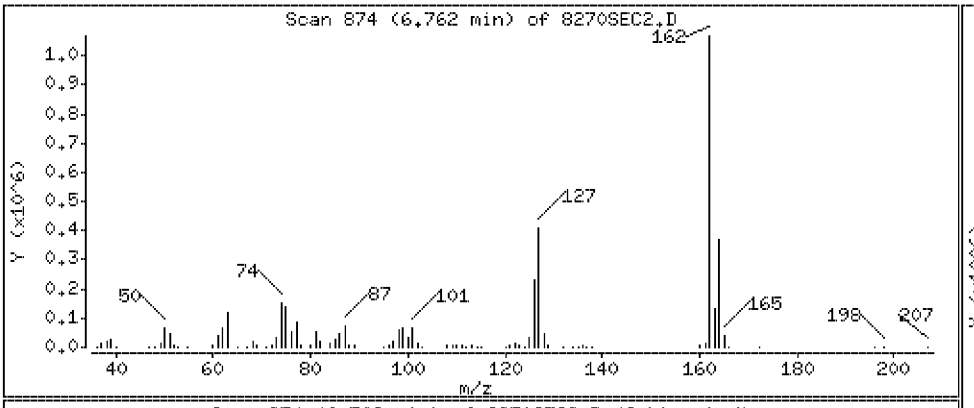

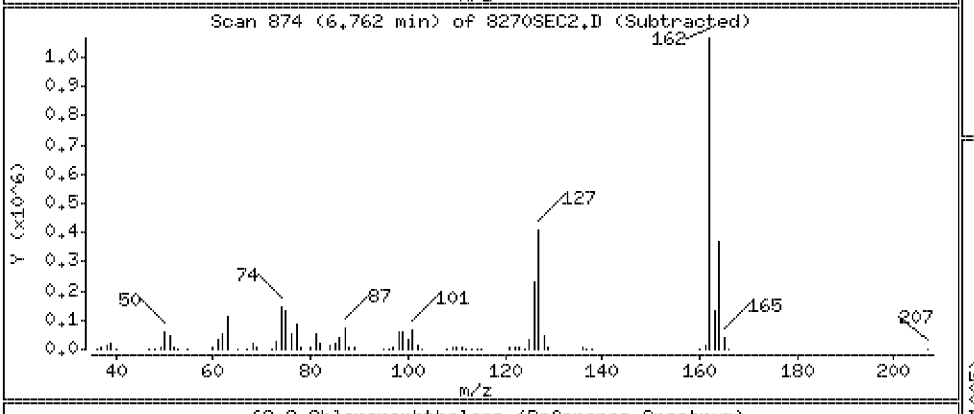

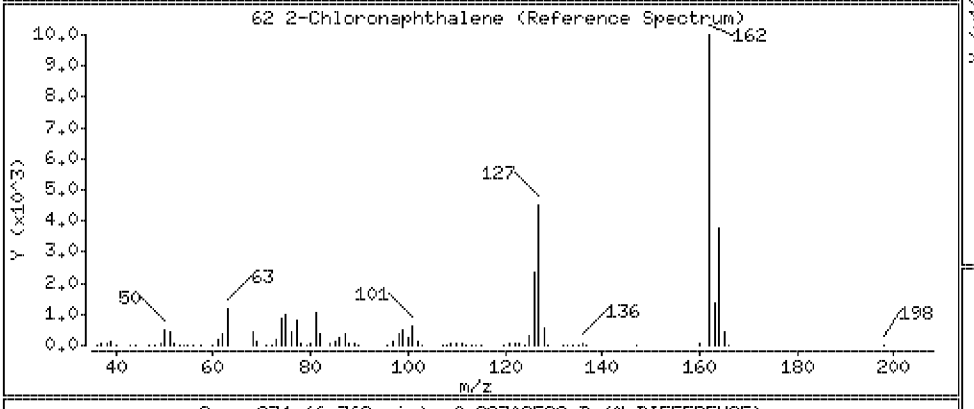

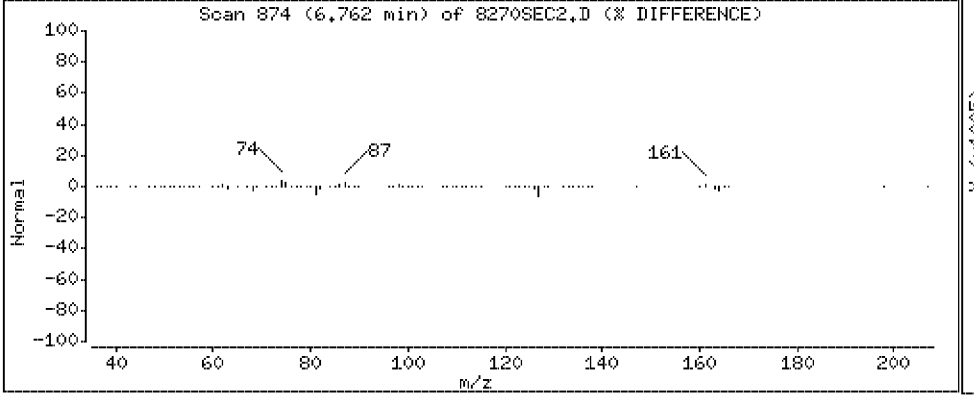

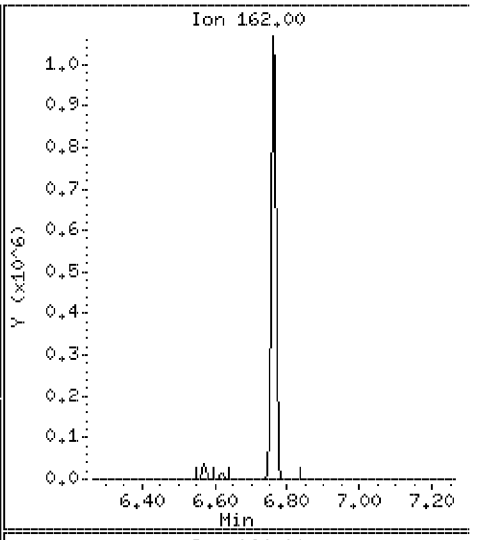

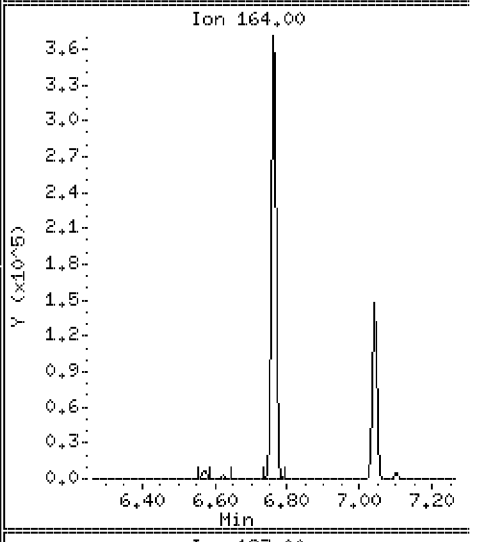

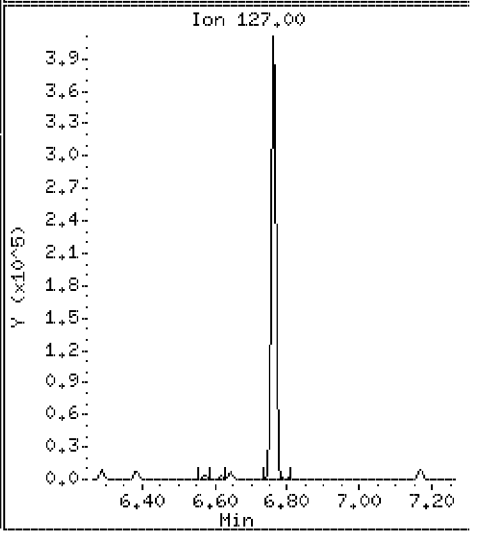

Data File: \\Svecd04\DD\chem\smsd03.i\S3042312.b\8270SEC2.D

Date : 23-APR-2012 13:33

Client ID: 8270SEC

Instrument: smsd03.i

Sample Info: 45872

Purge Volume: 1000.0

Operator: PEL

Column phase: HPMS-5

Column diameter: 0.25

63 2-Nitroaniline

Concentration: 48.7 ug/l

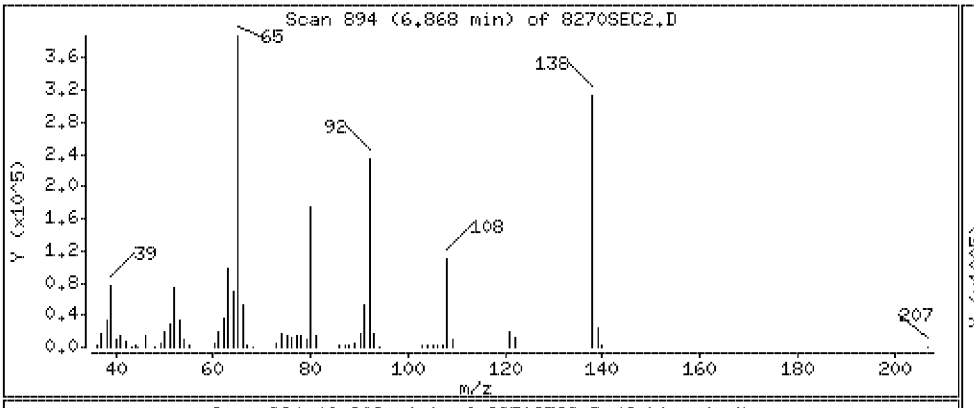

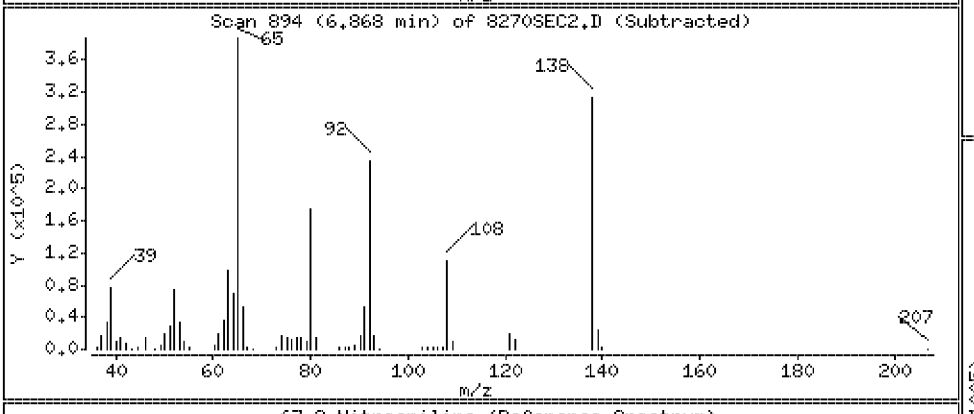

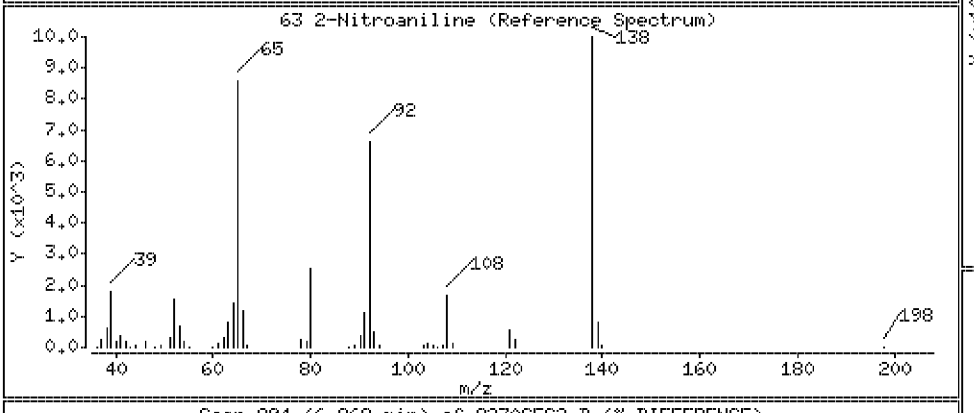

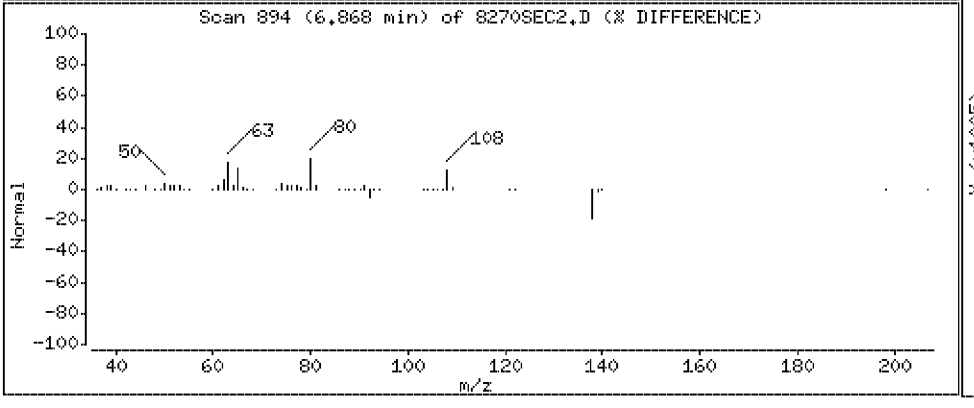

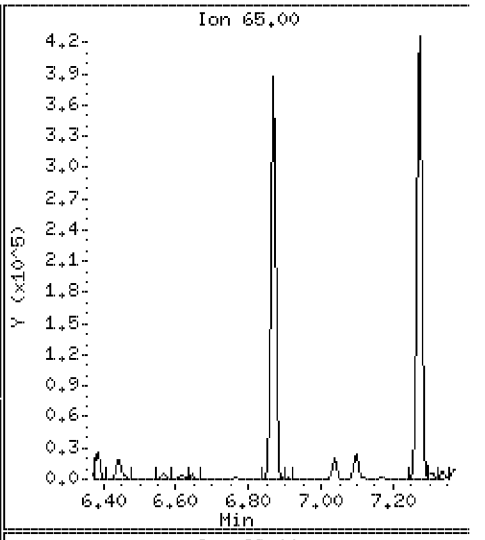

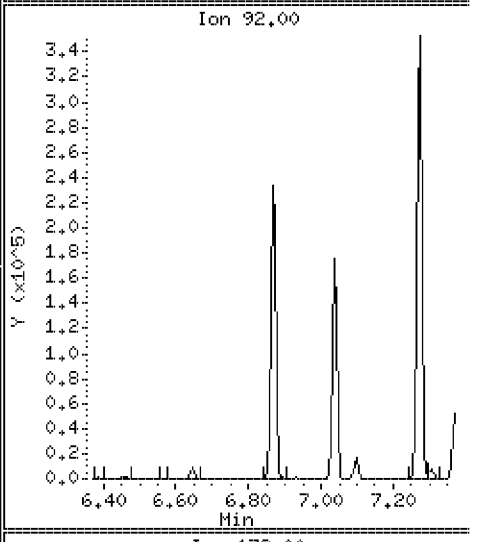

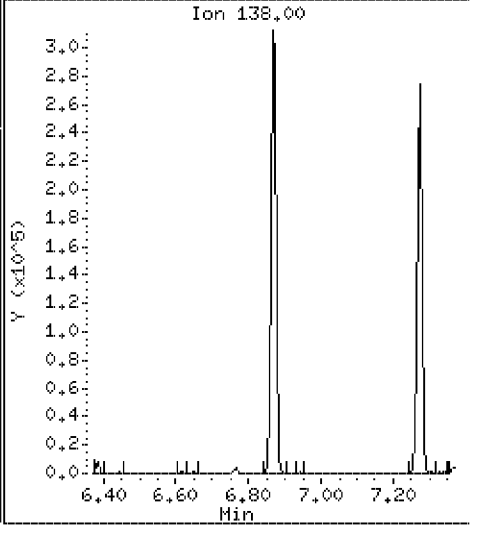

Data File: \\Svecd04\DD\chem\smsd03.i\S3042312.b\8270SEC2.D

Date : 23-APR-2012 13:33

Client ID: 8270SEC

Instrument: smsd03.i

Sample Info: 45872

Purge Volume: 1000.0

Operator: PEL

Column phase: HPMS-5

Column diameter: 0.25

65 Dimethylphthalate

Concentration: 48.0 ug/l

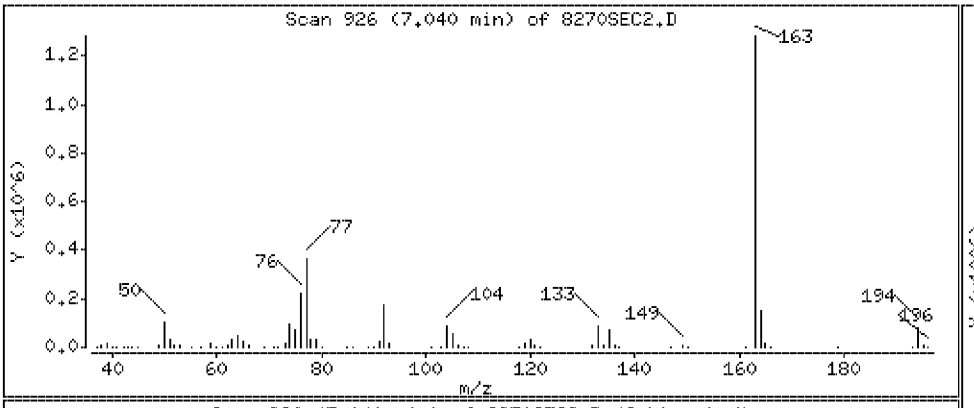

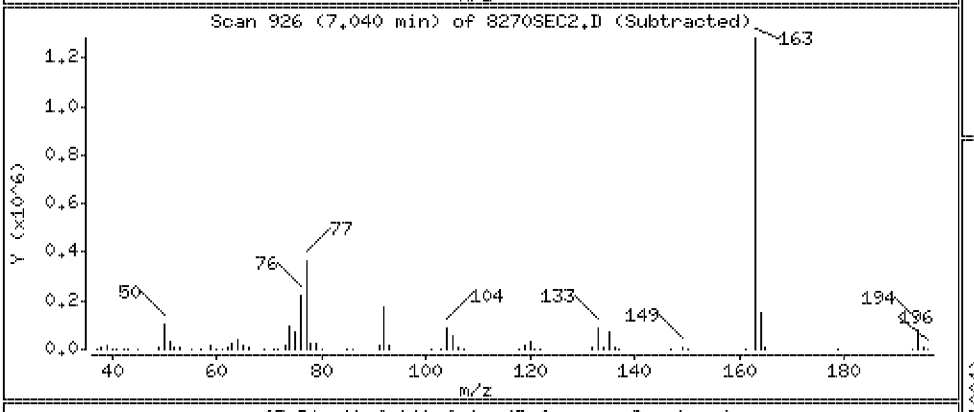

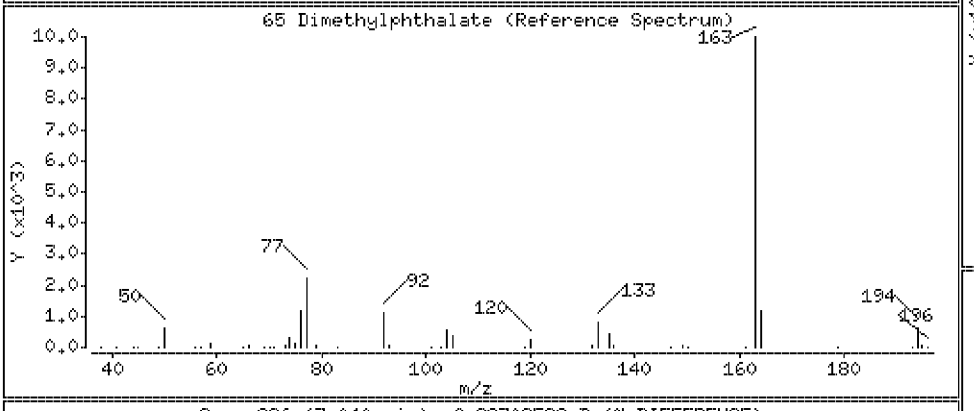

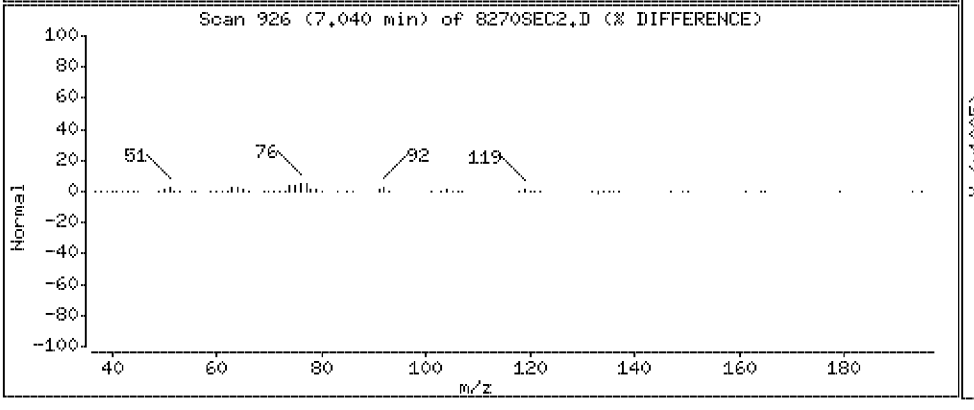

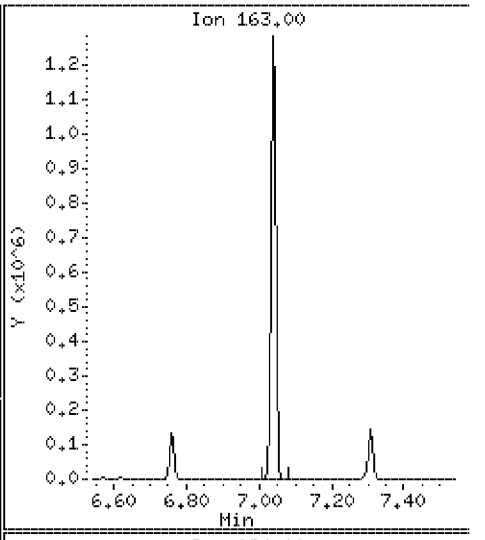

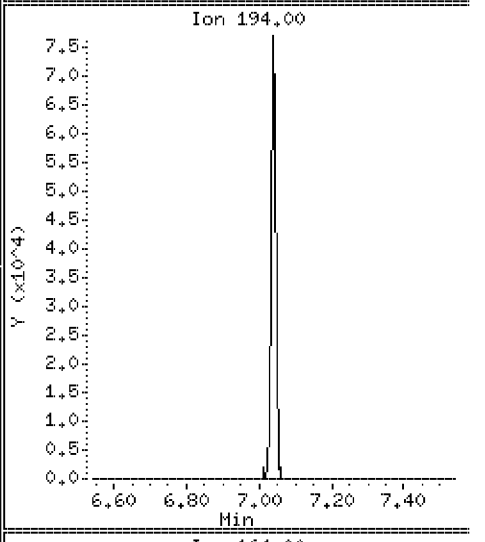

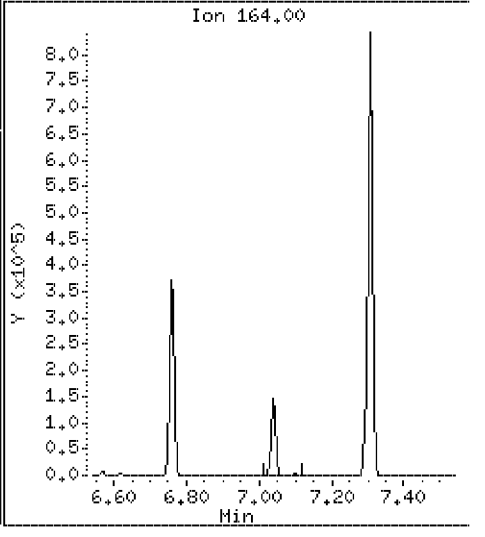

Data File: \\Svecd04\DD\chem\smsd03.i\S3042312.b\8270SEC2.D

Date : 23-APR-2012 13:33

Client ID: 8270SEC

Instrument: smsd03.i

Sample Info: 45872

Purge Volume: 1000.0

Operator: PEL

Column phase: HPMS-5

Column diameter: 0.25

68 Acenaphthylene

Concentration: 48.1 ug/l

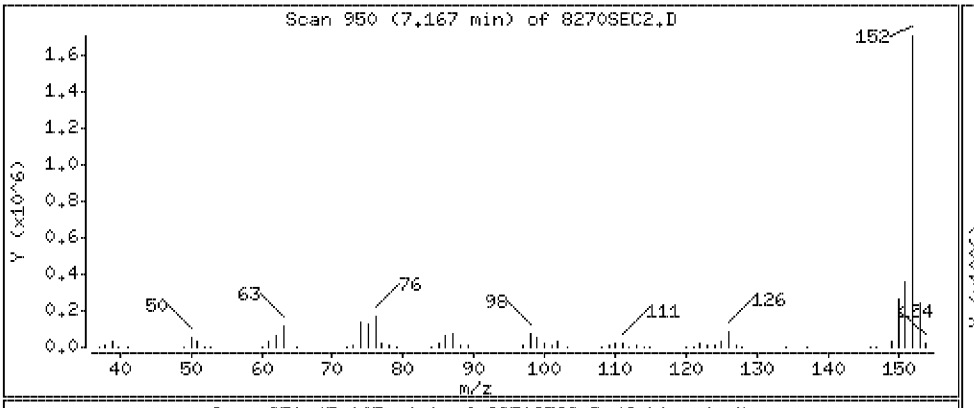

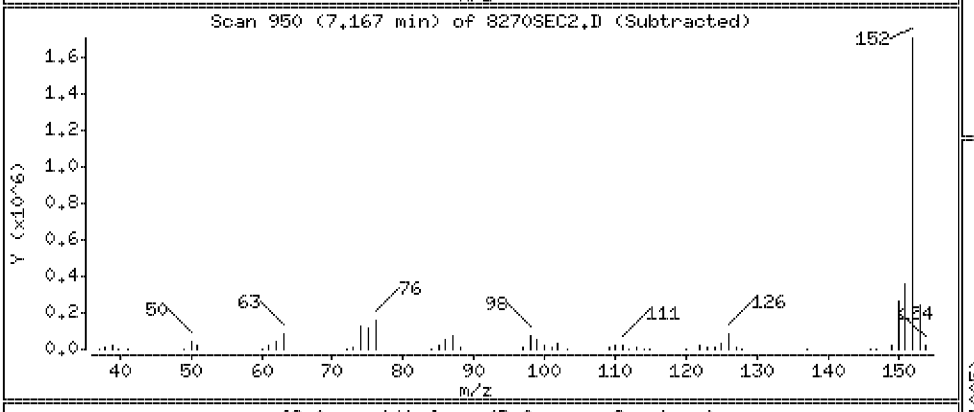

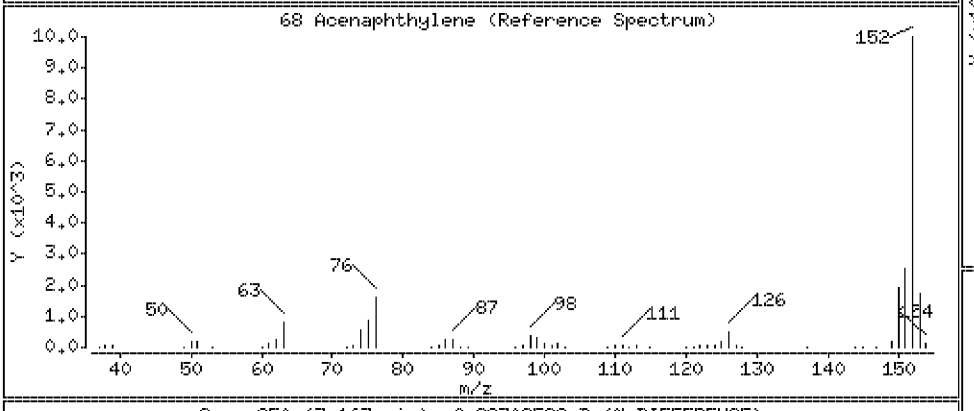

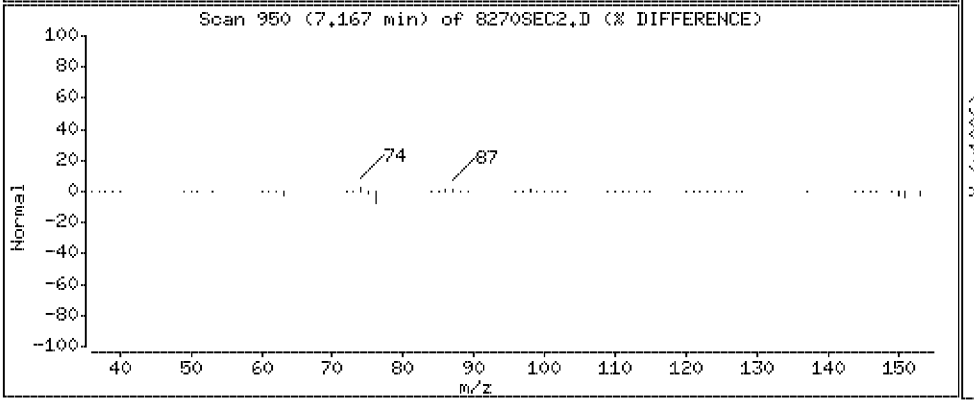

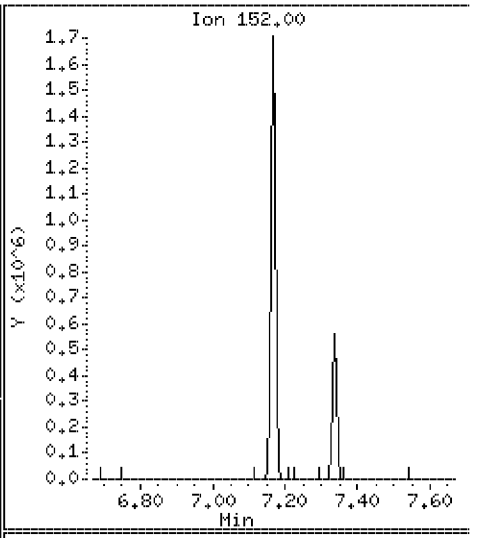

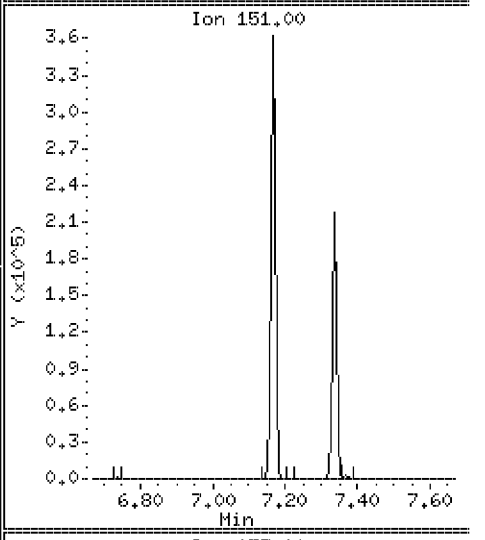

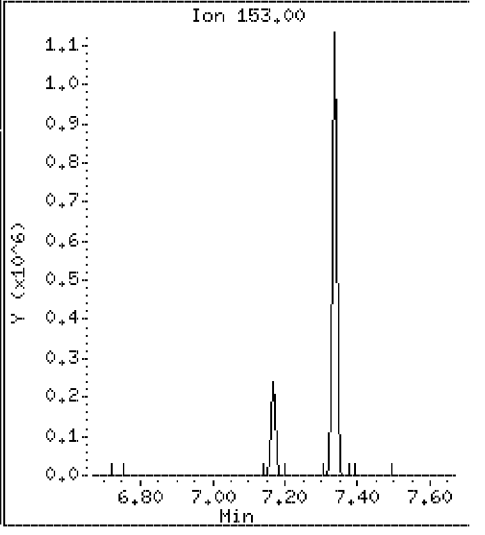

Data File: \\Svecd04\DD\chem\smsd03.i\S3042312.b\8270SEC2.D

Date : 23-APR-2012 13:33

Client ID: 8270SEC

Instrument: smsd03.i

Sample Info: 45872

Purge Volume: 1000.0

Operator: PEL

Column phase: HPMS-5

Column diameter: 0.25

67 2,6-Dinitrotoluene

Concentration: 47.0 ug/l

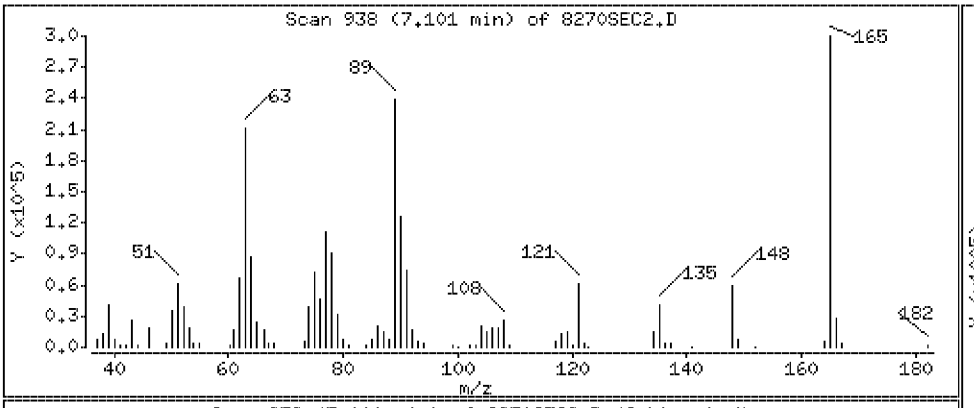

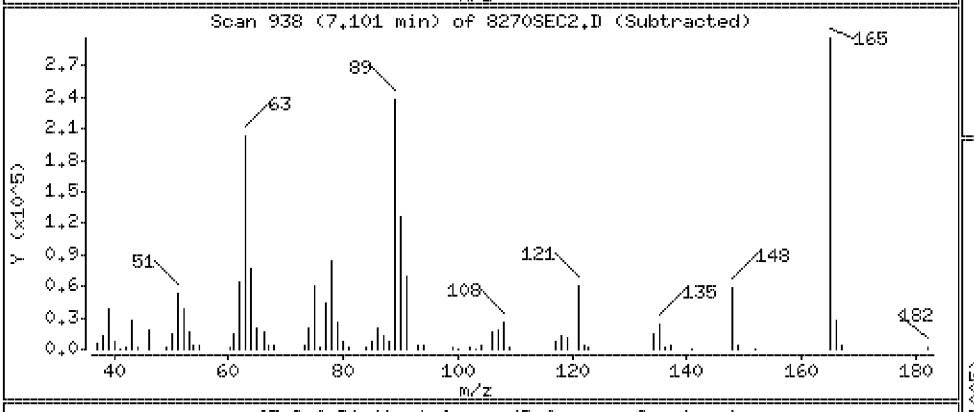

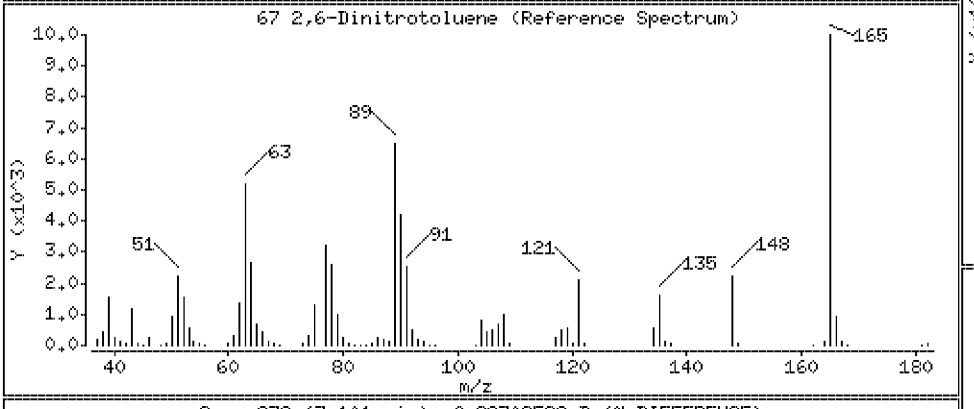

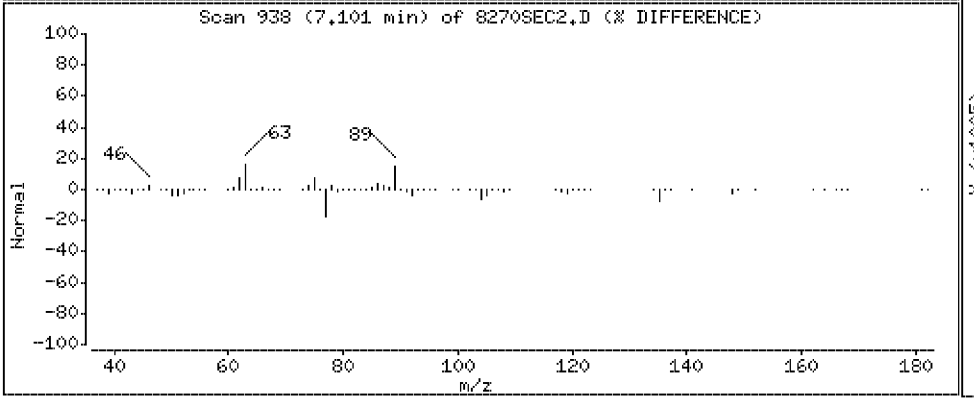

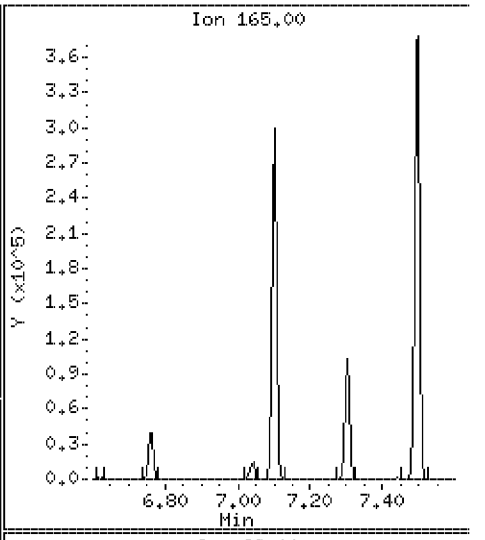

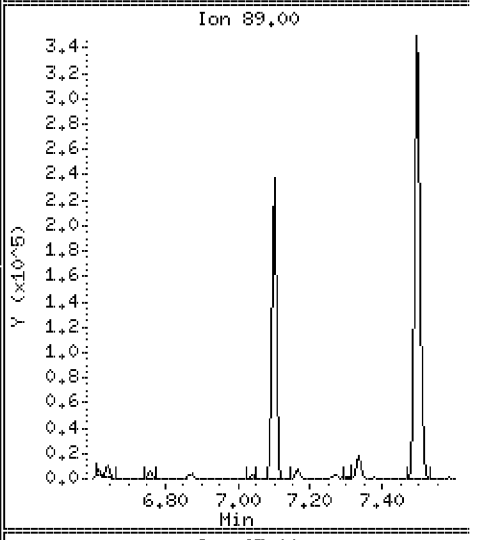

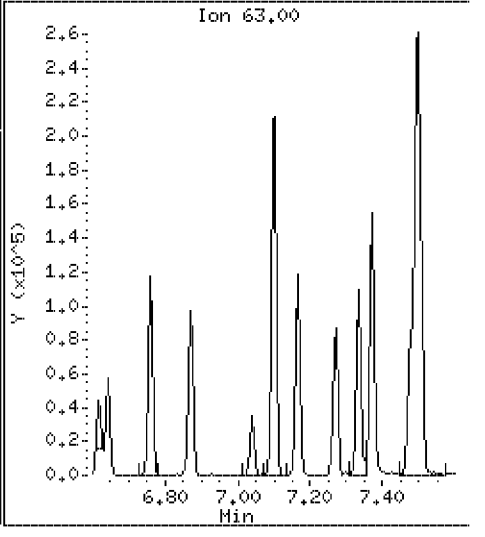

Data File: \\Svecd04\DD\chem\smsd03.i\S3042312.b\8270SEC2.D

Date : 23-APR-2012 13:33

Client ID: 8270SEC

Instrument: smsd03.i

Sample Info: 45872

Purge Volume: 1000.0

Operator: PEL

Column phase: HPMS-5

Column diameter: 0.25

69 3-Nitroaniline

Concentration: 49.4 ug/l

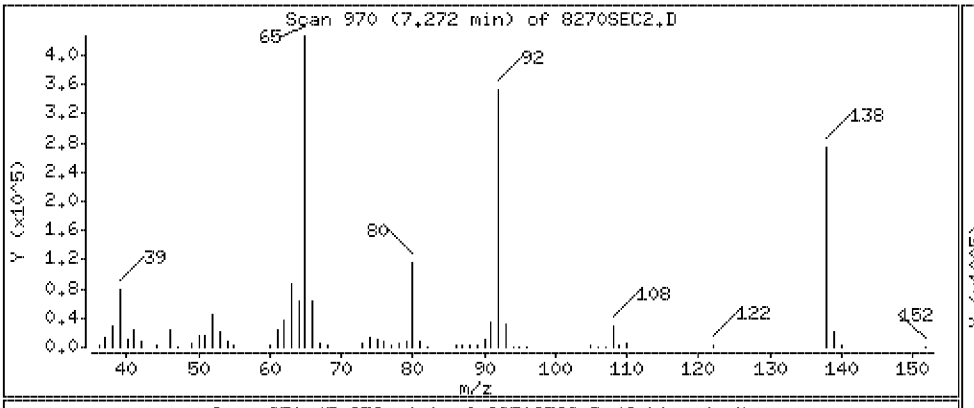

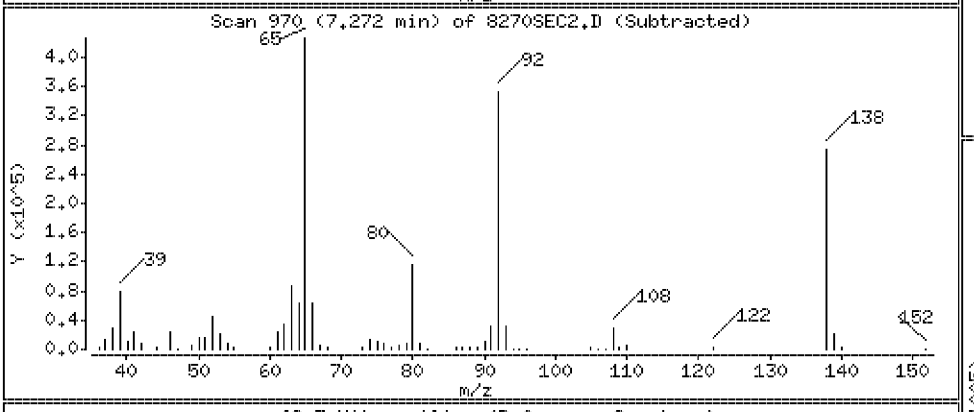

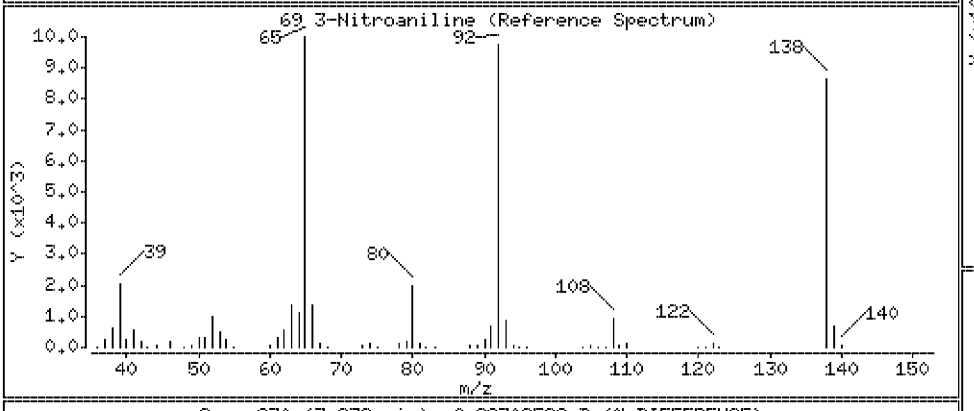

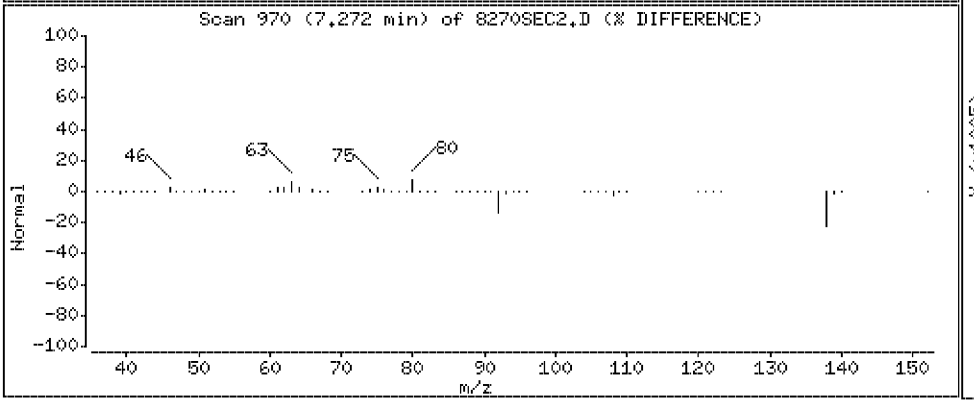

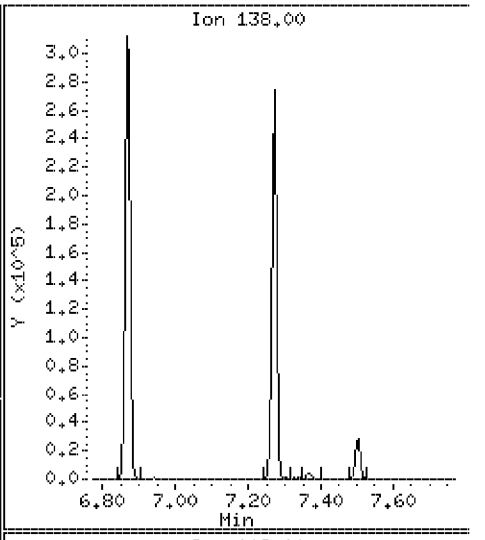

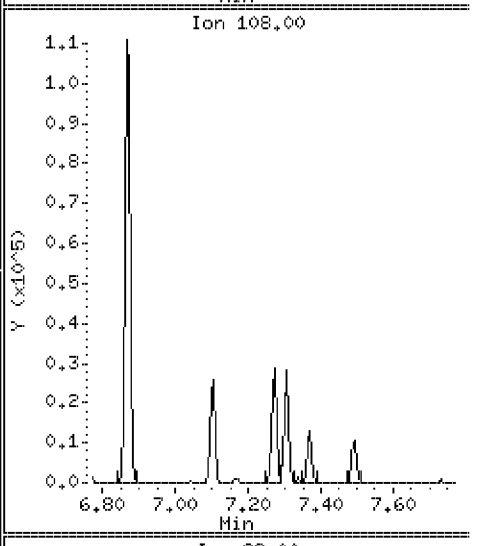

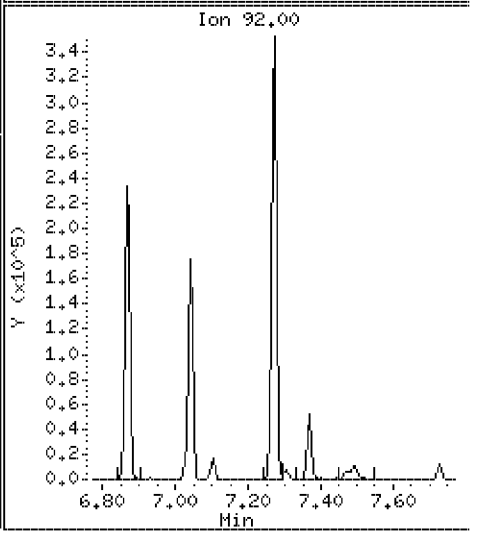

Data File: \\Svecd04\DD\chem\smsd03.i\S3042312.b\8270SEC2.D

Date : 23-APR-2012 13:33

Client ID: 8270SEC

Instrument: smsd03.i

Sample Info: 45872

Purge Volume: 1000.0

Operator: PEL

Column phase: HPMS-5

Column diameter: 0.25

71 Acenaphthene

Concentration: 46.4 ug/l

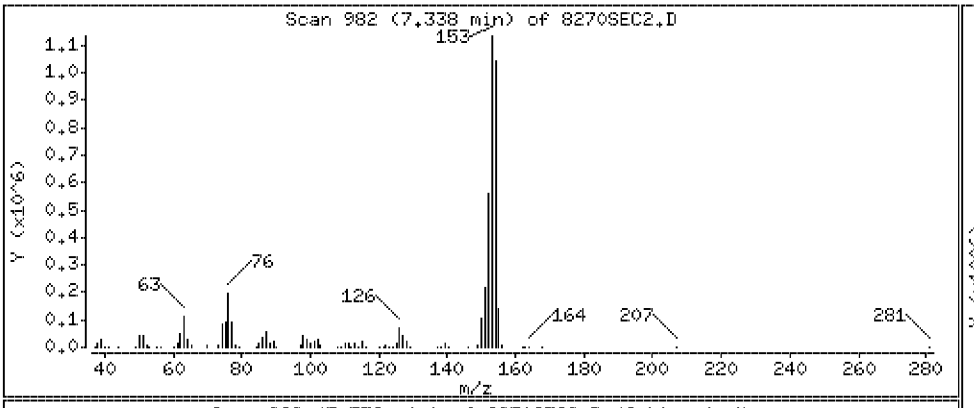

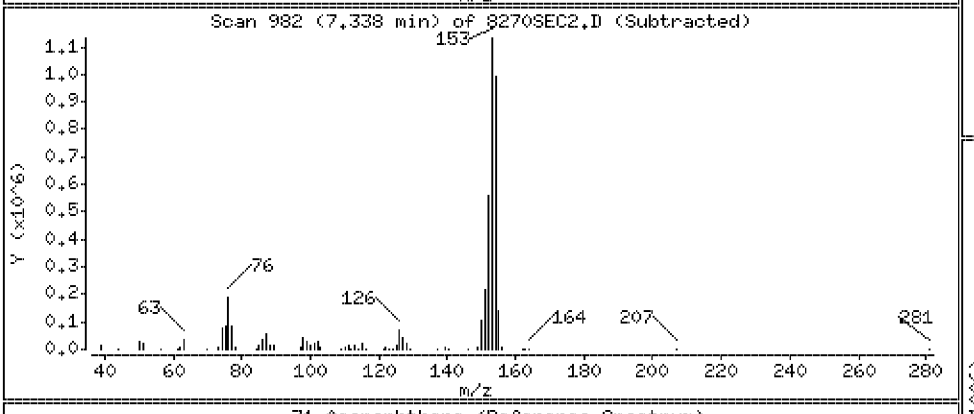

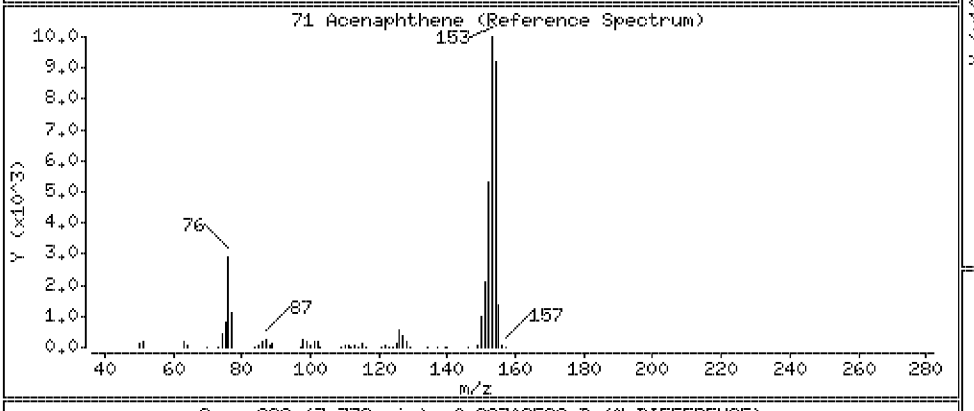

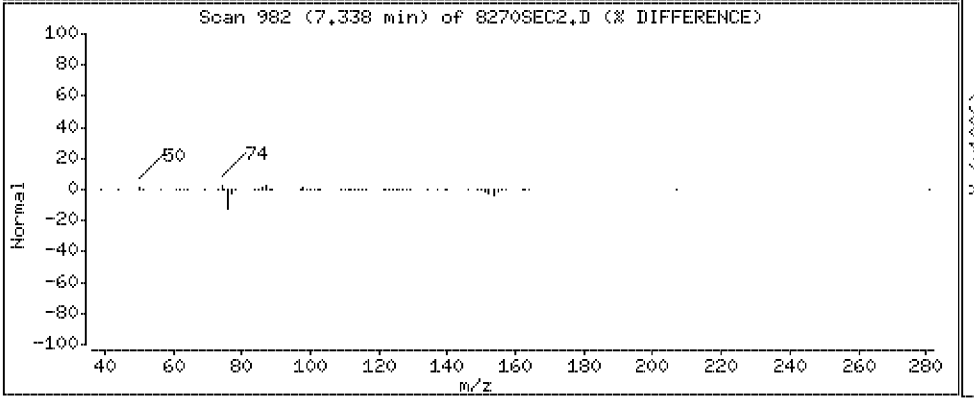

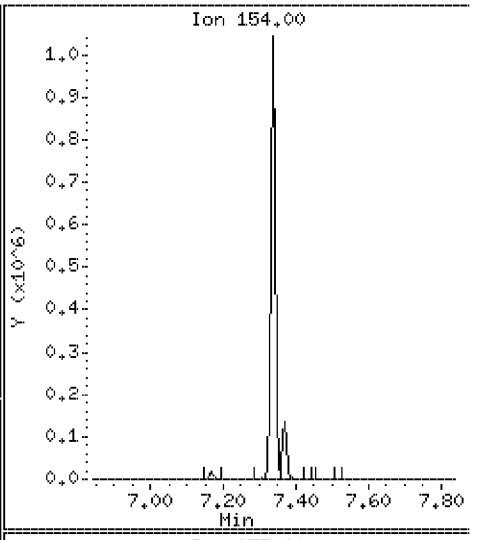

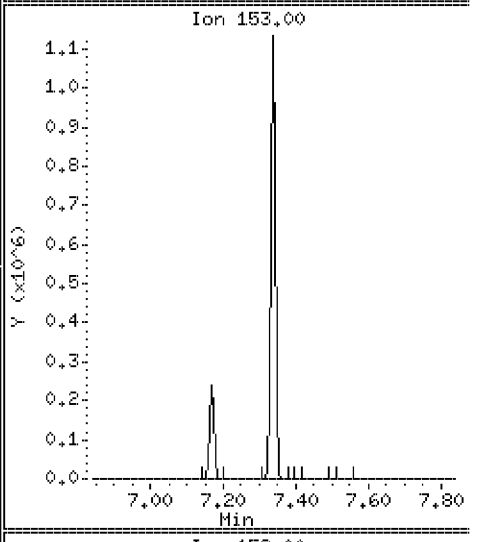

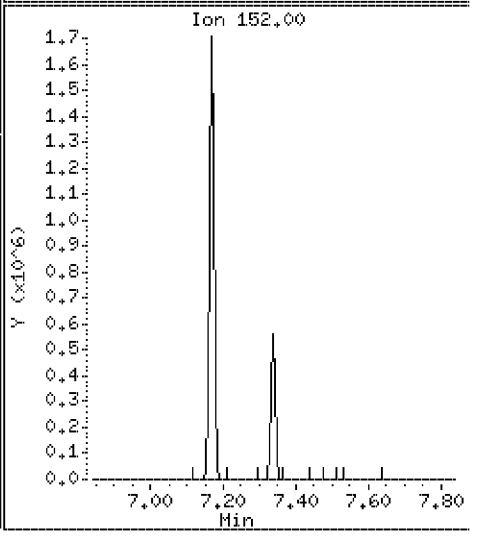

Data File: \\Svecd04\DD\chem\smsd03.i\S3042312.b\8270SEC2.D

Date : 23-APR-2012 13:33

Client ID: 8270SEC

Instrument: smsd03.i

Sample Info: 45872

Purge Volume: 1000.0

Operator: PEL

Column phase: HPMS-5

Column diameter: 0.25

72 2,4-Dinitrophenol

Concentration: 49.6 ug/l

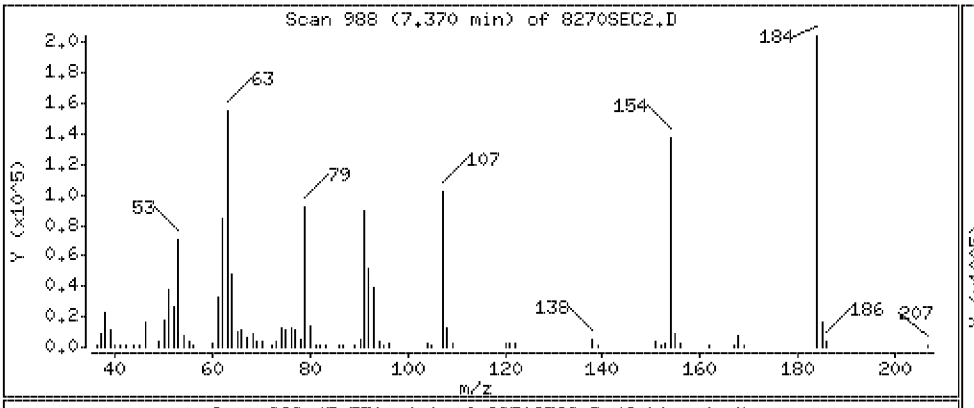

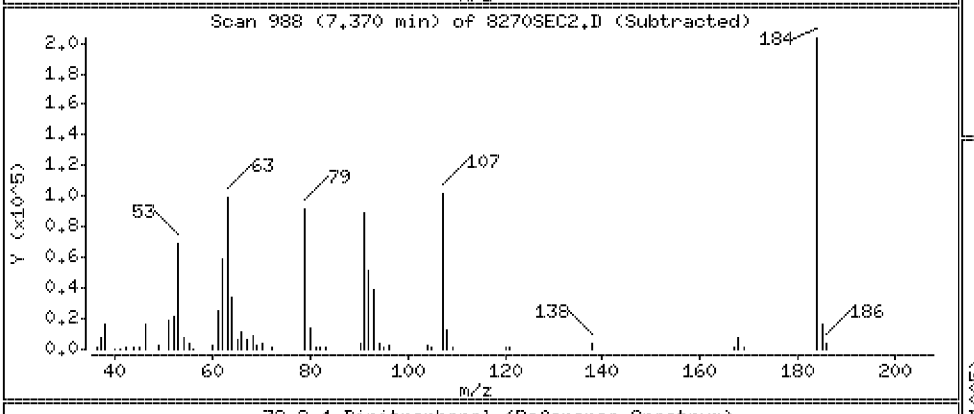

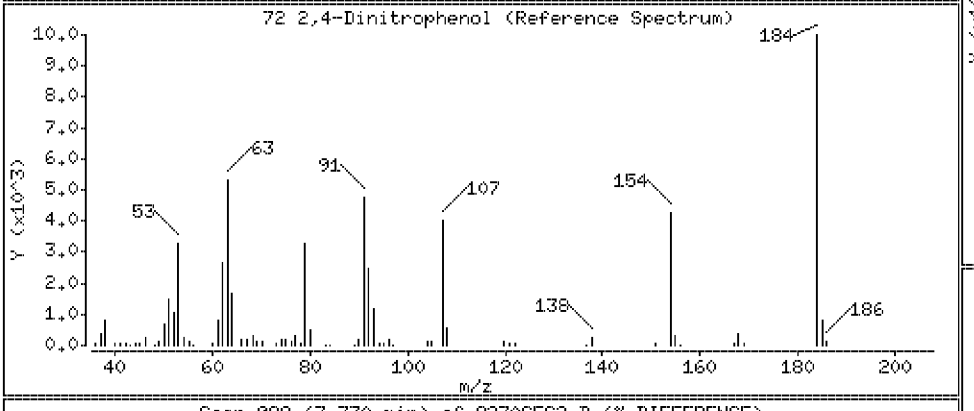

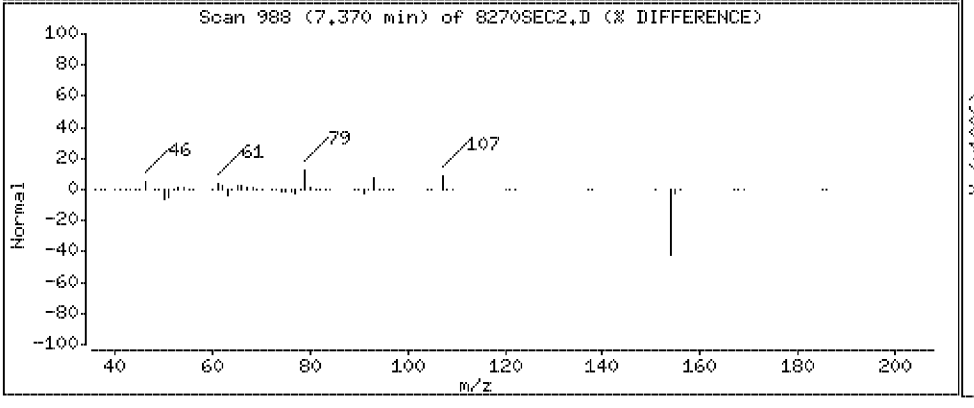

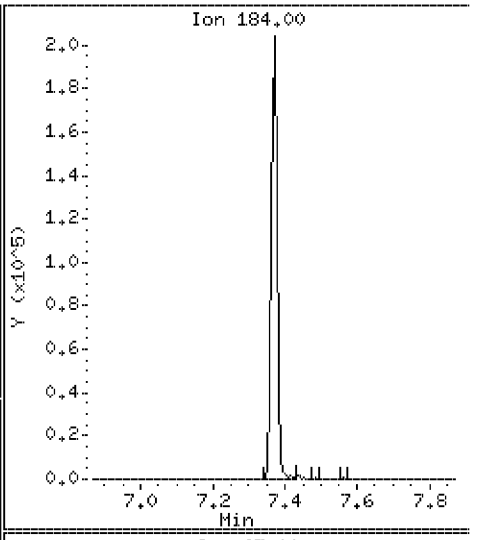

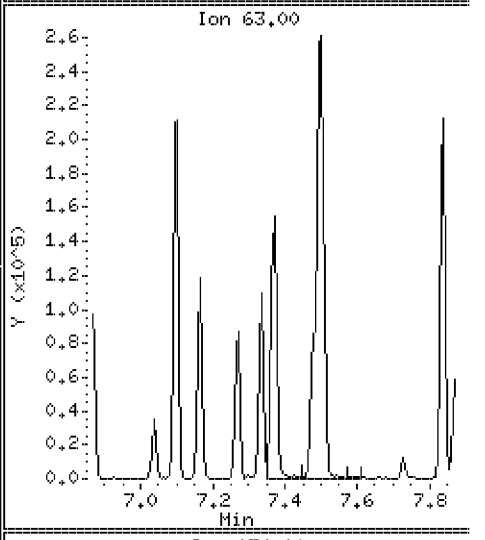

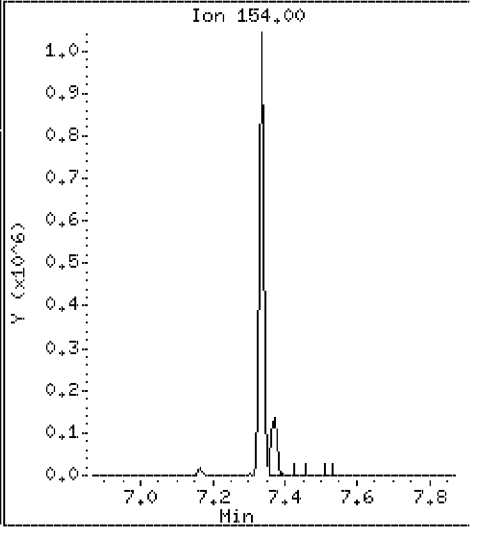

Data File: \\Svecd04\DD\chem\smsd03.i\S3042312.b\8270SEC2.D

Date : 23-APR-2012 13:33

Client ID: 8270SEC

Instrument: smsd03.i

Sample Info: 45872

Purge Volume: 1000.0

Operator: PEL

Column phase: HPMS-5

Column diameter: 0.25

74 4-Nitrophenol

Concentration: 47.8 ug/l

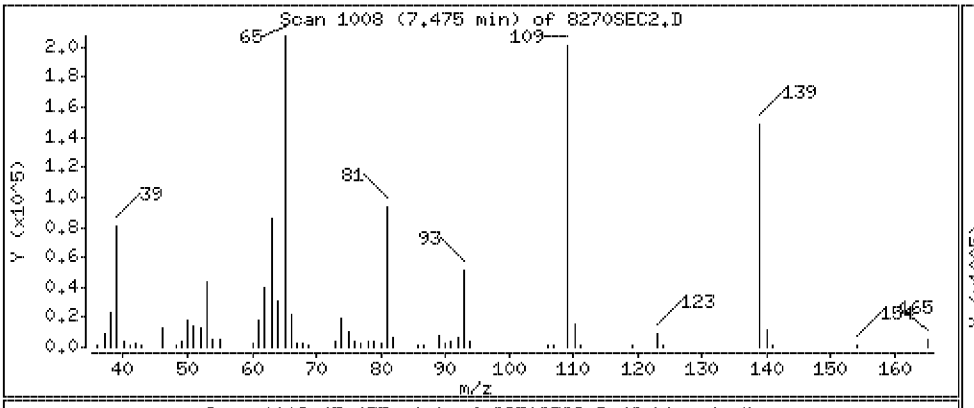

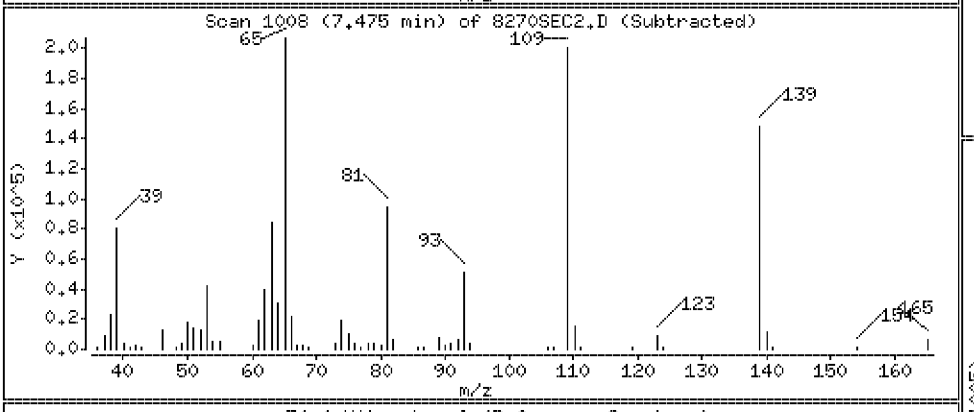

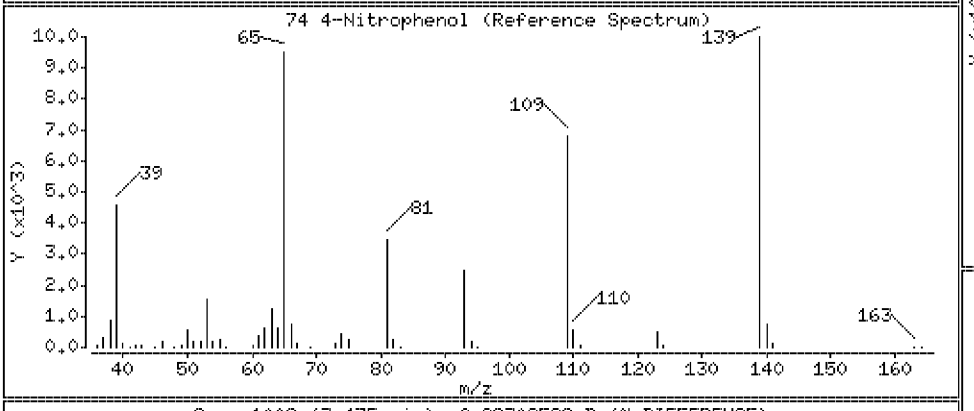

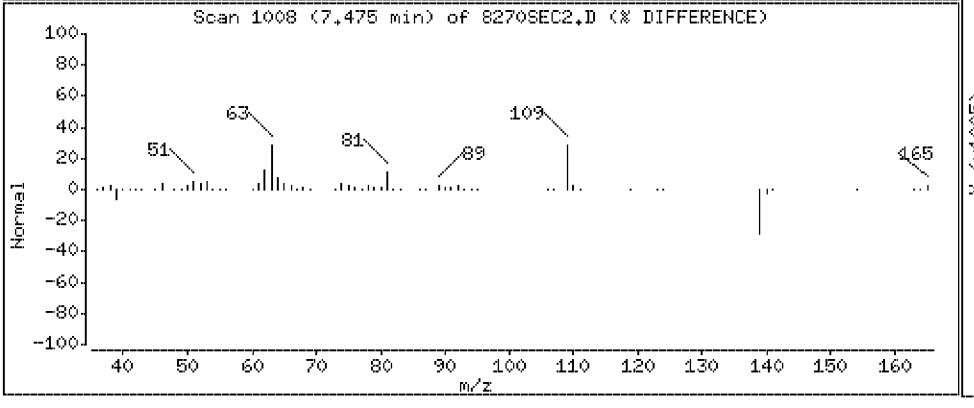

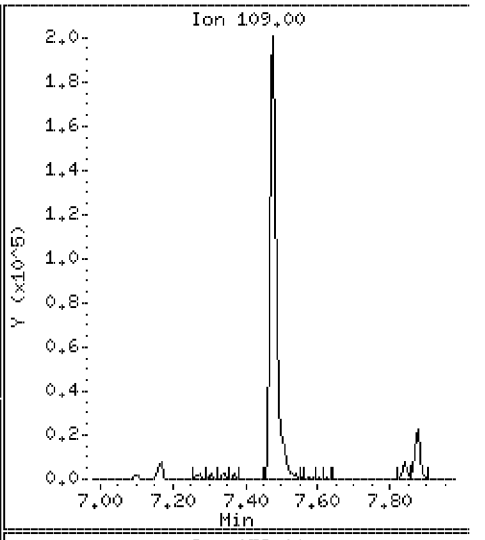

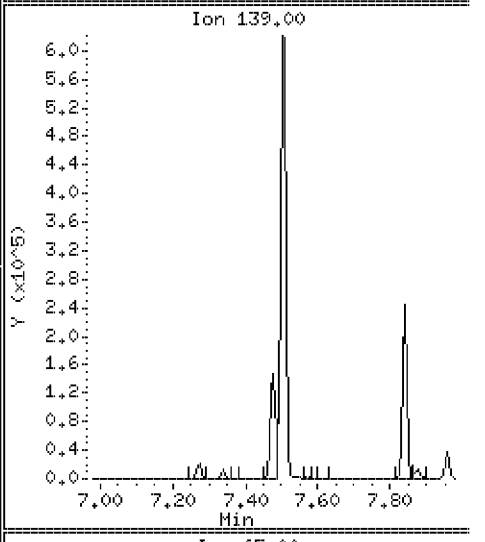

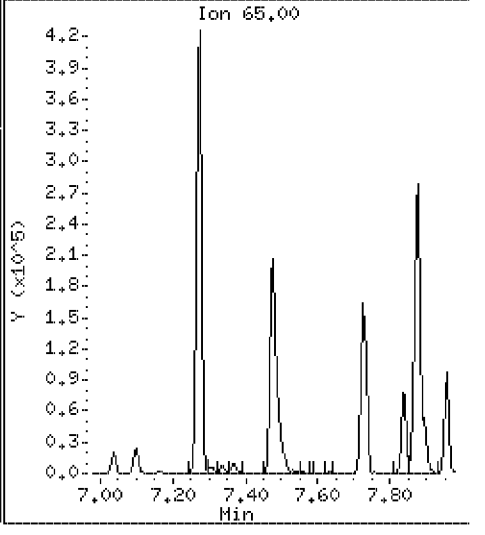

Data File: \\Svecd04\DD\chem\smsd03.i\S3042312.b\8270SEC2.D

Date : 23-APR-2012 13:33

Client ID: 8270SEC

Instrument: smsd03.i

Sample Info: 45872

Purge Volume: 1000.0

Operator: PEL

Column phase: HPMS-5

Column diameter: 0.25

75 Dibenzofuran

Concentration: 47.2 ug/l

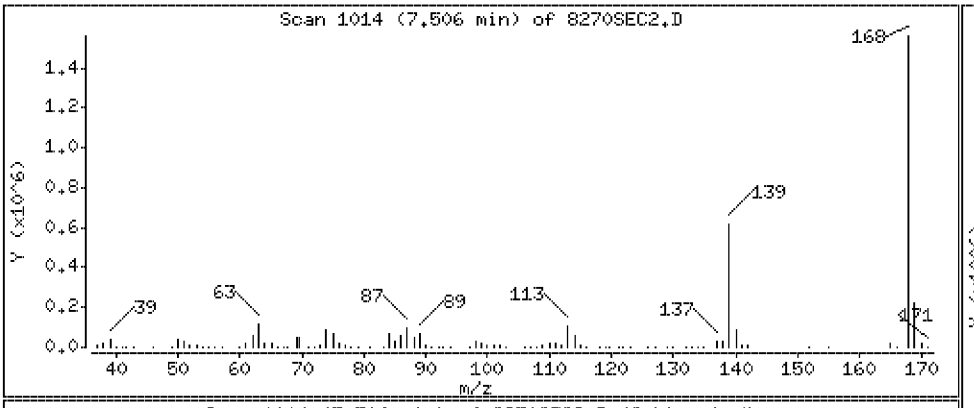

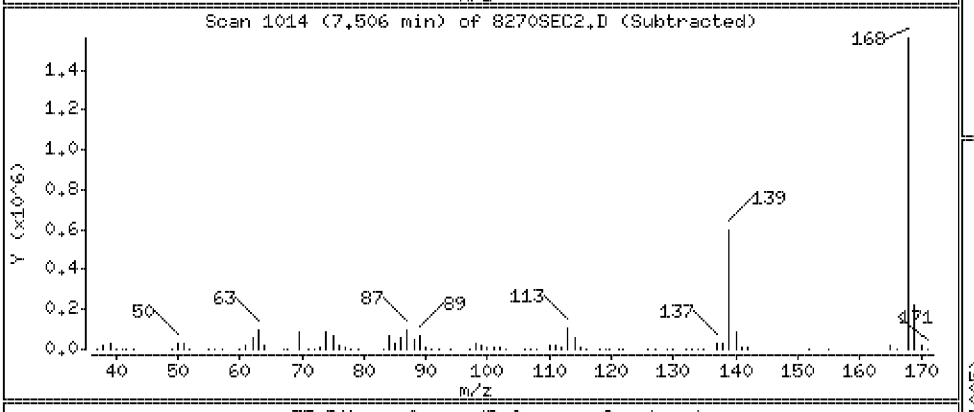

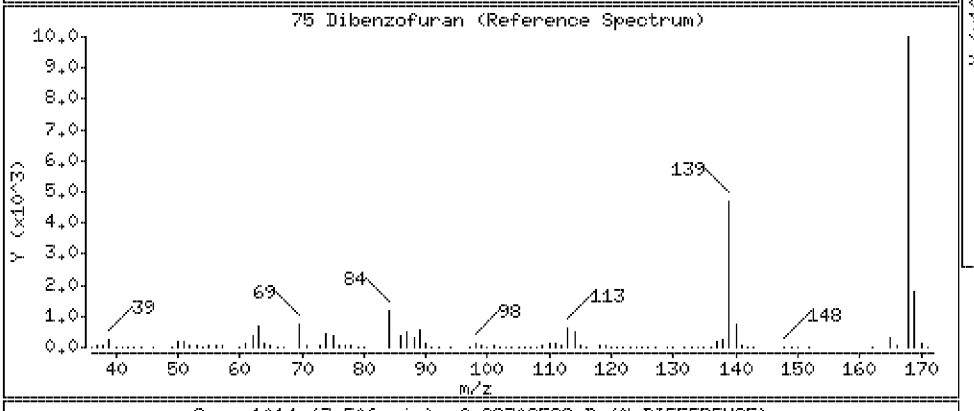

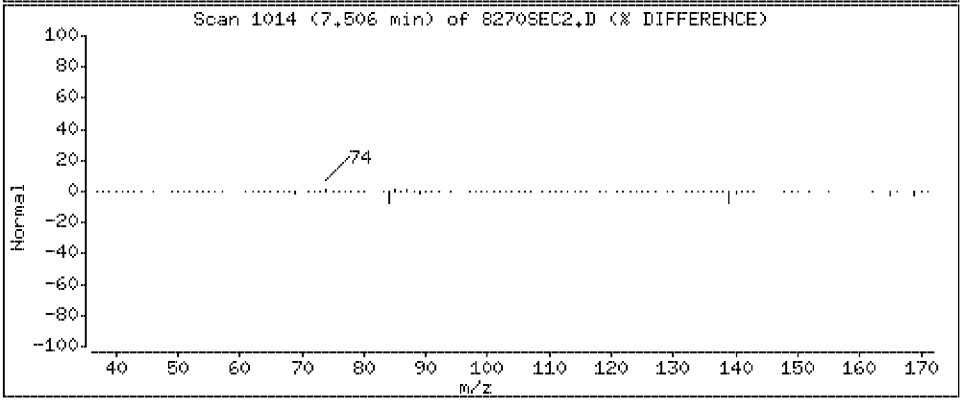

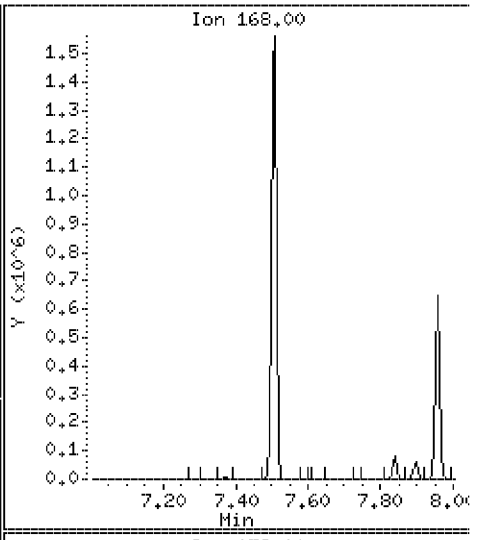

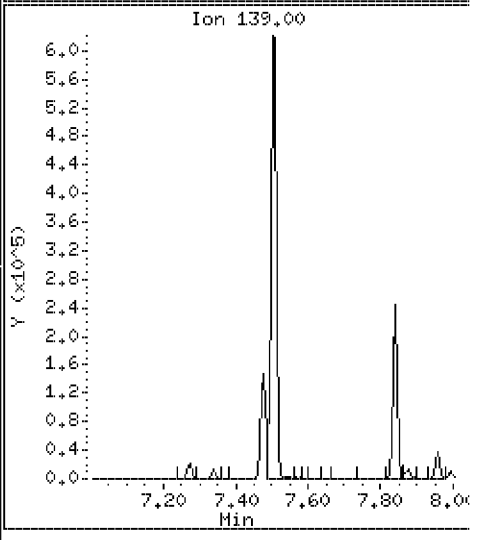

Data File: \\Svecd04\DD\chem\smsd03.i\S3042312.b\8270SEC2.D

Date : 23-APR-2012 13:33

Client ID: 8270SEC

Instrument: smsd03.i

Sample Info: 45872

Purge Volume: 1000.0

Operator: PEL

Column phase: HPMS-5

Column diameter: 0.25

76 2,4-Dinitrotoluene

Concentration: 46.6 ug/l

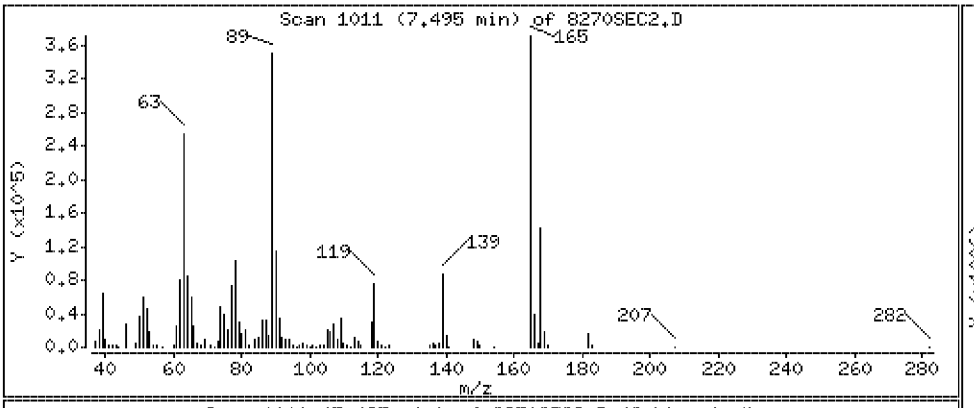

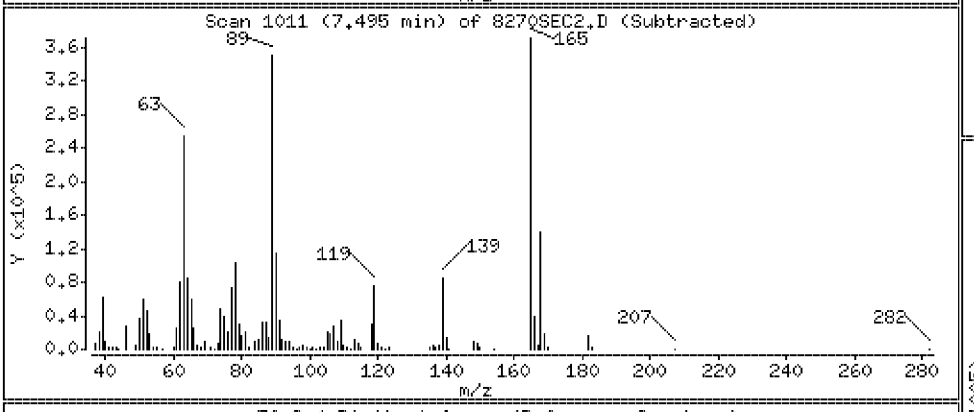

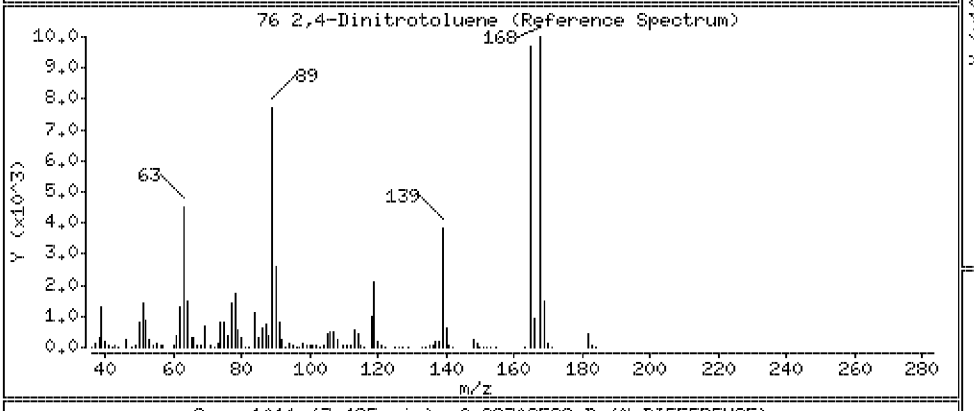

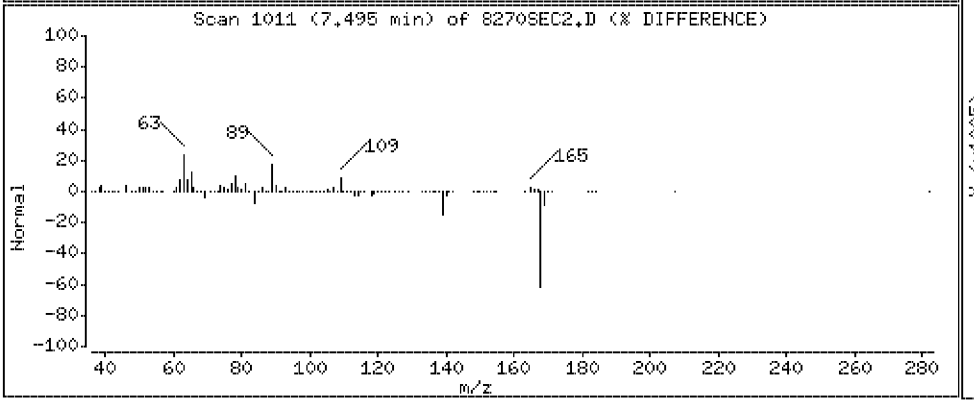

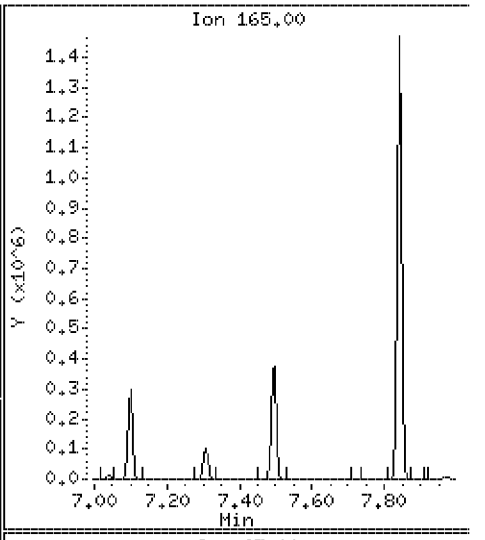

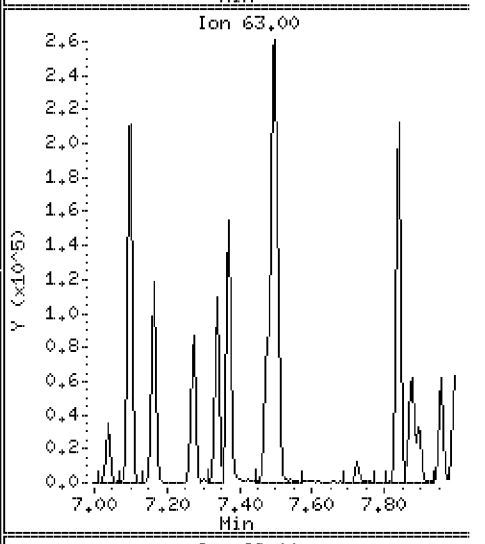

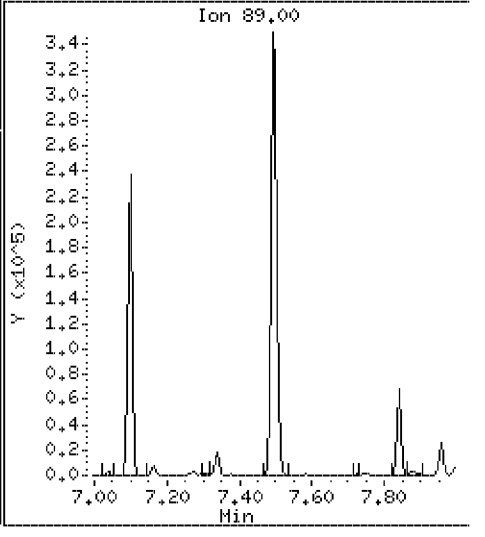

Data File: \\Svecd04\DD\chem\smsd03.i\S3042312.b\8270SEC2.D

Date : 23-APR-2012 13:33

Client ID: 8270SEC

Instrument: smsd03.i

Sample Info: 45872

Purge Volume: 1000.0

Operator: PEL

Column phase: HPMS-5

Column diameter: 0.25

80 Diethylphthalate

Concentration: 47.1 ug/l

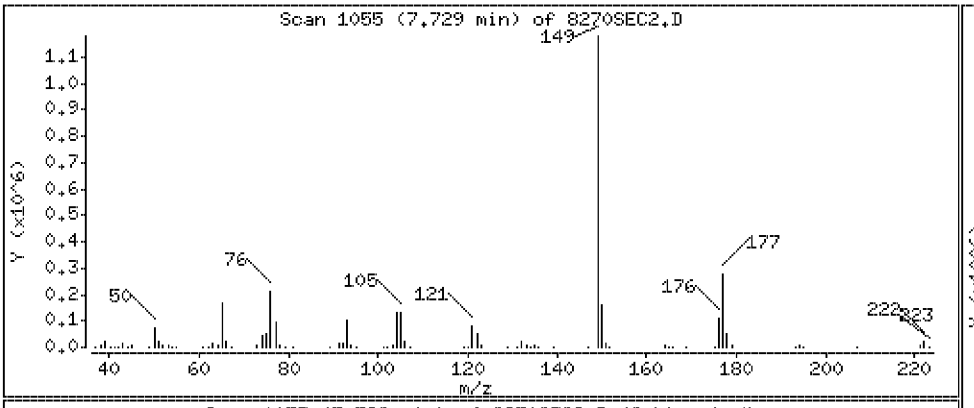

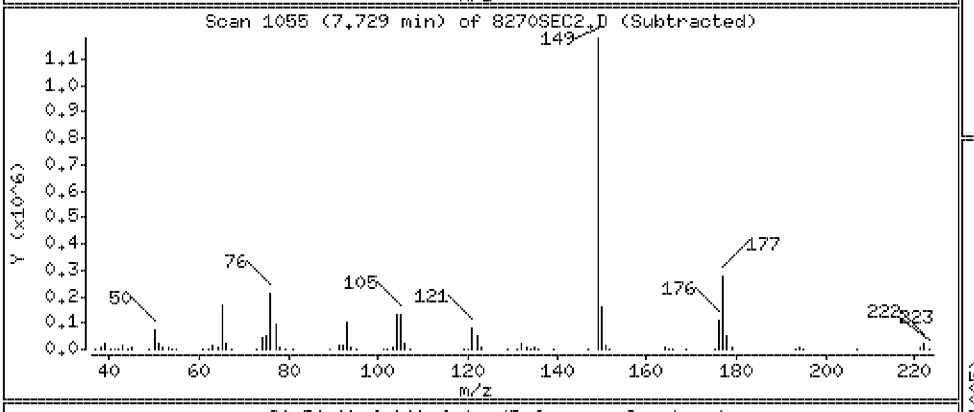

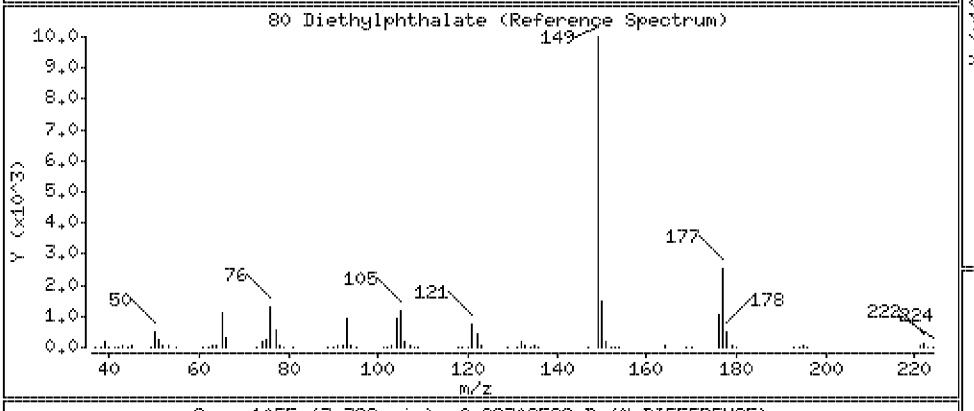

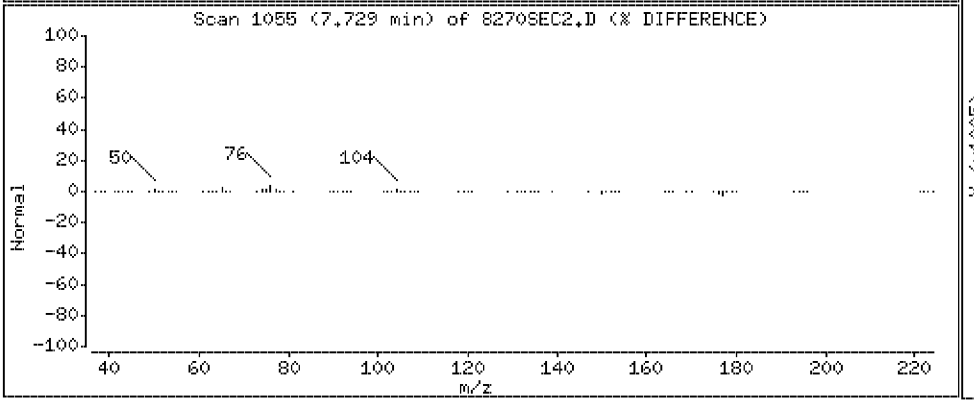

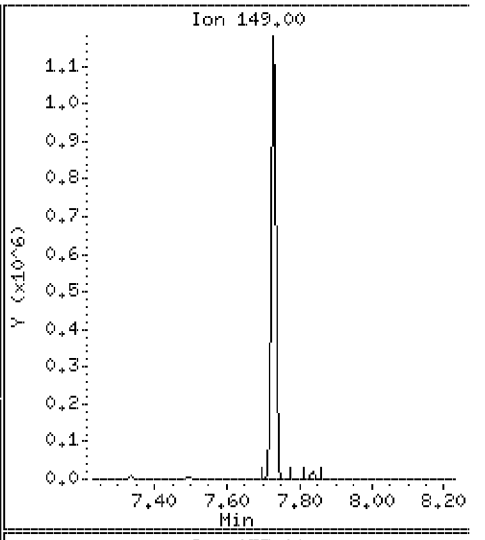

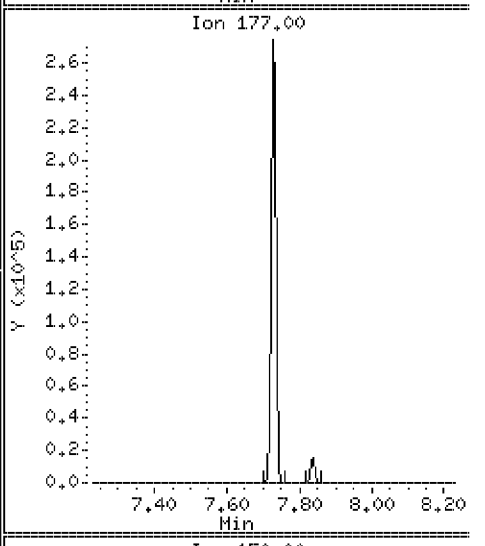

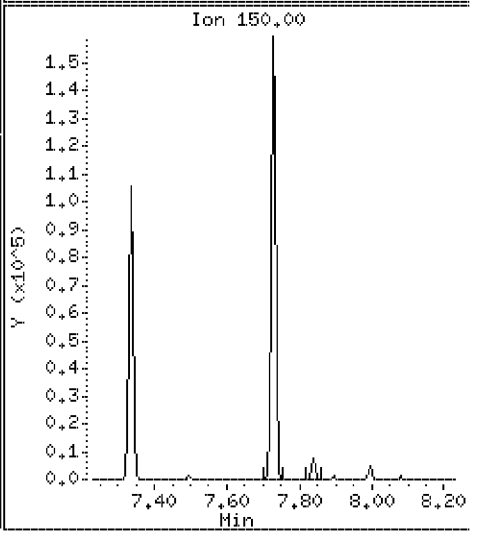

Data File: \\Svecd04\DD\chem\smsd03.i\S3042312.b\8270SEC2.D

Date : 23-APR-2012 13:33

Client ID: 8270SEC

Instrument: smsd03.i

Sample Info: 45872

Purge Volume: 1000.0

Operator: PEL

Column phase: HPMS-5

Column diameter: 0.25

81 Fluorene

Concentration: 48.4 ug/l

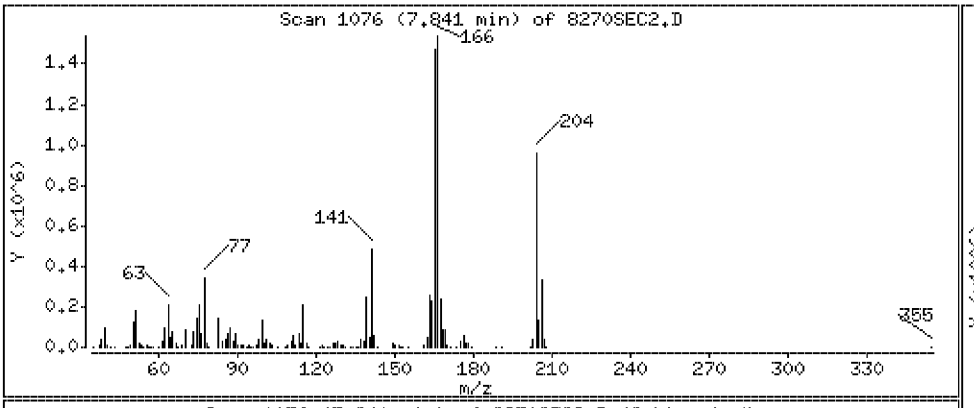

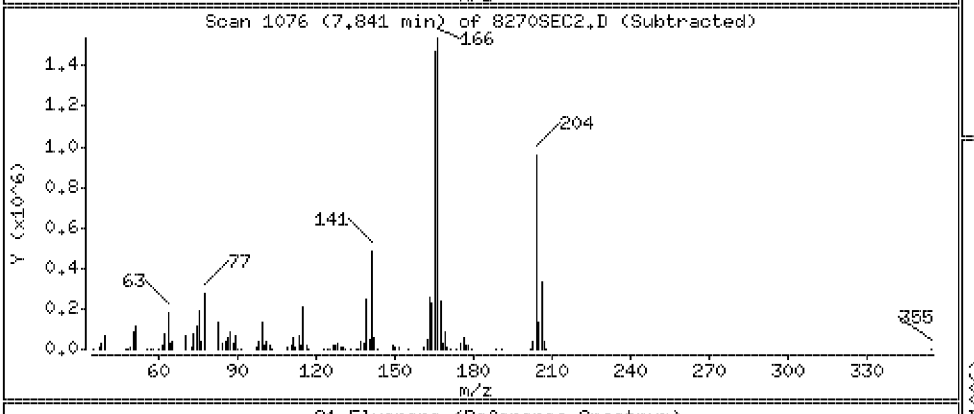

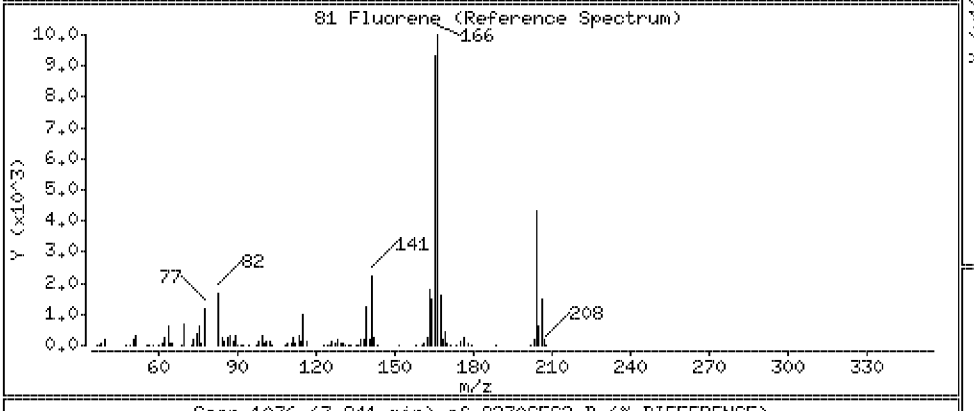

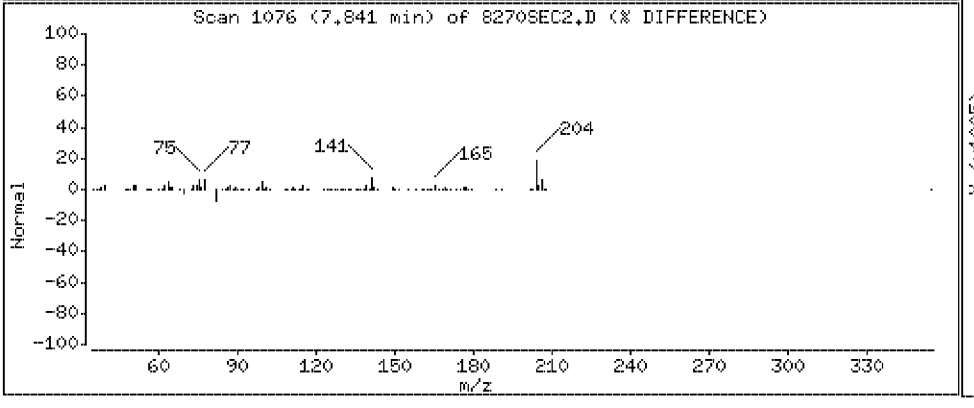

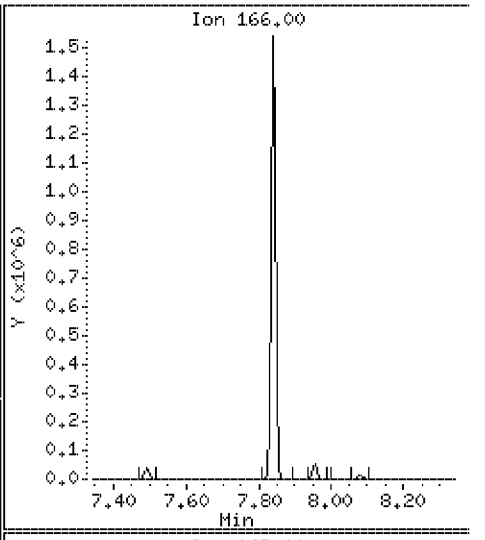

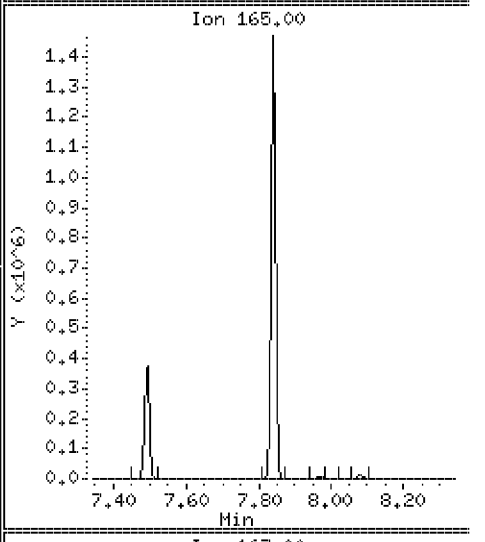

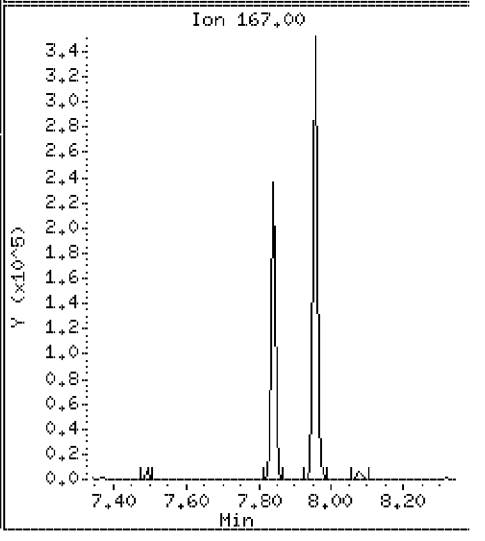

Data File: \\Svecd04\DD\chem\smsd03.i\S3042312.b\8270SEC2.D

Date : 23-APR-2012 13:33

Client ID: 8270SEC

Instrument: smsd03.i

Sample Info: 45872

Purge Volume: 1000.0

Operator: PEL

Column phase: HPMS-5

Column diameter: 0.25

82 4-Chlorophenyl-phenylether

Concentration: 47.5 ug/l

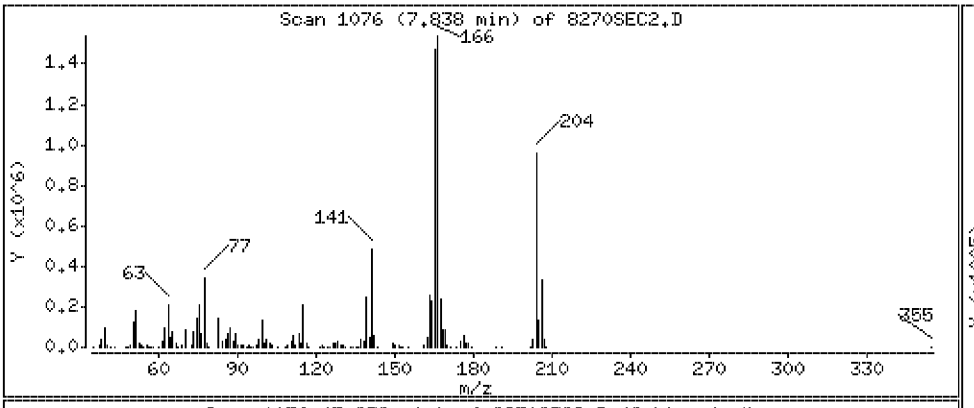

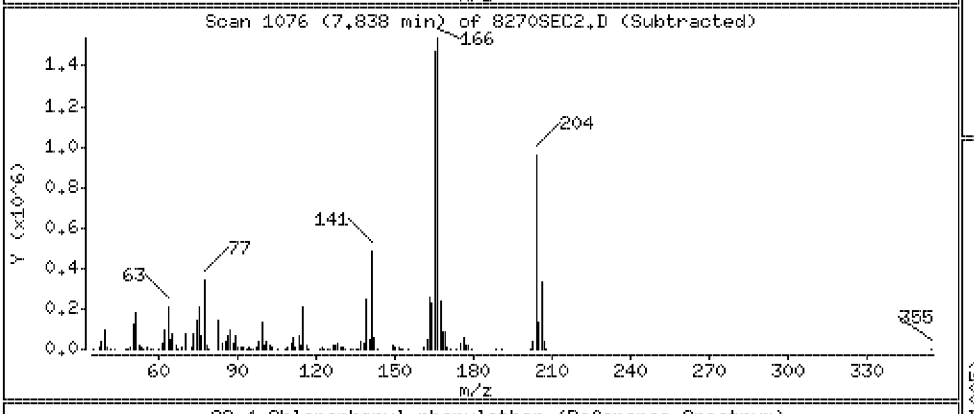

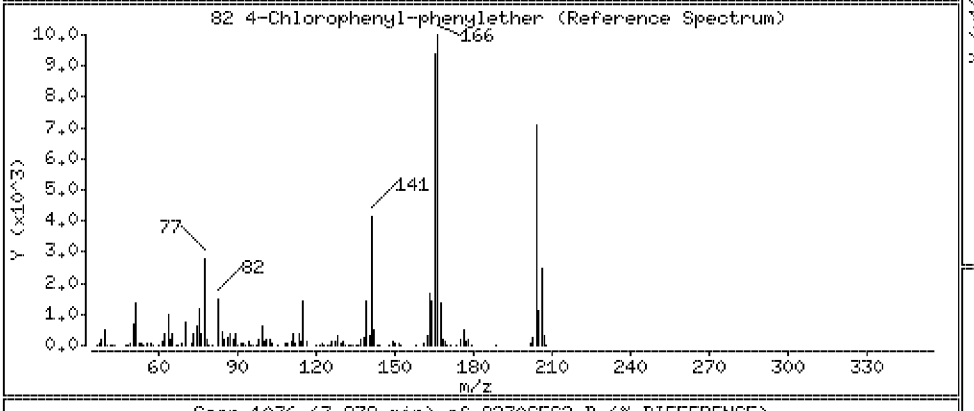

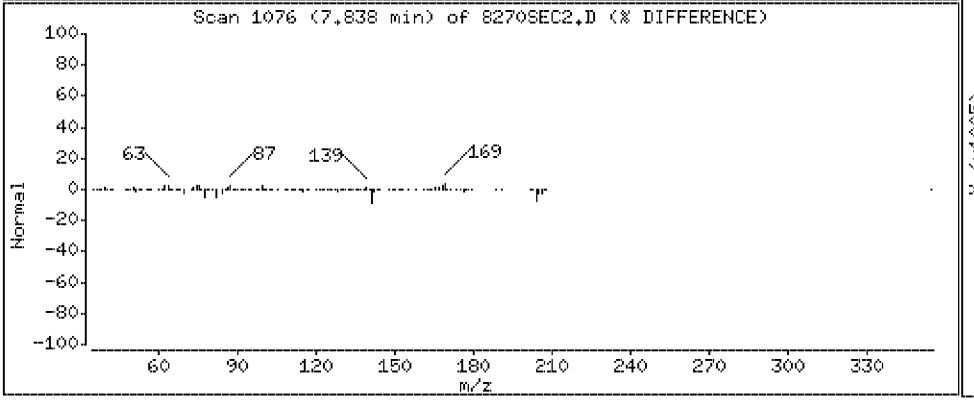

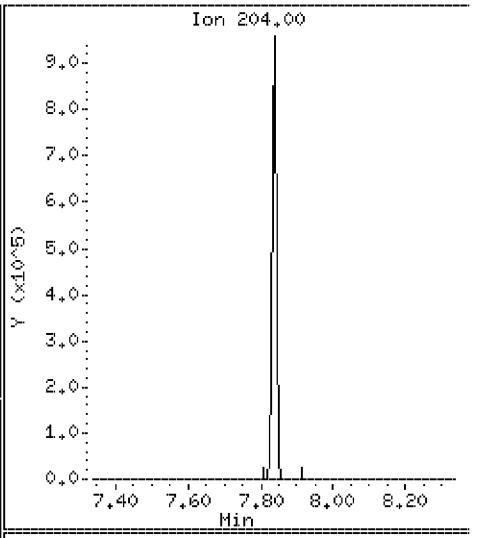

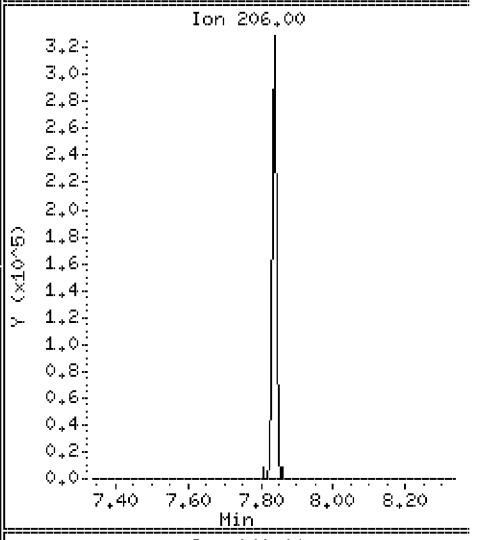

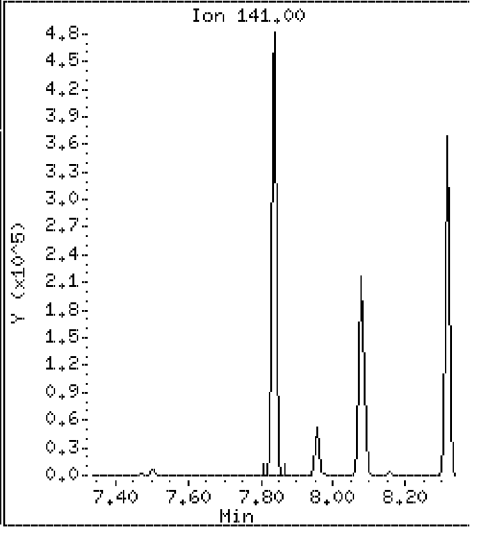

Data File: \\Svecd04\DD\chem\smsd03.i\S3042312.b\8270SEC2.D

Date : 23-APR-2012 13:33

Client ID: 8270SEC

Instrument: smsd03.i

Sample Info: 45872

Purge Volume: 1000.0

Operator: PEL

Column phase: HPMS-5

Column diameter: 0.25

84 4-Nitroaniline

Concentration: 49.4 ug/l

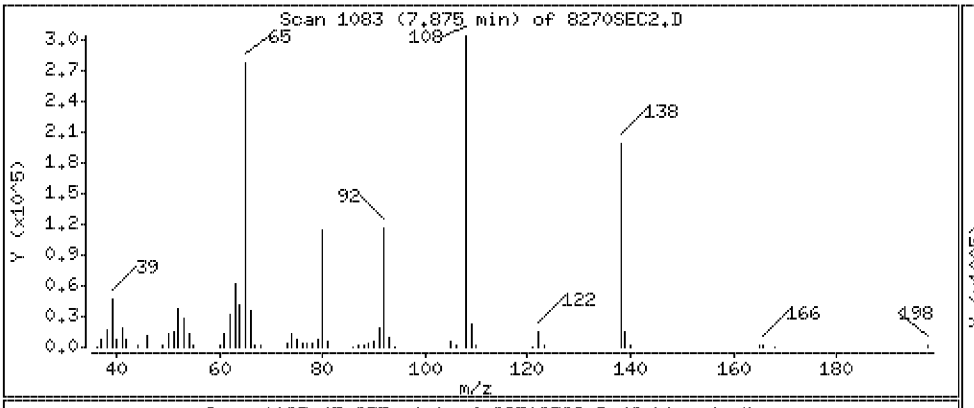

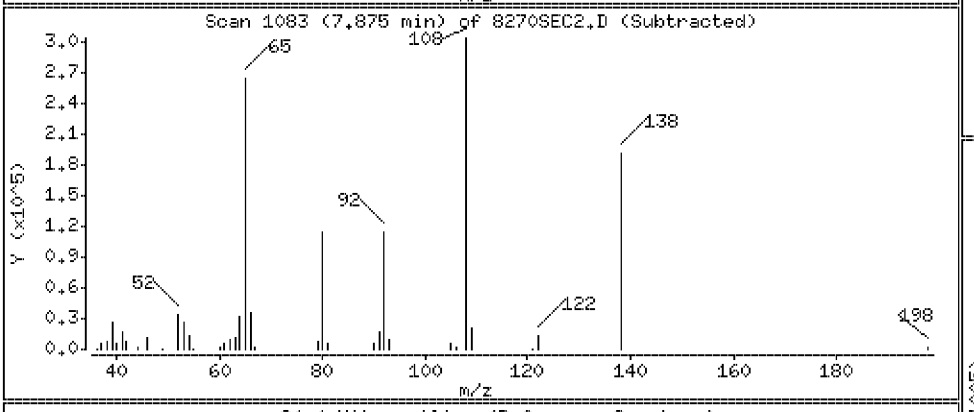

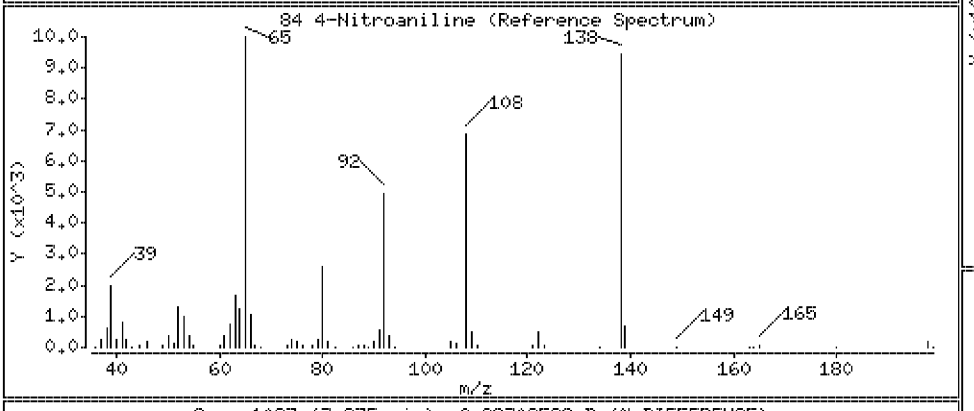

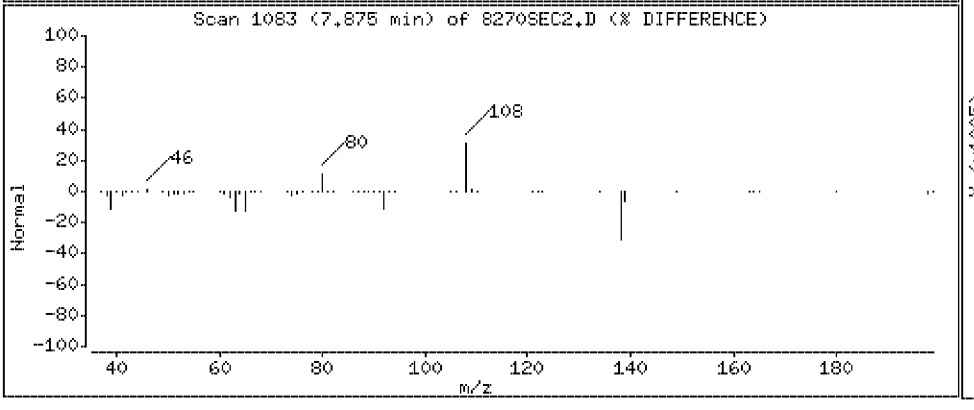

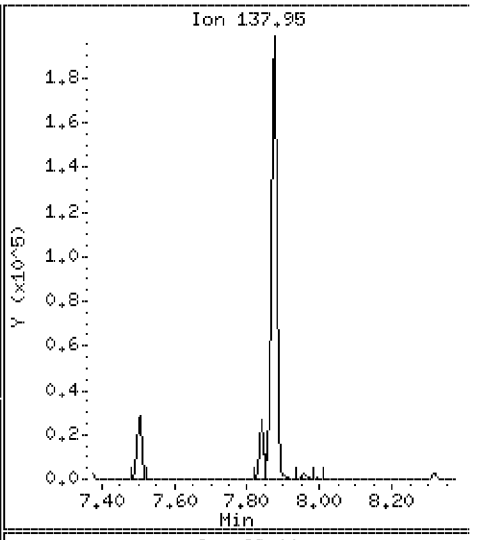

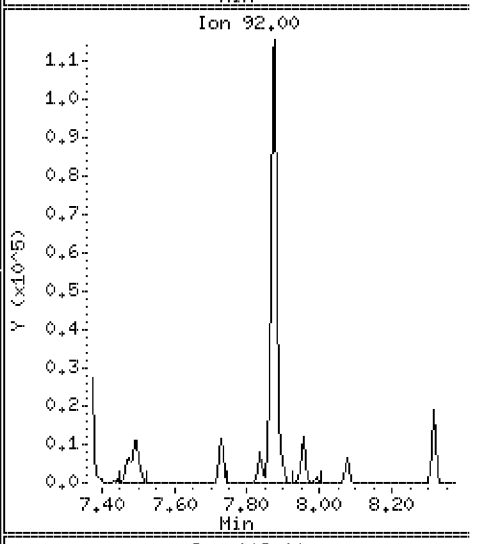

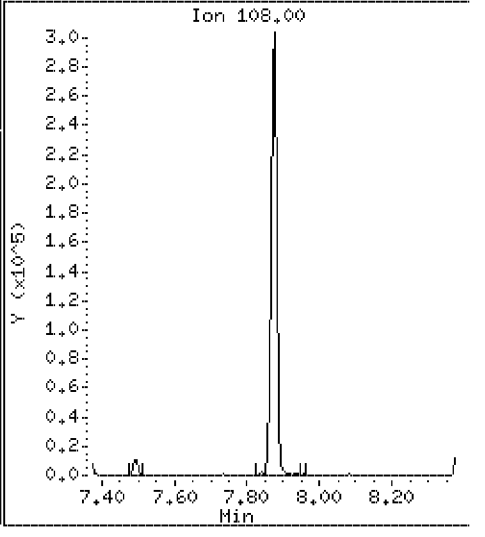

Data File: \\Svecd04\DD\chem\smsd03.i\S3042312.b\8270SEC2.D

Date : 23-APR-2012 13:33

Client ID: 8270SEC

Instrument: smsd03.i

Sample Info: 45872

Purge Volume: 1000.0

Operator: PEL

Column phase: HPMS-5

Column diameter: 0.25

85 4,6-Dinitro-2-methylphenol

Concentration: 43.7 ug/l

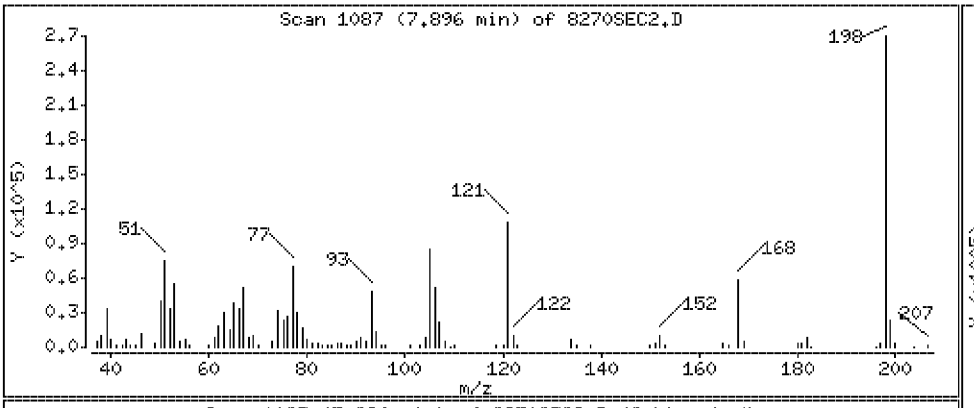

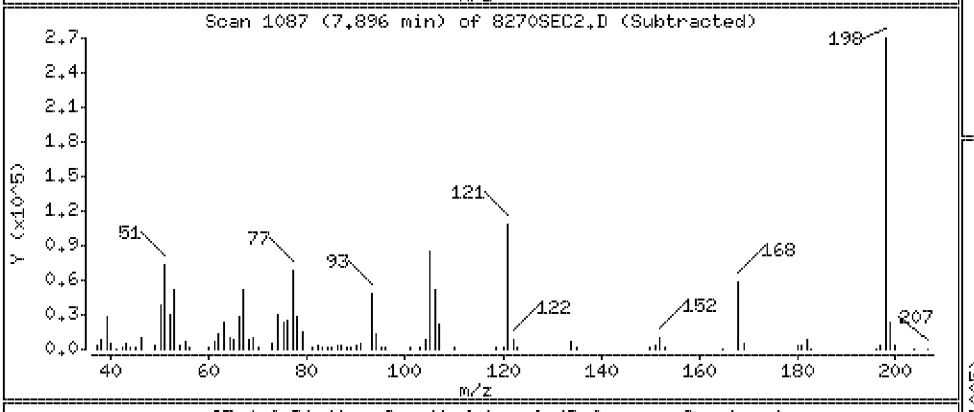

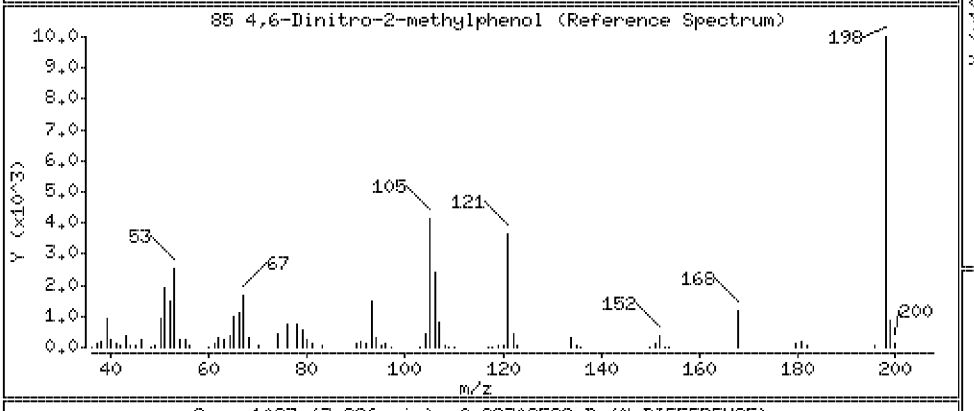

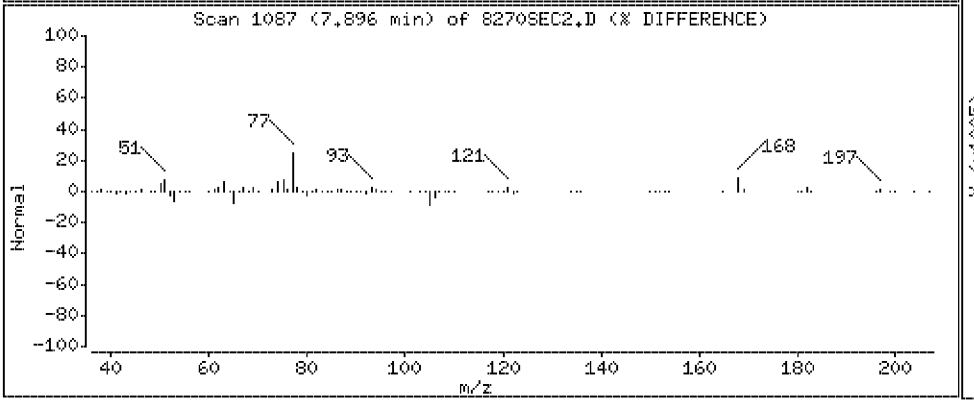

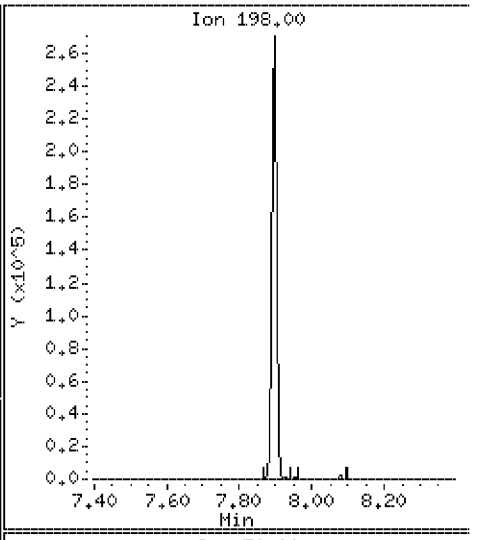

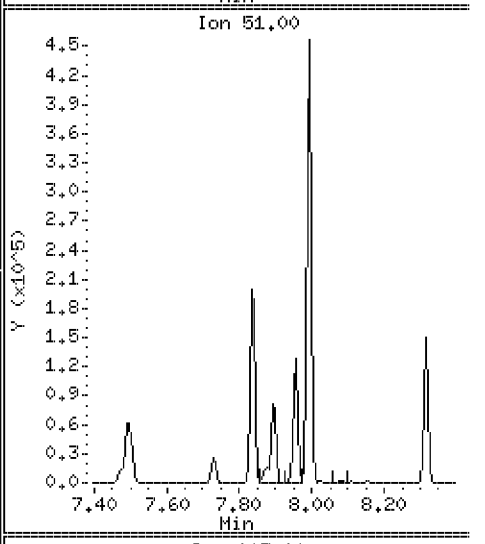

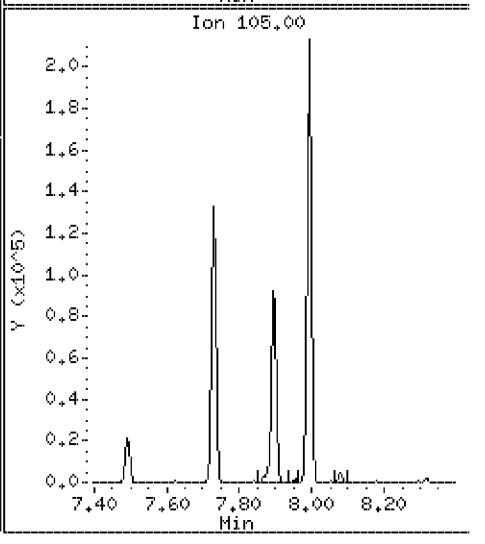

Data File: \\Svecd04\DD\chem\smsd03.i\S3042312.b\8270SEC2.D

Date : 23-APR-2012 13:33

Client ID: 8270SEC

Instrument: smsd03.i

Sample Info: 45872

Purge Volume: 1000.0

Operator: PEL

Column phase: HPMS-5

Column diameter: 0.25

86 N-Nitrosodiphenylamine

Concentration: 50.0 ug/l

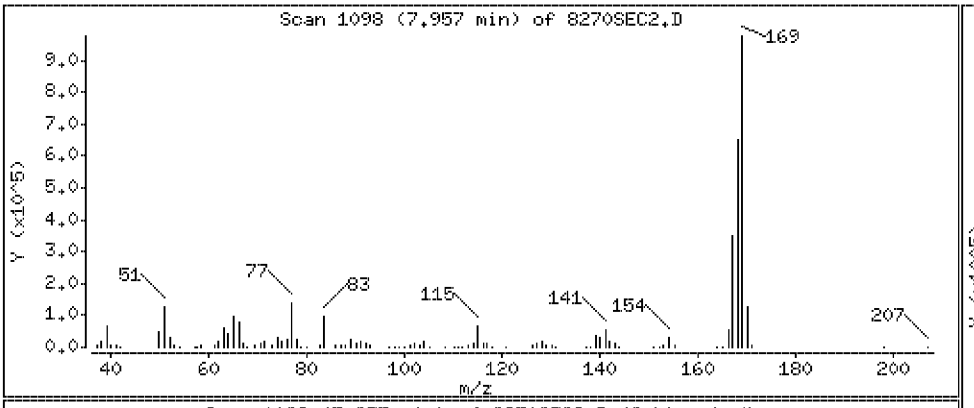

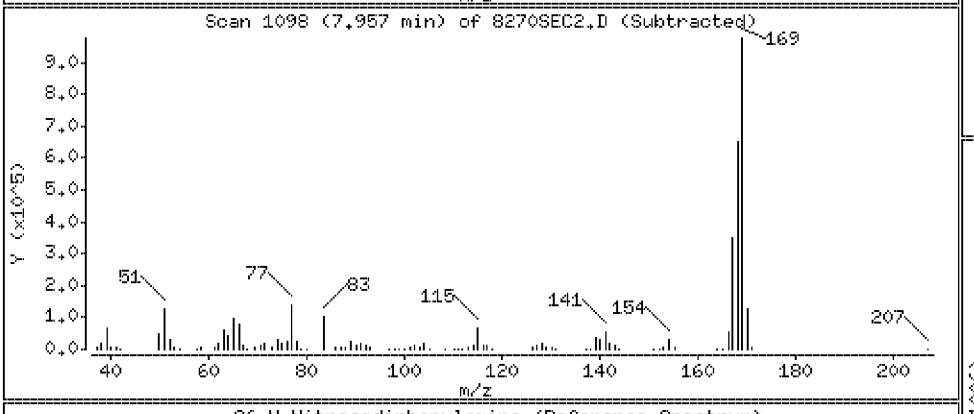

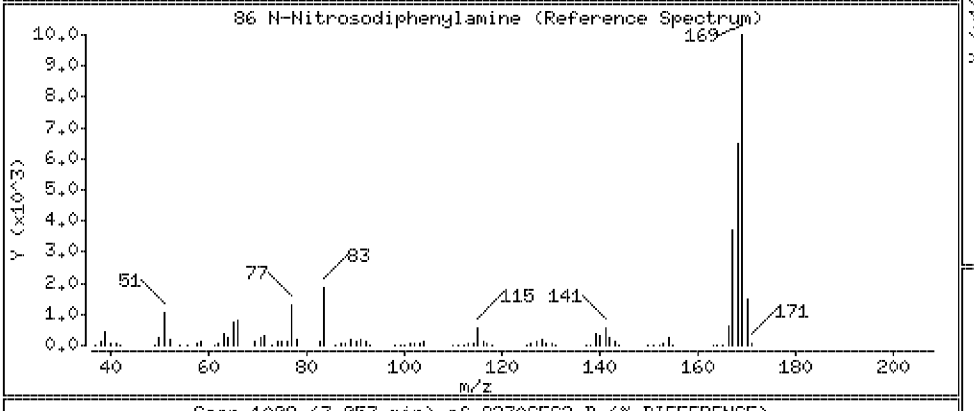

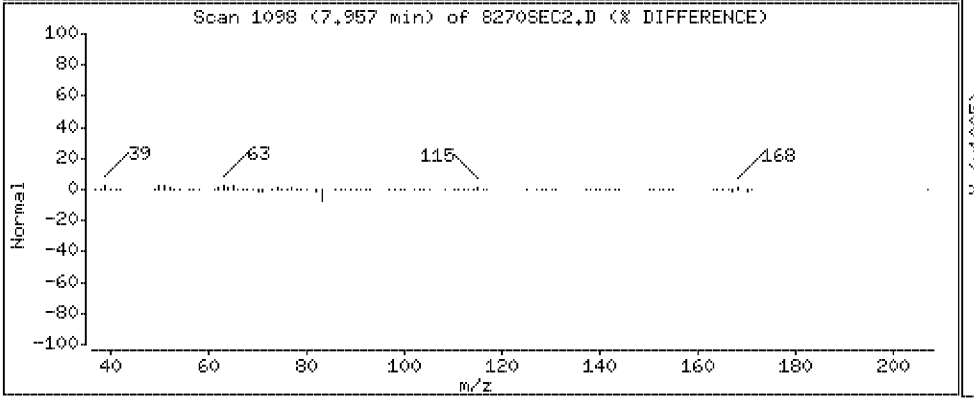

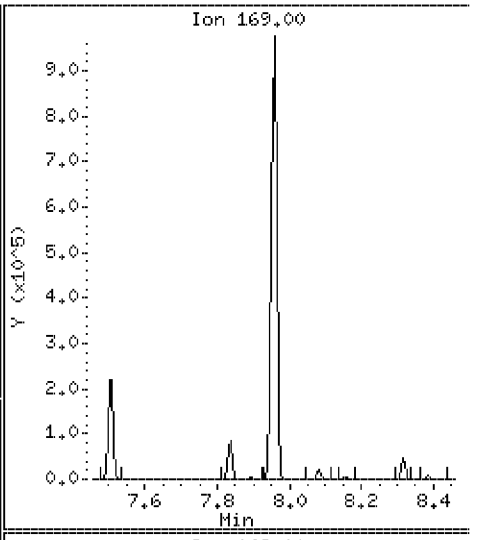

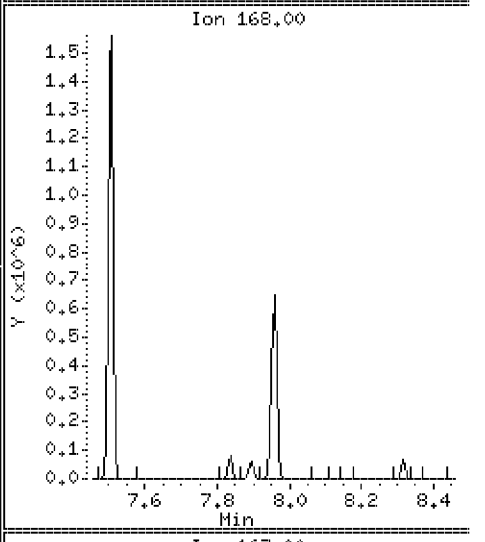

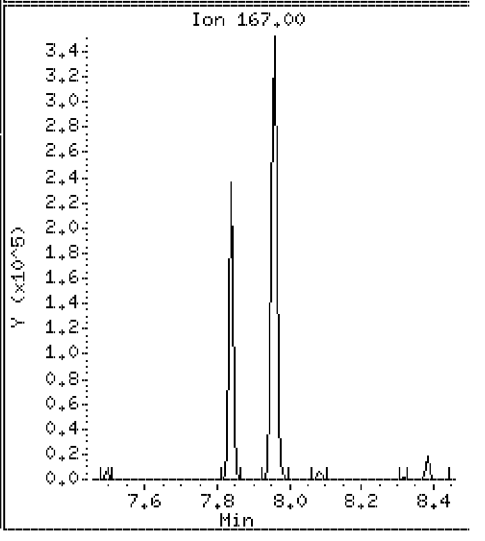

Data File: \\Svecd04\DD\chem\smsd03.i\S3042312.b\8270SEC2.D

Date : 23-APR-2012 13:33

Client ID: 8270SEC

Instrument: smsd03.i

Sample Info: 45872

Purge Volume: 1000.0

Operator: PEL

Column phase: HPMS-5

Column diameter: 0.25

87 1,2-Diphenylhydrazine

Concentration: 52.4 ug/l

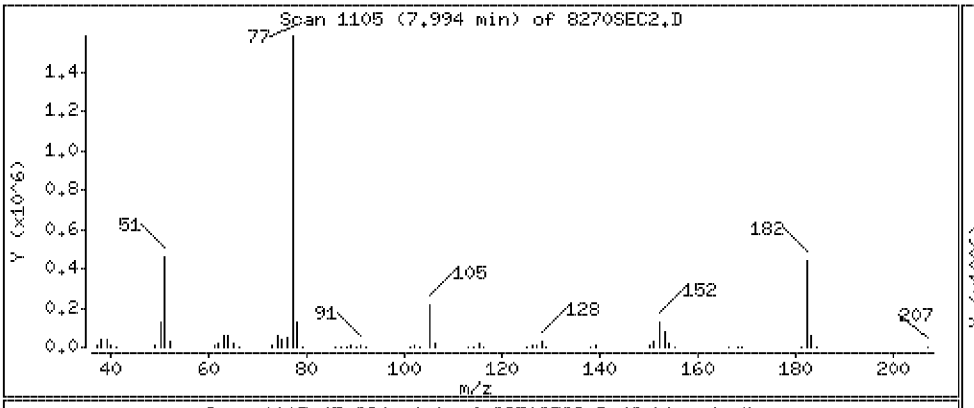

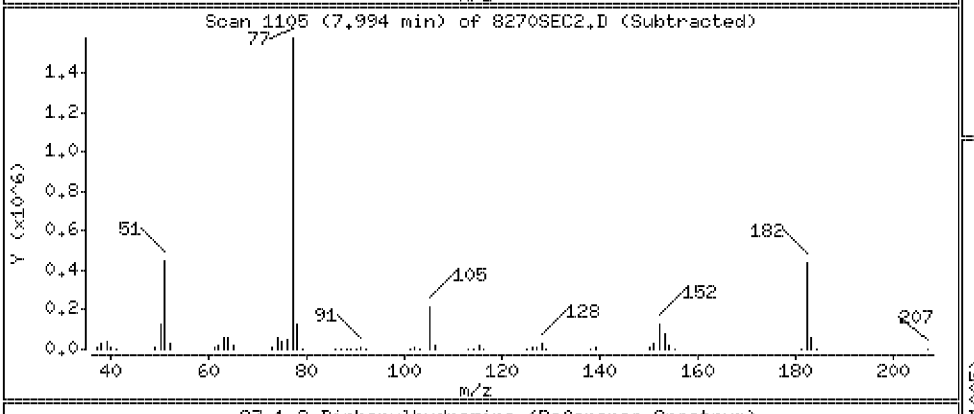

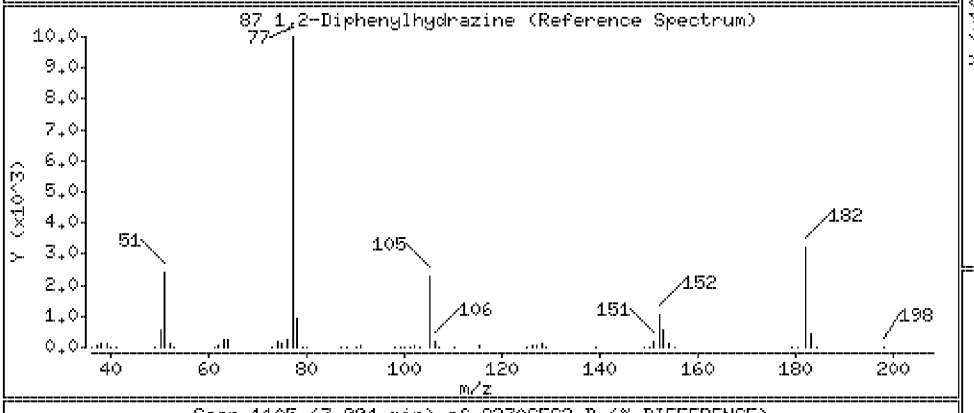

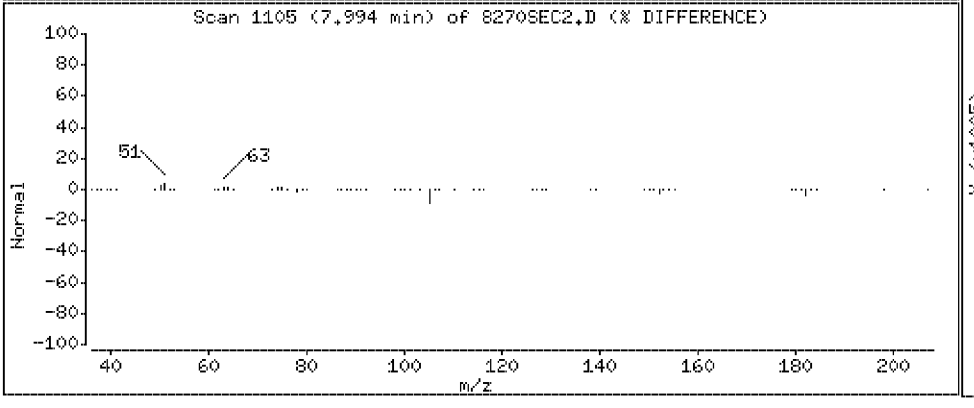

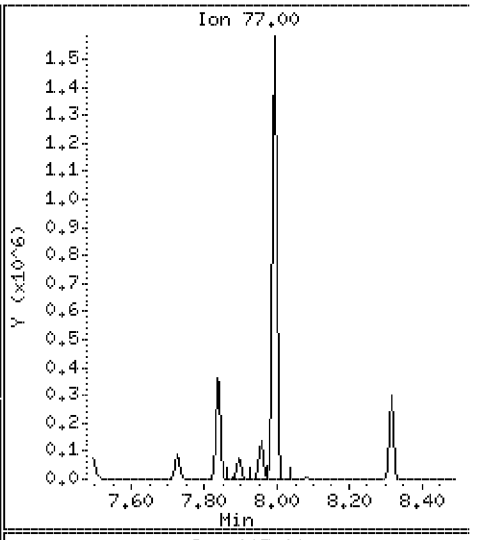

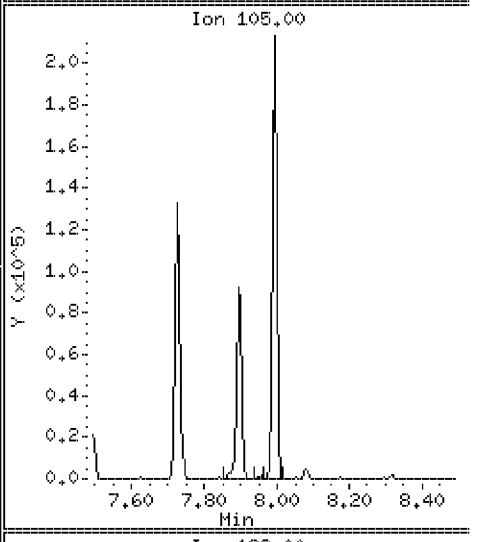

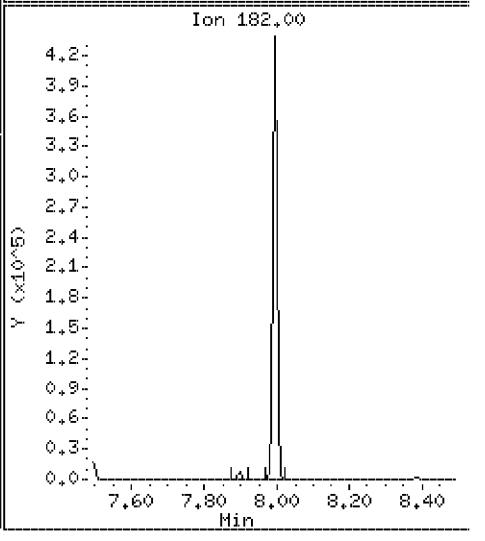

Data File: \\Svecd04\DD\chem\smsd03.i\S3042312.b\8270SEC2.D

Date : 23-APR-2012 13:33

Client ID: 8270SEC

Instrument: smsd03.i

Sample Info: 45872

Purge Volume: 1000.0

Operator: PEL

Column phase: HPMS-5

Column diameter: 0.25

93 4-Bromophenylphenylether

Concentration: 47.8 ug/l

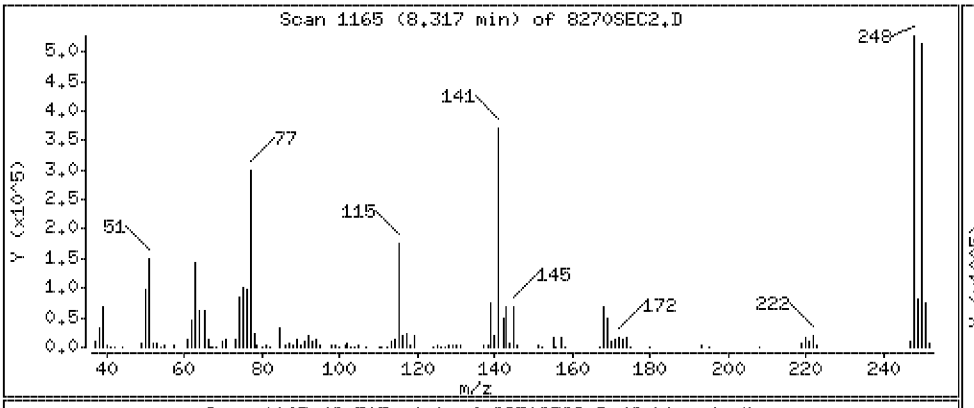

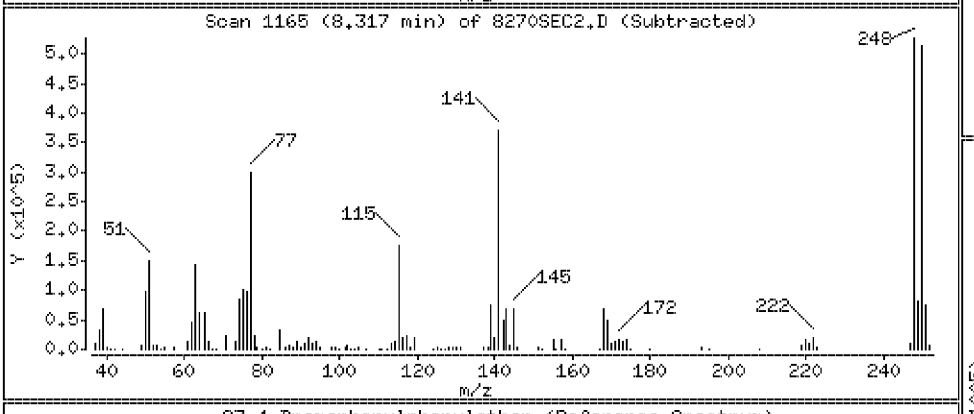

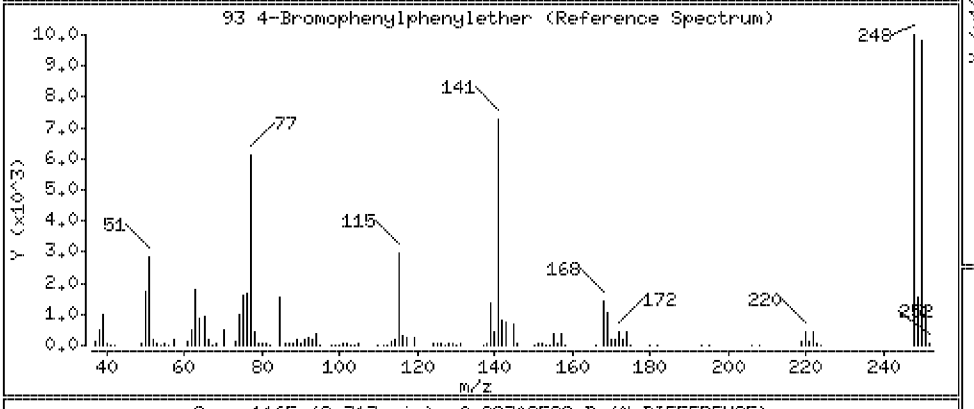

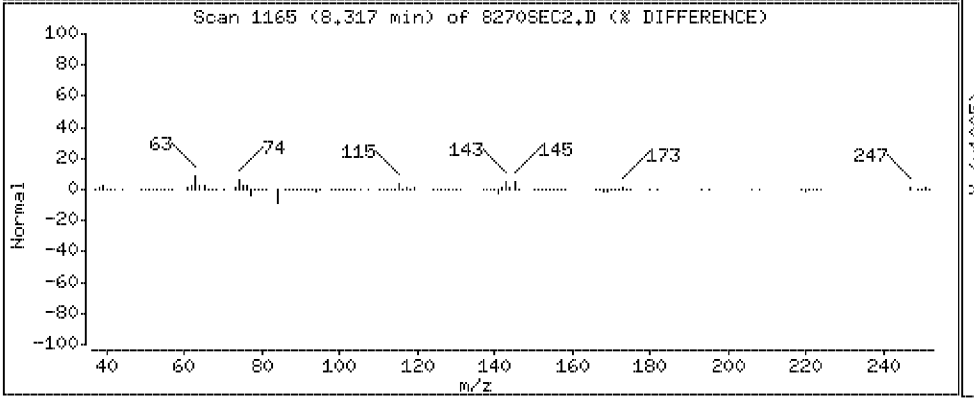

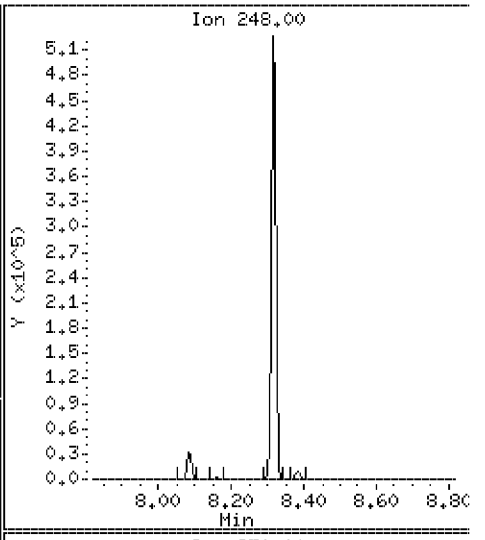

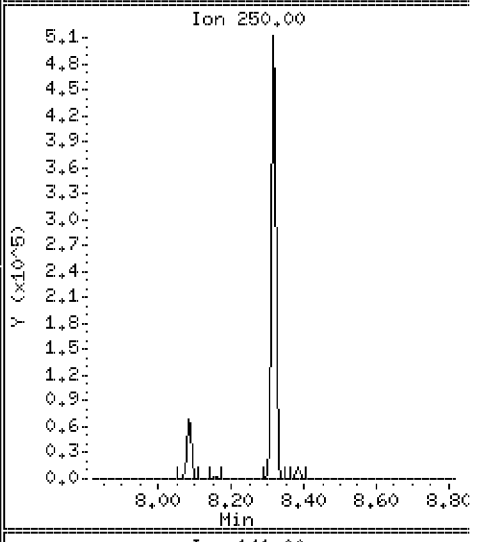

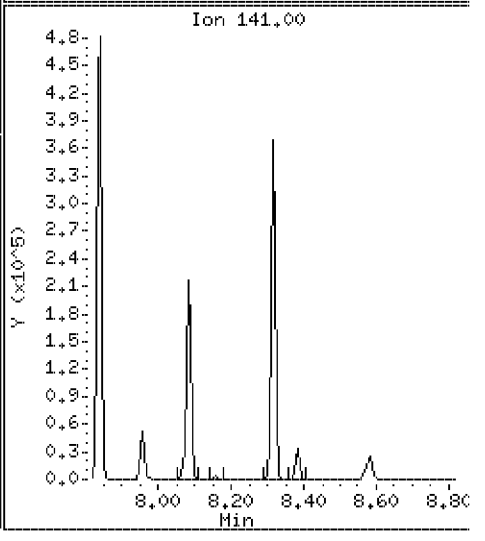

Data File: \\Svecd04\DD\chem\smsd03.i\S3042312.b\8270SEC2.D

Date : 23-APR-2012 13:33

Client ID: 8270SEC

Instrument: smsd03.i

Sample Info: 45872

Purge Volume: 1000.0

Operator: PEL

Column phase: HPMS-5

Column diameter: 0.25

94 Hexachlorobenzene

Concentration: 46.5 ug/l

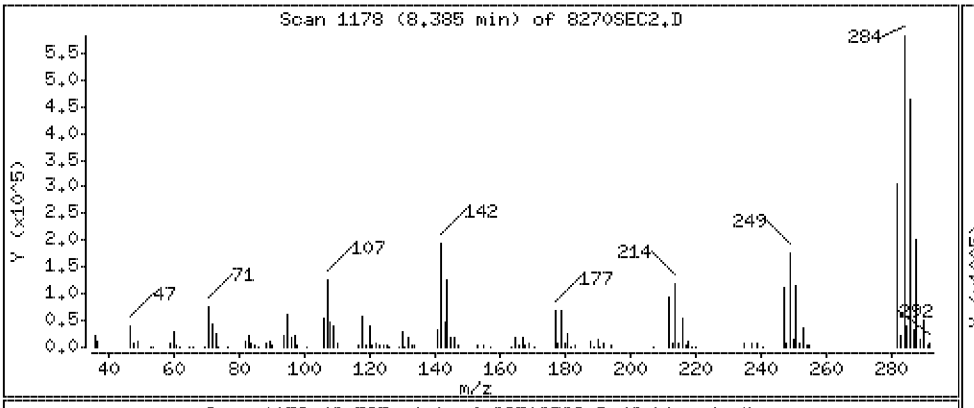

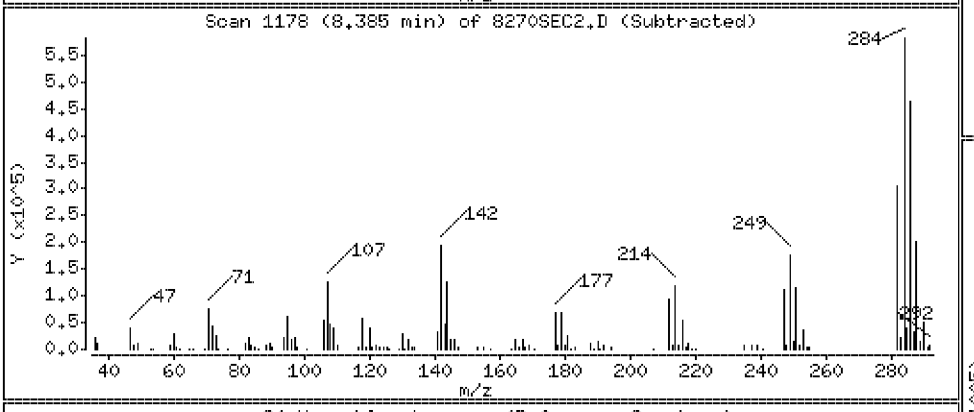

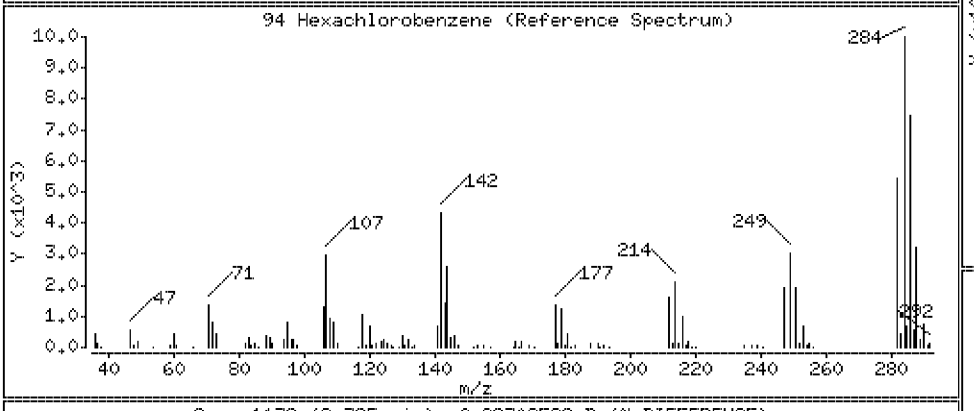

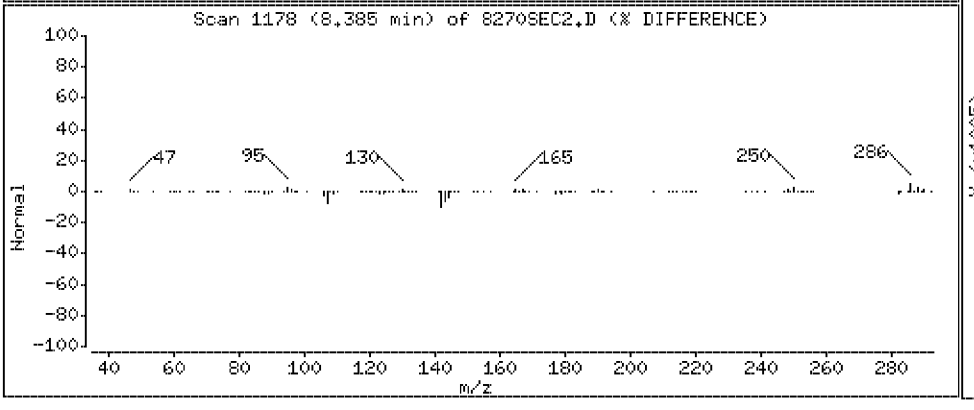

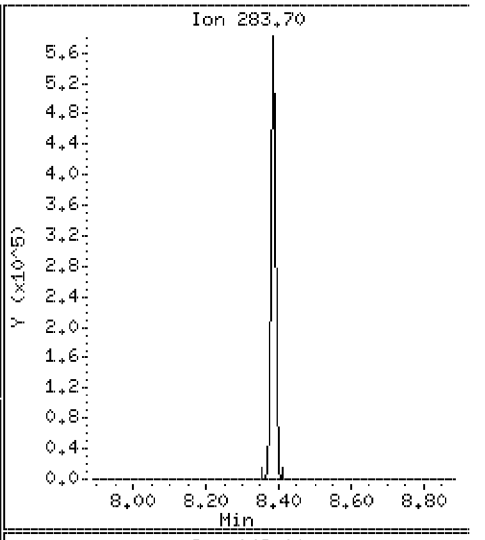

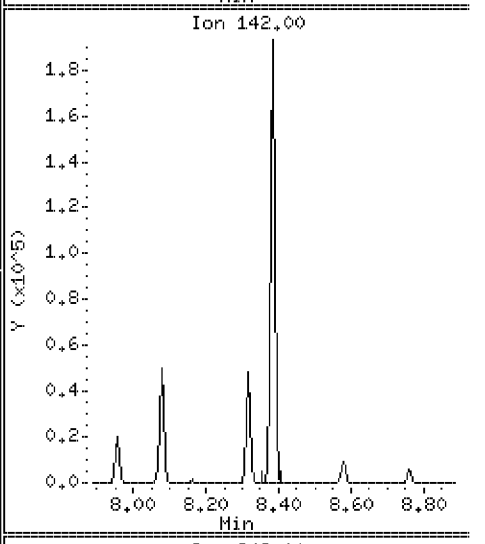

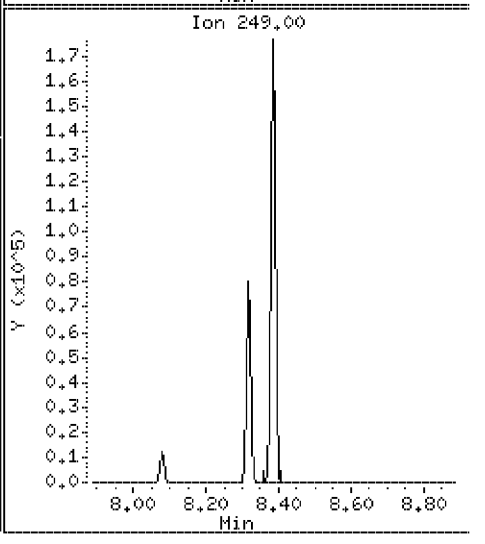

Data File: \\Svecd04\DD\chem\smsd03.i\S3042312.b\8270SEC2.D

Date : 23-APR-2012 13:33

Client ID: 8270SEC

Instrument: smsd03.i

Sample Info: 45872

Purge Volume: 1000.0

Operator: PEL

Column phase: HPMS-5

Column diameter: 0.25

96 Pentachlorophenol

Concentration: 45.9 ug/l

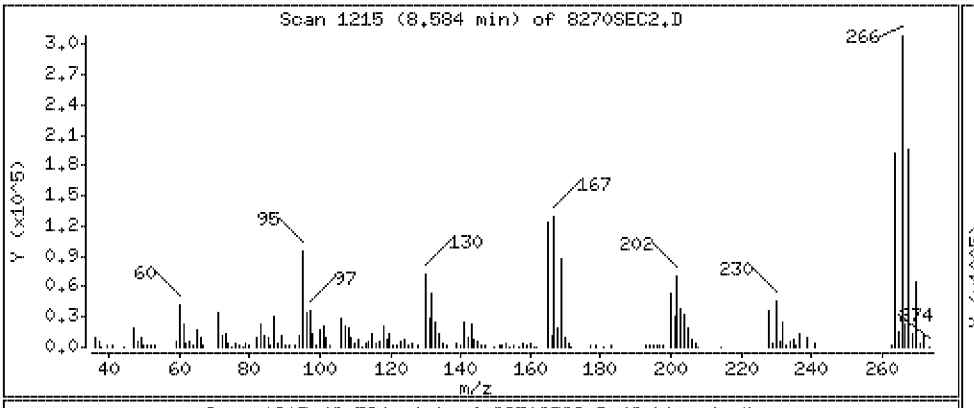

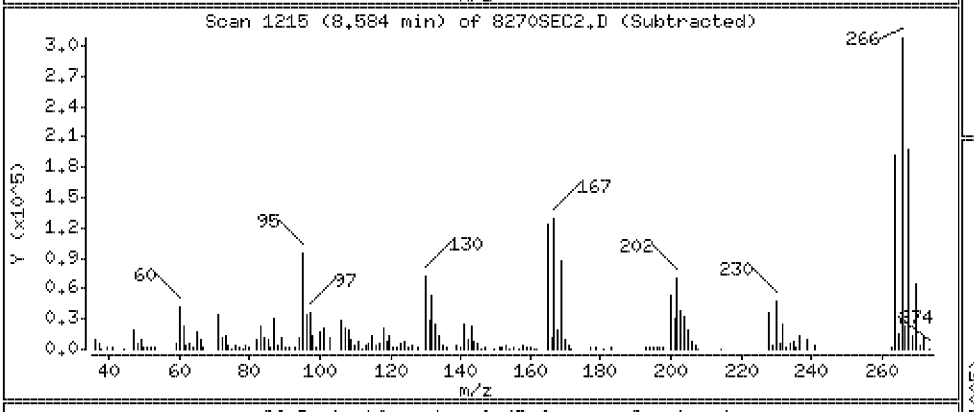

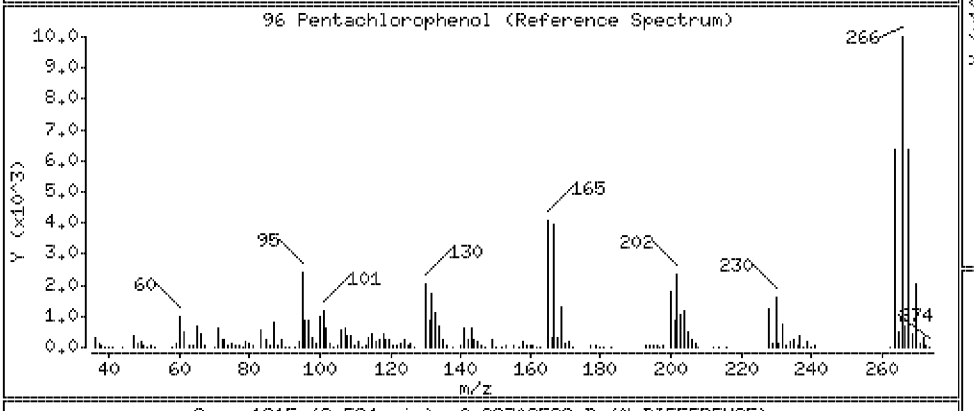

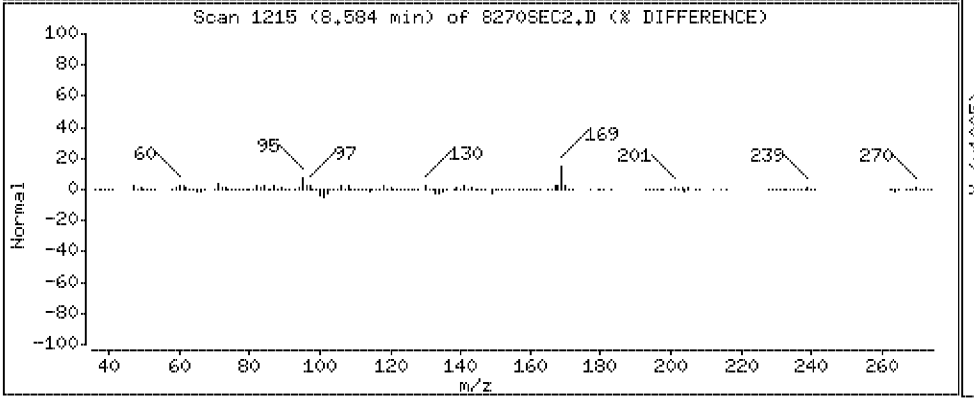

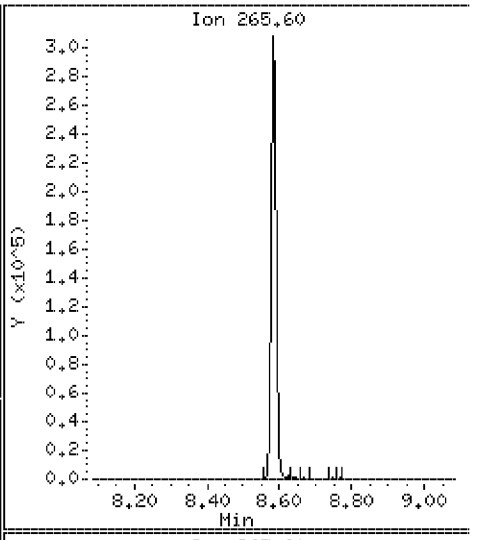

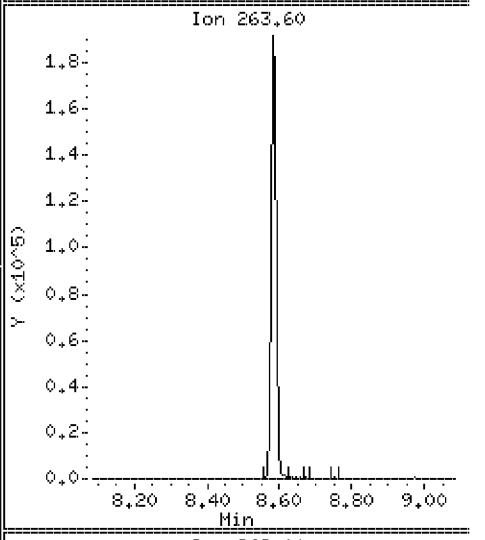

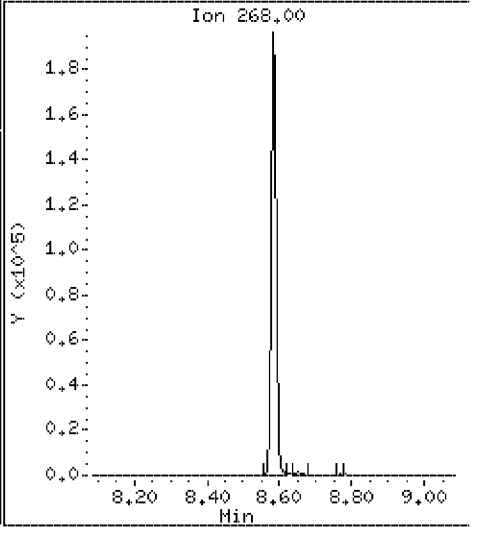

Data File: \\Svecd04\DD\chem\smsd03.i\S3042312.b\8270SEC2.D

Date : 23-APR-2012 13:33

Client ID: 8270SEC

Instrument: smsd03.i

Sample Info: 45872

Purge Volume: 1000.0

Operator: PEL

Column phase: HPMS-5

Column diameter: 0.25

101 Phenanthrene

Concentration: 48.1 ug/l

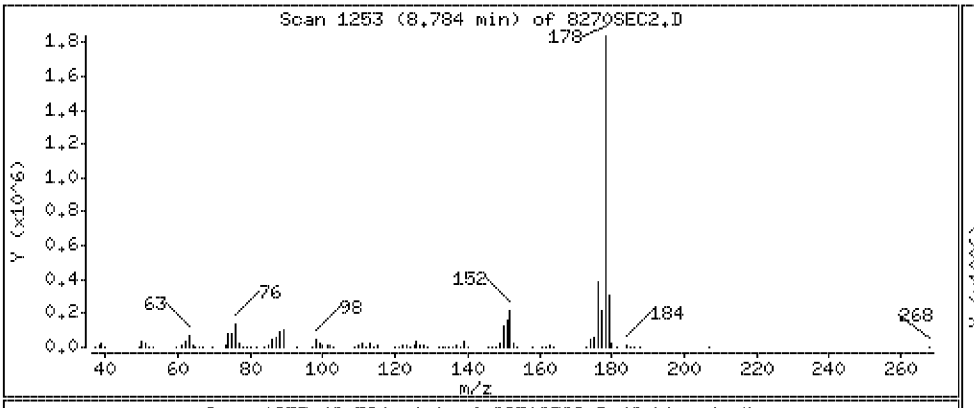

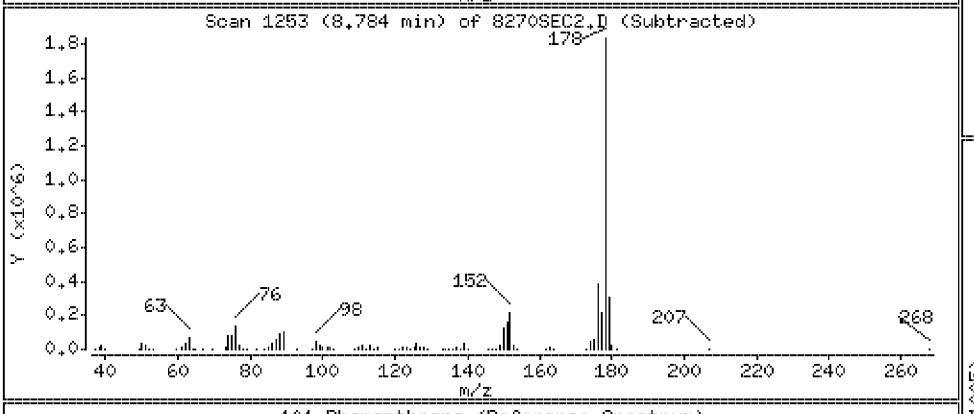

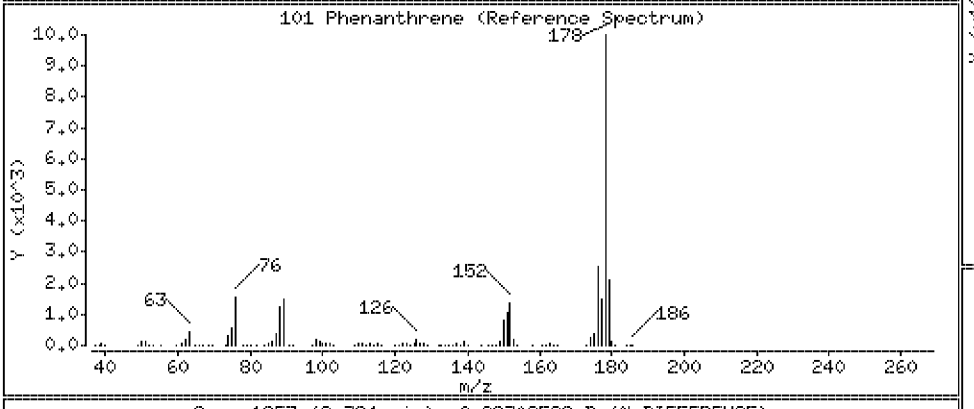

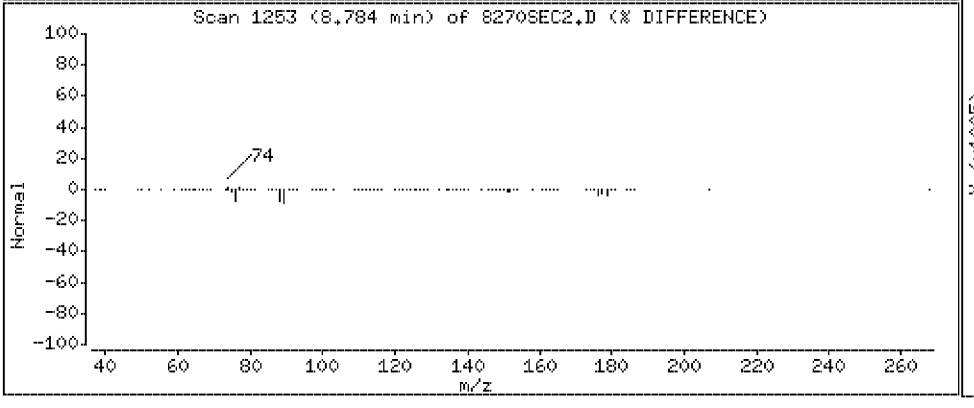

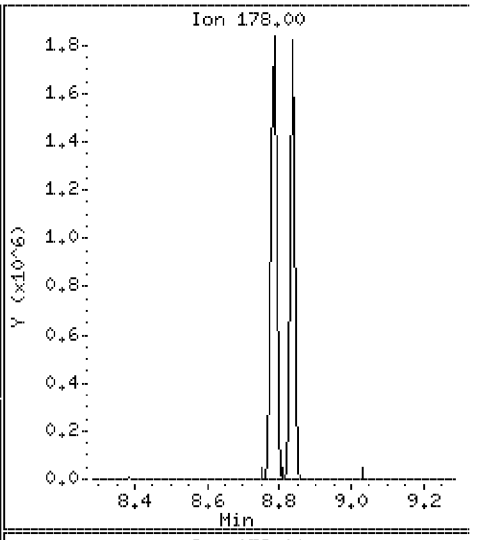

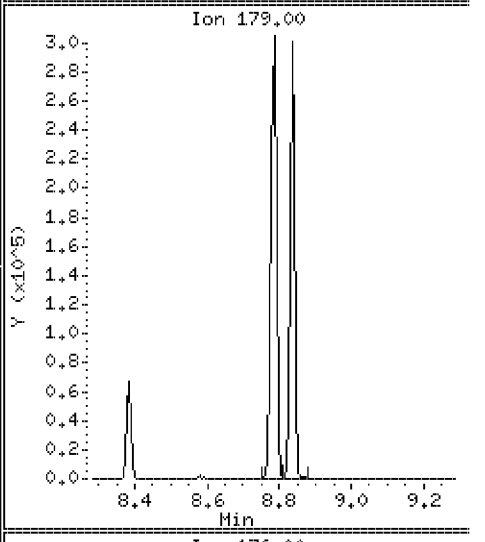

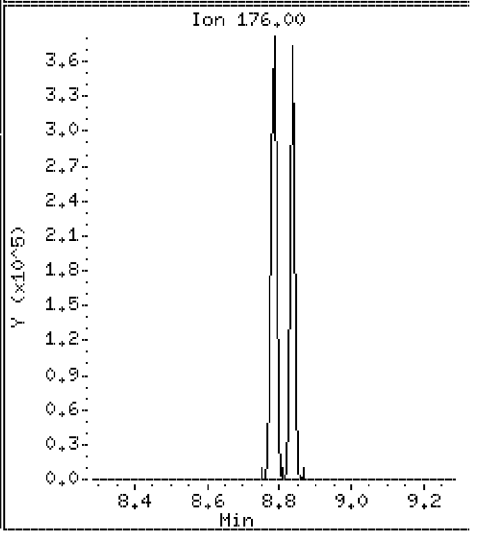

Data File: \\Svecd04\DD\chem\smsd03.i\S3042312.b\8270SEC2.D

Date : 23-APR-2012 13:33

Client ID: 8270SEC

Instrument: smsd03.i

Sample Info: 45872

Purge Volume: 1000.0

Operator: PEL

Column phase: HPMS-5

Column diameter: 0.25

103 Anthracene

Concentration: 48.4 ug/l

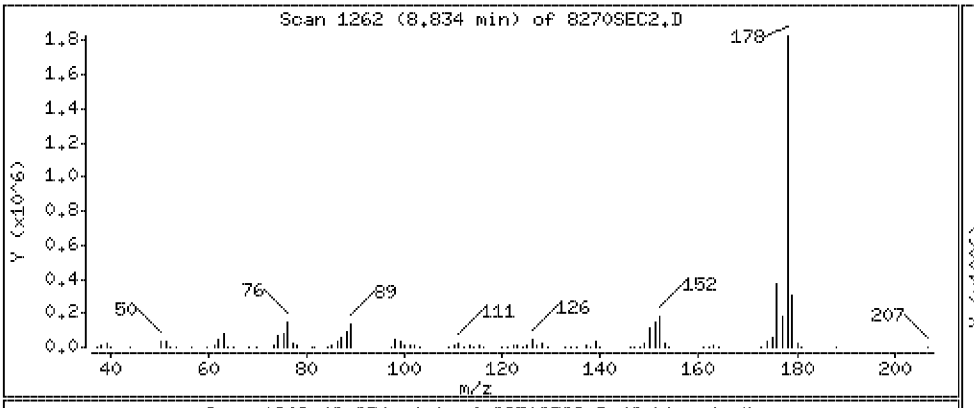

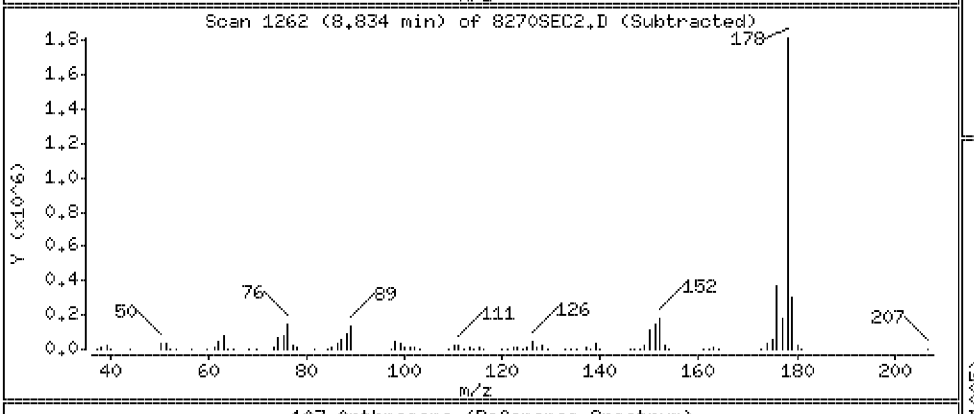

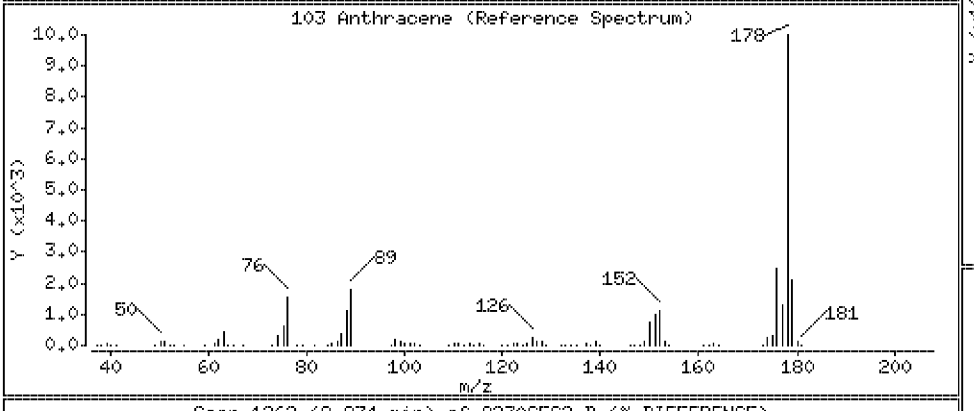

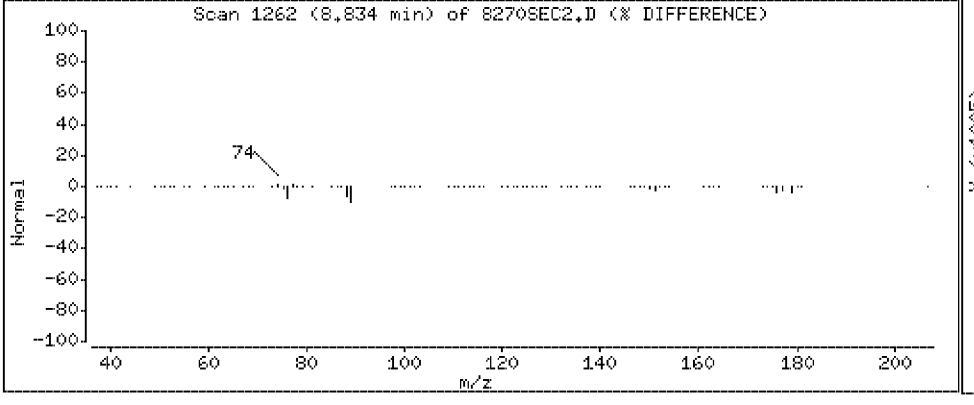

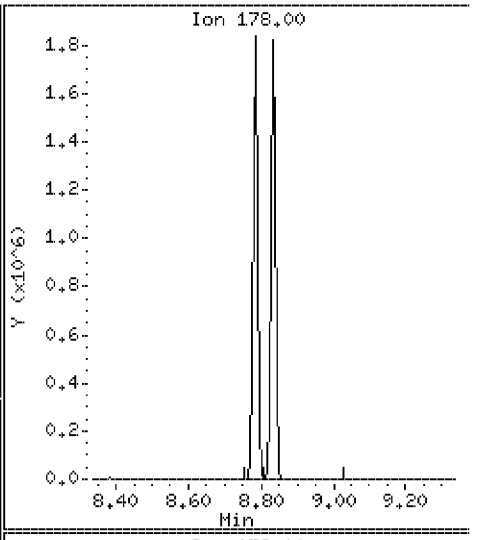

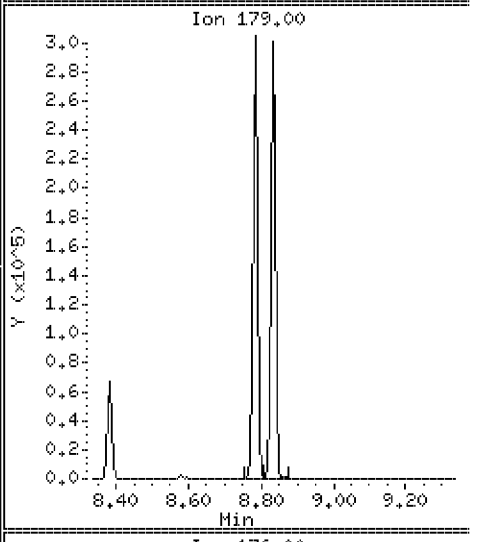

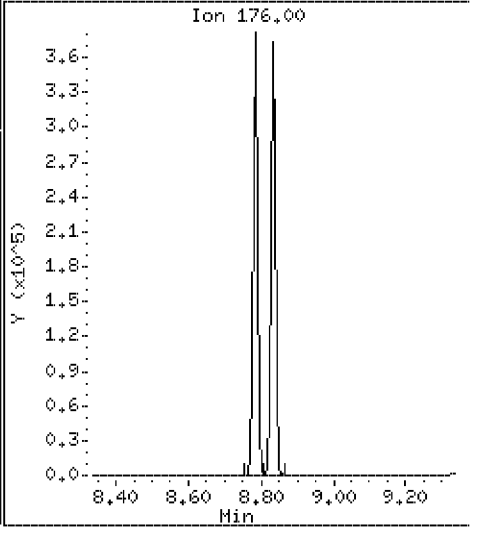

Data File: \\Svecd04\DD\chem\smsd03.i\S3042312.b\8270SEC2.D

Date : 23-APR-2012 13:33

Client ID: 8270SEC

Instrument: smsd03.i

Sample Info: 45872

Purge Volume: 1000.0

Operator: PEL

Column phase: HPMS-5

Column diameter: 0.25

104 Carbazole

Concentration: 51.2 ug/l

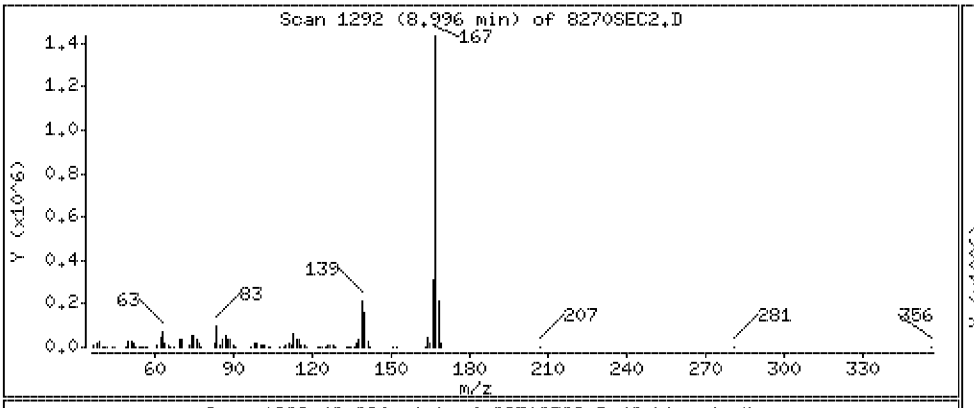

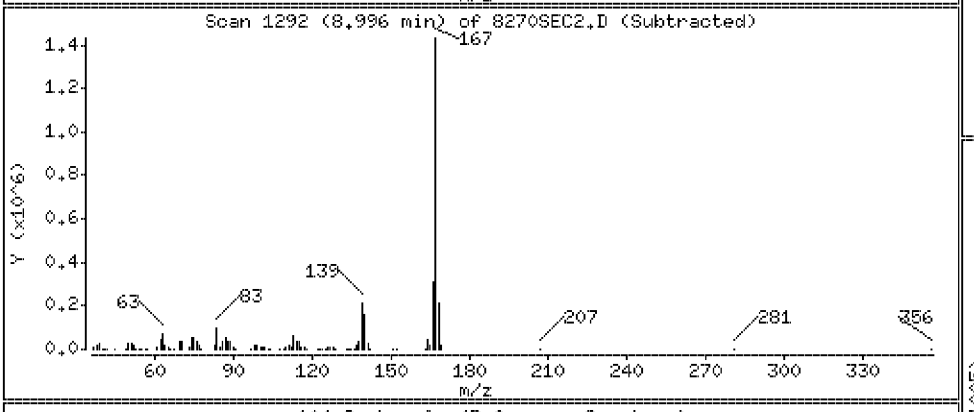

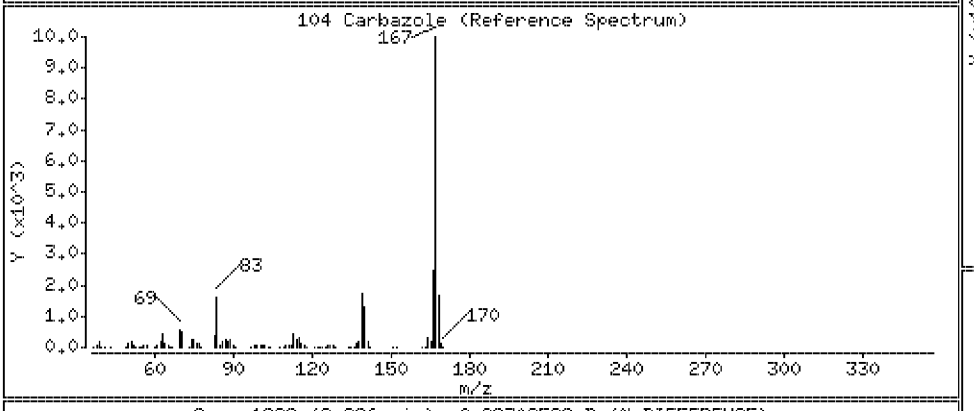

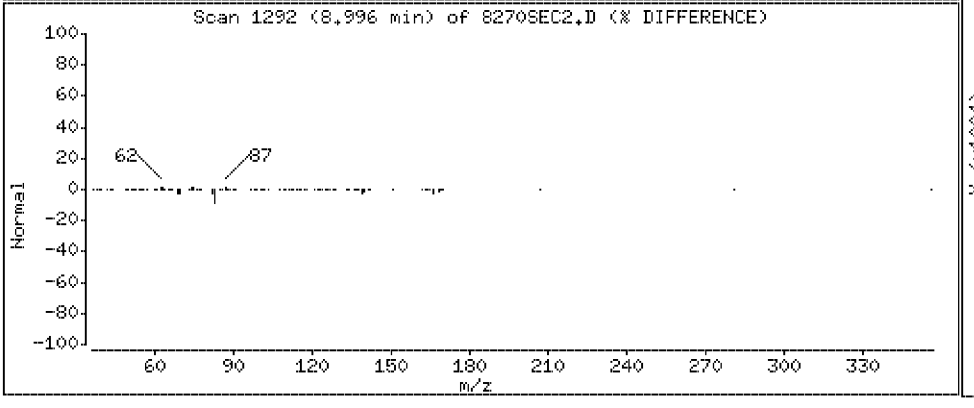

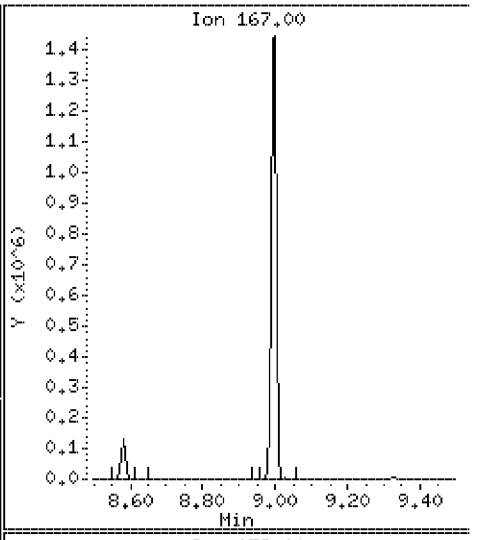

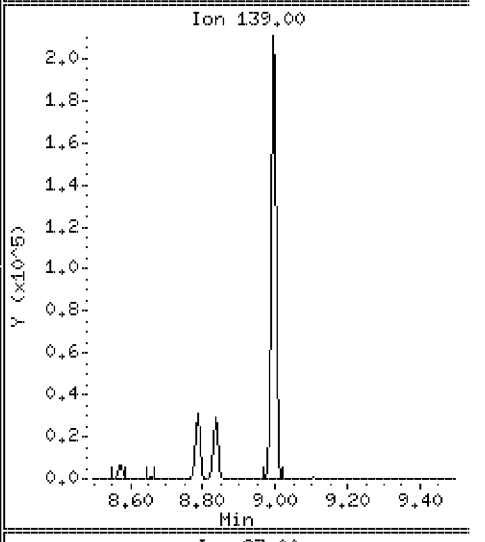

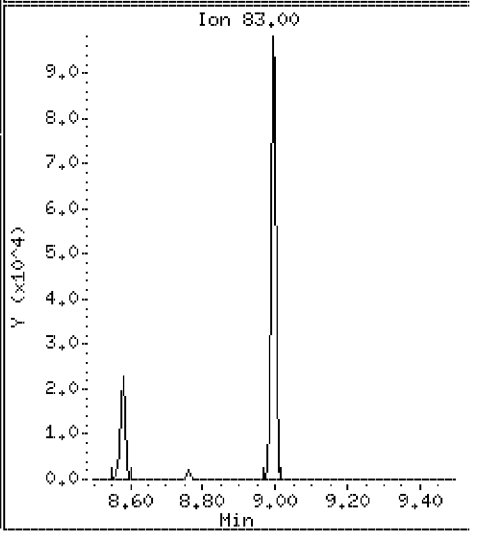

Data File: \\Svecd04\DD\chem\smsd03.i\S3042312.b\8270SEC2.D

Date : 23-APR-2012 13:33

Client ID: 8270SEC

Instrument: smsd03.i

Sample Info: 45872

Purge Volume: 1000.0

Operator: PEL

Column phase: HPMS-5

Column diameter: 0.25

105 Di-n-butylphthalate

Concentration: 48.6 ug/l

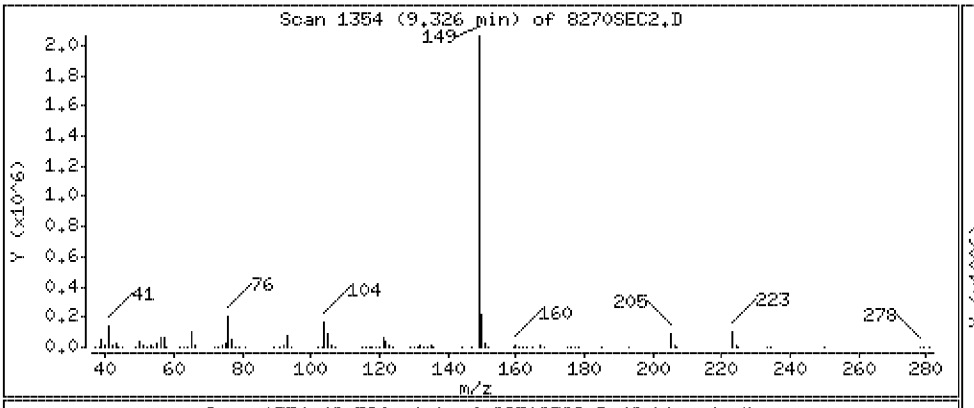

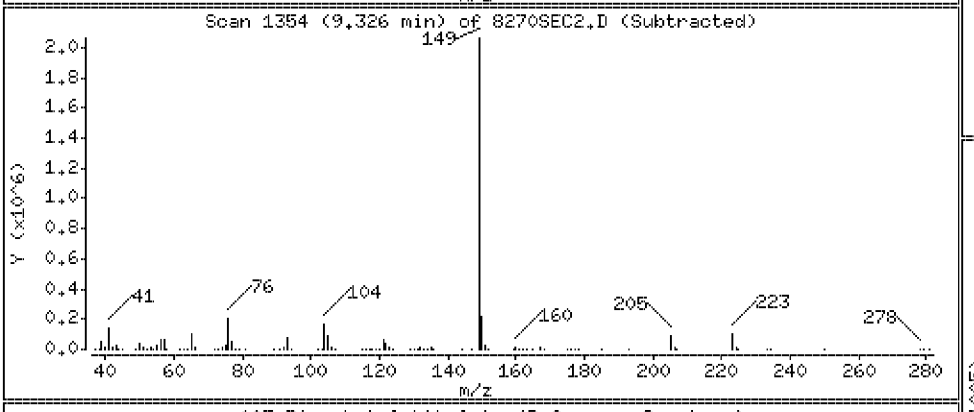

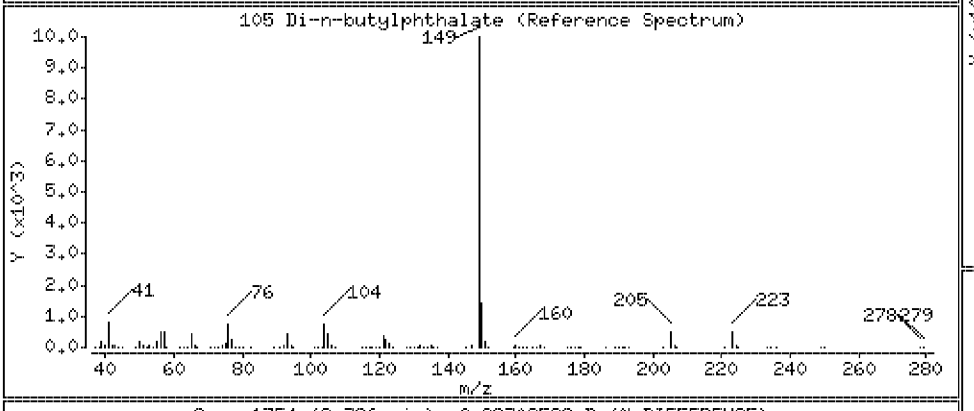

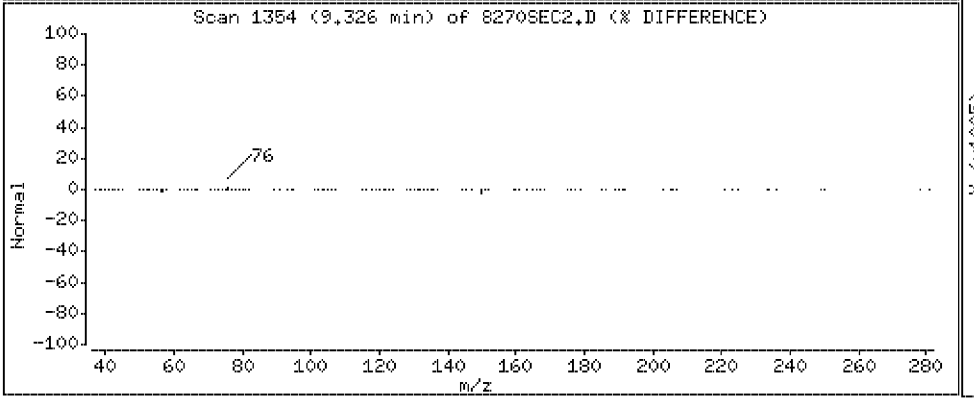

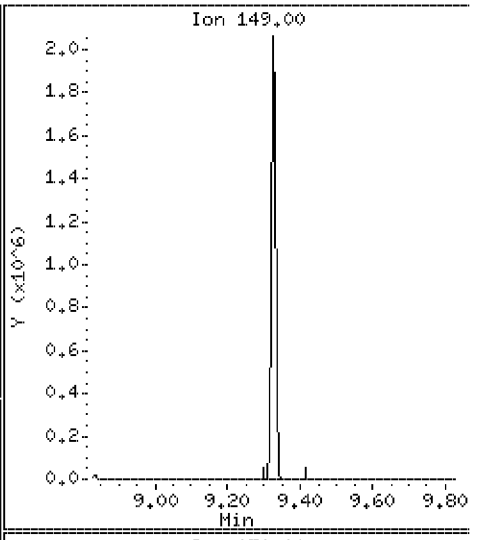

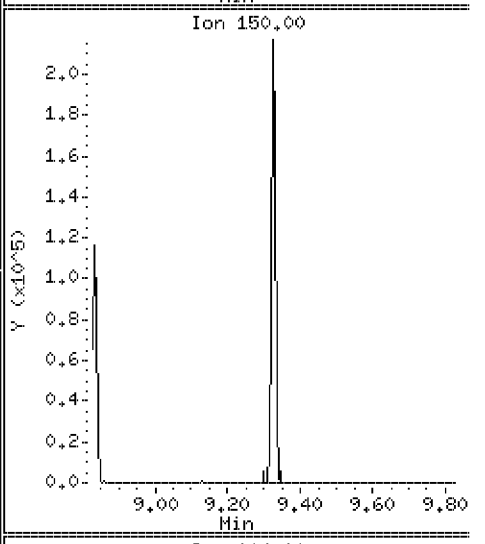

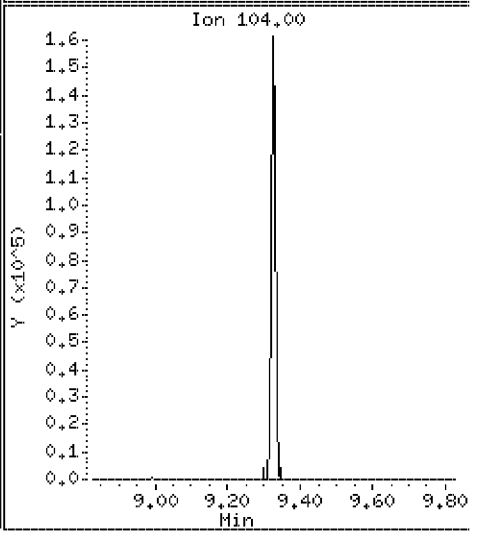

Data File: \\Svecd04\DD\chem\smsd03.i\S3042312.b\8270SEC2.D

Date : 23-APR-2012 13:33

Client ID: 8270SEC

Instrument: smsd03.i

Sample Info: 45872

Purge Volume: 1000.0

Operator: PEL

Column phase: HPMS-5

Column diameter: 0.25

109 Fluoranthene

Concentration: 49.2 ug/l

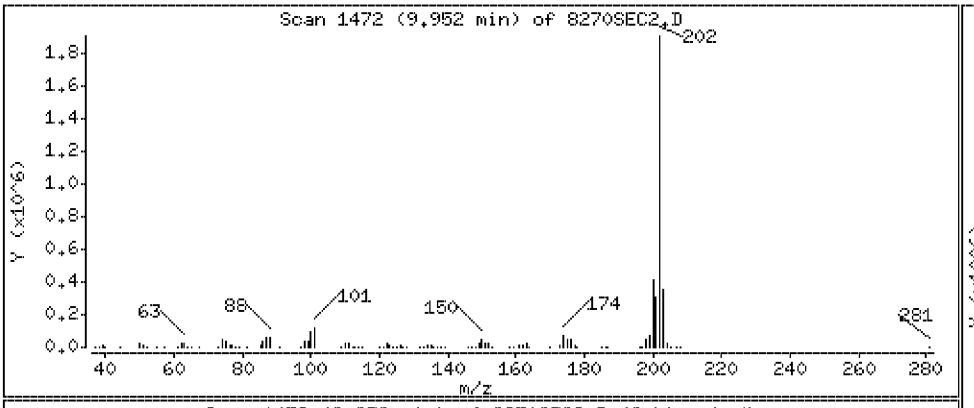

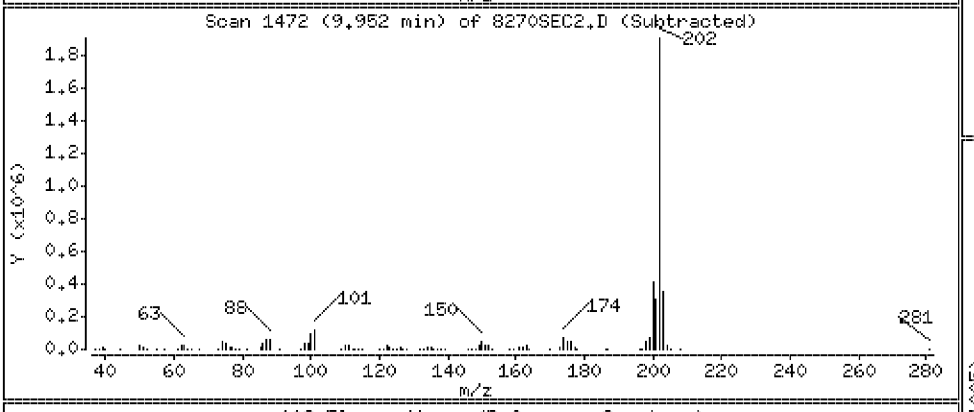

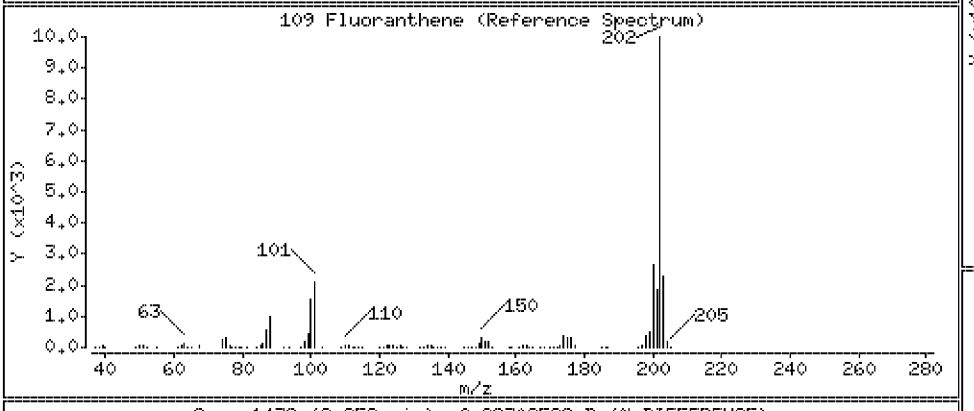

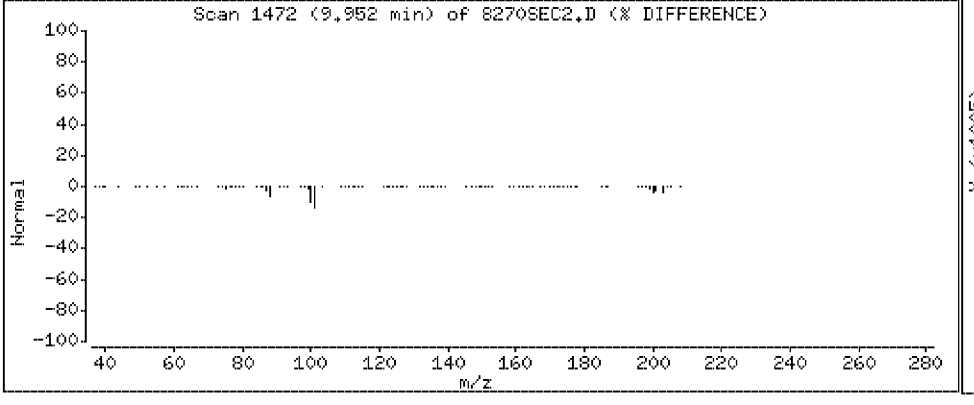

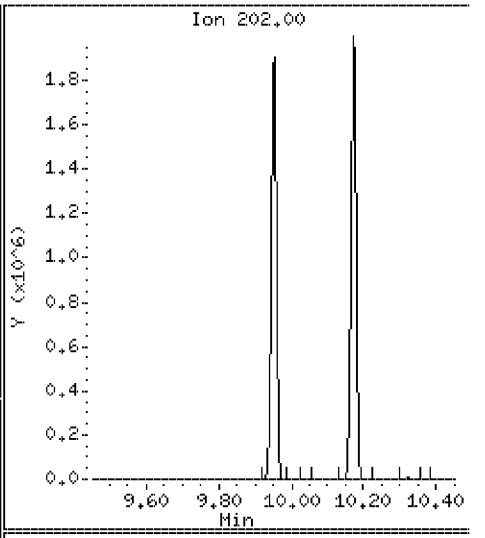

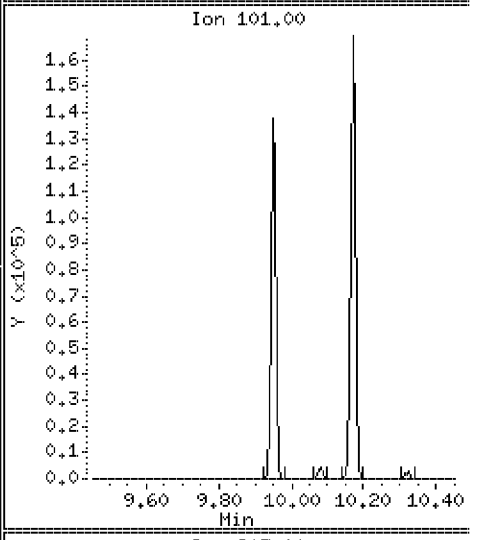

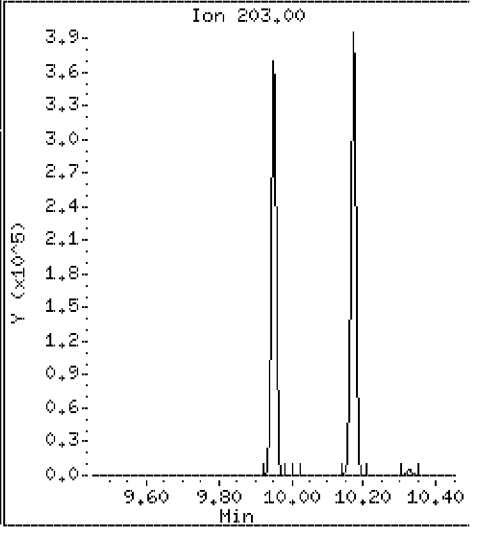

Data File: \\Svecd04\DD\chem\smsd03.i\S3042312.b\8270SEC2.D

Date : 23-APR-2012 13:33

Client ID: 8270SEC

Instrument: smsd03.i

Sample Info: 45872

Purge Volume: 1000.0

Operator: PEL

Column phase: HPMS-5

Column diameter: 0.25

111 Pyrene

Concentration: 47.9 ug/l

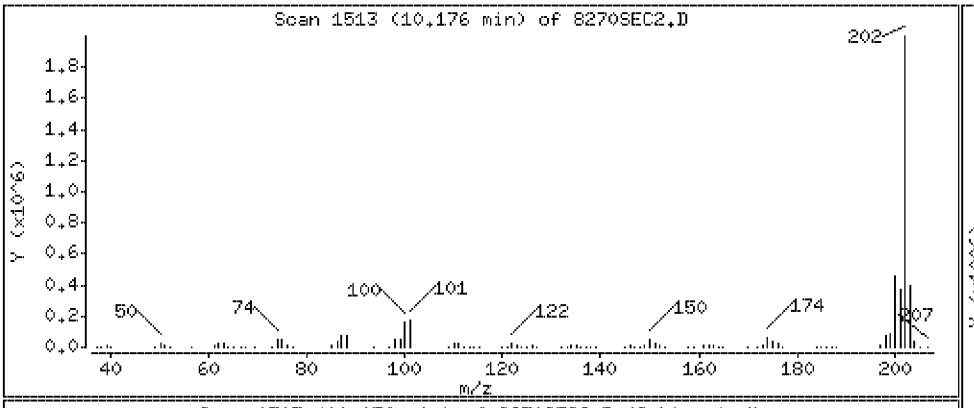

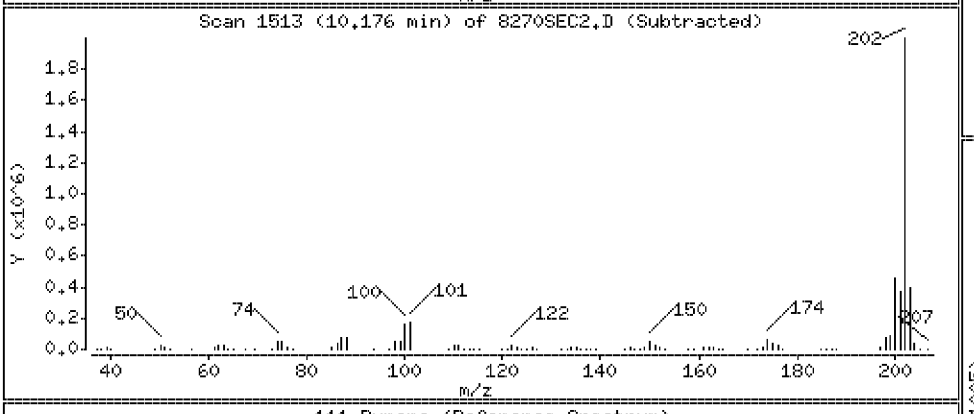

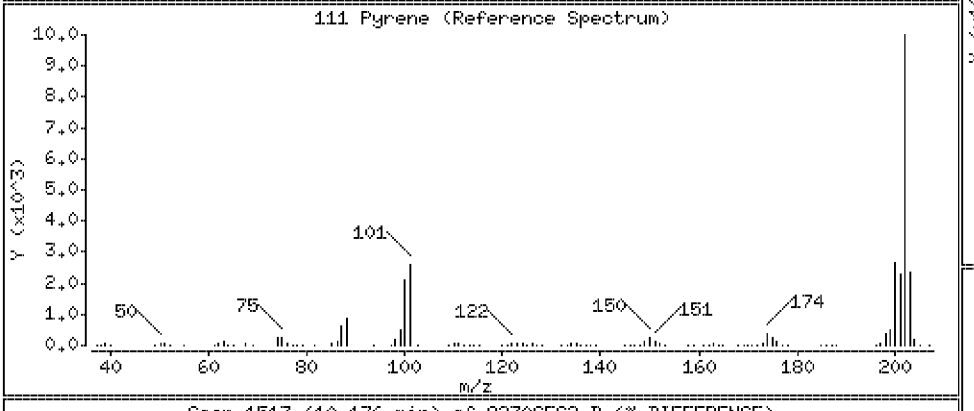

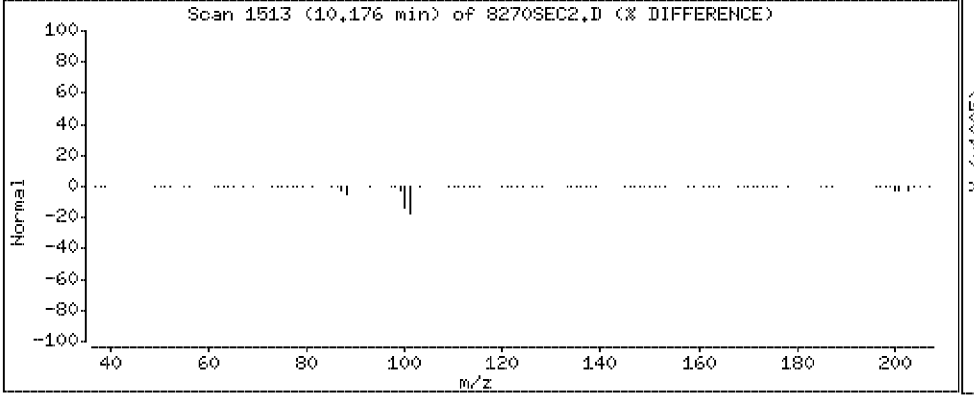

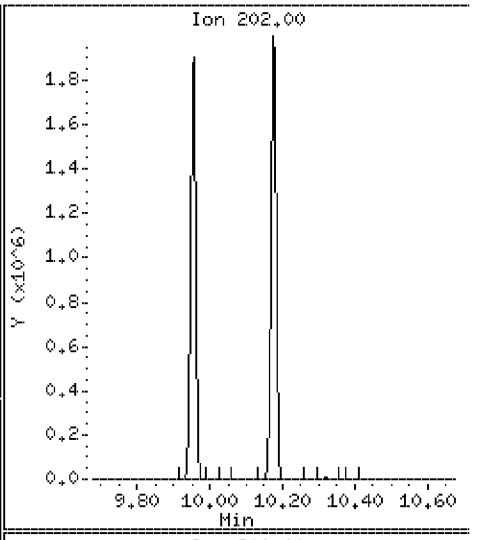

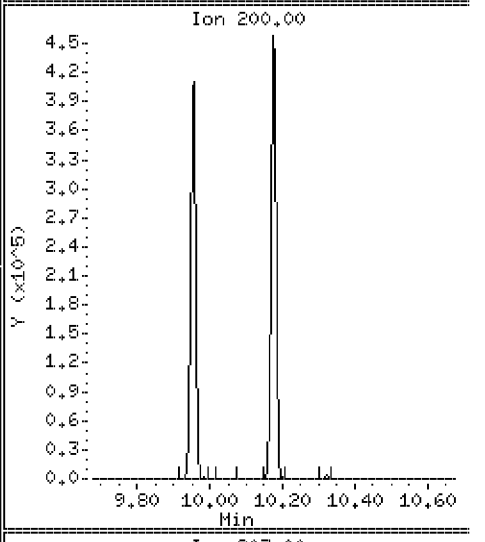

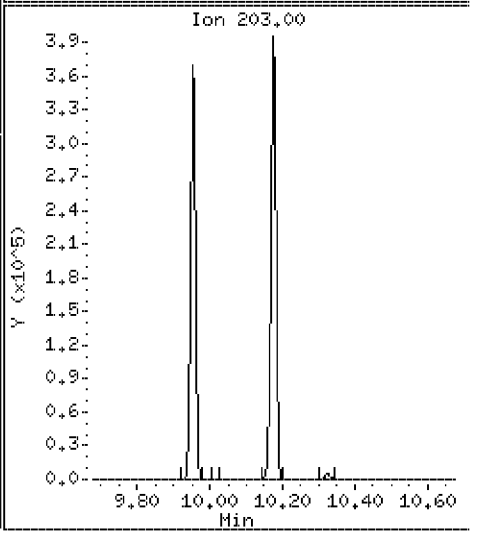

Data File: \\Svecd04\DD\chem\smsd03.i\S3042312.b\8270SEC2.D

Date : 23-APR-2012 13:33

Client ID: 8270SEC

Instrument: smsd03.i

Sample Info: 45872

Purge Volume: 1000.0

Operator: PEL

Column phase: HPMS-5

Column diameter: 0.25

118 Butylbenzylphthalate

Concentration: 50.7 ug/l

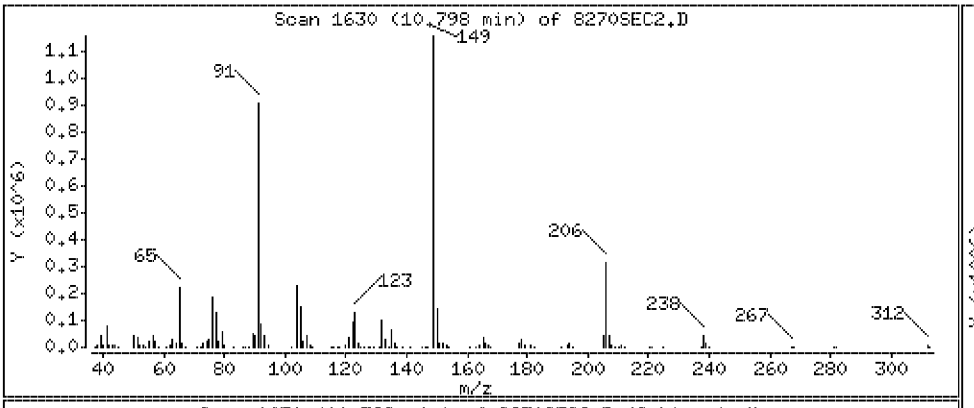

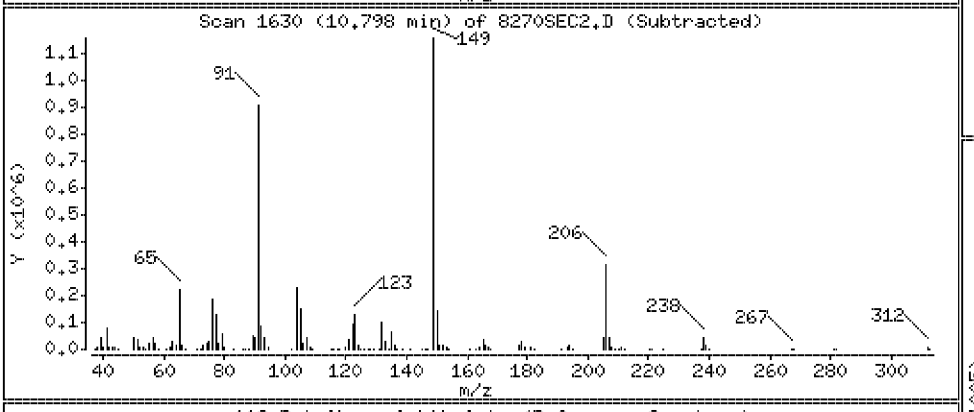

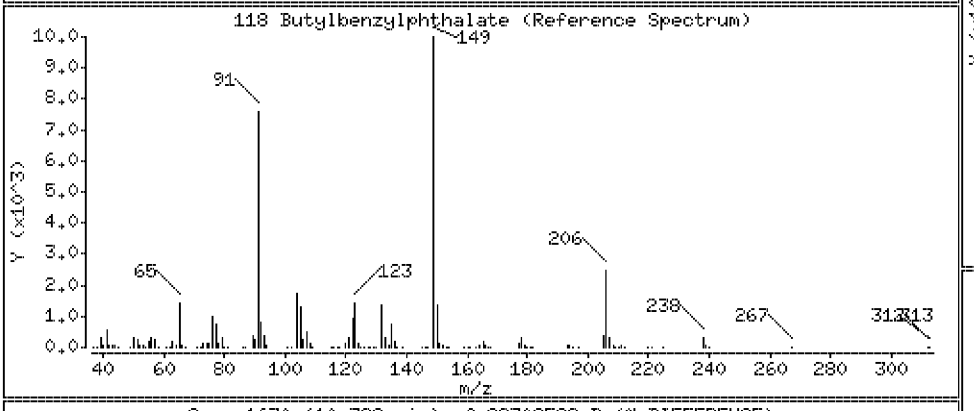

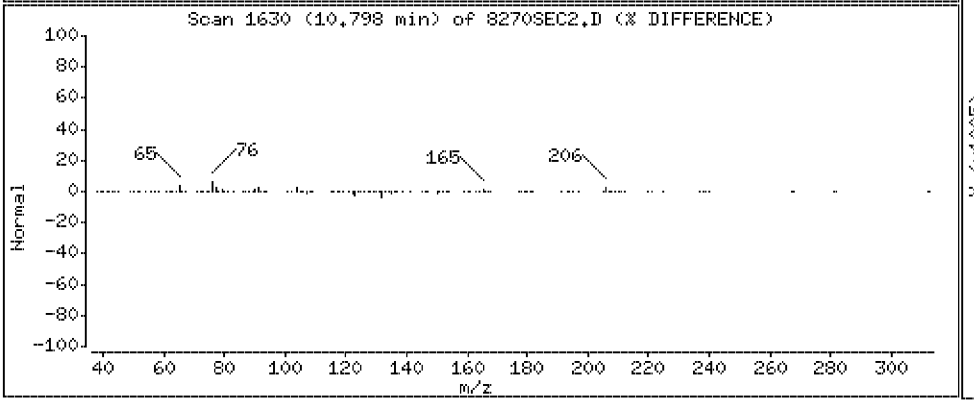

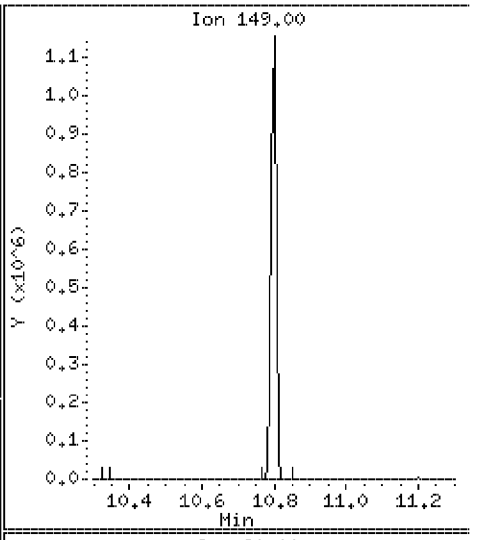

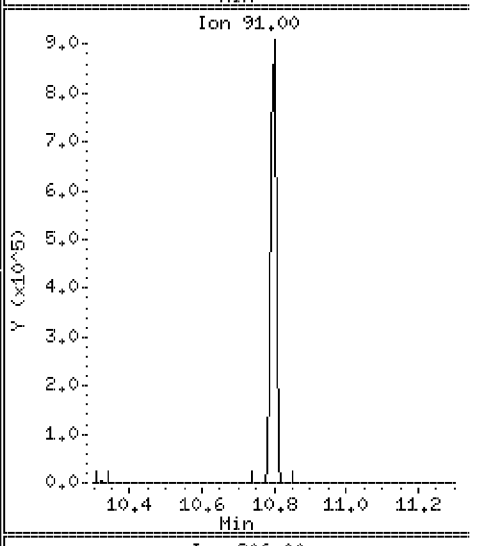

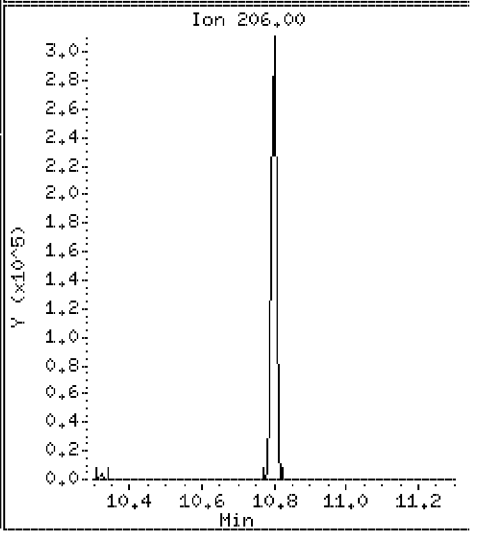

Data File: \\Svecd04\DD\chem\smsd03.i\S3042312.b\8270SEC2.D

Date : 23-APR-2012 13:33

Client ID: 8270SEC

Instrument: smsd03.i

Sample Info: 45872

Purge Volume: 1000.0

Operator: PEL

Column phase: HPMS-5

Column diameter: 0.25

120 Benzo[a]anthracene

Concentration: 49.8 ug/l

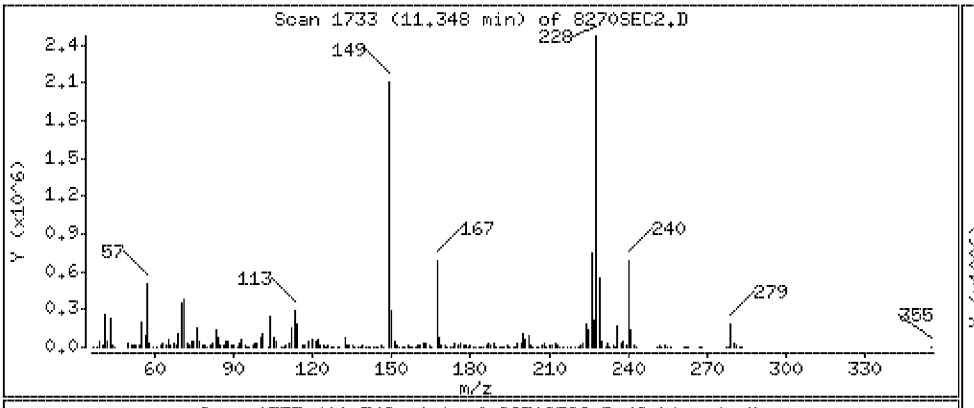

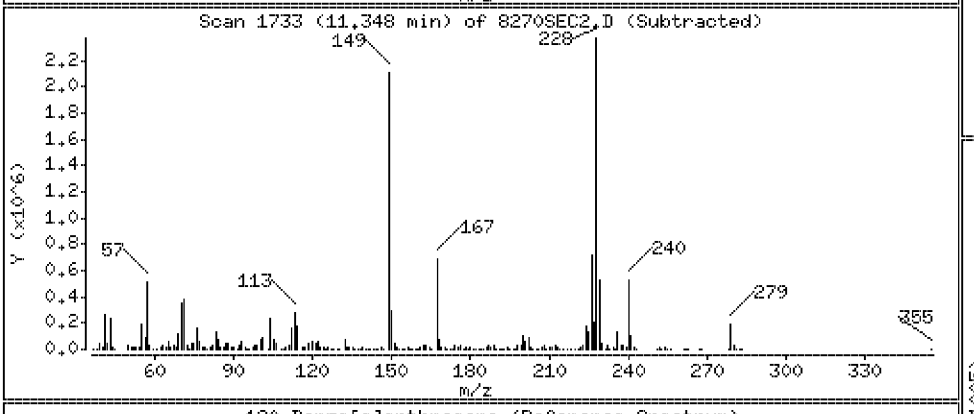

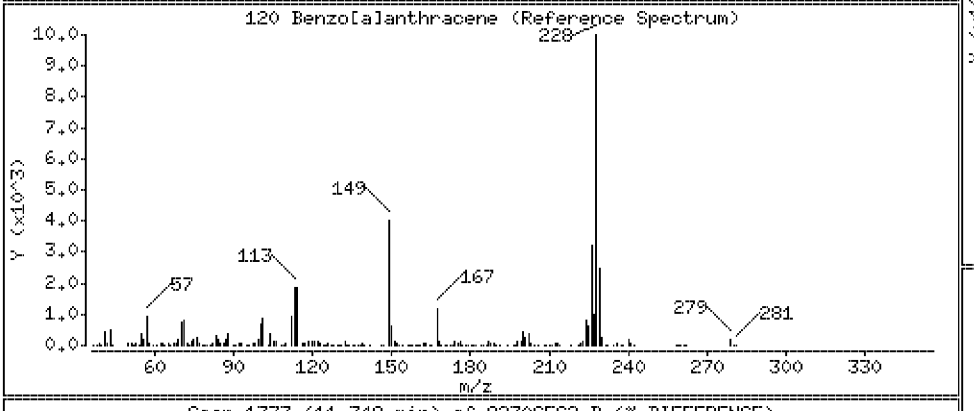

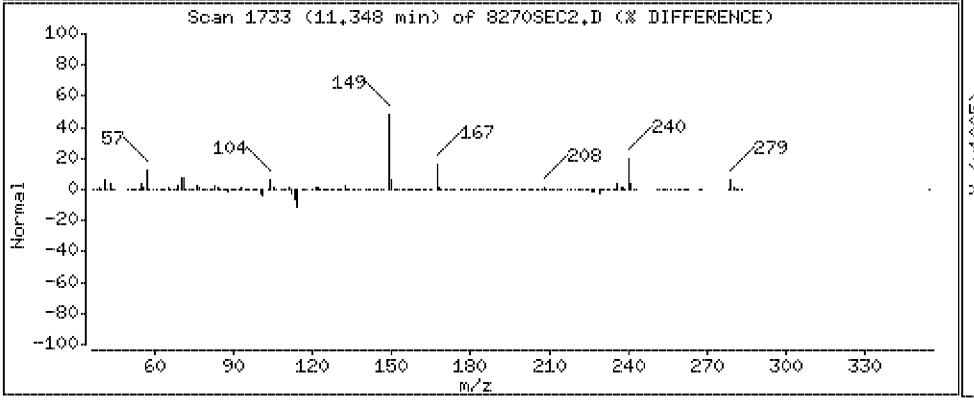

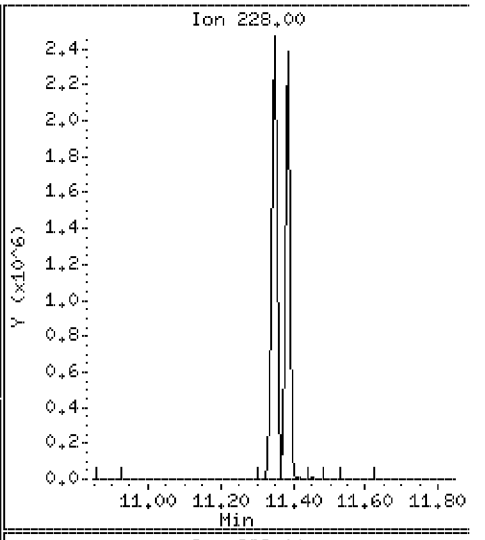

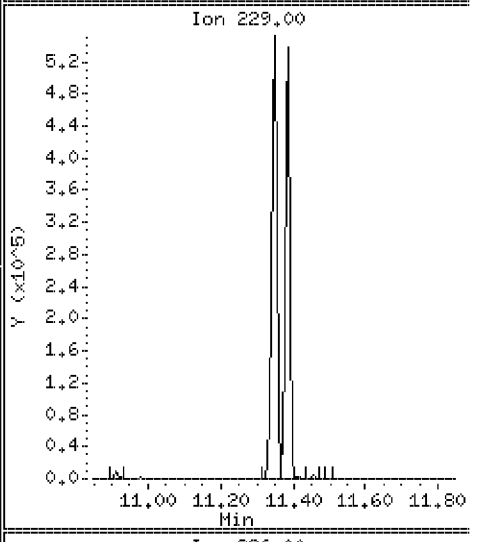

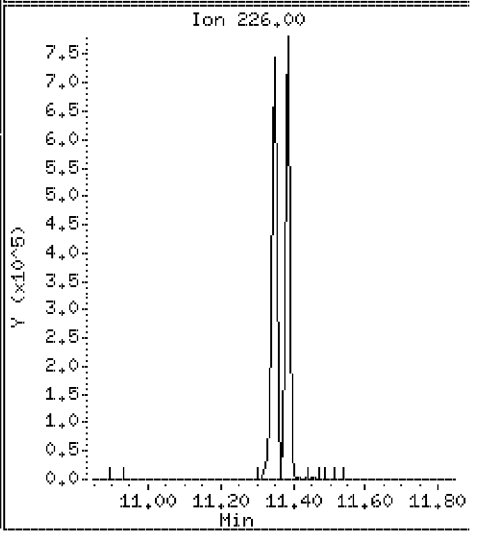

Data File: \\Svecd04\DD\chem\smsd03.i\S3042312.b\8270SEC2.D

Date : 23-APR-2012 13:33

Client ID: 8270SEC

Instrument: smsd03.i

Sample Info: 45872

Purge Volume: 1000.0

Operator: PEL

Column phase: HPMS-5

Column diameter: 0.25

123 Chrysene

Concentration: 47.2 ug/l

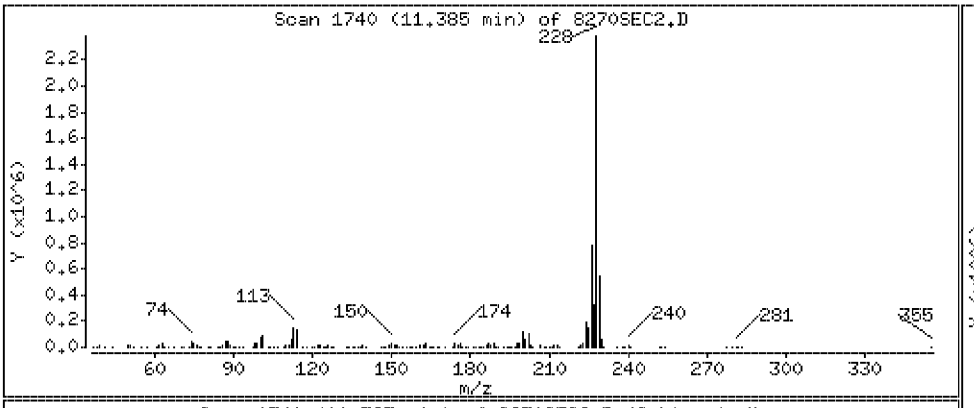

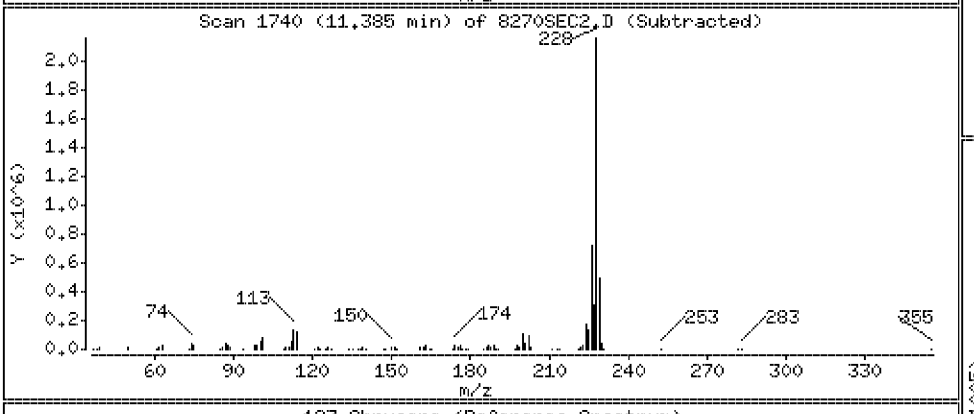

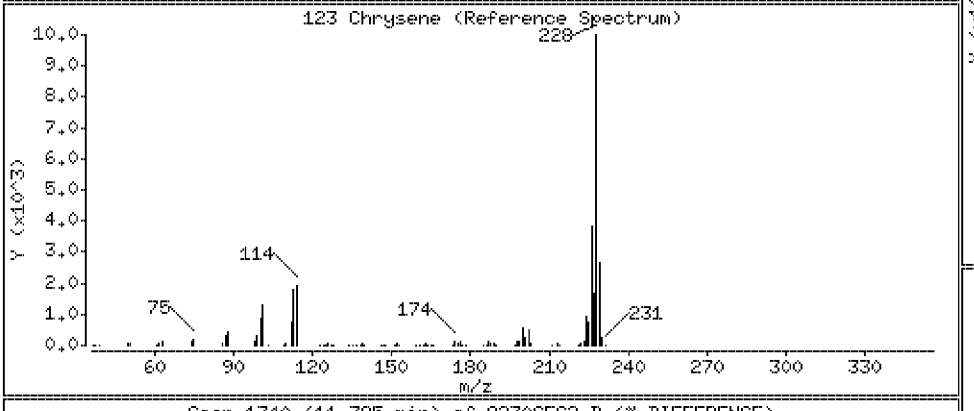

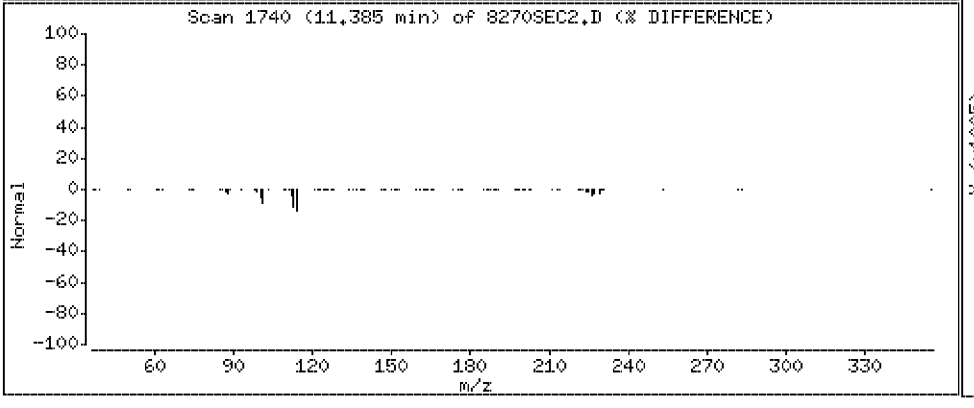

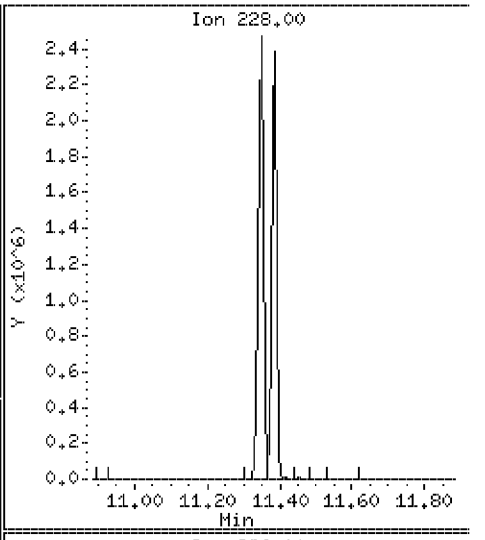

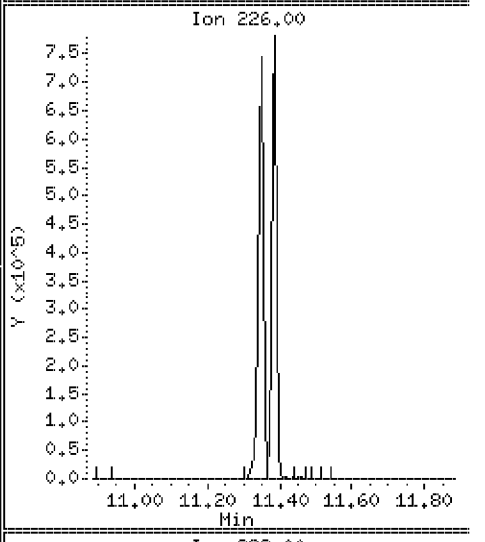

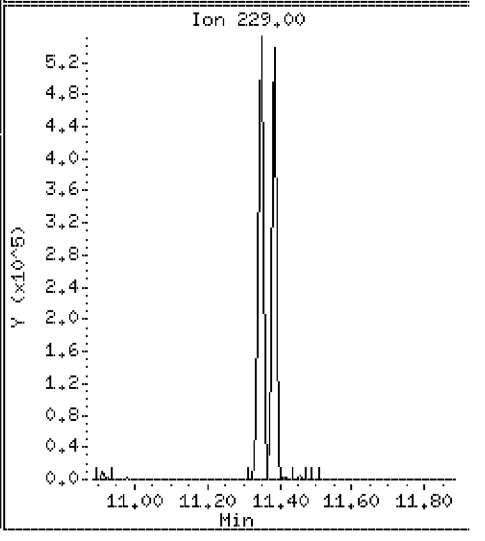

Data File: \\Svecd04\DD\chem\smsd03.i\S3042312.b\8270SEC2.D

Date : 23-APR-2012 13:33

Client ID: 8270SEC

Instrument: smsd03.i

Sample Info: 45872

Purge Volume: 1000.0

Operator: PEL

Column phase: HPMS-5

Column diameter: 0.25

124 Bis-2-Ethylhexylphthalate

Concentration: 52.3 ug/l

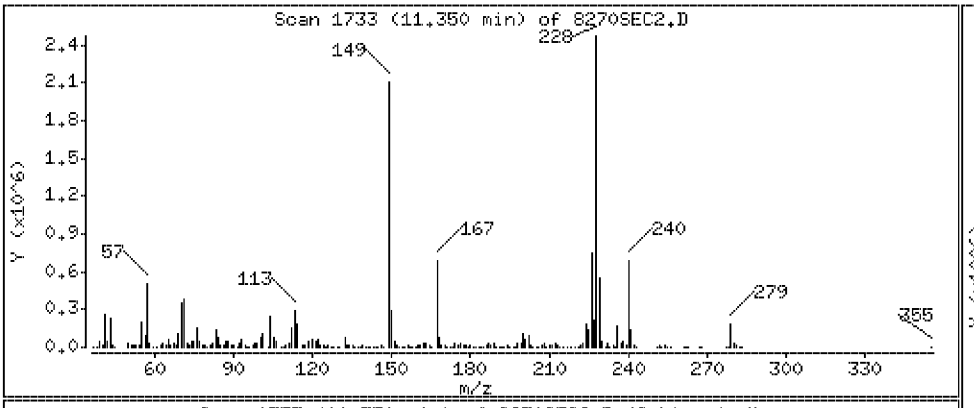

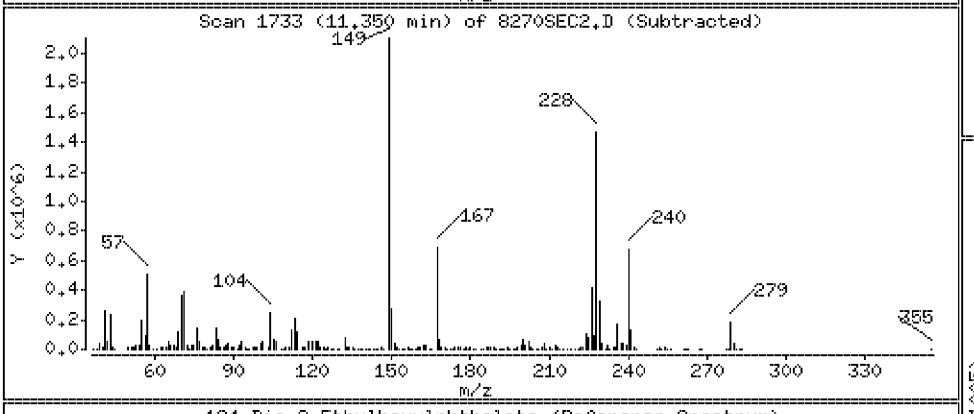

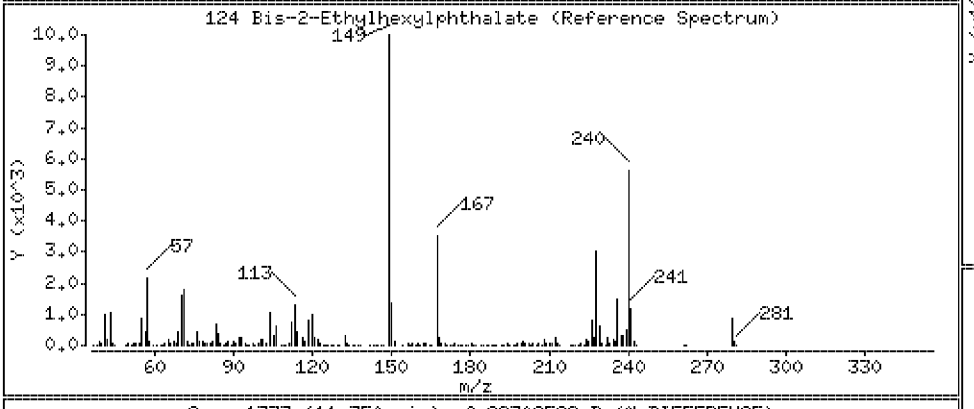

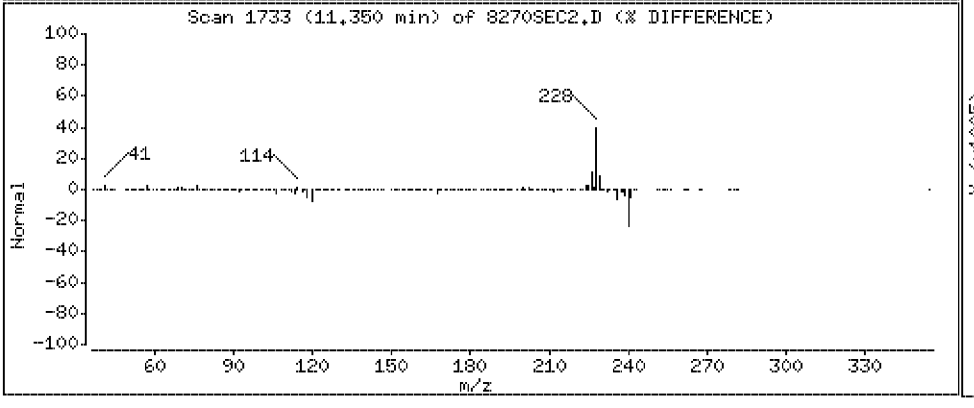

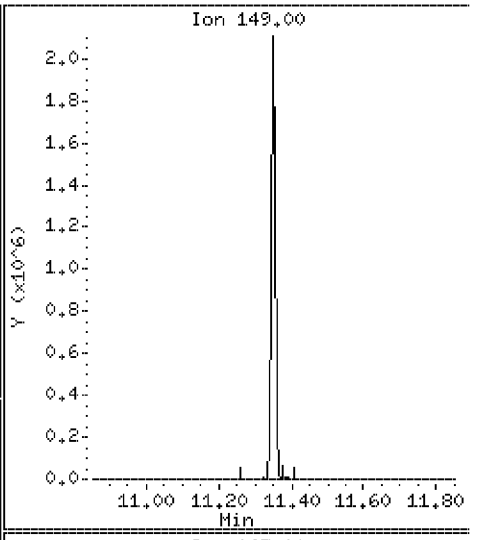

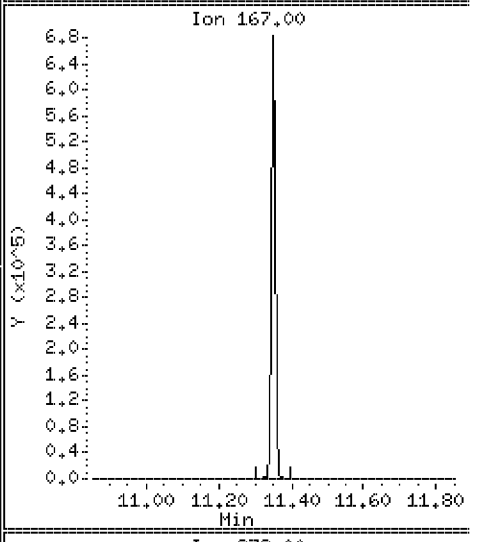

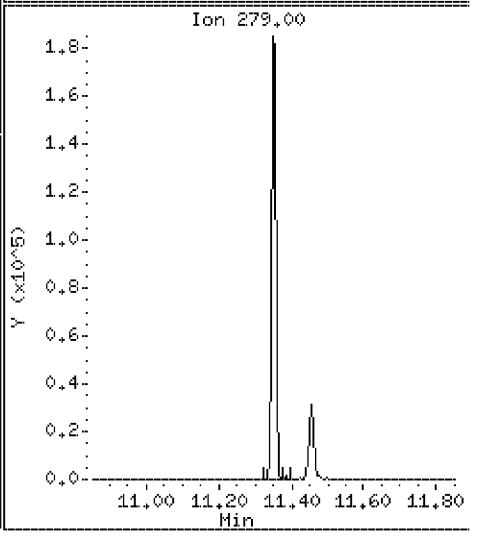

Data File: \\Svecd04\DD\chem\smsd03.i\S3042312.b\8270SEC2.D

Date : 23-APR-2012 13:33

Client ID: 8270SEC

Instrument: smsd03.i

Sample Info: 45872

Purge Volume: 1000.0

Operator: PEL

Column phase: HPMS-5

Column diameter: 0.25

125 Di-n-octylphthalate

Concentration: 51.6 ug/l

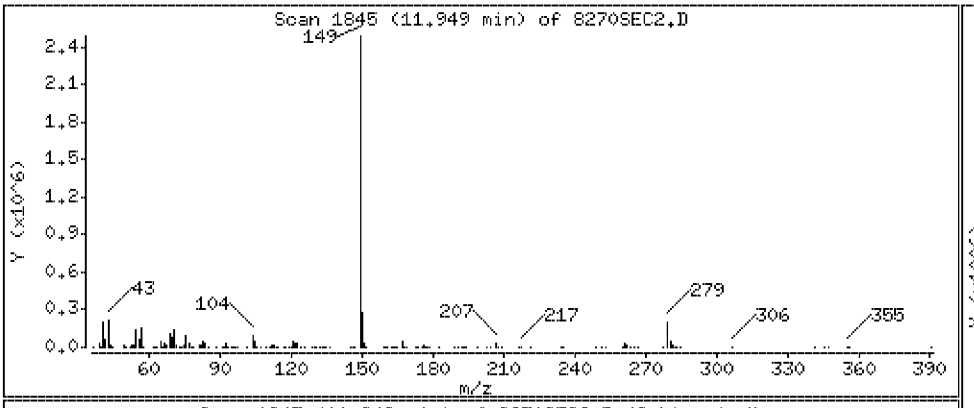

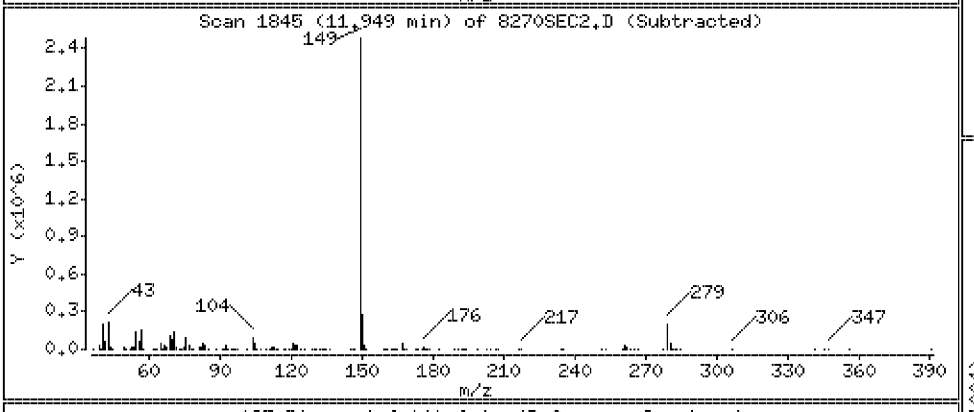

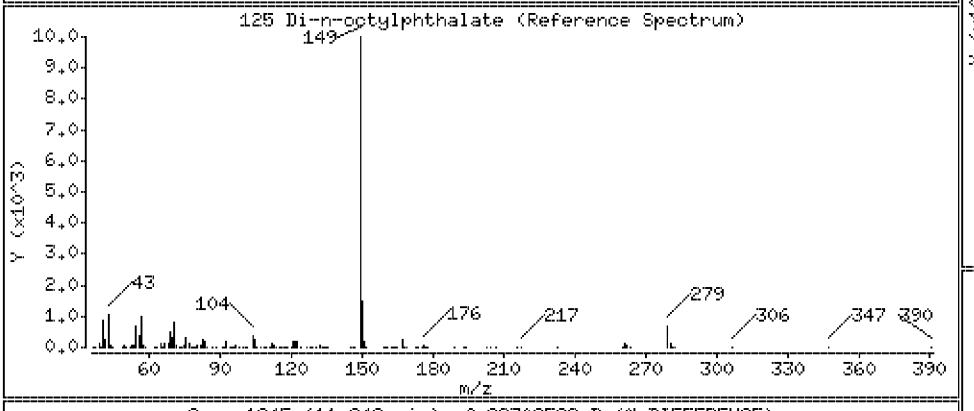

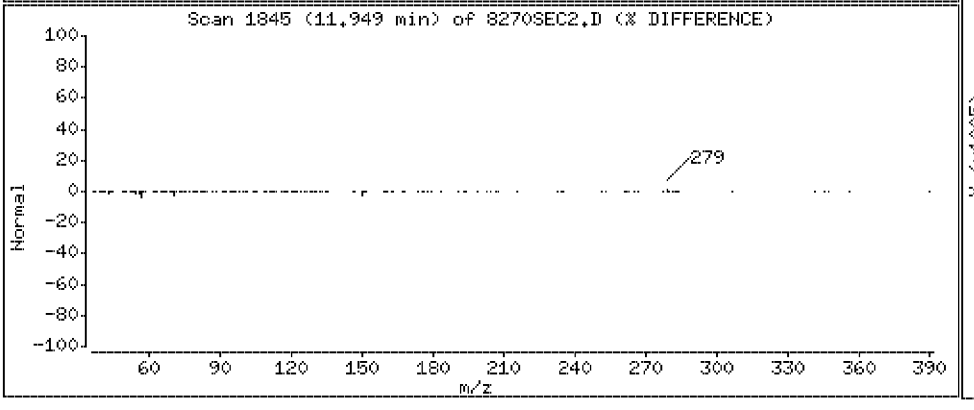

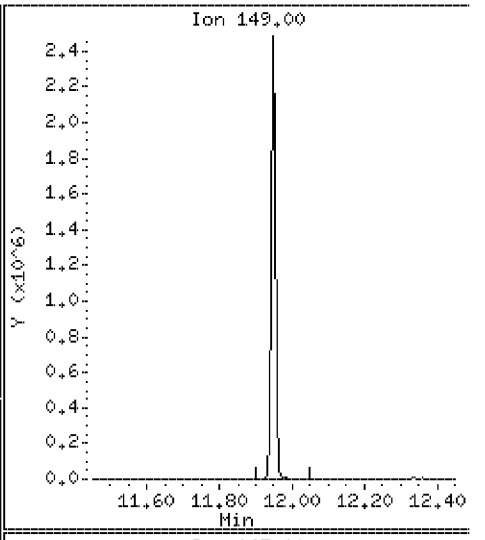

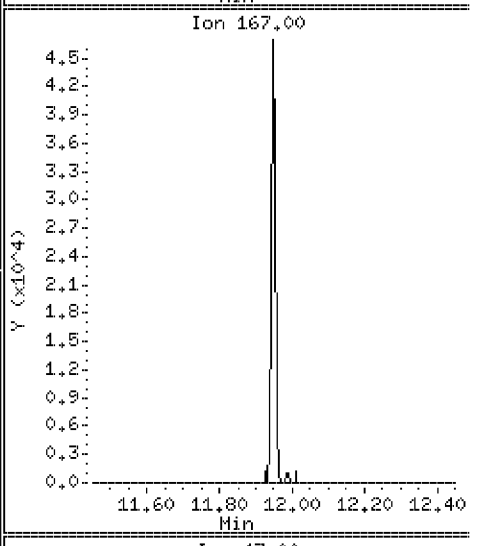

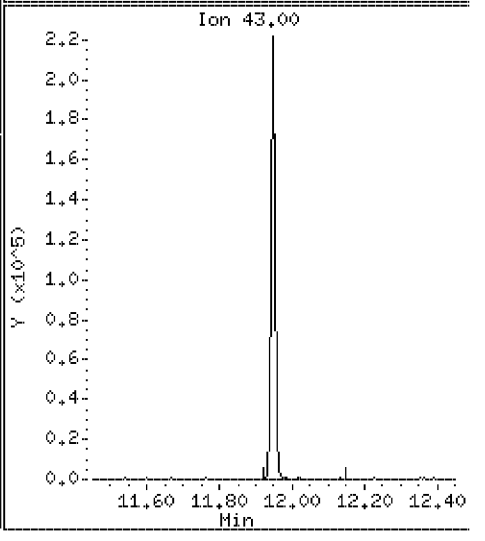

Data File: \\Svecd04\DD\chem\smsd03.i\S3042312.b\8270SEC2.D

Date : 23-APR-2012 13:33

Client ID: 8270SEC

Instrument: smsd03.i

Sample Info: 45872

Purge Volume: 1000.0

Operator: PEL

Column phase: HPMS-5

Column diameter: 0.25

127 Benzo[b]fluoranthene

Concentration: 49.1 ug/l

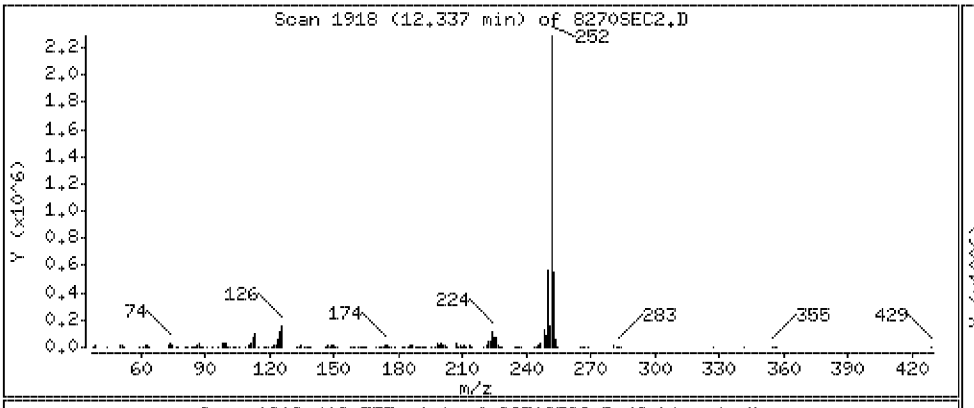

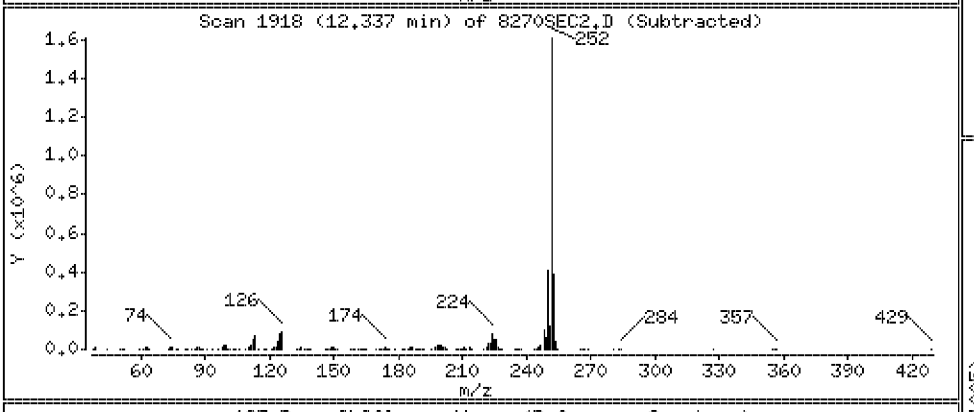

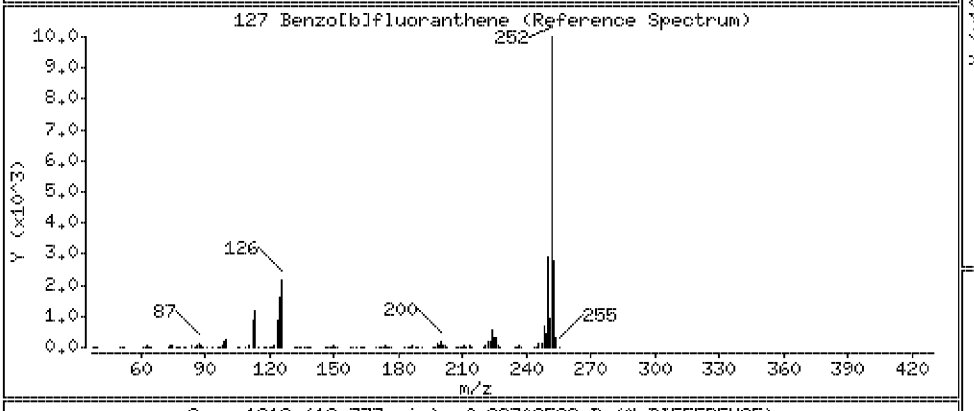

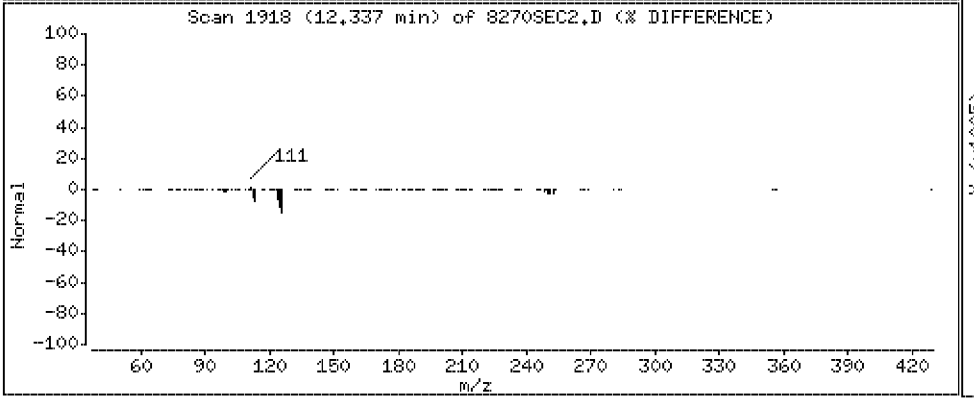

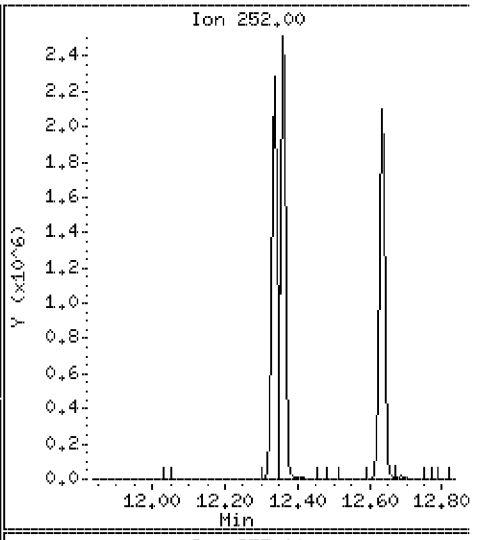

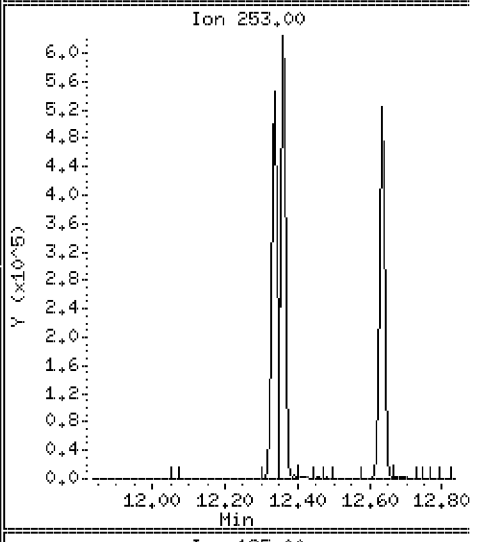

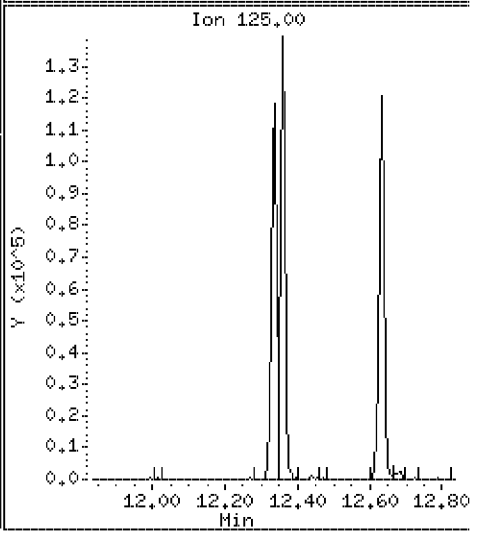

Data File: \\Svecd04\DD\chem\smsd03.i\S3042312.b\8270SEC2.D

Date : 23-APR-2012 13:33

Client ID: 8270SEC

Instrument: smsd03.i

Sample Info: 45872

Purge Volume: 1000.0

Operator: PEL

Column phase: HPMS-5

Column diameter: 0.25

128 Benzo[k]fluoranthene

Concentration: 48.8 ug/l

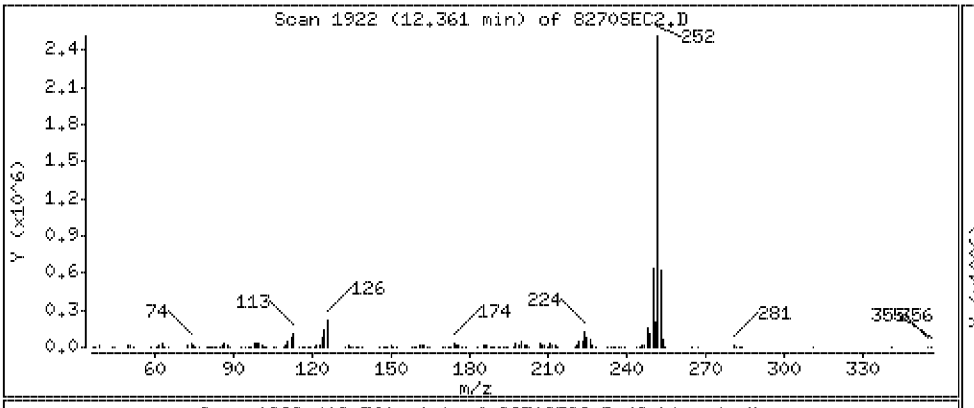

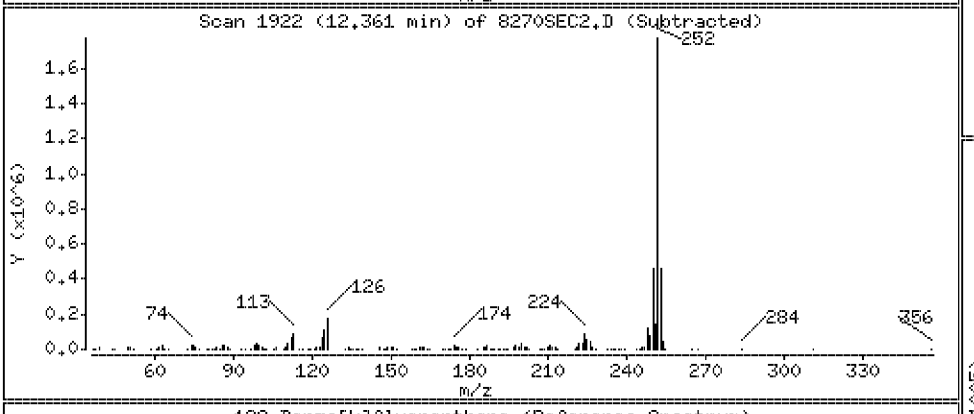

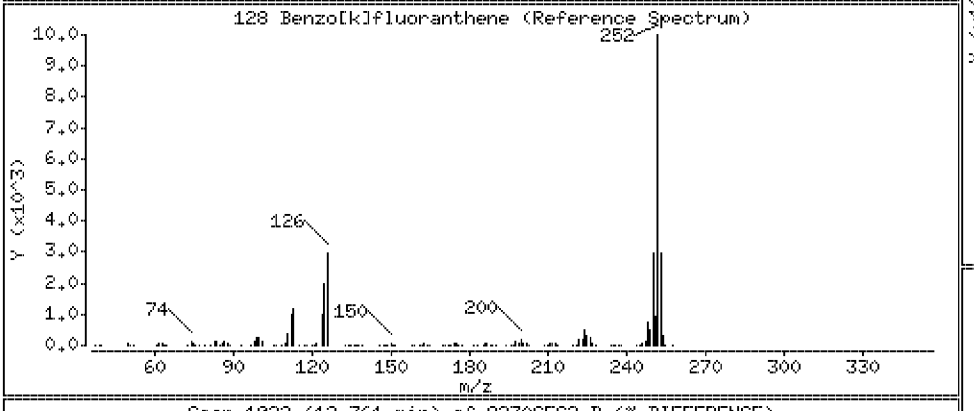

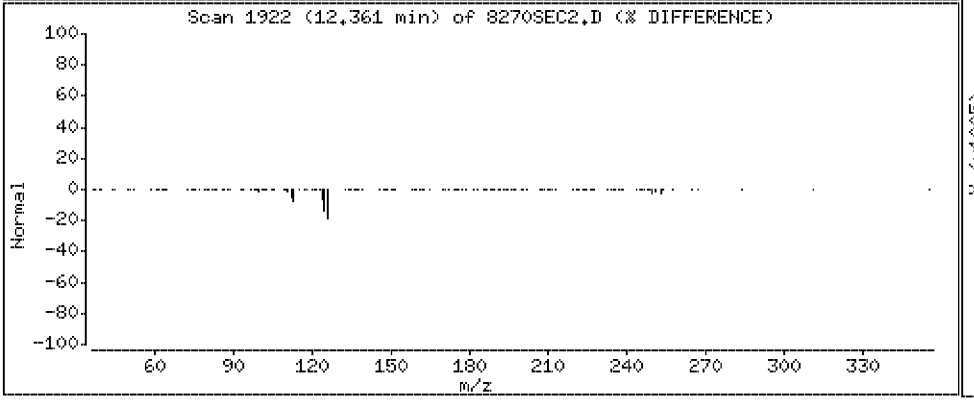

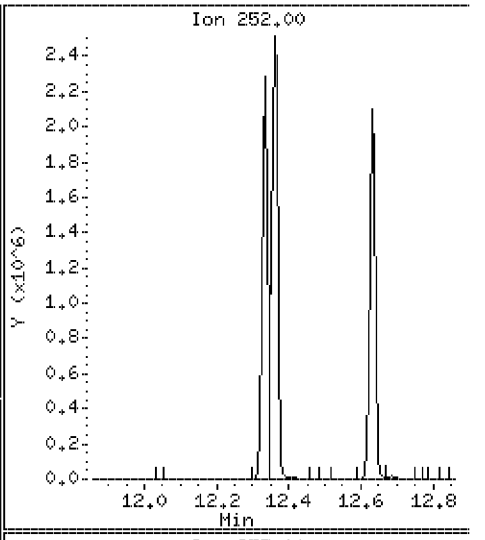

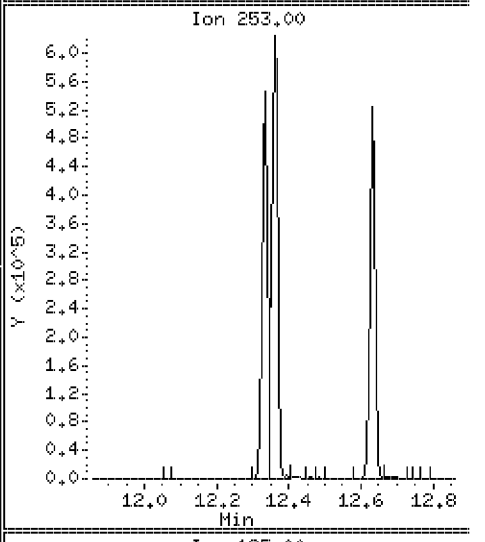

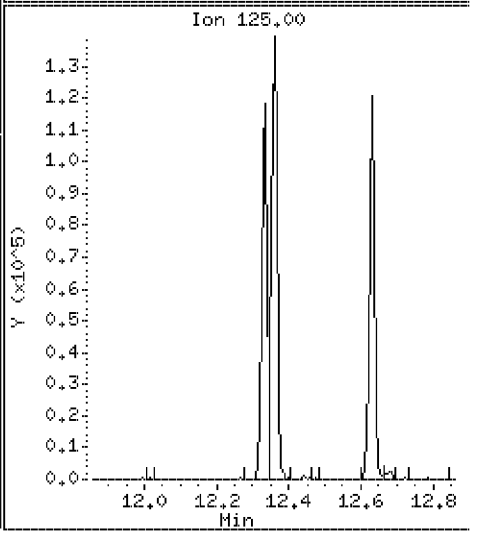

Data File: \\Svecd04\DD\chem\smsd03.i\S3042312.b\8270SEC2.D

Date : 23-APR-2012 13:33

Client ID: 8270SEC

Instrument: smsd03.i

Sample Info: 45872

Purge Volume: 1000.0

Operator: PEL

Column phase: HPMS-5

Column diameter: 0.25

129 Benzo[a]pyrene

Concentration: 48.4 ug/l

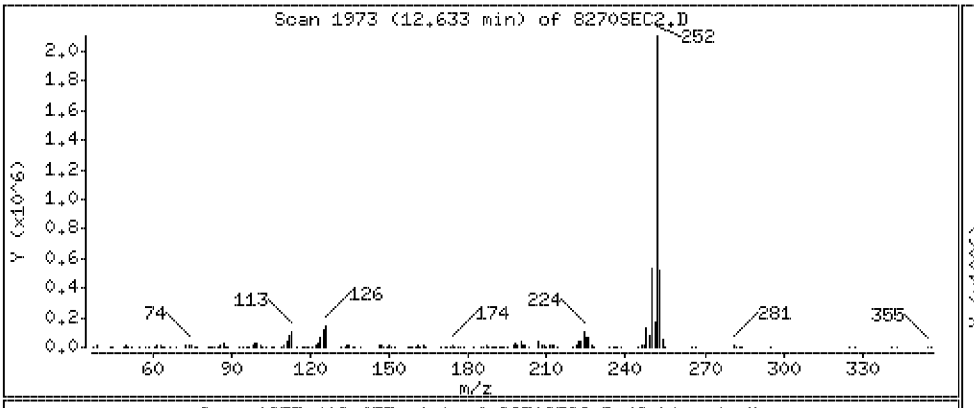

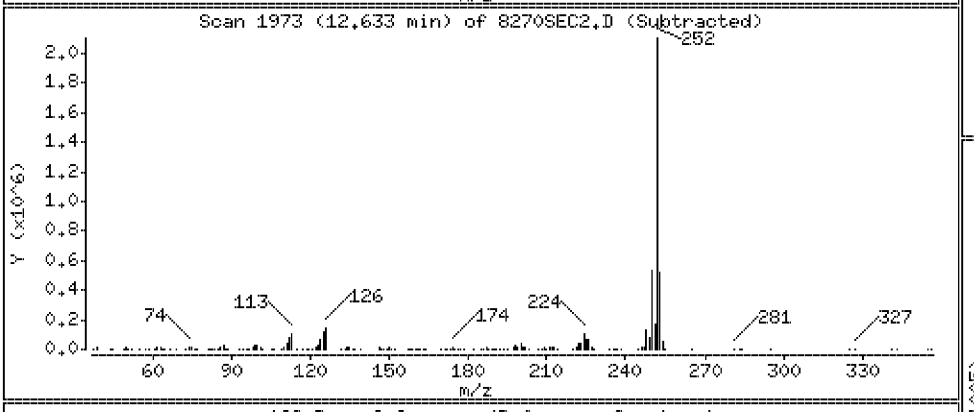

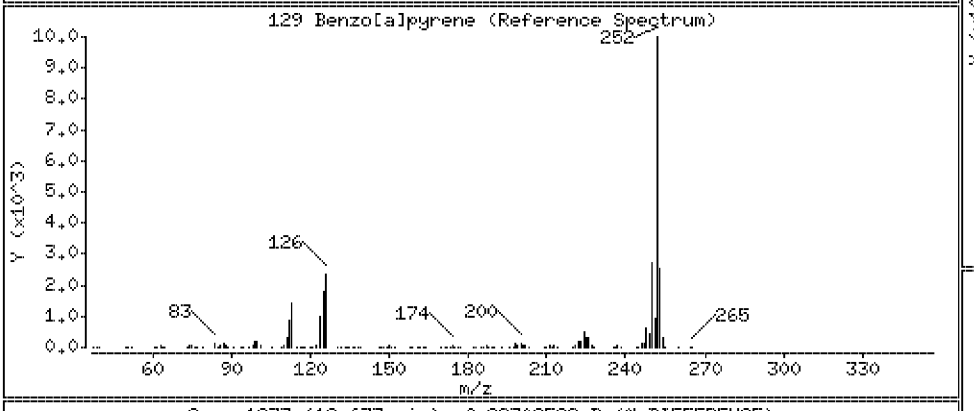

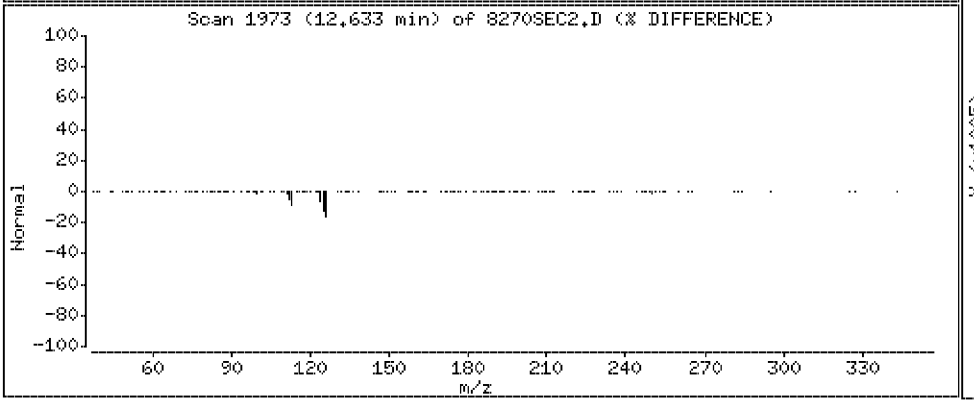

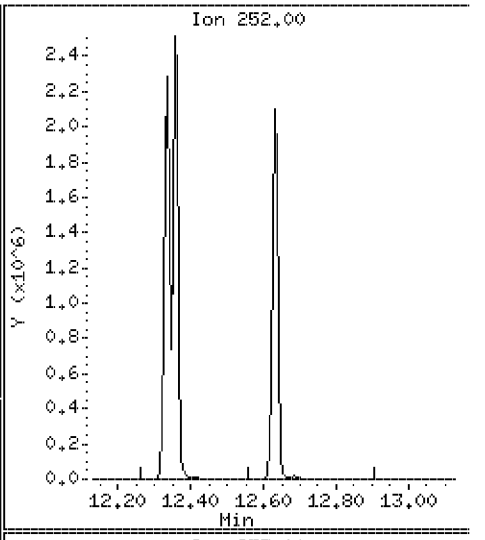

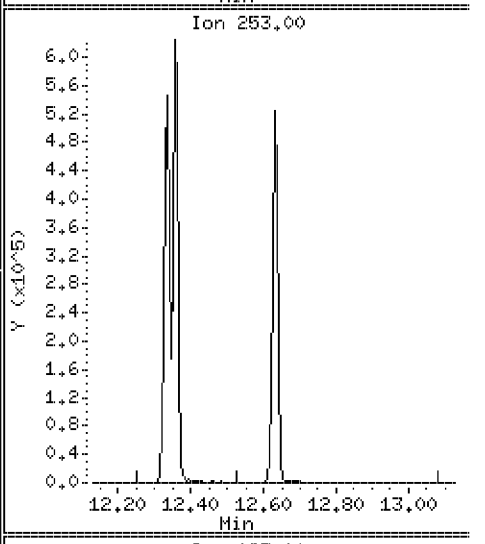

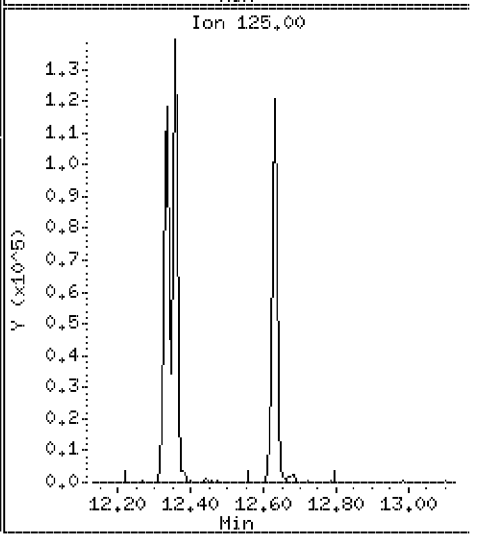

Data File: \\Svecd04\DD\chem\smsd03.i\S3042312.b\8270SEC2.D

Date : 23-APR-2012 13:33

Client ID: 8270SEC | Instrument: smsd03.i

Sample Info: 45872

Purge Volume: 1000.0 | Operator: PEL

Column phase: HPMS-5 | Column diameter: 0.25

133 Indeno[1,2,3-cd]pyrene | Concentration: 48.5 ug/l

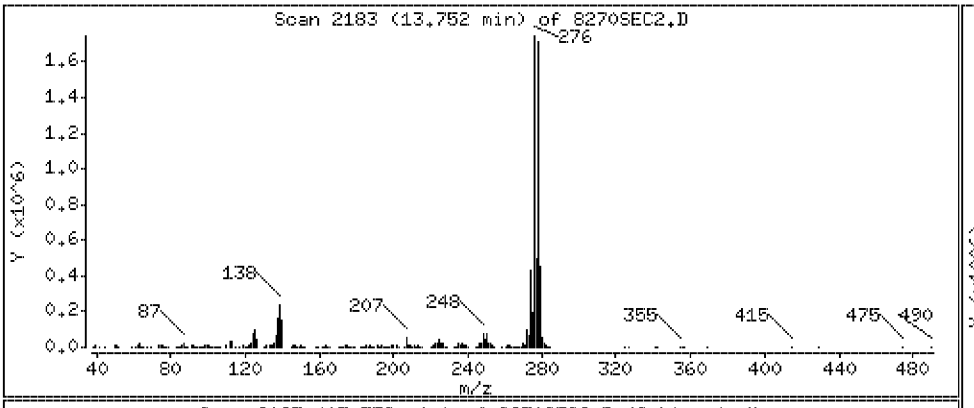

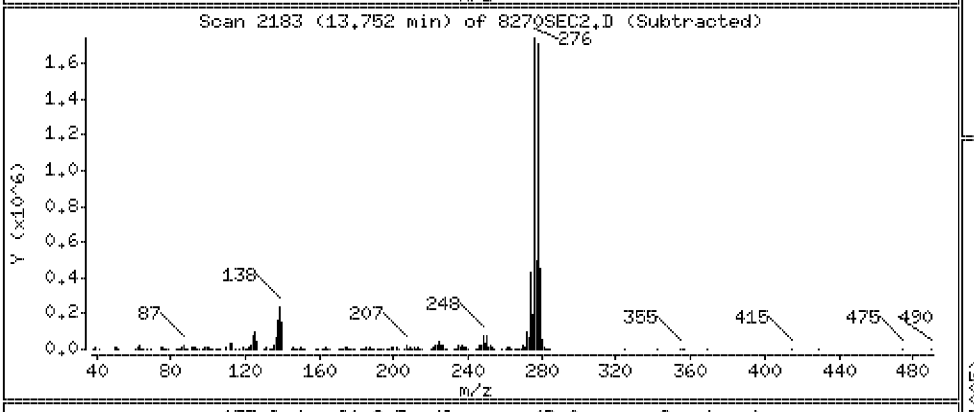

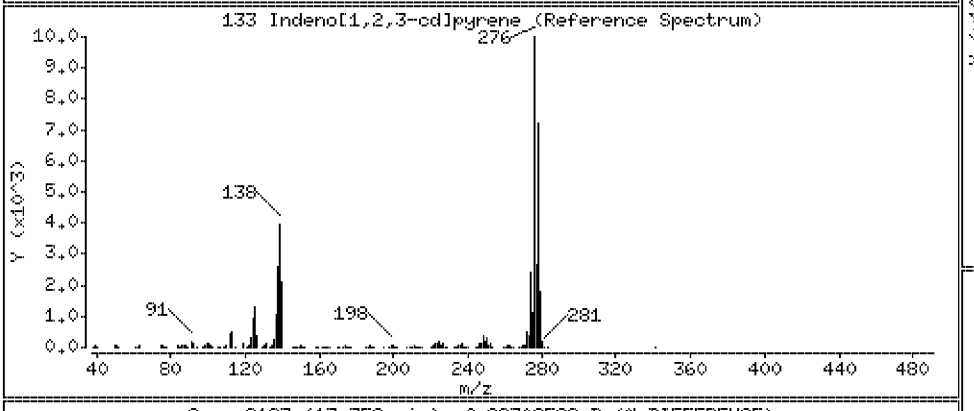

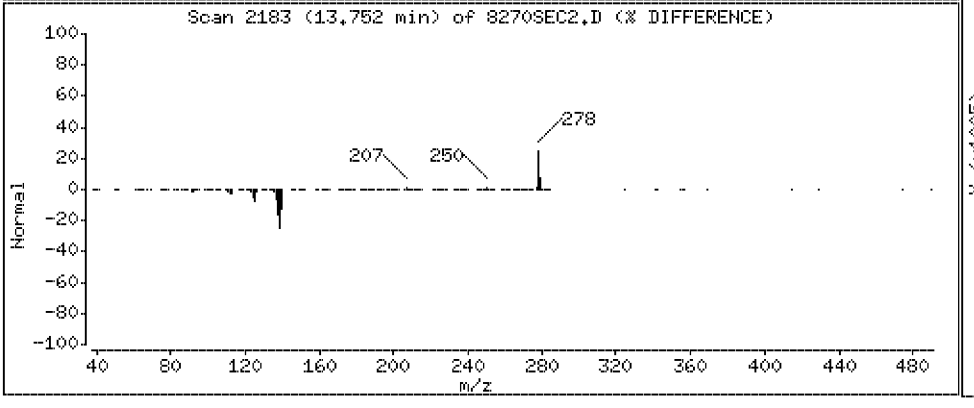

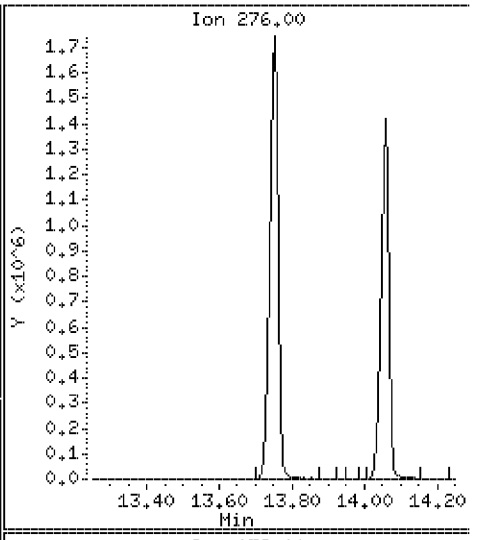

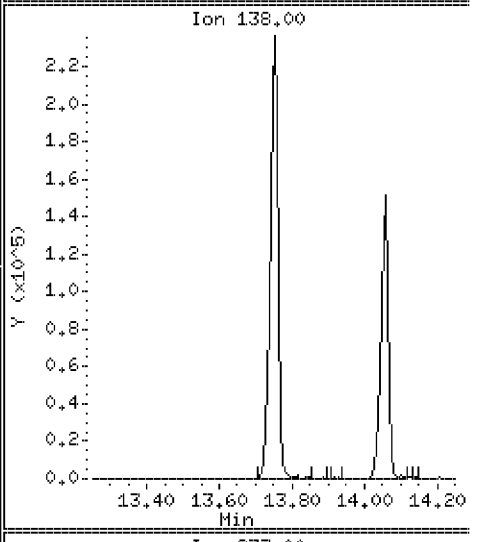

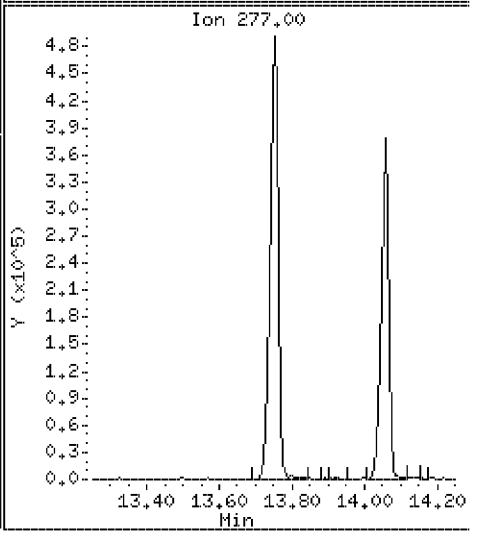

Data File: \\Svecd04\DD\chem\smsd03.i\S3042312.b\8270SEC2.D

Date : 23-APR-2012 13:33

Client ID: 8270SEC

Instrument: smsd03.i

Sample Info: 45872

Purge Volume: 1000.0

Operator: PEL

Column phase: HPMS-5

Column diameter: 0.25

134 Dibenz[a,h]anthracene

Concentration: 49.4 ug/l

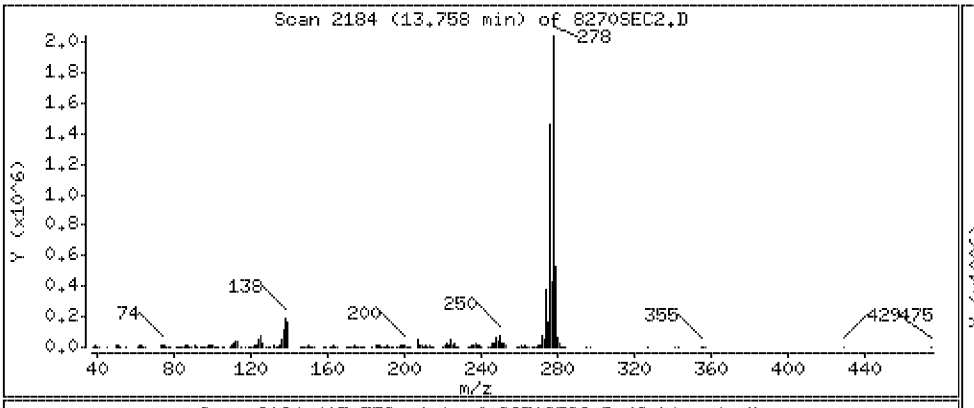

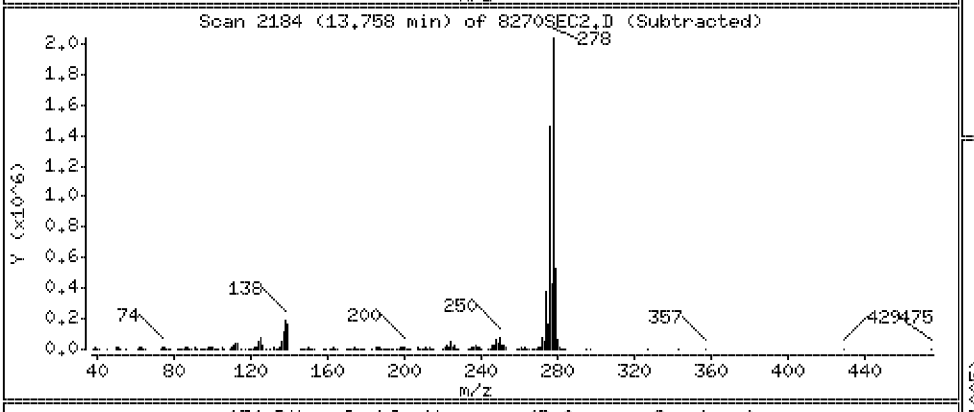

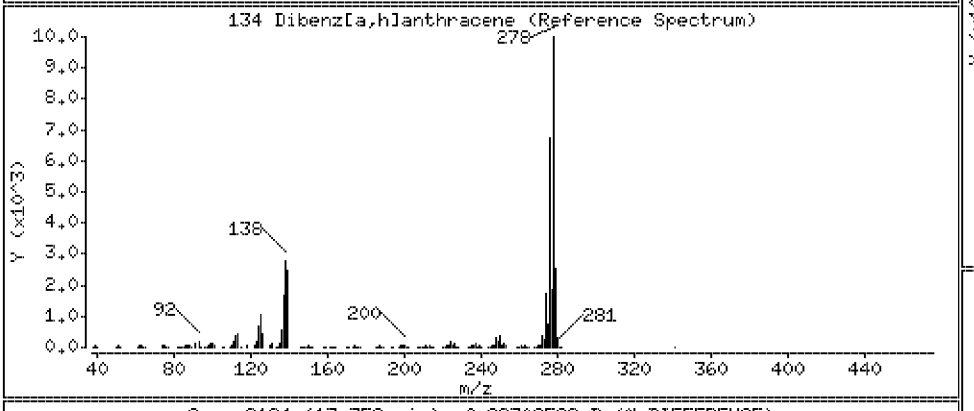

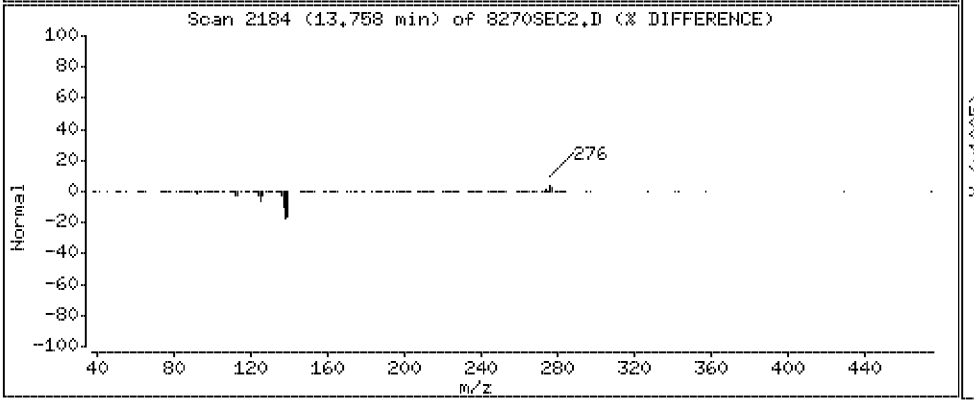

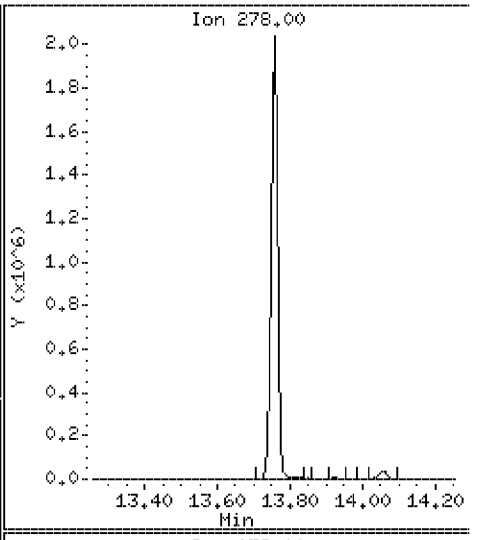

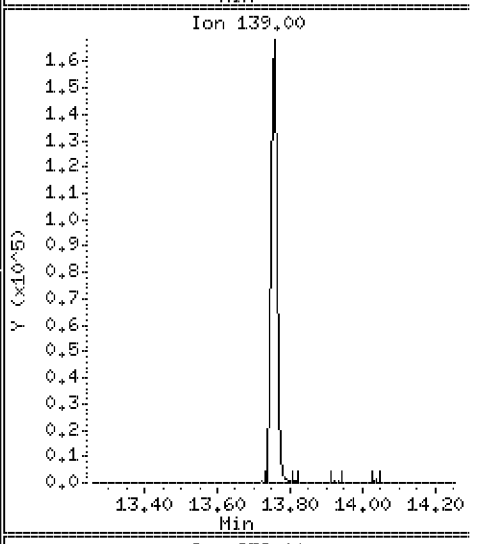

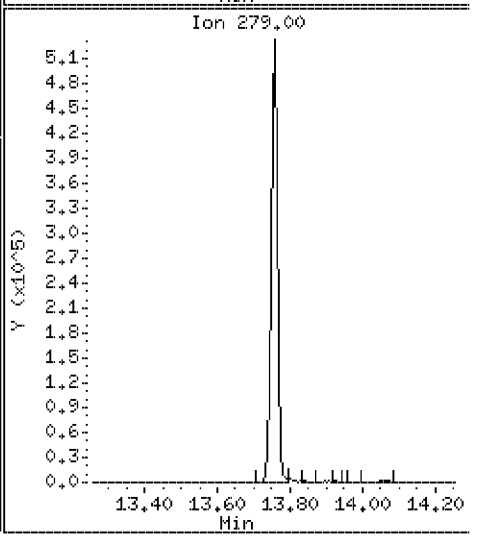

Data File: \\Svecd04\DD\chem\smsd03.i\S3042312.b\8270SEC2.D

Date : 23-APR-2012 13:33

Client ID: 8270SEC

Instrument: smsd03.i

Sample Info: 45872

Purge Volume: 1000.0

Operator: PEL

Column phase: HPMS-5

Column diameter: 0.25

135 Benzo[g,h,i]perylene

Concentration: 48.1 ug/l

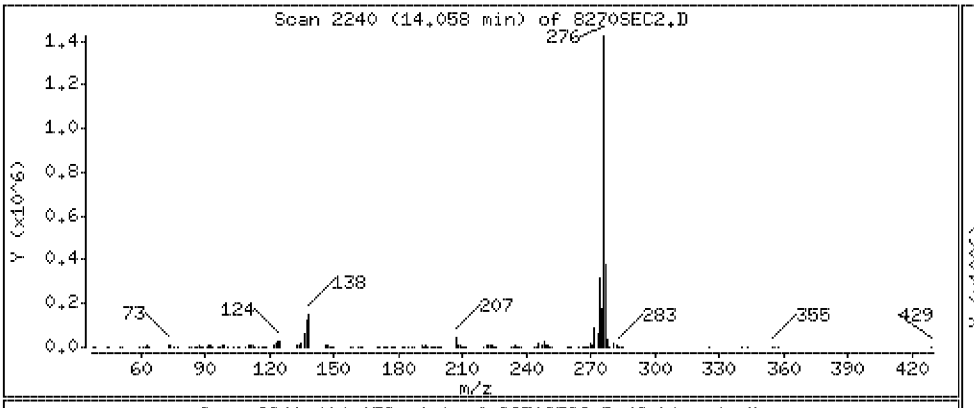

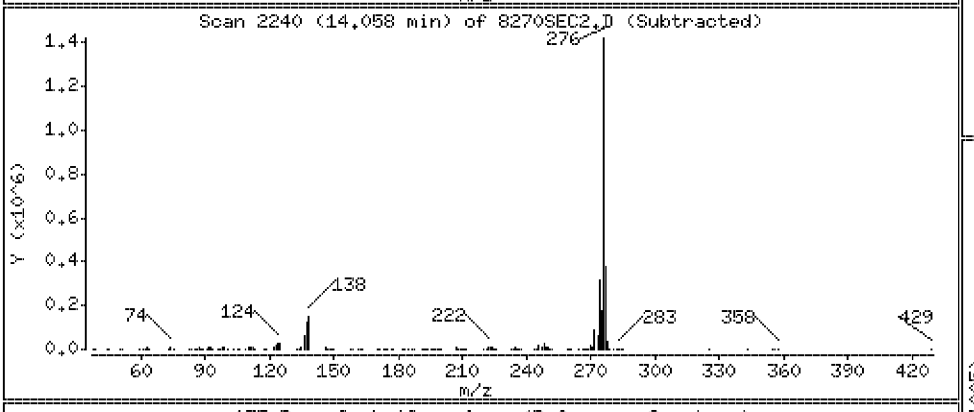

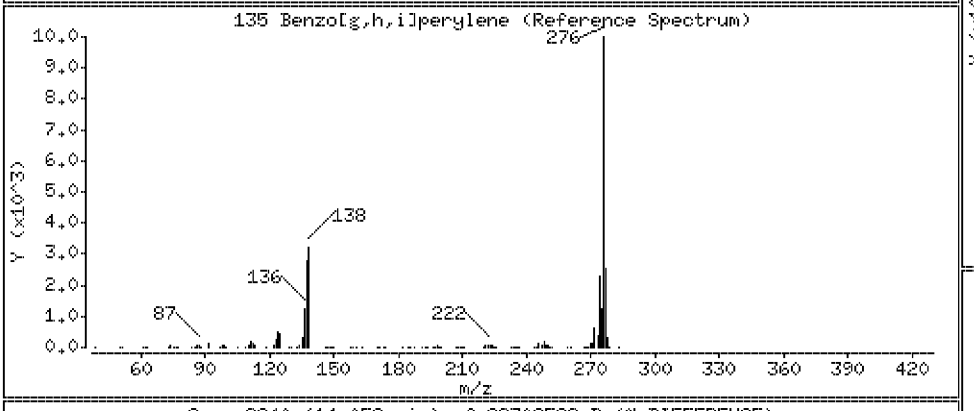

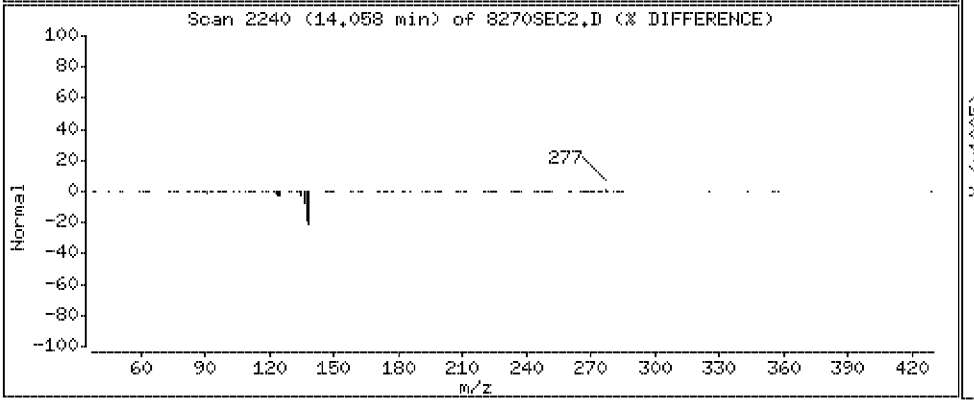

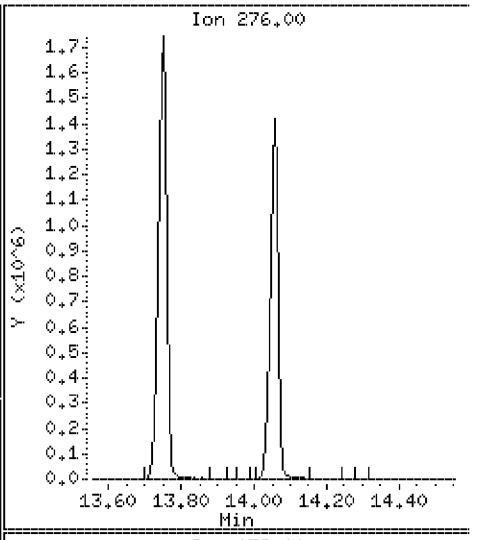

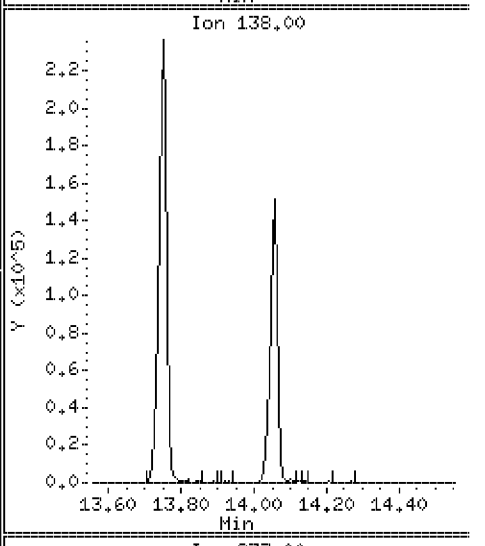

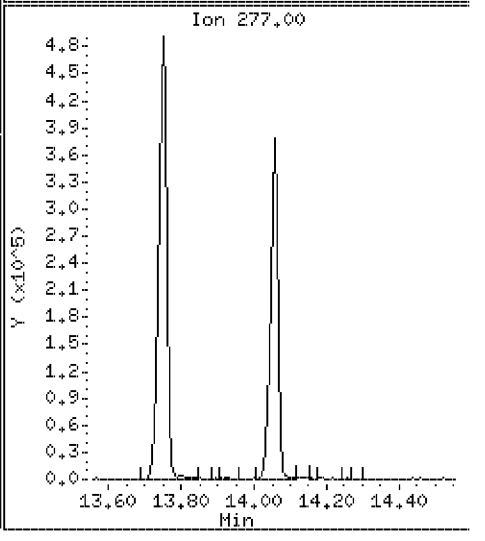

PEL Laboratories, Inc.

Data file : \\Svecd04\DD\chem\smsd03.i\S3042312.b\BSCAL7.D
Lab Smp Id: 45933 Client Smp ID: BSCAL7
Inj Date : 23-APR-2012 13:56 MS Autotune Date: 12-SEP-2011 18:58
Operator : PEL Inst ID: smsd03.i
Smp Info : 45933
Misc Info :
Comment :
Method : \\Svecd04\DD\chem\smsd03.i\S3042312.b\8270bcs.m
Meth Date : 25-Apr-2012 09:57 mjacobs Quant Type: ISTD
Cal Date : 23-APR-2012 13:56 Cal File: BSCAL7.D
Als bottle: 10 Calibration Sample, Level: 7
Dil Factor: 1.00000
Integrator: HP Genie Compound Sublist: BZSOWcal.sub
Target Version: 4.14 Sample Matrix: WATER

Concentration Formula: Amt * DF * (1/(Vo/1000))*Vf * CpndVariable

Name	Value	Description
DF	1.000	Dilution Factor
Vo	1000.000	Volume of sample extracted (mL)
Vf	1.000	Final Volume
Cpnd Variable		Local Compound Variable

RT	EXP RT	REL RT	MASS	RESPONSE	AMOUNTS CAL-AMT (ug/ml)	AMOUNTS ON-COL (ug/ml)	TARGET RANGE	RATIO
9 Benzaldehyde						CAS #: 100-52-7		
4.077	4.161	(0.917)	77	915284	100.000	108	70.00- 130.00	100.00(AQ)
4.077	4.161	(0.917)	106	729400			0.00- 30.92	79.69
4.076	4.161	(0.917)	51	321699			231.65- 291.65	35.15
* 18 1,4-Dichlorobenzene-d4						CAS #: 3855-82-1		
4.447	4.448	(1.000)	152	278178	40.0000		80.00- 120.00	100.00
4.446	4.448	(1.000)	115	176607			32.20- 92.20	63.49
4.447	4.448	(1.000)	150	423466			139.77- 199.77	152.23
25 Acetophenone						CAS #: 98-86-2		
4.801	4.807	(0.856)	105	1522162	100.000	114	70.00- 130.00	100.00(A)
4.800	4.807	(0.856)	77	1455957			4410.01-4470.01	95.65
4.800	4.807	(0.856)	51	376287			1262.06-1322.06	24.72
* 43 Naphthalene-d8						CAS #: 1146-65-2		
5.607	5.610	(1.000)	136	931008	40.0000		80.00- 120.00	100.00
5.607	5.610	(1.000)	68	52964			0.00- 35.51	5.69
50 Caprolactam						CAS #: 105-60-2		
6.016	6.158	(1.073)	55	288615	100.000	103	70.00- 130.00	100.00(AQ)
6.018	6.158	(1.073)	113	295383			106.52- 166.52	102.34

RT	EXP RT	REL RT	MASS	RESPONSE	AMOUNTS CAL-AMT (ug/ml)	AMOUNTS ON-COL (ug/ml)	TARGET RANGE	RATIO
50 Caprolactam (continued)								
6.017	6.158	(1.073)	85	224140			55.05- 115.05	77.66
61 1,1-Biphenyl						CAS #: 92-52-4		
6.742	6.642	(0.923)	154	2811365	100.000	106	70.00- 130.00	100.00(AQ)
6.741	6.642	(0.923)	76	392940			1762.39-1822.39	13.98
6.740	6.642	(0.923)	51	184172			1618.22-1678.22	6.55
* 70 Acenaphthene-d10						CAS #: 15067-26-2		
7.303	7.305	(1.000)	164	665347	40.0000		80.00- 120.00	100.00
7.303	7.305	(1.000)	162	629917			64.73- 124.73	94.67
7.303	7.305	(1.000)	160	289274			12.46- 72.46	43.48
95 Atrazine						CAS #: 1912-24-9		
8.485	8.479	(0.969)	200	961090	100.000	112	80.00- 120.00	100.00(AQ)
8.483	8.479	(0.969)	58	233725			0.00- 52.18	24.32
8.485	8.479	(0.969)	215	517385			22.24- 82.24	53.83
* 100 Phenanthrene-d10						CAS #: 1517-22-2		
8.758	8.761	(1.000)	188	1280870	40.0000		80.00- 120.00	100.00
8.757	8.761	(1.000)	94	81807			0.00- 36.35	6.39
8.757	8.761	(1.000)	80	94249			0.00- 37.82	7.36
110 Benzidine						CAS #: 92-87-5		
10.089	10.322	(0.889)	184	3004438	100.000	126	70.00- 130.00	100.00(AQ)
10.088	10.322	(0.888)	92	175562			36.43- 96.43	5.84
10.089	10.322	(0.889)	185	482981			0.00- 47.46	16.08
122 3,3'-Dichlorobenzidine						CAS #: 91-94-1		
11.325	11.321	(0.997)	252	2242145	100.000	108	80.00- 120.00	100.00(AQ)
11.325	11.321	(0.997)	254	1527384			34.83- 94.83	68.12
11.324	11.321	(0.997)	126	179413			0.00- 37.08	8.00
* 121 Chrysene-d12						CAS #: 1719-03-5		
11.354	11.359	(1.000)	240	1769136	40.0000		80.00- 120.00	100.00
11.353	11.359	(1.000)	120	95719			0.00- 36.38	5.41
11.354	11.359	(1.000)	236	458976			0.00- 57.06	25.94
* 130 Perylene-d12						CAS #: 1520-96-3		
12.682	12.682	(1.000)	264	1762574	40.0000		80.00- 120.00	100.00
12.682	12.682	(1.000)	260	439862			0.00- 54.80	24.96
12.682	12.682	(1.000)	265	415014			0.00- 53.39	23.55

QC Flag Legend

A - Target compound detected but, quantitated amount exceeded maximum amount.
Q - Qualifier signal failed the ratio test.

Data File: \\Svecd04\DD\chem\smsd03.i\S3042312.b\BSCAL7.D

Date : 23-APR-2012 13:56

Client ID: BSCAL7

Instrument: smsd03.i

Sample Info: 45933

Purge Volume: 1000.0

Operator: PEL

Column phase: HPMS-5

Column diameter: 0.25

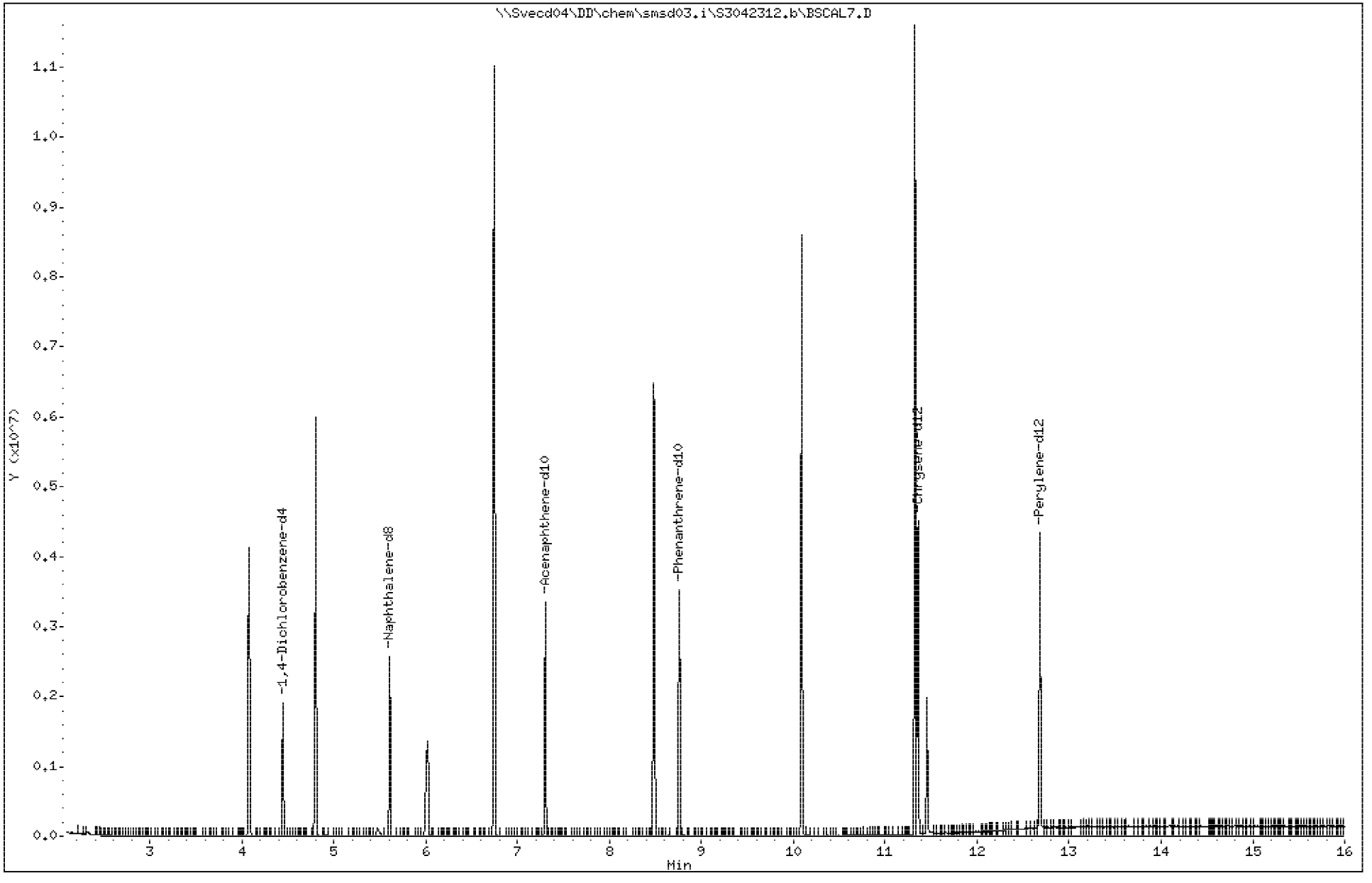

1244

3505892

Data File: \\Svecd04\DD\chem\smsd03.i\S3042312.b\BSCAL7.D

Date : 23-APR-2012 13:56

Client ID: BSCAL7

Instrument: smsd03.i

Sample Info: 45933

Purge Volume: 1000.0

Operator: PEL

Column phase: HPMS-5

Column diameter: 0.25

9 Benzaldehyde

Concentration: 108 ug/l

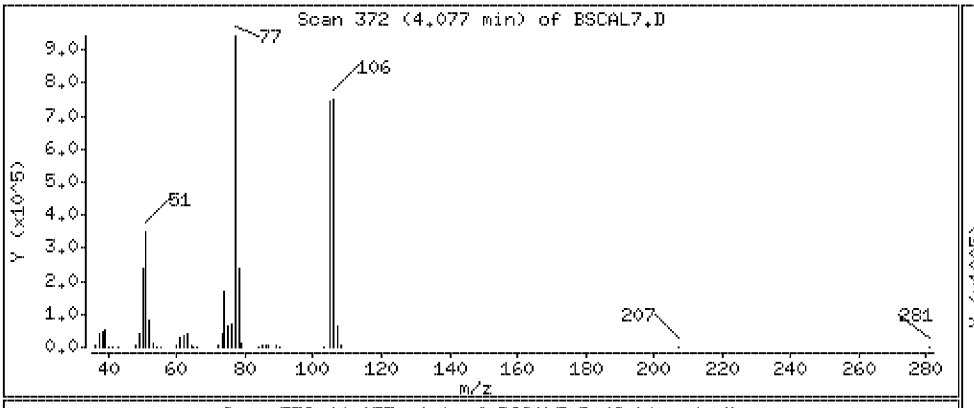

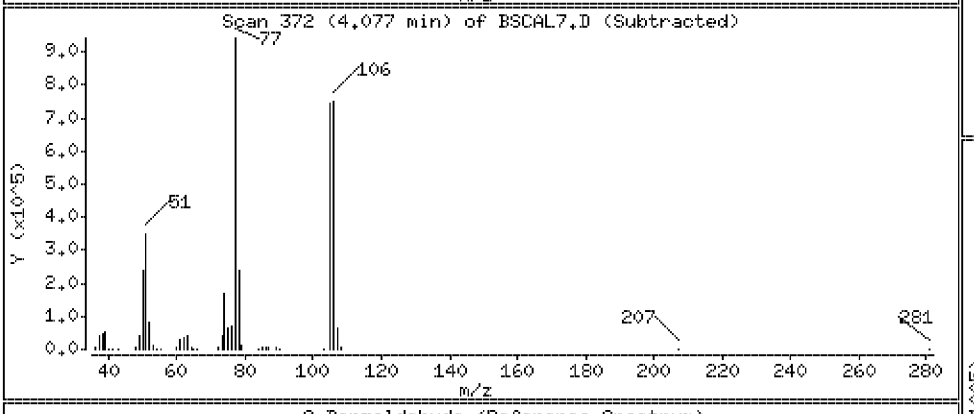

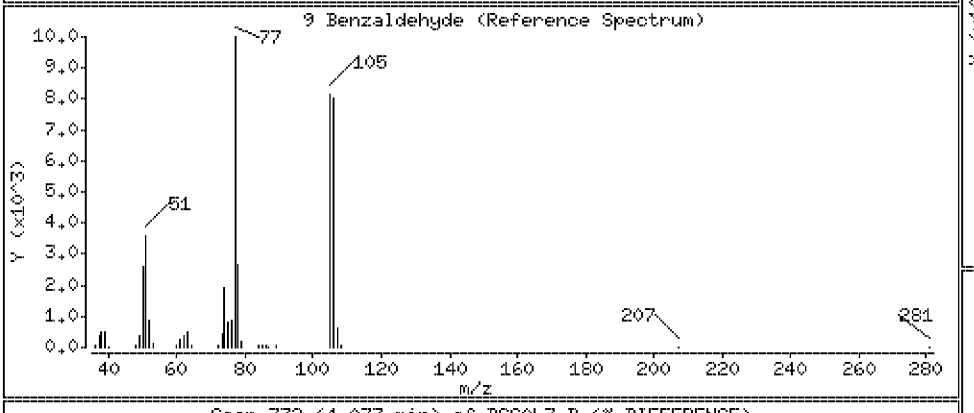

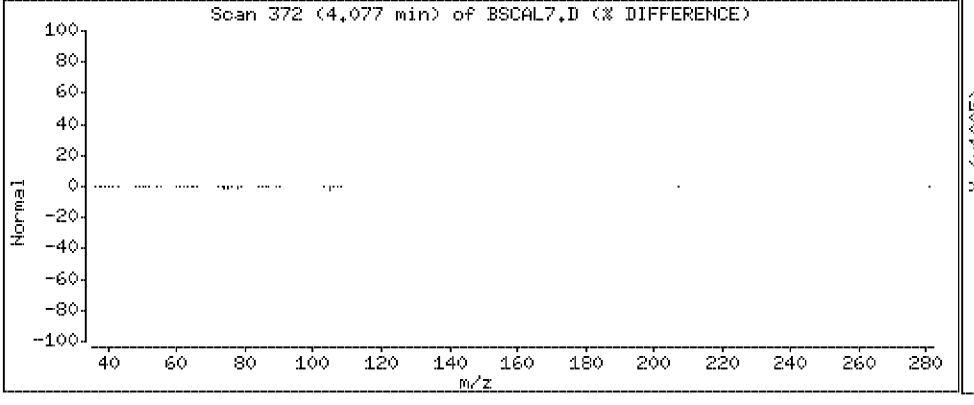

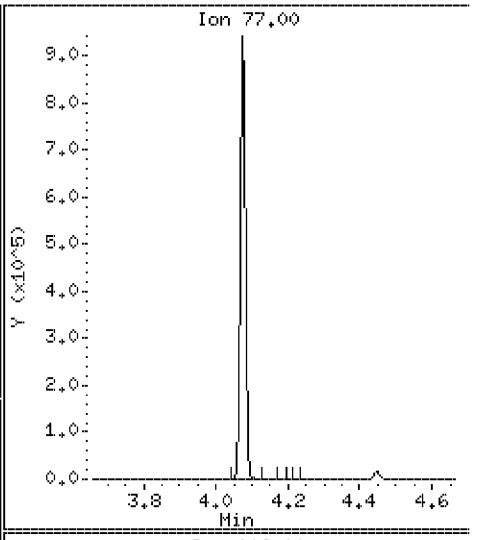

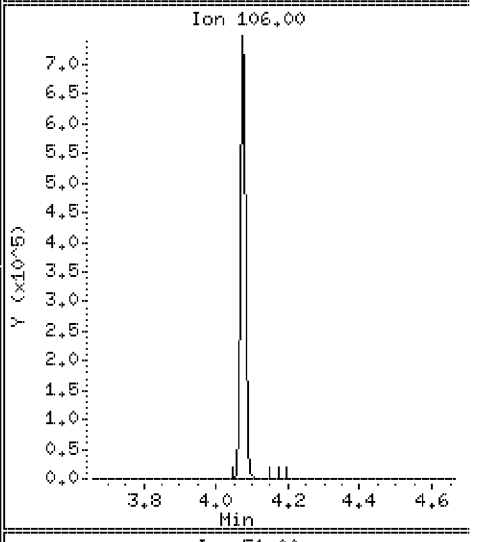

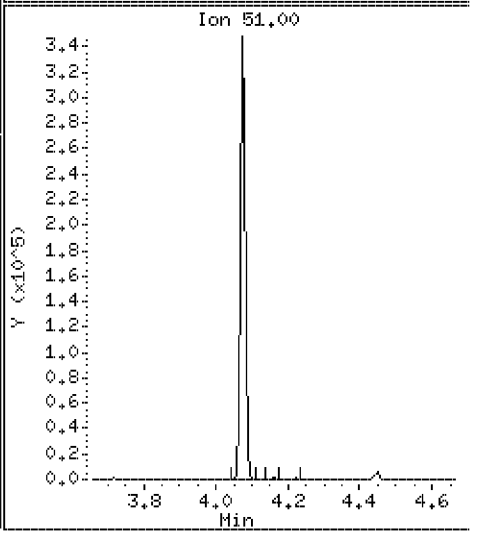

Data File: \\Svecd04\DD\chem\smsd03.i\S3042312.b\BSCAL7.D

Date : 23-APR-2012 13:56

Client ID: BSCAL7

Instrument: smsd03.i

Sample Info: 45933

Purge Volume: 1000.0

Operator: PEL

Column phase: HPMS-5

Column diameter: 0.25

25 Acetophenone

Concentration: 114 ug/l

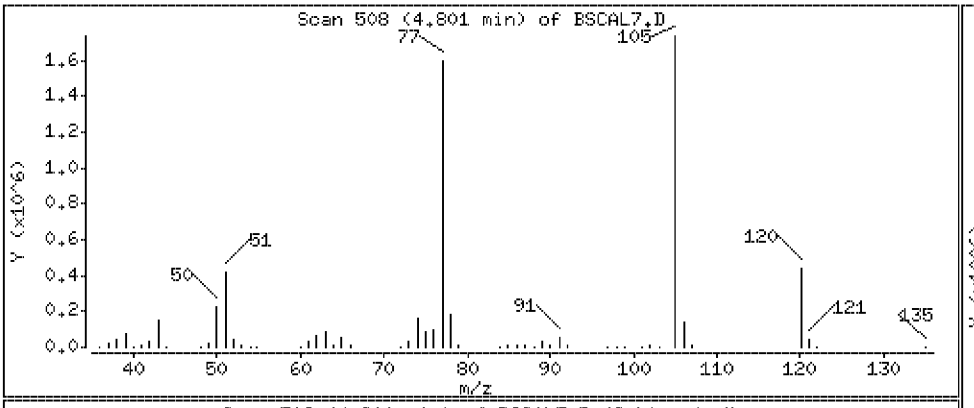

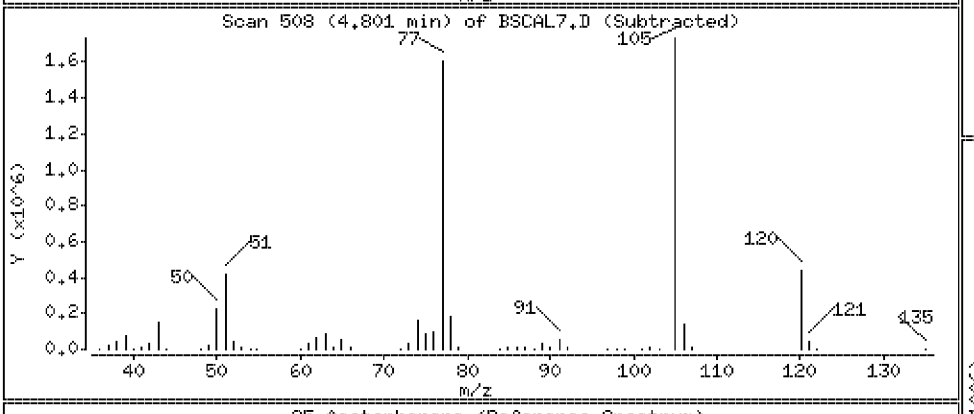

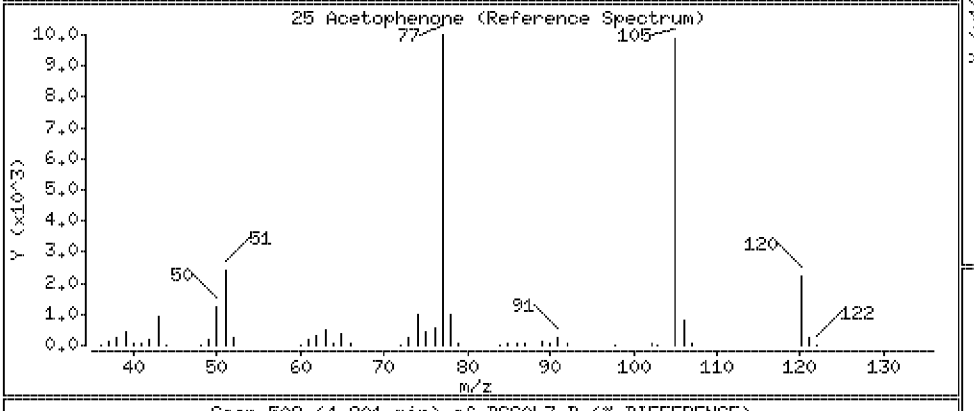

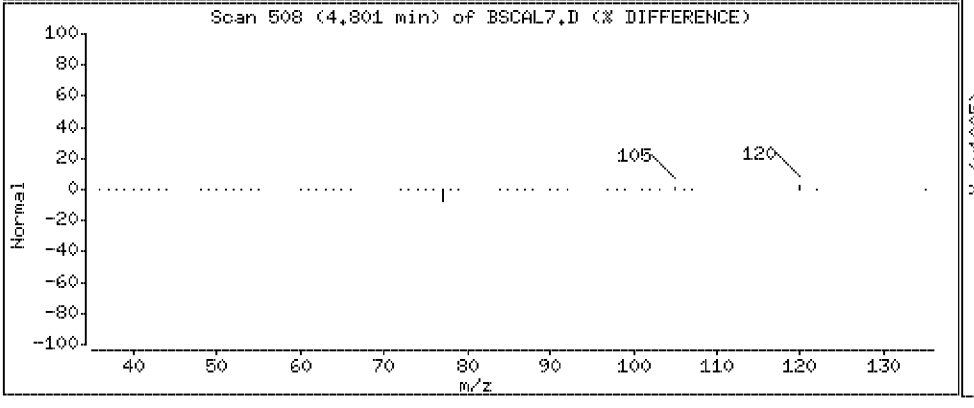

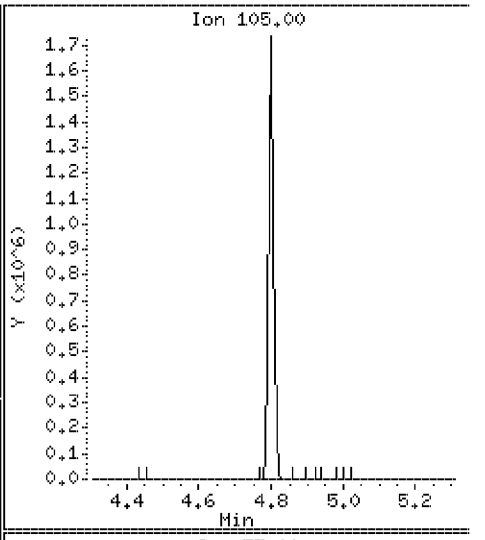

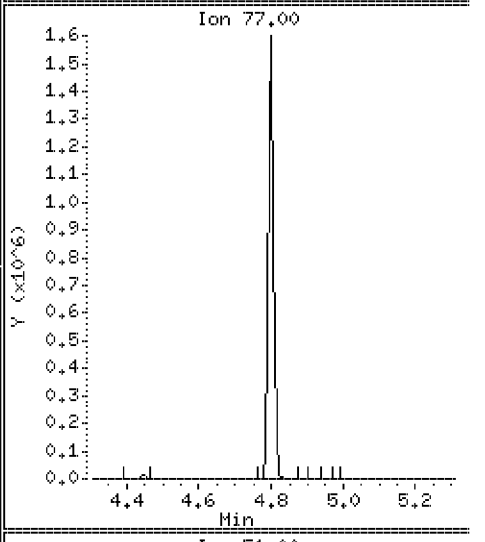

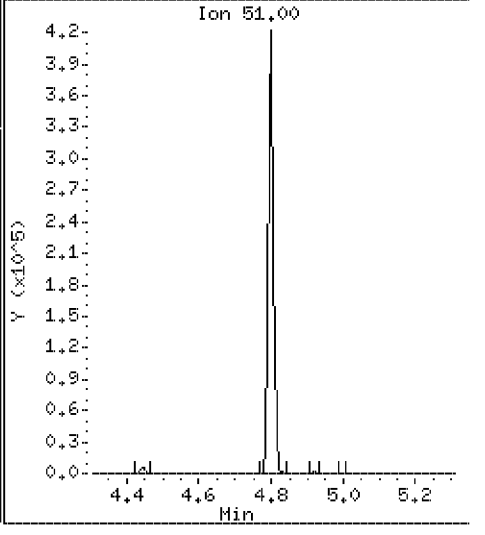

Data File: \\Svecd04\DD\chem\smsd03.i\S3042312.b\BSCAL7.D

Date : 23-APR-2012 13:56

Client ID: BSCAL7

Instrument: smsd03.i

Sample Info: 45933

Purge Volume: 1000.0

Operator: PEL

Column phase: HPMS-5

Column diameter: 0.25

50 Caprolactam

Concentration: 103 ug/l

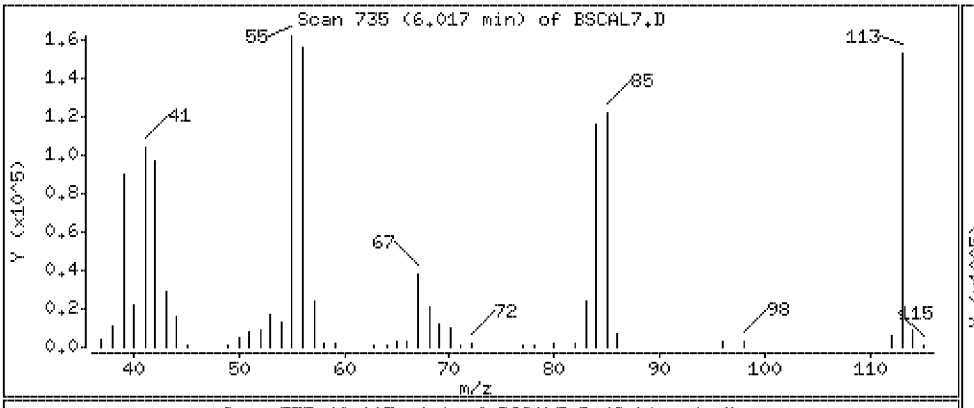

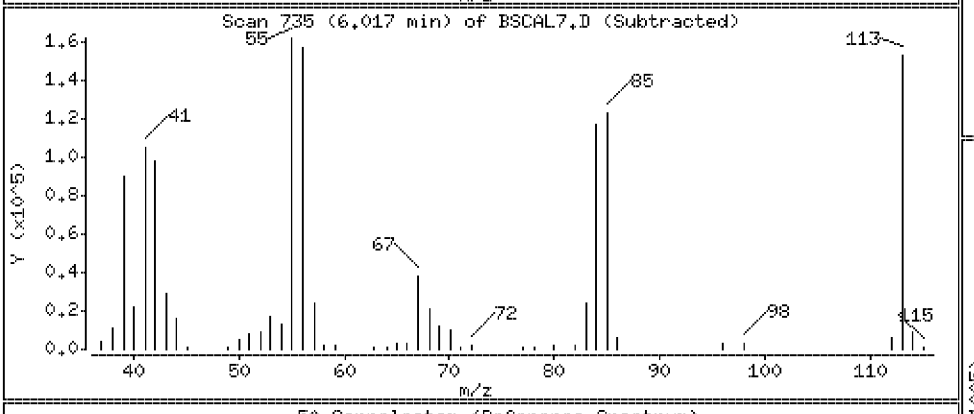

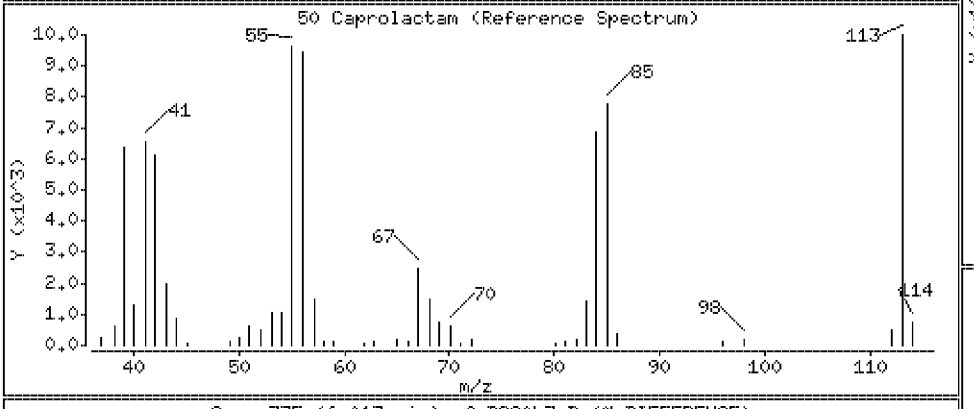

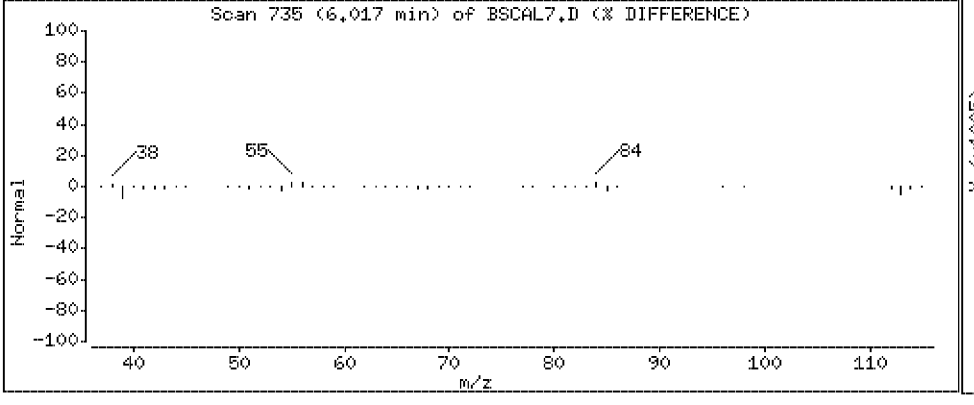

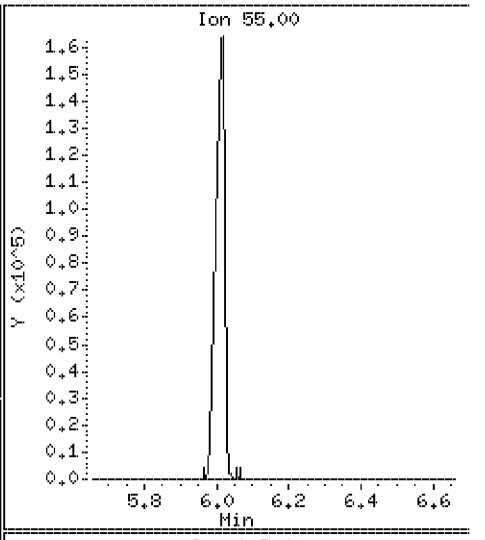

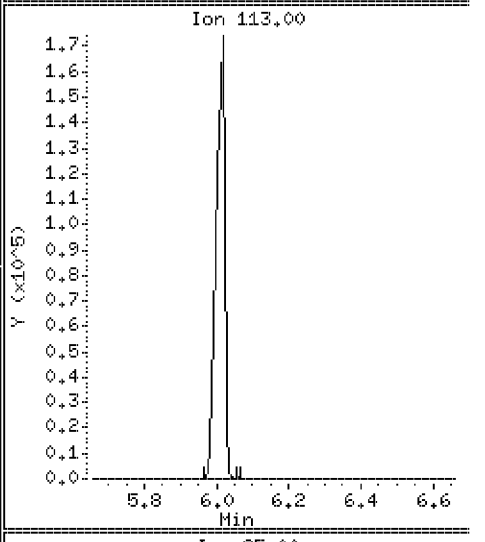

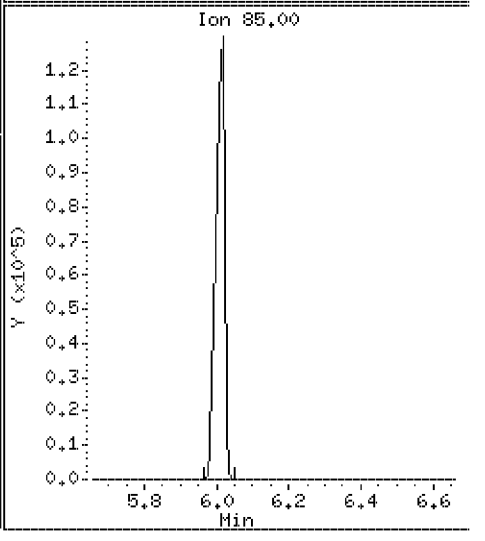

Data File: \\Svecd04\DD\chem\smsd03.i\S3042312.b\BSCAL7.D

Date : 23-APR-2012 13:56

Client ID: BSCAL7

Instrument: smsd03.i

Sample Info: 45933

Purge Volume: 1000.0

Operator: PEL

Column phase: HPMS-5

Column diameter: 0.25

61 1,1-Biphenyl

Concentration: 106 ug/l

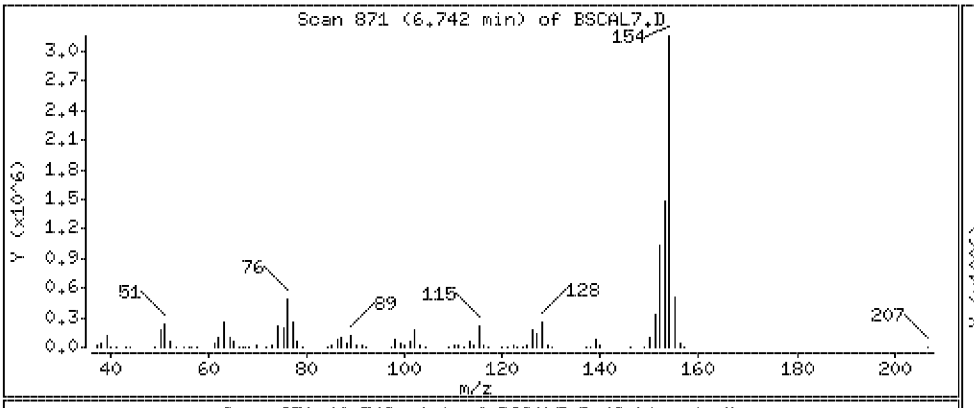

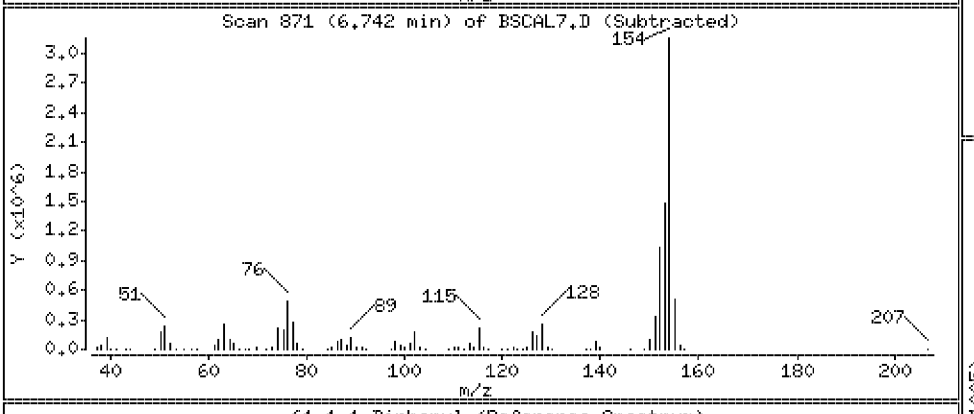

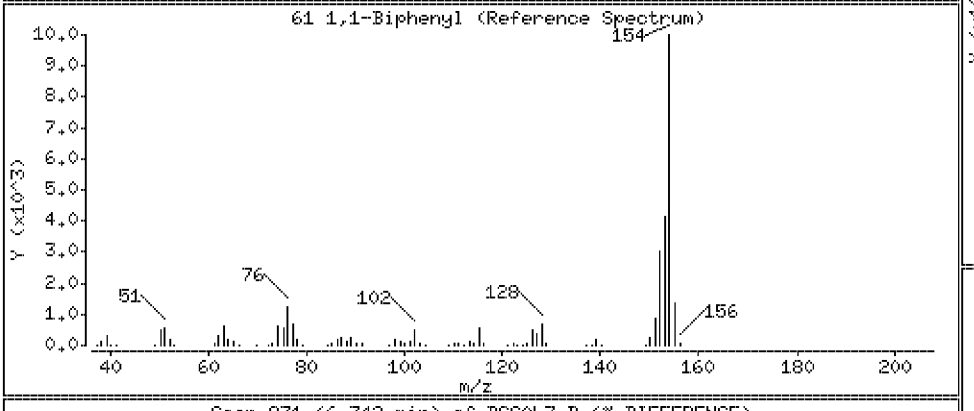

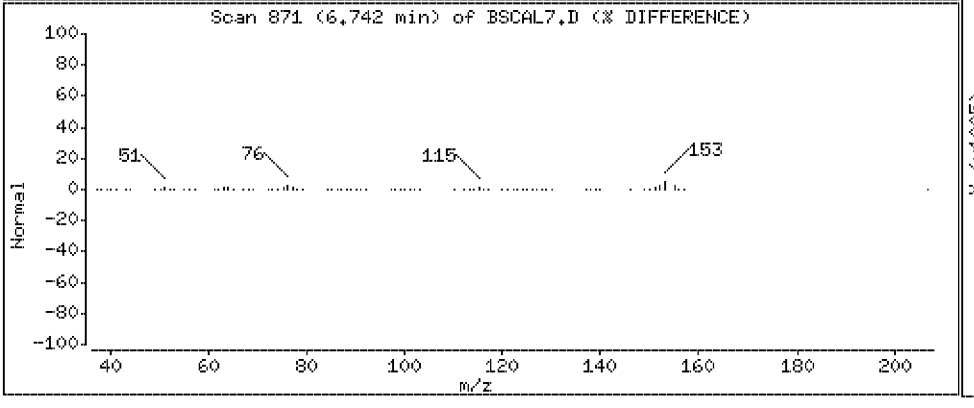

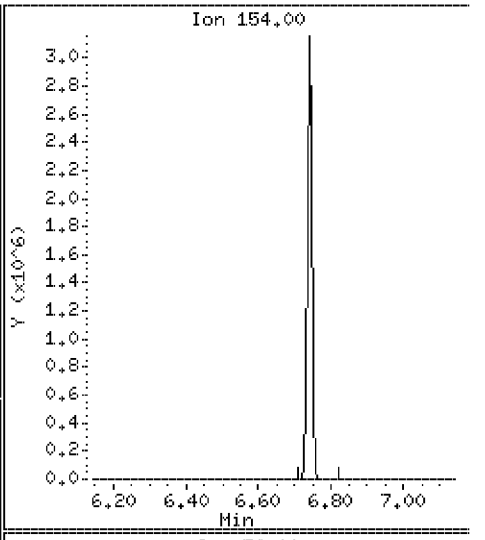

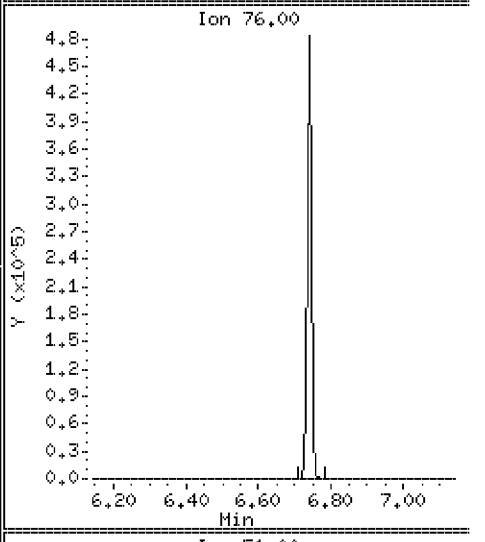

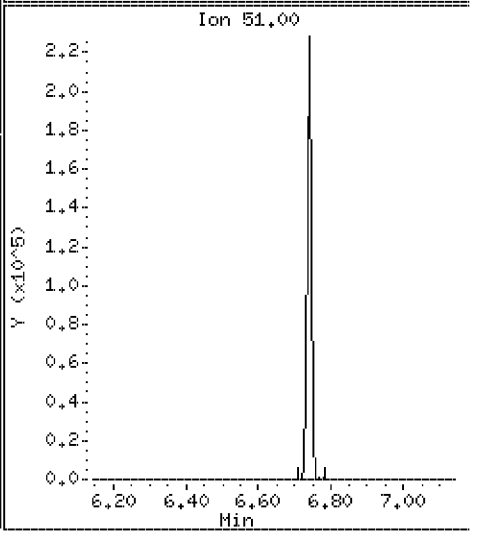

Data File: \\Svecd04\DD\chem\smsd03.i\S3042312.b\BSCAL7.D

Date : 23-APR-2012 13:56

Client ID: BSCAL7

Instrument: smsd03.i

Sample Info: 45933

Purge Volume: 1000.0

Operator: PEL

Column phase: HPMS-5

Column diameter: 0.25

95 Atrazine

Concentration: 112 ug/l

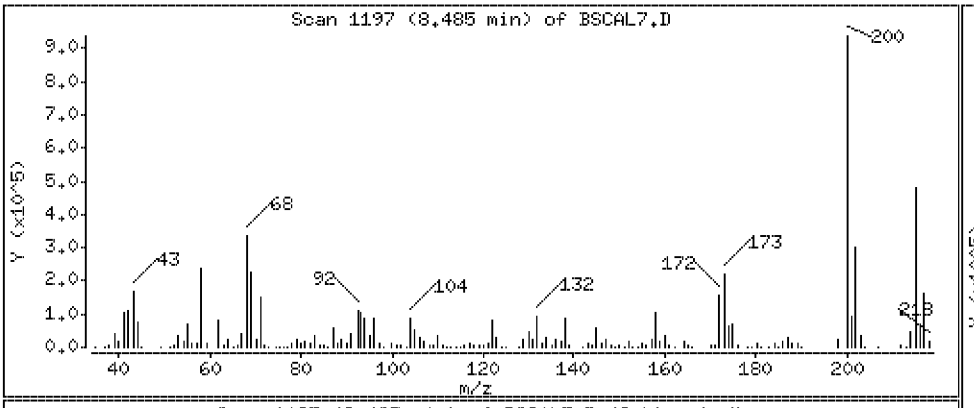

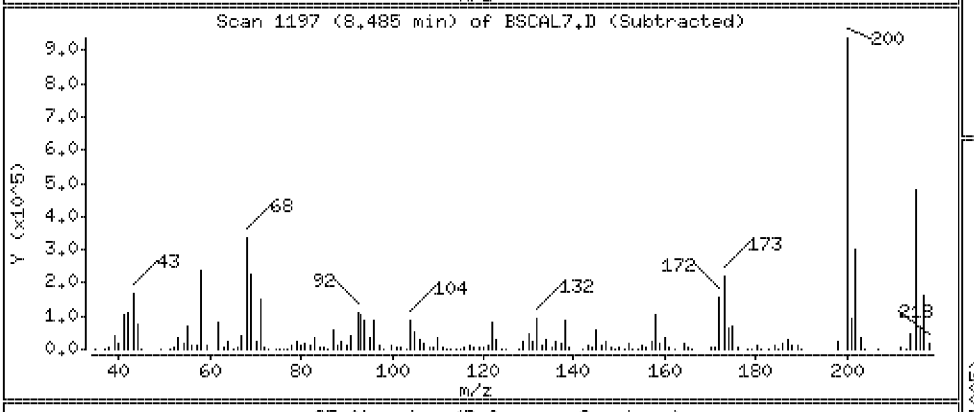

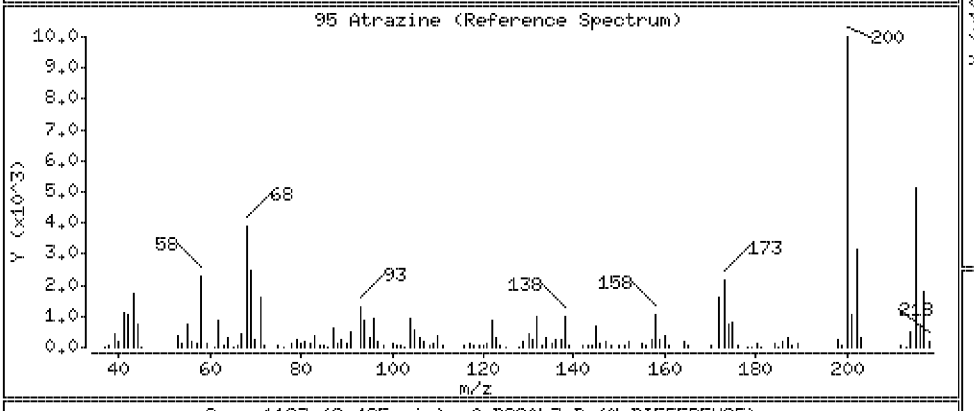

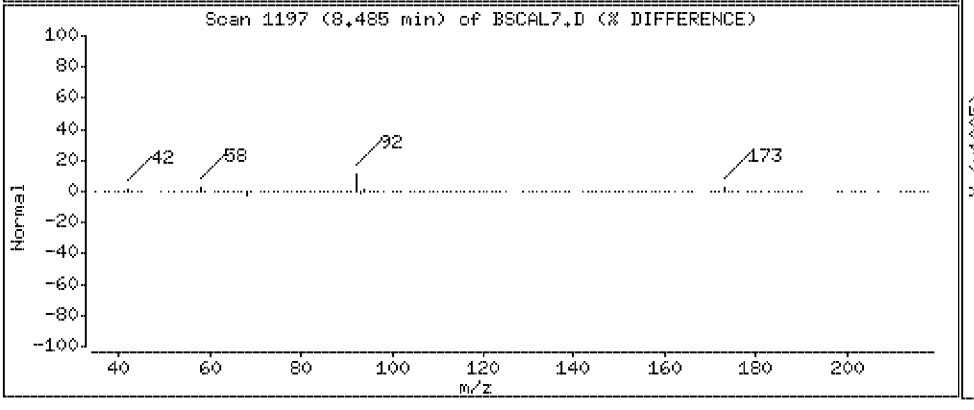

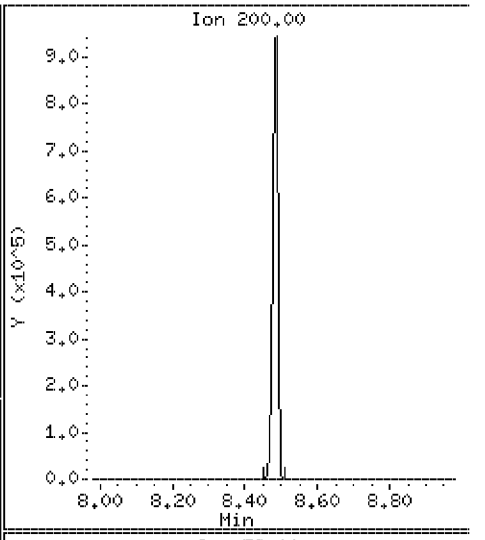

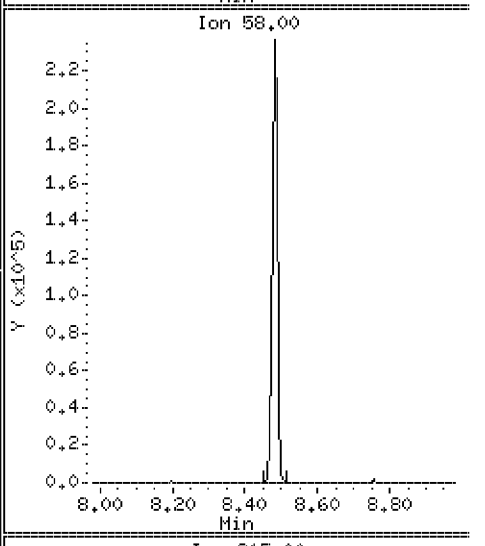

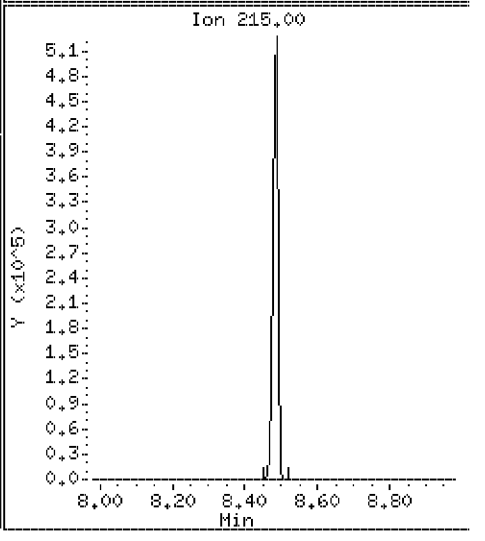

Data File: \\Svecd04\DD\chem\smsd03.i\S3042312.b\BSCAL7.D

Date : 23-APR-2012 13:56

Client ID: BSCAL7

Instrument: smsd03.i

Sample Info: 45933

Purge Volume: 1000.0

Operator: PEL

Column phase: HPMS-5

Column diameter: 0.25

110 Benzidine

Concentration: 126 ug/l

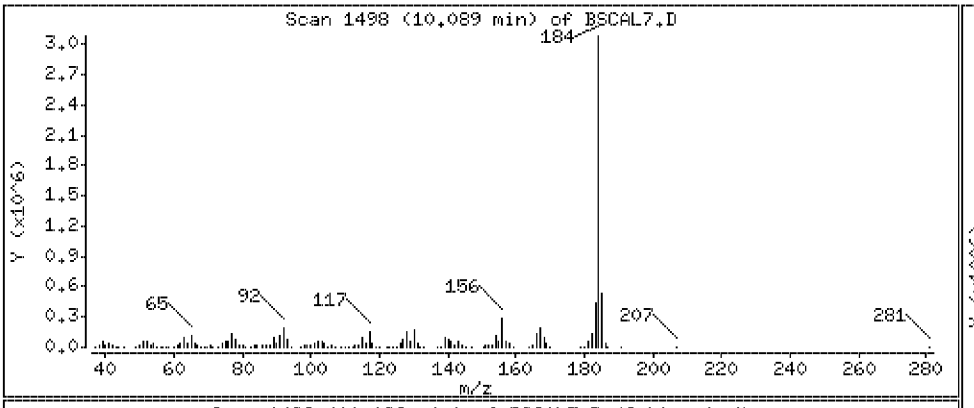

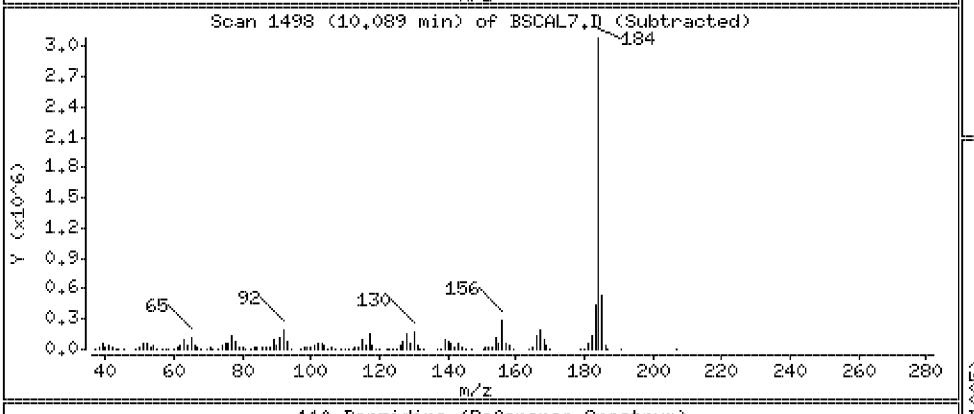

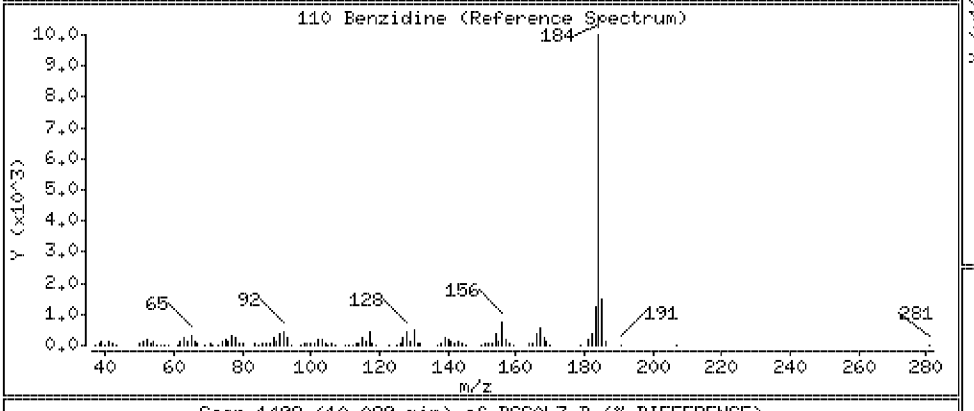

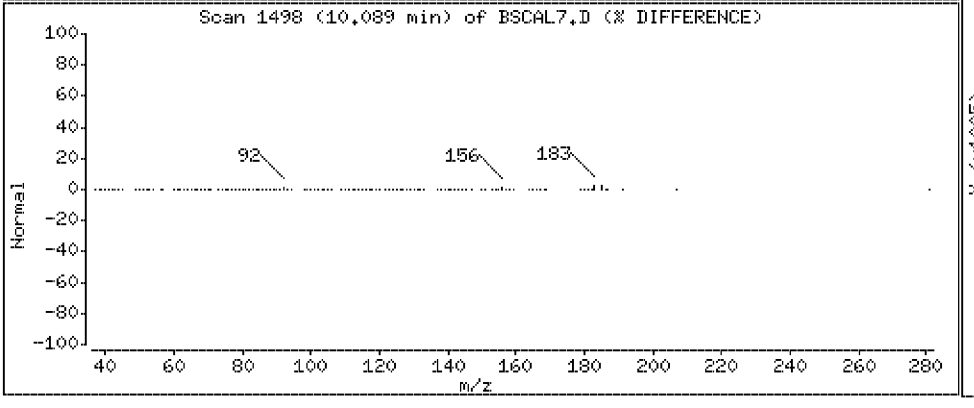

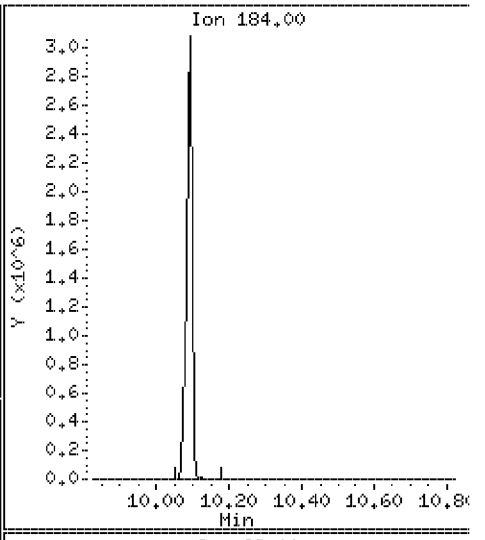

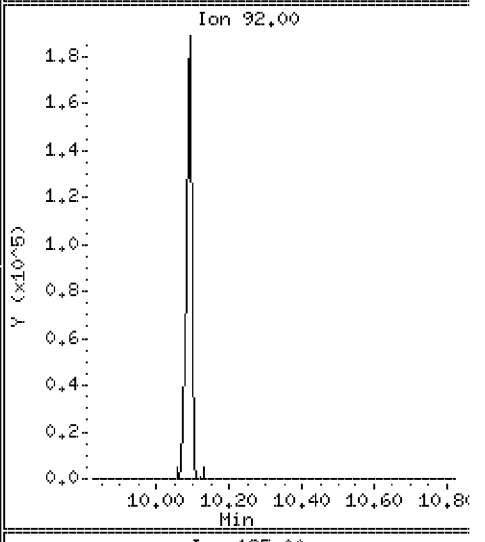

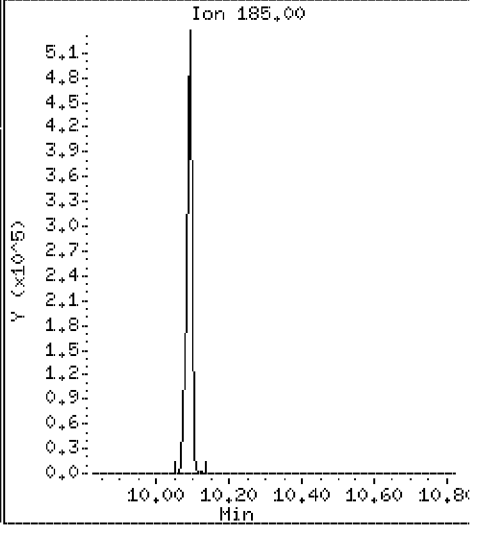

Data File: \\Svecd04\DD\chem\smsd03.i\S3042312.b\BSCAL7.D

Date : 23-APR-2012 13:56

Client ID: BSCAL7 Instrument: smsd03.i

Sample Info: 45933

Purge Volume: 1000.0 Operator: PEL

Column phase: HPMS-5 Column diameter: 0.25

122 3,3'-Dichlorobenzidine Concentration: 108 ug/l

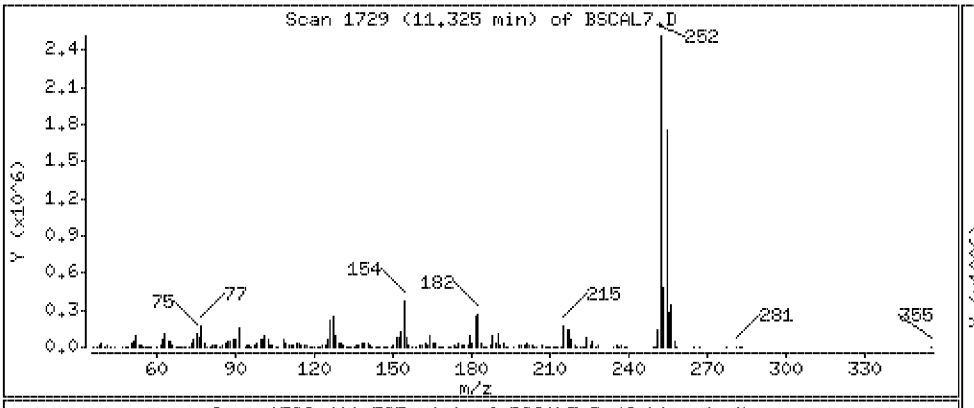

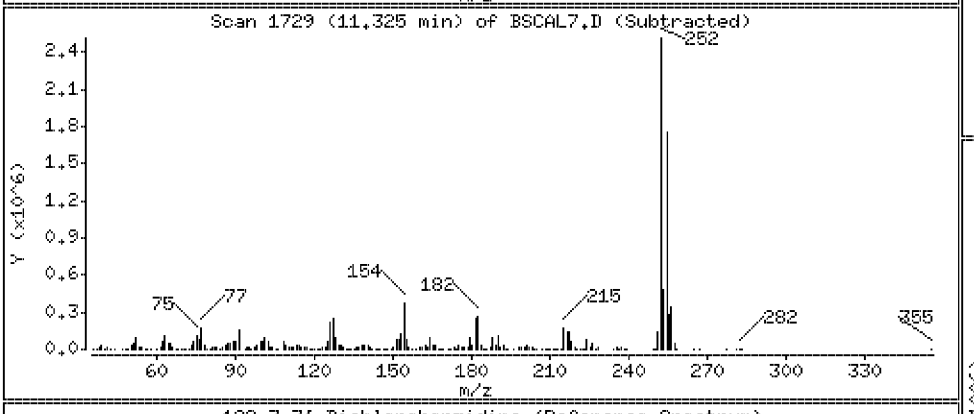

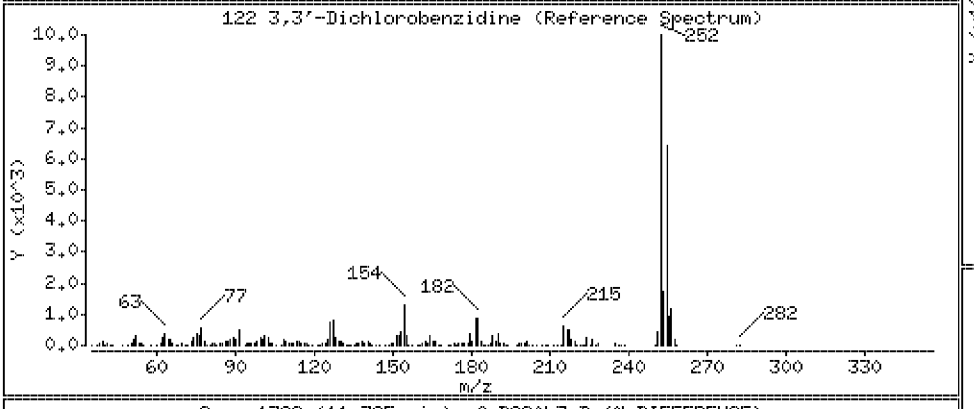

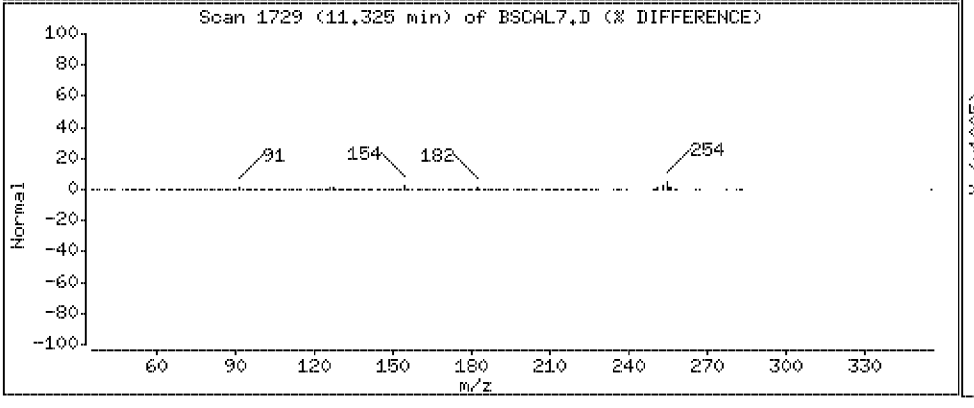

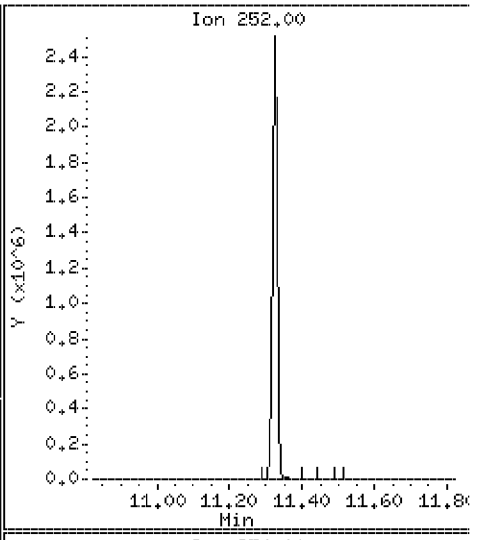

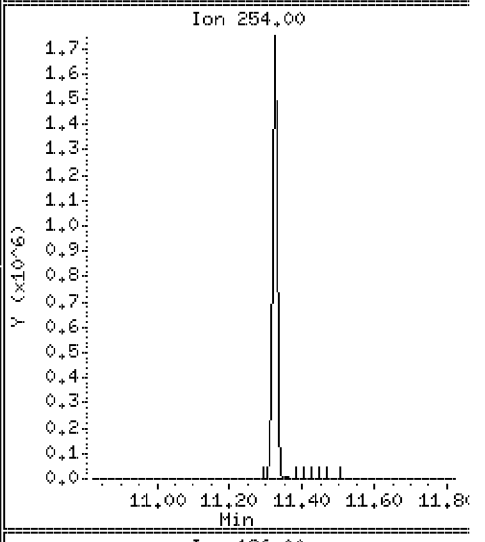

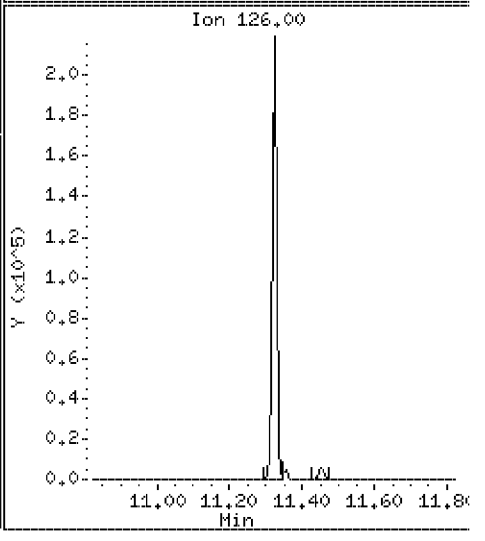

PEL Laboratories, Inc.

Data file : \\Svecd04\DD\chem\smsd03.i\S3042312.b\BSCAL6.D
Lab Smp Id: 45934 Client Smp ID: BSCAL6
Inj Date : 23-APR-2012 14:20 MS Autotune Date: 12-SEP-2011 18:58
Operator : PEL Inst ID: smsd03.i
Smp Info : 45934
Misc Info :
Comment :
Method : \\Svecd04\DD\chem\smsd03.i\S3042312.b\8270bcs.m
Meth Date : 25-Apr-2012 09:57 mjacobs Quant Type: ISTD
Cal Date : 23-APR-2012 13:56 Cal File: BSCAL7.D
Als bottle: 11 Calibration Sample, Level: 6
Dil Factor: 1.00000
Integrator: HP Genie Compound Sublist: BZSOWcal.sub
Target Version: 4.14 Sample Matrix: WATER

Concentration Formula: Amt * DF * (1/(Vo/1000))*Vf * CpndVariable

Name	Value	Description
DF	1.000	Dilution Factor
Vo	1000.000	Volume of sample extracted (mL)
Vf	1.000	Final Volume
Cpnd Variable		Local Compound Variable

RT	EXP RT	REL RT	MASS	RESPONSE	AMOUNTS CAL-AMT (ug/ml)	AMOUNTS ON-COL (ug/ml)	TARGET RANGE	RATIO
9 Benzaldehyde						CAS #: 100-52-7		
4.076	4.161	(0.917)	77	686377	75.0000	76.0	70.00- 130.00	100.00
4.076	4.161	(0.917)	106	549400			0.00- 30.92	80.04
4.075	4.161	(0.917)	51	236214			231.65- 291.65	34.41
* 18 1,4-Dichlorobenzene-d4						CAS #: 3855-82-1		
4.446	4.448	(1.000)	152	296321	40.0000		80.00- 120.00	100.00
4.445	4.448	(1.000)	115	180596			32.20- 92.20	60.95
4.446	4.448	(1.000)	150	441548			139.77- 199.77	149.01
25 Acetophenone						CAS #: 98-86-2		
4.799	4.807	(0.856)	105	1131952	75.0000	81.5	70.00- 130.00	100.00
4.799	4.807	(0.856)	77	1115276			4410.01-4470.01	98.53
4.798	4.807	(0.856)	51	284192			1262.06-1322.06	25.11
* 43 Naphthalene-d8						CAS #: 1146-65-2		
5.607	5.610	(1.000)	136	961929	40.0000		80.00- 120.00	100.00
5.606	5.610	(1.000)	68	53988			0.00- 35.51	5.61
50 Caprolactam						CAS #: 105-60-2		
6.011	6.158	(1.072)	55	205390	75.0000	72.1	70.00- 130.00	100.00
6.011	6.158	(1.072)	113	221584			106.52- 166.52	107.88

```
                                          AMOUNTS
                                        CAL-AMT   ON-COL
  RT   EXP RT   REL RT   MASS  RESPONSE (ug/ml)  (ug/ml)   TARGET RANGE    RATIO
 ==== ======== ========  ====  ======== =======  =======   ============    =====

   50 Caprolactam (continued)
6.012    6.158 ( 1.072)    85    166923                    55.05- 115.05    81.27
--------------------------------------------------------------------------------
   61 1,1-Biphenyl                                  CAS #: 92-52-4
6.740    6.642 ( 0.923)   154   2116657 75.0000     78.6  70.00- 130.00   100.00
6.740    6.642 ( 0.923)    76    286082                  1762.39-1822.39    13.52
6.740    6.642 ( 0.923)    51    135384                  1618.22-1678.22     6.40
--------------------------------------------------------------------------------
*  70 Acenaphthene-d10                               CAS #: 15067-26-2
7.302    7.305 ( 1.000)   164    676083 40.0000           80.00- 120.00   100.00
7.303    7.305 ( 1.000)   162    647222                   64.73- 124.73    95.73
7.303    7.305 ( 1.000)   160    288843                   12.46-  72.46    42.72
--------------------------------------------------------------------------------
   95 Atrazine                                      CAS #: 1912-24-9
8.483    8.479 ( 0.969)   200    693319 75.0000     79.3  80.00- 120.00   100.00
8.481    8.479 ( 0.968)    58    166227                    0.00-  52.18    23.98
8.483    8.479 ( 0.969)   215    373374                   22.24-  82.24    53.85
--------------------------------------------------------------------------------
* 100 Phenanthrene-d10                              CAS #: 1517-22-2
8.758    8.761 ( 1.000)   188   1305271 40.0000           80.00- 120.00   100.00
8.757    8.761 ( 1.000)    94     83038                    0.00-  36.35     6.36
8.757    8.761 ( 1.000)    80     97171                    0.00-  37.82     7.44
--------------------------------------------------------------------------------
  110 Benzidine                                     CAS #: 92-87-5
10.086  10.322 ( 0.888)   184   2204311 75.0000     94.7  70.00- 130.00   100.00
10.085  10.322 ( 0.888)    92    116508                   36.43-  96.43     5.29
10.086  10.322 ( 0.888)   185    334052                    0.00-  47.46    15.15
--------------------------------------------------------------------------------
  122 3,3'-Dichlorobenzidine                        CAS #: 91-94-1
11.323  11.321 ( 0.997)   252   1631709 75.0000     80.0  80.00- 120.00   100.00
11.323  11.321 ( 0.997)   254   1078938                   34.83-  94.83    66.12
11.322  11.321 ( 0.997)   126    126673                    0.00-  37.08     7.76
--------------------------------------------------------------------------------
* 121 Chrysene-d12                                  CAS #: 1719-03-5
11.354  11.359 ( 1.000)   240   1732114 40.0000           80.00- 120.00   100.00
11.353  11.359 ( 1.000)   120     96102                    0.00-  36.38     5.55
11.354  11.359 ( 1.000)   236    449946                    0.00-  57.06    25.98
--------------------------------------------------------------------------------
* 130 Perylene-d12                                  CAS #: 1520-96-3
12.681  12.682 ( 1.000)   264   1732418 40.0000           80.00- 120.00   100.00
12.681  12.682 ( 1.000)   260    426247                    0.00-  54.80    24.60
12.681  12.682 ( 1.000)   265    395634                    0.00-  53.39    22.84
--------------------------------------------------------------------------------
```

Data File: \\Svecd04\DD\chem\smsd03.i\S3042312.b\BSCAL6.D
Date : 23-APR-2012 14:20
Client ID: BSCAL6
Sample Info: 45934
Purge Volume: 1000.0
Column phase: HPMS-5

Instrument: smsd03.i
Operator: PEL
Column diameter: 0.25

1254

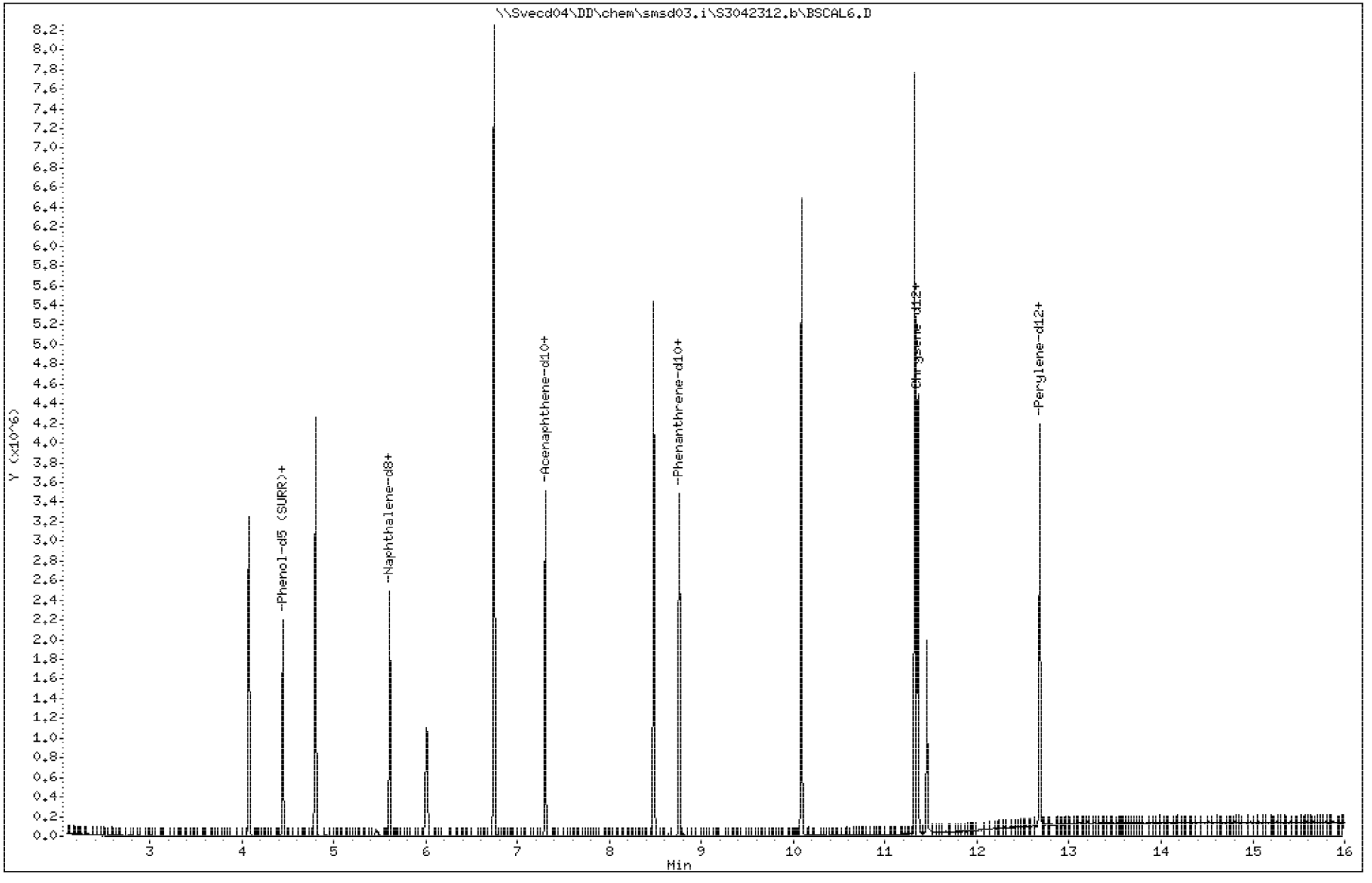

3505892

Data File: \\Svecd04\DD\chem\smsd03.i\S3042312.b\BSCAL6.D

Date : 23-APR-2012 14:20

Client ID: BSCAL6

Instrument: smsd03.i

Sample Info: 45934

Purge Volume: 1000.0

Operator: PEL

Column phase: HPMS-5

Column diameter: 0.25

9 Benzaldehyde

Concentration: 76.0 ug/l

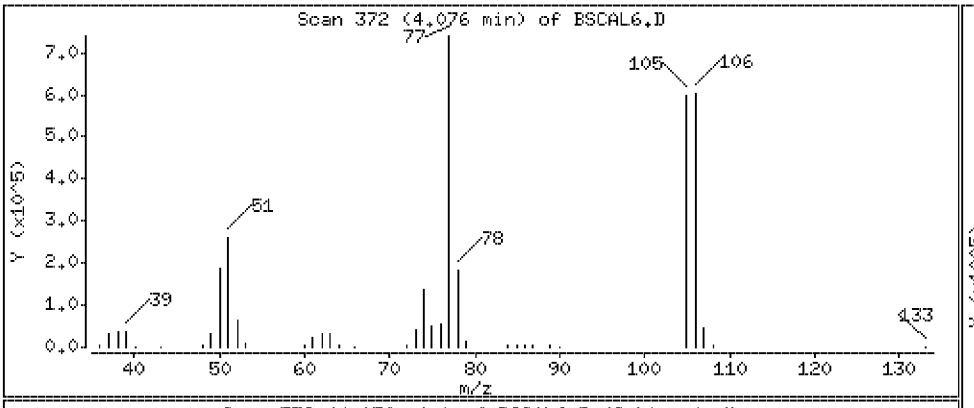

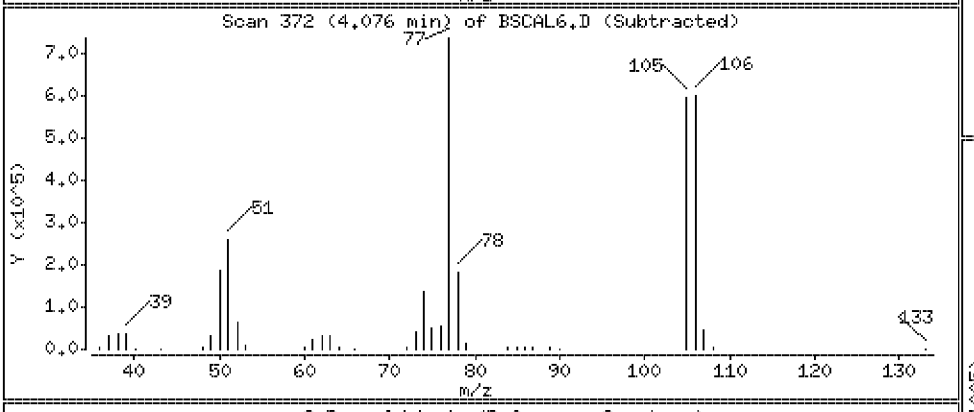

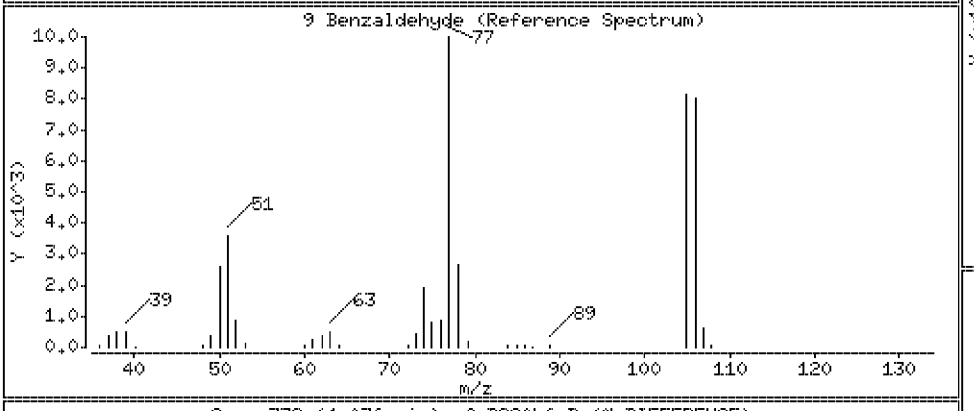

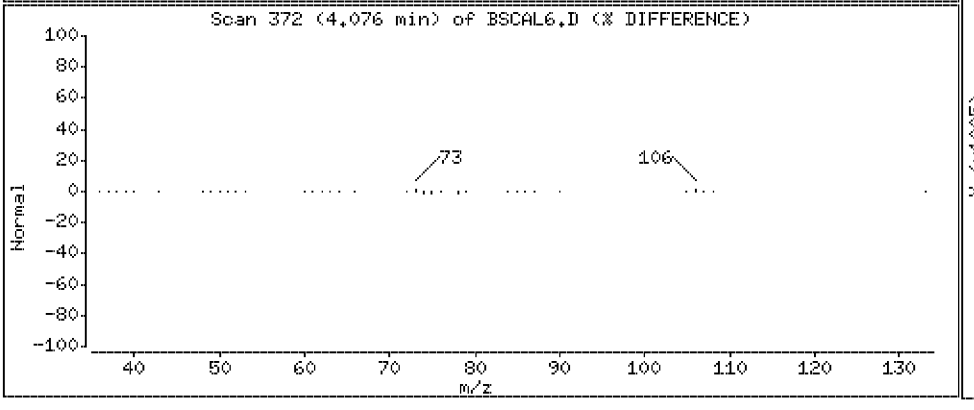

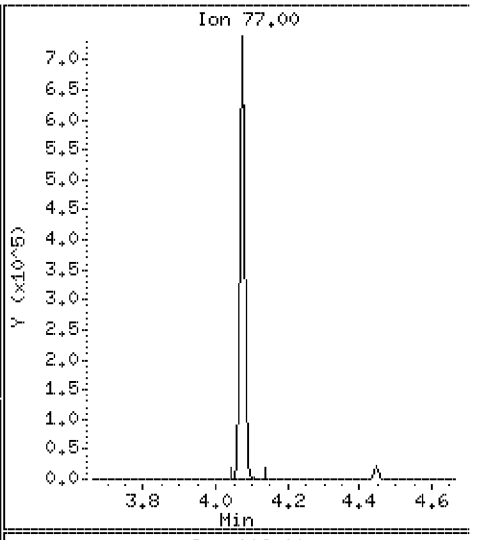

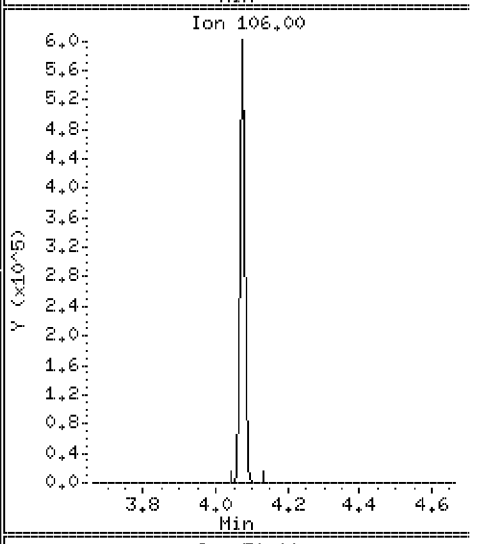

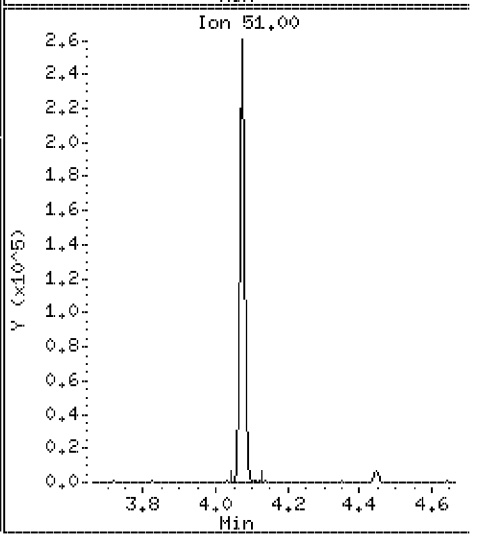

Data File: \\Svecd04\DD\chem\smsd03.i\S3042312.b\BSCAL6.D

Date : 23-APR-2012 14:20

Client ID: BSCAL6

Instrument: smsd03.i

Sample Info: 45934

Purge Volume: 1000.0

Operator: PEL

Column phase: HPMS-5

Column diameter: 0.25

25 Acetophenone

Concentration: 81.5 ug/l

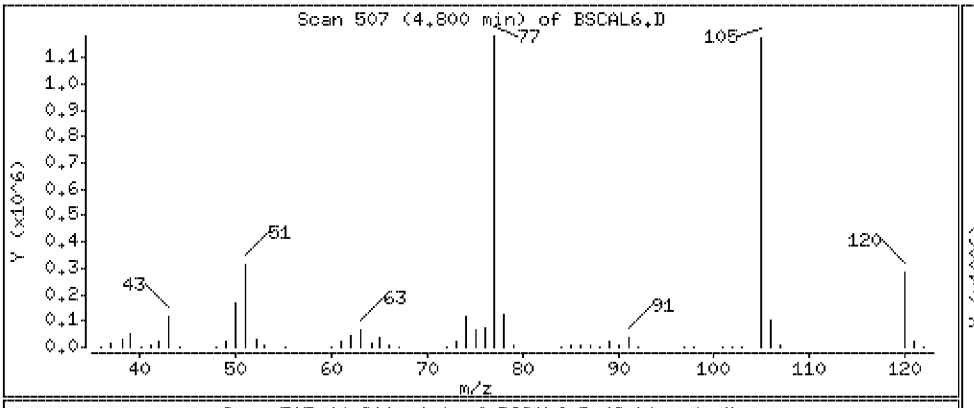

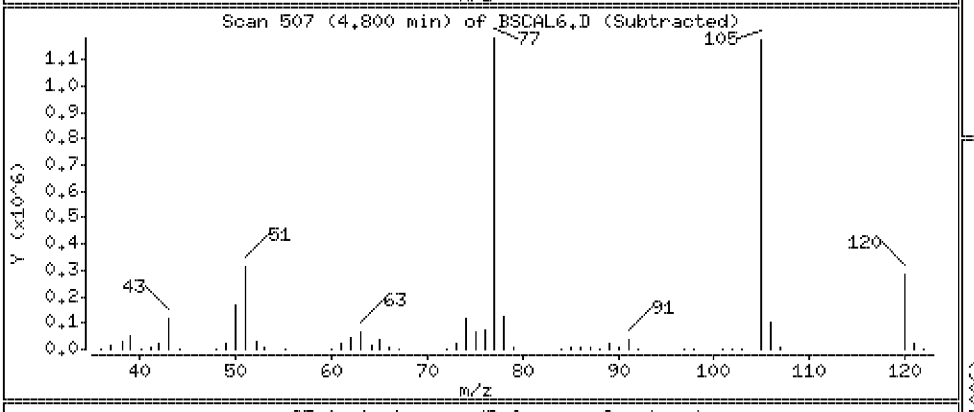

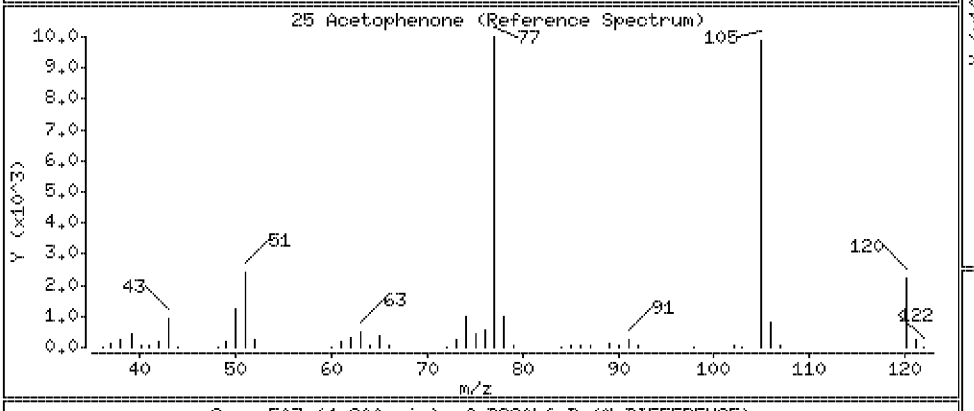

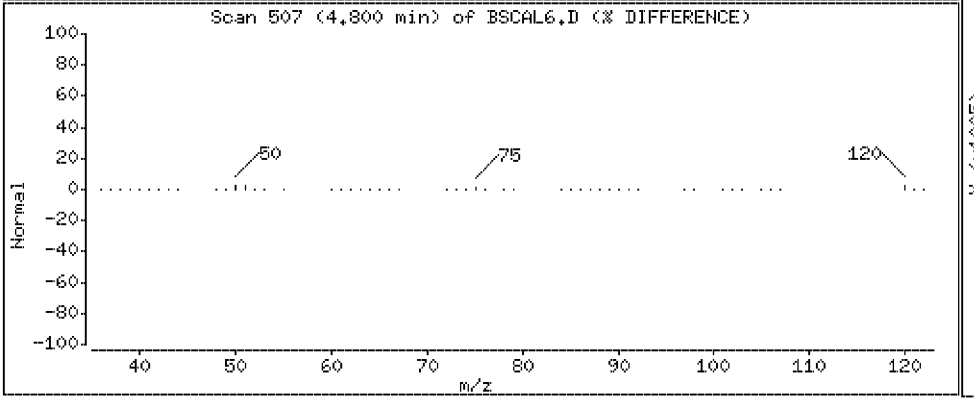

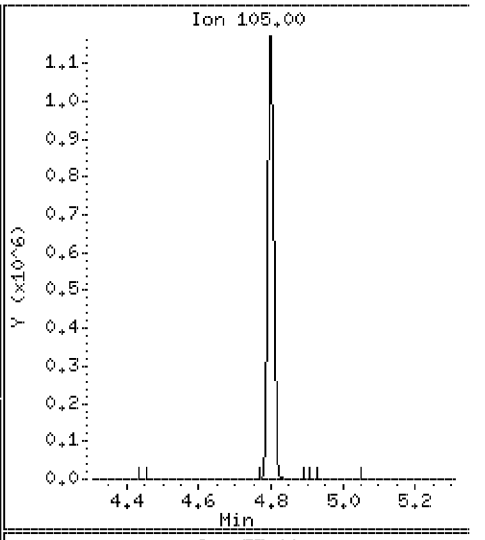

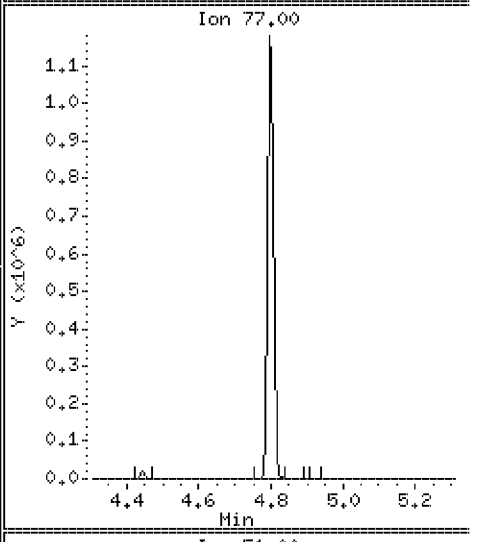

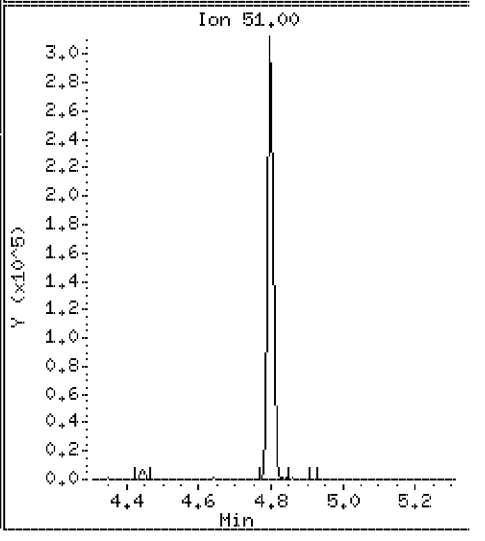

Data File: \\Svecd04\DD\chem\smsd03.i\S3042312.b\BSCAL6.D

Date : 23-APR-2012 14:20

Client ID: BSCAL6 | Instrument: smsd03.i

Sample Info: 45934

Purge Volume: 1000.0 | Operator: PEL

Column phase: HPMS-5 | Column diameter: 0.25

50 Caprolactam | Concentration: 72.1 ug/l

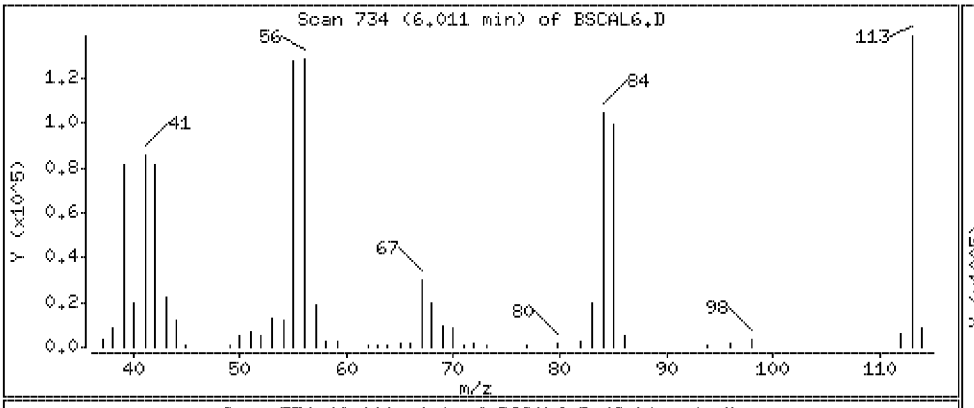

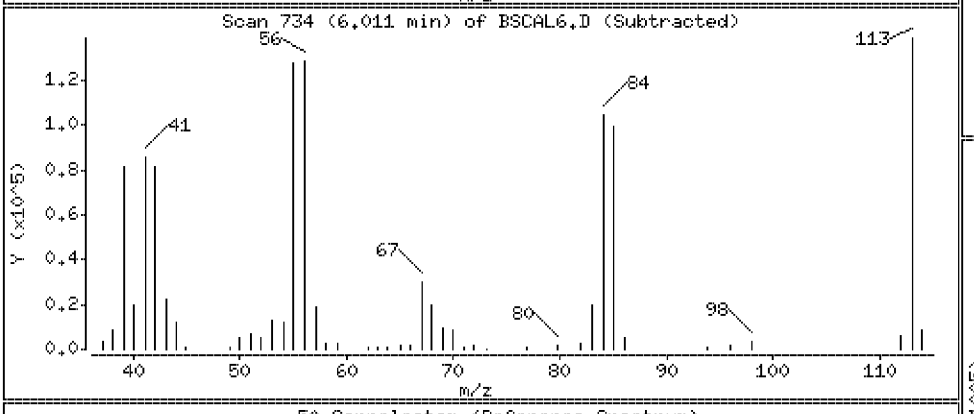

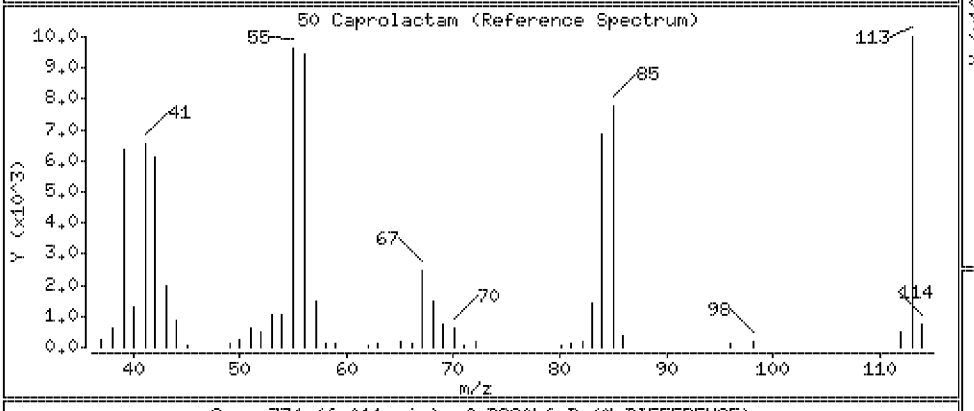

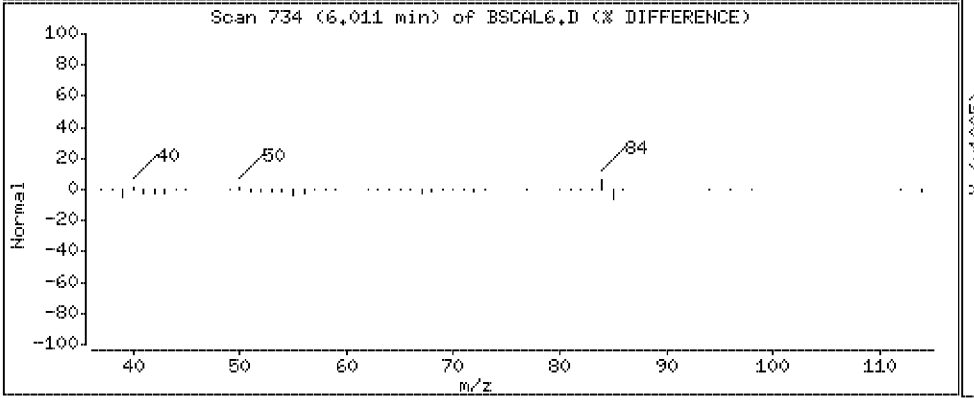

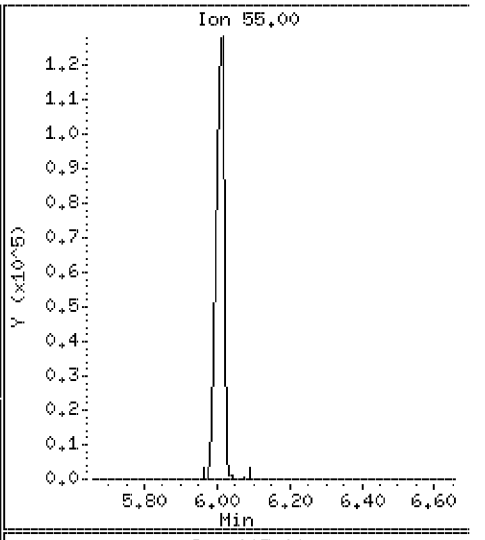

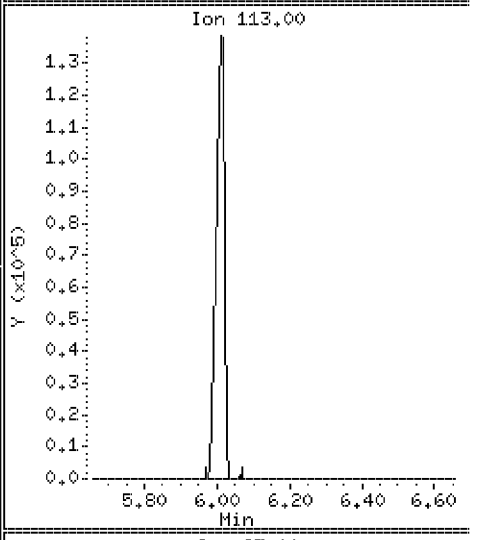

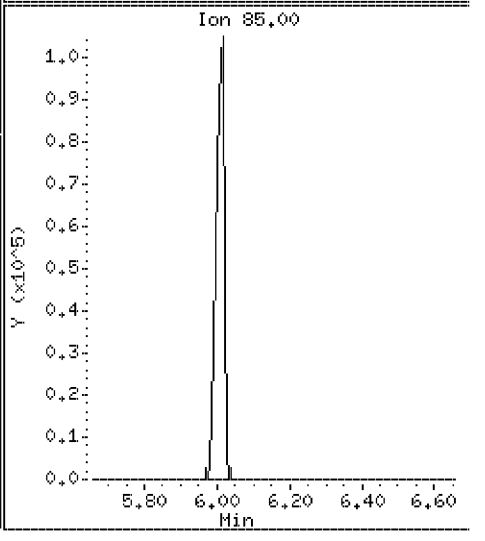

Data File: \\Svecd04\DD\chem\smsd03.i\S3042312.b\BSCAL6.D

Date : 23-APR-2012 14:20

Client ID: BSCAL6

Instrument: smsd03.i

Sample Info: 45934

Purge Volume: 1000.0

Operator: PEL

Column phase: HPMS-5

Column diameter: 0.25

61 1,1-Biphenyl

Concentration: 78.6 ug/l

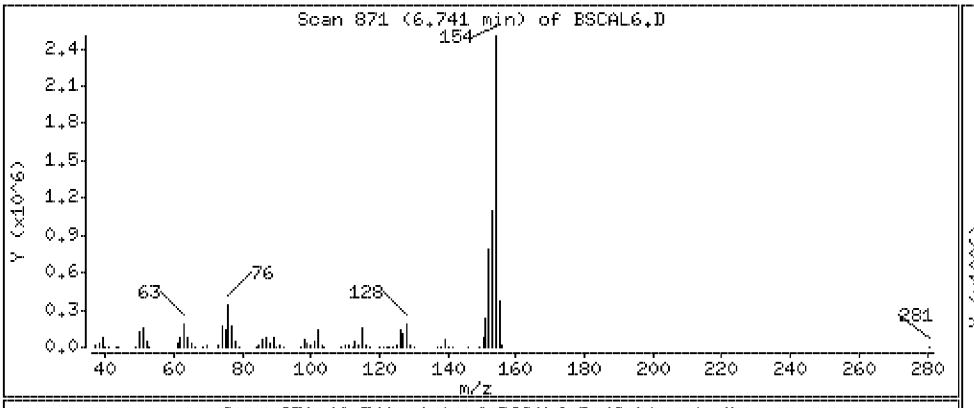

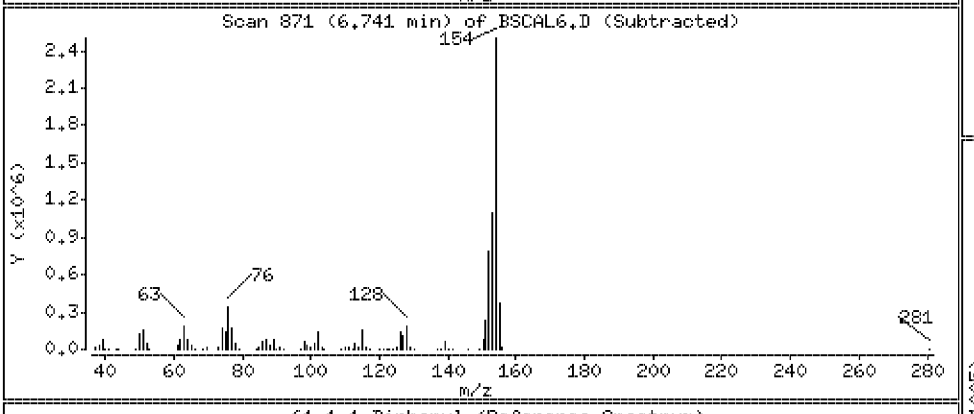

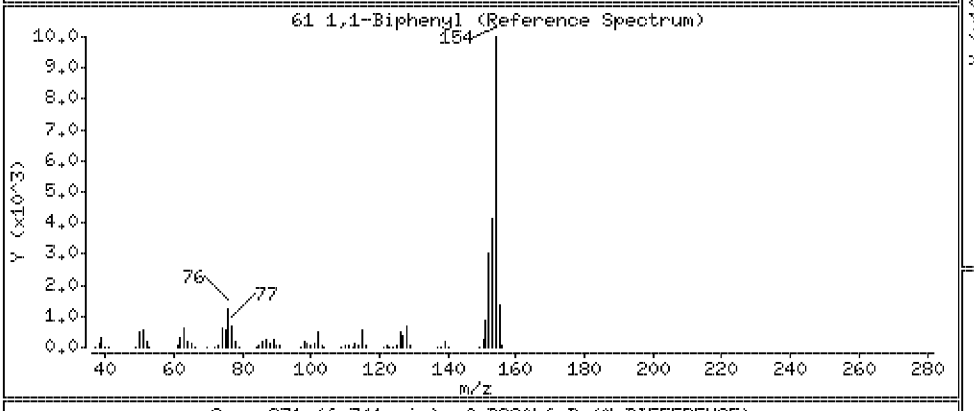

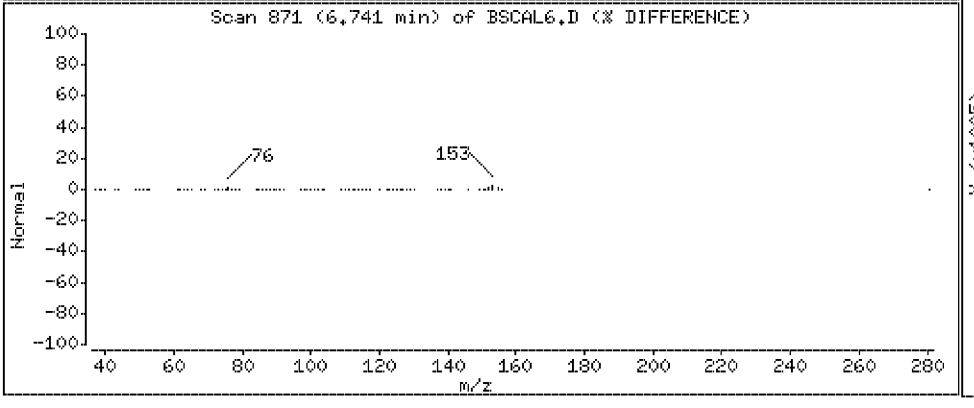

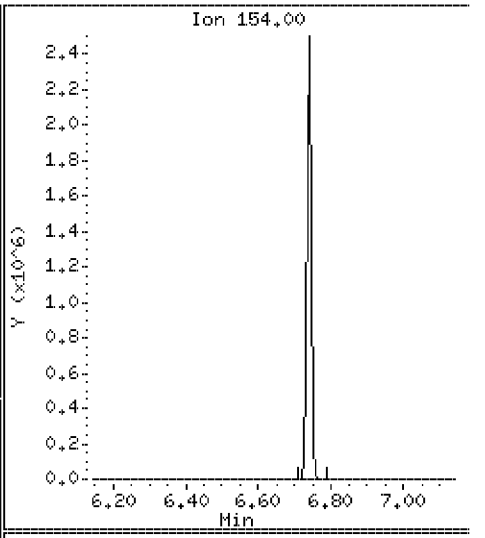

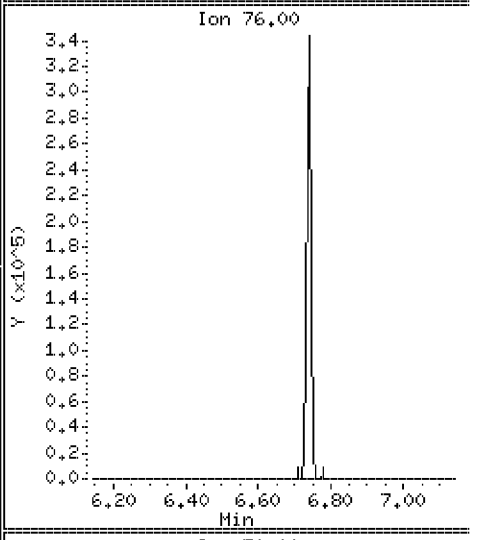

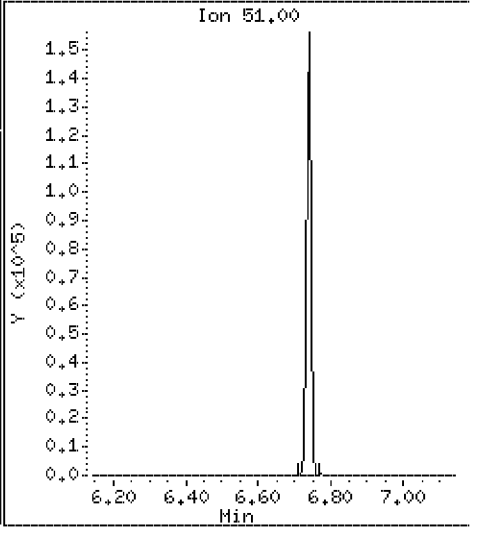

Data File: \\Svecd04\DD\chem\smsd03.i\S3042312.b\BSCAL6.D

Date : 23-APR-2012 14:20

Client ID: BSCAL6

Instrument: smsd03.i

Sample Info: 45934

Purge Volume: 1000.0

Operator: PEL

Column phase: HPMS-5

Column diameter: 0.25

95 Atrazine

Concentration: 79.3 ug/l

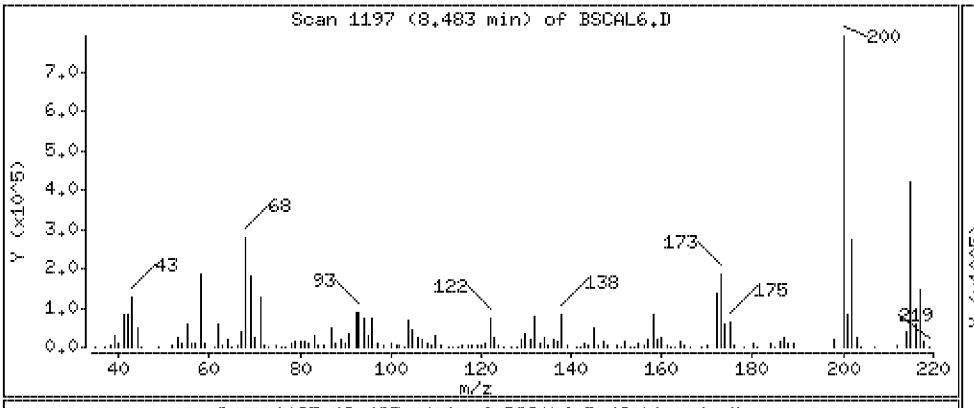

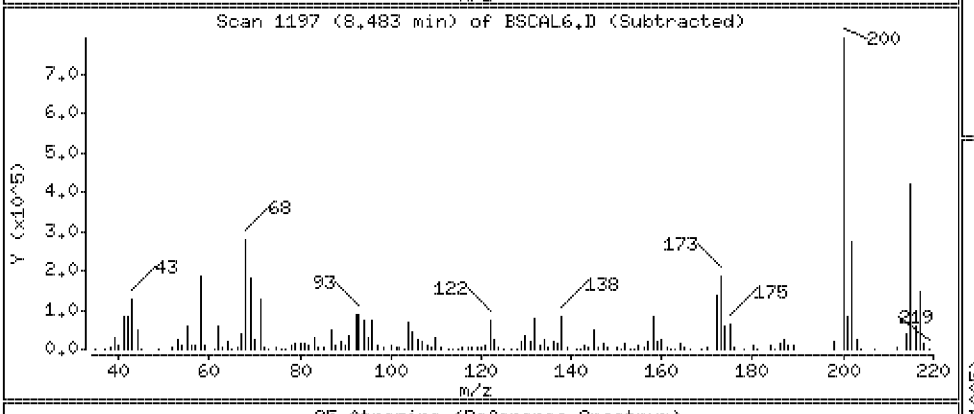

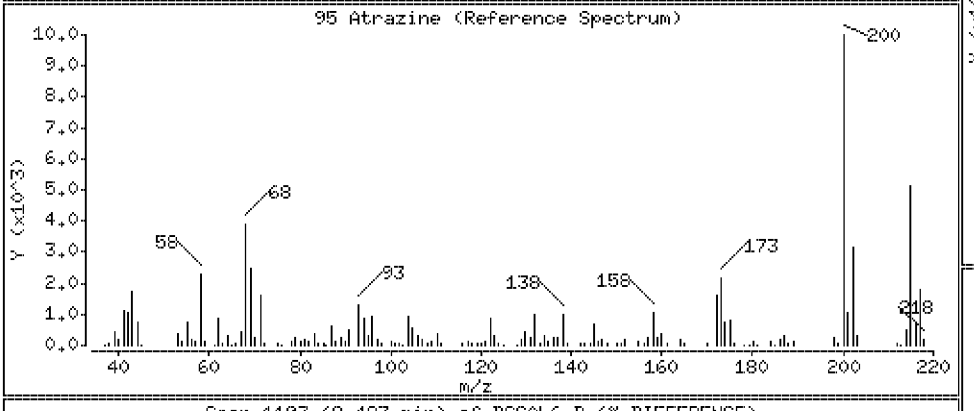

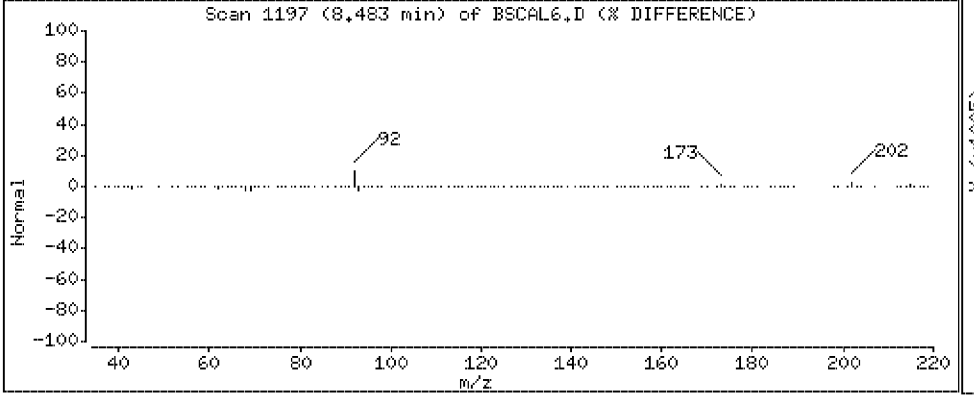

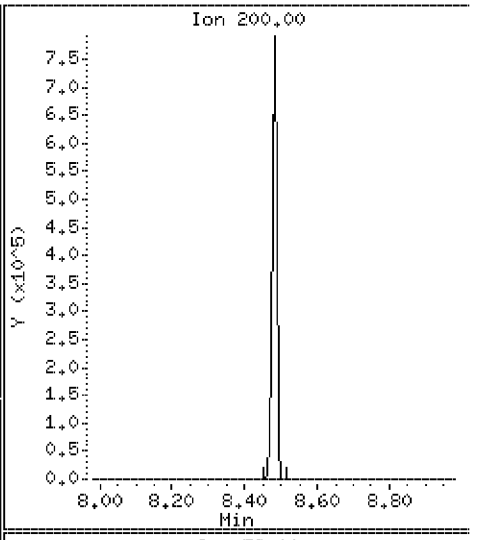

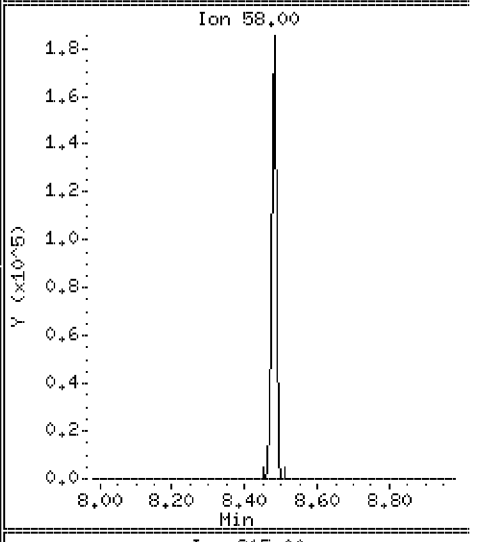

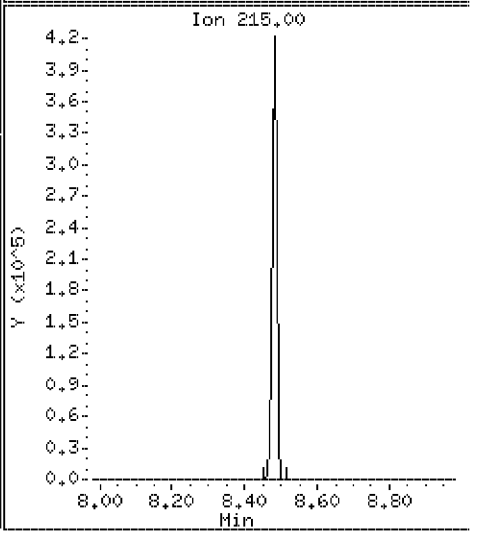

Data File: \\Svecd04\DD\chem\smsd03.i\S3042312.b\BSCAL6.D

Date : 23-APR-2012 14:20

Client ID: BSCAL6 | Instrument: smsd03.i

Sample Info: 45934

Purge Volume: 1000.0 | Operator: PEL

Column phase: HPMS-5 | Column diameter: 0.25

110 Benzidine | Concentration: 94.7 ug/l

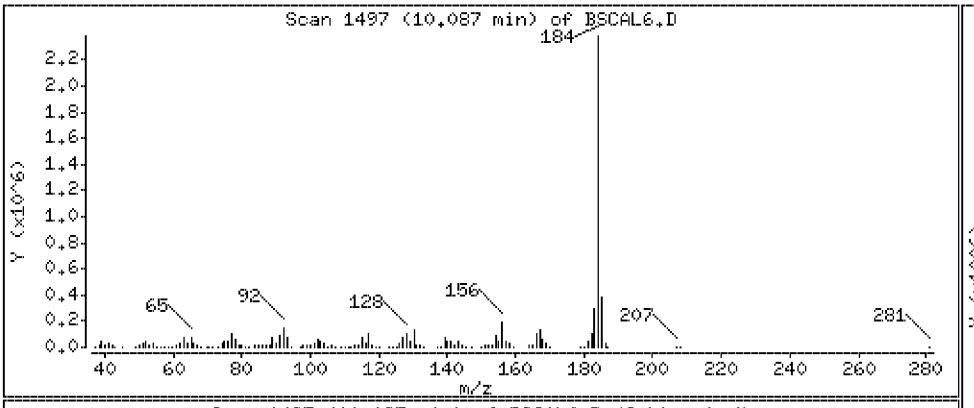

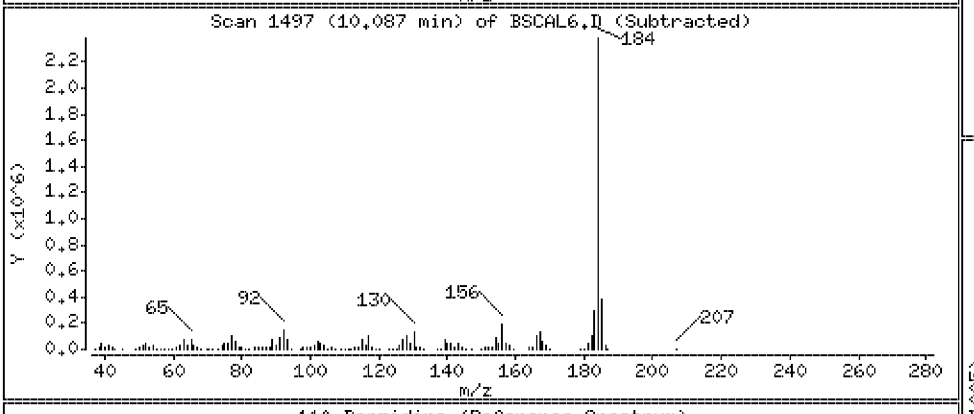

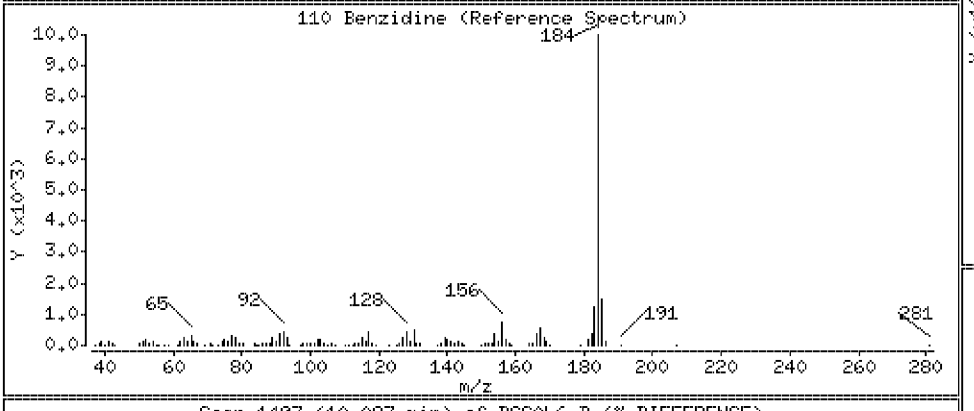

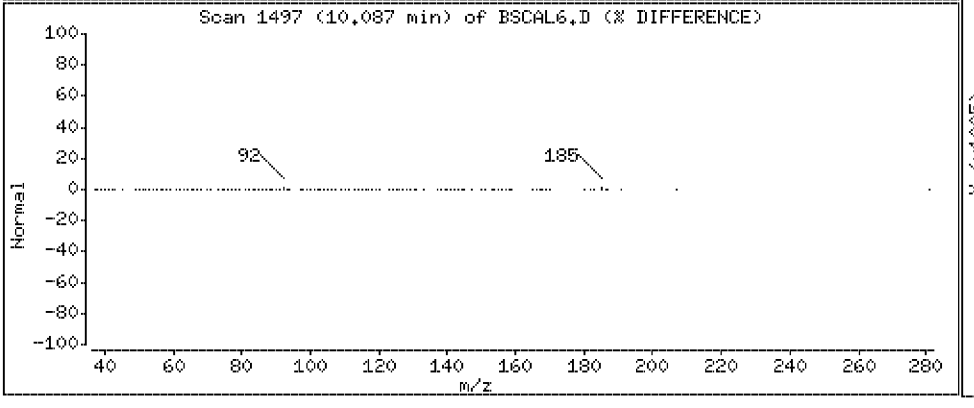

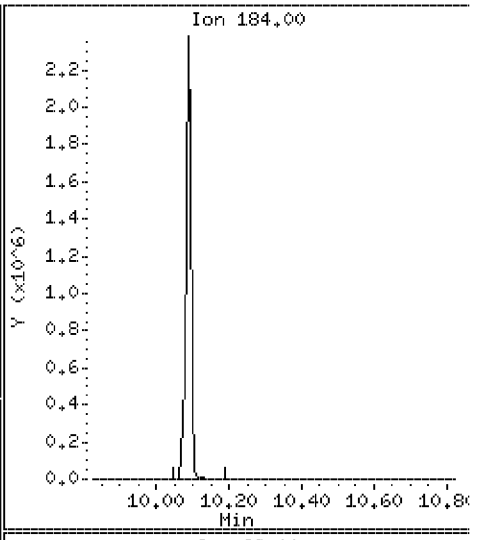

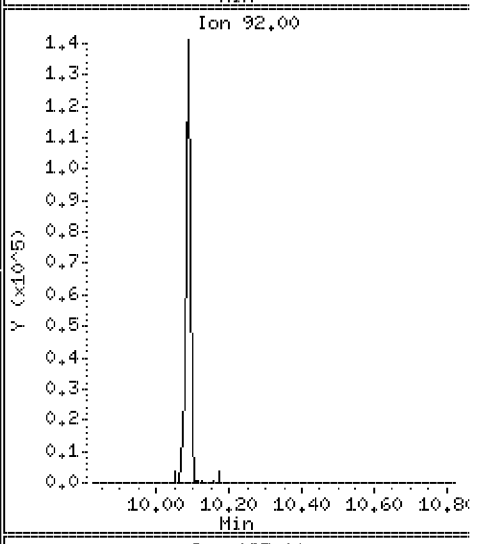

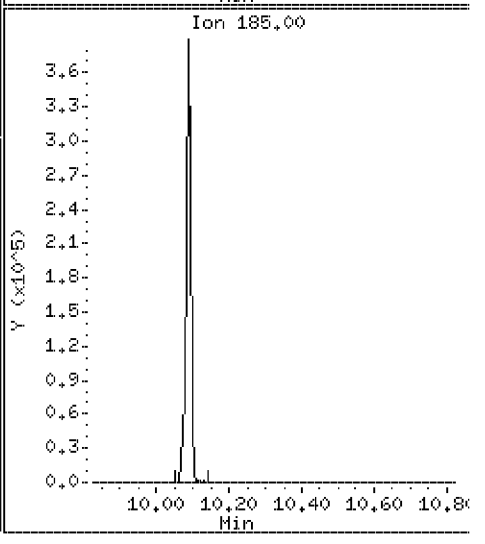

Data File: \\Svecd04\DD\chem\smsd03.i\S3042312.b\BSCAL6.D

Date : 23-APR-2012 14:20

Client ID: BSCAL6 | Instrument: smsd03.i

Sample Info: 45934

Purge Volume: 1000.0 | Operator: PEL

Column phase: HPMS-5 | Column diameter: 0.25

122 3,3'-Dichlorobenzidine | Concentration: 80.0 ug/l

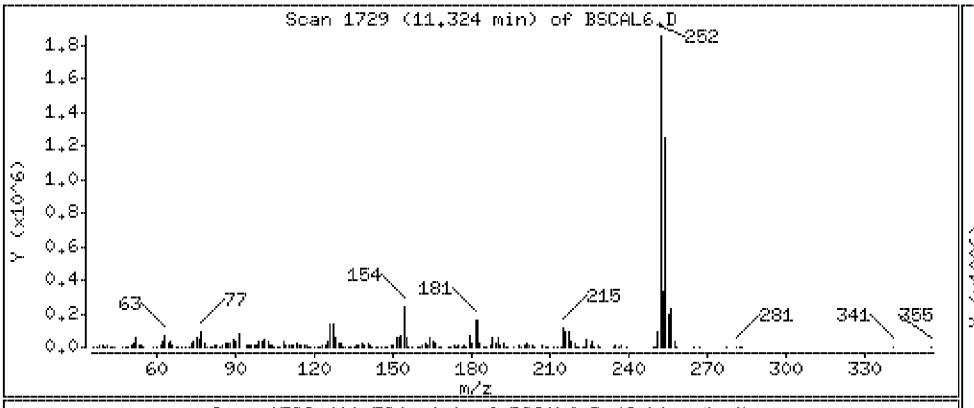

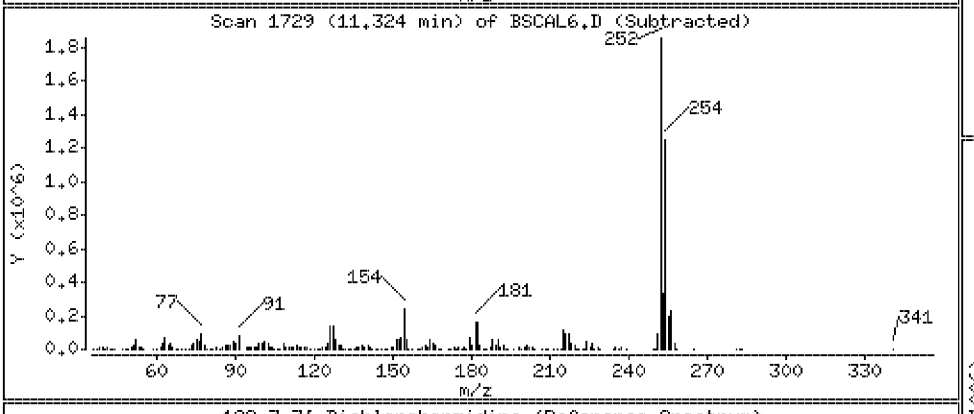

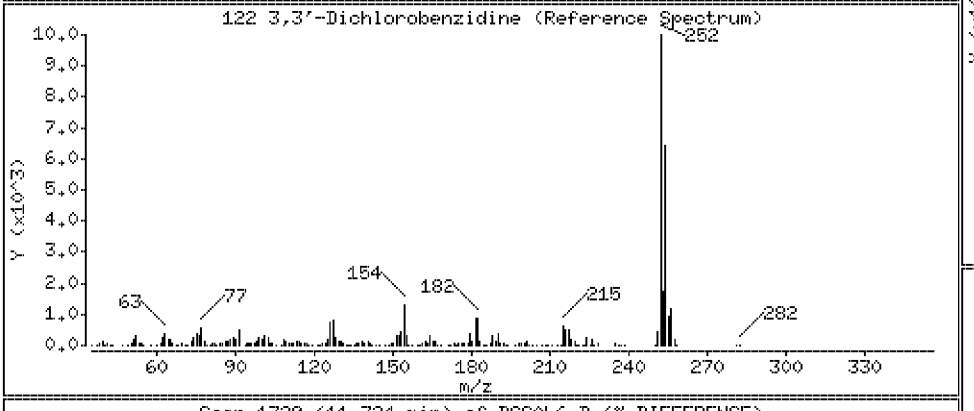

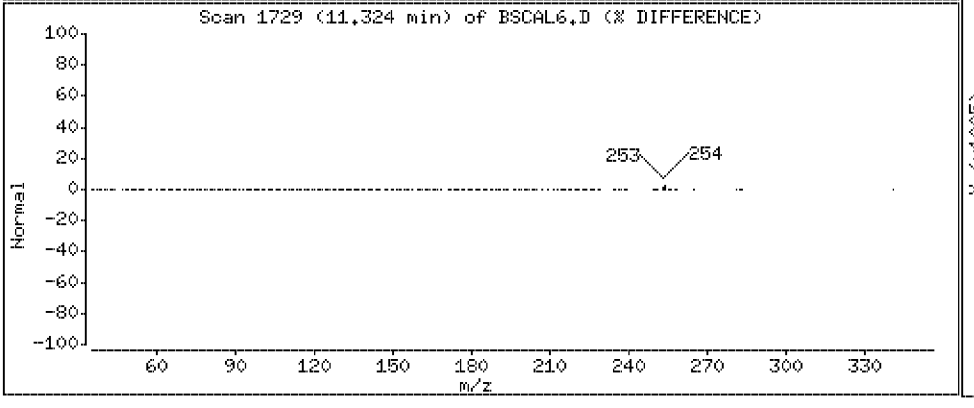

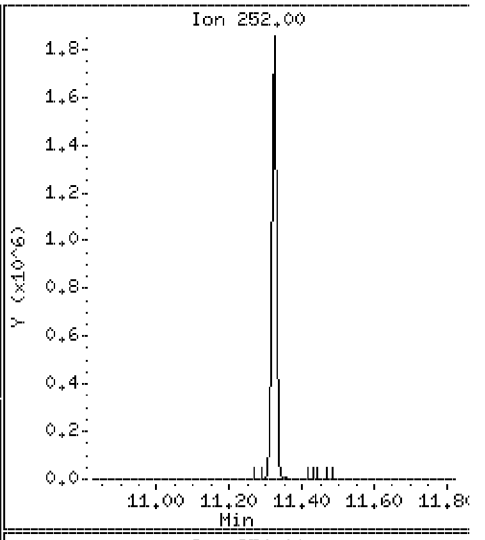

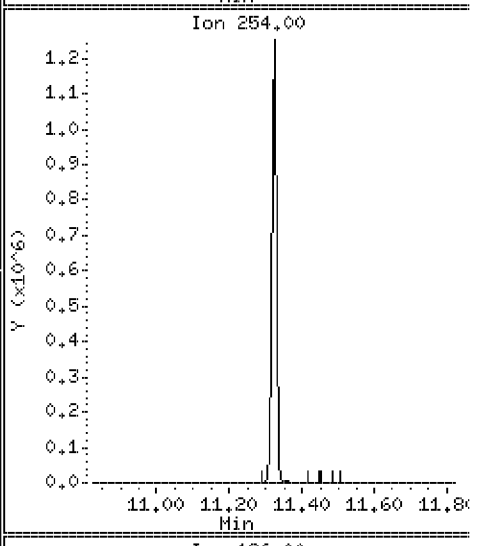

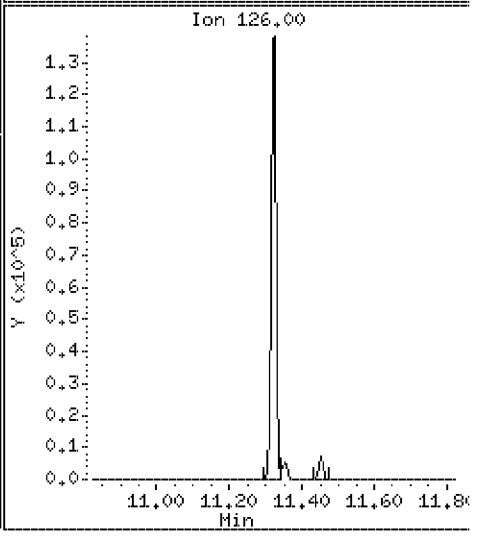

PEL Laboratories, Inc.

Data file : \\Svecd04\DD\chem\smsd03.i\S3042312.b\BSCAL5.D
Lab Smp Id: 45935 Client Smp ID: BSCAL5
Inj Date : 23-APR-2012 14:44 MS Autotune Date: 12-SEP-2011 18:58
Operator : PEL Inst ID: smsd03.i
Smp Info : 45935
Misc Info :
Comment :
Method : \\Svecd04\DD\chem\smsd03.i\S3042312.b\8270bcs.m
Meth Date : 25-Apr-2012 09:57 mjacobs Quant Type: ISTD
Cal Date : 23-APR-2012 13:56 Cal File: BSCAL7.D
Als bottle: 12 Calibration Sample, Level: 5
Dil Factor: 1.00000
Integrator: HP Genie Compound Sublist: BZSOWcal.sub
Target Version: 4.14 Sample Matrix: WATER

Concentration Formula: Amt * DF * (1/(Vo/1000))*Vf * CpndVariable

Name	Value	Description
DF	1.000	Dilution Factor
Vo	1000.000	Volume of sample extracted (mL)
Vf	1.000	Final Volume
Cpnd Variable		Local Compound Variable

RT	EXP RT	REL RT	MASS	RESPONSE	AMOUNTS CAL-AMT (ug/ml)	AMOUNTS ON-COL (ug/ml)	TARGET RANGE	RATIO
9 Benzaldehyde						CAS #: 100-52-7		
4.076	4.161	(0.917)	77	536833	60.0000	60.0	70.00- 130.00	100.00
4.076	4.161	(0.917)	106	416084			0.00- 30.92	77.51
4.076	4.161	(0.917)	51	186847			231.65- 291.65	34.81
* 18 1,4-Dichlorobenzene-d4						CAS #: 3855-82-1		
4.446	4.448	(1.000)	152	293414	40.0000		80.00- 120.00	100.00
4.446	4.448	(1.000)	115	175841			32.20- 92.20	59.93
4.447	4.448	(1.000)	150	435128			139.77- 199.77	148.30
25 Acetophenone						CAS #: 98-86-2		
4.799	4.807	(0.856)	105	895061	60.0000	64.5	70.00- 130.00	100.00
4.799	4.807	(0.856)	77	873187			4410.01-4470.01	97.56
4.799	4.807	(0.856)	51	220563			1262.06-1322.06	24.64
* 43 Naphthalene-d8						CAS #: 1146-65-2		
5.608	5.610	(1.000)	136	957373	40.0000		80.00- 120.00	100.00
5.608	5.610	(1.000)	68	49573			0.00- 35.51	5.18
50 Caprolactam						CAS #: 105-60-2		
6.005	6.158	(1.071)	55	161786	60.0000	57.7	70.00- 130.00	100.00
6.006	6.158	(1.071)	113	169557			106.52- 166.52	104.80

```
                                          AMOUNTS
                                        CAL-AMT   ON-COL
  RT   EXP RT   REL RT   MASS  RESPONSE (ug/ml)  (ug/ml)   TARGET RANGE    RATIO
 ==== ======== ========  ====  ======== =======  =======   ============    =====

   50 Caprolactam (continued)
6.006    6.158 ( 1.071)    85    128354                    55.05- 115.05    79.34
--------------------------------------------------------------------------------
   61 1,1-Biphenyl                                  CAS #: 92-52-4
6.741    6.642 ( 0.923)   154   1655652 60.0000     63.2  70.00- 130.00   100.00
6.740    6.642 ( 0.923)    76    214421                 1762.39-1822.39    12.95
6.739    6.642 ( 0.923)    51    108988                 1618.22-1678.22     6.58
--------------------------------------------------------------------------------
*  70 Acenaphthene-d10                               CAS #: 15067-26-2
7.303    7.305 ( 1.000)   164    658040 40.0000           80.00- 120.00   100.00
7.303    7.305 ( 1.000)   162    643936                   64.73- 124.73    97.86
7.303    7.305 ( 1.000)   160    299384                   12.46-  72.46    45.50
--------------------------------------------------------------------------------
   95 Atrazine                                       CAS #: 1912-24-9
8.481    8.479 ( 0.968)   200    536039 60.0000     61.9  80.00- 120.00   100.00
8.480    8.479 ( 0.968)    58    125671                    0.00-  52.18    23.44
8.481    8.479 ( 0.968)   215    286247                   22.24-  82.24    53.40
--------------------------------------------------------------------------------
* 100 Phenanthrene-d10                              CAS #: 1517-22-2
8.758    8.761 ( 1.000)   188   1293819 40.0000           80.00- 120.00   100.00
8.757    8.761 ( 1.000)    94     79101                    0.00-  36.35     6.11
8.757    8.761 ( 1.000)    80     96446                    0.00-  37.82     7.45
--------------------------------------------------------------------------------
  110 Benzidine                                     CAS #: 92-87-5
10.085  10.322 ( 0.888)   184   1664627 60.0000     72.5  70.00- 130.00   100.00
10.084  10.322 ( 0.888)    92     87758                   36.43-  96.43     5.27
10.085  10.322 ( 0.888)   185    249300                    0.00-  47.46    14.98
--------------------------------------------------------------------------------
  122 3,3'-Dichlorobenzidine                        CAS #: 91-94-1
11.322  11.321 ( 0.997)   252   1250449 60.0000     62.1  80.00- 120.00   100.00
11.322  11.321 ( 0.997)   254    819183                   34.83-  94.83    65.51
11.320  11.321 ( 0.997)   126     90719                    0.00-  37.08     7.25
--------------------------------------------------------------------------------
* 121 Chrysene-d12                                  CAS #: 1719-03-5
11.354  11.359 ( 1.000)   240   1709070 40.0000           80.00- 120.00   100.00
11.353  11.359 ( 1.000)   120     93709                    0.00-  36.38     5.48
11.354  11.359 ( 1.000)   236    446632                    0.00-  57.06    26.13
--------------------------------------------------------------------------------
* 130 Perylene-d12                                  CAS #: 1520-96-3
12.682  12.682 ( 1.000)   264   1715314 40.0000           80.00- 120.00   100.00
12.682  12.682 ( 1.000)   260    414289                    0.00-  54.80    24.15
12.682  12.682 ( 1.000)   265    395751                    0.00-  53.39    23.07
--------------------------------------------------------------------------------
```

Data File: \\Svecd04\DD\chem\smsd03.i\S3042312.b\BSCAL5.D
Date : 23-APR-2012 14:44
Client ID: BSCAL5
Sample Info: 45935
Purge Volume: 1000.0
Column phase: HPMS-5

Instrument: smsd03.i
Operator: PEL
Column diameter: 0.25

1264

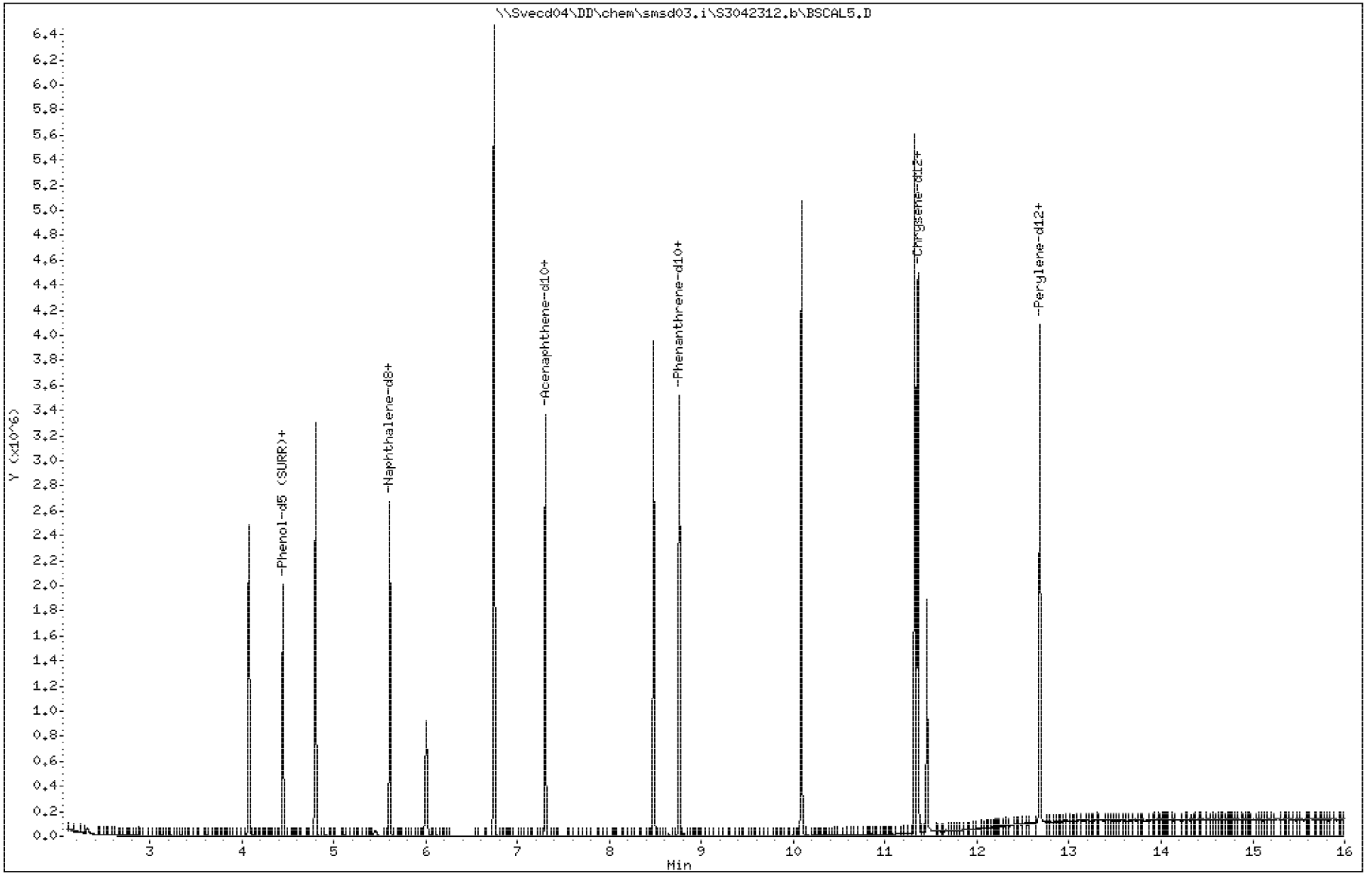

3505892

Data File: \\Svecd04\DD\chem\smsd03.i\S3042312.b\BSCAL5.D

Date : 23-APR-2012 14:44

Client ID: BSCAL5

Instrument: smsd03.i

Sample Info: 45935

Purge Volume: 1000.0

Operator: PEL

Column phase: HPMS-5

Column diameter: 0.25

9 Benzaldehyde

Concentration: 60.0 ug/l

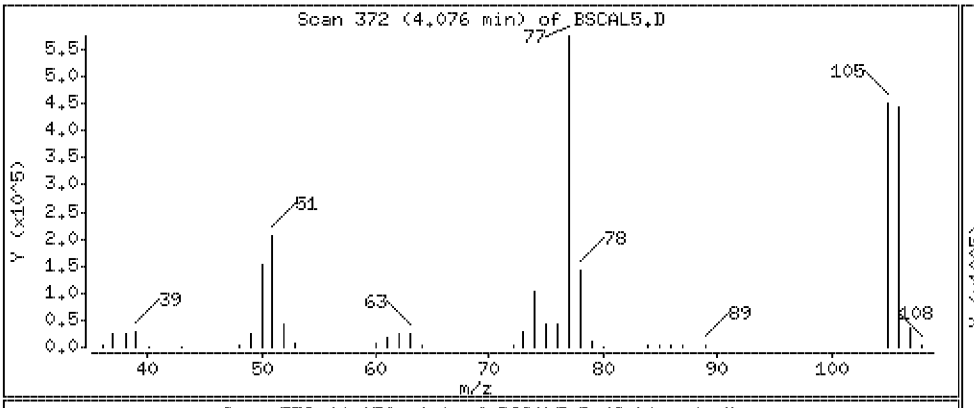

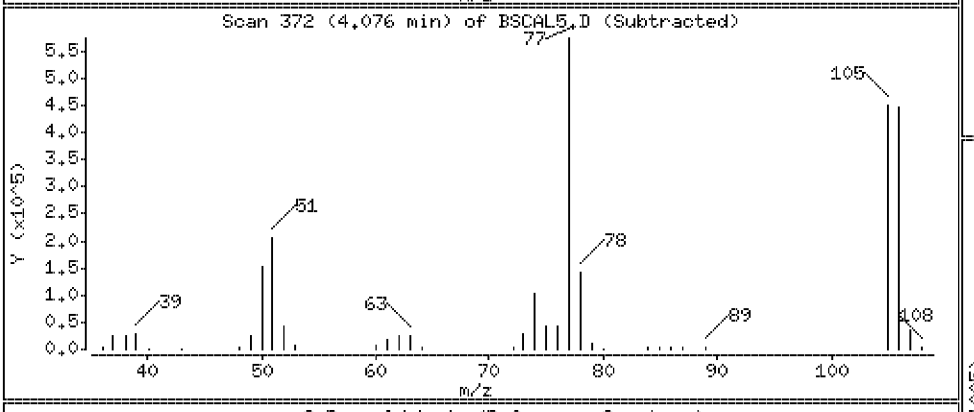

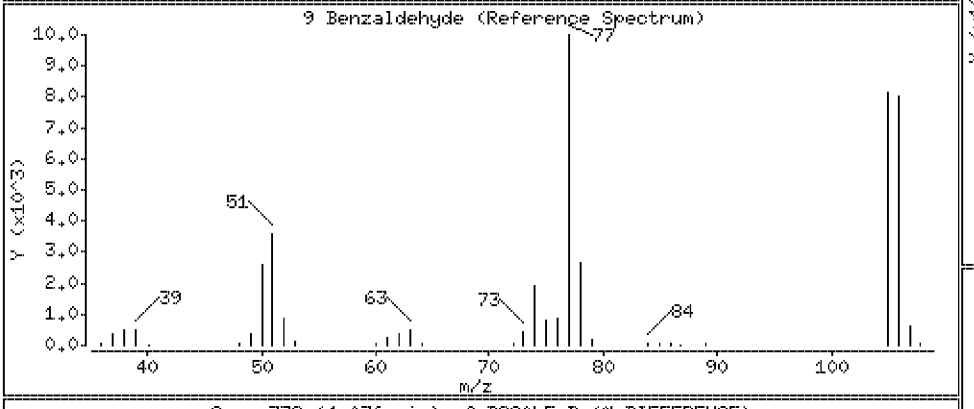

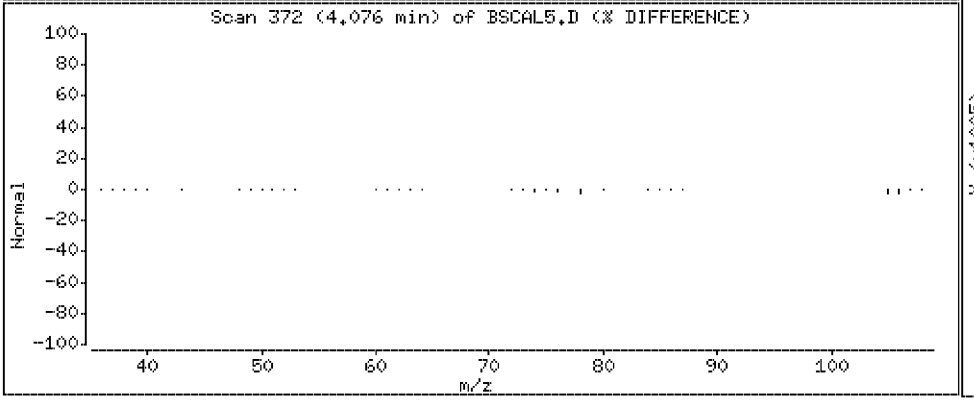

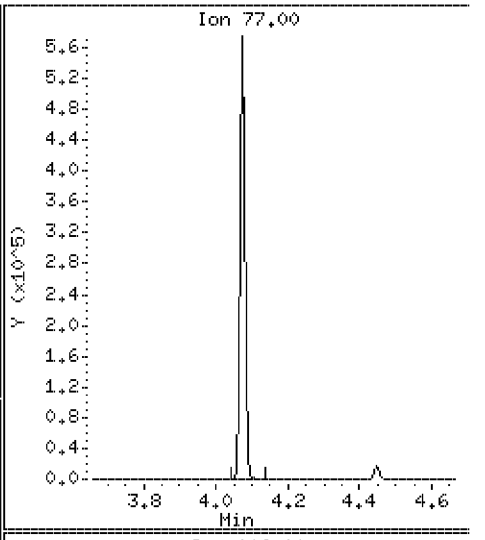

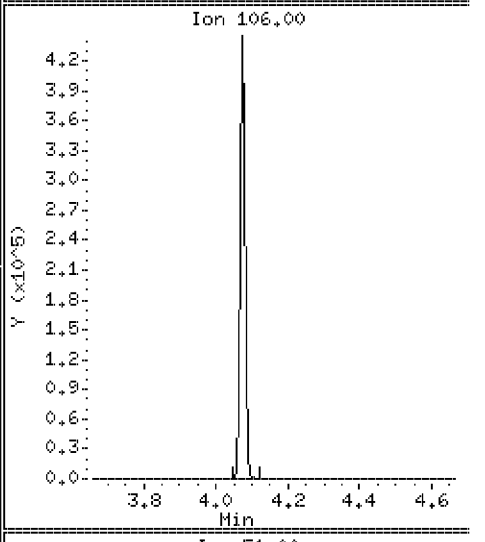

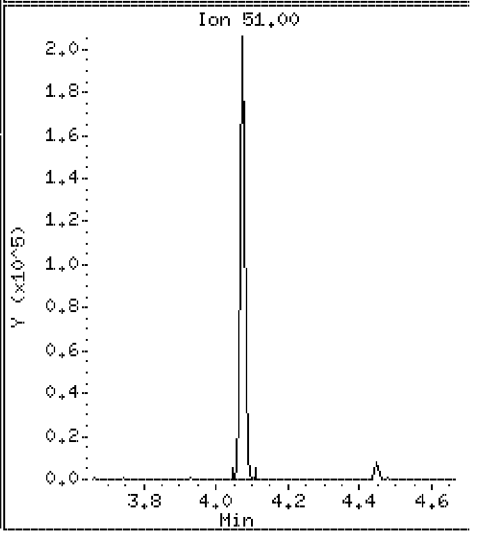

Data File: \\Svecd04\DD\chem\smsd03.i\S3042312.b\BSCAL5.D

Date : 23-APR-2012 14:44

Client ID: BSCAL5

Instrument: smsd03.i

Sample Info: 45935

Purge Volume: 1000.0

Operator: PEL

Column phase: HPMS-5

Column diameter: 0.25

25 Acetophenone

Concentration: 64.5 ug/l

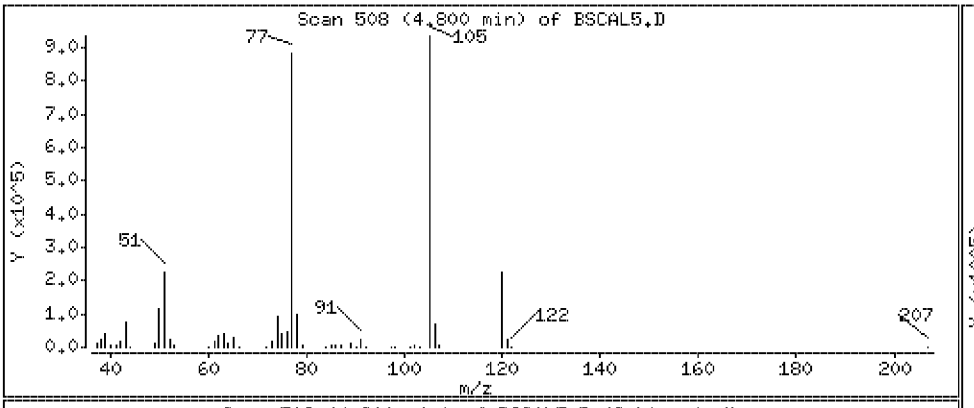

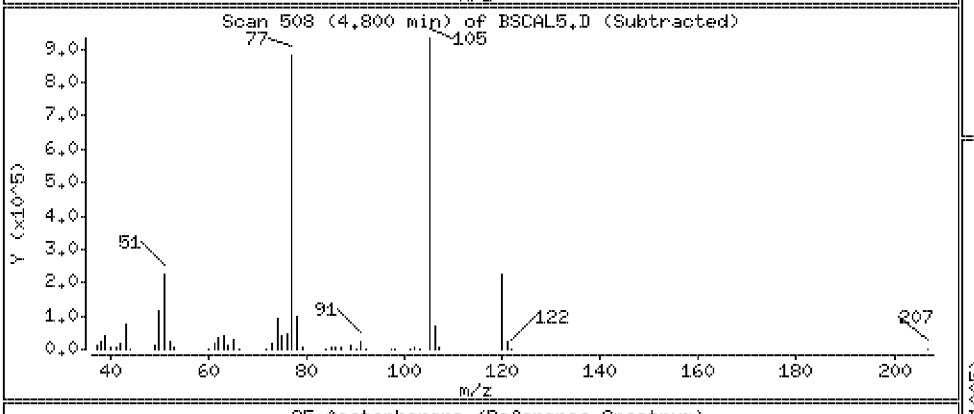

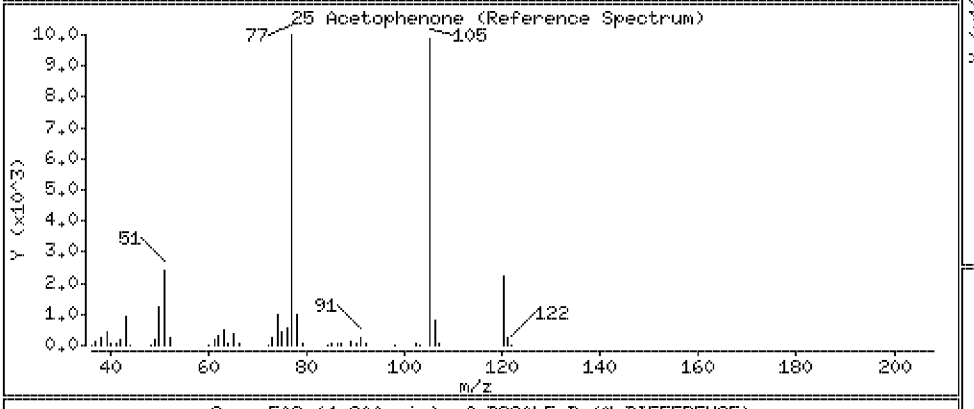

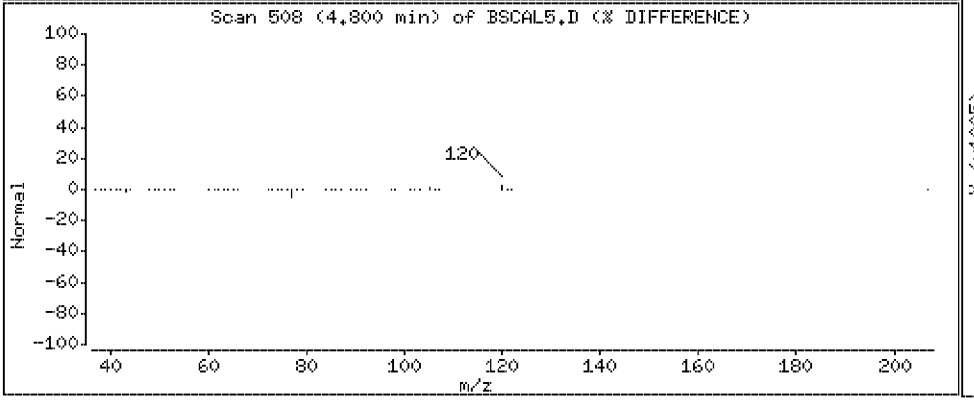

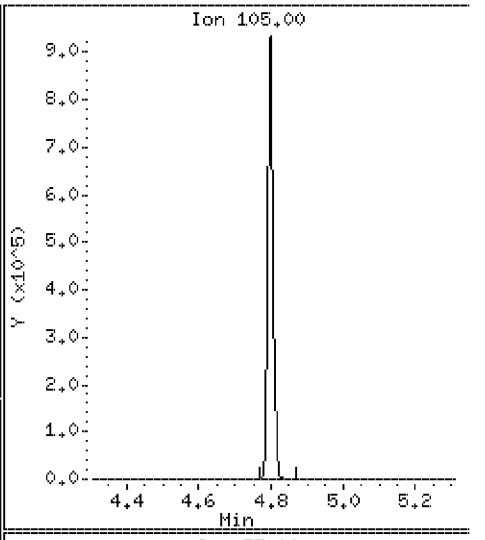

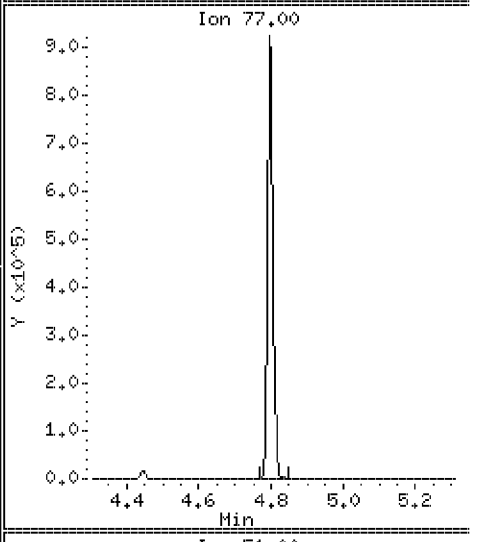

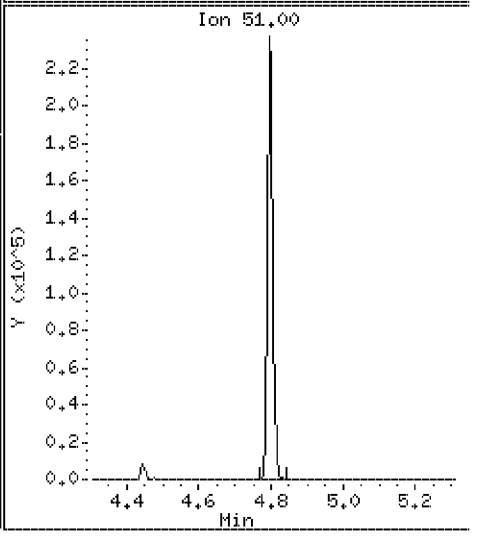

Data File: \\Svecd04\DD\chem\smsd03.i\S3042312.b\BSCAL5.D

Date : 23-APR-2012 14:44

Client ID: BSCAL5 | Instrument: smsd03.i

Sample Info: 45935

Purge Volume: 1000.0 | Operator: PEL

Column phase: HPMS-5 | Column diameter: 0.25

50 Caprolactam | Concentration: 57.7 ug/l

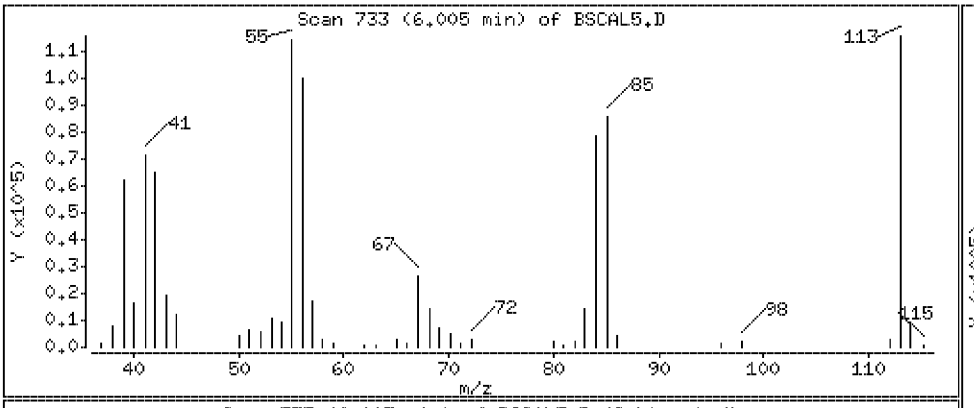

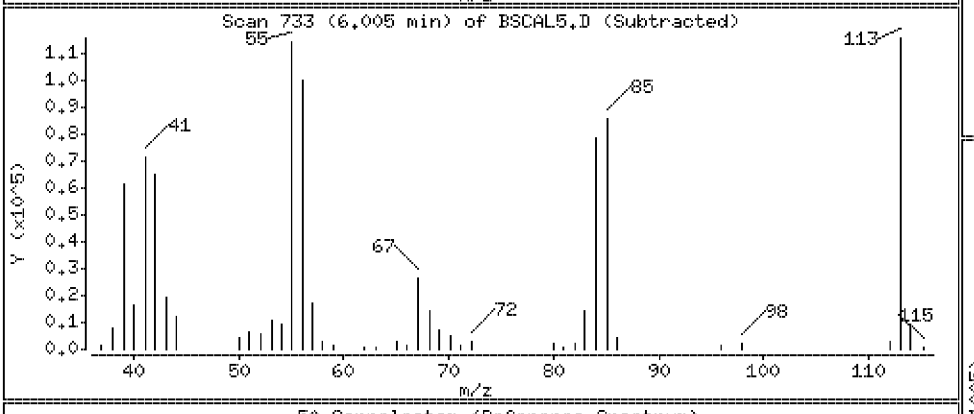

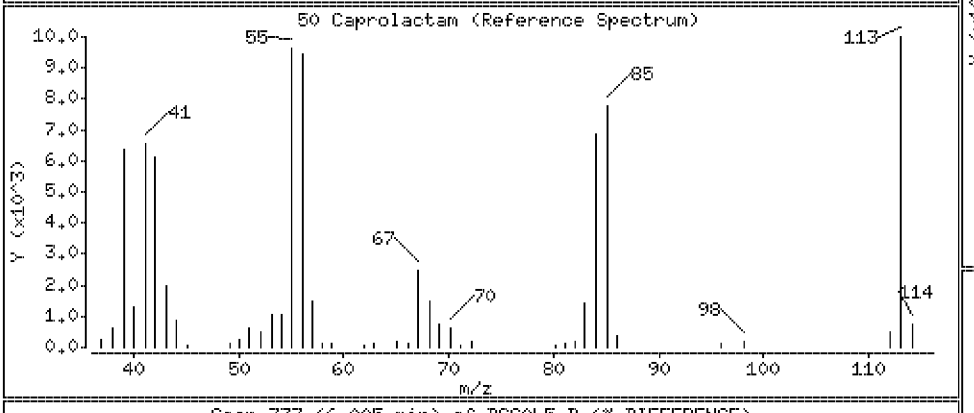

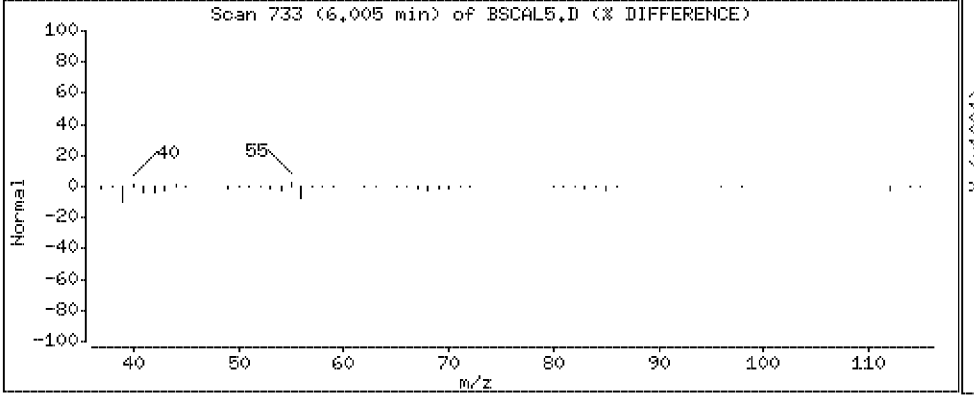

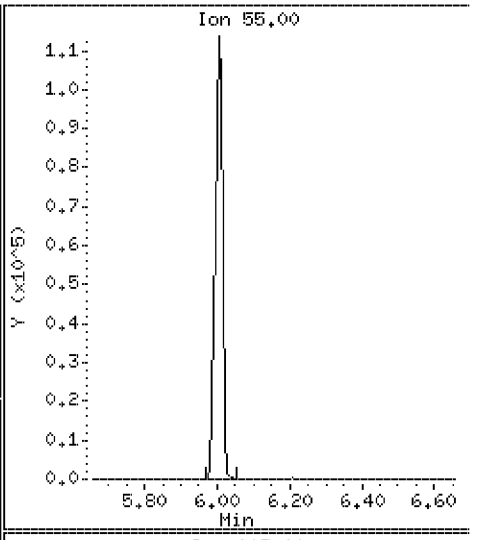

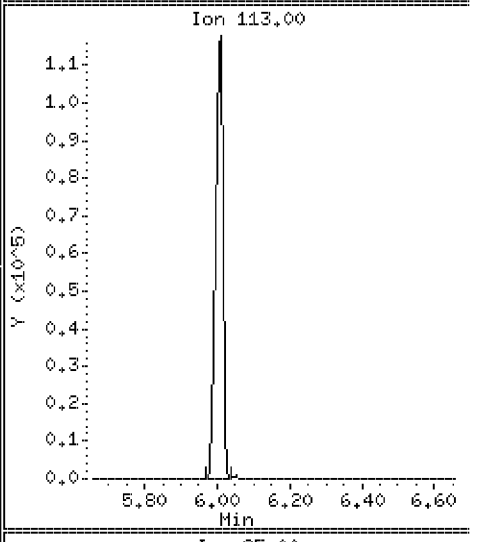

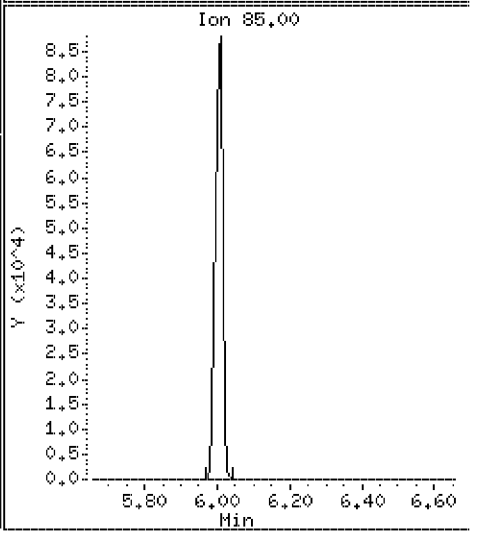

Data File: \\Svecd04\DD\chem\smsd03.i\S3042312.b\BSCAL5.D

Date : 23-APR-2012 14:44

Client ID: BSCAL5

Instrument: smsd03.i

Sample Info: 45935

Purge Volume: 1000.0

Operator: PEL

Column phase: HPMS-5

Column diameter: 0.25

61 1,1-Biphenyl

Concentration: 63.2 ug/l

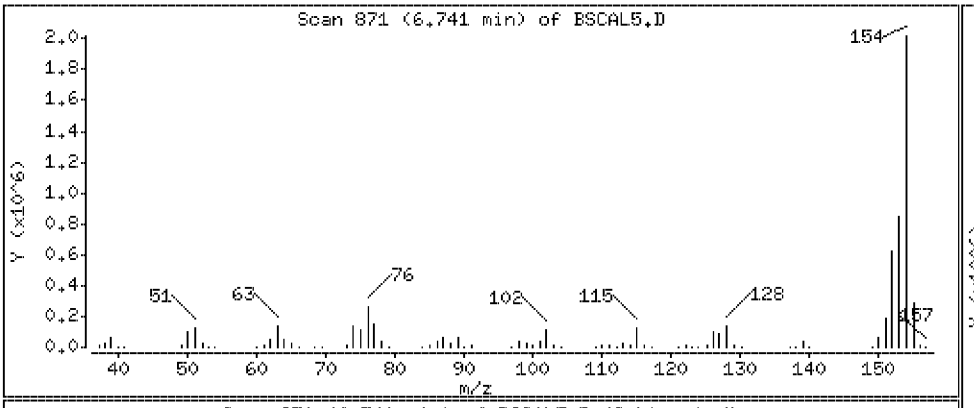

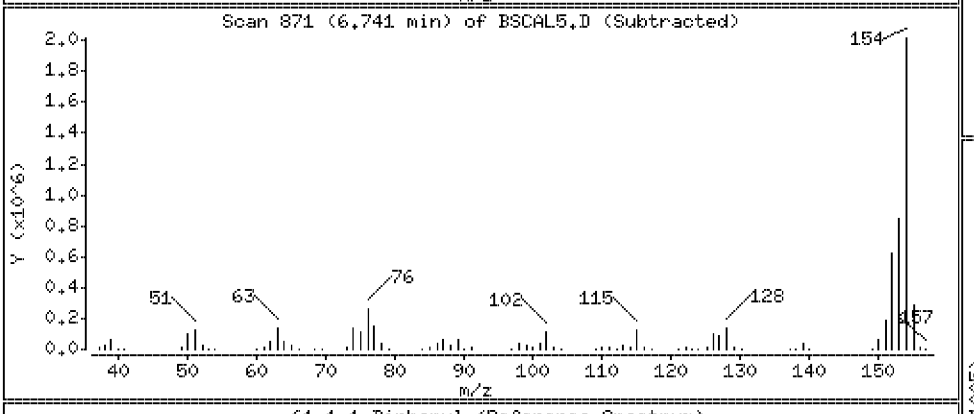

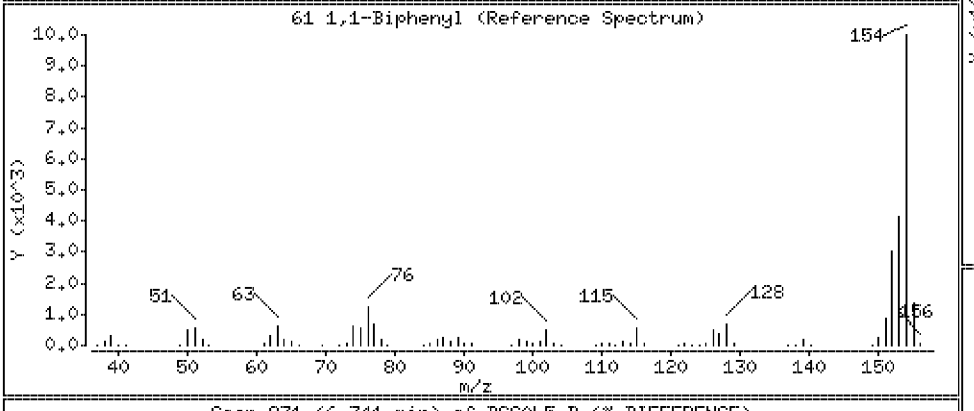

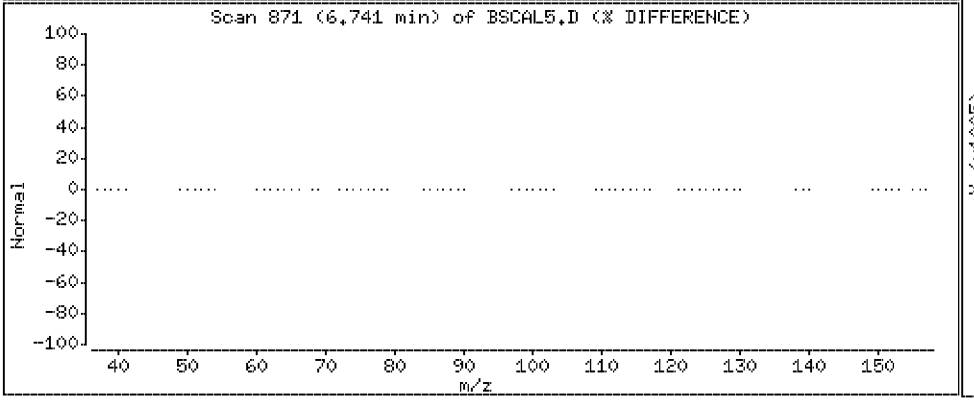

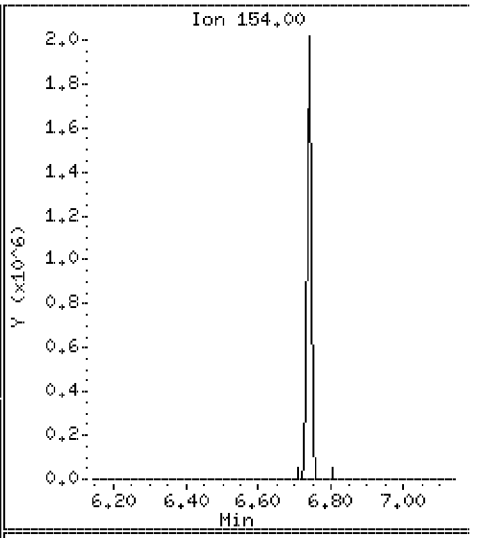

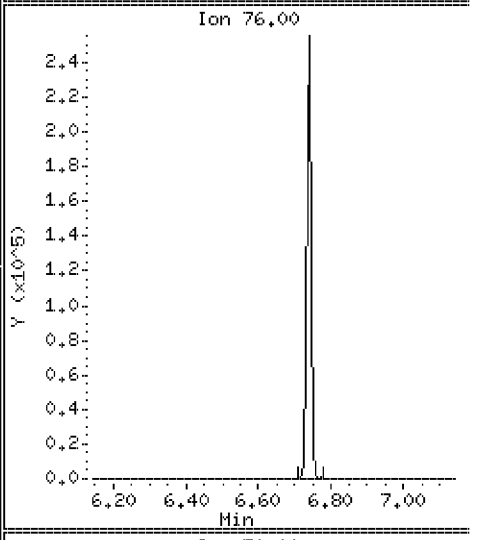

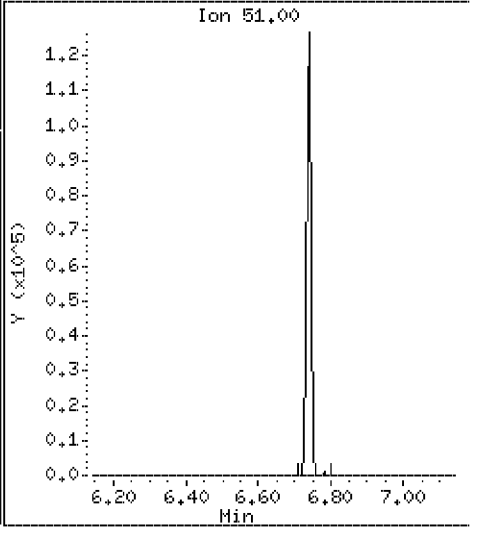

Data File: \\Svecd04\DD\chem\smsd03.i\S3042312.b\BSCAL5.D

Date : 23-APR-2012 14:44

Client ID: BSCAL5 | Instrument: smsd03.i

Sample Info: 45935

Purge Volume: 1000.0 | Operator: PEL

Column phase: HPMS-5 | Column diameter: 0.25

95 Atrazine | Concentration: 61.9 ug/l

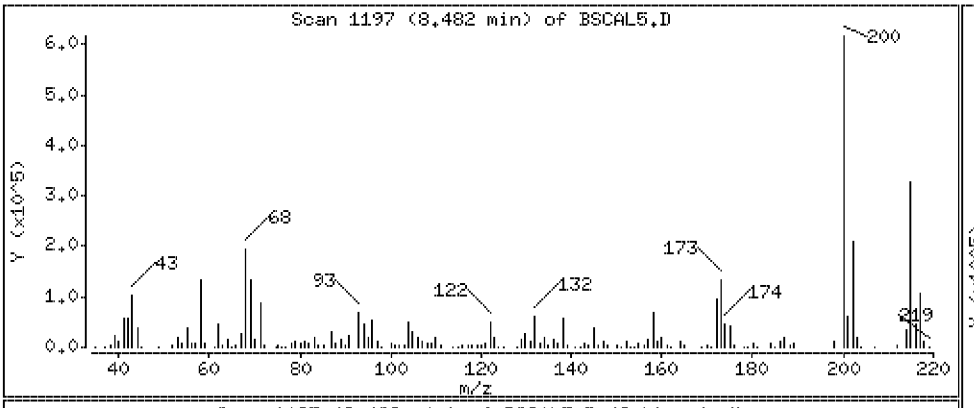

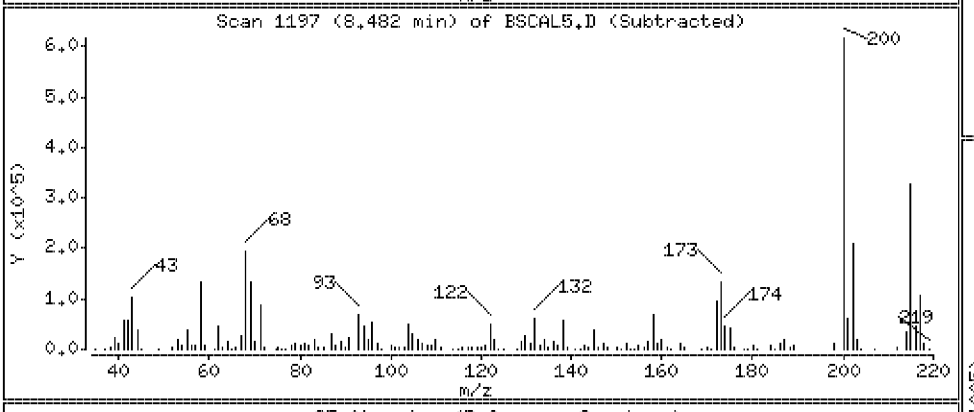

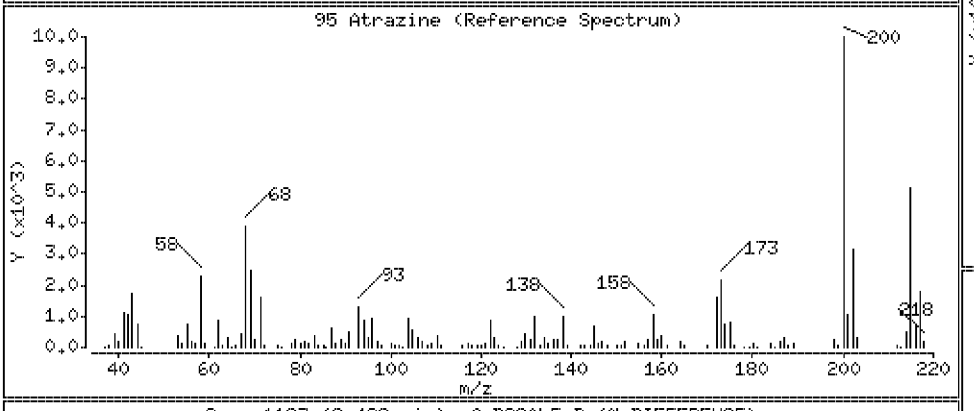

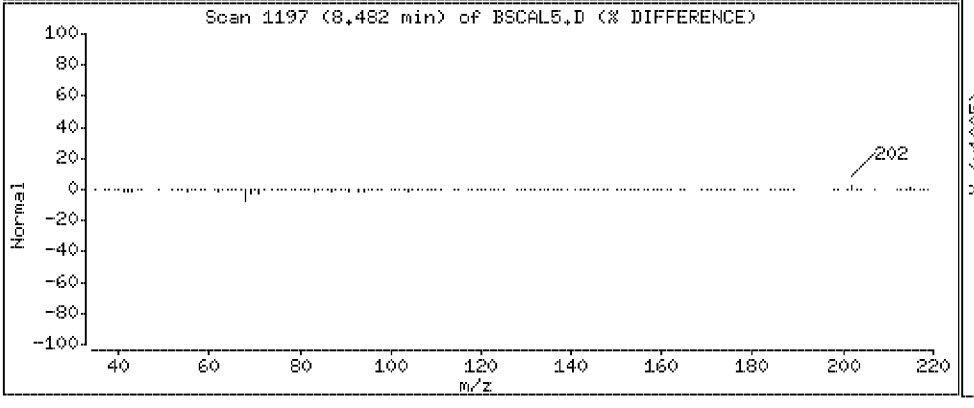

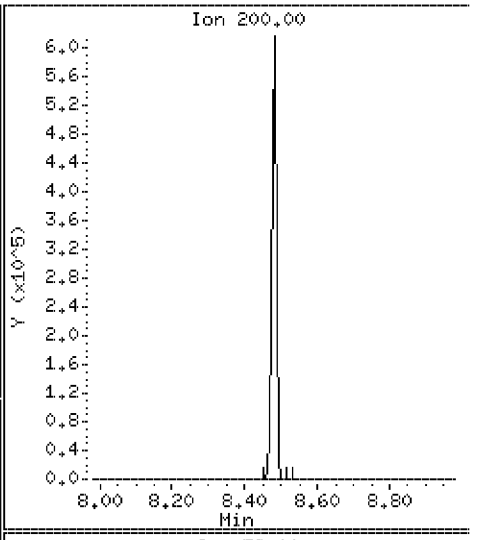

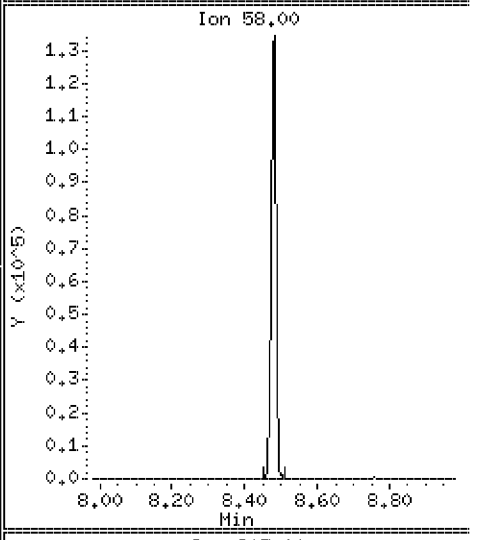

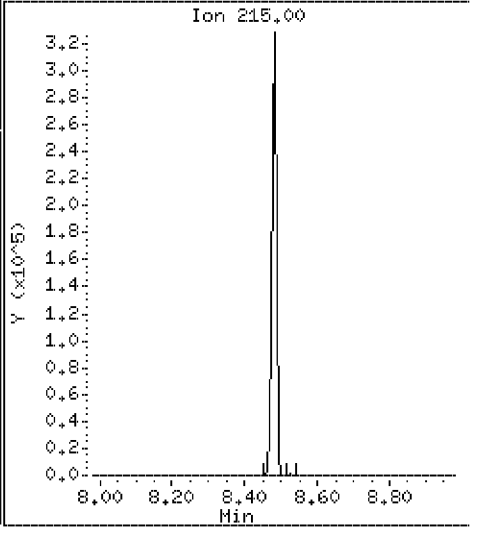

Data File: \\Svecd04\DD\chem\smsd03.i\S3042312.b\BSCAL5.D

Date : 23-APR-2012 14:44

Client ID: BSCAL5

Instrument: smsd03.i

Sample Info: 45935

Purge Volume: 1000.0

Operator: PEL

Column phase: HPMS-5

Column diameter: 0.25

110 Benzidine

Concentration: 72.5 ug/l

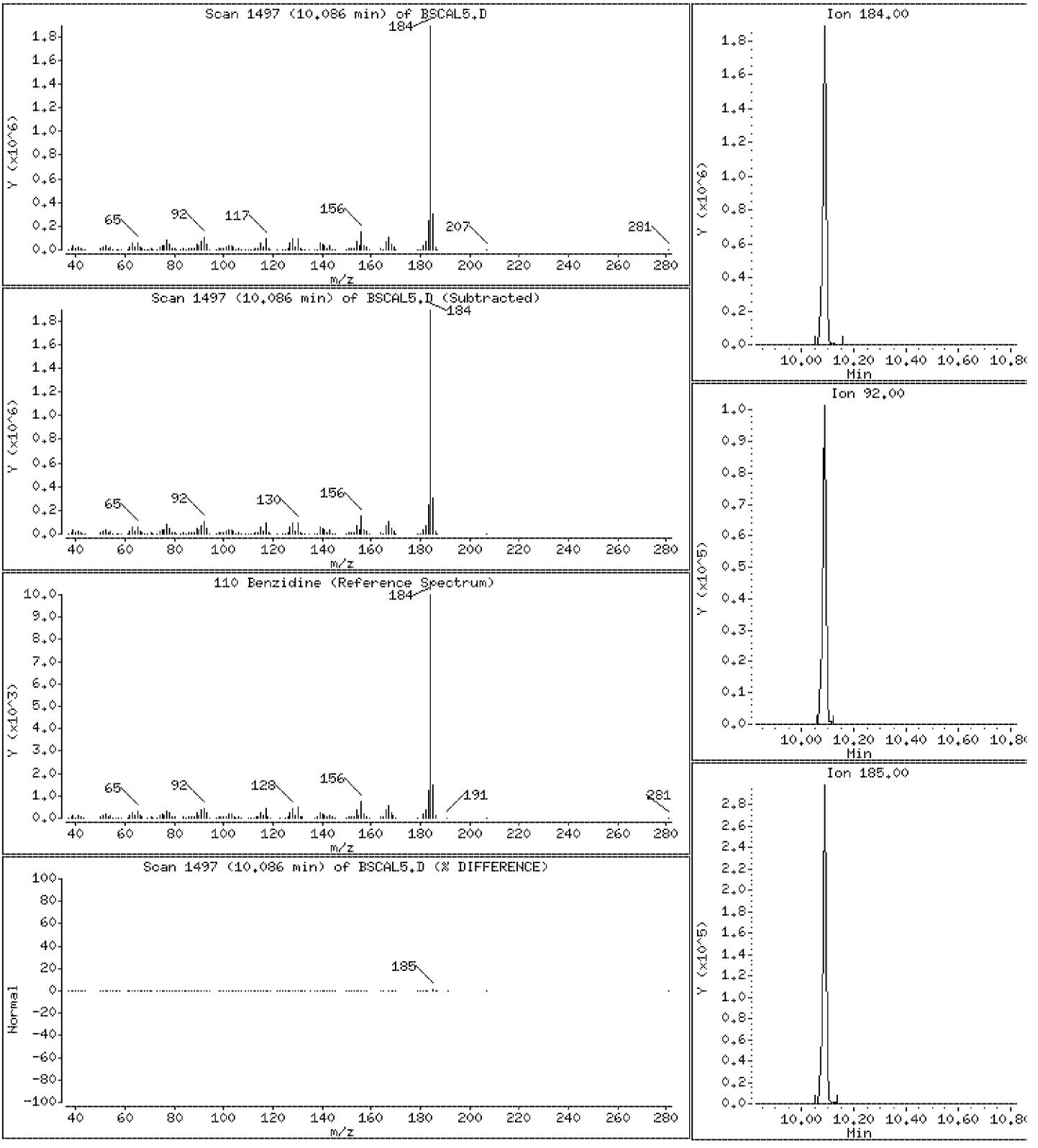

Data File: \\Svecd04\DD\chem\smsd03.i\S3042312.b\BSCAL5.D

Date : 23-APR-2012 14:44

Client ID: BSCAL5

Instrument: smsd03.i

Sample Info: 45935

Purge Volume: 1000.0

Operator: PEL

Column phase: HPMS-5

Column diameter: 0.25

122 3,3'-Dichlorobenzidine

Concentration: 62.1 ug/l

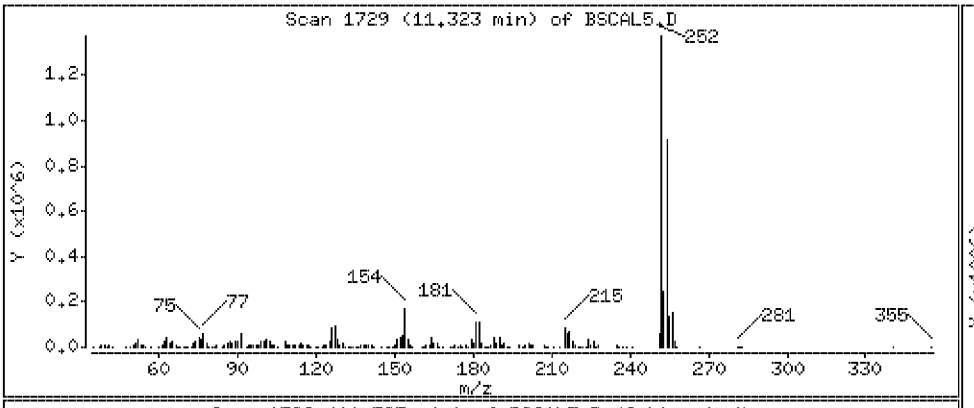

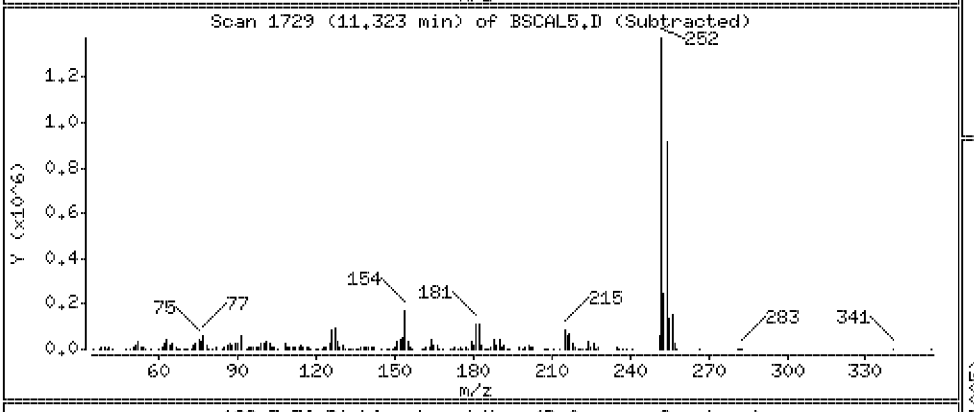

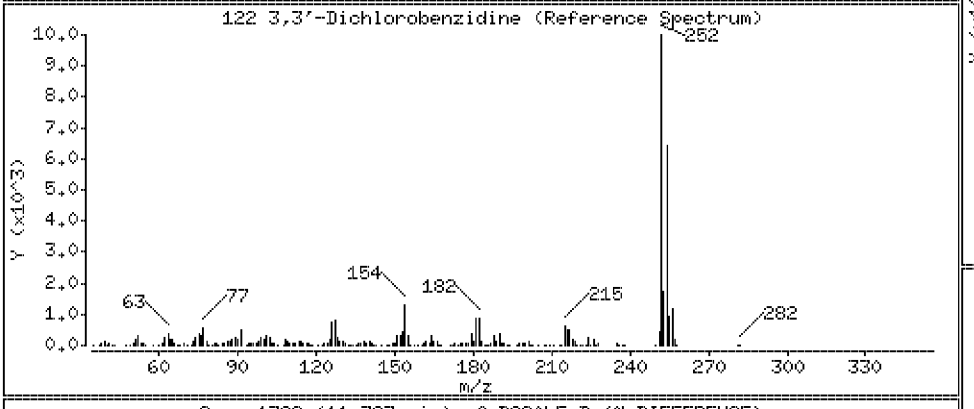

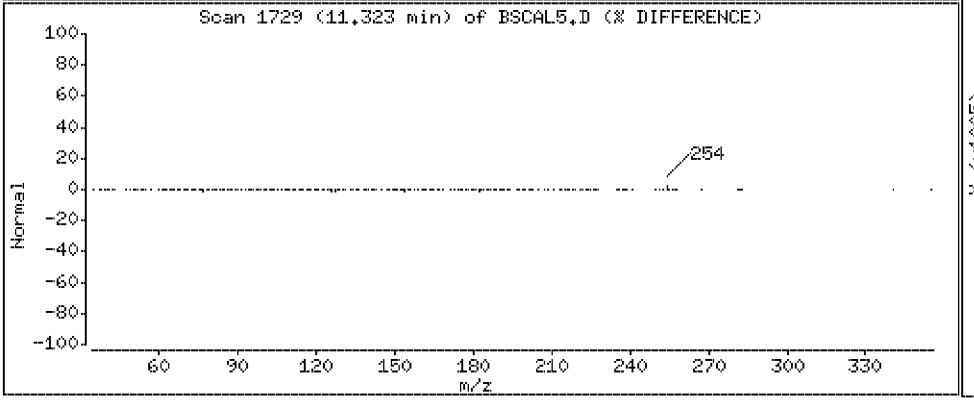

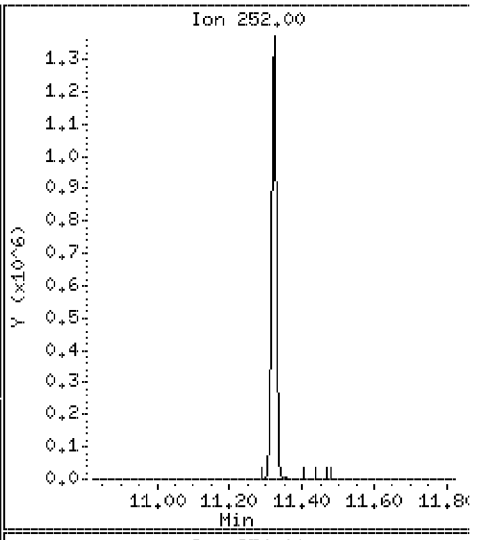

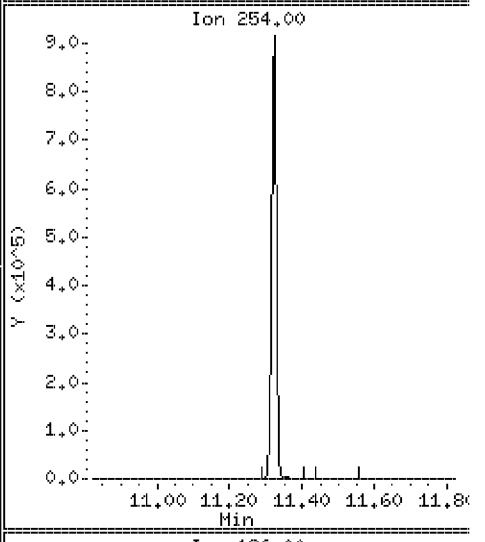

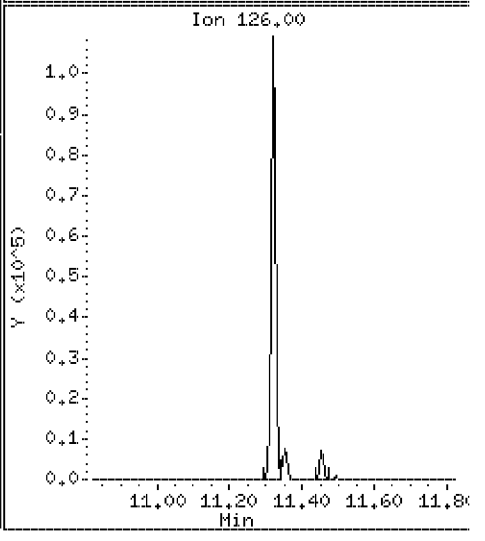

PEL Laboratories, Inc.

Data file : \\Svecd04\DD\chem\smsd03.i\S3042312.b\BSCAL4.D
Lab Smp Id: 45936 Client Smp ID: BSCAL4
Inj Date : 23-APR-2012 15:07 MS Autotune Date: 12-SEP-2011 18:58
Operator : PEL Inst ID: smsd03.i
Smp Info : 45936
Misc Info :
Comment :
Method : \\Svecd04\DD\chem\smsd03.i\S3042312.b\8270bcs.m
Meth Date : 25-Apr-2012 09:57 mjacobs Quant Type: ISTD
Cal Date : 23-APR-2012 13:56 Cal File: BSCAL7.D
Als bottle: 13 Calibration Sample, Level: 4
Dil Factor: 1.00000
Integrator: HP Genie Compound Sublist: BZSOWcal.sub
Target Version: 4.14 Sample Matrix: WATER

Concentration Formula: Amt * DF * (1/(Vo/1000))*Vf * CpndVariable

Name	Value	Description
DF	1.000	Dilution Factor
Vo	1000.000	Volume of sample extracted (mL)
Vf	1.000	Final Volume
Cpnd Variable		Local Compound Variable

RT	EXP RT	REL RT	MASS	RESPONSE	AMOUNTS CAL-AMT (ug/ml)	AMOUNTS ON-COL (ug/ml)	TARGET RANGE	RATIO
9 Benzaldehyde						CAS #: 100-52-7		
4.075	4.161	(0.917)	77	387136	45.0000	47.1	70.00- 130.00	100.00
4.075	4.161	(0.917)	106	301000			0.00- 30.92	77.75
4.075	4.161	(0.917)	51	133228			231.65- 291.65	34.41
* 18 1,4-Dichlorobenzene-d4						CAS #: 3855-82-1		
4.446	4.448	(1.000)	152	269674	40.0000		80.00- 120.00	100.00
4.446	4.448	(1.000)	115	170268			32.20- 92.20	63.14
4.446	4.448	(1.000)	150	415518			139.77- 199.77	154.08
25 Acetophenone						CAS #: 98-86-2		
4.798	4.807	(0.856)	105	628941	45.0000	45.8	70.00- 130.00	100.00
4.798	4.807	(0.856)	77	626825			4410.01-4470.01	99.66
4.798	4.807	(0.856)	51	157790			1262.06-1322.06	25.09
* 43 Naphthalene-d8						CAS #: 1146-65-2		
5.607	5.610	(1.000)	136	911843	40.0000		80.00- 120.00	100.00
5.607	5.610	(1.000)	68	49152			0.00- 35.51	5.39
50 Caprolactam						CAS #: 105-60-2		
6.001	6.158	(1.070)	55	118320	45.0000	45.1	70.00- 130.00	100.00
6.002	6.158	(1.070)	113	124865			106.52- 166.52	105.53

```
                                          AMOUNTS
                                        CAL-AMT   ON-COL
  RT   EXP RT   REL RT   MASS  RESPONSE (ug/ml)  (ug/ml)   TARGET RANGE    RATIO
 ==== ======== ========  ====  ======== =======  =======   ============    =====

   50 Caprolactam (continued)
6.001    6.158 ( 1.070)    85     92187                    55.05- 115.05    77.91
--------------------------------------------------------------------------------
   61 1,1-Biphenyl                                  CAS #: 92-52-4
6.740    6.642 ( 0.923)   154   1183096 45.0000     45.6  70.00- 130.00   100.00
6.739    6.642 ( 0.923)    76    152783                 1762.39-1822.39    12.91
6.738    6.642 ( 0.923)    51     73980                 1618.22-1678.22     6.25
--------------------------------------------------------------------------------
*  70 Acenaphthene-d10                               CAS #: 15067-26-2
7.303    7.305 ( 1.000)   164    651751 40.0000           80.00- 120.00   100.00
7.303    7.305 ( 1.000)   162    611060                   64.73- 124.73    93.76
7.303    7.305 ( 1.000)   160    277144                   12.46-  72.46    42.52
--------------------------------------------------------------------------------
   95 Atrazine                                       CAS #: 1912-24-9
8.479    8.479 ( 0.968)   200    386956 45.0000     46.7  80.00- 120.00   100.00
8.478    8.479 ( 0.968)    58     85828                    0.00-  52.18    22.18
8.479    8.479 ( 0.968)   215    202157                   22.24-  82.24    52.24
--------------------------------------------------------------------------------
* 100 Phenanthrene-d10                              CAS #: 1517-22-2
8.758    8.761 ( 1.000)   188   1236842 40.0000           80.00- 120.00   100.00
8.757    8.761 ( 1.000)    94     78189                    0.00-  36.35     6.32
8.757    8.761 ( 1.000)    80     95674                    0.00-  37.82     7.74
--------------------------------------------------------------------------------
  110 Benzidine                                     CAS #: 92-87-5
10.084  10.322 ( 0.888)   184   1206252 45.0000     48.3  70.00- 130.00   100.00
10.082  10.322 ( 0.888)    92     60029                   36.43-  96.43     4.98
10.084  10.322 ( 0.888)   185    176858                    0.00-  47.46    14.66
--------------------------------------------------------------------------------
  122 3,3'-Dichlorobenzidine                        CAS #: 91-94-1
11.321  11.321 ( 0.997)   252    902575 45.0000     47.9  80.00- 120.00   100.00
11.321  11.321 ( 0.997)   254    585096                   34.83-  94.83    64.83
11.320  11.321 ( 0.997)   126     63893                    0.00-  37.08     7.08
--------------------------------------------------------------------------------
* 121 Chrysene-d12                                  CAS #: 1719-03-5
11.354  11.359 ( 1.000)   240   1626692 40.0000           80.00- 120.00   100.00
11.353  11.359 ( 1.000)   120     87654                    0.00-  36.38     5.39
11.354  11.359 ( 1.000)   236    429700                    0.00-  57.06    26.42
--------------------------------------------------------------------------------
* 130 Perylene-d12                                  CAS #: 1520-96-3
12.682  12.682 ( 1.000)   264   1675798 40.0000           80.00- 120.00   100.00
12.682  12.682 ( 1.000)   260    405527                    0.00-  54.80    24.20
12.681  12.682 ( 1.000)   265    375564                    0.00-  53.39    22.41
--------------------------------------------------------------------------------
```

Data File: \\Svecd04\DD\chem\smsd03.i\S3042312.b\BSCAL4.D
Date : 23-APR-2012 15:07
Client ID: BSCAL4
Sample Info: 45936
Purge Volume: 1000.0
Column phase: HPMS-5

Instrument: smsd03.i
Operator: PEL
Column diameter: 0.25

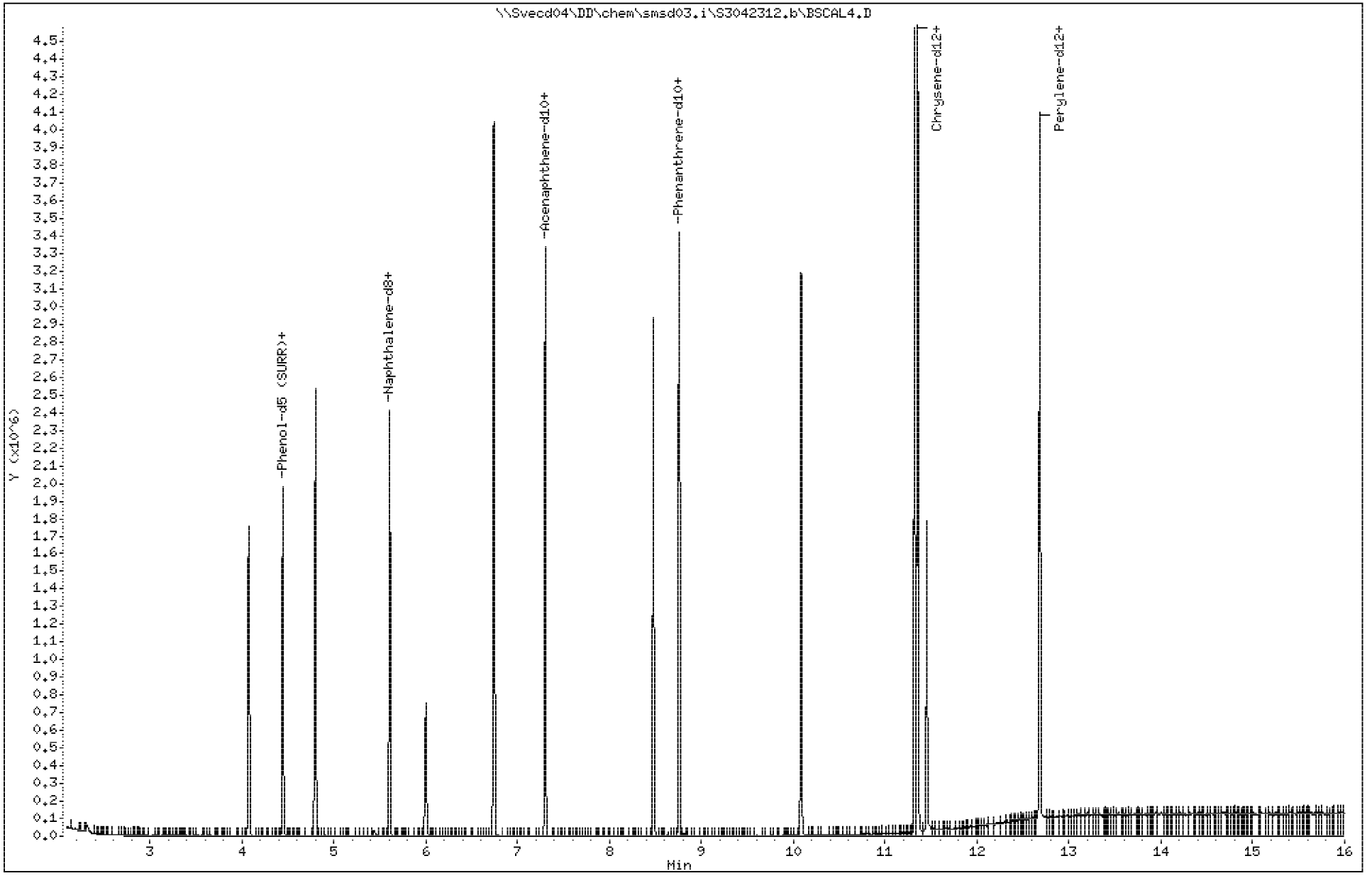

Data File: \\Svecd04\DD\chem\smsd03.i\S3042312.b\BSCAL4.D

Date : 23-APR-2012 15:07

Client ID: BSCAL4

Instrument: smsd03.i

Sample Info: 45936

Purge Volume: 1000.0

Operator: PEL

Column phase: HPMS-5

Column diameter: 0.25

9 Benzaldehyde

Concentration: 47.1 ug/l

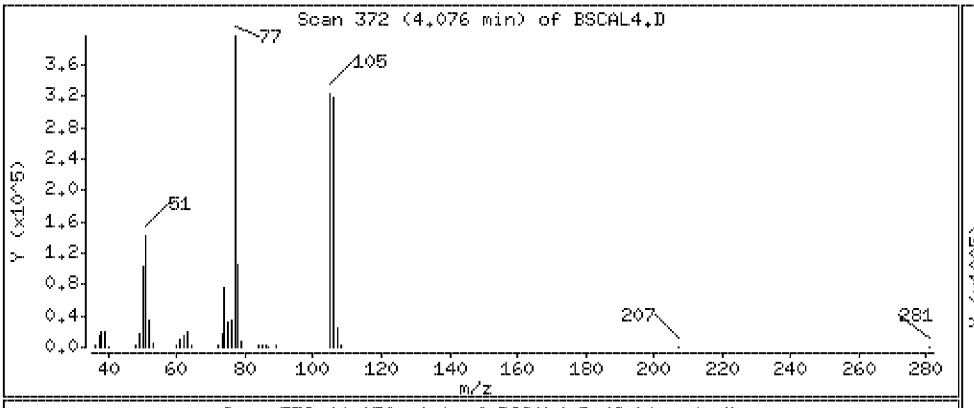

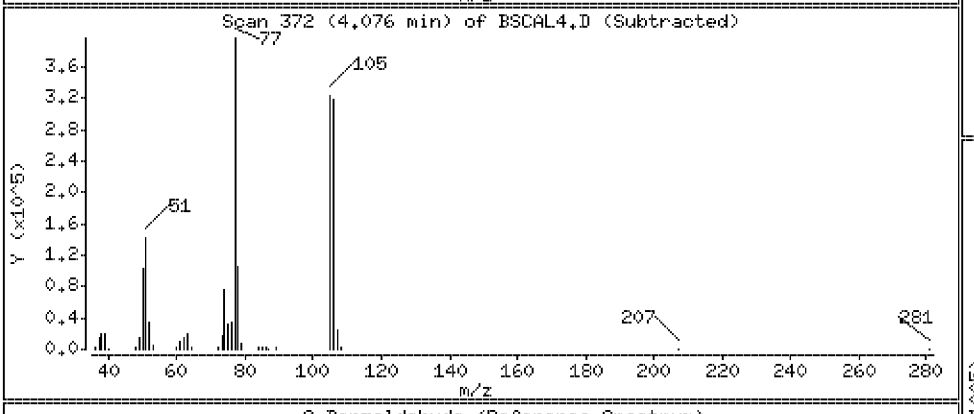

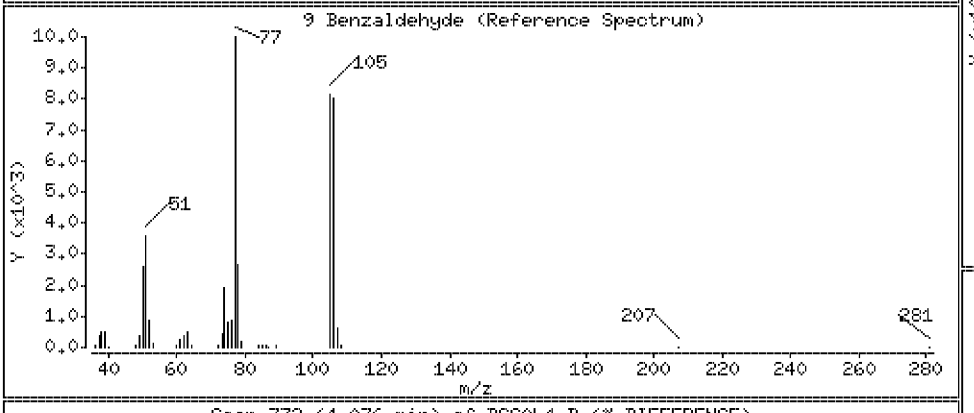

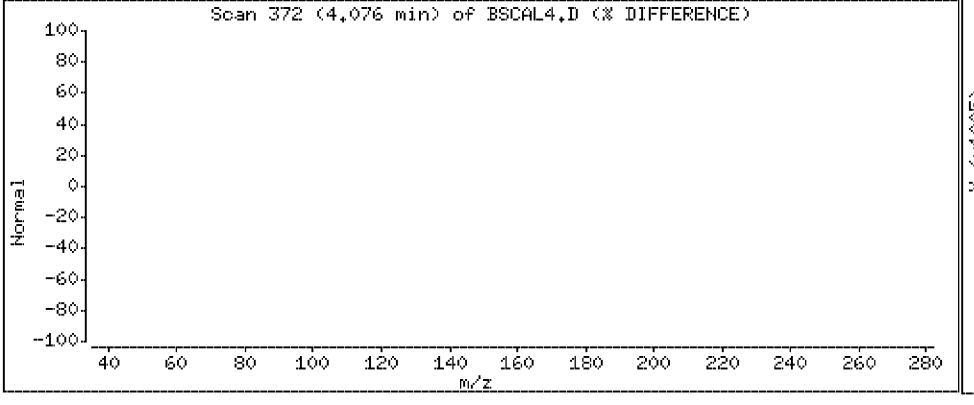

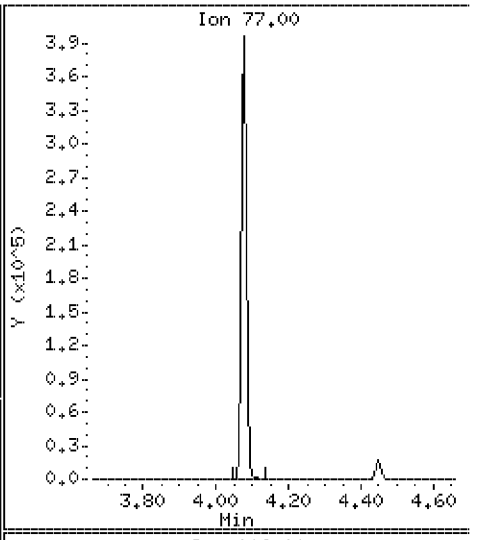

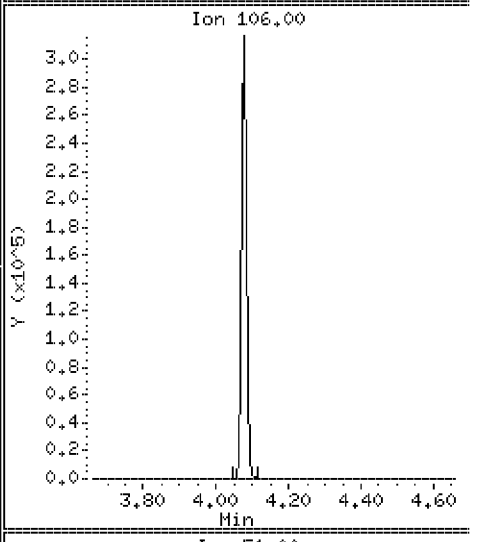

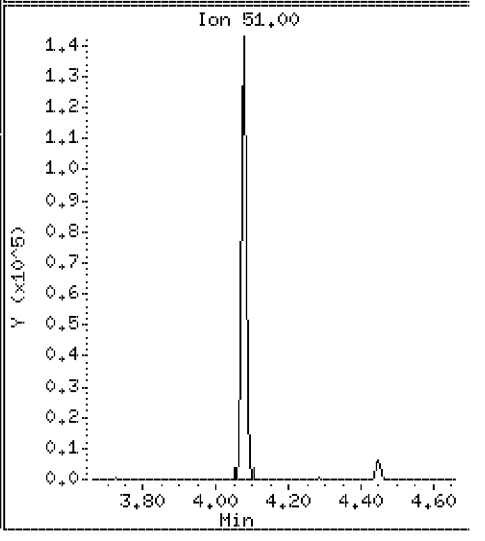

Data File: \\Svecd04\DD\chem\smsd03.i\S3042312.b\BSCAL4.D

Date : 23-APR-2012 15:07

Client ID: BSCAL4 | Instrument: smsd03.i

Sample Info: 45936

Purge Volume: 1000.0 | Operator: PEL

Column phase: HPMS-5 | Column diameter: 0.25

25 Acetophenone | Concentration: 45.8 ug/l

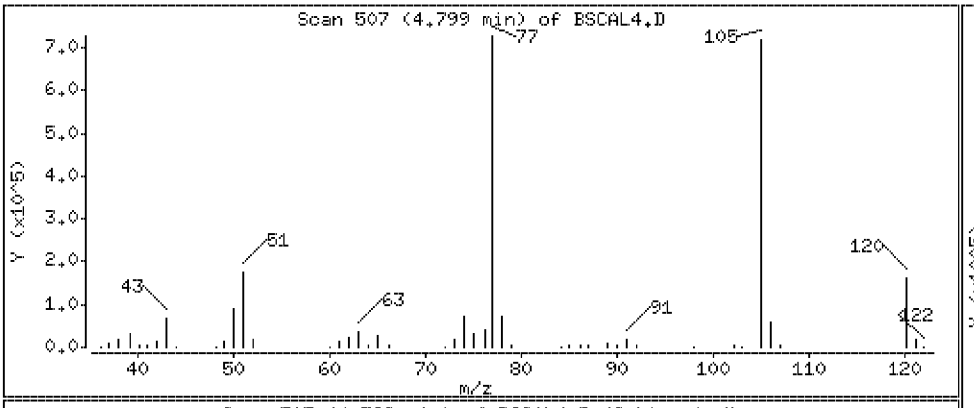

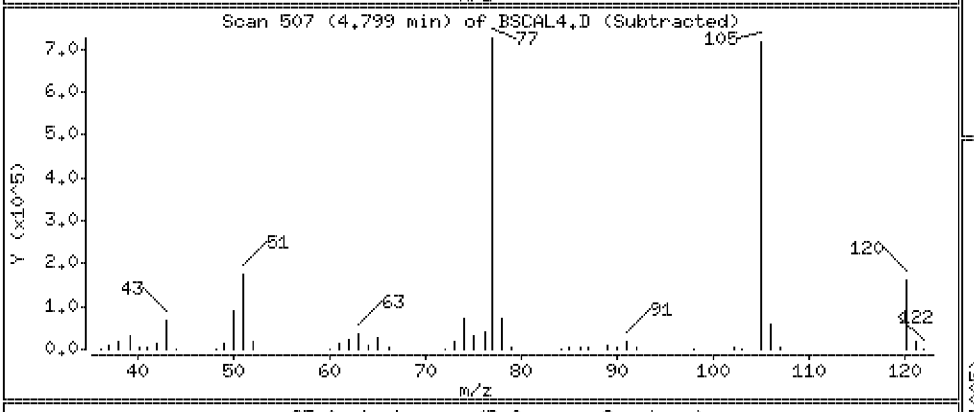

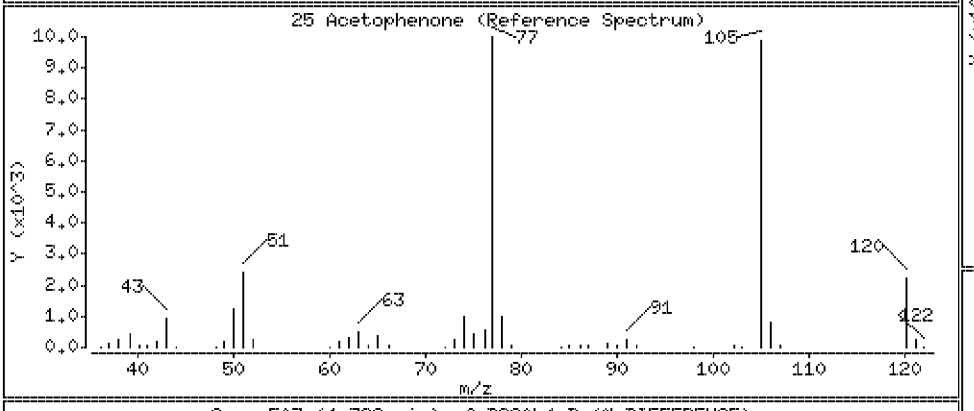

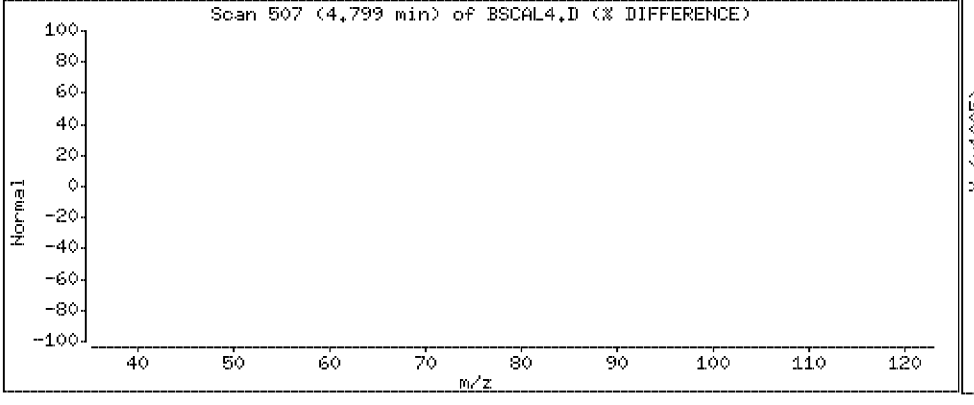

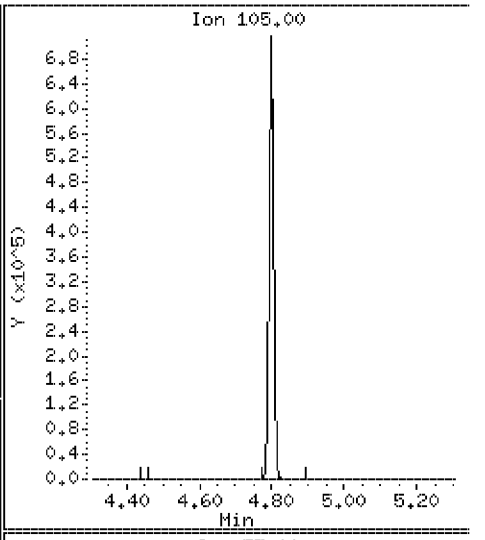

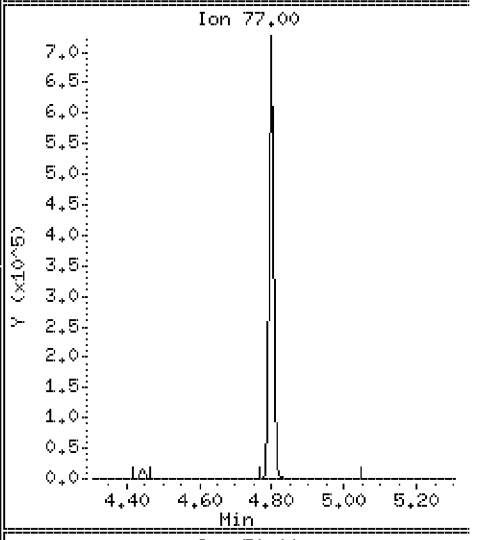

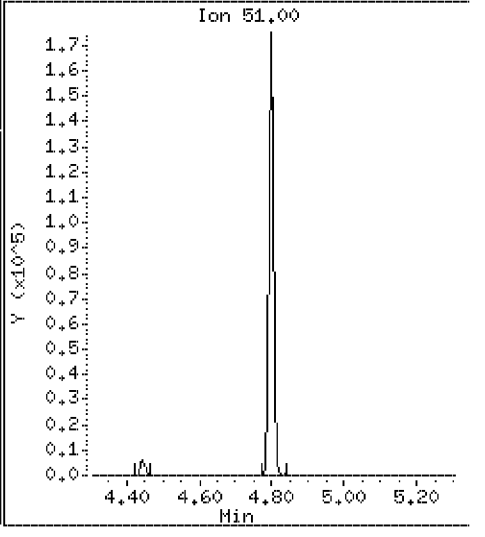

Data File: \\Svecd04\DD\chem\smsd03.i\S3042312.b\BSCAL4.D

Date : 23-APR-2012 15:07

Client ID: BSCAL4

Instrument: smsd03.i

Sample Info: 45936

Purge Volume: 1000.0

Operator: PEL

Column phase: HPMS-5

Column diameter: 0.25

50 Caprolactam

Concentration: 45.1 ug/l

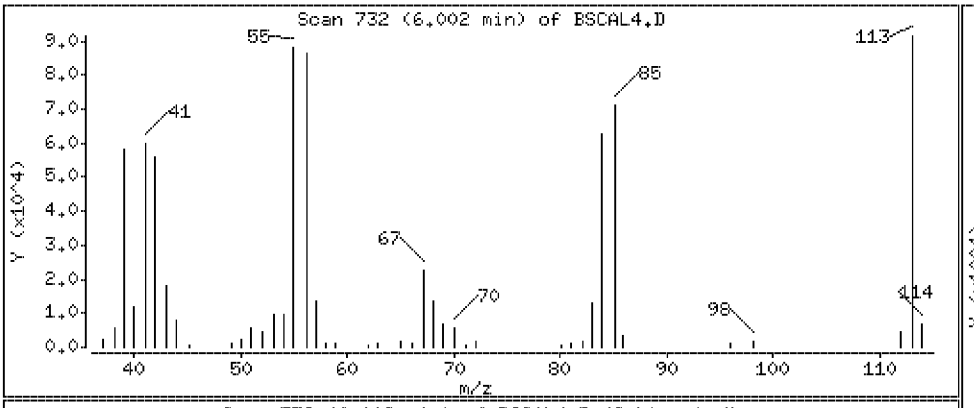

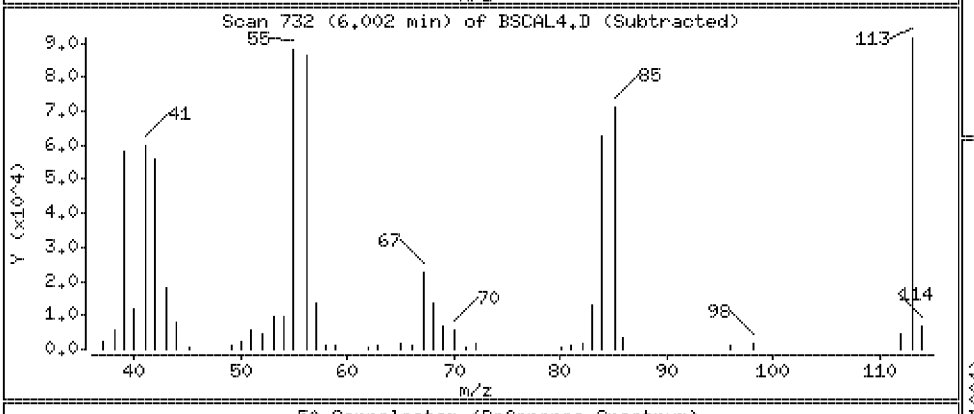

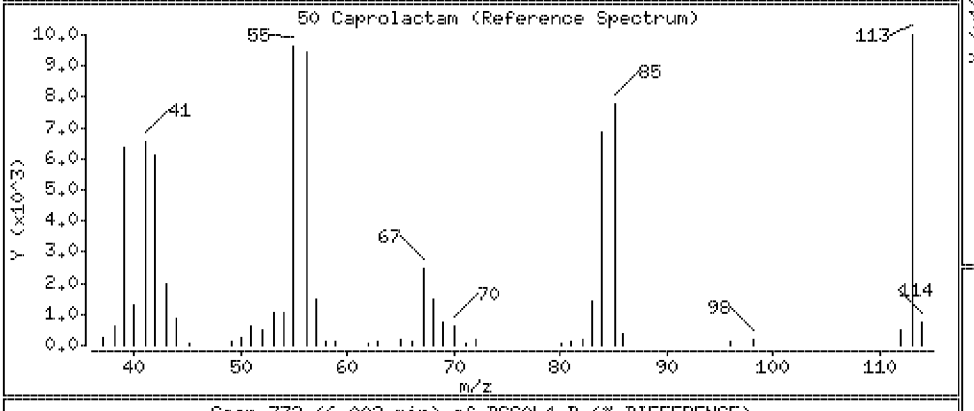

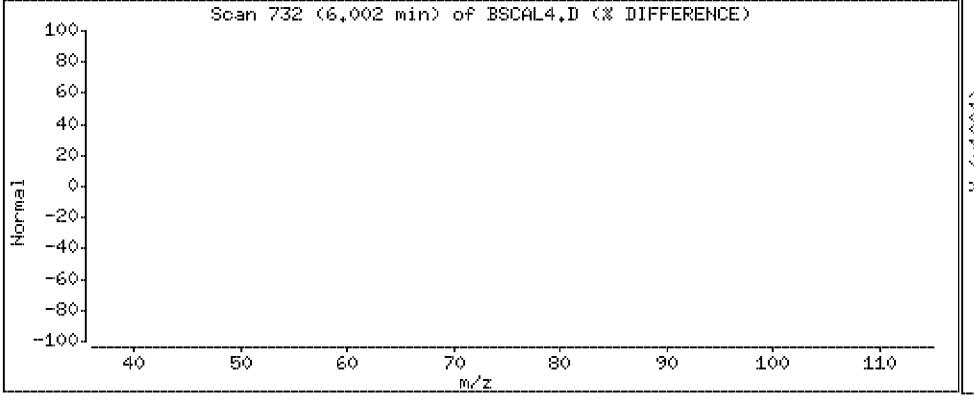

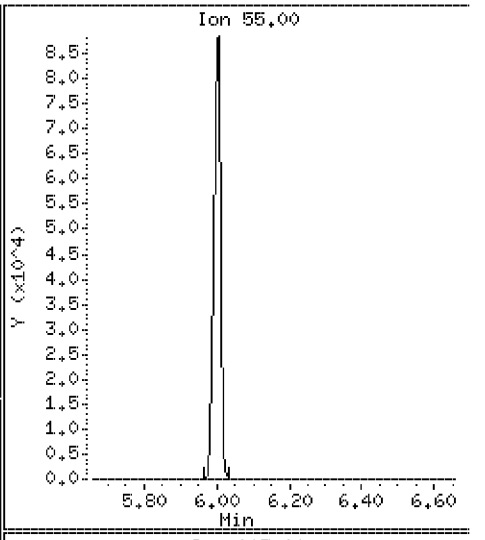

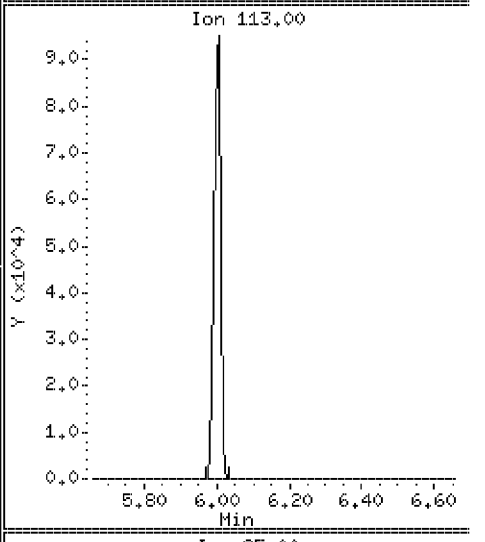

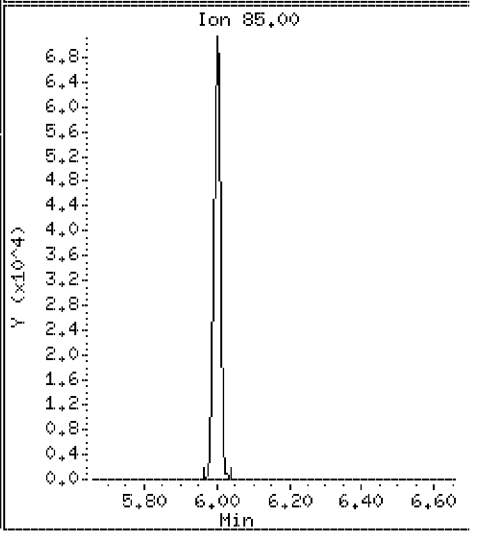

Data File: \\Svecd04\DD\chem\smsd03.i\S3042312.b\BSCAL4.D

Date : 23-APR-2012 15:07

Client ID: BSCAL4

Instrument: smsd03.i

Sample Info: 45936

Purge Volume: 1000.0

Operator: PEL

Column phase: HPMS-5

Column diameter: 0.25

61 1,1-Biphenyl

Concentration: 45.6 ug/l

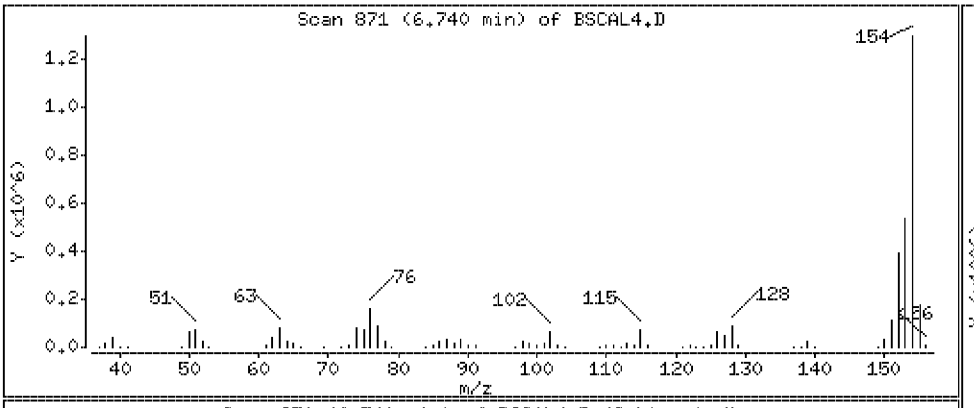

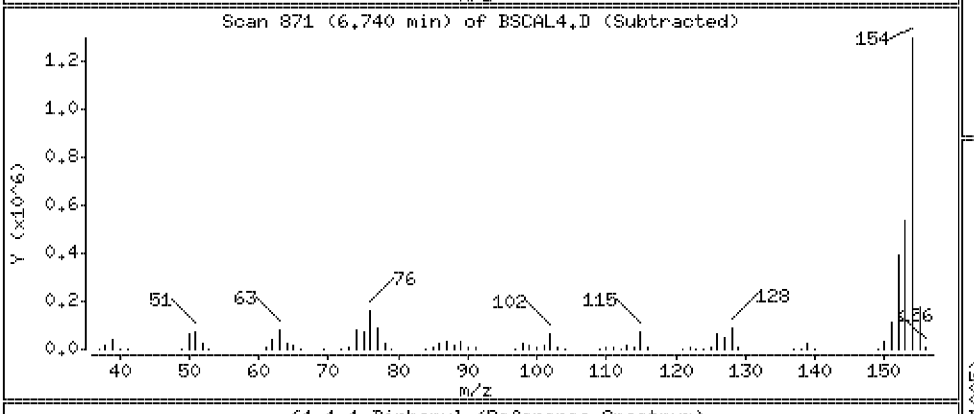

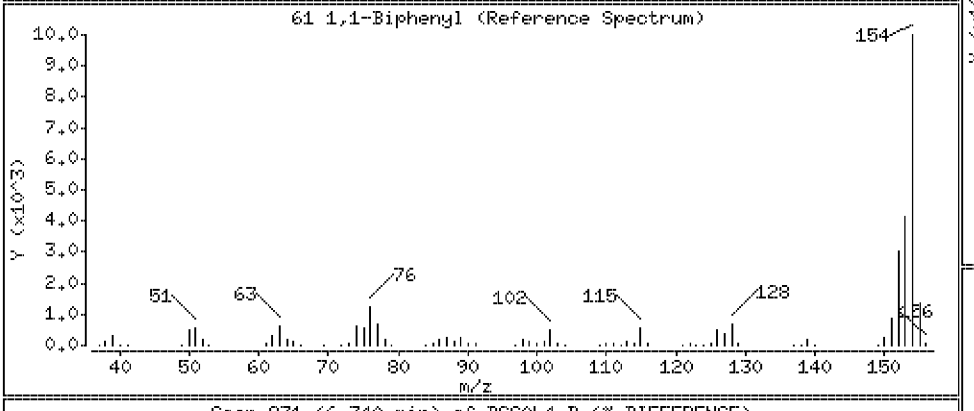

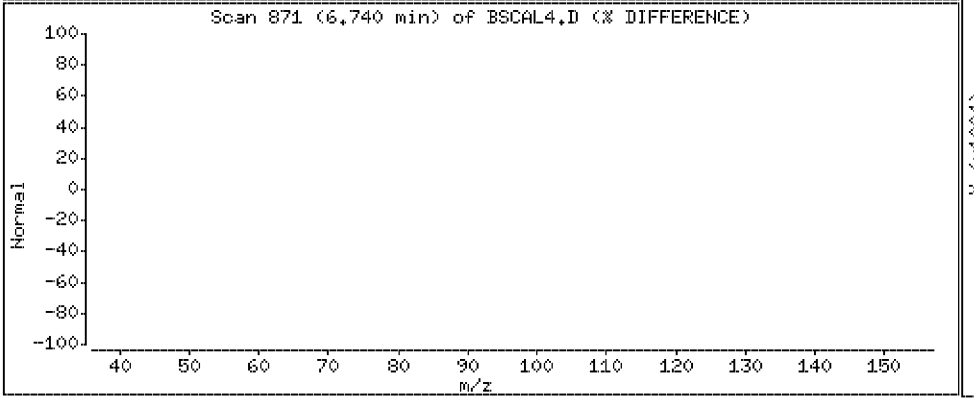

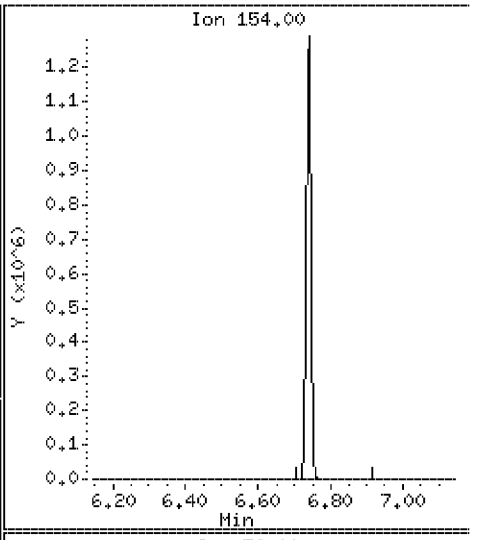

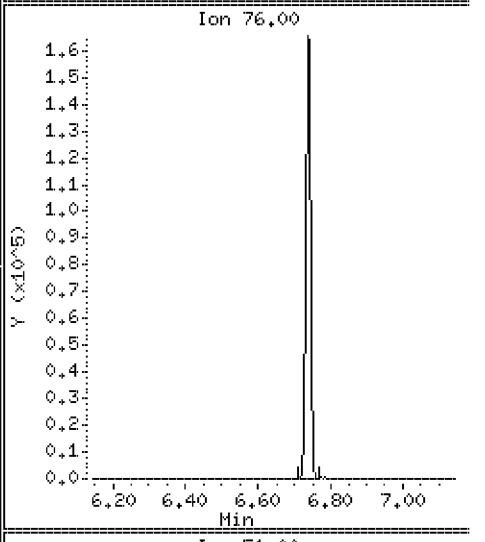

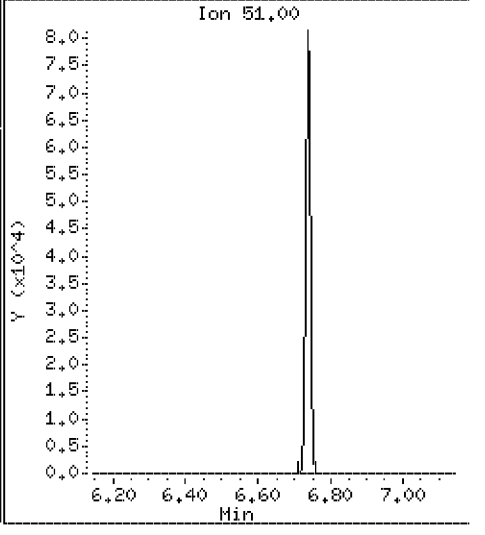

Data File: \\Svecd04\DD\chem\smsd03.i\S3042312.b\BSCAL4.D

Date : 23-APR-2012 15:07

Client ID: BSCAL4

Instrument: smsd03.i

Sample Info: 45936

Purge Volume: 1000.0

Operator: PEL

Column phase: HPMS-5

Column diameter: 0.25

95 Atrazine

Concentration: 46.7 ug/l

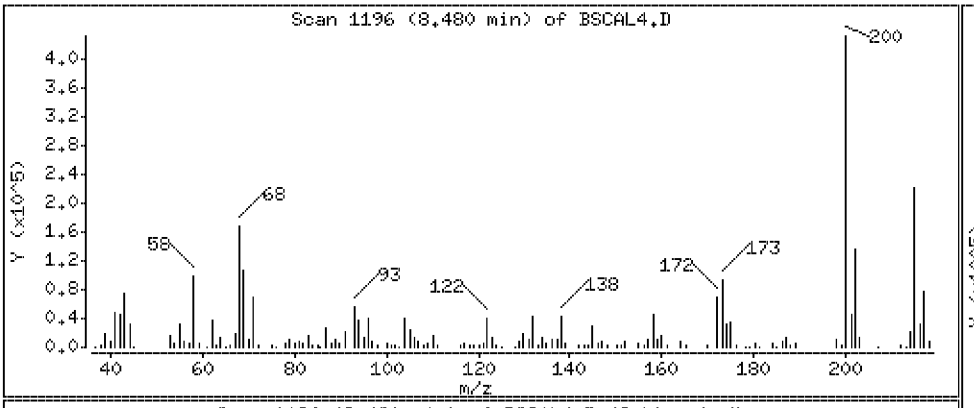

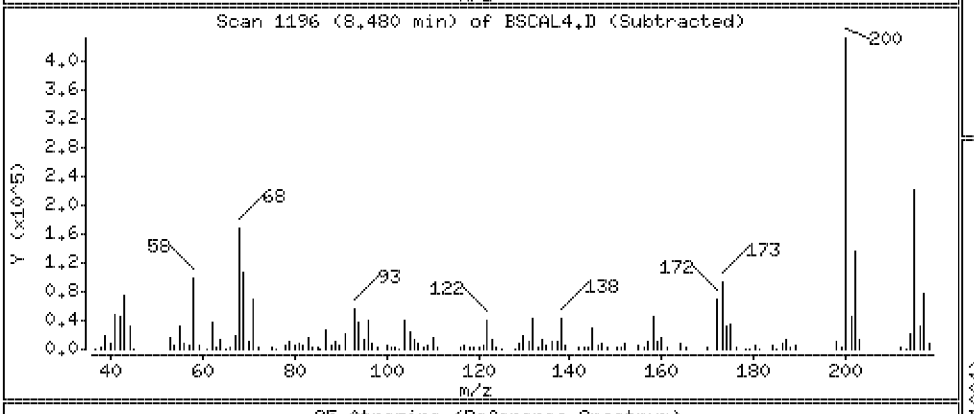

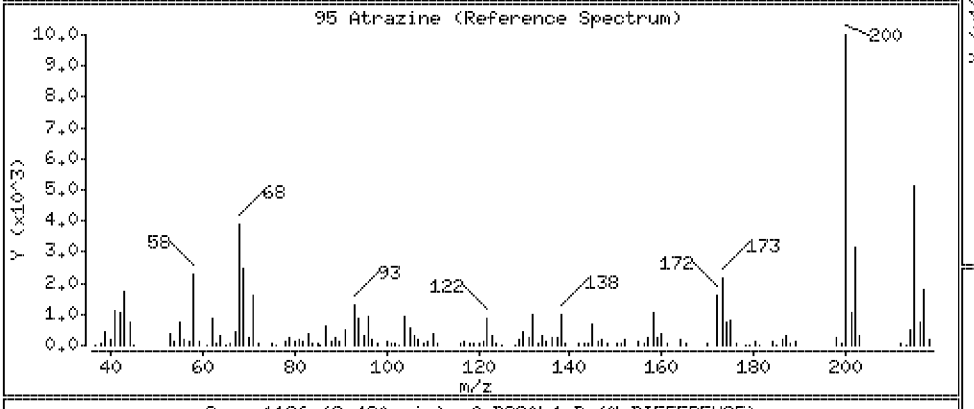

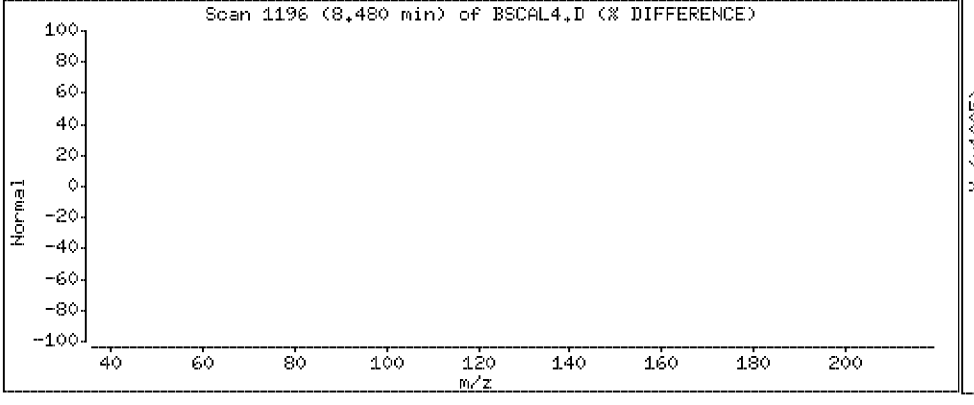

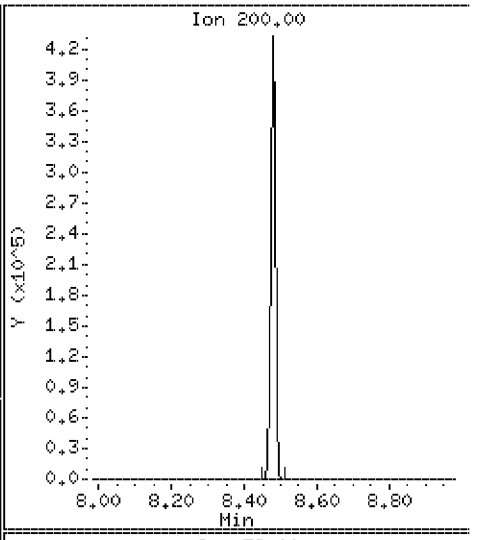

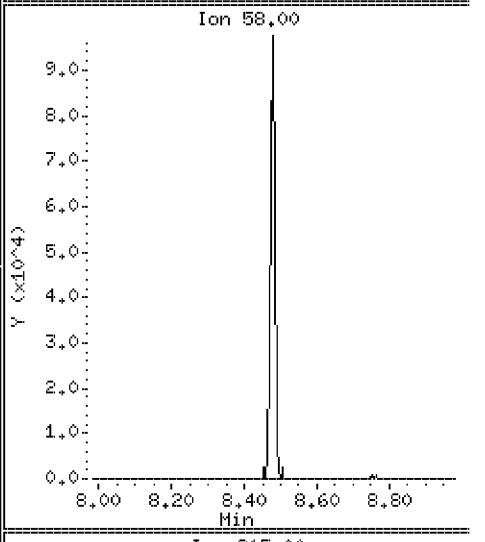

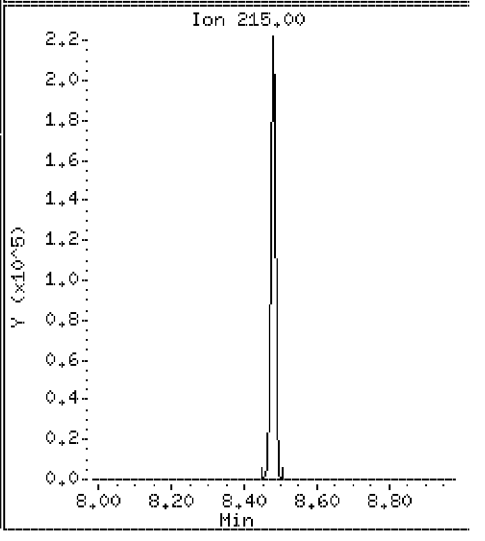

Data File: \\Svecd04\DD\chem\smsd03.i\S3042312.b\BSCAL4.D

Date : 23-APR-2012 15:07

Client ID: BSCAL4

Instrument: smsd03.i

Sample Info: 45936

Purge Volume: 1000.0

Operator: PEL

Column phase: HPMS-5

Column diameter: 0.25

110 Benzidine

Concentration: 48.3 ug/l

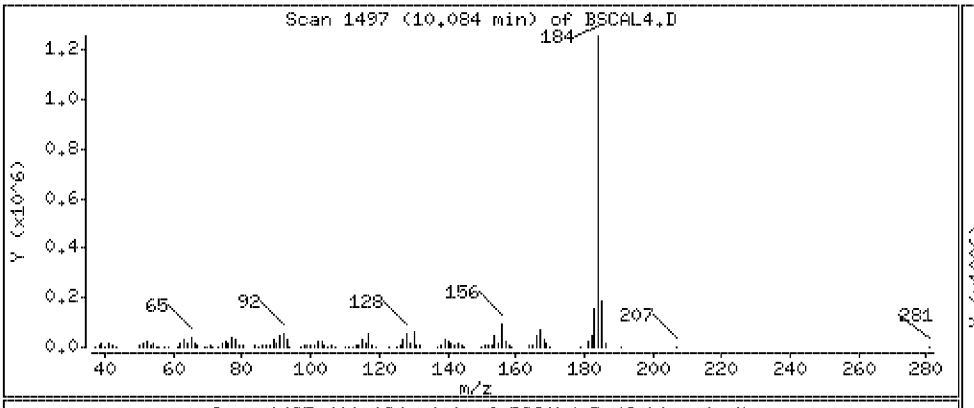

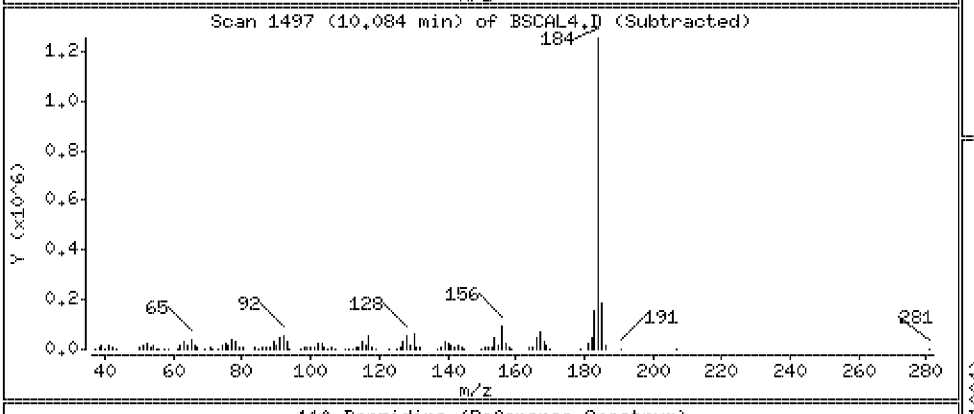

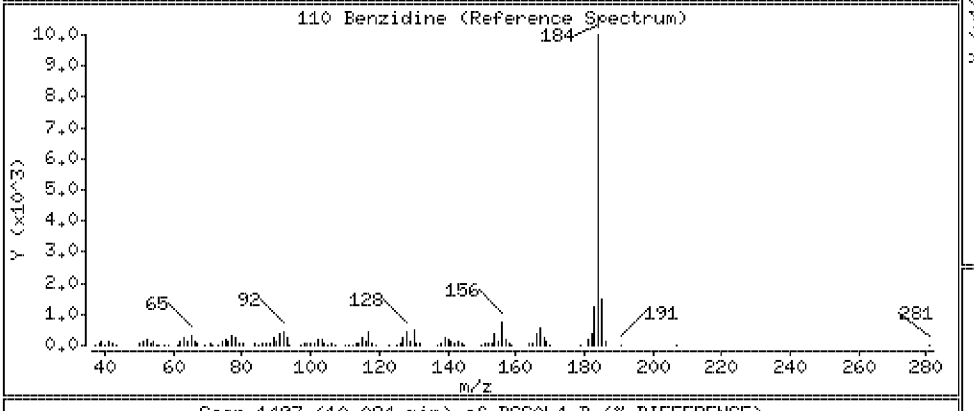

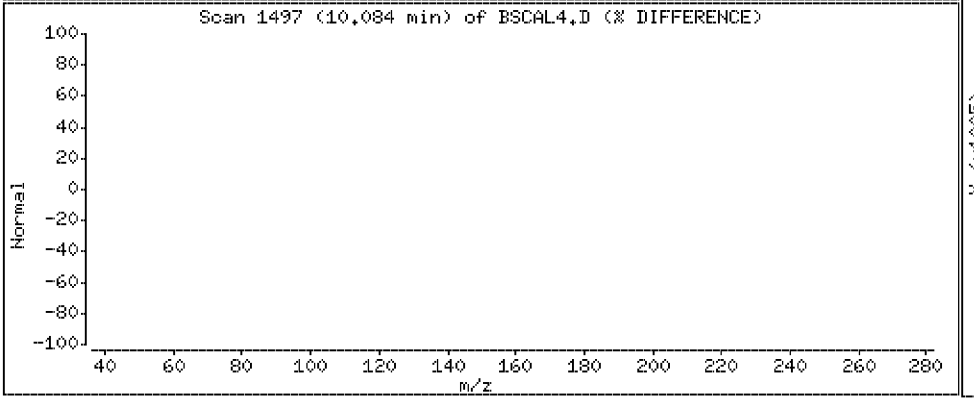

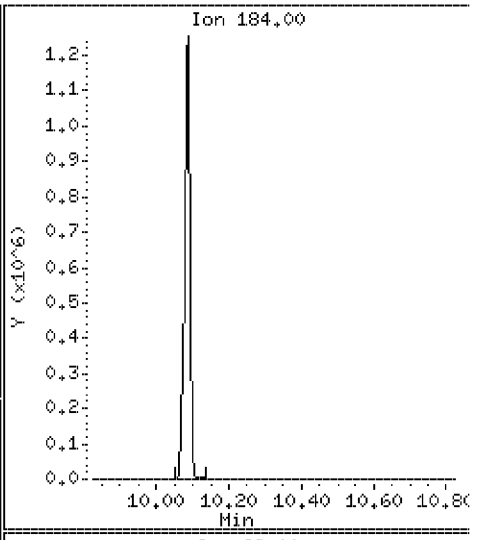

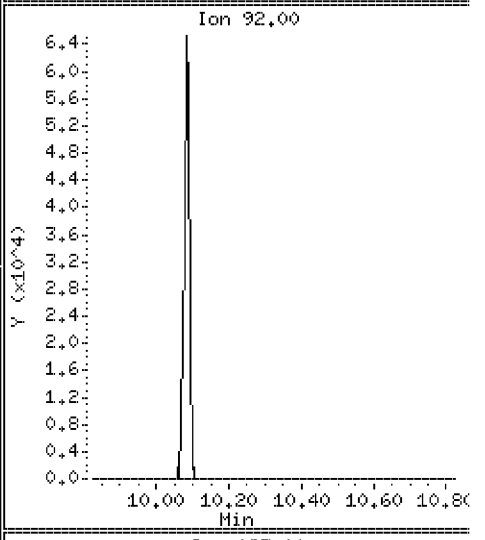

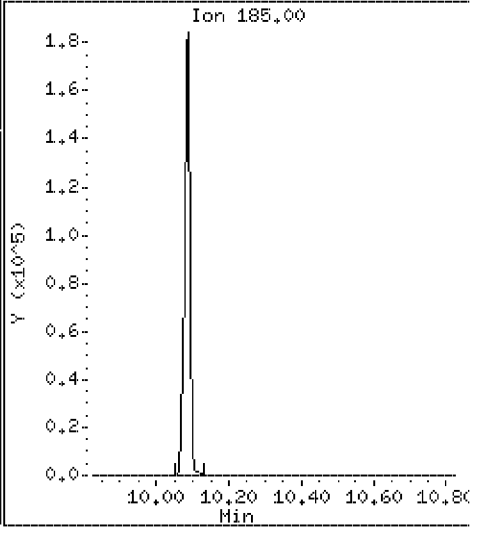

Data File: \\Svecd04\DD\chem\smsd03.i\S3042312.b\BSCAL4.D

Date : 23-APR-2012 15:07

Client ID: BSCAL4

Instrument: smsd03.i

Sample Info: 45936

Purge Volume: 1000.0

Operator: PEL

Column phase: HPMS-5

Column diameter: 0.25

122 3,3'-Dichlorobenzidine

Concentration: 47.9 ug/l

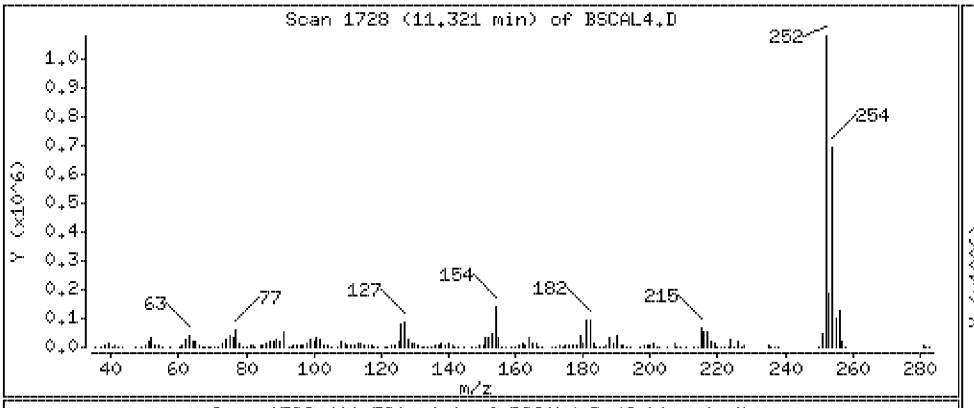

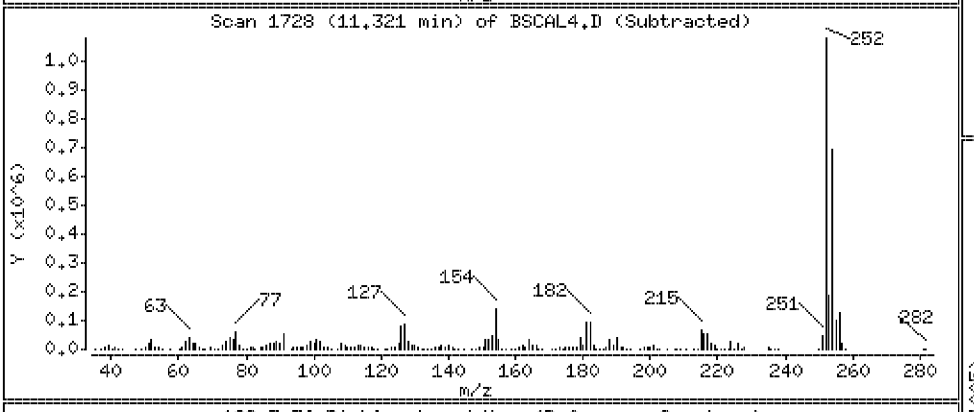

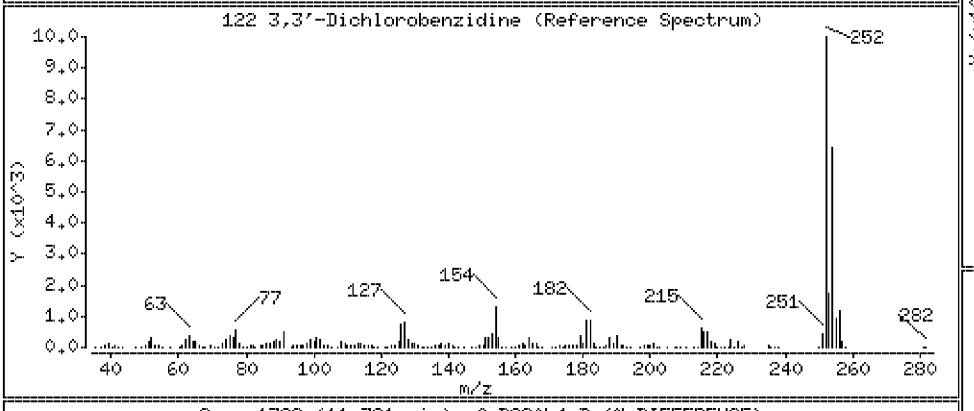

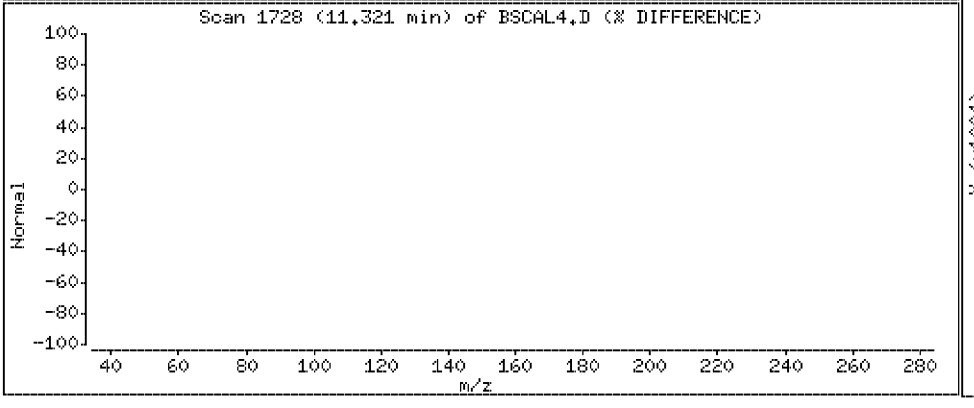

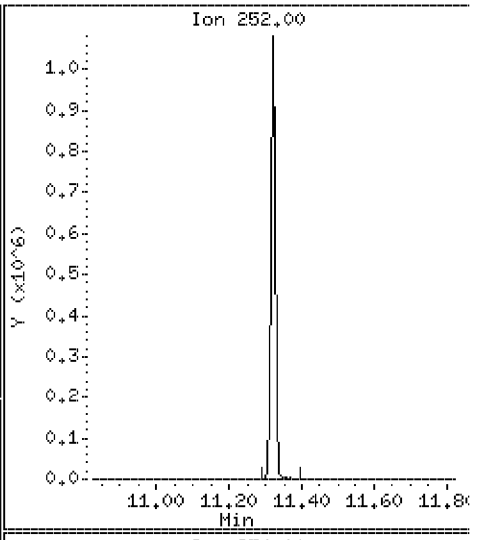

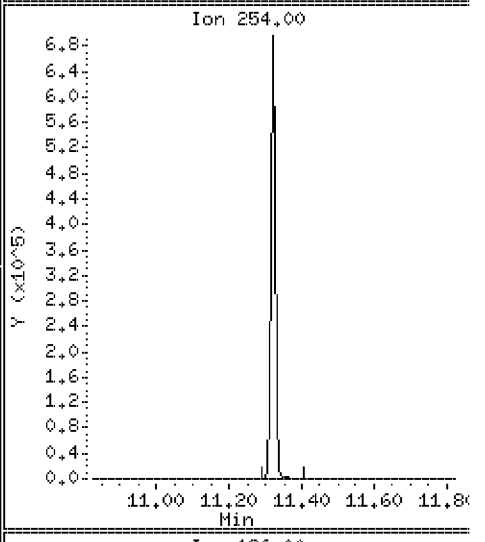

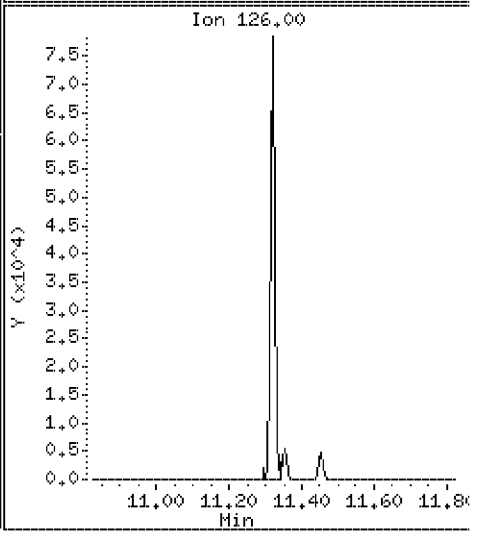

PEL Laboratories, Inc.

Data file : \\Svecd04\DD\chem\smsd03.i\S3042312.b\BSCAL3.D
Lab Smp Id: 45937 Client Smp ID: BSCAL3
Inj Date : 23-APR-2012 15:31 MS Autotune Date: 12-SEP-2011 18:58
Operator : PEL Inst ID: smsd03.i
Smp Info : 45937
Misc Info :
Comment :
Method : \\Svecd04\DD\chem\smsd03.i\S3042312.b\8270bcs.m
Meth Date : 25-Apr-2012 09:57 mjacobs Quant Type: ISTD
Cal Date : 23-APR-2012 15:07 Cal File: BSCAL4.D
Als bottle: 14 Calibration Sample, Level: 3
Dil Factor: 1.00000
Integrator: HP Genie Compound Sublist: BZSOWcal.sub
Target Version: 4.14 Sample Matrix: WATER

Concentration Formula: Amt * DF * (1/(Vo/1000))*Vf * CpndVariable

Name	Value	Description
DF	1.000	Dilution Factor
Vo	1000.000	Volume of sample extracted (mL)
Vf	1.000	Final Volume
Cpnd Variable		Local Compound Variable

RT	EXP RT	REL RT	MASS	RESPONSE	AMOUNTS CAL-AMT (ug/ml)	AMOUNTS ON-COL (ug/ml)	TARGET RANGE	RATIO
9 Benzaldehyde						CAS #: 100-52-7		
4.076	4.161	(0.917)	77	180533	20.0000	19.5	70.00- 130.00	100.00
4.076	4.161	(0.917)	106	135477			0.00- 30.92	75.04
4.075	4.161	(0.916)	51	63408			231.65- 291.65	35.12
* 18 1,4-Dichlorobenzene-d4						CAS #: 3855-82-1		
4.447	4.448	(1.000)	152	303951	40.0000		80.00- 120.00	100.00
4.446	4.448	(1.000)	115	185770			32.20- 92.20	61.12
4.447	4.448	(1.000)	150	446834			139.77- 199.77	147.01
25 Acetophenone						CAS #: 98-86-2		
4.798	4.807	(0.856)	105	285261	20.0000	19.5	70.00- 130.00	100.00
4.798	4.807	(0.856)	77	284319			4410.01-4470.01	99.67
4.798	4.807	(0.856)	51	70612			1262.06-1322.06	24.75
* 43 Naphthalene-d8						CAS #: 1146-65-2		
5.607	5.610	(1.000)	136	986683	40.0000		80.00- 120.00	100.00
5.606	5.610	(1.000)	68	53451			0.00- 35.51	5.42
50 Caprolactam						CAS #: 105-60-2		
5.992	6.158	(1.069)	55	49950	20.0000	19.6	70.00- 130.00	100.00
5.992	6.158	(1.069)	113	51961			106.52- 166.52	104.03

```
                                          AMOUNTS
                                        CAL-AMT   ON-COL
  RT   EXP RT   REL RT   MASS  RESPONSE (ug/ml)  (ug/ml)   TARGET RANGE    RATIO
 ==== ======== ========  ====  ======== =======  =======   ============    =====

   50 Caprolactam (continued)
5.993    6.158 ( 1.069)    85     39145                    55.05- 115.05    78.37
--------------------------------------------------------------------------------
   61 1,1-Biphenyl                                  CAS #: 92-52-4
6.738    6.642 ( 0.923)   154    523240 20.0000     19.3  70.00- 130.00   100.00
6.737    6.642 ( 0.923)    76     63487                  1762.39-1822.39    12.13
6.736    6.642 ( 0.922)    51     32299                  1618.22-1678.22     6.17
--------------------------------------------------------------------------------
*  70 Acenaphthene-d10                               CAS #: 15067-26-2
7.303    7.305 ( 1.000)   164    680459 40.0000           80.00- 120.00   100.00
7.303    7.305 ( 1.000)   162    665448                   64.73- 124.73    97.79
7.303    7.305 ( 1.000)   160    304312                   12.46-  72.46    44.72
--------------------------------------------------------------------------------
   95 Atrazine                                      CAS #: 1912-24-9
8.476    8.479 ( 0.968)   200    170987 20.0000     19.1  80.00- 120.00   100.00
8.475    8.479 ( 0.968)    58     36850                    0.00-  52.18    21.55
8.476    8.479 ( 0.968)   215     89387                   22.24-  82.24    52.28
--------------------------------------------------------------------------------
* 100 Phenanthrene-d10                              CAS #: 1517-22-2
8.758    8.761 ( 1.000)   188   1333253 40.0000           80.00- 120.00   100.00
8.758    8.761 ( 1.000)    94     83805                    0.00-  36.35     6.29
8.758    8.761 ( 1.000)    80    101996                    0.00-  37.82     7.65
--------------------------------------------------------------------------------
  110 Benzidine                                     CAS #: 92-87-5
10.082  10.322 ( 0.888)   184    495866 20.0000     21.4  70.00- 130.00   100.00
10.081  10.322 ( 0.888)    92     22734                   36.43-  96.43     4.58
10.082  10.322 ( 0.888)   185     73868                    0.00-  47.46    14.90
--------------------------------------------------------------------------------
  122 3,3'-Dichlorobenzidine                        CAS #: 91-94-1
11.319  11.321 ( 0.997)   252    383072 20.0000     18.9  80.00- 120.00   100.00
11.319  11.321 ( 0.997)   254    236654                   34.83-  94.83    61.78
11.318  11.321 ( 0.997)   126     26827                    0.00-  37.08     7.00
--------------------------------------------------------------------------------
* 121 Chrysene-d12                                  CAS #: 1719-03-5
11.355  11.359 ( 1.000)   240   1724941 40.0000           80.00- 120.00   100.00
11.354  11.359 ( 1.000)   120     90604                    0.00-  36.38     5.25
11.355  11.359 ( 1.000)   236    461313                    0.00-  57.06    26.74
--------------------------------------------------------------------------------
* 130 Perylene-d12                                  CAS #: 1520-96-3
12.681  12.682 ( 1.000)   264   1731071 40.0000           80.00- 120.00   100.00
12.681  12.682 ( 1.000)   260    440060                    0.00-  54.80    25.42
12.681  12.682 ( 1.000)   265    409387                    0.00-  53.39    23.65
--------------------------------------------------------------------------------
```

Data File: \\Svecd04\DD\chem\smsd03.i\S3042312.b\BSCAL3.D
Date : 23-APR-2012 15:31
Client ID: BSCAL3
Sample Info: 45937
Purge Volume: 1000.0
Column phase: HPMS-5

Instrument: smsd03.i
Operator: PEL
Column diameter: 0.25

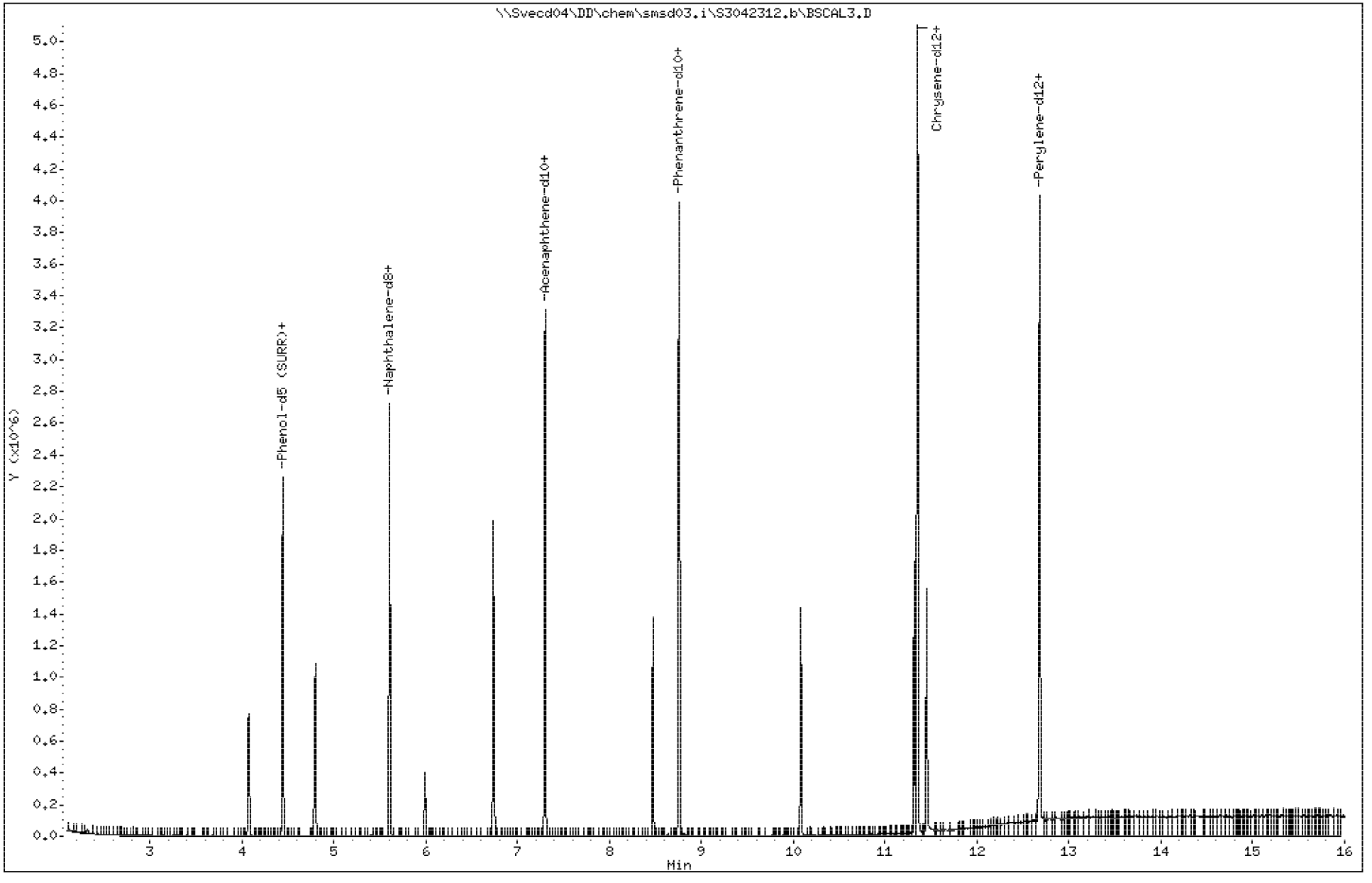

1284

3505892

Data File: \\Svecd04\DD\chem\smsd03.i\S3042312.b\BSCAL3.D

Date : 23-APR-2012 15:31

Client ID: BSCAL3 | Instrument: smsd03.i

Sample Info: 45937

Purge Volume: 1000.0 | Operator: PEL

Column phase: HPMS-5 | Column diameter: 0.25

9 Benzaldehyde | Concentration: 19.5 ug/l

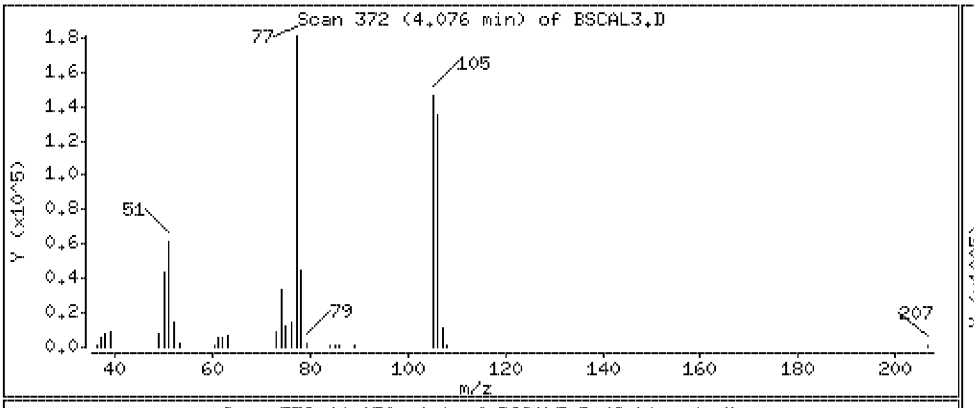

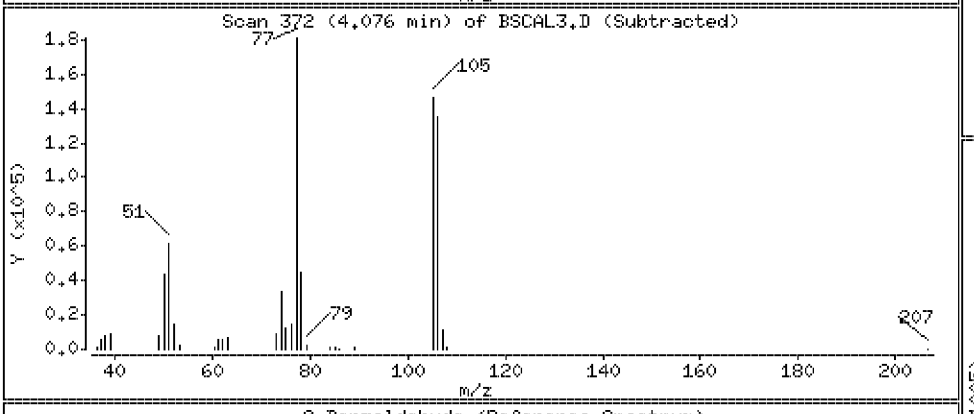

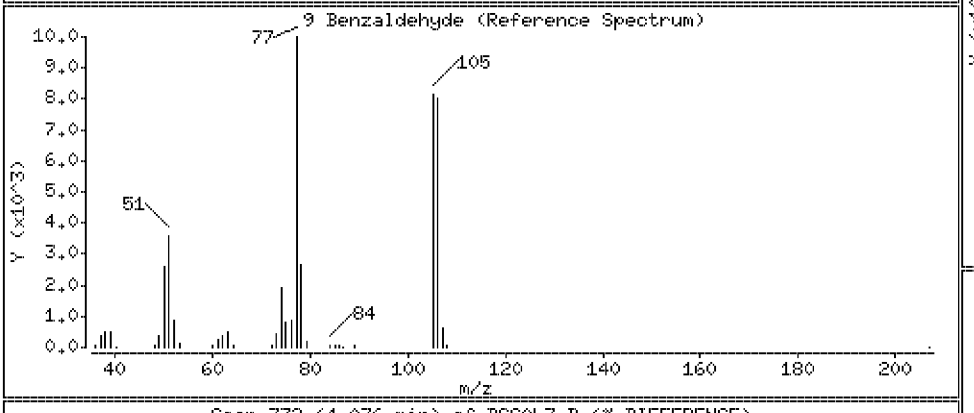

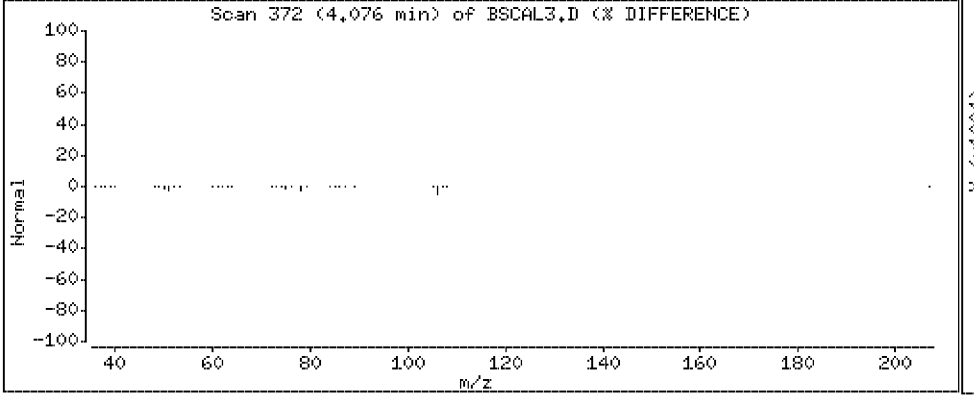

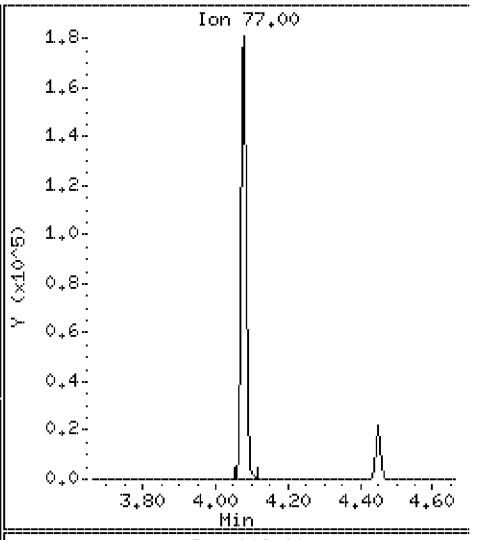

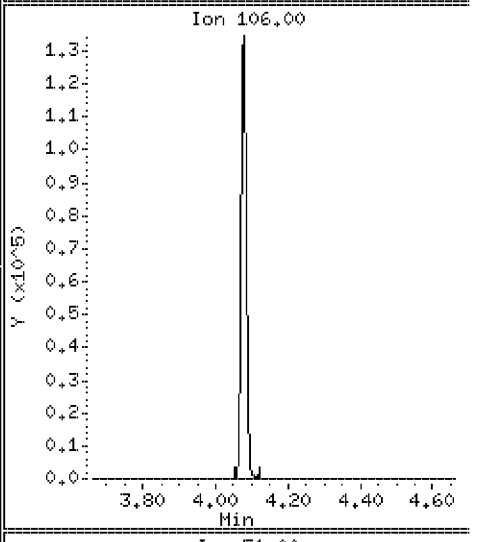

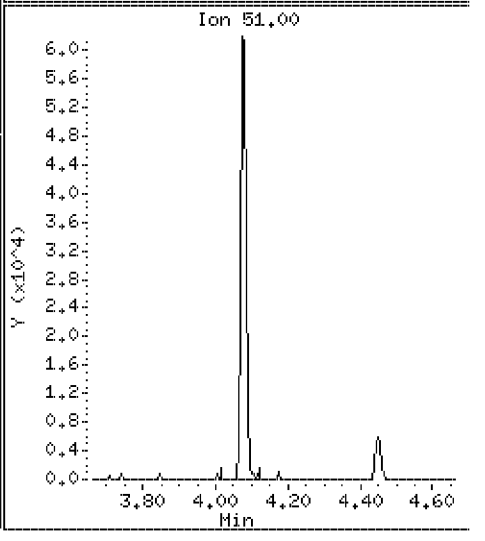

Data File: \\Svecd04\DD\chem\smsd03.i\S3042312.b\BSCAL3.D

Date : 23-APR-2012 15:31

Client ID: BSCAL3

Instrument: smsd03.i

Sample Info: 45937

Purge Volume: 1000.0

Operator: PEL

Column phase: HPMS-5

Column diameter: 0.25

25 Acetophenone

Concentration: 19.5 ug/l

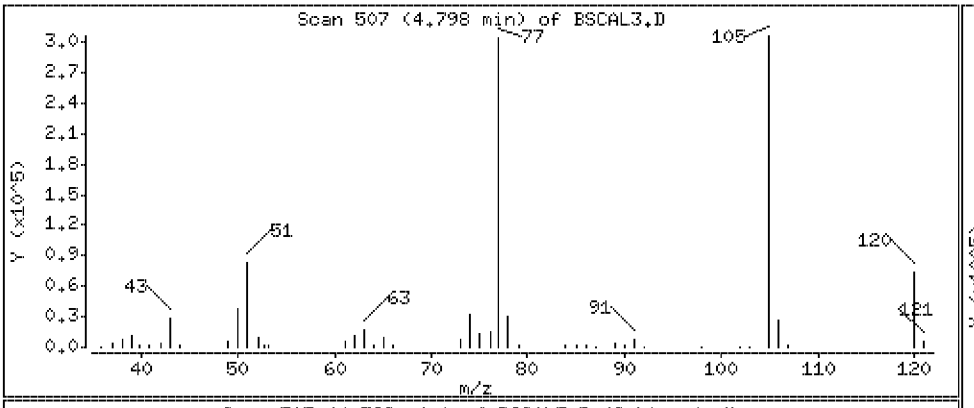

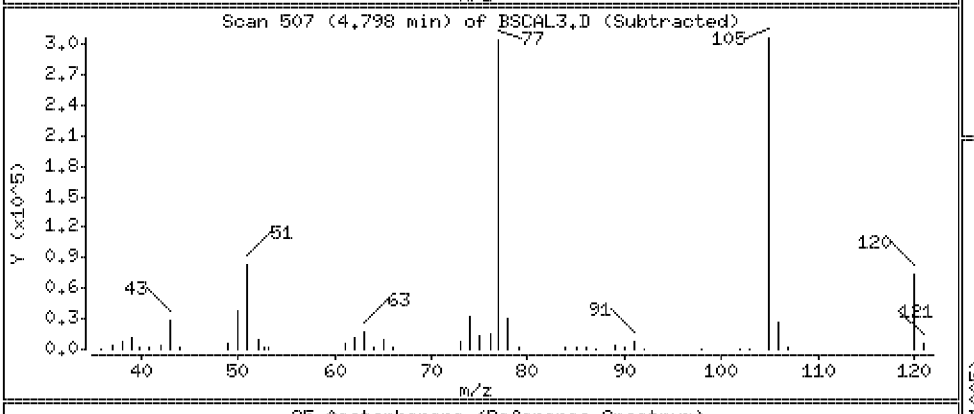

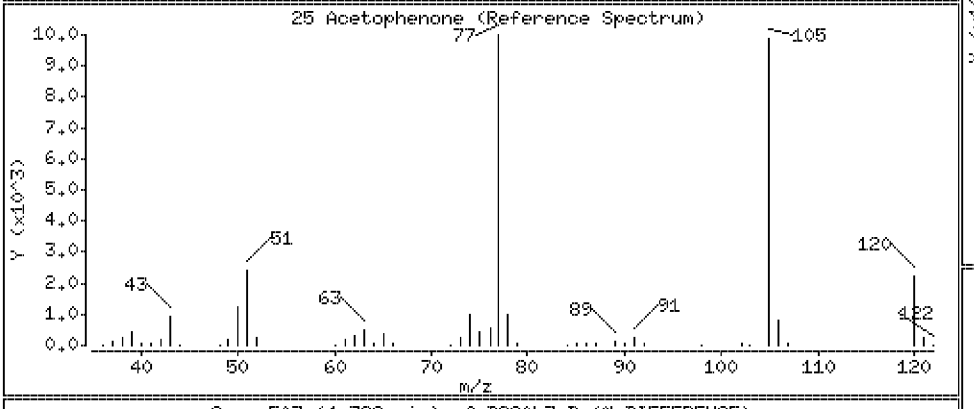

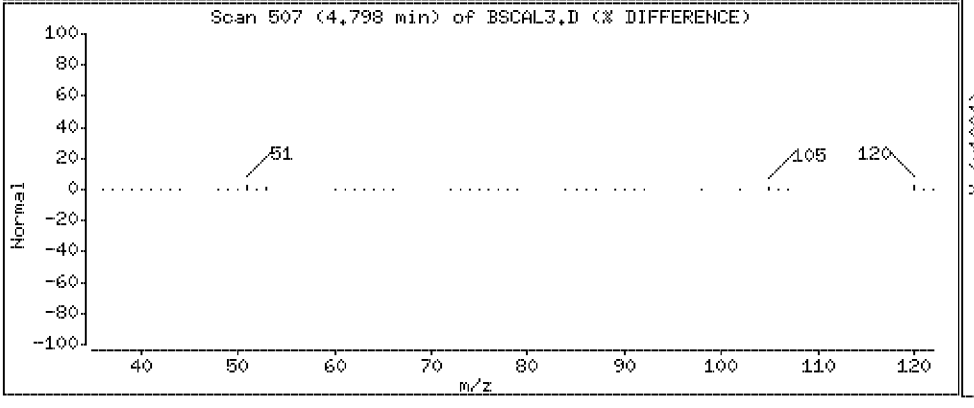

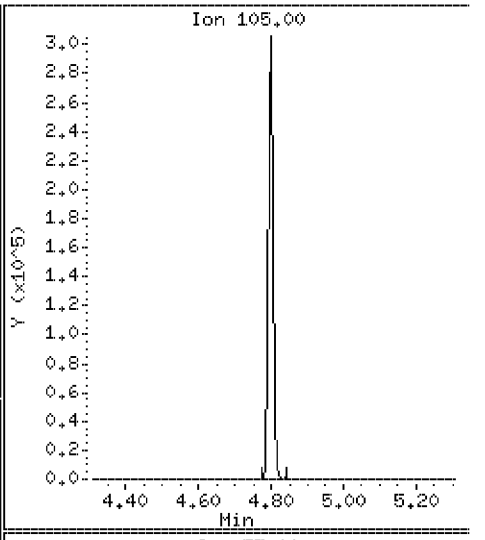

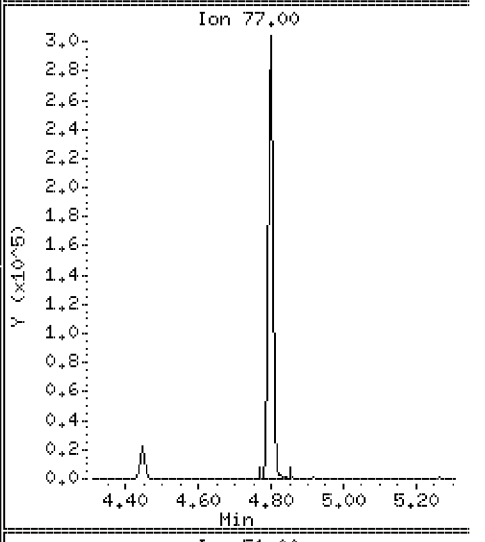

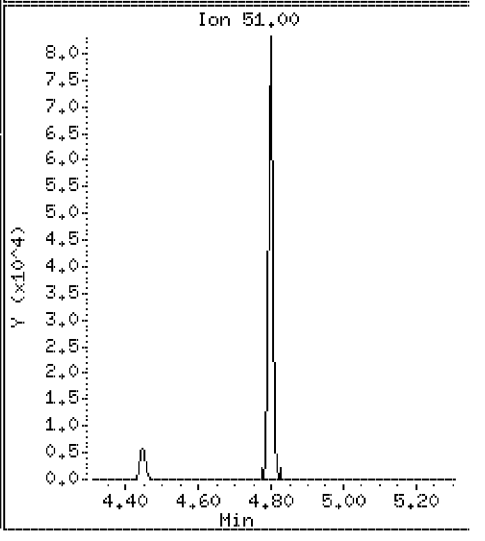

Data File: \\Svecd04\DD\chem\smsd03.i\S3042312.b\BSCAL3.D

Date : 23-APR-2012 15:31

Client ID: BSCAL3

Instrument: smsd03.i

Sample Info: 45937

Purge Volume: 1000.0

Operator: PEL

Column phase: HPMS-5

Column diameter: 0.25

50 Caprolactam

Concentration: 19.6 ug/l

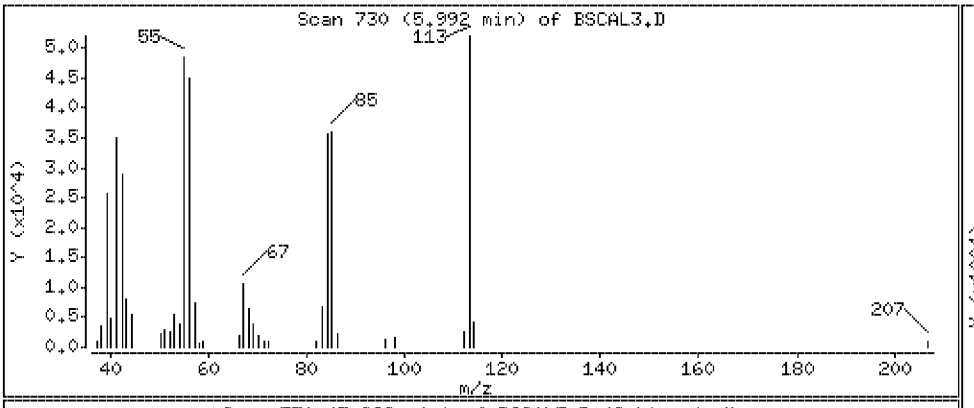

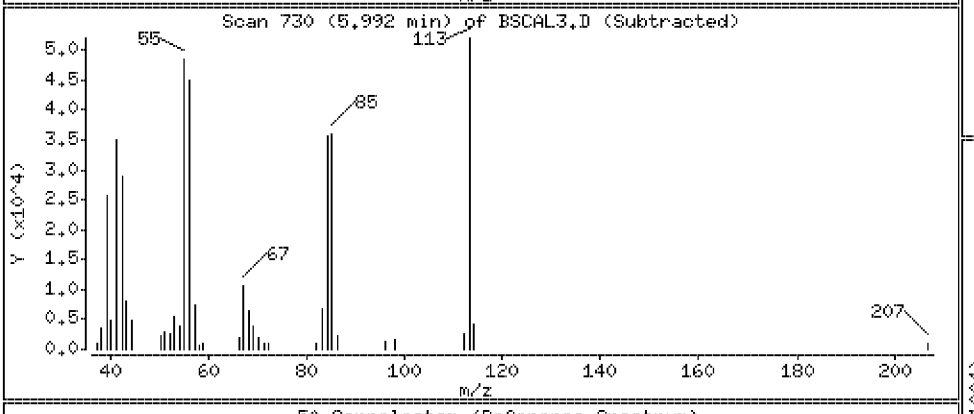

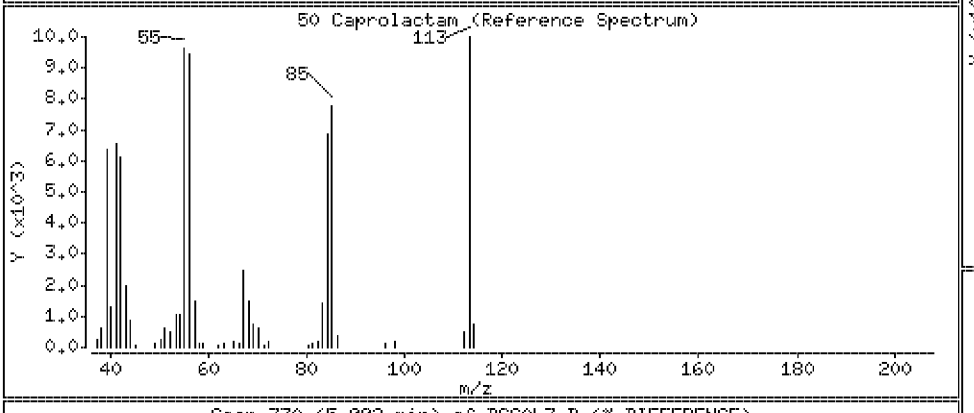

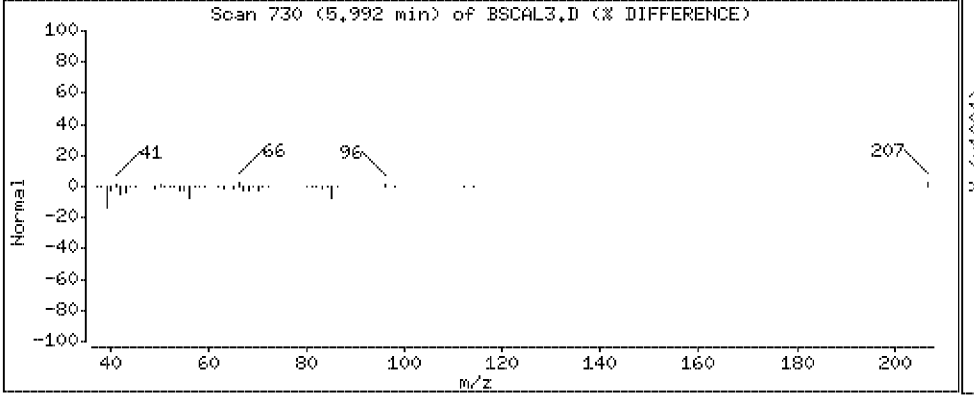

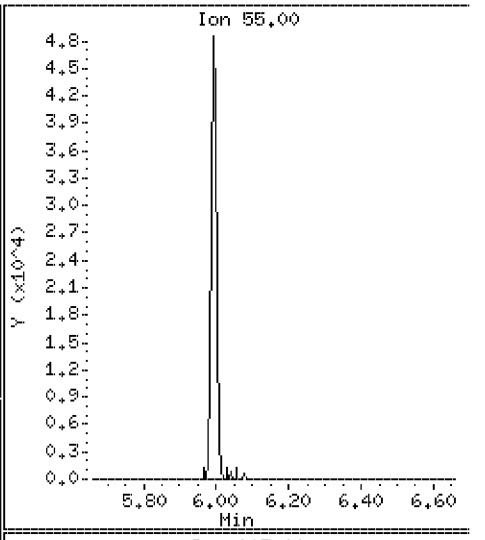

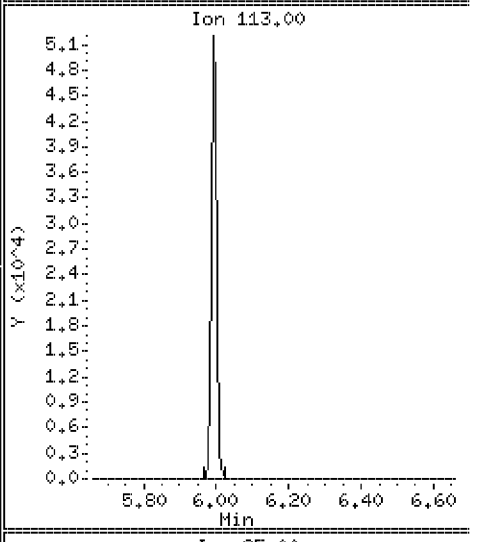

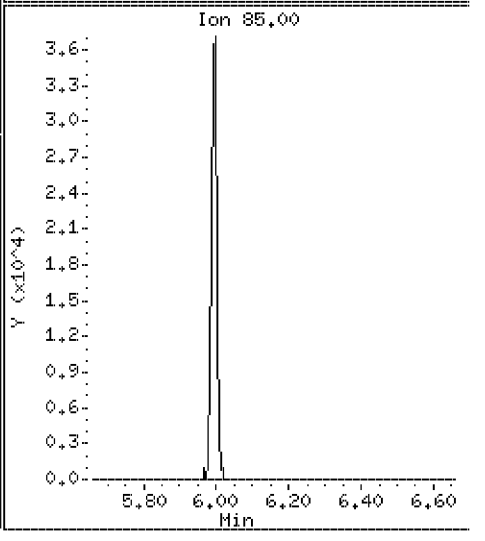

Data File: \\Svecd04\DD\chem\smsd03.i\S3042312.b\BSCAL3.D

Date : 23-APR-2012 15:31

Client ID: BSCAL3

Instrument: smsd03.i

Sample Info: 45937

Purge Volume: 1000.0

Operator: PEL

Column phase: HPMS-5

Column diameter: 0.25

61 1,1-Biphenyl

Concentration: 19.3 ug/l

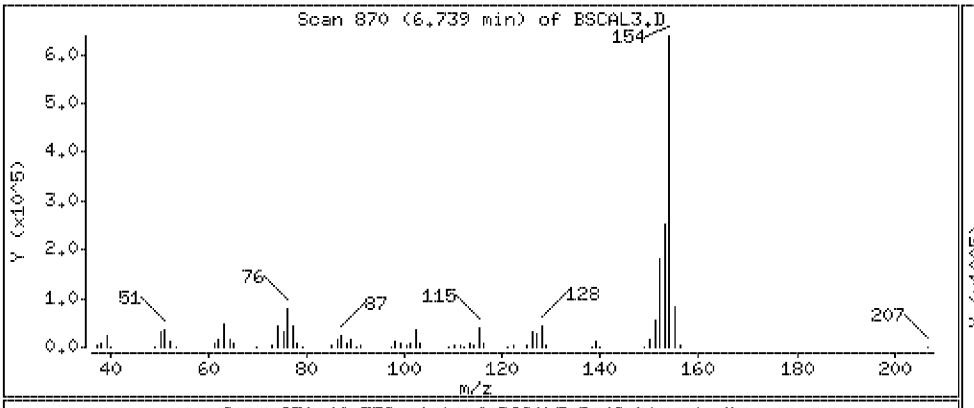

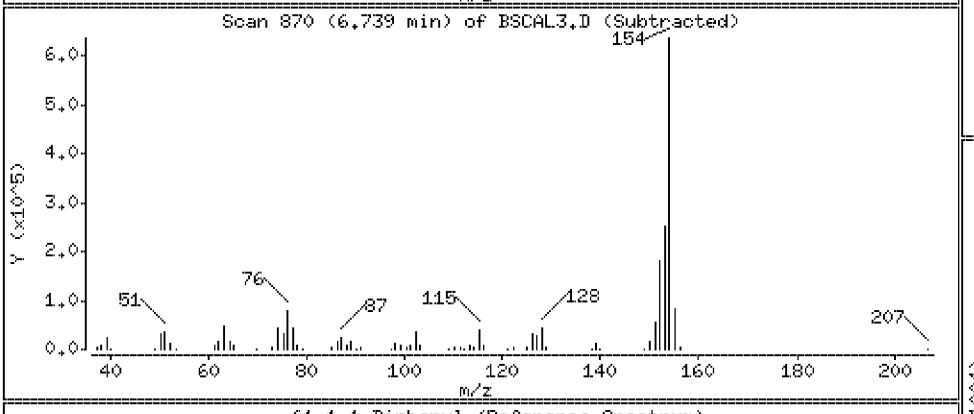

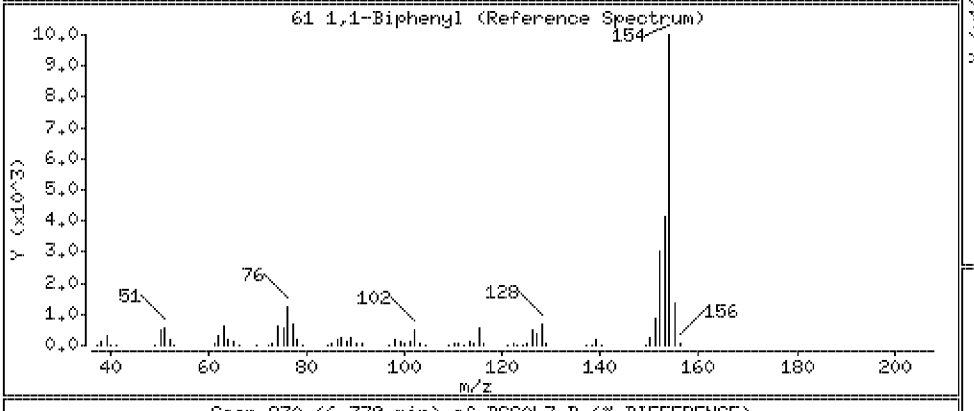

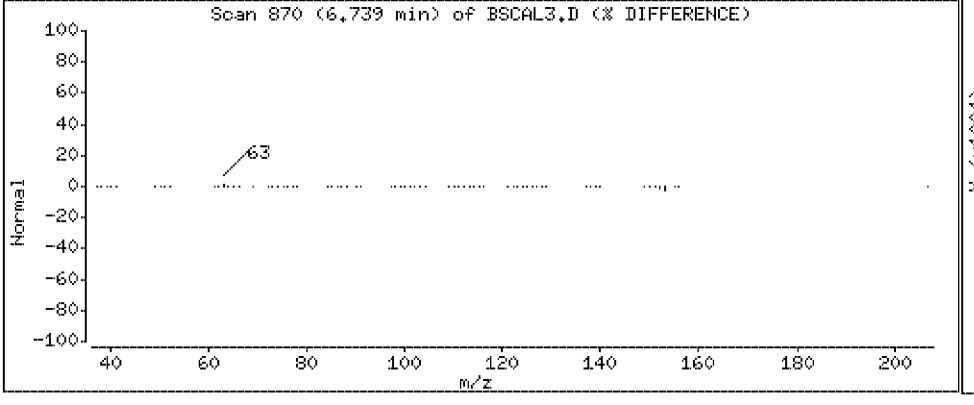

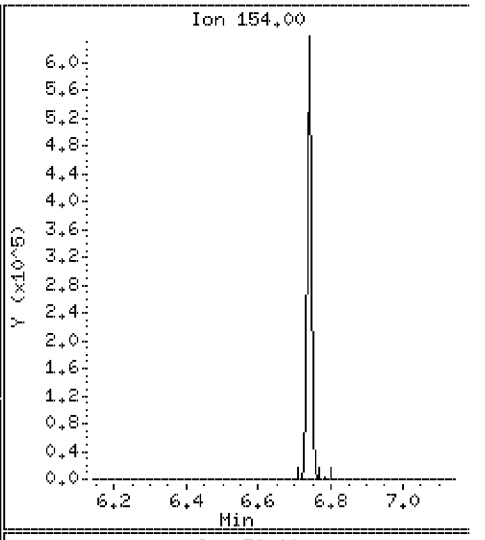

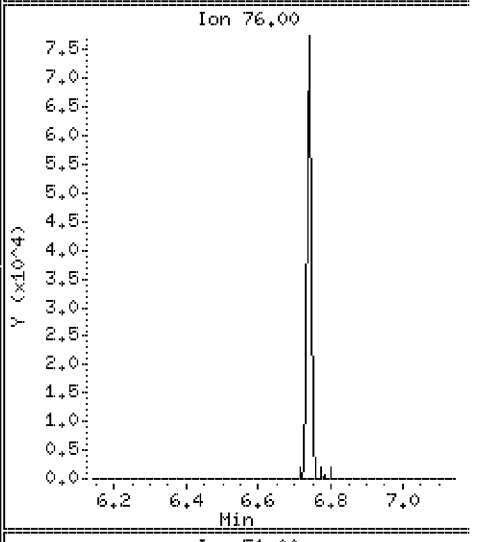

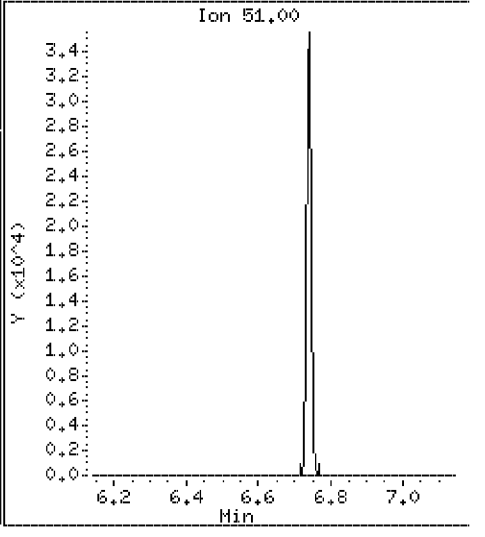

Data File: \\Svecd04\DD\chem\smsd03.i\S3042312.b\BSCAL3.D

Date : 23-APR-2012 15:31

Client ID: BSCAL3

Instrument: smsd03.i

Sample Info: 45937

Purge Volume: 1000.0

Operator: PEL

Column phase: HPMS-5

Column diameter: 0.25

95 Atrazine

Concentration: 19.1 ug/l

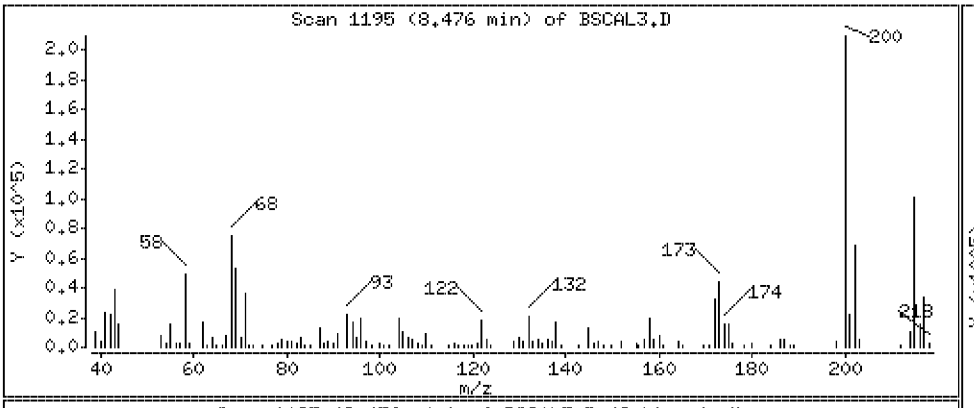

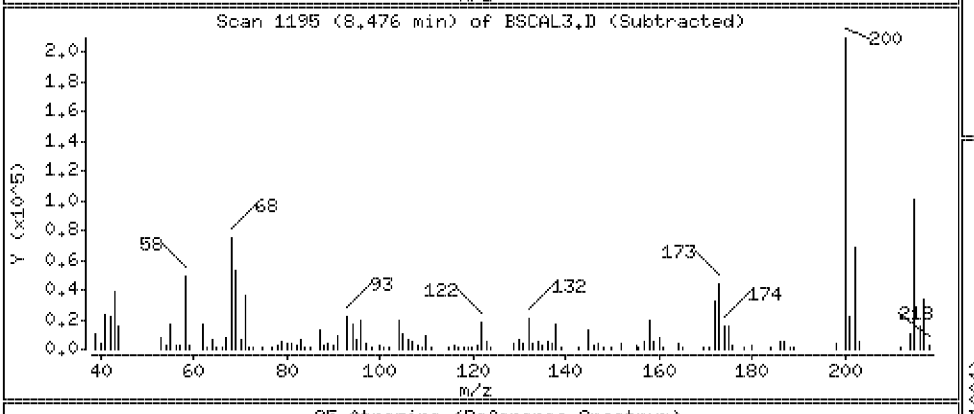

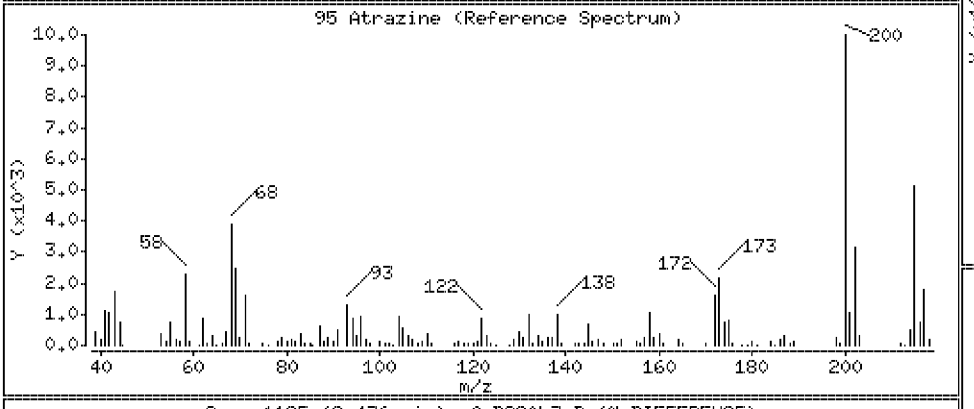

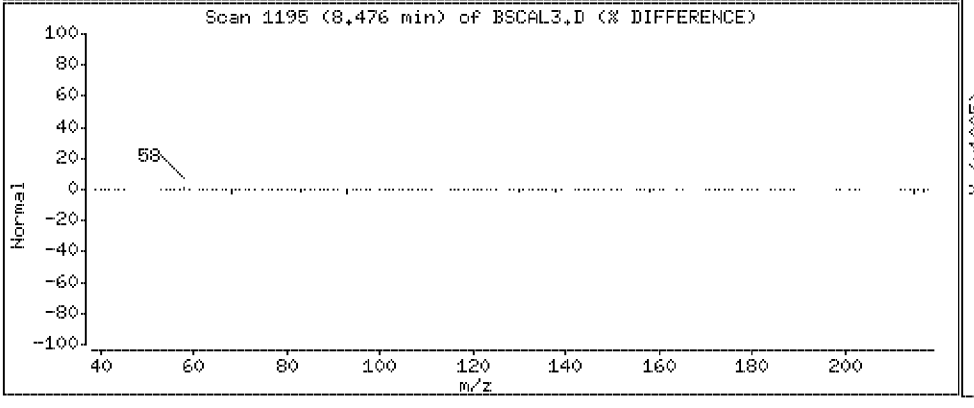

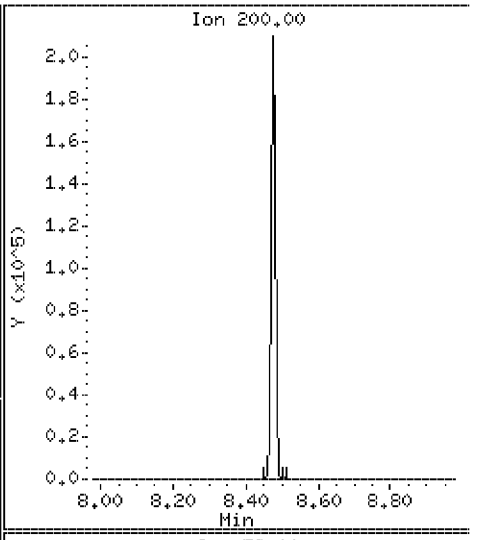

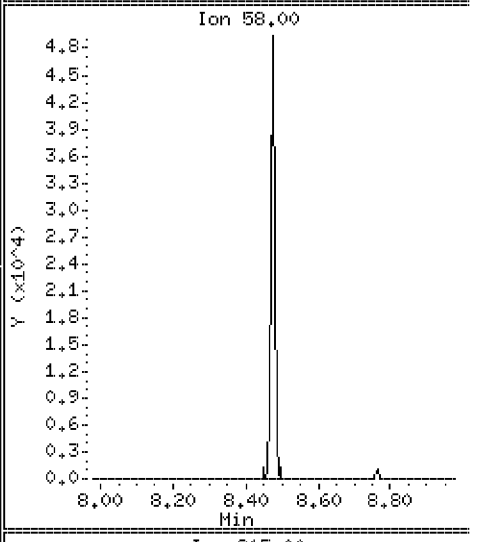

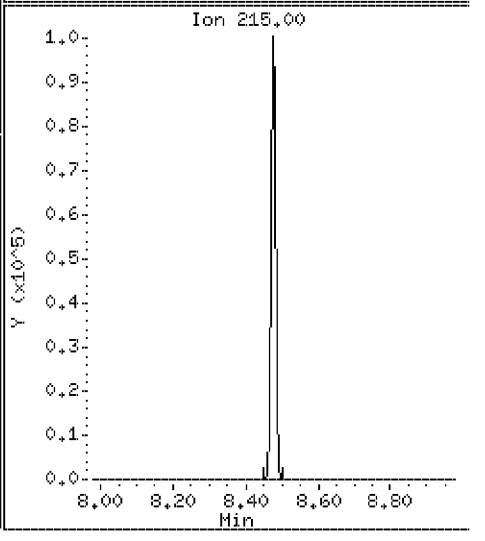

Data File: \\Svecd04\DD\chem\smsd03.i\S3042312.b\BSCAL3.D

Date : 23-APR-2012 15:31

Client ID: BSCAL3

Instrument: smsd03.i

Sample Info: 45937

Purge Volume: 1000.0

Operator: PEL

Column phase: HPMS-5

Column diameter: 0.25

110 Benzidine

Concentration: 21.4 ug/l

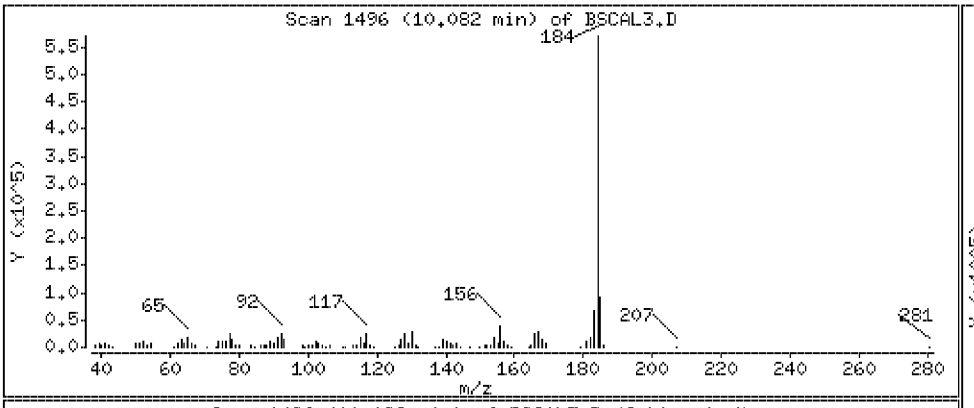

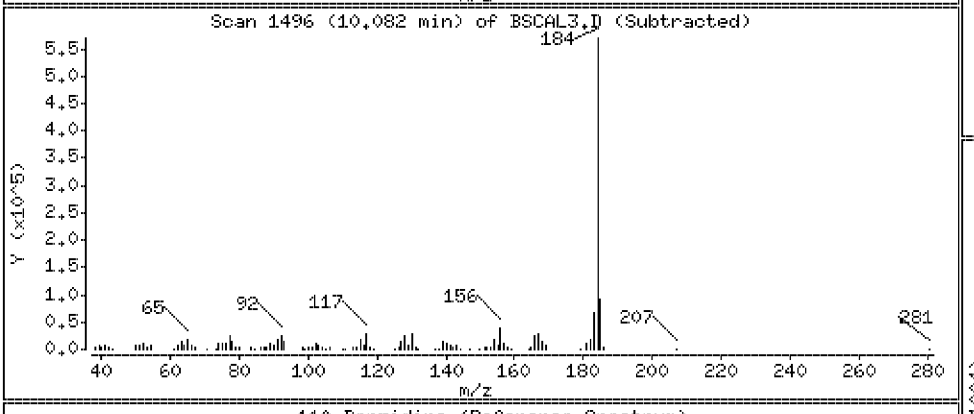

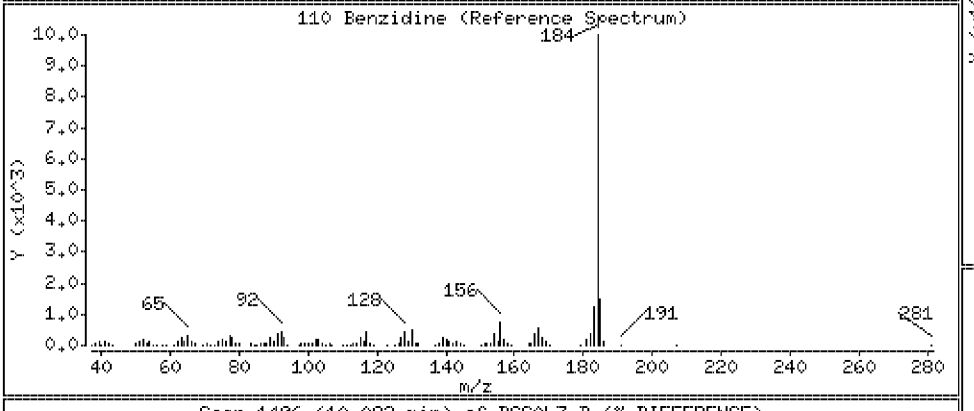

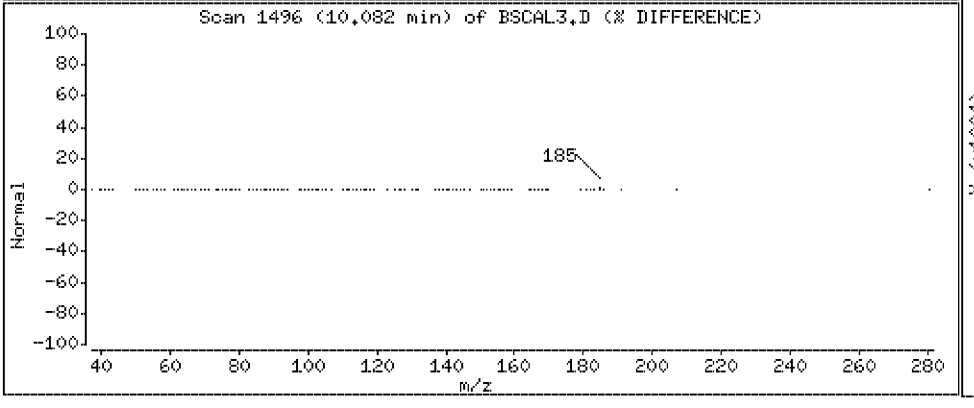

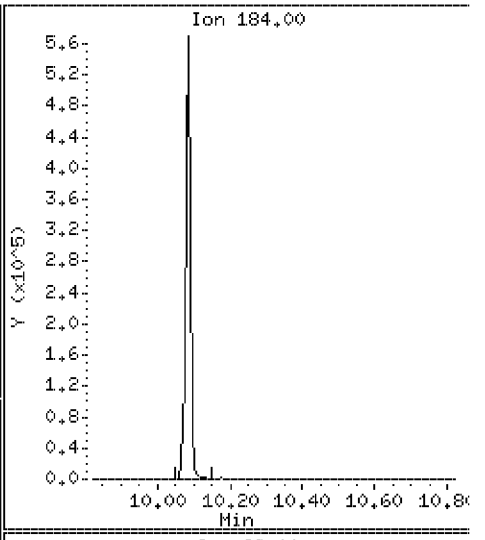

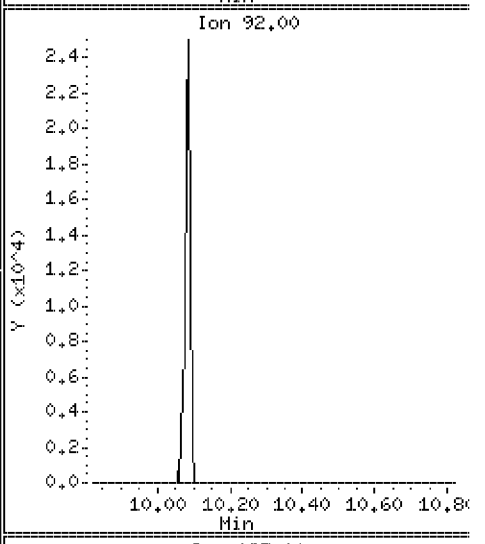

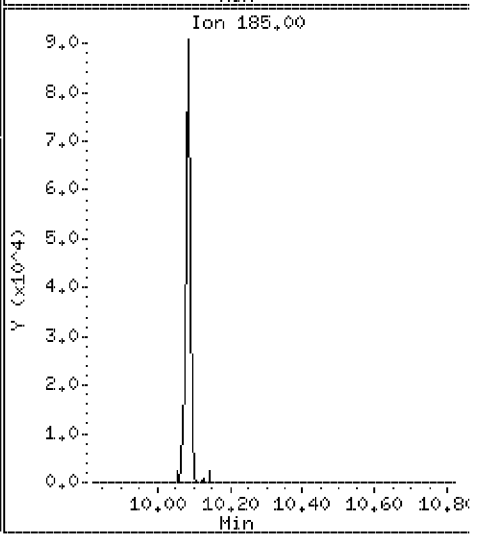

Data File: \\Svecd04\DD\chem\smsd03.i\S3042312.b\BSCAL3.D

Date : 23-APR-2012 15:31

Client ID: BSCAL3 Instrument: smsd03.i

Sample Info: 45937

Purge Volume: 1000.0 Operator: PEL

Column phase: HPMS-5 Column diameter: 0.25

122 3,3'-Dichlorobenzidine Concentration: 18.9 ug/l

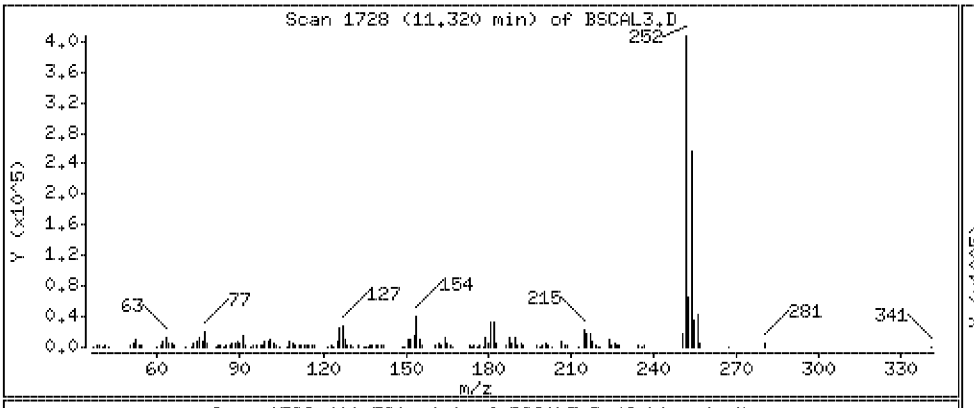

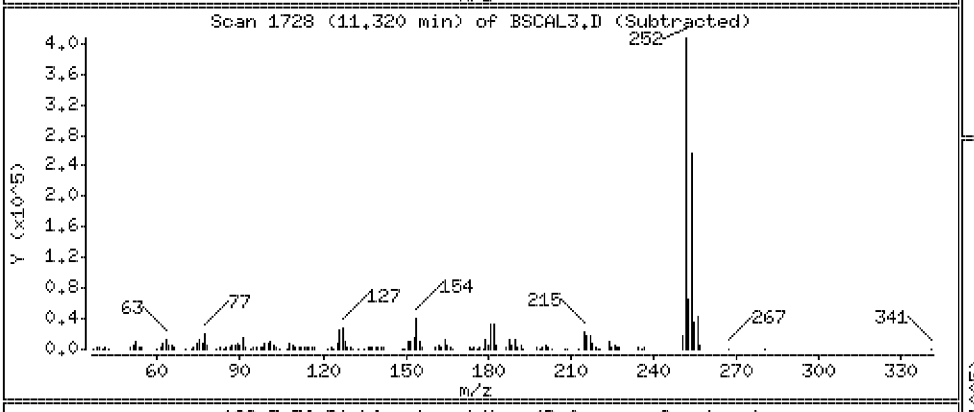

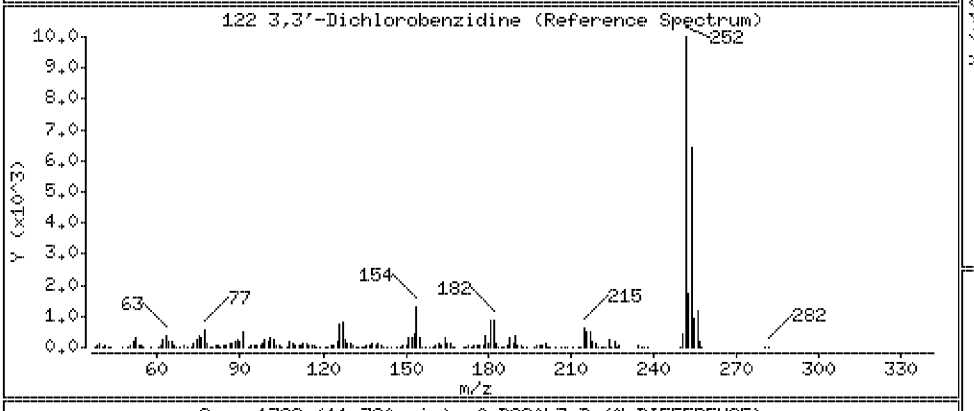

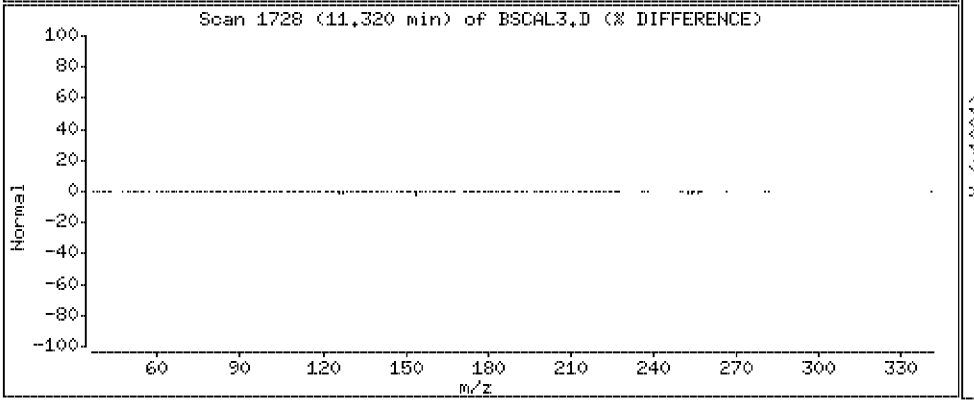

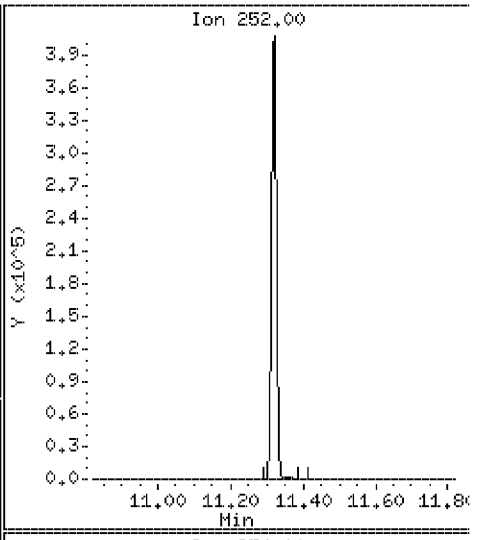

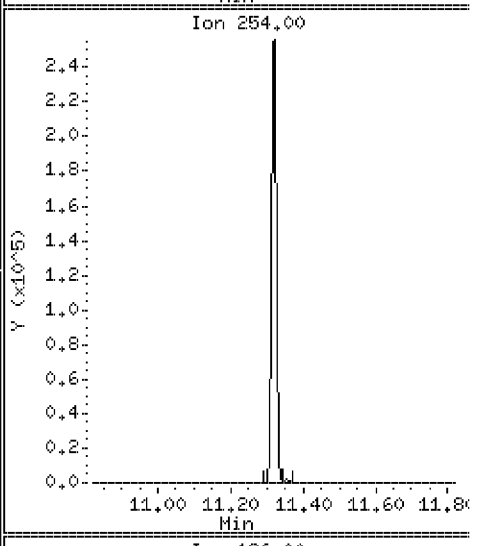

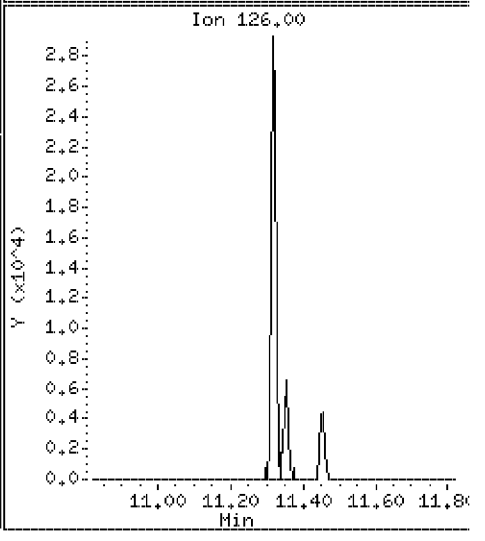

PEL Laboratories, Inc.

Data file : \\Svecd04\DD\chem\smsd03.i\S3042312.b\BSCAL2.D
Lab Smp Id: 45938 Client Smp ID: BSCAL2
Inj Date : 23-APR-2012 15:55 MS Autotune Date: 12-SEP-2011 18:58
Operator : PEL Inst ID: smsd03.i
Smp Info : 45938
Misc Info :
Comment :
Method : \\Svecd04\DD\chem\smsd03.i\S3042312.b\8270bcs.m
Meth Date : 25-Apr-2012 09:57 mjacobs Quant Type: ISTD
Cal Date : 23-APR-2012 15:07 Cal File: BSCAL4.D
Als bottle: 15 Calibration Sample, Level: 2
Dil Factor: 1.00000
Integrator: HP Genie Compound Sublist: BZSOWcal.sub
Target Version: 4.14 Sample Matrix: WATER

Concentration Formula: Amt * DF * (1/(Vo/1000))*Vf * CpndVariable

Name	Value	Description
DF	1.000	Dilution Factor
Vo	1000.000	Volume of sample extracted (mL)
Vf	1.000	Final Volume
Cpnd Variable		Local Compound Variable

RT	EXP RT	REL RT	MASS	RESPONSE	AMOUNTS CAL-AMT (ug/ml)	AMOUNTS ON-COL (ug/ml)	TARGET RANGE	RATIO
9 Benzaldehyde						CAS #: 100-52-7		
4.076	4.161	(0.917)	77	88839	10.0000	9.5	70.00- 130.00	100.00
4.076	4.161	(0.917)	106	66196			0.00- 30.92	74.51
4.074	4.161	(0.916)	51	30042			231.65- 291.65	33.82
* 18 1,4-Dichlorobenzene-d4						CAS #: 3855-82-1		
4.446	4.448	(1.000)	152	306788	40.0000		80.00- 120.00	100.00
4.446	4.448	(1.000)	115	190407			32.20- 92.20	62.06
4.446	4.448	(1.000)	150	454499			139.77- 199.77	148.15
25 Acetophenone						CAS #: 98-86-2		
4.798	4.807	(0.856)	105	138907	10.0000	9.2	70.00- 130.00	100.00
4.798	4.807	(0.856)	77	140197			4410.01-4470.01	100.93
4.797	4.807	(0.856)	51	33548			1262.06-1322.06	24.15
* 43 Naphthalene-d8						CAS #: 1146-65-2		
5.608	5.610	(1.000)	136	1003006	40.0000		80.00- 120.00	100.00
5.607	5.610	(1.000)	68	50646			0.00- 35.51	5.05
50 Caprolactam						CAS #: 105-60-2		
5.988	6.158	(1.068)	55	22721	10.0000	10.6	70.00- 130.00	100.00
5.988	6.158	(1.068)	113	23042			106.52- 166.52	101.41

RT	EXP RT	REL RT	MASS	RESPONSE	AMOUNTS CAL-AMT (ug/ml)	AMOUNTS ON-COL (ug/ml)	TARGET RANGE	RATIO
50 Caprolactam (continued)								
5.989	6.158	(1.068)	85	18143			55.05- 115.05	79.85
61 1,1-Biphenyl						CAS #: 92-52-4		
6.738	6.642	(0.923)	154	256423	10.0000	9.3	70.00- 130.00	100.00
6.737	6.642	(0.922)	76	32697			1762.39-1822.39	12.75
6.737	6.642	(0.923)	51	18223			1618.22-1678.22	7.11
* 70 Acenaphthene-d10						CAS #: 15067-26-2		
7.303	7.305	(1.000)	164	692842	40.0000		80.00- 120.00	100.00
7.303	7.305	(1.000)	162	663748			64.73- 124.73	95.80
7.303	7.305	(1.000)	160	312559			12.46- 72.46	45.11
95 Atrazine						CAS #: 1912-24-9		
8.474	8.479	(0.968)	200	80722	10.0000	9.1	80.00- 120.00	100.00
8.473	8.479	(0.967)	58	17251			0.00- 52.18	21.37
8.475	8.479	(0.968)	215	40145			22.24- 82.24	49.73
* 100 Phenanthrene-d10						CAS #: 1517-22-2		
8.758	8.761	(1.000)	188	1327096	40.0000		80.00- 120.00	100.00
8.757	8.761	(1.000)	94	82797			0.00- 36.35	6.24
8.757	8.761	(1.000)	80	98736			0.00- 37.82	7.44
110 Benzidine						CAS #: 92-87-5		
10.080	10.322	(0.888)	184	226789	10.0000	10.1	70.00- 130.00	100.00
10.080	10.322	(0.888)	92	9745			36.43- 96.43	4.30
10.080	10.322	(0.888)	185	31473			0.00- 47.46	13.88
122 3,3'-Dichlorobenzidine						CAS #: 91-94-1		
11.318	11.321	(0.997)	252	173061	10.0000	8.8	80.00- 120.00	100.00
11.318	11.321	(0.997)	254	105354			34.83- 94.83	60.88
11.317	11.321	(0.997)	126	11212			0.00- 37.08	6.48
* 121 Chrysene-d12						CAS #: 1719-03-5		
11.354	11.359	(1.000)	240	1665408	40.0000		80.00- 120.00	100.00
11.353	11.359	(1.000)	120	88394			0.00- 36.38	5.31
11.354	11.359	(1.000)	236	436897			0.00- 57.06	26.23
* 130 Perylene-d12						CAS #: 1520-96-3		
12.681	12.682	(1.000)	264	1674981	40.0000		80.00- 120.00	100.00
12.681	12.682	(1.000)	260	411216			0.00- 54.80	24.55
12.681	12.682	(1.000)	265	382038			0.00- 53.39	22.81

Data File: \\Svecd04\DD\chem\smsd03.i\S3042312.b\BSCAL2.D
Date : 23-APR-2012 15:55
Client ID: BSCAL2
Sample Info: 45938
Purge Volume: 1000.0
Column phase: HPMS-5

Instrument: smsd03.i
Operator: PEL
Column diameter: 0.25

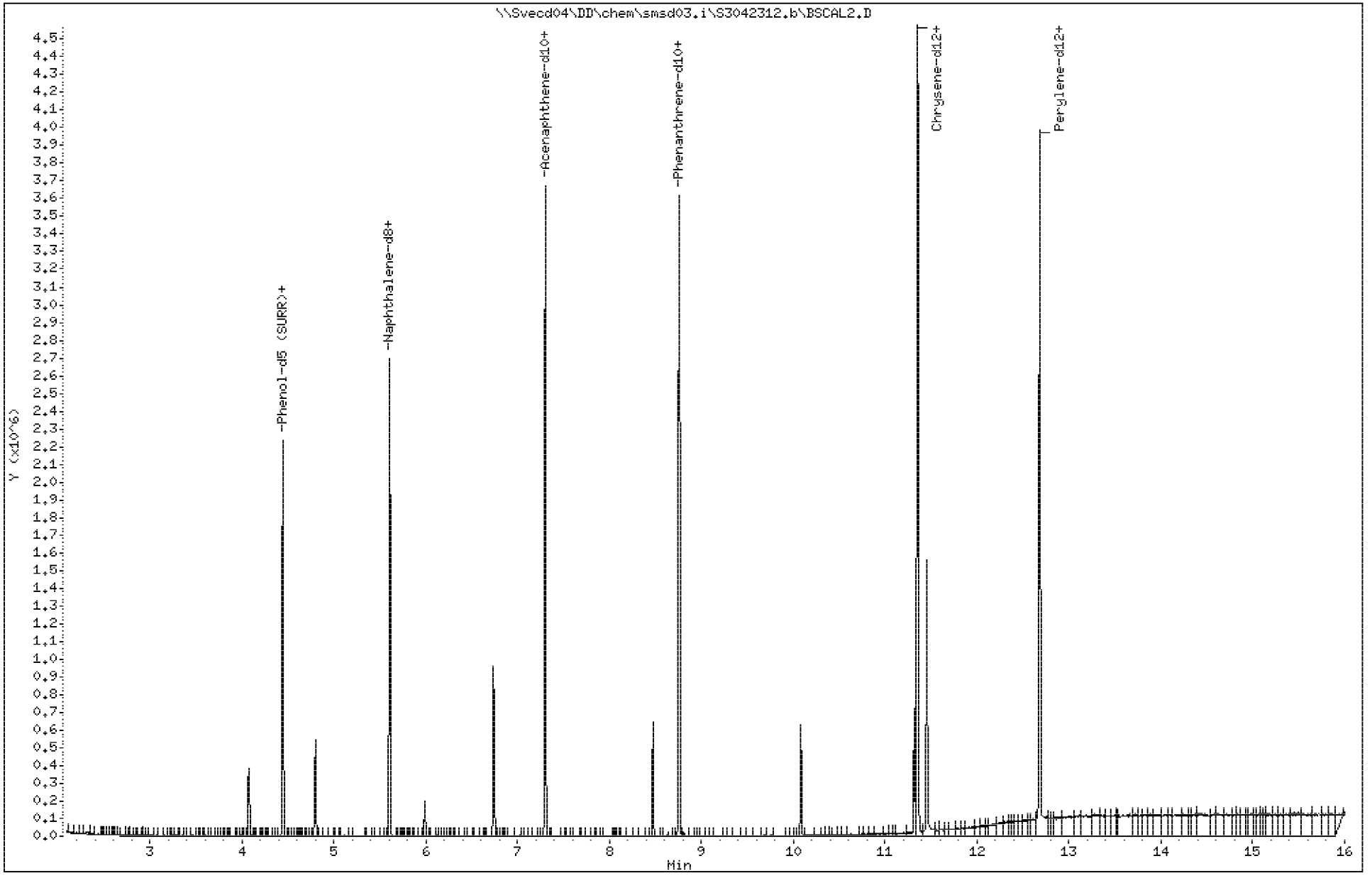

1294

3505892

Data File: \\Svecd04\DD\chem\smsd03.i\S3042312.b\BSCAL2.D

Date : 23-APR-2012 15:55

Client ID: BSCAL2

Instrument: smsd03.i

Sample Info: 45938

Purge Volume: 1000.0

Operator: PEL

Column phase: HPMS-5

Column diameter: 0.25

9 Benzaldehyde

Concentration: 9.5 ug/l

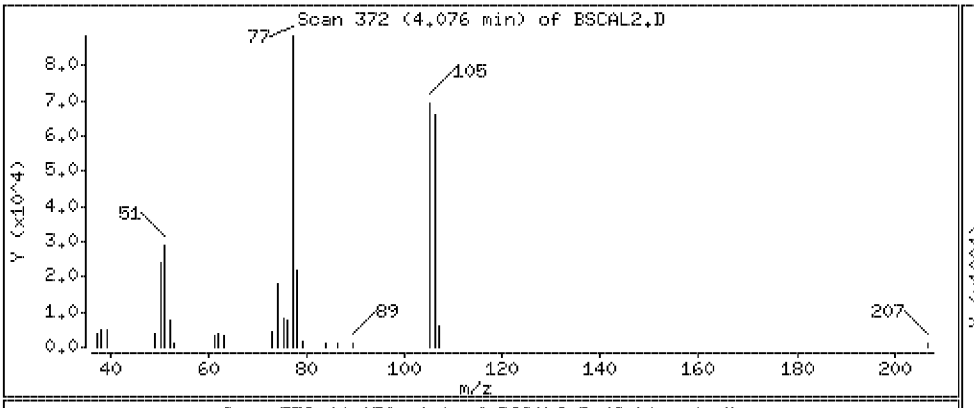

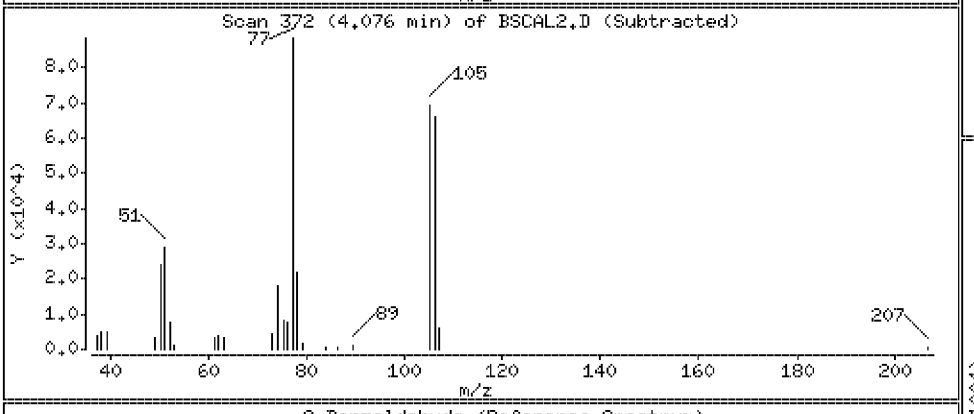

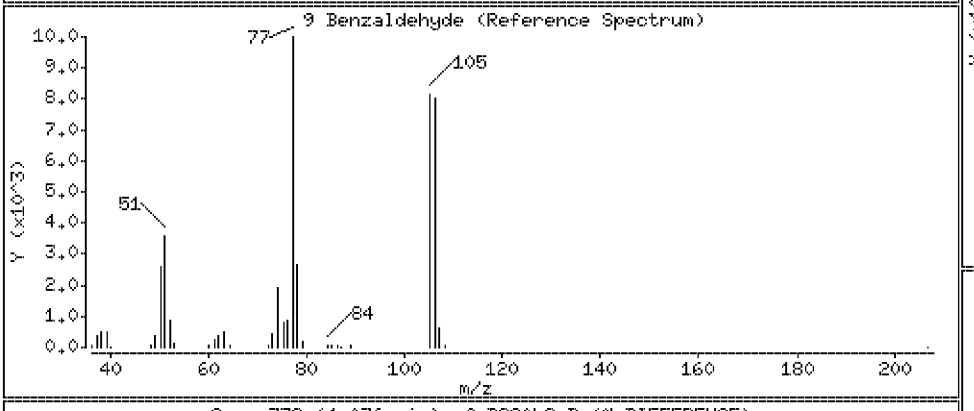

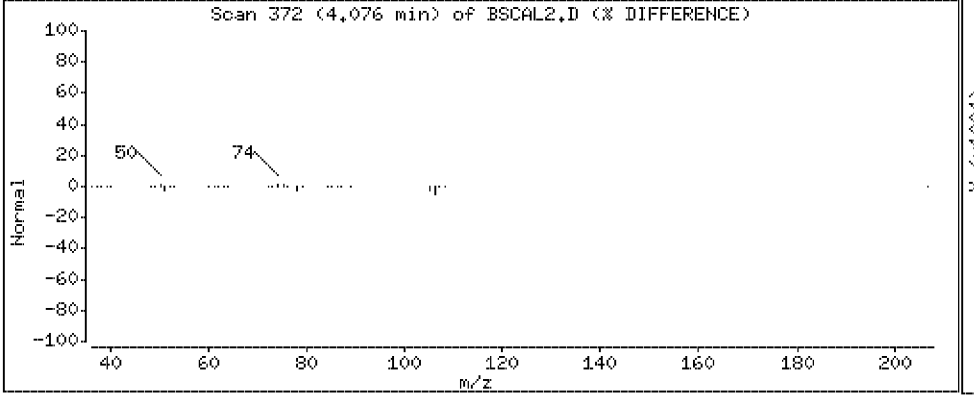

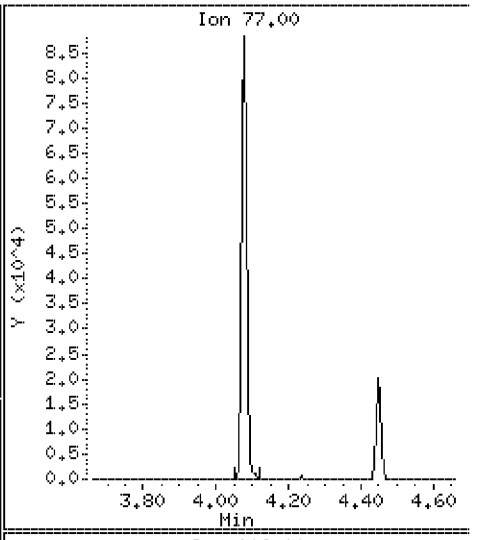

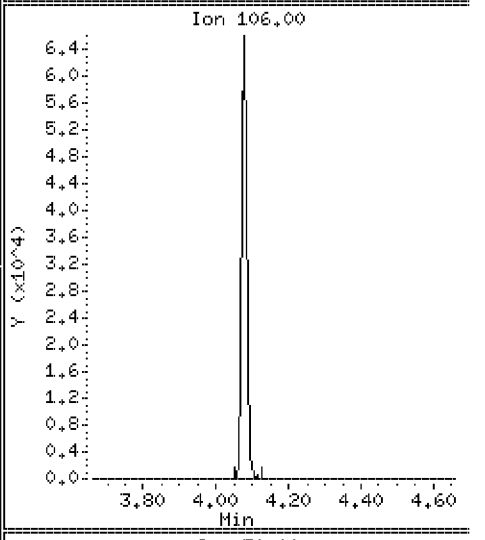

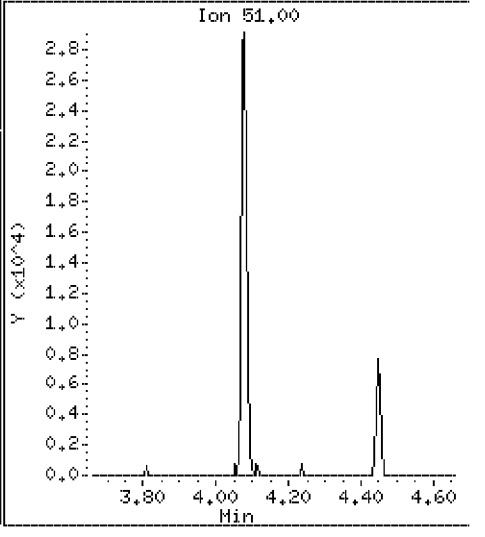

Data File: \\Svecd04\DD\chem\smsd03.i\S3042312.b\BSCAL2.D

Date : 23-APR-2012 15:55

Client ID: BSCAL2

Instrument: smsd03.i

Sample Info: 45938

Purge Volume: 1000.0

Operator: PEL

Column phase: HPMS-5

Column diameter: 0.25

25 Acetophenone

Concentration: 9.2 ug/l

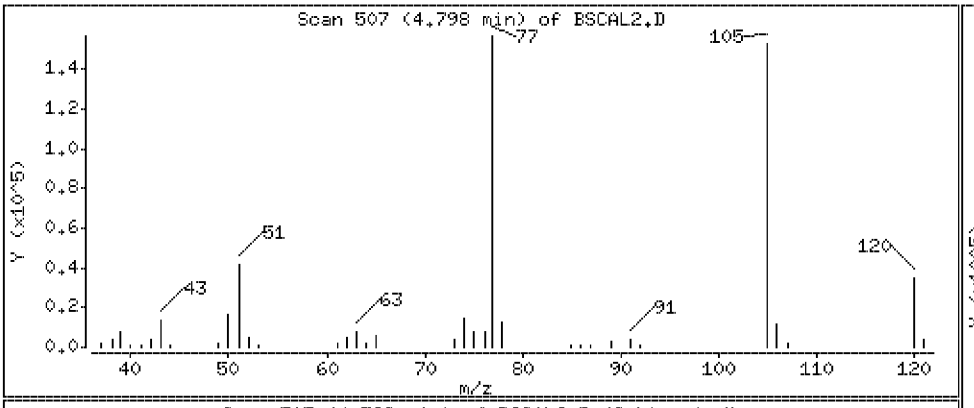

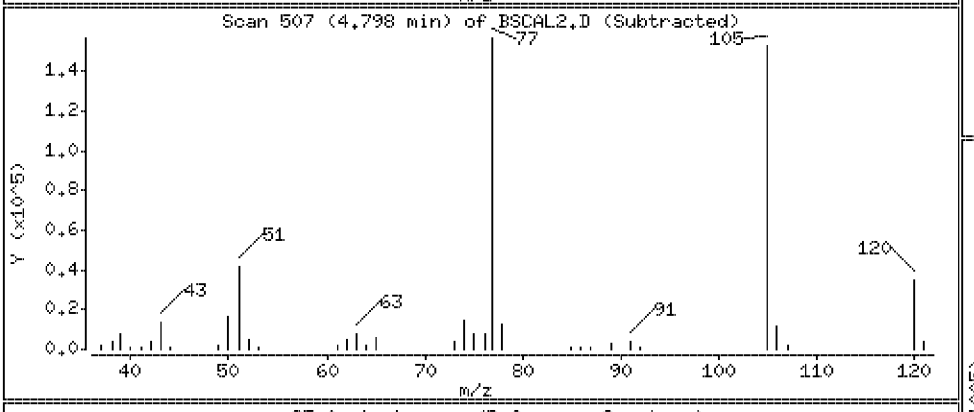

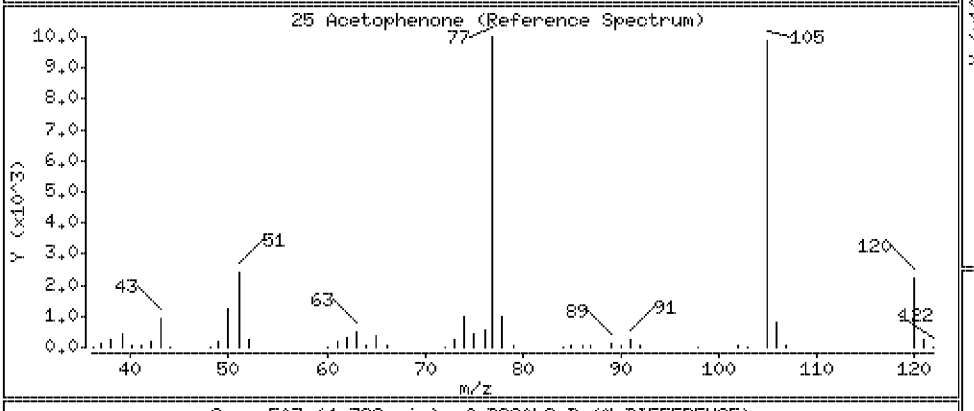

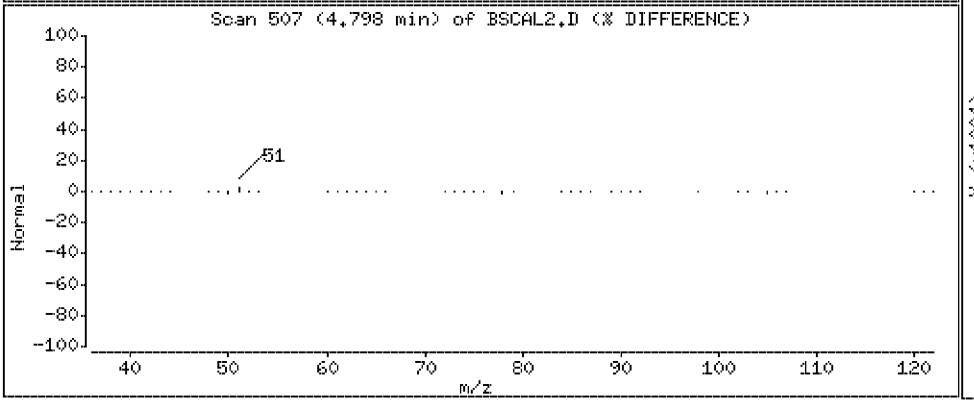

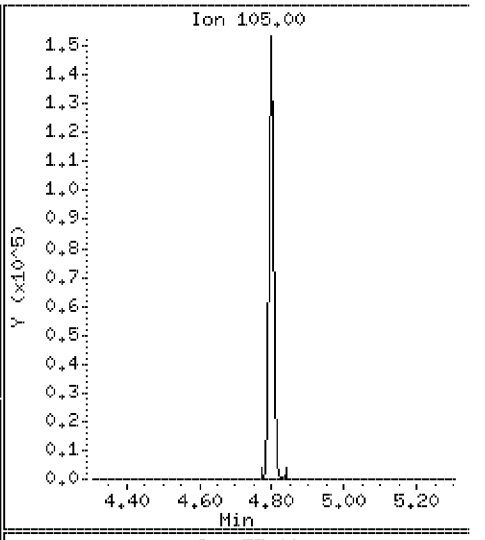

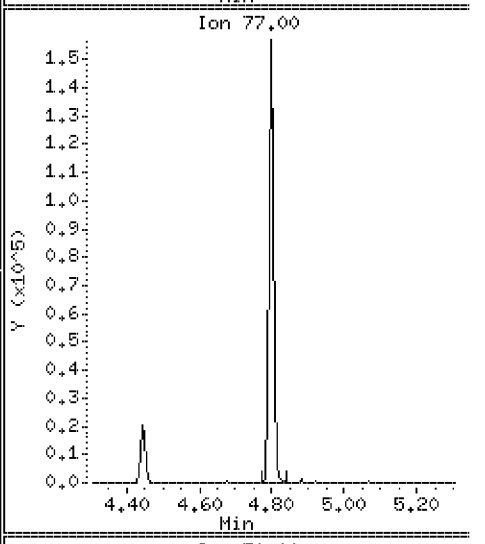

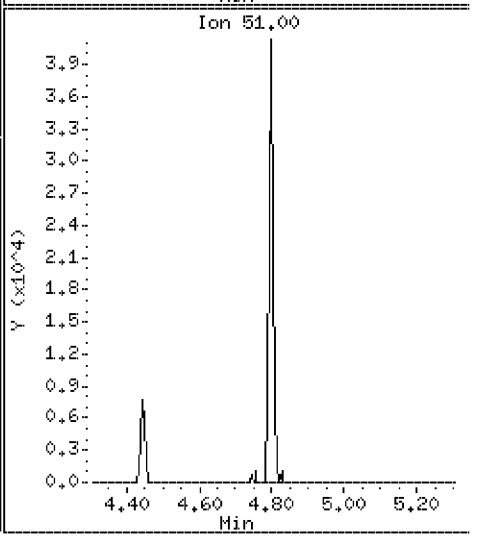

Data File: \\Svecd04\DD\chem\smsd03.i\S3042312.b\BSCAL2.D

Date : 23-APR-2012 15:55

Client ID: BSCAL2 Instrument: smsd03.i

Sample Info: 45938

Purge Volume: 1000.0 Operator: PEL

Column phase: HPMS-5 Column diameter: 0.25

50 Caprolactam Concentration: 10.6 ug/l

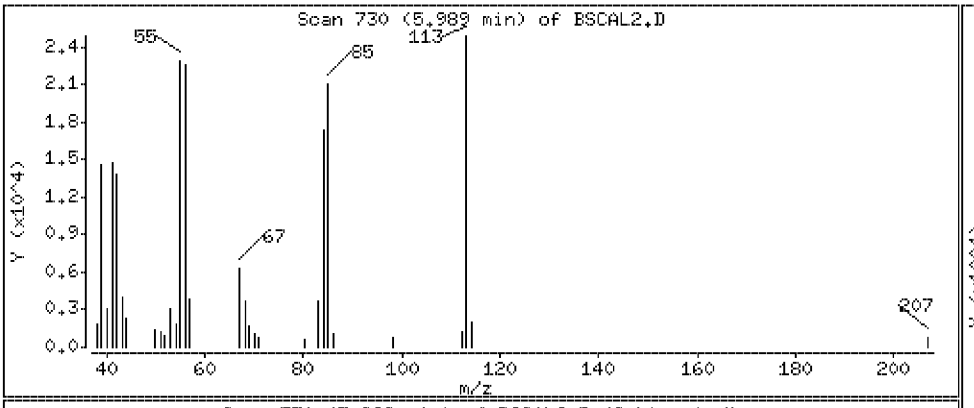

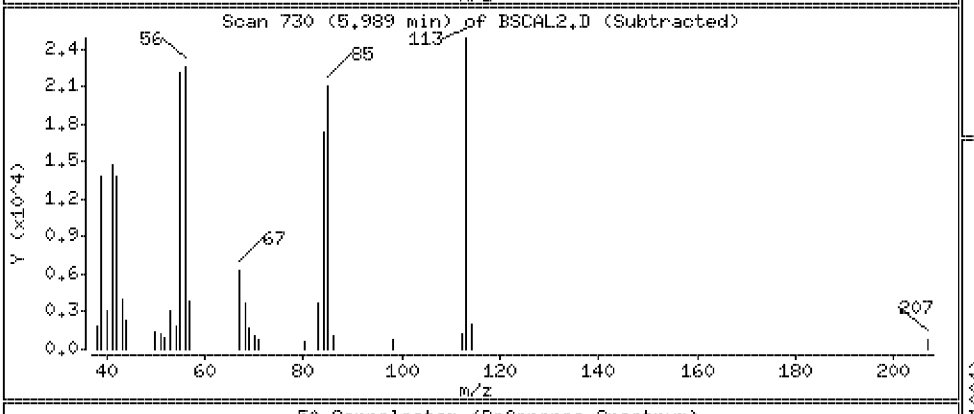

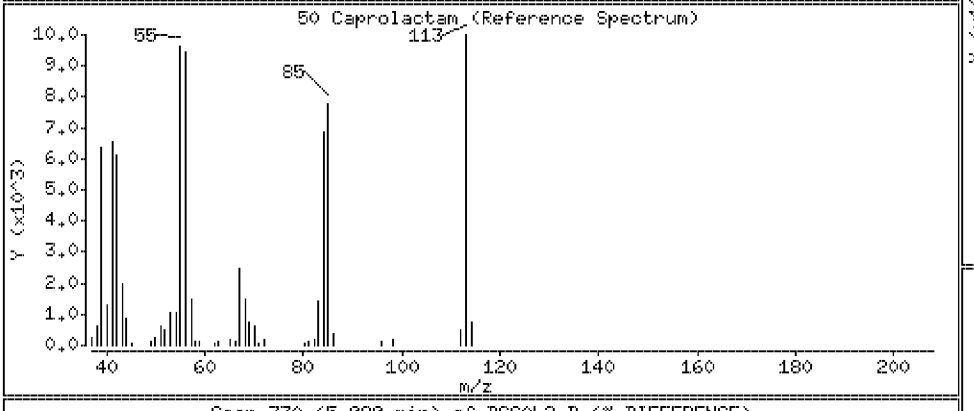

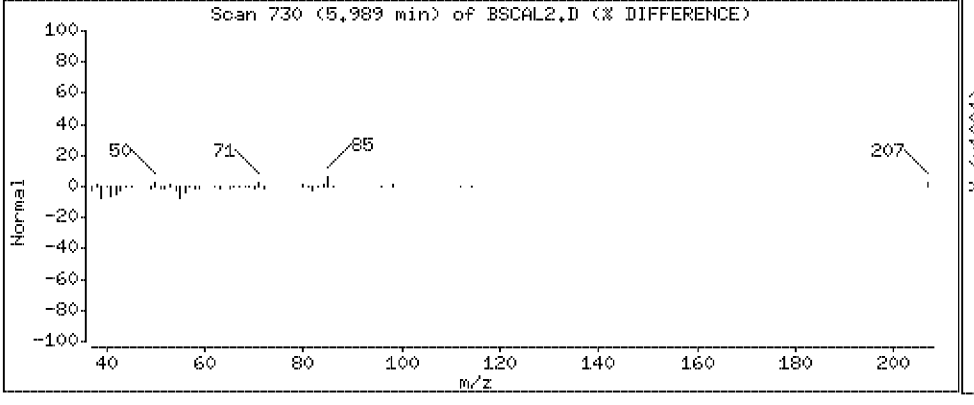

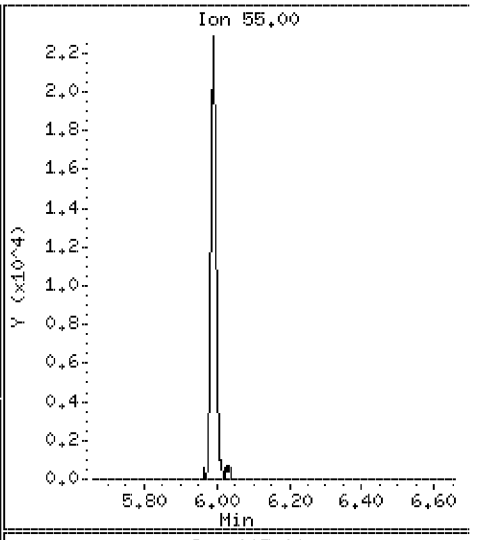

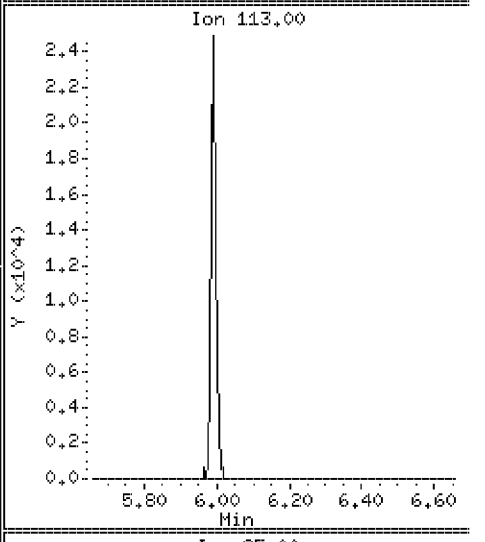

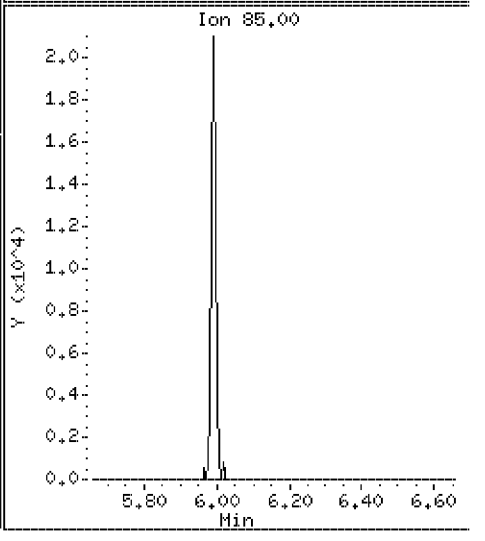

Data File: \\Svecd04\DD\chem\smsd03.i\S3042312.b\BSCAL2.D

Date : 23-APR-2012 15:55

Client ID: BSCAL2

Instrument: smsd03.i

Sample Info: 45938

Purge Volume: 1000.0

Operator: PEL

Column phase: HPMS-5

Column diameter: 0.25

61 1,1-Biphenyl

Concentration: 9.3 ug/l

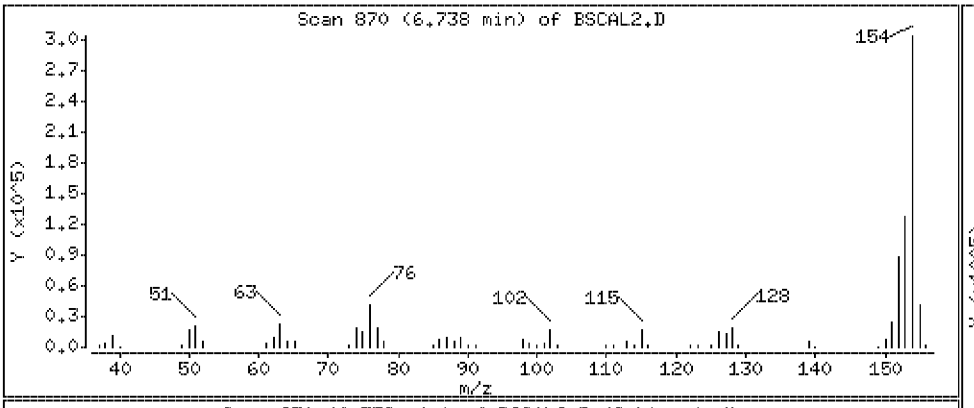

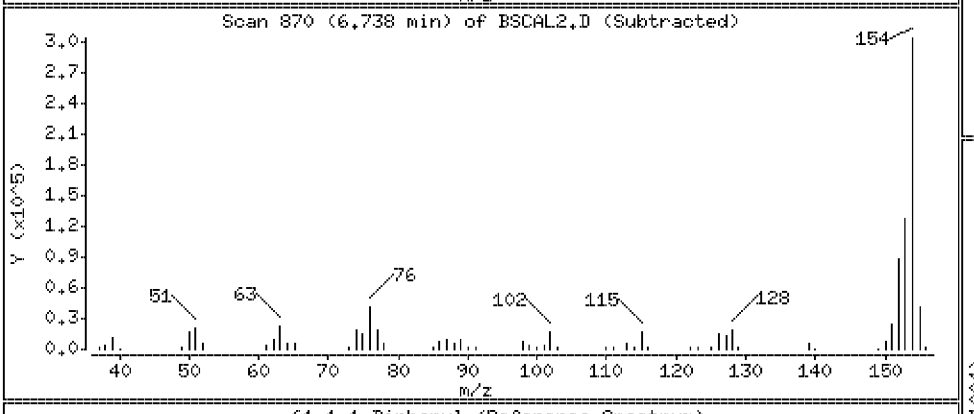

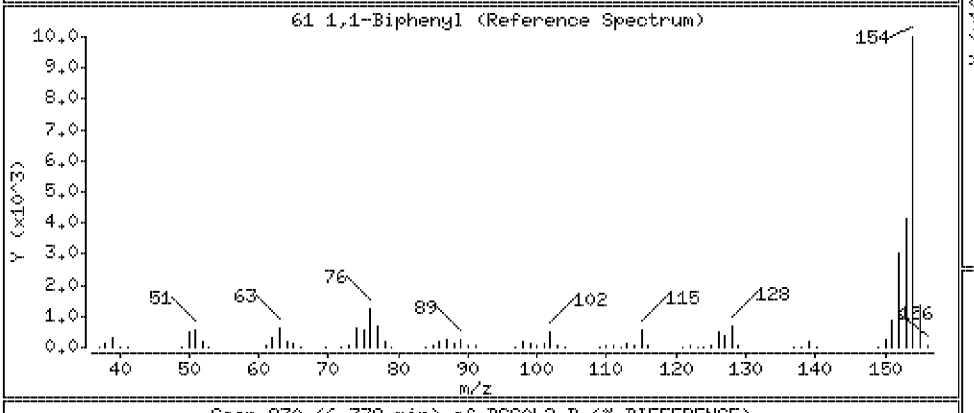

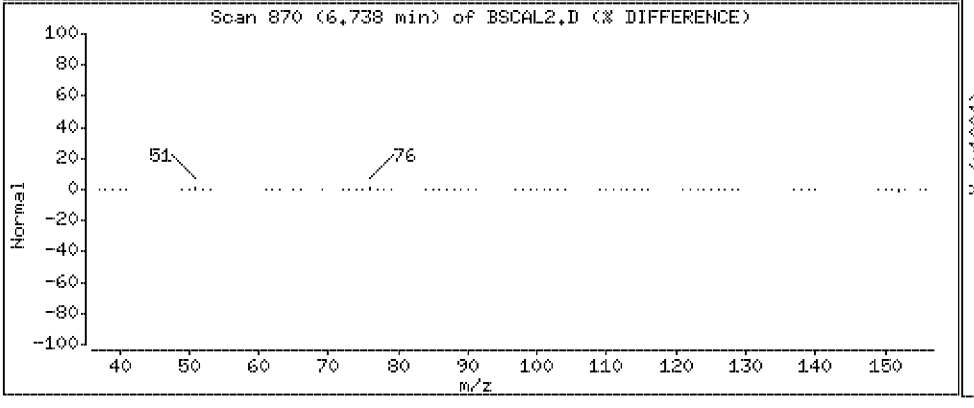

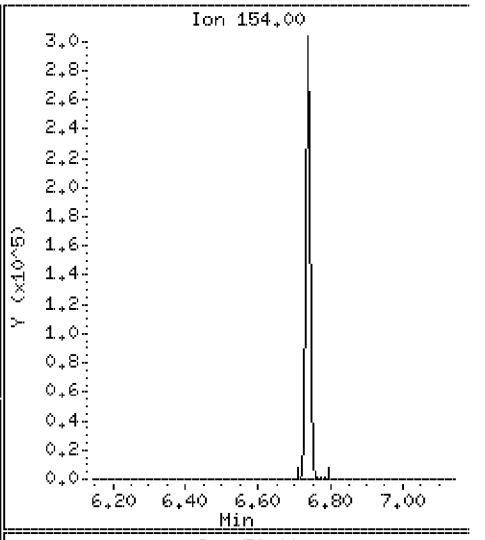

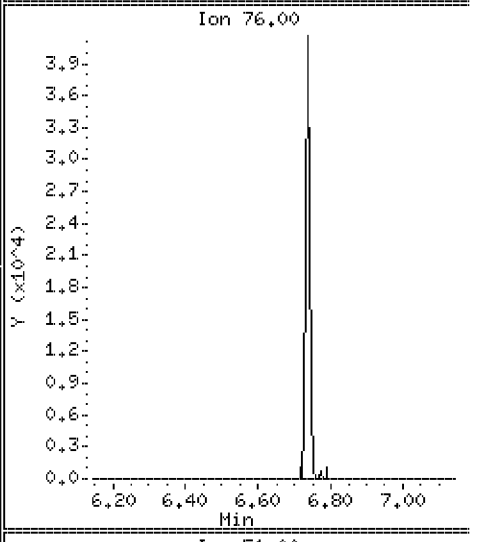

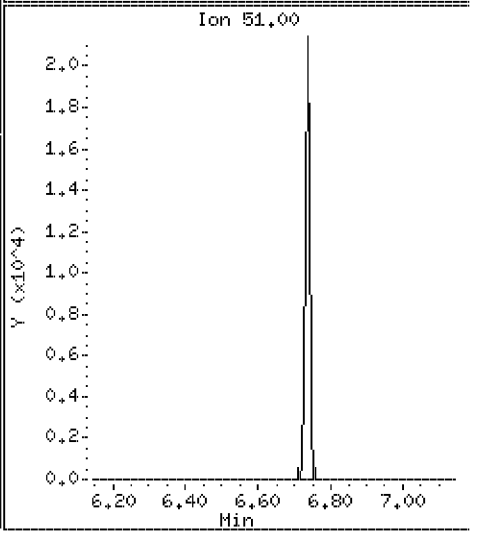

Data File: \\Svecd04\DD\chem\smsd03.i\S3042312.b\BSCAL2.D

Date : 23-APR-2012 15:55

Client ID: BSCAL2

Instrument: smsd03.i

Sample Info: 45938

Purge Volume: 1000.0

Operator: PEL

Column phase: HPMS-5

Column diameter: 0.25

95 Atrazine

Concentration: 9.1 ug/l

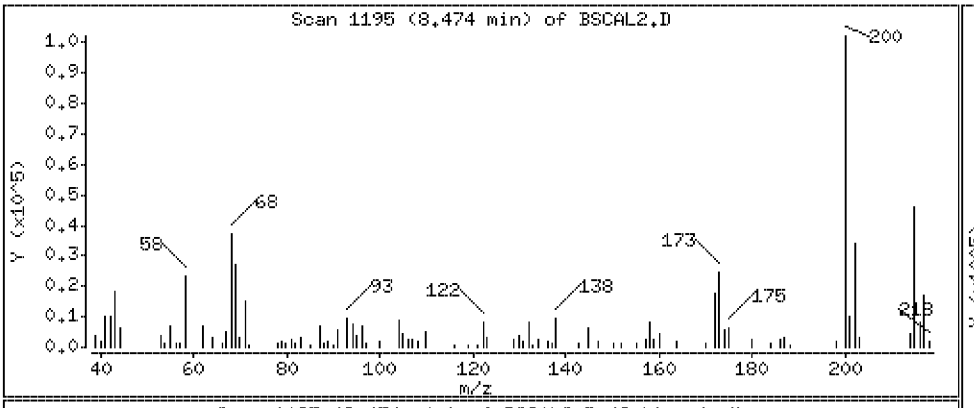

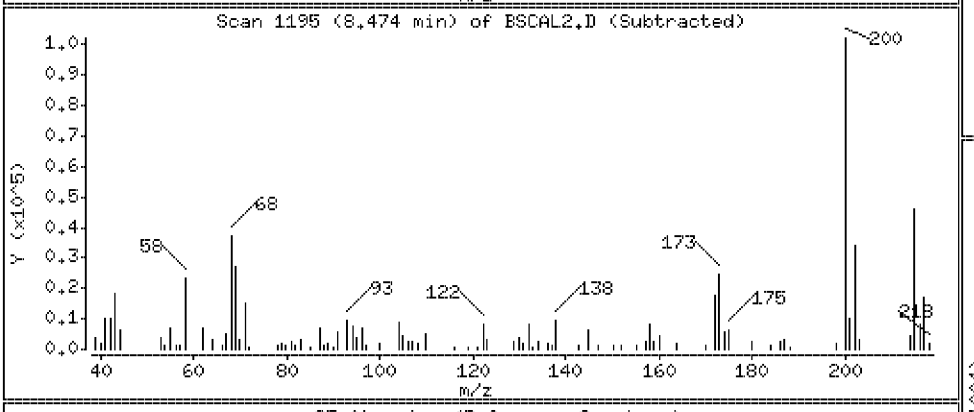

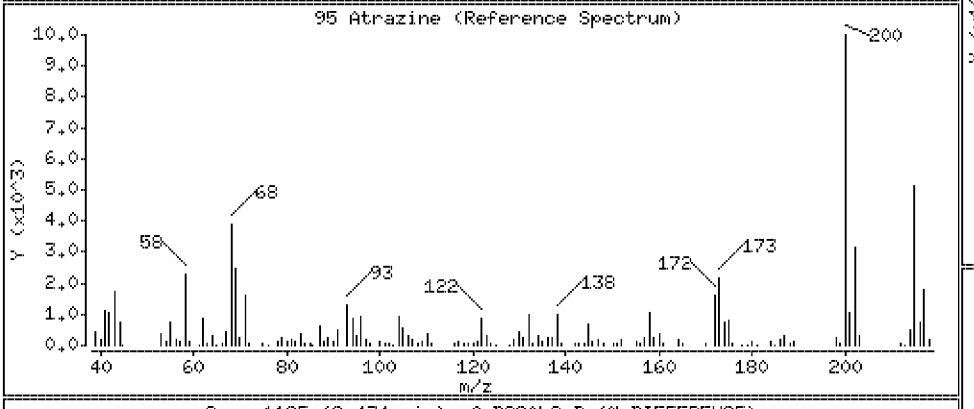

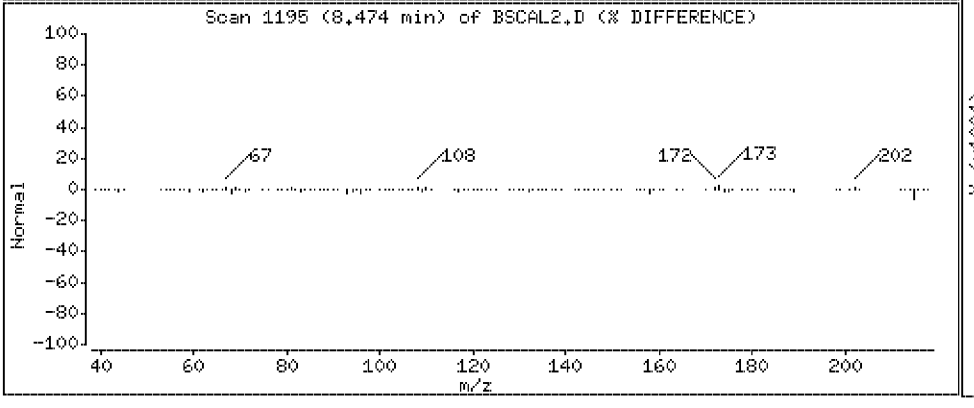

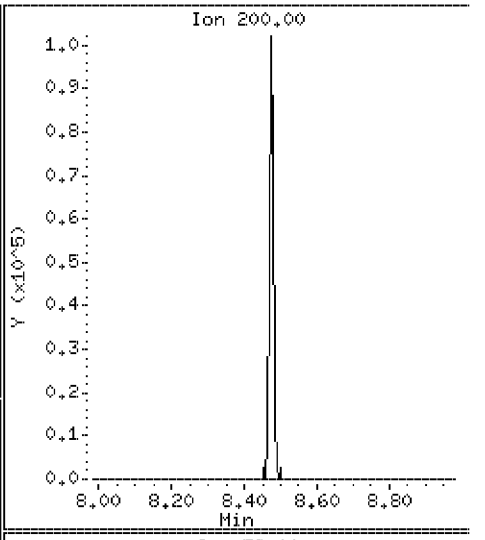

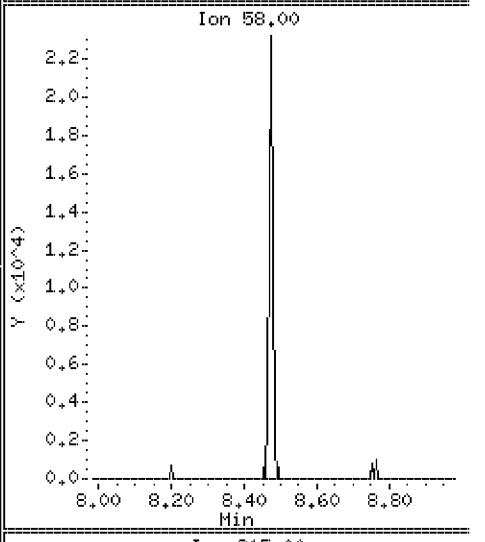

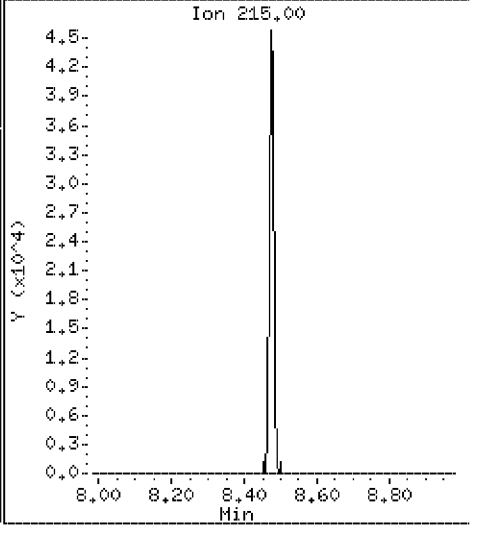

Data File: \\Svecd04\DD\chem\smsd03.i\S3042312.b\BSCAL2.D

Date : 23-APR-2012 15:55

Client ID: BSCAL2 Instrument: smsd03.i

Sample Info: 45938

Purge Volume: 1000.0 Operator: PEL

Column phase: HPMS-5 Column diameter: 0.25

110 Benzidine Concentration: 10.1 ug/l

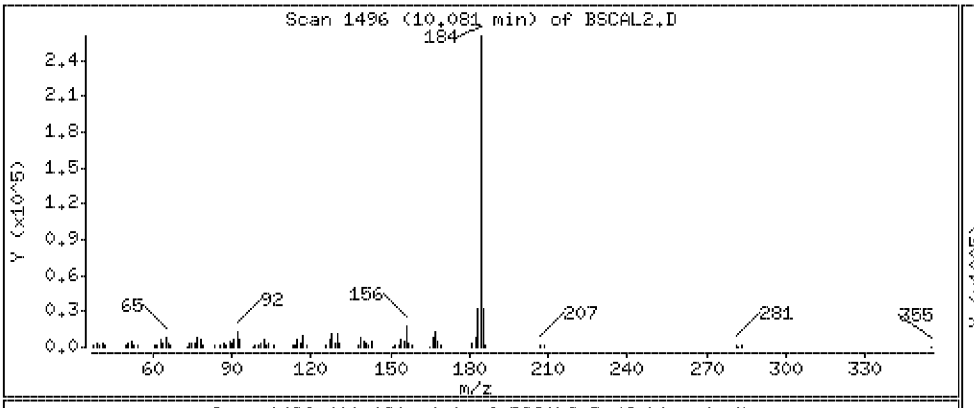

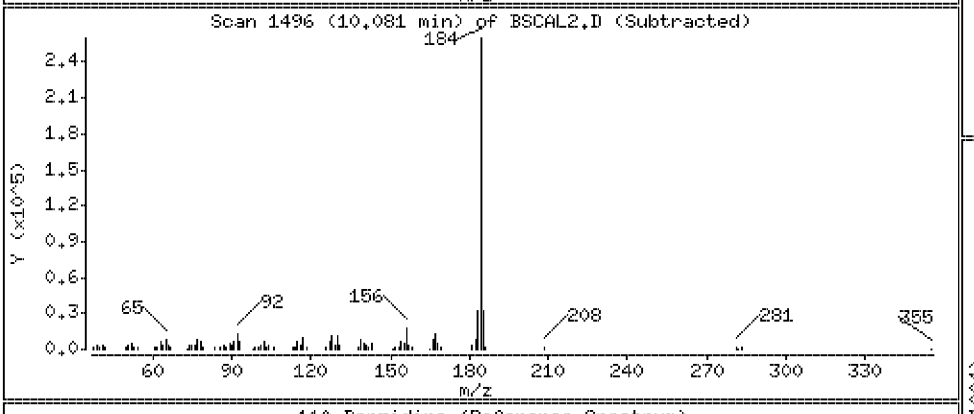

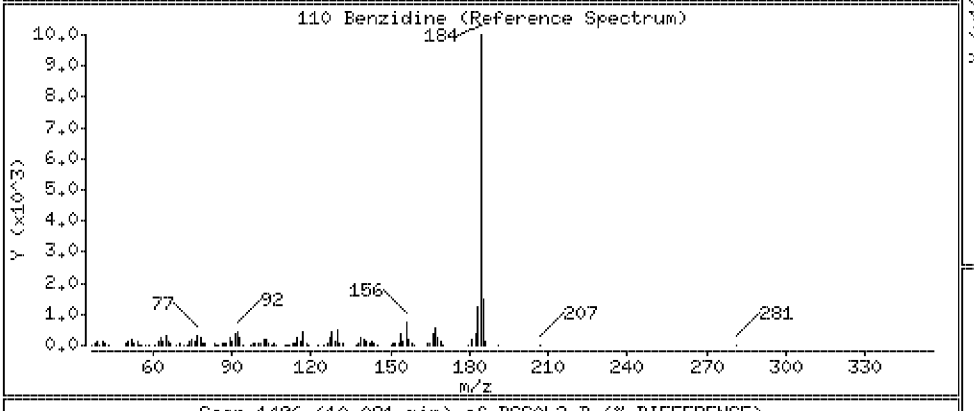

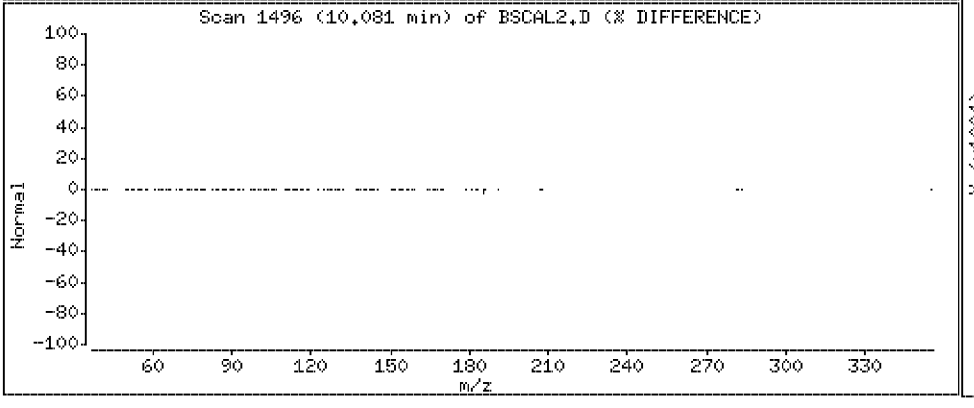

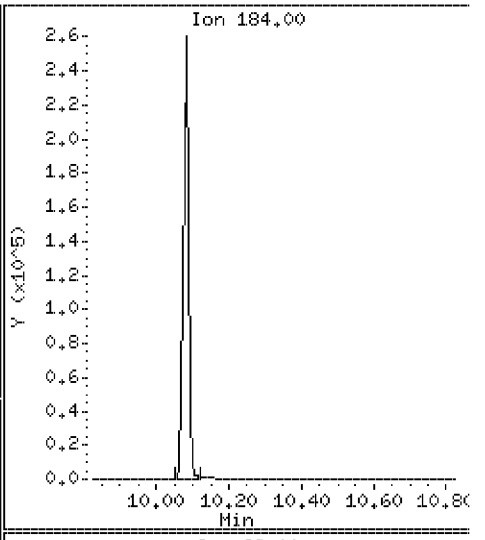

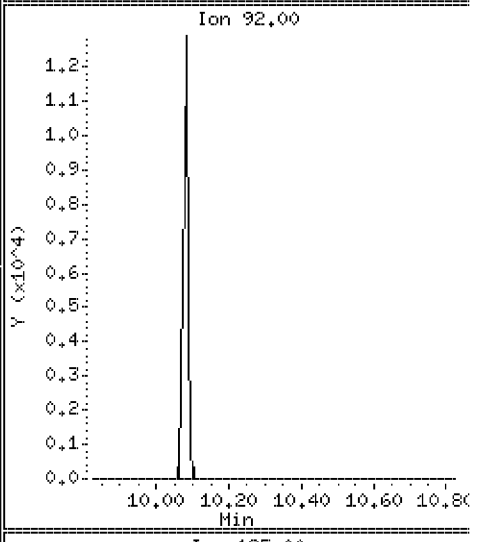

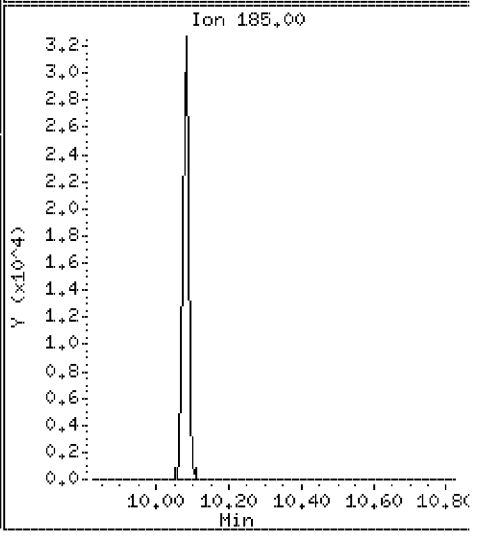

Data File: \\Svecd04\DD\chem\smsd03.i\S3042312.b\BSCAL2.D

Date : 23-APR-2012 15:55

Client ID: BSCAL2 Instrument: smsd03.i

Sample Info: 45938

Purge Volume: 1000.0 Operator: PEL

Column phase: HPMS-5 Column diameter: 0.25

122 3,3'-Dichlorobenzidine Concentration: 8.8 ug/l

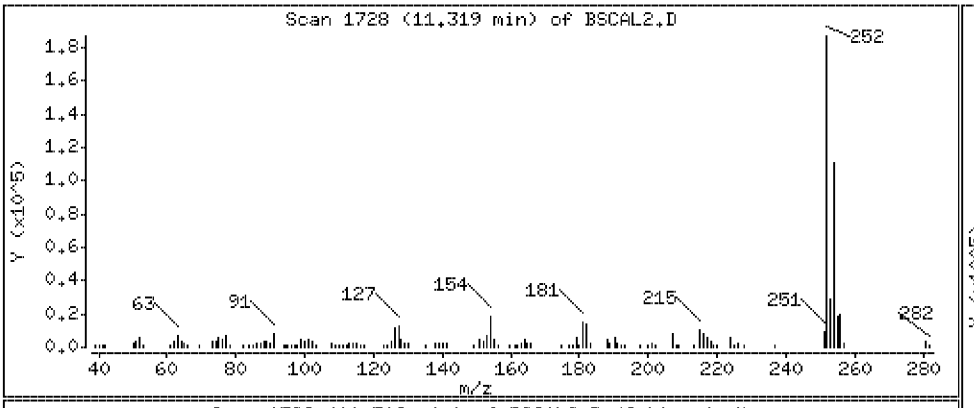

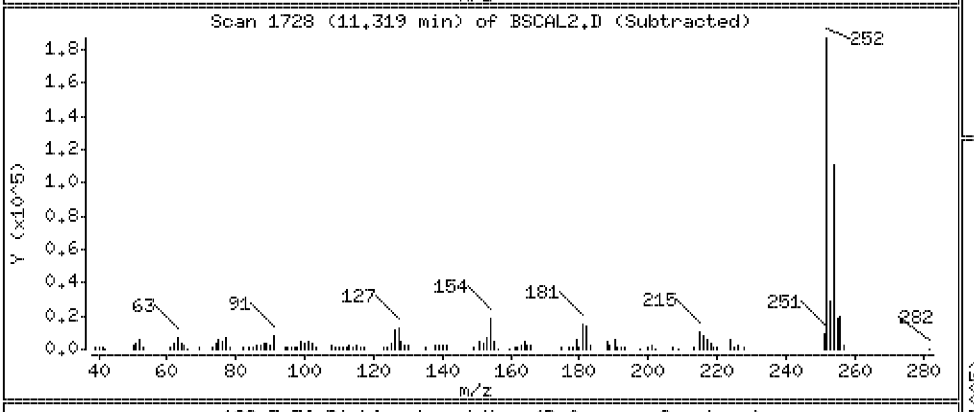

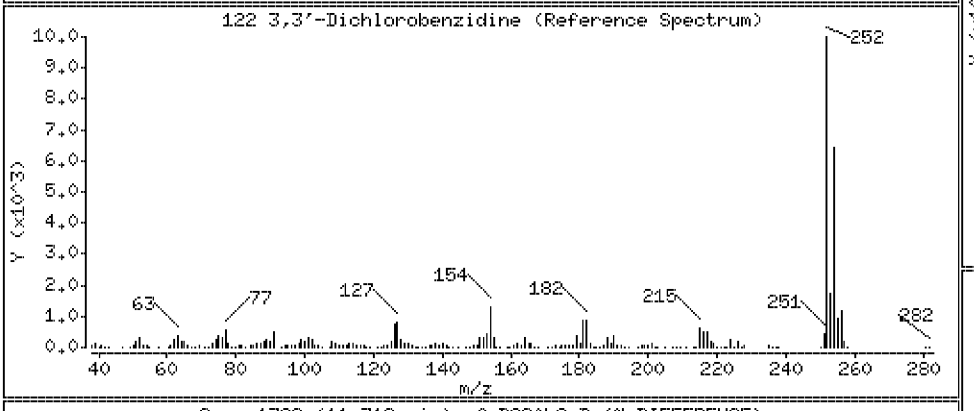

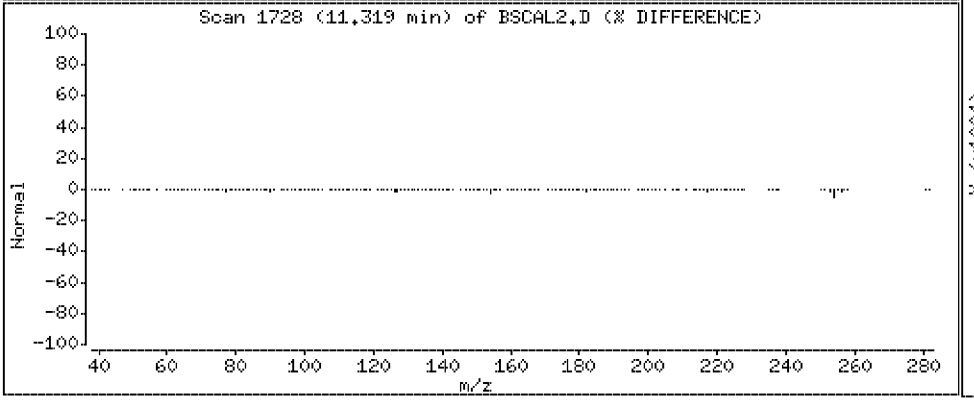

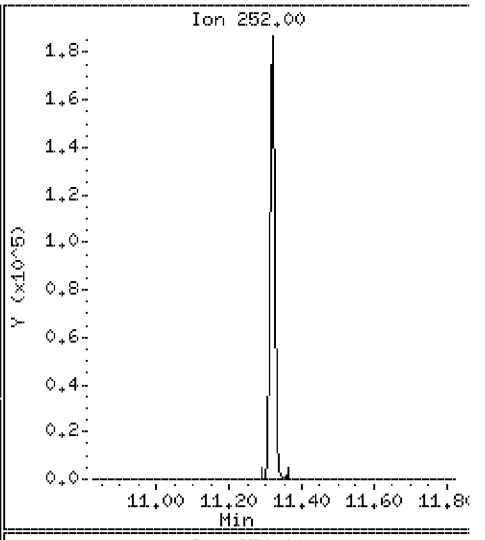

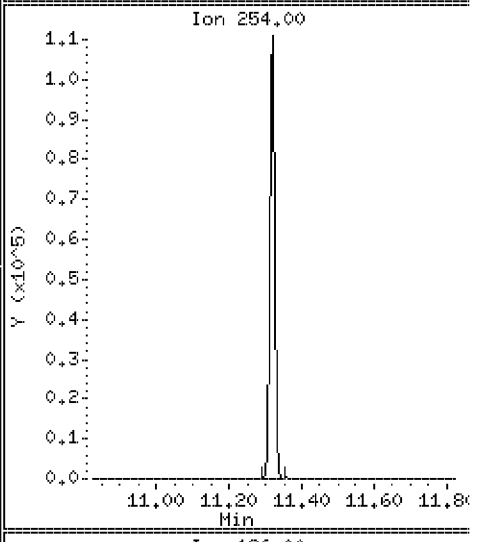

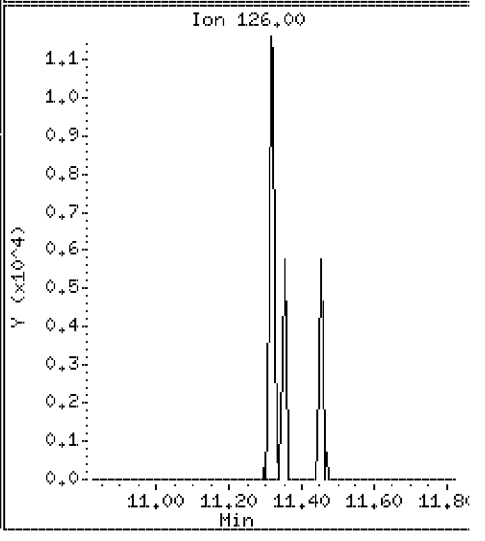

PEL Laboratories, Inc.

Data file : \\Svecd04\DD\chem\smsd03.i\S3042312.b\BSCAL1.D
Lab Smp Id: 45939 Client Smp ID: BSCAL1
Inj Date : 23-APR-2012 16:19 MS Autotune Date: 12-SEP-2011 18:58
Operator : PEL Inst ID: smsd03.i
Smp Info : 45939
Misc Info :
Comment :
Method : \\Svecd04\DD\chem\smsd03.i\S3042312.b\8270bcs.m
Meth Date : 25-Apr-2012 09:57 mjacobs Quant Type: ISTD
Cal Date : 23-APR-2012 16:19 Cal File: BSCAL1.D
Als bottle: 16 Calibration Sample, Level: 1
Dil Factor: 1.00000
Integrator: HP Genie Compound Sublist: BZSOWcal.sub
Target Version: 4.14 Sample Matrix: WATER

Concentration Formula: Amt * DF * (1/(Vo/1000))*Vf * CpndVariable

Name	Value	Description
DF	1.000	Dilution Factor
Vo	1000.000	Volume of sample extracted (mL)
Vf	1.000	Final Volume
Cpnd Variable		Local Compound Variable

RT	EXP RT	REL RT	MASS	RESPONSE	AMOUNTS CAL-AMT (ug/ml)	AMOUNTS ON-COL (ug/ml)	TARGET RANGE	RATIO
9 Benzaldehyde						CAS #: 100-52-7		
4.077	4.161	(0.917)	77	33098	4.00000	3.7	70.00- 130.00	100.00
4.077	4.161	(0.917)	106	24888			0.00- 30.92	75.19
4.077	4.161	(0.917)	51	13174			231.65- 291.65	39.80
* 18 1,4-Dichlorobenzene-d4						CAS #: 3855-82-1		
4.446	4.448	(1.000)	152	290319	40.0000		80.00- 120.00	100.00
4.446	4.448	(1.000)	115	183612			32.20- 92.20	63.24
4.446	4.448	(1.000)	150	444678			139.77- 199.77	153.17
25 Acetophenone						CAS #: 98-86-2		
4.799	4.807	(0.856)	105	53869	4.00000	3.7	70.00- 130.00	100.00
4.798	4.807	(0.856)	77	52483			4410.01-4470.01	97.43
4.798	4.807	(0.856)	51	12247			1262.06-1322.06	22.73
* 43 Naphthalene-d8						CAS #: 1146-65-2		
5.607	5.610	(1.000)	136	958135	40.0000		80.00- 120.00	100.00
5.606	5.610	(1.000)	68	51642			0.00- 35.51	5.39
50 Caprolactam						CAS #: 105-60-2		
5.986	6.158	(1.068)	55	7159	4.00000	5.7	70.00- 130.00	100.00
5.985	6.158	(1.067)	113	8136			106.52- 166.52	113.65

RT	EXP RT	REL RT	MASS	RESPONSE	AMOUNTS CAL-AMT (ug/ml)	AMOUNTS ON-COL (ug/ml)	TARGET RANGE	RATIO
50 Caprolactam (continued)								
5.985	6.158	(1.067)	85	5804			55.05- 115.05	81.07
61 1,1-Biphenyl						CAS #: 92-52-4		
6.738	6.642	(0.923)	154	97571	4.00000	3.7	70.00- 130.00	100.00(a)
6.738	6.642	(0.923)	76	10414			1762.39-1822.39	10.67
6.738	6.642	(0.923)	51	5747			1618.22-1678.22	5.89
* 70 Acenaphthene-d10						CAS #: 15067-26-2		
7.303	7.305	(1.000)	164	656639	40.0000		80.00- 120.00	100.00
7.303	7.305	(1.000)	162	628301			64.73- 124.73	95.68
7.303	7.305	(1.000)	160	285124			12.46- 72.46	43.42
95 Atrazine						CAS #: 1912-24-9		
8.474	8.479	(0.968)	200	30056	4.00000	3.5	80.00- 120.00	100.00(a)
8.472	8.479	(0.967)	58	6113			0.00- 52.18	20.34
8.472	8.479	(0.967)	215	14500			22.24- 82.24	48.24
* 100 Phenanthrene-d10						CAS #: 1517-22-2		
8.758	8.761	(1.000)	188	1264260	40.0000		80.00- 120.00	100.00
8.757	8.761	(1.000)	94	73165			0.00- 36.35	5.79
8.757	8.761	(1.000)	80	94952			0.00- 37.82	7.51
110 Benzidine						CAS #: 92-87-5		
10.079	10.322	(0.888)	184	81460	4.00000	3.4	70.00- 130.00	100.00(a)
10.077	10.322	(0.888)	92	3660			36.43- 96.43	4.49
10.078	10.322	(0.888)	185	11322			0.00- 47.46	13.90
122 3,3'-Dichlorobenzidine						CAS #: 91-94-1		
11.317	11.321	(0.997)	252	61832	4.00000	3.4	80.00- 120.00	100.00(a)
11.317	11.321	(0.997)	254	39120			34.83- 94.83	63.27
11.316	11.321	(0.997)	126	3322			0.00- 37.08	5.37
* 121 Chrysene-d12						CAS #: 1719-03-5		
11.354	11.359	(1.000)	240	1581839	40.0000		80.00- 120.00	100.00
11.352	11.359	(1.000)	120	84949			0.00- 36.38	5.37
11.354	11.359	(1.000)	236	419010			0.00- 57.06	26.49
* 130 Perylene-d12						CAS #: 1520-96-3		
12.682	12.682	(1.000)	264	1603770	40.0000		80.00- 120.00	100.00
12.682	12.682	(1.000)	260	393778			0.00- 54.80	24.55
12.681	12.682	(1.000)	265	367098			0.00- 53.39	22.89

QC Flag Legend

a - Target compound detected but, quantitated amount
Below Limit Of Quantitation(BLOQ).

Data File: \\Svecd04\DD\chem\smsd03.i\S3042312.b\BSCAL1.D
Date : 23-APR-2012 16:19
Client ID: BSCAL1
Sample Info: 45939
Purge Volume: 1000.0
Column phase: HPMS-5

Instrument: smsd03.i
Operator: PEL
Column diameter: 0.25

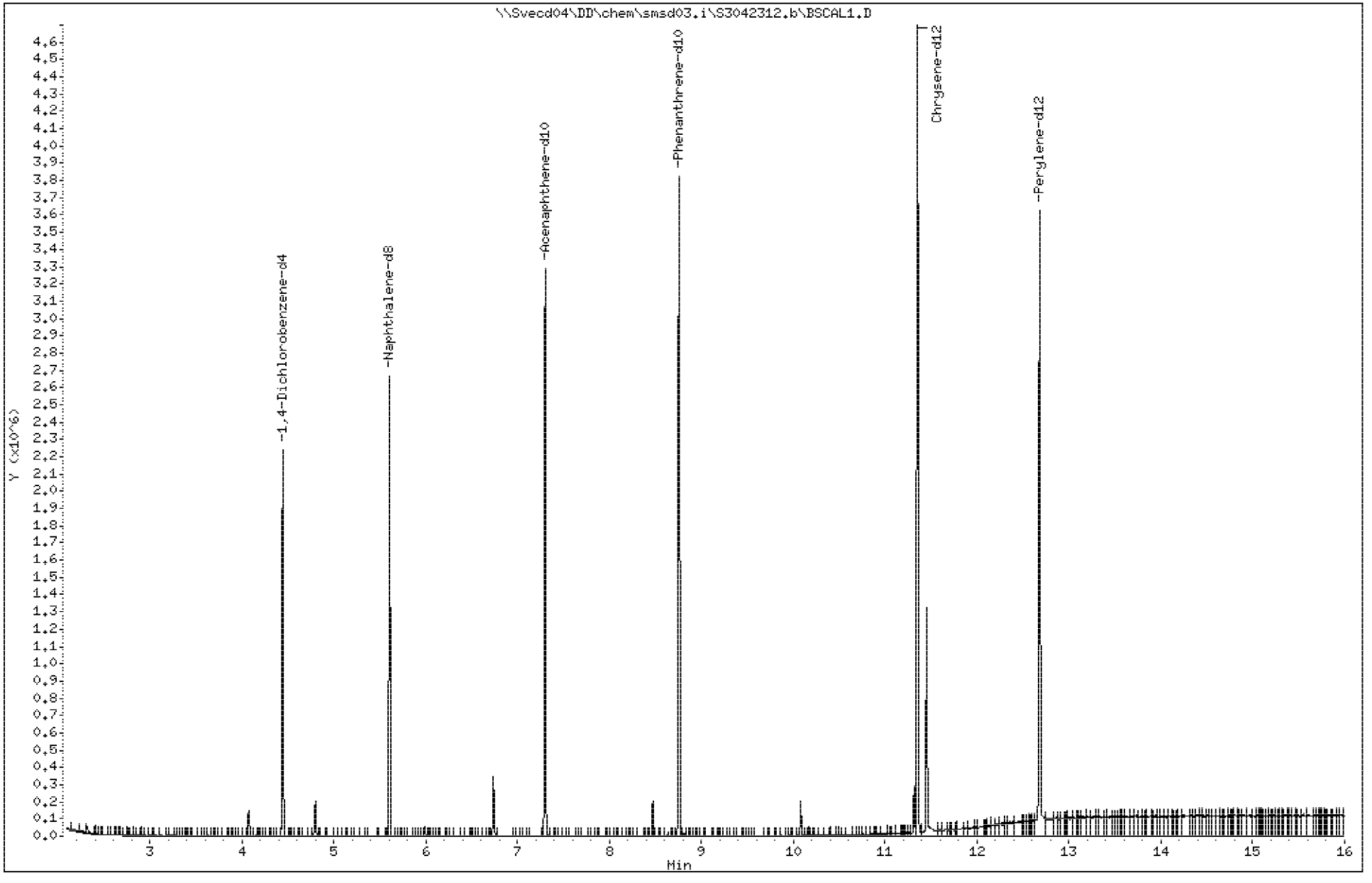

1304

3505892

Data File: \\Svecd04\DD\chem\smsd03.i\S3042312.b\BSCAL1.D

Date : 23-APR-2012 16:19

Client ID: BSCAL1 | Instrument: smsd03.i

Sample Info: 45939

Purge Volume: 1000.0 | Operator: PEL

Column phase: HPMS-5 | Column diameter: 0.25

9 Benzaldehyde | Concentration: 3.7 ug/l

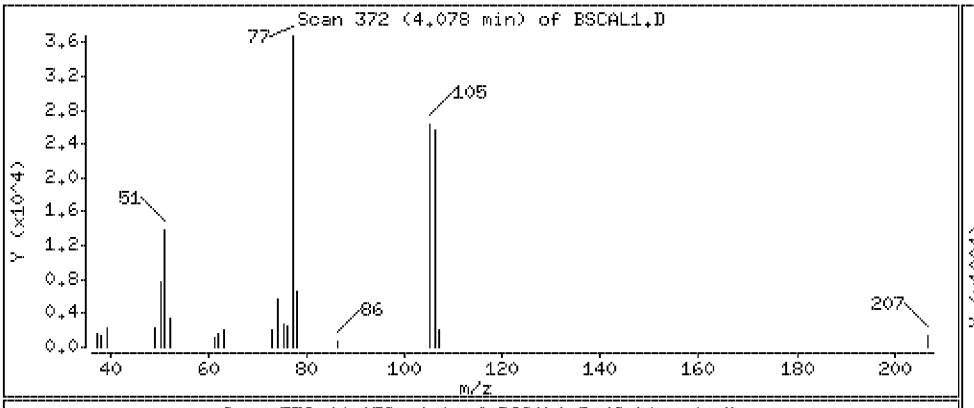

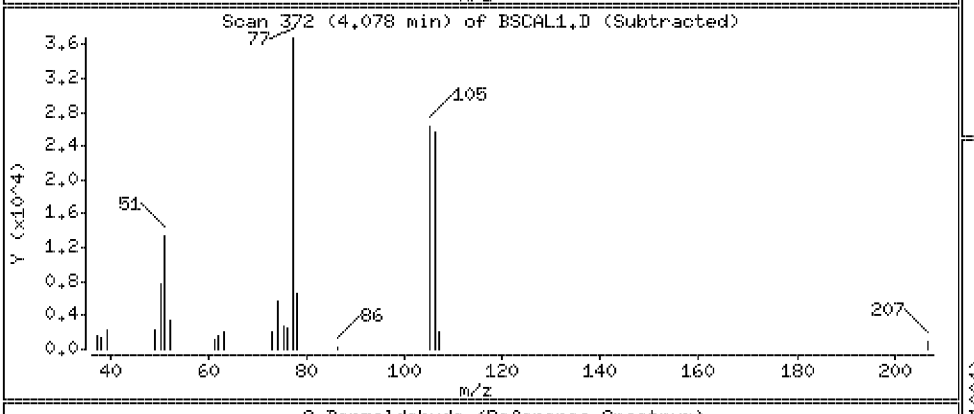

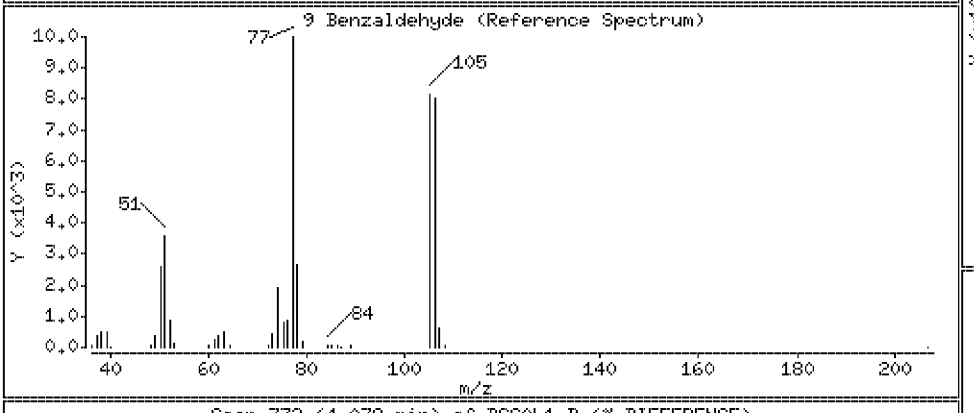

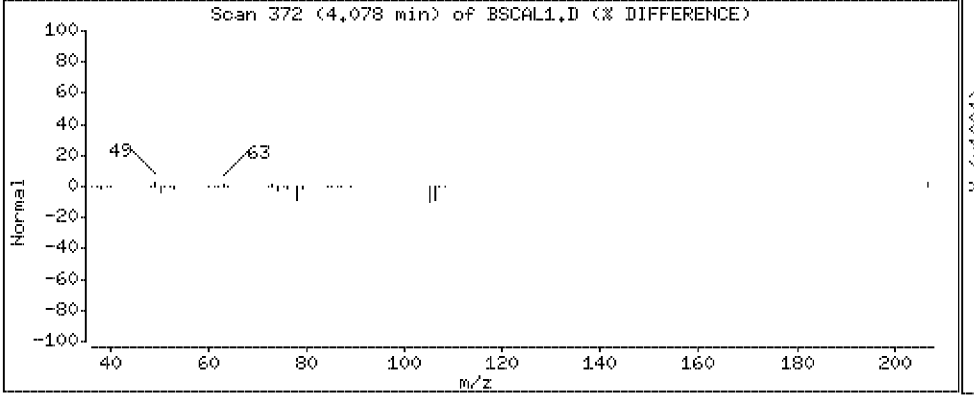

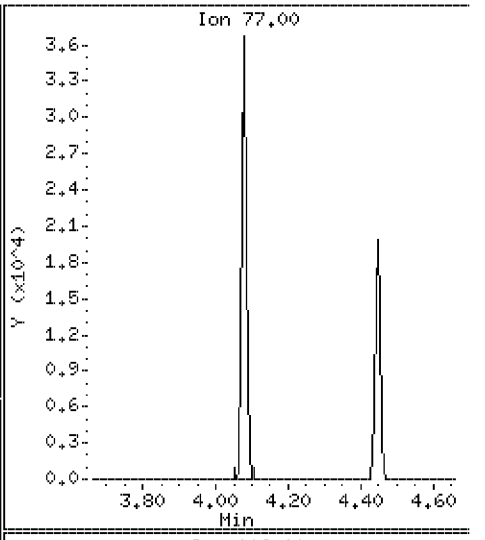

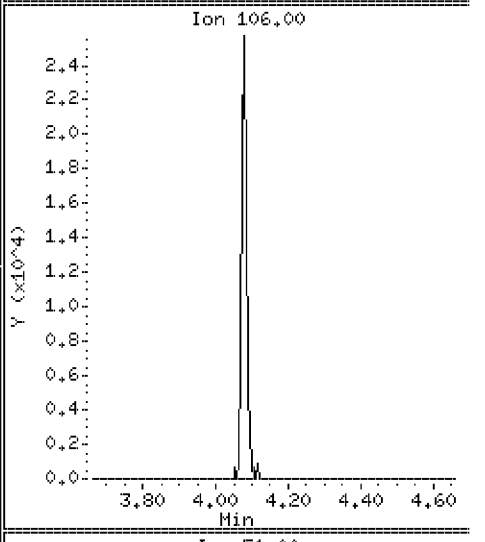

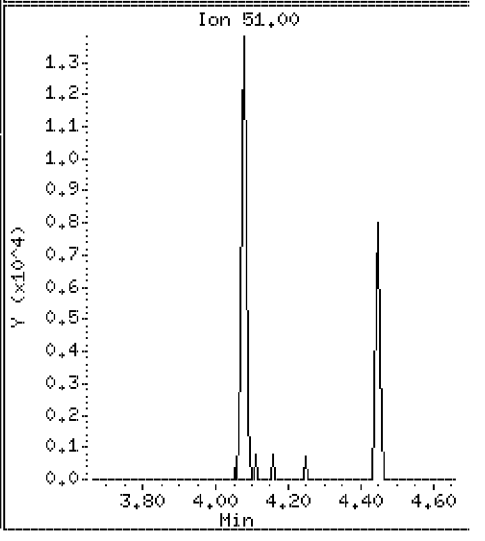

Data File: \\Svecd04\DD\chem\smsd03.i\S3042312.b\BSCAL1.D

Date : 23-APR-2012 16:19

Client ID: BSCAL1

Instrument: smsd03.i

Sample Info: 45939

Purge Volume: 1000.0

Operator: PEL

Column phase: HPMS-5

Column diameter: 0.25

25 Acetophenone

Concentration: 3.7 ug/l

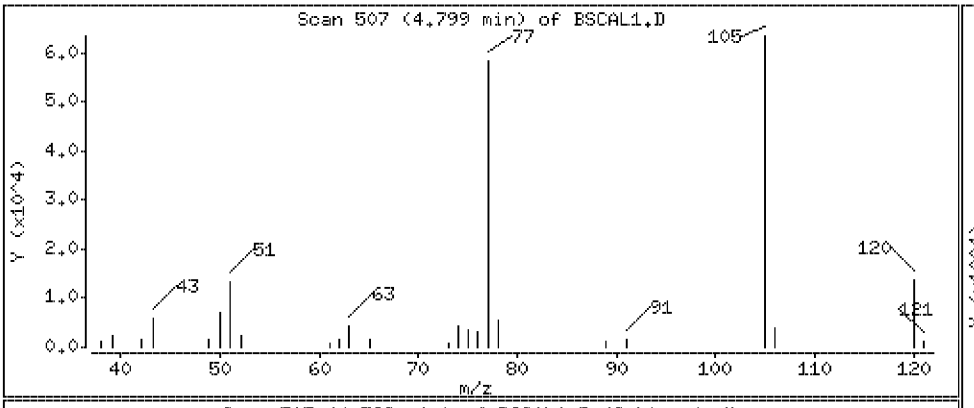

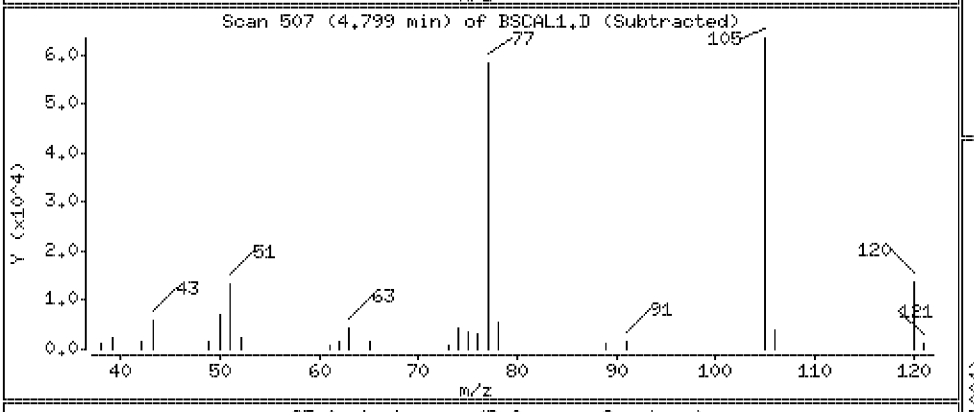

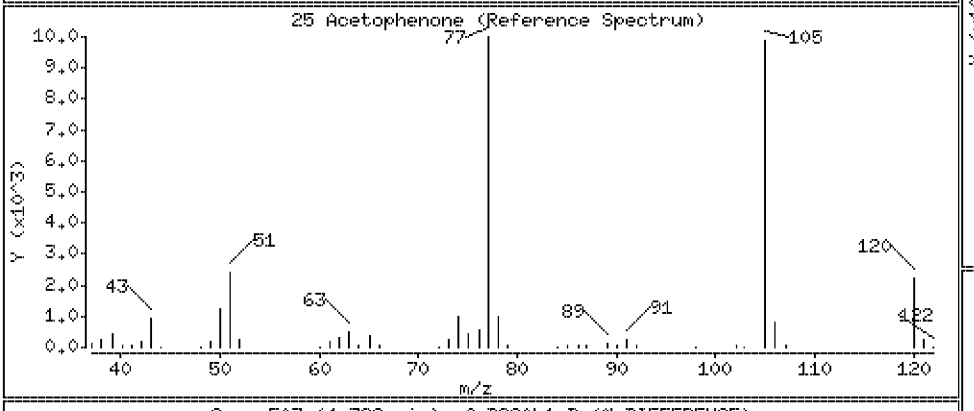

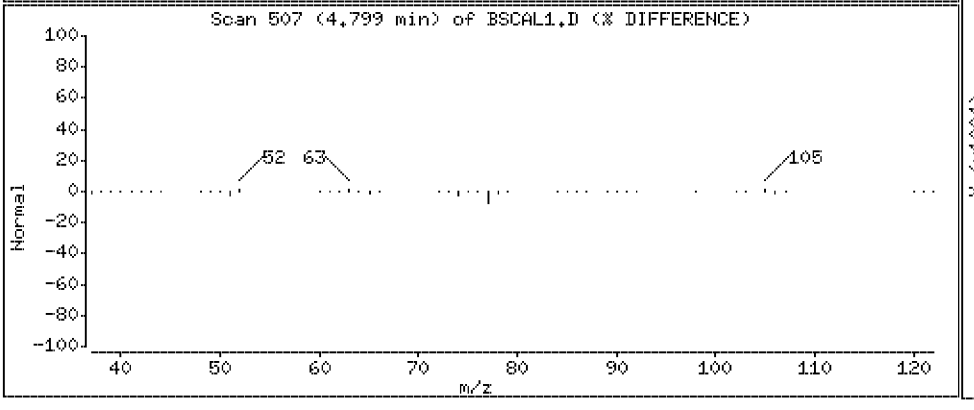

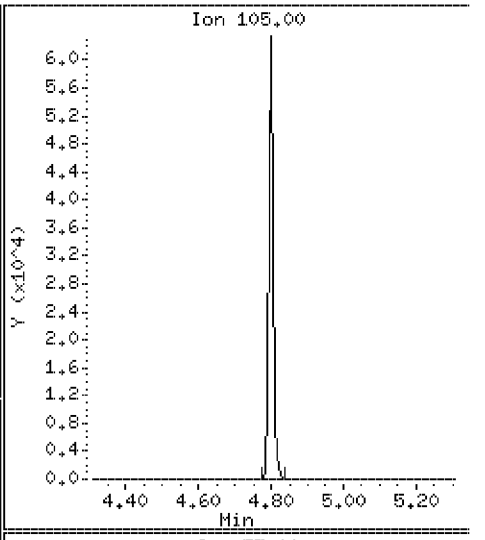

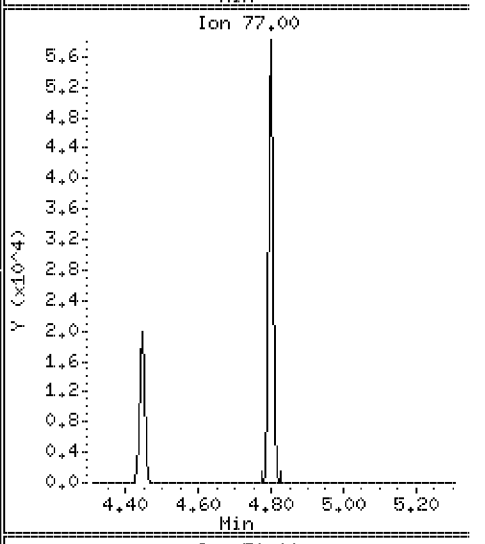

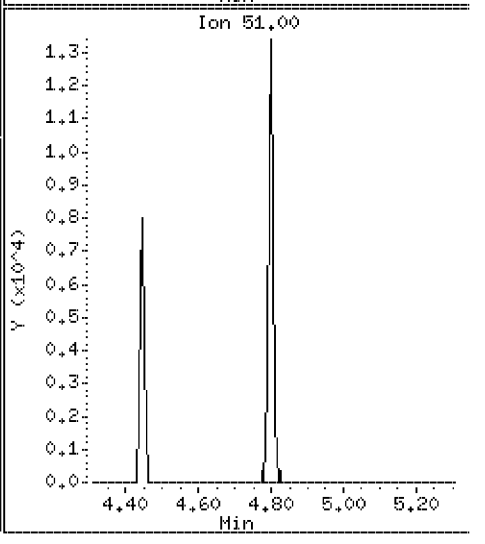

Data File: \\Svecd04\DD\chem\smsd03.i\S3042312.b\BSCAL1.D

Date : 23-APR-2012 16:19

Client ID: BSCAL1

Instrument: smsd03.i

Sample Info: 45939

Purge Volume: 1000.0

Operator: PEL

Column phase: HPMS-5

Column diameter: 0.25

50 Caprolactam

Concentration: 5.7 ug/l

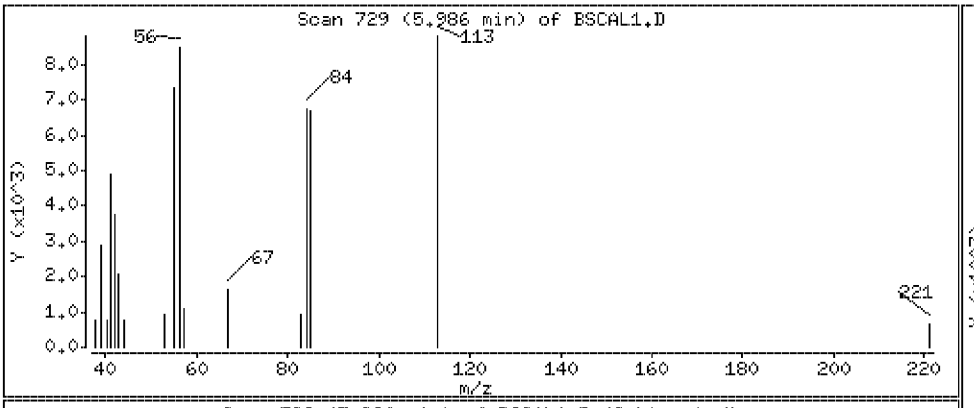

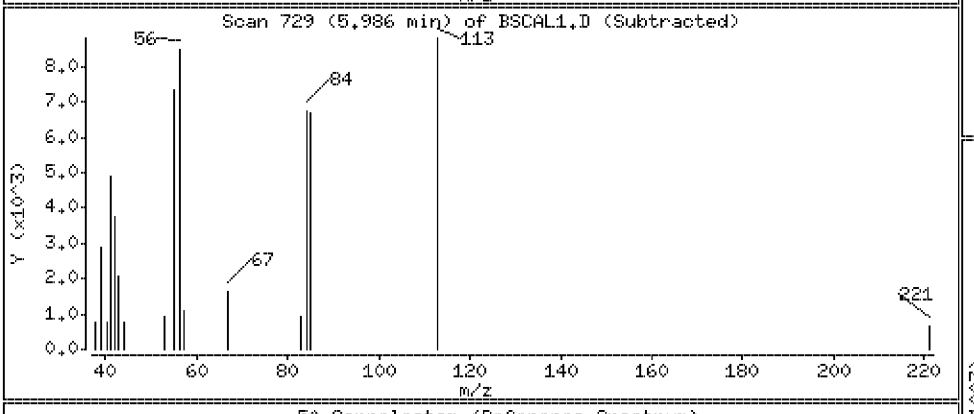

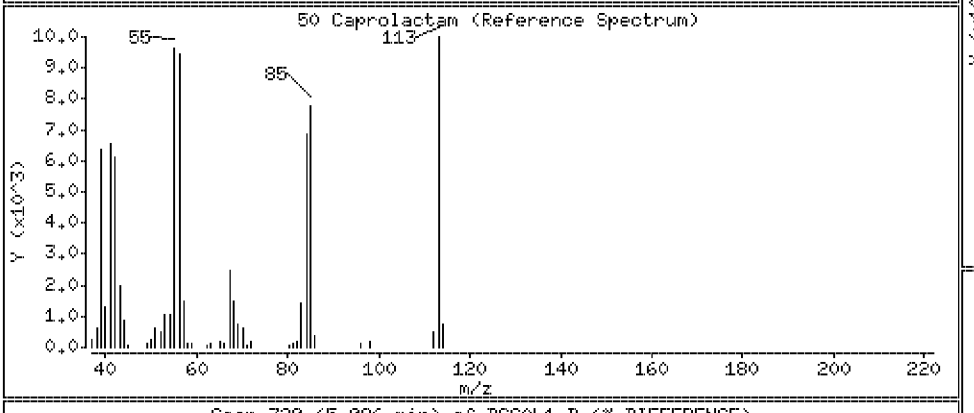

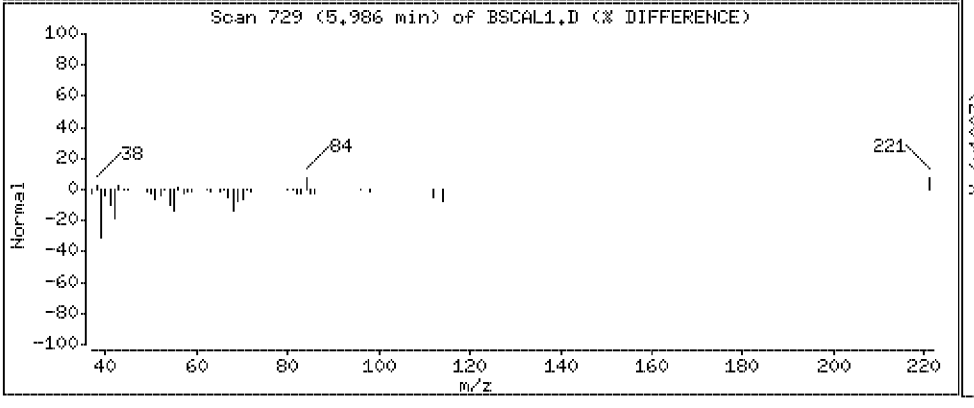

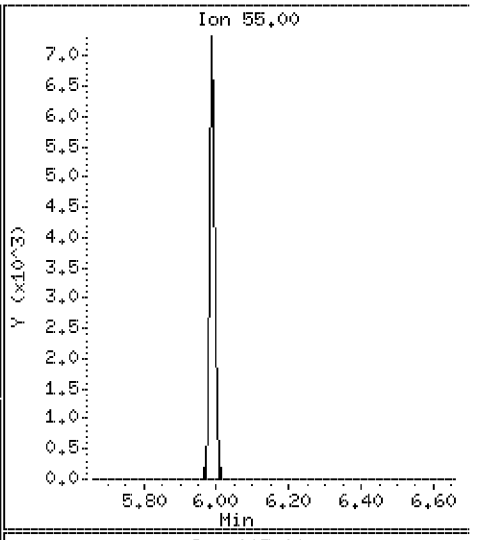

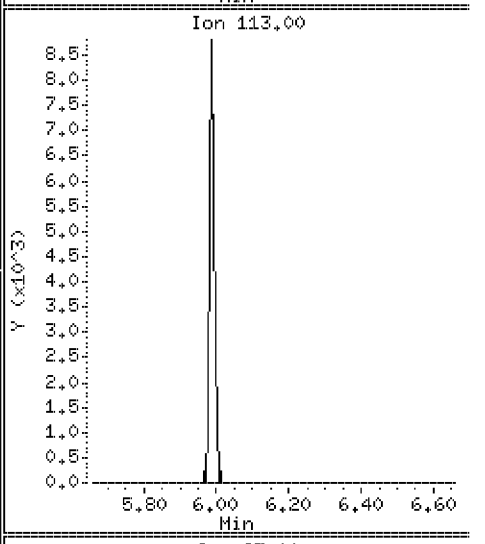

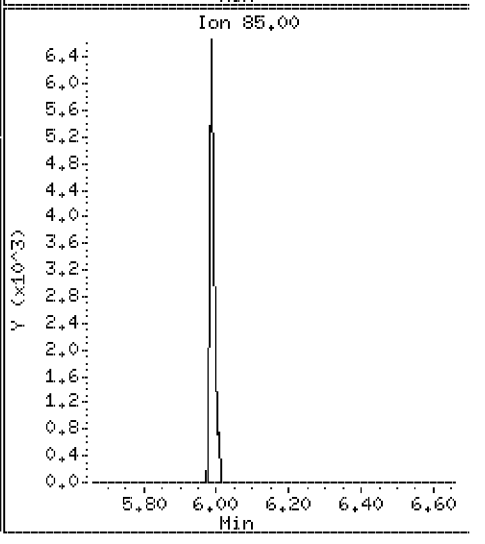

Data File: \\Svecd04\DD\chem\smsd03.i\S3042312.b\BSCAL1.D

Date : 23-APR-2012 16:19

Client ID: BSCAL1

Instrument: smsd03.i

Sample Info: 45939

Purge Volume: 1000.0

Operator: PEL

Column phase: HPMS-5

Column diameter: 0.25

61 1,1-Biphenyl

Concentration: 3.7 ug/l

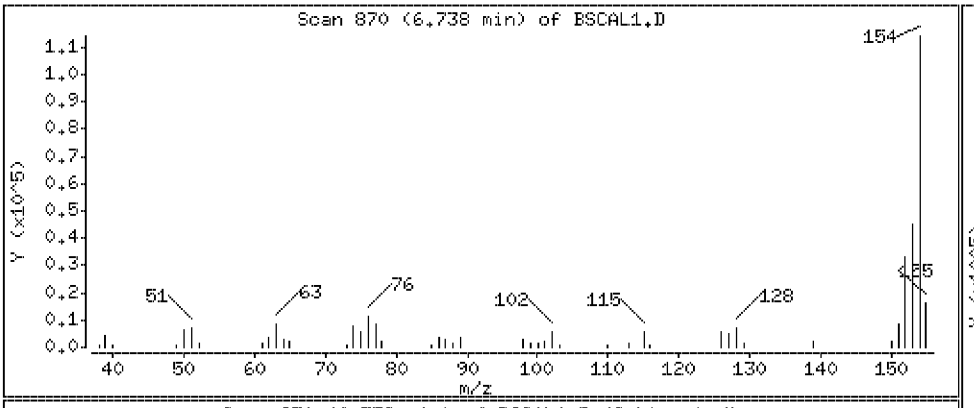

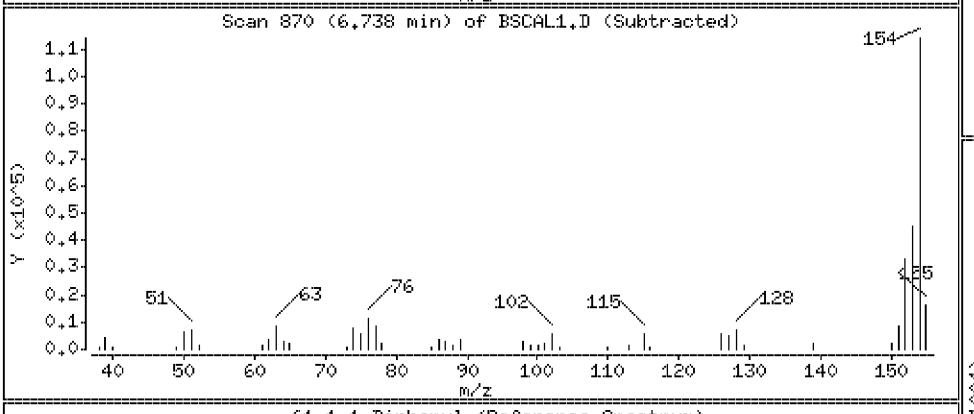

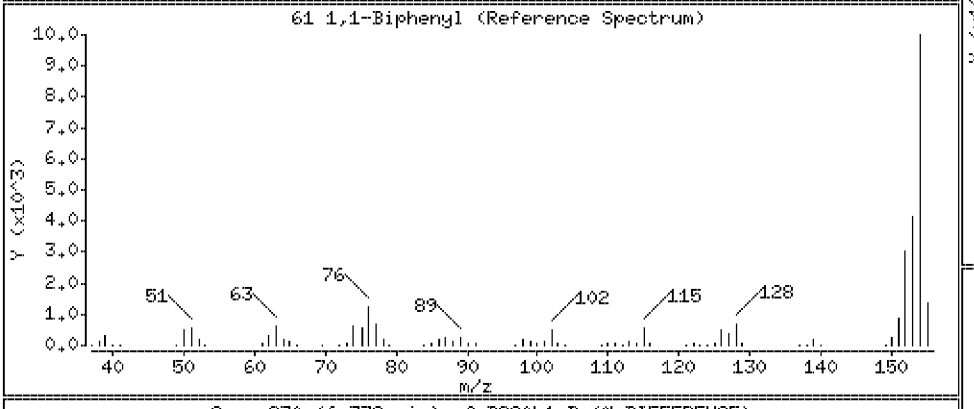

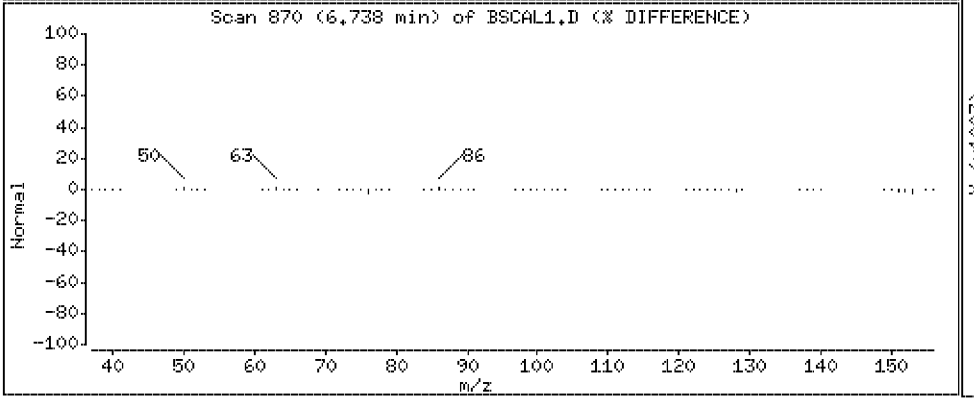

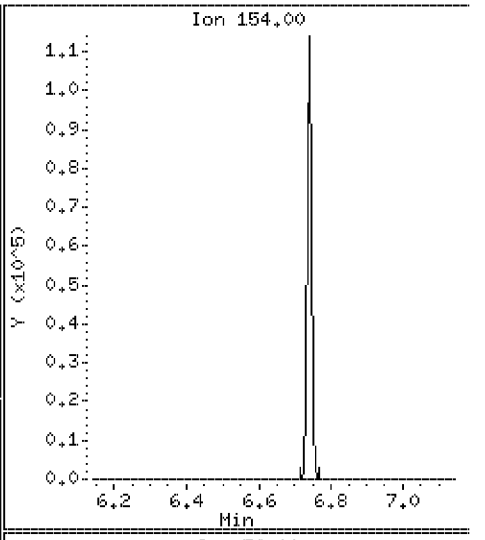

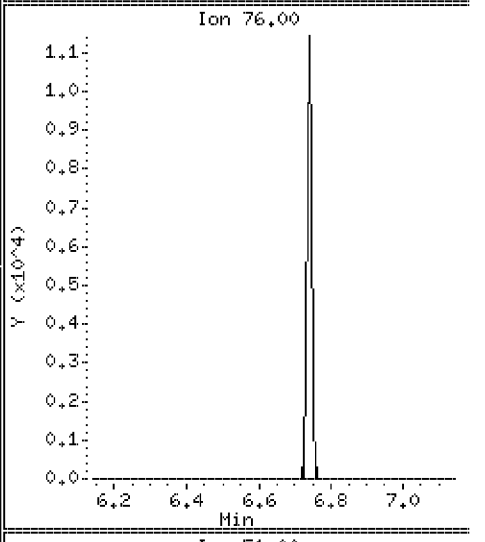

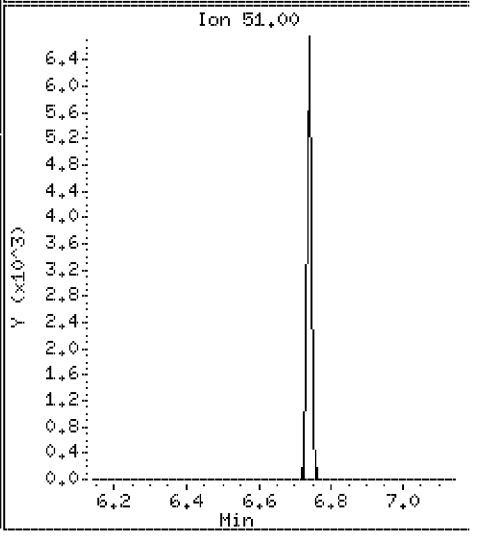

Data File: \\Svecd04\DD\chem\smsd03.i\S3042312.b\BSCAL1.D

Date : 23-APR-2012 16:19

Client ID: BSCAL1

Instrument: smsd03.i

Sample Info: 45939

Purge Volume: 1000.0

Operator: PEL

Column phase: HPMS-5

Column diameter: 0.25

95 Atrazine

Concentration: 3.5 ug/l

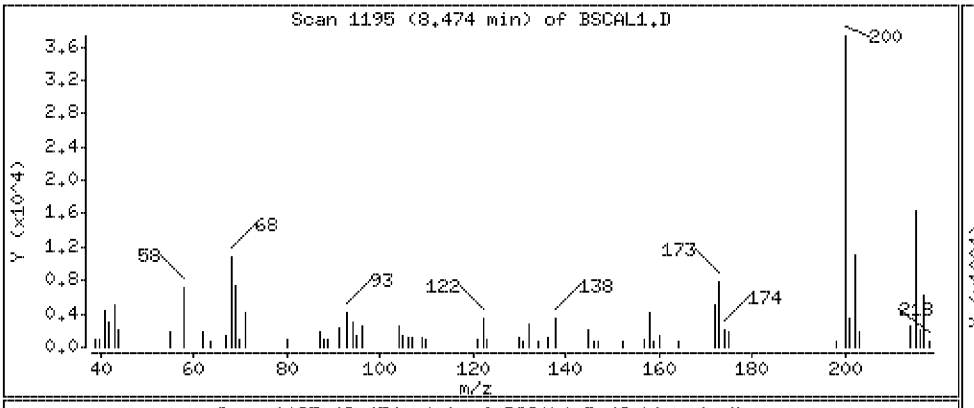

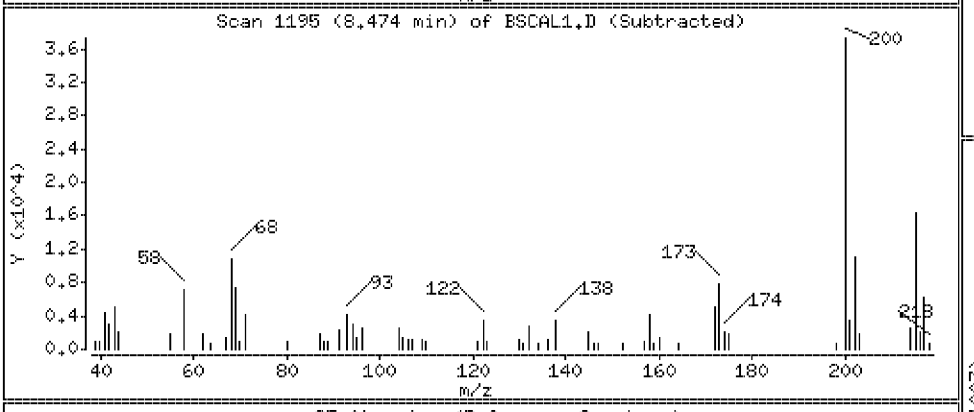

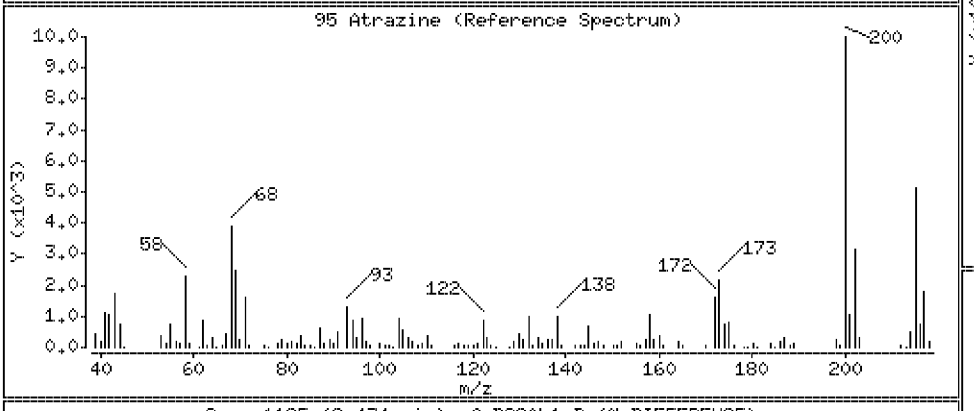

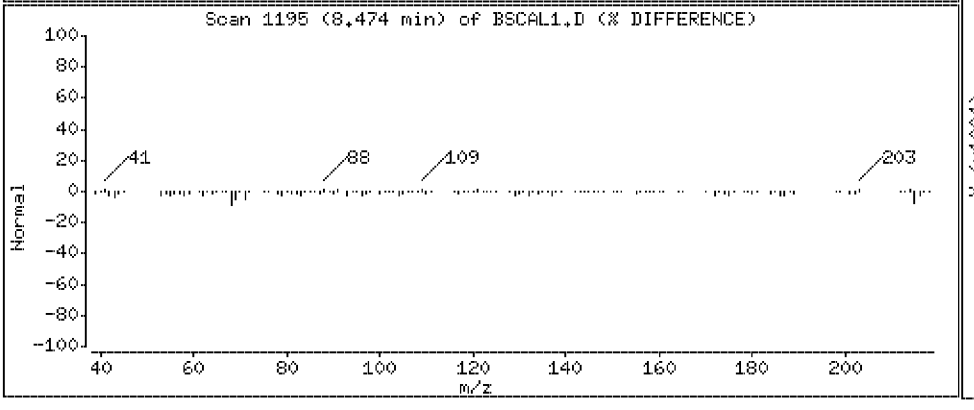

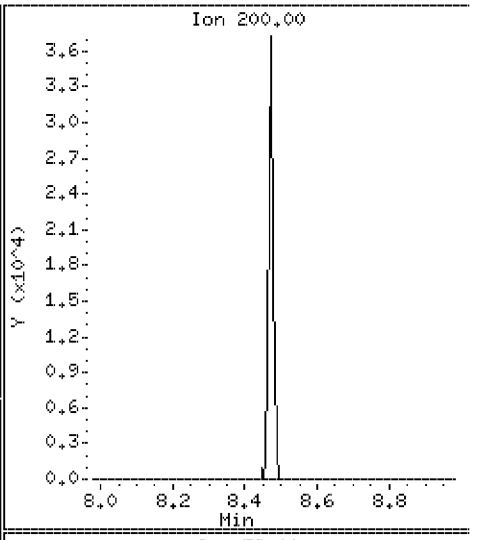

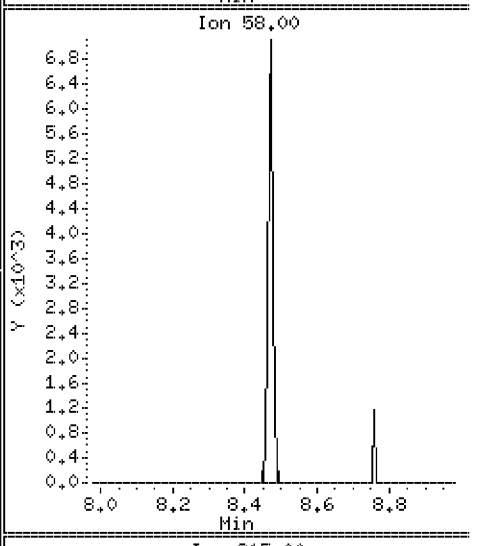

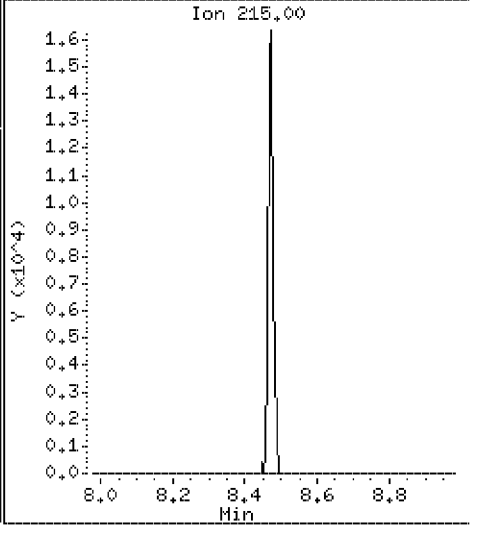

Data File: \\Svecd04\DD\chem\smsd03.i\S3042312.b\BSCAL1.D

Date : 23-APR-2012 16:19

Client ID: BSCAL1

Instrument: smsd03.i

Sample Info: 45939

Purge Volume: 1000.0

Operator: PEL

Column phase: HPMS-5

Column diameter: 0.25

110 Benzidine

Concentration: 3.4 ug/l

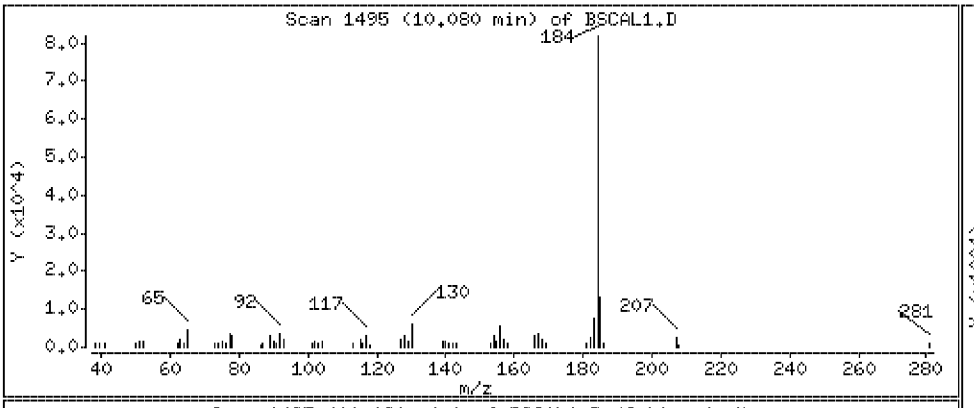

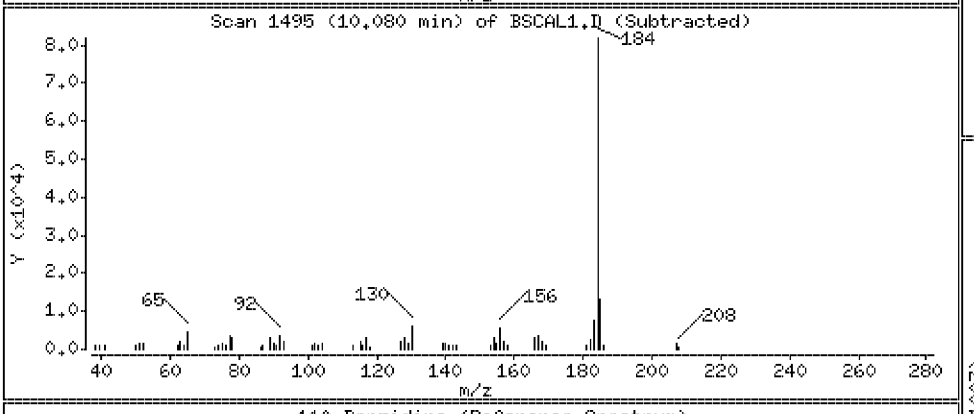

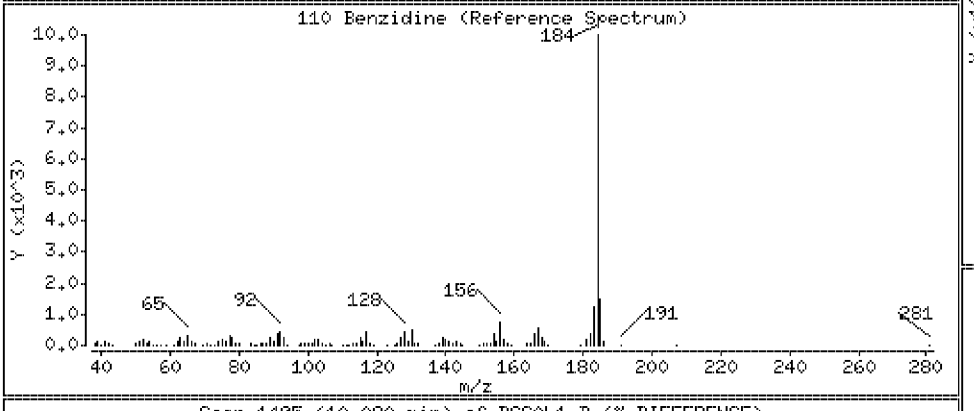

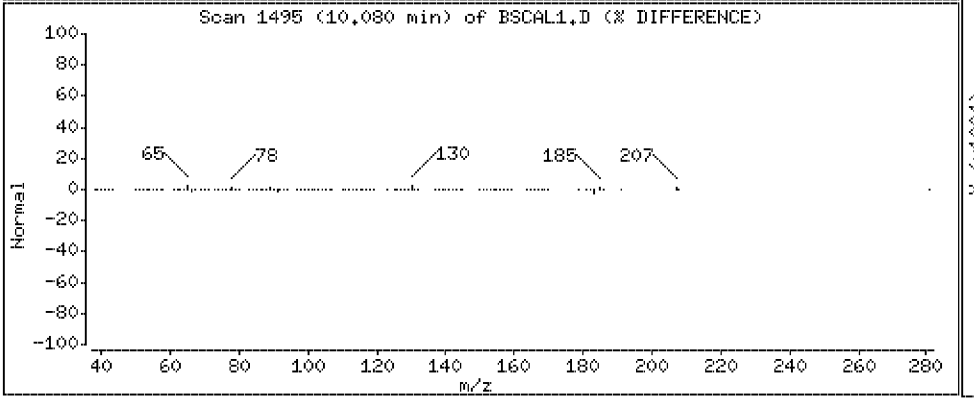

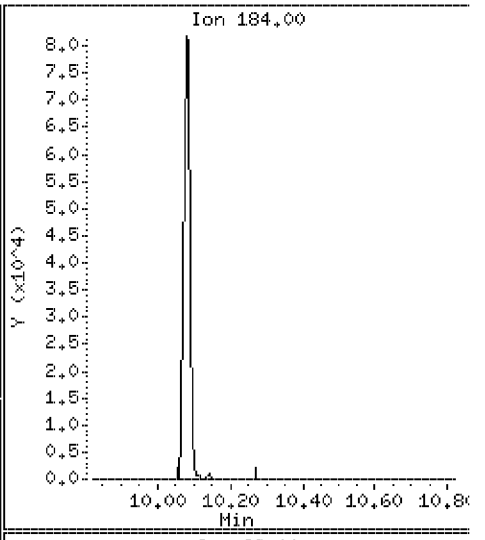

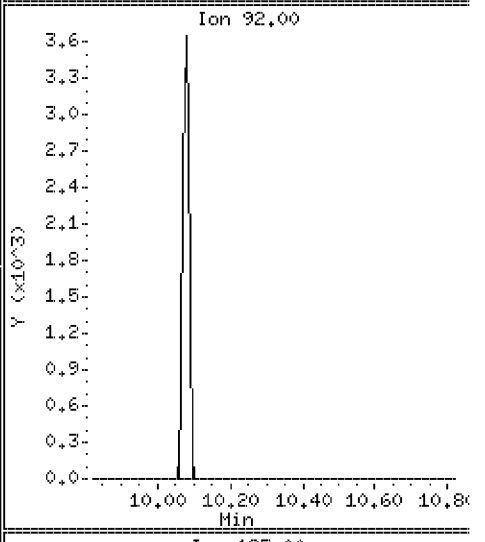

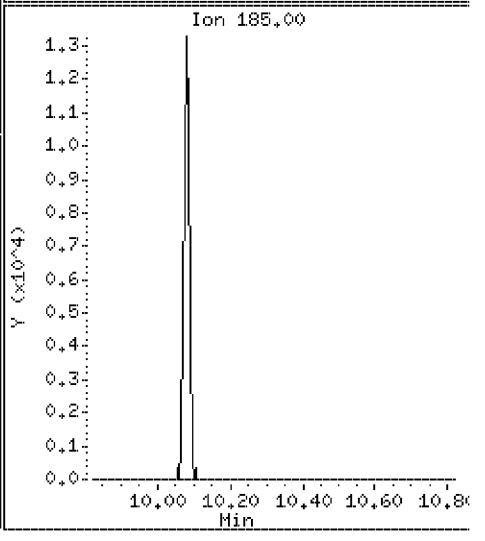

Data File: \\Svecd04\DD\chem\smsd03.i\S3042312.b\BSCAL1.D

Date : 23-APR-2012 16:19

Client ID: BSCAL1

Instrument: smsd03.i

Sample Info: 45939

Purge Volume: 1000.0

Operator: PEL

Column phase: HPMS-5

Column diameter: 0.25

122 3,3'-Dichlorobenzidine

Concentration: 3.4 ug/l

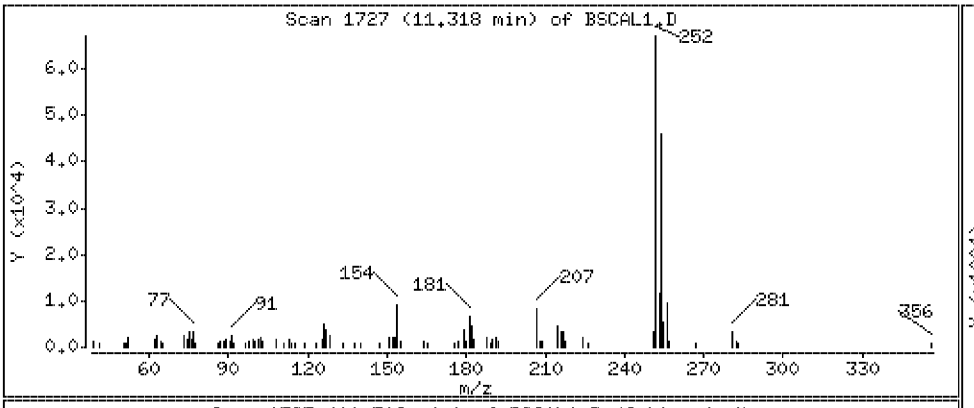

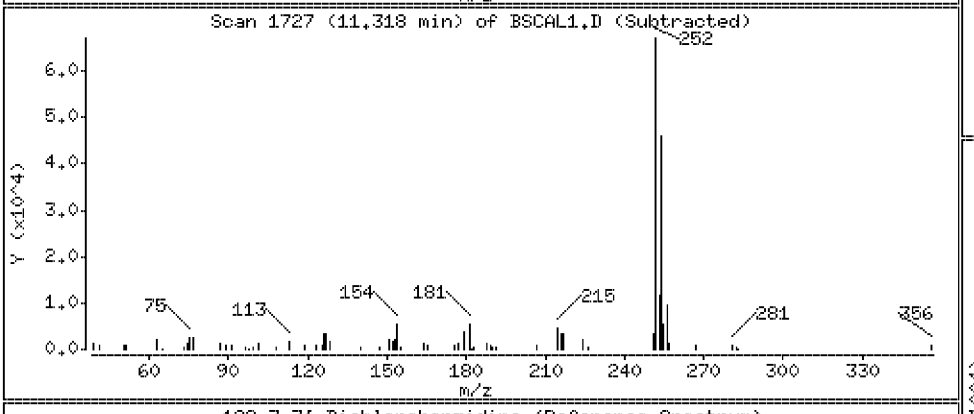

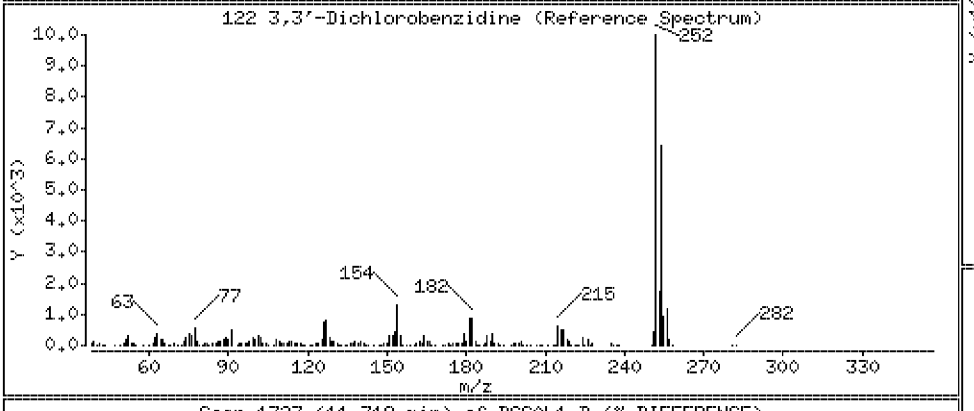

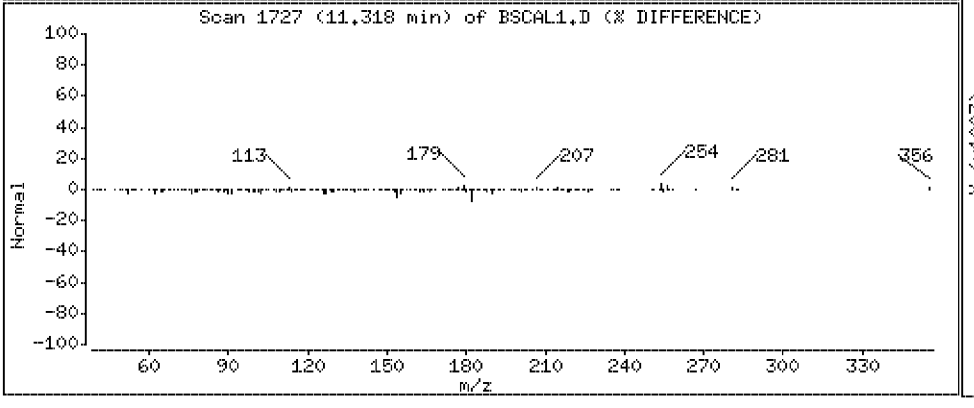

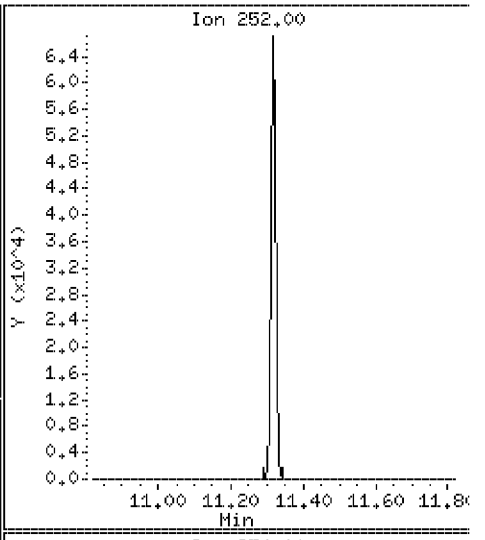

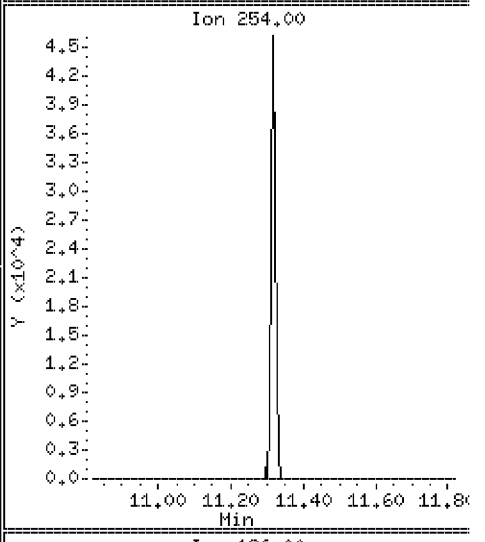

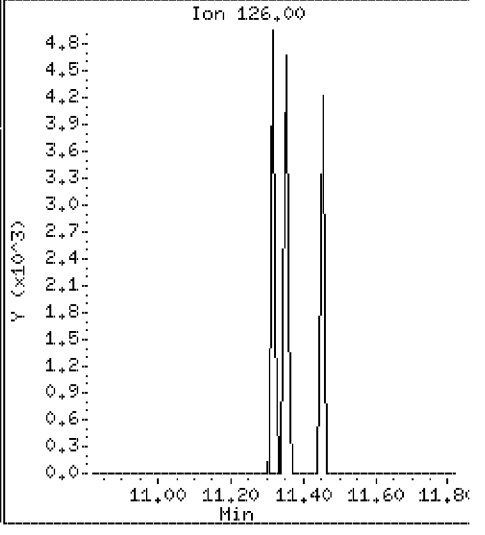

PEL Laboratories, Inc.

Data file : \\Svecd04\DD\chem\smsd03.i\S3042312.b\BSSEC.D
Lab Smp Id: 44859 Client Smp ID: BSSEC
Inj Date : 23-APR-2012 16:42 MS Autotune Date: 12-SEP-2011 18:58
Operator : PEL Inst ID: smsd03.i
Smp Info : 44859
Misc Info :
Comment :
Method : \\Svecd04\DD\chem\smsd03.i\S3042312.b\8270bcs.m
Meth Date : 25-Apr-2012 09:57 mjacobs Quant Type: ISTD
Cal Date : 23-APR-2012 16:19 Cal File: BSCAL1.D
Als bottle: 17 Continuing Calibration Sample
Dil Factor: 1.00000
Integrator: HP Genie Compound Sublist: BZSOWcal.sub
Target Version: 4.14 Sample Matrix: WATER

Concentration Formula: Amt * DF * (1/(Vo/1000))*Vf * CpndVariable

Name	Value	Description
DF	1.000	Dilution Factor
Vo	1000.000	Volume of sample extracted (mL)
Vf	1.000	Final Volume
Cpnd Variable		Local Compound Variable

RT	EXP RT	REL RT	MASS	RESPONSE	AMOUNTS CAL-AMT (ug/ml)	AMOUNTS ON-COL (ug/ml)	TARGET RANGE	RATIO
9 Benzaldehyde						CAS #: 100-52-7		
4.075	4.161	(0.917)	77	469328	45.0000	42.5	70.00- 130.00	100.00
4.075	4.161	(0.917)	106	359360			0.00- 30.92	76.57
4.075	4.161	(0.917)	51	166631			231.65- 291.65	35.50
* 18 1,4-Dichlorobenzene-d4						CAS #: 3855-82-1		
4.446	4.448	(1.000)	152	361974	40.0000		80.00- 120.00	100.00
4.446	4.448	(1.000)	115	230050			32.20- 92.20	63.55
4.446	4.448	(1.000)	150	546666			139.77- 199.77	151.02
25 Acetophenone						CAS #: 98-86-2		
4.798	4.807	(0.856)	105	745792	45.0000	41.4	70.00- 130.00	100.00
4.797	4.807	(0.856)	77	747634			4410.01-4470.01	100.25
4.797	4.807	(0.856)	51	183996			1262.06-1322.06	24.67
* 43 Naphthalene-d8						CAS #: 1146-65-2		
5.607	5.610	(1.000)	136	1195811	40.0000		80.00- 120.00	100.00
5.607	5.610	(1.000)	68	63913			0.00- 35.51	5.34
50 Caprolactam						CAS #: 105-60-2		
6.002	6.158	(1.070)	55	130177	45.0000	38.4	70.00- 130.00	100.00
6.002	6.158	(1.070)	113	140736			106.52- 166.52	108.11

RT	EXP RT	REL RT	MASS	RESPONSE	AMOUNTS CAL-AMT (ug/ml)	AMOUNTS ON-COL (ug/ml)	TARGET RANGE	RATIO
50 Caprolactam (continued)								
6.002	6.158	(1.070)	85	103392			55.05- 115.05	79.42
61 1,1-Biphenyl						CAS #: 92-52-4		
6.739	6.642	(0.923)	154	1361594	45.0000	39.7	70.00- 130.00	100.00
6.738	6.642	(0.923)	76	172809			1762.39-1822.39	12.69
6.738	6.642	(0.923)	51	85245			1618.22-1678.22	6.26
* 70 Acenaphthene-d10						CAS #: 15067-26-2		
7.303	7.305	(1.000)	164	861746	40.0000		80.00- 120.00	100.00
7.303	7.305	(1.000)	162	819720			64.73- 124.73	95.12
7.303	7.305	(1.000)	160	376632			12.46- 72.46	43.71
95 Atrazine						CAS #: 1912-24-9		
8.479	8.479	(0.968)	200	439119	45.0000	39.6	80.00- 120.00	100.00
8.478	8.479	(0.968)	58	98989			0.00- 52.18	22.54
8.479	8.479	(0.968)	215	232360			22.24- 82.24	52.92
* 100 Phenanthrene-d10						CAS #: 1517-22-2		
8.758	8.761	(1.000)	188	1655060	40.0000		80.00- 120.00	100.00
8.758	8.761	(1.000)	94	103644			0.00- 36.35	6.26
8.757	8.761	(1.000)	80	126560			0.00- 37.82	7.65
110 Benzidine						CAS #: 92-87-5		
10.085	10.322	(0.888)	184	1456068	45.0000	44.8	70.00- 130.00	100.00
10.084	10.322	(0.888)	92	68188			36.43- 96.43	4.68
10.084	10.322	(0.888)	185	214827			0.00- 47.46	14.75
122 3,3'-Dichlorobenzidine						CAS #: 91-94-1		
11.321	11.321	(0.997)	252	1128784	45.0000	46.1	80.00- 120.00	100.00
11.321	11.321	(0.997)	254	727842			34.83- 94.83	64.48
11.320	11.321	(0.997)	126	79428			0.00- 37.08	7.04
* 121 Chrysene-d12						CAS #: 1719-03-5		
11.355	11.359	(1.000)	240	2116274	40.0000		80.00- 120.00	100.00
11.353	11.359	(1.000)	120	116603			0.00- 36.38	5.51
11.355	11.359	(1.000)	236	568538			0.00- 57.06	26.87
* 130 Perylene-d12						CAS #: 1520-96-3		
12.682	12.682	(1.000)	264	2121570	40.0000		80.00- 120.00	100.00
12.682	12.682	(1.000)	260	527245			0.00- 54.80	24.85
12.682	12.682	(1.000)	265	499671			0.00- 53.39	23.55

Data File: \\Svecd04\DD\chem\smsd03.i\S3042312.b\BSSEC.D
Date : 23-APR-2012 16:42
Client ID: BSSEC
Sample Info: 44859
Purge Volume: 1000.0
Column phase: HPMS-5

Instrument: smsd03.i
Operator: PEL
Column diameter: 0.25

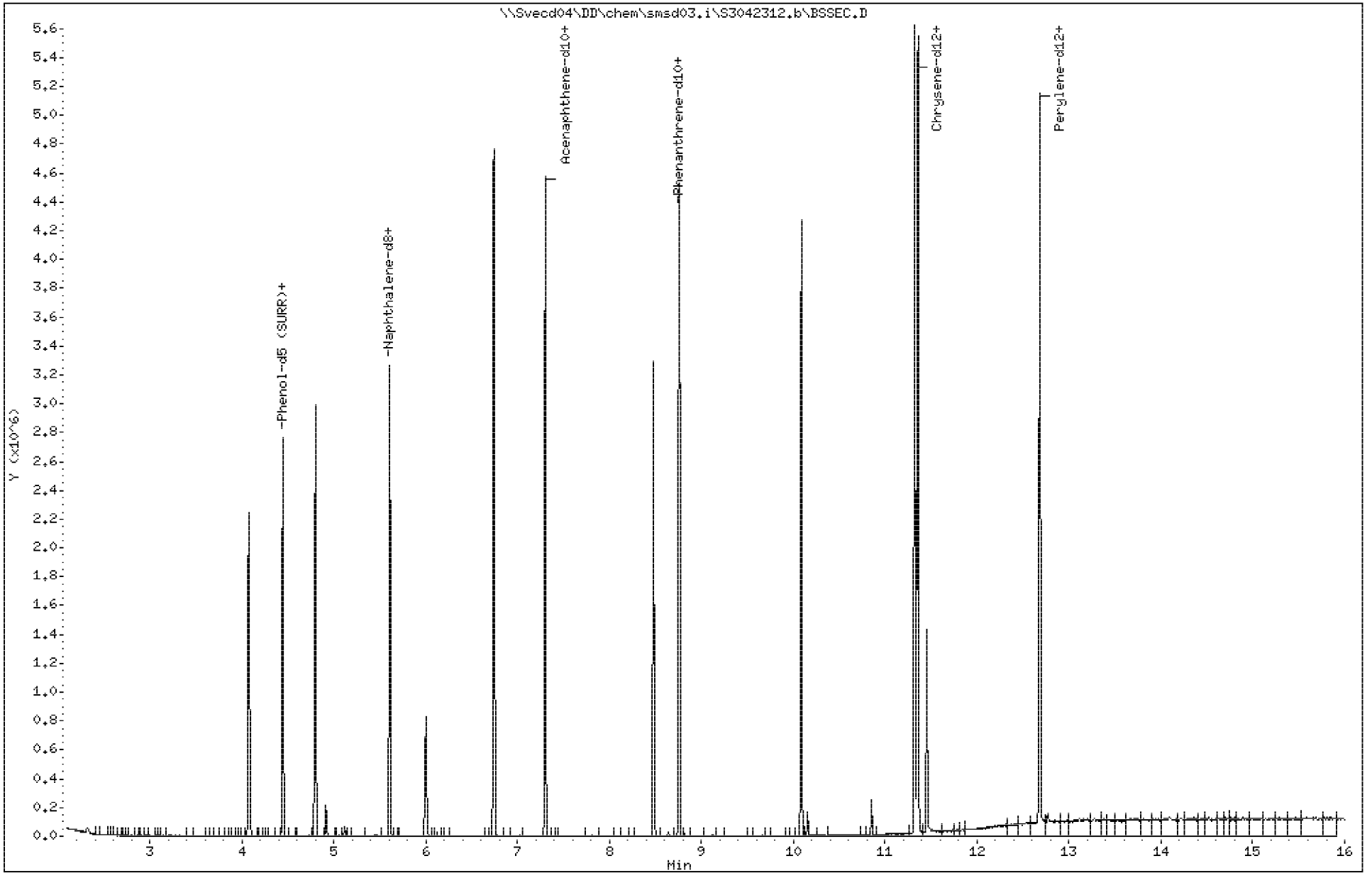

1314

3505892

Data File: \\Svecd04\DD\chem\smsd03.i\S3042312.b\BSSEC.D

Date : 23-APR-2012 16:42

Client ID: BSSEC

Instrument: smsd03.i

Sample Info: 44859

Purge Volume: 1000.0

Operator: PEL

Column phase: HPMS-5

Column diameter: 0.25

9 Benzaldehyde

Concentration: 42.5 ug/l

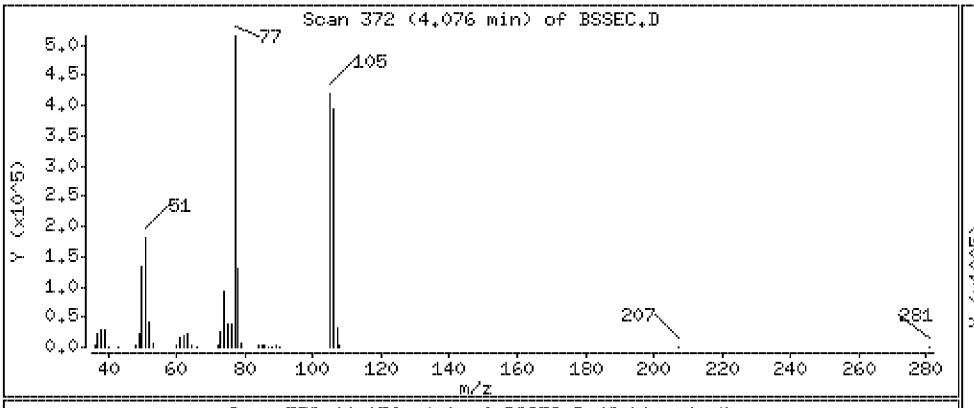

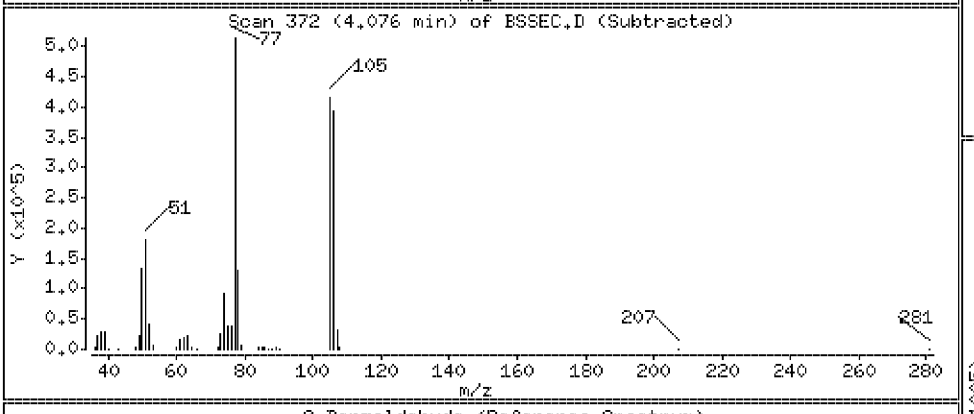

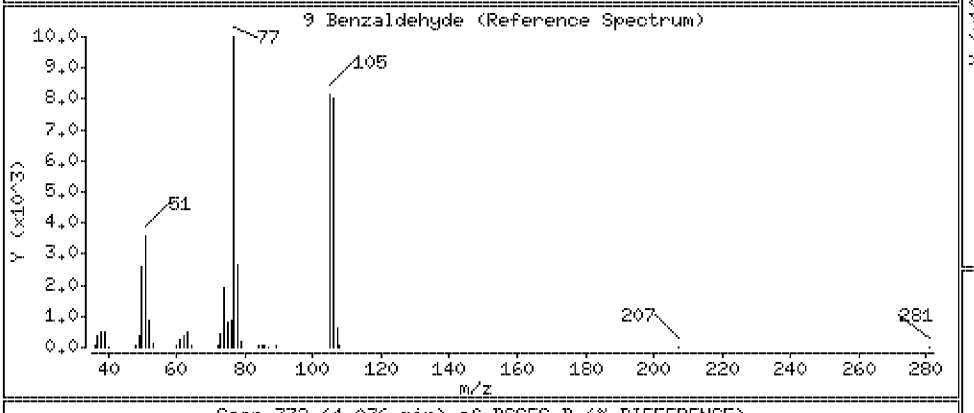

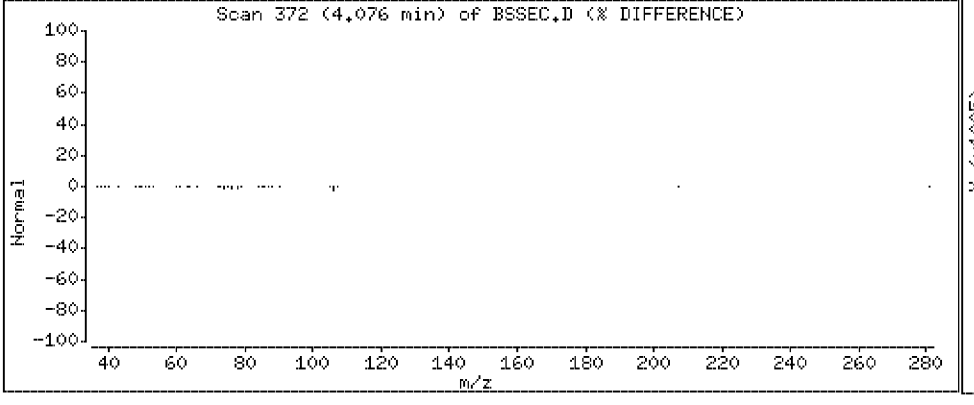

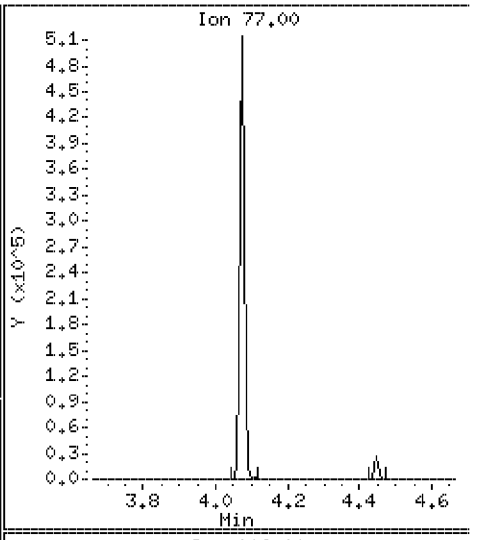

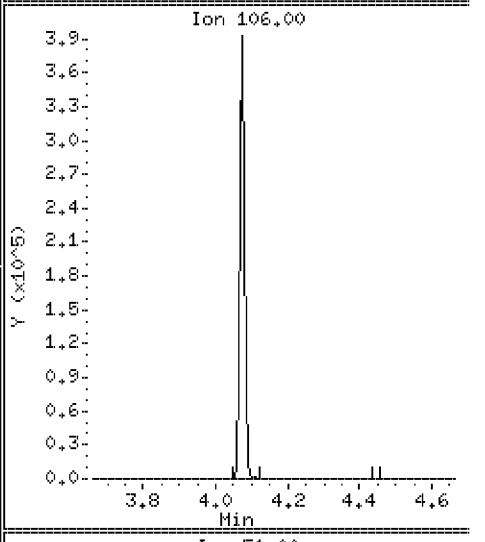

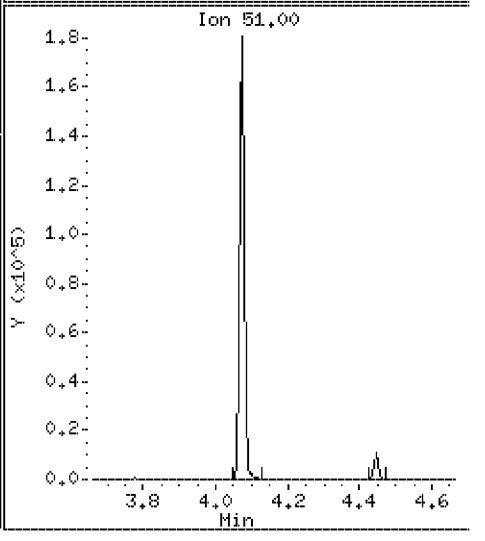

Data File: \\Svecd04\DD\chem\smsd03.i\S3042312.b\BSSEC.D

Date : 23-APR-2012 16:42

Client ID: BSSEC

Instrument: smsd03.i

Sample Info: 44859

Purge Volume: 1000.0

Operator: PEL

Column phase: HPMS-5

Column diameter: 0.25

25 Acetophenone

Concentration: 41.4 ug/l

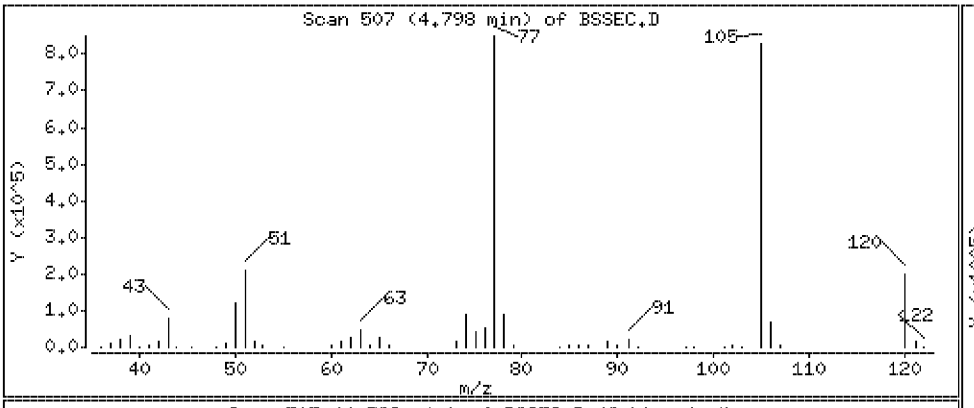

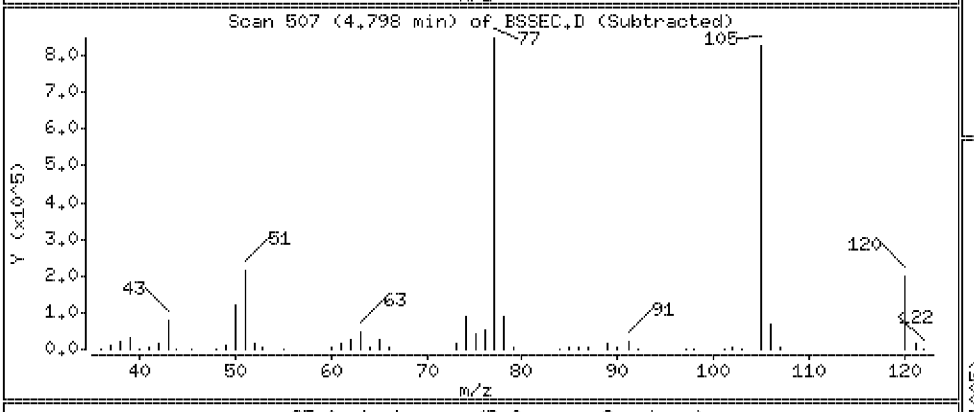

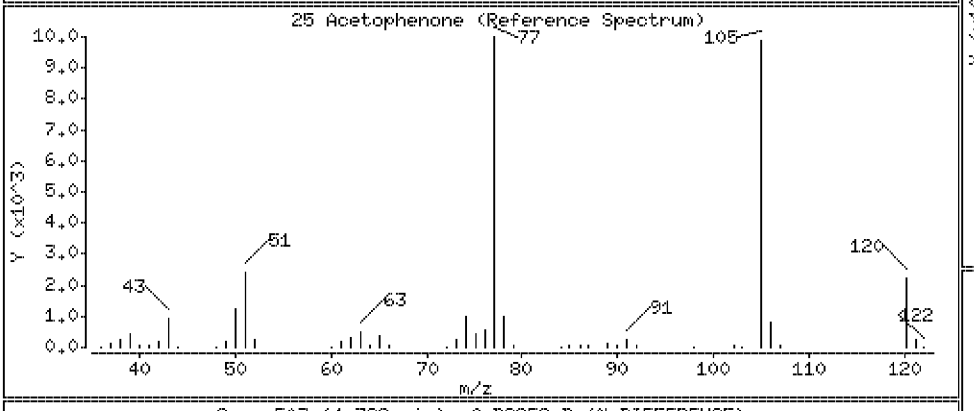

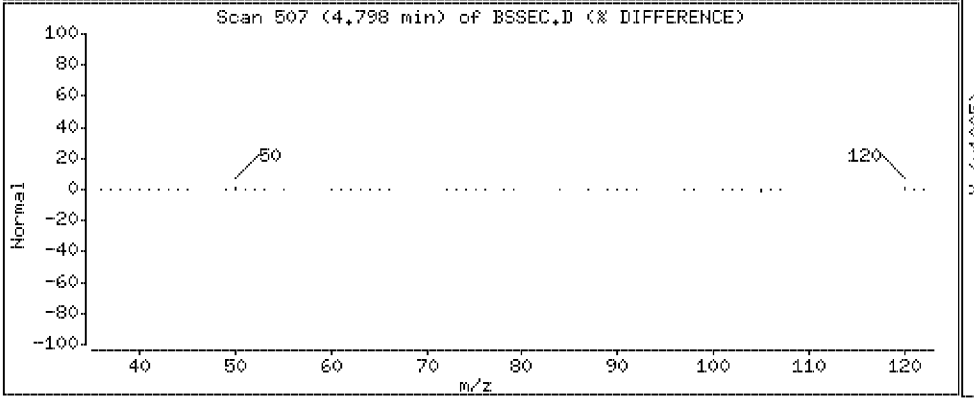

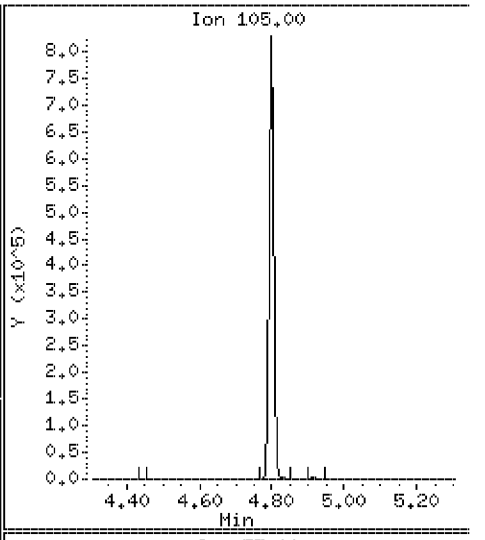

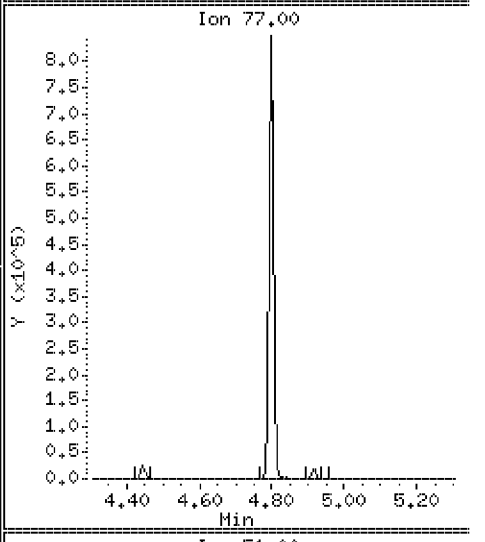

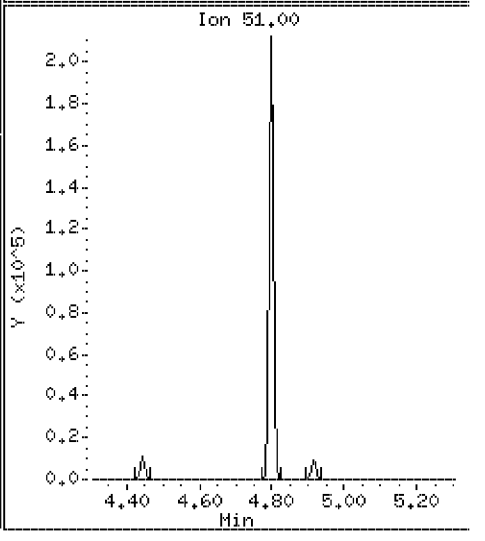

Data File: \\Svecd04\DD\chem\smsd03.i\S3042312.b\BSSEC.D

Date : 23-APR-2012 16:42

Client ID: BSSEC

Instrument: smsd03.i

Sample Info: 44859

Purge Volume: 1000.0

Operator: PEL

Column phase: HPMS-5

Column diameter: 0.25

50 Caprolactam

Concentration: 38.4 ug/l

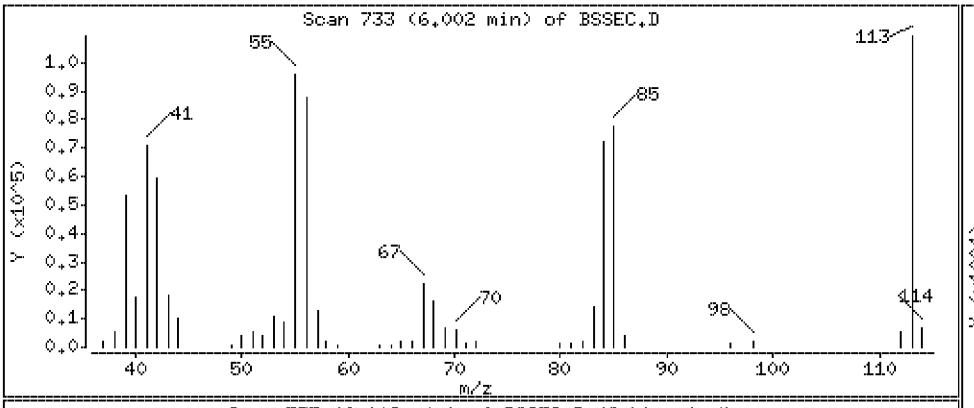

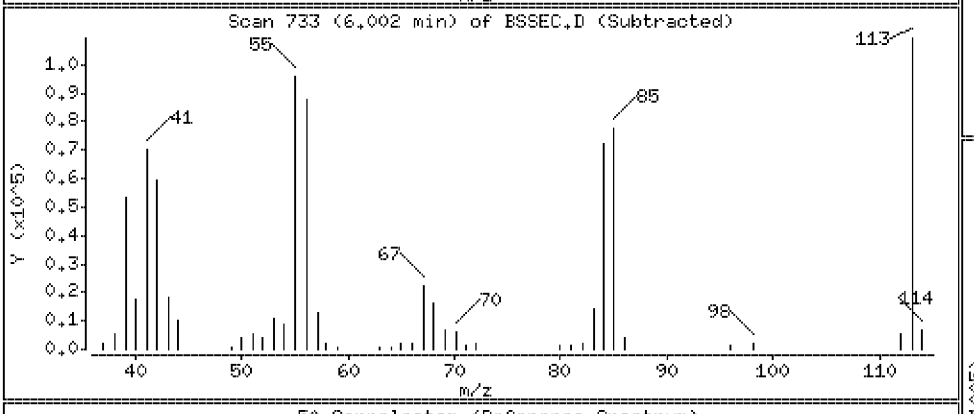

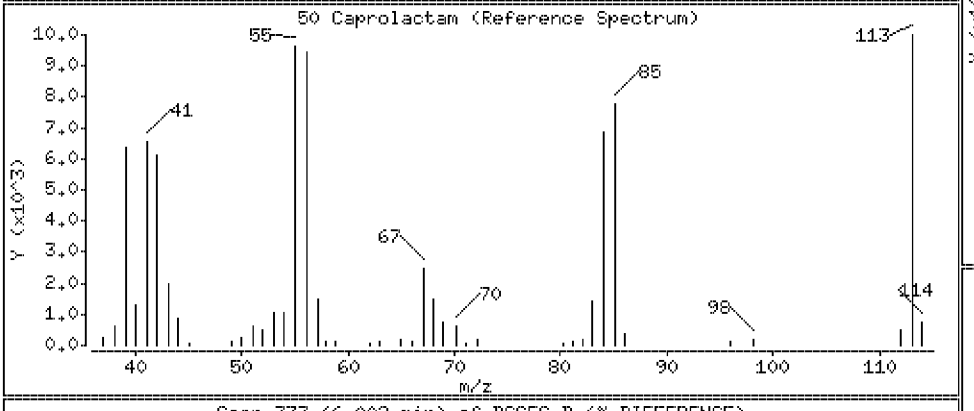

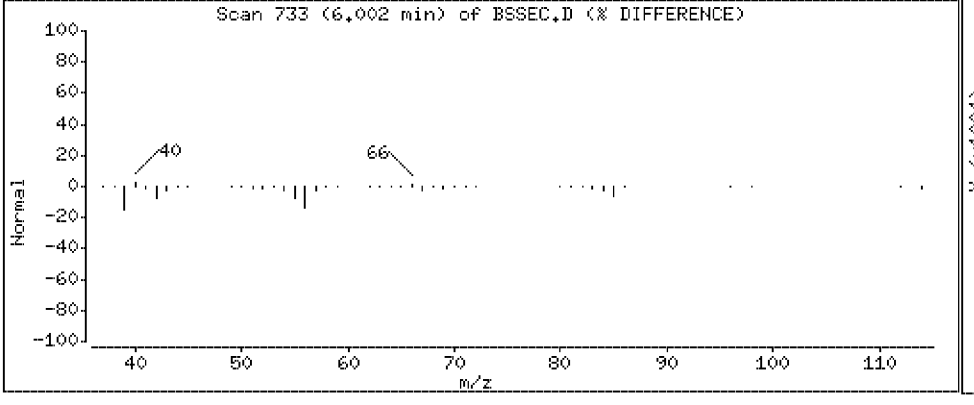

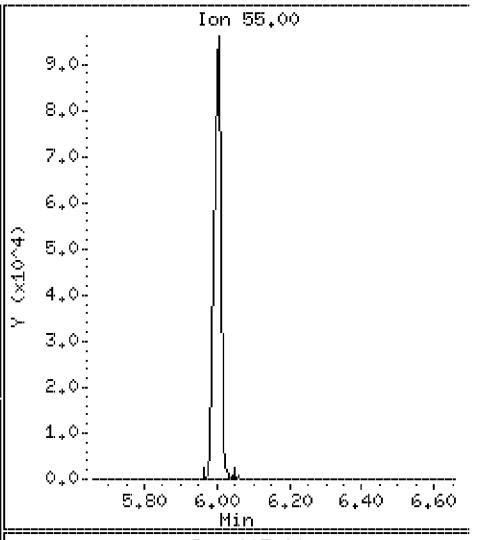

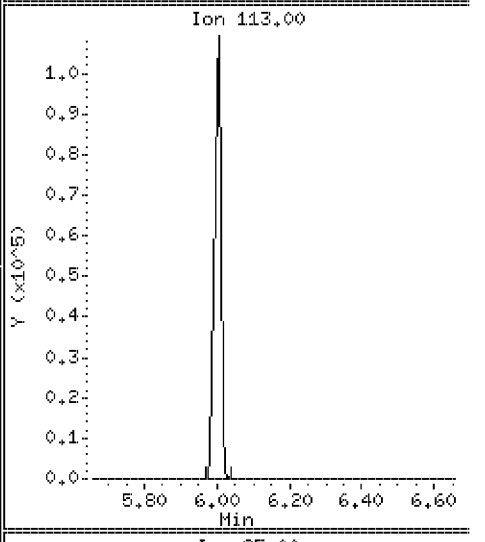

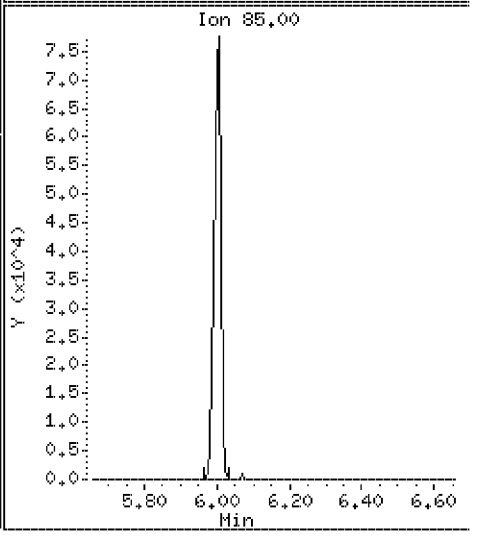

Data File: \\Svecd04\DD\chem\smsd03.i\S3042312.b\BSSEC.D

Date : 23-APR-2012 16:42

Client ID: BSSEC

Instrument: smsd03.i

Sample Info: 44859

Purge Volume: 1000.0

Operator: PEL

Column phase: HPMS-5

Column diameter: 0.25

61 1,1-Biphenyl

Concentration: 39.7 ug/l

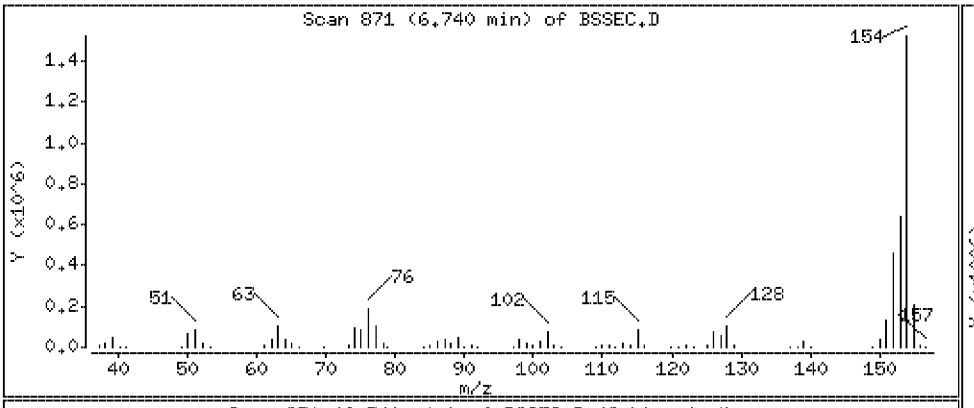

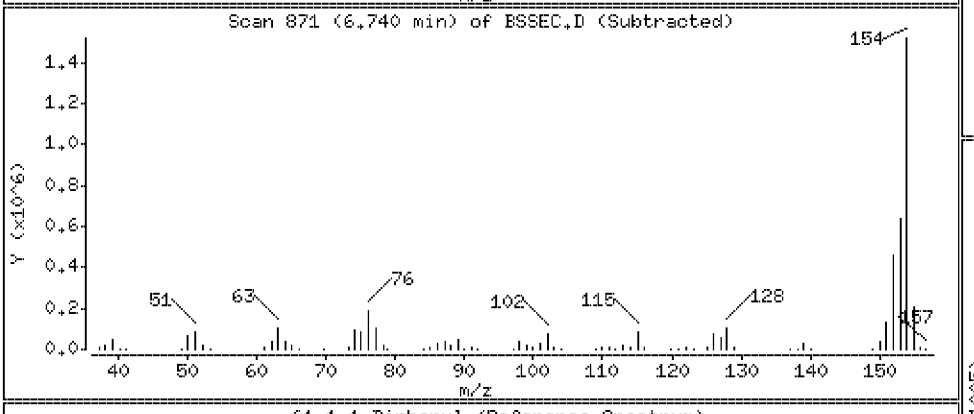

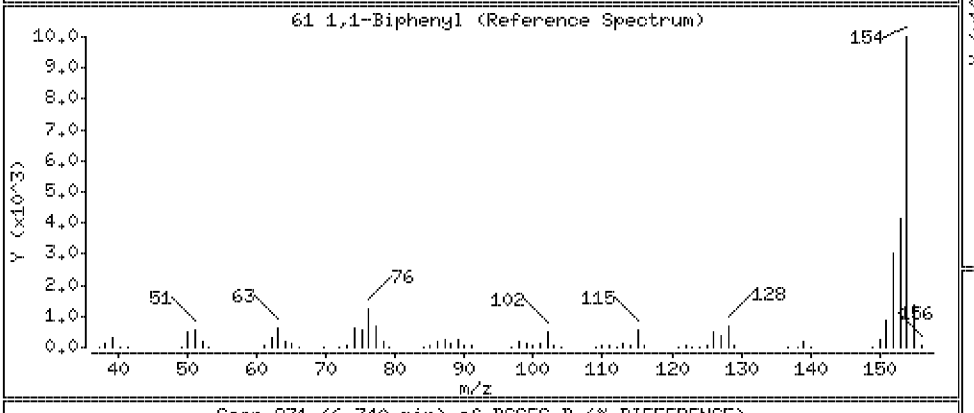

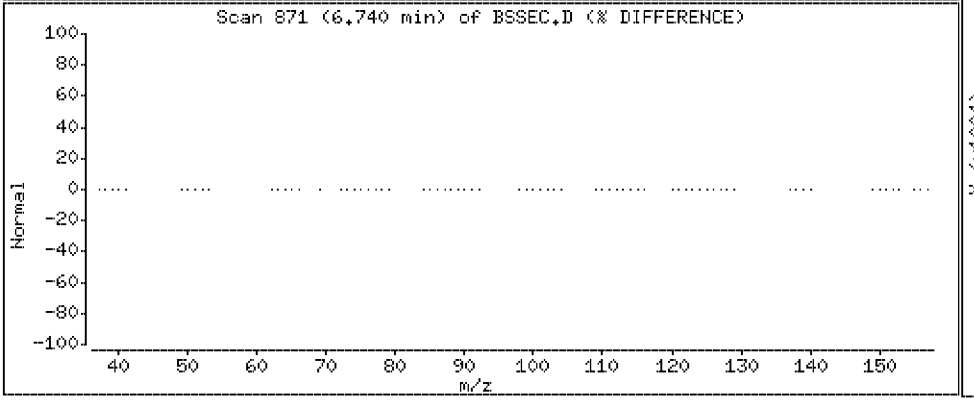

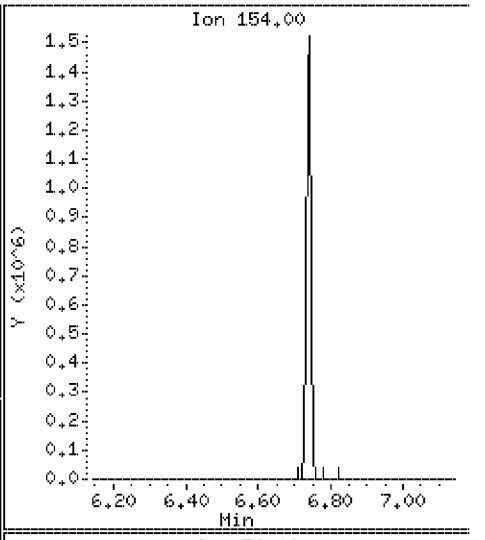

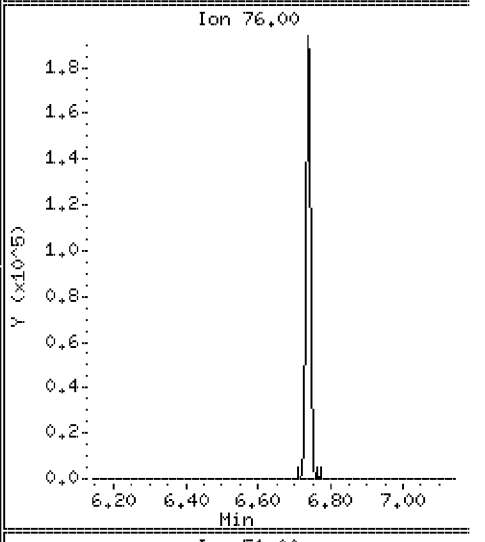

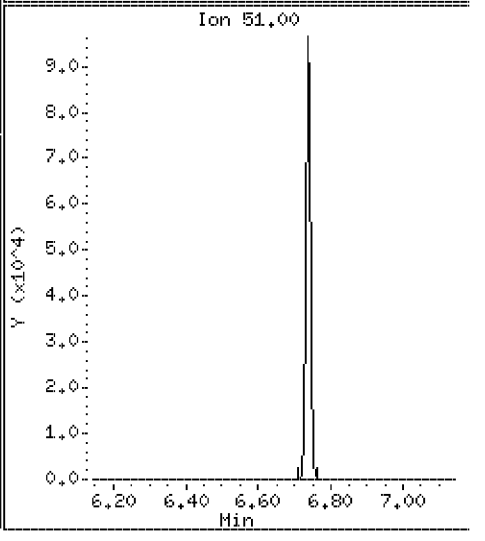

Data File: \\Svecd04\DD\chem\smsd03.i\S3042312.b\BSSEC.D

Date : 23-APR-2012 16:42

Client ID: BSSEC

Instrument: smsd03.i

Sample Info: 44859

Purge Volume: 1000.0

Operator: PEL

Column phase: HPMS-5

Column diameter: 0.25

95 Atrazine

Concentration: 39.6 ug/l

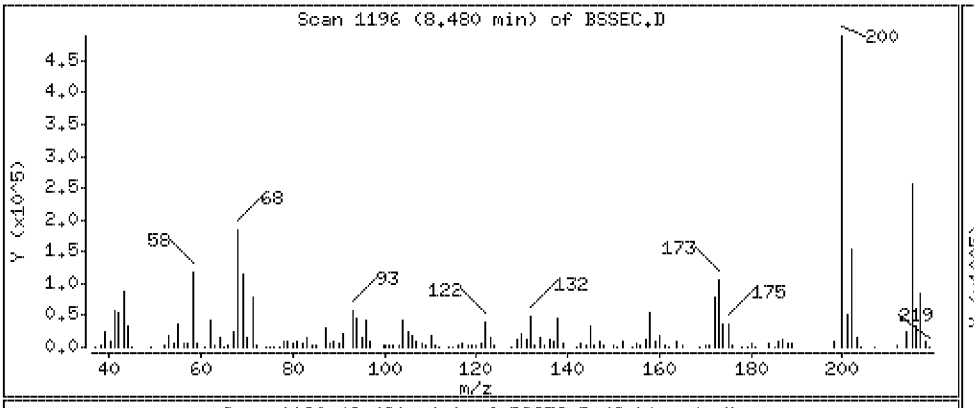

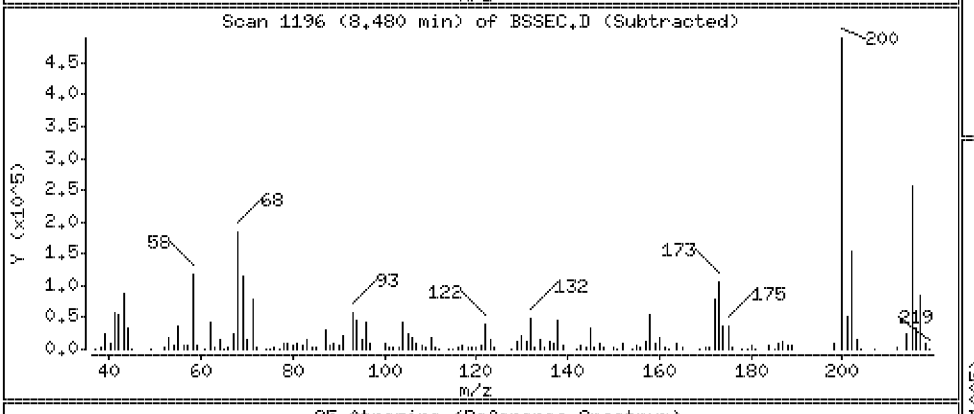

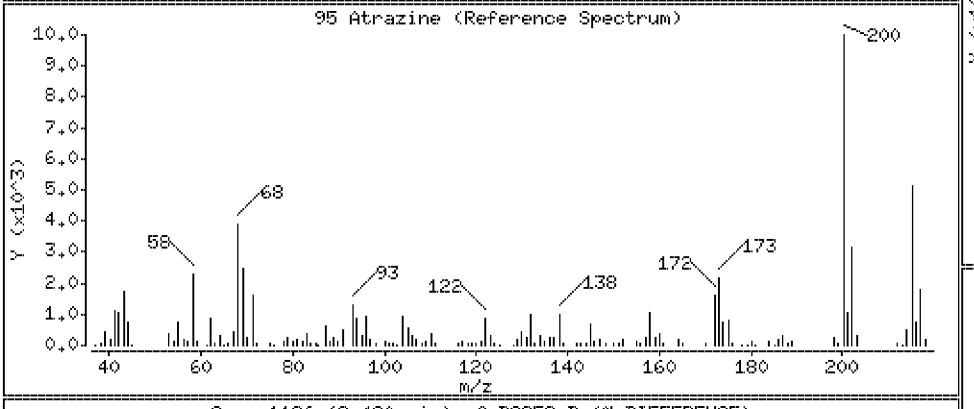

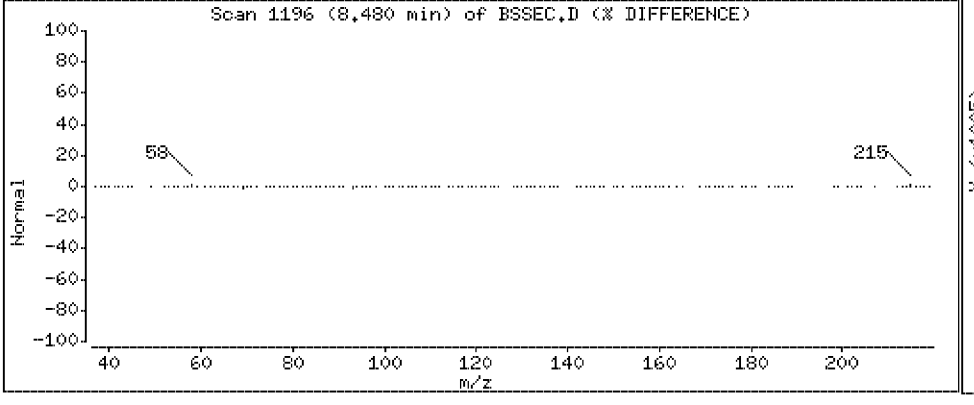

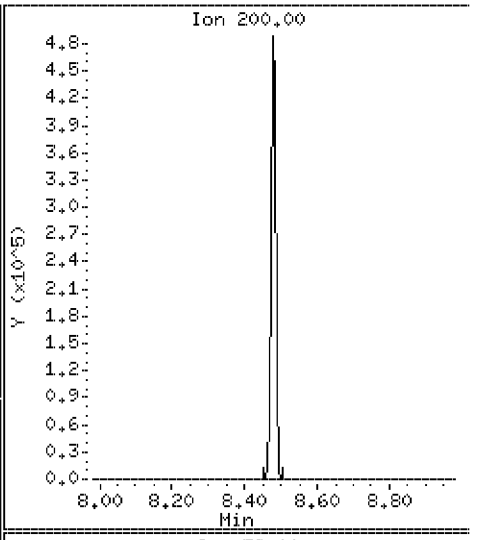

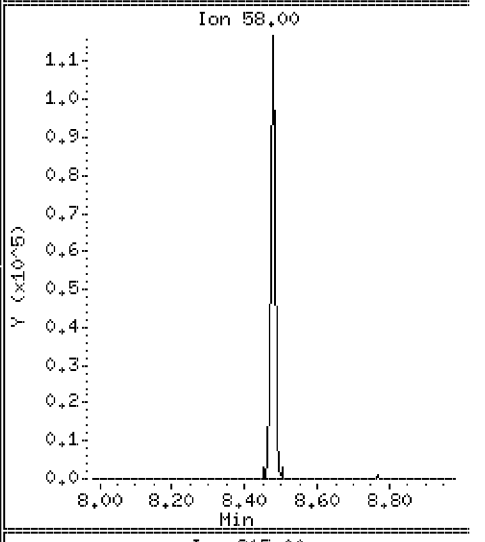

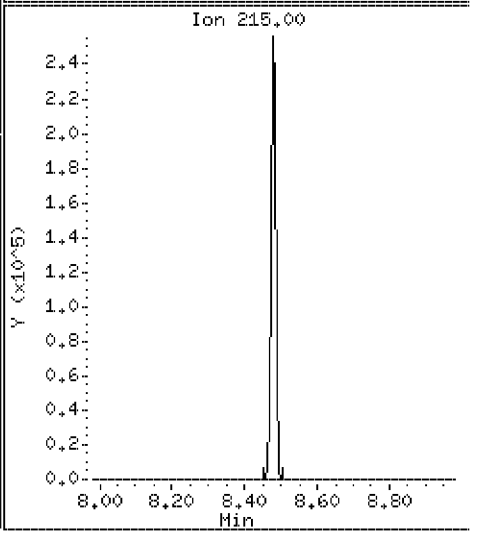

Data File: \\Svecd04\DD\chem\smsd03.i\S3042312.b\BSSEC.D

Date : 23-APR-2012 16:42

Client ID: BSSEC

Instrument: smsd03.i

Sample Info: 44859

Purge Volume: 1000.0

Operator: PEL

Column phase: HPMS-5

Column diameter: 0.25

110 Benzidine

Concentration: 44.8 ug/l

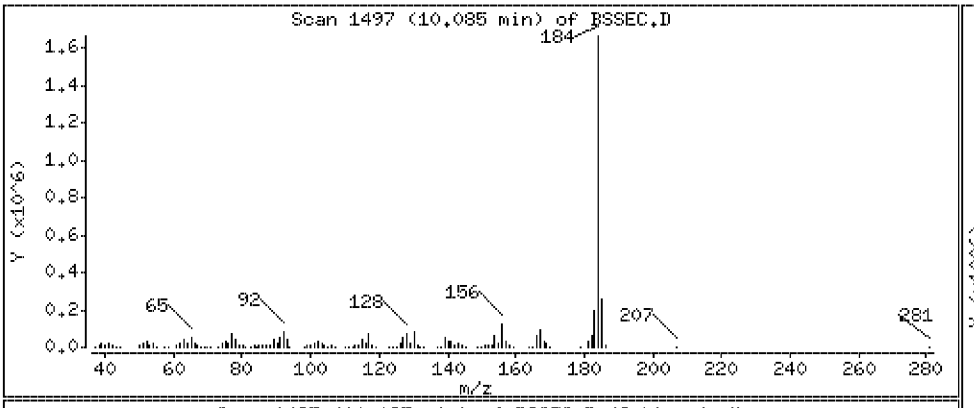

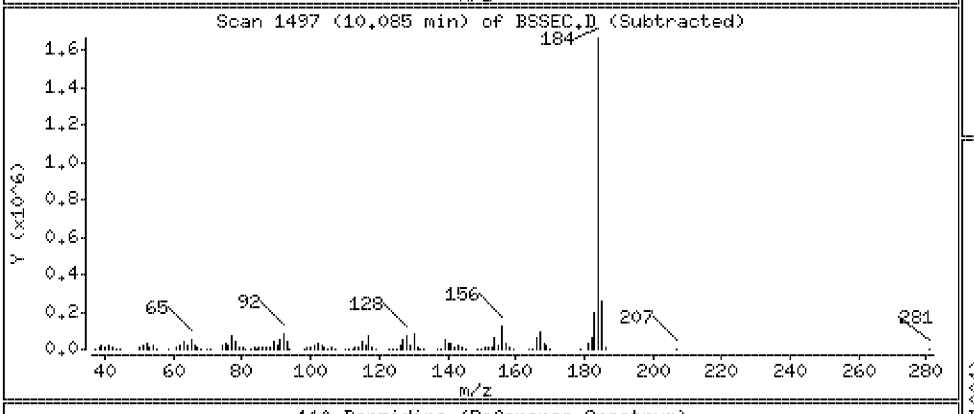

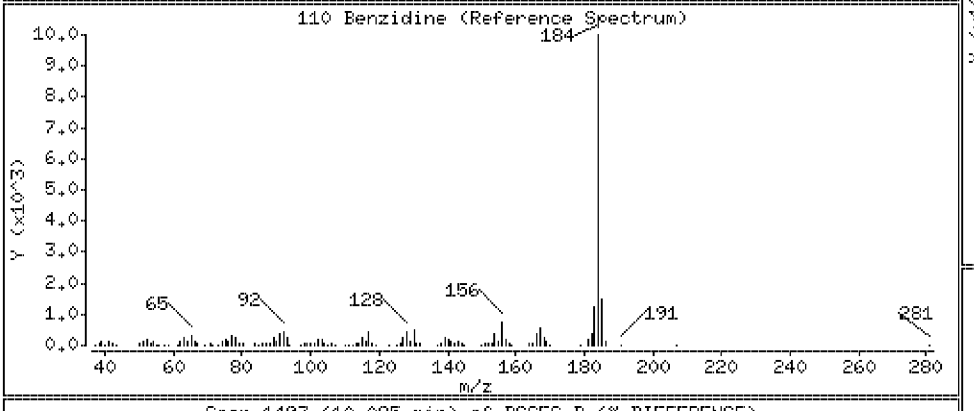

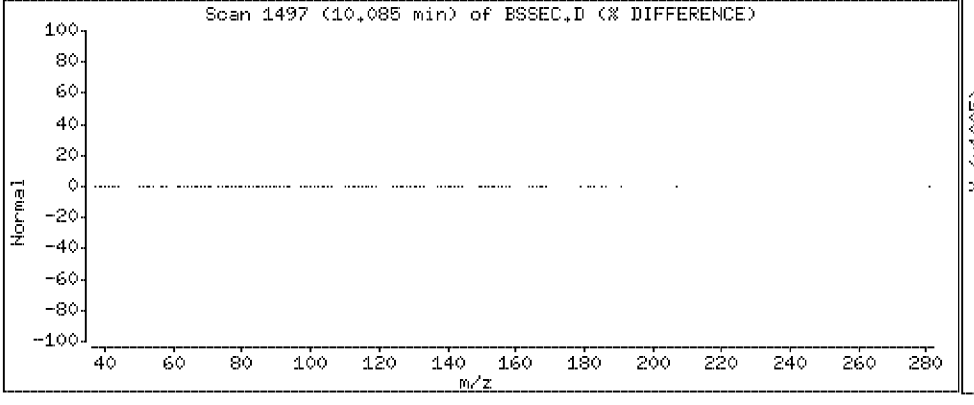

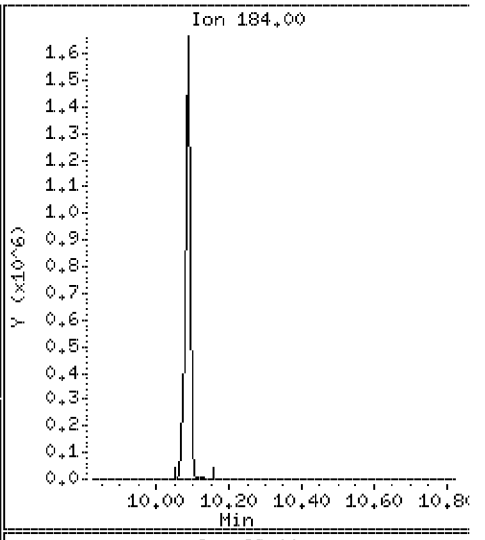

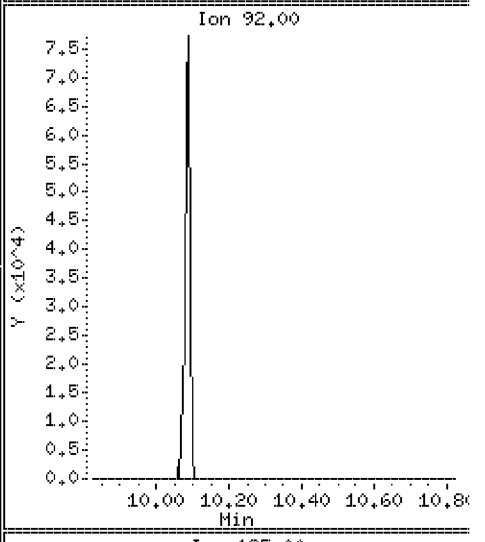

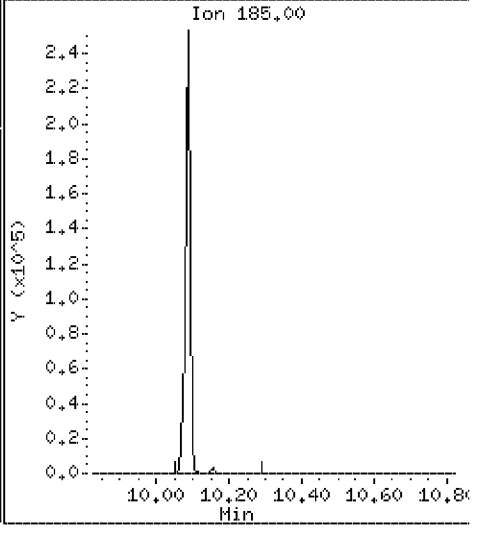

Data File: \\Svecd04\DD\chem\smsd03.i\S3042312.b\BSSEC.D

Date : 23-APR-2012 16:42

Client ID: BSSEC

Instrument: smsd03.i

Sample Info: 44859

Purge Volume: 1000.0

Operator: PEL

Column phase: HPMS-5

Column diameter: 0.25

122 3,3'-Dichlorobenzidine

Concentration: 46.1 ug/l

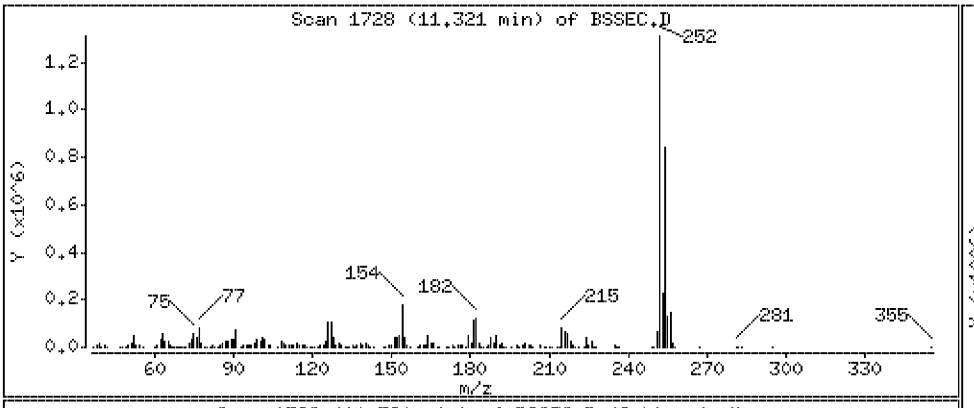

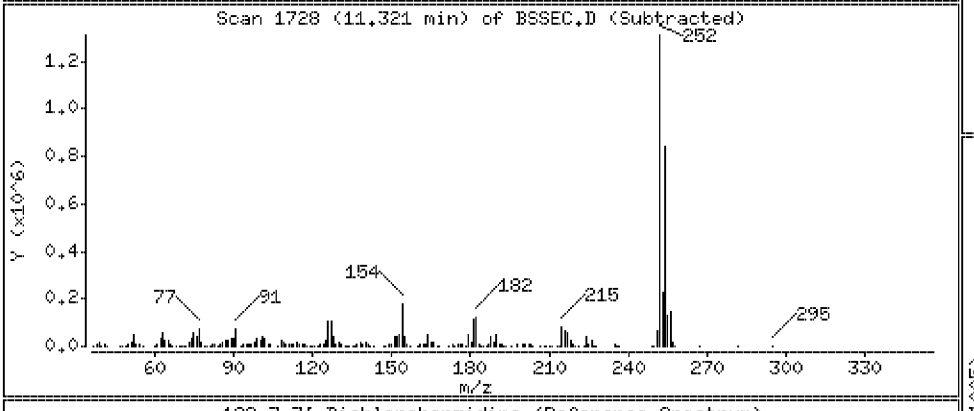

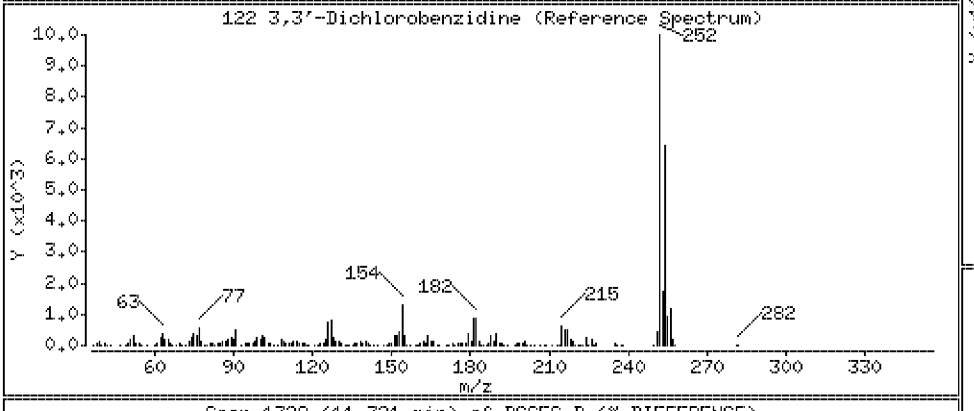

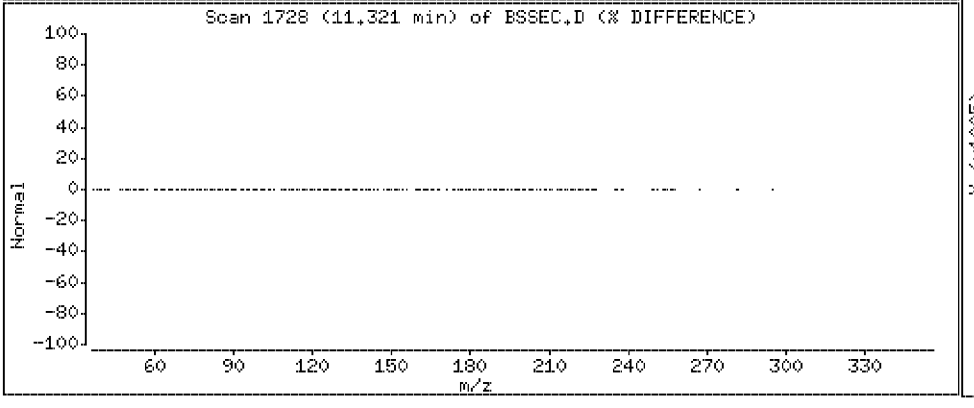

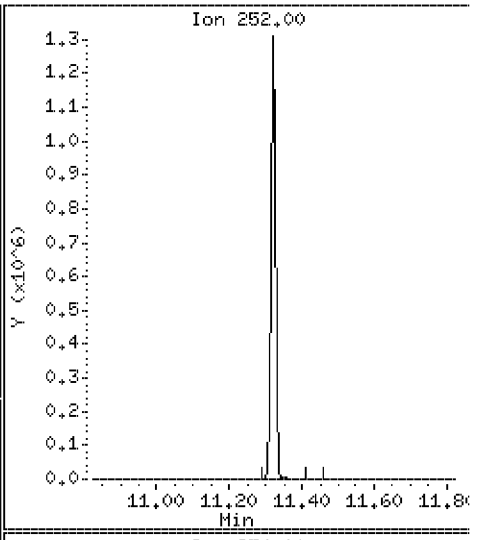

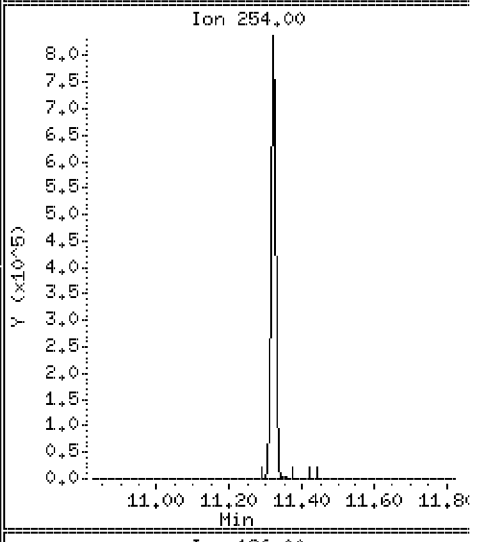

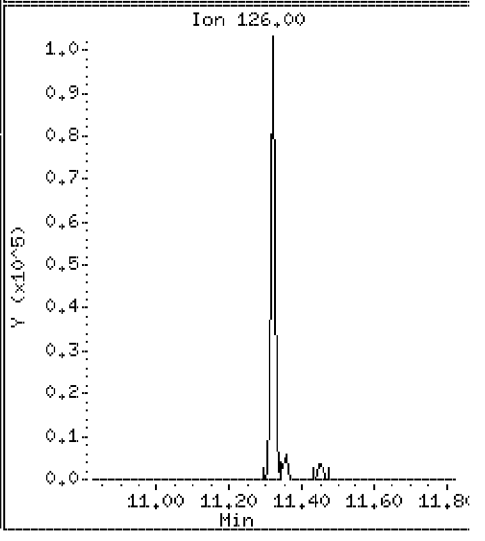

PEL Laboratories, Inc.

Data file : \\Svecd04\DD\chem\smsd03.i\S3042312.b\AP9CAL7.D
Lab Smp Id: 45955 Client Smp ID: AP9CAL7
Inj Date : 23-APR-2012 17:06 MS Autotune Date: 12-SEP-2011 18:58
Operator : PEL Inst ID: smsd03.i
Smp Info : 45955
Misc Info :
Comment :
Method : \\Svecd04\DD\chem\smsd03.i\S3042312.b\8270bcs.m
Meth Date : 25-Apr-2012 09:57 mjacobs Quant Type: ISTD
Cal Date : 23-APR-2012 17:06 Cal File: AP9CAL7.D
Als bottle: 18 Calibration Sample, Level: 7
Dil Factor: 1.00000
Integrator: HP Genie Compound Sublist: ap9cal.sub
Target Version: 4.14 Sample Matrix: WATER

Concentration Formula: Amt * DF * (1/(Vo/1000))*Vf * CpndVariable

Name	Value	Description
DF	1.000	Dilution Factor
Vo	1000.000	Volume of sample extracted (mL)
Vf	1.000	Final Volume
Cpnd Variable		Local Compound Variable

RT	EXP RT	REL RT	MASS	RESPONSE	AMOUNTS CAL-AMT (ug/ml)	AMOUNTS ON-COL (ug/ml)	TARGET RANGE	RATIO
3 2- Picoline						CAS #: 109-06-8		
2.927	3.382	(0.658)	93	1063275	100.000	106	70.00- 130.00	100.00(TAQ)
2.926	3.382	(0.658)	66	538575			46.98- 106.98	50.65
2.927	3.382	(0.658)	92	283488			941.44-1001.44	26.66
4 N-Nitrosomethylethylamine						CAS #: 10595-95-6		
3.007	3.005	(0.676)	88	450421	100.000	105	80.00- 120.00	100.00(A)
3.007	3.005	(0.676)	43	204803			16.66- 76.66	45.47
3.007	3.005	(0.676)	42	432211			75.28- 135.28	95.96
5 Methyl Methanesulfonate						CAS #: 66-27-3		
3.243	3.383	(0.729)	80	722934	100.000	102	70.00- 130.00	100.00(AQ)
3.243	3.383	(0.729)	79	430164			41.30- 101.30	59.50
3.243	3.383	(0.729)	65	194397			390.98- 450.98	26.89
7 N-Nitrosodiethylamine						CAS #: 55-18-5		
3.554	3.383	(0.799)	102	467106	100.000	110	70.00- 130.00	100.00(AQ)
3.554	3.383	(0.799)	42	308525			4947.35-5007.35	66.05
3.554	3.383	(0.799)	57	197552			172953.97-173013.97	42.29
8 Ethyl Methanesulfonate						CAS #: 62-50-0		
3.793	4.446	(0.853)	79	764256	100.000	104	70.00- 130.00	100.00(TA)

RT	EXP RT	REL RT	MASS	RESPONSE	AMOUNTS CAL-AMT (ug/ml)	AMOUNTS ON-COL (ug/ml)	TARGET RANGE	RATIO
8 Ethyl Methanesulfonate (continued)								
3.793	4.446	(0.853)	109	409536			103.08- 163.08	53.59
3.793	4.446	(0.853)	97	147229			71.09- 131.09	19.26
12 Pentachloroethane						CAS #: 76-01-7		
4.208	4.207	(0.946)	167	458302	100.000	109	80.00- 120.00	100.00(A)
4.207	4.207	(0.946)	117	332036			42.54- 102.54	72.45
4.207	4.207	(0.946)	130	191818			11.81- 71.81	41.85
* 18 1,4-Dichlorobenzene-d4						CAS #: 3855-82-1		
4.447	4.448	(1.000)	152	274645	40.0000		80.00- 120.00	100.00
4.446	4.448	(1.000)	115	175115			32.20- 92.20	63.76
4.447	4.448	(1.000)	150	406605			139.77- 199.77	148.05
24 N-Nitrosopyrrolidine						CAS #: 930-55-2		
4.797	4.944	(1.079)	100	514011	100.000	115	70.00- 130.00	100.00(AQ)
4.795	4.944	(1.078)	41	340573			349.38- 409.38	66.26
4.796	4.944	(1.079)	42	319956			7836.39-7896.39	62.25
25 Acetophenone						CAS #: 98-86-2		
4.804	4.807	(0.857)	105	1435155	100.000	108	70.00- 130.00	100.00(AQ)
4.804	4.807	(0.856)	77	1434285			4410.01-4470.01	99.94
4.803	4.807	(0.856)	51	366172			1262.06-1322.06	25.51
27 N-Nitrosomorpholine						CAS #: 59-89-2		
4.826	4.446	(1.085)	56	512079	100.000	112	70.00- 130.00	100.00(TAQ)
4.826	4.446	(1.085)	116	183270			116.25- 176.25	35.79
4.826	4.446	(1.085)	86	355814			171.65- 231.65	69.48
29 o-Toluidine						CAS #: 95-53-4		
4.841	4.814	(1.089)	106	1617833	100.000	111	70.00- 130.00	100.00(AQ)
4.841	4.814	(1.089)	77	380737			36058.41-36118.41	23.53
4.841	4.814	(1.089)	107	1195112			76505.71-76565.71	73.87
33 N-Nitrosopiperidine						CAS #: 100-75-4		
5.100	4.798	(0.909)	114	442451	100.000	109	70.00- 130.00	100.00(AQ)
5.099	4.798	(0.909)	42	493644			3934.42-3994.42	111.57
5.099	4.798	(0.909)	55	251916			491.51- 551.51	56.94
37 o,o,o-Triethylphosphorothioate						CAS #: 126-68-1		
5.340	5.338	(1.201)	198	753869	100.000	114	80.00- 120.00	100.00(A)
5.339	5.338	(1.201)	97	488454			34.93- 94.93	64.79
5.338	5.338	(1.200)	65	393872			24.79- 84.79	52.25
39 a,a-Dimethylphenethylamine						CAS #: 122-09-8		
5.443	5.370	(0.971)	58	1534331	100.000	108	70.00- 130.00	100.00(AQM)
5.444	5.370	(0.971)	91	463288			64.34- 124.34	30.19
5.444	5.370	(0.971)	65	259635			12409.05-12469.05	16.92
* 43 Naphthalene-d8						CAS #: 1146-65-2		
5.609	5.610	(1.000)	136	932177	40.0000		80.00- 120.00	100.00
5.607	5.610	(1.000)	68	49200			0.00- 35.51	5.28

RT	EXP RT	REL RT	MASS	RESPONSE	AMOUNTS CAL-AMT (ug/ml)	AMOUNTS ON-COL (ug/ml)	TARGET RANGE	RATIO
46 2,6-Dichlorophenol						CAS #: 87-65-0		
5.696	5.691	(1.016)	162	873368	100.000	112	70.00- 130.00	100.00(A)
5.695	5.691	(1.015)	63	622340			8424.37-8484.37	71.26
5.695	5.691	(1.015)	98	240489			164.07- 224.07	27.54
47 Hexachloropropene						CAS #: 1888-71-7		
5.713	5.712	(1.019)	213	1136925	100.000	110	80.00- 120.00	100.00(A)
5.713	5.712	(1.019)	215	737250			34.61- 94.61	64.85
5.713	5.712	(1.019)	117	238389			0.00- 50.39	20.97
49 N-Nitrosodi-n-butylamine						CAS #: 924-16-3		
5.997	6.287	(1.069)	84	847227	100.000	113	70.00- 130.00	100.00(AQ)
5.997	6.287	(1.069)	57	495794			1288.18-1348.18	58.52
5.996	6.287	(1.069)	41	417479			66.46- 126.46	49.28
52 Isosafrole						CAS #: 120-58-1		
6.203	6.619	(1.106)	162	848504	100.000	112	70.00- 130.00	100.00(TAQ)
6.202	6.619	(1.106)	104	619201			0.00- 46.22	72.98
6.202	6.619	(1.106)	131	421879			37.69- 97.69	49.72
56 1,2,4,5-Tetrachlorobenzene						CAS #: 95-94-3		
6.454	6.452	(0.884)	216	1334082	100.000	108	80.00- 120.00	100.00(A)
6.454	6.452	(0.884)	214	1059200			48.19- 108.19	79.40
6.453	6.452	(0.883)	108	242682			0.00- 47.81	18.19
60 Safrole						CAS #: 94-59-7		
6.704	6.619	(1.195)	162	810742	100.000	114	70.00- 130.00	100.00(AQ)
6.704	6.619	(1.195)	104	506846			0.00- 46.22	62.52
6.704	6.619	(1.195)	77	321233			0.00- 57.00	39.62
64 1,4-Naphthoquinone						CAS #: 130-15-4		
6.935	6.642	(0.949)	158	769946	100.000	111	70.00- 130.00	100.00(AQ)
6.934	6.642	(0.949)	102	642799			523.56- 583.56	83.49
6.934	6.642	(0.949)	130	341277			0.00- 46.52	44.32
66 1,3-Dinitrobenzene						CAS #: 99-65-0		
7.072	7.368	(0.968)	168	365922	100.000	111	70.00- 130.00	100.00(AQ)
7.072	7.368	(0.968)	75	459984			98.40- 158.40	125.71
7.071	7.368	(0.968)	50	258424			177.84- 237.84	70.62
* 70 Acenaphthene-d10						CAS #: 15067-26-2		
7.304	7.305	(1.000)	164	648924	40.0000		80.00- 120.00	100.00
7.304	7.305	(1.000)	162	619314			64.73- 124.73	95.44
7.304	7.305	(1.000)	160	281073			12.46- 72.46	43.31
73 Pentachlorobenzene						CAS #: 608-93-5		
7.470	7.467	(1.023)	250	1321477	100.000	110	80.00- 120.00	100.00(A)
7.470	7.467	(1.023)	252	887101			34.92- 94.92	67.13
7.468	7.467	(1.022)	108	361543			0.00- 56.94	27.36
77 1-Naphthylamine						CAS #: 134-32-7		
7.584	7.837	(1.038)	143	1187709	100.000	105	70.00- 130.00	100.00(AQ)
7.584	7.837	(1.038)	115	679901			7143.21-7203.21	57.24

RT	EXP RT	REL RT	MASS	RESPONSE	AMOUNTS CAL-AMT (ug/ml)	AMOUNTS ON-COL (ug/ml)	TARGET RANGE	RATIO
77 1-Naphthylamine (continued)								
7.584	7.837	(1.038)	89	135782			2068.79-2128.79	11.43
78 2,3,4,6-Tetrachlorophenol						CAS #: 58-90-2		
7.639	7.634	(1.046)	232	758159	100.000	115	70.00- 130.00	100.00(A)
7.638	7.634	(1.046)	168	205381			42.05- 102.05	27.09
7.638	7.634	(1.046)	131	314637			9.10- 69.10	41.50
79 2-Naphthylamine						CAS #: 91-59-8		
7.665	7.837	(1.049)	143	1569844	100.000	106	70.00- 130.00	100.00(AQ)
7.664	7.837	(1.049)	115	902224			7143.21-7203.21	57.47
7.665	7.837	(1.049)	116	355711			667.96- 727.96	22.66
83 5-Nitro-ortho-toluidine						CAS #: 99-55-8		
7.862	7.896	(1.076)	152	629387	100.000	109	70.00- 130.00	100.00(AQ)
7.862	7.896	(1.076)	106	464571			505.60- 565.60	73.81
7.861	7.896	(1.076)	77	792000			735.48- 795.48	125.84
90 1,3,5-Trinitrobenzene						CAS #: 99-35-4		
8.225	8.152	(1.126)	75	1687776	100.000	102	70.00- 130.00	100.00(AQ)
8.225	8.152	(1.126)	74	1073695			50.14- 110.14	63.62
8.226	8.152	(1.126)	213	664696			40.88- 100.88	39.38
89 Diallate						CAS #: 2303-16-4		
8.232	8.081	(1.127)	86	953832	100.000	118	70.00- 130.00	100.00(AQM)
8.232	8.081	(1.127)	43	886763			0.00- 38.70	92.97
8.237	8.081	(1.128)	234	648083			0.00- 39.00	67.95
92 Phenacetin						CAS #: 62-44-2		
8.277	8.384	(0.945)	109	1034076	100.000	103	70.00- 130.00	100.00(AQ)
8.277	8.384	(0.945)	108	1168639			77.38- 137.38	113.01
8.277	8.384	(0.945)	179	698071			133.19- 193.19	67.51
91 p-Phenylenediamine						CAS #: 106-50-3		
8.277	8.082	(0.945)	108	1168639	100.000	106	70.00- 130.00	100.00(A)
8.276	8.082	(0.945)	80	329795			1858.68-1918.68	28.22
8.276	8.082	(0.944)	53	148213			5306.16-5366.16	12.68
97 Pentachloronitrobenzene						CAS #: 82-68-8		
8.592	8.589	(0.981)	237	553543	100.000	107	80.00- 120.00	100.00(A)
8.593	8.589	(0.981)	295	224022			7.36- 67.36	40.47
8.590	8.589	(0.980)	142	397152			42.99- 102.99	71.75
98 4-Aminobiphenyl						CAS #: 92-67-1		
8.581	8.584	(0.979)	169	2513792	100.000	101	70.00- 130.00	100.00(AQ)
8.581	8.584	(0.979)	168	600675			0.00- 49.63	23.90
8.580	8.584	(0.979)	115	317101			0.00- 40.98	12.61
99 Pronamide						CAS #: 23950-58-5		
8.639	8.781	(0.986)	173	1309518	100.000	105	70.00- 130.00	100.00(AQ)
8.639	8.781	(0.986)	175	863701			2051.90-2111.90	65.96
8.639	8.781	(0.986)	145	511955			63.94- 123.94	39.09

```
                                          AMOUNTS
                                        CAL-AMT   ON-COL
  RT   EXP RT   REL RT   MASS  RESPONSE (ug/ml)  (ug/ml)   TARGET RANGE    RATIO
 ==== ======== ========  ====  ======== =======  =======   ============    =====

* 100 Phenanthrene-d10                                   CAS #: 1517-22-2
8.762    8.761 ( 1.000)   188   1445152 40.0000           80.00- 120.00   100.00
8.761    8.761 ( 1.000)    94     95385                     0.00-  36.35     6.60
8.761    8.761 ( 1.000)    80    133936                     0.00-  37.82     9.27
-------------------------------------------------------------------------------
  102 Dinoseb                                            CAS #: 88-85-7
8.758    8.753 ( 1.000)   211    863563 100.000      100  80.00- 120.00   100.00(A)
8.758    8.753 ( 1.000)   163    340033                     7.77-  67.77    39.38
8.757    8.753 ( 0.999)   117    196302                     0.00-  52.05    22.73
-------------------------------------------------------------------------------
  106 4-Nitroquinoline-1-oxide                           CAS #: 56-57-5
9.551    9.334 ( 1.090)   174     26907 100.000     99.6  70.00- 130.00   100.00(QM)
9.549    9.334 ( 1.090)   128     65857                  429.24- 489.24   244.76
9.549    9.334 ( 1.090)   101    117428                  988.96-1048.96   436.42
-------------------------------------------------------------------------------
  107 Methapyrilene                                      CAS #: 91-80-5
9.612   10.322 ( 1.097)    97     53312 100.000      110  70.00- 130.00   100.00(TAQ)
9.611   10.322 ( 1.097)    58     52845                   11.52-  71.52    99.12
9.612   10.322 ( 1.097)   191      9333                    0.00-  52.18    17.51
-------------------------------------------------------------------------------
  108 Isodrin                                            CAS #: 465-73-6
9.803   10.279 ( 1.119)   193    459152 100.000      104  70.00- 130.00   100.00(AQ)
9.802   10.279 ( 1.119)    66    400121                17952.44-18012.44    87.14
9.803   10.279 ( 1.119)   195    394973                1135.23-1195.23    86.02
-------------------------------------------------------------------------------
  113 Aramite                                            CAS #: 140-57-8
10.374  10.370 ( 0.914)   185    421596 100.000      107  80.00- 120.00   100.00(AM)
10.374  10.370 ( 0.914)   191    219555                   21.78-  81.78    52.08
10.299  10.370 ( 0.907)   319    156882                    6.67-  66.67    37.21
-------------------------------------------------------------------------------
  114 p-Dimethylamino azobenzene                         CAS #: 60-11-7
10.465  10.323 ( 0.922)   225   1106438 100.000      114  70.00- 130.00   100.00(AQ)
10.464  10.323 ( 0.922)   120   1041345                   99.50- 159.50    94.12
10.464  10.323 ( 0.922)    77   1071168                    9.48-  69.48    96.81
-------------------------------------------------------------------------------
  115 Chlorobenzilate                                    CAS #: 510-15-6
10.507  10.503 ( 0.925)   251   1721851 100.000      114  80.00- 120.00   100.00(A)
10.508  10.503 ( 0.925)   253   1163259                   35.78-  95.78    67.56
10.506  10.503 ( 0.925)   139   1535478                   60.72- 120.72    89.18
-------------------------------------------------------------------------------
  116 Kepone                                             CAS #: 143-50-0
10.849  10.840 ( 0.955)   272    251870 100.000     98.0  80.00- 120.00   100.00(QM)
10.849  10.840 ( 0.955)   274    190307                   51.74- 111.74    75.56
11.100  10.840 ( 0.978)   237    349217                    0.00-  59.52   138.65
-------------------------------------------------------------------------------
  117 3,3-Dimethylbenzidine                              CAS #: 119-93-7
10.796  10.799 ( 0.951)   212   2806332 100.000     95.0  70.00- 130.00   100.00(Q)
10.796  10.799 ( 0.951)   106    211325                 2299.94-2359.94     7.53
10.796  10.799 ( 0.951)   180    231121                    6.44-  66.44     8.24
-------------------------------------------------------------------------------
  119 2-Acetylaminofluorene                              CAS #: 53-96-3
11.049  10.324 ( 0.973)   181   2024237 100.000      119  70.00- 130.00   100.00(TAQ)
11.050  10.324 ( 0.973)   223   1310915                  491.83- 551.83    64.76
```

RT	EXP RT	REL RT	MASS	RESPONSE	AMOUNTS CAL-AMT (ug/ml)	AMOUNTS ON-COL (ug/ml)	TARGET RANGE	RATIO
119 2-Acetylaminofluorene (continued)								
11.049	10.324	(0.973)	180	1704198			639.65- 699.65	84.19
* 121 Chrysene-d12						CAS #: 1719-03-5		
11.355	11.359	(1.000)	240	1652208	40.0000		80.00- 120.00	100.00
11.353	11.359	(1.000)	120	88837			0.00- 36.38	5.38
11.355	11.359	(1.000)	236	440779			0.00- 57.06	26.68
126 7,12-Dimethylbenz(a)anthracen						CAS #: 57-97-6		
12.326	12.088	(0.972)	256	2694774	100.000	115	70.00- 130.00	100.00(AQ)
12.326	12.088	(0.972)	241	1601246			77.87- 137.87	59.42
12.326	12.088	(0.972)	239	1320115			73.24- 133.24	48.99
* 130 Perylene-d12						CAS #: 1520-96-3		
12.681	12.682	(1.000)	264	1650138	40.0000		80.00- 120.00	100.00
12.680	12.682	(1.000)	260	408564			0.00- 54.80	24.76
12.680	12.682	(1.000)	265	375387			0.00- 53.39	22.75
131 3-Methylcholanthrene						CAS #: 56-49-5		
12.955	12.847	(1.022)	268	2981313	100.000	113	70.00- 130.00	100.00(A)
12.955	12.847	(1.022)	252	1342270			13.23- 73.23	45.02
12.955	12.847	(1.022)	253	1134420			6.61- 66.61	38.05
132 Dibenz(a,j)acridine						CAS #: 224-42-0		
13.548	13.755	(1.068)	279	3937425	100.000	103	70.00- 130.00	100.00(AQ)
13.548	13.755	(1.068)	280	1018095			0.00- 41.79	25.86
13.548	13.755	(1.068)	277	652913			93.47- 153.47	16.58

QC Flag Legend

T - Target compound detected outside RT window.
A - Target compound detected but, quantitated amount exceeded maximum amount.
Q - Qualifier signal failed the ratio test.
M - Compound response manually integrated.

Data File: \\Svecd04\DD\chem\smsd03.i\S3042312.b\AP9CAL7.D
Date : 23-APR-2012 17:06
Client ID: AP9CAL7
Sample Info: 45955
Purge Volume: 1000.0
Column phase: HPMS-5

Instrument: smsd03.i
Operator: PEL
Column diameter: 0.25

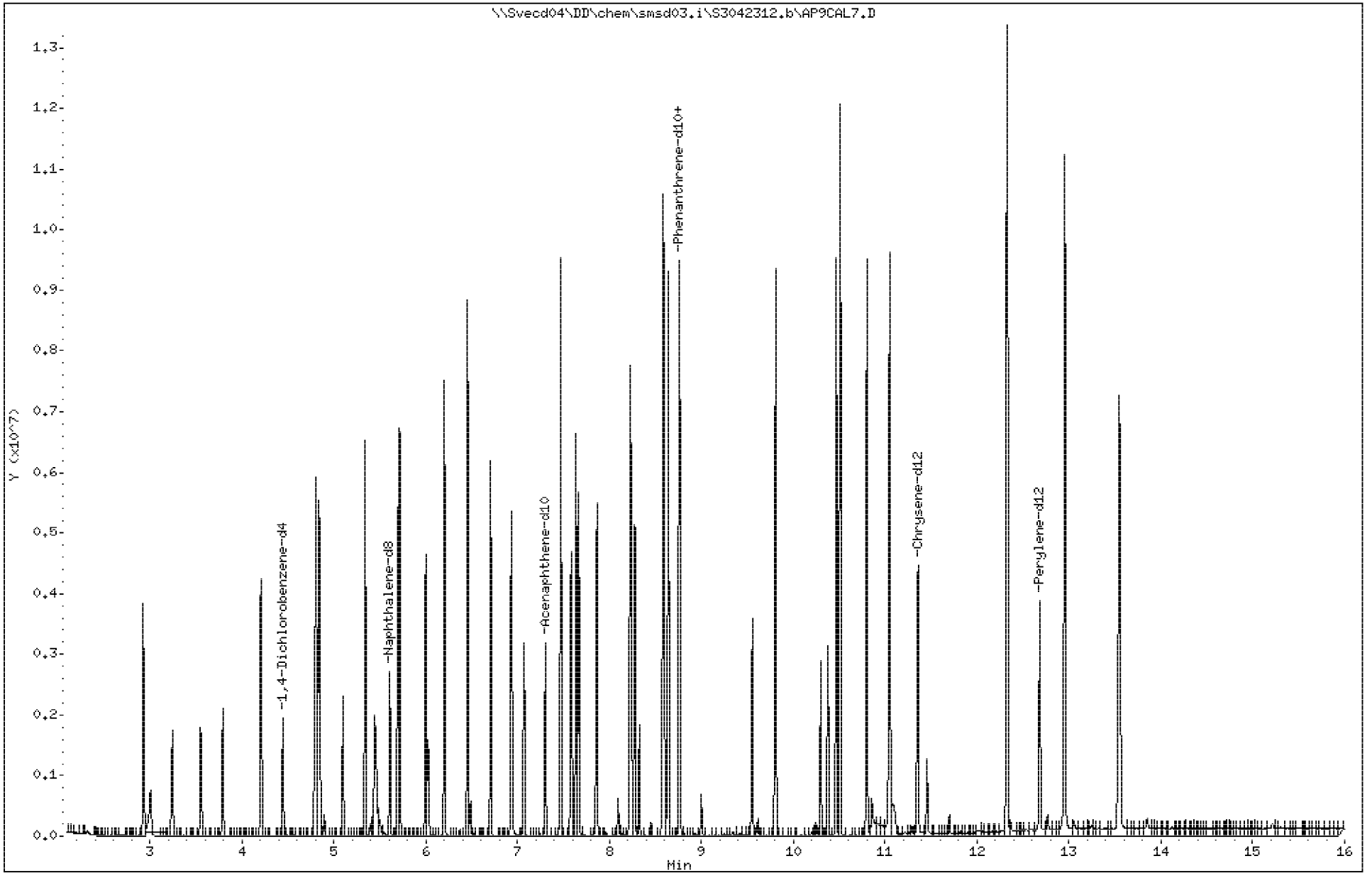

1328

3505892

Data File: \\Svecd04\DD\chem\smsd03.i\S3042312.b\AP9CAL7.D

Date : 23-APR-2012 17:06

Client ID: AP9CAL7 | Instrument: smsd03.i

Sample Info: 45955

Purge Volume: 1000.0 | Operator: PEL

Column phase: HPMS-5 | Column diameter: 0.25

3 2- Picoline | Concentration: 106 ug/l

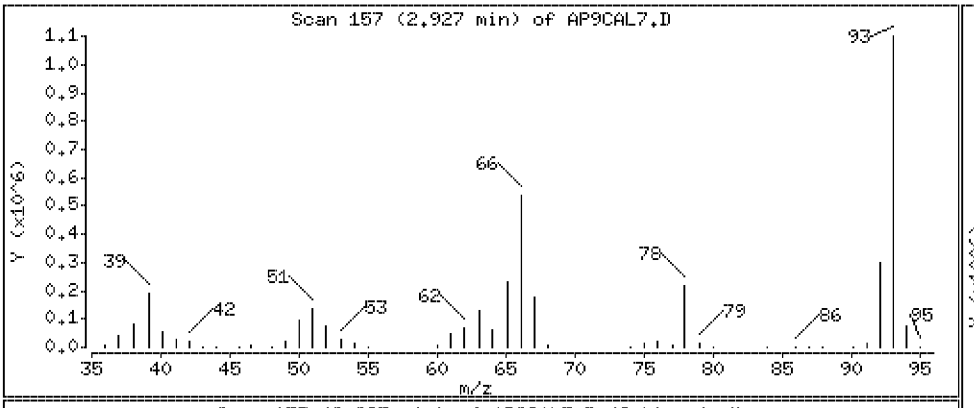

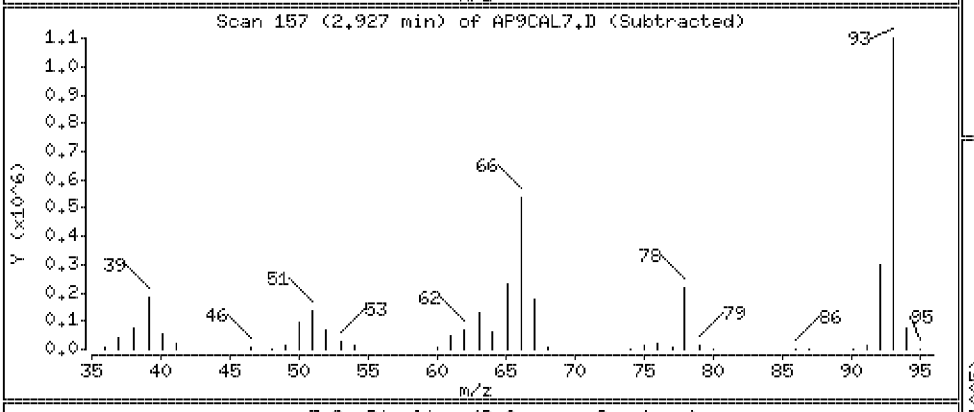

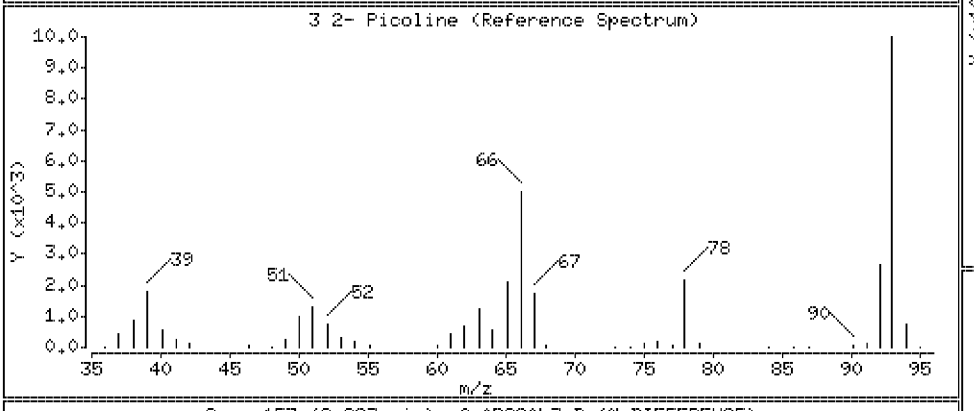

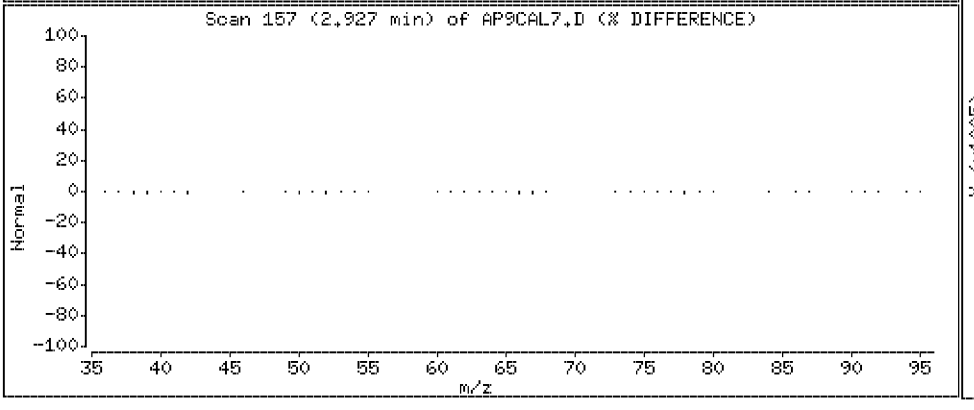

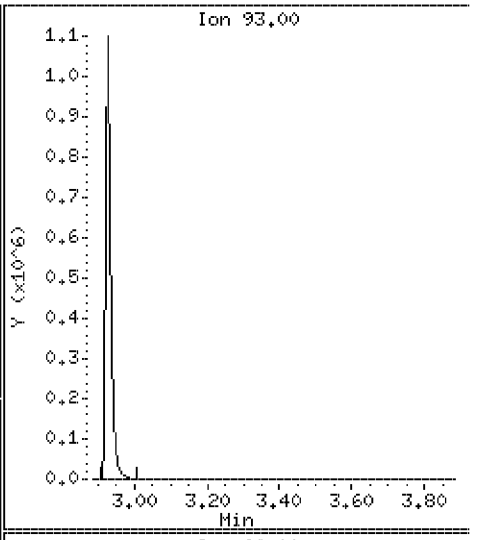

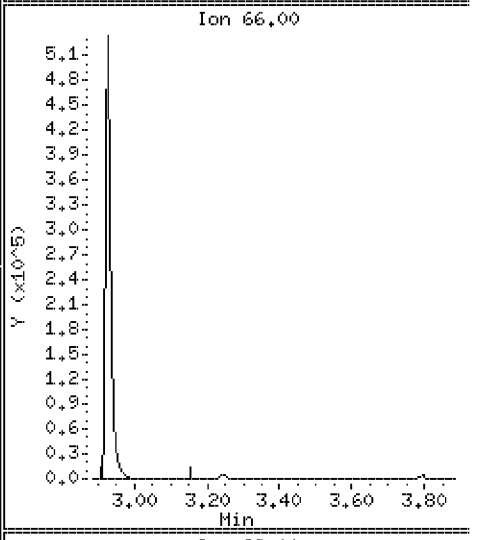

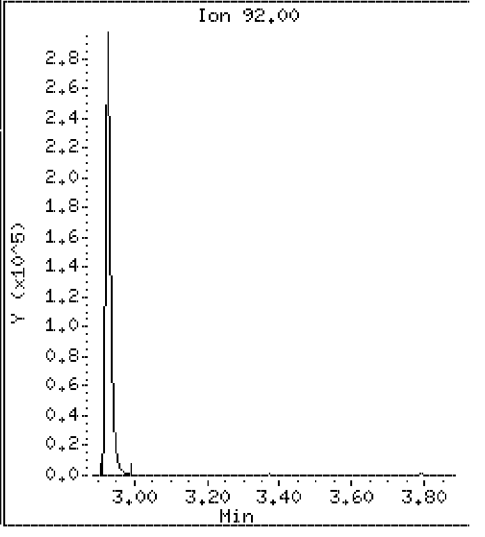

Data File: \\Svecd04\DD\chem\smsd03.i\S3042312.b\AP9CAL7.D

Date : 23-APR-2012 17:06

Client ID: AP9CAL7 | Instrument: smsd03.i

Sample Info: 45955

Purge Volume: 1000.0 | Operator: PEL

Column phase: HPMS-5 | Column diameter: 0.25

4 N-Nitrosomethylethylamine | Concentration: 105 ug/l

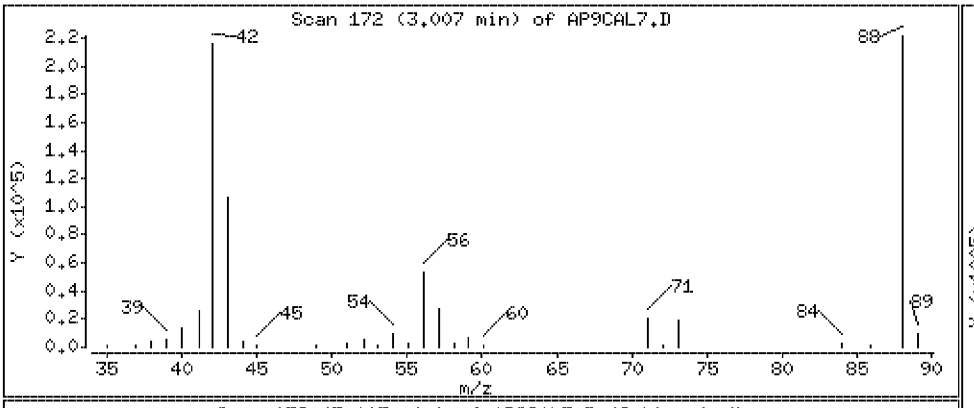

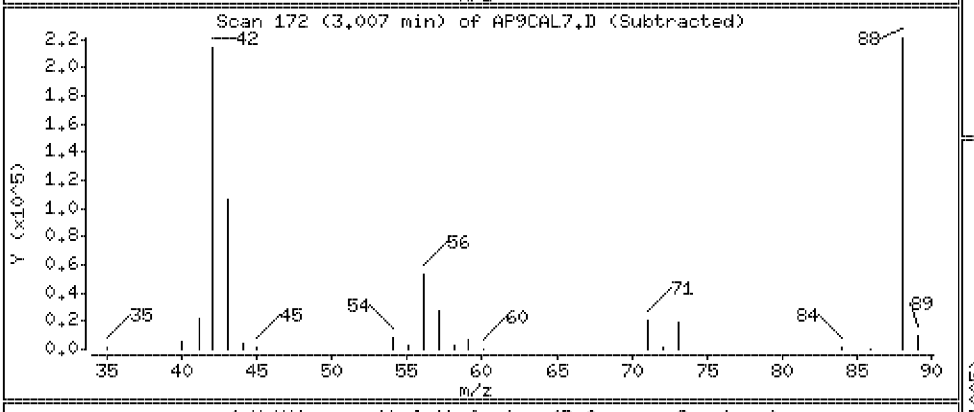

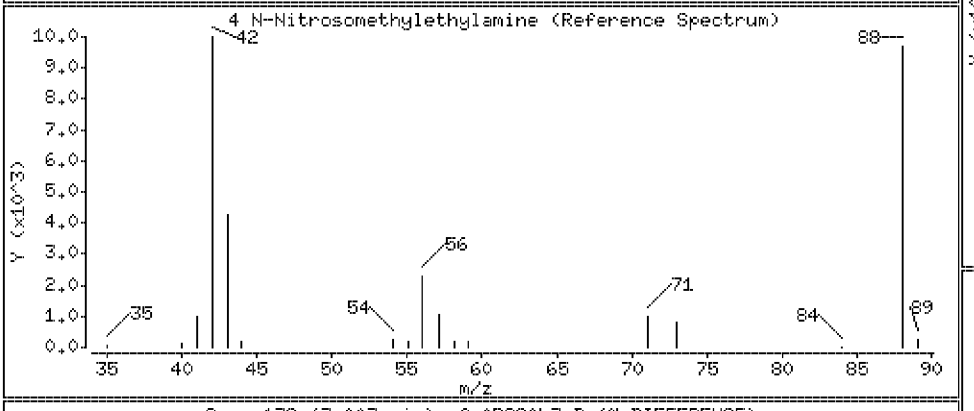

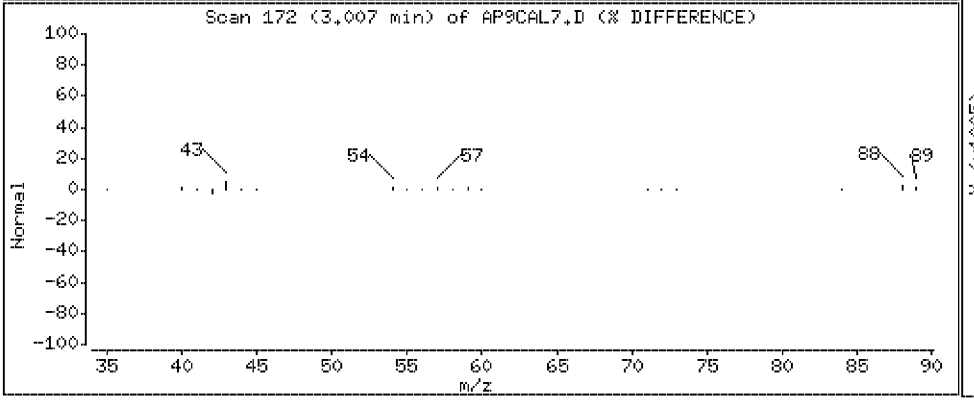

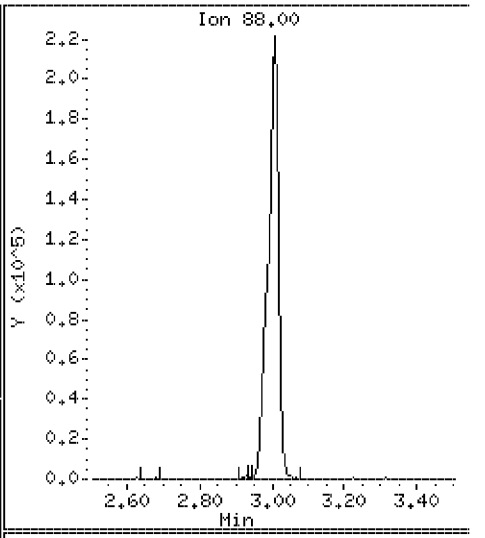

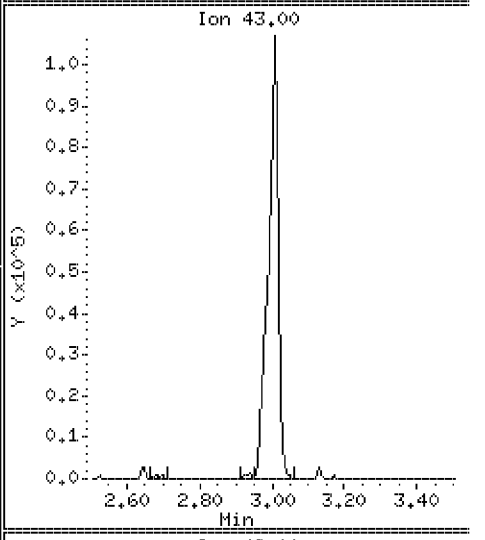

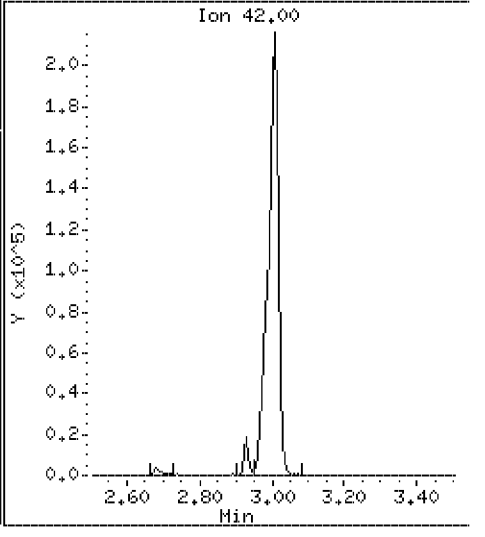

Data File: \\Svecd04\DD\chem\smsd03.i\S3042312.b\AP9CAL7.D

Date : 23-APR-2012 17:06

Client ID: AP9CAL7

Instrument: smsd03.i

Sample Info: 45955

Purge Volume: 1000.0

Operator: PEL

Column phase: HPMS-5

Column diameter: 0.25

5 Methyl Methanesulfonate

Concentration: 102 ug/l

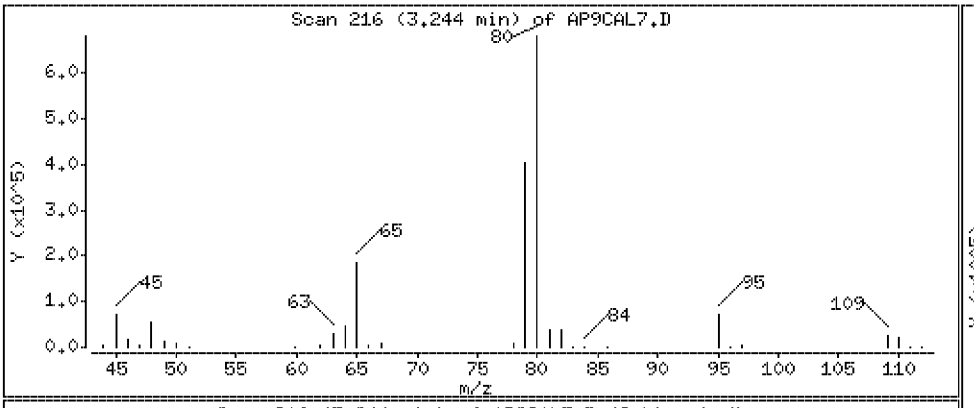

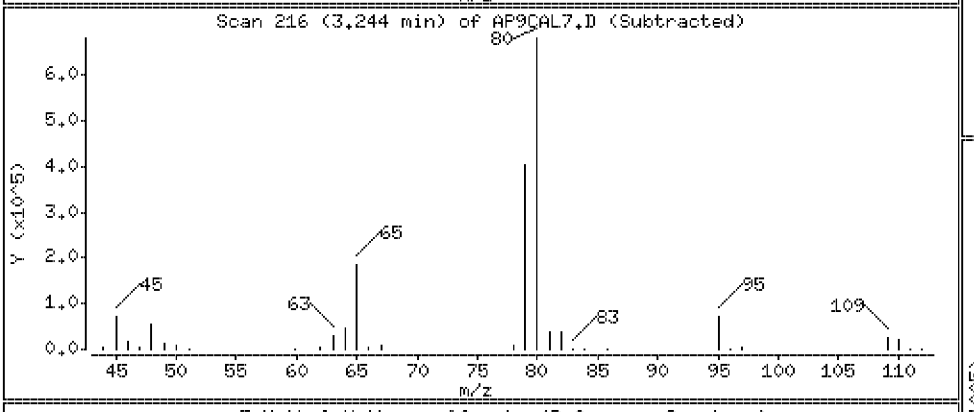

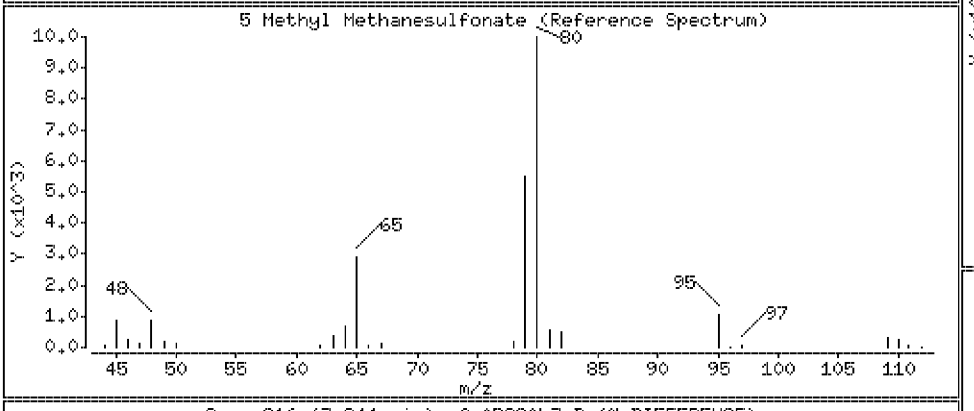

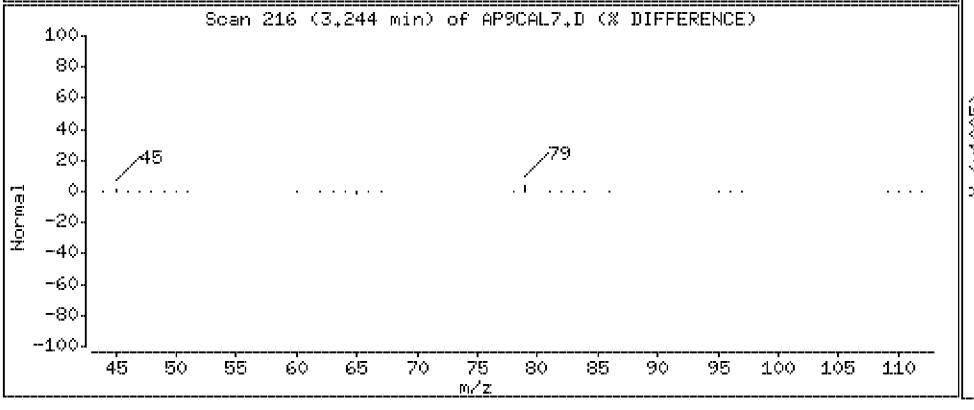

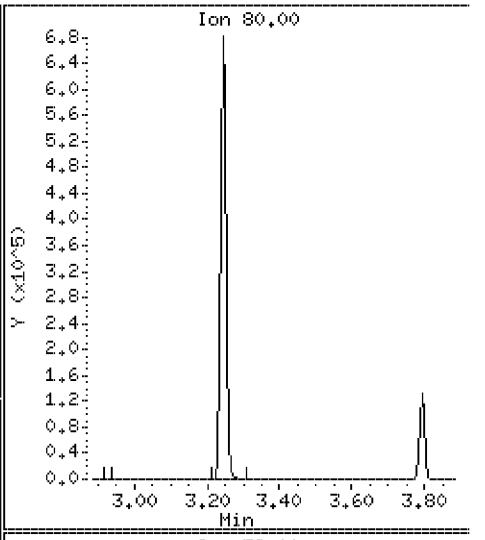

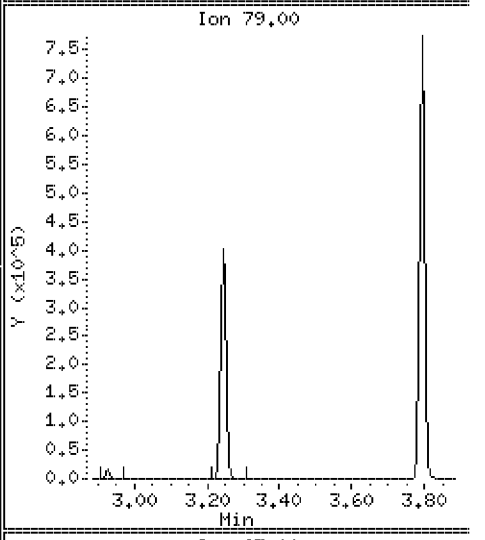

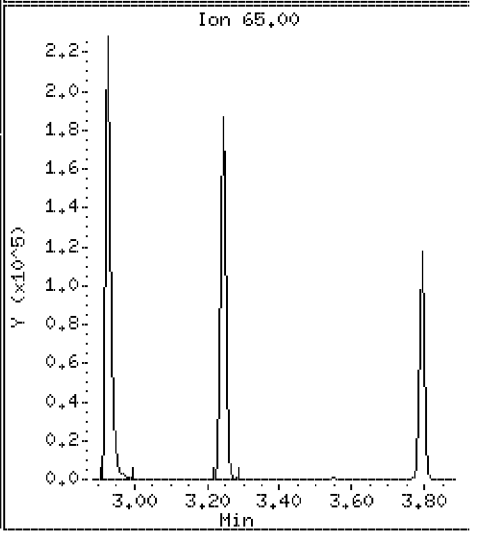

Data File: \\Svecd04\DD\chem\smsd03.i\S3042312.b\AP9CAL7.D

Date : 23-APR-2012 17:06

Client ID: AP9CAL7

Instrument: smsd03.i

Sample Info: 45955

Purge Volume: 1000.0

Operator: PEL

Column phase: HPMS-5

Column diameter: 0.25

7 N-Nitrosodiethylamine

Concentration: 110 ug/l

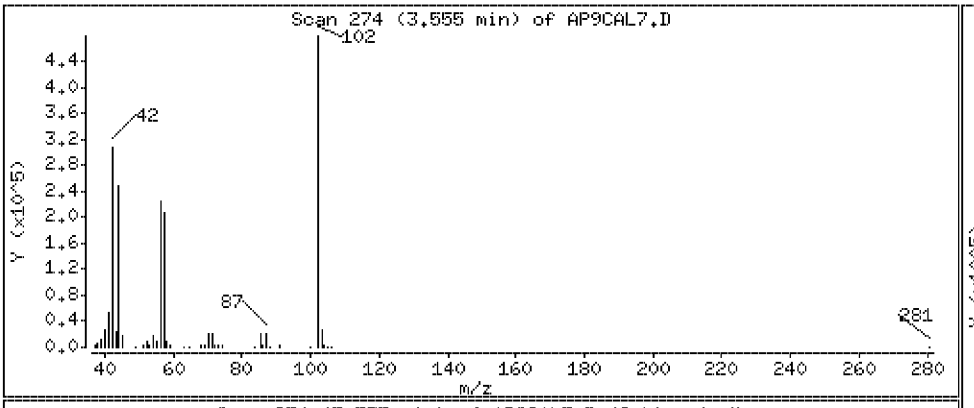

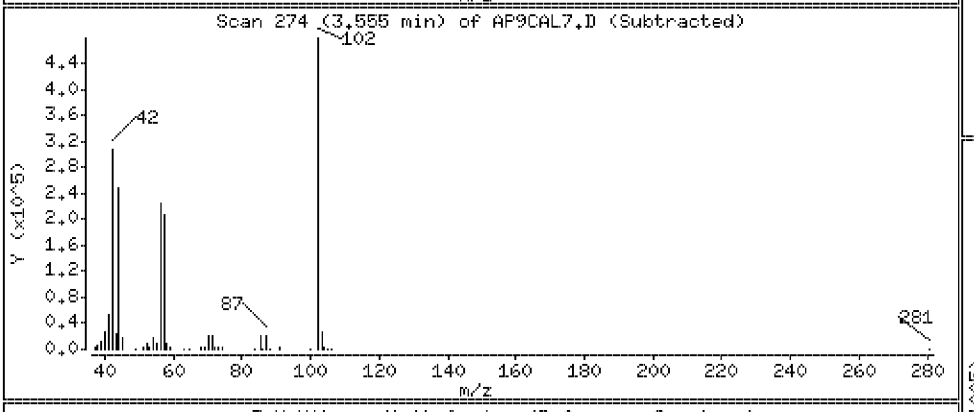

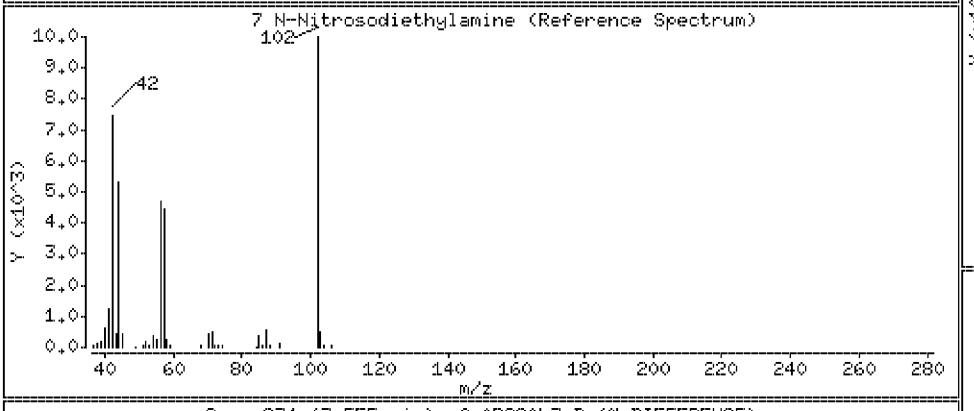

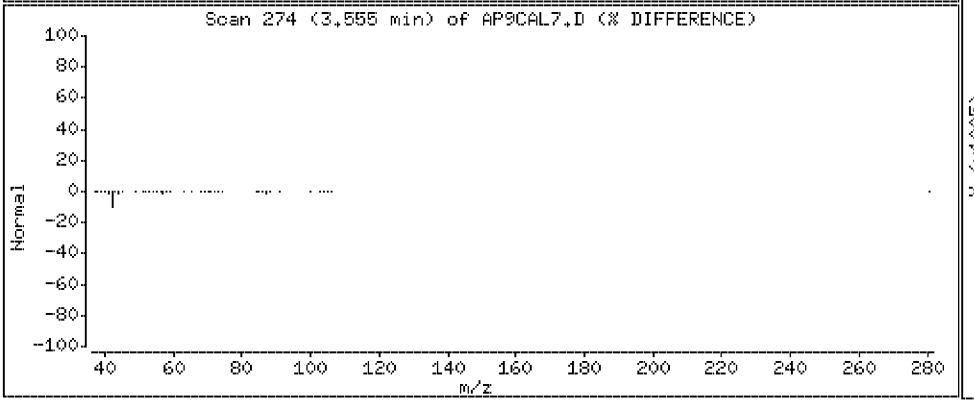

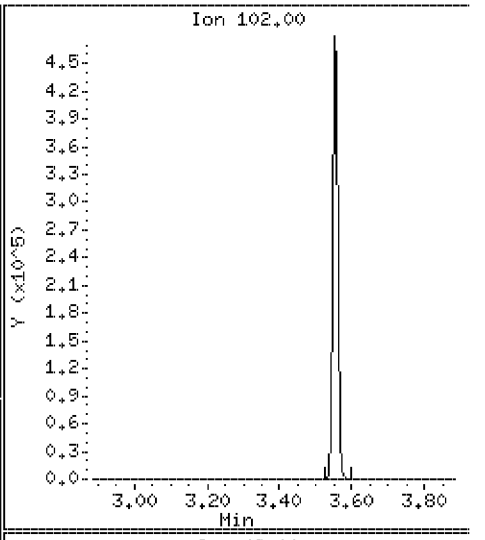

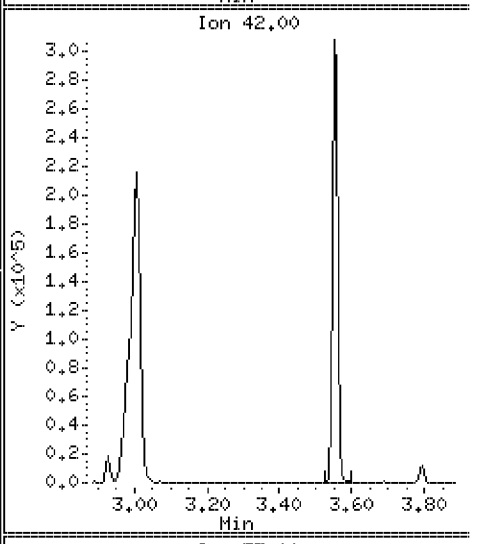

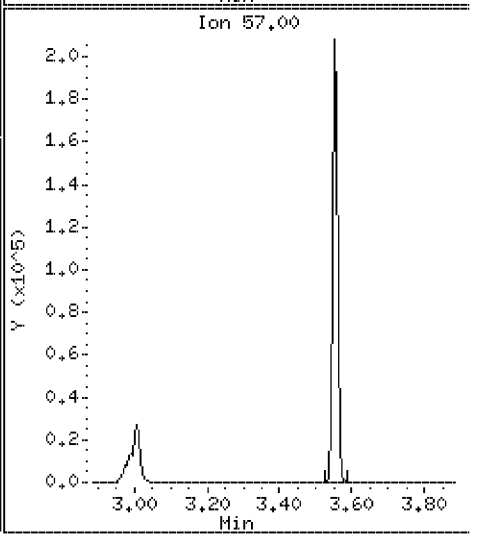

Data File: \\Svecd04\DD\chem\smsd03.i\S3042312.b\AP9CAL7.D

Date : 23-APR-2012 17:06

Client ID: AP9CAL7 | Instrument: smsd03.i

Sample Info: 45955

Purge Volume: 1000.0 | Operator: PEL

Column phase: HPMS-5 | Column diameter: 0.25

8 Ethyl Methanesulfonate | Concentration: 104 ug/l

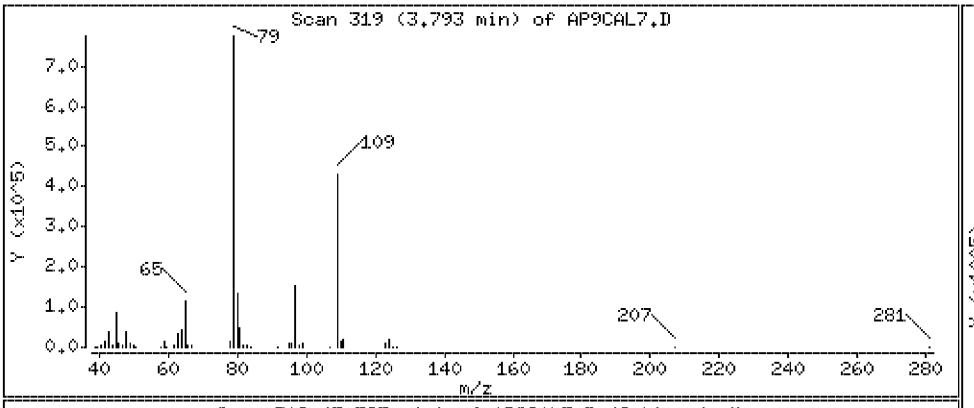

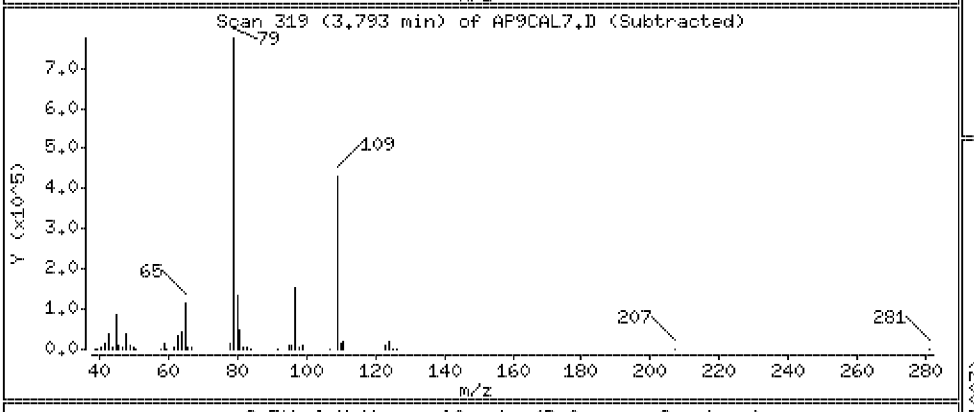

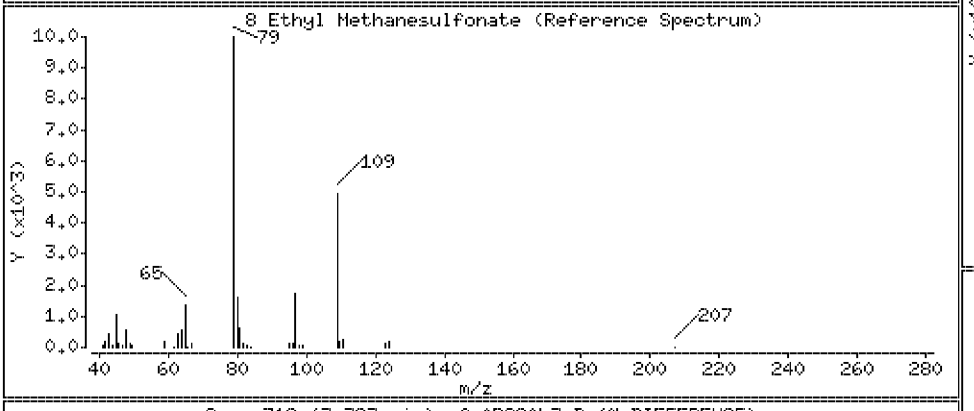

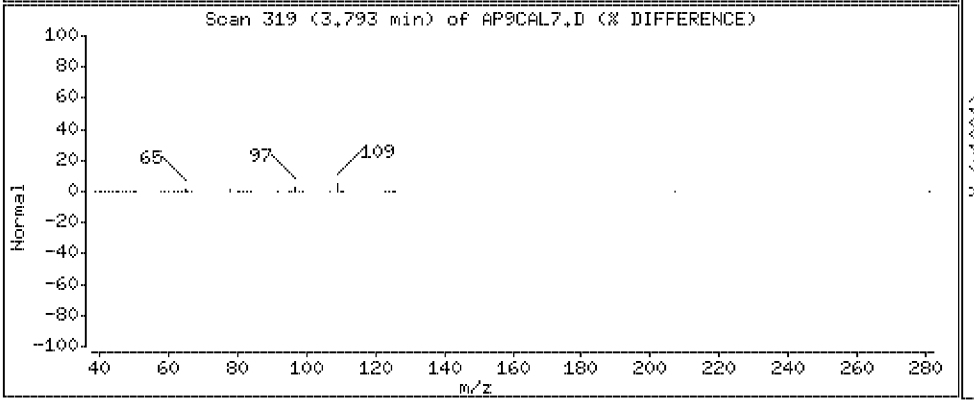

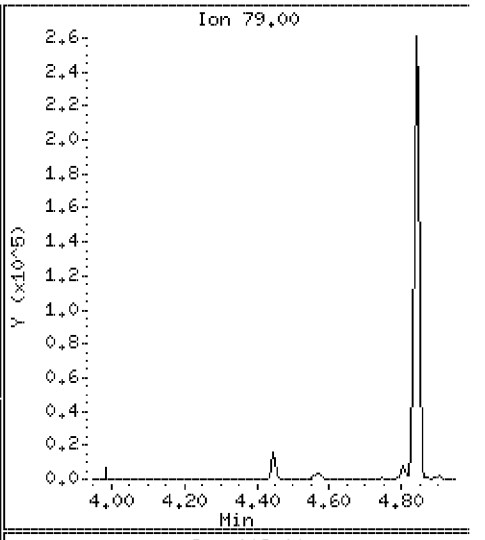

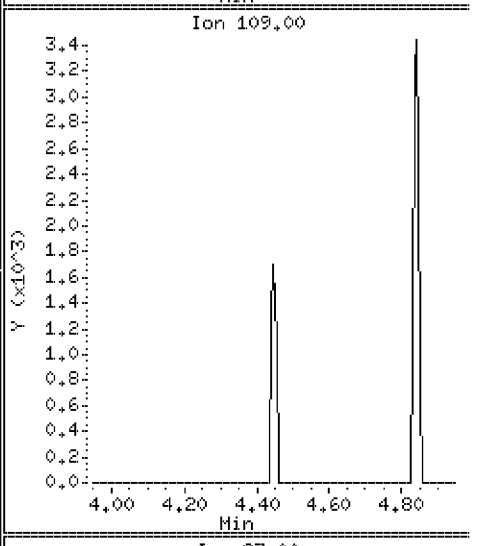

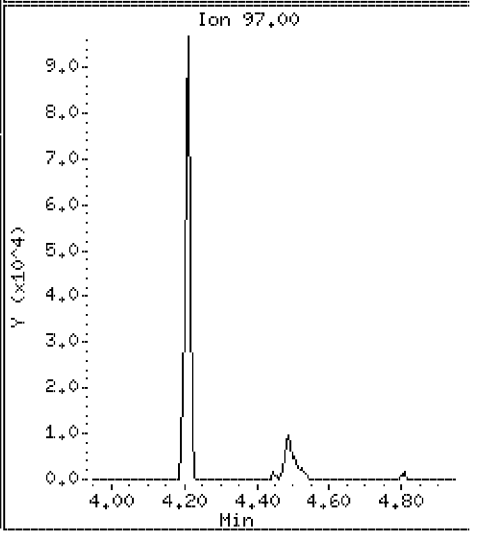

Data File: \\Svecd04\DD\chem\smsd03.i\S3042312.b\AP9CAL7.D

Date : 23-APR-2012 17:06

Client ID: AP9CAL7 | Instrument: smsd03.i

Sample Info: 45955

Purge Volume: 1000.0 | Operator: PEL

Column phase: HPMS-5 | Column diameter: 0.25

12 Pentachloroethane | Concentration: 109 ug/l

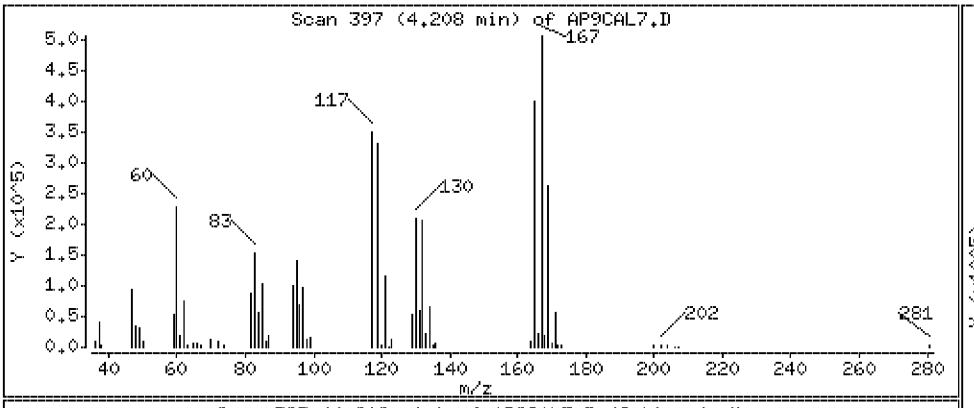

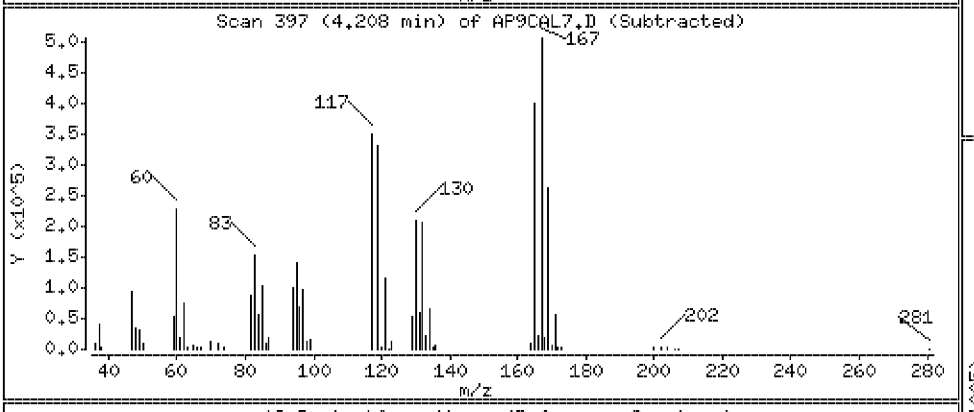

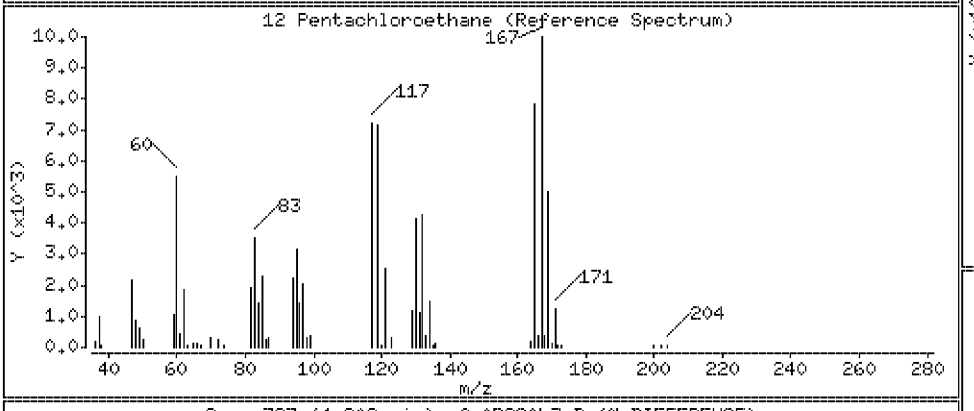

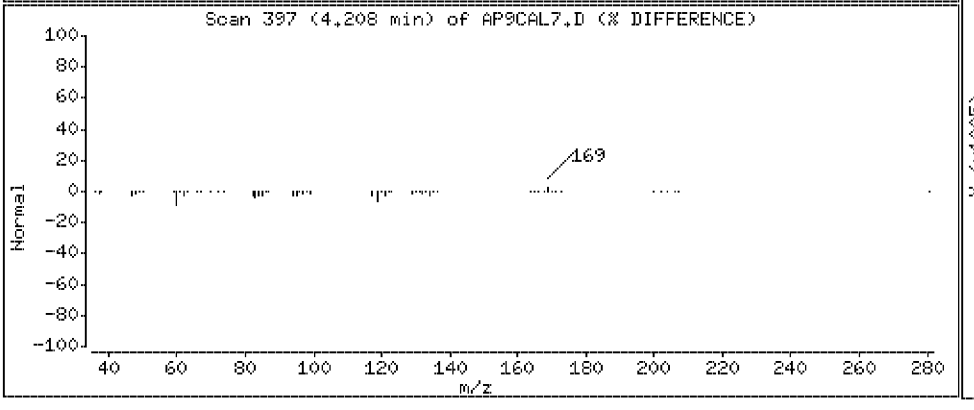

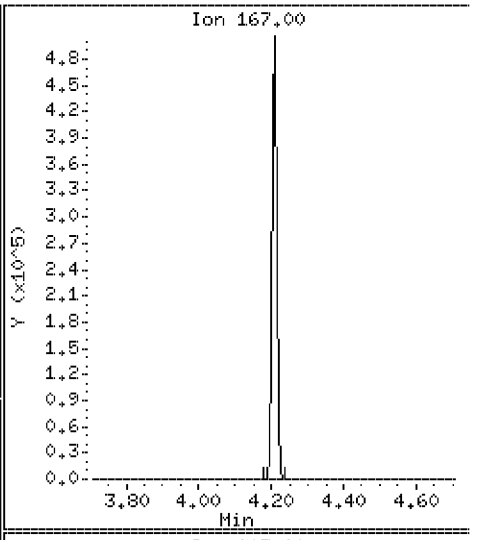

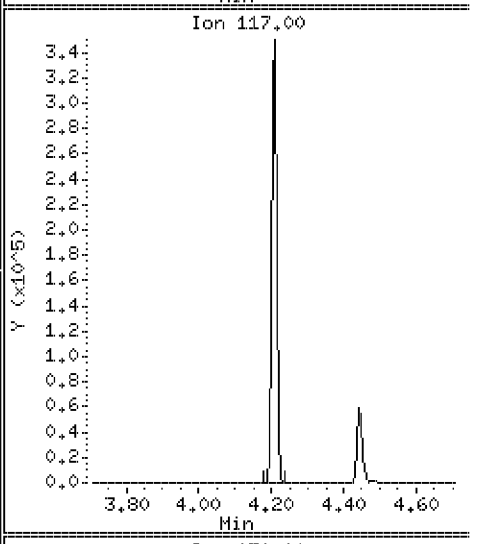

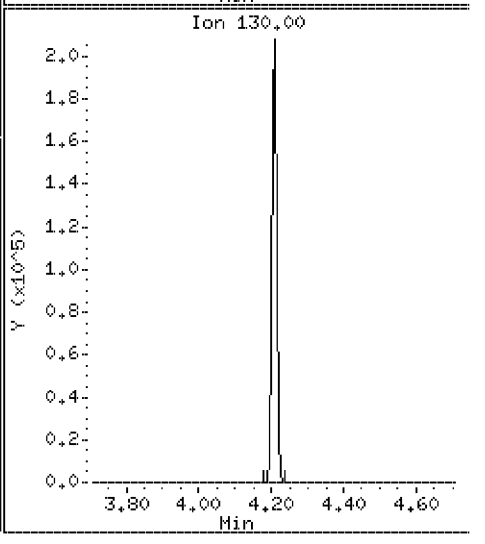

Data File: \\Svecd04\DD\chem\smsd03.i\S3042312.b\AP9CAL7.D

Date : 23-APR-2012 17:06

Client ID: AP9CAL7 | Instrument: smsd03.i

Sample Info: 45955

Purge Volume: 1000.0 | Operator: PEL

Column phase: HPMS-5 | Column diameter: 0.25

24 N-Nitrosopyrrolidine | Concentration: 115 ug/l

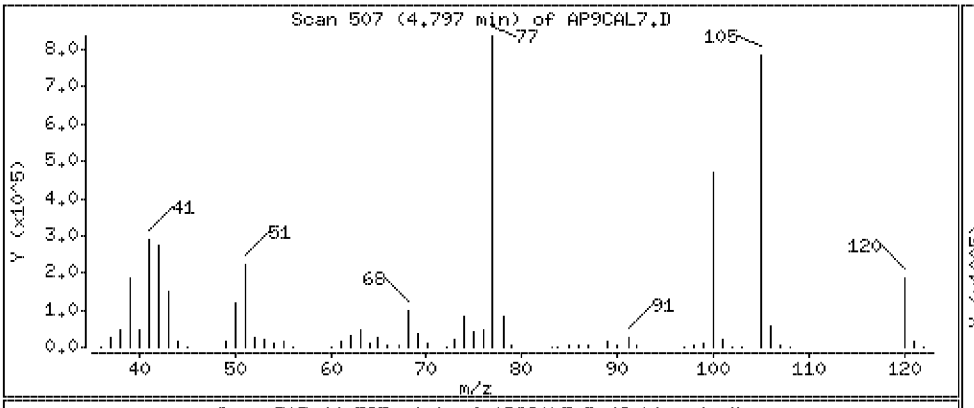

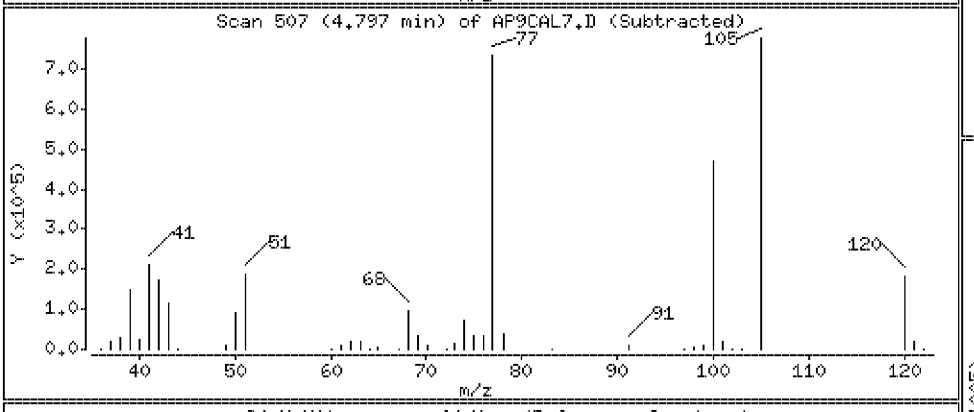

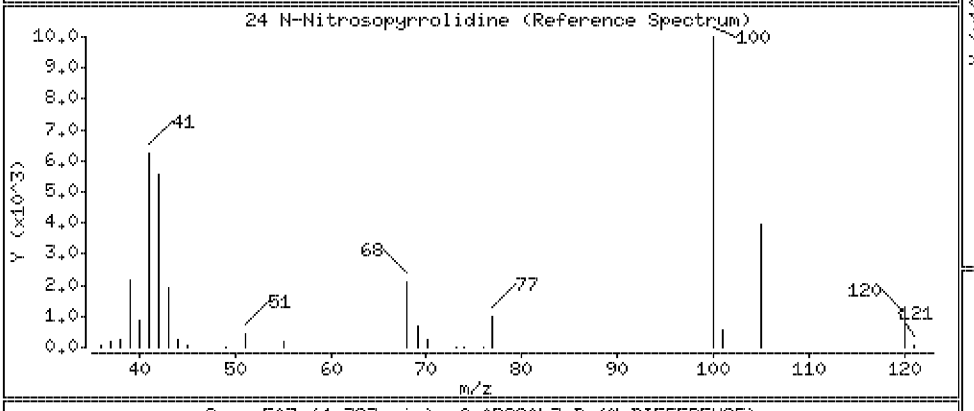

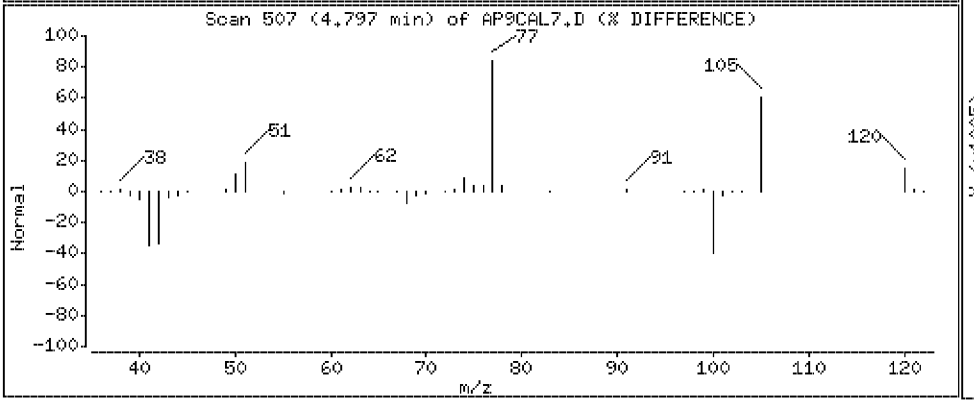

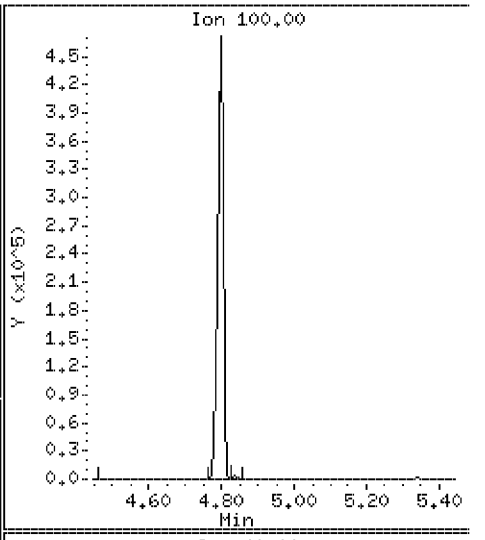

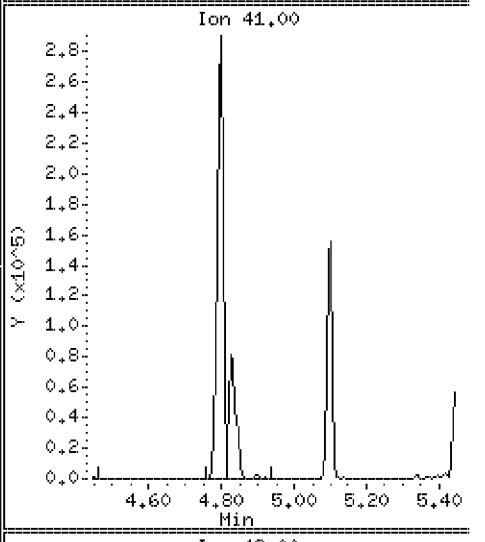

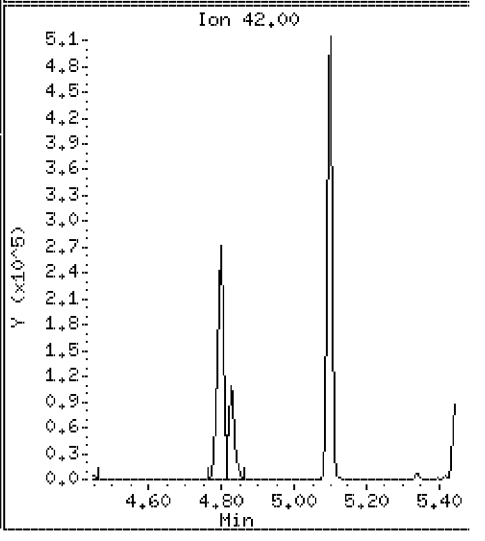

Data File: \\Svecd04\DD\chem\smsd03.i\S3042312.b\AP9CAL7.D

Date : 23-APR-2012 17:06

Client ID: AP9CAL7 Instrument: smsd03.i

Sample Info: 45955

Purge Volume: 1000.0 Operator: PEL

Column phase: HPMS-5 Column diameter: 0.25

25 Acetophenone Concentration: 108 ug/l

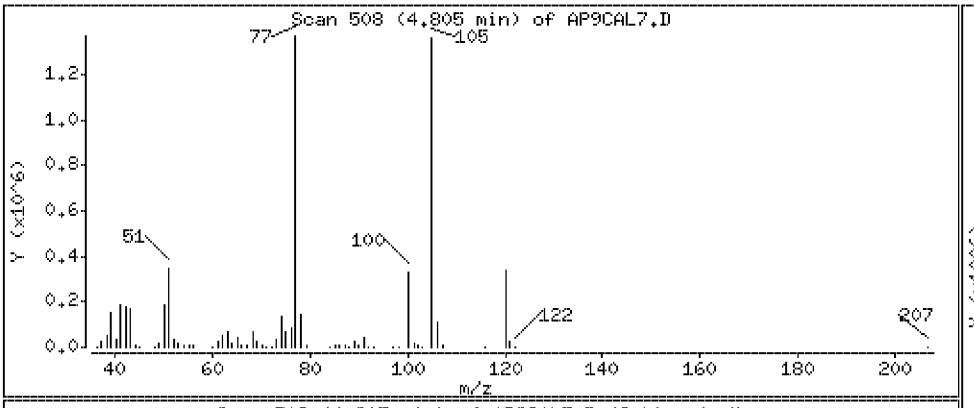

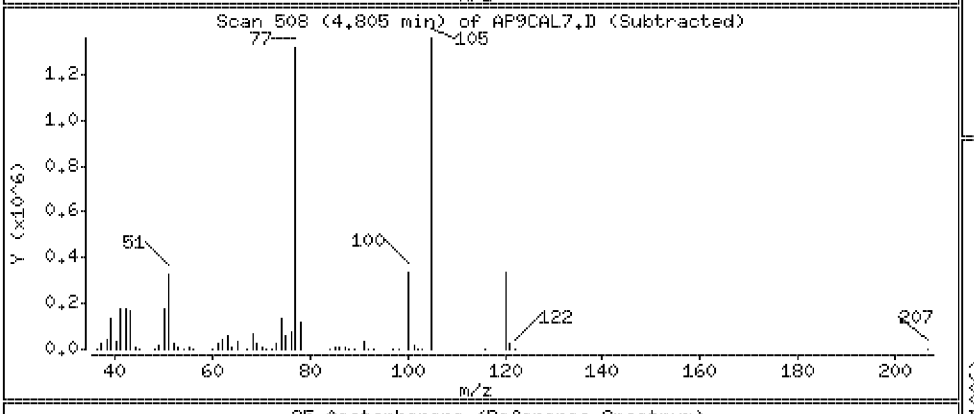

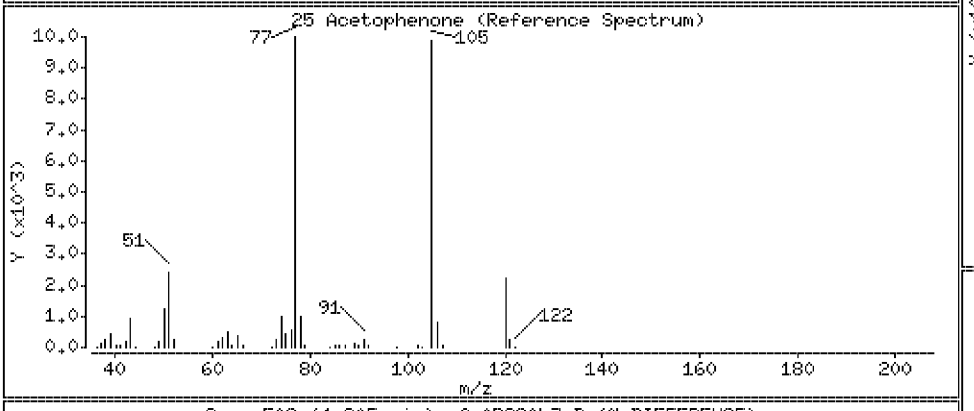

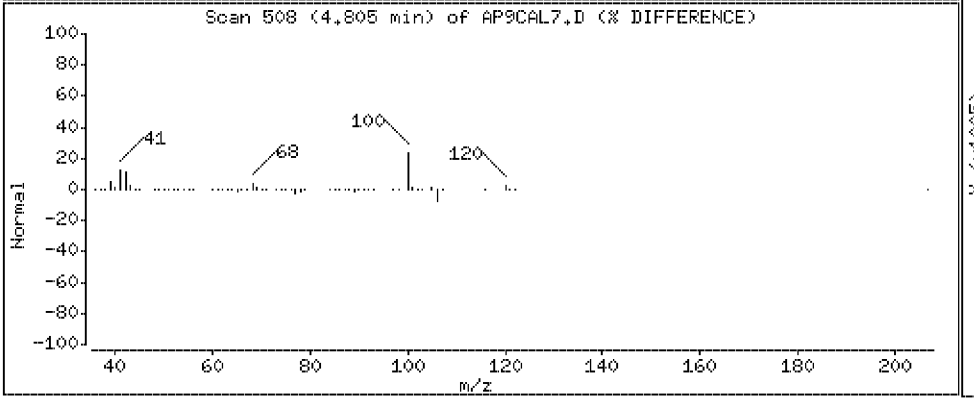

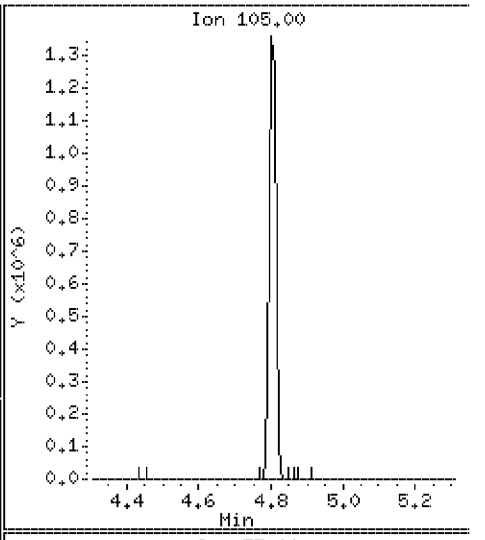

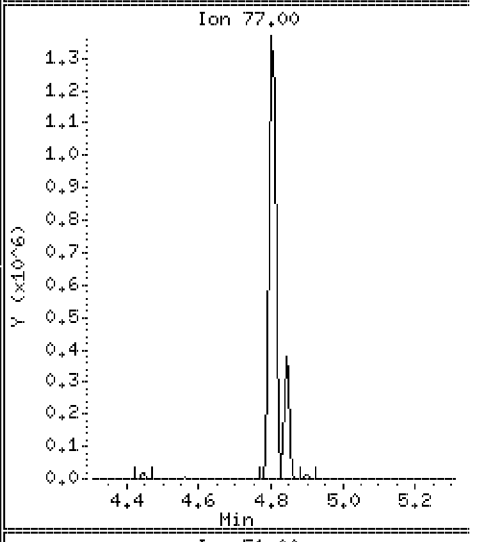

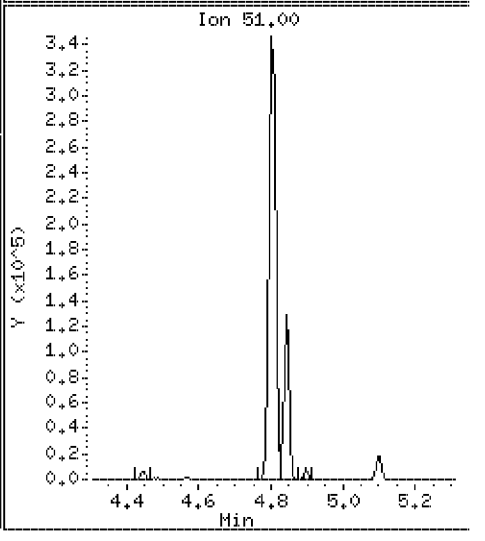

Data File: \\Svecd04\DD\chem\smsd03.i\S3042312.b\AP9CAL7.D

Date : 23-APR-2012 17:06

Client ID: AP9CAL7 Instrument: smsd03.i

Sample Info: 45955

Purge Volume: 1000.0 Operator: PEL

Column phase: HPMS-5 Column diameter: 0.25

27 N-Nitrosomorpholine Concentration: 112 ug/l

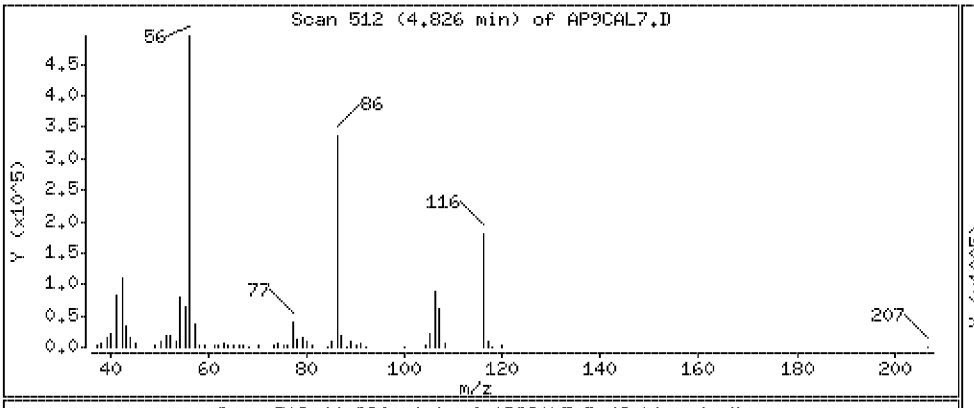

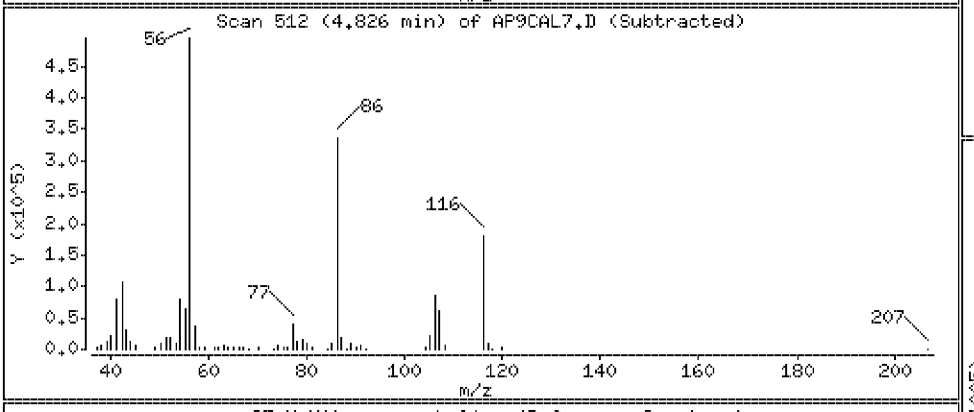

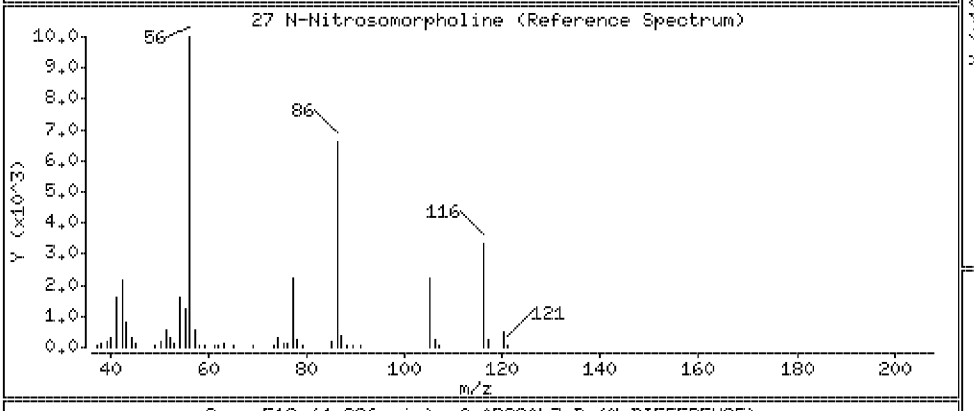

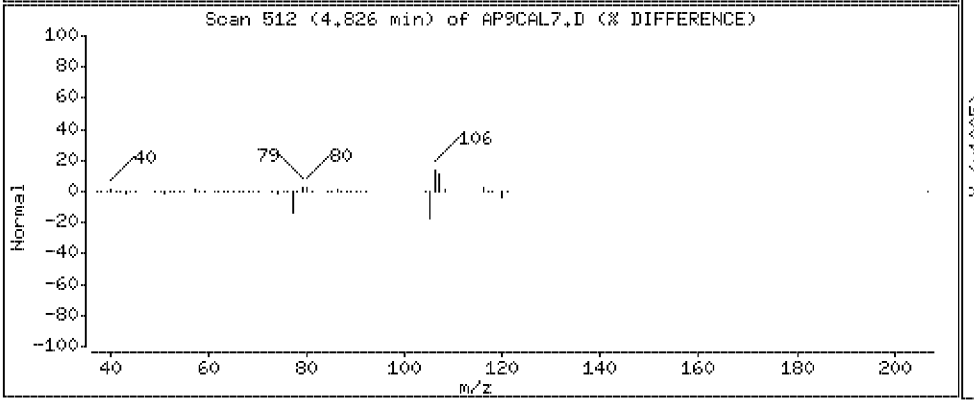

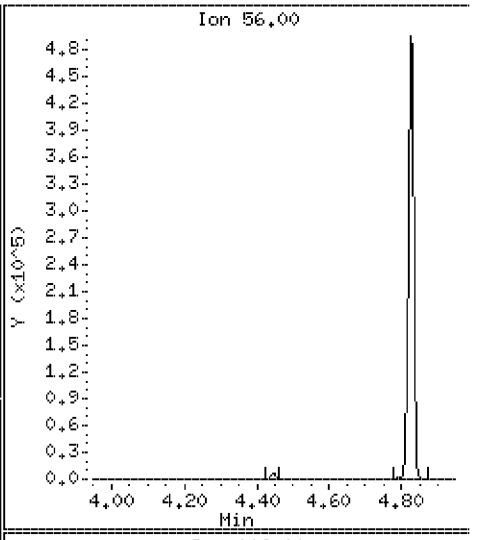

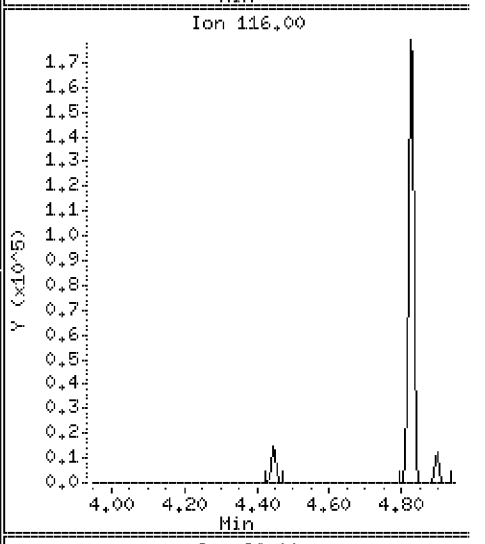

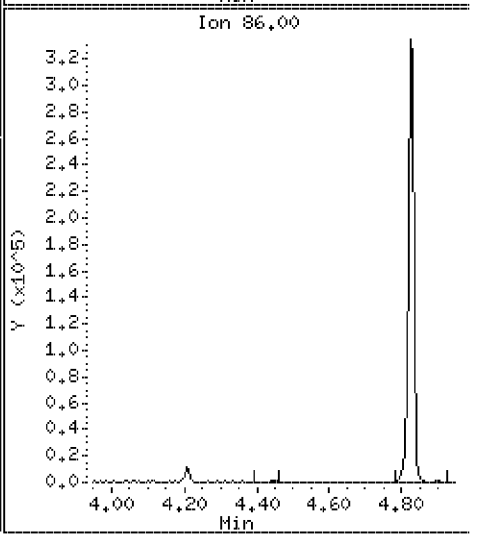

Data File: \\Svecd04\DD\chem\smsd03.i\S3042312.b\AP9CAL7.D

Date : 23-APR-2012 17:06

Client ID: AP9CAL7 | Instrument: smsd03.i

Sample Info: 45955

Purge Volume: 1000.0 | Operator: PEL

Column phase: HPMS-5 | Column diameter: 0.25

29 o-Toluidine | Concentration: 111 ug/l

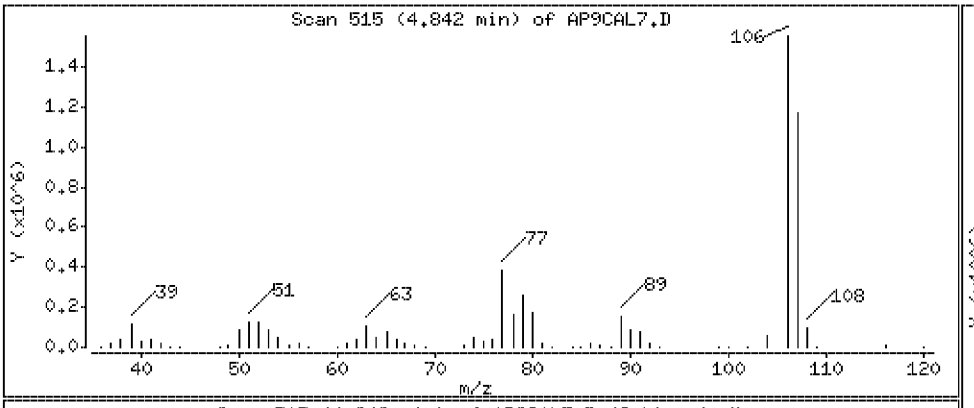

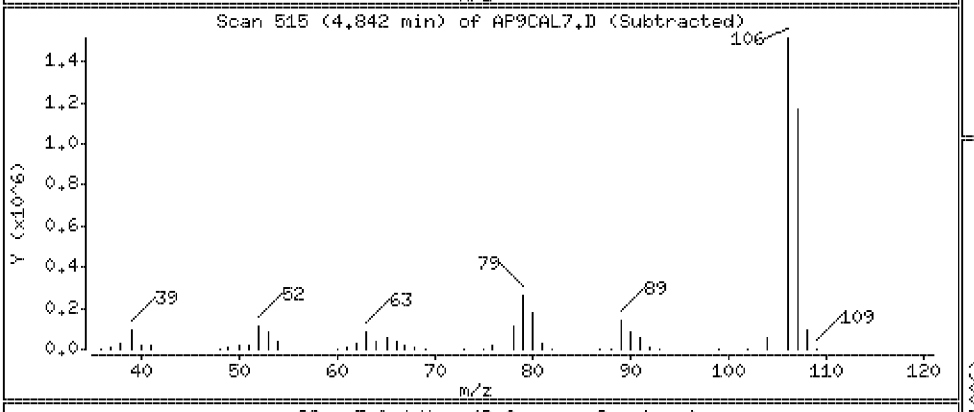

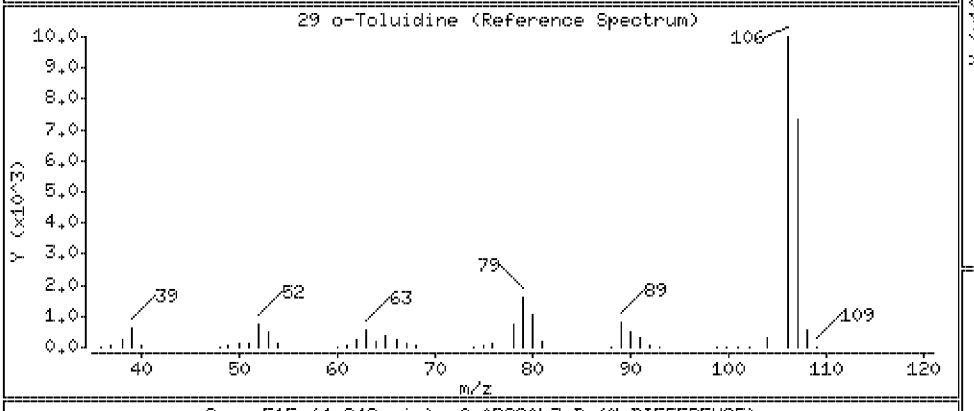

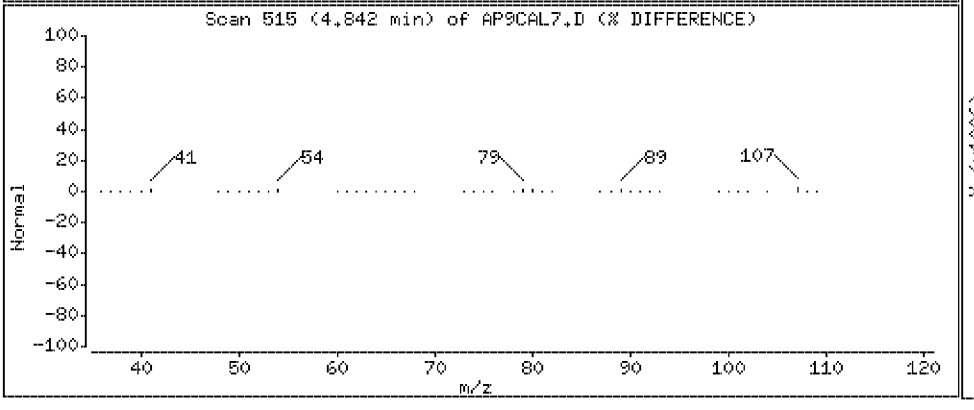

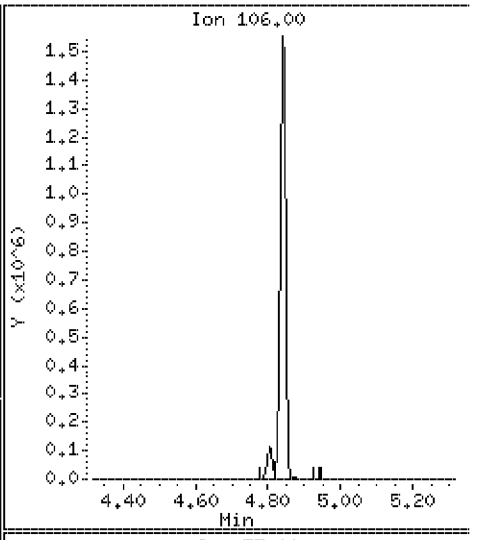

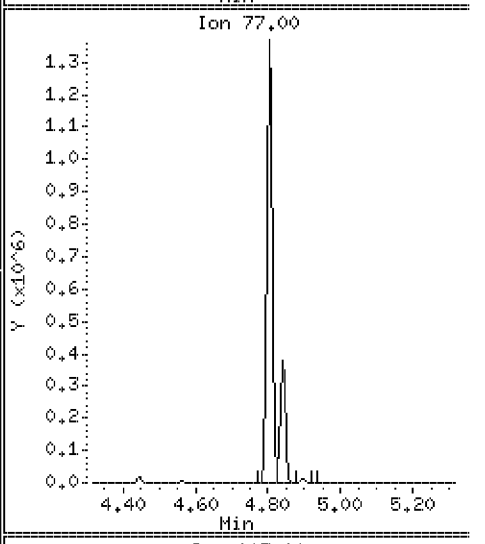

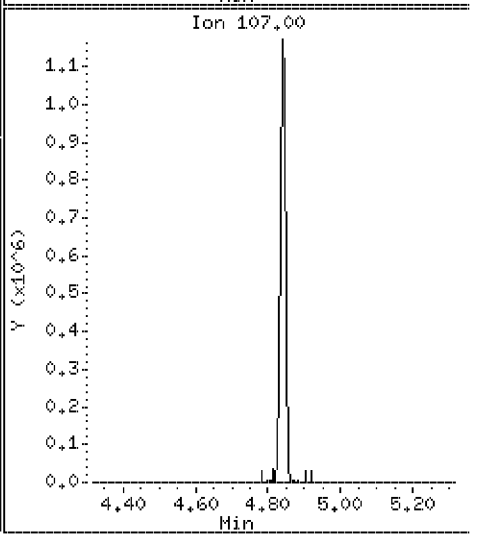

Data File: \\Svecd04\DD\chem\smsd03.i\S3042312.b\AP9CAL7.D

Date : 23-APR-2012 17:06

Client ID: AP9CAL7 | Instrument: smsd03.i

Sample Info: 45955

Purge Volume: 1000.0 | Operator: PEL

Column phase: HPMS-5 | Column diameter: 0.25

33 N-Nitrosopiperidine | Concentration: 109 ug/l

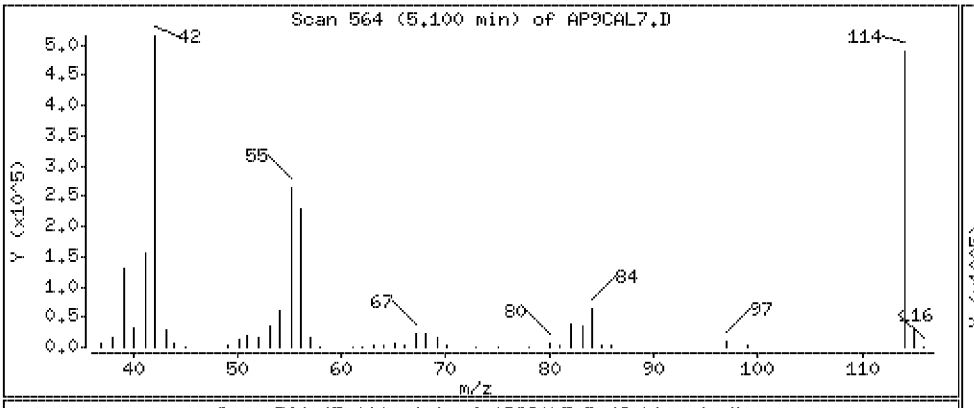

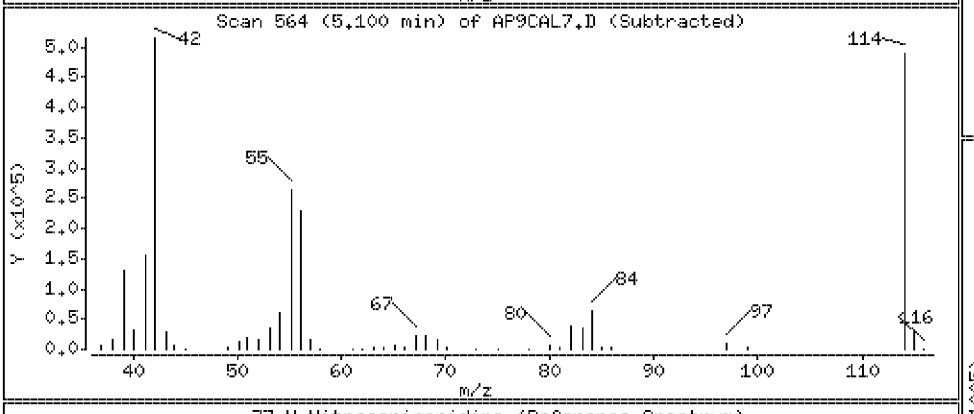

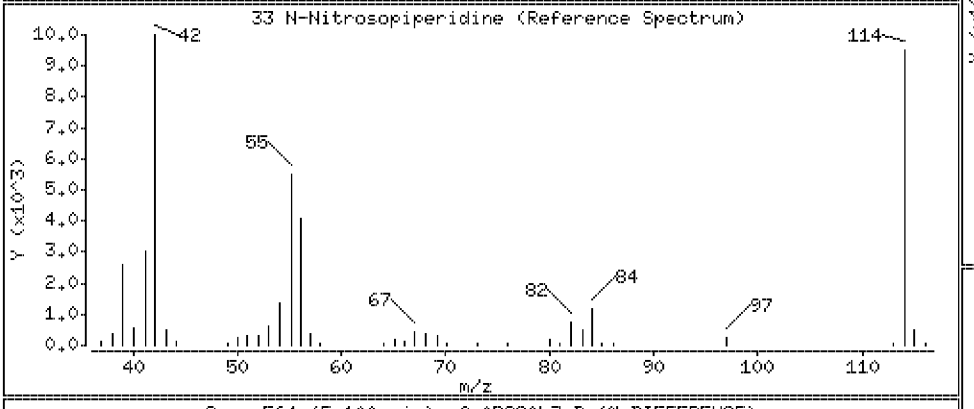

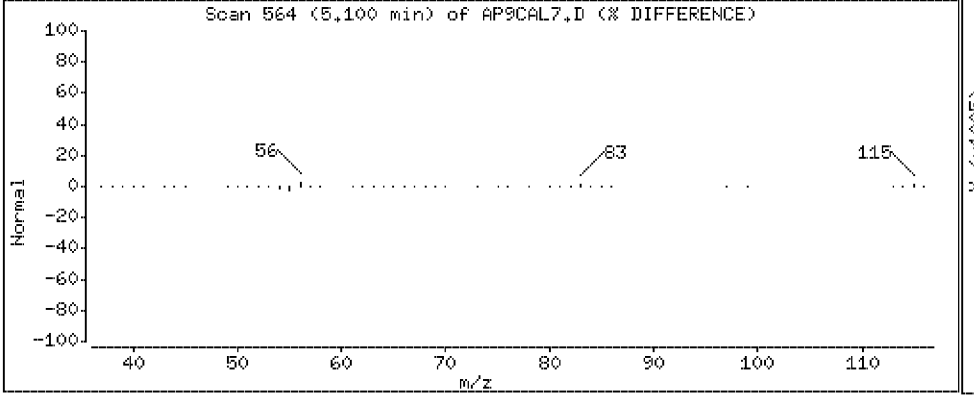

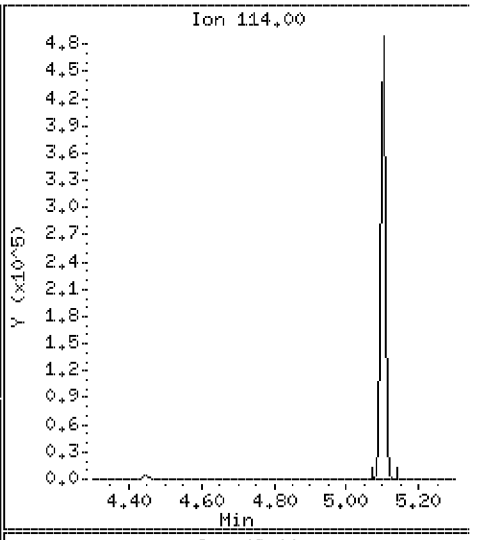

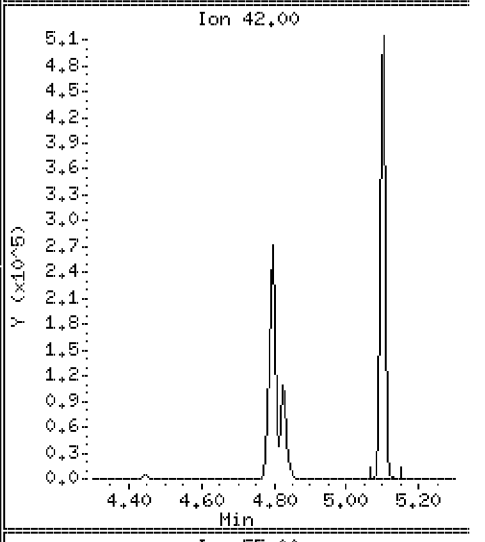

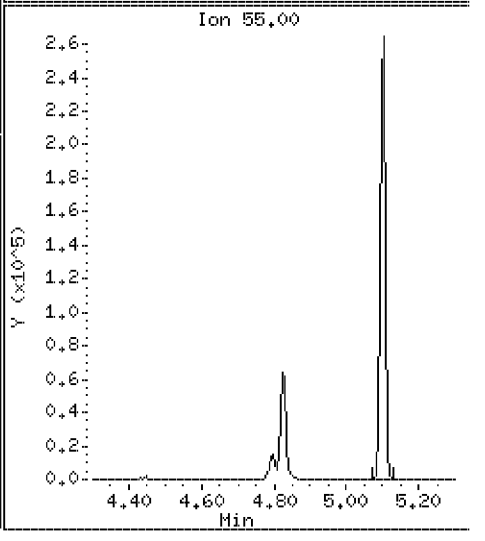

Data File: \\Svecd04\DD\chem\smsd03.i\S3042312.b\AP9CAL7.D

Date : 23-APR-2012 17:06

Client ID: AP9CAL7 | Instrument: smsd03.i

Sample Info: 45955

Purge Volume: 1000.0 | Operator: PEL

Column phase: HPMS-5 | Column diameter: 0.25

37 o,o,o-Triethylphosphorothioate | Concentration: 114 ug/l

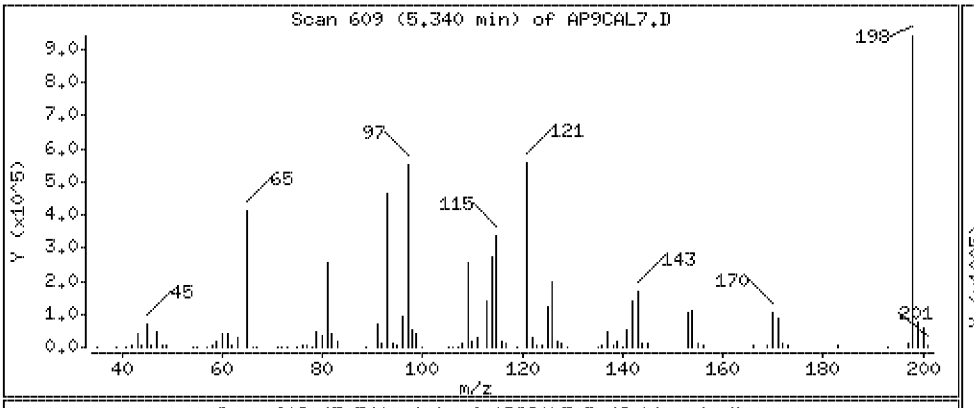

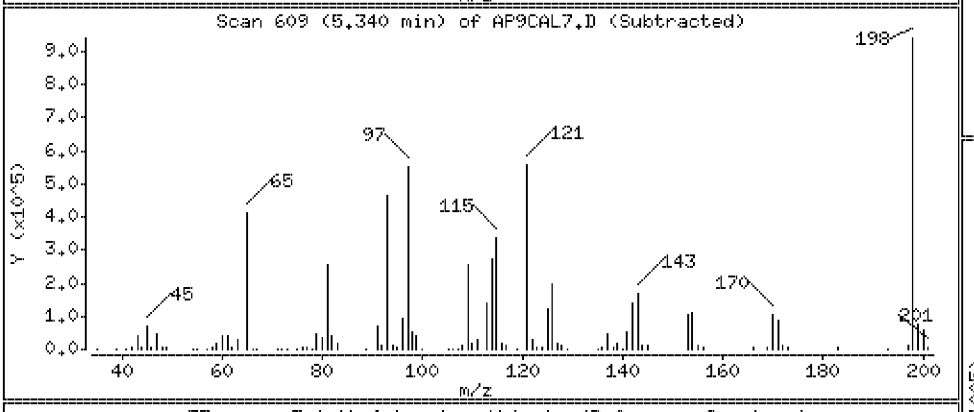

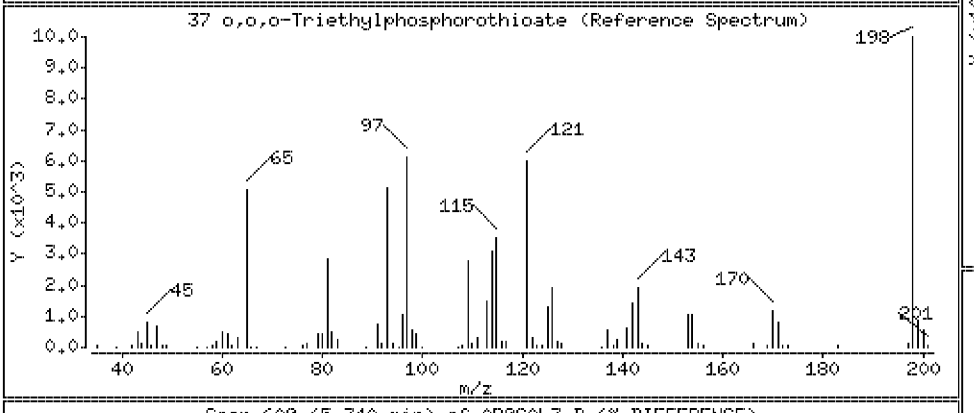

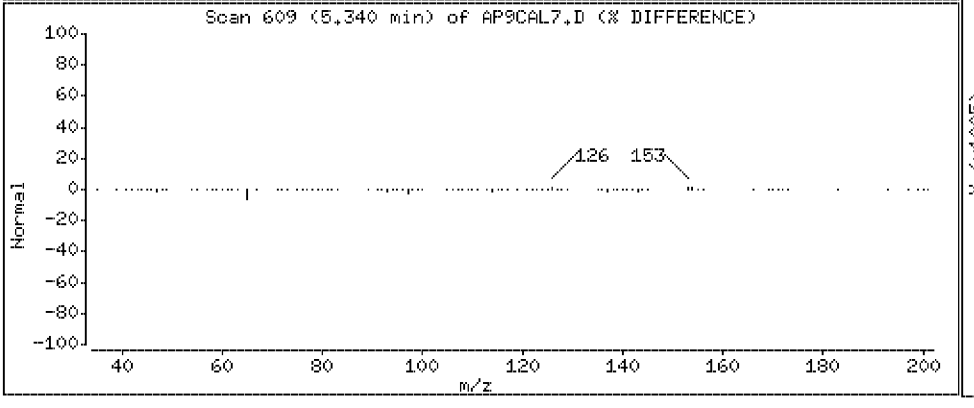

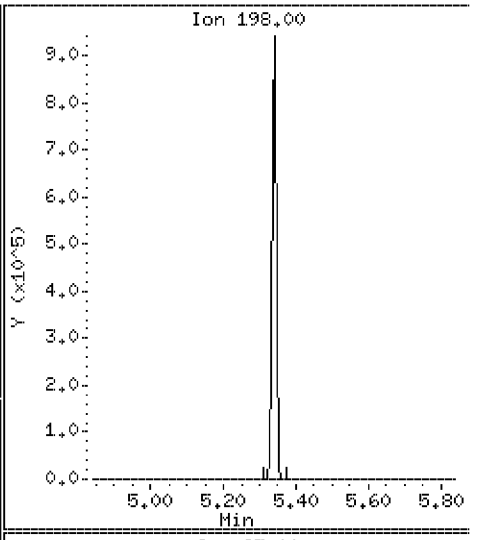

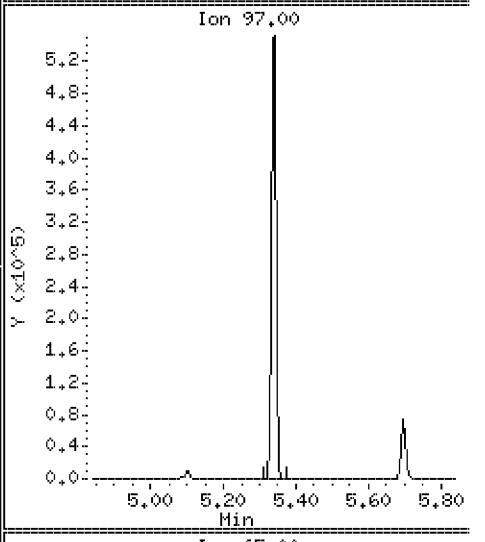

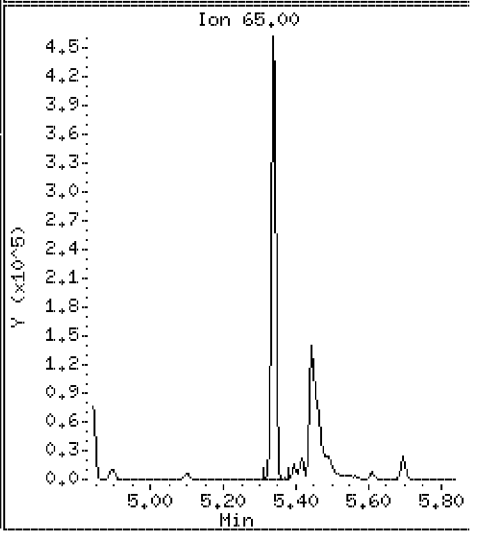

Data File: \\Svecd04\DD\chem\smsd03.i\S3042312.b\AP9CAL7.D

Date : 23-APR-2012 17:06

Client ID: AP9CAL7 | Instrument: smsd03.i

Sample Info: 45955

Purge Volume: 1000.0 | Operator: PEL

Column phase: HPMS-5 | Column diameter: 0.25

39 a,a-Dimethylphenethylamine | Concentration: 108 ug/l

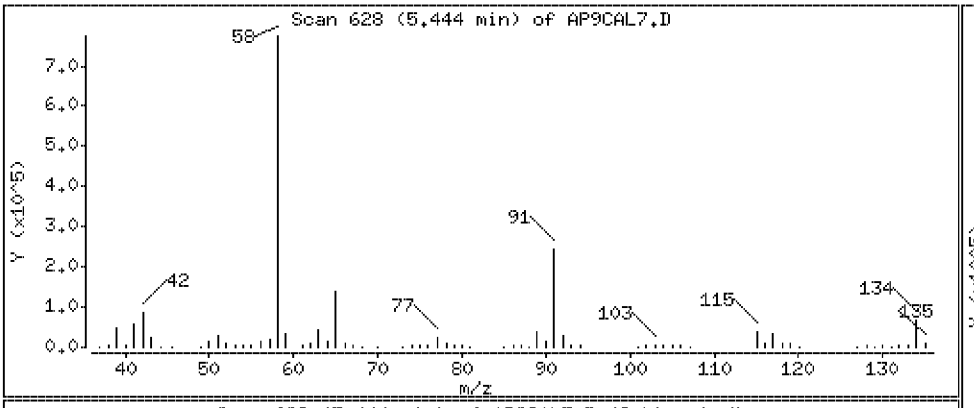

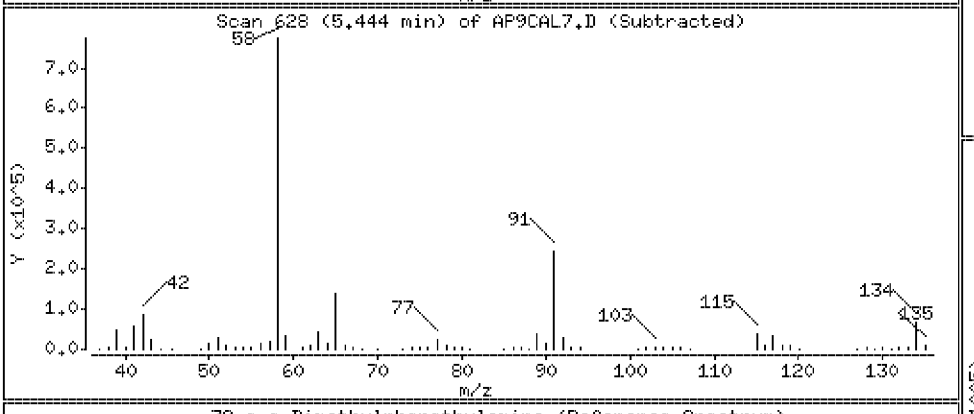

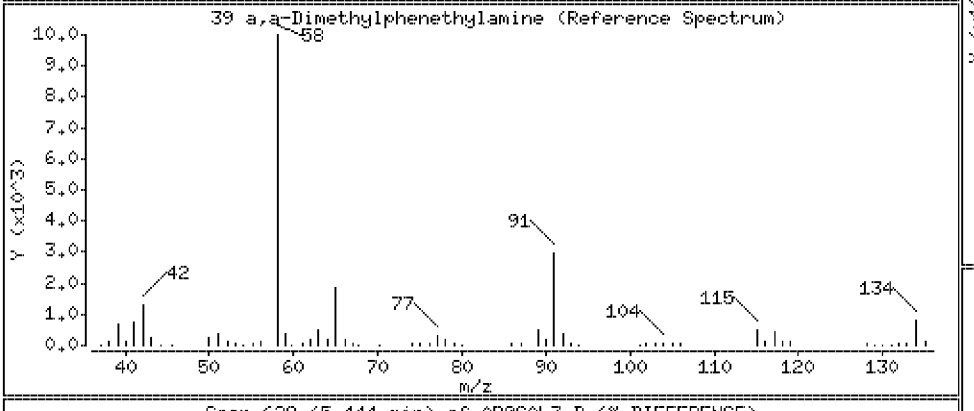

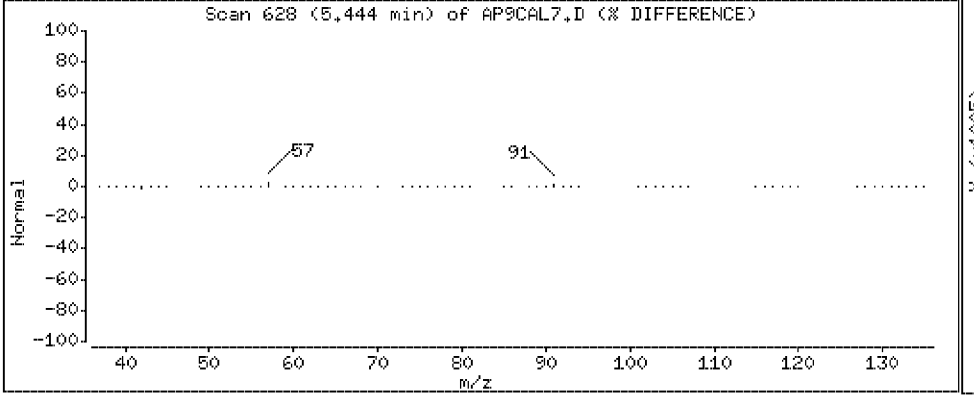

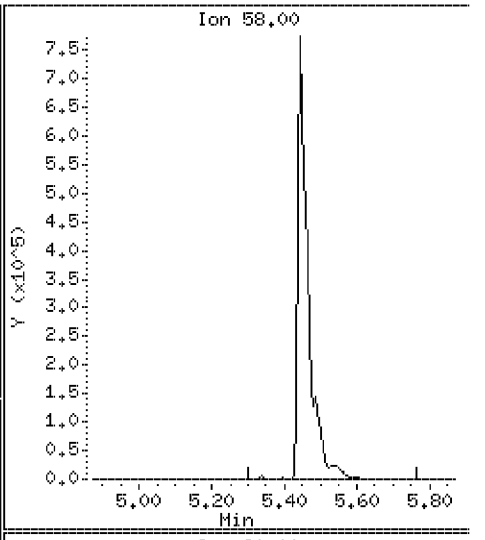

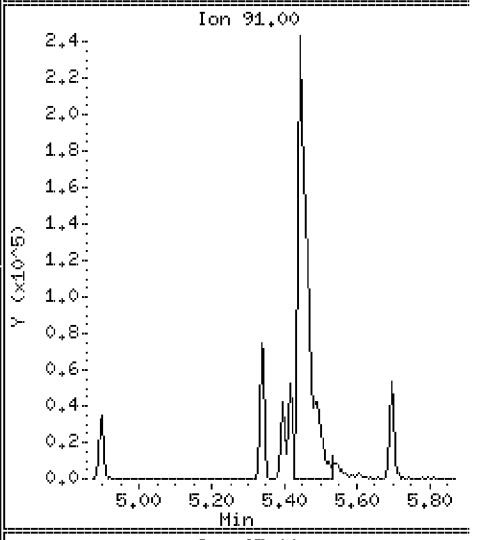

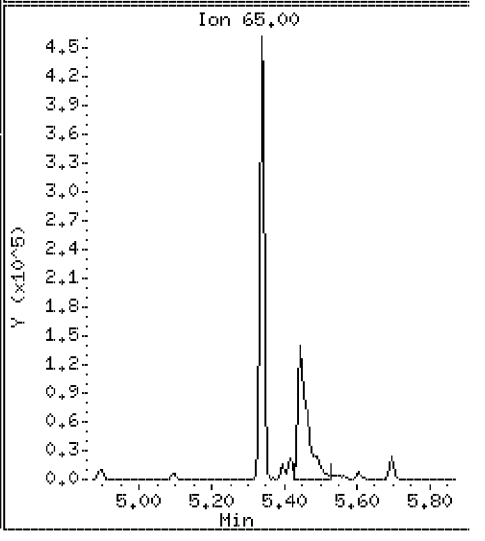

Data File: \\Svecd04\DD\chem\smsd03.i\S3042312.b\AP9CAL7.D

Date : 23-APR-2012 17:06

Client ID: AP9CAL7 Instrument: smsd03.i

Sample Info: 45955

Purge Volume: 1000.0 Operator: PEL

Column phase: HPMS-5 Column diameter: 0.25

46 2,6-Dichlorophenol Concentration: 112 ug/l

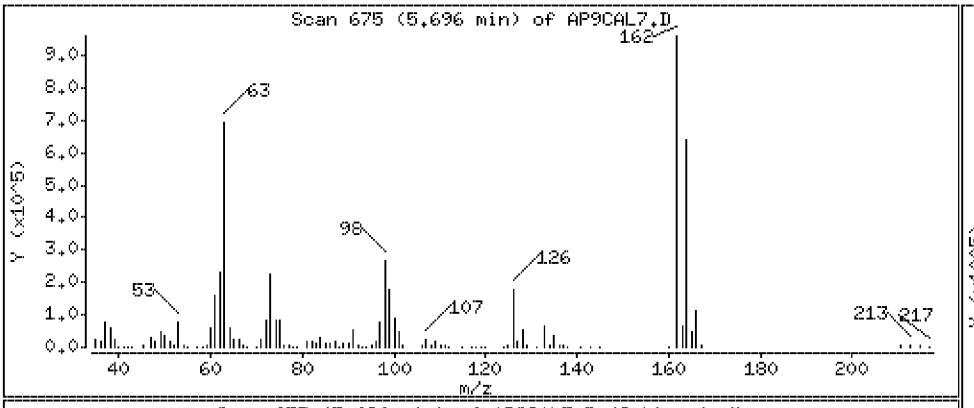

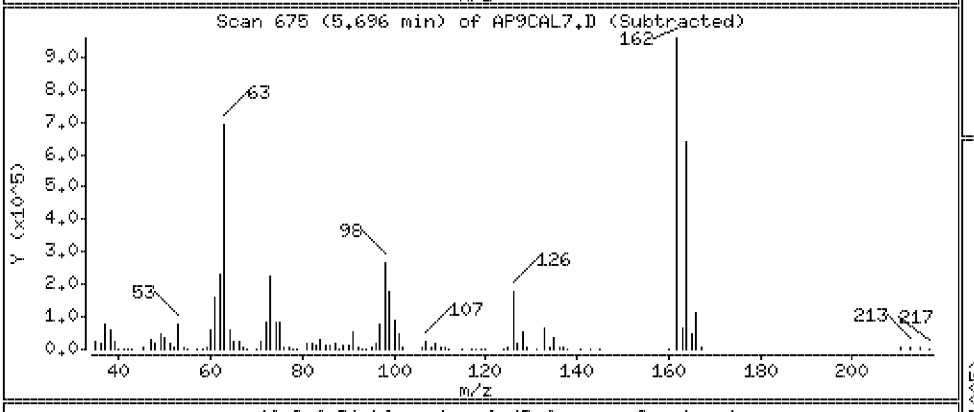

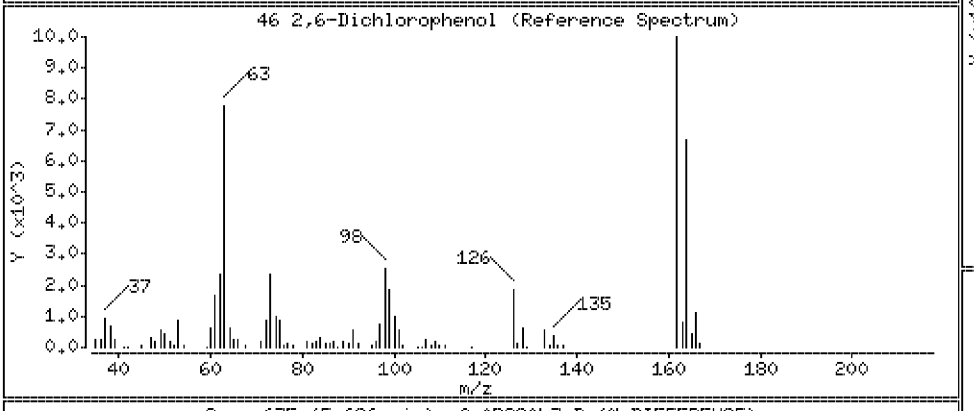

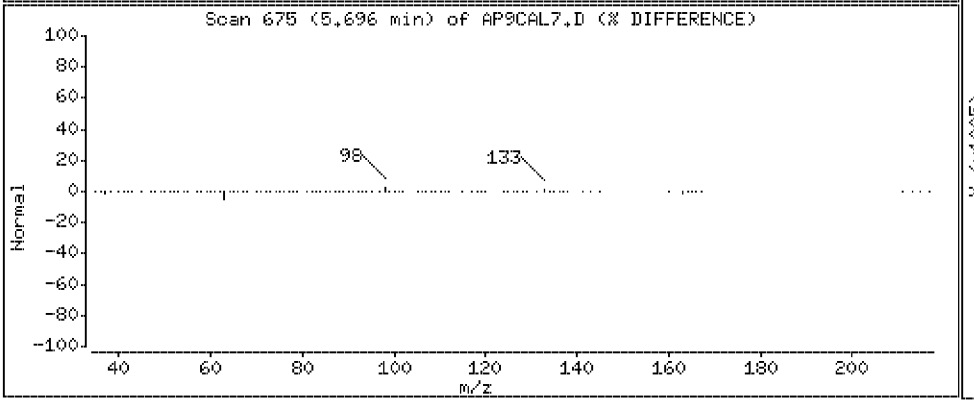

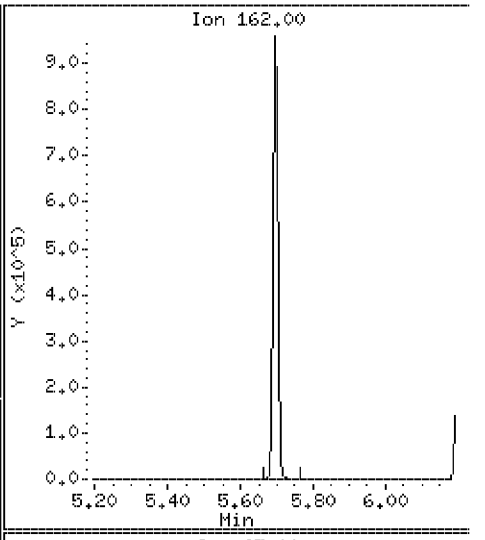

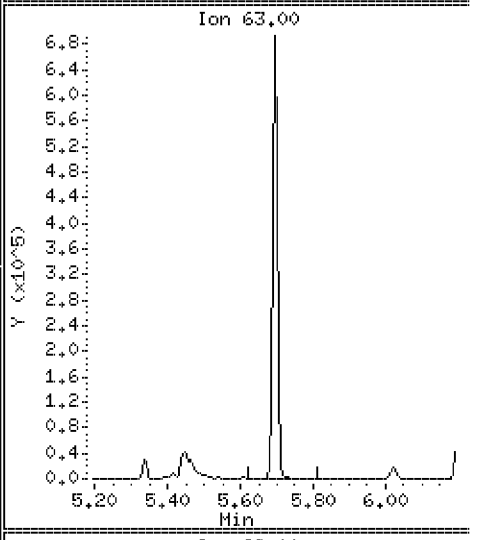

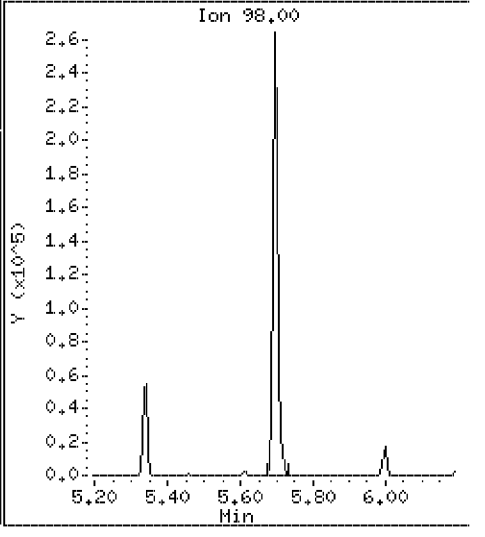

Data File: \\Svecd04\DD\chem\smsd03.i\S3042312.b\AP9CAL7.D

Date : 23-APR-2012 17:06

Client ID: AP9CAL7

Instrument: smsd03.i

Sample Info: 45955

Purge Volume: 1000.0

Operator: PEL

Column phase: HPMS-5

Column diameter: 0.25

47 Hexachloropropene

Concentration: 110 ug/l

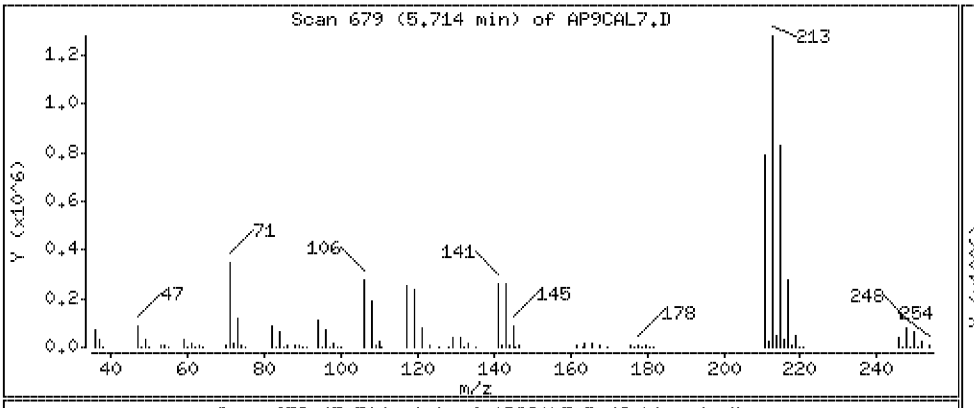

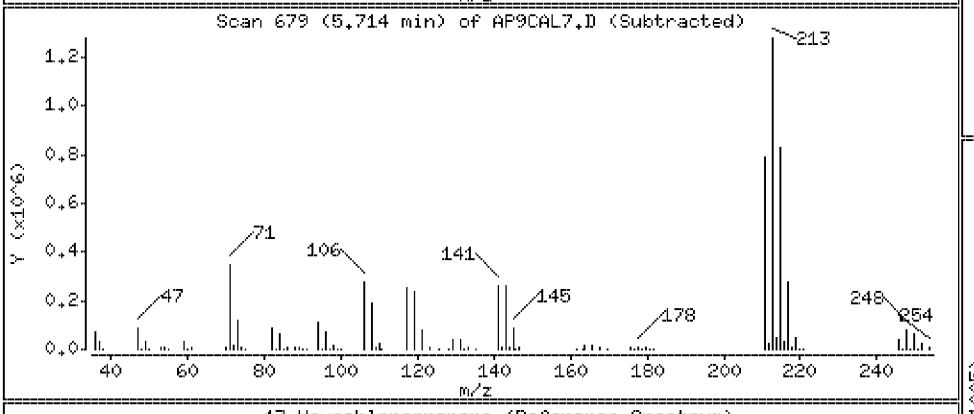

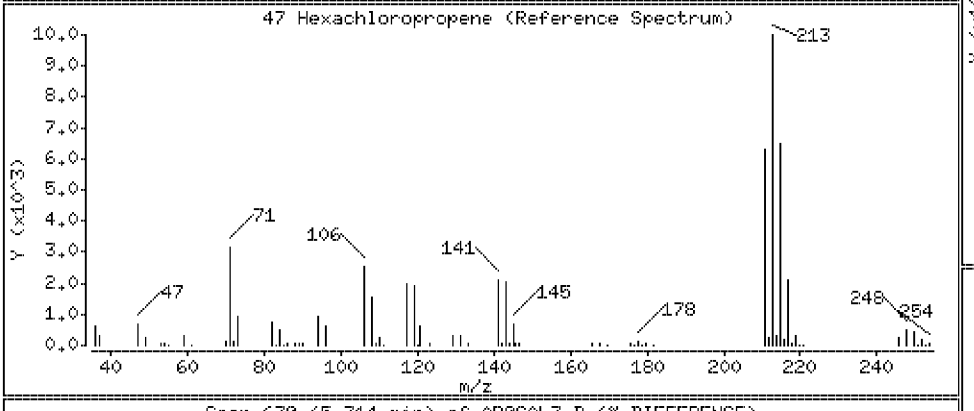

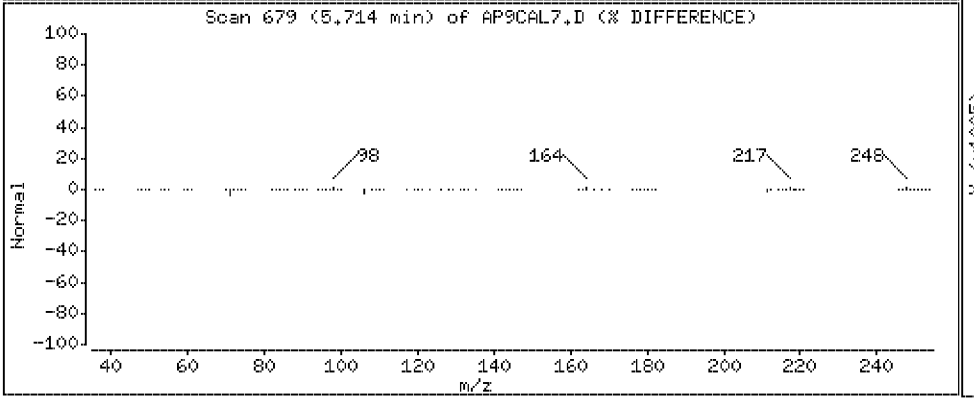

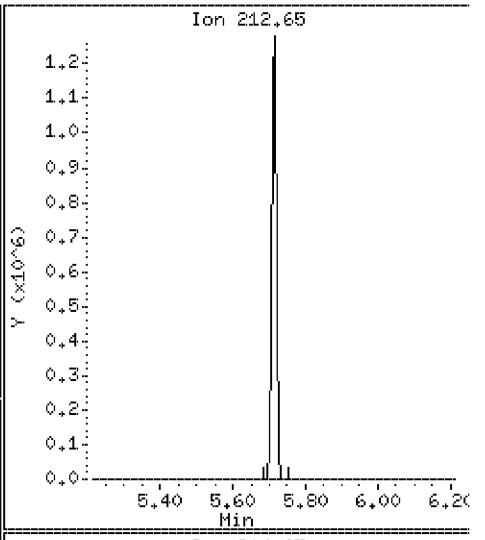

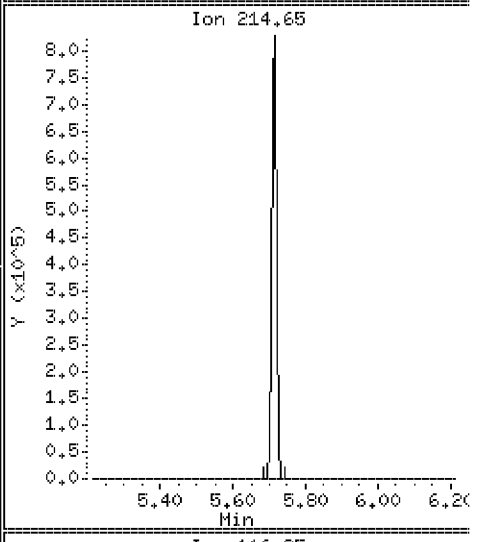

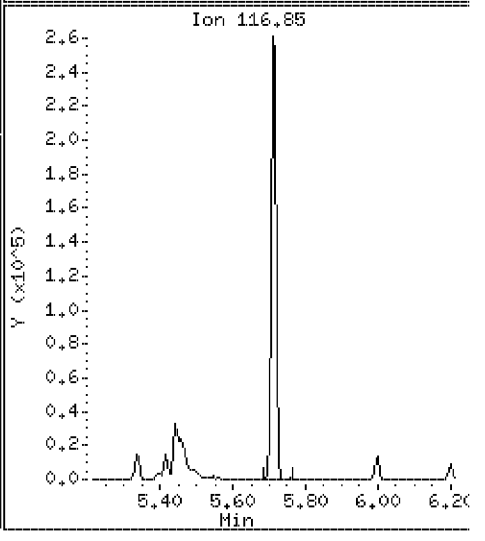

Data File: \\Svecd04\DD\chem\smsd03.i\S3042312.b\AP9CAL7.D

Date : 23-APR-2012 17:06

Client ID: AP9CAL7

Instrument: smsd03.i

Sample Info: 45955

Purge Volume: 1000.0

Operator: PEL

Column phase: HPMS-5

Column diameter: 0.25

49 N-Nitrosodi-n-butylamine

Concentration: 113 ug/l

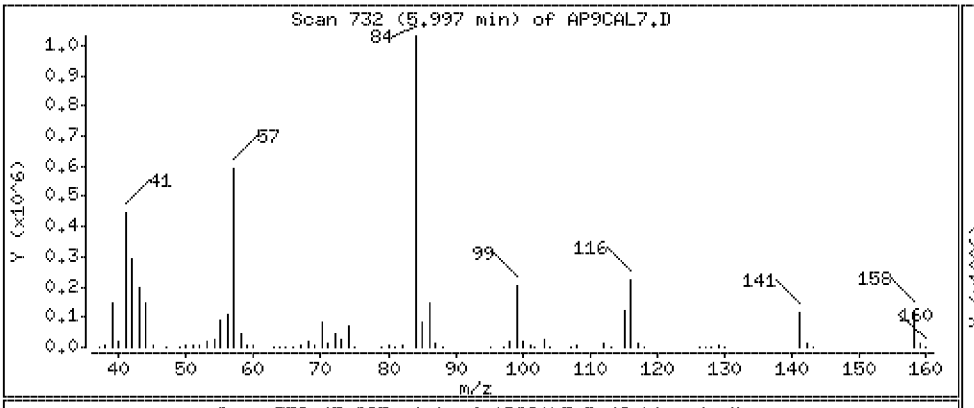

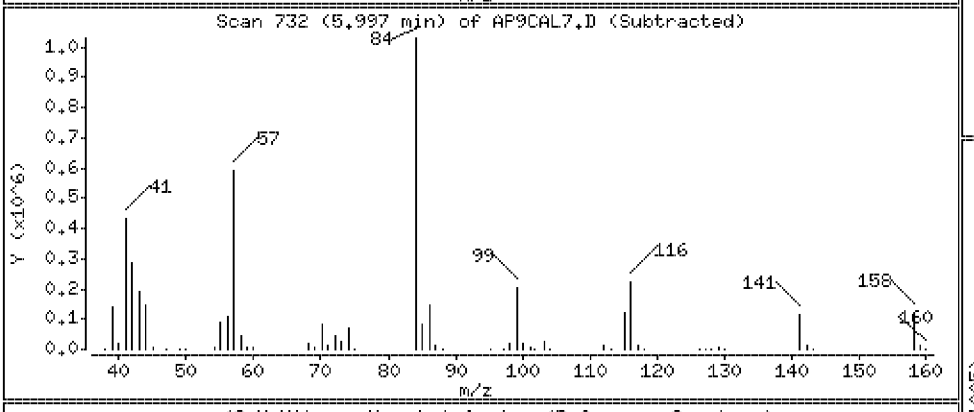

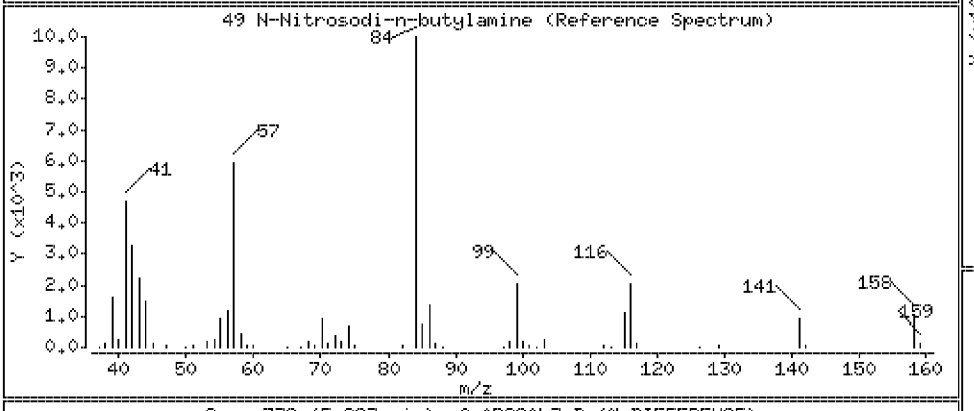

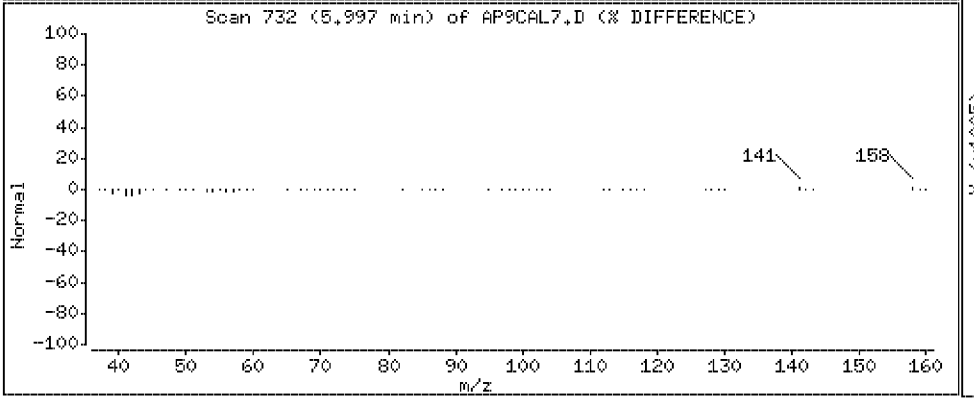

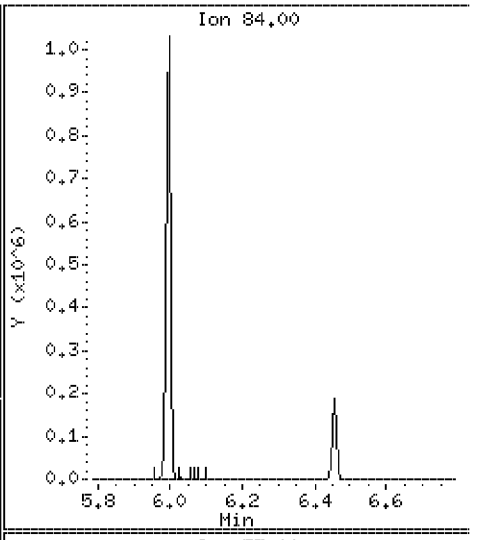

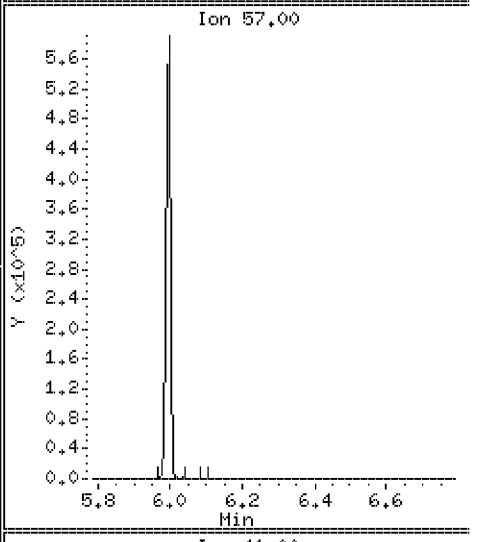

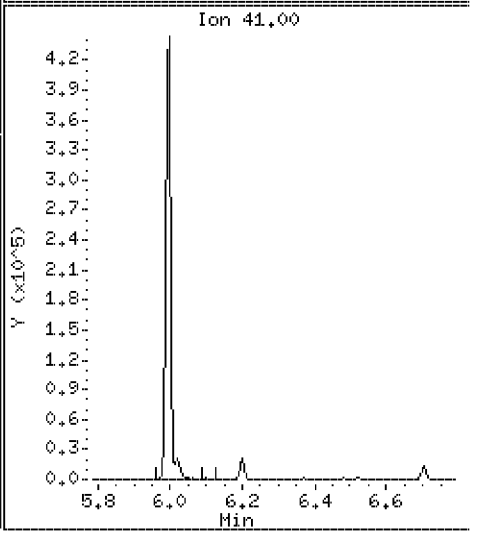

Data File: \\Svecd04\DD\chem\smsd03.i\S3042312.b\AP9CAL7.D

Date : 23-APR-2012 17:06

Client ID: AP9CAL7

Instrument: smsd03.i

Sample Info: 45955

Purge Volume: 1000.0

Operator: PEL

Column phase: HPMS-5

Column diameter: 0.25

52 Isosafrole

Concentration: 112 ug/l

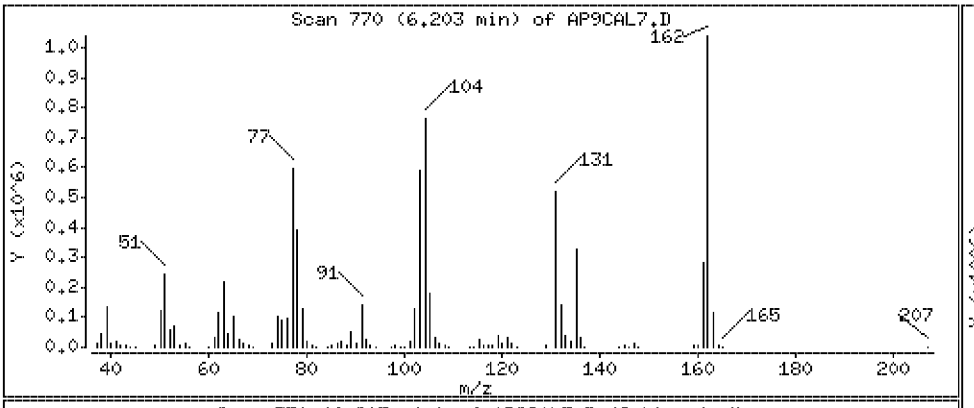

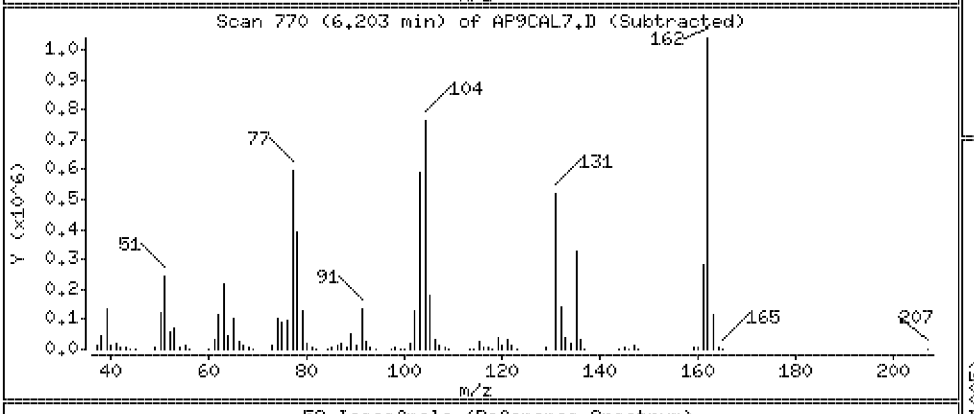

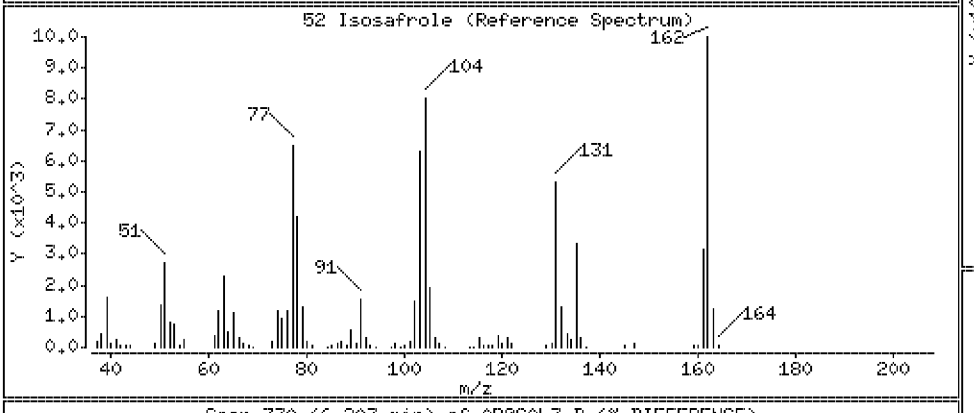

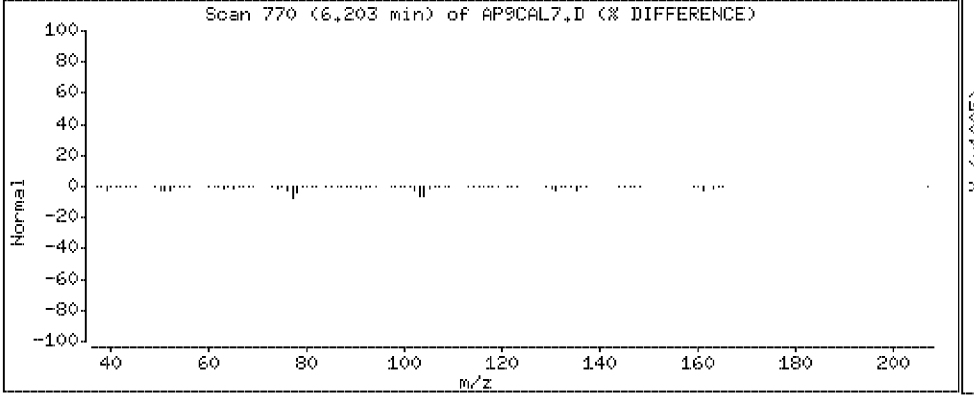

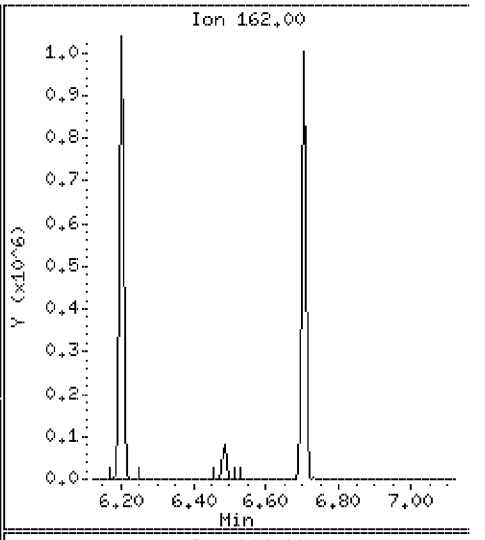

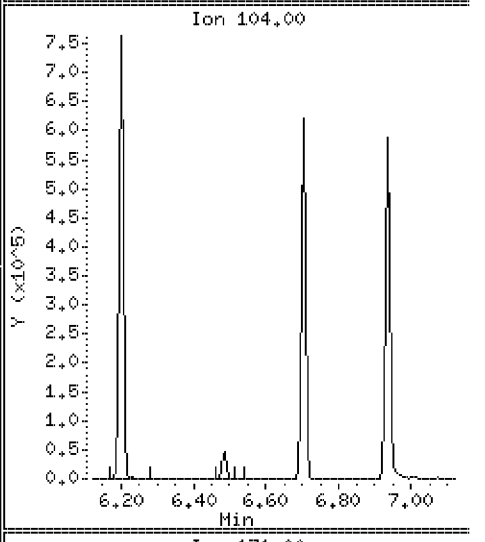

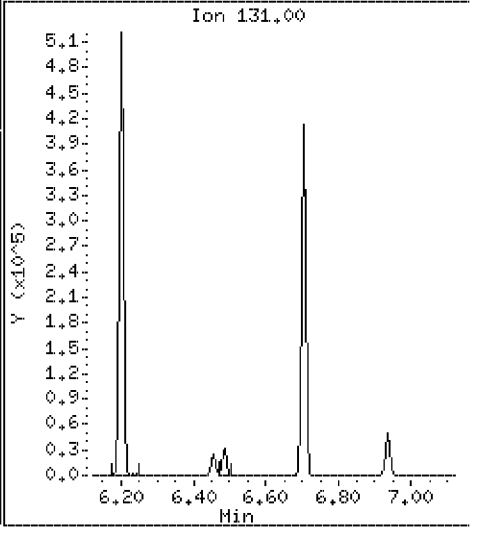

Data File: \\Svecd04\DD\chem\smsd03.i\S3042312.b\AP9CAL7.D

Date : 23-APR-2012 17:06

Client ID: AP9CAL7 | Instrument: smsd03.i

Sample Info: 45955

Purge Volume: 1000.0 | Operator: PEL

Column phase: HPMS-5 | Column diameter: 0.25

56 1,2,4,5-Tetrachlorobenzene | Concentration: 108 ug/l

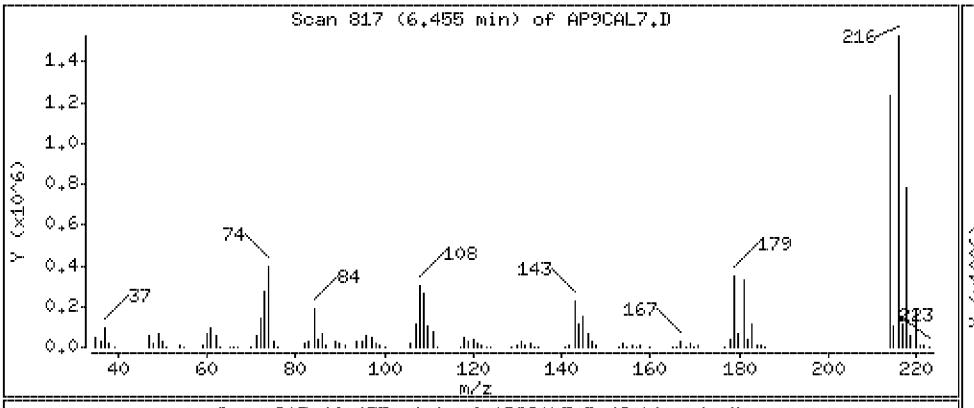

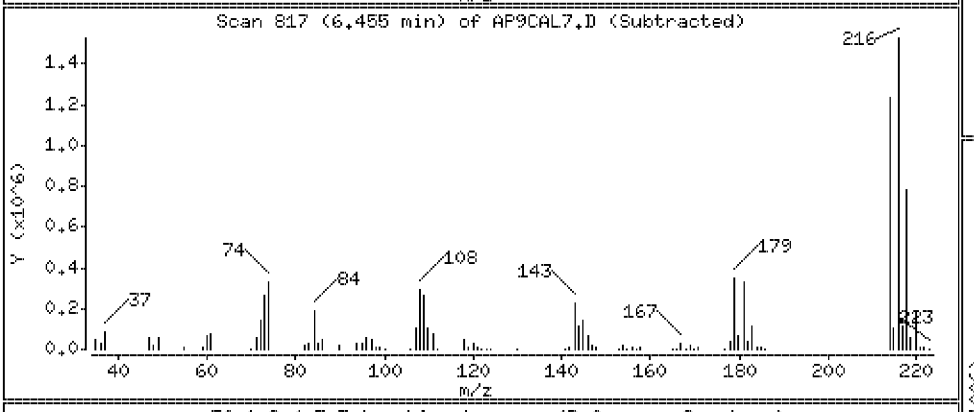

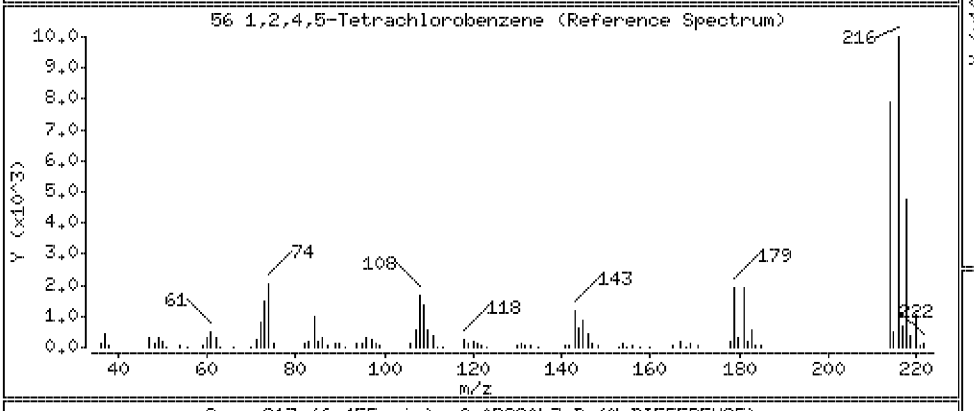

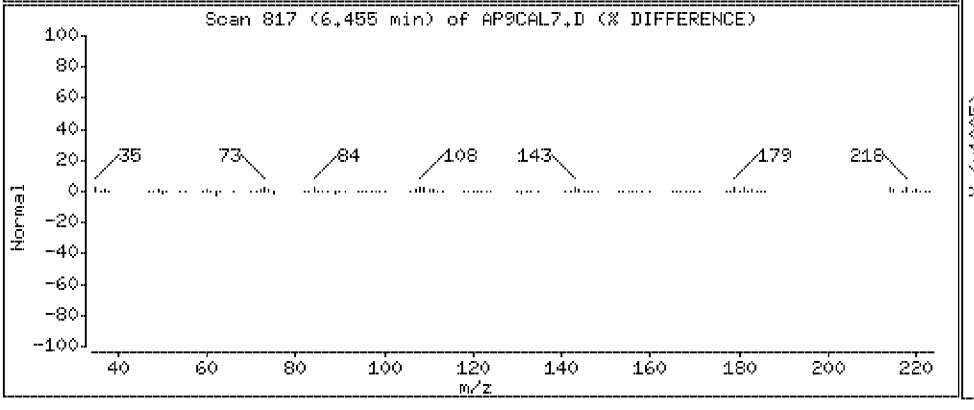

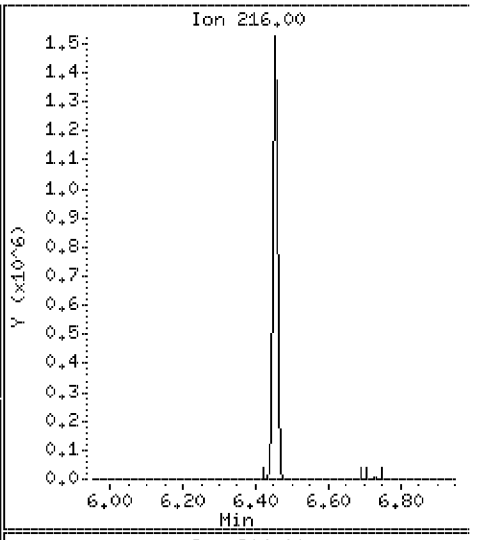

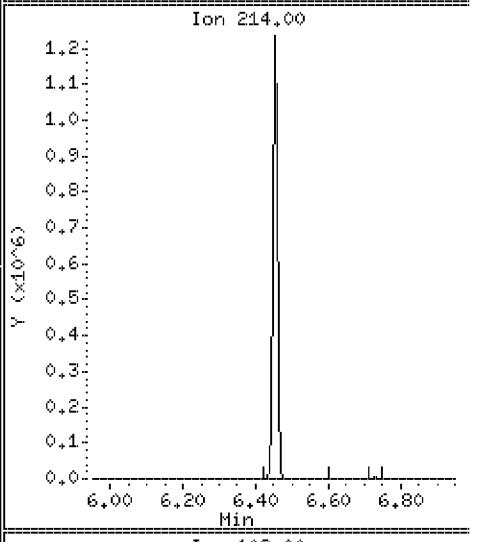

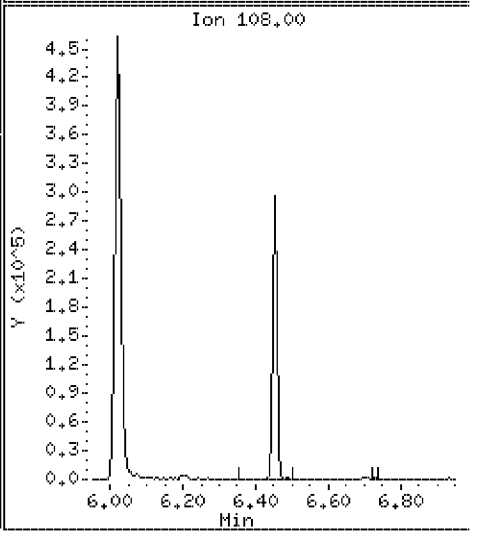

Data File: \\Svecd04\DD\chem\smsd03.i\S3042312.b\AP9CAL7.D

Date : 23-APR-2012 17:06

Client ID: AP9CAL7

Instrument: smsd03.i

Sample Info: 45955

Purge Volume: 1000.0

Operator: PEL

Column phase: HPMS-5

Column diameter: 0.25

60 Safrole

Concentration: 114 ug/l

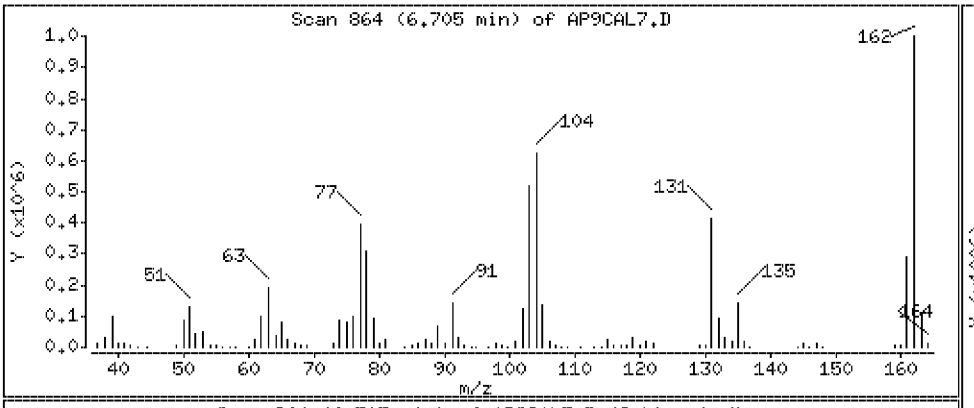

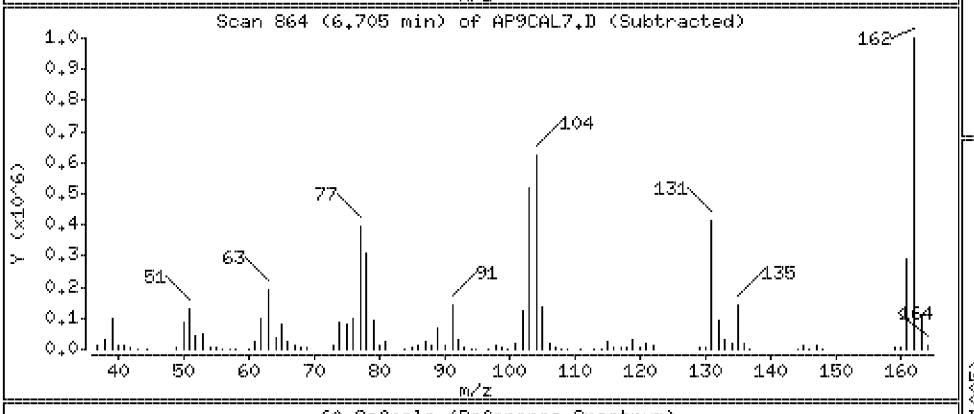

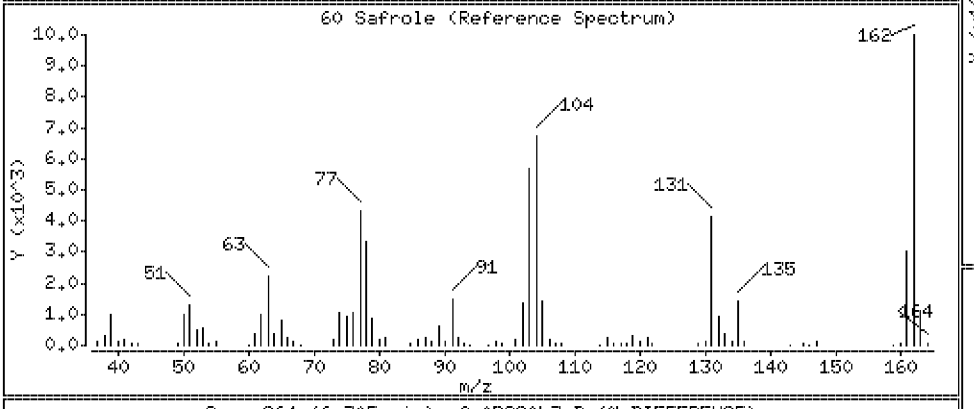

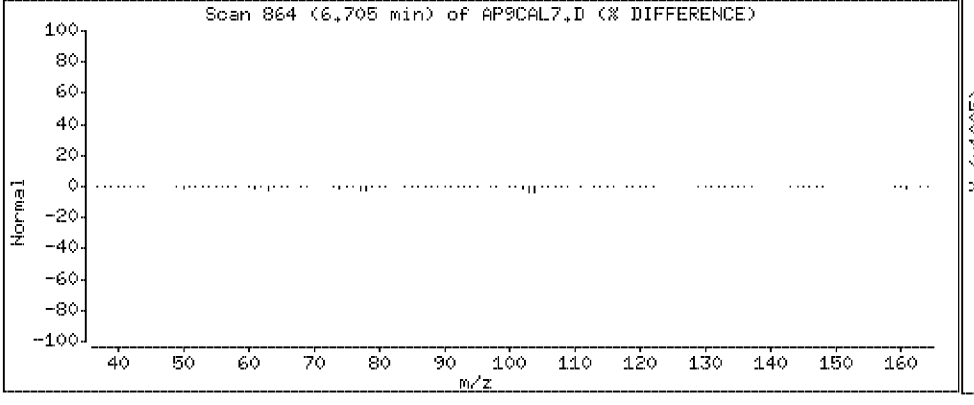

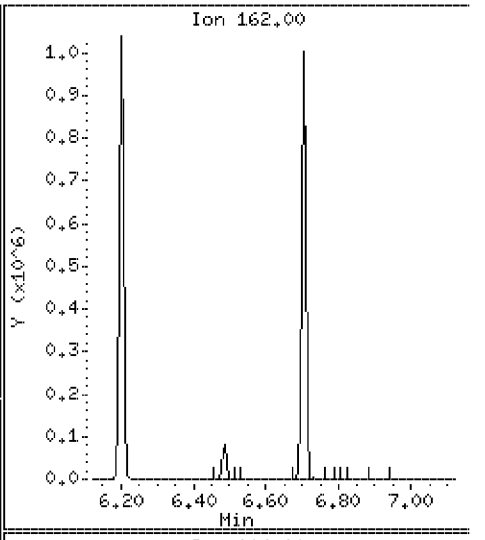

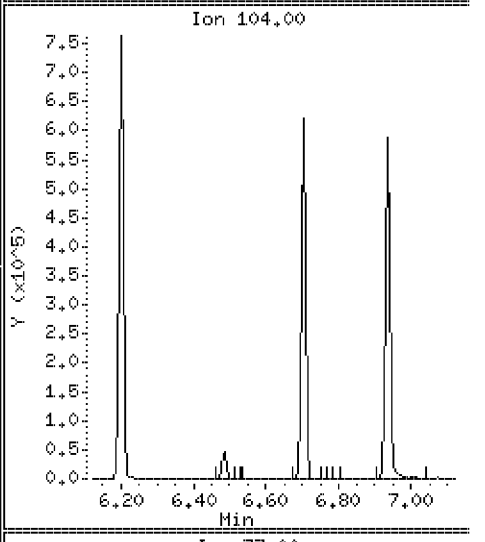

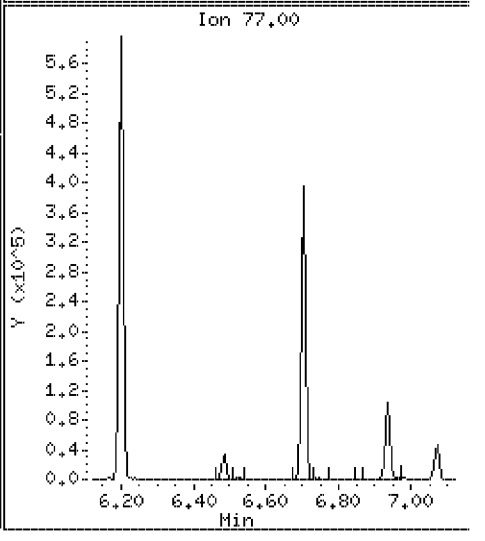

Data File: \\Svecd04\DD\chem\smsd03.i\S3042312.b\AP9CAL7.D

Date : 23-APR-2012 17:06

Client ID: AP9CAL7

Instrument: smsd03.i

Sample Info: 45955

Purge Volume: 1000.0

Operator: PEL

Column phase: HPMS-5

Column diameter: 0.25

64 1,4-Naphthoquinone

Concentration: 111 ug/l

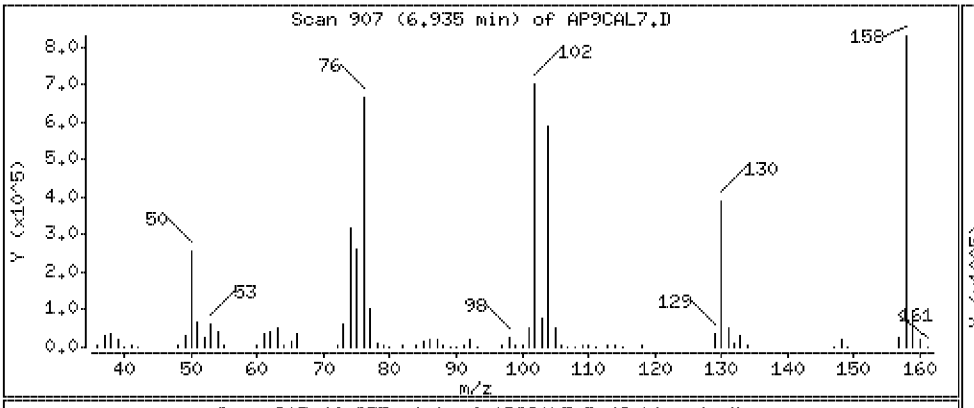

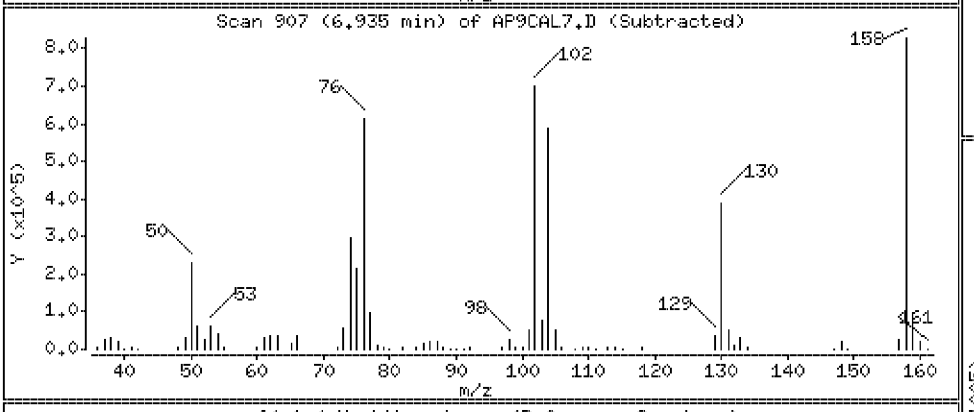

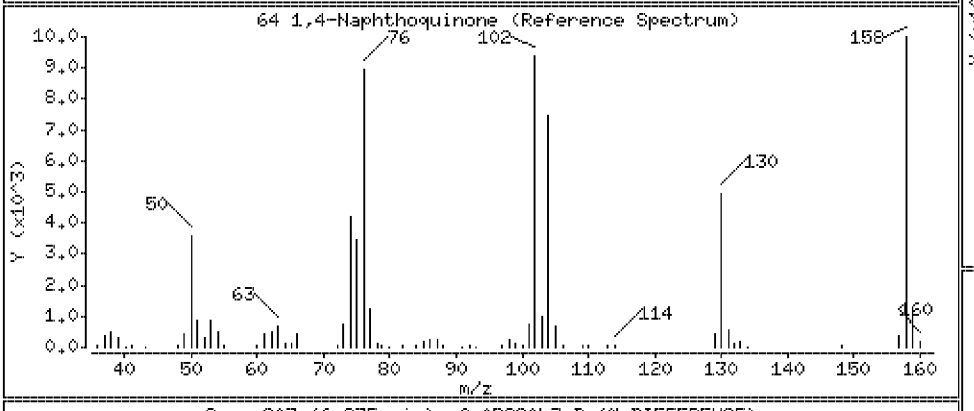

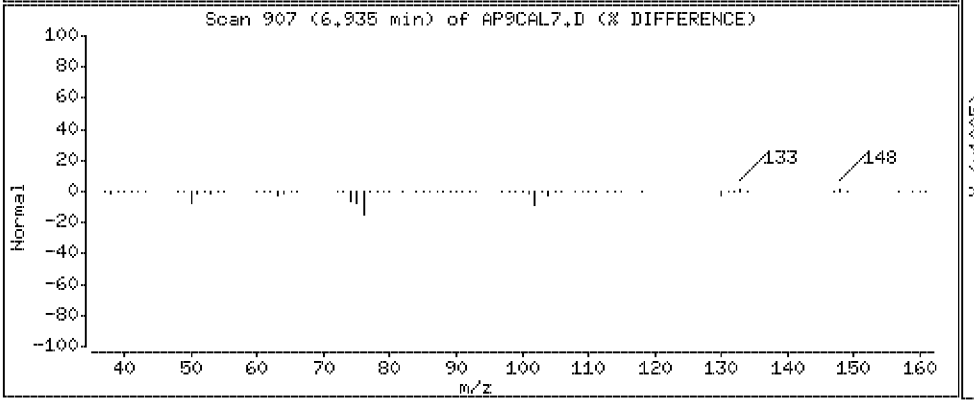

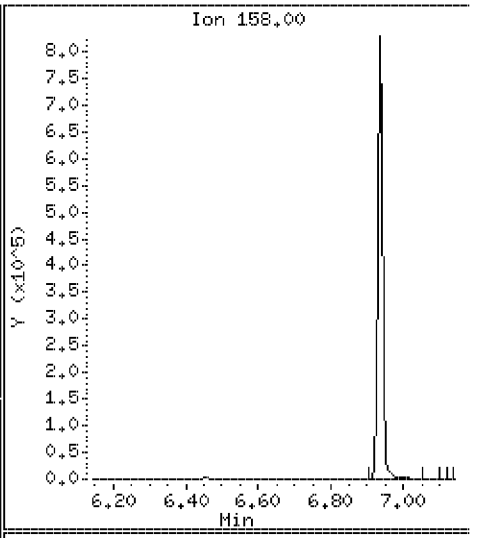

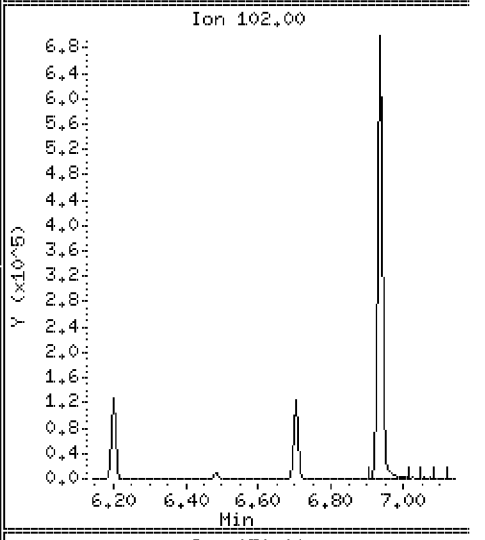

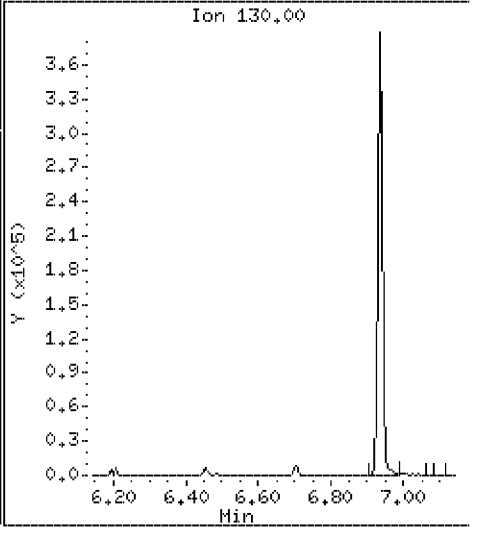

Data File: \\Svecd04\DD\chem\smsd03.i\S3042312.b\AP9CAL7.D

Date : 23-APR-2012 17:06

Client ID: AP9CAL7 Instrument: smsd03.i

Sample Info: 45955

Purge Volume: 1000.0 Operator: PEL

Column phase: HPMS-5 Column diameter: 0.25

66 1,3-Dinitrobenzene Concentration: 111 ug/l

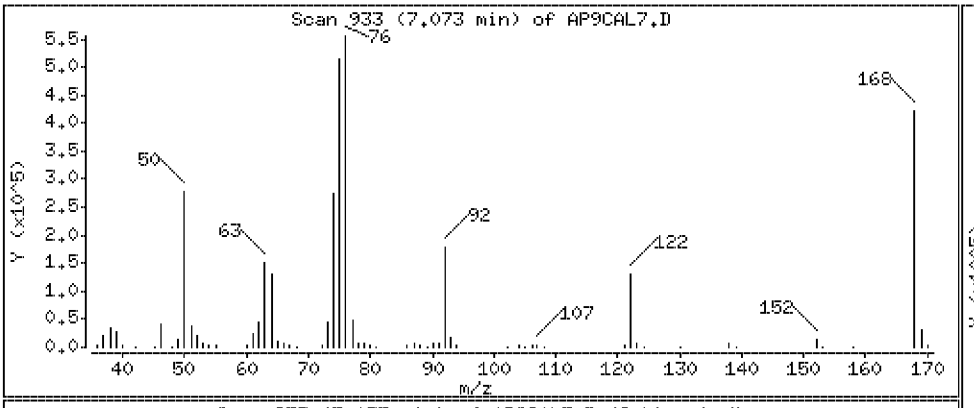

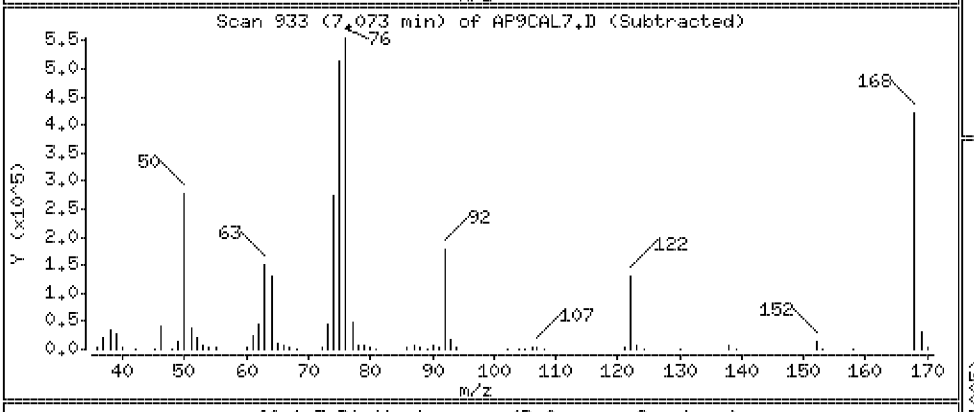

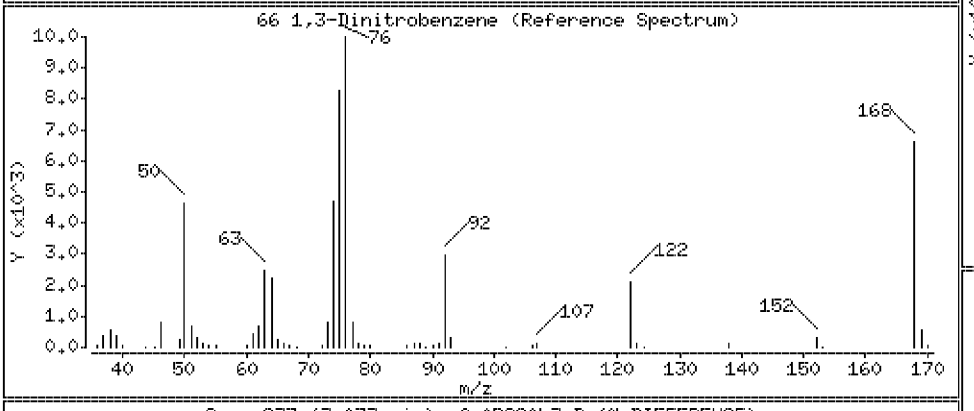

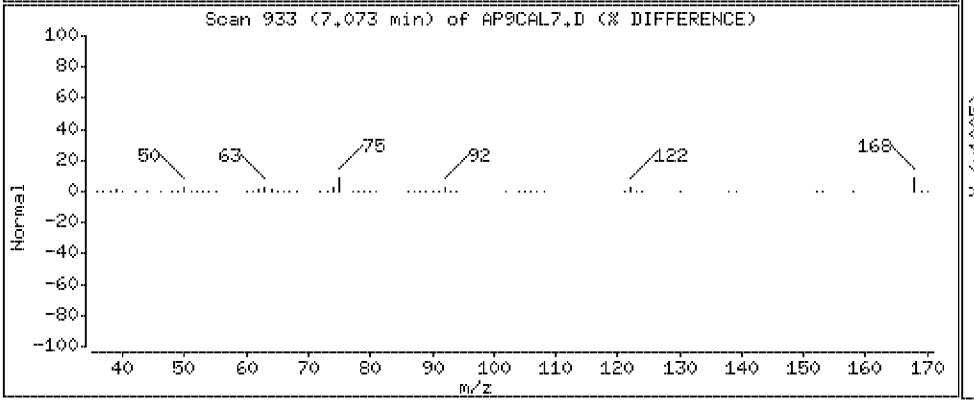

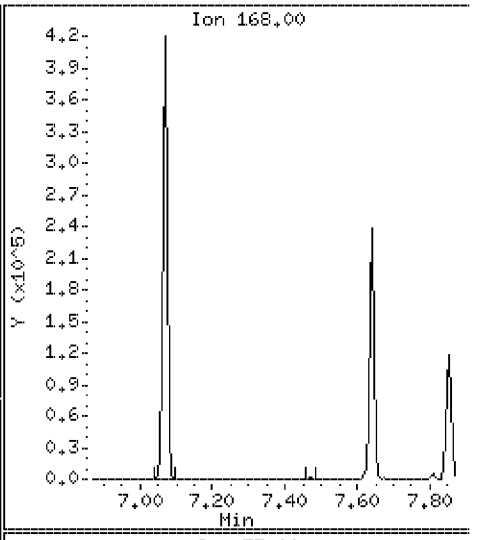

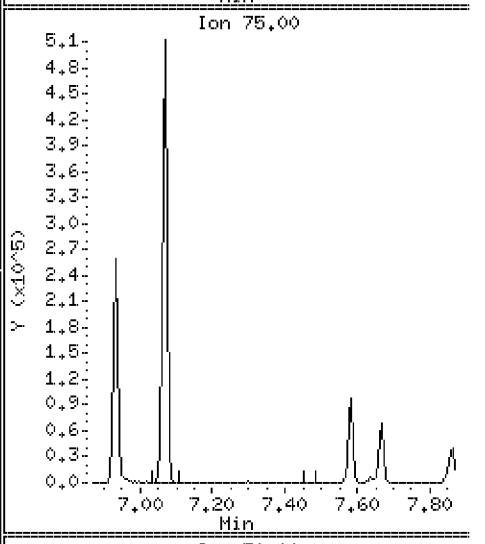

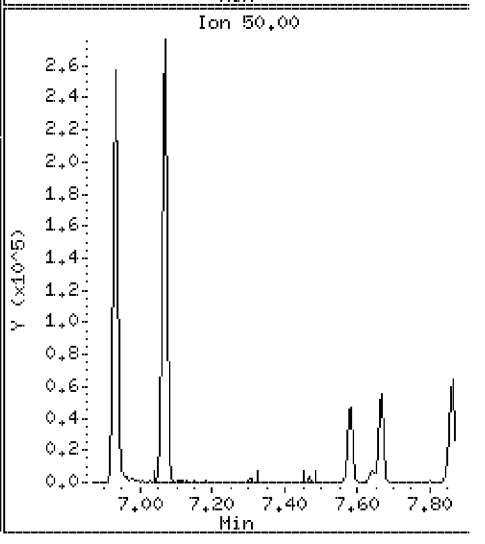

Data File: \\Svecd04\DD\chem\smsd03.i\S3042312.b\AP9CAL7.D

Date : 23-APR-2012 17:06

Client ID: AP9CAL7 | Instrument: smsd03.i

Sample Info: 45955

Purge Volume: 1000.0 | Operator: PEL

Column phase: HPMS-5 | Column diameter: 0.25

73 Pentachlorobenzene | Concentration: 110 ug/l

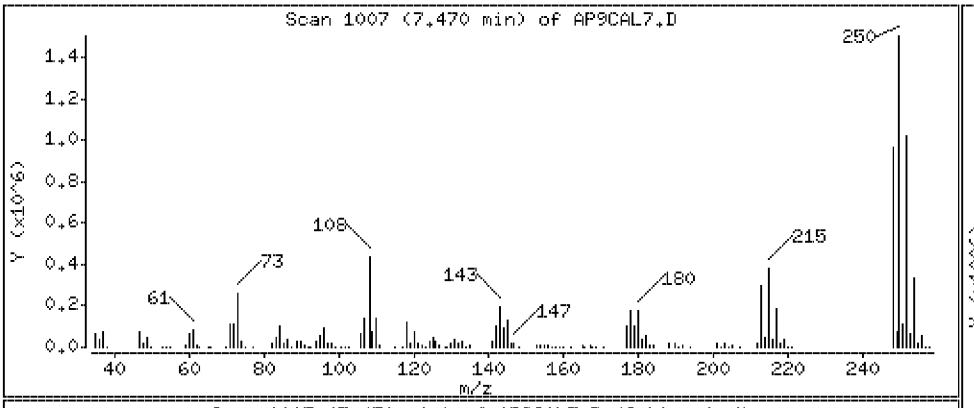

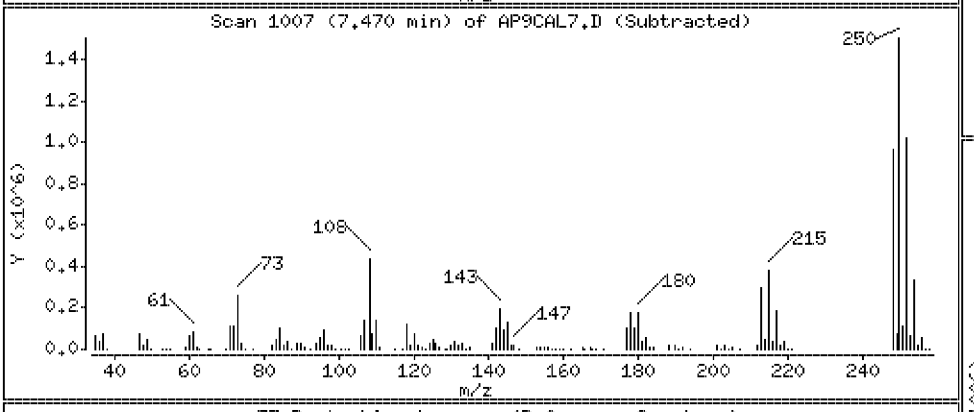

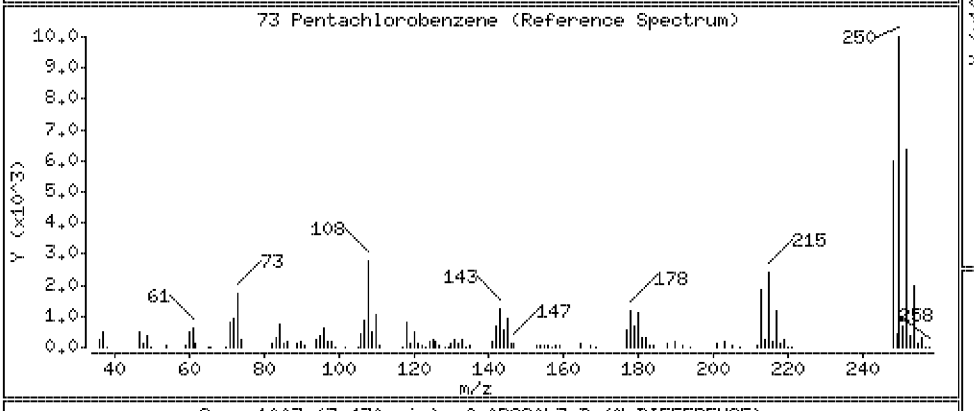

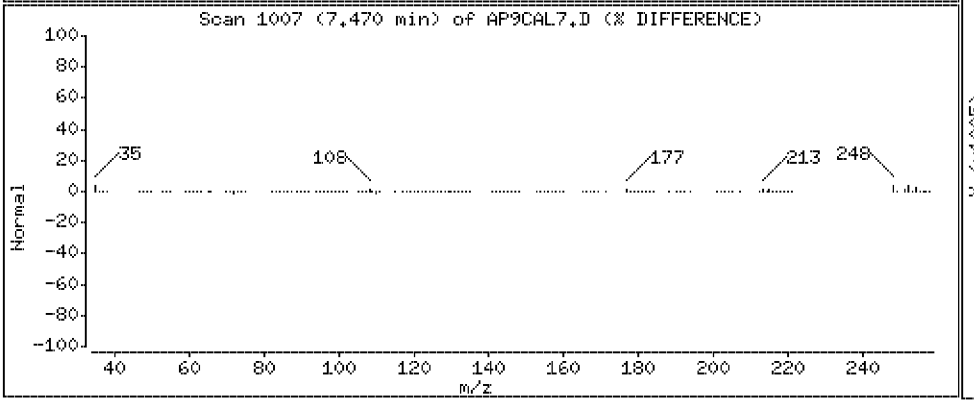

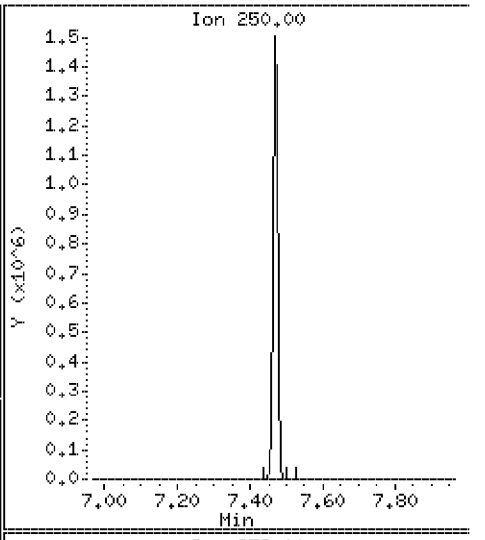

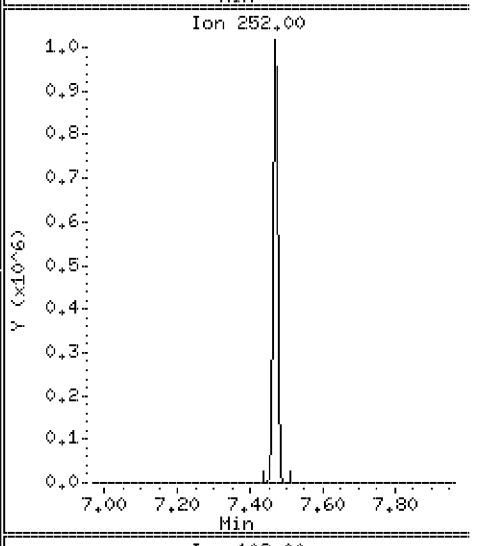

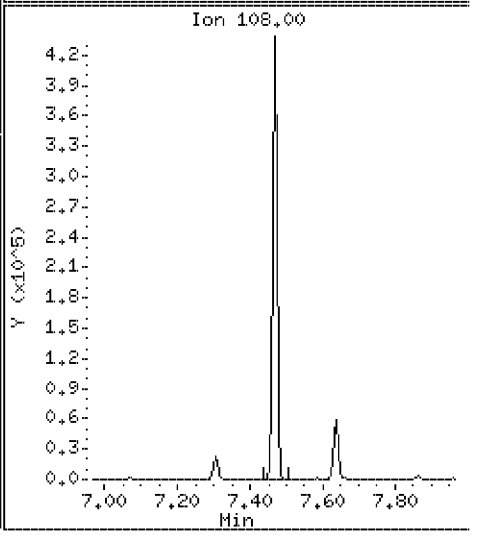

Data File: \\Svecd04\DD\chem\smsd03.i\S3042312.b\AP9CAL7.D

Date : 23-APR-2012 17:06

Client ID: AP9CAL7 | Instrument: smsd03.i

Sample Info: 45955

Purge Volume: 1000.0 | Operator: PEL

Column phase: HPMS-5 | Column diameter: 0.25

77 1-Naphthylamine | Concentration: 105 ug/l

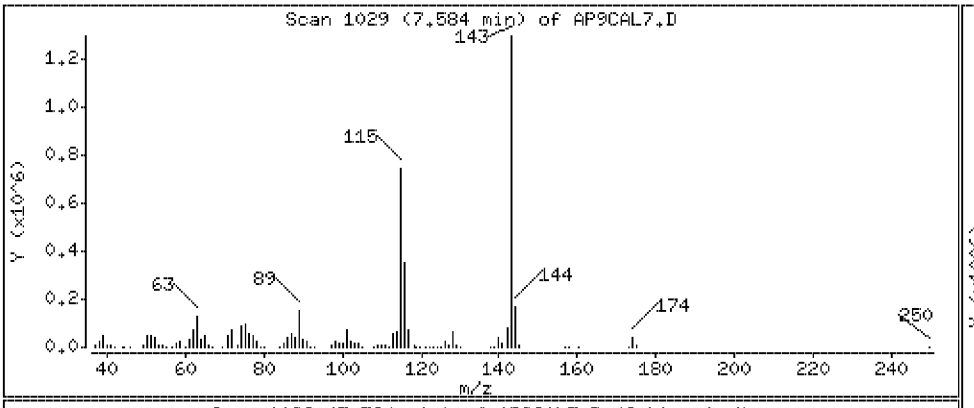

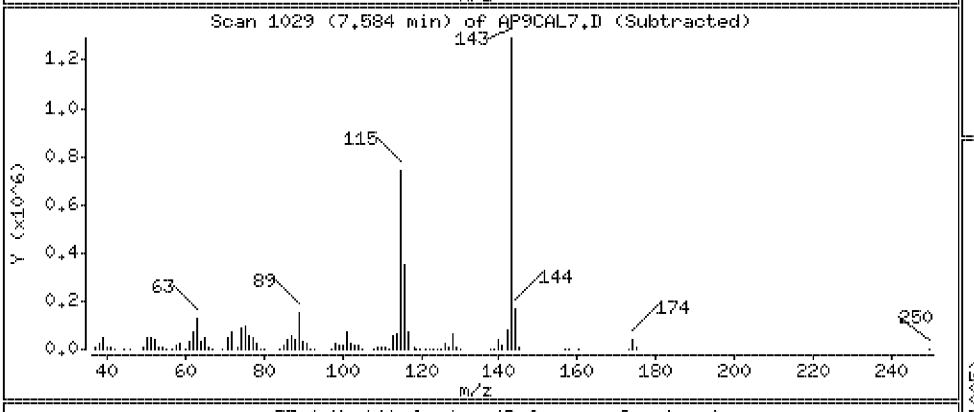

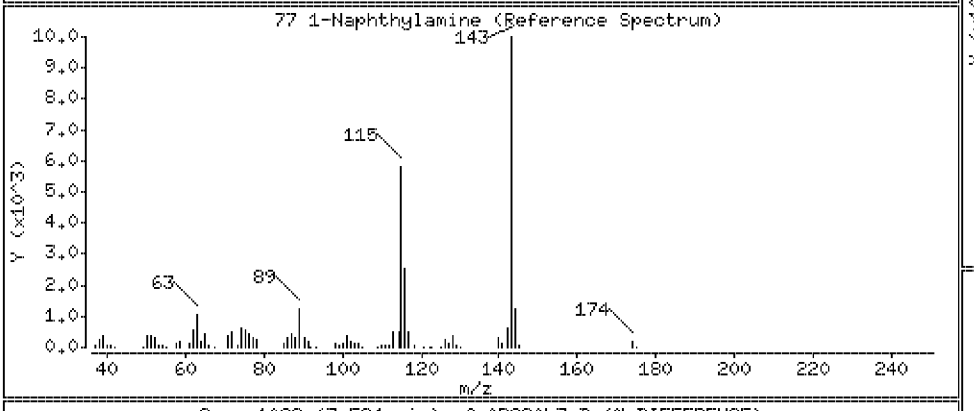

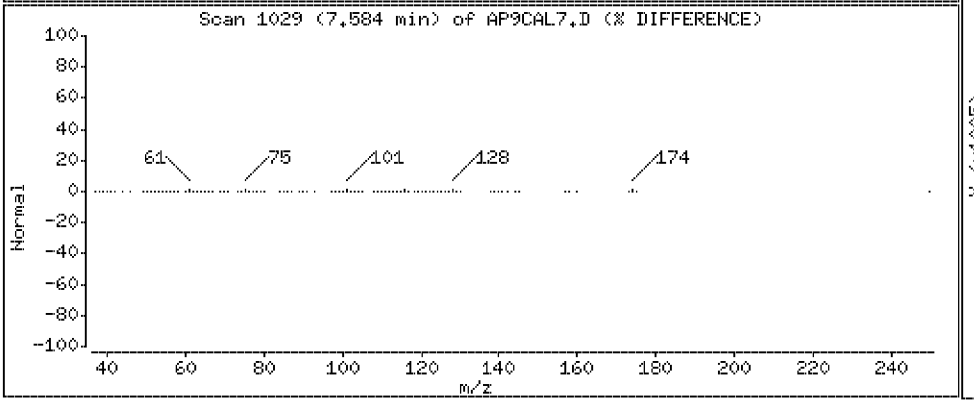

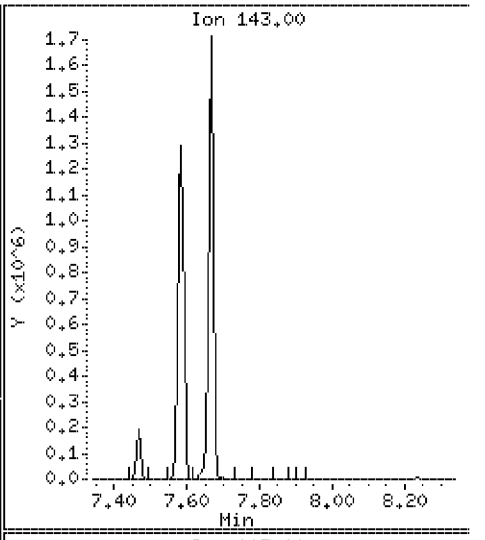

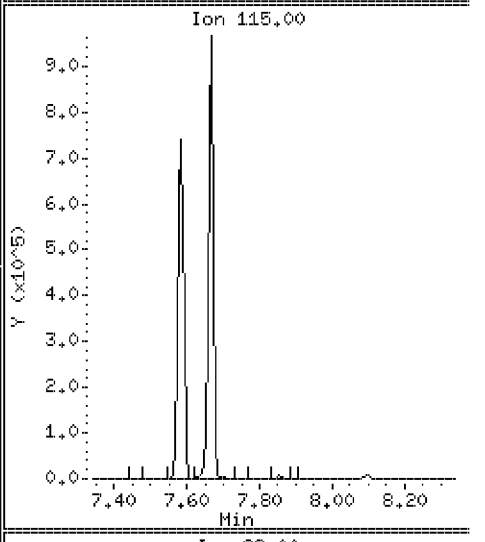

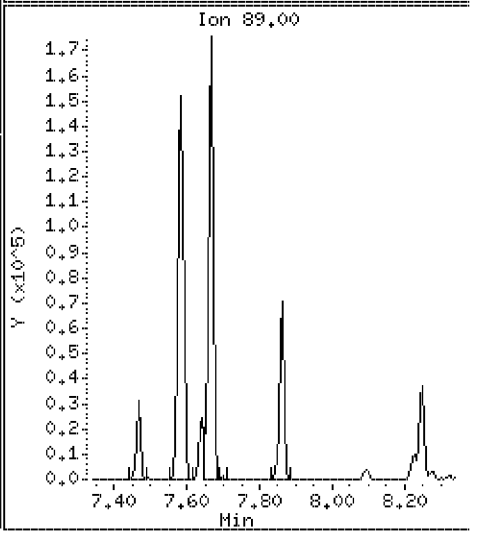

Data File: \\Svecd04\DD\chem\smsd03.i\S3042312.b\AP9CAL7.D

Date : 23-APR-2012 17:06

Client ID: AP9CAL7 | Instrument: smsd03.i

Sample Info: 45955

Purge Volume: 1000.0 | Operator: PEL

Column phase: HPMS-5 | Column diameter: 0.25

78 2,3,4,6-Tetrachlorophenol | Concentration: 115 ug/l

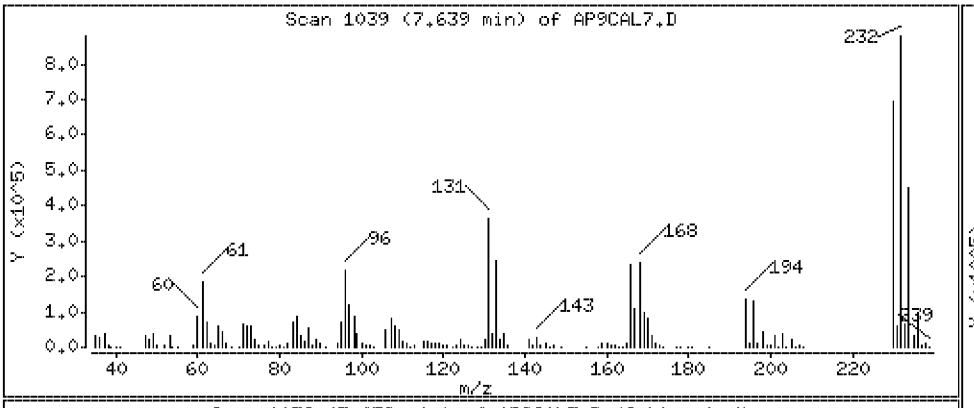

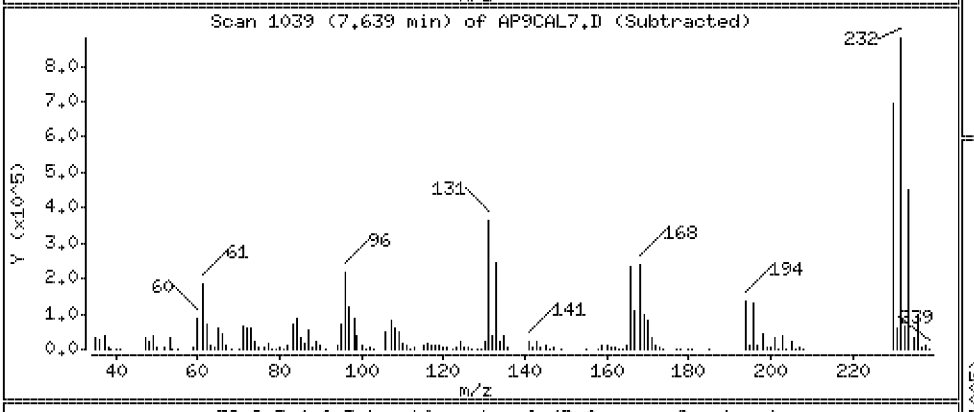

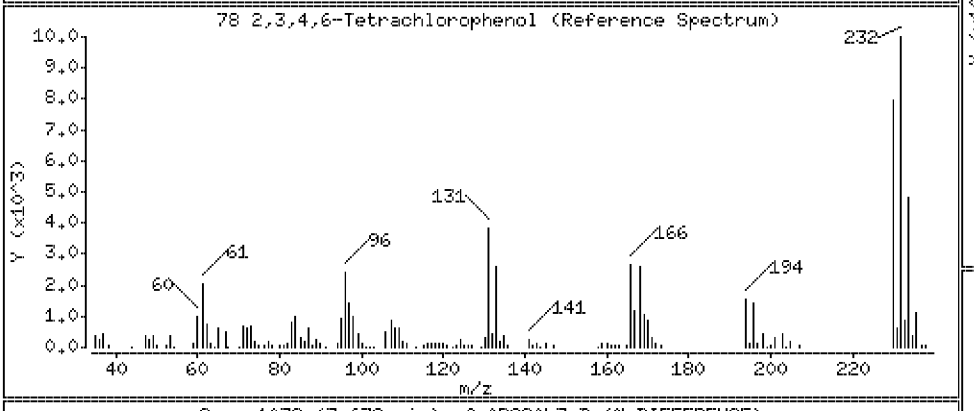

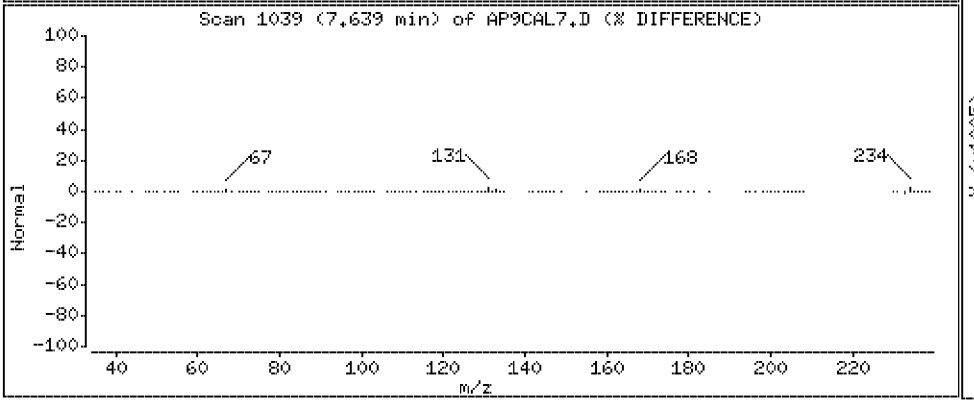

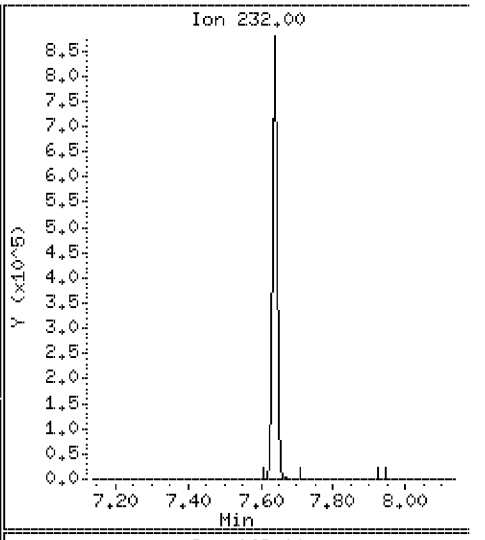

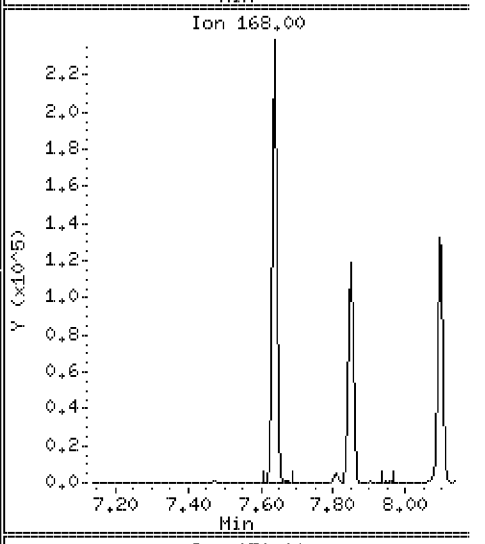

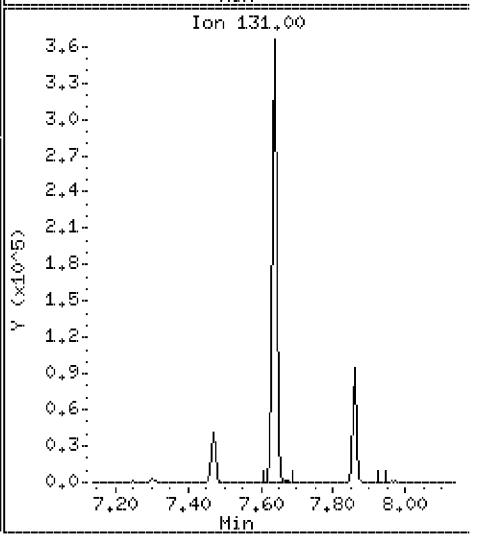

Data File: \\Svecd04\DD\chem\smsd03.i\S3042312.b\AP9CAL7.D

Date : 23-APR-2012 17:06

Client ID: AP9CAL7 Instrument: smsd03.i

Sample Info: 45955

Purge Volume: 1000.0 Operator: PEL

Column phase: HPMS-5 Column diameter: 0.25

79 2-Naphthylamine Concentration: 106 ug/l

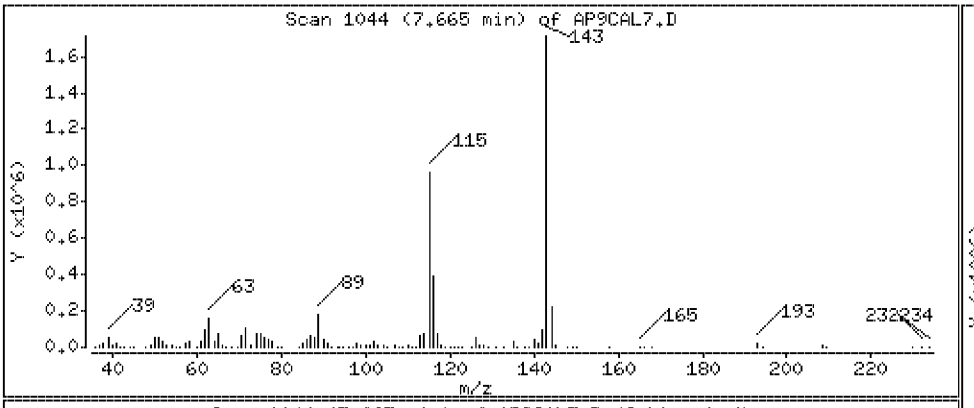

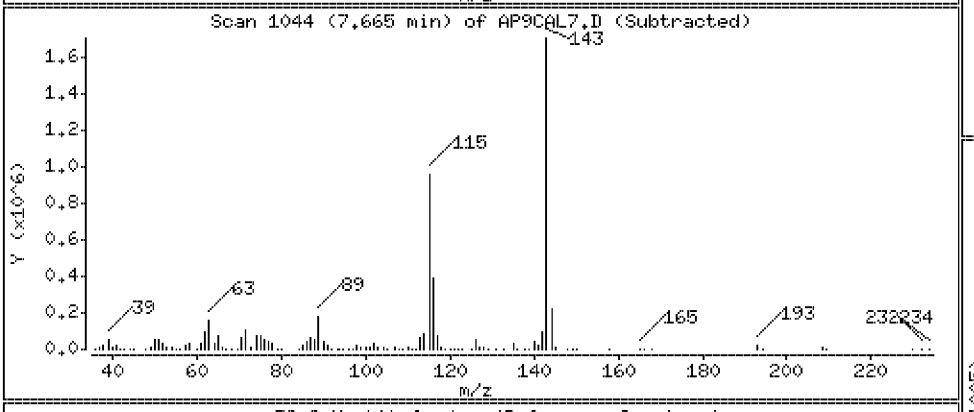

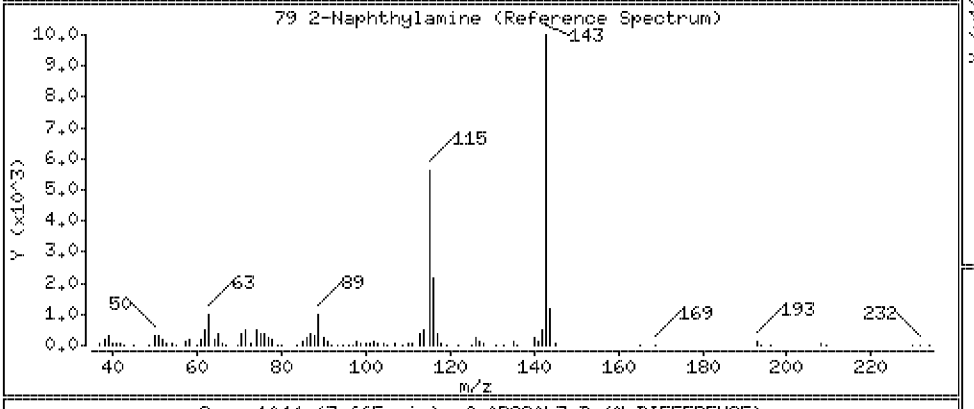

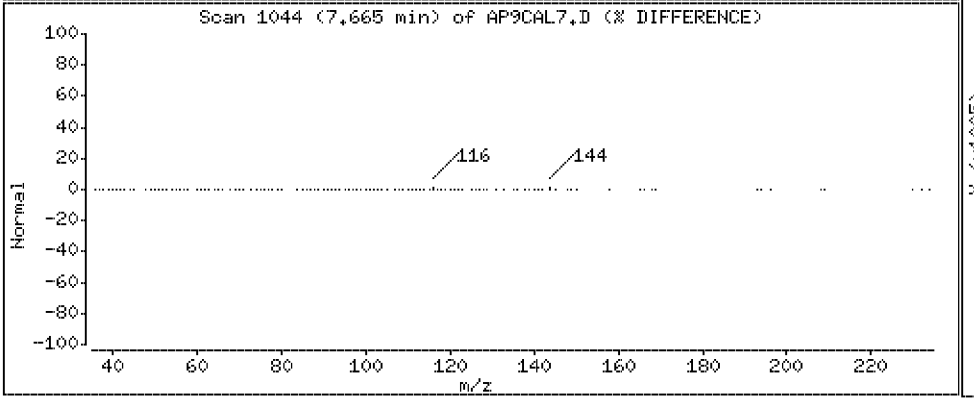

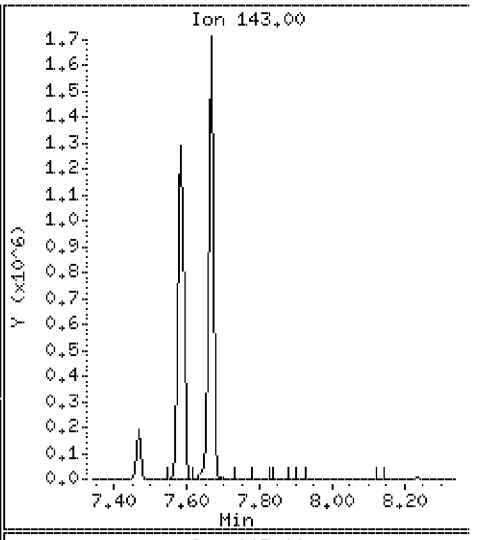

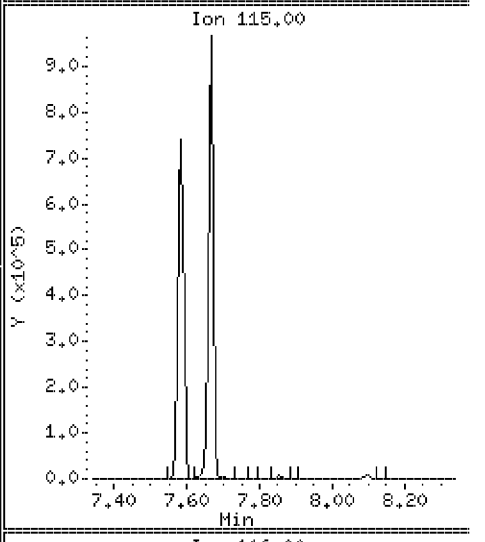

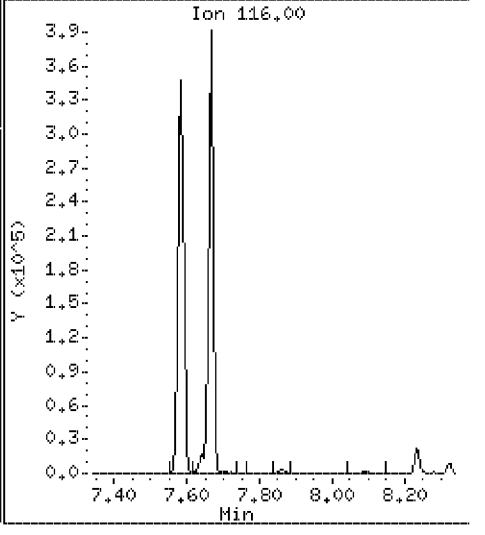

Data File: \\Svecd04\DD\chem\smsd03.i\S3042312.b\AP9CAL7.D

Date : 23-APR-2012 17:06

Client ID: AP9CAL7 Instrument: smsd03.i

Sample Info: 45955

Purge Volume: 1000.0 Operator: PEL

Column phase: HPMS-5 Column diameter: 0.25

83 5-Nitro-ortho-toluidine Concentration: 109 ug/l

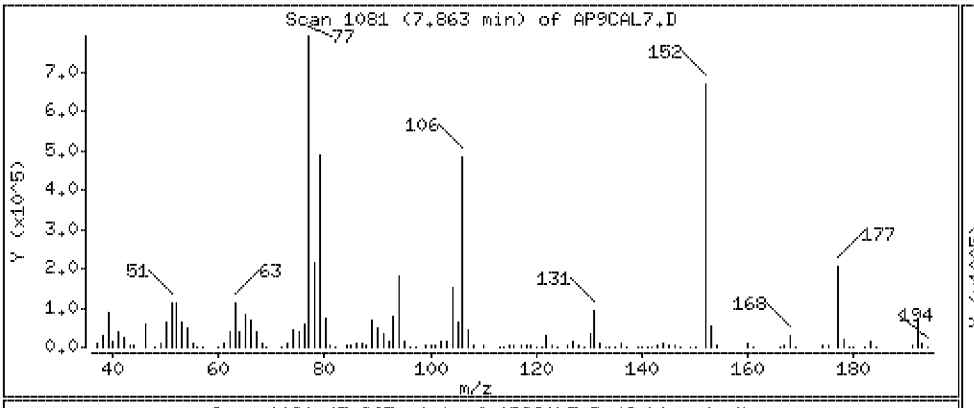

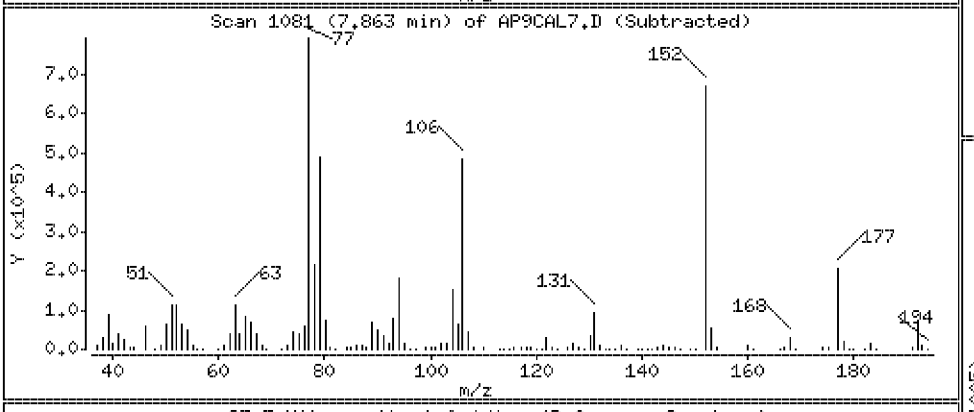

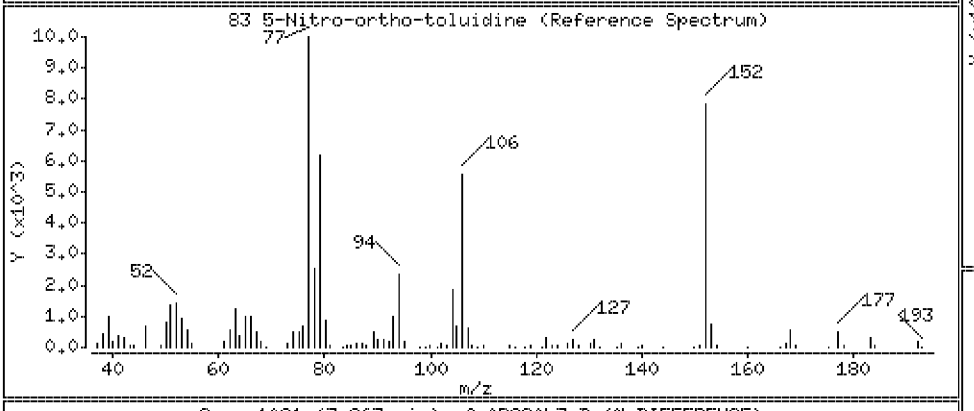

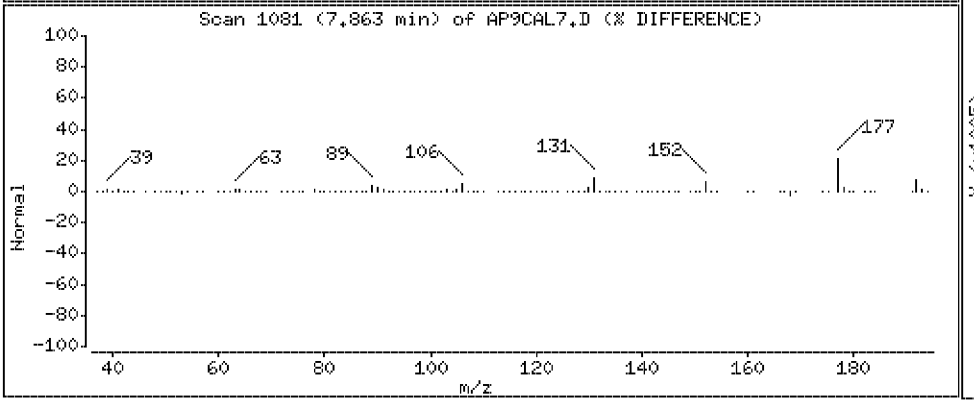

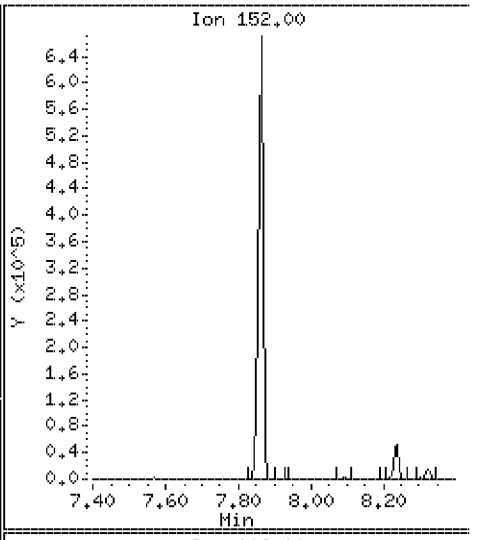

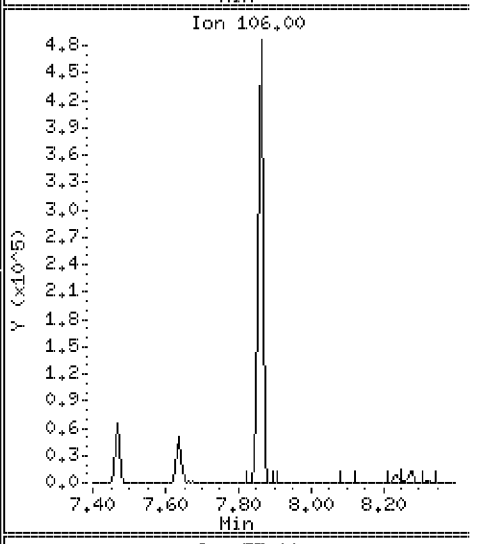

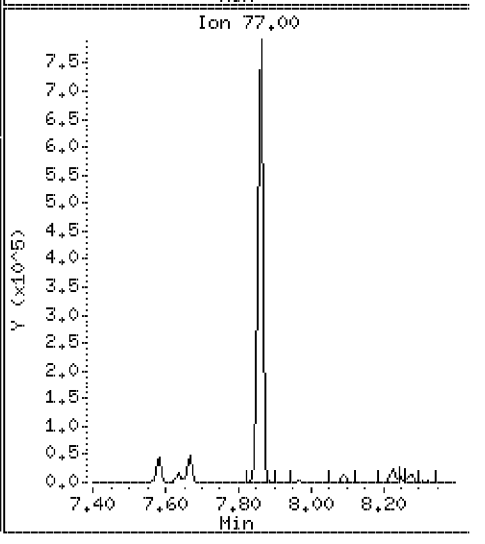

Data File: \\Svecd04\DD\chem\smsd03.i\S3042312.b\AP9CAL7.D

Date : 23-APR-2012 17:06

Client ID: AP9CAL7 | Instrument: smsd03.i

Sample Info: 45955

Purge Volume: 1000.0 | Operator: PEL

Column phase: HPMS-5 | Column diameter: 0.25

90 1,3,5-Trinitrobenzene | Concentration: 102 ug/l

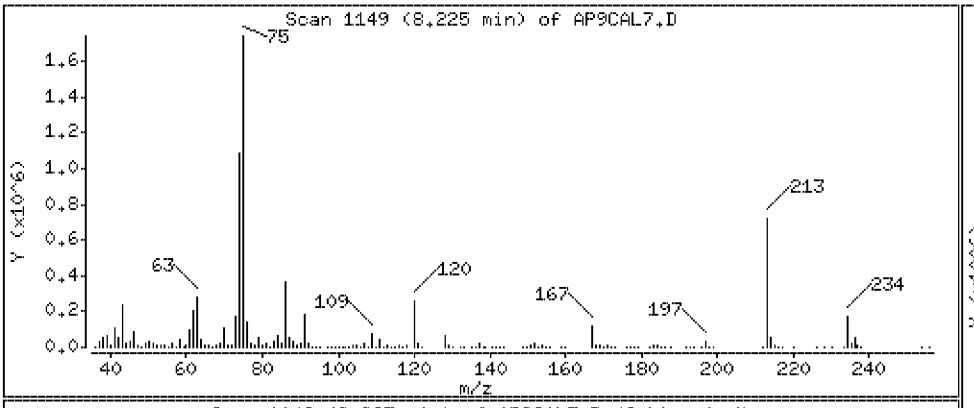

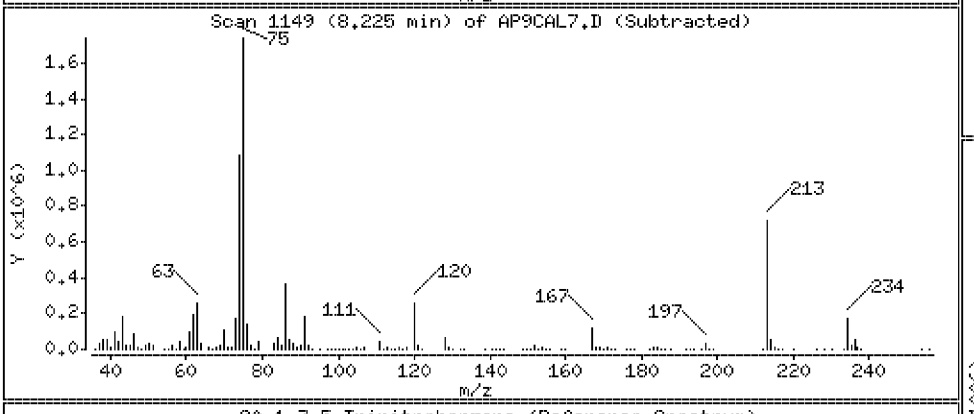

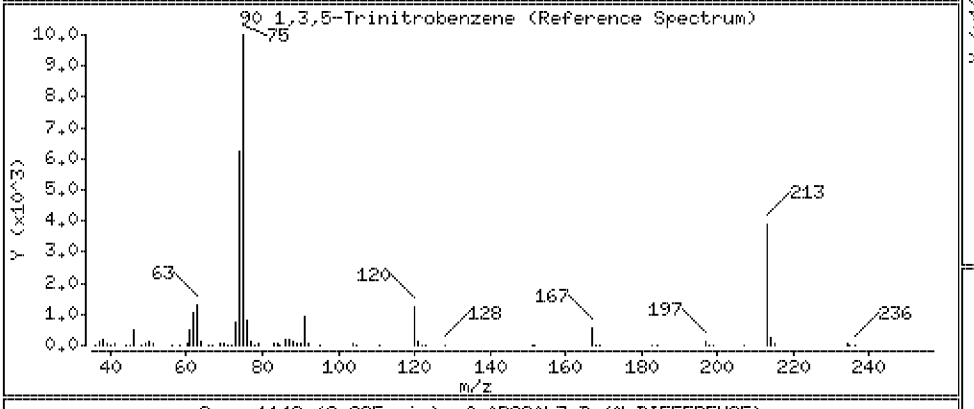

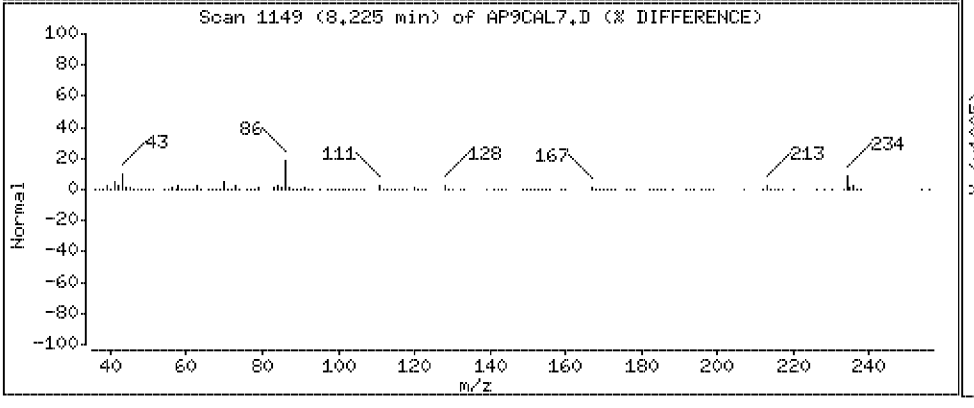

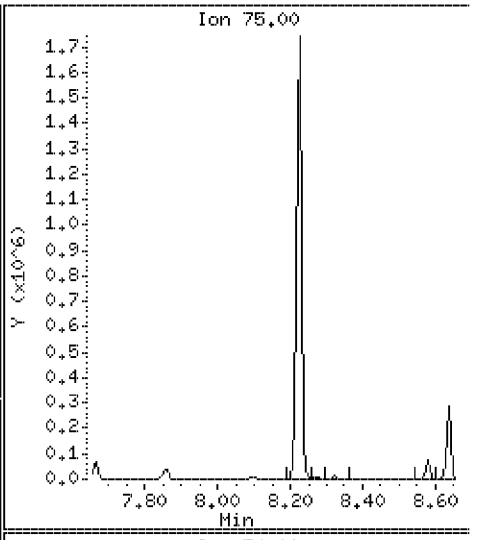

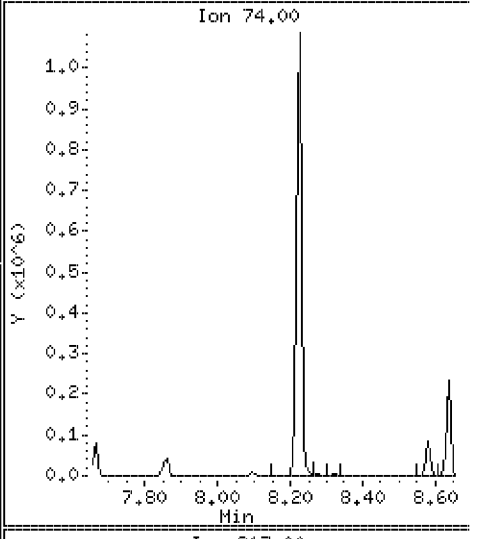

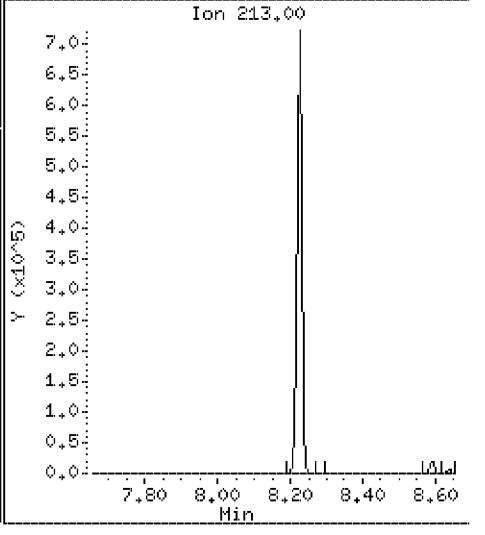

Data File: \\Svecd04\DD\chem\smsd03.i\S3042312.b\AP9CAL7.D

Date : 23-APR-2012 17:06

Client ID: AP9CAL7

Instrument: smsd03.i

Sample Info: 45955

Purge Volume: 1000.0

Operator: PEL

Column phase: HPMS-5

Column diameter: 0.25

89 Diallate

Concentration: 118 ug/l

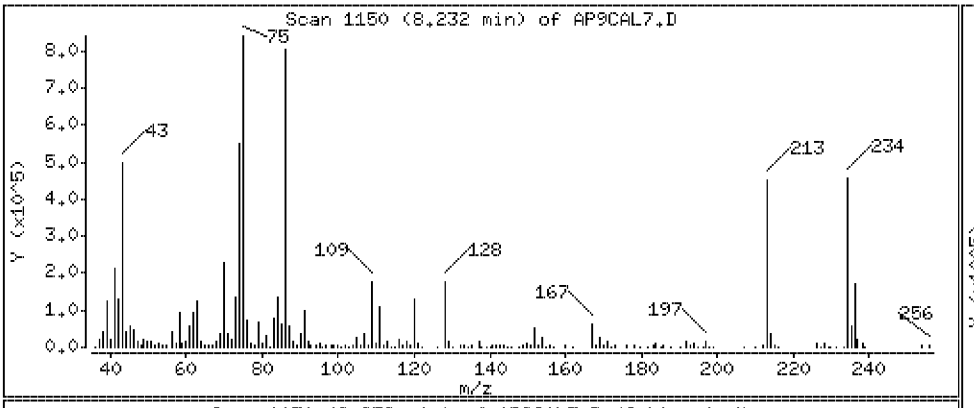

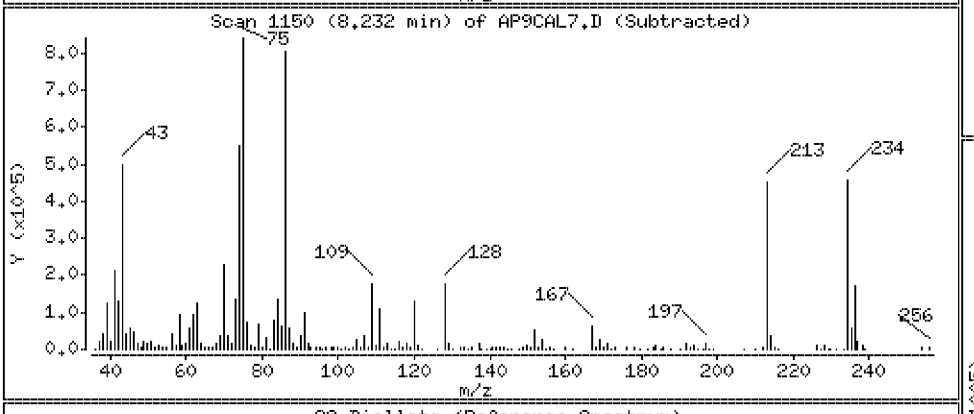

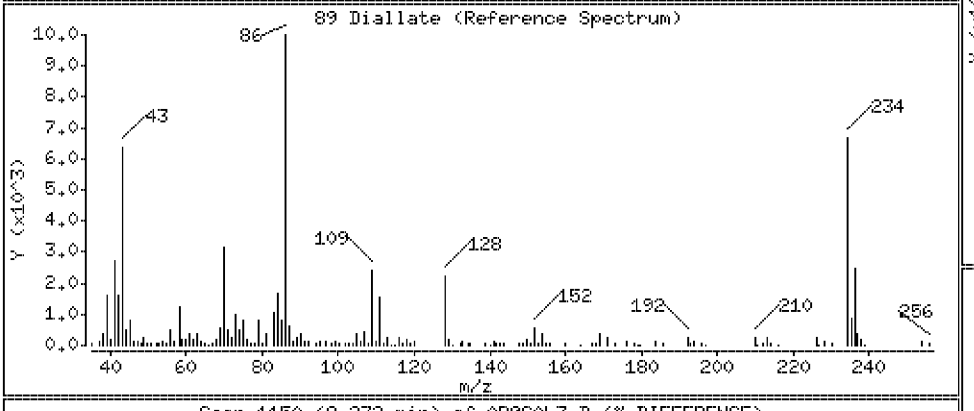

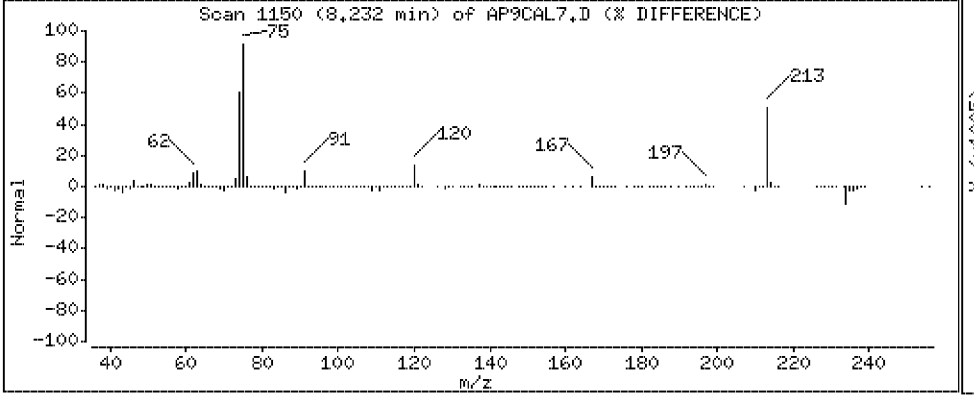

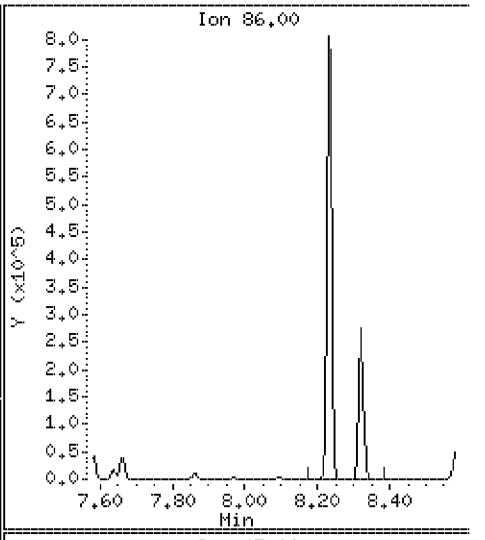

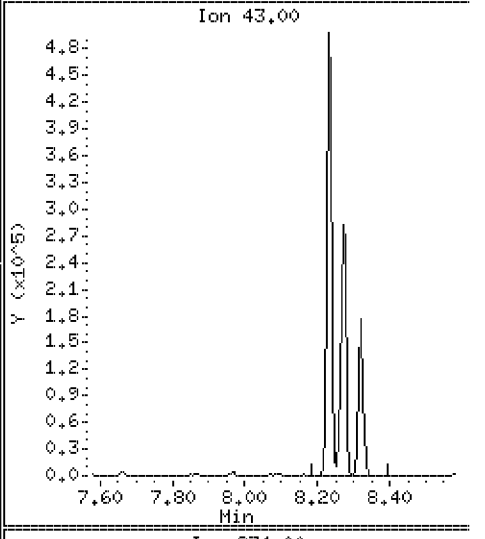

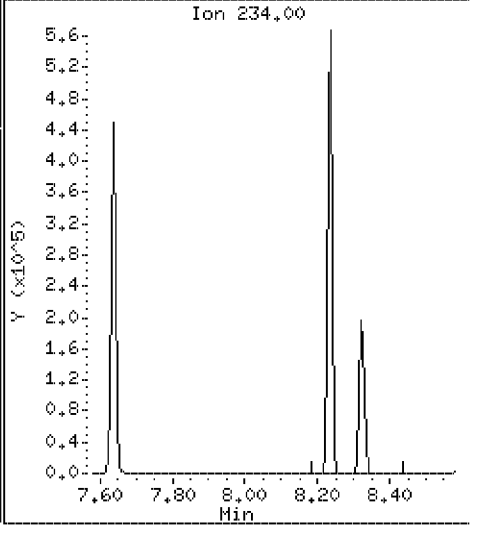

Data File: \\Svecd04\DD\chem\smsd03.i\S3042312.b\AP9CAL7.D

Date : 23-APR-2012 17:06

Client ID: AP9CAL7

Instrument: smsd03.i

Sample Info: 45955

Purge Volume: 1000.0

Operator: PEL

Column phase: HPMS-5

Column diameter: 0.25

92 Phenacetin

Concentration: 103 ug/l

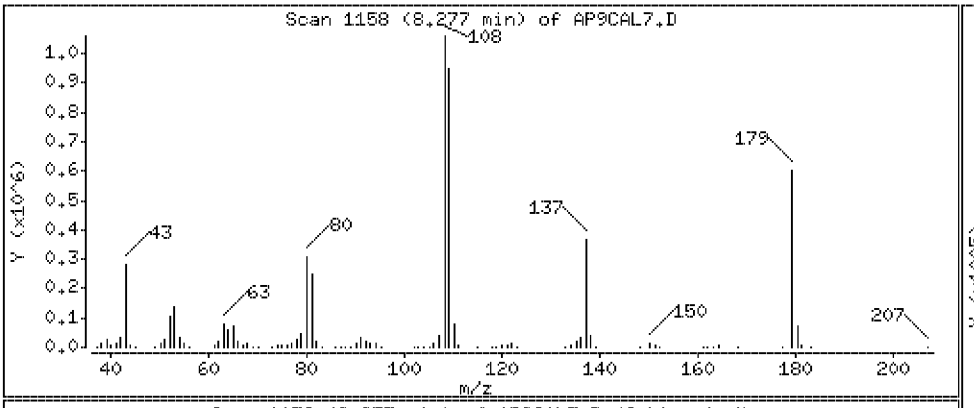

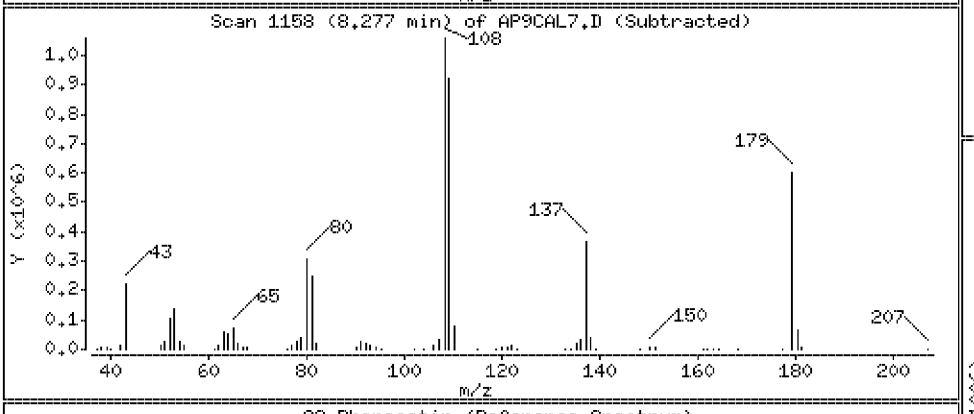

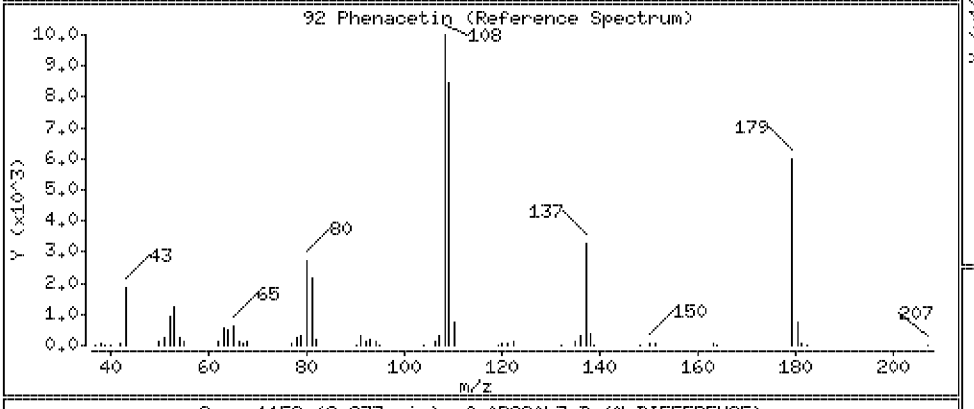

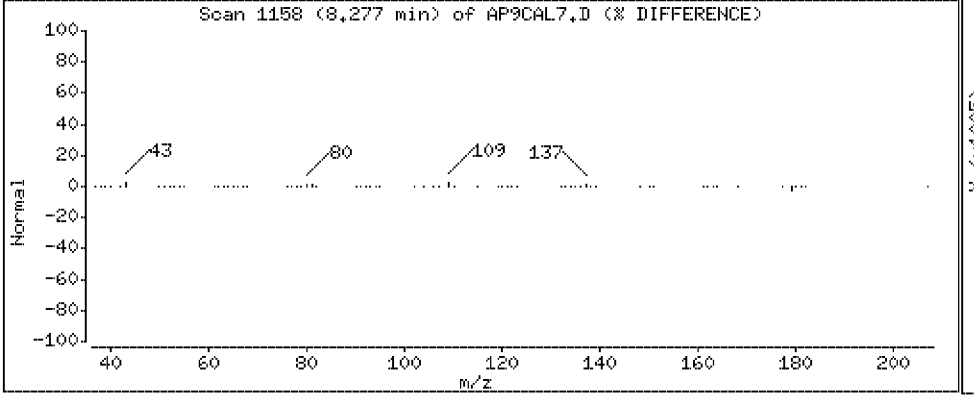

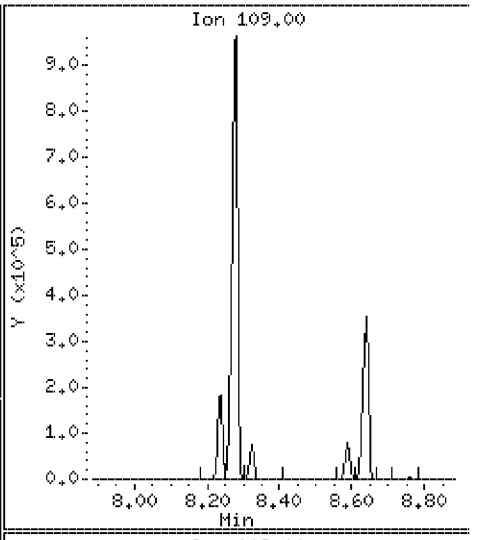

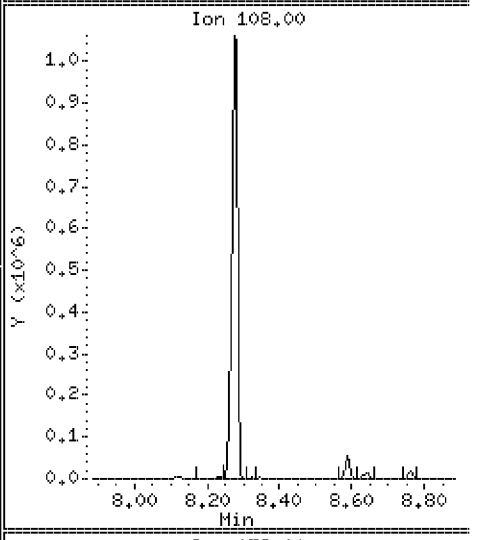

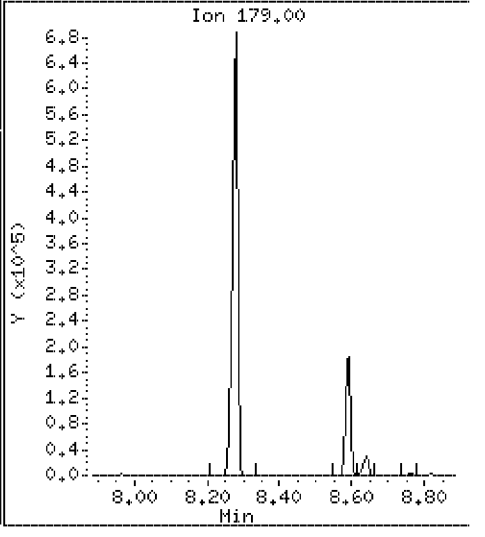

Data File: \\Svecd04\DD\chem\smsd03.i\S3042312.b\AP9CAL7.D

Date : 23-APR-2012 17:06

Client ID: AP9CAL7

Instrument: smsd03.i

Sample Info: 45955

Purge Volume: 1000.0

Operator: PEL

Column phase: HPMS-5

Column diameter: 0.25

91 p-Phenylenediamine

Concentration: 106 ug/l

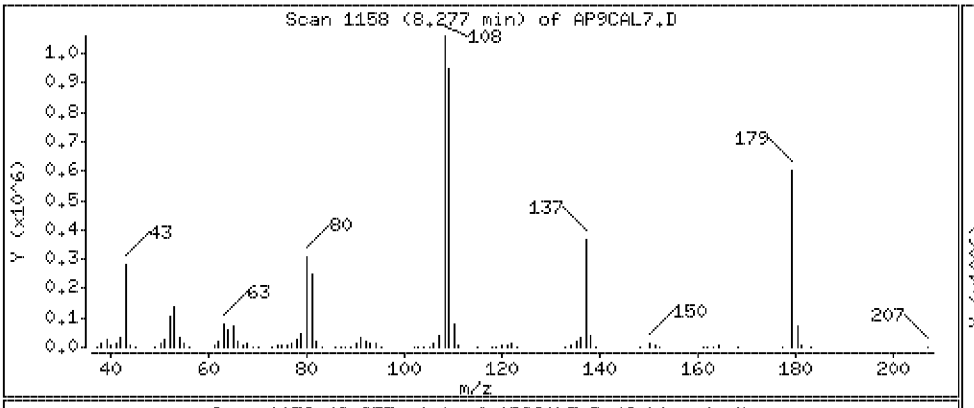

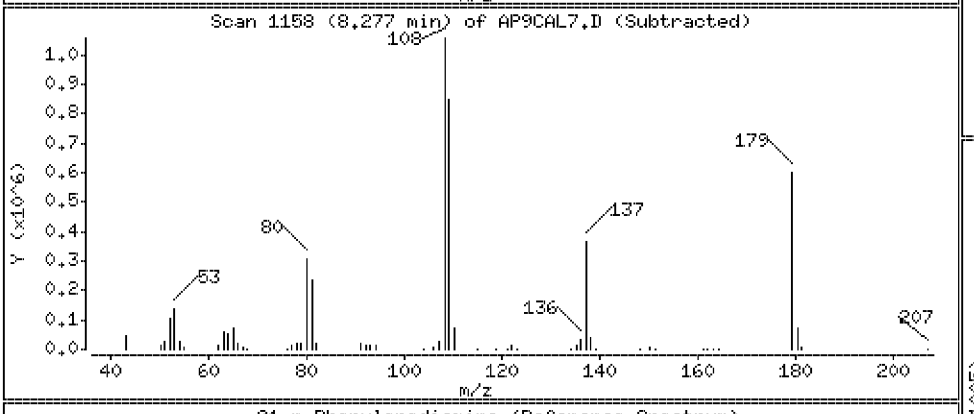

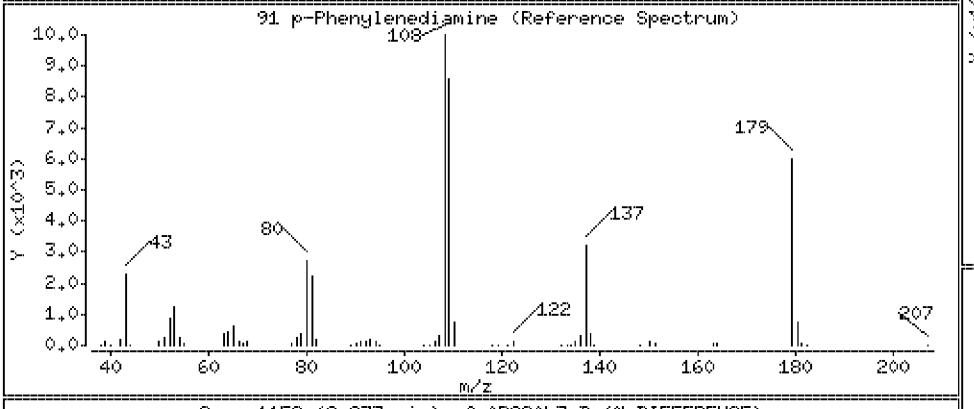

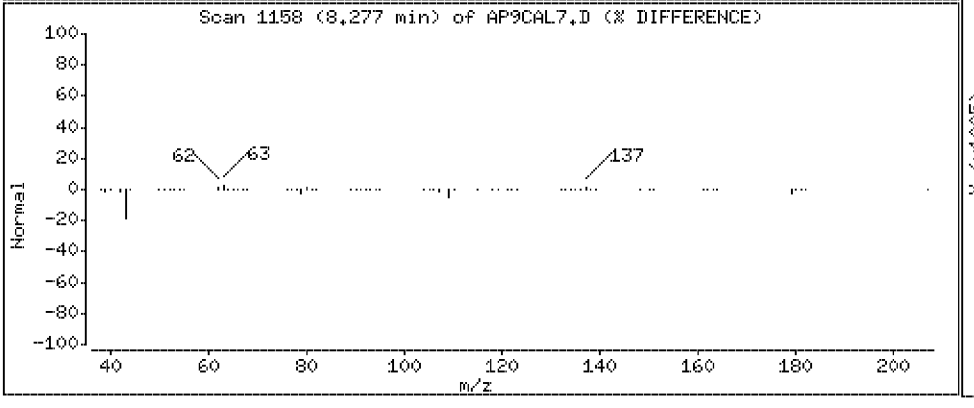

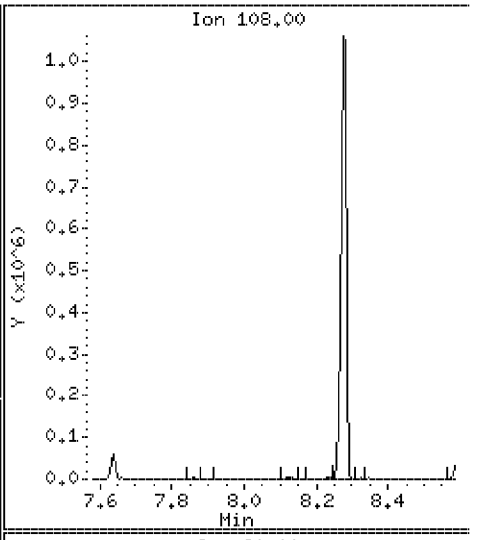

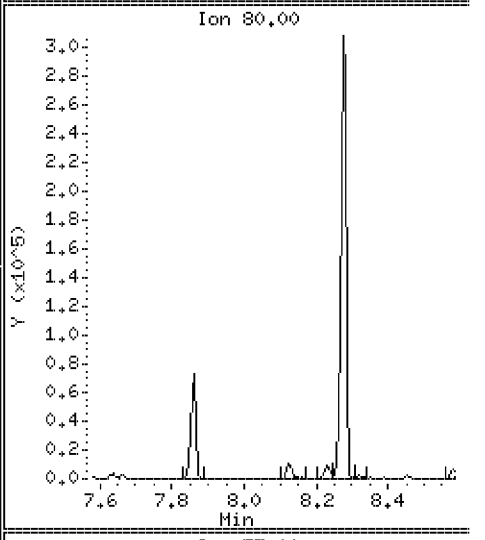

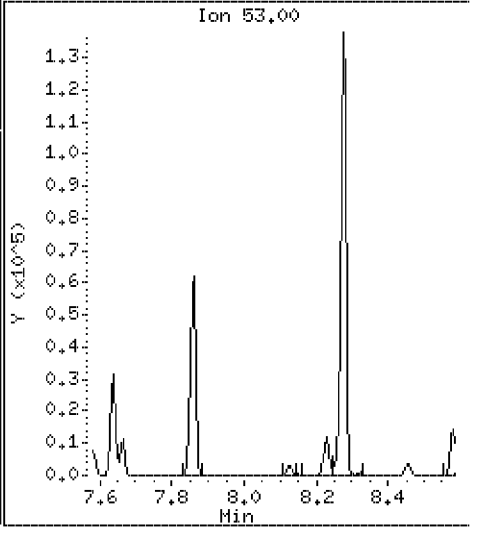

Data File: \\Svecd04\DD\chem\smsd03.i\S3042312.b\AP9CAL7.D

Date : 23-APR-2012 17:06

Client ID: AP9CAL7

Instrument: smsd03.i

Sample Info: 45955

Purge Volume: 1000.0

Operator: PEL

Column phase: HPMS-5

Column diameter: 0.25

97 Pentachloronitrobenzene

Concentration: 107 ug/l

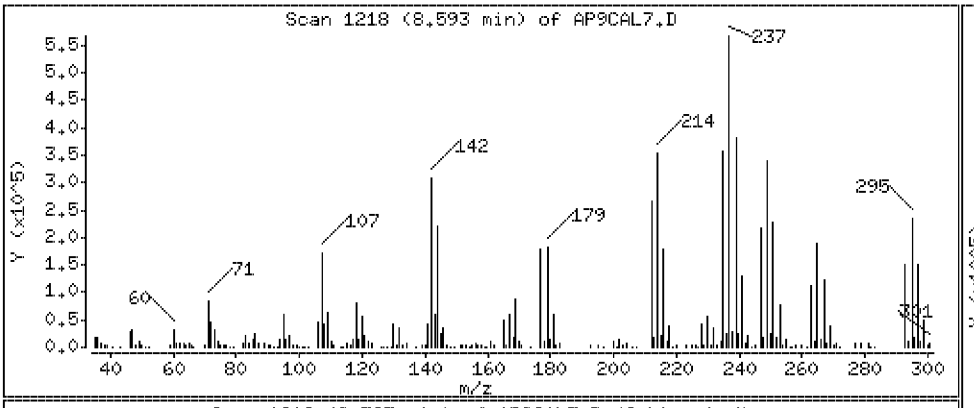

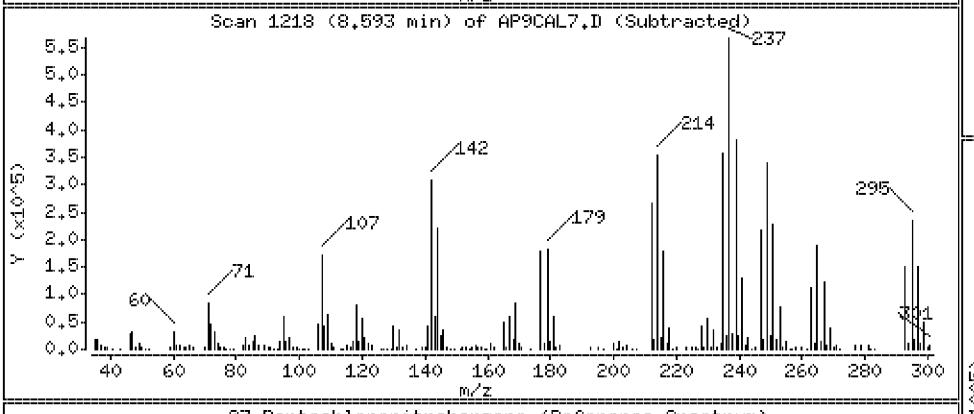

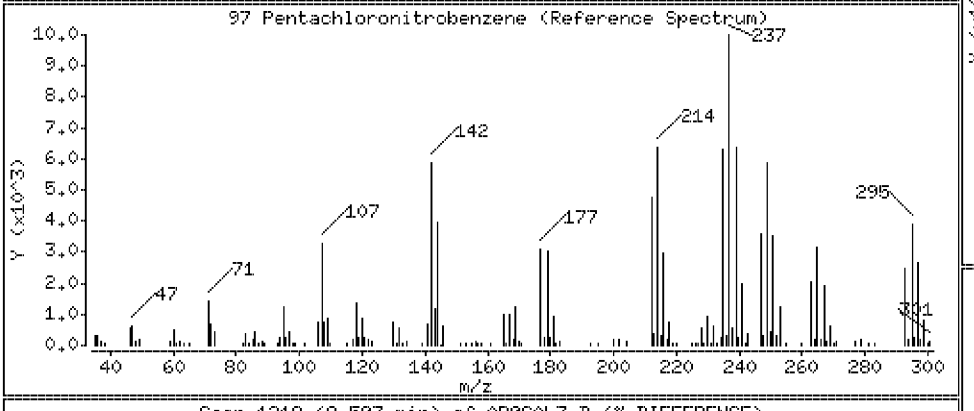

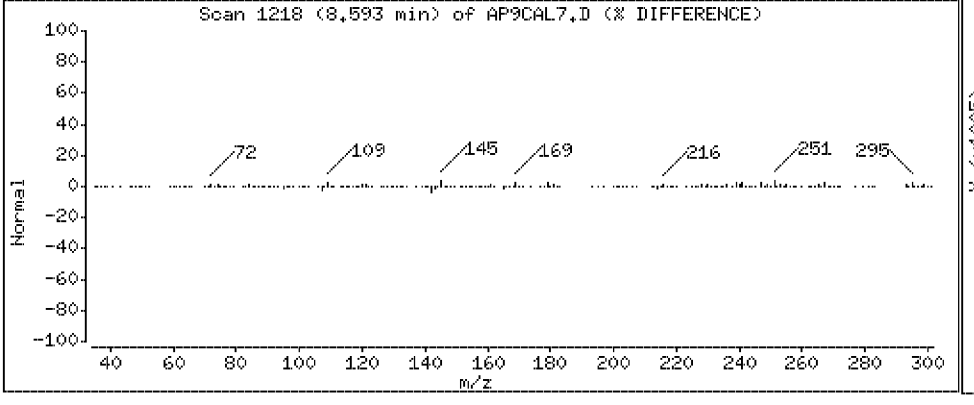

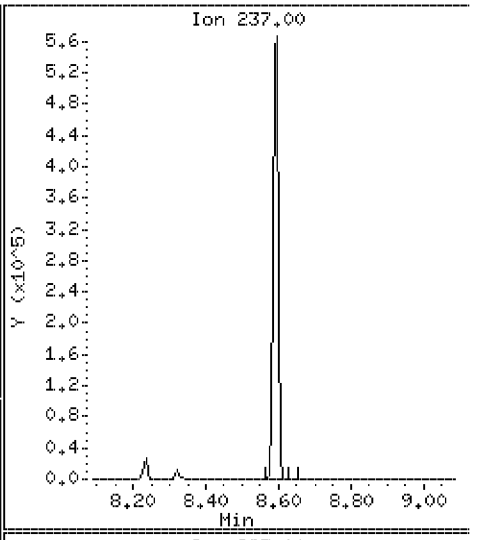

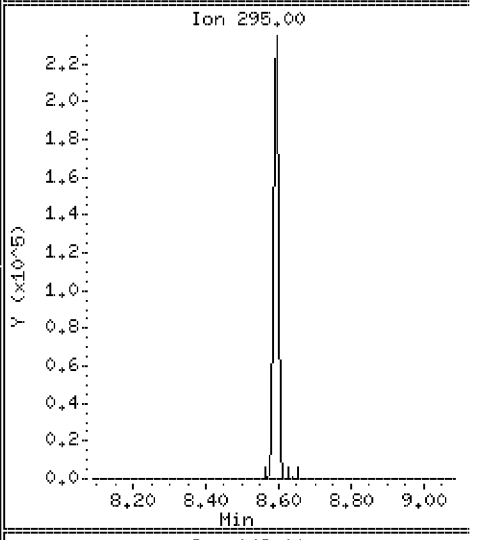

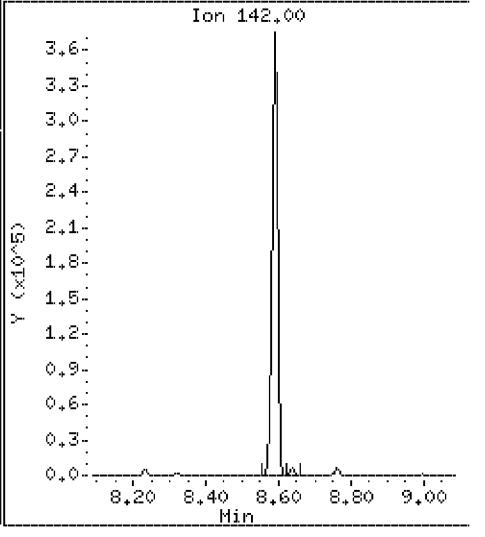

Data File: \\Svecd04\DD\chem\smsd03.i\S3042312.b\AP9CAL7.D

Date : 23-APR-2012 17:06

Client ID: AP9CAL7 Instrument: smsd03.i

Sample Info: 45955

Purge Volume: 1000.0 Operator: PEL

Column phase: HPMS-5 Column diameter: 0.25

98 4-Aminobiphenyl Concentration: 101 ug/l

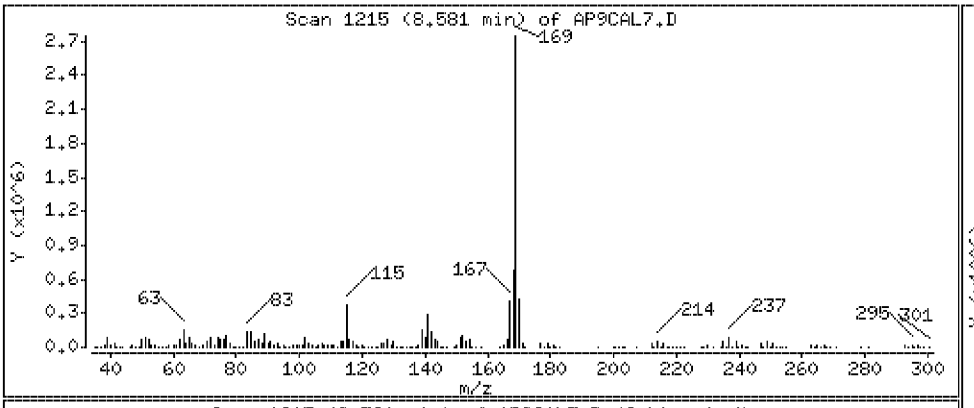

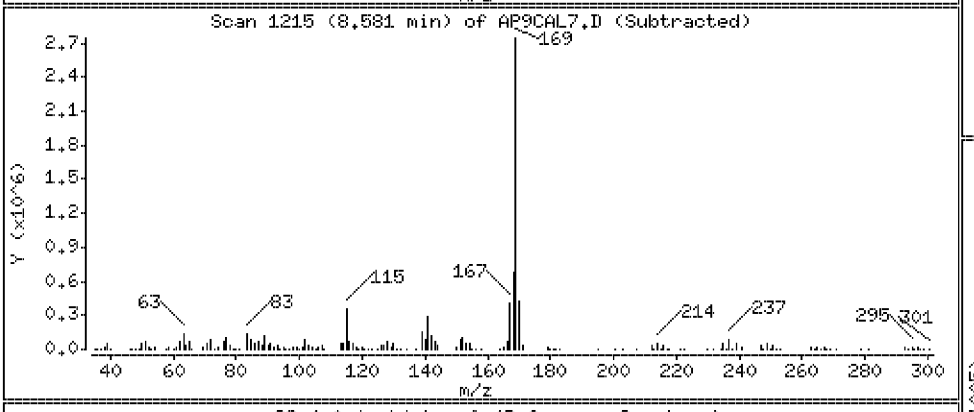

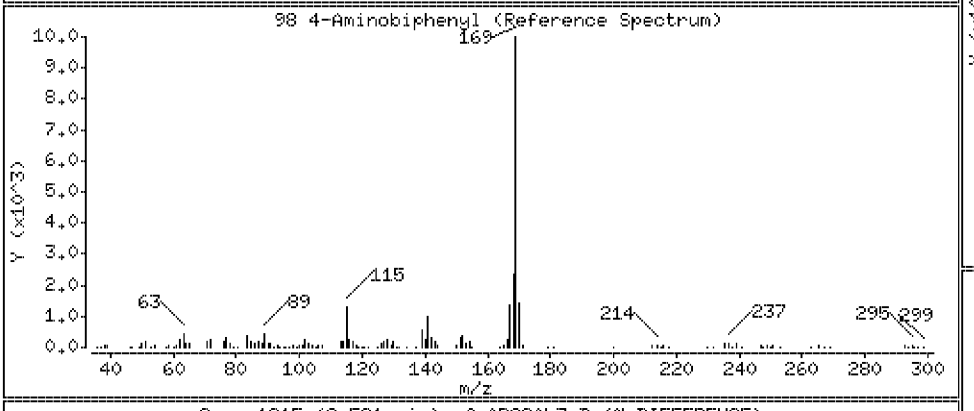

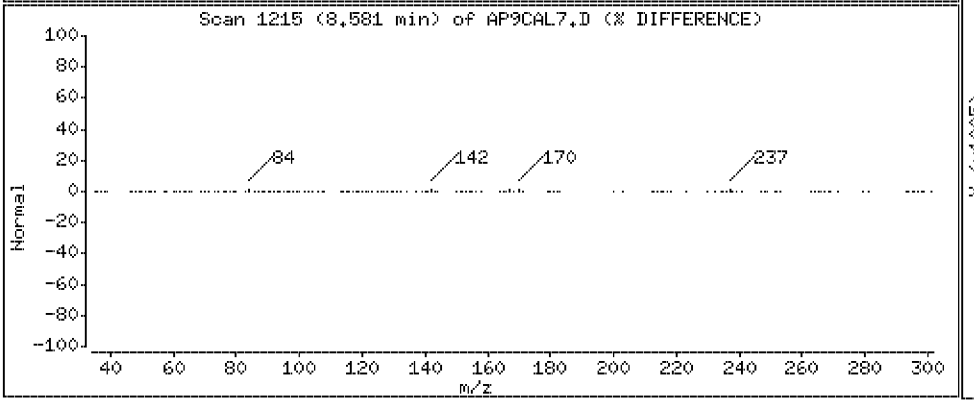

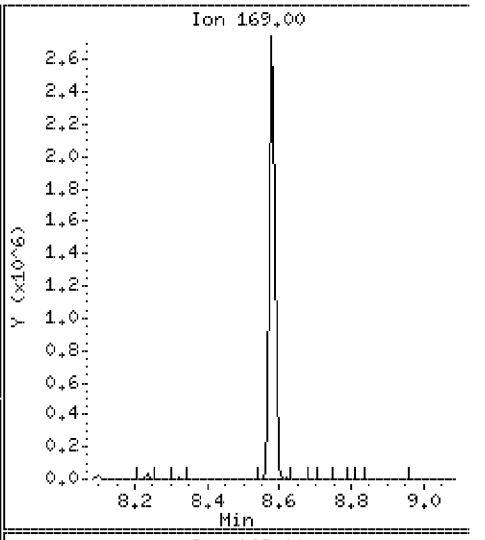

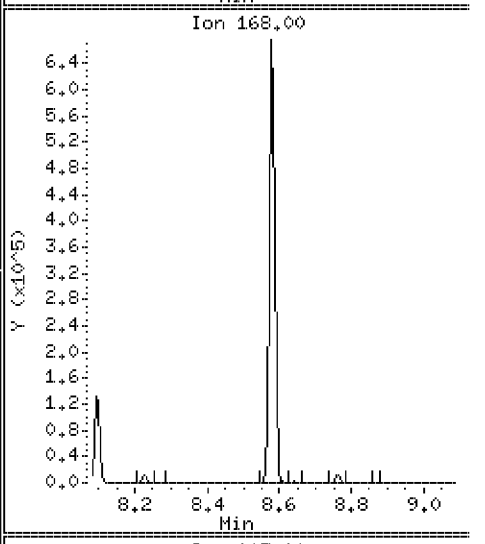

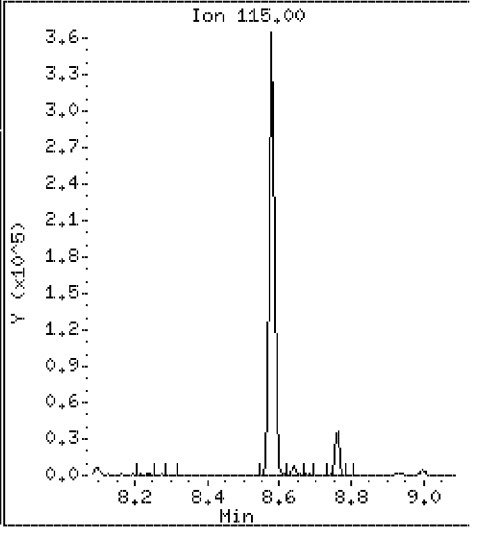

Data File: \\Svecd04\DD\chem\smsd03.i\S3042312.b\AP9CAL7.D

Date : 23-APR-2012 17:06

Client ID: AP9CAL7 | Instrument: smsd03.i

Sample Info: 45955

Purge Volume: 1000.0 | Operator: PEL

Column phase: HPMS-5 | Column diameter: 0.25

99 Pronamide | Concentration: 105 ug/l

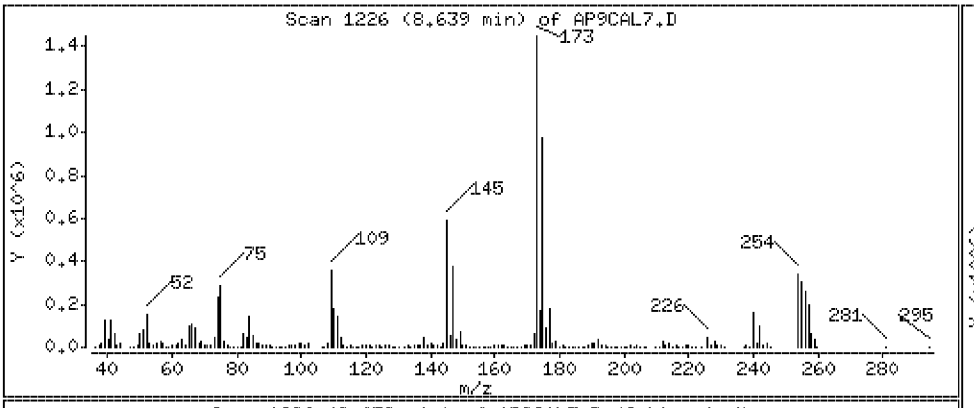

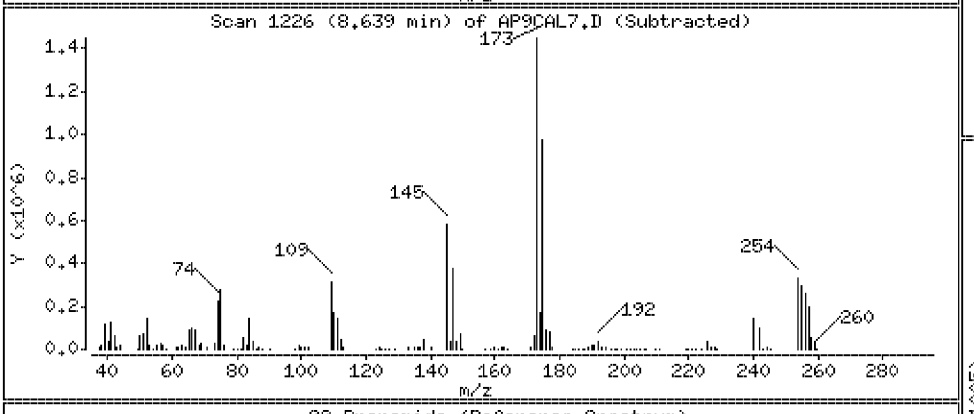

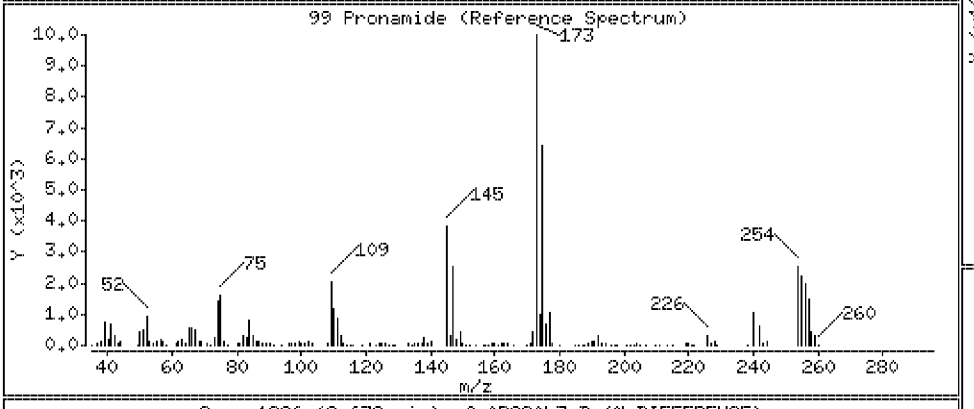

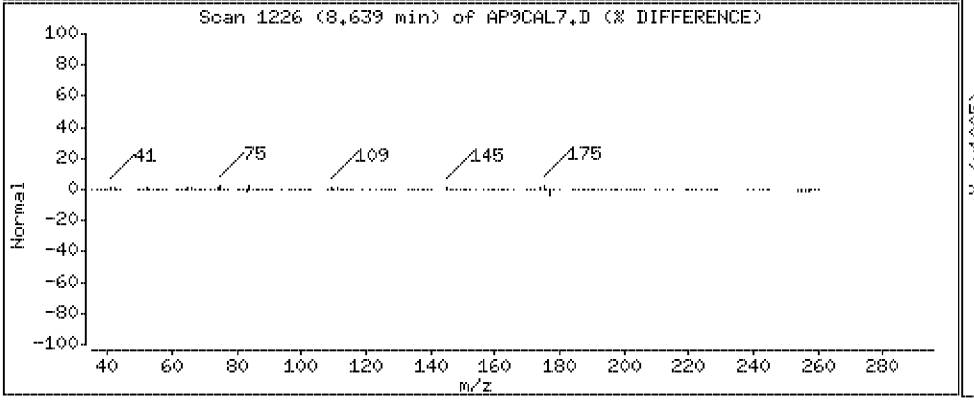

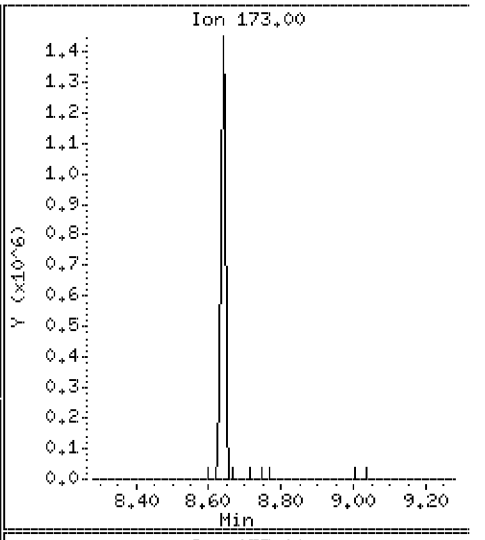

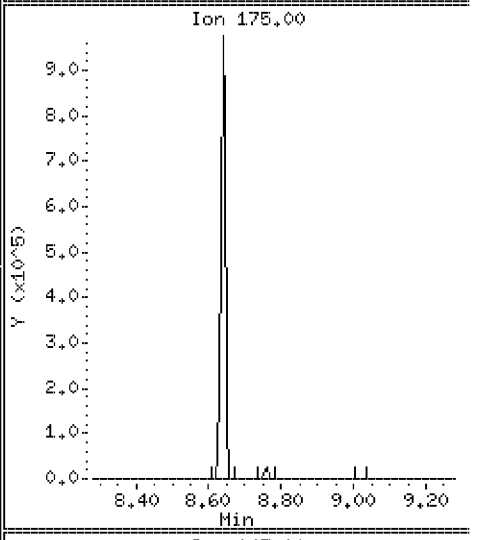

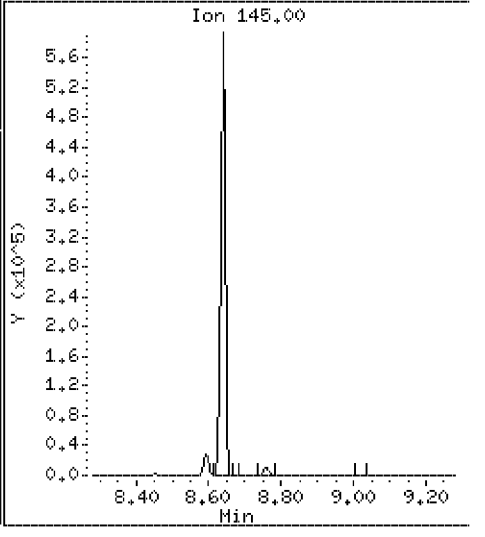

Data File: \\Svecd04\DD\chem\smsd03.i\S3042312.b\AP9CAL7.D

Date : 23-APR-2012 17:06

Client ID: AP9CAL7 Instrument: smsd03.i

Sample Info: 45955

Purge Volume: 1000.0 Operator: PEL

Column phase: HPMS-5 Column diameter: 0.25

102 Dinoseb Concentration: 100 ug/l

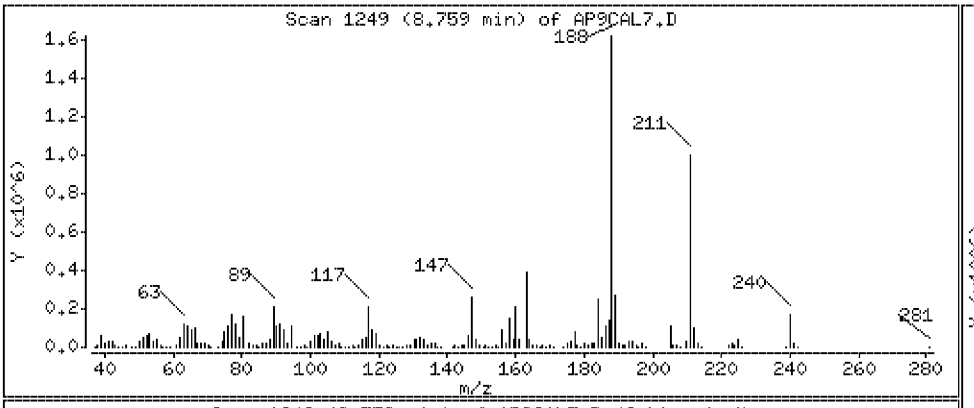

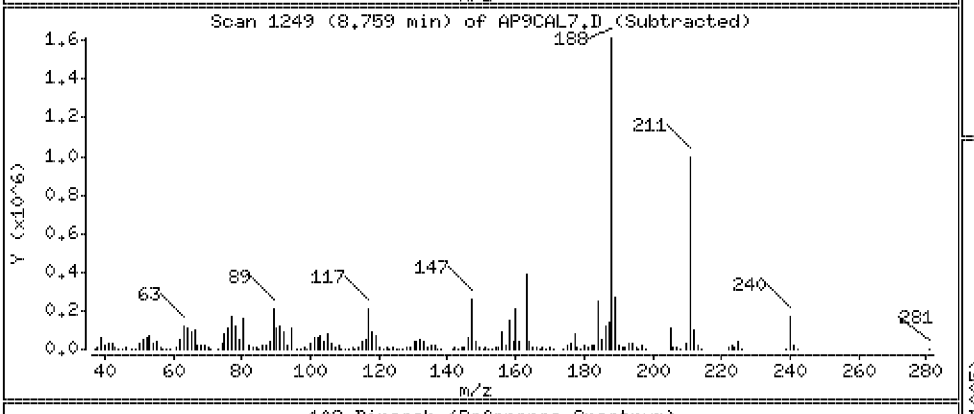

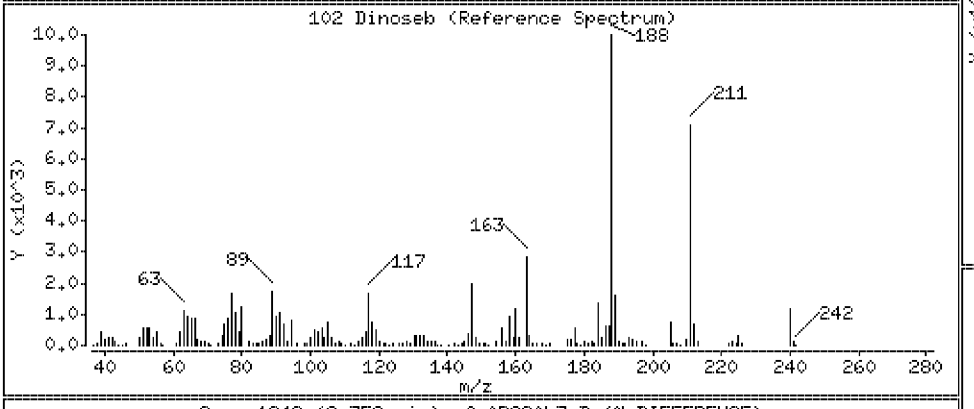

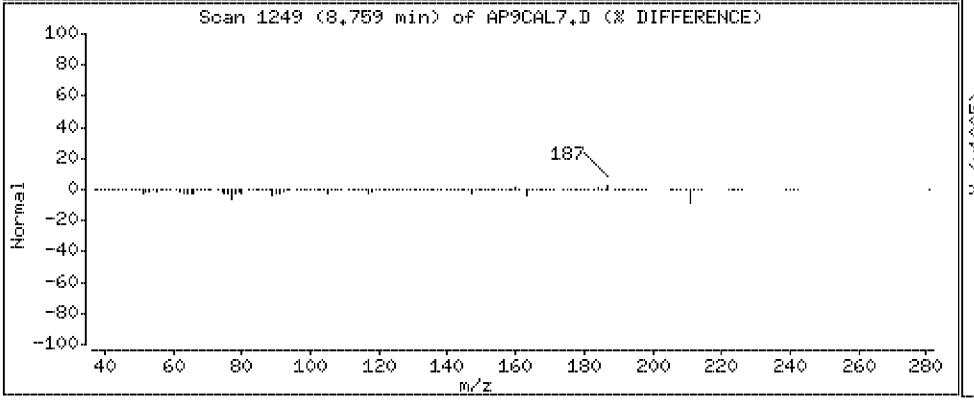

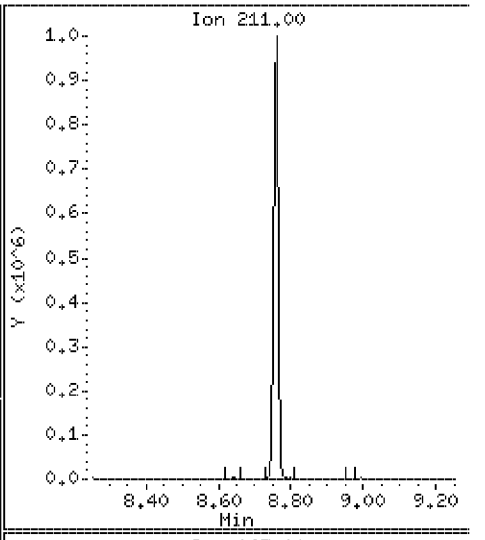

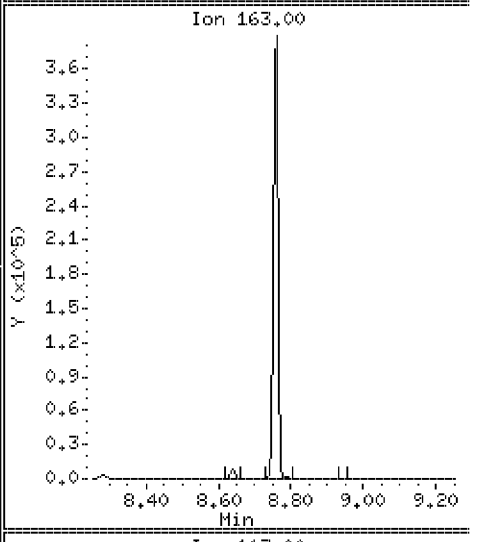

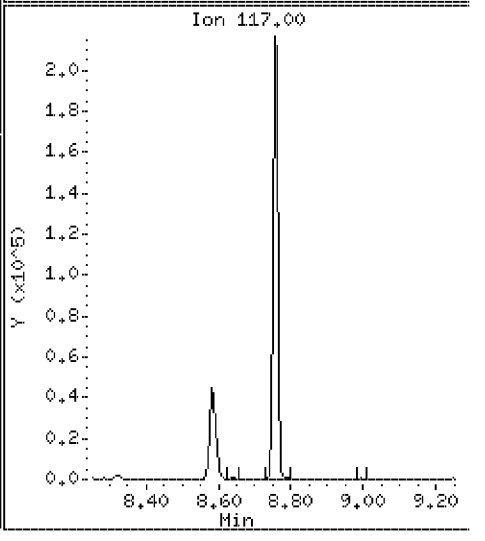

Data File: \\Svecd04\DD\chem\smsd03.i\S3042312.b\AP9CAL7.D

Date : 23-APR-2012 17:06

Client ID: AP9CAL7 Instrument: smsd03.i

Sample Info: 45955

Purge Volume: 1000.0 Operator: PEL

Column phase: HPMS-5 Column diameter: 0.25

106 4-Nitroquinoline-1-oxide Concentration: 99.6 ug/l

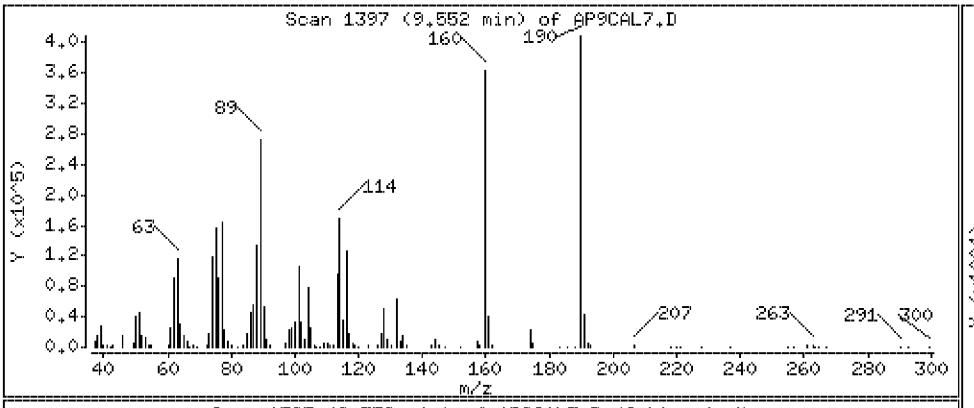

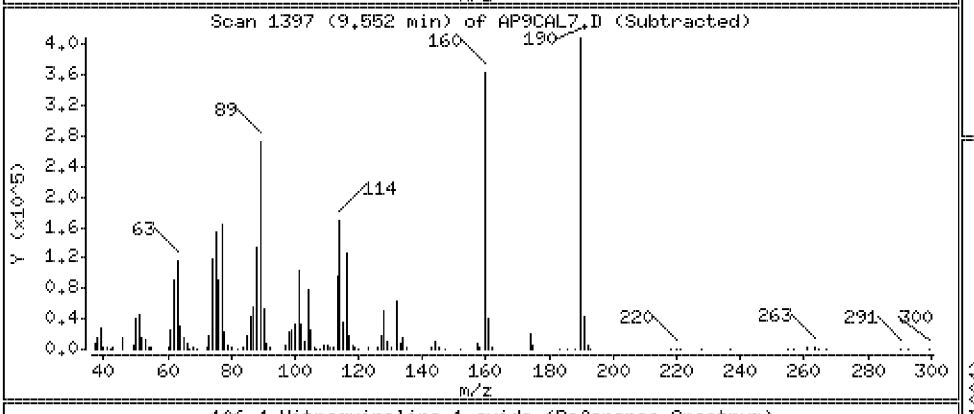

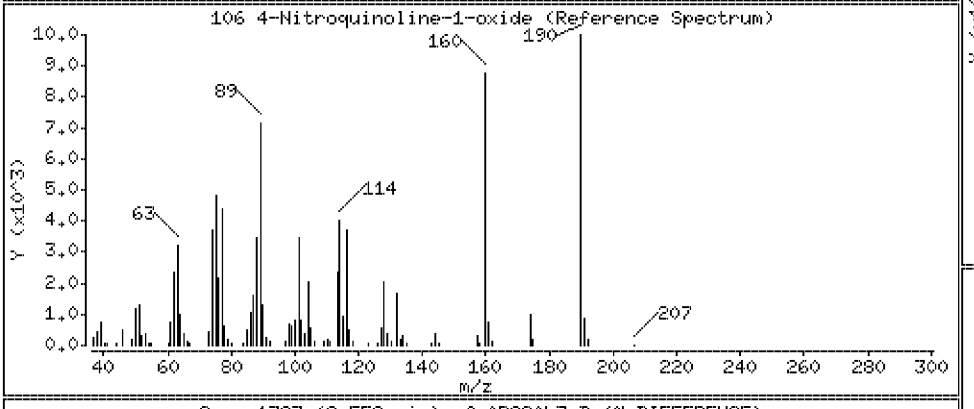

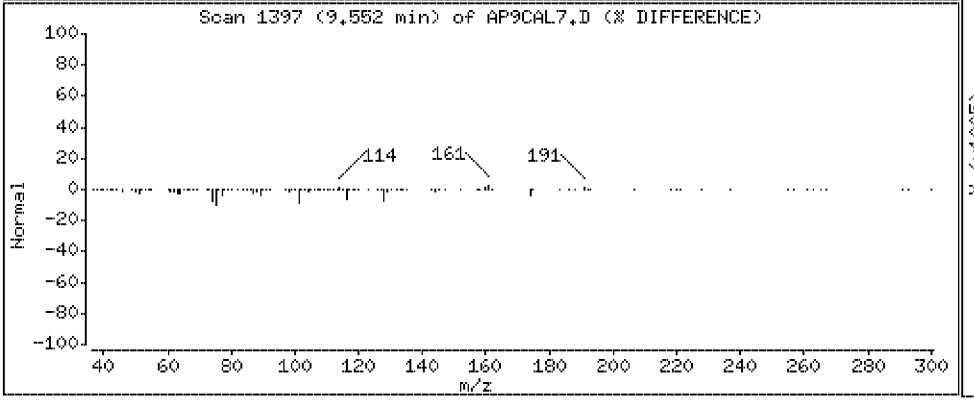

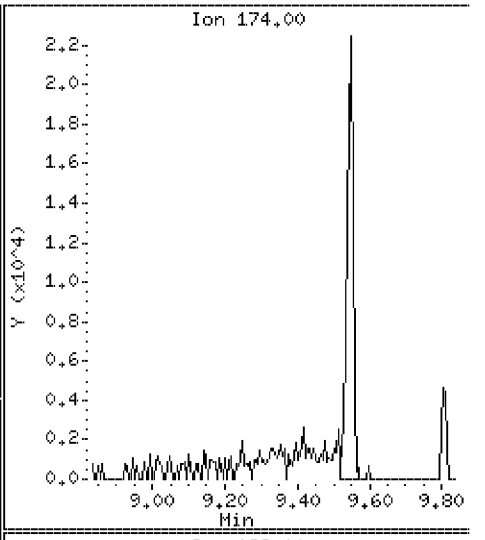

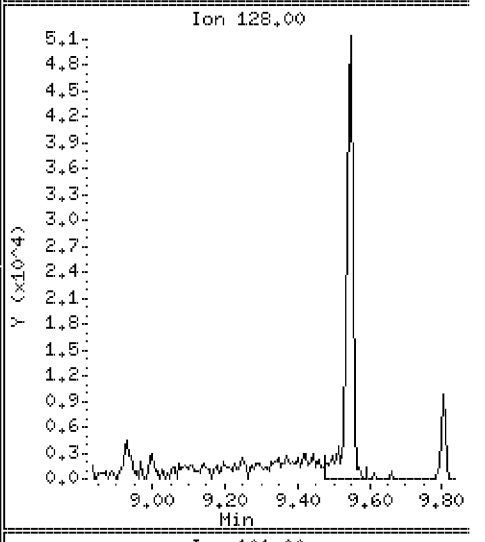

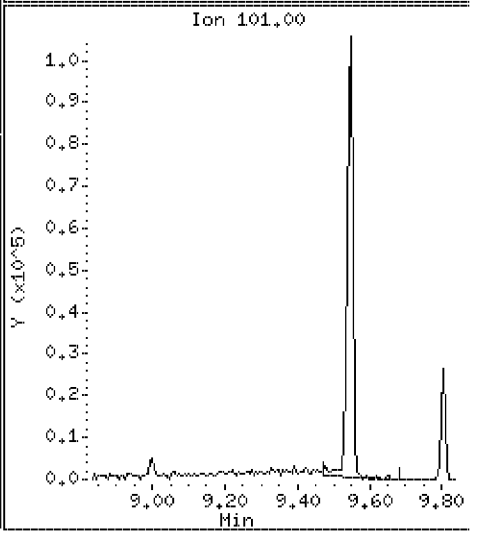

Data File: \\Svecd04\DD\chem\smsd03.i\S3042312.b\AP9CAL7.D

Date : 23-APR-2012 17:06

Client ID: AP9CAL7 Instrument: smsd03.i

Sample Info: 45955

Purge Volume: 1000.0 Operator: PEL

Column phase: HPMS-5 Column diameter: 0.25

107 Methapyrilene Concentration: 110 ug/l

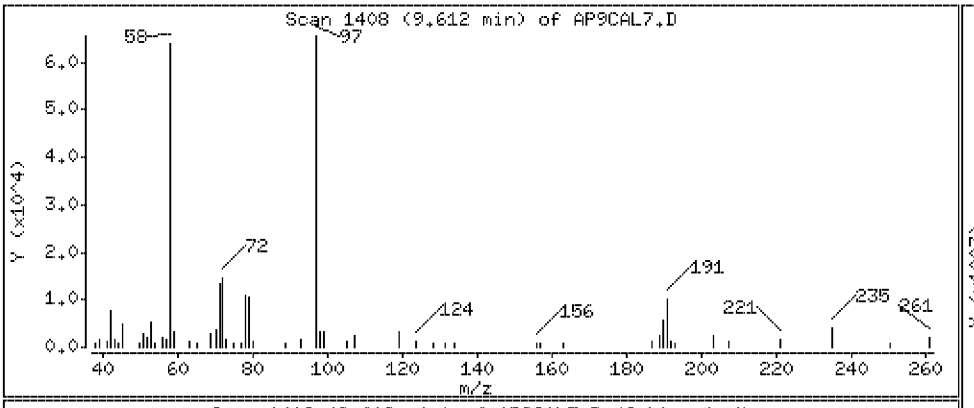

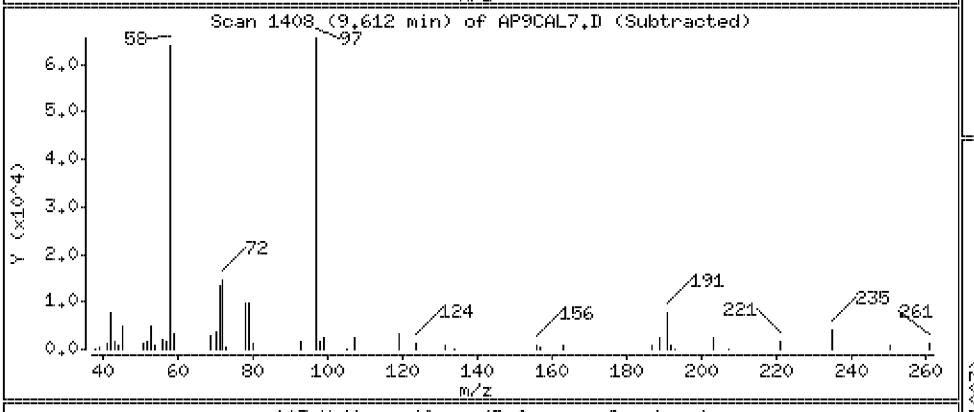

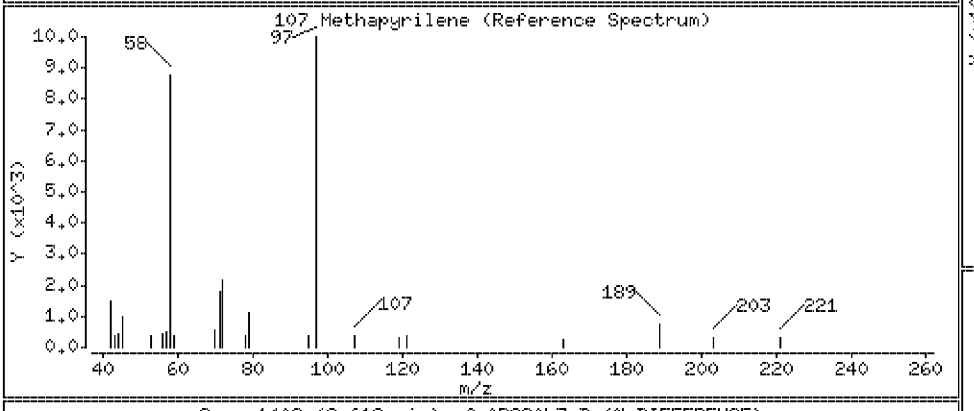

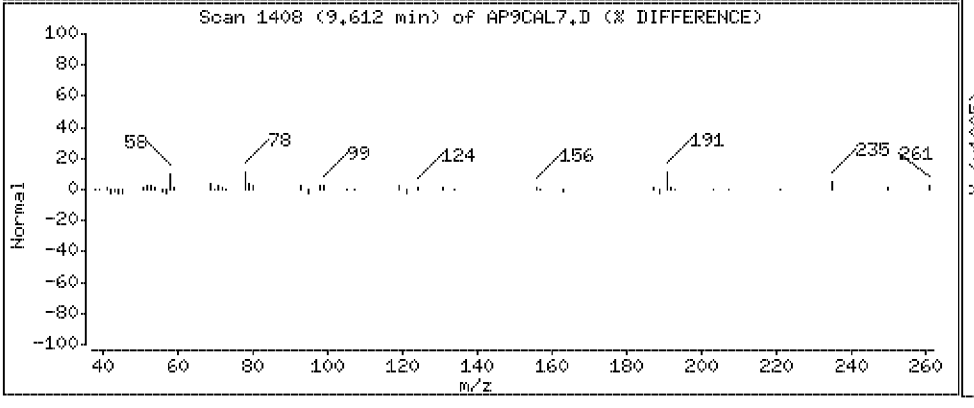

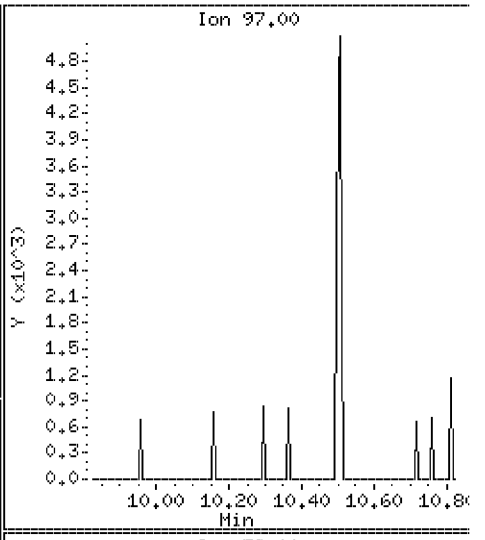

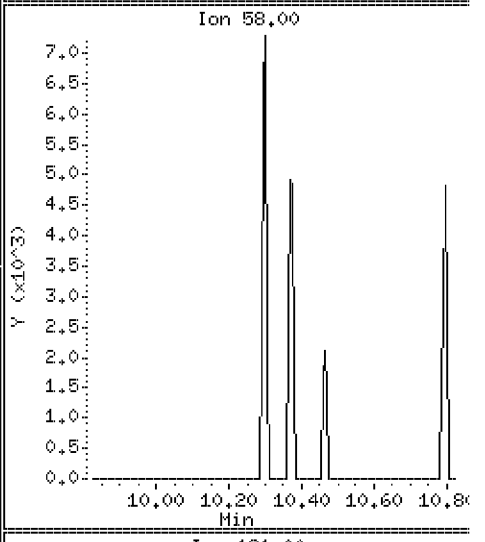

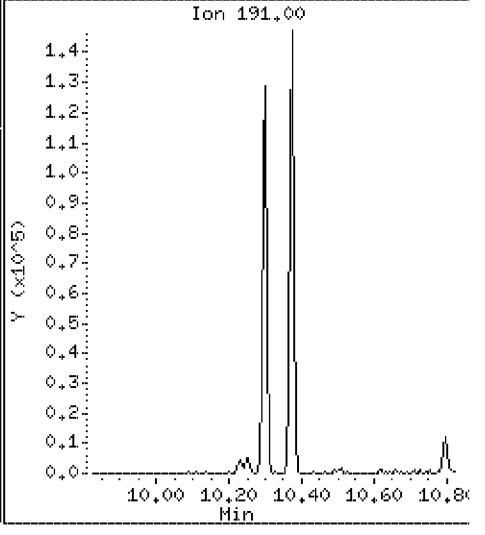

Data File: \\Svecd04\DD\chem\smsd03.i\S3042312.b\AP9CAL7.D

Date : 23-APR-2012 17:06

Client ID: AP9CAL7

Instrument: smsd03.i

Sample Info: 45955

Purge Volume: 1000.0

Operator: PEL

Column phase: HPMS-5

Column diameter: 0.25

108 Isodrin

Concentration: 104 ug/l

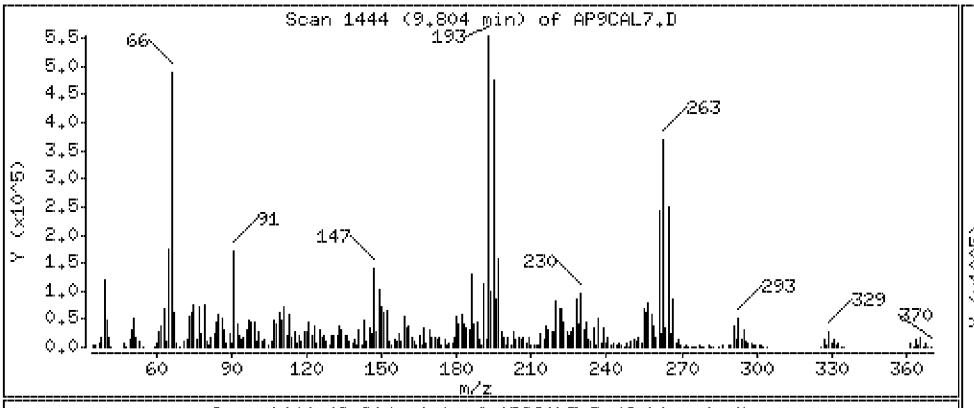

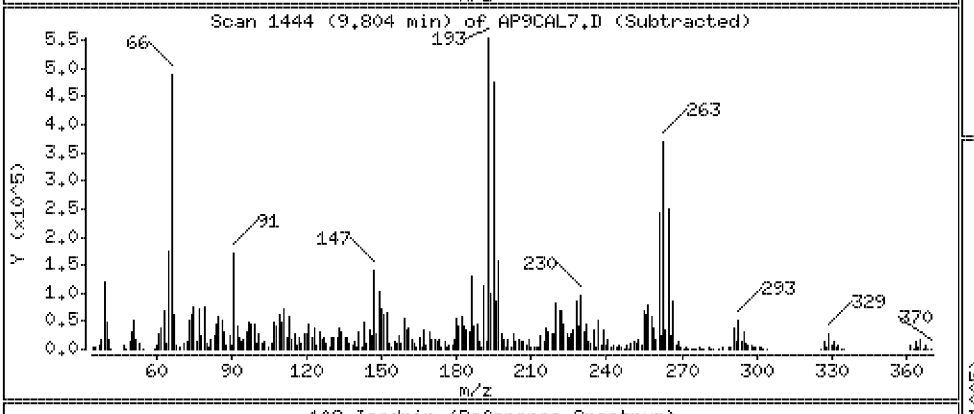

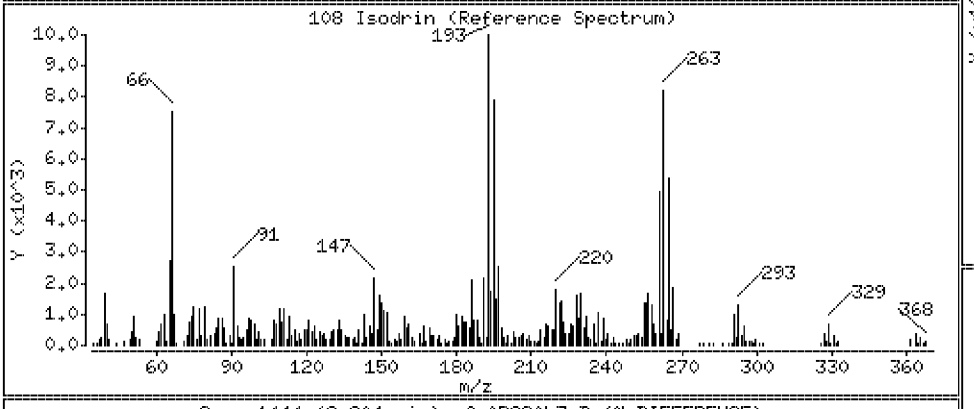

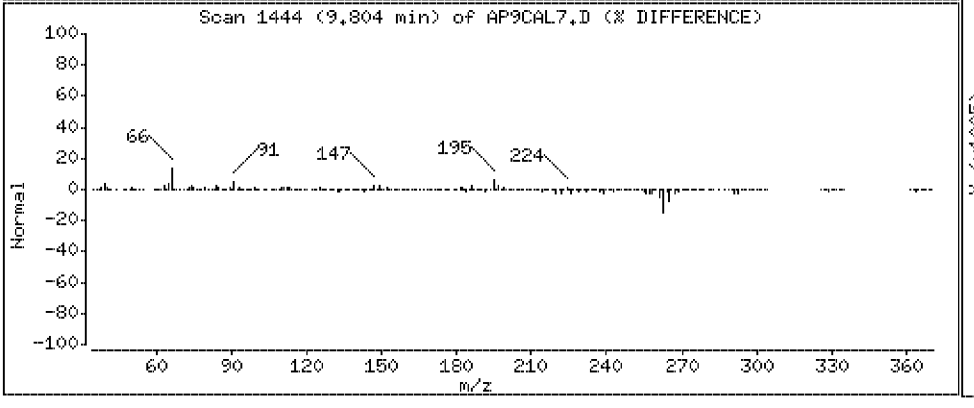

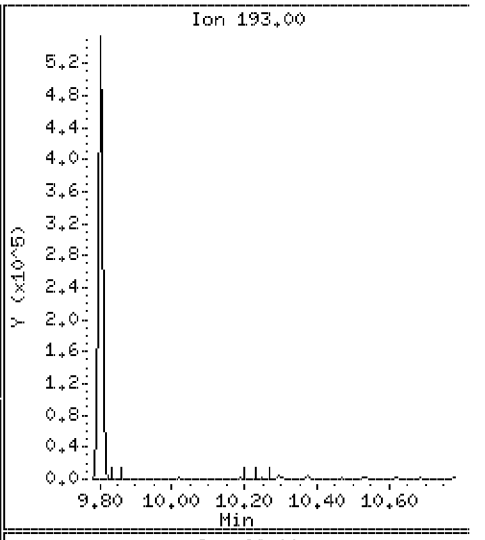

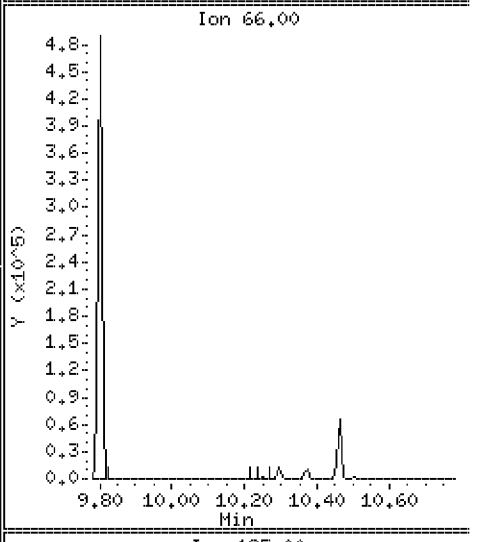

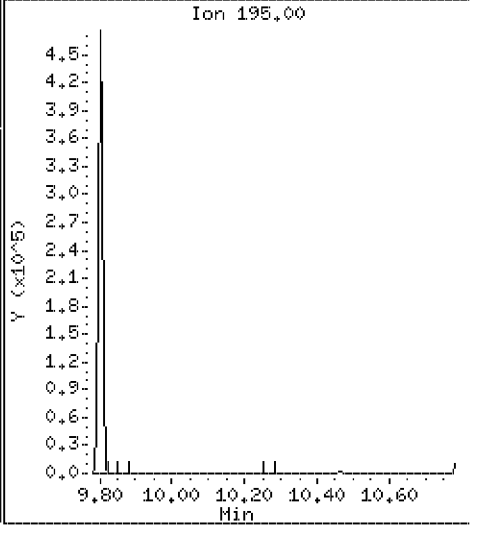

Data File: \\Svecd04\DD\chem\smsd03.i\S3042312.b\AP9CAL7.D

Date : 23-APR-2012 17:06

Client ID: AP9CAL7 Instrument: smsd03.i

Sample Info: 45955

Purge Volume: 1000.0 Operator: PEL

Column phase: HPMS-5 Column diameter: 0.25

113 Aramite Concentration: 107 ug/l

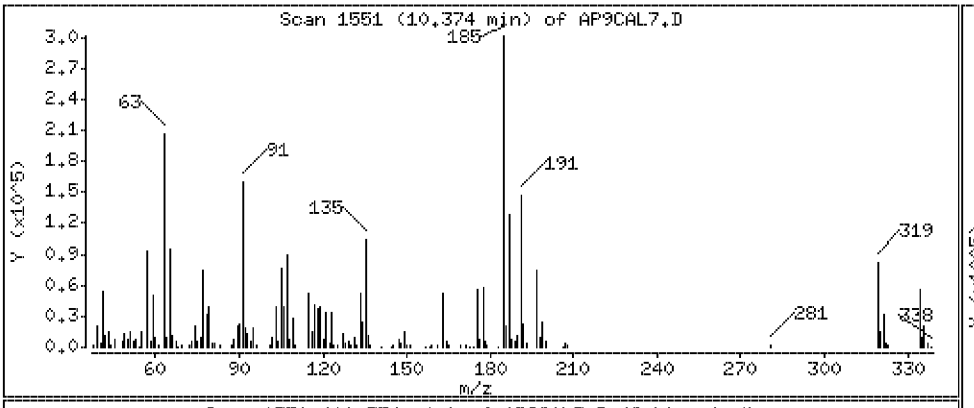

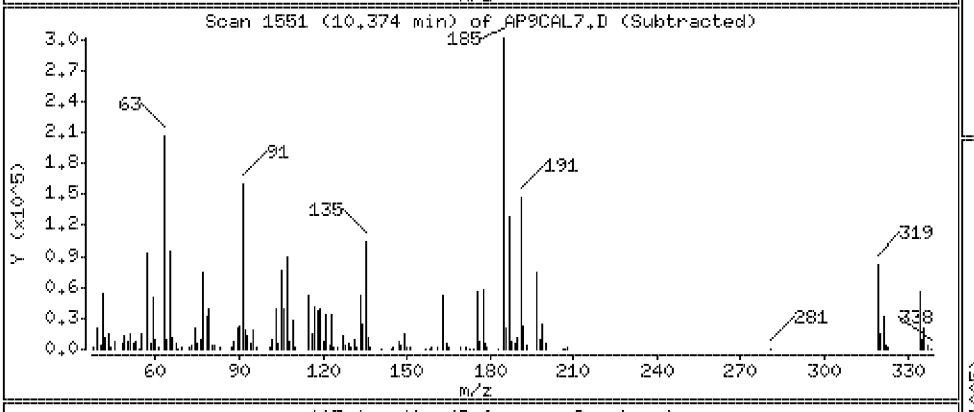

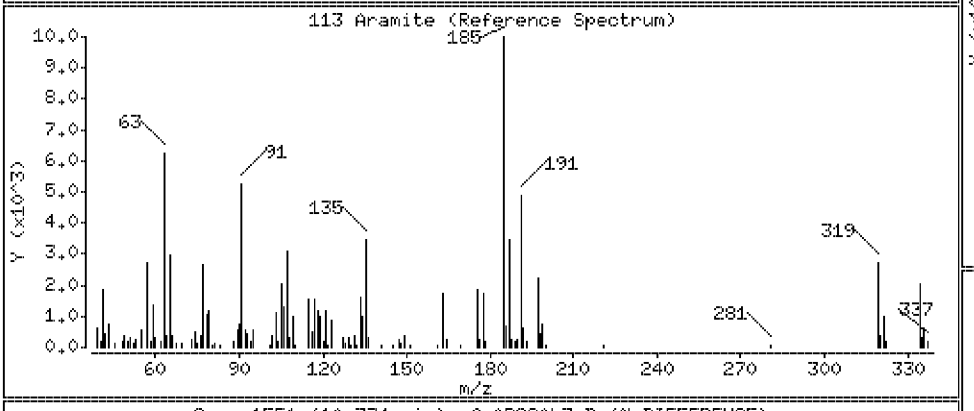

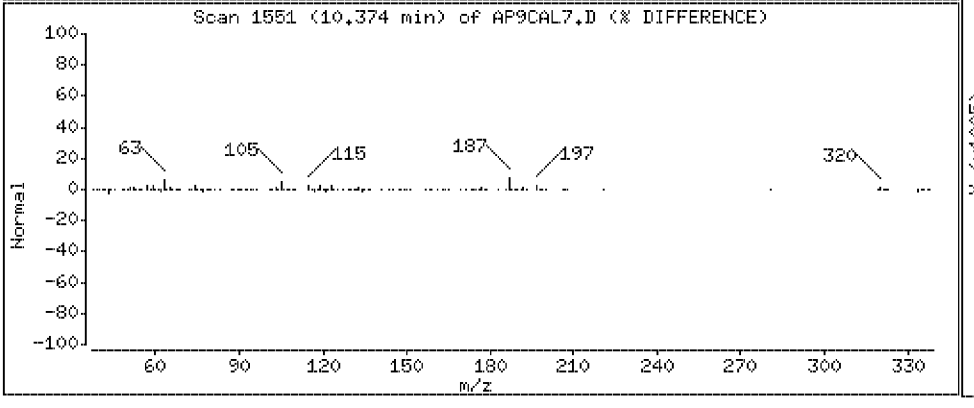

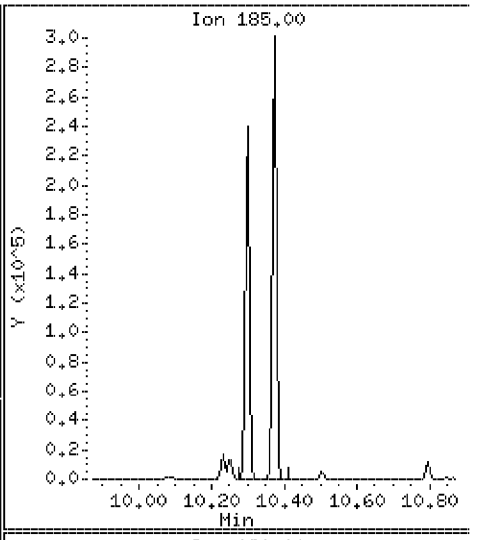

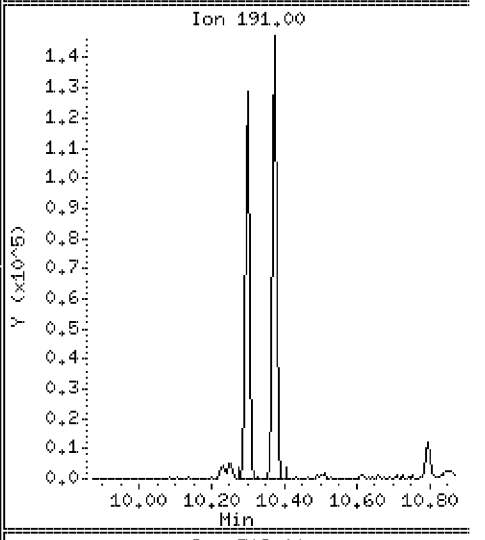

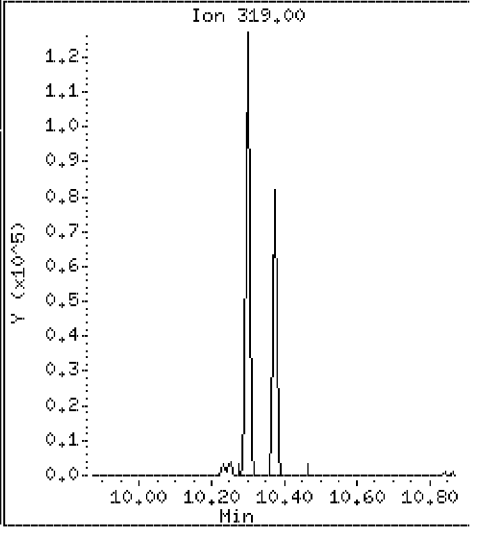

Data File: \\Svecd04\DD\chem\smsd03.i\S3042312.b\AP9CAL7.D

Date : 23-APR-2012 17:06

Client ID: AP9CAL7 Instrument: smsd03.i

Sample Info: 45955

Purge Volume: 1000.0 Operator: PEL

Column phase: HPMS-5 Column diameter: 0.25

114 p-Dimethylamino azobenzene Concentration: 114 ug/l

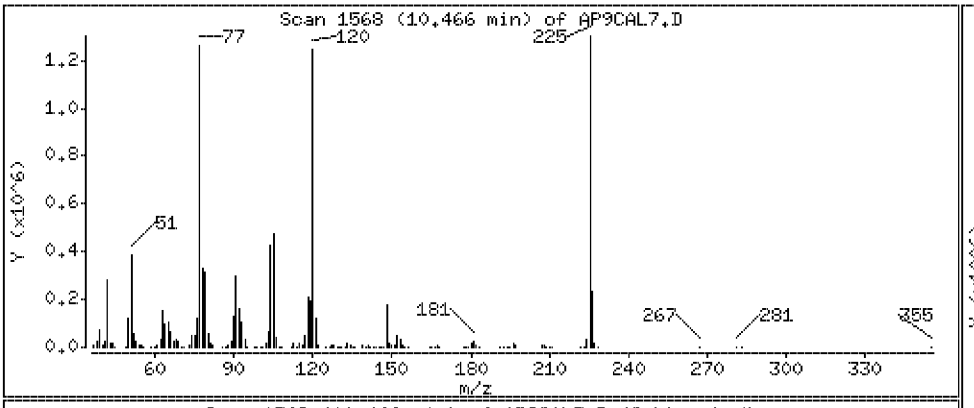

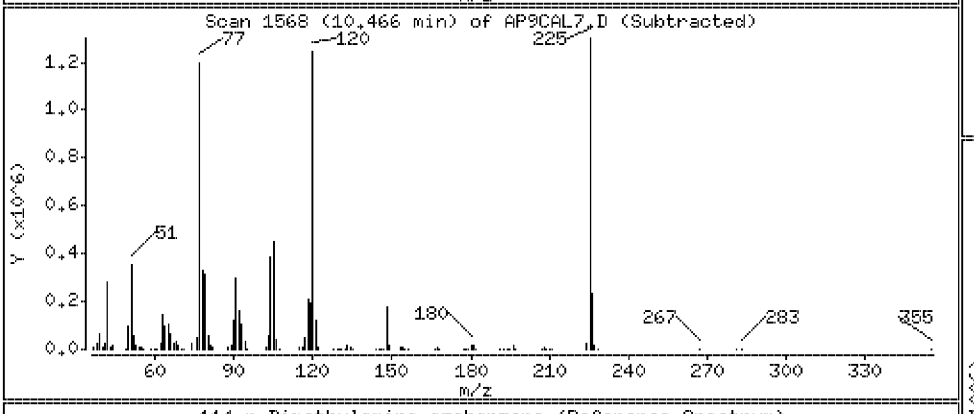

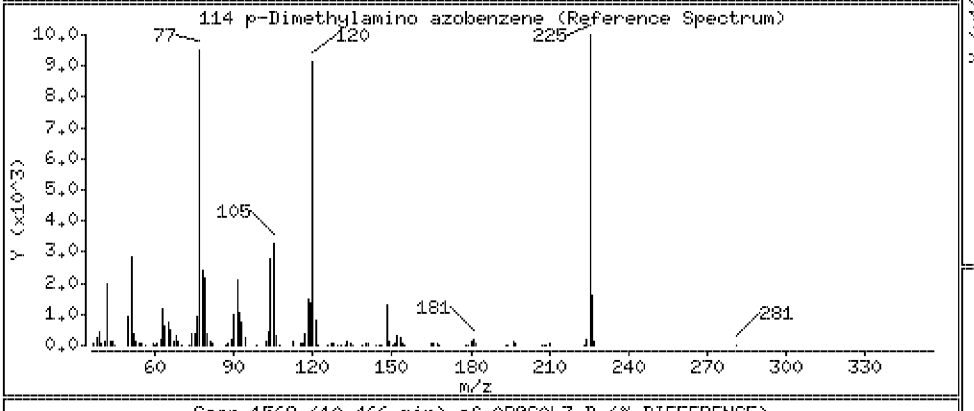

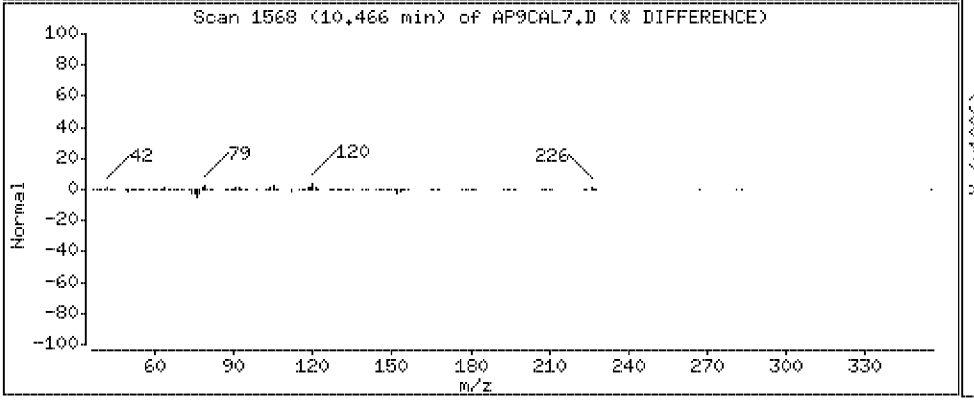

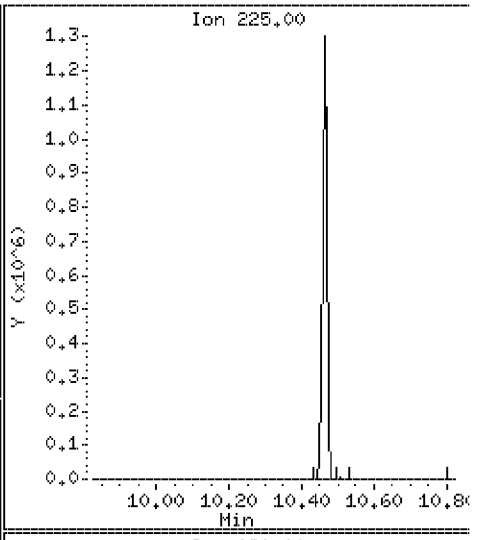

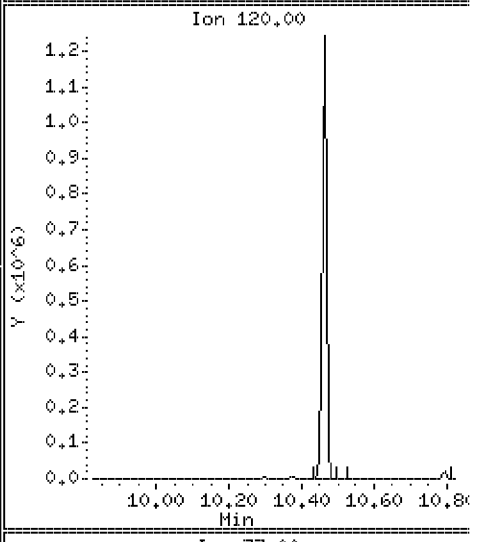

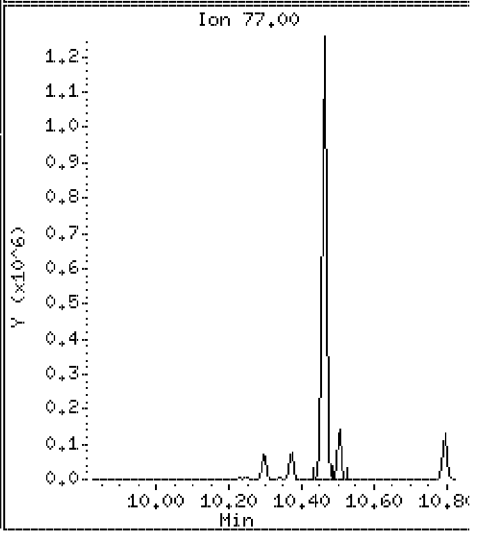

Data File: \\Svecd04\DD\chem\smsd03.i\S3042312.b\AP9CAL7.D

Date : 23-APR-2012 17:06

Client ID: AP9CAL7 Instrument: smsd03.i

Sample Info: 45955

Purge Volume: 1000.0 Operator: PEL

Column phase: HPMS-5 Column diameter: 0.25

115 Chlorobenzilate Concentration: 114 ug/l

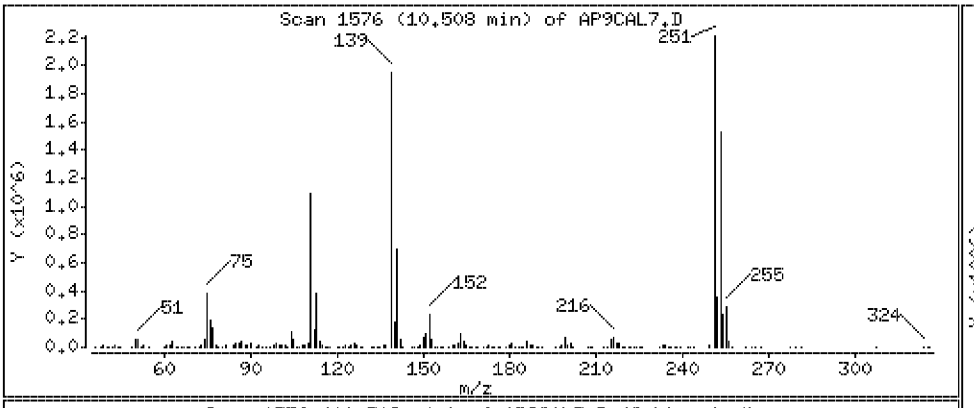

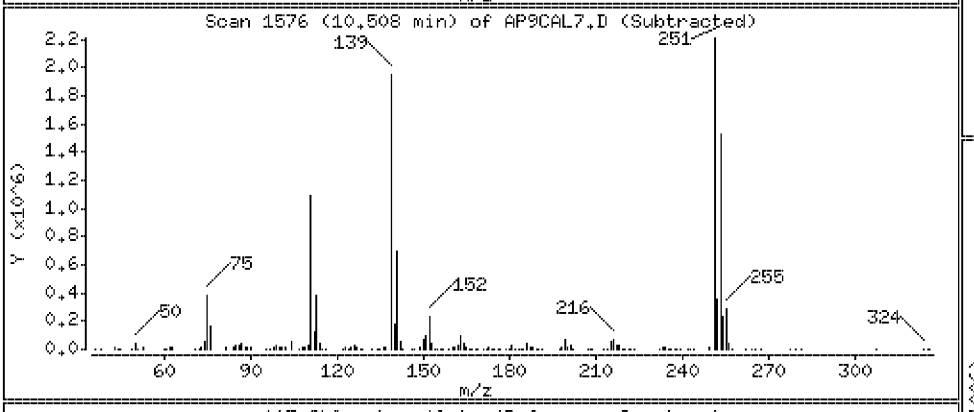

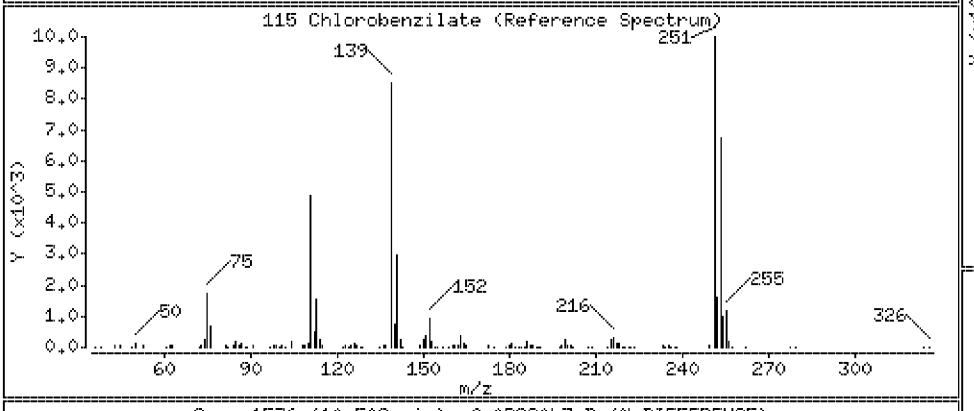

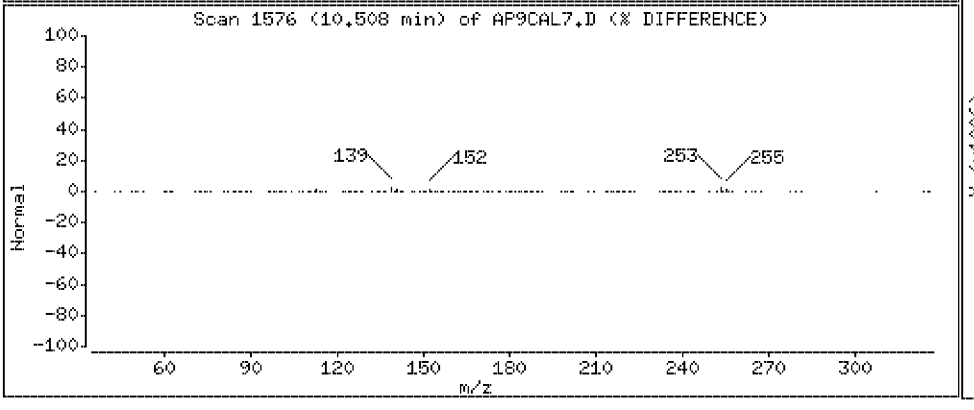

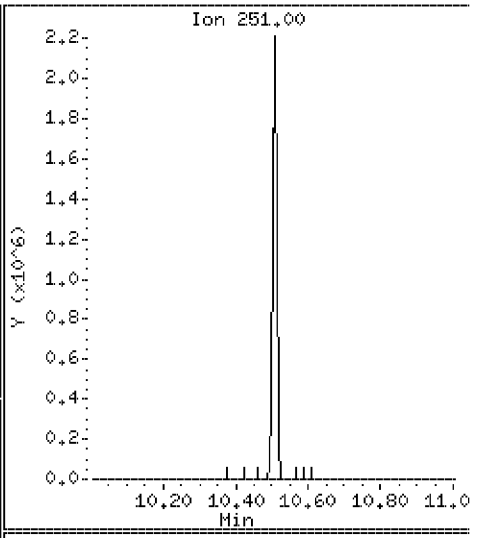

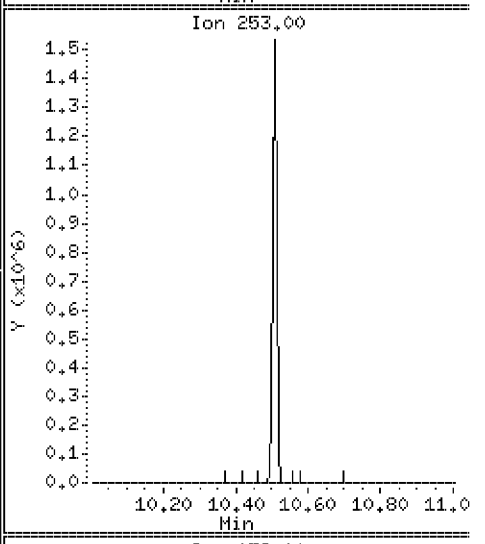

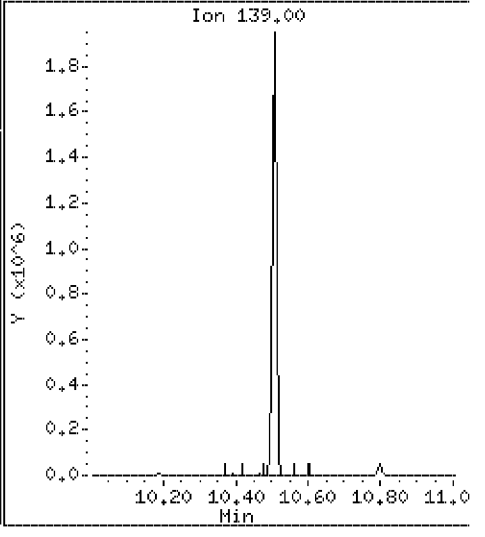

Data File: \\Svecd04\DD\chem\smsd03.i\S3042312.b\AP9CAL7.D

Date : 23-APR-2012 17:06

Client ID: AP9CAL7 Instrument: smsd03.i

Sample Info: 45955

Purge Volume: 1000.0 Operator: PEL

Column phase: HPMS-5 Column diameter: 0.25

116 Kepone Concentration: 98.0 ug/l

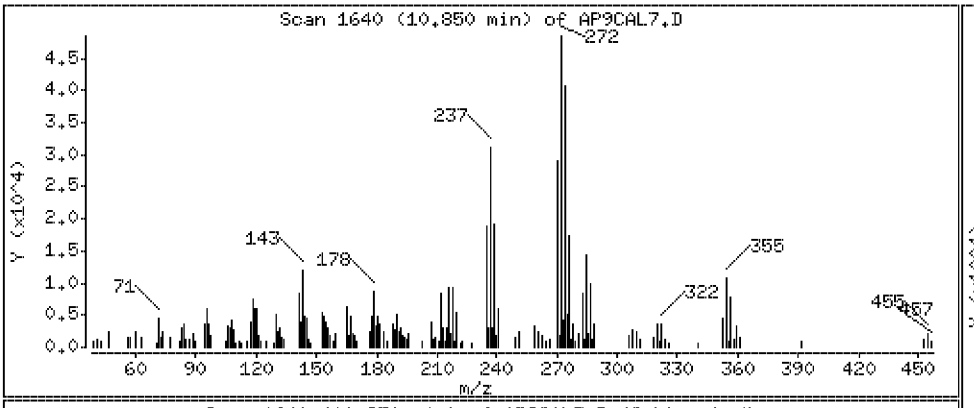

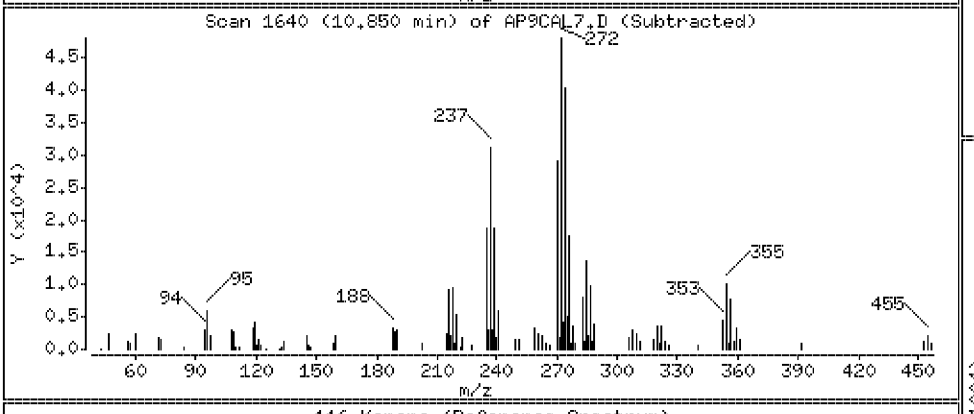

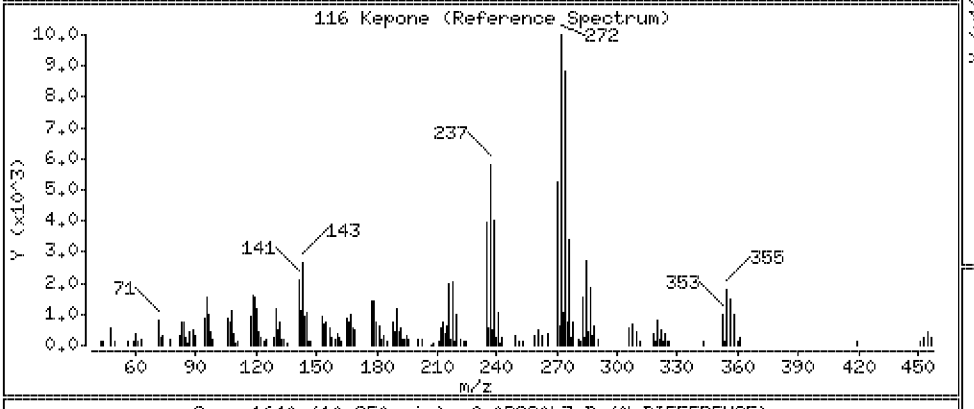

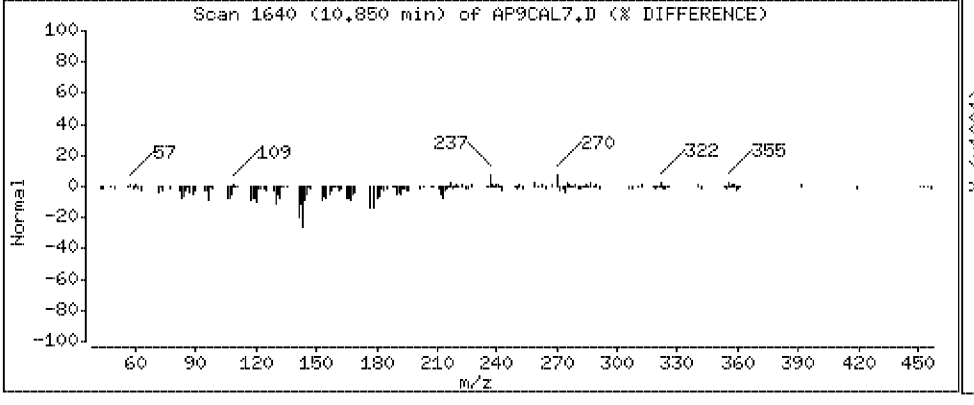

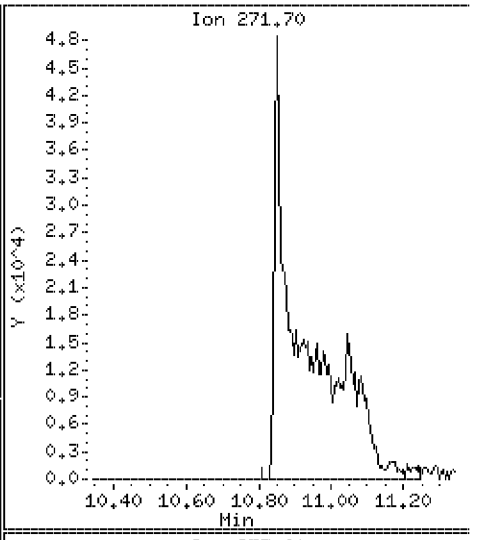

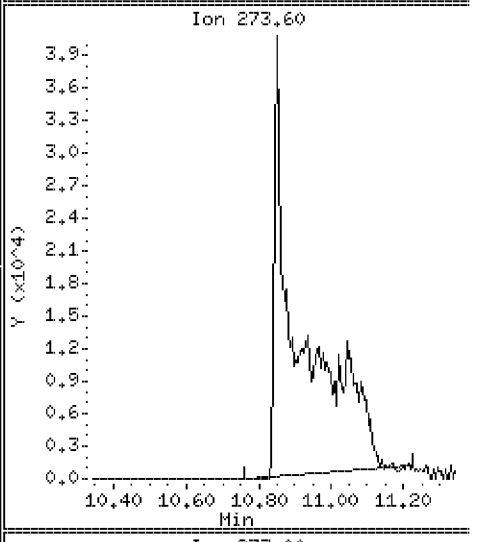

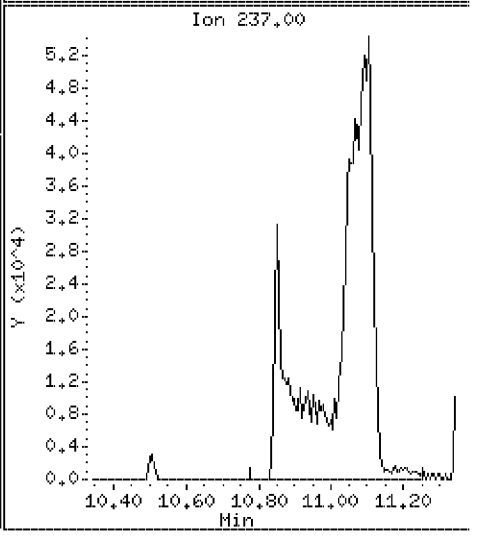

Data File: \\Svecd04\DD\chem\smsd03.i\S3042312.b\AP9CAL7.D

Date : 23-APR-2012 17:06

Client ID: AP9CAL7 Instrument: smsd03.i

Sample Info: 45955

Purge Volume: 1000.0 Operator: PEL

Column phase: HPMS-5 Column diameter: 0.25

117 3,3-Dimethylbenzidine Concentration: 95.0 ug/l

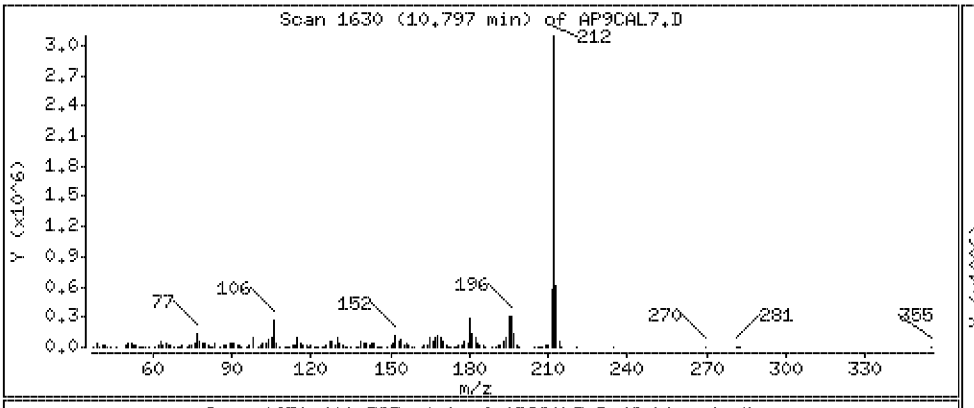

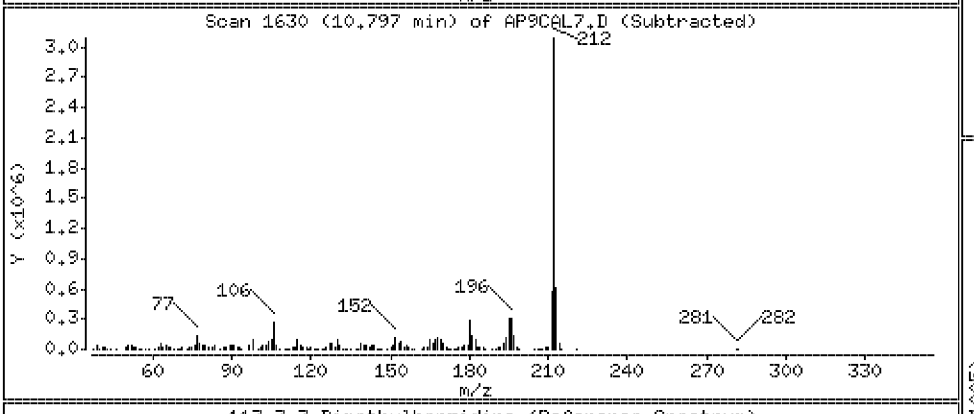

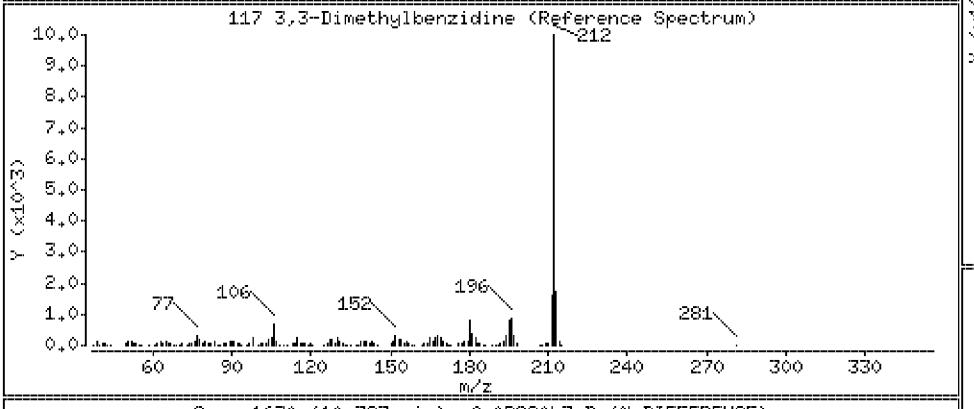

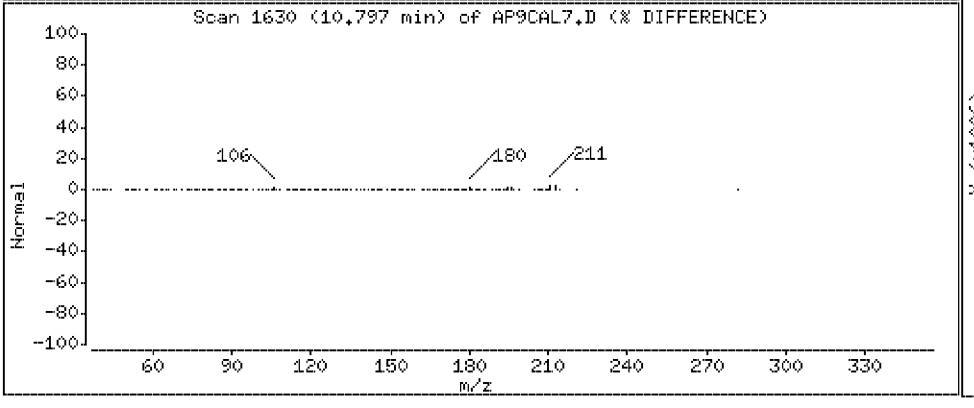

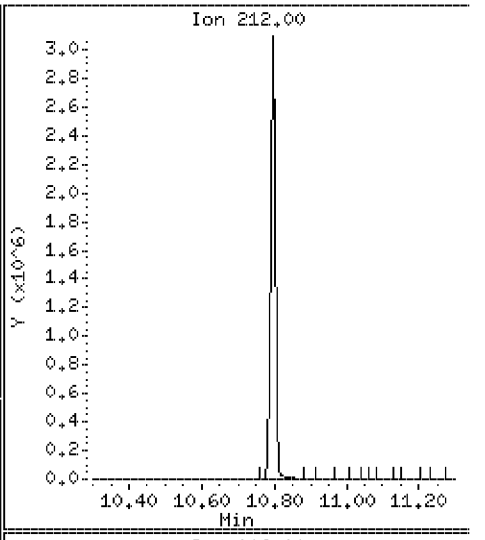

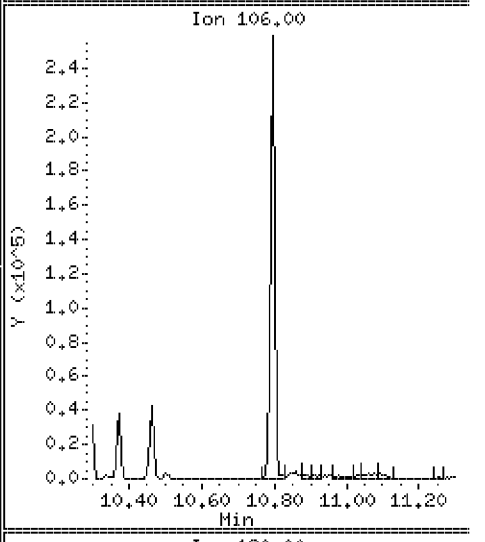

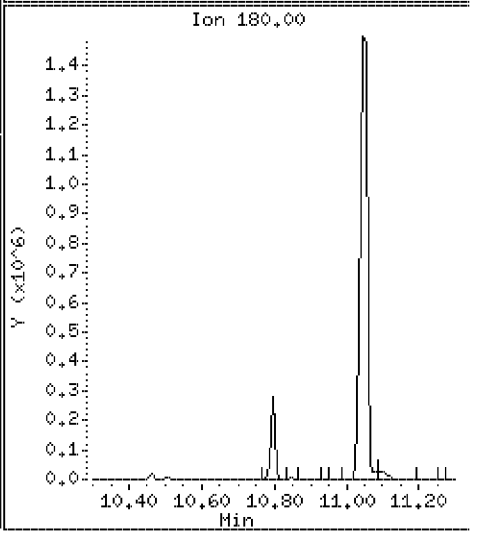

Data File: \\Svecd04\DD\chem\smsd03.i\S3042312.b\AP9CAL7.D

Date : 23-APR-2012 17:06

Client ID: AP9CAL7

Instrument: smsd03.i

Sample Info: 45955

Purge Volume: 1000.0

Operator: PEL

Column phase: HPMS-5

Column diameter: 0.25

119 2-Acetylaminofluorene

Concentration: 119 ug/l

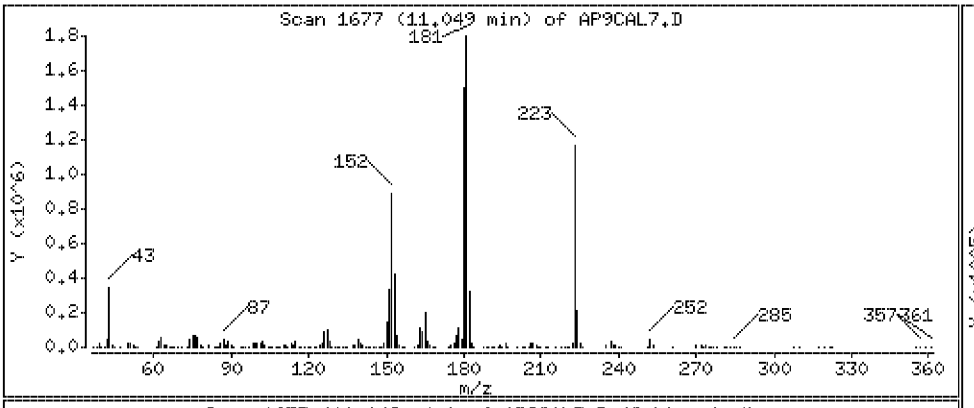

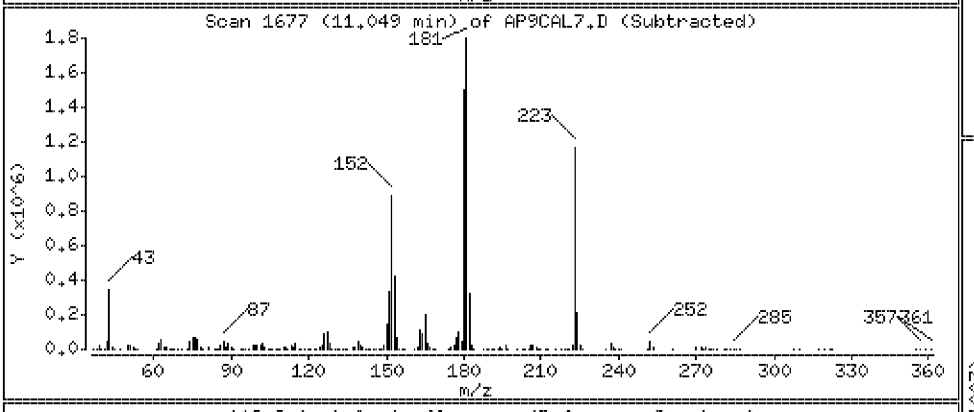

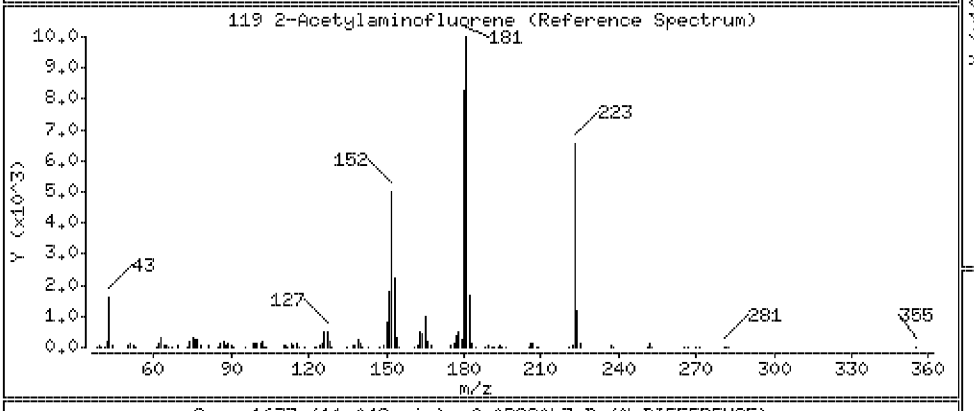

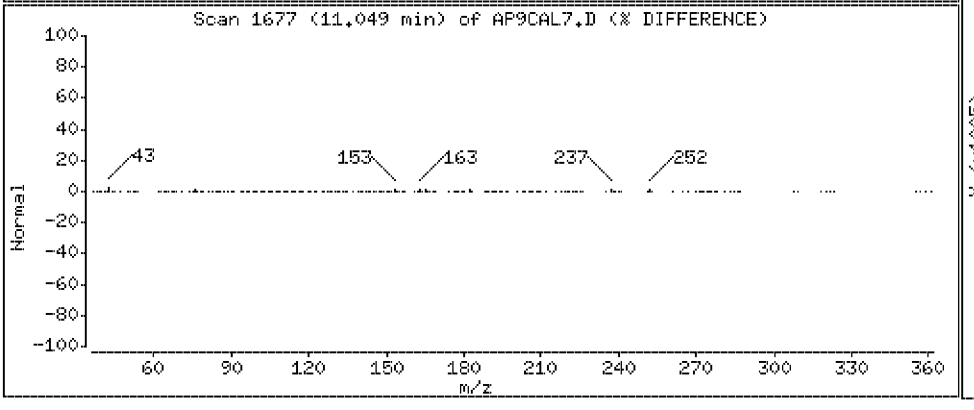

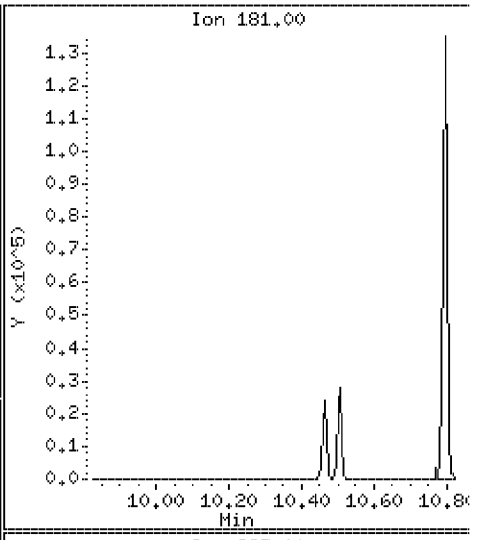

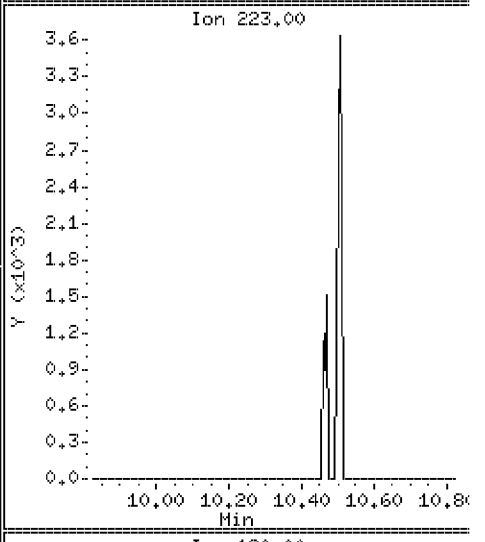

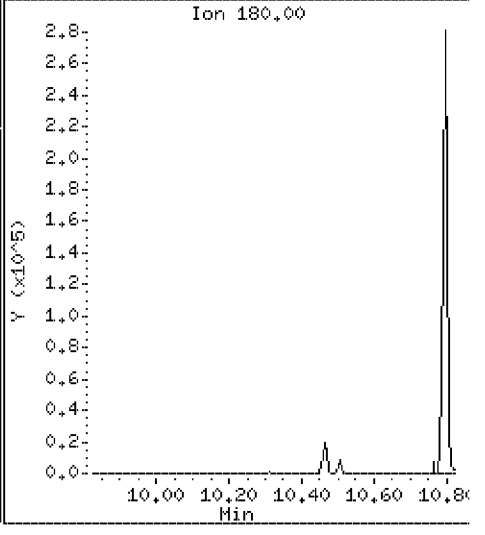

Data File: \\Svecd04\DD\chem\smsd03.i\S3042312.b\AP9CAL7.D

Date : 23-APR-2012 17:06

Client ID: AP9CAL7 | Instrument: smsd03.i

Sample Info: 45955

Purge Volume: 1000.0 | Operator: PEL

Column phase: HPMS-5 | Column diameter: 0.25

126 7,12-Dimethylbenz(a)anthracen | Concentration: 115 ug/l

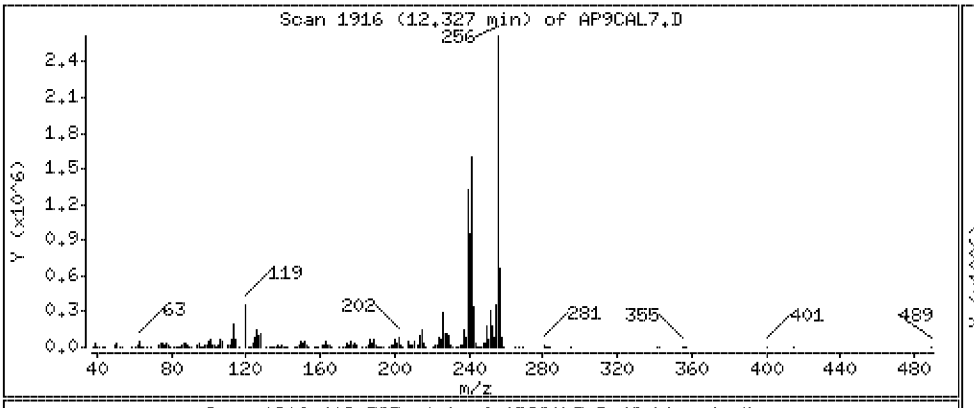

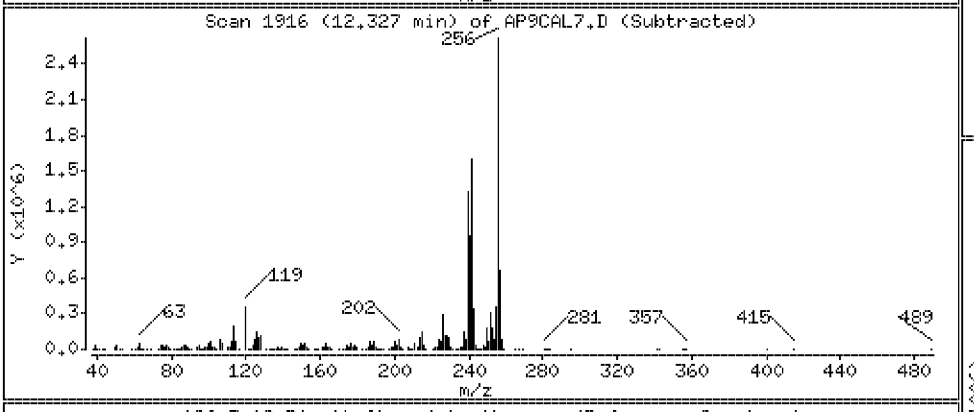

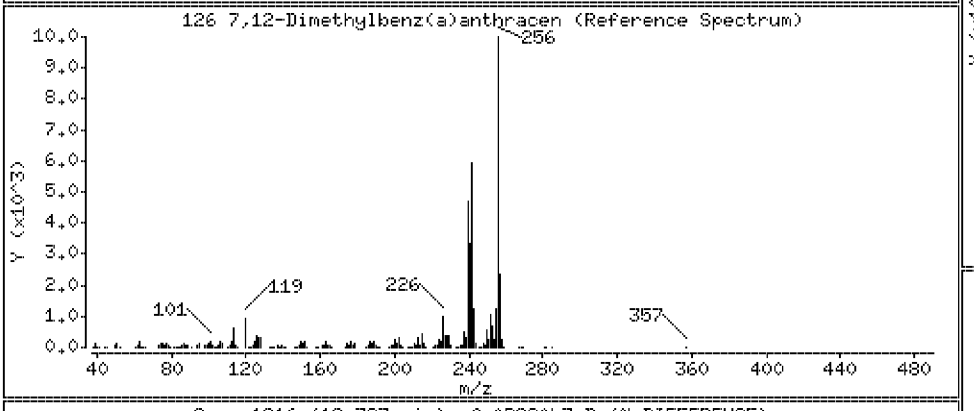

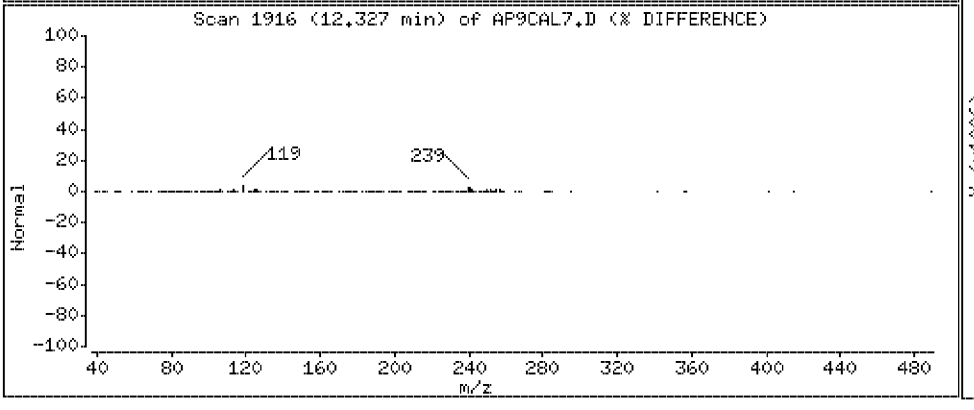

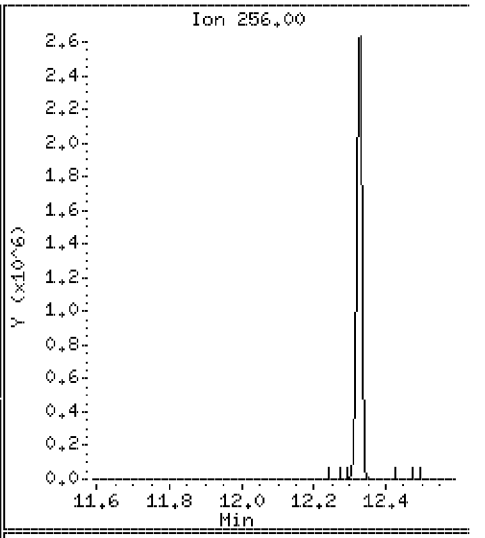

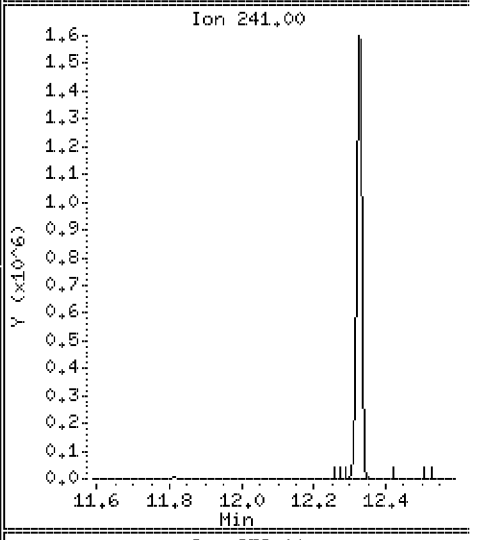

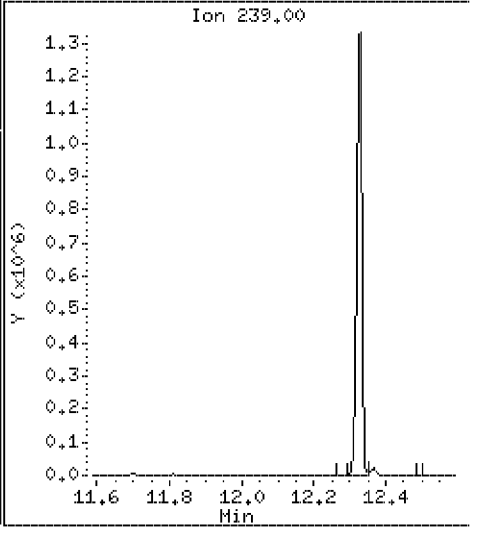

Data File: \\Svecd04\DD\chem\smsd03.i\S3042312.b\AP9CAL7.D

Date : 23-APR-2012 17:06

Client ID: AP9CAL7

Instrument: smsd03.i

Sample Info: 45955

Purge Volume: 1000.0

Operator: PEL

Column phase: HPMS-5

Column diameter: 0.25

131 3-Methylcholanthrene

Concentration: 113 ug/l

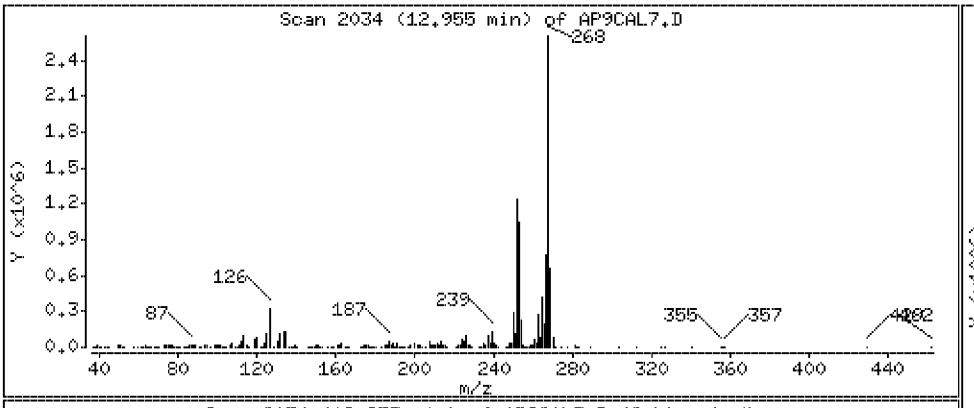

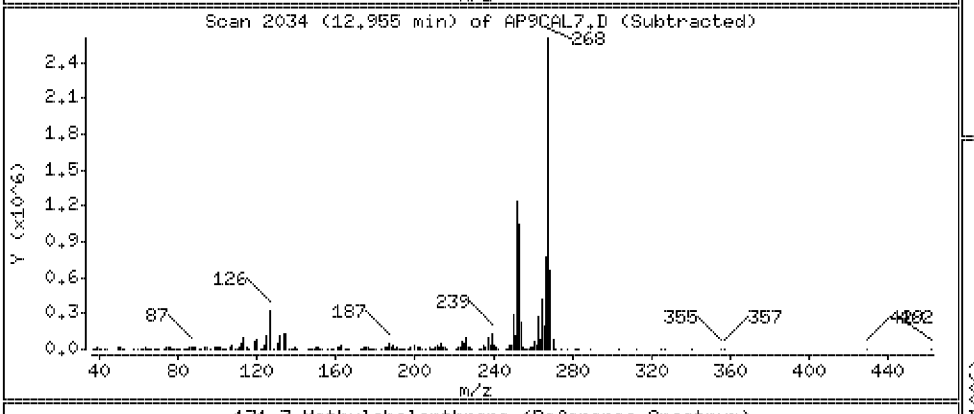

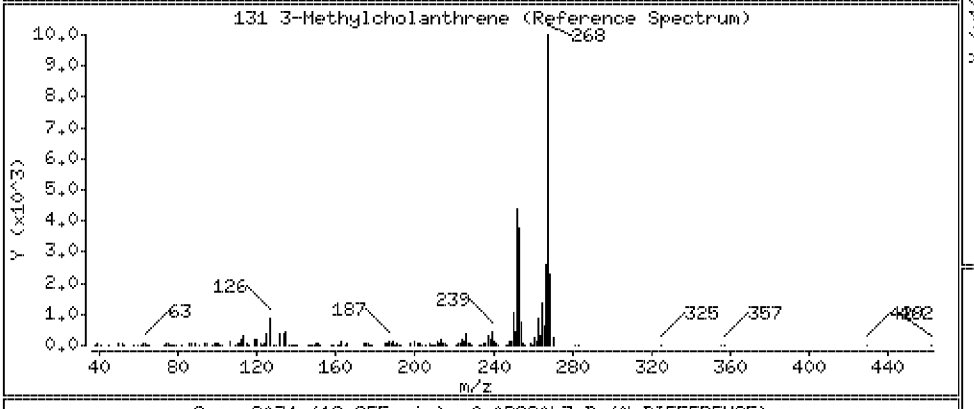

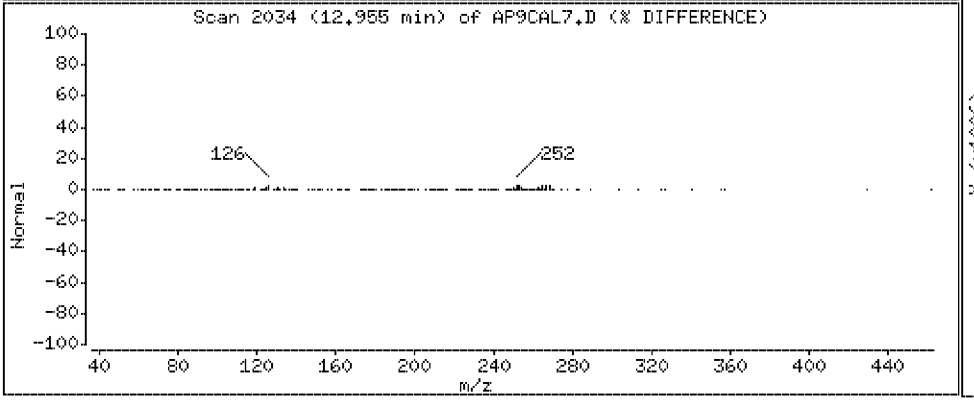

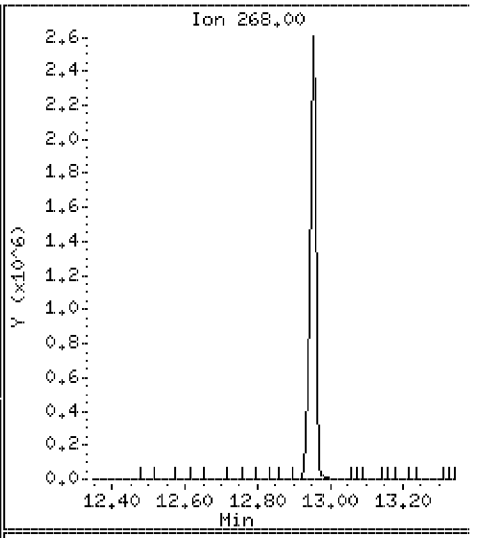

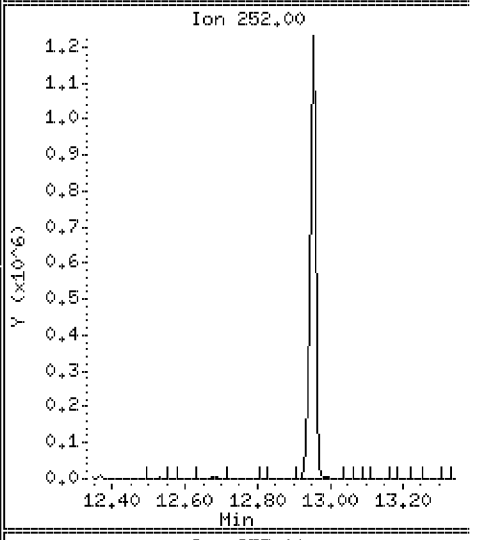

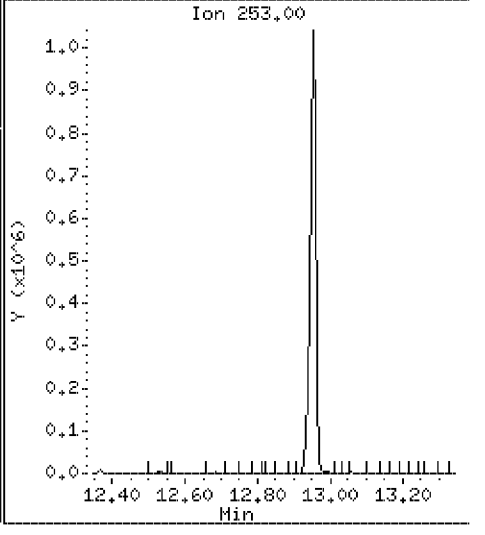

Data File: \\Svecd04\DD\chem\smsd03.i\S3042312.b\AP9CAL7.D

Date : 23-APR-2012 17:06

Client ID: AP9CAL7 Instrument: smsd03.i

Sample Info: 45955

Purge Volume: 1000.0 Operator: PEL

Column phase: HPMS-5 Column diameter: 0.25

132 Dibenz(a,j)acridine Concentration: 103 ug/l

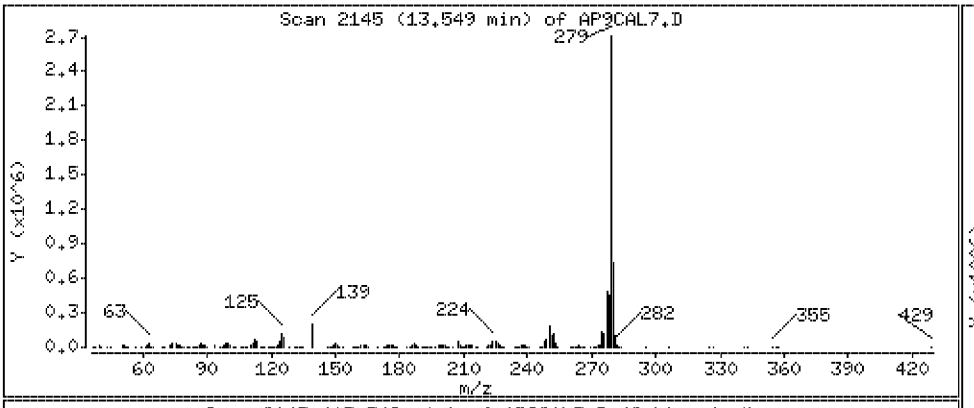

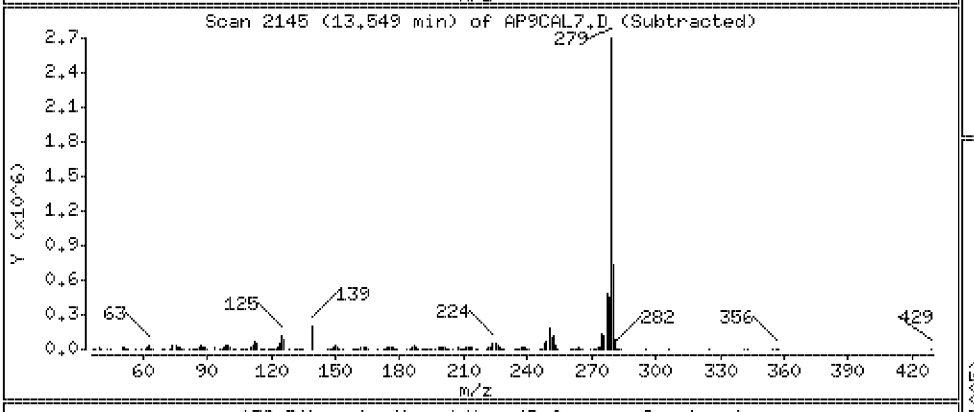

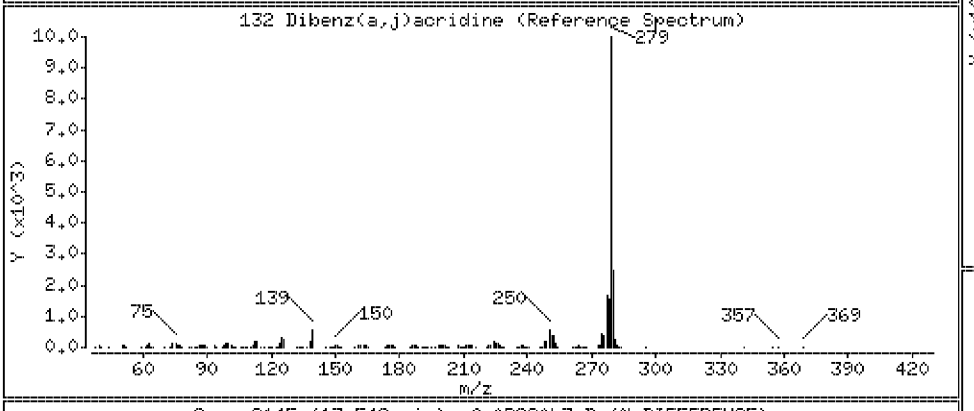

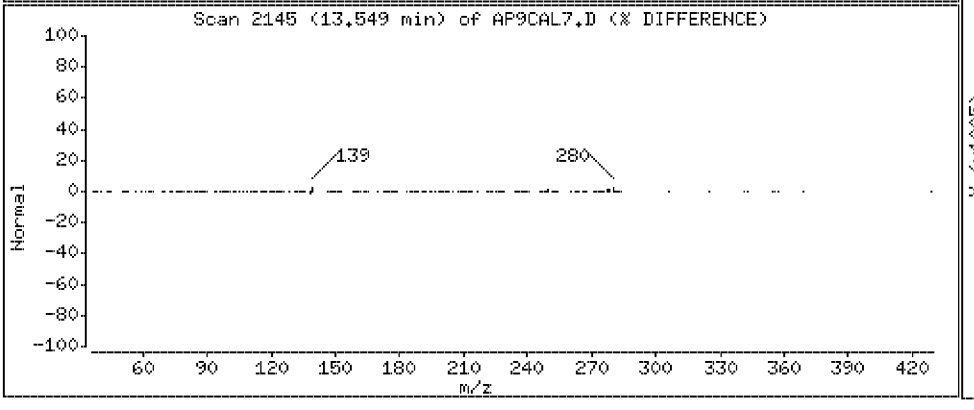

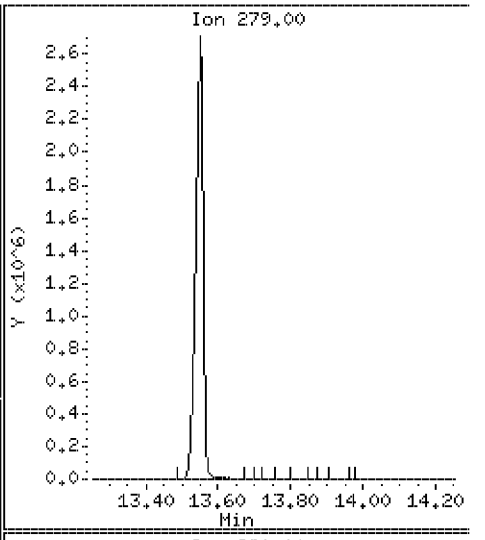

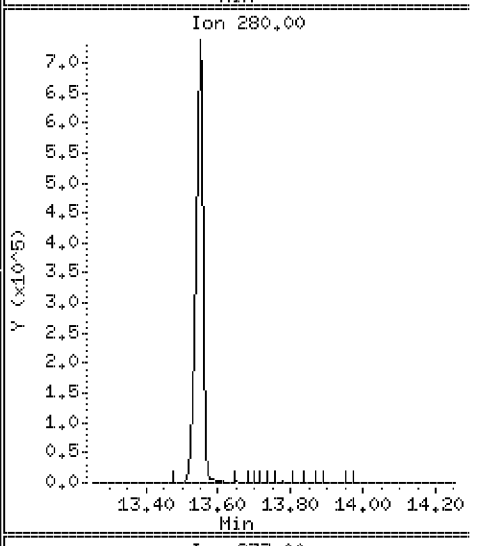

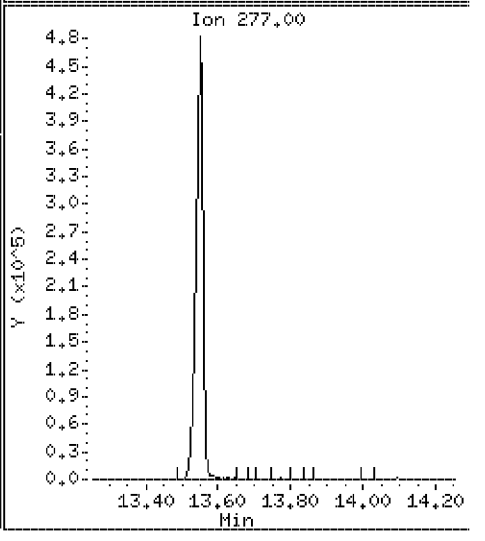

PEL Laboratories, Inc.

Data file : \\Svecd04\DD\chem\smsd03.i\S3042312.b\AP9CAL6.D
Lab Smp Id: 45956 Client Smp ID: AP9CAL6
Inj Date : 23-APR-2012 17:30 MS Autotune Date: 12-SEP-2011 18:58
Operator : PEL Inst ID: smsd03.i
Smp Info : 45956
Misc Info :
Comment :
Method : \\Svecd04\DD\chem\smsd03.i\S3042312.b\8270bcs.m
Meth Date : 25-Apr-2012 09:57 mjacobs Quant Type: ISTD
Cal Date : 23-APR-2012 17:30 Cal File: AP9CAL6.D
Als bottle: 19 Calibration Sample, Level: 6
Dil Factor: 1.00000
Integrator: HP Genie Compound Sublist: ap9cal.sub
Target Version: 4.14 Sample Matrix: WATER

Concentration Formula: Amt * DF * (1/(Vo/1000))*Vf * CpndVariable

Name	Value	Description
DF	1.000	Dilution Factor
Vo	1000.000	Volume of sample extracted (mL)
Vf	1.000	Final Volume
Cpnd Variable		Local Compound Variable

RT	EXP RT	REL RT	MASS	RESPONSE	AMOUNTS CAL-AMT (ug/ml)	AMOUNTS ON-COL (ug/ml)	TARGET RANGE	RATIO
3 2- Picoline						CAS #: 109-06-8		
2.928	3.382	(0.658)	93	853617	75.0000	78.1	70.00- 130.00	100.00
2.927	3.382	(0.658)	66	427971			46.98- 106.98	50.14
2.928	3.382	(0.658)	92	215094			941.44-1001.44	25.20
4 N-Nitrosomethylethylamine						CAS #: 10595-95-6		
3.007	3.005	(0.676)	88	361010	75.0000	77.5	80.00- 120.00	100.00
3.007	3.005	(0.676)	43	172631			16.66- 76.66	47.82
3.006	3.005	(0.676)	42	350856			75.28- 135.28	97.19
5 Methyl Methanesulfonate						CAS #: 66-27-3		
3.242	3.383	(0.729)	80	572990	75.0000	74.4	70.00- 130.00	100.00
3.241	3.383	(0.729)	79	342361			41.30- 101.30	59.75
3.242	3.383	(0.729)	65	160447			390.98- 450.98	28.00
7 N-Nitrosodiethylamine						CAS #: 55-18-5		
3.553	3.383	(0.799)	102	365707	75.0000	79.2	70.00- 130.00	100.00
3.552	3.383	(0.799)	42	247864			4947.35-5007.35	67.78
3.553	3.383	(0.799)	57	153834			172953.97-173013.97	42.06
8 Ethyl Methanesulfonate						CAS #: 62-50-0		
3.791	4.446	(0.853)	79	618243	75.0000	77.3	70.00- 130.00	100.00

RT	EXP RT	REL RT	MASS	RESPONSE	AMOUNTS CAL-AMT (ug/ml)	AMOUNTS ON-COL (ug/ml)	TARGET RANGE	RATIO
8 Ethyl Methanesulfonate (continued)								
3.791	4.446	(0.853)	109	321095			103.08- 163.08	51.94
3.791	4.446	(0.853)	97	114776			71.09- 131.09	18.56
12 Pentachloroethane						CAS #: 76-01-7		
4.208	4.207	(0.946)	167	357642	75.0000	78.4	80.00- 120.00	100.00
4.207	4.207	(0.946)	117	254013			42.54- 102.54	71.02
4.208	4.207	(0.946)	130	156307			11.81- 71.81	43.70
* 18 1,4-Dichlorobenzene-d4						CAS #: 3855-82-1		
4.447	4.448	(1.000)	152	298462	40.0000		80.00- 120.00	100.00
4.446	4.448	(1.000)	115	187559			32.20- 92.20	62.84
4.447	4.448	(1.000)	150	453528			139.77- 199.77	151.96
24 N-Nitrosopyrrolidine						CAS #: 930-55-2		
4.793	4.944	(1.078)	100	397160	75.0000	81.6	70.00- 130.00	100.00
4.792	4.944	(1.078)	41	260938			349.38- 409.38	65.70
4.792	4.944	(1.078)	42	230668			7836.39-7896.39	58.08
25 Acetophenone						CAS #: 98-86-2		
4.803	4.807	(0.856)	105	1116279	75.0000	79.7	70.00- 130.00	100.00
4.803	4.807	(0.856)	77	1108339			4410.01-4470.01	99.29
4.802	4.807	(0.856)	51	292765			1262.06-1322.06	26.23
27 N-Nitrosomorpholine						CAS #: 59-89-2		
4.822	4.446	(1.084)	56	387282	75.0000	77.7	70.00- 130.00	100.00
4.823	4.446	(1.084)	116	143494			116.25- 176.25	37.05
4.822	4.446	(1.084)	86	272657			171.65- 231.65	70.40
29 o-Toluidine						CAS #: 95-53-4		
4.839	4.814	(1.088)	106	1245188	75.0000	78.4	70.00- 130.00	100.00
4.839	4.814	(1.088)	77	302168			36058.41-36118.41	24.27
4.839	4.814	(1.088)	107	937917			76505.71-76565.71	75.32
33 N-Nitrosopiperidine						CAS #: 100-75-4		
5.098	4.798	(0.909)	114	339363	75.0000	79.7	70.00- 130.00	100.00
5.097	4.798	(0.909)	42	388210			3934.42-3994.42	114.39
5.097	4.798	(0.909)	55	198687			491.51- 551.51	58.55
37 o,o,o-Triethylphosphorothioate						CAS #: 126-68-1		
5.339	5.338	(1.201)	198	576170	75.0000	80.3	80.00- 120.00	100.00
5.338	5.338	(1.200)	97	382053			34.93- 94.93	66.31
5.338	5.338	(1.200)	65	303332			24.79- 84.79	52.65
39 a,a-Dimethylphenethylamine						CAS #: 122-09-8		
5.442	5.370	(0.970)	58	1192662	75.0000	79.9	70.00- 130.00	100.00(M)
5.443	5.370	(0.971)	91	364994			64.34- 124.34	30.60
5.443	5.370	(0.971)	65	218047			12409.05-12469.05	18.28
* 43 Naphthalene-d8						CAS #: 1146-65-2		
5.608	5.610	(1.000)	136	979519	40.0000		80.00- 120.00	100.00
5.608	5.610	(1.000)	68	54365			0.00- 35.51	5.55

RT	EXP RT	REL RT	MASS	RESPONSE	AMOUNTS CAL-AMT (ug/ml)	AMOUNTS ON-COL (ug/ml)	TARGET RANGE	RATIO
46 2,6-Dichlorophenol						CAS #: 87-65-0		
5.694	5.691	(1.015)	162	664341	75.0000	81.0	70.00- 130.00	100.00
5.693	5.691	(1.015)	63	498230			8424.37-8484.37	75.00
5.694	5.691	(1.015)	98	183058			164.07- 224.07	27.55
47 Hexachloropropene						CAS #: 1888-71-7		
5.714	5.712	(1.019)	213	874739	75.0000	80.2	80.00- 120.00	100.00
5.714	5.712	(1.019)	215	562495			34.61- 94.61	64.30
5.712	5.712	(1.019)	117	177240			0.00- 50.39	20.26
49 N-Nitrosodi-n-butylamine						CAS #: 924-16-3		
5.995	6.287	(1.069)	84	658793	75.0000	83.5	70.00- 130.00	100.00
5.995	6.287	(1.069)	57	377280			1288.18-1348.18	57.27
5.995	6.287	(1.069)	41	324251			66.46- 126.46	49.22
52 Isosafrole						CAS #: 120-58-1		
6.202	6.619	(1.106)	162	660423	75.0000	83.2	70.00- 130.00	100.00
6.201	6.619	(1.106)	104	477036			0.00- 46.22	72.23
6.201	6.619	(1.106)	131	312667			37.69- 97.69	47.34
56 1,2,4,5-Tetrachlorobenzene						CAS #: 95-94-3		
6.453	6.452	(0.884)	216	1018883	75.0000	80.7	80.00- 120.00	100.00
6.453	6.452	(0.884)	214	806123			48.19- 108.19	79.12
6.452	6.452	(0.883)	108	186089			0.00- 47.81	18.26
60 Safrole						CAS #: 94-59-7		
6.704	6.619	(1.195)	162	603858	75.0000	81.0	70.00- 130.00	100.00
6.703	6.619	(1.195)	104	380845			0.00- 46.22	63.07
6.703	6.619	(1.195)	77	245453			0.00- 57.00	40.65
64 1,4-Naphthoquinone						CAS #: 130-15-4		
6.933	6.642	(0.949)	158	575015	75.0000	80.7	70.00- 130.00	100.00
6.933	6.642	(0.949)	102	503947			523.56- 583.56	87.64
6.933	6.642	(0.949)	130	265442			0.00- 46.52	46.16
66 1,3-Dinitrobenzene						CAS #: 99-65-0		
7.071	7.368	(0.968)	168	273345	75.0000	81.1	70.00- 130.00	100.00
7.070	7.368	(0.968)	75	351777			98.40- 158.40	128.69
7.069	7.368	(0.968)	50	191267			177.84- 237.84	69.97
* 70 Acenaphthene-d10						CAS #: 15067-26-2		
7.304	7.305	(1.000)	164	666011	40.0000		80.00- 120.00	100.00
7.304	7.305	(1.000)	162	642348			64.73- 124.73	96.45
7.304	7.305	(1.000)	160	301315			12.46- 72.46	45.24
73 Pentachlorobenzene						CAS #: 608-93-5		
7.469	7.467	(1.023)	250	985562	75.0000	80.1	80.00- 120.00	100.00
7.469	7.467	(1.023)	252	641895			34.92- 94.92	65.13
7.467	7.467	(1.022)	108	273462			0.00- 56.94	27.75
77 1-Naphthylamine						CAS #: 134-32-7		
7.583	7.837	(1.038)	143	923187	75.0000	79.3	70.00- 130.00	100.00
7.583	7.837	(1.038)	115	510569			7143.21-7203.21	55.31

RT	EXP RT	REL RT	MASS	RESPONSE	AMOUNTS CAL-AMT (ug/ml)	AMOUNTS ON-COL (ug/ml)	TARGET RANGE	RATIO
77 1-Naphthylamine (continued)								
7.583	7.837	(1.038)	89	110951			2068.79-2128.79	12.02
78 2,3,4,6-Tetrachlorophenol						CAS #: 58-90-2		
7.637	7.634	(1.046)	232	543945	75.0000	80.5	70.00- 130.00	100.00
7.636	7.634	(1.045)	168	147707			42.05- 102.05	27.15
7.636	7.634	(1.045)	131	231348			9.10- 69.10	42.53
79 2-Naphthylamine						CAS #: 91-59-8		
7.663	7.837	(1.049)	143	1209254	75.0000	79.2	70.00- 130.00	100.00
7.663	7.837	(1.049)	115	682985			7143.21-7203.21	56.48
7.663	7.837	(1.049)	116	278588			667.96- 727.96	23.04
83 5-Nitro-ortho-toluidine						CAS #: 99-55-8		
7.860	7.896	(1.076)	152	481606	75.0000	81.2	70.00- 130.00	100.00
7.860	7.896	(1.076)	106	352342			505.60- 565.60	73.16
7.859	7.896	(1.076)	77	603438			735.48- 795.48	125.30
90 1,3,5-Trinitrobenzene						CAS #: 99-35-4		
8.221	8.152	(1.126)	75	1232499	75.0000	73.8	70.00- 130.00	100.00
8.221	8.152	(1.126)	74	776103			50.14- 110.14	62.97
8.223	8.152	(1.126)	213	467629			40.88- 100.88	37.94
89 Diallate						CAS #: 2303-16-4		
8.231	8.081	(1.127)	86	686401	75.0000	83.0	70.00- 130.00	100.00(M)
8.231	8.081	(1.127)	43	641736			0.00- 38.70	93.49
8.236	8.081	(1.128)	234	443053			0.00- 39.00	64.55
92 Phenacetin						CAS #: 62-44-2		
8.272	8.384	(0.944)	109	742694	75.0000	76.8	70.00- 130.00	100.00
8.272	8.384	(0.944)	108	861250			77.38- 137.38	115.96
8.272	8.384	(0.944)	179	503035			133.19- 193.19	67.73
91 p-Phenylenediamine						CAS #: 106-50-3		
8.272	8.082	(0.944)	108	861250	75.0000	81.4	70.00- 130.00	100.00
8.272	8.082	(0.944)	80	234332			1858.68-1918.68	27.21
8.271	8.082	(0.944)	53	109603			5306.16-5366.16	12.73
97 Pentachloronitrobenzene						CAS #: 82-68-8		
8.591	8.589	(0.981)	237	407646	75.0000	81.8	80.00- 120.00	100.00
8.592	8.589	(0.981)	295	158587			7.36- 67.36	38.90
8.590	8.589	(0.980)	142	279763			42.99- 102.99	68.63
98 4-Aminobiphenyl						CAS #: 92-67-1		
8.579	8.584	(0.979)	169	1845690	75.0000	77.0	70.00- 130.00	100.00
8.579	8.584	(0.979)	168	420391			0.00- 49.63	22.78
8.578	8.584	(0.979)	115	226304			0.00- 40.98	12.26
99 Pronamide						CAS #: 23950-58-5		
8.636	8.781	(0.986)	173	941452	75.0000	79.0	70.00- 130.00	100.00
8.636	8.781	(0.986)	175	616130			2051.90-2111.90	65.44
8.636	8.781	(0.986)	145	374075			63.94- 123.94	39.73

```
                                          AMOUNTS
                                        CAL-AMT   ON-COL
  RT   EXP RT   REL RT   MASS  RESPONSE (ug/ml)  (ug/ml)   TARGET RANGE    RATIO
 ==== ======== ========  ====  ======== =======  =======   ============    =====

* 100 Phenanthrene-d10                                   CAS #: 1517-22-2
8.761    8.761 ( 1.000)   188   1387353 40.0000           80.00- 120.00   100.00
8.760    8.761 ( 1.000)    94     92158                     0.00-  36.35     6.64
8.760    8.761 ( 1.000)    80    124028                     0.00-  37.82     8.94
-------------------------------------------------------------------------------
  102 Dinoseb                                            CAS #: 88-85-7
8.756    8.753 ( 0.999)   211    610967 75.0000     74.9  80.00- 120.00   100.00
8.756    8.753 ( 0.999)   163    234938                     7.77-  67.77    38.45
8.755    8.753 ( 0.999)   117    132630                     0.00-  52.05    21.71
-------------------------------------------------------------------------------
  106 4-Nitroquinoline-1-oxide                           CAS #: 56-57-5
9.545    9.334 ( 1.089)   174     21770 75.0000     76.9  70.00- 130.00   100.00(Q)
9.546    9.334 ( 1.090)   128     45845                  429.24- 489.24   210.59
9.547    9.334 ( 1.090)   101     83640                  988.96-1048.96   384.20
-------------------------------------------------------------------------------
  107 Methapyrilene                                      CAS #: 91-80-5
9.611   10.322 ( 1.097)    97     36707 75.0000     79.0  70.00- 130.00   100.00
9.611   10.322 ( 1.097)    58     39652                    11.52-  71.52   108.02
9.611   10.322 ( 1.097)   191      5345                     0.00-  52.18    14.56
-------------------------------------------------------------------------------
  108 Isodrin                                            CAS #: 465-73-6
9.803   10.279 ( 1.119)   193    325901 75.0000     77.1  70.00- 130.00   100.00
9.801   10.279 ( 1.119)    66    283159                 17952.44-18012.44    86.88
9.803   10.279 ( 1.119)   195    279501                 1135.23-1195.23    85.76
-------------------------------------------------------------------------------
  113 Aramite                                            CAS #: 140-57-8
10.373  10.370 ( 0.914)   185    306934 75.0000     80.8  80.00- 120.00   100.00(M)
10.373  10.370 ( 0.914)   191    153193                   21.78-  81.78    49.91
10.298  10.370 ( 0.907)   319    109139                    6.67-  66.67    35.56
-------------------------------------------------------------------------------
  114 p-Dimethylamino azobenzene                         CAS #: 60-11-7
10.463  10.323 ( 0.922)   225    780185 75.0000     83.4  70.00- 130.00   100.00
10.462  10.323 ( 0.921)   120    727454                   99.50- 159.50    93.24
10.462  10.323 ( 0.921)    77    766758                    9.48-  69.48    98.28
-------------------------------------------------------------------------------
  115 Chlorobenzilate                                    CAS #: 510-15-6
10.506  10.503 ( 0.925)   251   1219311 75.0000     84.3  80.00- 120.00   100.00
10.506  10.503 ( 0.925)   253    799341                   35.78-  95.78    65.56
10.504  10.503 ( 0.925)   139   1096575                   60.72- 120.72    89.93
-------------------------------------------------------------------------------
  116 Kepone                                             CAS #: 143-50-0
10.848  10.840 ( 0.955)   272    199377 75.0000     80.5  80.00- 120.00   100.00(QM)
10.848  10.840 ( 0.955)   274    156171                   51.74- 111.74    78.33
10.843  10.840 ( 0.955)   237    200246                    0.00-  59.52   100.44
-------------------------------------------------------------------------------
  117 3,3-Dimethylbenzidine                              CAS #: 119-93-7
10.795  10.799 ( 0.951)   212   2170075 75.0000     76.3  70.00- 130.00   100.00
10.794  10.799 ( 0.951)   106    156020                 2299.94-2359.94     7.19
10.794  10.799 ( 0.951)   180    173859                    6.44-  66.44     8.01
-------------------------------------------------------------------------------
  119 2-Acetylaminofluorene                              CAS #: 53-96-3
11.046  10.324 ( 0.973)   181   1387253 75.0000     84.6  70.00- 130.00   100.00
11.046  10.324 ( 0.973)   223    912020                 491.83- 551.83    65.74
```

RT	EXP RT	REL RT	MASS	RESPONSE	AMOUNTS CAL-AMT (ug/ml)	AMOUNTS ON-COL (ug/ml)	TARGET RANGE	RATIO
119 2-Acetylaminofluorene (continued)								
11.046	10.324	(0.973)	180	1215555			639.65- 699.65	87.62
* 121 Chrysene-d12						CAS #: 1719-03-5		
11.354	11.359	(1.000)	240	1590626	40.0000		80.00- 120.00	100.00
11.352	11.359	(1.000)	120	85425			0.00- 36.38	5.37
11.354	11.359	(1.000)	236	418850			0.00- 57.06	26.33
126 7,12-Dimethylbenz(a)anthracen						CAS #: 57-97-6		
12.325	12.088	(0.972)	256	1901905	75.0000	83.6	70.00- 130.00	100.00
12.325	12.088	(0.972)	241	1084137			77.87- 137.87	57.00
12.324	12.088	(0.972)	239	890716			73.24- 133.24	46.83
* 130 Perylene-d12						CAS #: 1520-96-3		
12.680	12.682	(1.000)	264	1597995	40.0000		80.00- 120.00	100.00
12.680	12.682	(1.000)	260	391800			0.00- 54.80	24.52
12.680	12.682	(1.000)	265	363600			0.00- 53.39	22.75
131 3-Methylcholanthrene						CAS #: 56-49-5		
12.951	12.847	(1.021)	268	2039957	75.0000	79.6	70.00- 130.00	100.00
12.952	12.847	(1.021)	252	920975			13.23- 73.23	45.15
12.952	12.847	(1.021)	253	794709			6.61- 66.61	38.96
132 Dibenz(a,j)acridine						CAS #: 224-42-0		
13.545	13.755	(1.068)	279	2857565	75.0000	77.5	70.00- 130.00	100.00
13.545	13.755	(1.068)	280	710481			0.00- 41.79	24.86
13.545	13.755	(1.068)	277	466300			93.47- 153.47	16.32

QC Flag Legend

Q - Qualifier signal failed the ratio test.
M - Compound response manually integrated.

Data File: \\Svecd04\DD\chem\smsd03.i\S3042312.b\AP9CAL6.D
Date : 23-APR-2012 17:30
Client ID: AP9CAL6
Sample Info: 45956
Purge Volume: 1000.0
Column phase: HPMS-5

Instrument: smsd03.i
Operator: PEL
Column diameter: 0.25

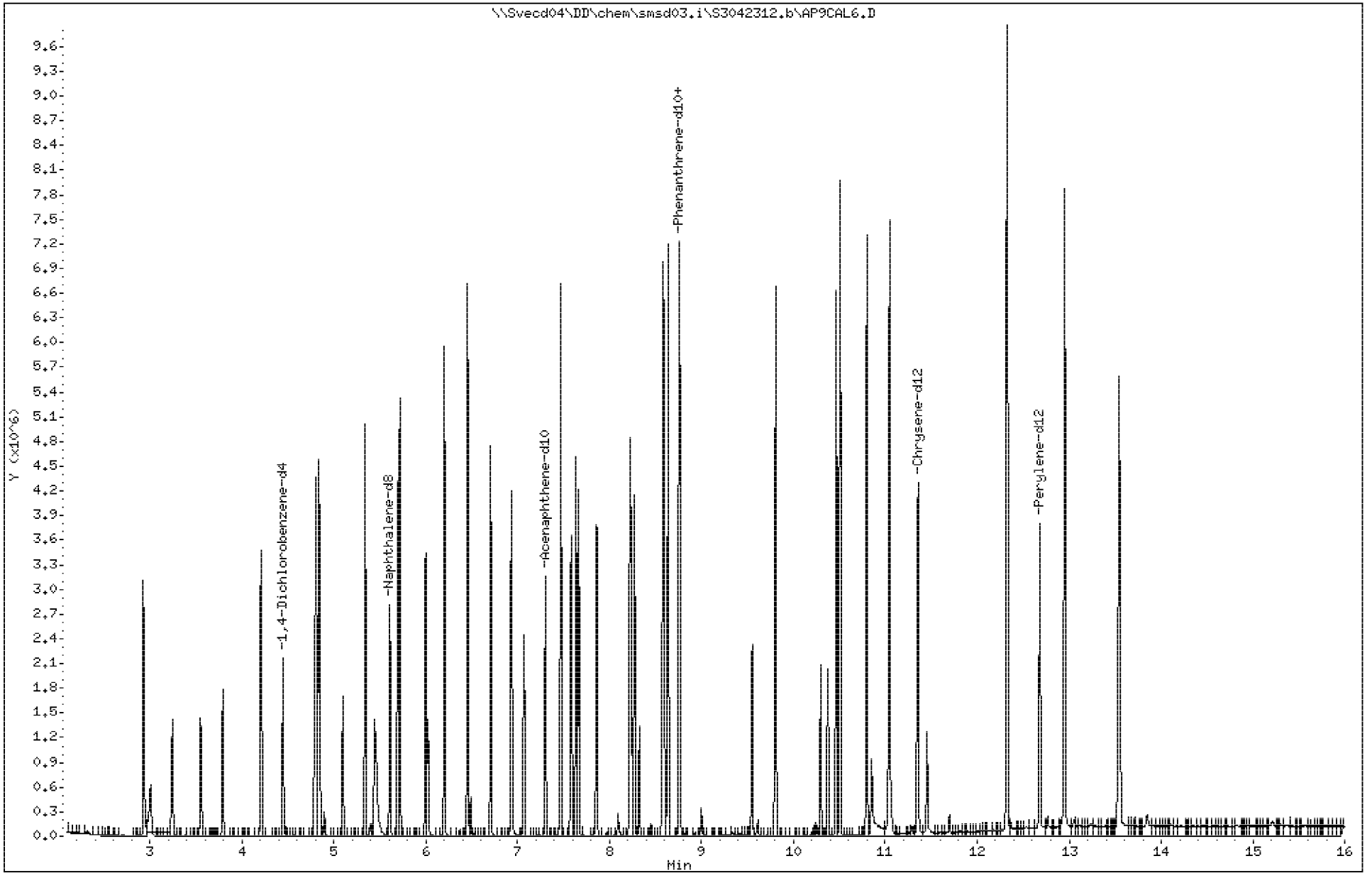

1381

3505892

Data File: \\Svecd04\DD\chem\smsd03.i\S3042312.b\AP9CAL6.D

Date : 23-APR-2012 17:30

Client ID: AP9CAL6

Instrument: smsd03.i

Sample Info: 45956

Purge Volume: 1000.0

Operator: PEL

Column phase: HPMS-5

Column diameter: 0.25

3 2- Picoline

Concentration: 78.1 ug/l

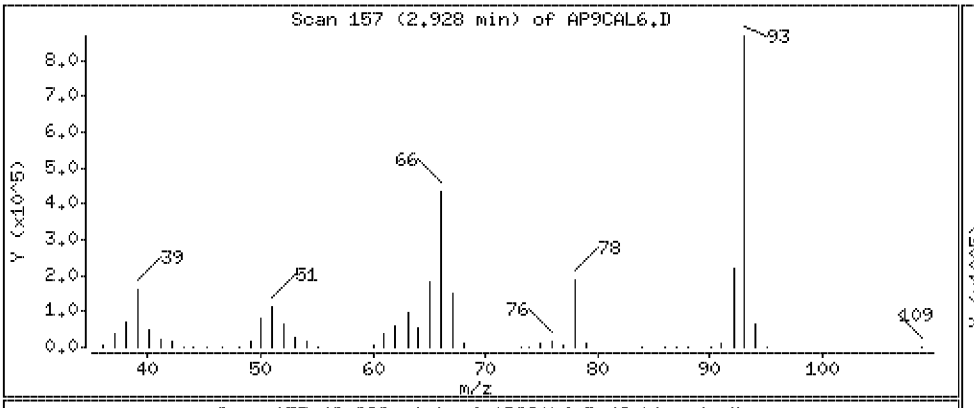

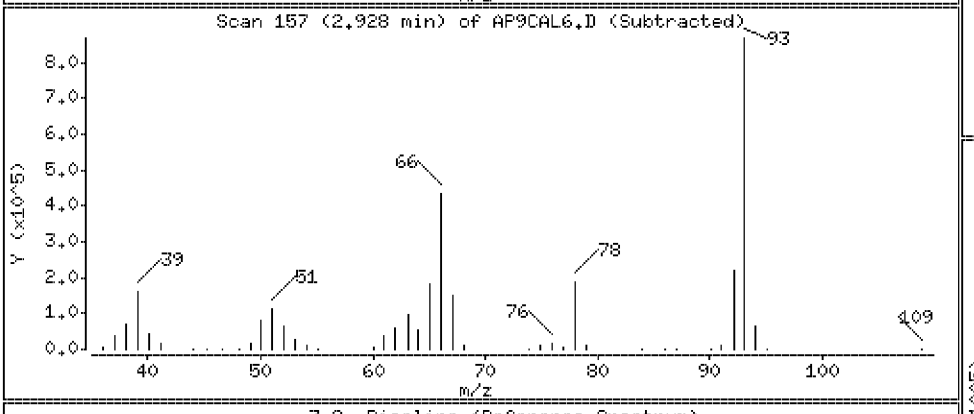

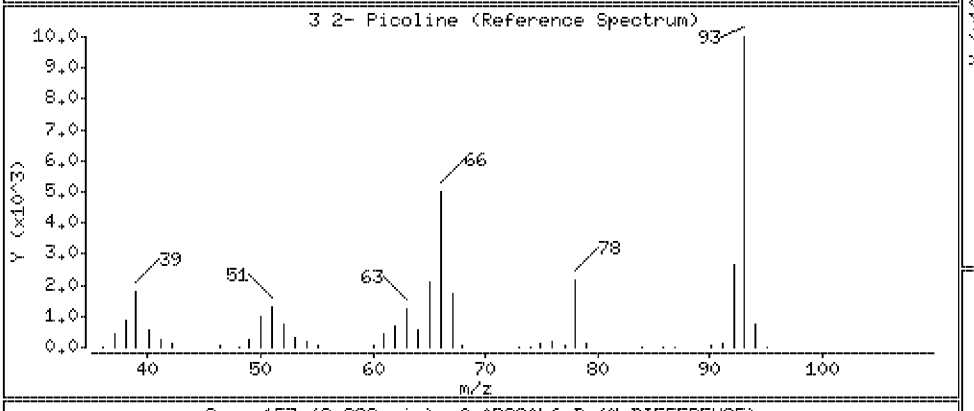

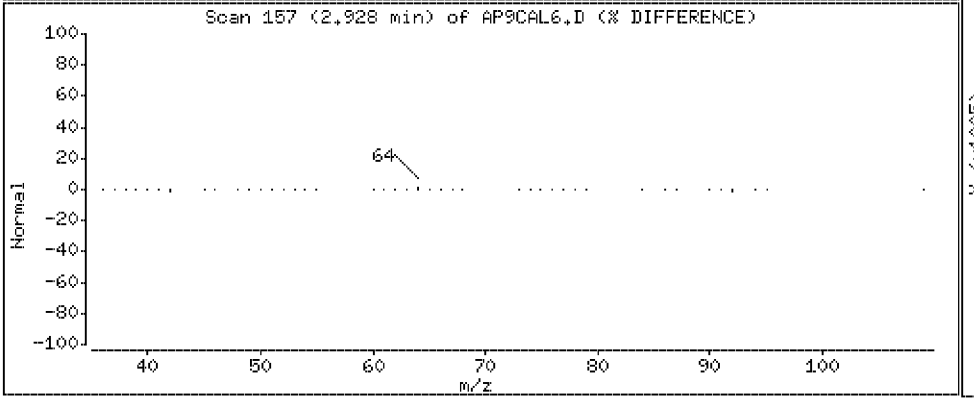

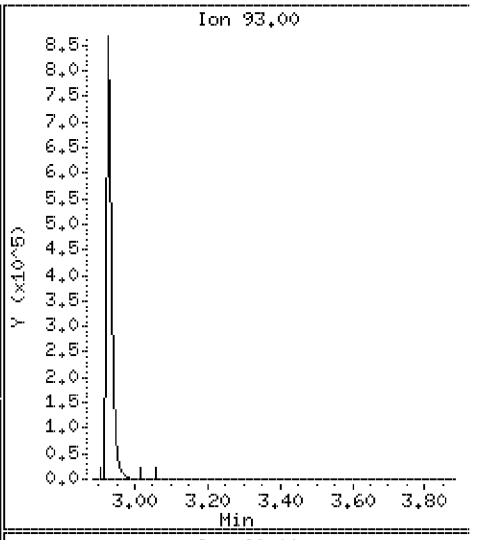

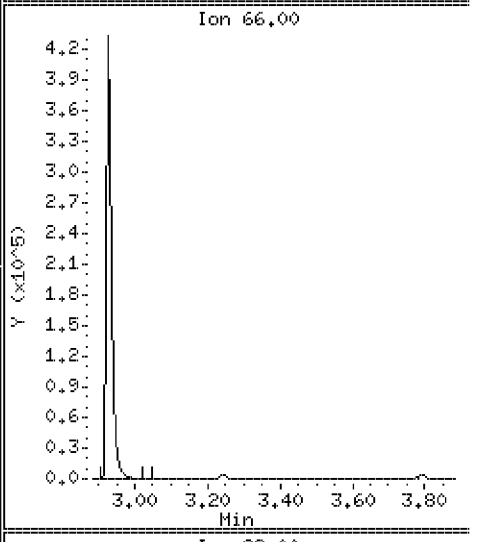

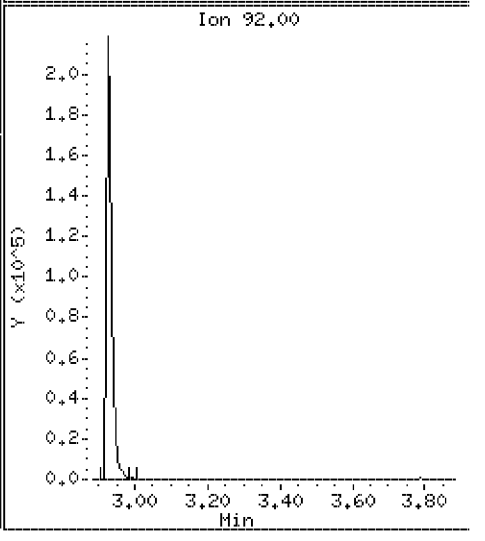

Data File: \\Svecd04\DD\chem\smsd03.i\S3042312.b\AP9CAL6.D

Date : 23-APR-2012 17:30

Client ID: AP9CAL6 | Instrument: smsd03.i

Sample Info: 45956

Purge Volume: 1000.0 | Operator: PEL

Column phase: HPMS-5 | Column diameter: 0.25

4 N-Nitrosomethylethylamine | Concentration: 77.5 ug/l

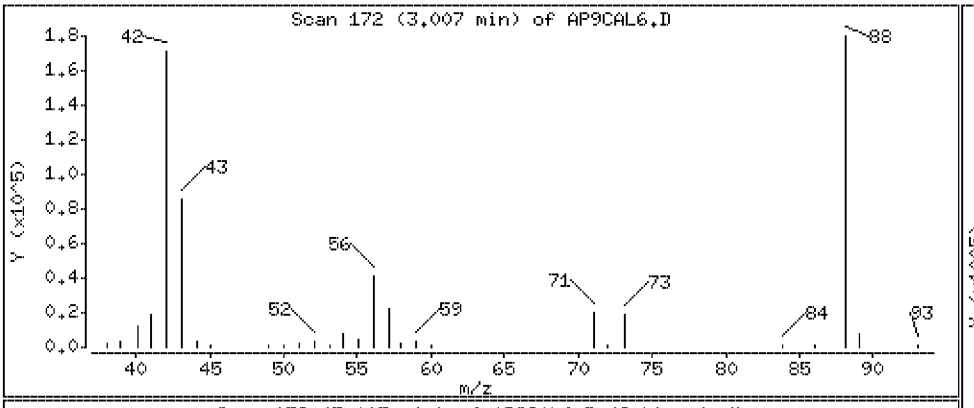

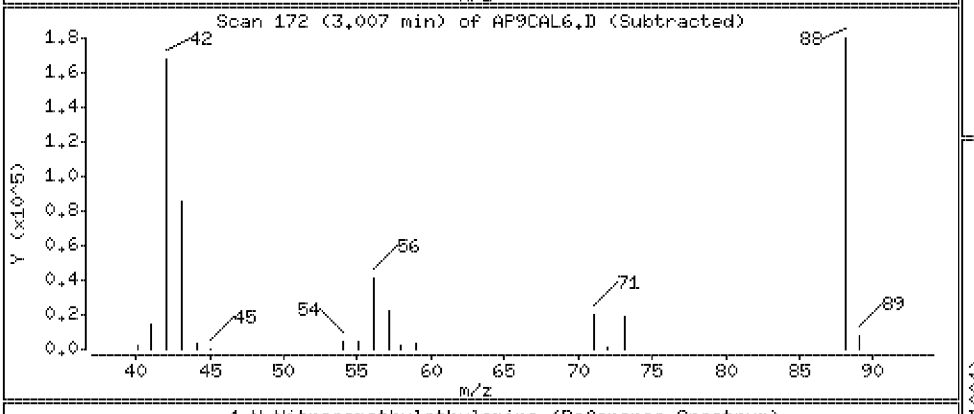

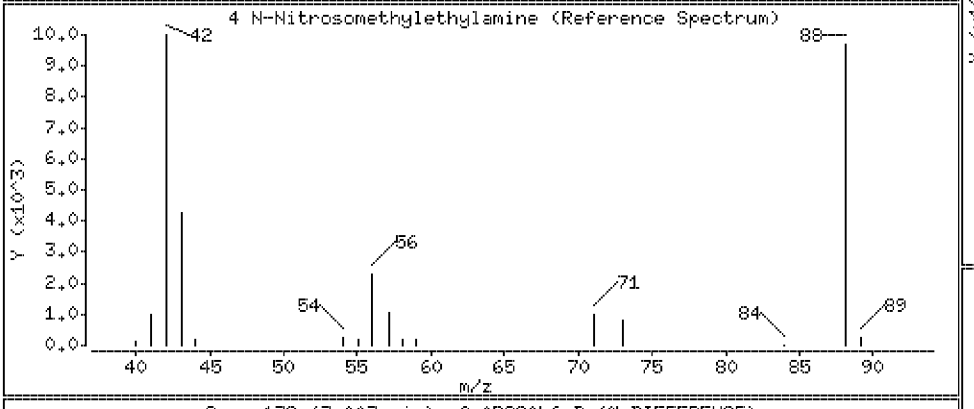

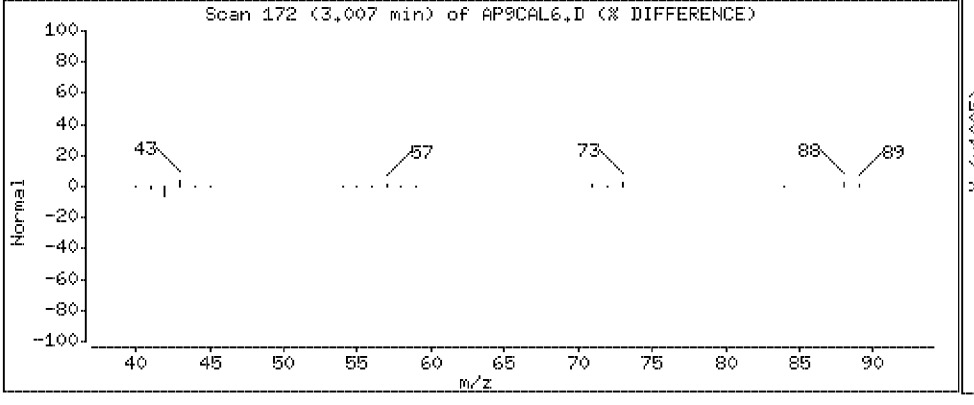

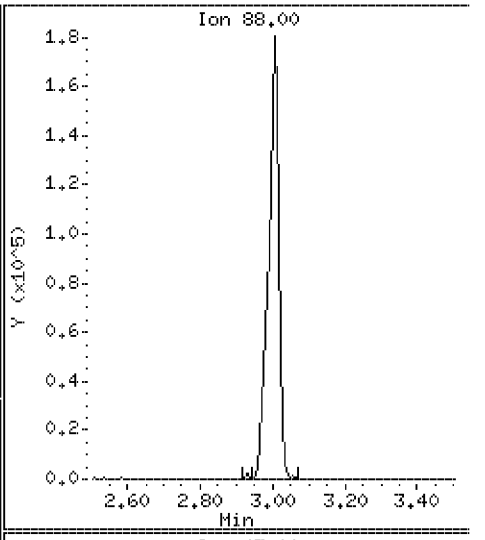

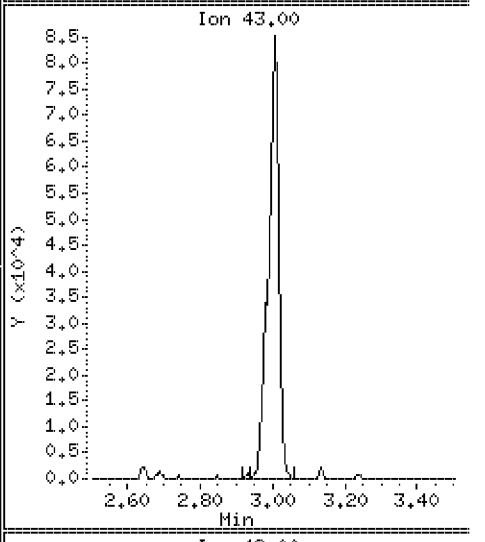

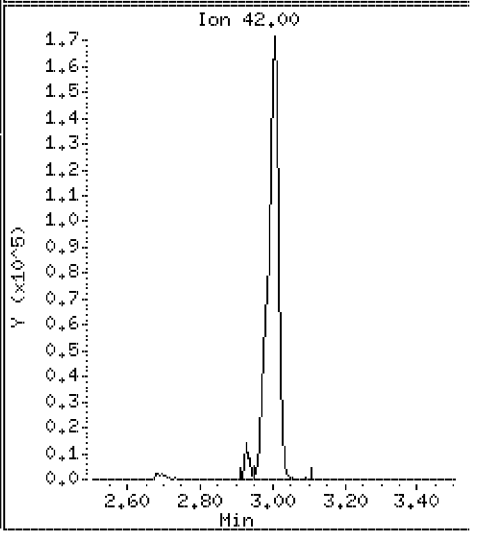

Data File: \\Svecd04\DD\chem\smsd03.i\S3042312.b\AP9CAL6.D

Date : 23-APR-2012 17:30

Client ID: AP9CAL6 | Instrument: smsd03.i

Sample Info: 45956

Purge Volume: 1000.0 | Operator: PEL

Column phase: HPMS-5 | Column diameter: 0.25

5 Methyl Methanesulfonate | Concentration: 74.4 ug/l

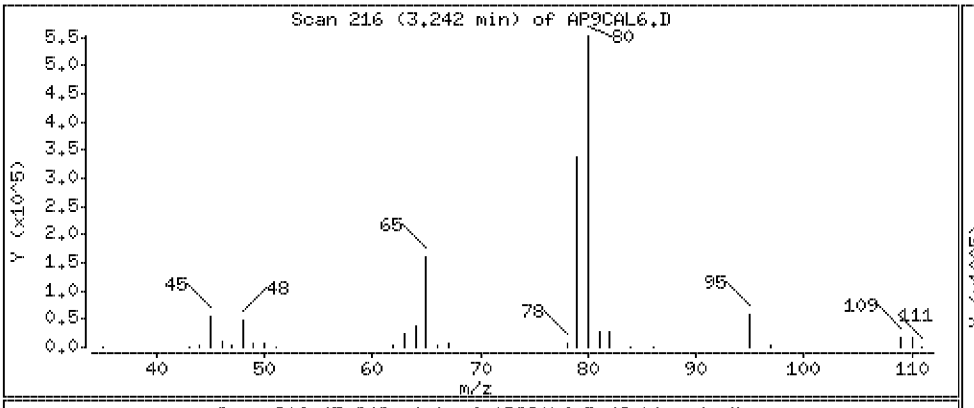

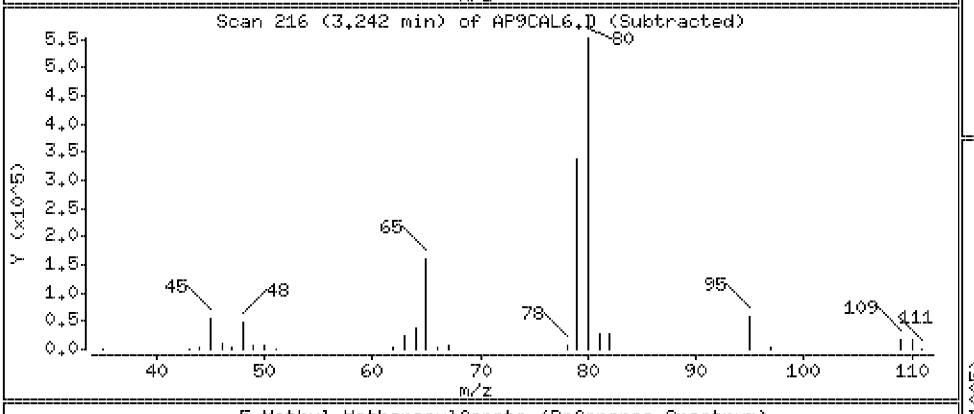

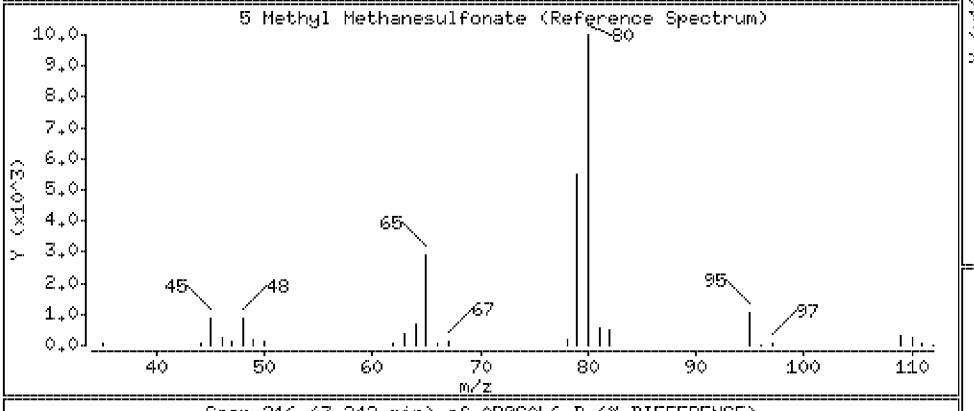

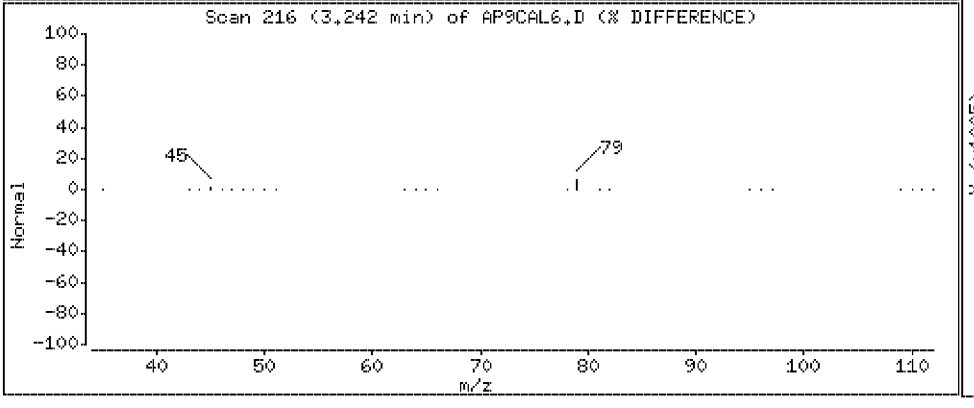

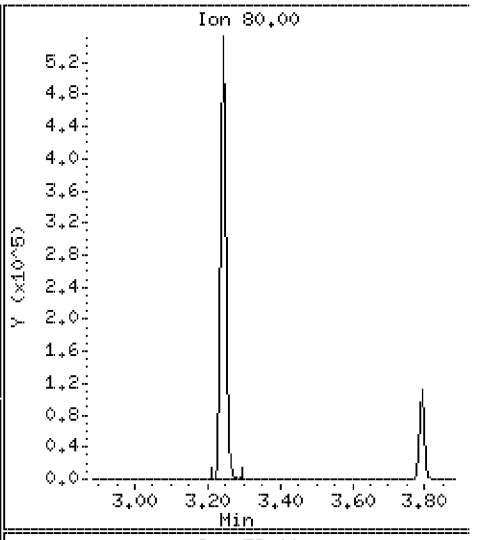

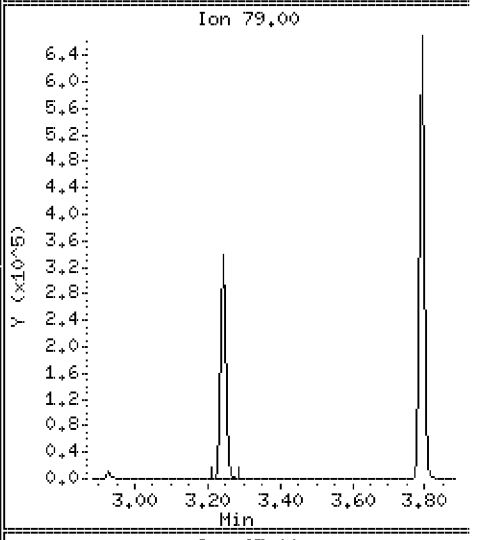

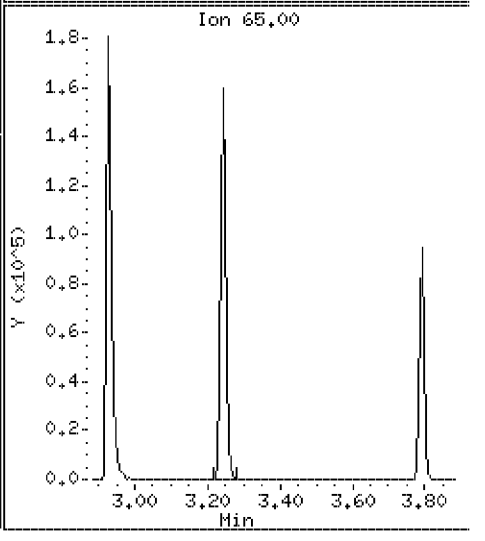

Data File: \\Svecd04\DD\chem\smsd03.i\S3042312.b\AP9CAL6.D

Date : 23-APR-2012 17:30

Client ID: AP9CAL6 | Instrument: smsd03.i

Sample Info: 45956

Purge Volume: 1000.0 | Operator: PEL

Column phase: HPMS-5 | Column diameter: 0.25

7 N-Nitrosodiethylamine | Concentration: 79.2 ug/l

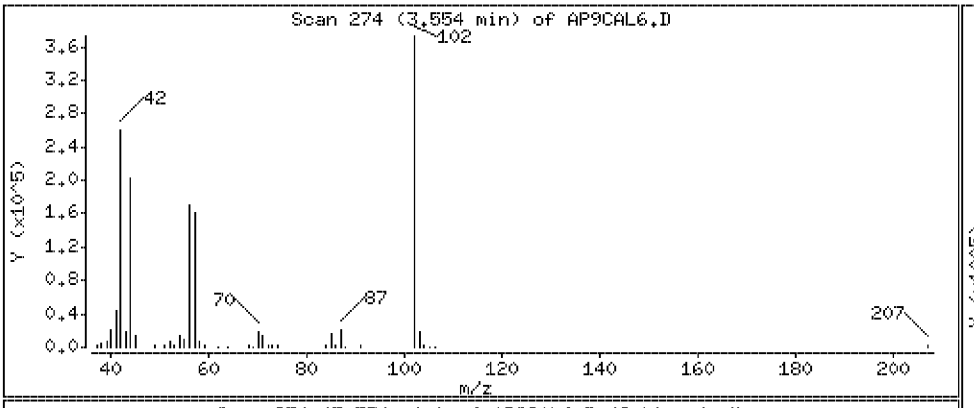

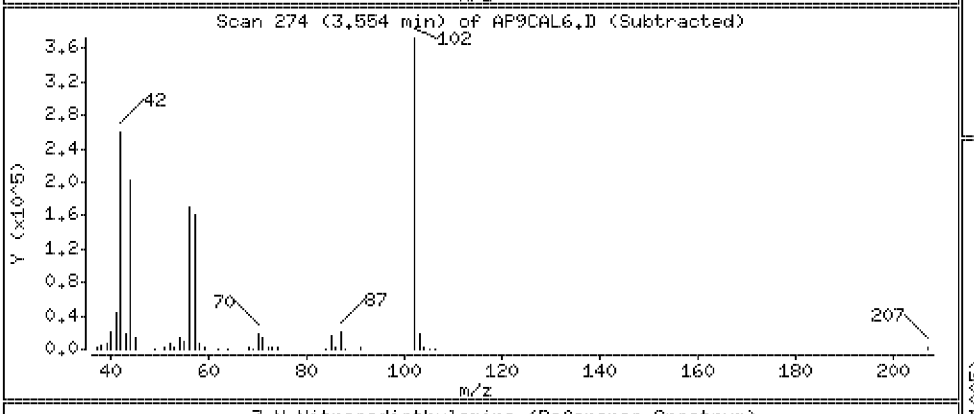

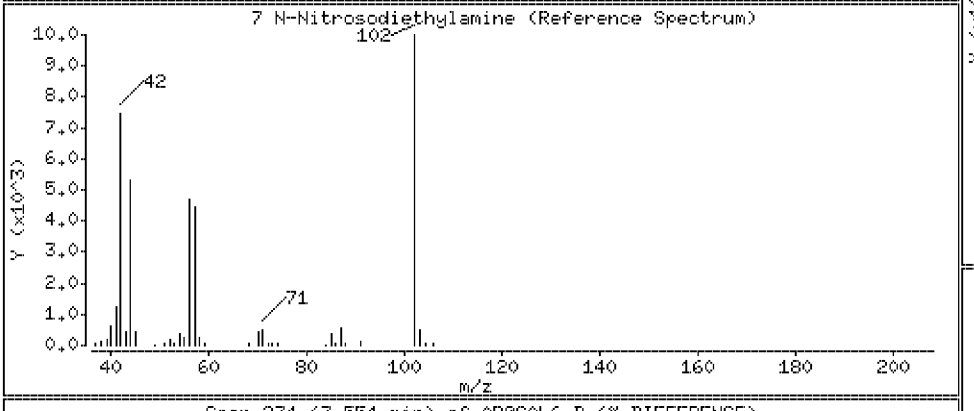

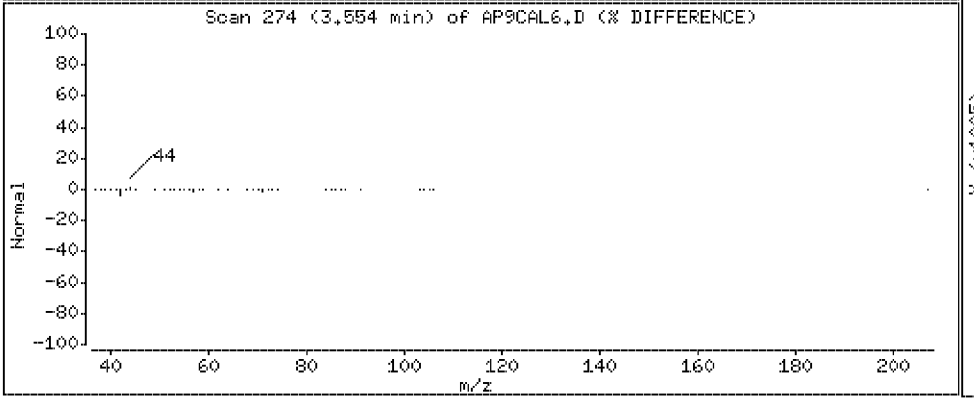

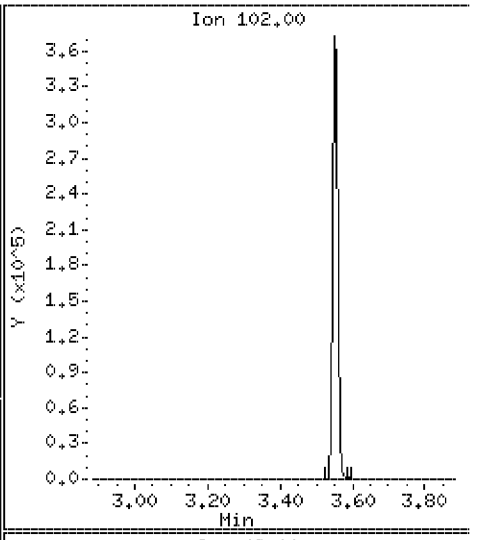

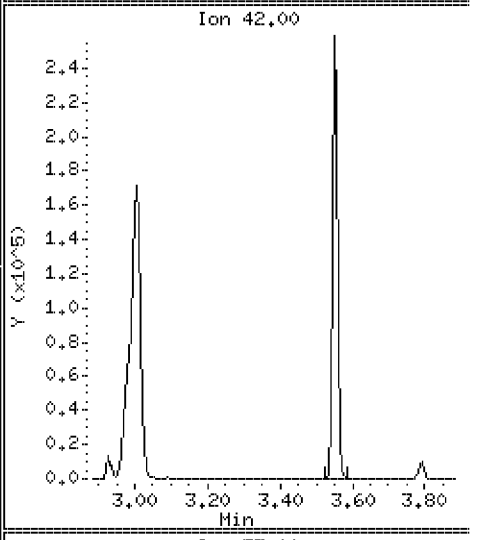

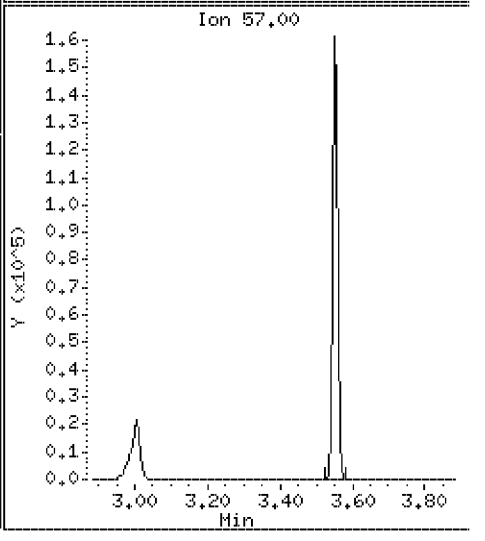

Data File: \\Svecd04\DD\chem\smsd03.i\S3042312.b\AP9CAL6.D

Date : 23-APR-2012 17:30

Client ID: AP9CAL6 | Instrument: smsd03.i

Sample Info: 45956

Purge Volume: 1000.0 | Operator: PEL

Column phase: HPMS-5 | Column diameter: 0.25

8 Ethyl Methanesulfonate | Concentration: 77.3 ug/l

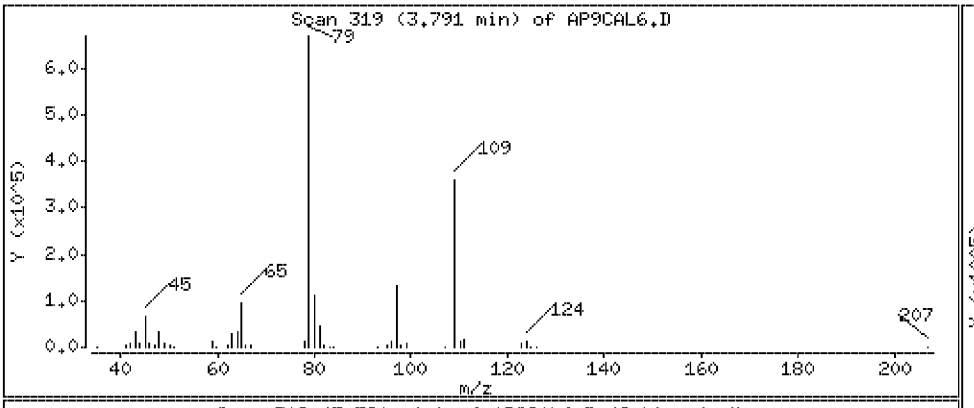

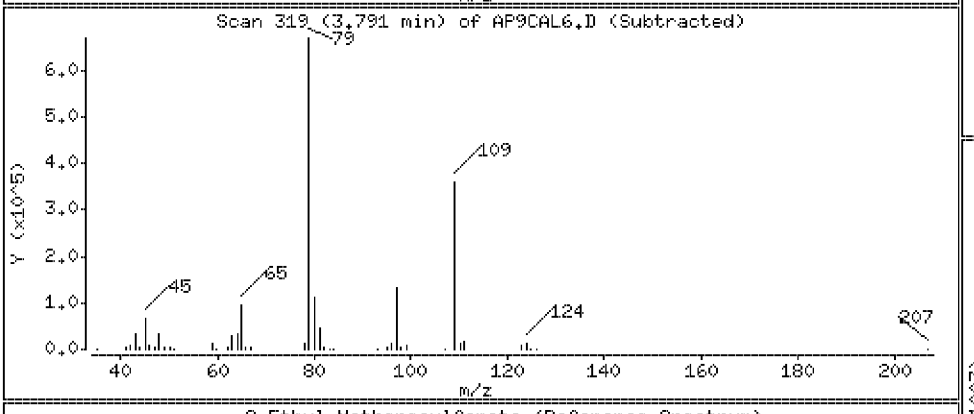

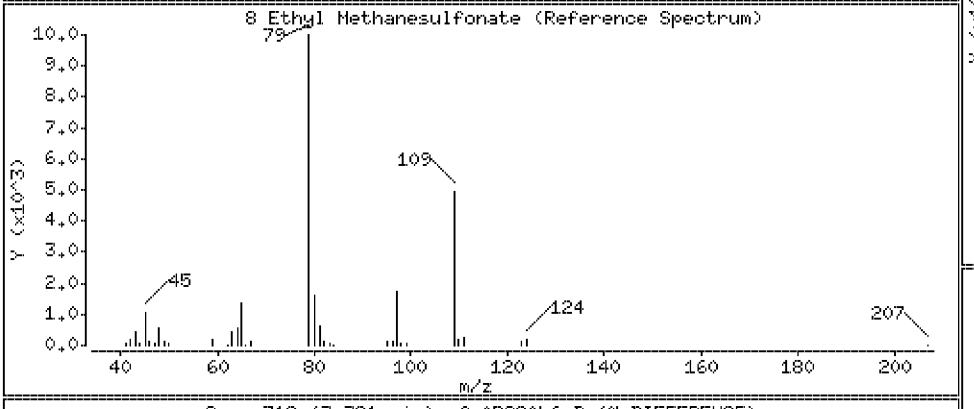

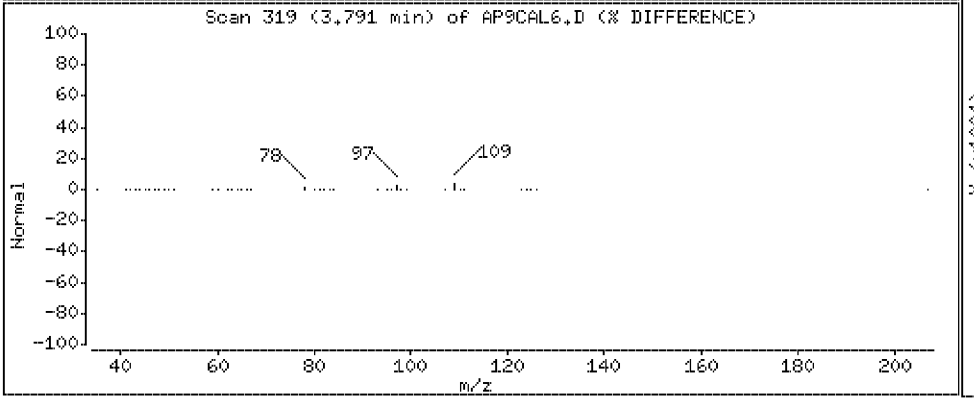

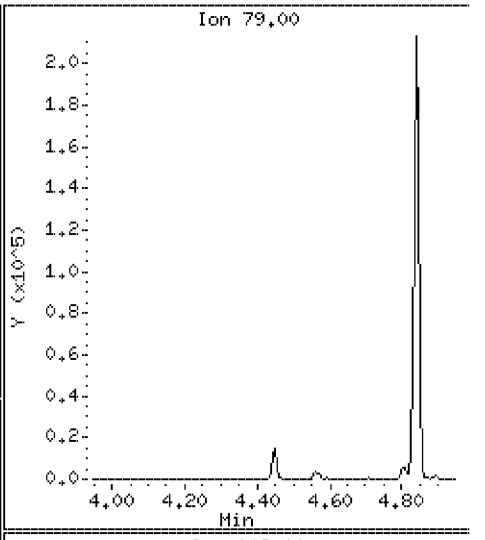

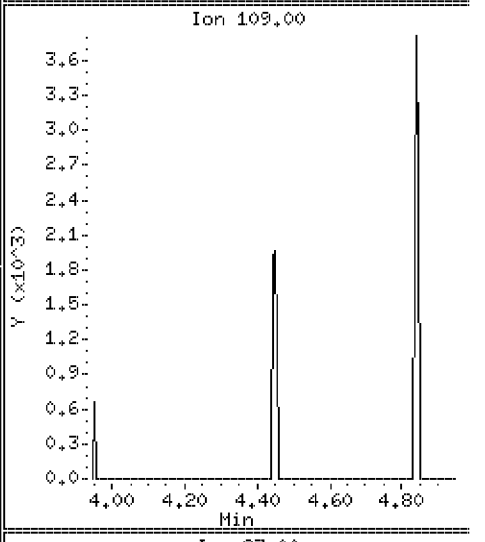

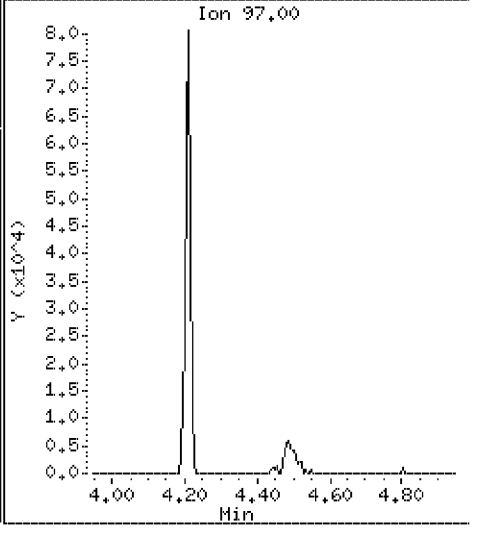

Data File: \\Svecd04\DD\chem\smsd03.i\S3042312.b\AP9CAL6.D

Date : 23-APR-2012 17:30

Client ID: AP9CAL6 | Instrument: smsd03.i

Sample Info: 45956

Purge Volume: 1000.0 | Operator: PEL

Column phase: HPMS-5 | Column diameter: 0.25

12 Pentachloroethane | Concentration: 78.4 ug/l

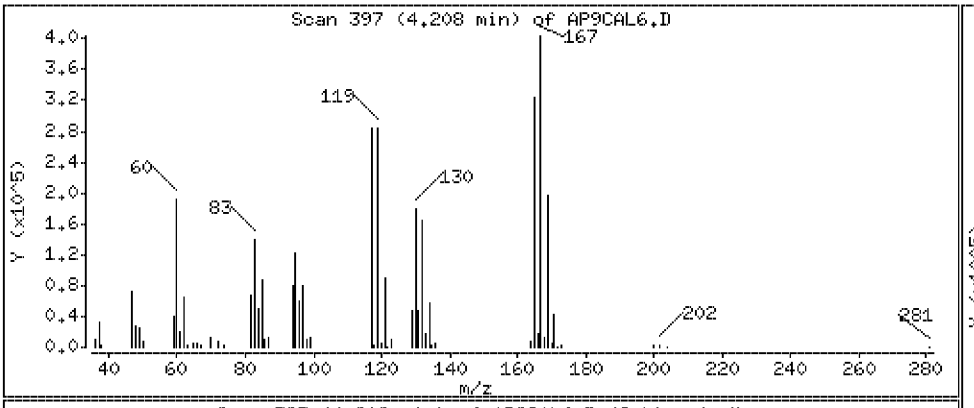

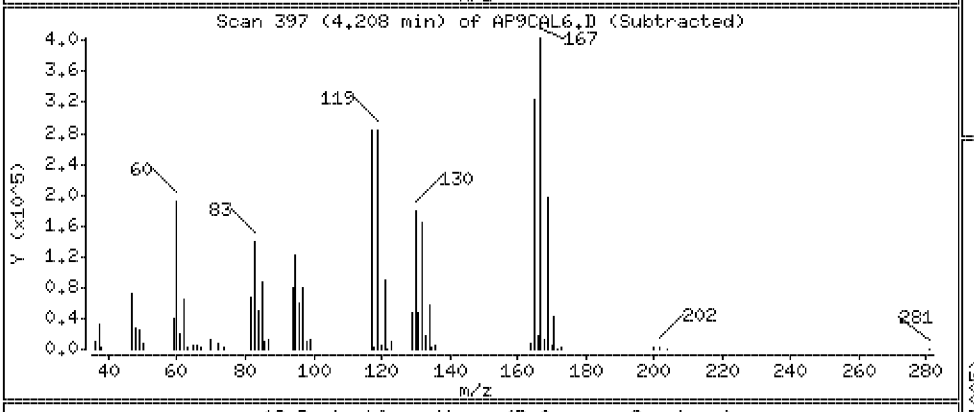

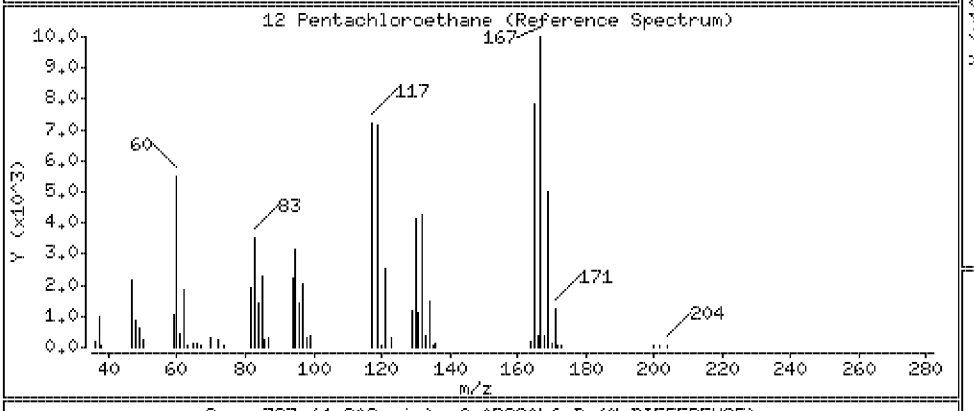

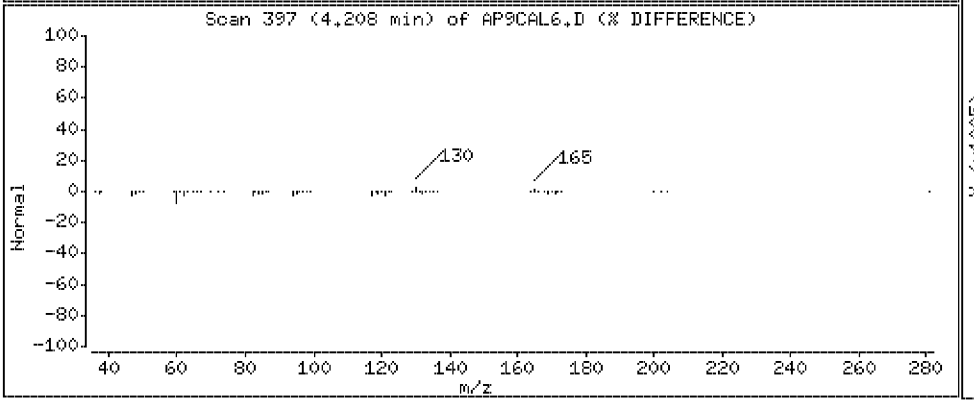

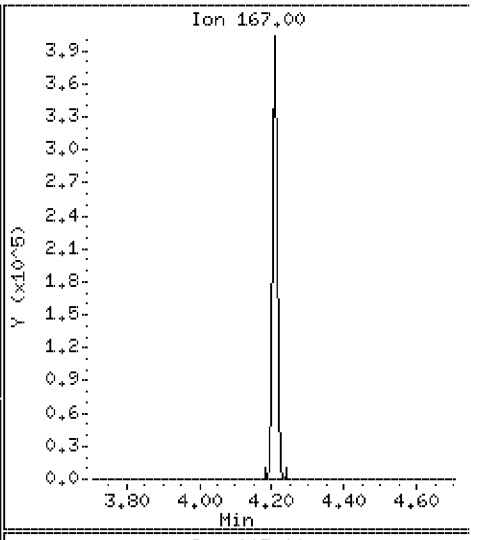

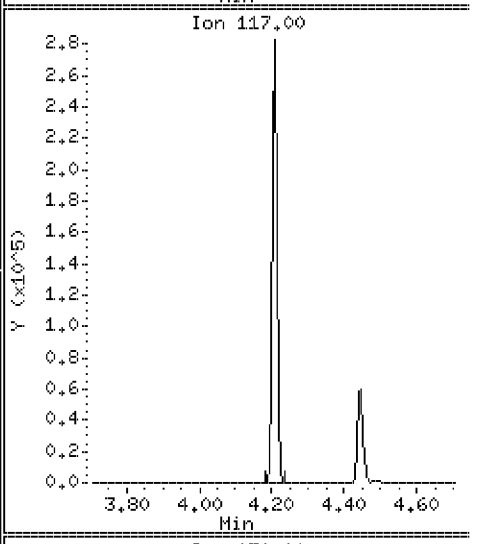

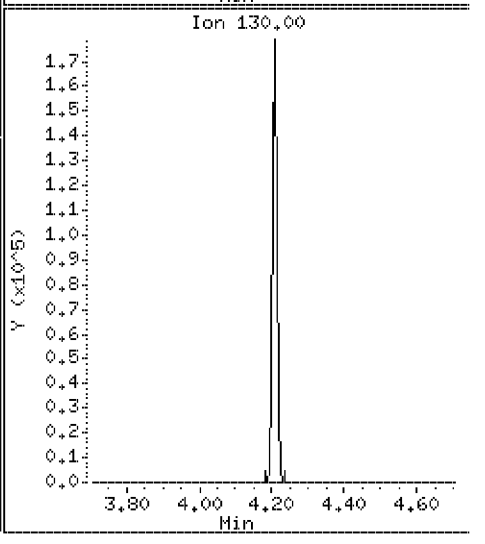

Data File: \\Svecd04\DD\chem\smsd03.i\S3042312.b\AP9CAL6.D

Date : 23-APR-2012 17:30

Client ID: AP9CAL6 Instrument: smsd03.i

Sample Info: 45956

Purge Volume: 1000.0 Operator: PEL

Column phase: HPMS-5 Column diameter: 0.25

24 N-Nitrosopyrrolidine Concentration: 81.6 ug/l

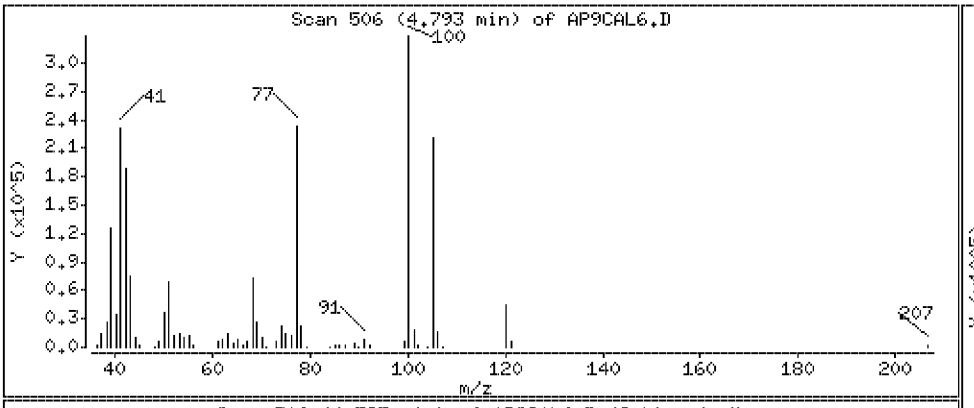

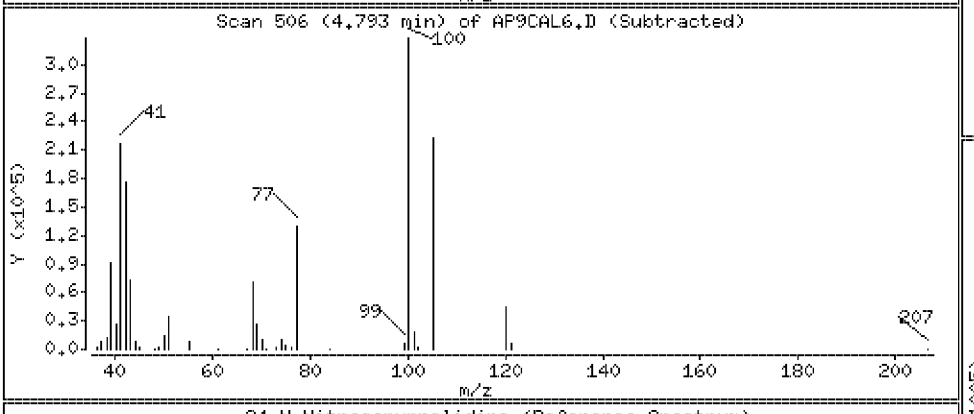

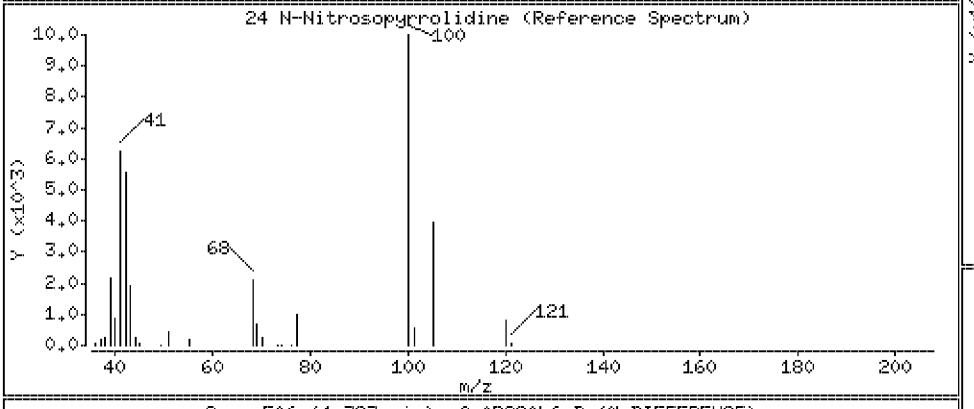

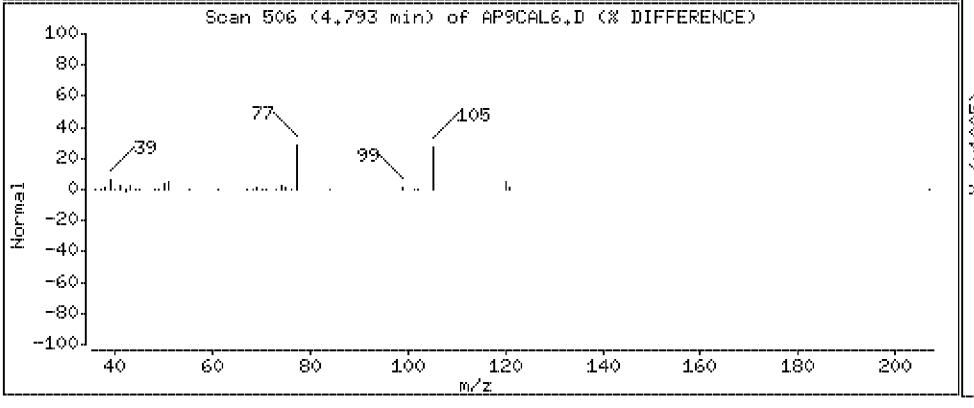

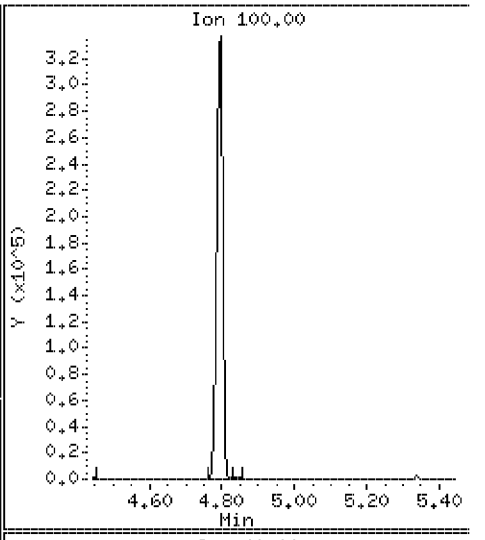

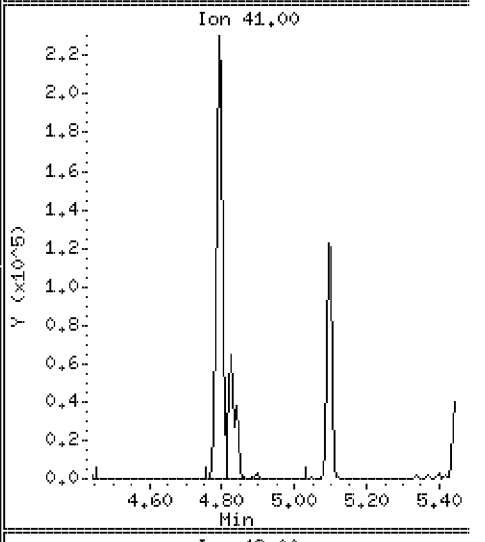

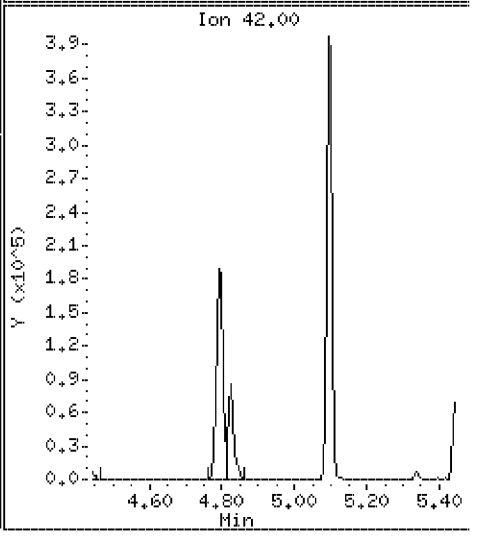

Data File: \\Svecd04\DD\chem\smsd03.i\S3042312.b\AP9CAL6.D

Date : 23-APR-2012 17:30

Client ID: AP9CAL6 Instrument: smsd03.i

Sample Info: 45956

Purge Volume: 1000.0 Operator: PEL

Column phase: HPMS-5 Column diameter: 0.25

25 Acetophenone Concentration: 79.7 ug/l

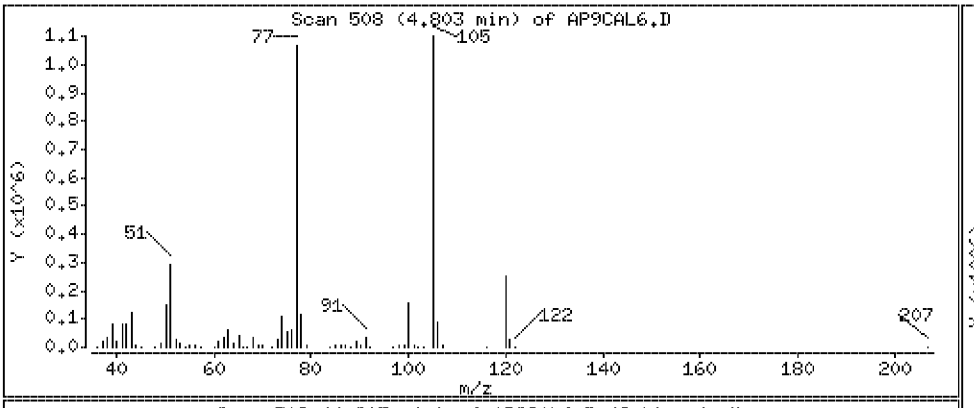

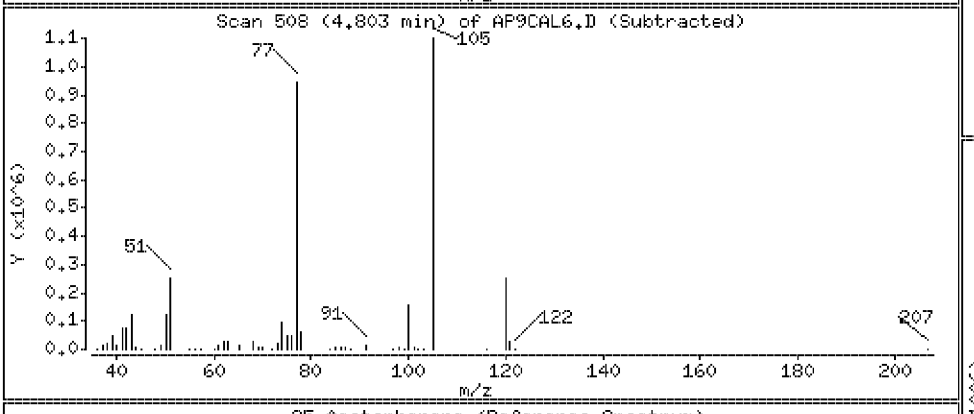

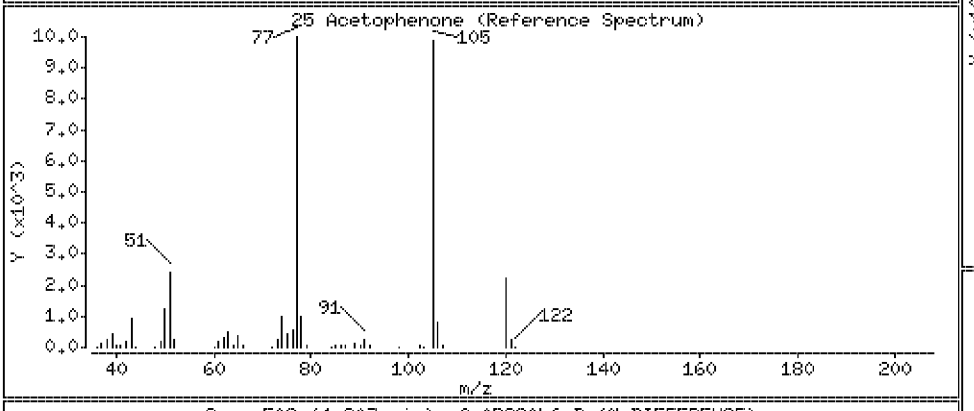

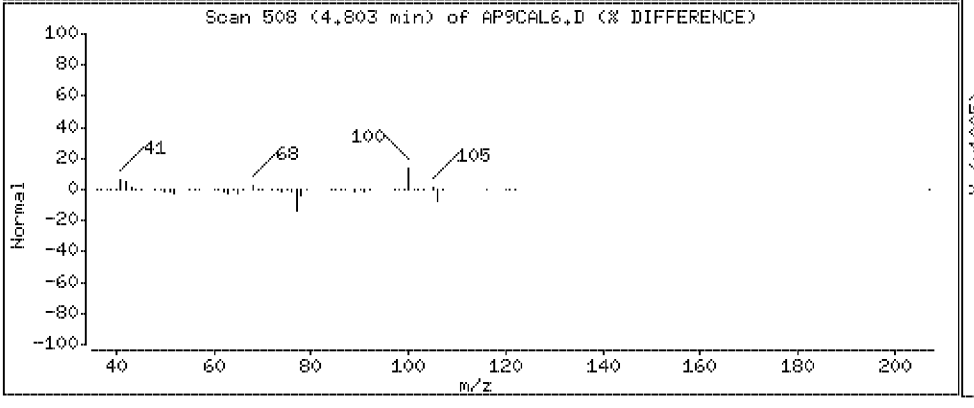

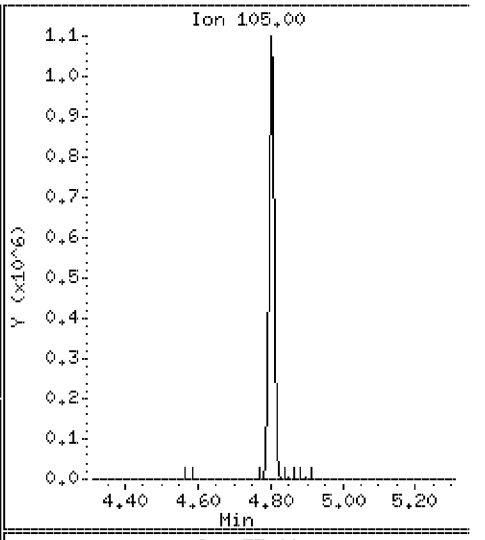

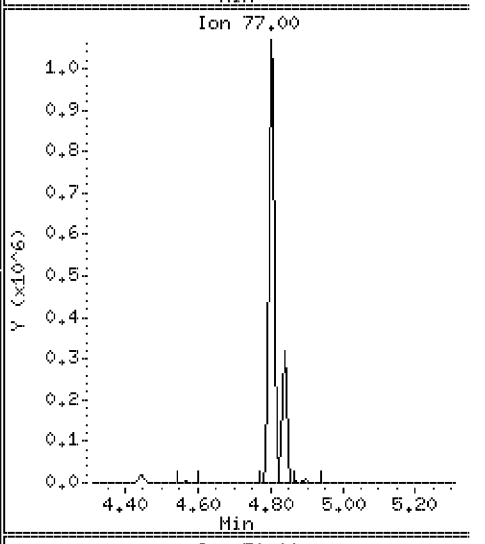

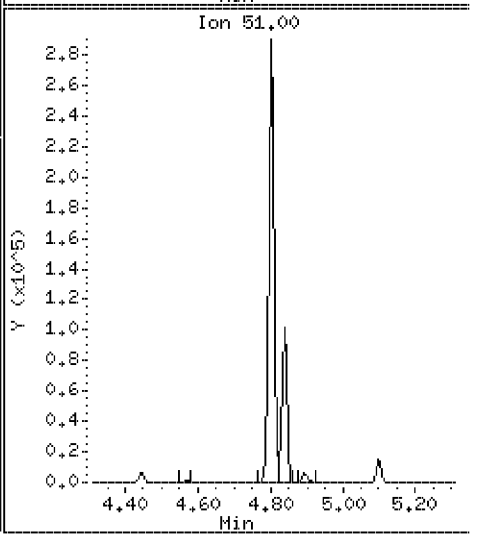

Data File: \\Svecd04\DD\chem\smsd03.i\S3042312.b\AP9CAL6.D

Date : 23-APR-2012 17:30

Client ID: AP9CAL6 | Instrument: smsd03.i

Sample Info: 45956

Purge Volume: 1000.0 | Operator: PEL

Column phase: HPMS-5 | Column diameter: 0.25

27 N-Nitrosomorpholine | Concentration: 77.7 ug/l

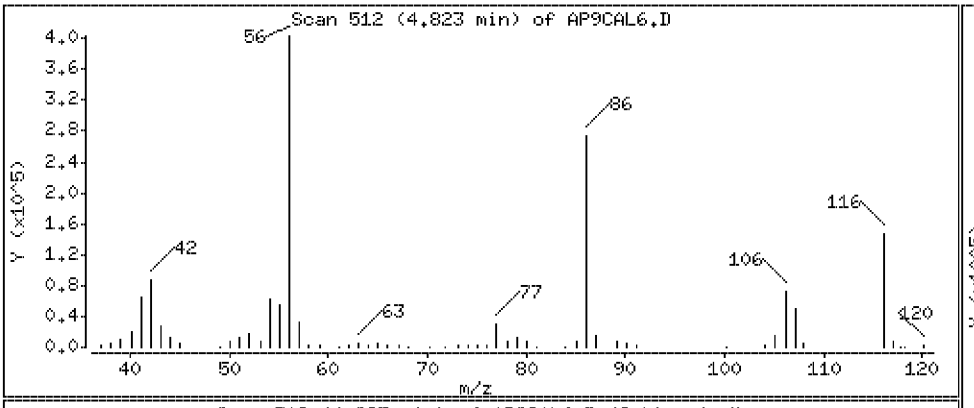

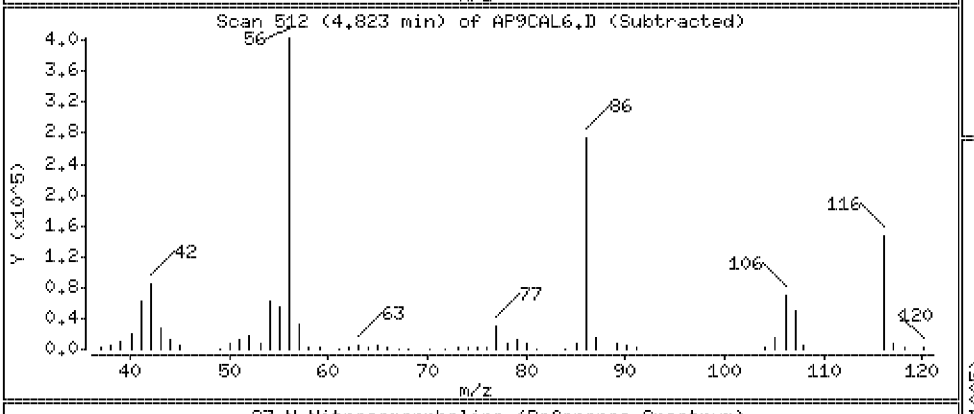

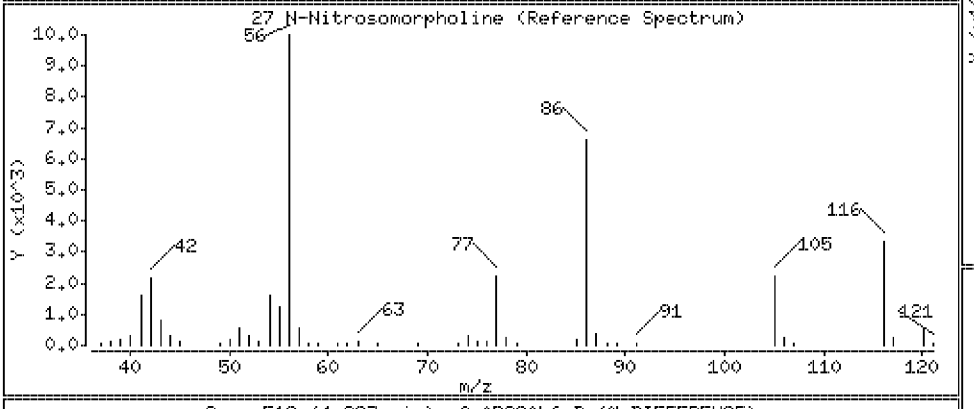

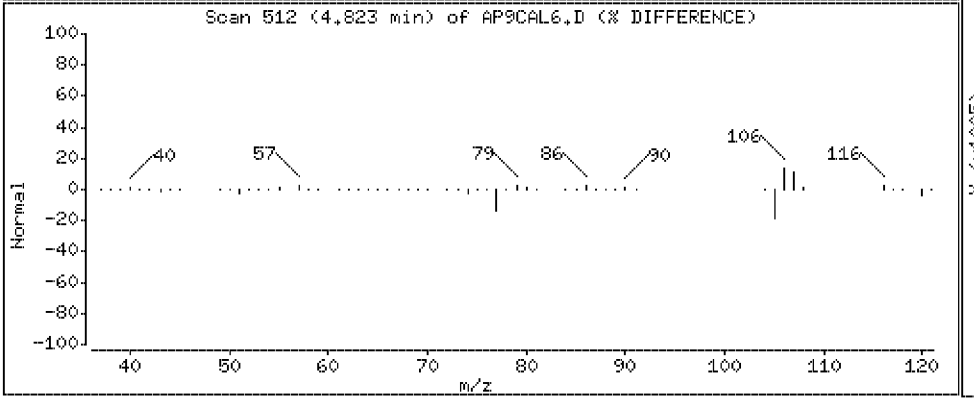

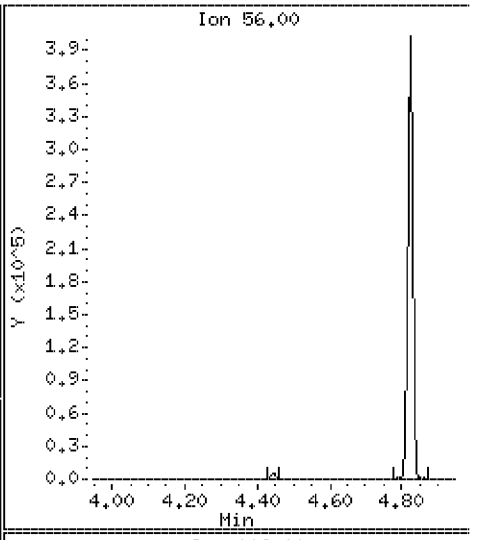

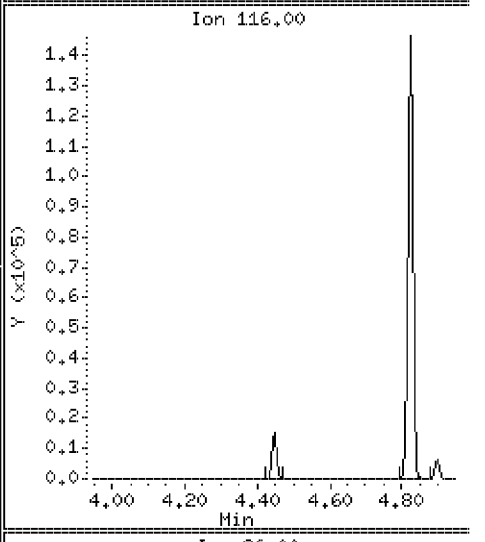

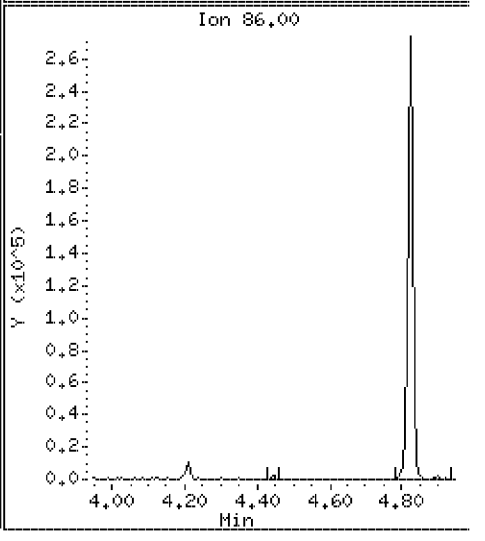

Data File: \\Svecd04\DD\chem\smsd03.i\S3042312.b\AP9CAL6.D

Date : 23-APR-2012 17:30

Client ID: AP9CAL6 | Instrument: smsd03.i

Sample Info: 45956

Purge Volume: 1000.0 | Operator: PEL

Column phase: HPMS-5 | Column diameter: 0.25

29 o-Toluidine | Concentration: 78.4 ug/l

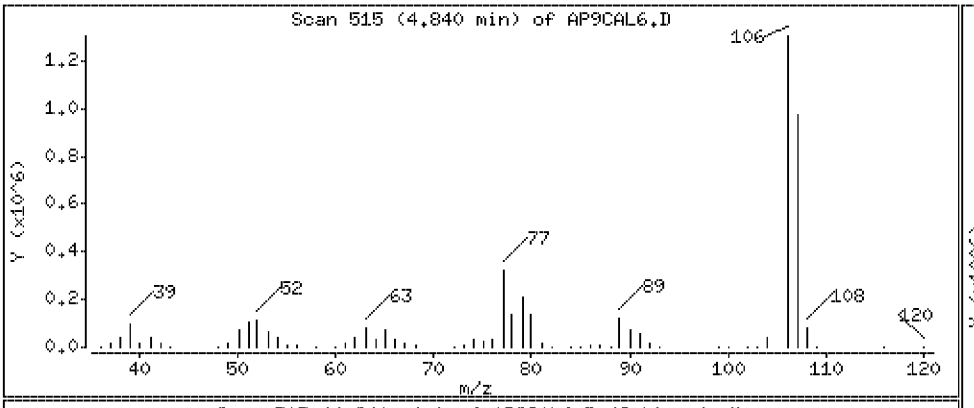

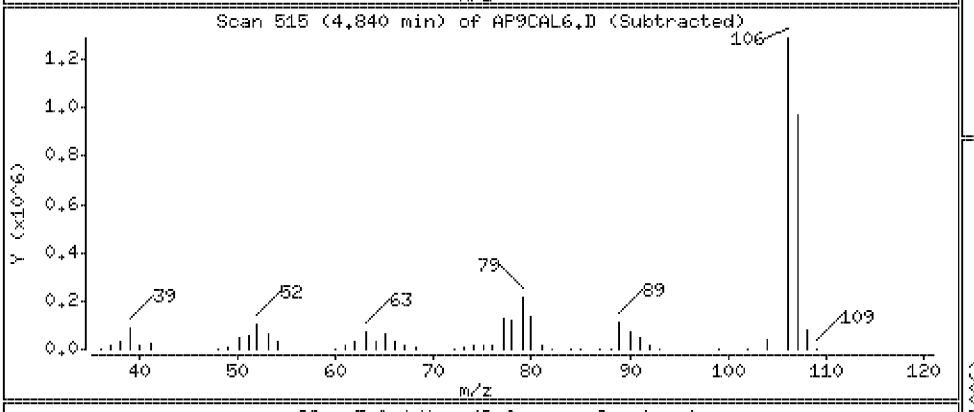

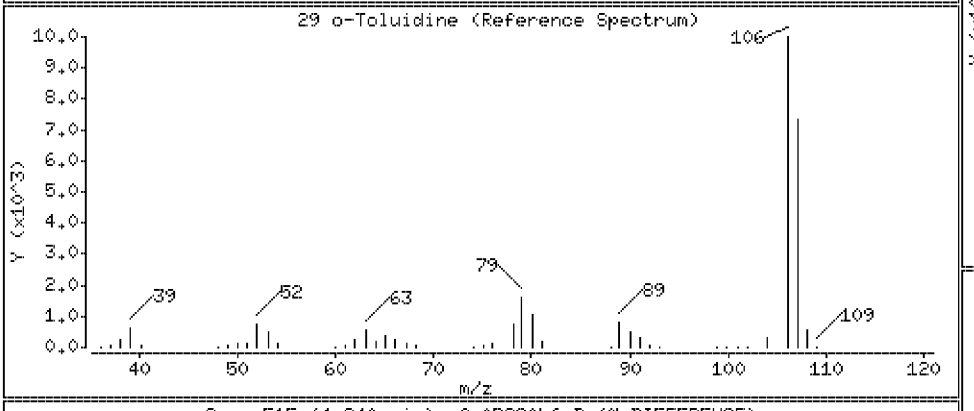

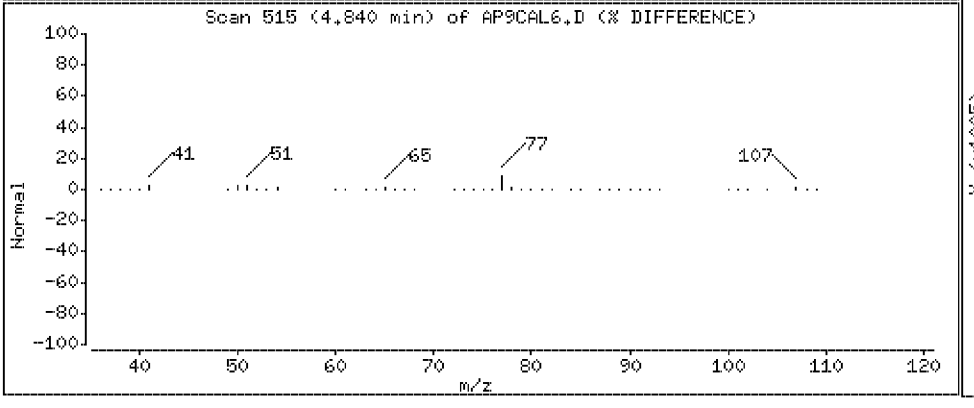

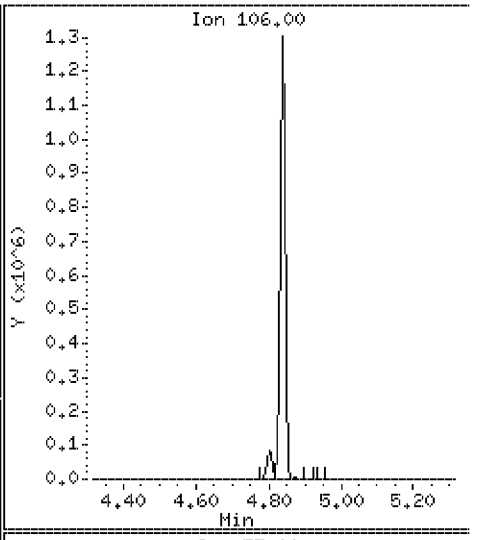

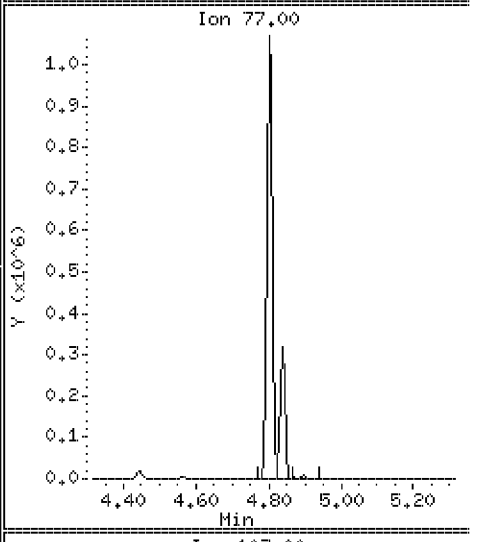

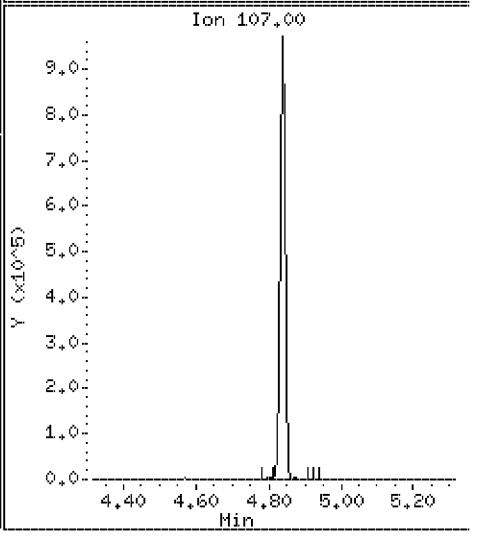

Data File: \\Svecd04\DD\chem\smsd03.i\S3042312.b\AP9CAL6.D

Date : 23-APR-2012 17:30

Client ID: AP9CAL6 Instrument: smsd03.i

Sample Info: 45956

Purge Volume: 1000.0 Operator: PEL

Column phase: HPMS-5 Column diameter: 0.25

33 N-Nitrosopiperidine Concentration: 79.7 ug/l

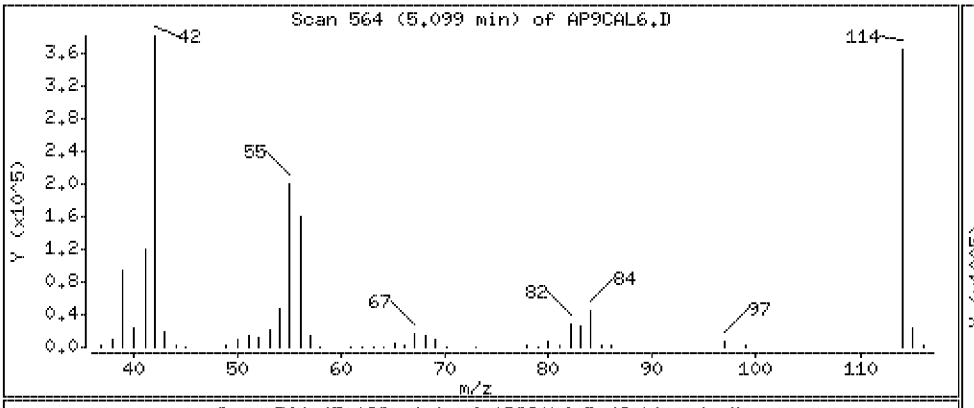

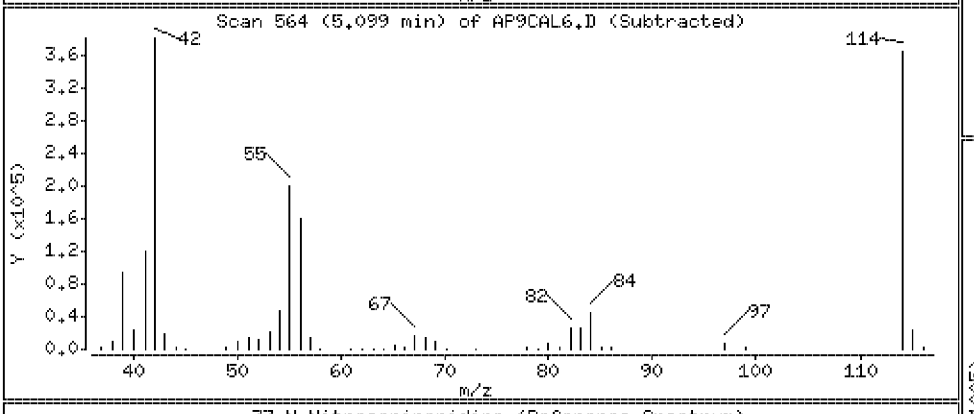

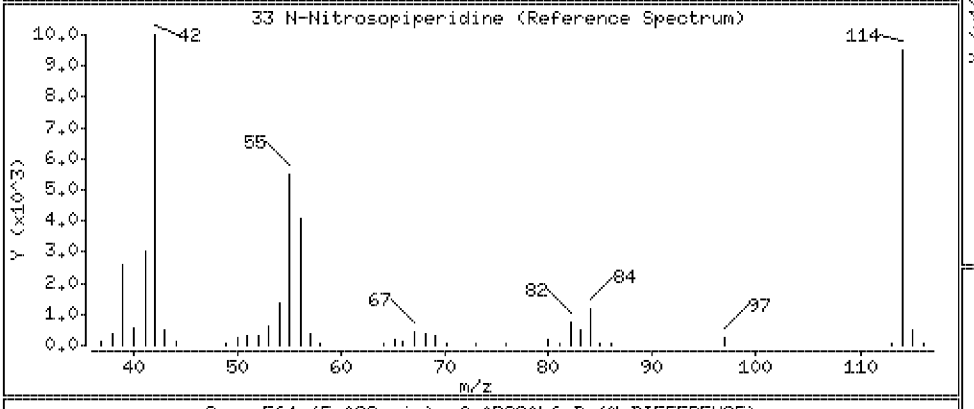

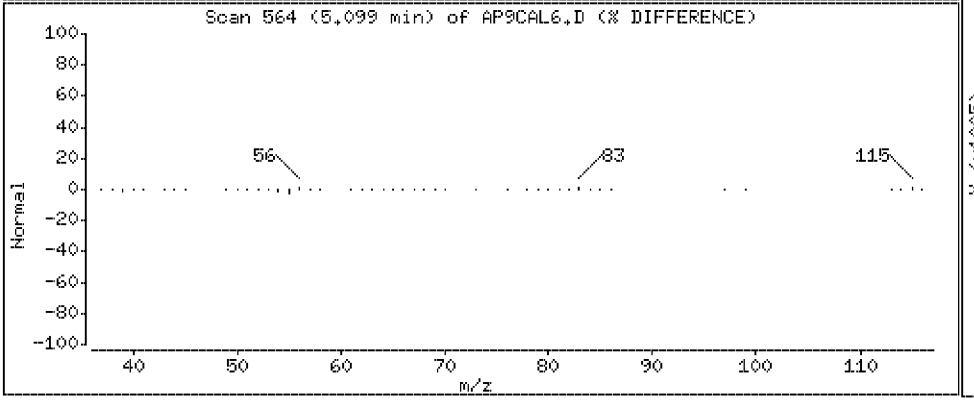

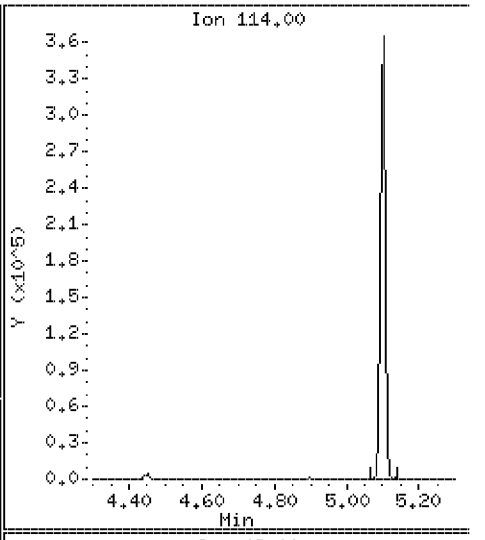

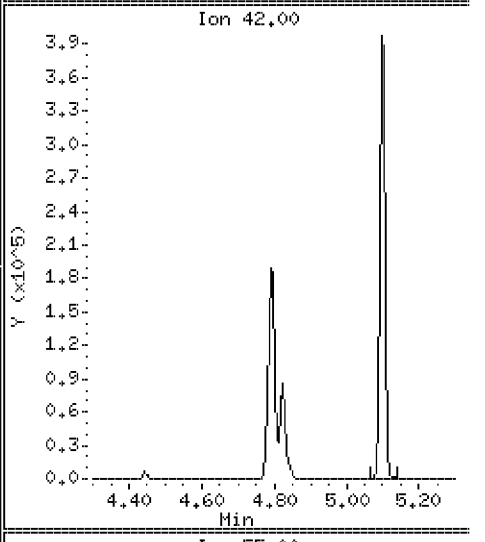

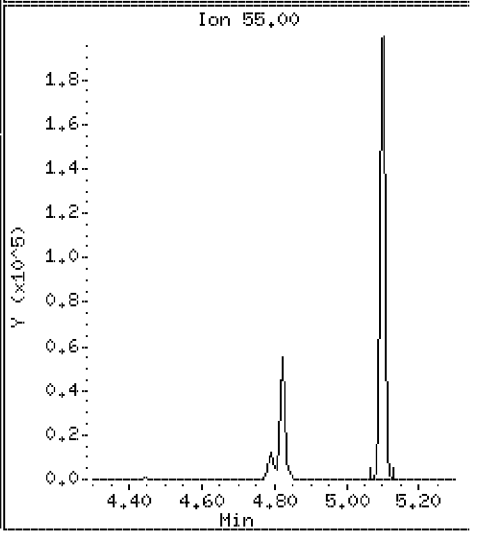

Data File: \\Svecd04\DD\chem\smsd03.i\S3042312.b\AP9CAL6.D

Date : 23-APR-2012 17:30

Client ID: AP9CAL6 | Instrument: smsd03.i

Sample Info: 45956

Purge Volume: 1000.0 | Operator: PEL

Column phase: HPMS-5 | Column diameter: 0.25

37 o,o,o-Triethylphosphorothioate | Concentration: 80.3 ug/l

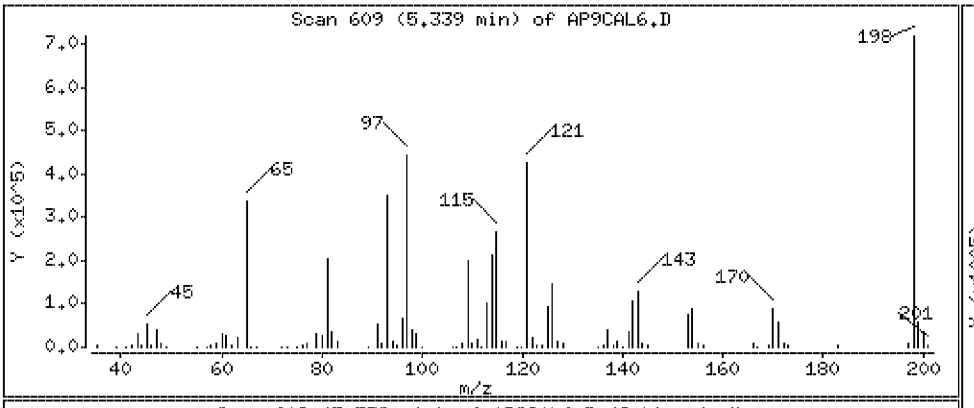

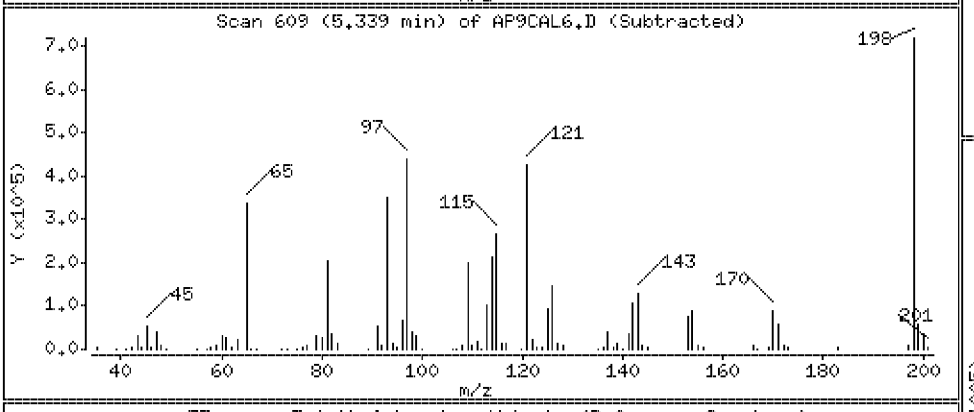

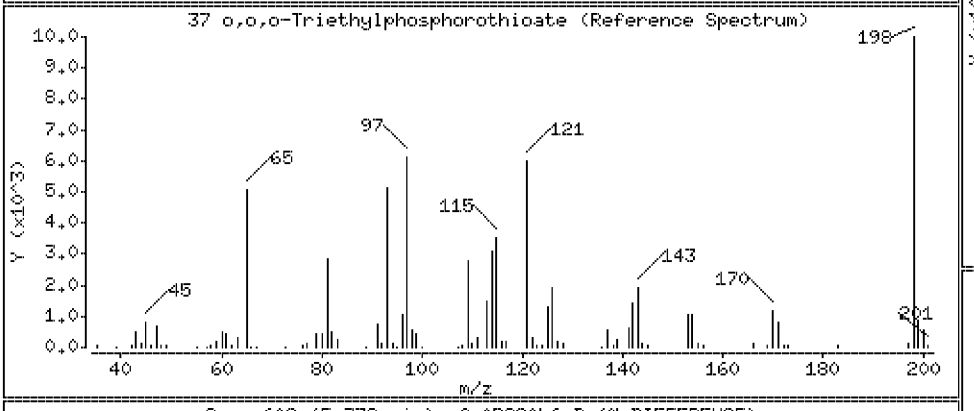

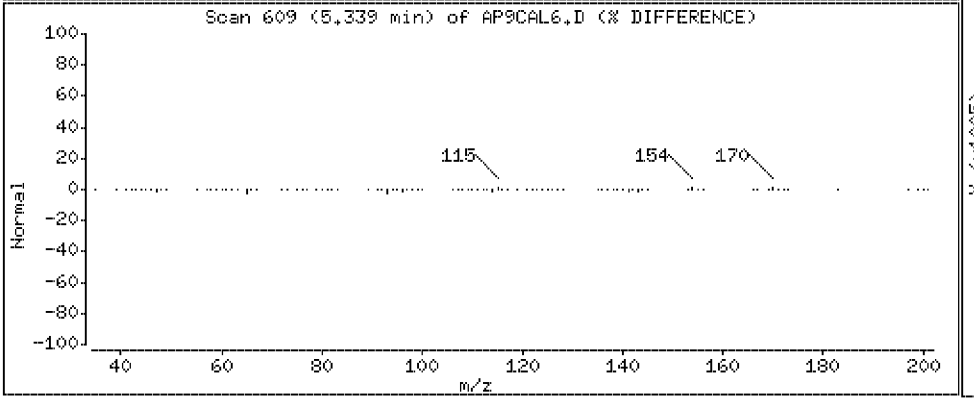

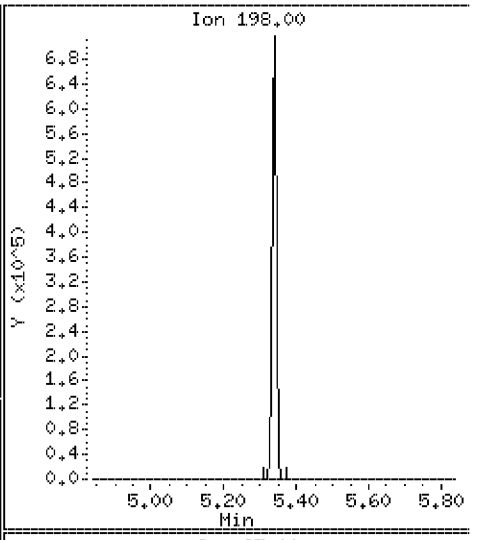

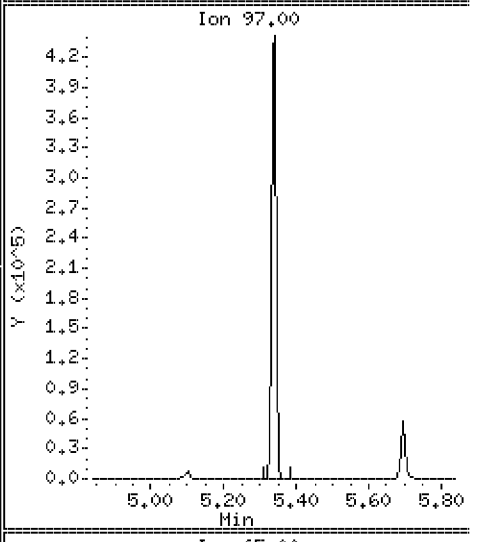

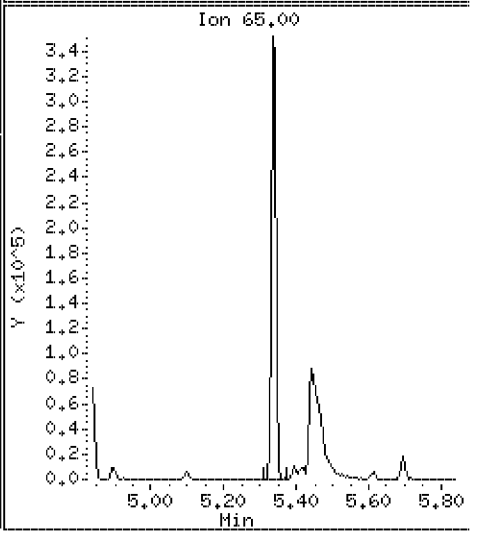

Data File: \\Svecd04\DD\chem\smsd03.i\S3042312.b\AP9CAL6.D

Date : 23-APR-2012 17:30

Client ID: AP9CAL6

Instrument: smsd03.i

Sample Info: 45956

Purge Volume: 1000.0

Operator: PEL

Column phase: HPMS-5

Column diameter: 0.25

39 a,a-Dimethylphenethylamine

Concentration: 79.9 ug/l

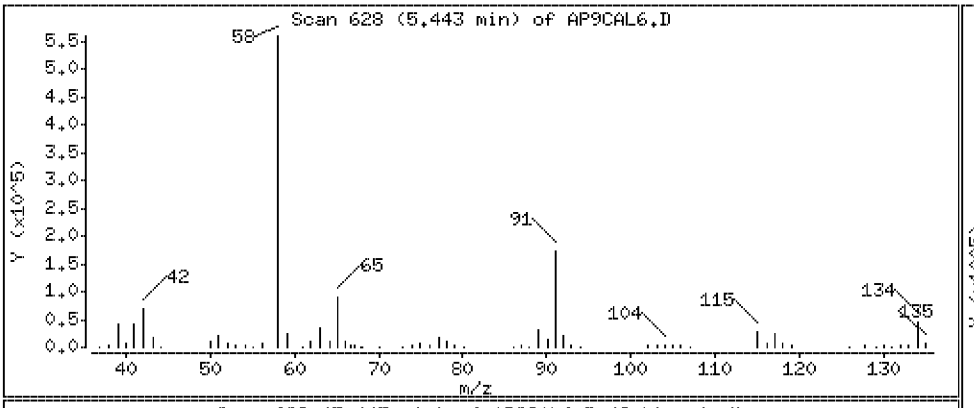

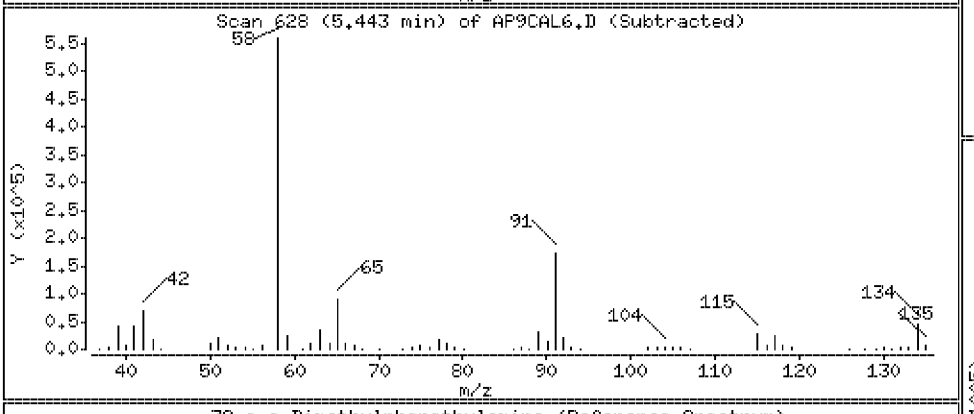

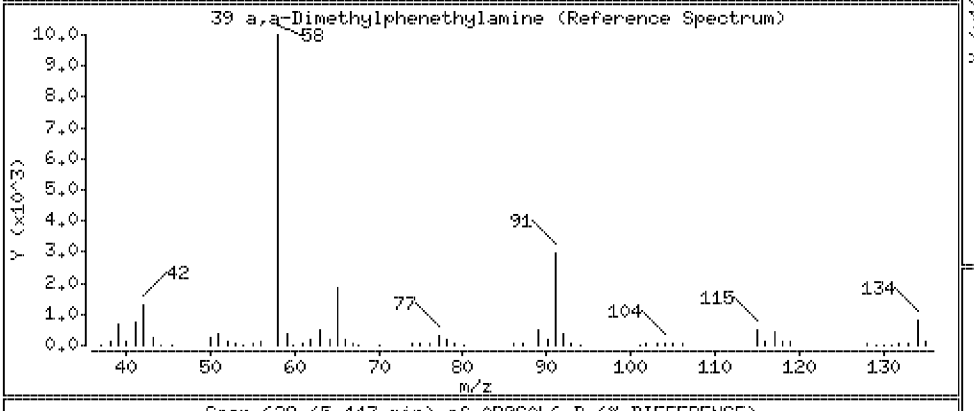

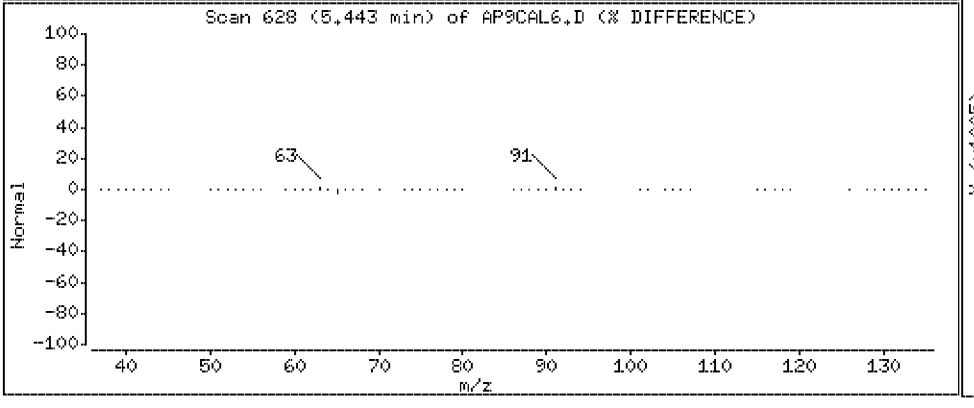

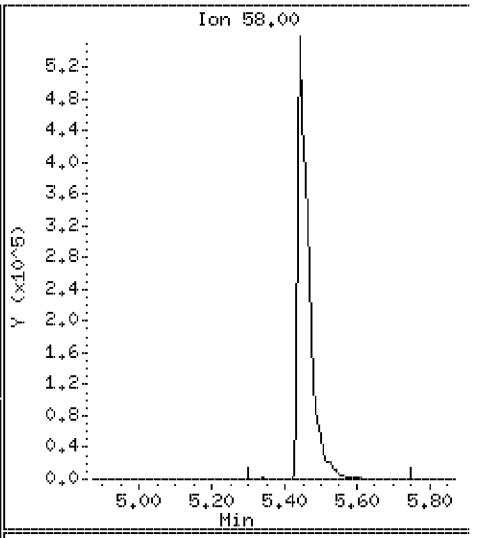

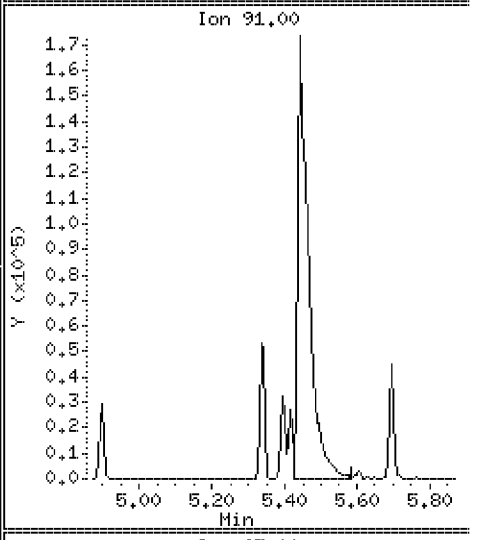

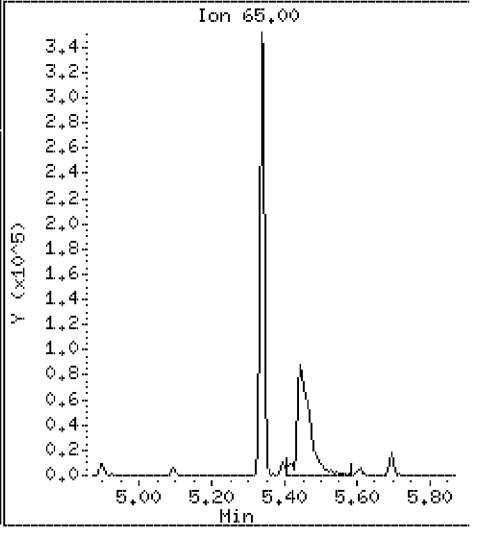

Data File: \\Svecd04\DD\chem\smsd03.i\S3042312.b\AP9CAL6.D

Date : 23-APR-2012 17:30

Client ID: AP9CAL6

Instrument: smsd03.i

Sample Info: 45956

Purge Volume: 1000.0

Operator: PEL

Column phase: HPMS-5

Column diameter: 0.25

46 2,6-Dichlorophenol

Concentration: 81.0 ug/l

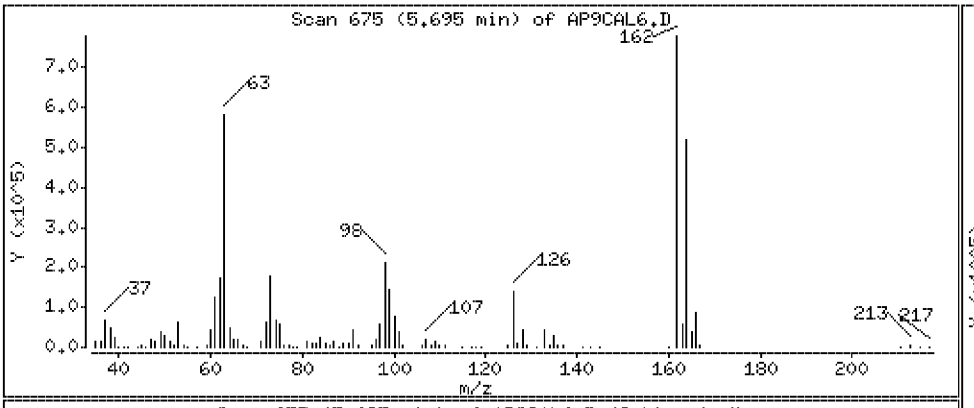

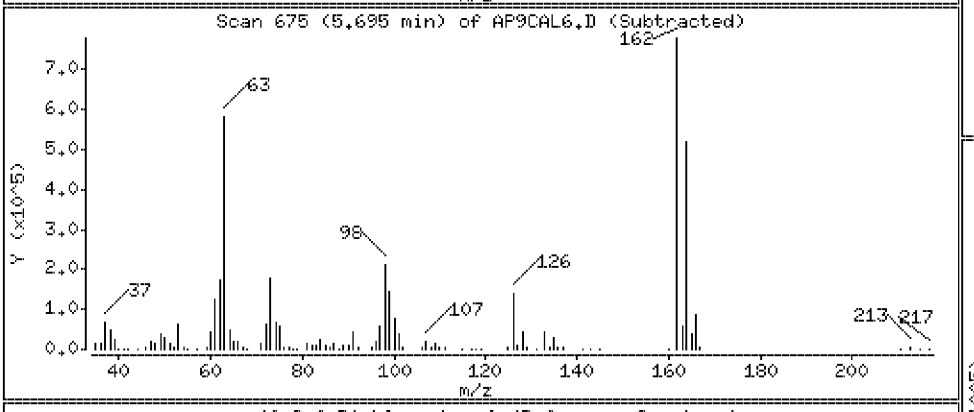

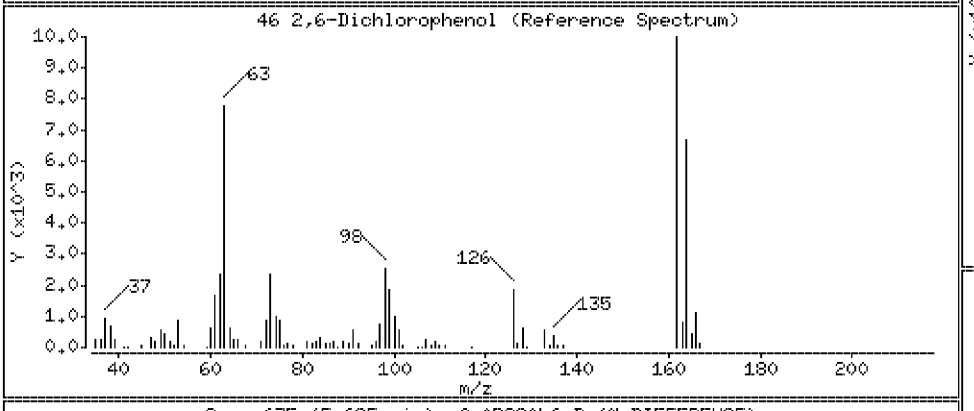

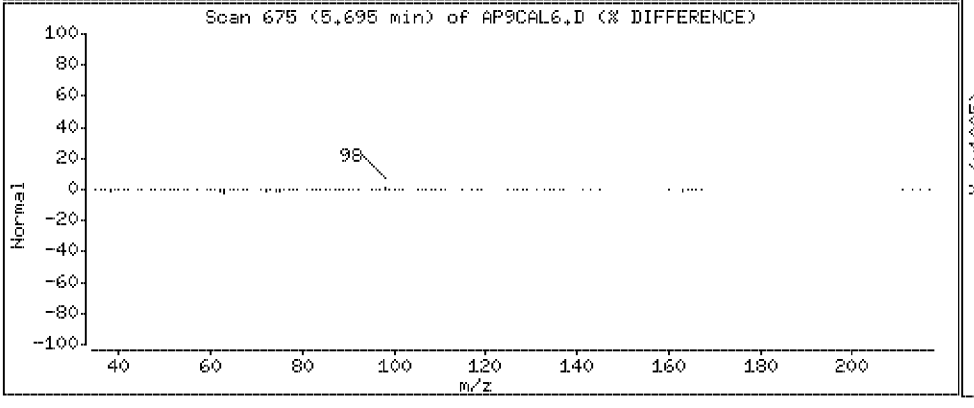

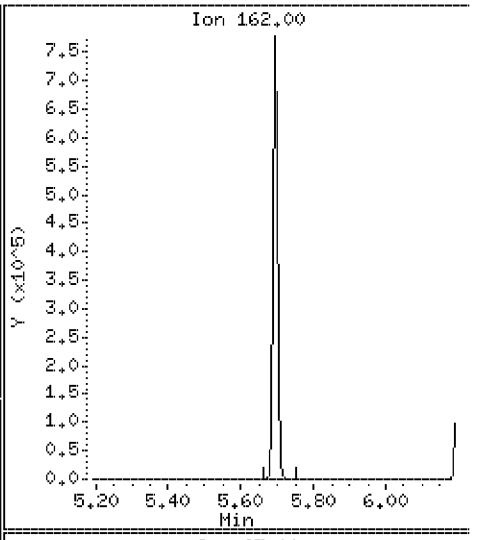

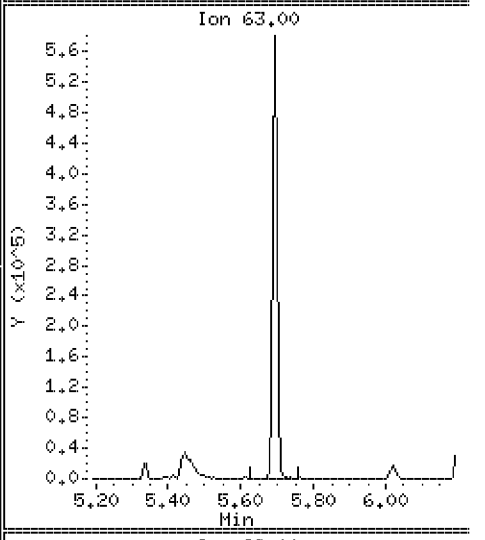

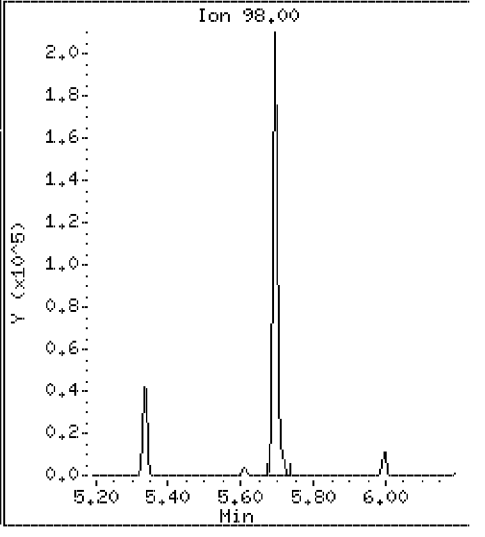

Data File: \\Svecd04\DD\chem\smsd03.i\S3042312.b\AP9CAL6.D

Date : 23-APR-2012 17:30

Client ID: AP9CAL6 | Instrument: smsd03.i

Sample Info: 45956

Purge Volume: 1000.0 | Operator: PEL

Column phase: HPMS-5 | Column diameter: 0.25

47 Hexachloropropene | Concentration: 80.2 ug/l

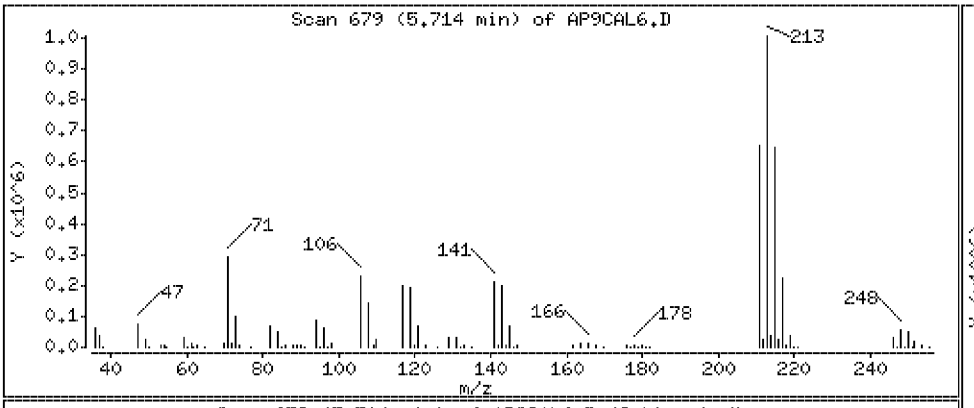

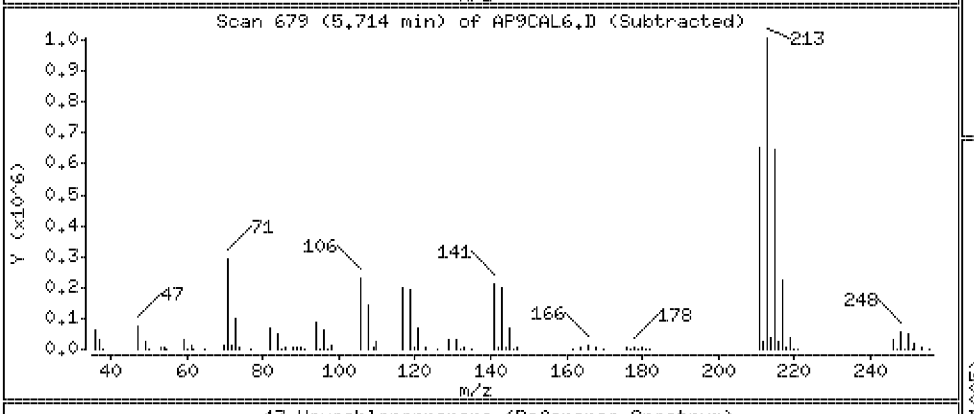

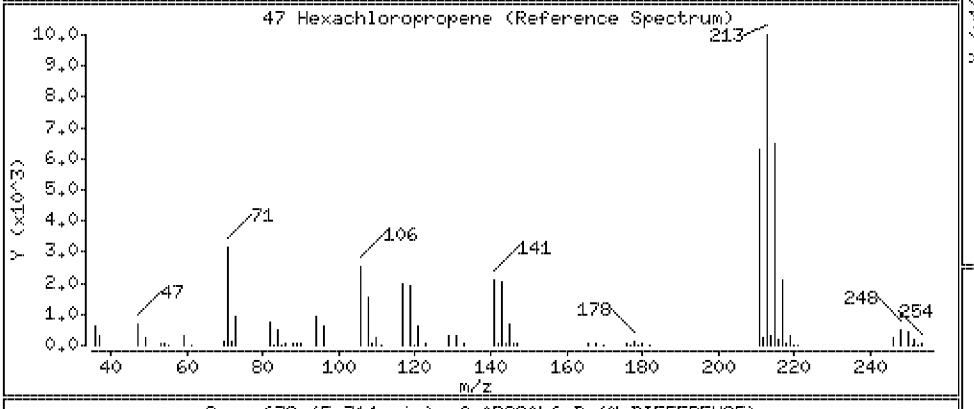

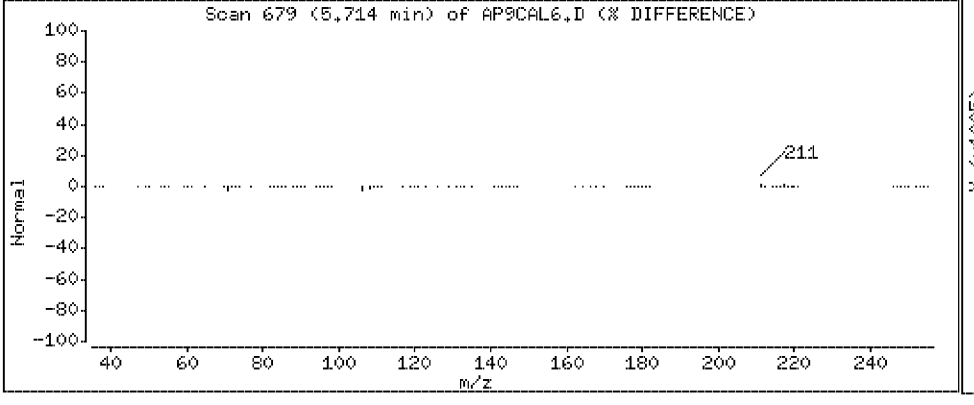

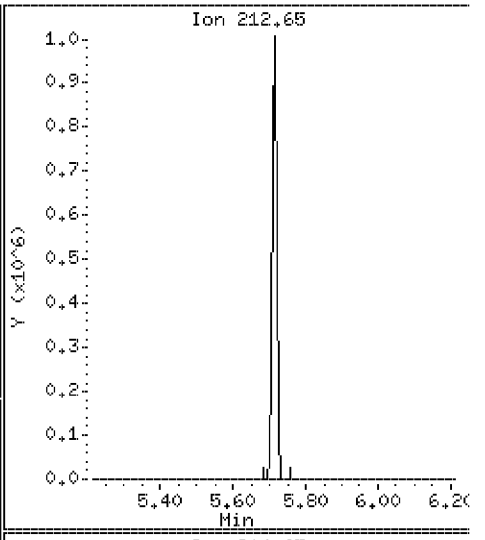

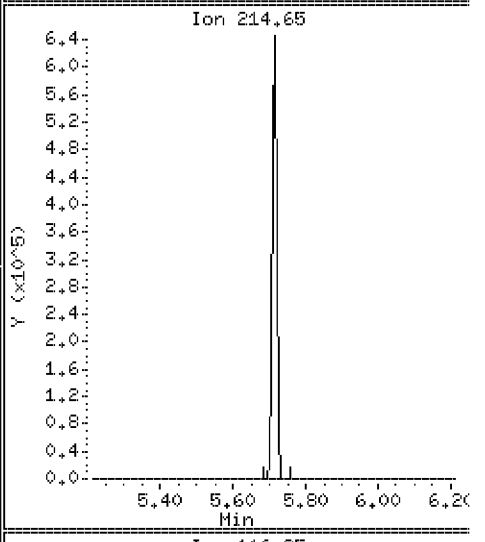

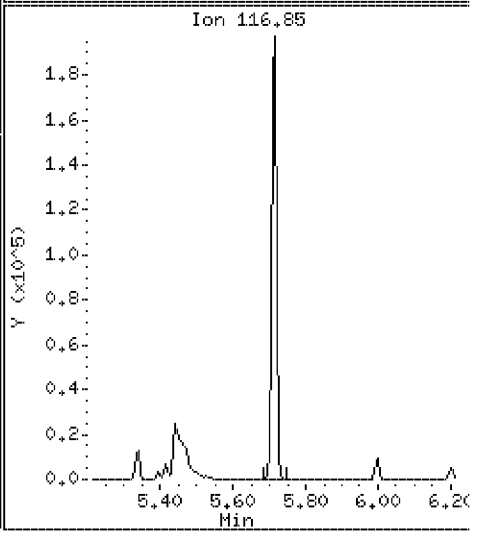

Data File: \\Svecd04\DD\chem\smsd03.i\S3042312.b\AP9CAL6.D

Date : 23-APR-2012 17:30

Client ID: AP9CAL6 | Instrument: smsd03.i

Sample Info: 45956

Purge Volume: 1000.0 | Operator: PEL

Column phase: HPMS-5 | Column diameter: 0.25

49 N-Nitrosodi-n-butylamine | Concentration: 83.5 ug/l

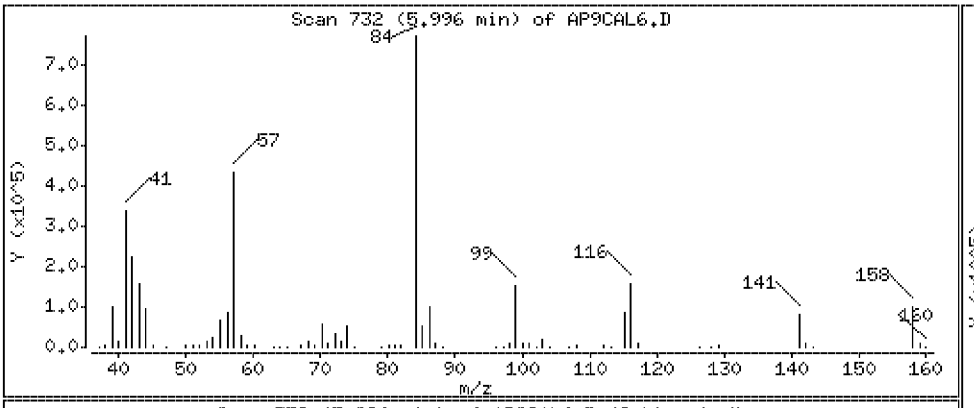

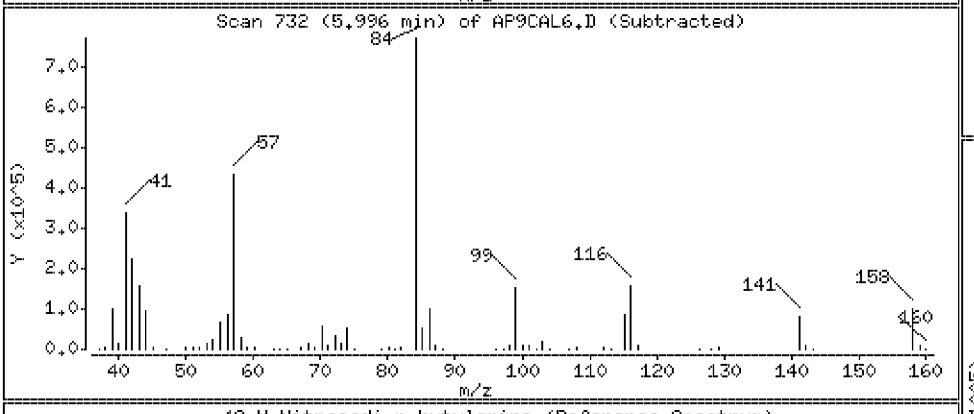

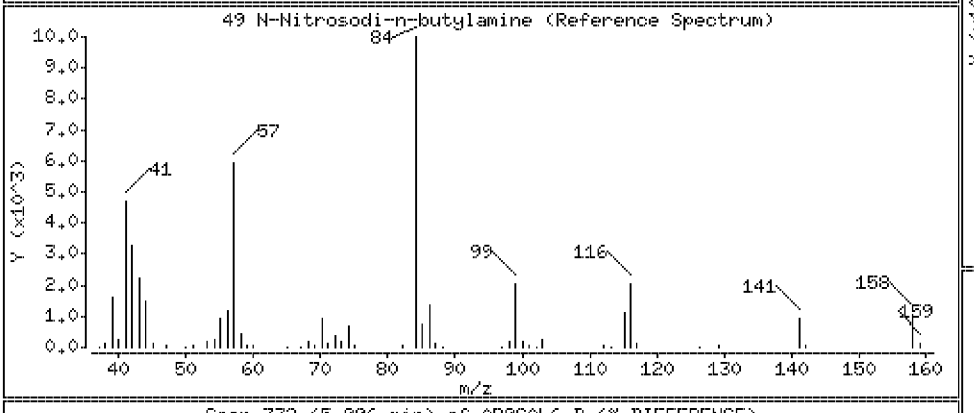

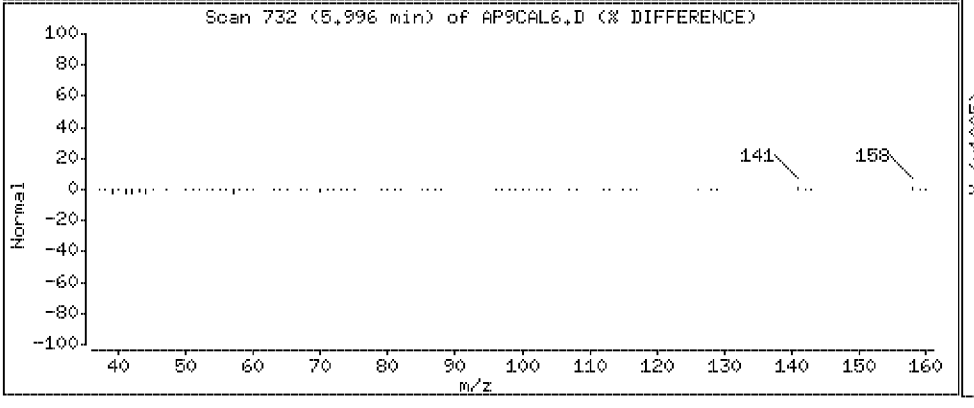

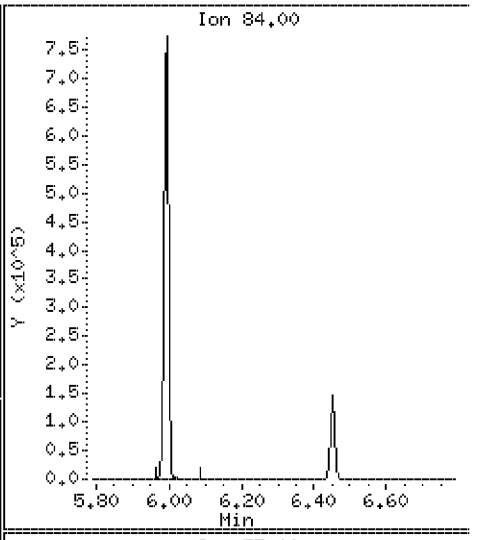

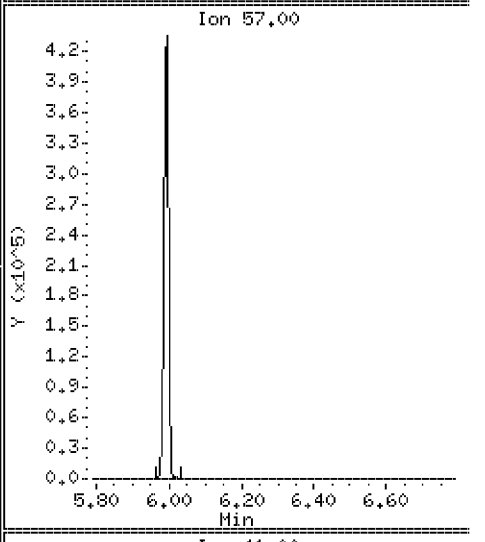

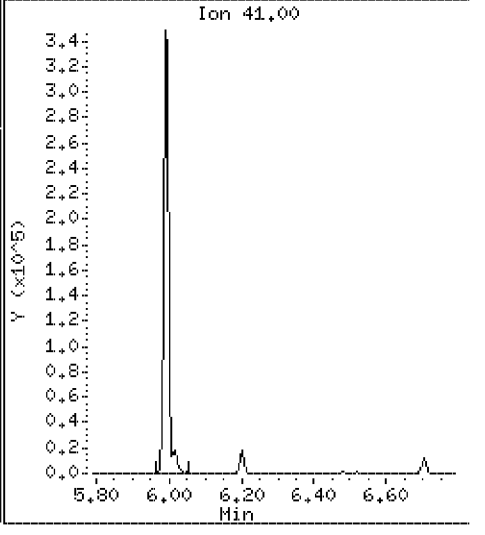

Data File: \\Svecd04\DD\chem\smsd03.i\S3042312.b\AP9CAL6.D

Date : 23-APR-2012 17:30

Client ID: AP9CAL6 | Instrument: smsd03.i

Sample Info: 45956

Purge Volume: 1000.0 | Operator: PEL

Column phase: HPMS-5 | Column diameter: 0.25

52 Isosafrole | Concentration: 83.2 ug/l

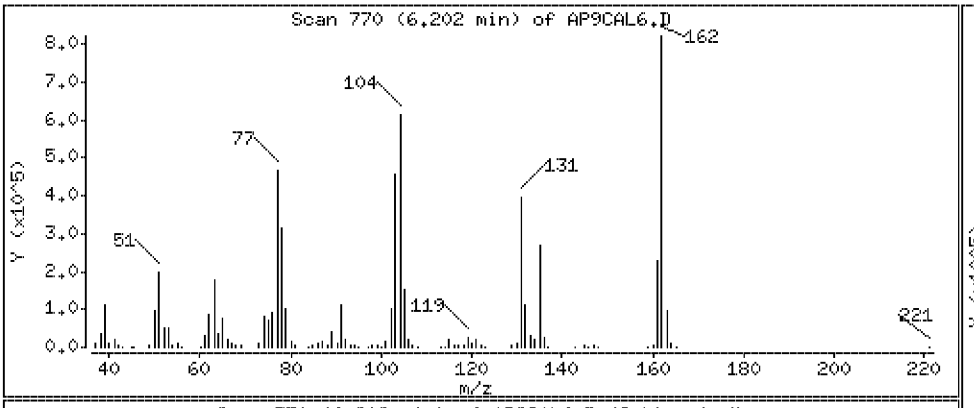

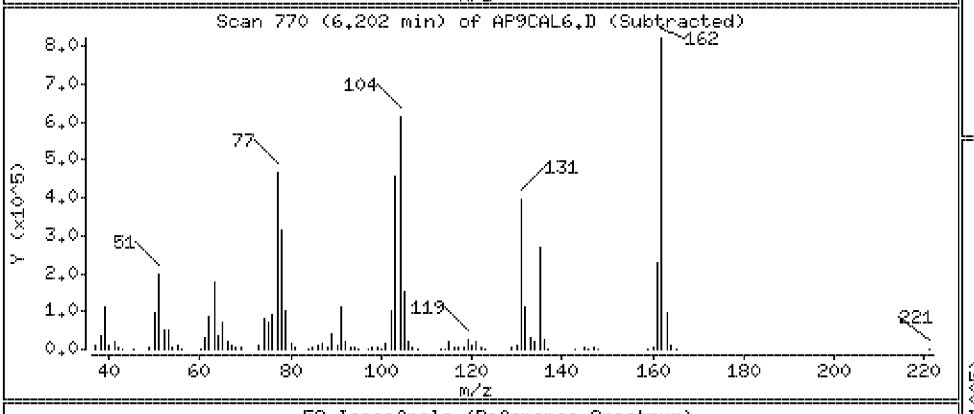

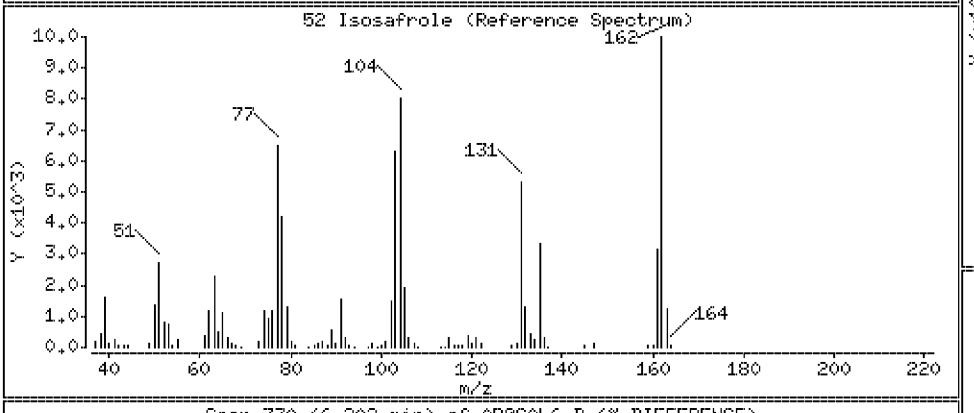

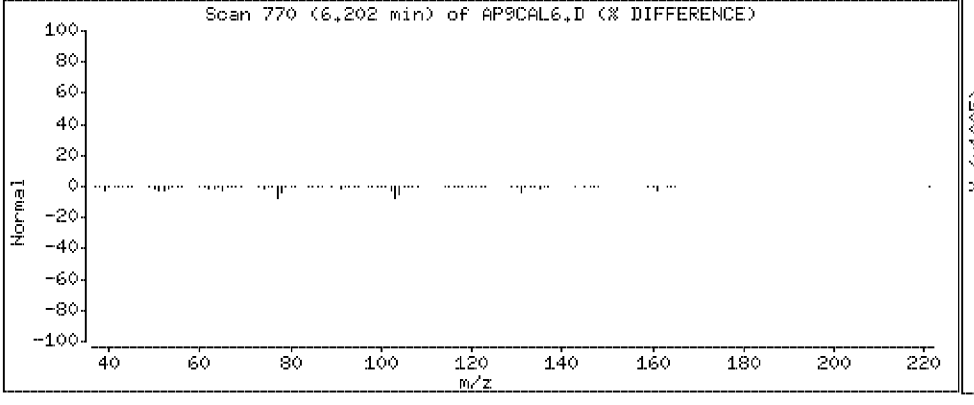

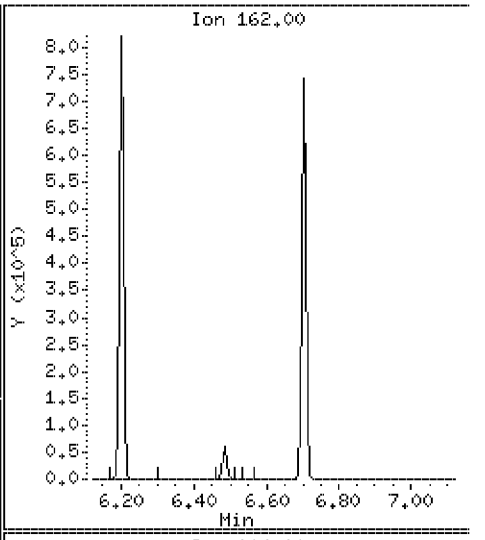

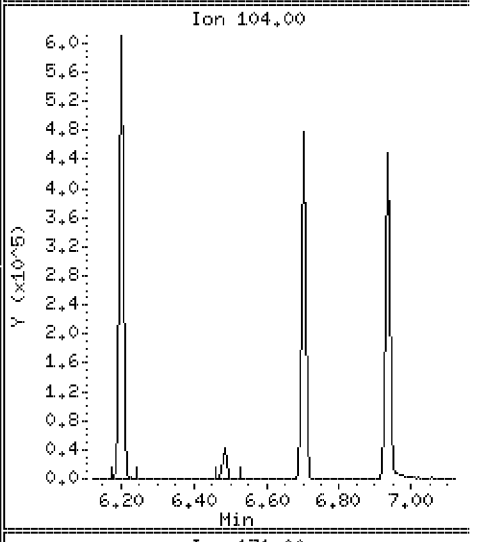

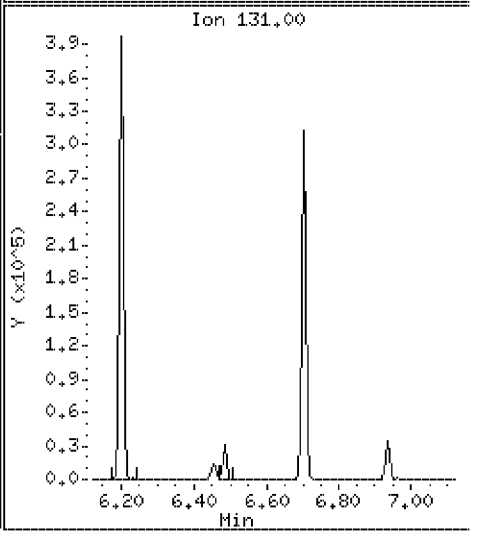

Data File: \\Svecd04\DD\chem\smsd03.i\S3042312.b\AP9CAL6.D

Date : 23-APR-2012 17:30

Client ID: AP9CAL6 | Instrument: smsd03.i

Sample Info: 45956

Purge Volume: 1000.0 | Operator: PEL

Column phase: HPMS-5 | Column diameter: 0.25

56 1,2,4,5-Tetrachlorobenzene | Concentration: 80.7 ug/l

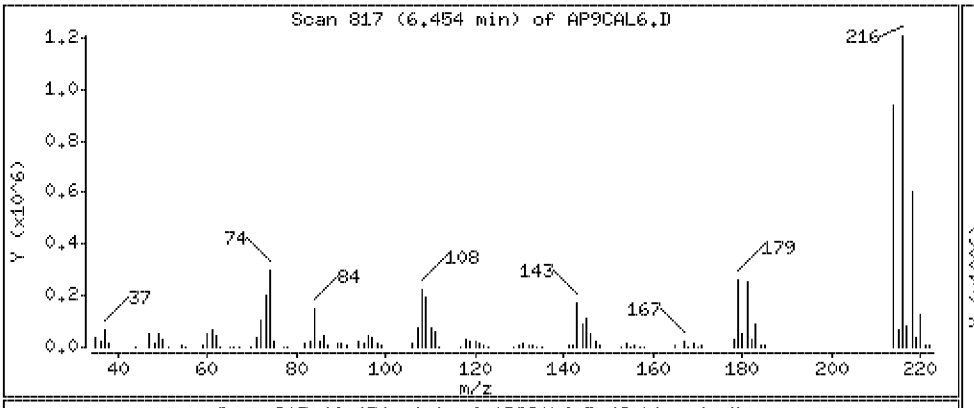

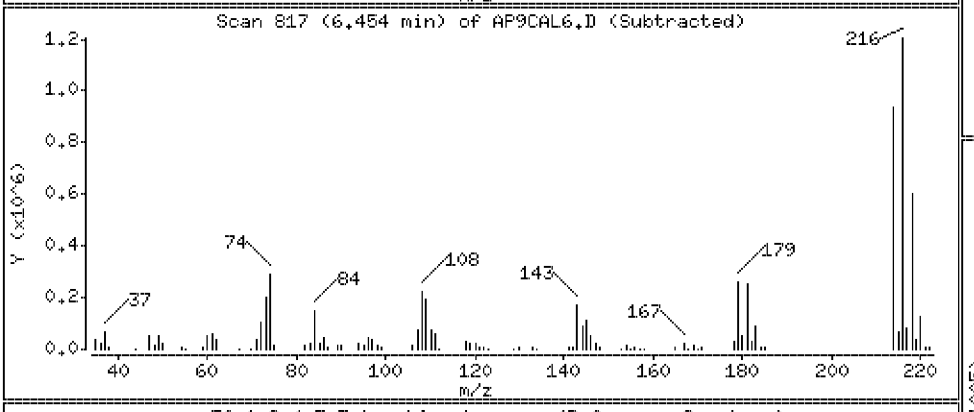

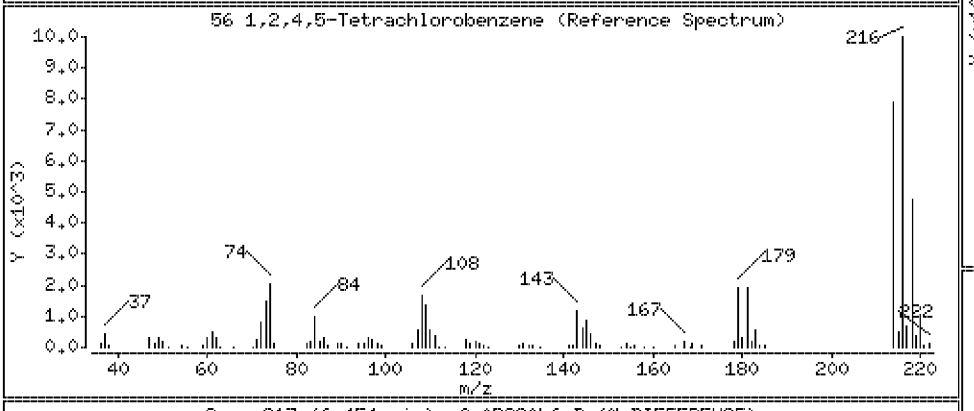

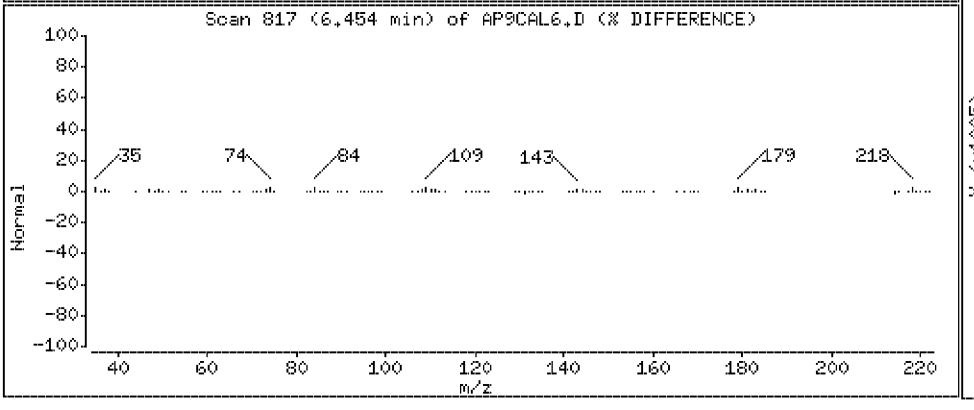

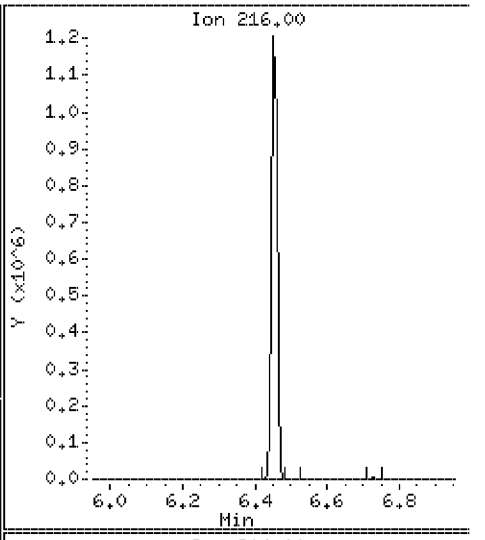

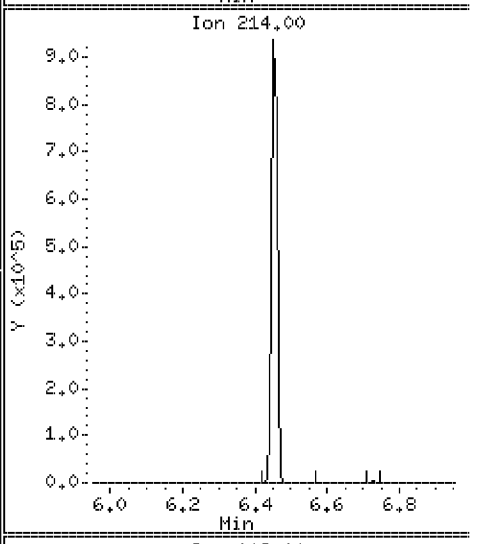

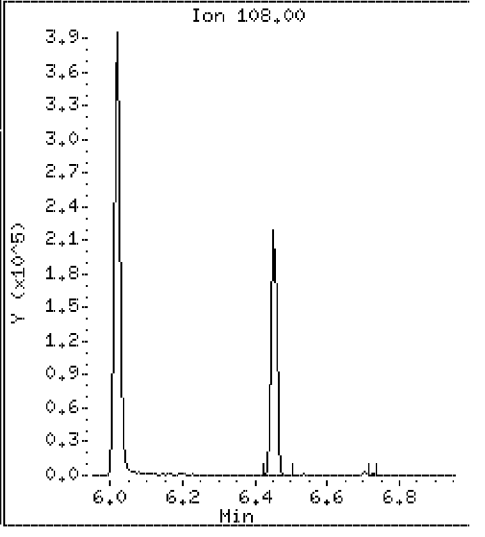

Data File: \\Svecd04\DD\chem\smsd03.i\S3042312.b\AP9CAL6.D

Date : 23-APR-2012 17:30

Client ID: AP9CAL6

Instrument: smsd03.i

Sample Info: 45956

Purge Volume: 1000.0

Operator: PEL

Column phase: HPMS-5

Column diameter: 0.25

60 Safrole

Concentration: 81.0 ug/l

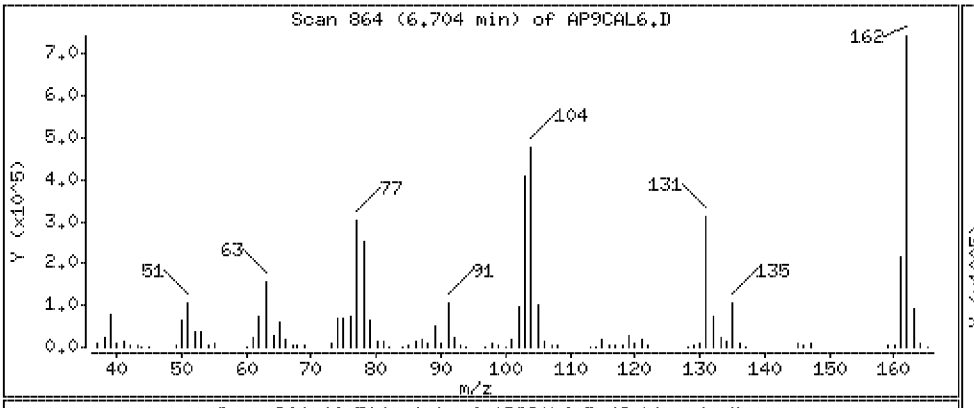

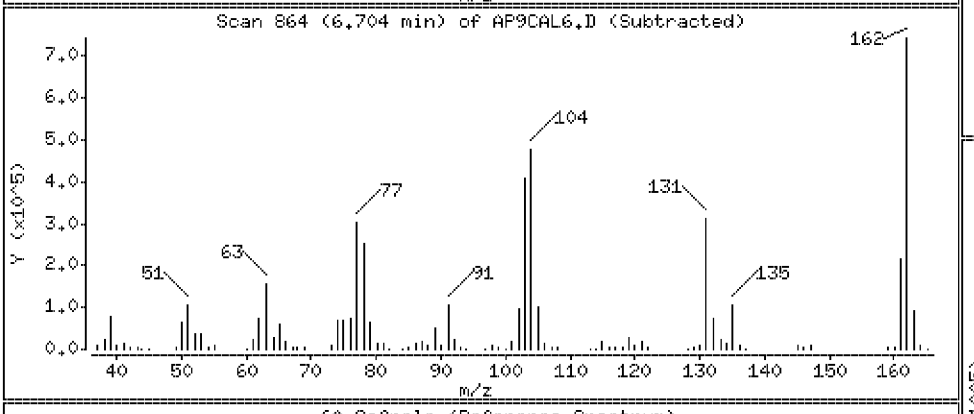

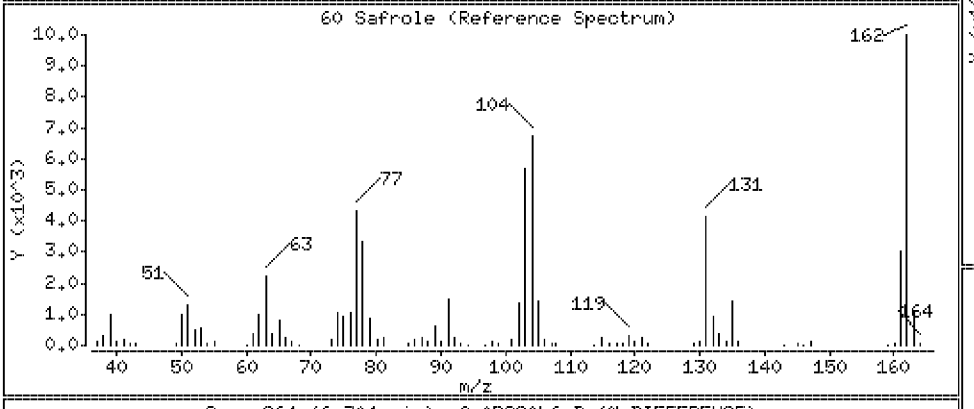

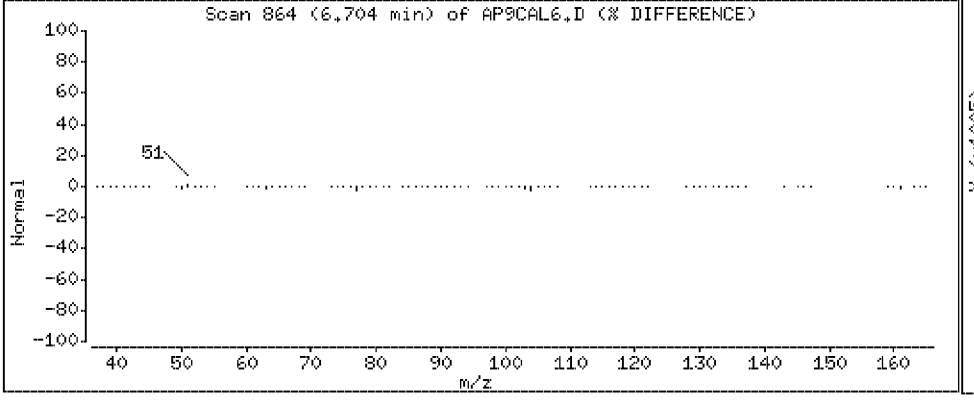

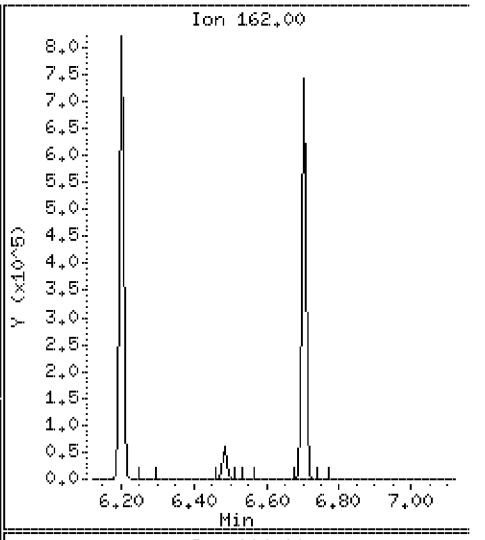

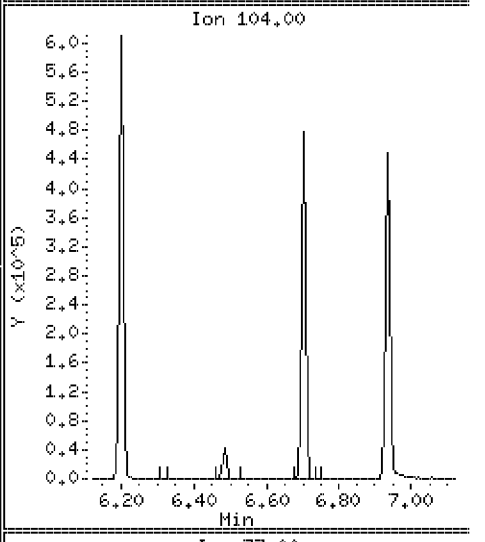

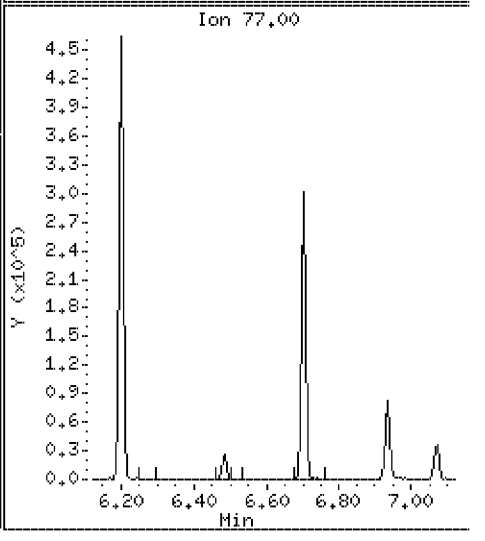

Data File: \\Svecd04\DD\chem\smsd03.i\S3042312.b\AP9CAL6.D

Date : 23-APR-2012 17:30

Client ID: AP9CAL6 Instrument: smsd03.i

Sample Info: 45956

Purge Volume: 1000.0 Operator: PEL

Column phase: HPMS-5 Column diameter: 0.25

64 1,4-Naphthoquinone Concentration: 80.7 ug/l

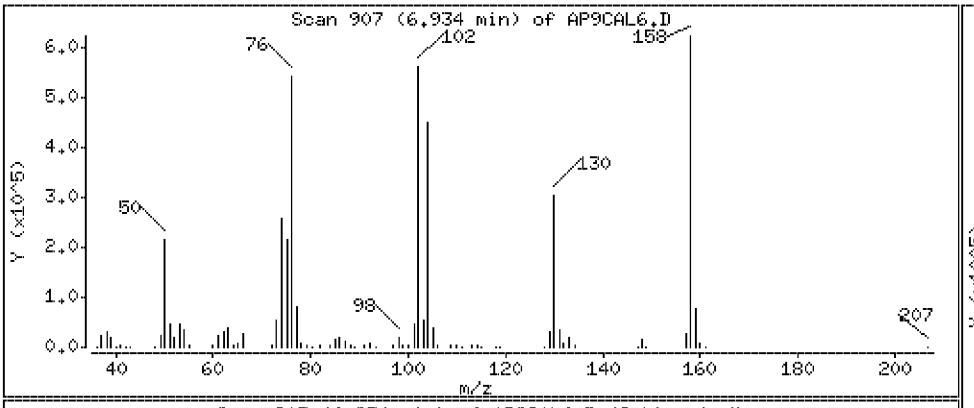

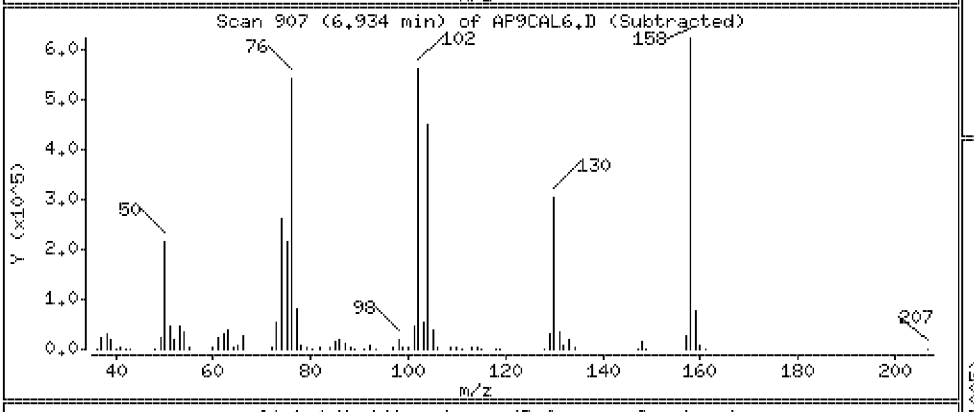

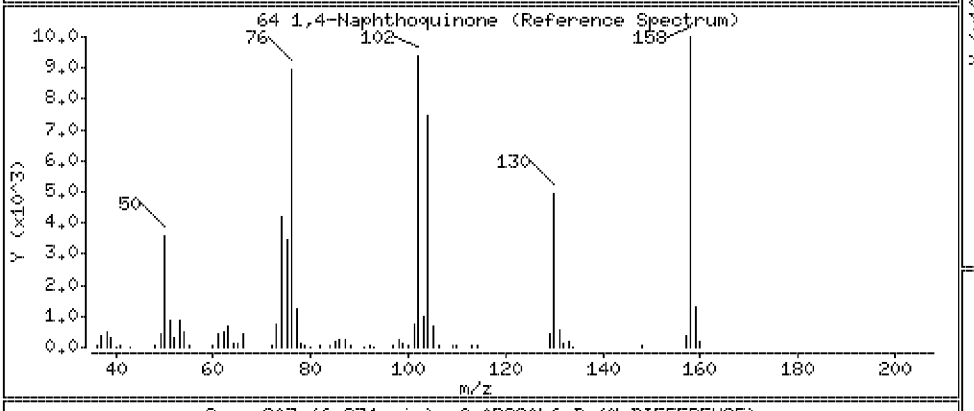

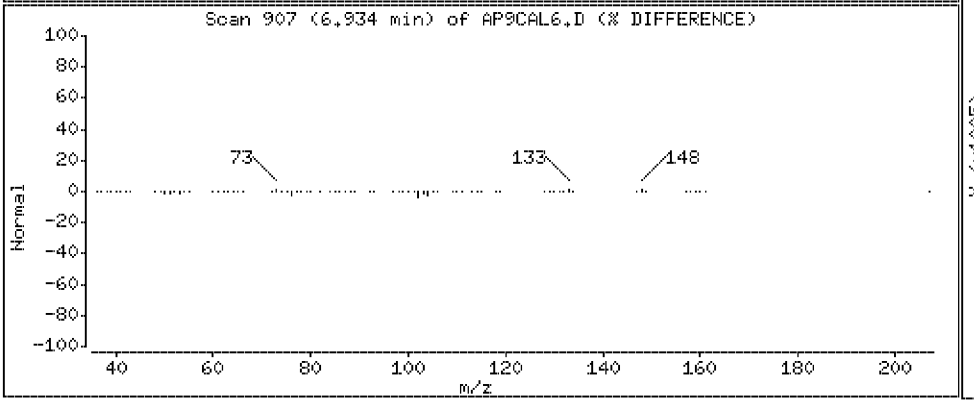

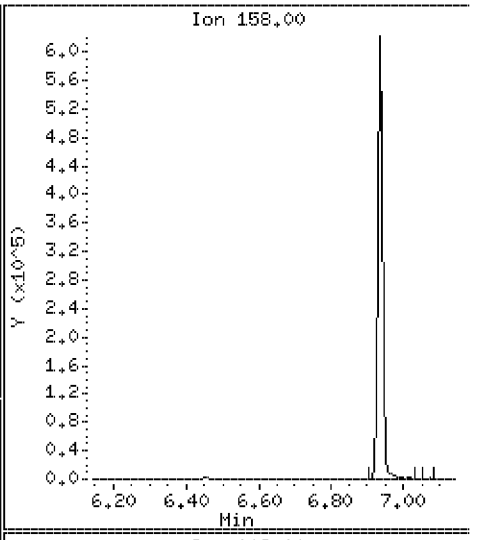

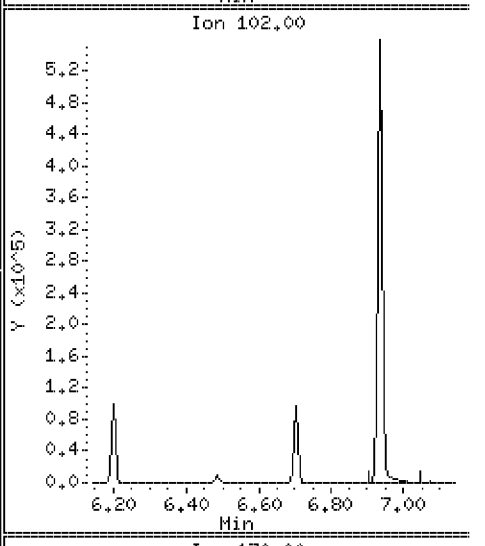

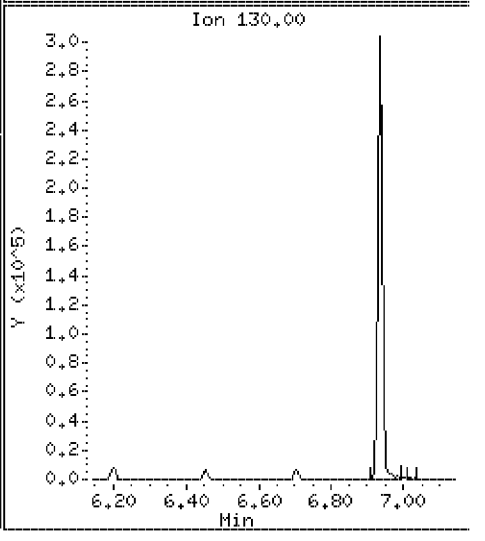

Data File: \\Svecd04\DD\chem\smsd03.i\S3042312.b\AP9CAL6.D

Date : 23-APR-2012 17:30

Client ID: AP9CAL6 | Instrument: smsd03.i

Sample Info: 45956

Purge Volume: 1000.0 | Operator: PEL

Column phase: HPMS-5 | Column diameter: 0.25

66 1,3-Dinitrobenzene | Concentration: 81.1 ug/l

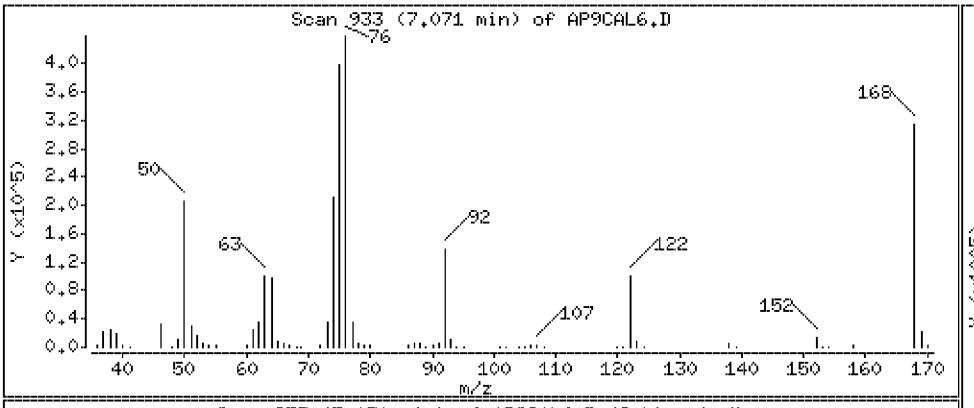

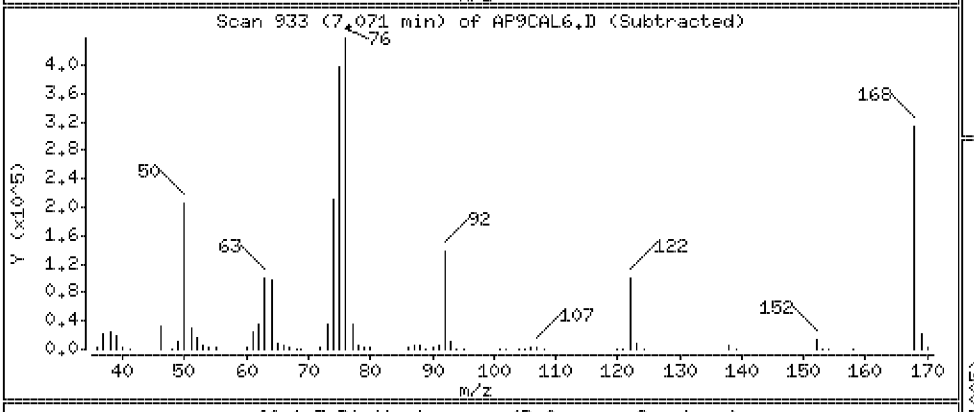

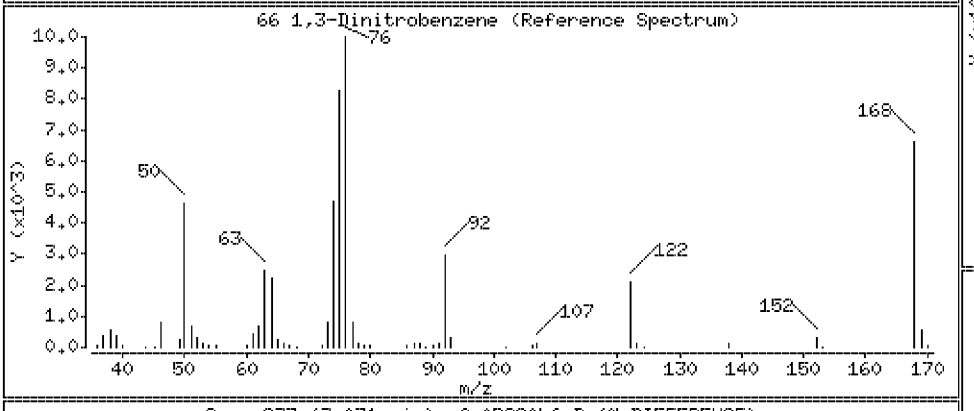

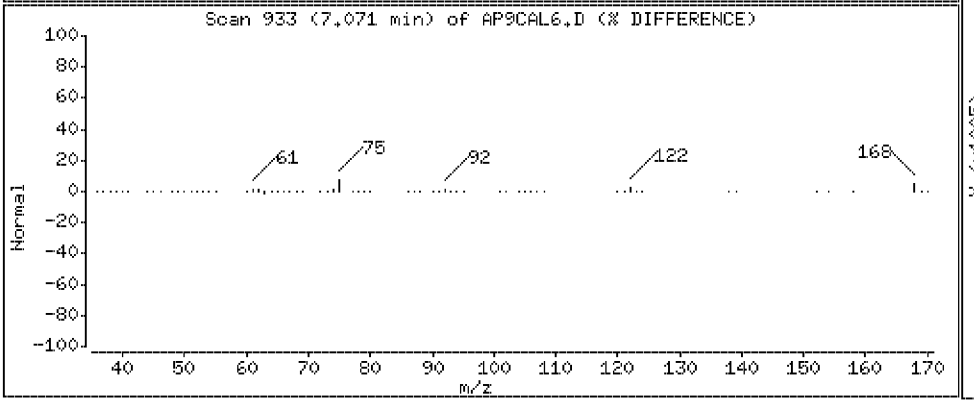

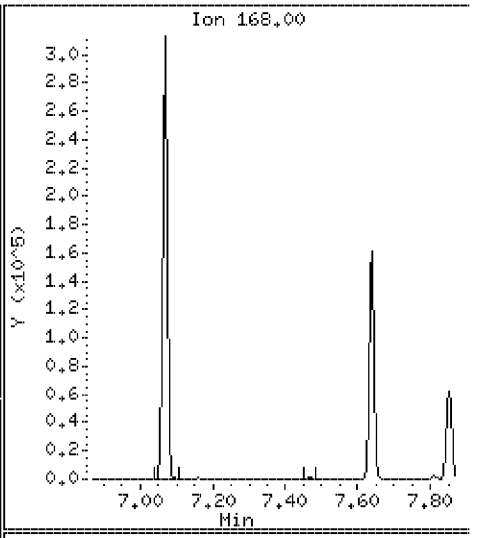

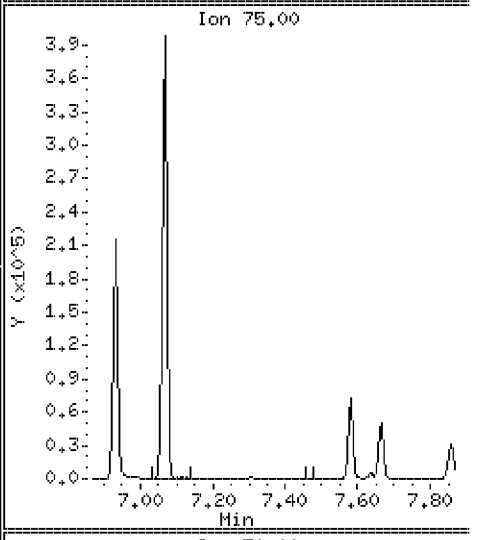

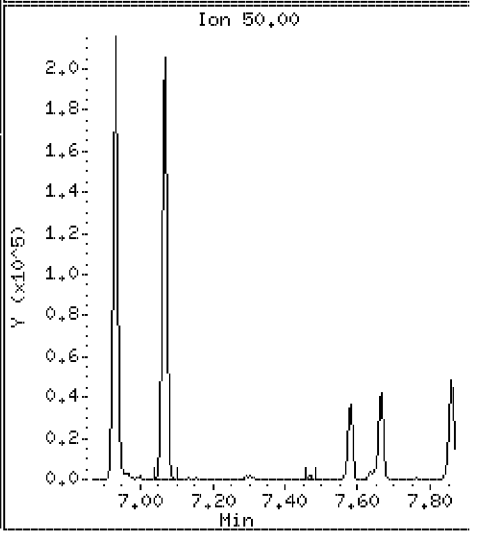

Data File: \\Svecd04\DD\chem\smsd03.i\S3042312.b\AP9CAL6.D

Date : 23-APR-2012 17:30

Client ID: AP9CAL6 | Instrument: smsd03.i

Sample Info: 45956

Purge Volume: 1000.0 | Operator: PEL

Column phase: HPMS-5 | Column diameter: 0.25

73 Pentachlorobenzene | Concentration: 80.1 ug/l

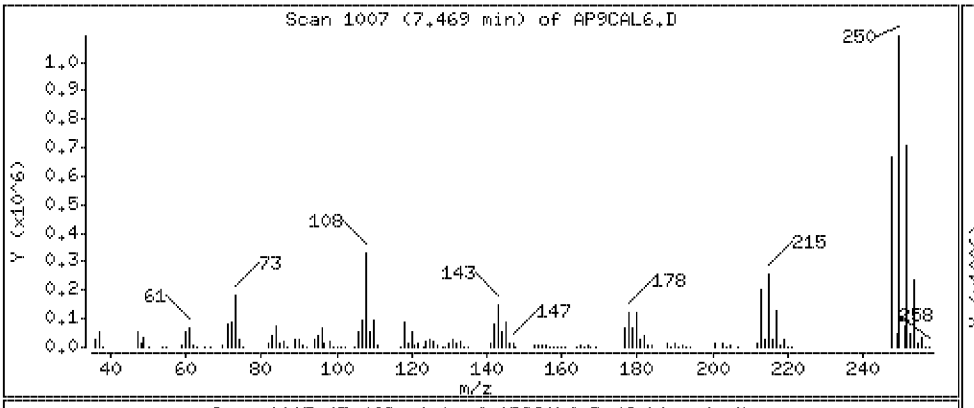

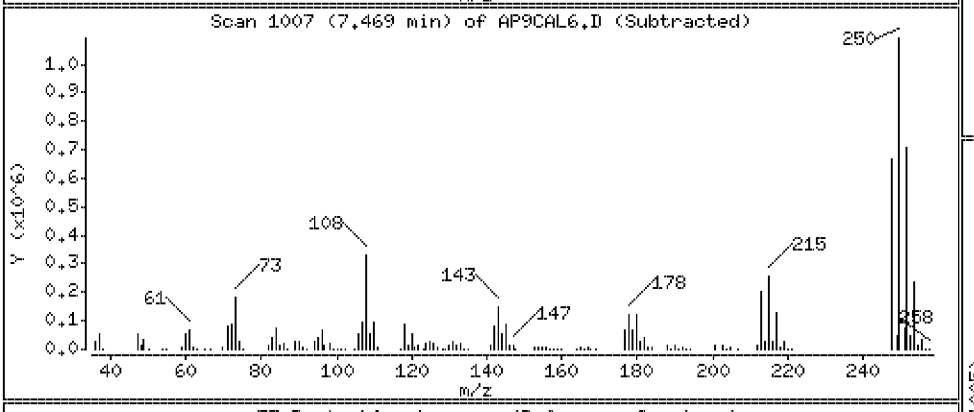

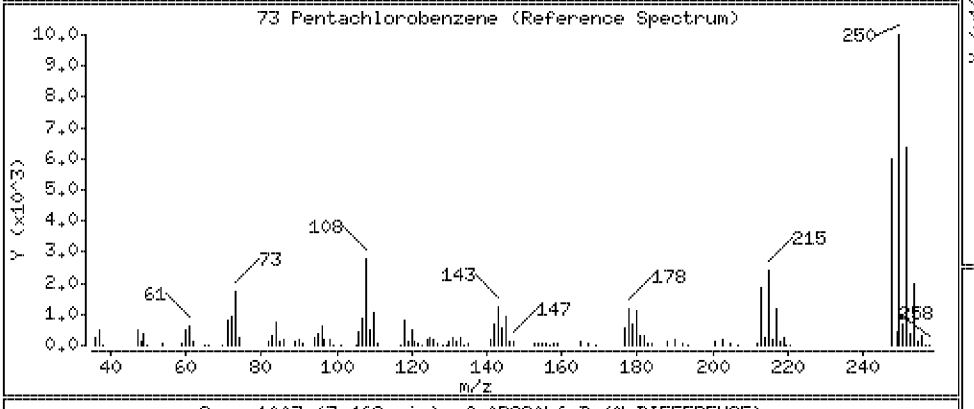

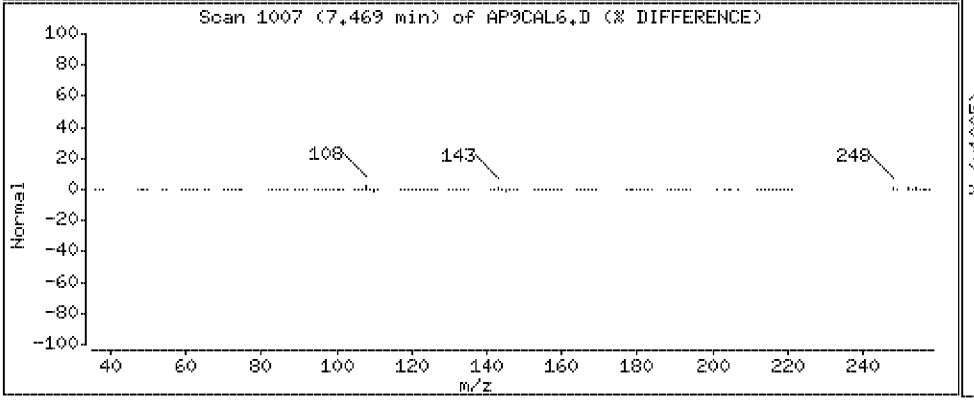

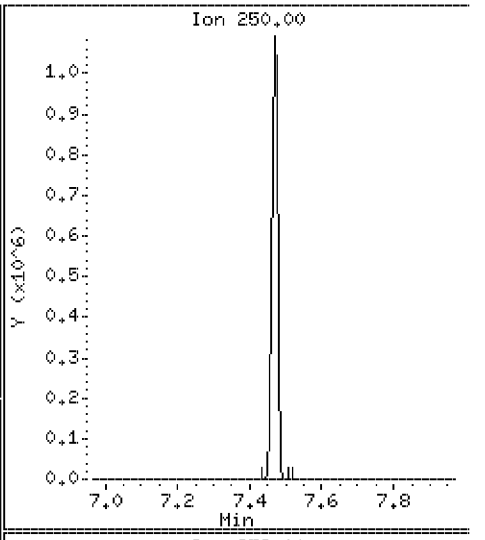

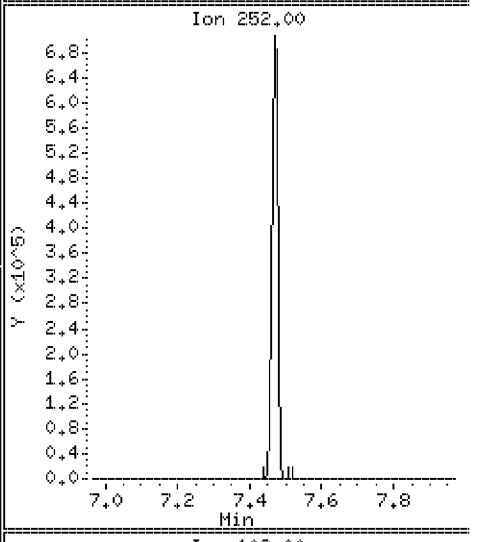

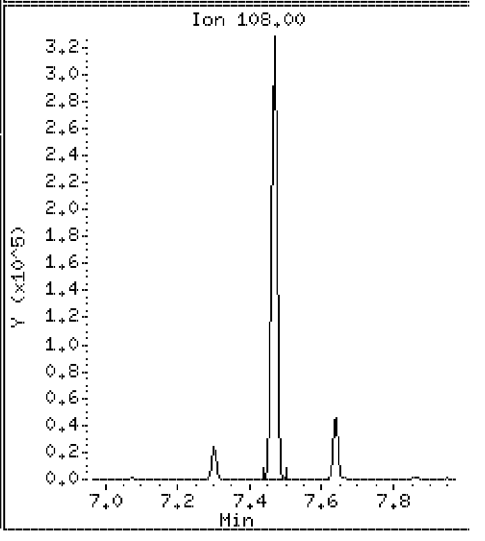

Data File: \\Svecd04\DD\chem\smsd03.i\S3042312.b\AP9CAL6.D

Date : 23-APR-2012 17:30

Client ID: AP9CAL6 Instrument: smsd03.i

Sample Info: 45956

Purge Volume: 1000.0 Operator: PEL

Column phase: HPMS-5 Column diameter: 0.25

77 1-Naphthylamine Concentration: 79.3 ug/l

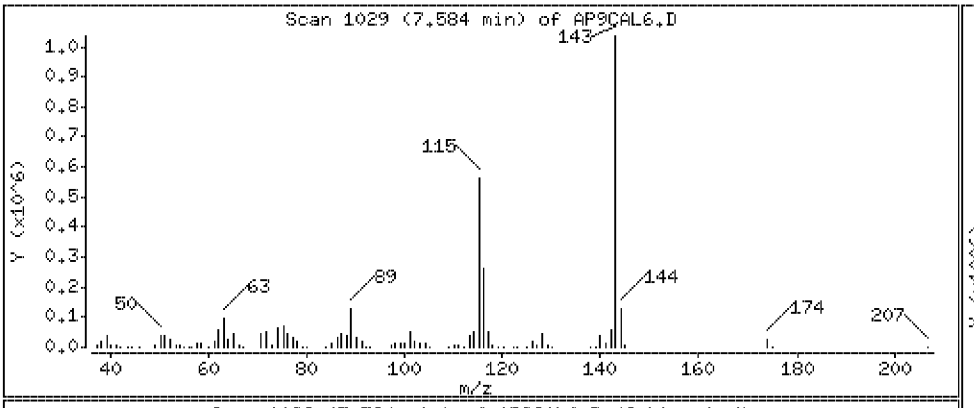

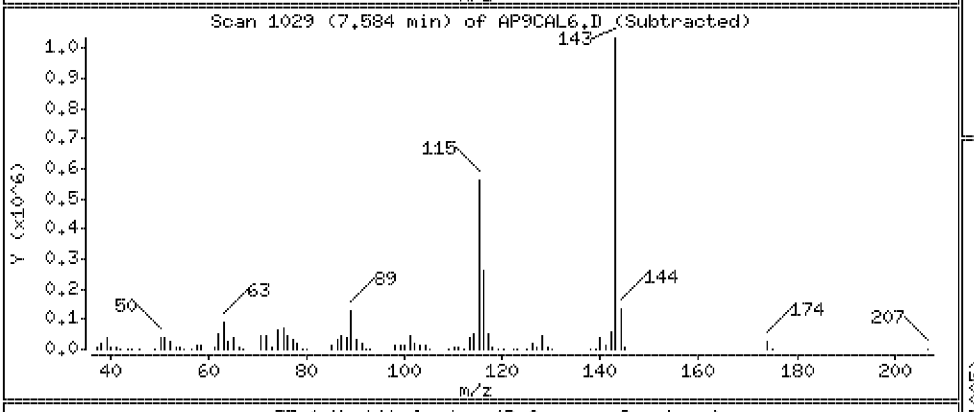

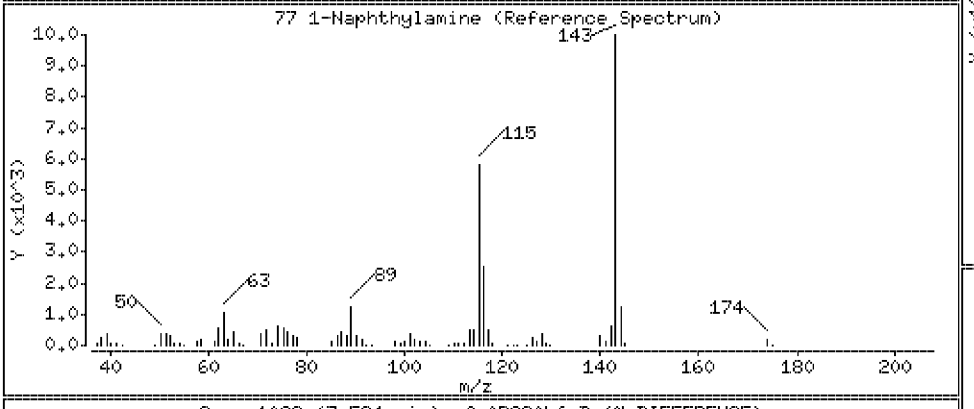

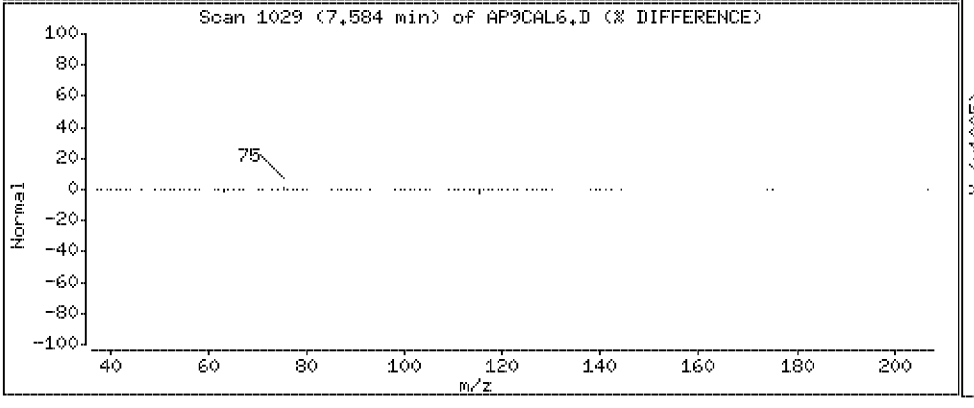

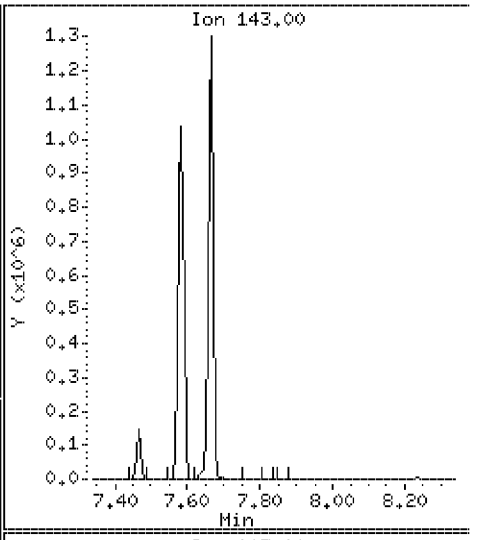

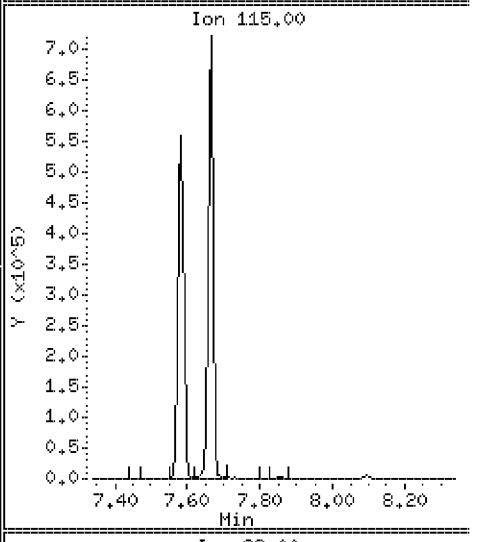

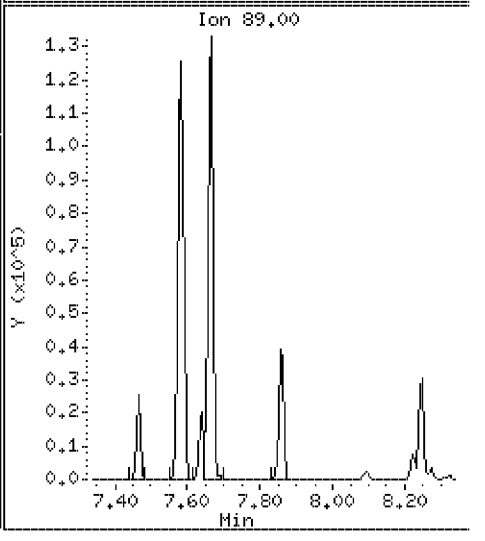

Data File: \\Svecd04\DD\chem\smsd03.i\S3042312.b\AP9CAL6.D

Date : 23-APR-2012 17:30

Client ID: AP9CAL6 | Instrument: smsd03.i

Sample Info: 45956

Purge Volume: 1000.0 | Operator: PEL

Column phase: HPMS-5 | Column diameter: 0.25

78 2,3,4,6-Tetrachlorophenol | Concentration: 80.5 ug/l

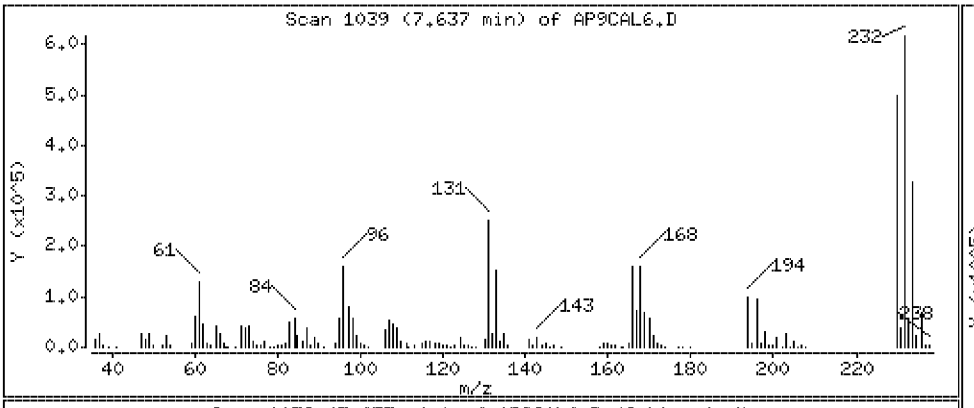

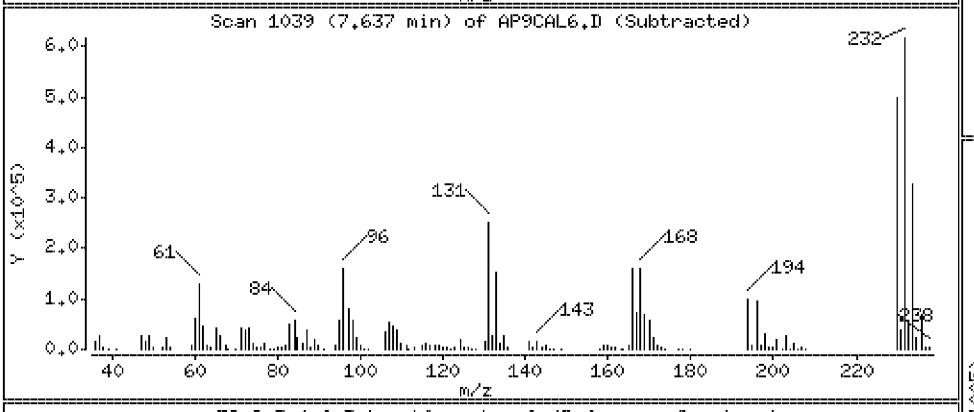

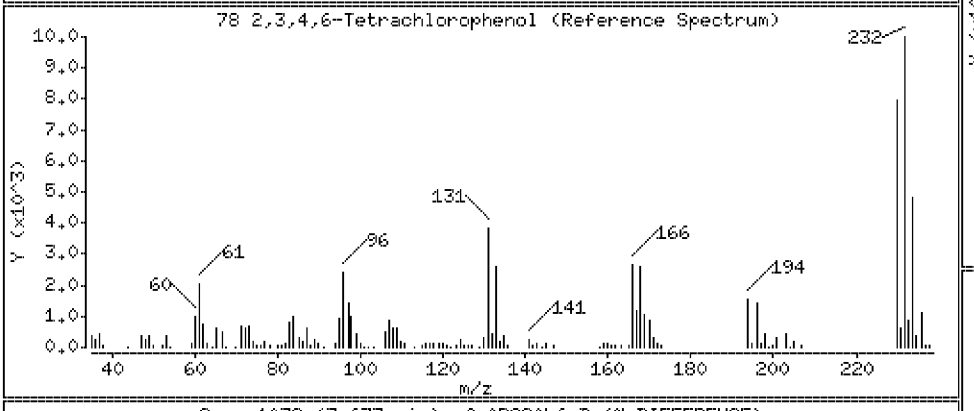

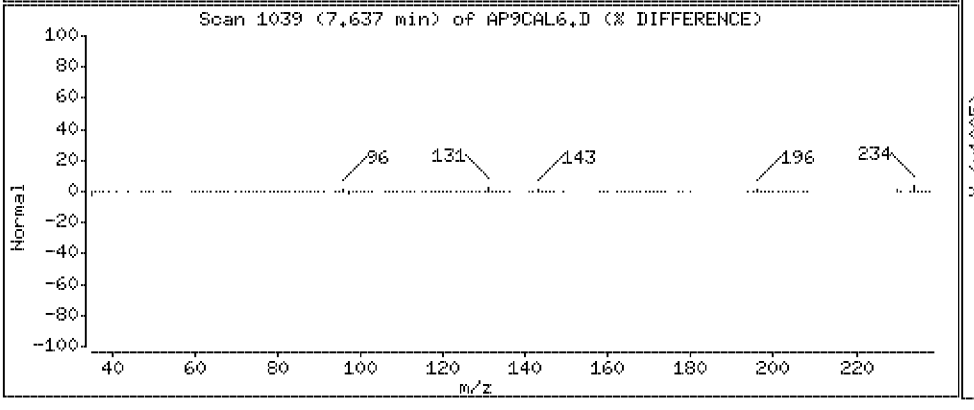

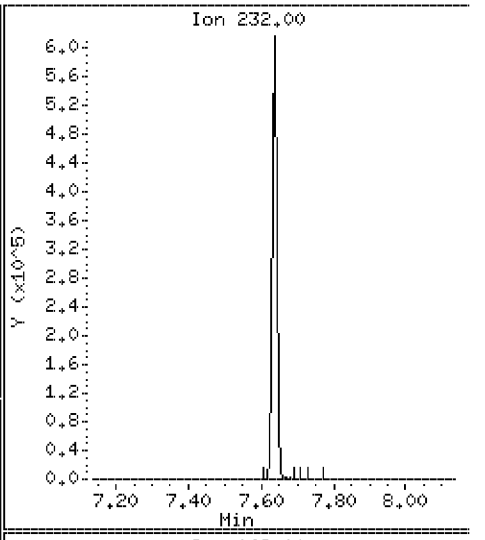

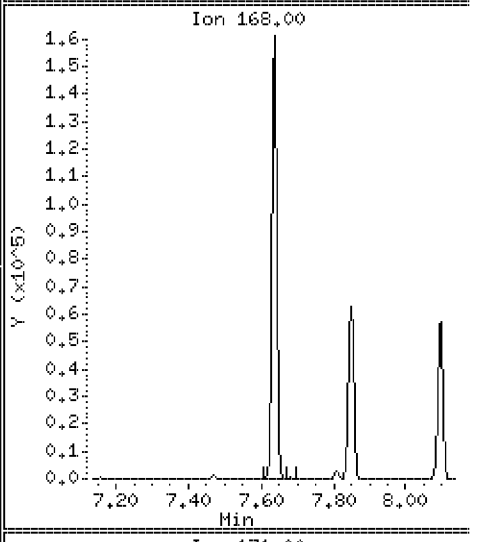

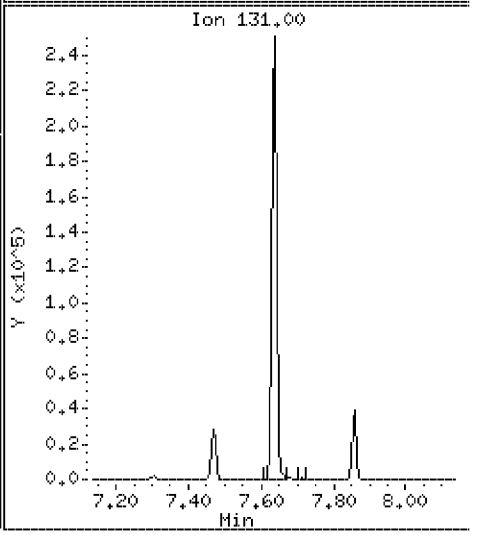

Data File: \\Svecd04\DD\chem\smsd03.i\S3042312.b\AP9CAL6.D

Date : 23-APR-2012 17:30

Client ID: AP9CAL6 Instrument: smsd03.i

Sample Info: 45956

Purge Volume: 1000.0 Operator: PEL

Column phase: HPMS-5 Column diameter: 0.25

79 2-Naphthylamine Concentration: 79.2 ug/l

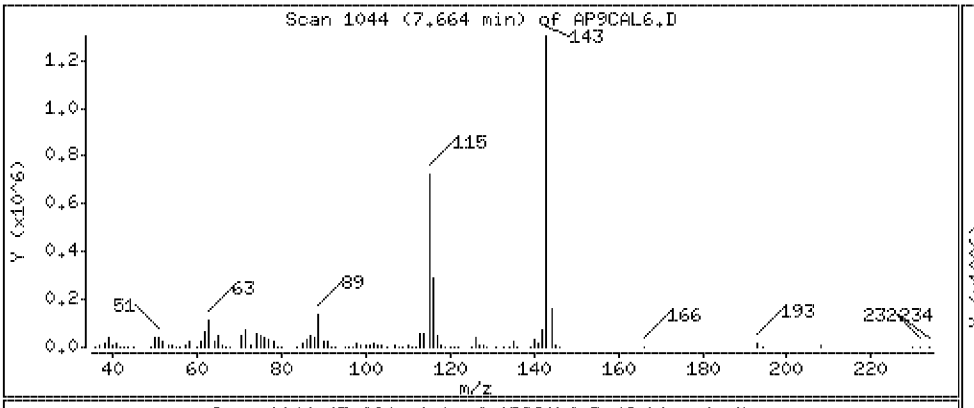

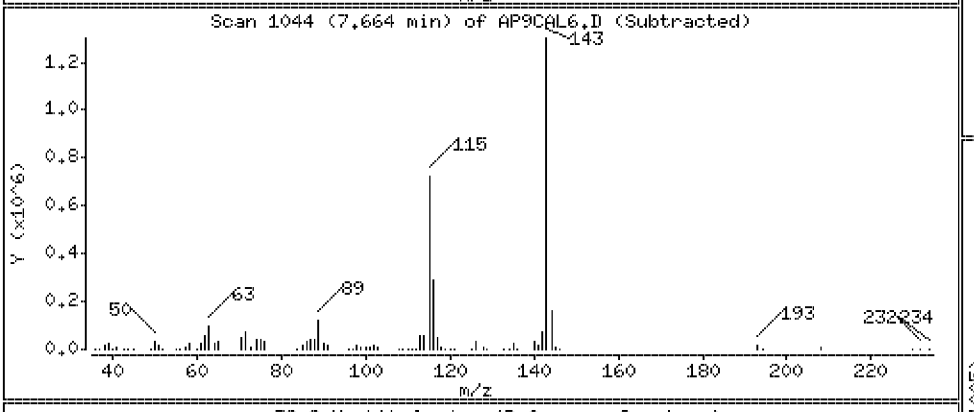

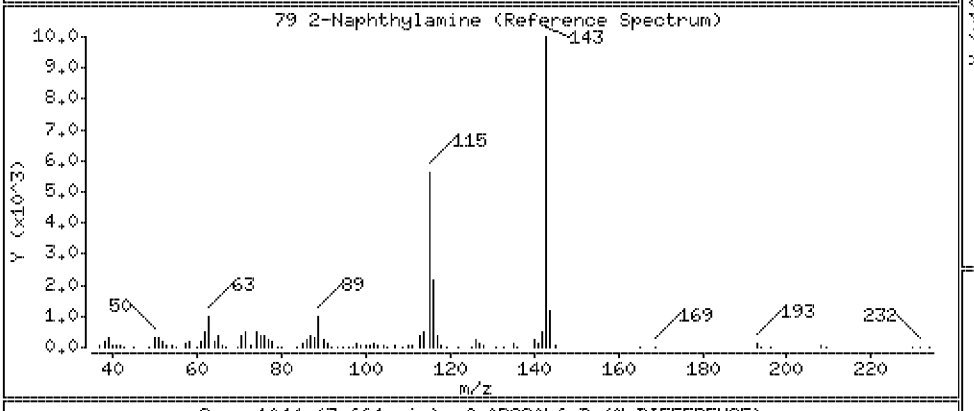

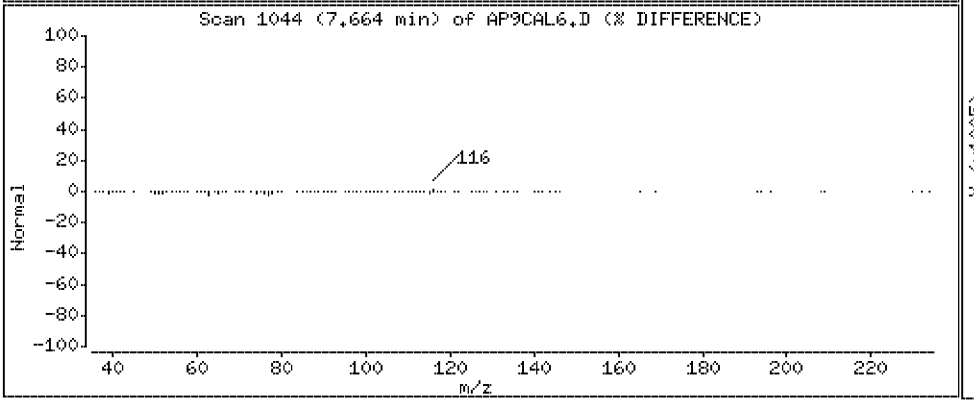

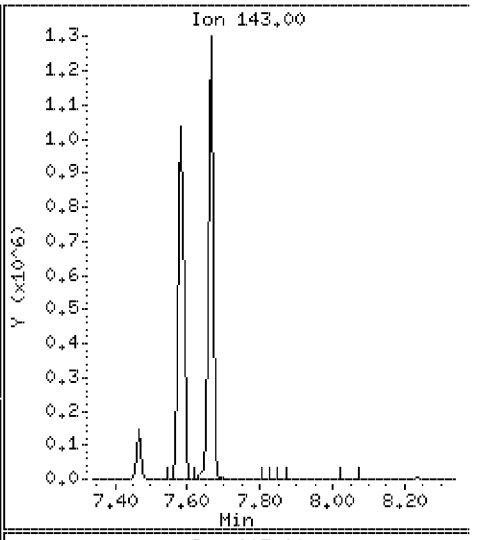

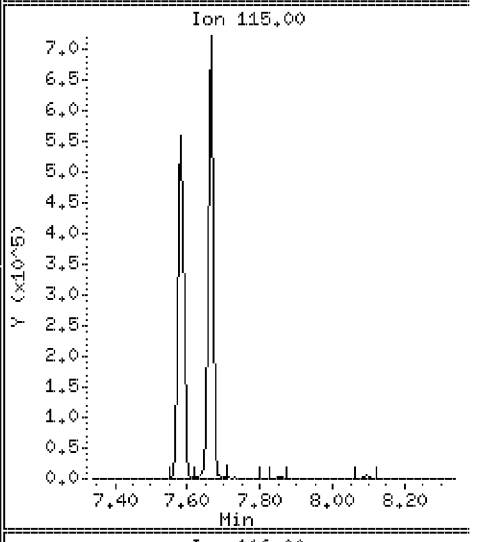

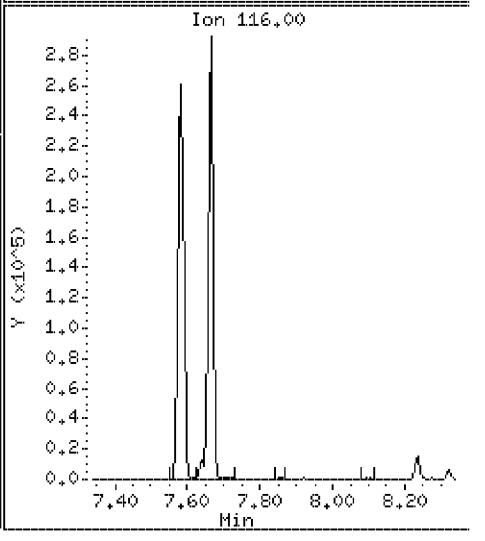

Data File: \\Svecd04\DD\chem\smsd03.i\S3042312.b\AP9CAL6.D

Date : 23-APR-2012 17:30

Client ID: AP9CAL6

Instrument: smsd03.i

Sample Info: 45956

Purge Volume: 1000.0

Operator: PEL

Column phase: HPMS-5

Column diameter: 0.25

83 5-Nitro-ortho-toluidine

Concentration: 81.2 ug/l

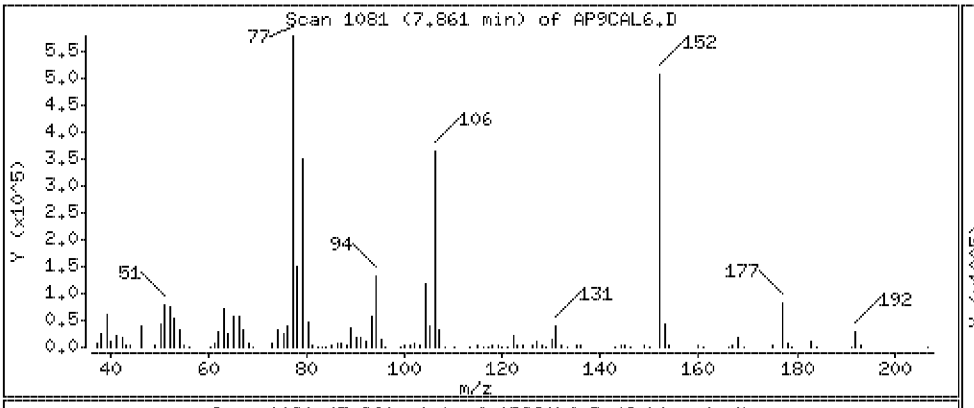

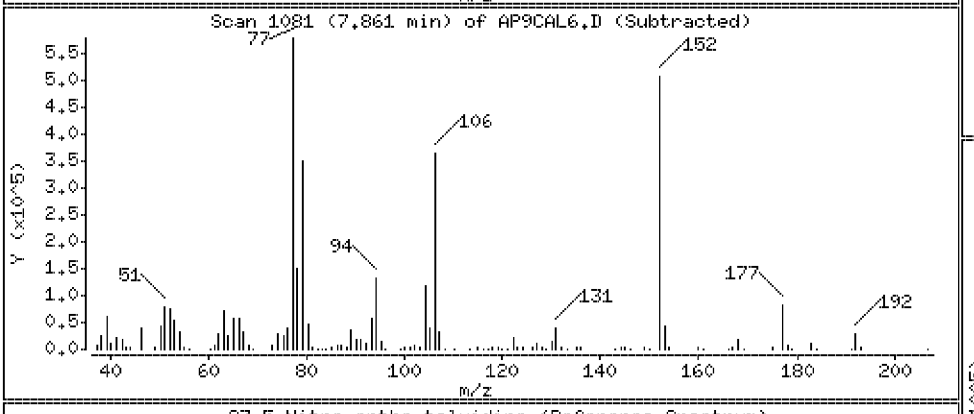

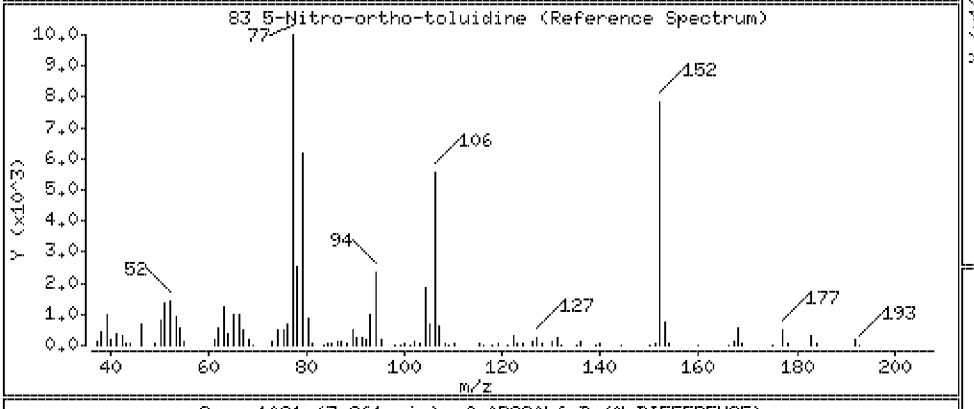

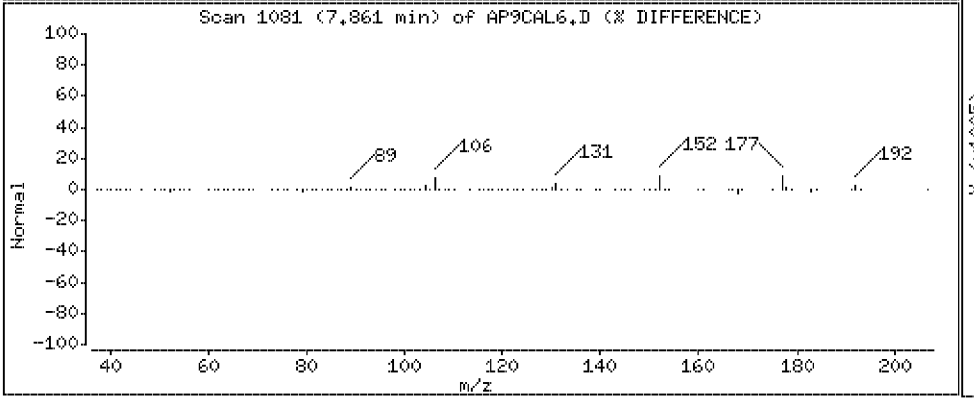

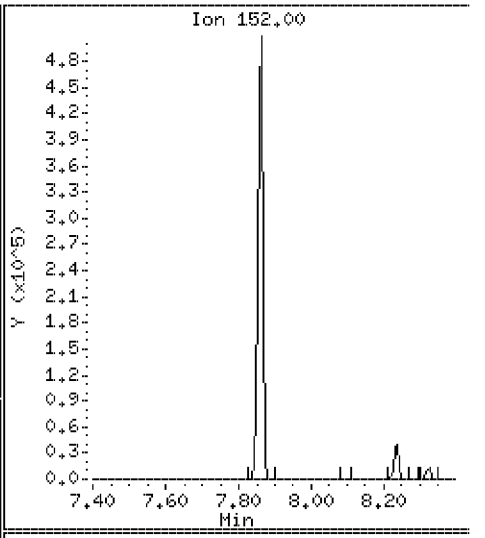

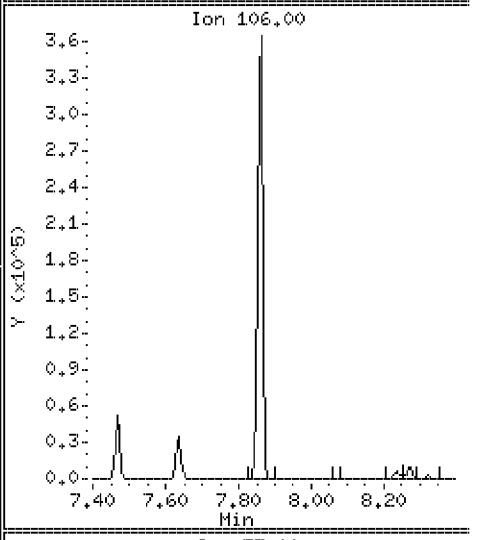

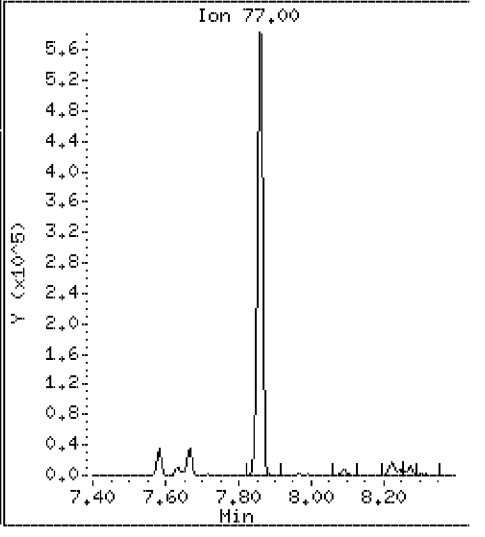

Data File: \\Svecd04\DD\chem\smsd03.i\S3042312.b\AP9CAL6.D

Date : 23-APR-2012 17:30

Client ID: AP9CAL6 | Instrument: smsd03.i

Sample Info: 45956

Purge Volume: 1000.0 | Operator: PEL

Column phase: HPMS-5 | Column diameter: 0.25

90 1,3,5-Trinitrobenzene | Concentration: 73.8 ug/l

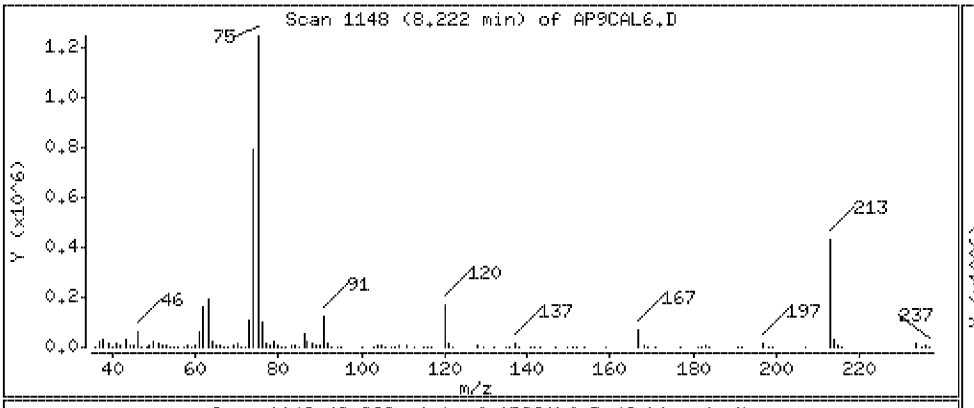

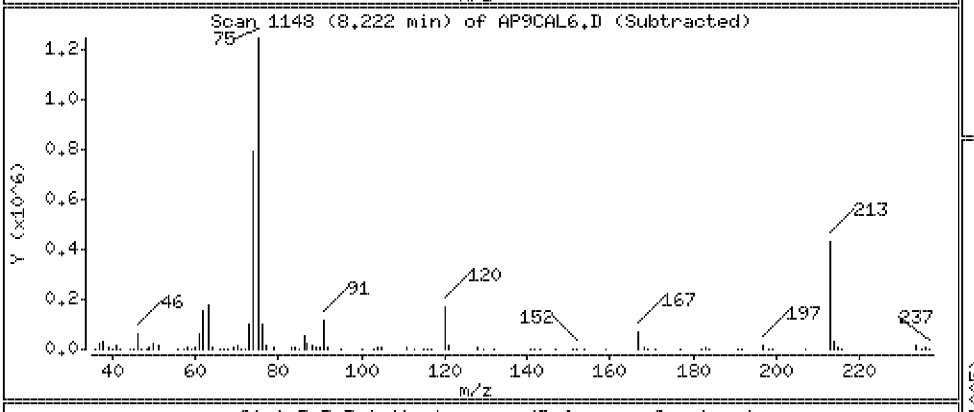

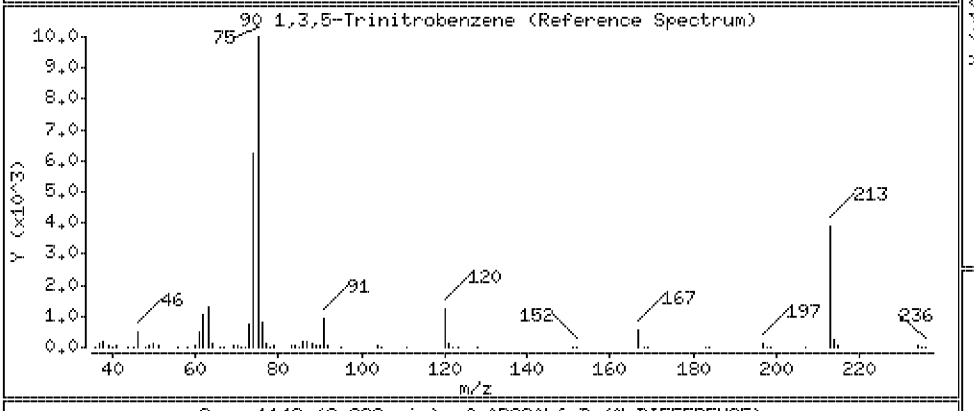

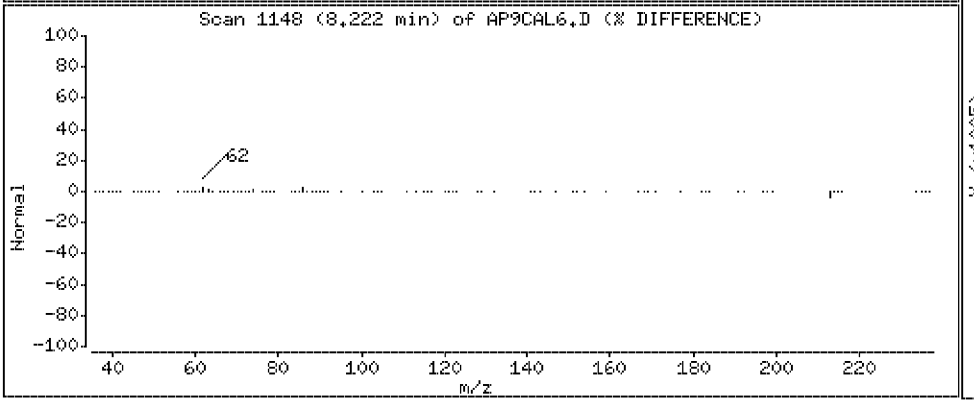

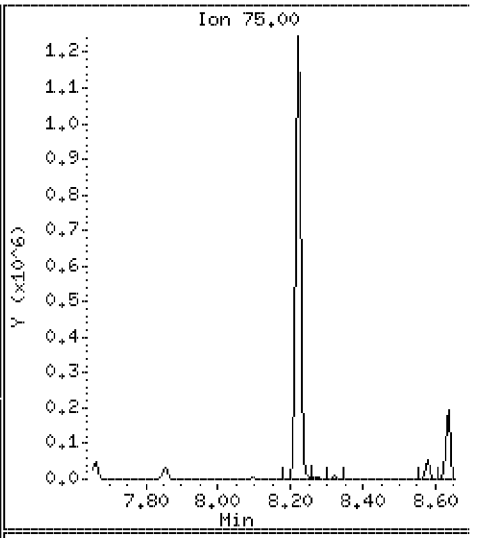

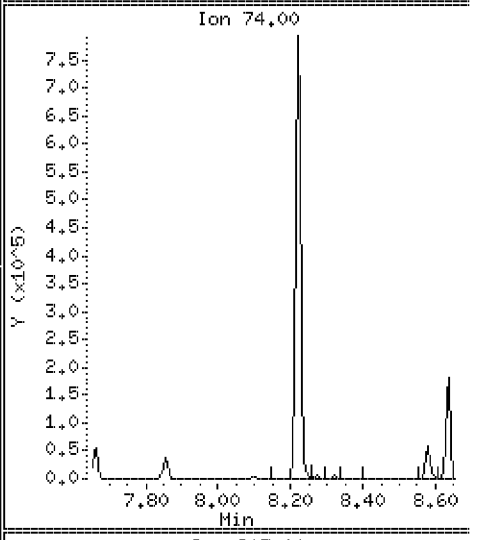

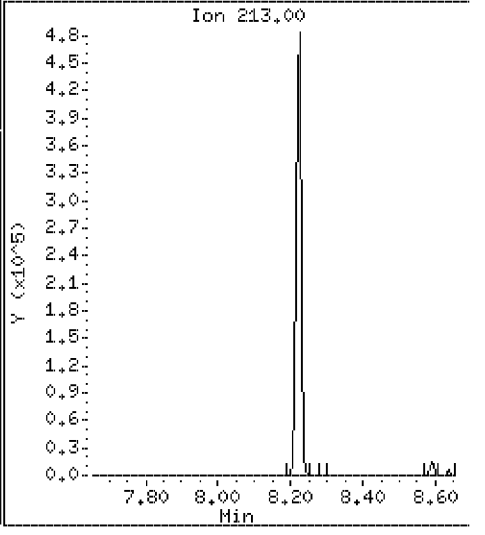

Data File: \\Svecd04\DD\chem\smsd03.i\S3042312.b\AP9CAL6.D

Date : 23-APR-2012 17:30

Client ID: AP9CAL6

Instrument: smsd03.i

Sample Info: 45956

Purge Volume: 1000.0

Operator: PEL

Column phase: HPMS-5

Column diameter: 0.25

89 Diallate

Concentration: 83.0 ug/l

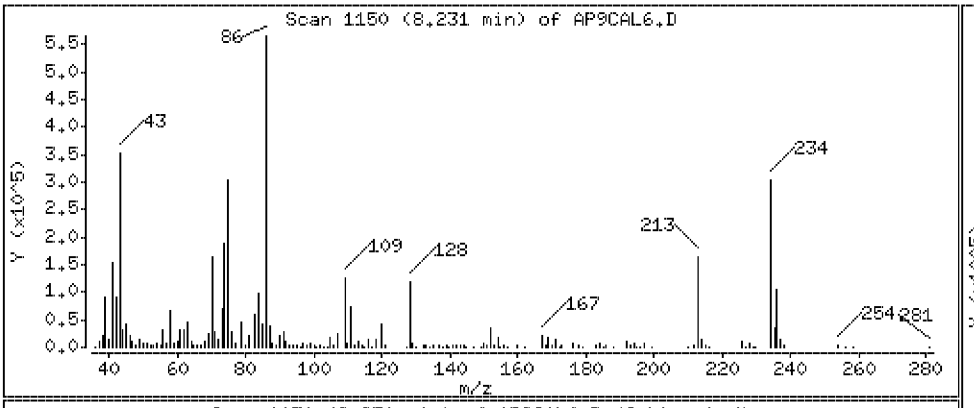

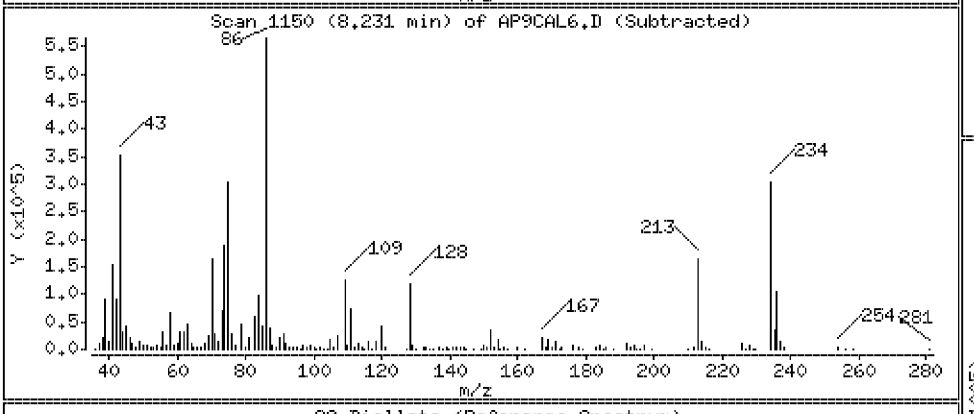

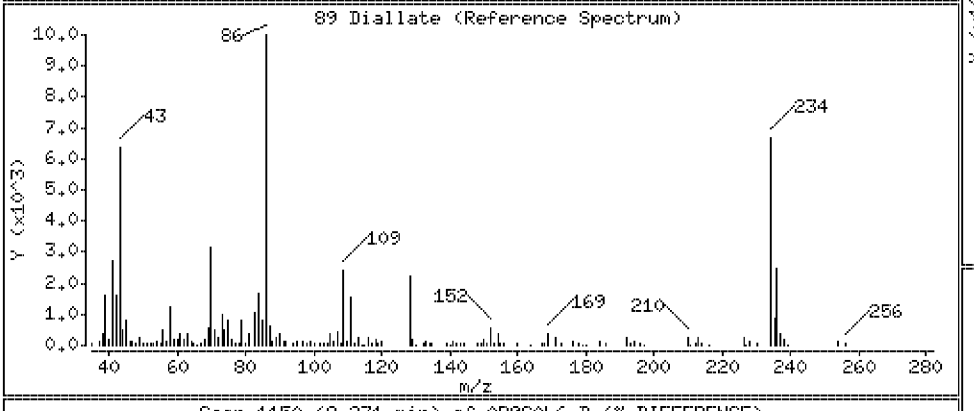

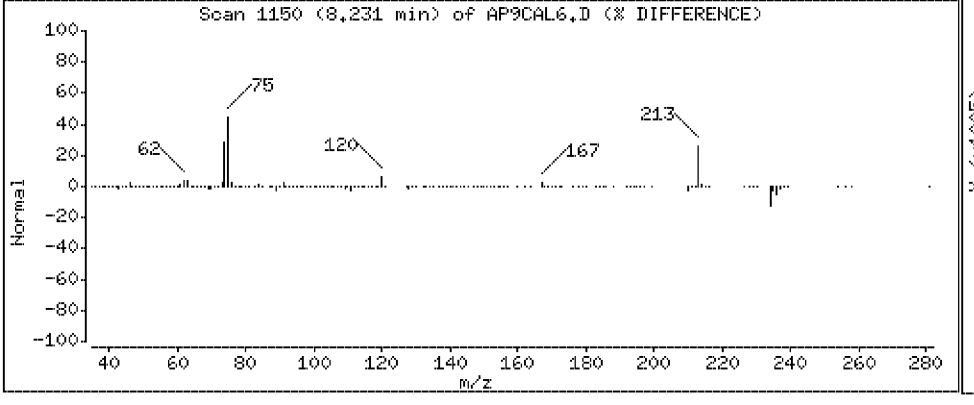

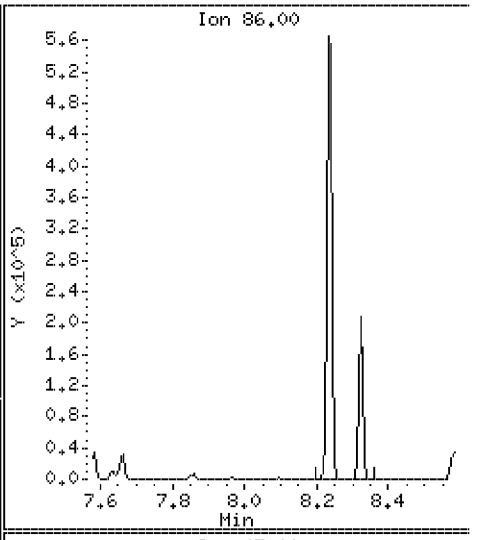

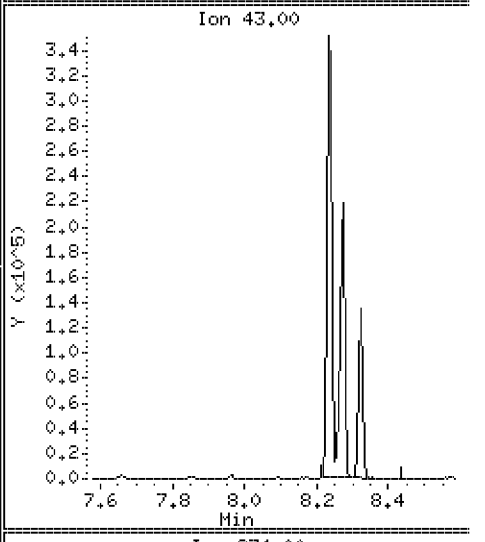

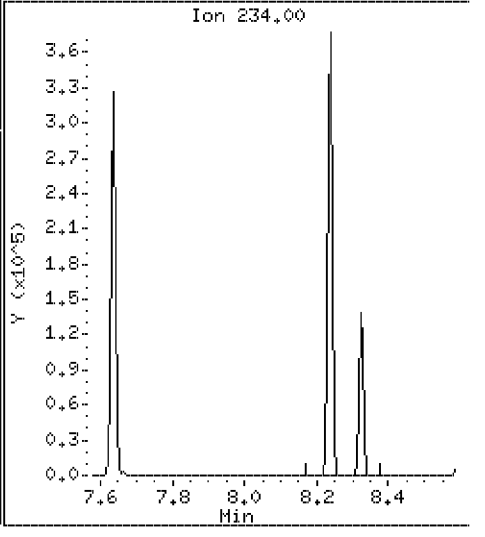

Data File: \\Svecd04\DD\chem\smsd03.i\S3042312.b\AP9CAL6.D

Date : 23-APR-2012 17:30

Client ID: AP9CAL6

Instrument: smsd03.i

Sample Info: 45956

Purge Volume: 1000.0

Operator: PEL

Column phase: HPMS-5

Column diameter: 0.25

92 Phenacetin

Concentration: 76.8 ug/l

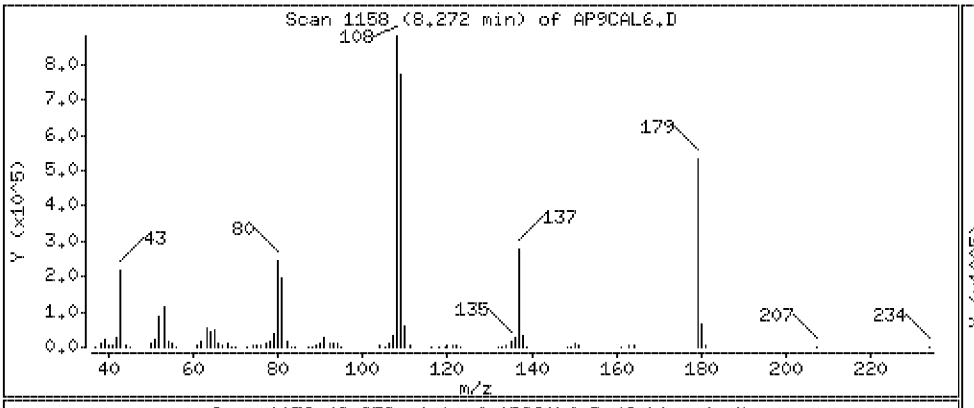

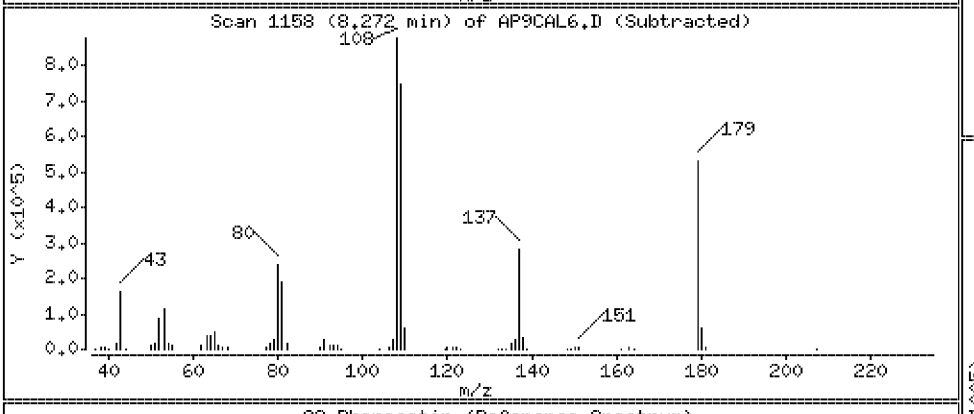

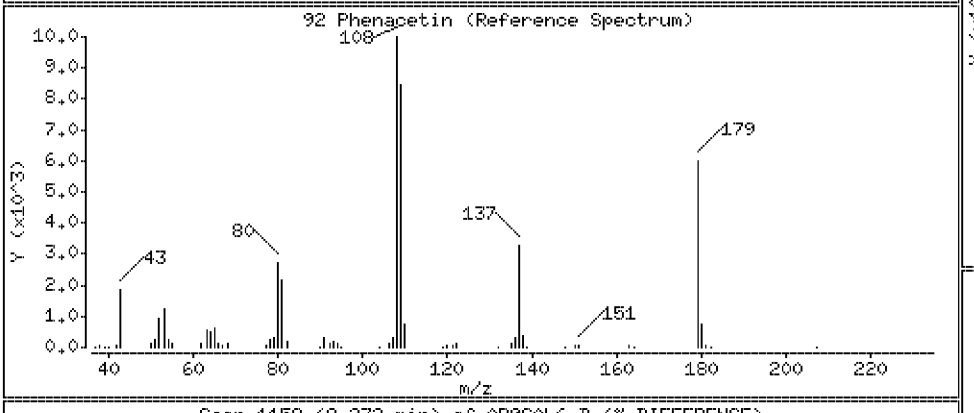

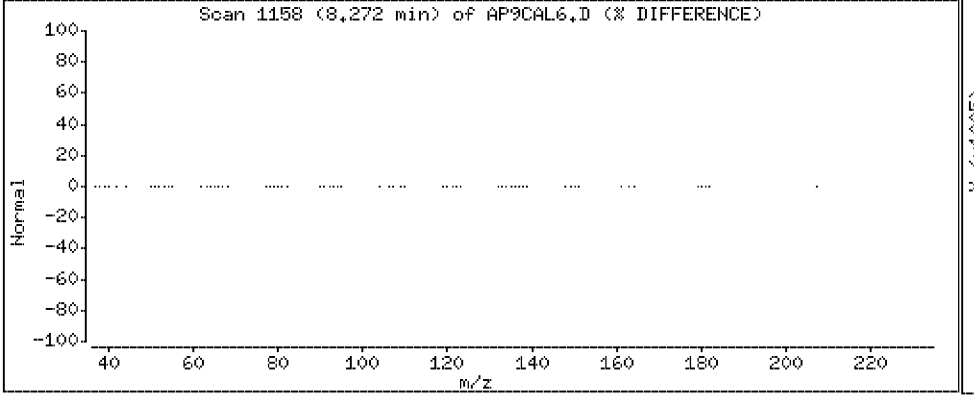

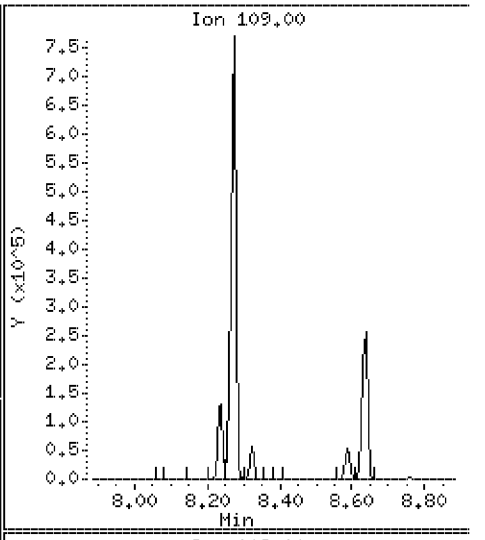

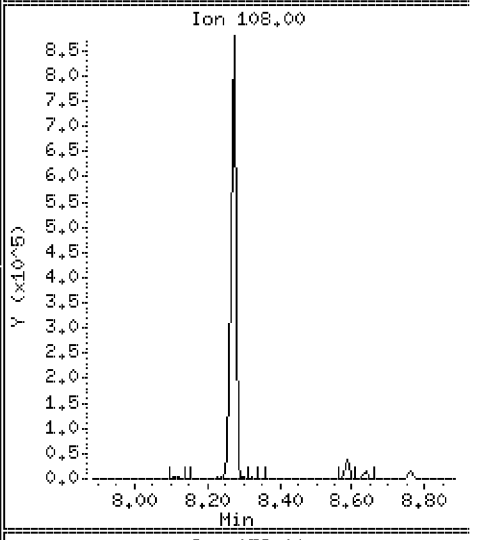

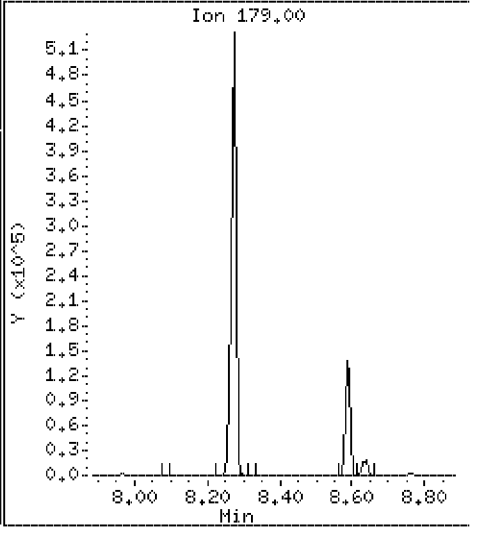

Data File: \\Svecd04\DD\chem\smsd03.i\S3042312.b\AP9CAL6.D

Date : 23-APR-2012 17:30

Client ID: AP9CAL6

Instrument: smsd03.i

Sample Info: 45956

Purge Volume: 1000.0

Operator: PEL

Column phase: HPMS-5

Column diameter: 0.25

91 p-Phenylenediamine

Concentration: 81.4 ug/l

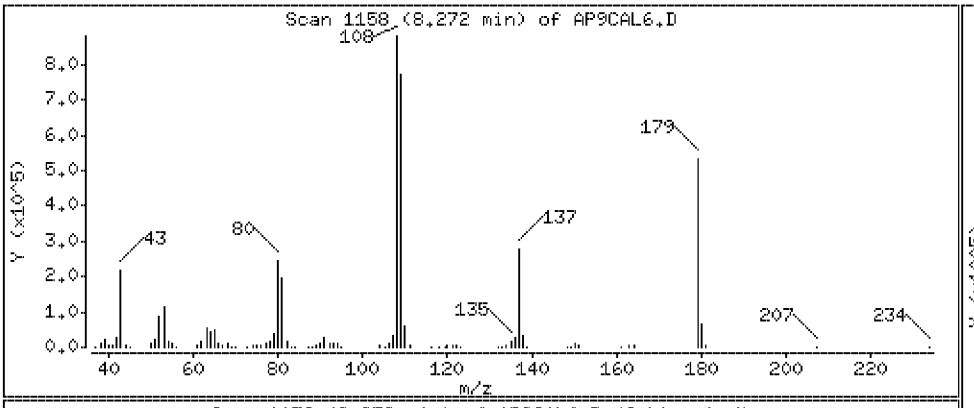

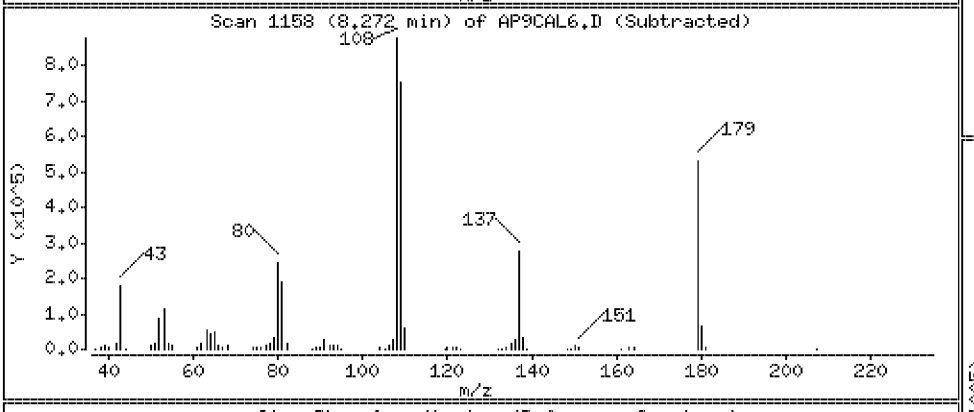

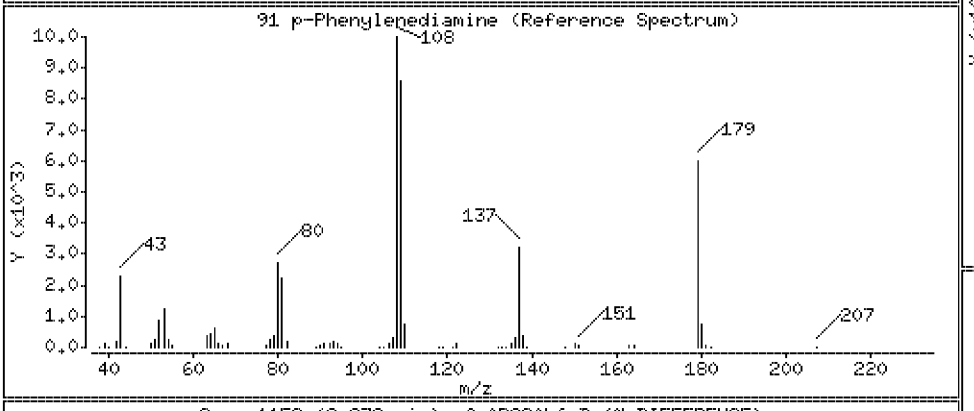

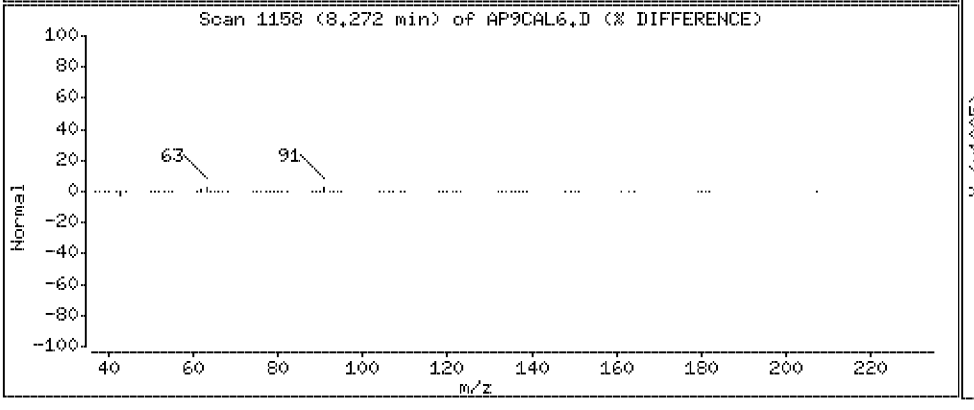

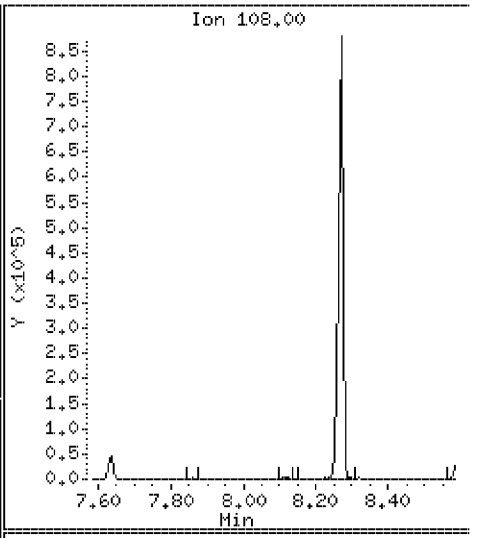

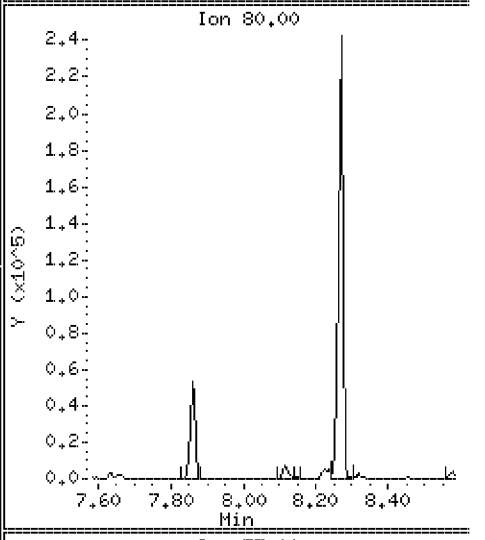

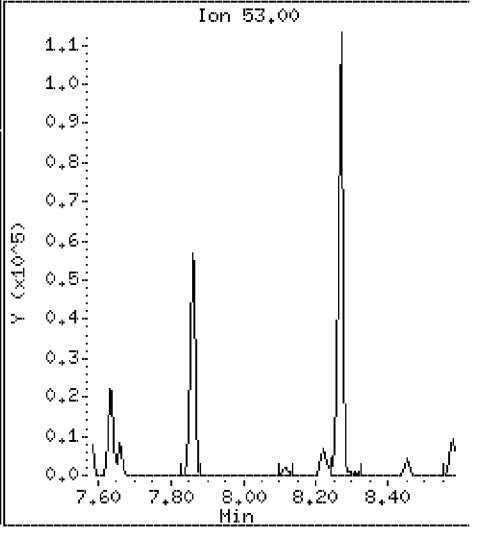

Data File: \\Svecd04\DD\chem\smsd03.i\S3042312.b\AP9CAL6.D

Date : 23-APR-2012 17:30

Client ID: AP9CAL6

Instrument: smsd03.i

Sample Info: 45956

Purge Volume: 1000.0

Operator: PEL

Column phase: HPMS-5

Column diameter: 0.25

97 Pentachloronitrobenzene

Concentration: 81.8 ug/l

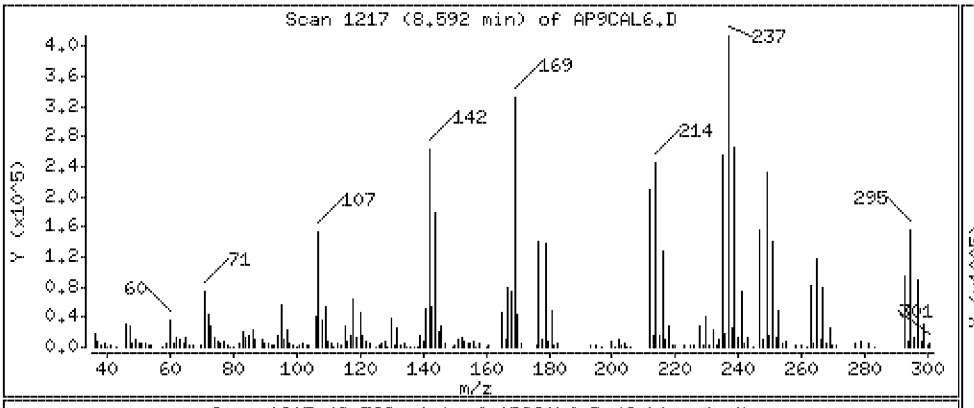

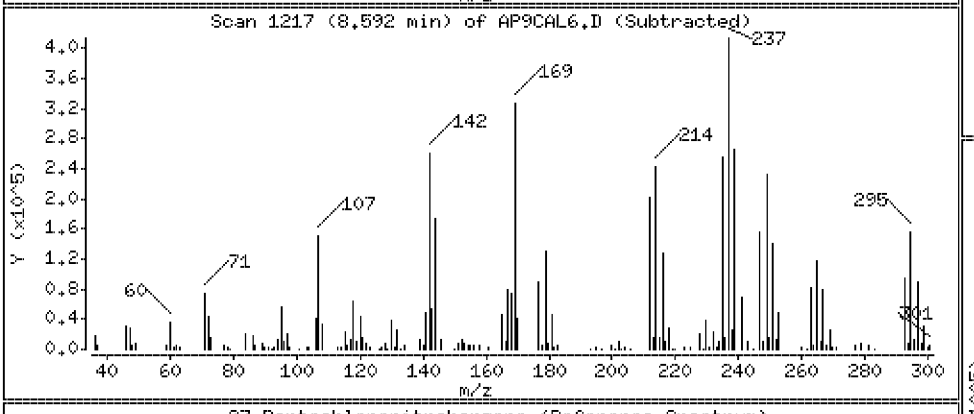

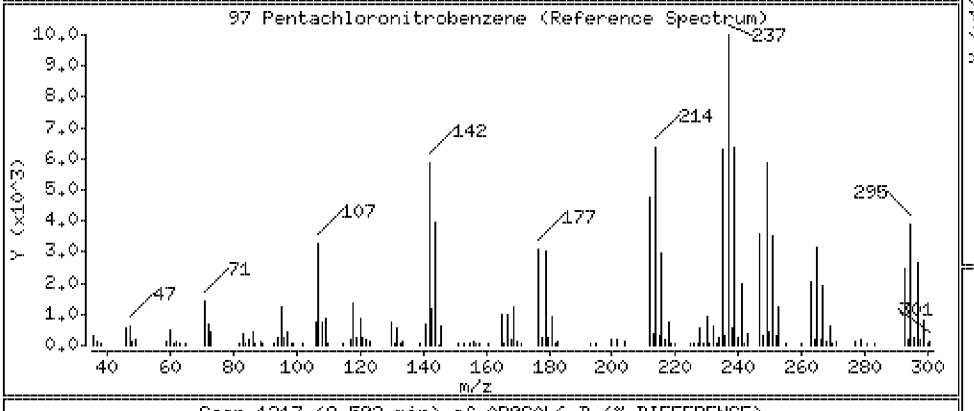

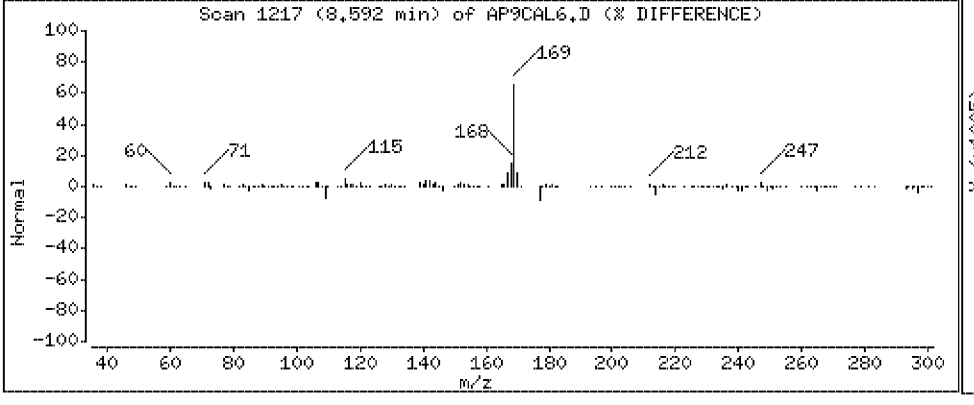

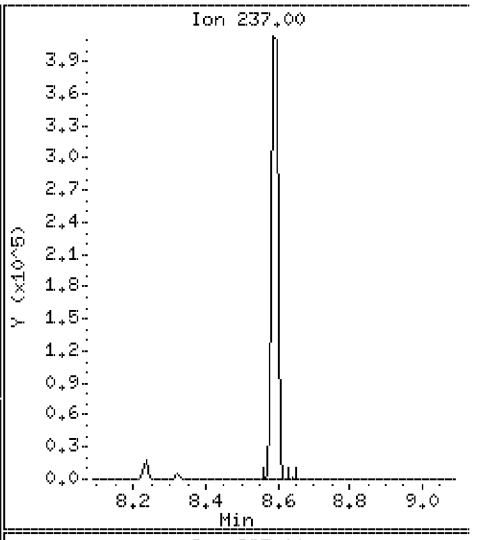

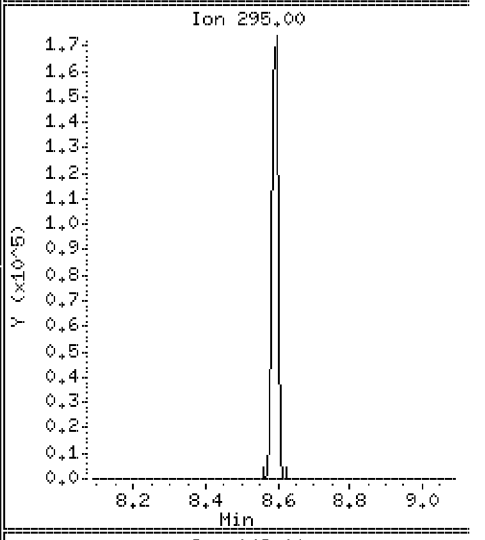

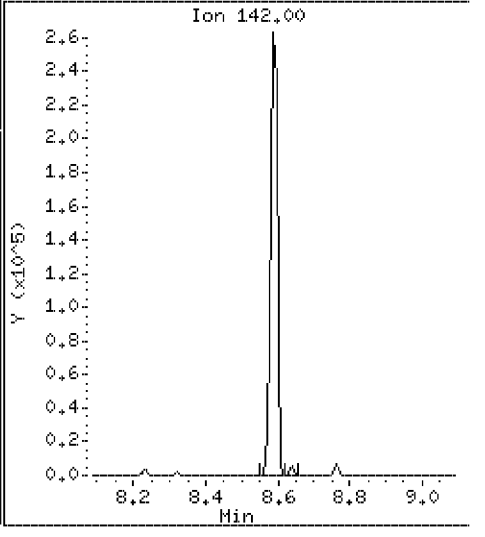

Data File: \\Svecd04\DD\chem\smsd03.i\S3042312.b\AP9CAL6.D

Date : 23-APR-2012 17:30

Client ID: AP9CAL6 | Instrument: smsd03.i

Sample Info: 45956

Purge Volume: 1000.0 | Operator: PEL

Column phase: HPMS-5 | Column diameter: 0.25

98 4-Aminobiphenyl | Concentration: 77.0 ug/l

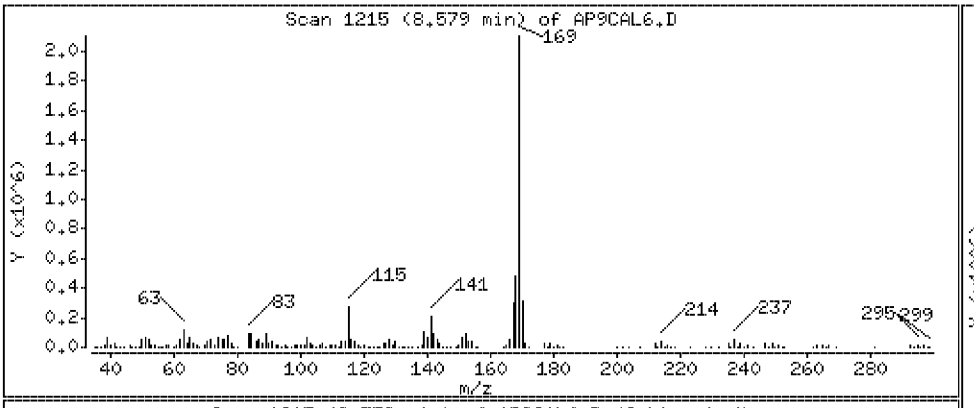

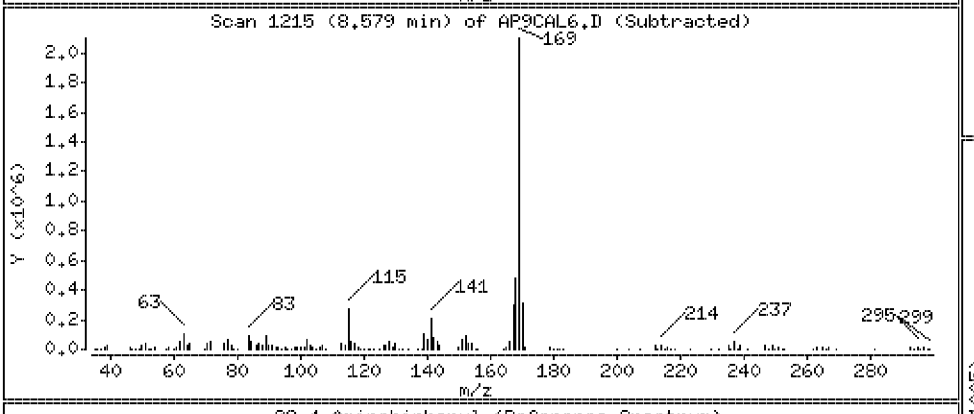

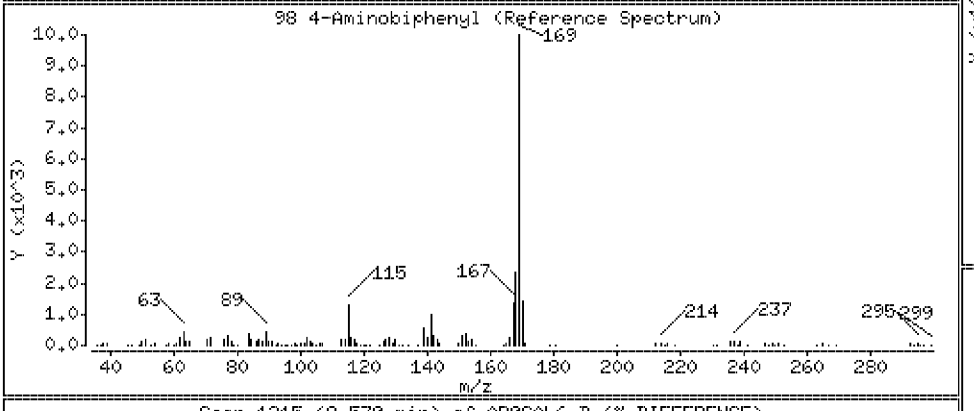

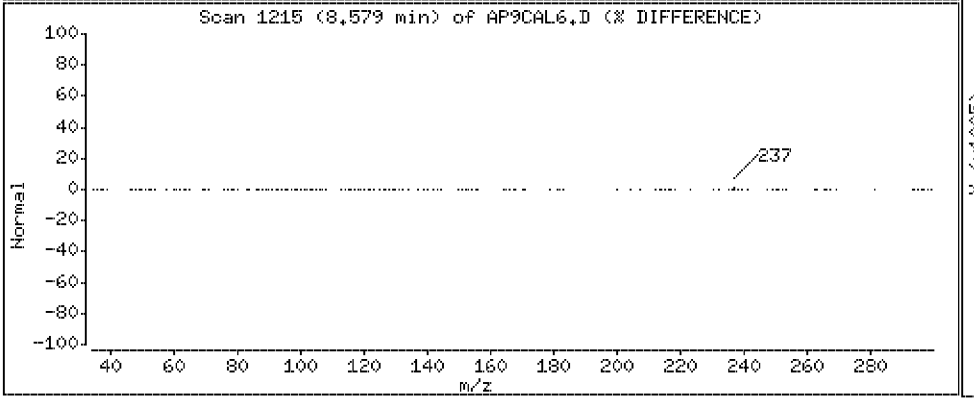

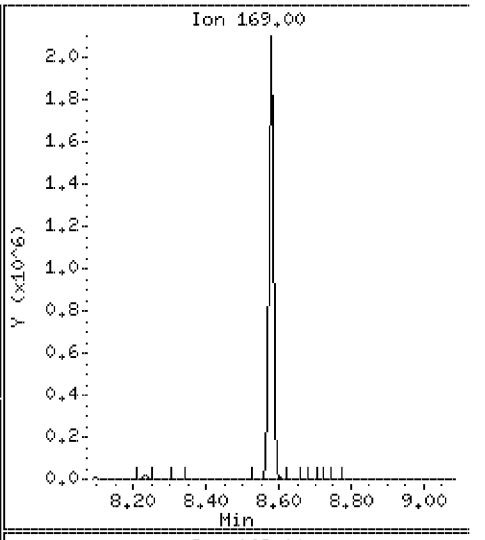

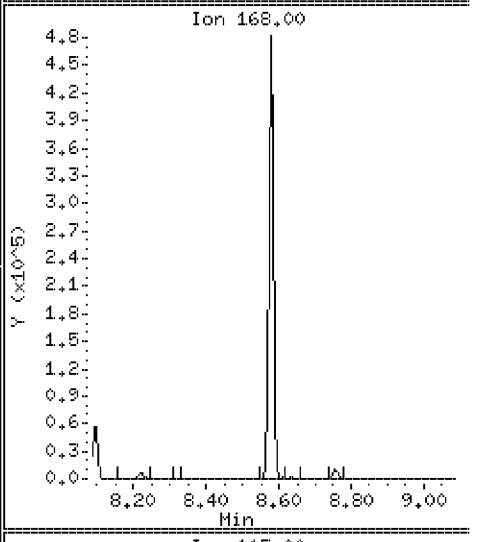

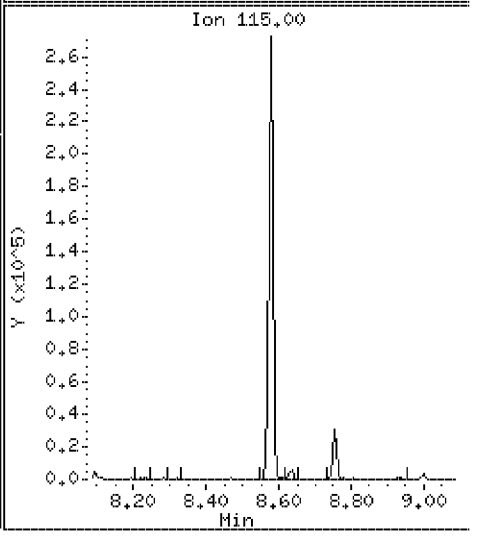

Data File: \\Svecd04\DD\chem\smsd03.i\S3042312.b\AP9CAL6.D

Date : 23-APR-2012 17:30

Client ID: AP9CAL6

Instrument: smsd03.i

Sample Info: 45956

Purge Volume: 1000.0

Operator: PEL

Column phase: HPMS-5

Column diameter: 0.25

99 Pronamide

Concentration: 79.0 ug/l

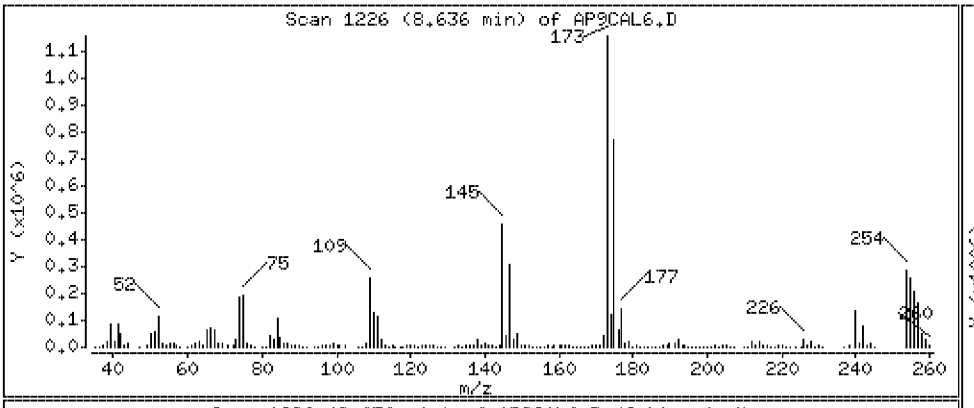

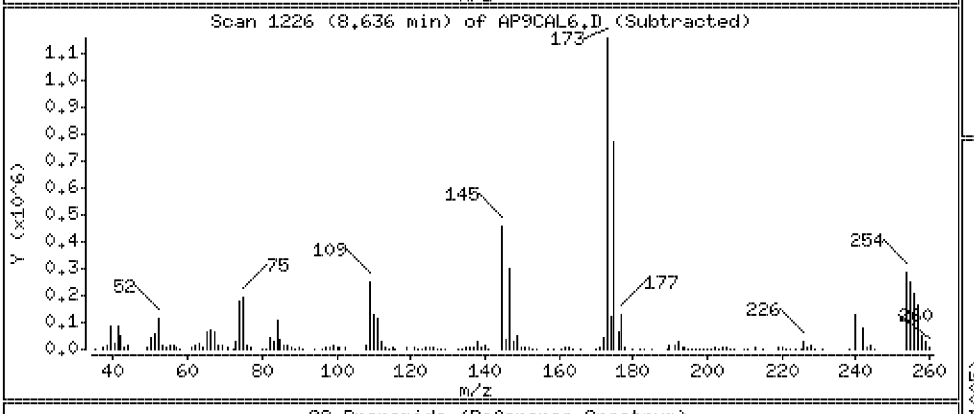

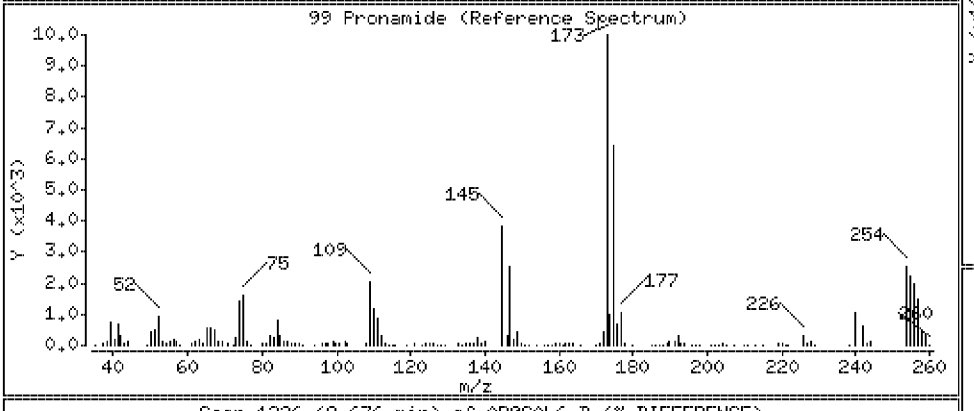

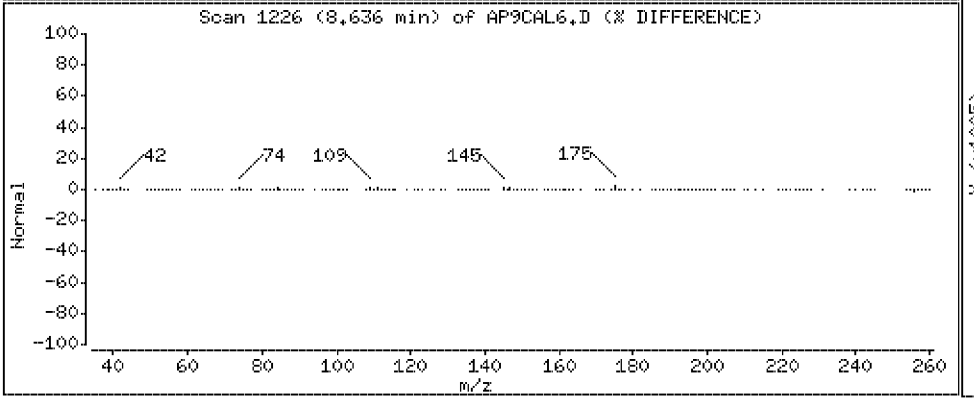

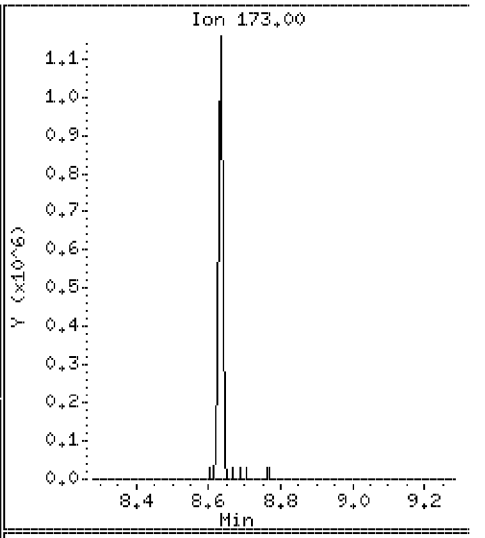

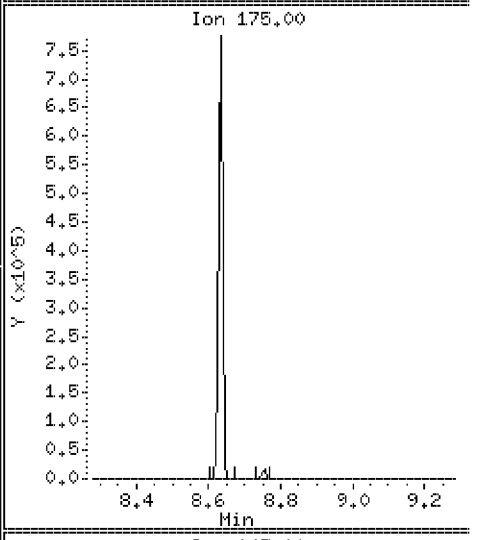

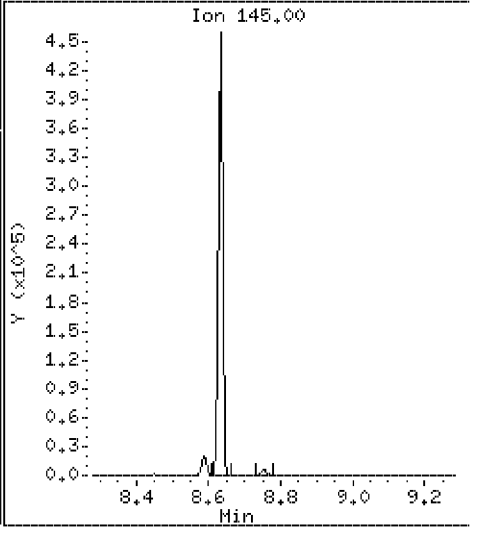

Data File: \\Svecd04\DD\chem\smsd03.i\S3042312.b\AP9CAL6.D

Date : 23-APR-2012 17:30

Client ID: AP9CAL6

Instrument: smsd03.i

Sample Info: 45956

Purge Volume: 1000.0

Operator: PEL

Column phase: HPMS-5

Column diameter: 0.25

102 Dinoseb

Concentration: 74.9 ug/l

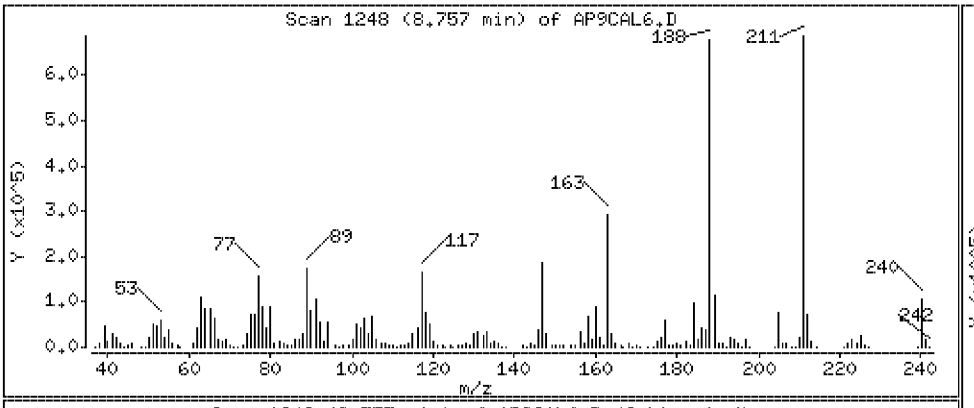

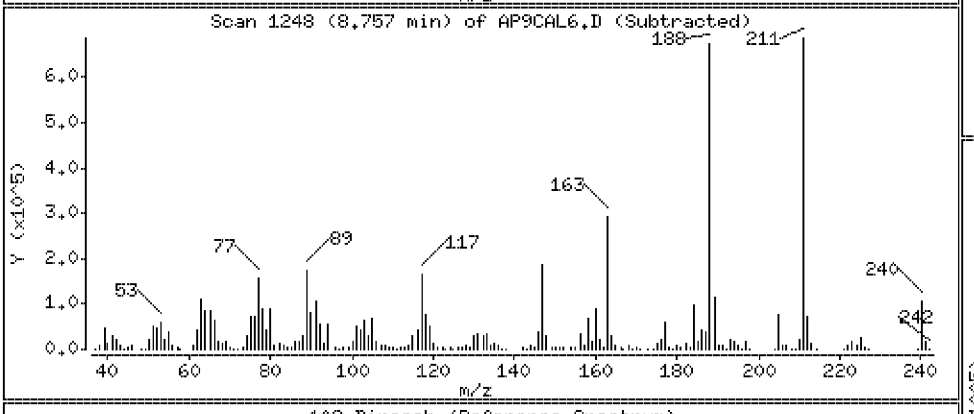

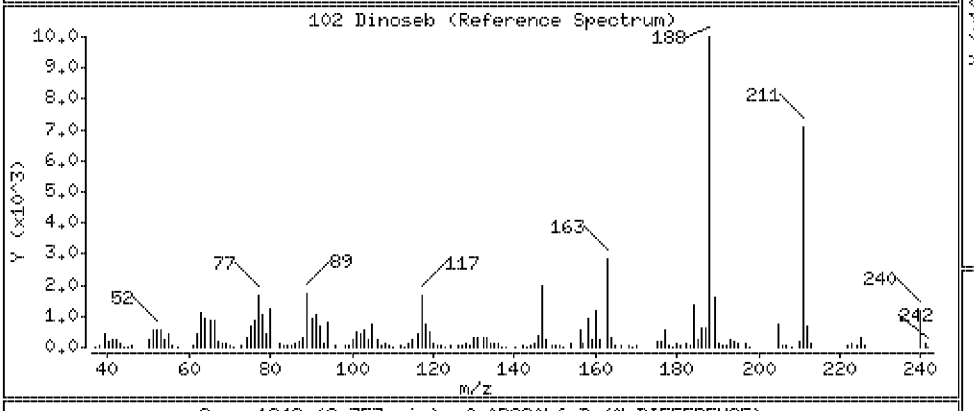

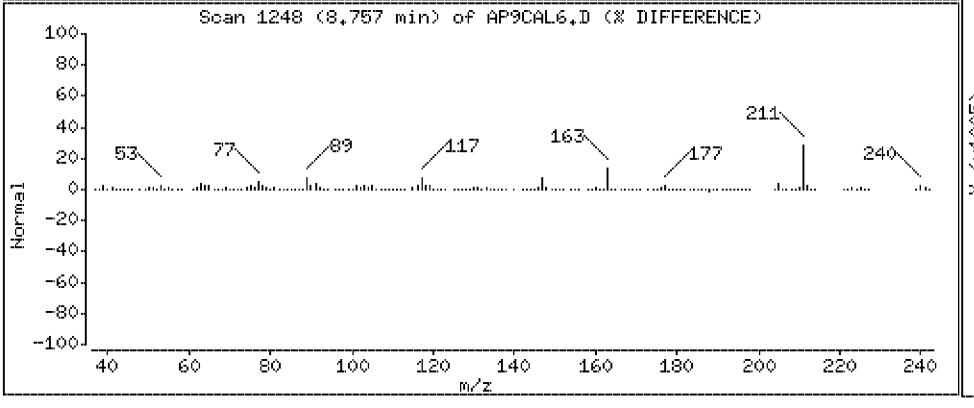

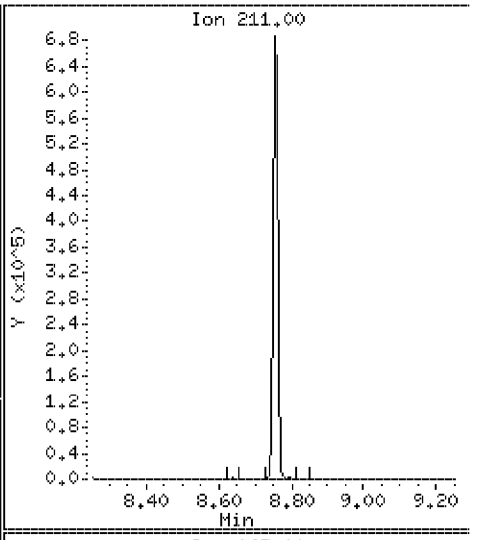

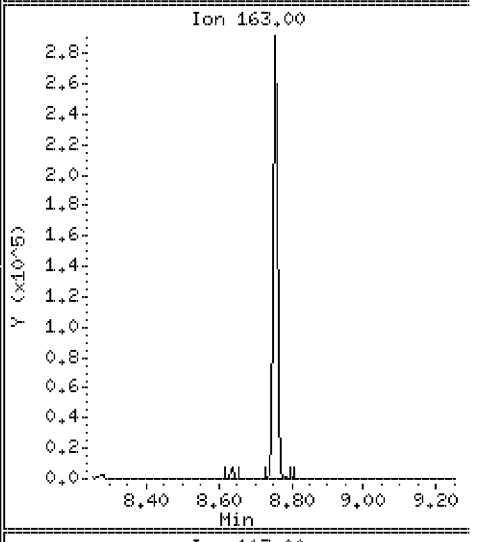

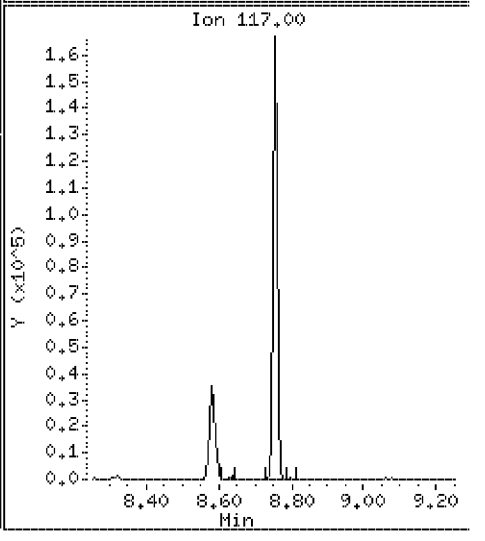

Data File: \\Svecd04\DD\chem\smsd03.i\S3042312.b\AP9CAL6.D

Date : 23-APR-2012 17:30

Client ID: AP9CAL6 Instrument: smsd03.i

Sample Info: 45956

Purge Volume: 1000.0 Operator: PEL

Column phase: HPMS-5 Column diameter: 0.25

106 4-Nitroquinoline-1-oxide Concentration: 76.9 ug/l

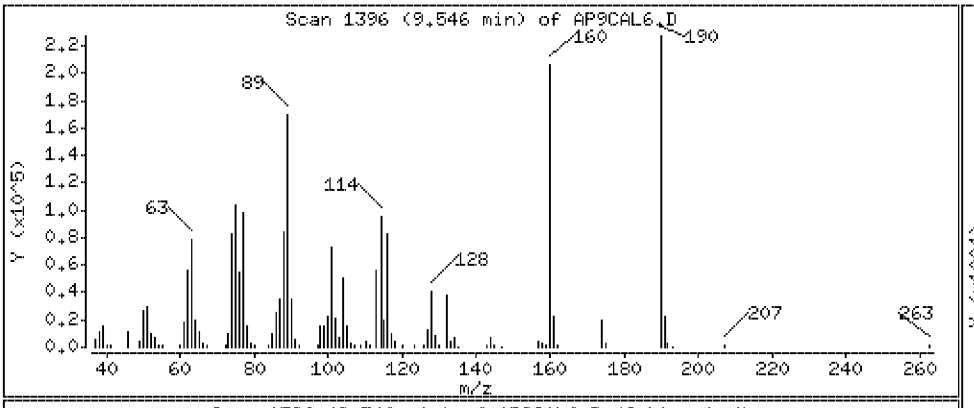

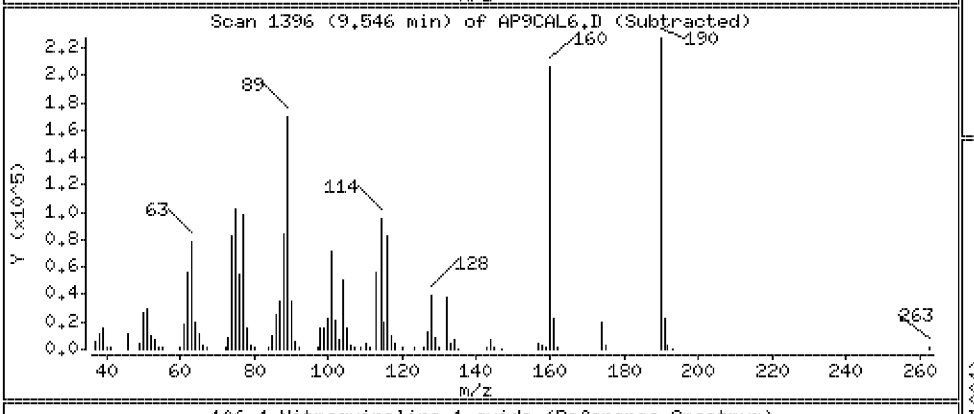

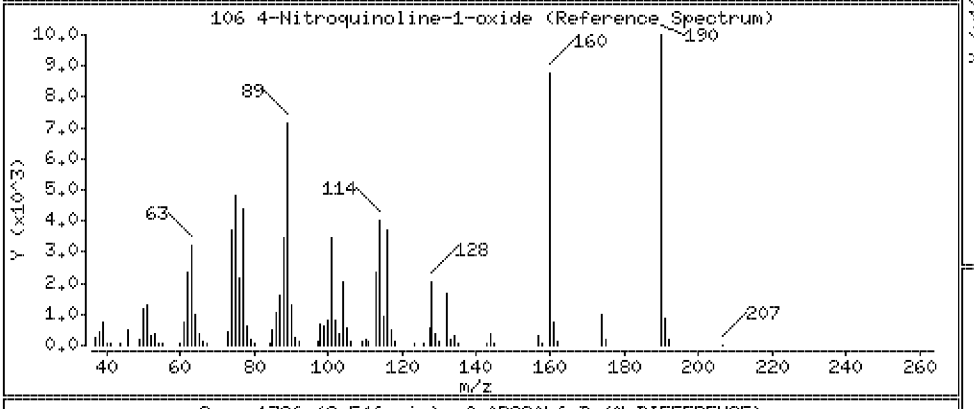

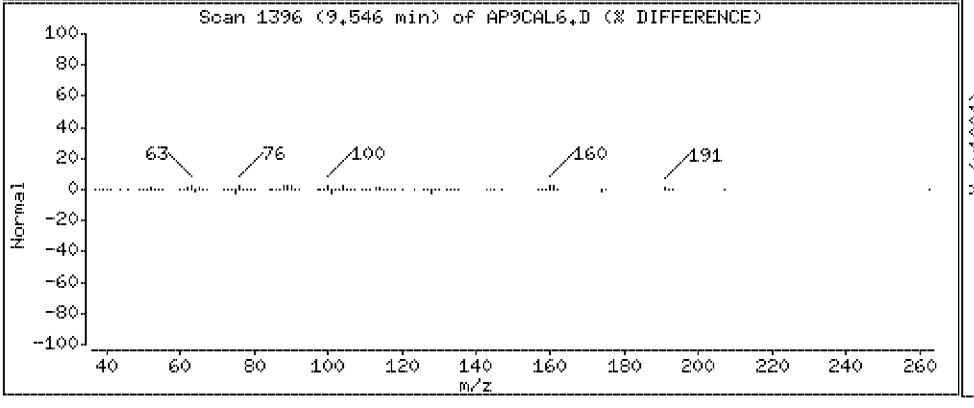

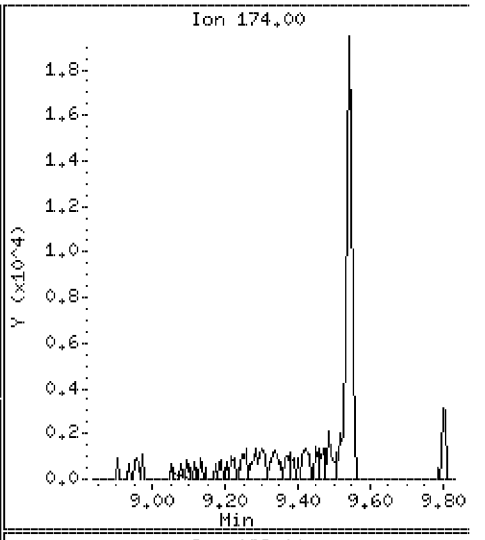

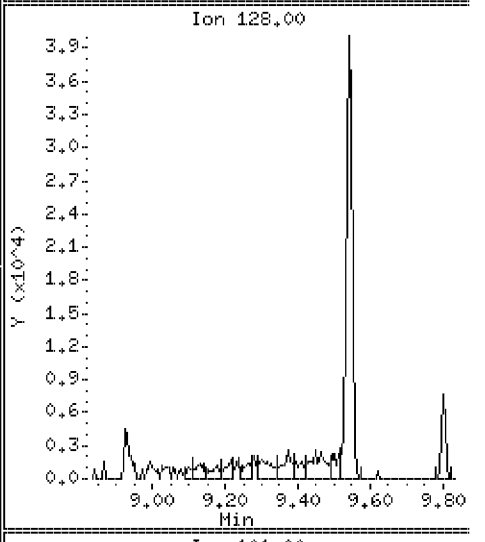

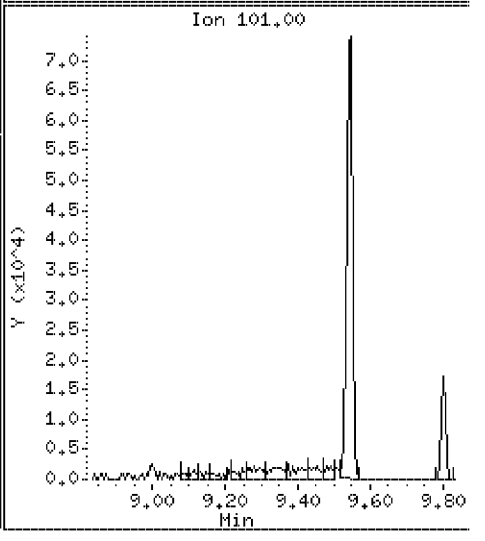

Data File: \\Svecd04\DD\chem\smsd03.i\S3042312.b\AP9CAL6.D

Date : 23-APR-2012 17:30

Client ID: AP9CAL6

Instrument: smsd03.i

Sample Info: 45956

Purge Volume: 1000.0

Operator: PEL

Column phase: HPMS-5

Column diameter: 0.25

107 Methapyrilene

Concentration: 79.0 ug/l

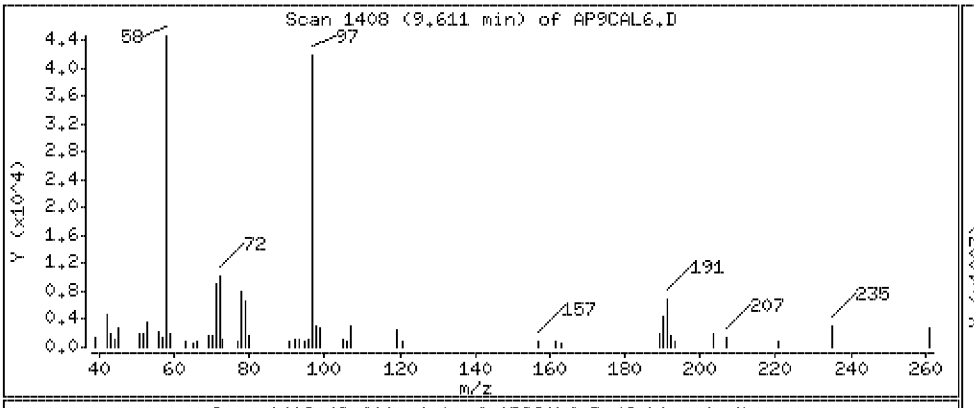

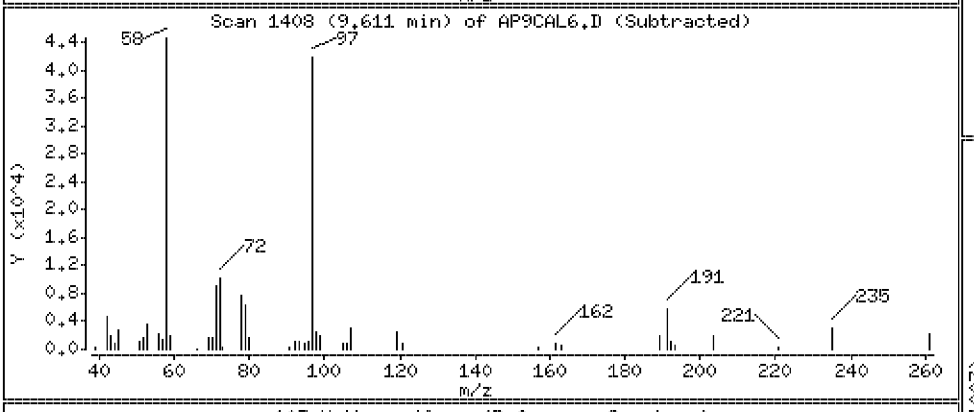

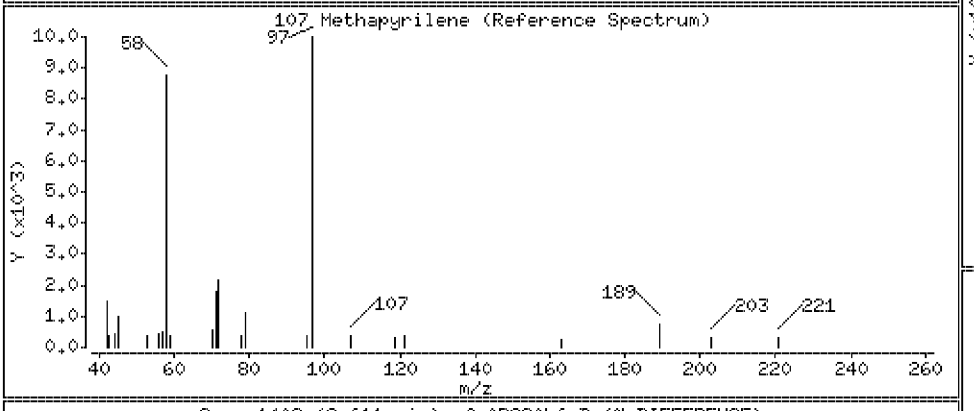

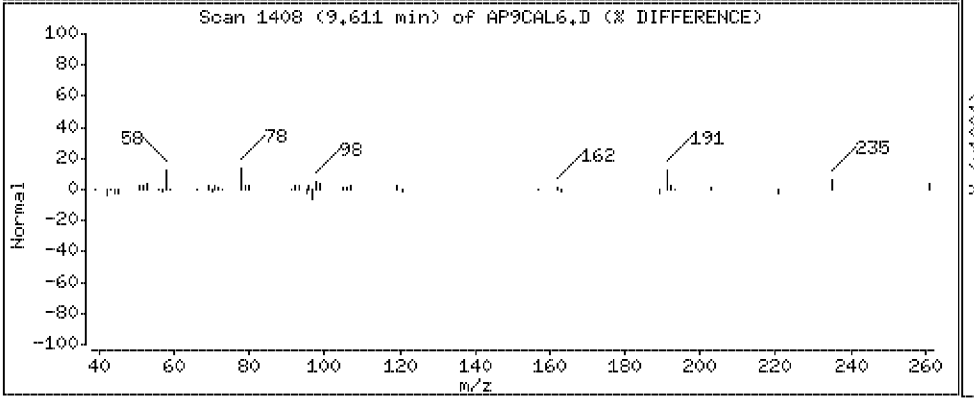

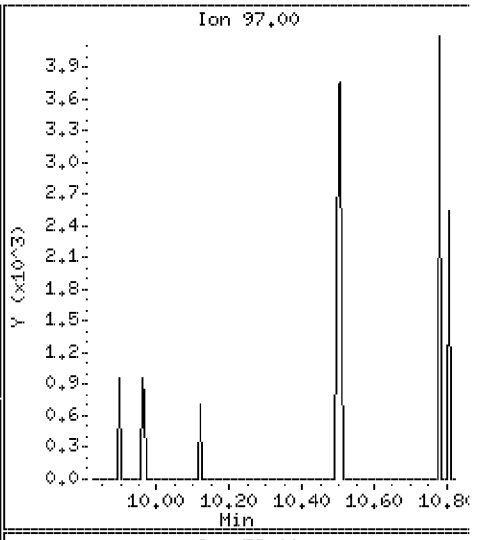

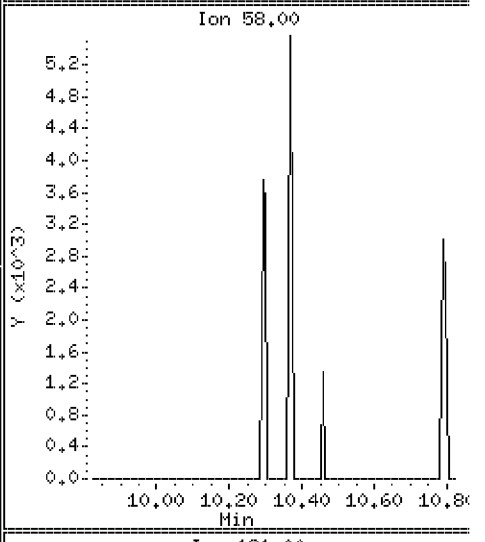

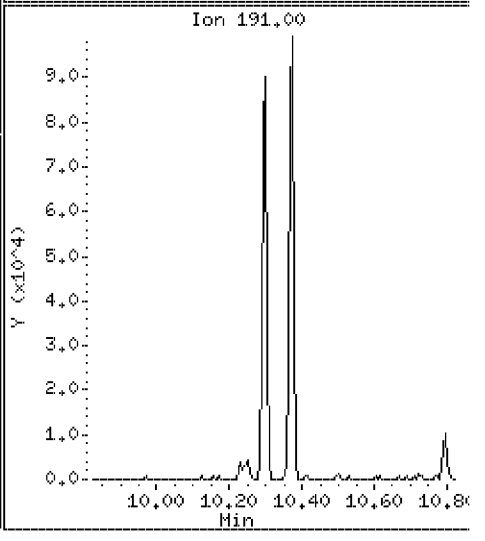

Data File: \\Svecd04\DD\chem\smsd03.i\S3042312.b\AP9CAL6.D

Date : 23-APR-2012 17:30

Client ID: AP9CAL6 Instrument: smsd03.i

Sample Info: 45956

Purge Volume: 1000.0 Operator: PEL

Column phase: HPMS-5 Column diameter: 0.25

108 Isodrin Concentration: 77.1 ug/l

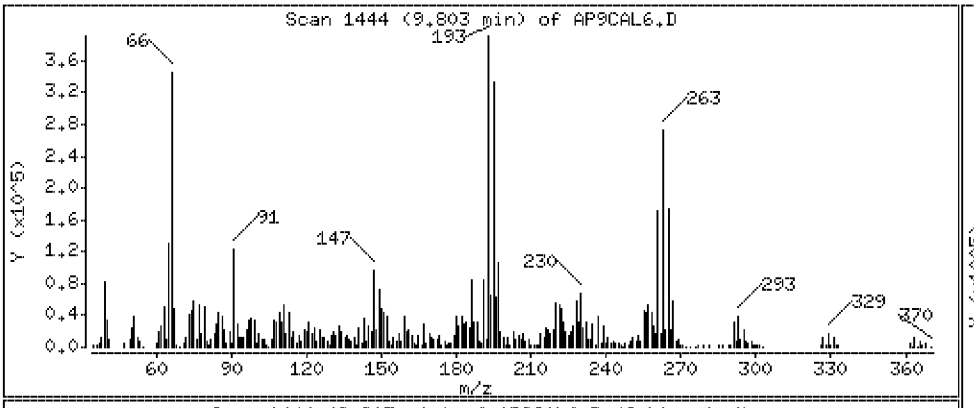

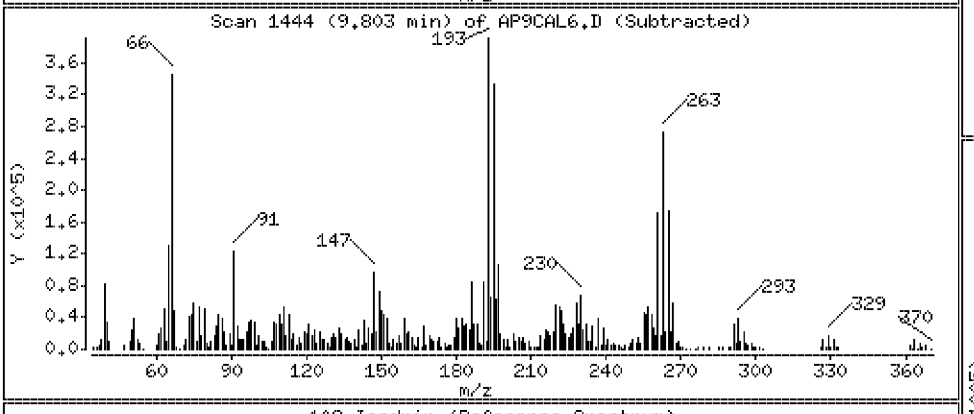

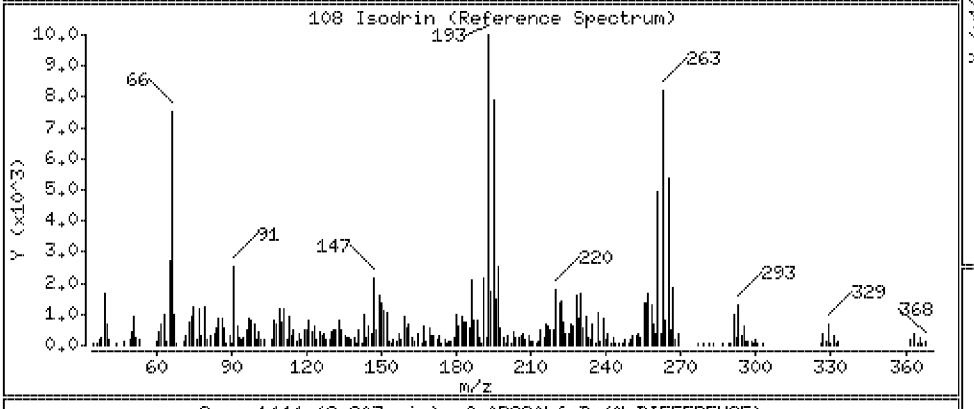

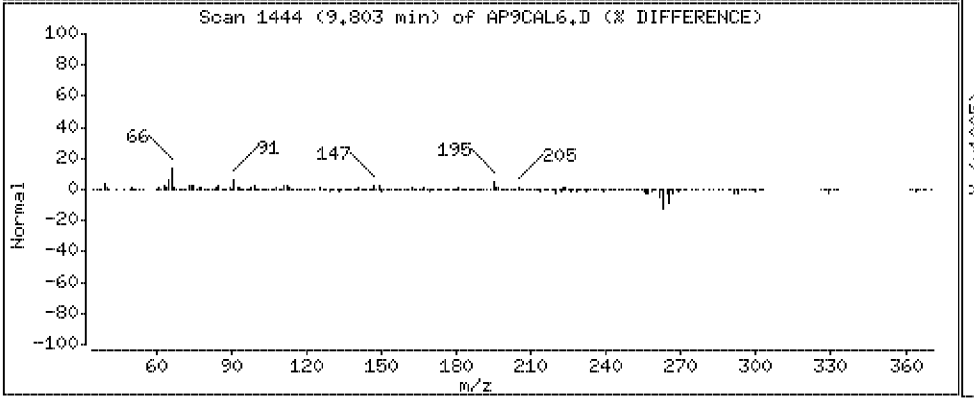

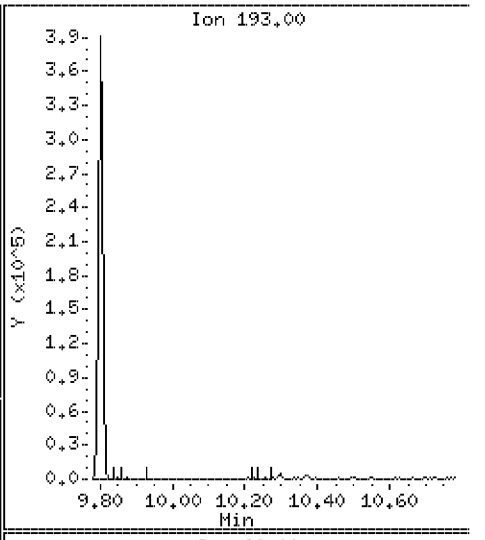

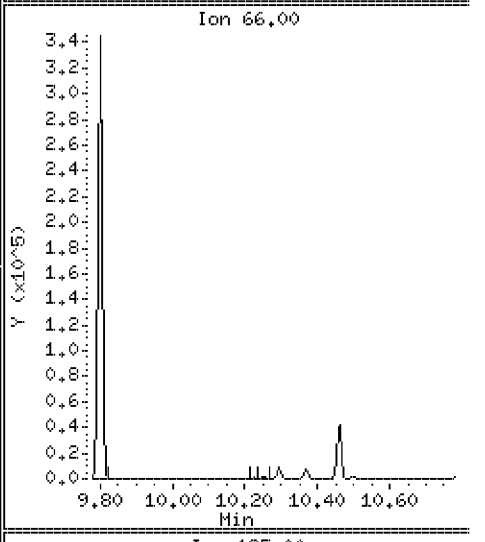

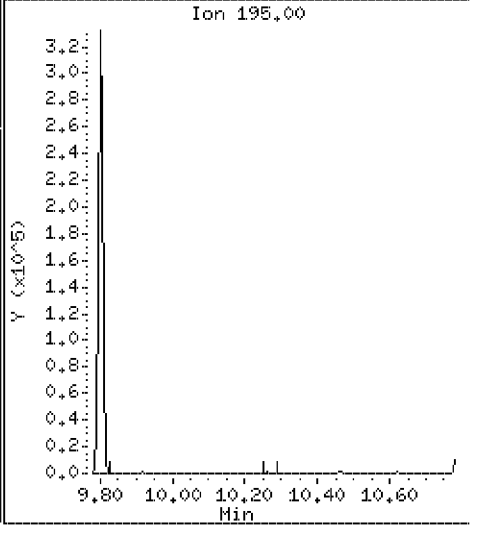

Data File: \\Svecd04\DD\chem\smsd03.i\S3042312.b\AP9CAL6.D

Date : 23-APR-2012 17:30

Client ID: AP9CAL6

Instrument: smsd03.i

Sample Info: 45956

Purge Volume: 1000.0

Operator: PEL

Column phase: HPMS-5

Column diameter: 0.25

113 Aramite

Concentration: 80.8 ug/l

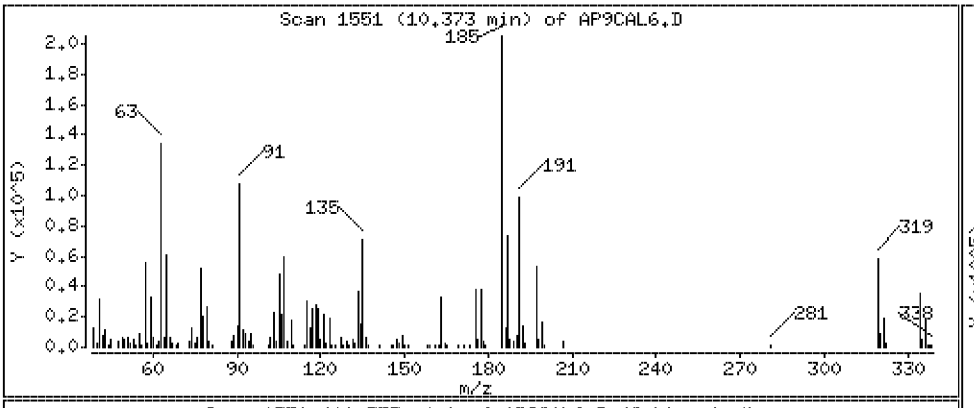

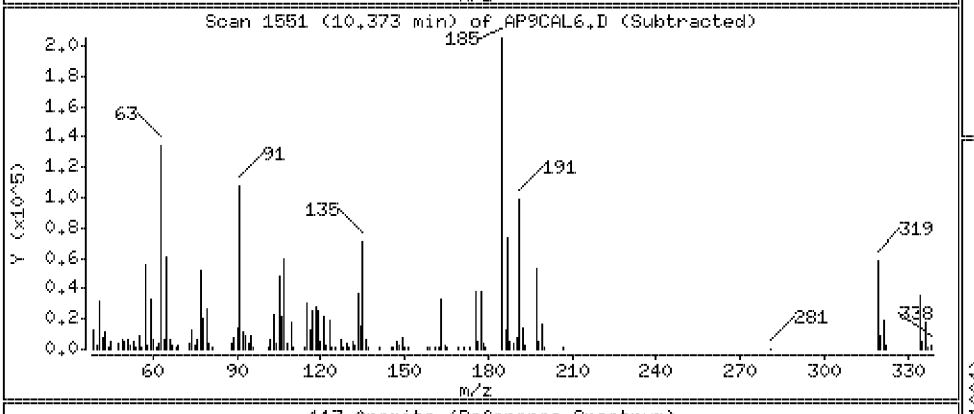

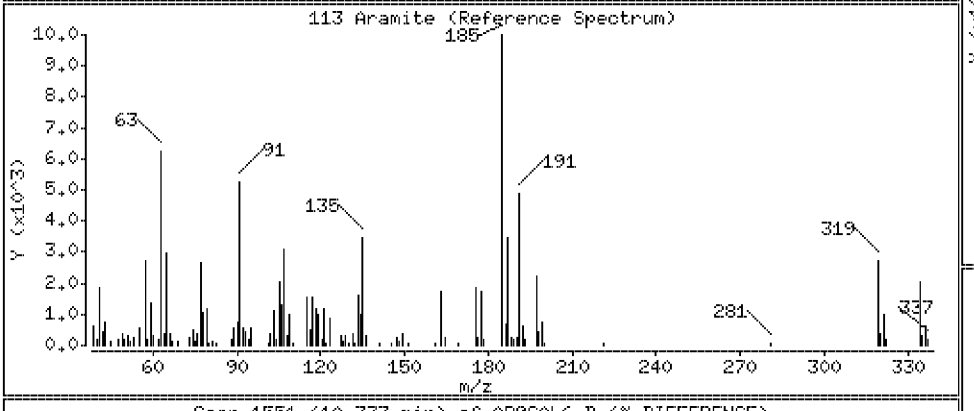

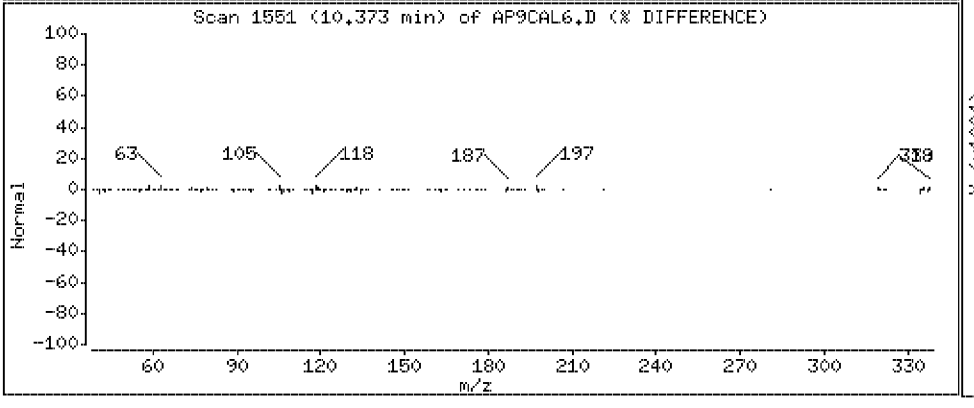

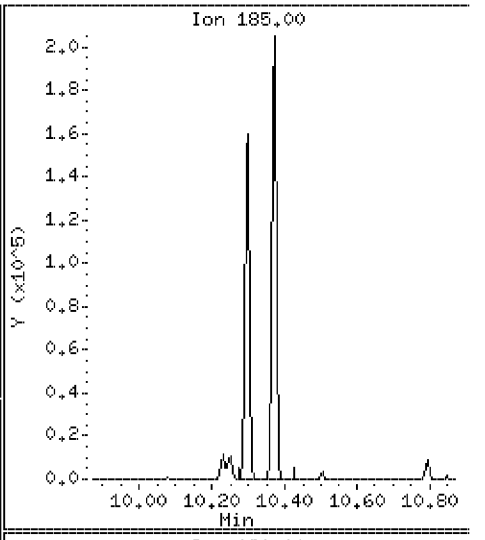

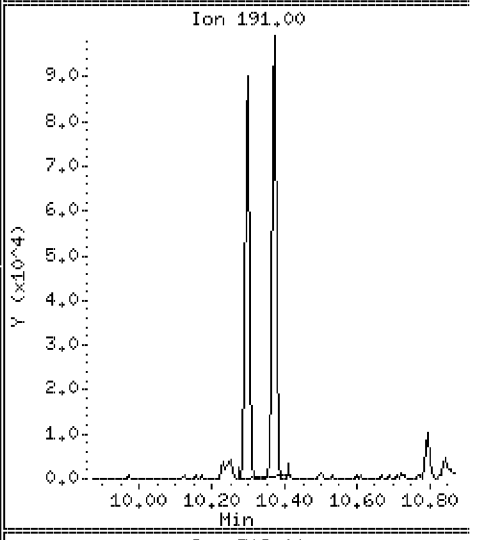

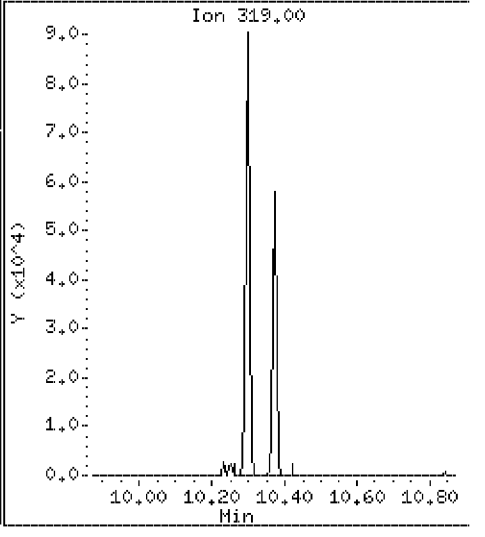

Data File: \\Svecd04\DD\chem\smsd03.i\S3042312.b\AP9CAL6.D

Date : 23-APR-2012 17:30

Client ID: AP9CAL6 Instrument: smsd03.i

Sample Info: 45956

Purge Volume: 1000.0 Operator: PEL

Column phase: HPMS-5 Column diameter: 0.25

114 p-Dimethylamino azobenzene Concentration: 83.4 ug/l

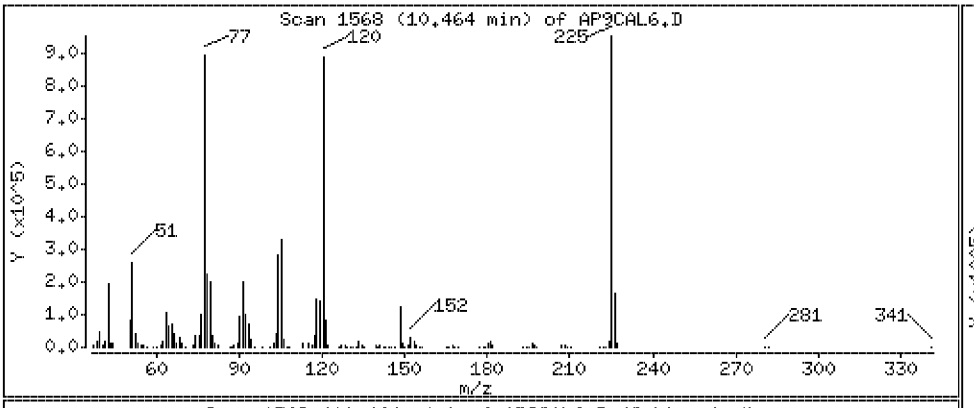

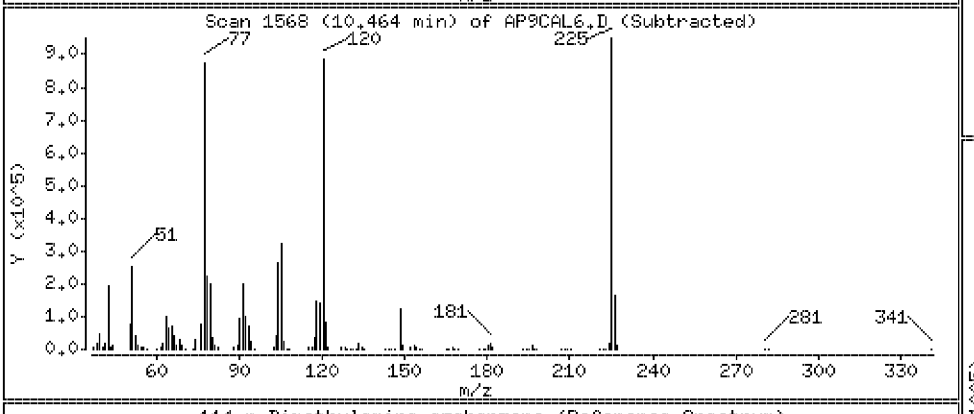

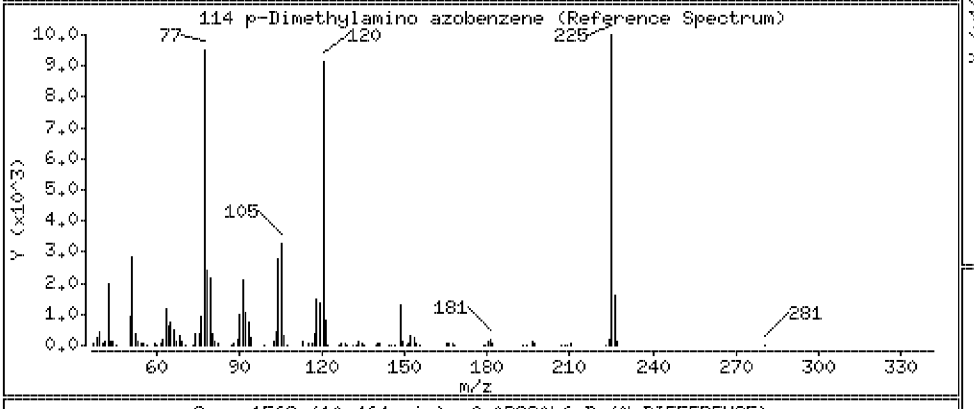

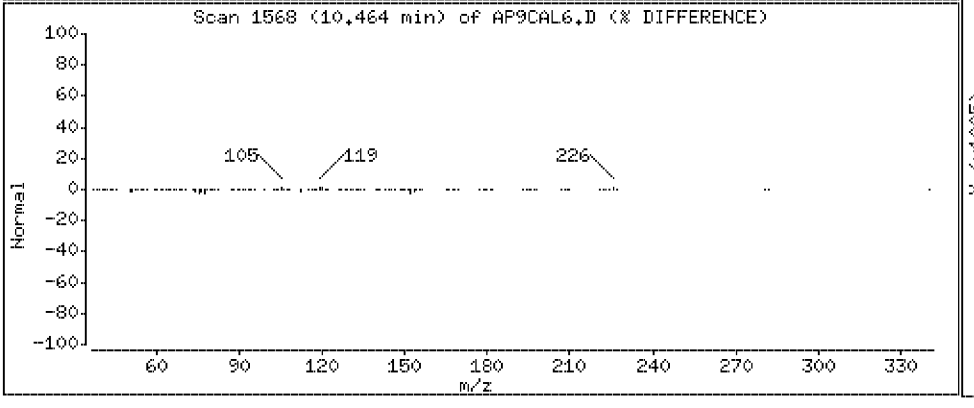

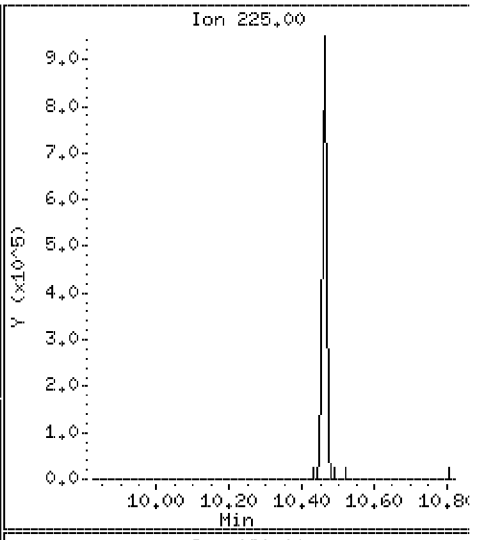

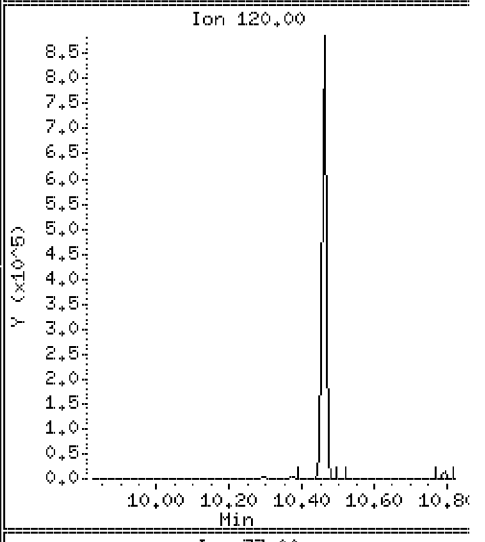

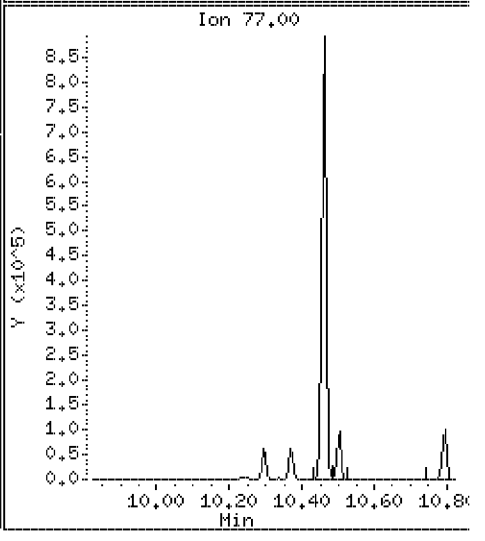

Data File: \\Svecd04\DD\chem\smsd03.i\S3042312.b\AP9CAL6.D

Date : 23-APR-2012 17:30

Client ID: AP9CAL6 Instrument: smsd03.i

Sample Info: 45956

Purge Volume: 1000.0 Operator: PEL

Column phase: HPMS-5 Column diameter: 0.25

115 Chlorobenzilate Concentration: 84.3 ug/l

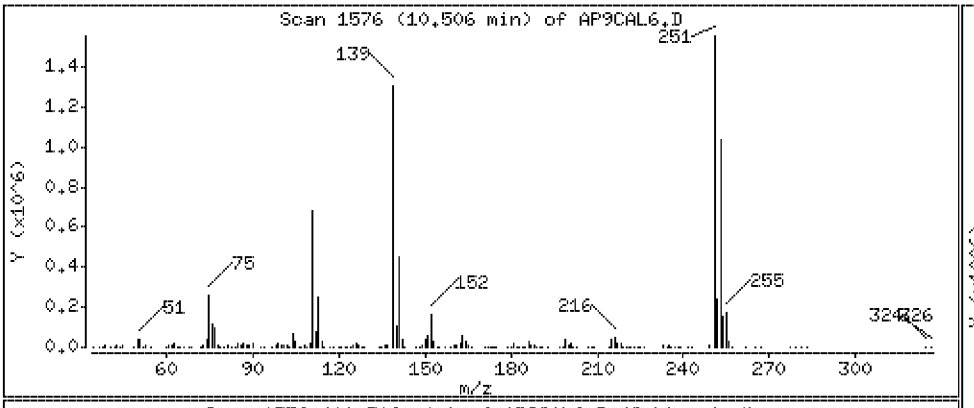

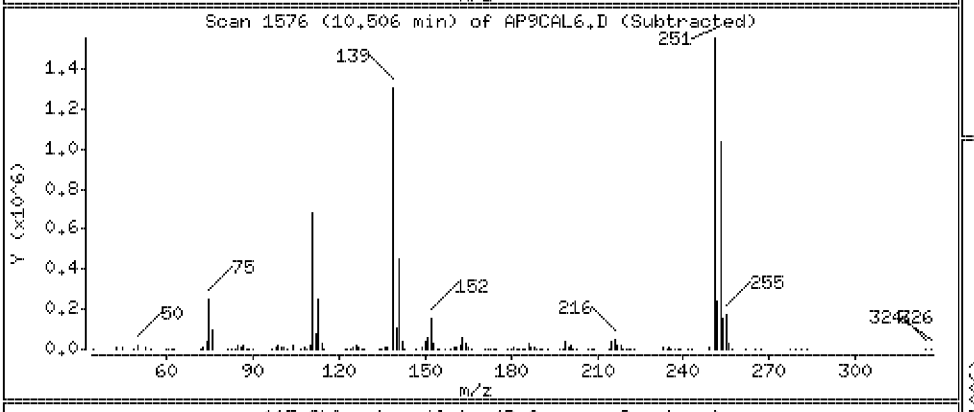

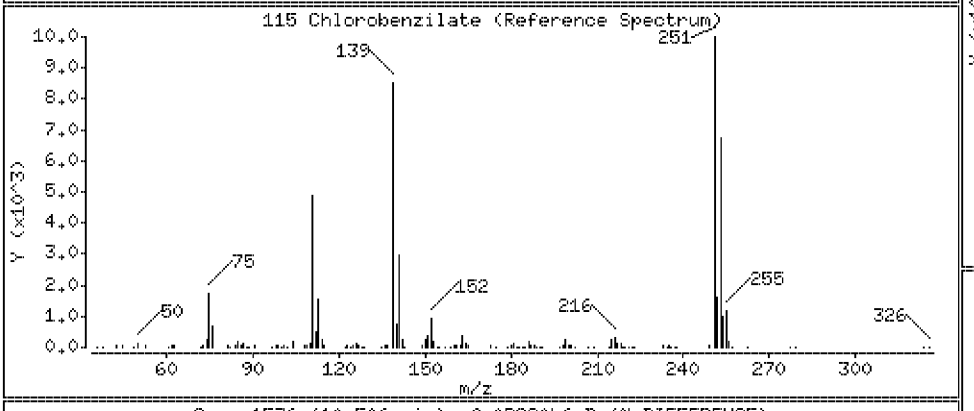

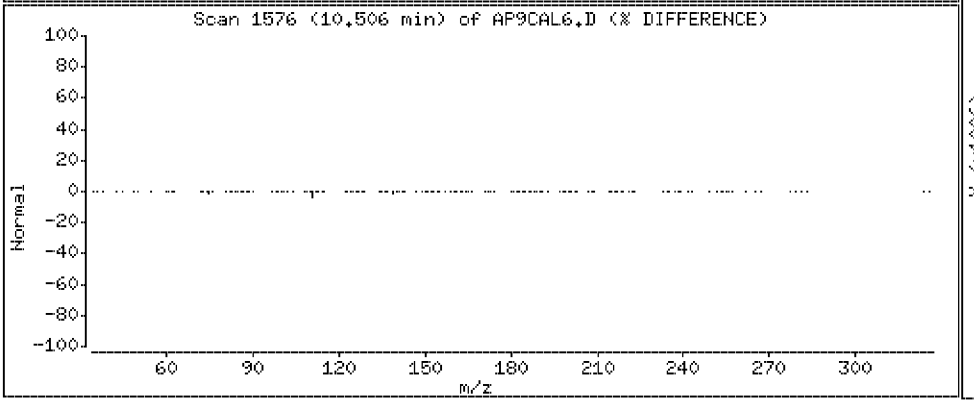

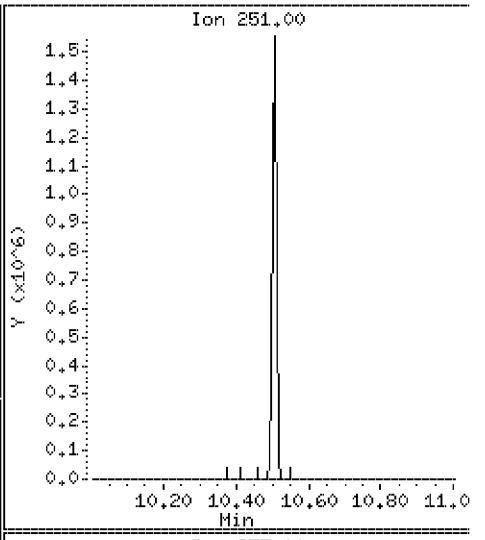

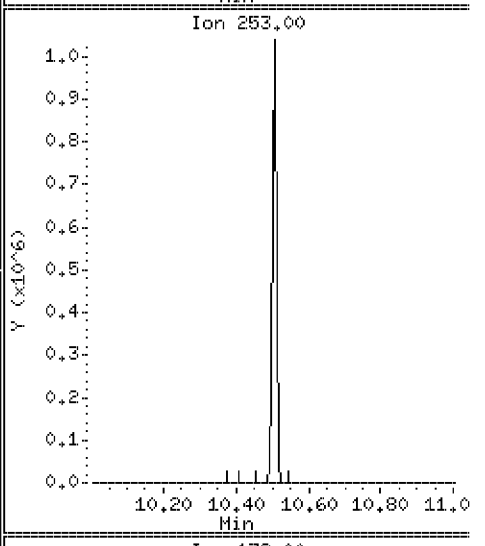

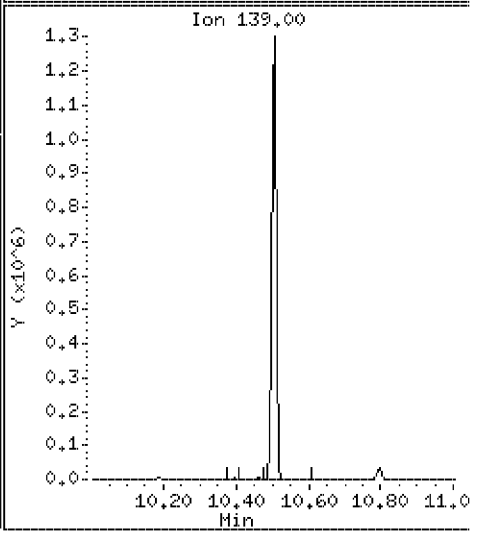

Data File: \\Svecd04\DD\chem\smsd03.i\S3042312.b\AP9CAL6.D

Date : 23-APR-2012 17:30

Client ID: AP9CAL6

Instrument: smsd03.i

Sample Info: 45956

Purge Volume: 1000.0

Operator: PEL

Column phase: HPMS-5

Column diameter: 0.25

116 Kepone

Concentration: 80.5 ug/l

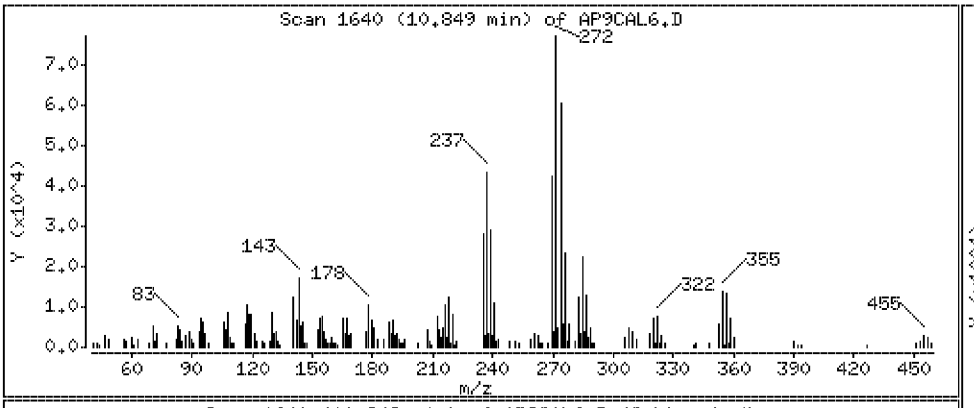

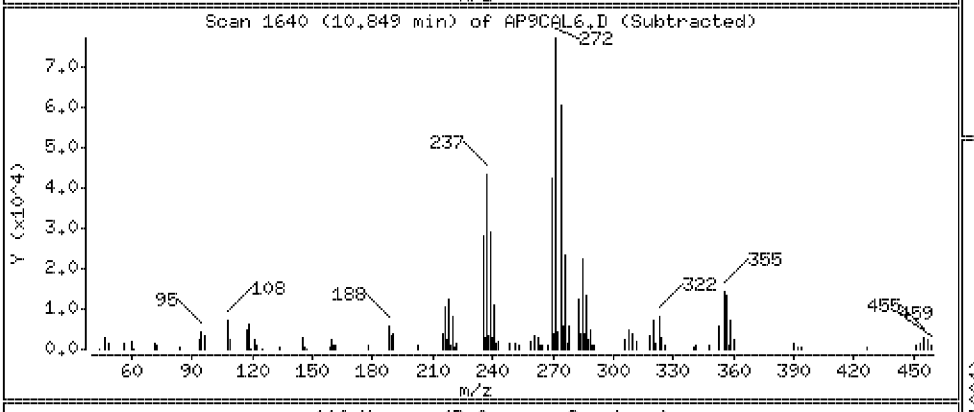

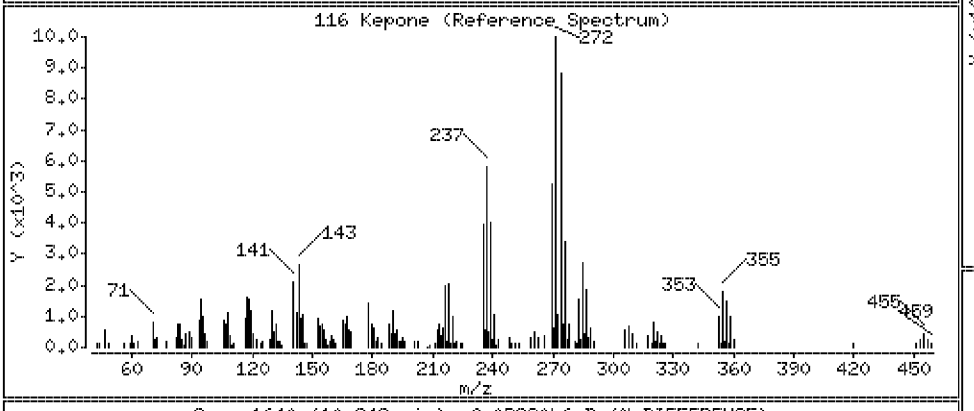

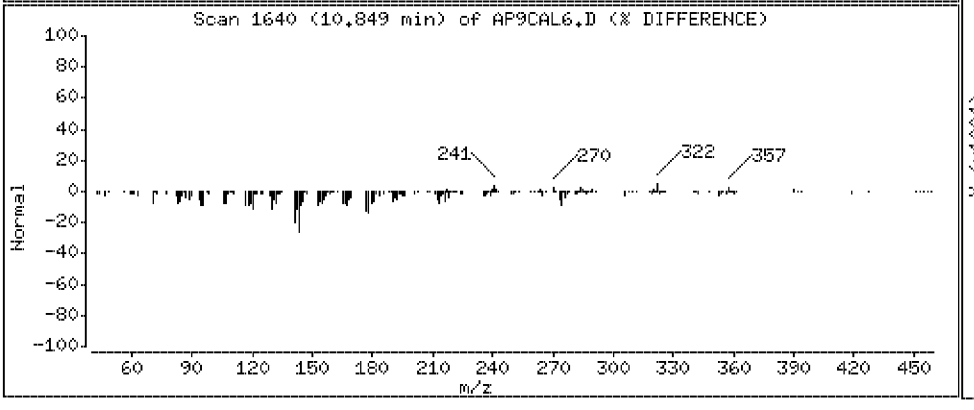

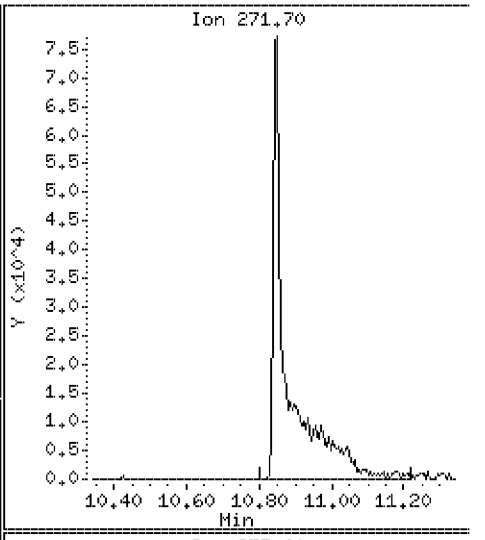

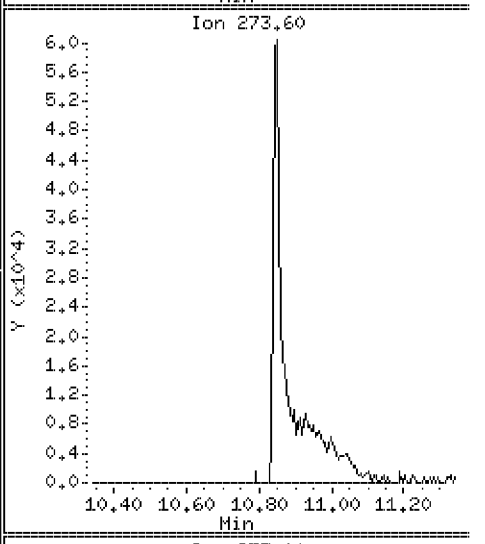

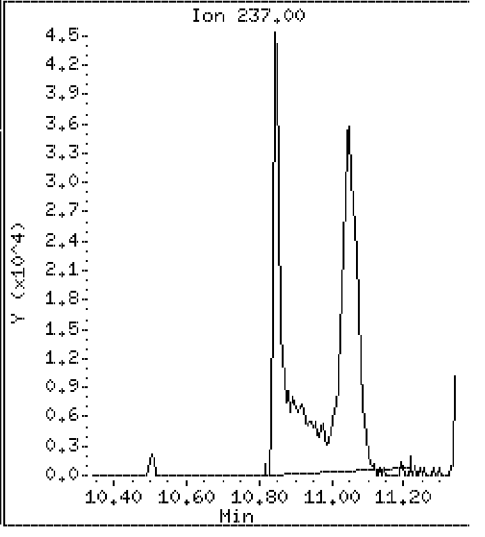

Data File: \\Svecd04\DD\chem\smsd03.i\S3042312.b\AP9CAL6.D

Date : 23-APR-2012 17:30

Client ID: AP9CAL6 | Instrument: smsd03.i

Sample Info: 45956

Purge Volume: 1000.0 | Operator: PEL

Column phase: HPMS-5 | Column diameter: 0.25

117 3,3-Dimethylbenzidine | Concentration: 76.3 ug/l

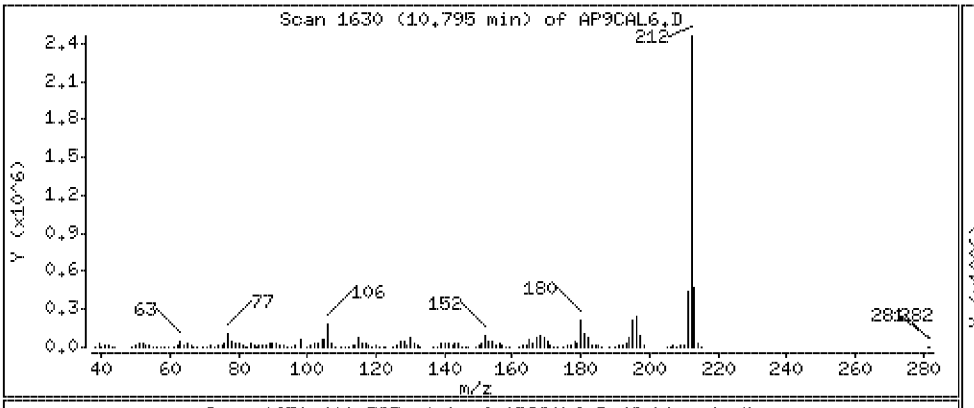

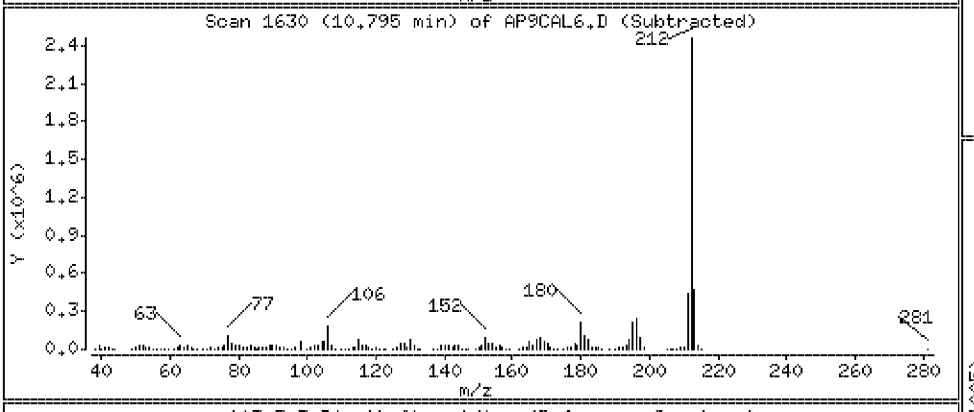

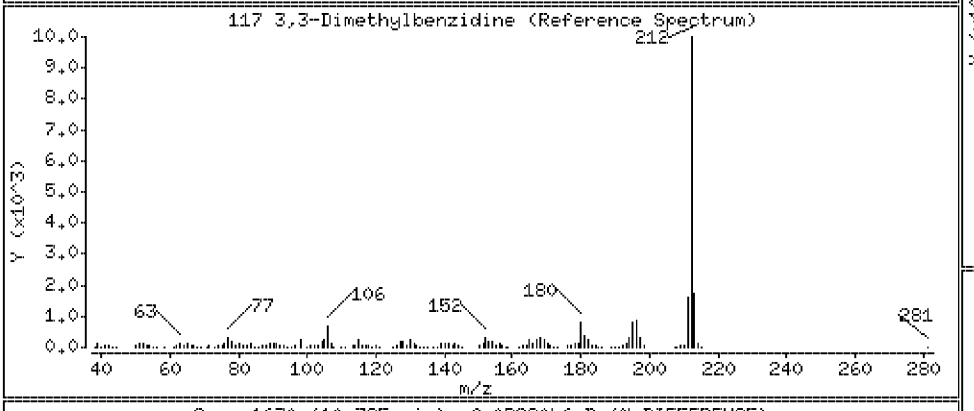

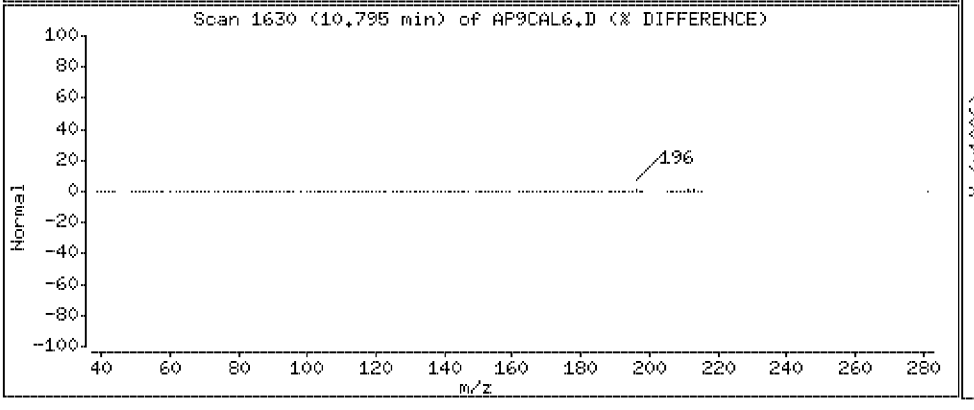

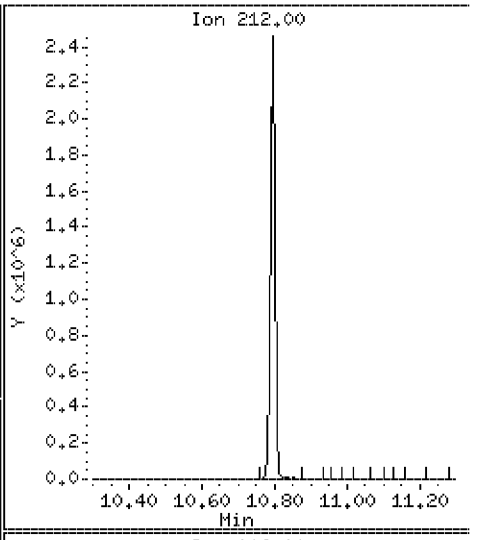

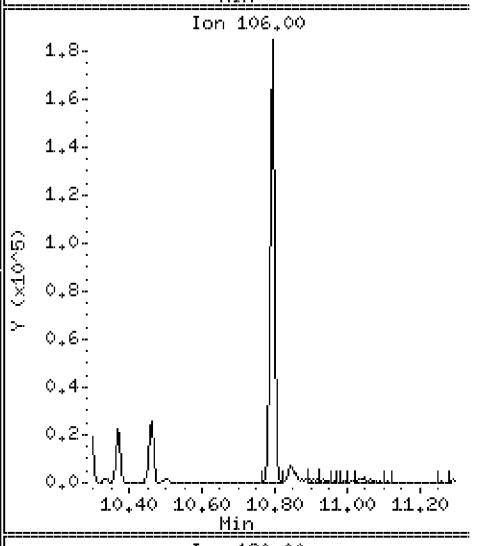

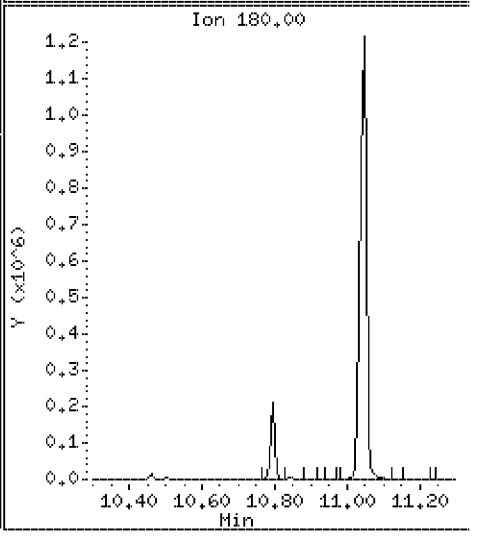

Data File: \\Svecd04\DD\chem\smsd03.i\S3042312.b\AP9CAL6.D

Date : 23-APR-2012 17:30

Client ID: AP9CAL6 | Instrument: smsd03.i

Sample Info: 45956

Purge Volume: 1000.0 | Operator: PEL

Column phase: HPMS-5 | Column diameter: 0.25

119 2-Acetylaminofluorene | Concentration: 84.6 ug/l

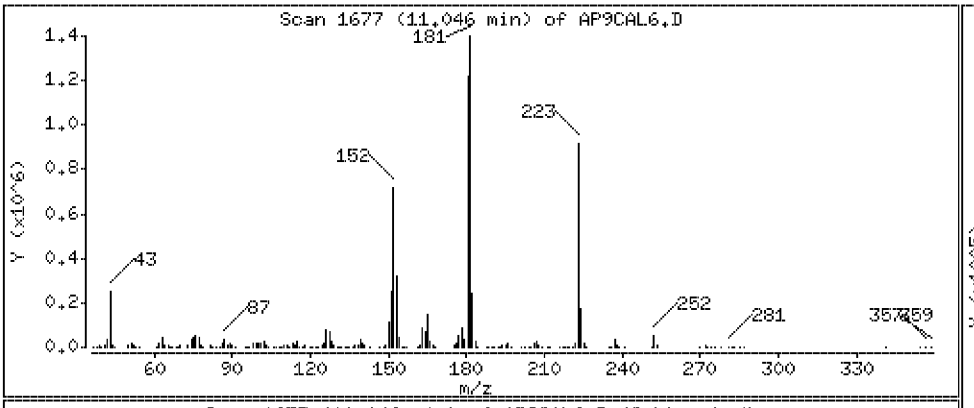

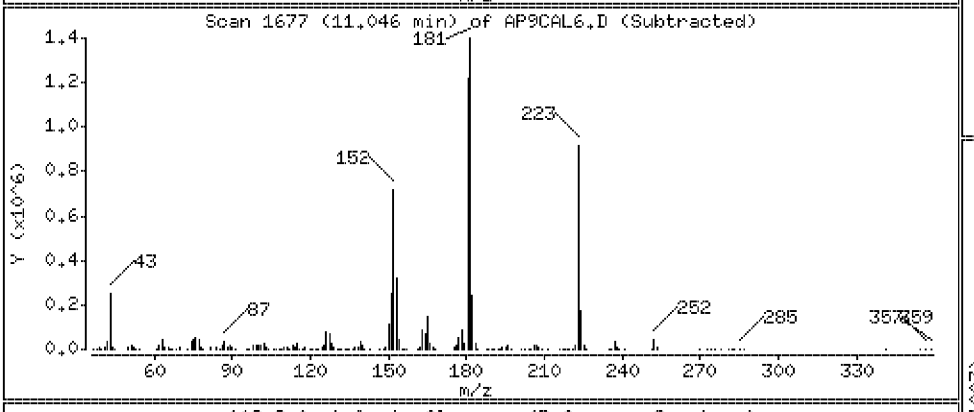

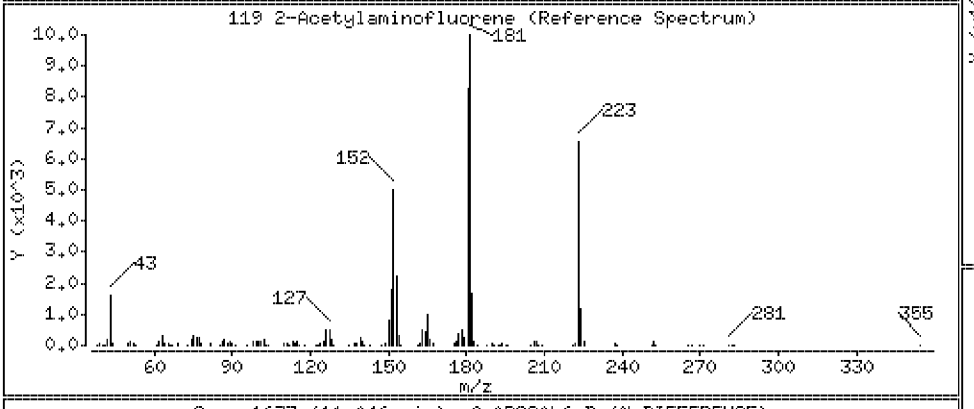

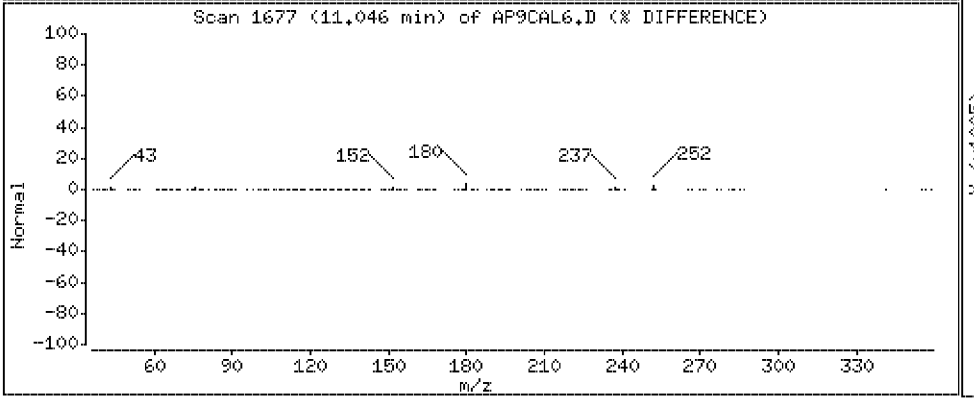

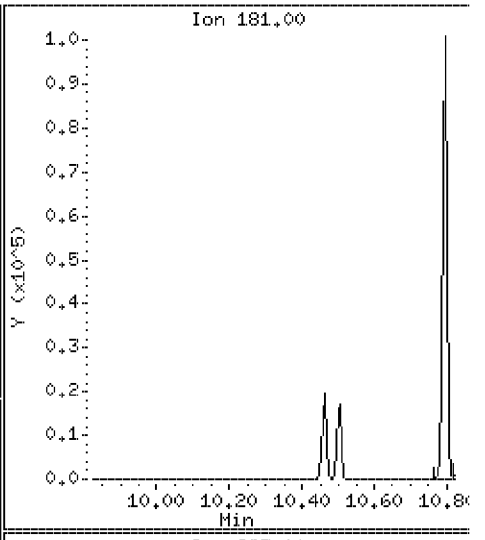

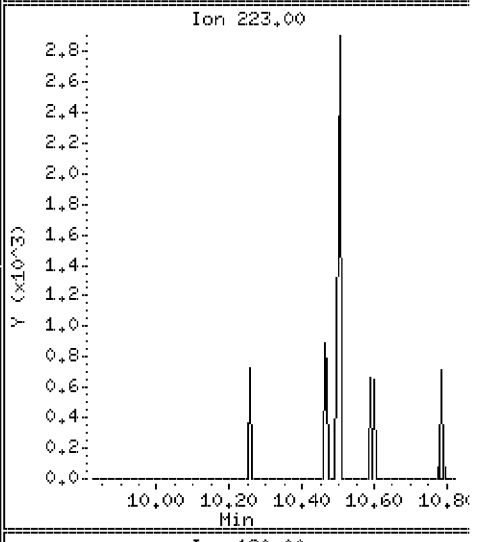

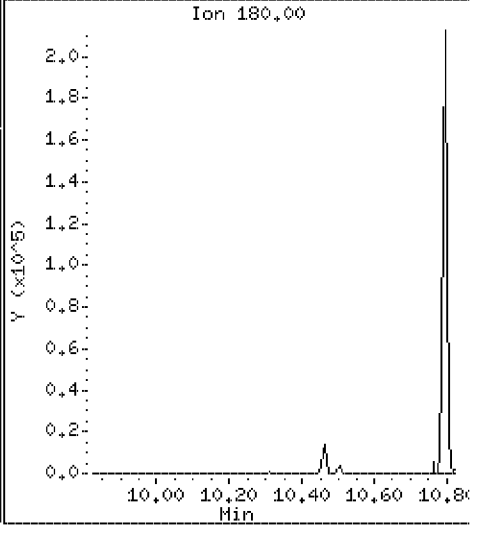

Data File: \\Svecd04\DD\chem\smsd03.i\S3042312.b\AP9CAL6.D

Date : 23-APR-2012 17:30

Client ID: AP9CAL6

Instrument: smsd03.i

Sample Info: 45956

Purge Volume: 1000.0

Operator: PEL

Column phase: HPMS-5

Column diameter: 0.25

126 7,12-Dimethylbenz(a)anthracen

Concentration: 83.6 ug/l

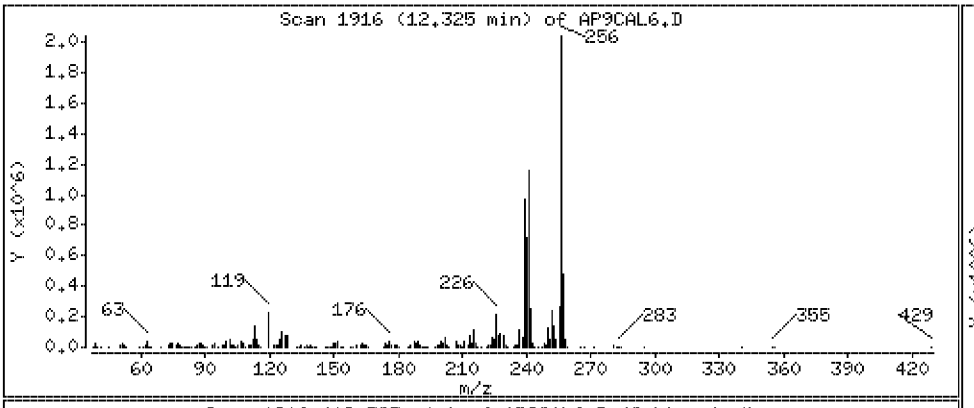

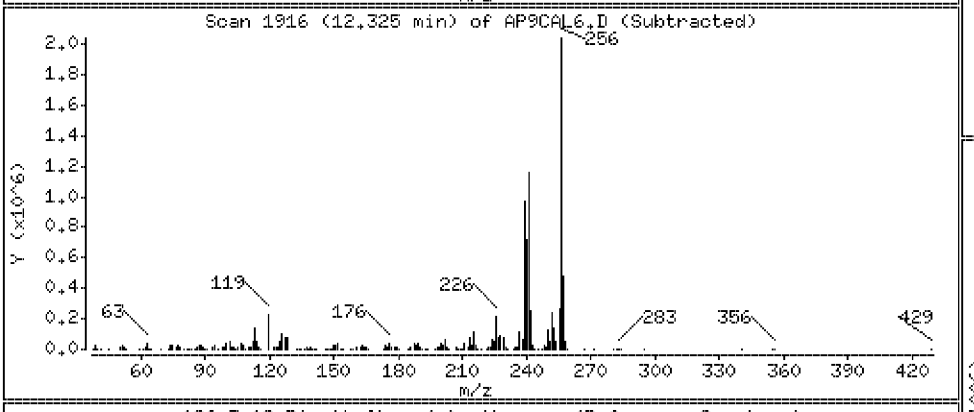

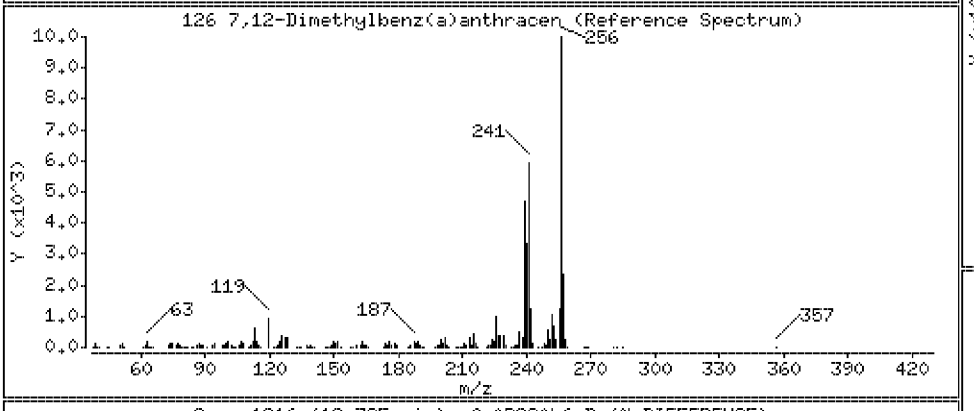

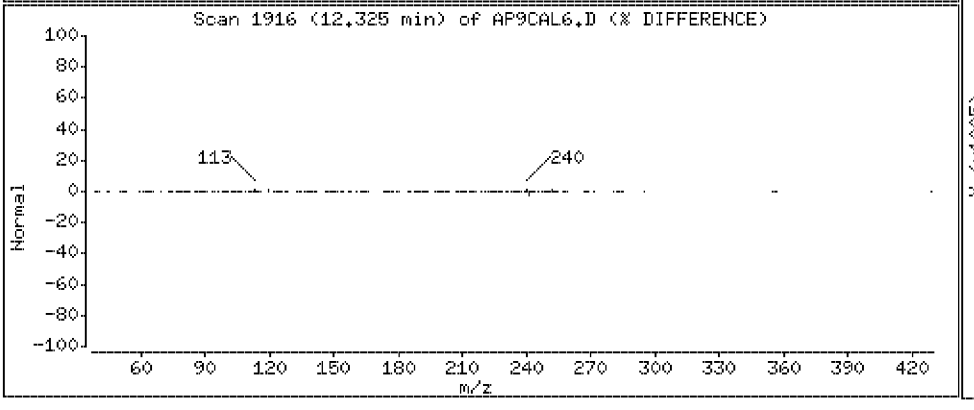

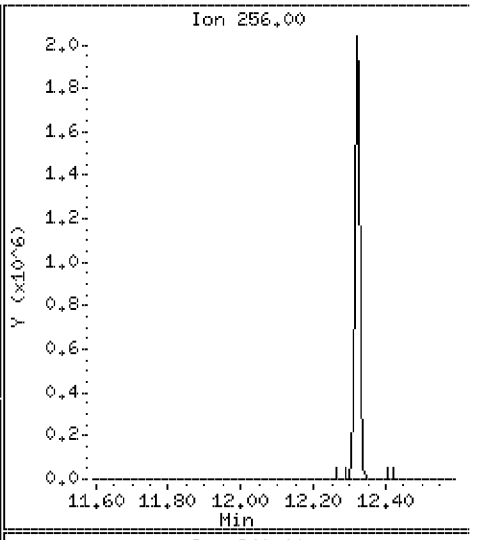

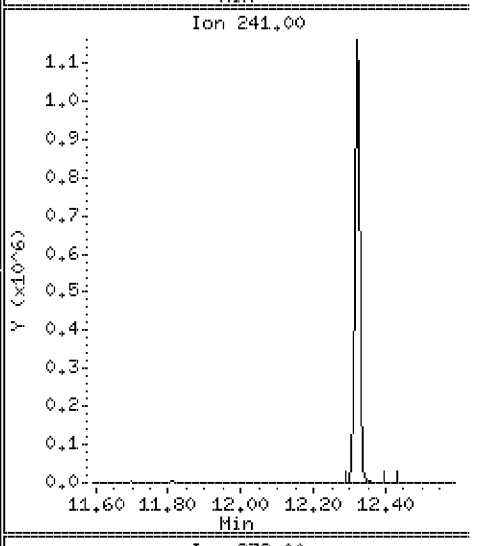

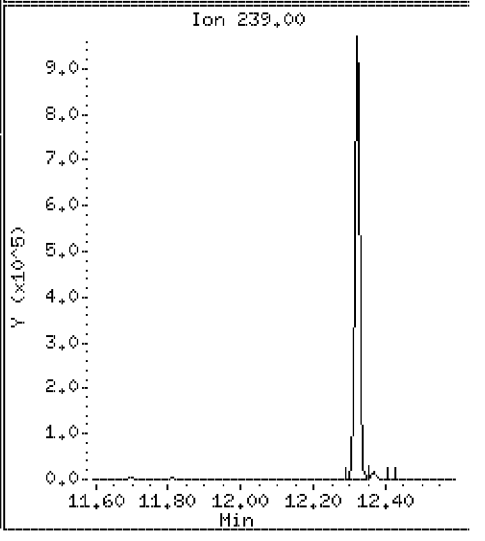

Data File: \\Svecd04\DD\chem\smsd03.i\S3042312.b\AP9CAL6.D

Date : 23-APR-2012 17:30

Client ID: AP9CAL6

Instrument: smsd03.i

Sample Info: 45956

Purge Volume: 1000.0

Operator: PEL

Column phase: HPMS-5

Column diameter: 0.25

131 3-Methylcholanthrene

Concentration: 79.6 ug/l

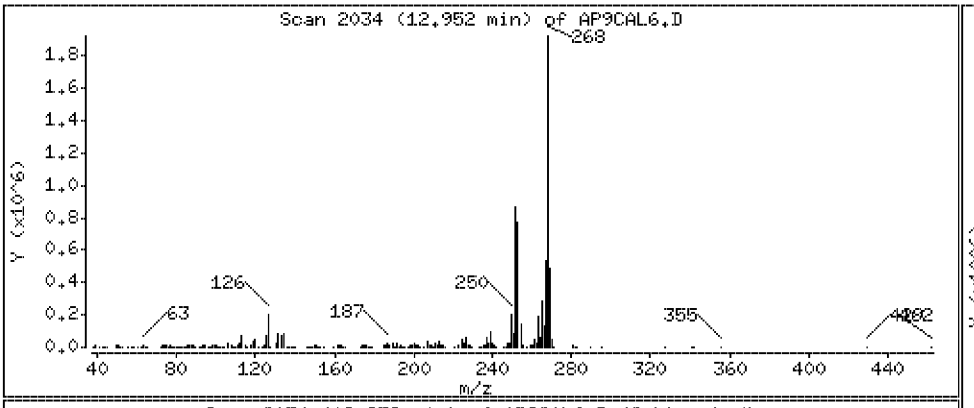

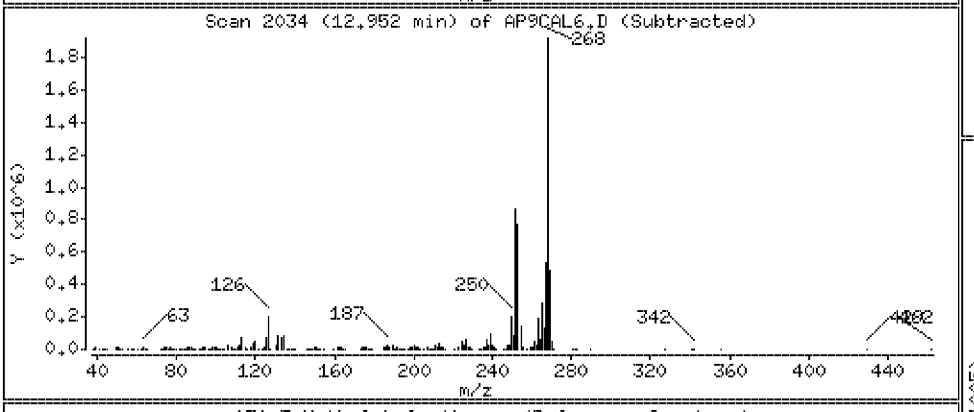

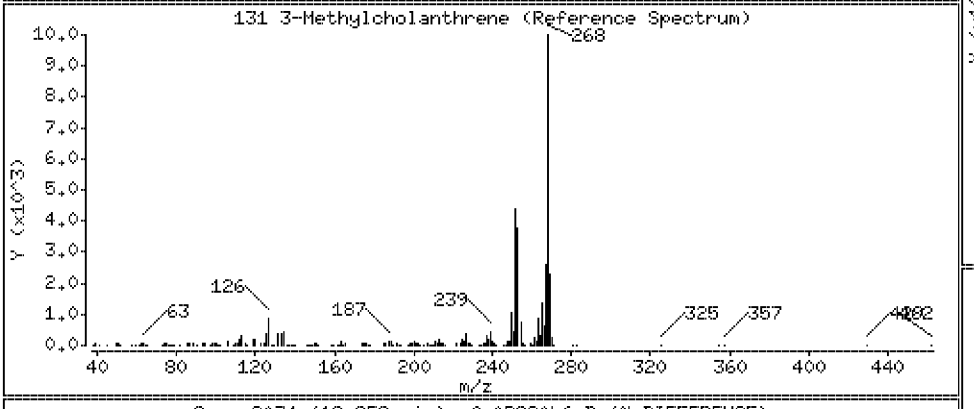

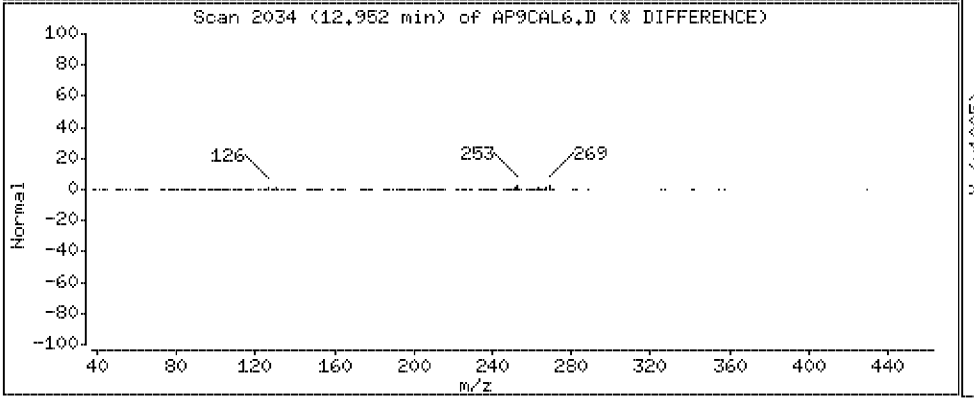

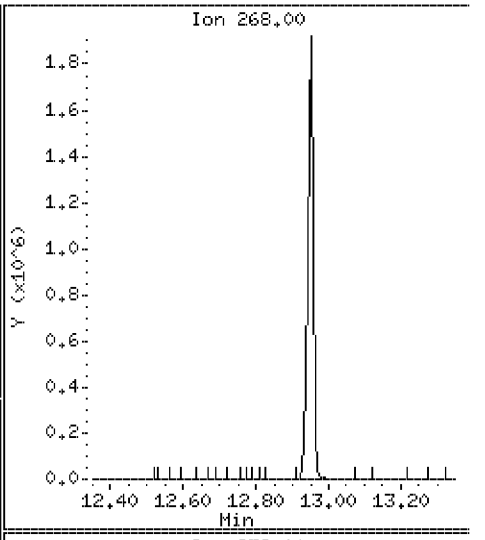

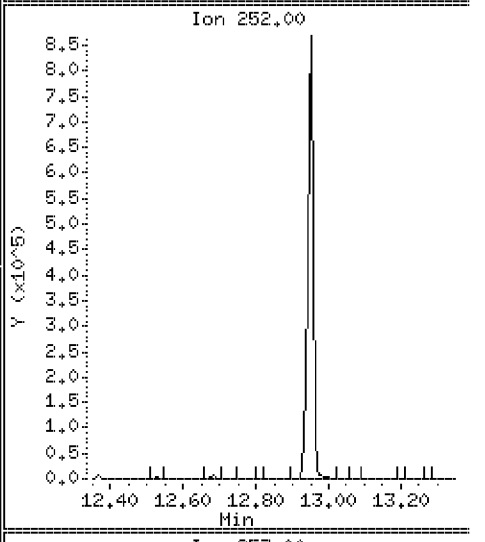

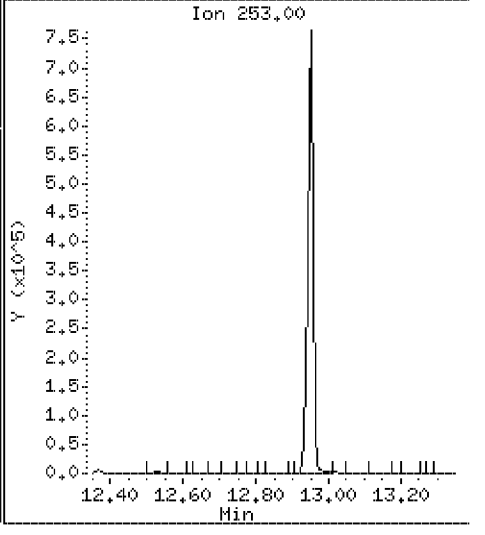

Data File: \\Svecd04\DD\chem\smsd03.i\S3042312.b\AP9CAL6.D

Date : 23-APR-2012 17:30

Client ID: AP9CAL6 | Instrument: smsd03.i

Sample Info: 45956

Purge Volume: 1000.0 | Operator: PEL

Column phase: HPMS-5 | Column diameter: 0.25

132 Dibenz(a,j)acridine | Concentration: 77.5 ug/l

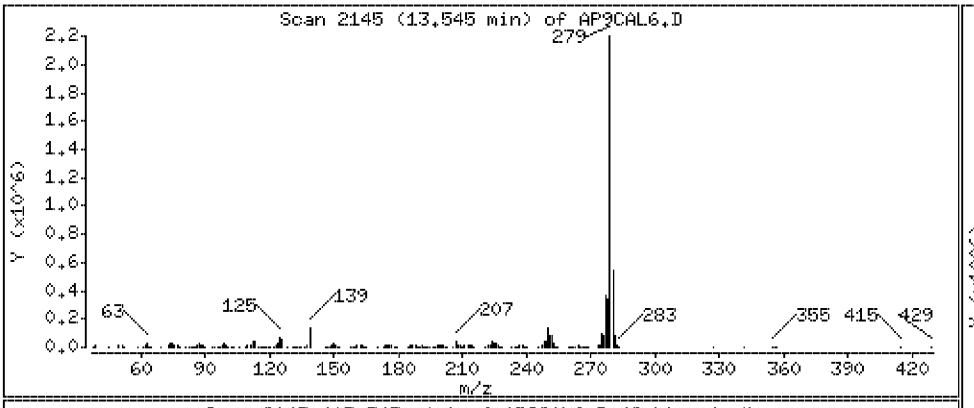

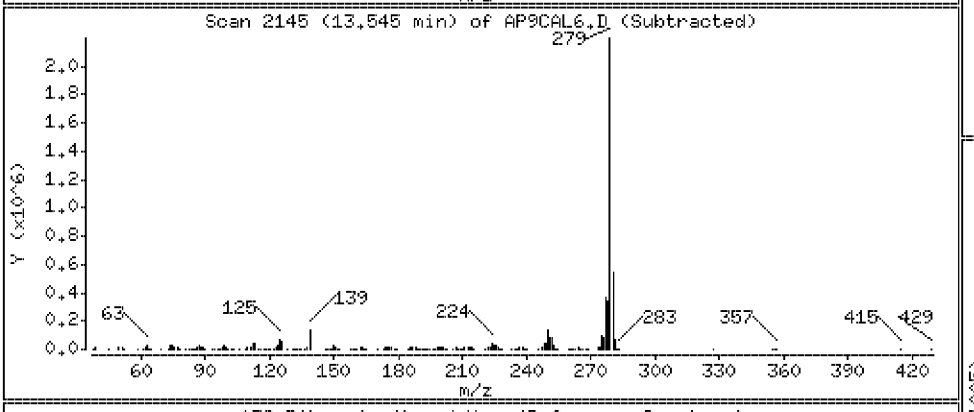

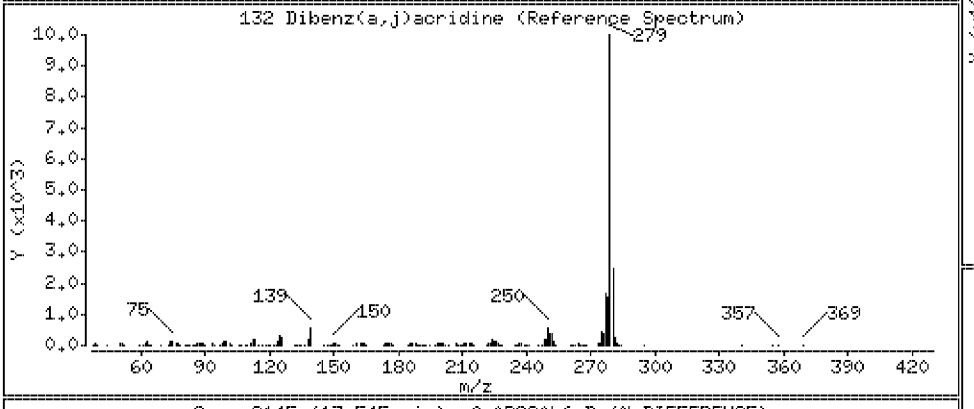

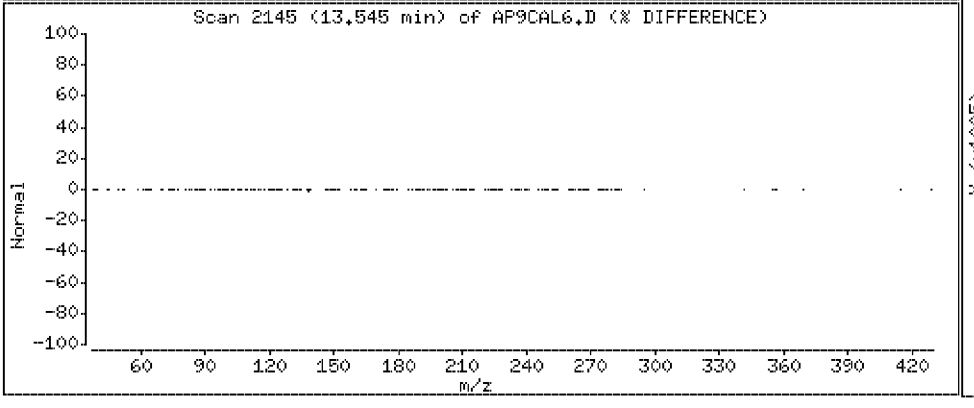

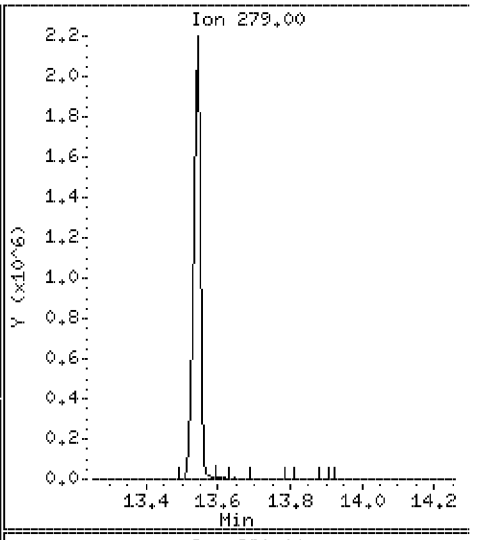

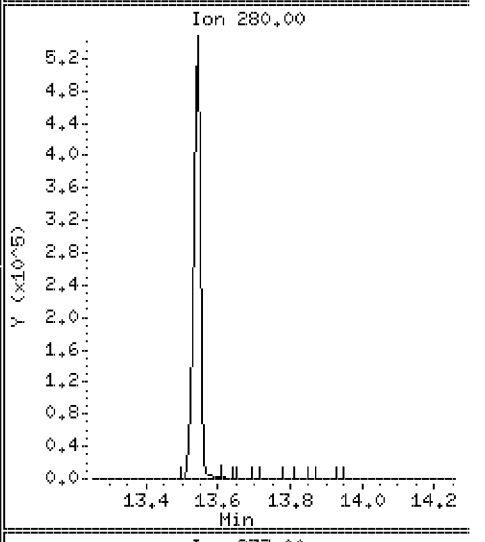

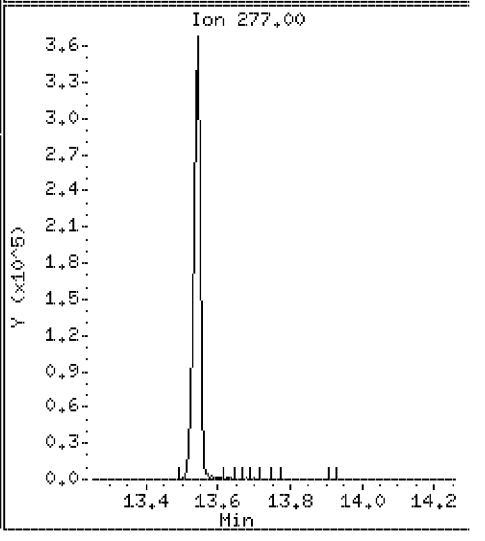

PEL Laboratories, Inc.

Data file : \\Svecd04\DD\chem\smsd03.i\S3042312.b\AP9CAL5.D
Lab Smp Id: 45957 Client Smp ID: AP9CAL5
Inj Date : 23-APR-2012 17:53 MS Autotune Date: 12-SEP-2011 18:58
Operator : PEL Inst ID: smsd03.i
Smp Info : 45957
Misc Info :
Comment :
Method : \\Svecd04\DD\chem\smsd03.i\S3042312.b\8270bcs.m
Meth Date : 25-Apr-2012 09:57 mjacobs Quant Type: ISTD
Cal Date : 23-APR-2012 17:30 Cal File: AP9CAL6.D
Als bottle: 20 Calibration Sample, Level: 5
Dil Factor: 1.00000
Integrator: HP Genie Compound Sublist: ap9cal.sub
Target Version: 4.14 Sample Matrix: WATER

Concentration Formula: Amt * DF * (1/(Vo/1000))*Vf * CpndVariable

Name	Value	Description
DF	1.000	Dilution Factor
Vo	1000.000	Volume of sample extracted (mL)
Vf	1.000	Final Volume
Cpnd Variable		Local Compound Variable

RT	EXP RT	REL RT	MASS	RESPONSE	AMOUNTS CAL-AMT (ug/ml)	AMOUNTS ON-COL (ug/ml)	TARGET RANGE	RATIO
3 2- Picoline						CAS #: 109-06-8		
2.929	3.382	(0.659)	93	661230	60.0000	60.5	70.00- 130.00	100.00
2.929	3.382	(0.659)	66	326818			46.98- 106.98	49.43
2.929	3.382	(0.659)	92	170698			941.44-1001.44	25.82
4 N-Nitrosomethylethylamine						CAS #: 10595-95-6		
3.006	3.005	(0.676)	88	286824	60.0000	61.5	80.00- 120.00	100.00
3.006	3.005	(0.676)	43	136329			16.66- 76.66	47.53
3.005	3.005	(0.676)	42	280689			75.28- 135.28	97.86
5 Methyl Methanesulfonate						CAS #: 66-27-3		
3.240	3.383	(0.729)	80	467106	60.0000	60.6	70.00- 130.00	100.00
3.241	3.383	(0.729)	79	274826			41.30- 101.30	58.84
3.240	3.383	(0.729)	65	128010			390.98- 450.98	27.40
7 N-Nitrosodiethylamine						CAS #: 55-18-5		
3.553	3.383	(0.799)	102	290150	60.0000	62.8	70.00- 130.00	100.00
3.552	3.383	(0.799)	42	197323			4947.35-5007.35	68.01
3.552	3.383	(0.799)	57	121263			172953.97-173013.97	41.79
8 Ethyl Methanesulfonate						CAS #: 62-50-0		
3.790	4.446	(0.852)	79	478090	60.0000	59.7	70.00- 130.00	100.00

```
                                          AMOUNTS
                                        CAL-AMT   ON-COL
  RT   EXP RT   REL RT   MASS  RESPONSE (ug/ml)  (ug/ml)   TARGET RANGE    RATIO
 ==== ======== ========  ====  ======== =======  =======   ============    =====

    8 Ethyl Methanesulfonate (continued)
3.790    4.446 ( 0.852)   109    253360                   103.08- 163.08    52.99
3.790    4.446 ( 0.852)    97     91687                    71.09- 131.09    19.18
--------------------------------------------------------------------------------
   12 Pentachloroethane                              CAS #: 76-01-7
4.208    4.207 ( 0.946)   167    281771 60.0000     61.7  80.00- 120.00   100.00
4.207    4.207 ( 0.946)   117    199949                    42.54- 102.54    70.96
4.207    4.207 ( 0.946)   130    116632                    11.81-  71.81    41.39
--------------------------------------------------------------------------------
*  18 1,4-Dichlorobenzene-d4                         CAS #: 3855-82-1
4.447    4.448 ( 1.000)   152    298732 40.0000            80.00- 120.00   100.00
4.446    4.448 ( 1.000)   115    186837                    32.20-  92.20    62.54
4.447    4.448 ( 1.000)   150    446403                   139.77- 199.77   149.43
--------------------------------------------------------------------------------
   24 N-Nitrosopyrrolidine                           CAS #: 930-55-2
4.789    4.944 ( 1.077)   100    300018 60.0000     61.6  70.00- 130.00   100.00
4.789    4.944 ( 1.077)    41    199637                   349.38- 409.38    66.54
4.790    4.944 ( 1.077)    42    187111                  7836.39-7896.39    62.37
--------------------------------------------------------------------------------
   25 Acetophenone                                   CAS #: 98-86-2
4.802    4.807 ( 0.856)   105    868211 60.0000     61.5  70.00- 130.00   100.00
4.802    4.807 ( 0.856)    77    877384                  4410.01-4470.01   101.06
4.801    4.807 ( 0.856)    51    220429                  1262.06-1322.06    25.39
--------------------------------------------------------------------------------
   27 N-Nitrosomorpholine                            CAS #: 59-89-2
4.820    4.446 ( 1.084)    56    307480 60.0000     61.6  70.00- 130.00   100.00
4.820    4.446 ( 1.084)   116    110991                   116.25- 176.25    36.10
4.820    4.446 ( 1.084)    86    211709                   171.65- 231.65    68.85
--------------------------------------------------------------------------------
   29 o-Toluidine                                    CAS #: 95-53-4
4.838    4.814 ( 1.088)   106    986717 60.0000     62.1  70.00- 130.00   100.00
4.837    4.814 ( 1.088)    77    235065                 36058.41-36118.41    23.82
4.838    4.814 ( 1.088)   107    743315                 76505.71-76565.71    75.33
--------------------------------------------------------------------------------
   33 N-Nitrosopiperidine                            CAS #: 100-75-4
5.097    4.798 ( 0.909)   114    264422 60.0000     61.6  70.00- 130.00   100.00
5.096    4.798 ( 0.909)    42    309524                  3934.42-3994.42   117.06
5.096    4.798 ( 0.909)    55    162184                   491.51- 551.51    61.34
--------------------------------------------------------------------------------
   37 o,o,o-Triethylphosphorothioate                 CAS #: 126-68-1
5.339    5.338 ( 1.200)   198    454156 60.0000     63.2  80.00- 120.00   100.00
5.337    5.338 ( 1.200)    97    298152                    34.93-  94.93    65.65
5.337    5.338 ( 1.200)    65    242956                    24.79-  84.79    53.50
--------------------------------------------------------------------------------
   39 a,a-Dimethylphenethylamine                     CAS #: 122-09-8
5.442    5.370 ( 0.970)    58    936712 60.0000     62.2  70.00- 130.00   100.00(M)
5.443    5.370 ( 0.971)    91    295666                    64.34- 124.34    31.56
5.443    5.370 ( 0.971)    65    160214                 12409.05-12469.05    17.10
--------------------------------------------------------------------------------
*  43 Naphthalene-d8                                 CAS #: 1146-65-2
5.608    5.610 ( 1.000)   136    988043 40.0000            80.00- 120.00   100.00
5.607    5.610 ( 1.000)    68     49973                     0.00-  35.51     5.06
--------------------------------------------------------------------------------
```

RT	EXP RT	REL RT	MASS	RESPONSE	AMOUNTS CAL-AMT (ug/ml)	AMOUNTS ON-COL (ug/ml)	TARGET RANGE	RATIO
46 2,6-Dichlorophenol						CAS #: 87-65-0		
5.694	5.691	(1.015)	162	519272	60.0000	62.8	70.00- 130.00	100.00
5.693	5.691	(1.015)	63	394092			8424.37-8484.37	75.89
5.693	5.691	(1.015)	98	143122			164.07- 224.07	27.56
47 Hexachloropropene						CAS #: 1888-71-7		
5.714	5.712	(1.019)	213	689674	60.0000	62.7	80.00- 120.00	100.00
5.714	5.712	(1.019)	215	438595			34.61- 94.61	63.59
5.712	5.712	(1.019)	117	135537			0.00- 50.39	19.65
49 N-Nitrosodi-n-butylamine						CAS #: 924-16-3		
5.994	6.287	(1.069)	84	496752	60.0000	62.4	70.00- 130.00	100.00
5.993	6.287	(1.069)	57	294067			1288.18-1348.18	59.20
5.993	6.287	(1.069)	41	251977			66.46- 126.46	50.72
52 Isosafrole						CAS #: 120-58-1		
6.201	6.619	(1.106)	162	495230	60.0000	61.8	70.00- 130.00	100.00
6.201	6.619	(1.106)	104	357435			0.00- 46.22	72.18
6.201	6.619	(1.106)	131	243524			37.69- 97.69	49.17
56 1,2,4,5-Tetrachlorobenzene						CAS #: 95-94-3		
6.453	6.452	(0.884)	216	797183	60.0000	62.7	80.00- 120.00	100.00
6.453	6.452	(0.884)	214	618791			48.19- 108.19	77.62
6.452	6.452	(0.883)	108	138086			0.00- 47.81	17.32
60 Safrole						CAS #: 94-59-7		
6.704	6.619	(1.195)	162	481751	60.0000	64.1	70.00- 130.00	100.00
6.703	6.619	(1.195)	104	296680			0.00- 46.22	61.58
6.703	6.619	(1.195)	77	188035			0.00- 57.00	39.03
64 1,4-Naphthoquinone						CAS #: 130-15-4		
6.933	6.642	(0.949)	158	460979	60.0000	64.2	70.00- 130.00	100.00
6.932	6.642	(0.949)	102	399624			523.56- 583.56	86.69
6.933	6.642	(0.949)	130	207935			0.00- 46.52	45.11
66 1,3-Dinitrobenzene						CAS #: 99-65-0		
7.070	7.368	(0.968)	168	215652	60.0000	63.5	70.00- 130.00	100.00
7.069	7.368	(0.968)	75	275820			98.40- 158.40	127.90
7.068	7.368	(0.968)	50	159266			177.84- 237.84	73.85
* 70 Acenaphthene-d10						CAS #: 15067-26-2		
7.303	7.305	(1.000)	164	671117	40.0000		80.00- 120.00	100.00
7.303	7.305	(1.000)	162	649076			64.73- 124.73	96.72
7.303	7.305	(1.000)	160	296512			12.46- 72.46	44.18
73 Pentachlorobenzene						CAS #: 608-93-5		
7.468	7.467	(1.023)	250	782775	60.0000	63.1	80.00- 120.00	100.00
7.468	7.467	(1.023)	252	505686			34.92- 94.92	64.60
7.467	7.467	(1.022)	108	213436			0.00- 56.94	27.27
77 1-Naphthylamine						CAS #: 134-32-7		
7.582	7.837	(1.038)	143	729811	60.0000	62.2	70.00- 130.00	100.00
7.582	7.837	(1.038)	115	416965			7143.21-7203.21	57.13

RT	EXP RT	REL RT	MASS	RESPONSE	AMOUNTS CAL-AMT (ug/ml)	AMOUNTS ON-COL (ug/ml)	TARGET RANGE	RATIO
77 1-Naphthylamine (continued)								
7.582	7.837	(1.038)	89	82438			2068.79-2128.79	11.30
78 2,3,4,6-Tetrachlorophenol						CAS #: 58-90-2		
7.636	7.634	(1.046)	232	428810	60.0000	63.0	70.00- 130.00	100.00
7.634	7.634	(1.045)	168	115252			42.05- 102.05	26.88
7.634	7.634	(1.045)	131	176527			9.10- 69.10	41.17
79 2-Naphthylamine						CAS #: 91-59-8		
7.662	7.837	(1.049)	143	955969	60.0000	62.1	70.00- 130.00	100.00
7.661	7.837	(1.049)	115	544390			7143.21-7203.21	56.95
7.661	7.837	(1.049)	116	213086			667.96- 727.96	22.29
83 5-Nitro-ortho-toluidine						CAS #: 99-55-8		
7.858	7.896	(1.076)	152	379299	60.0000	63.5	70.00- 130.00	100.00
7.858	7.896	(1.076)	106	275127			505.60- 565.60	72.54
7.857	7.896	(1.076)	77	472016			735.48- 795.48	124.44
90 1,3,5-Trinitrobenzene						CAS #: 99-35-4		
8.219	8.152	(1.125)	75	967531	60.0000	58.3	70.00- 130.00	100.00
8.219	8.152	(1.125)	74	601997			50.14- 110.14	62.22
8.220	8.152	(1.126)	213	343167			40.88- 100.88	35.47
89 Diallate						CAS #: 2303-16-4		
8.231	8.081	(1.127)	86	520491	60.0000	62.4	70.00- 130.00	100.00(M)
8.231	8.081	(1.127)	43	505021			0.00- 38.70	97.03
8.236	8.081	(1.128)	234	344226			0.00- 39.00	66.13
92 Phenacetin						CAS #: 62-44-2		
8.268	8.384	(0.944)	109	567067	60.0000	60.0	70.00- 130.00	100.00
8.268	8.384	(0.944)	108	665628			77.38- 137.38	117.38
8.269	8.384	(0.944)	179	385244			133.19- 193.19	67.94
91 p-Phenylenediamine						CAS #: 106-50-3		
8.268	8.082	(0.944)	108	665628	60.0000	64.4	70.00- 130.00	100.00
8.268	8.082	(0.944)	80	186775			1858.68-1918.68	28.06
8.268	8.082	(0.944)	53	84257			5306.16-5366.16	12.66
97 Pentachloronitrobenzene						CAS #: 82-68-8		
8.590	8.589	(0.980)	237	310871	60.0000	63.9	80.00- 120.00	100.00
8.590	8.589	(0.981)	295	121653			7.36- 67.36	39.13
8.589	8.589	(0.980)	142	221827			42.99- 102.99	71.36
98 4-Aminobiphenyl						CAS #: 92-67-1		
8.577	8.584	(0.979)	169	1450589	60.0000	61.9	70.00- 130.00	100.00
8.577	8.584	(0.979)	168	322372			0.00- 49.63	22.22
8.577	8.584	(0.979)	115	181243			0.00- 40.98	12.49
99 Pronamide						CAS #: 23950-58-5		
8.634	8.781	(0.986)	173	735075	60.0000	63.1	70.00- 130.00	100.00
8.634	8.781	(0.986)	175	475527			2051.90-2111.90	64.69
8.634	8.781	(0.985)	145	283232			63.94- 123.94	38.53

RT	EXP RT	REL RT	MASS	RESPONSE	AMOUNTS CAL-AMT (ug/ml)	AMOUNTS ON-COL (ug/ml)	TARGET RANGE	RATIO
* 100 Phenanthrene-d10						CAS #: 1517-22-2		
8.761	8.761	(1.000)	188	1355530	40.0000		80.00- 120.00	100.00
8.760	8.761	(1.000)	94	92642			0.00- 36.35	6.83
8.759	8.761	(1.000)	80	114493			0.00- 37.82	8.45
102 Dinoseb						CAS #: 88-85-7		
8.755	8.753	(0.999)	211	470584	60.0000	59.8	80.00- 120.00	100.00
8.755	8.753	(0.999)	163	177982			7.77- 67.77	37.82
8.754	8.753	(0.999)	117	101432			0.00- 52.05	21.55
106 4-Nitroquinoline-1-oxide						CAS #: 56-57-5		
9.544	9.334	(1.089)	174	17550	60.0000	58.1	70.00- 130.00	100.00
9.544	9.334	(1.089)	128	39536			429.24- 489.24	225.28
9.544	9.334	(1.089)	101	64046			988.96-1048.96	364.93
107 Methapyrilene						CAS #: 91-80-5		
9.610	10.322	(1.097)	97	29428	60.0000	64.8	70.00- 130.00	100.00
9.610	10.322	(1.097)	58	29142			11.52- 71.52	99.03
9.613	10.322	(1.097)	191	4566			0.00- 52.18	15.52
108 Isodrin						CAS #: 465-73-6		
9.802	10.279	(1.119)	193	251322	60.0000	60.8	70.00- 130.00	100.00
9.801	10.279	(1.119)	66	229957			17952.44-18012.44	91.50
9.802	10.279	(1.119)	195	213931			1135.23-1195.23	85.12
113 Aramite						CAS #: 140-57-8		
10.368	10.370	(0.913)	185	236266	60.0000	62.1	80.00- 120.00	100.00(M)
10.368	10.370	(0.913)	191	119912			21.78- 81.78	50.75
10.298	10.370	(0.907)	319	86387			6.67- 66.67	36.56
114 p-Dimethylamino azobenzene						CAS #: 60-11-7		
10.462	10.323	(0.921)	225	592870	60.0000	63.2	70.00- 130.00	100.00
10.461	10.323	(0.921)	120	568700			99.50- 159.50	95.92
10.460	10.323	(0.921)	77	610509			9.48- 69.48	102.98
115 Chlorobenzilate						CAS #: 510-15-6		
10.505	10.503	(0.925)	251	919028	60.0000	63.4	80.00- 120.00	100.00
10.505	10.503	(0.925)	253	604979			35.78- 95.78	65.83
10.503	10.503	(0.925)	139	834578			60.72- 120.72	90.81
116 Kepone						CAS #: 143-50-0		
10.843	10.840	(0.955)	272	159105	60.0000	64.1	80.00- 120.00	100.00(M)
10.843	10.840	(0.955)	274	123320			51.74- 111.74	77.51
10.843	10.840	(0.955)	237	145619			0.00- 59.52	91.52
117 3,3-Dimethylbenzidine						CAS #: 119-93-7		
10.794	10.799	(0.951)	212	1797568	60.0000	63.1	70.00- 130.00	100.00
10.793	10.799	(0.951)	106	122981			2299.94-2359.94	6.84
10.794	10.799	(0.951)	180	140762			6.44- 66.44	7.83
119 2-Acetylaminofluorene						CAS #: 53-96-3		
11.044	10.324	(0.973)	181	1055355	60.0000	64.2	70.00- 130.00	100.00
11.044	10.324	(0.973)	223	683404			491.83- 551.83	64.76

RT	EXP RT	REL RT	MASS	RESPONSE	AMOUNTS CAL-AMT (ug/ml)	AMOUNTS ON-COL (ug/ml)	TARGET RANGE	RATIO
119 2-Acetylaminofluorene (continued)								
11.044	10.324	(0.973)	180	901087			639.65- 699.65	85.38
* 121 Chrysene-d12						CAS #: 1719-03-5		
11.354	11.359	(1.000)	240	1594383	40.0000		80.00- 120.00	100.00
11.353	11.359	(1.000)	120	83130			0.00- 36.38	5.21
11.354	11.359	(1.000)	236	426988			0.00- 57.06	26.78
126 7,12-Dimethylbenz(a)anthracen						CAS #: 57-97-6		
12.322	12.088	(0.972)	256	1408186	60.0000	63.5	70.00- 130.00	100.00
12.322	12.088	(0.972)	241	807969			77.87- 137.87	57.38
12.322	12.088	(0.972)	239	654701			73.24- 133.24	46.49
* 130 Perylene-d12						CAS #: 1520-96-3		
12.679	12.682	(1.000)	264	1557275	40.0000		80.00- 120.00	100.00
12.679	12.682	(1.000)	260	380789			0.00- 54.80	24.45
12.679	12.682	(1.000)	265	357749			0.00- 53.39	22.97
131 3-Methylcholanthrene						CAS #: 56-49-5		
12.948	12.847	(1.021)	268	1574139	60.0000	63.0	70.00- 130.00	100.00
12.948	12.847	(1.021)	252	686686			13.23- 73.23	43.62
12.948	12.847	(1.021)	253	601758			6.61- 66.61	38.23
132 Dibenz(a,j)acridine						CAS #: 224-42-0		
13.540	13.755	(1.068)	279	2254872	60.0000	62.8	70.00- 130.00	100.00
13.540	13.755	(1.068)	280	540946			0.00- 41.79	23.99
13.540	13.755	(1.068)	277	351033			93.47- 153.47	15.57

QC Flag Legend

M - Compound response manually integrated.

Data File: \\Svecd04\DD\chem\smsd03.i\S3042312.b\AP9CAL5.D
Date : 23-APR-2012 17:53
Client ID: AP9CAL5
Sample Info: 45957
Purge Volume: 1000.0
Column phase: HPMS-5

Instrument: smsd03.i
Operator: PEL
Column diameter: 0.25

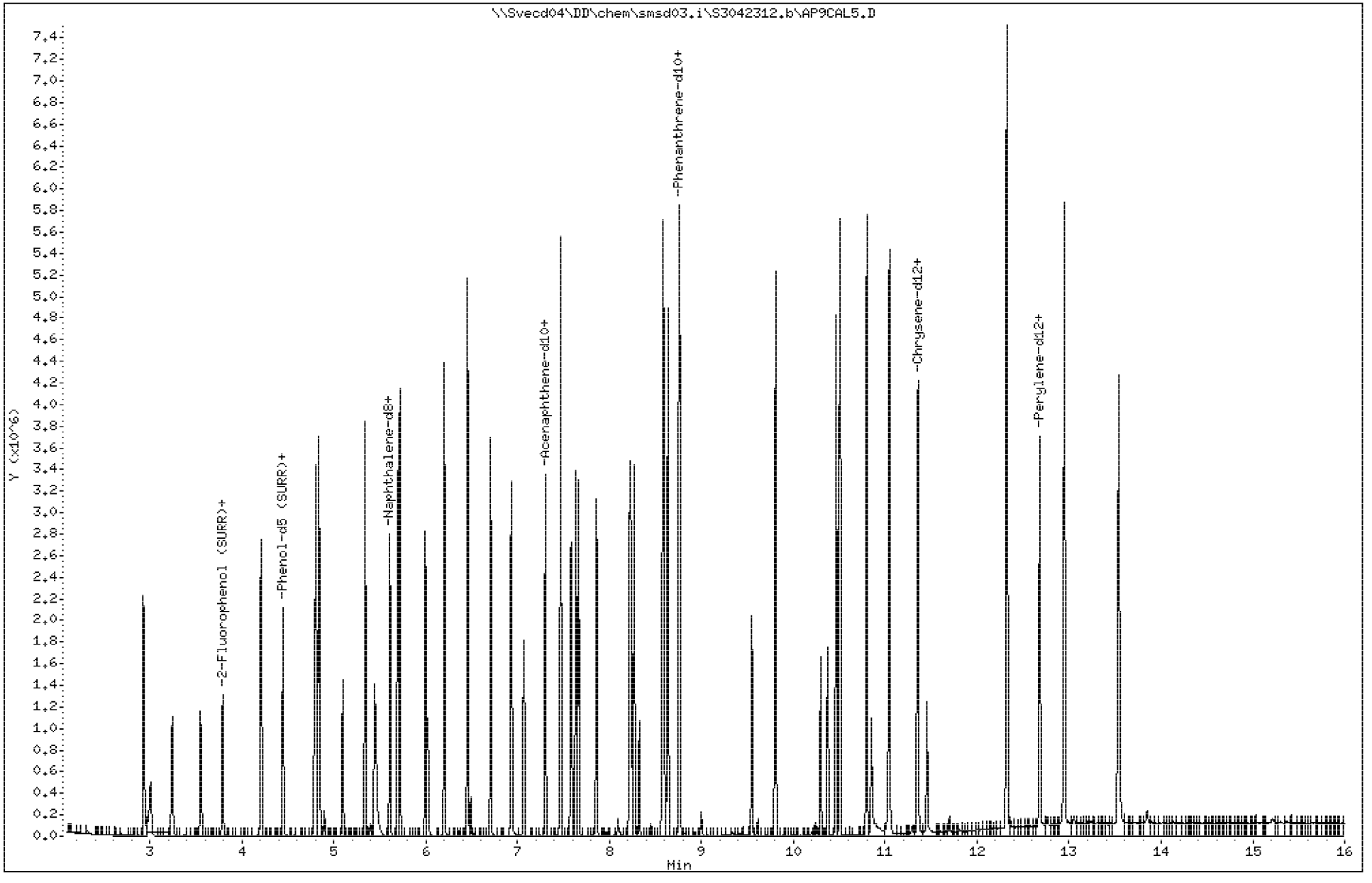

1434

3505892

Data File: \\Svecd04\DD\chem\smsd03.i\S3042312.b\AP9CAL5.D

Date : 23-APR-2012 17:53

Client ID: AP9CAL5 | Instrument: smsd03.i

Sample Info: 45957

Purge Volume: 1000.0 | Operator: PEL

Column phase: HPMS-5 | Column diameter: 0.25

3 2- Picoline | Concentration: 60.5 ug/l

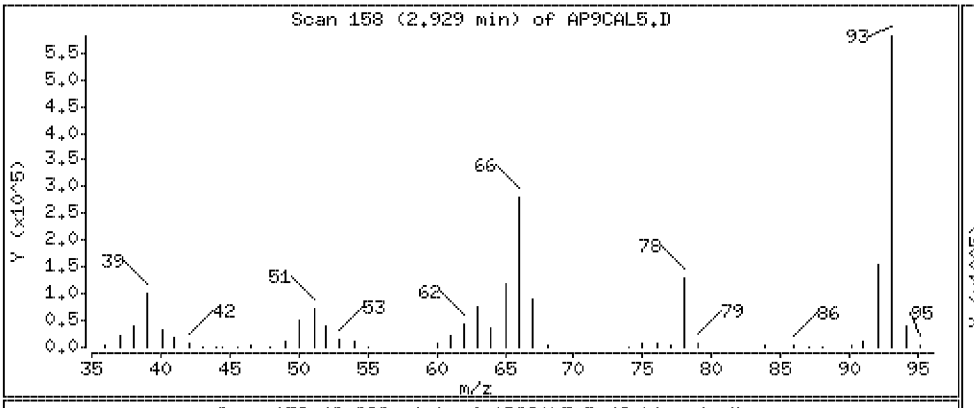

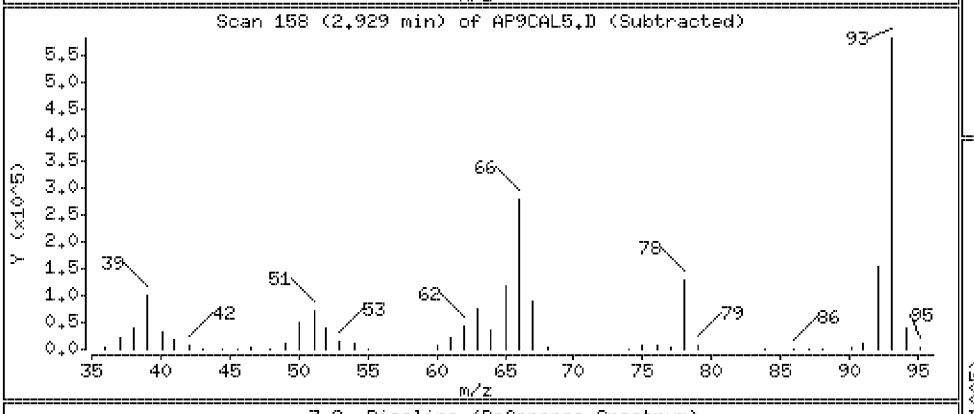

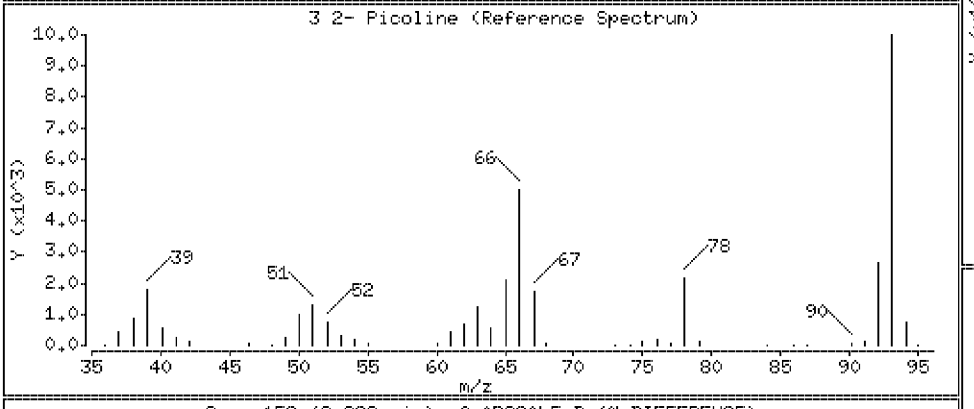

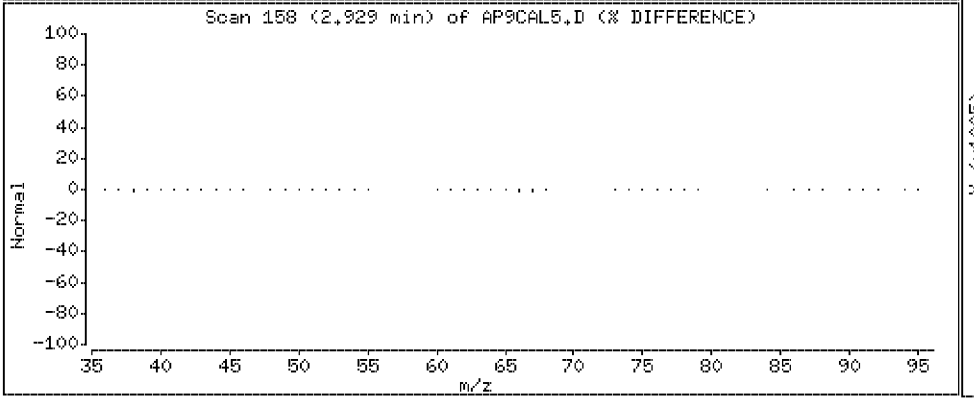

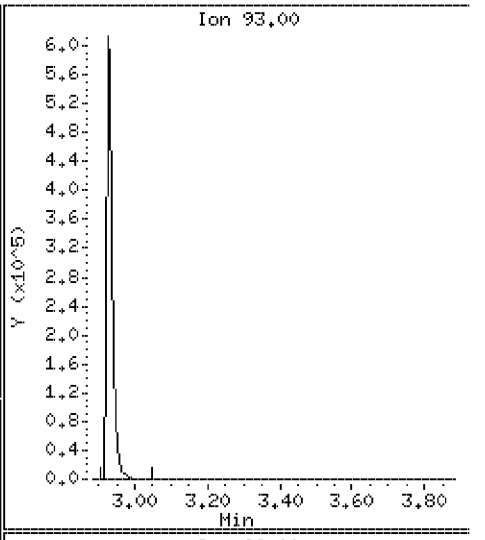

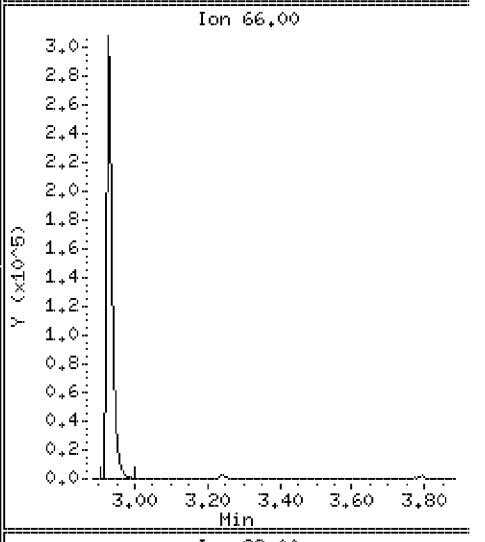

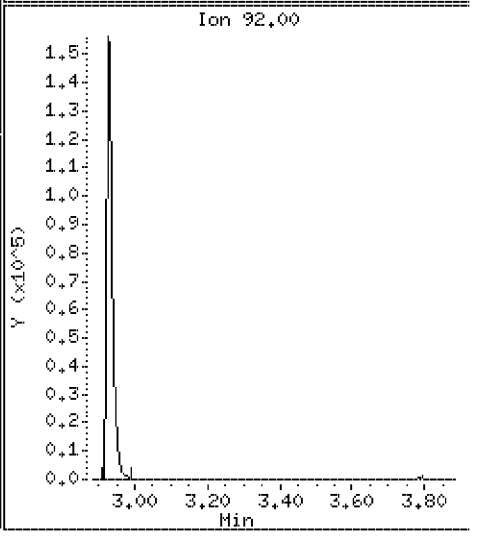

Data File: \\Svecd04\DD\chem\smsd03.i\S3042312.b\AP9CAL5.D

Date : 23-APR-2012 17:53

Client ID: AP9CAL5 Instrument: smsd03.i

Sample Info: 45957

Purge Volume: 1000.0 Operator: PEL

Column phase: HPMS-5 Column diameter: 0.25

4 N-Nitrosomethylethylamine Concentration: 61.5 ug/l

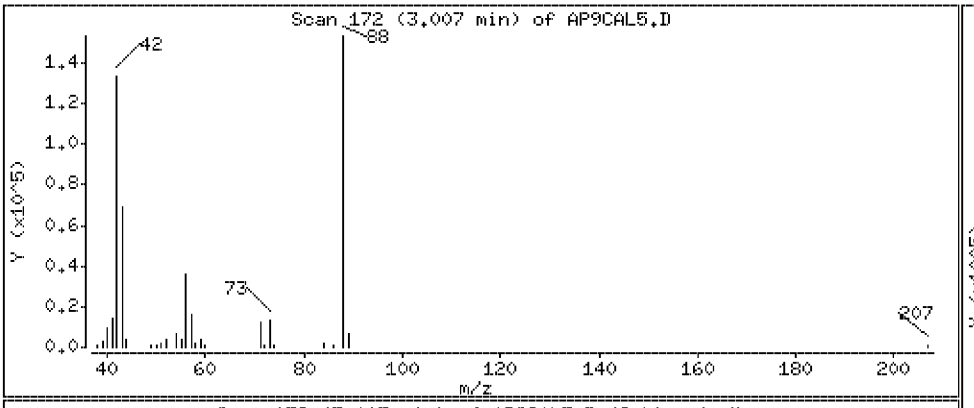

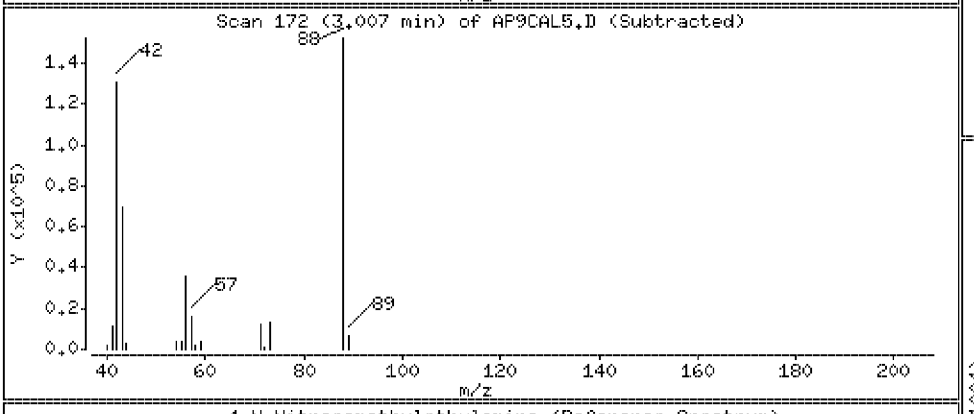

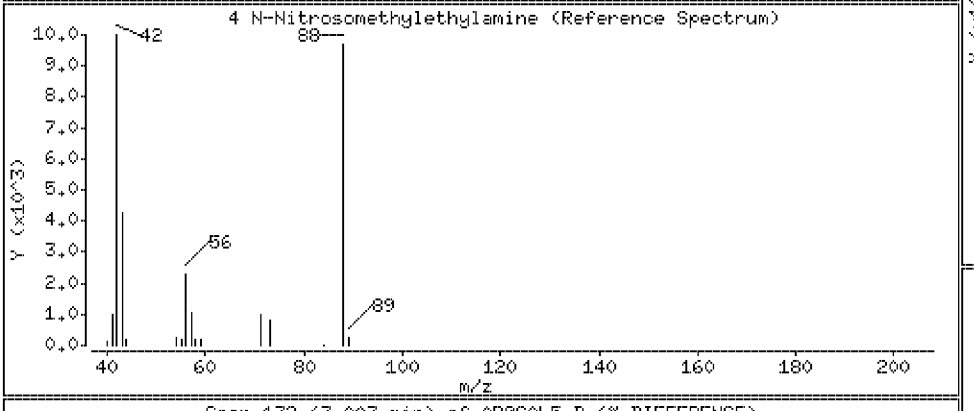

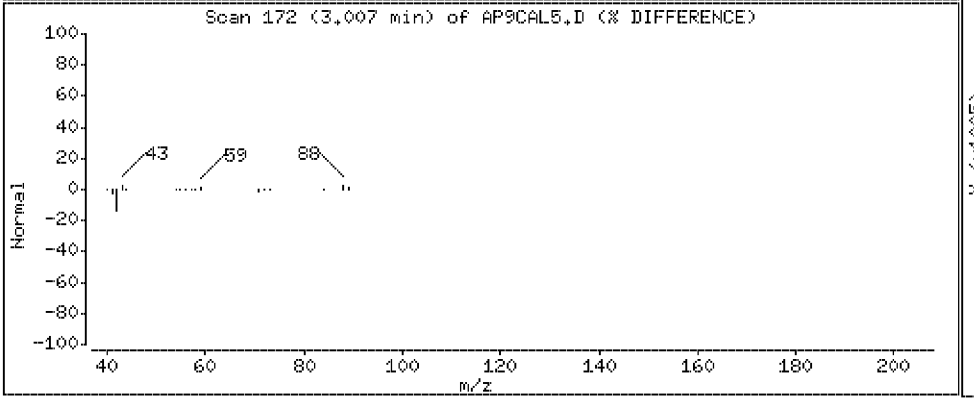

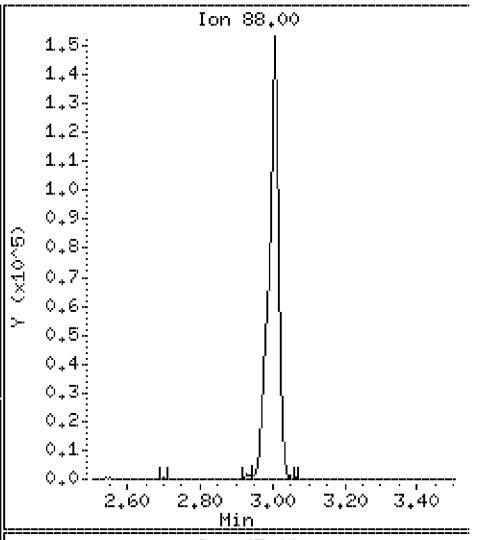

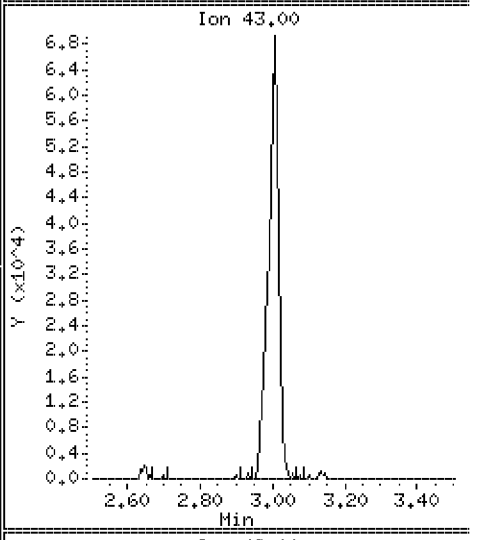

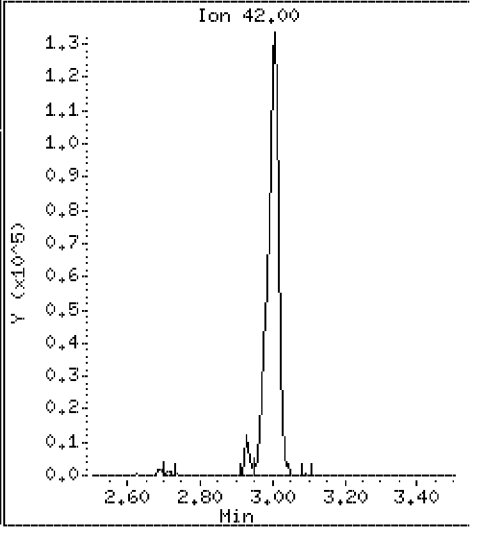

Data File: \\Svecd04\DD\chem\smsd03.i\S3042312.b\AP9CAL5.D

Date : 23-APR-2012 17:53

Client ID: AP9CAL5

Instrument: smsd03.i

Sample Info: 45957

Purge Volume: 1000.0

Operator: PEL

Column phase: HPMS-5

Column diameter: 0.25

5 Methyl Methanesulfonate

Concentration: 60.6 ug/l

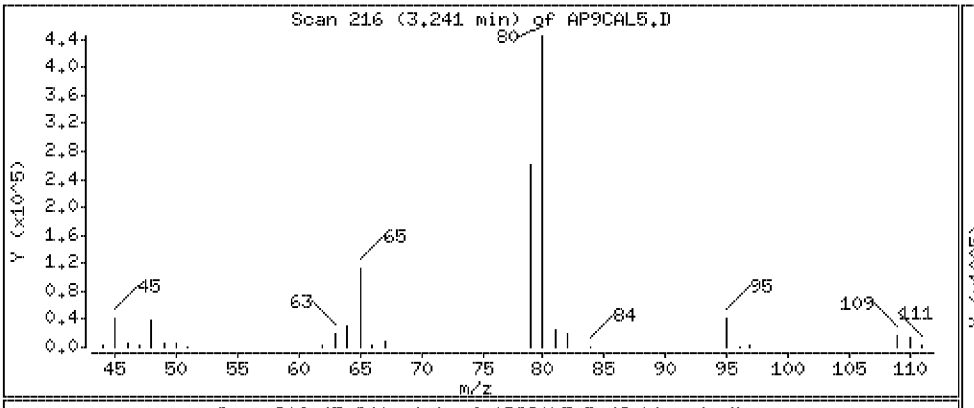

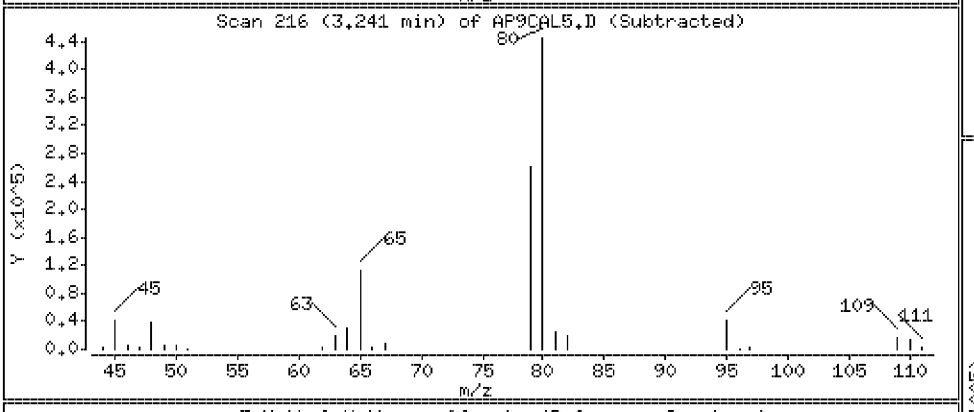

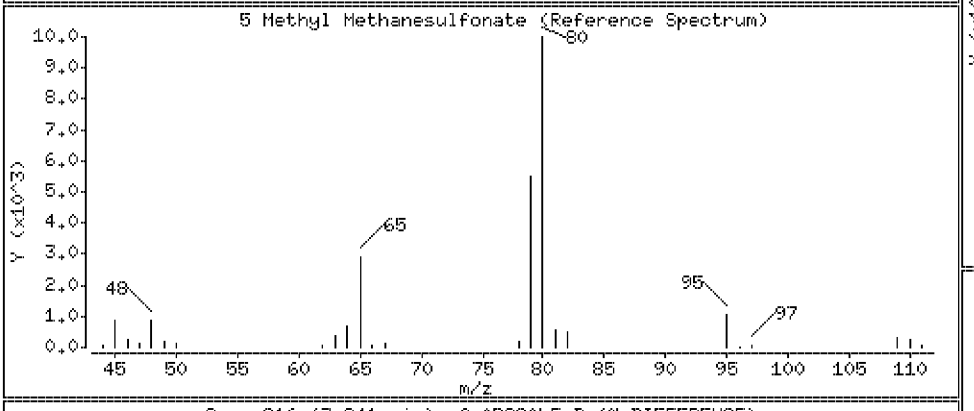

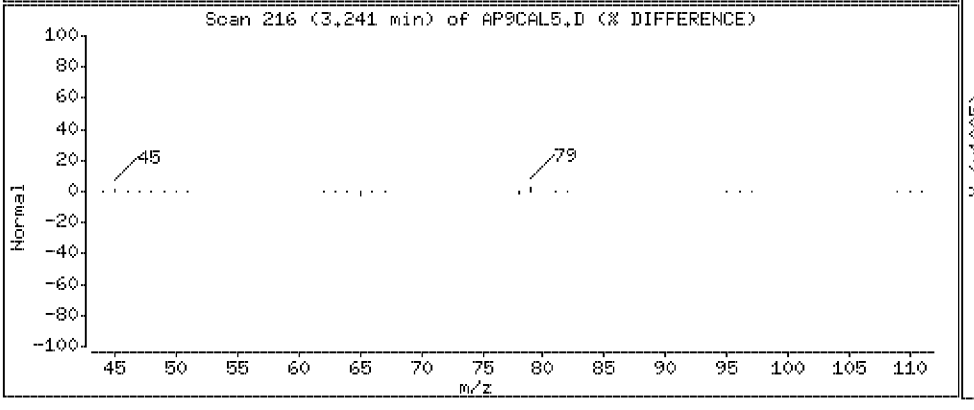

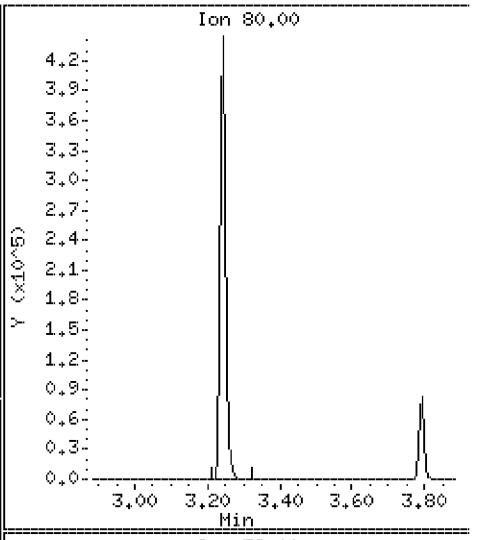

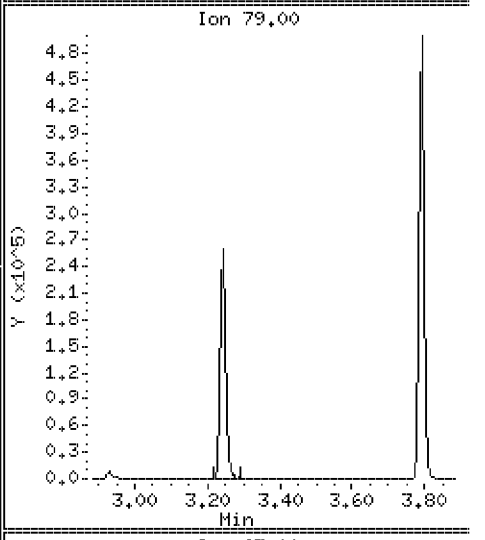

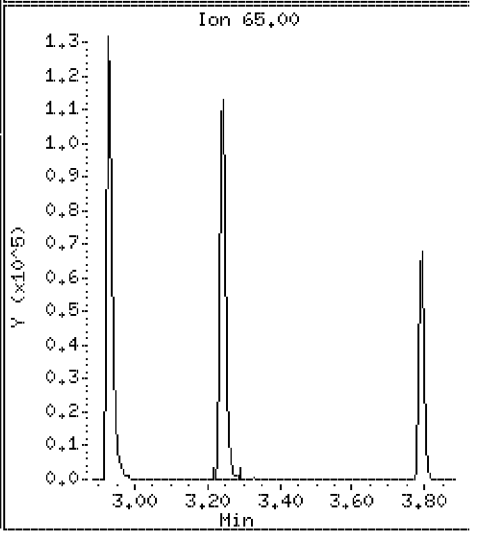

Data File: \\Svecd04\DD\chem\smsd03.i\S3042312.b\AP9CAL5.D

Date : 23-APR-2012 17:53

Client ID: AP9CAL5 Instrument: smsd03.i

Sample Info: 45957

Purge Volume: 1000.0 Operator: PEL

Column phase: HPMS-5 Column diameter: 0.25

7 N-Nitrosodiethylamine Concentration: 62.8 ug/l

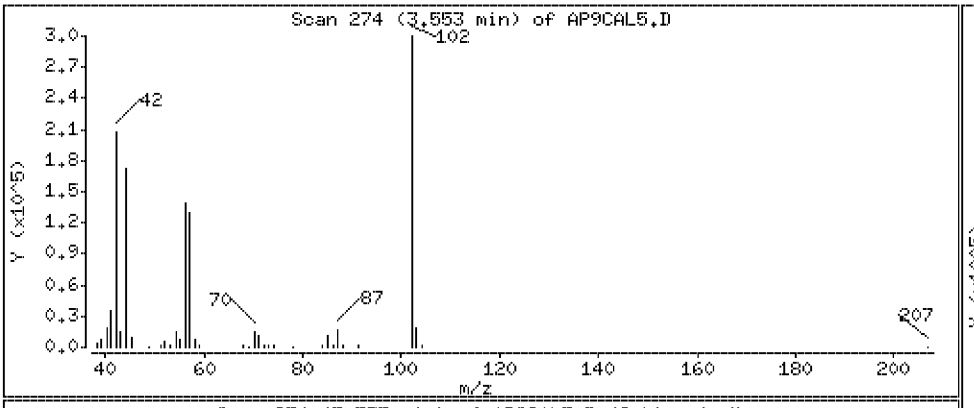

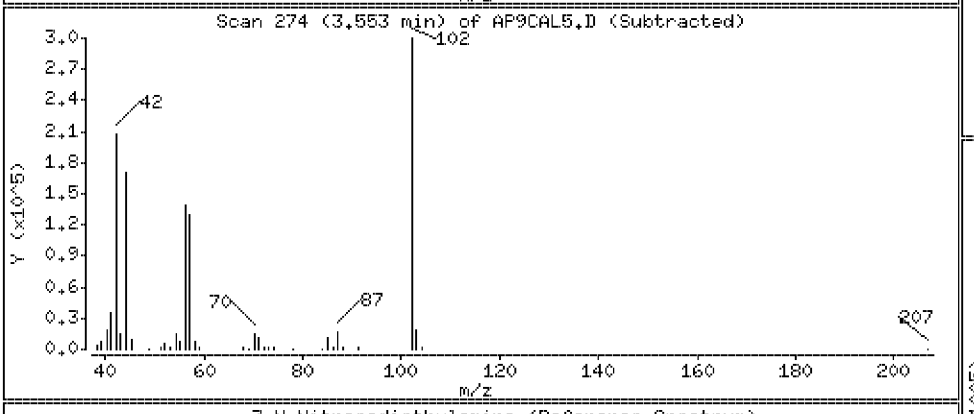

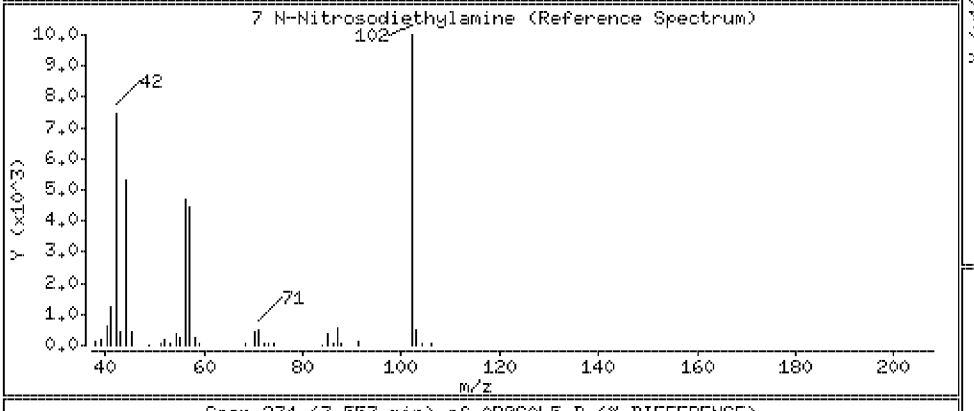

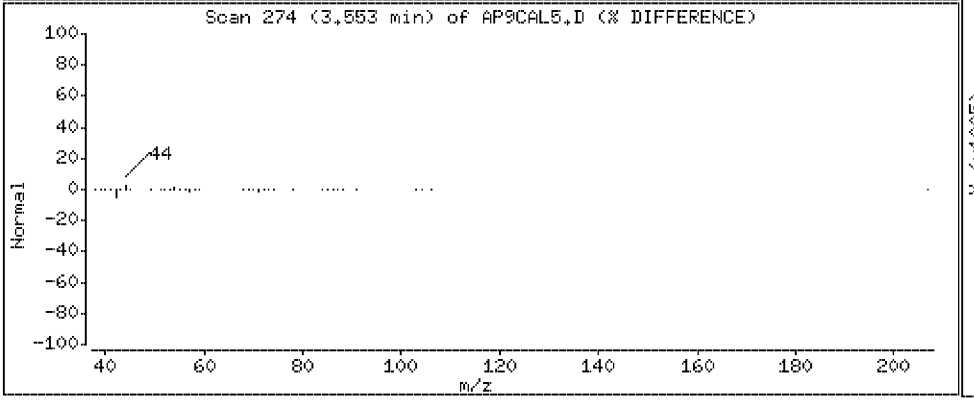

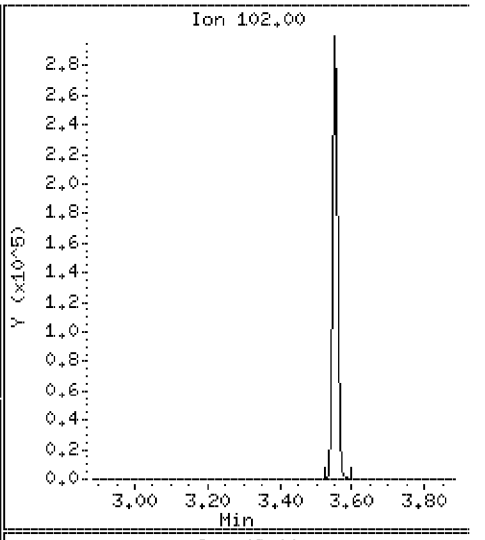

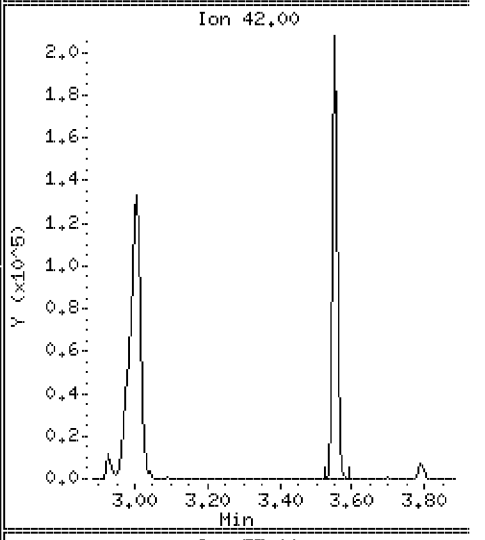

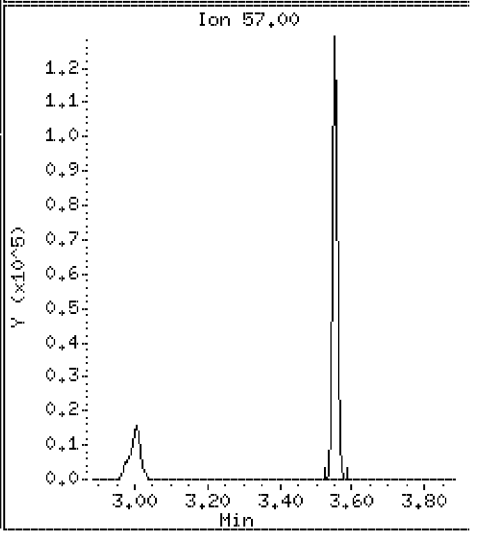

Data File: \\Svecd04\DD\chem\smsd03.i\S3042312.b\AP9CAL5.D

Date : 23-APR-2012 17:53

Client ID: AP9CAL5 | Instrument: smsd03.i

Sample Info: 45957

Purge Volume: 1000.0 | Operator: PEL

Column phase: HPMS-5 | Column diameter: 0.25

8 Ethyl Methanesulfonate | Concentration: 59.7 ug/l

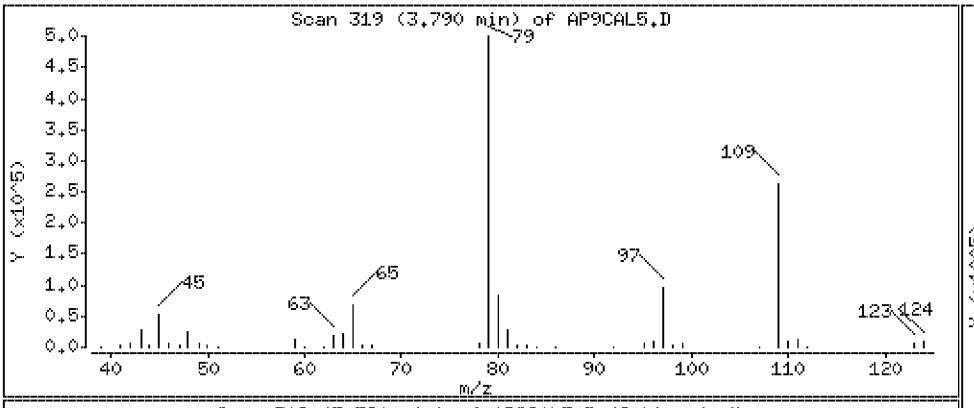

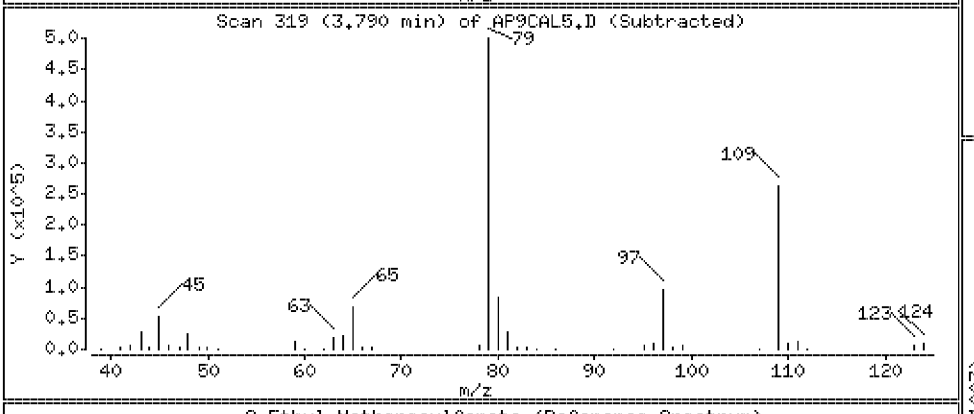

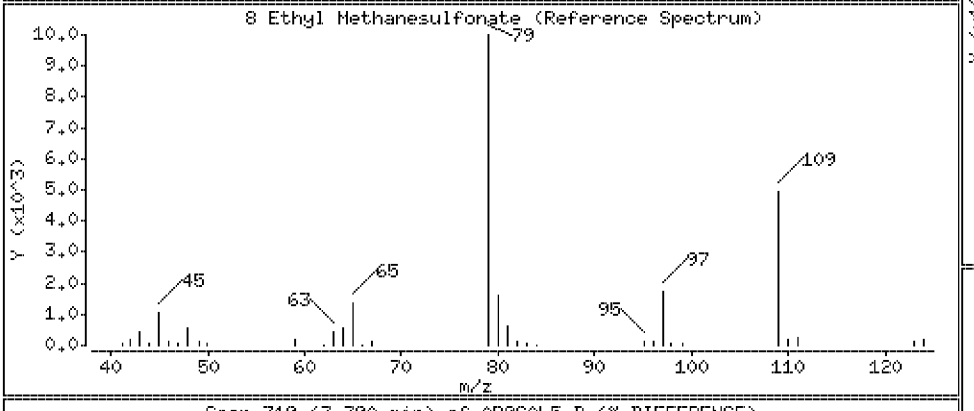

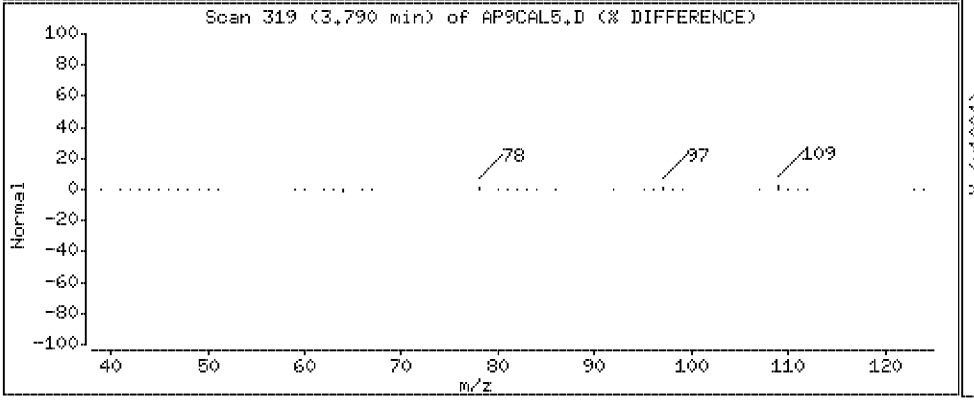

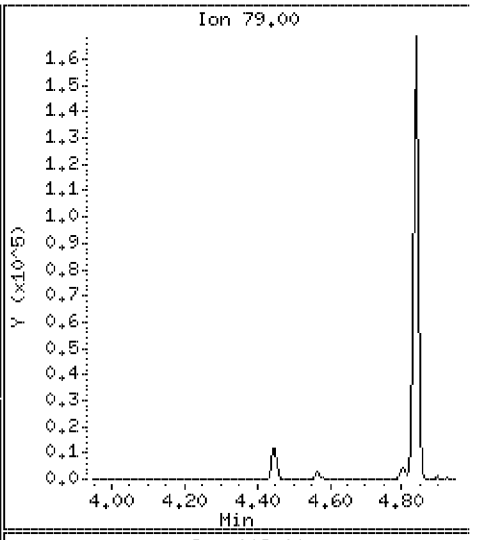

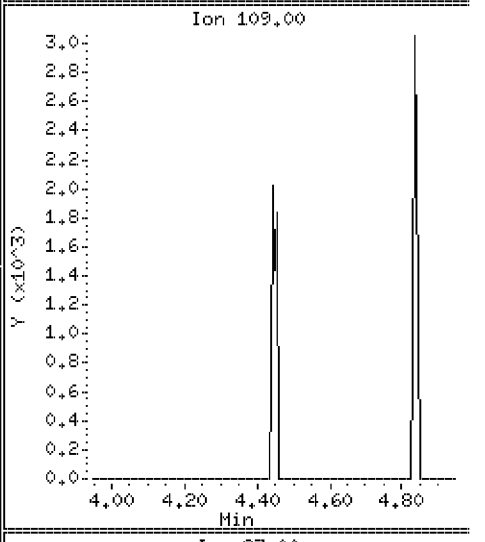

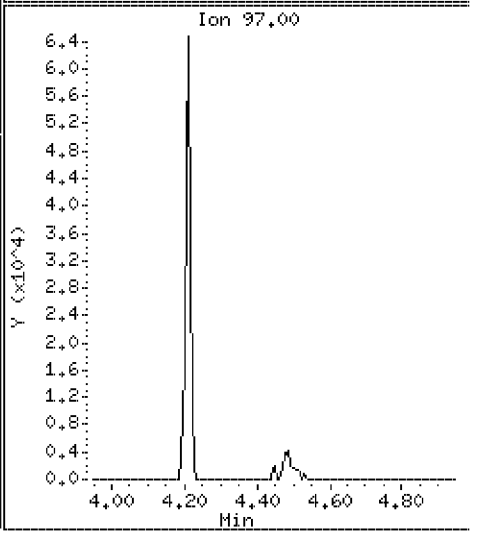

Data File: \\Svecd04\DD\chem\smsd03.i\S3042312.b\AP9CAL5.D

Date : 23-APR-2012 17:53

Client ID: AP9CAL5

Instrument: smsd03.i

Sample Info: 45957

Purge Volume: 1000.0

Operator: PEL

Column phase: HPMS-5

Column diameter: 0.25

12 Pentachloroethane

Concentration: 61.7 ug/l

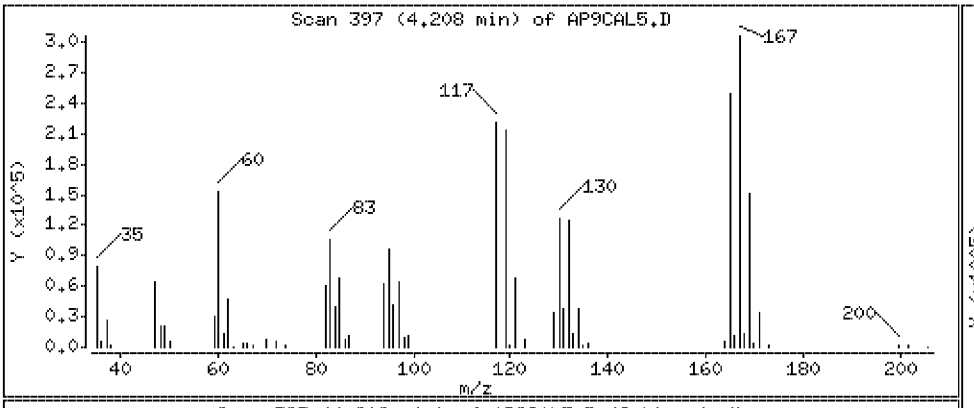

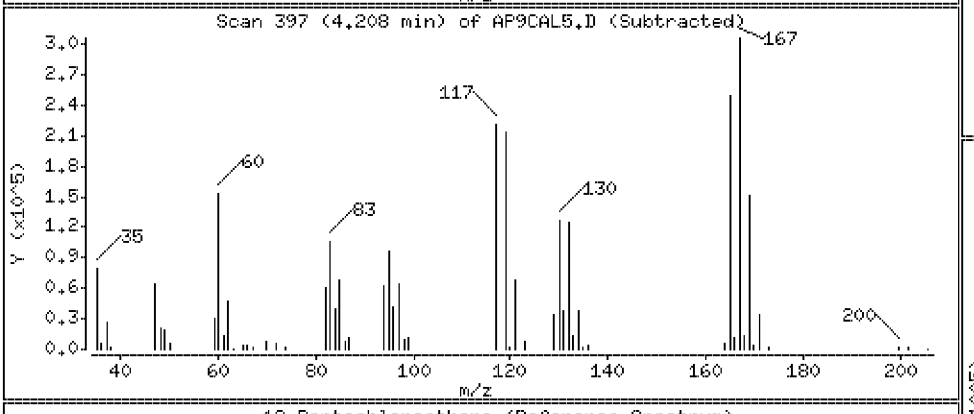

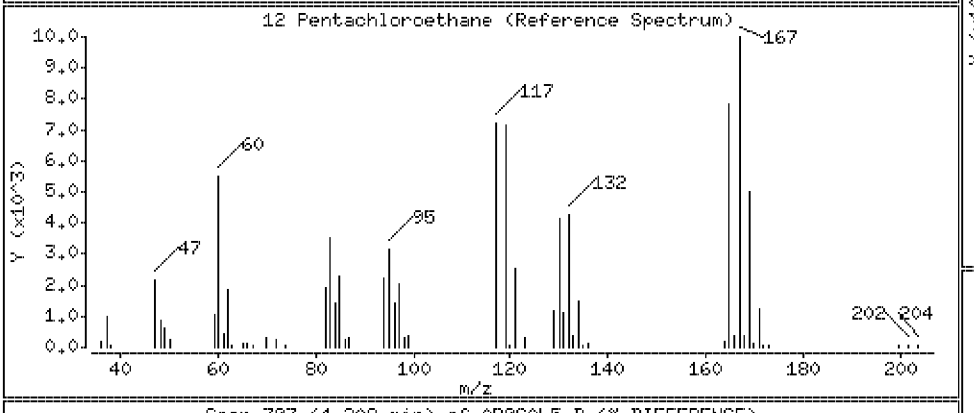

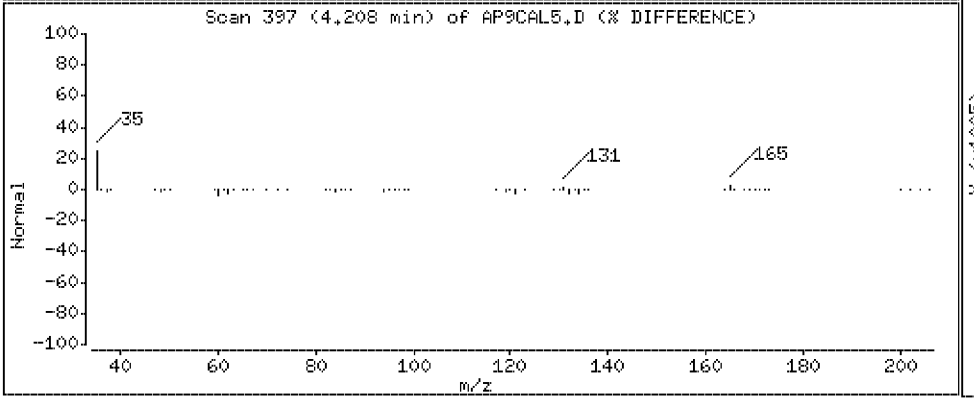

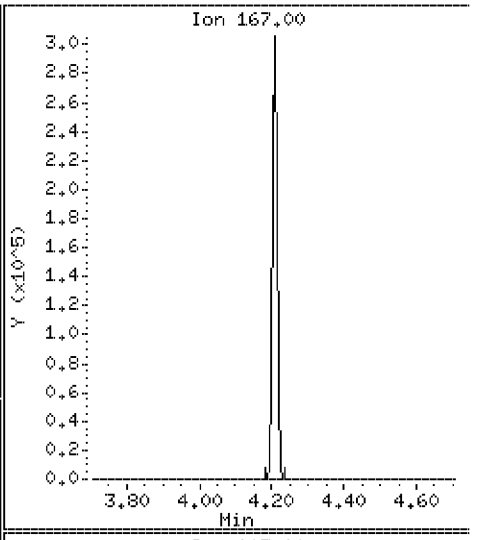

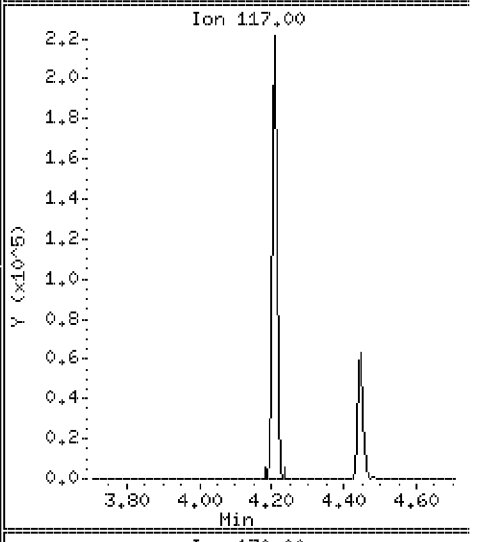

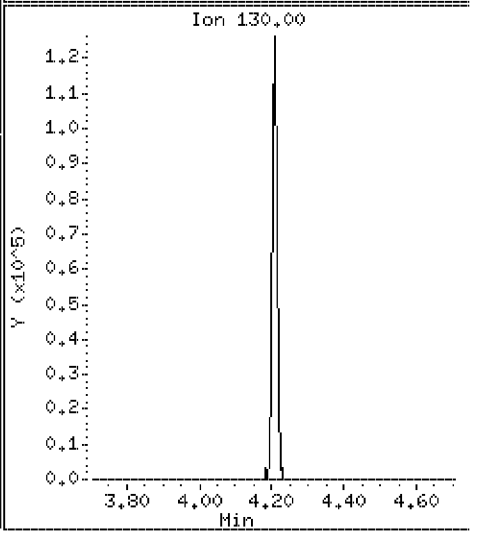

Data File: \\Svecd04\DD\chem\smsd03.i\S3042312.b\AP9CAL5.D

Date : 23-APR-2012 17:53

Client ID: AP9CAL5 | Instrument: smsd03.i

Sample Info: 45957

Purge Volume: 1000.0 | Operator: PEL

Column phase: HPMS-5 | Column diameter: 0.25

24 N-Nitrosopyrrolidine | Concentration: 61.6 ug/l

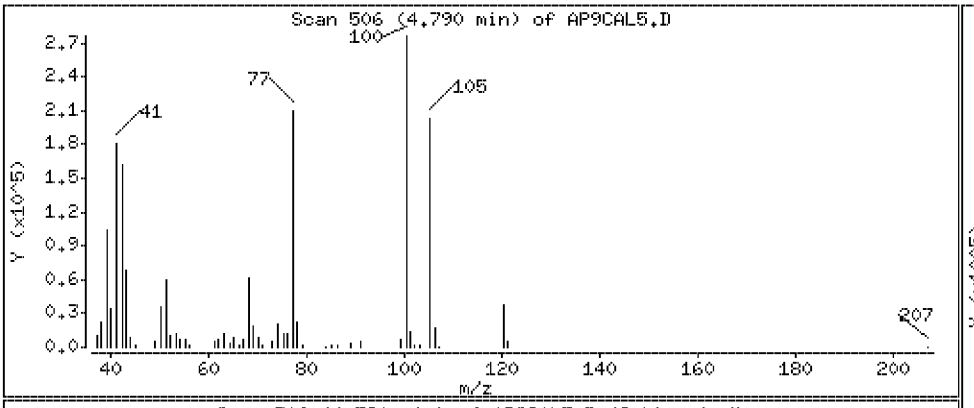

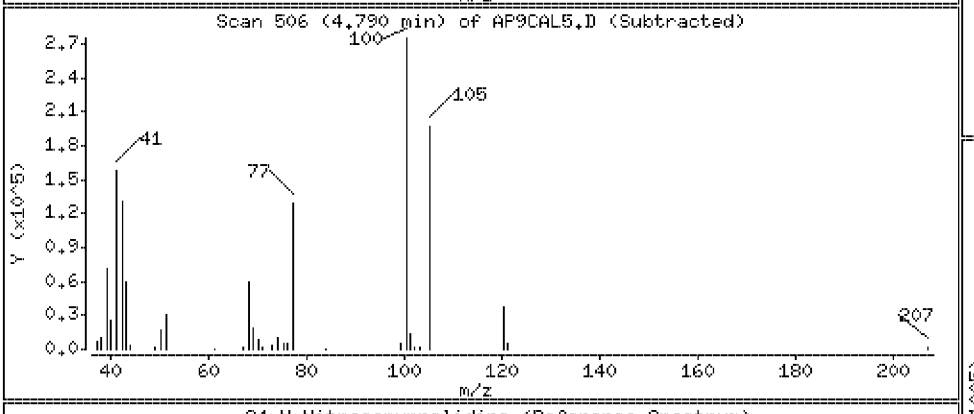

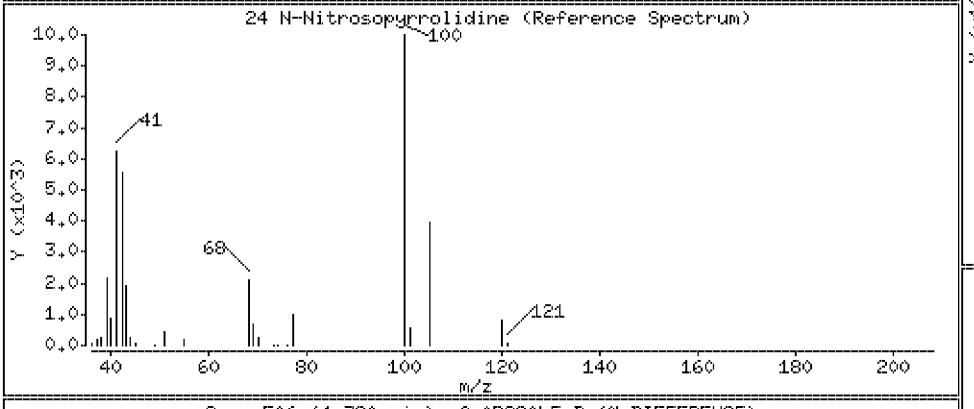

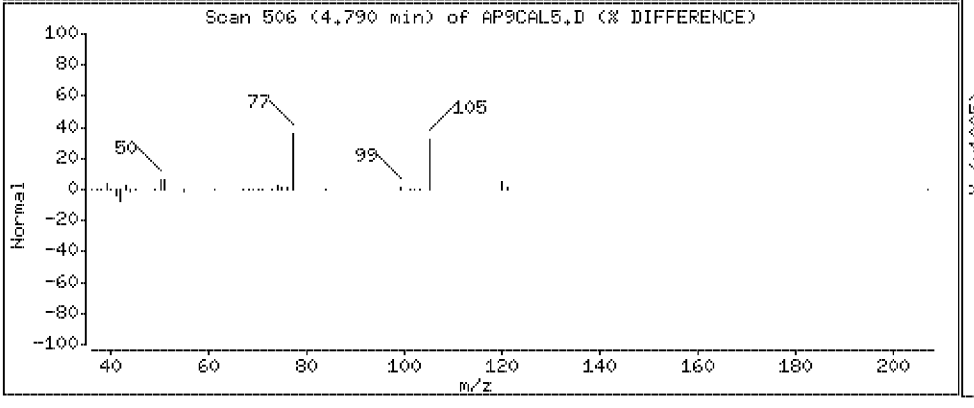

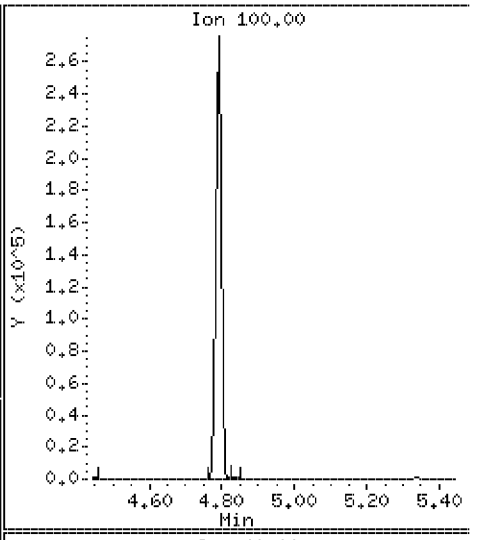

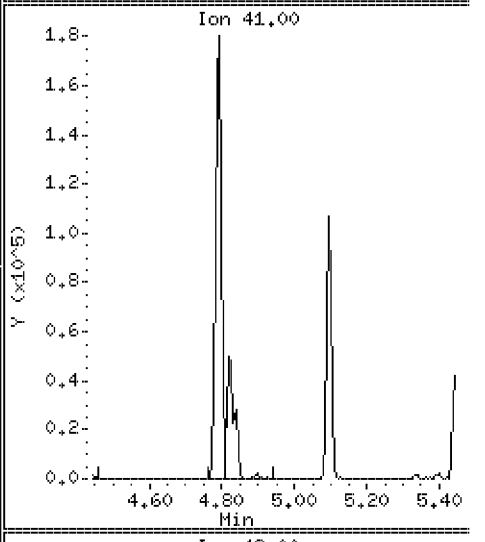

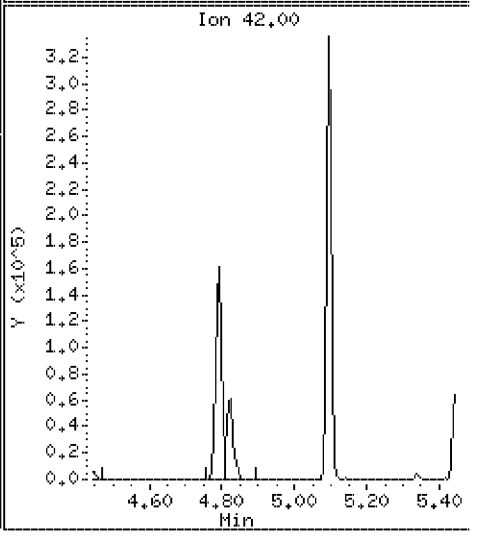

Data File: \\Svecd04\DD\chem\smsd03.i\S3042312.b\AP9CAL5.D

Date : 23-APR-2012 17:53

Client ID: AP9CAL5 | Instrument: smsd03.i

Sample Info: 45957

Purge Volume: 1000.0 | Operator: PEL

Column phase: HPMS-5 | Column diameter: 0.25

25 Acetophenone | Concentration: 61.5 ug/l

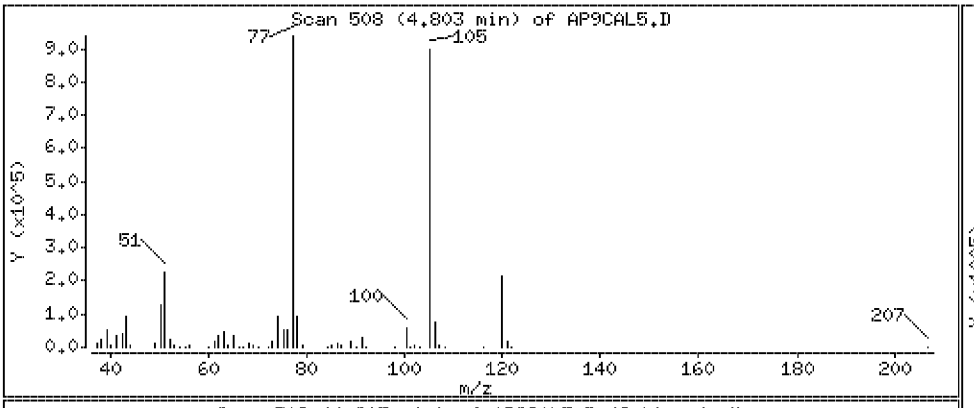

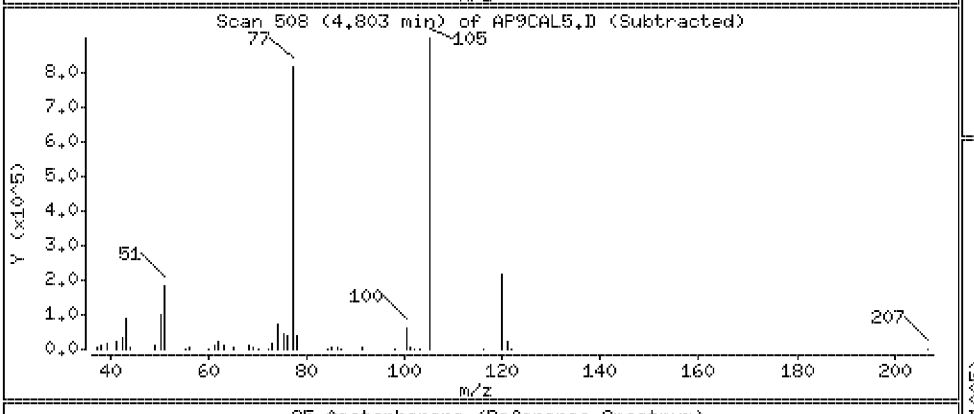

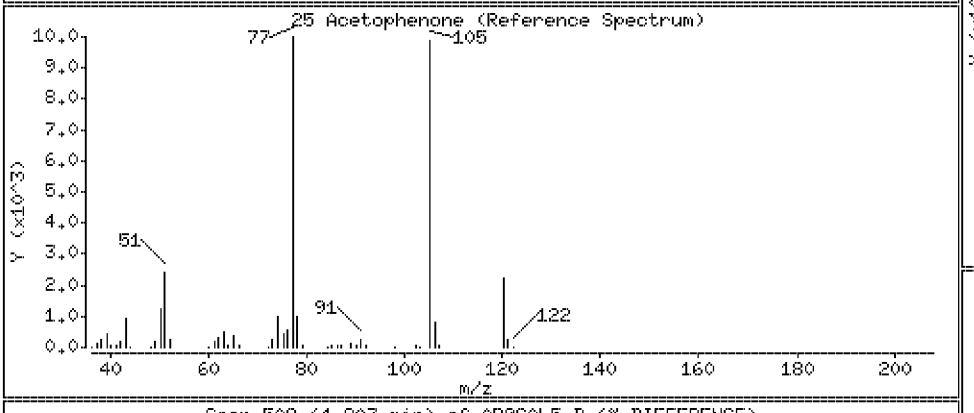

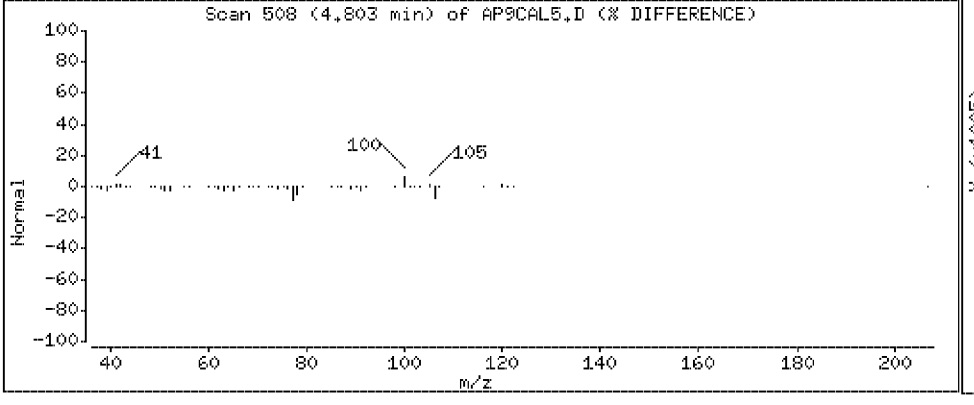

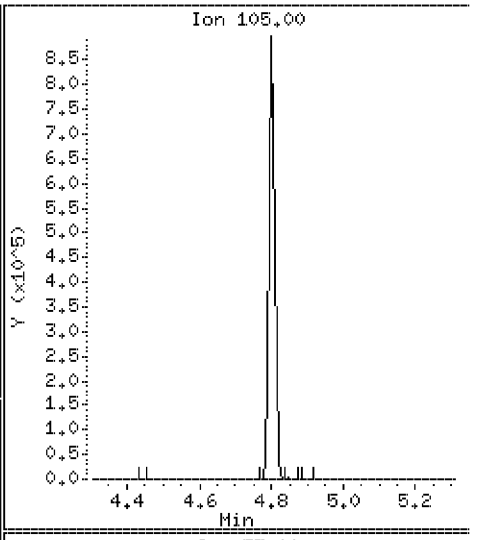

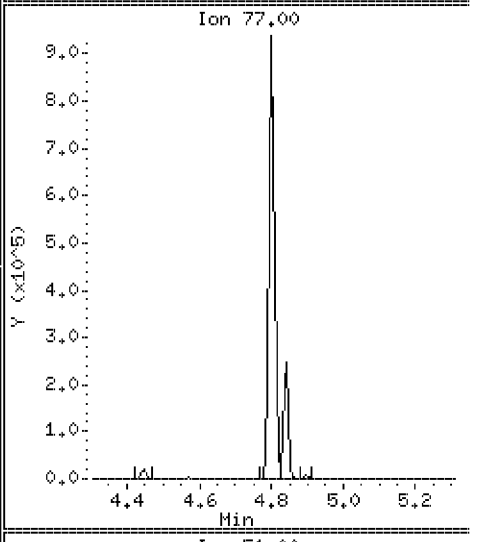

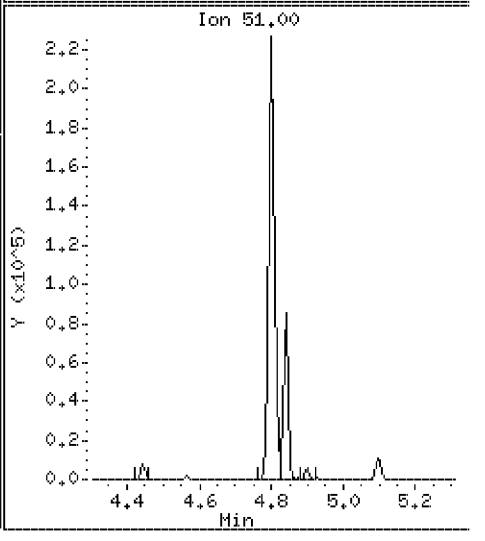

Data File: \\Svecd04\DD\chem\smsd03.i\S3042312.b\AP9CAL5.D

Date : 23-APR-2012 17:53

Client ID: AP9CAL5 | Instrument: smsd03.i

Sample Info: 45957

Purge Volume: 1000.0 | Operator: PEL

Column phase: HPMS-5 | Column diameter: 0.25

27 N-Nitrosomorpholine | Concentration: 61.6 ug/l

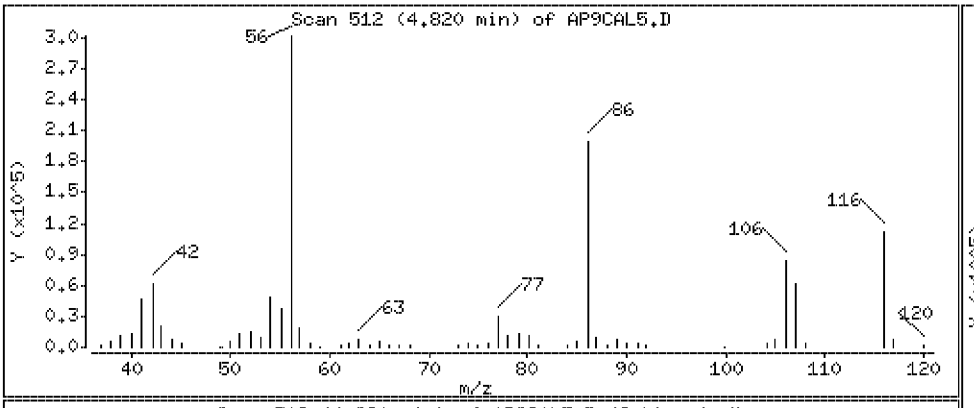

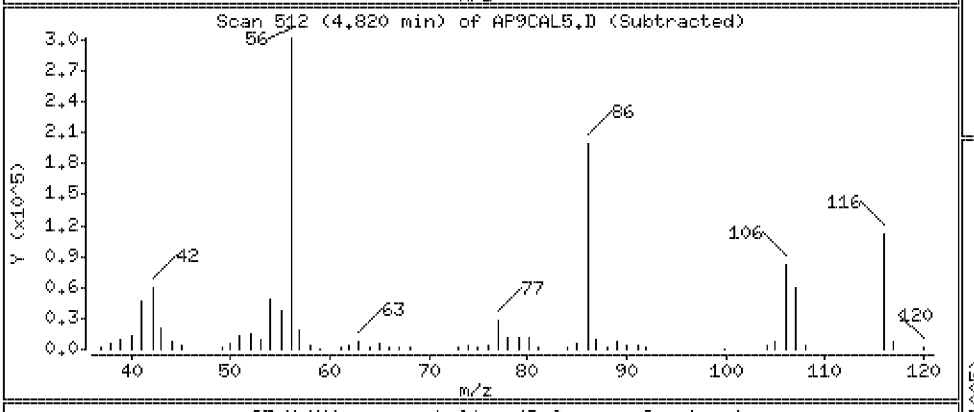

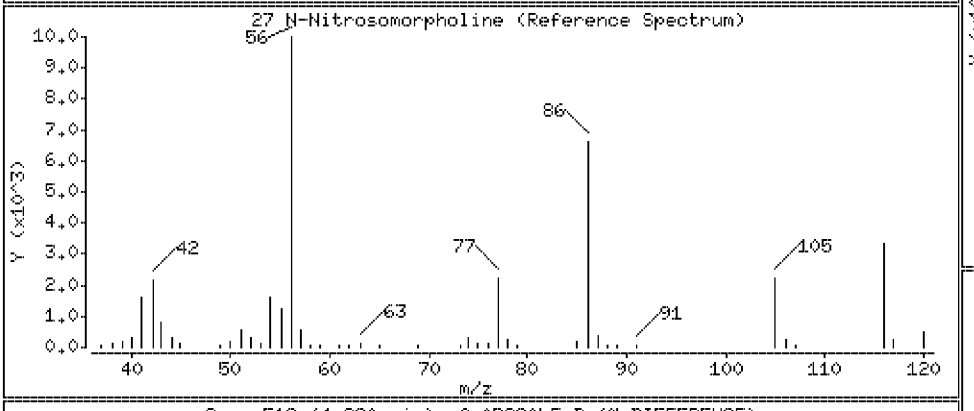

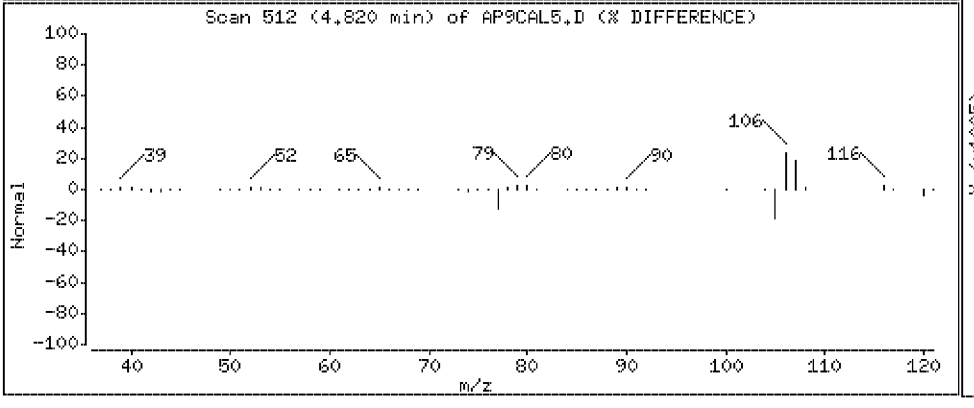

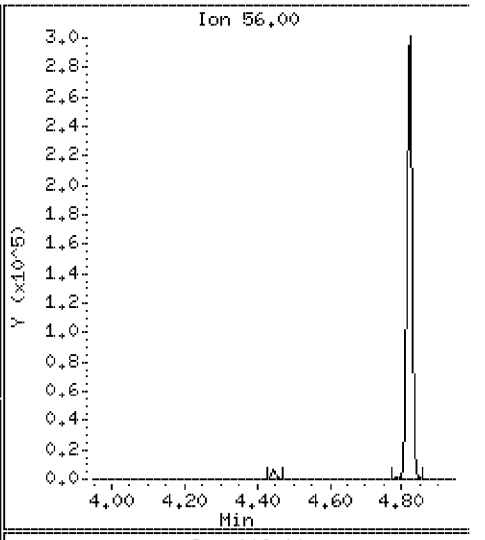

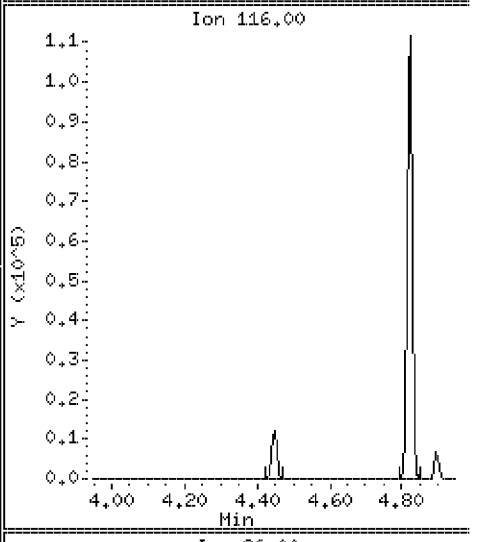

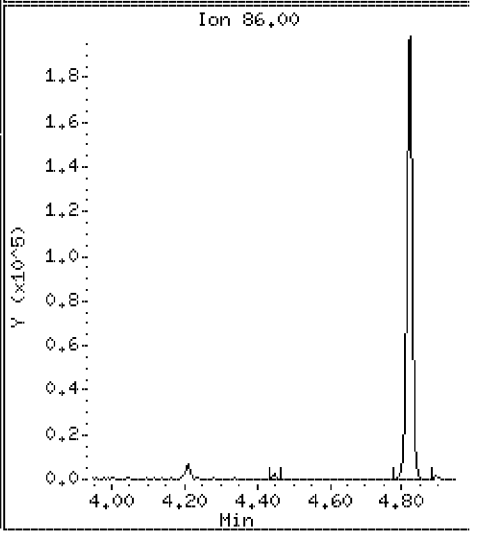

Data File: \\Svecd04\DD\chem\smsd03.i\S3042312.b\AP9CAL5.D

Date : 23-APR-2012 17:53

Client ID: AP9CAL5 | Instrument: smsd03.i

Sample Info: 45957

Purge Volume: 1000.0 | Operator: PEL

Column phase: HPMS-5 | Column diameter: 0.25

29 o-Toluidine | Concentration: 62.1 ug/l

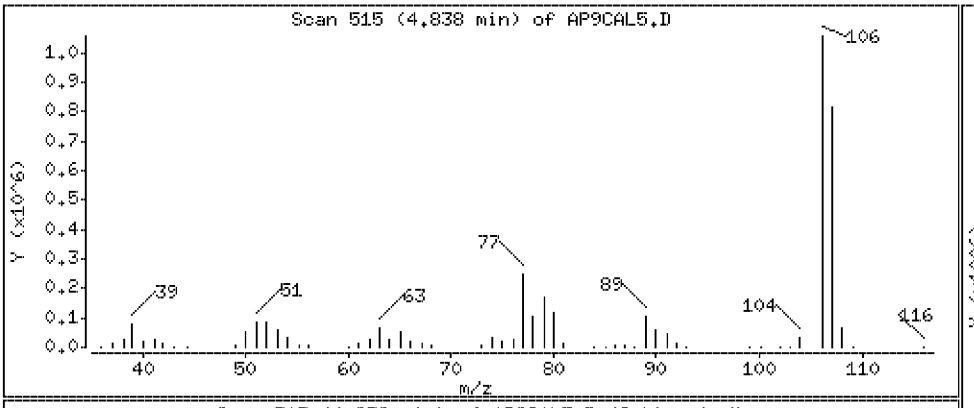

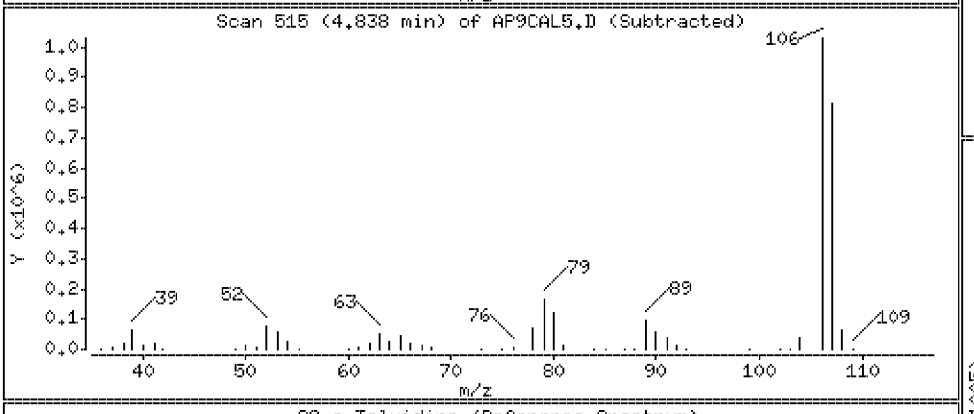

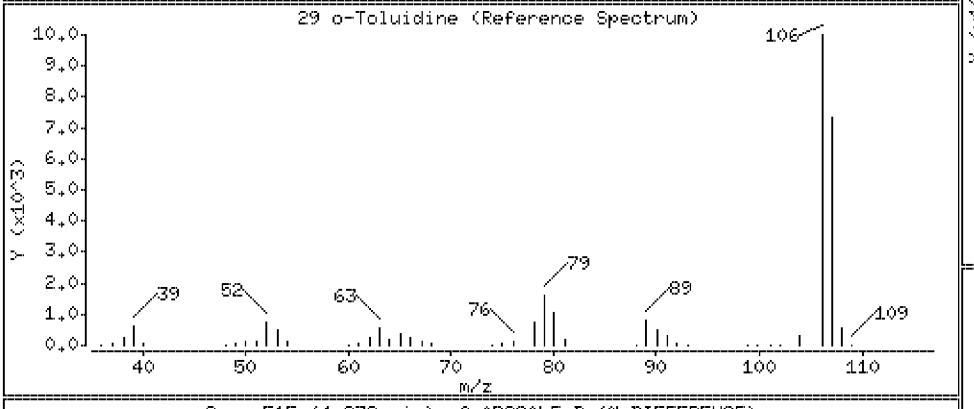

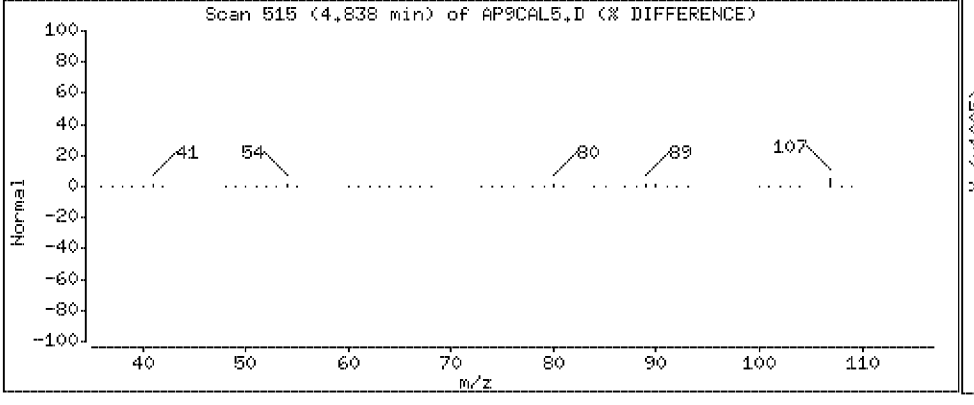

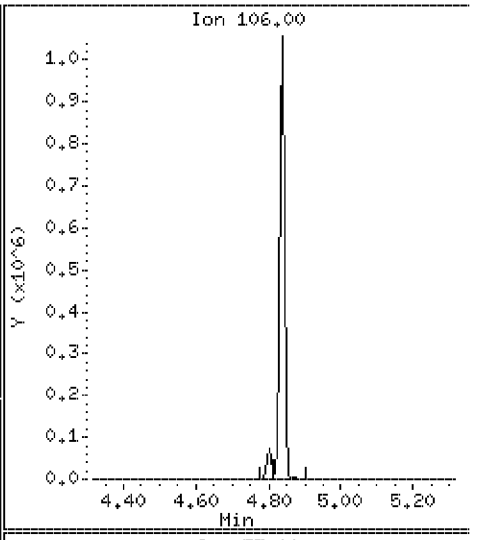

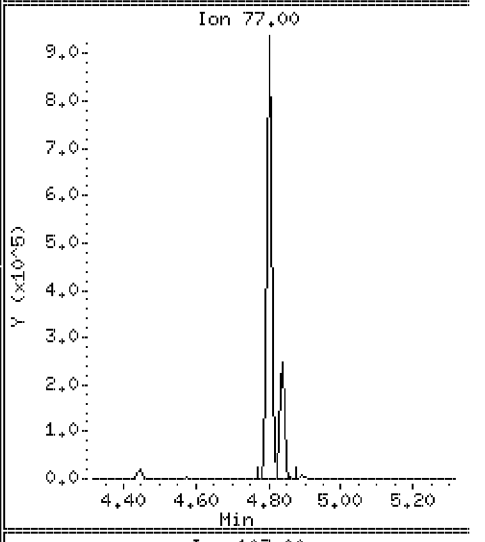

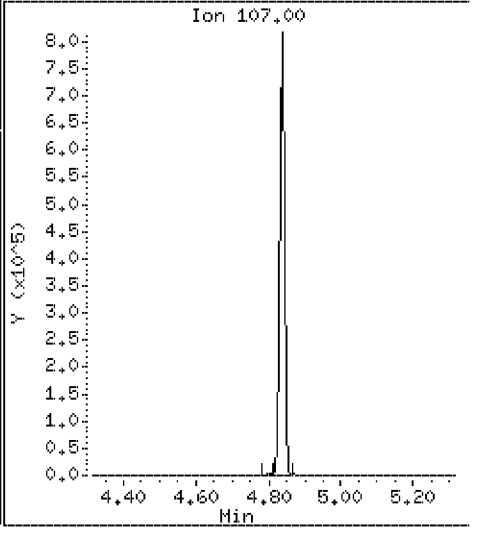

Data File: \\Svecd04\DD\chem\smsd03.i\S3042312.b\AP9CAL5.D

Date : 23-APR-2012 17:53

Client ID: AP9CAL5 | Instrument: smsd03.i

Sample Info: 45957

Purge Volume: 1000.0 | Operator: PEL

Column phase: HPMS-5 | Column diameter: 0.25

33 N-Nitrosopiperidine | Concentration: 61.6 ug/l

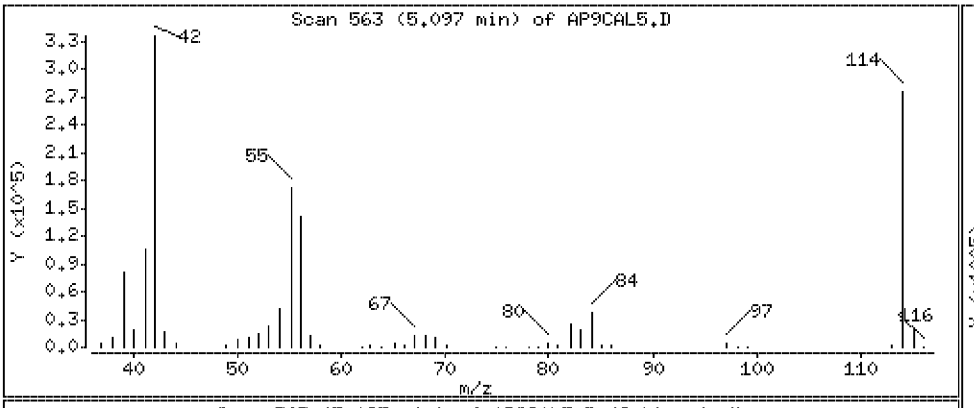

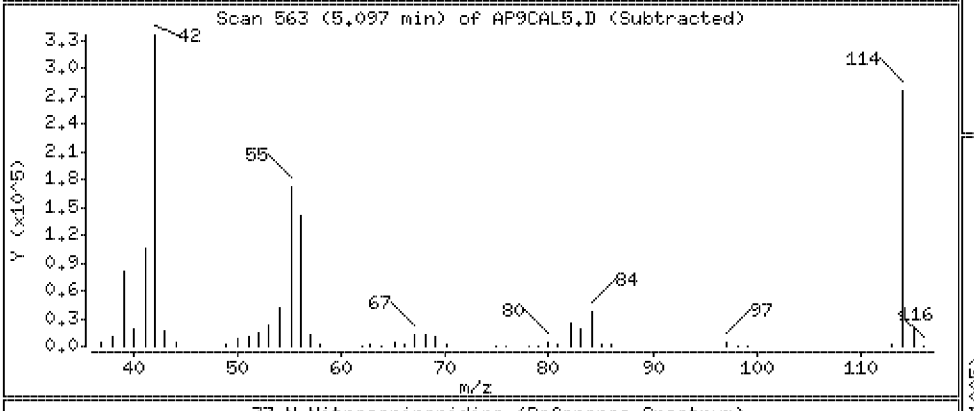

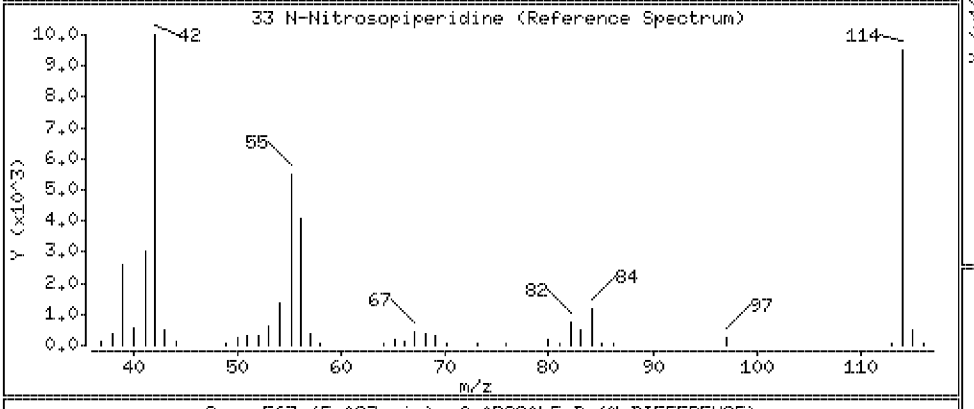

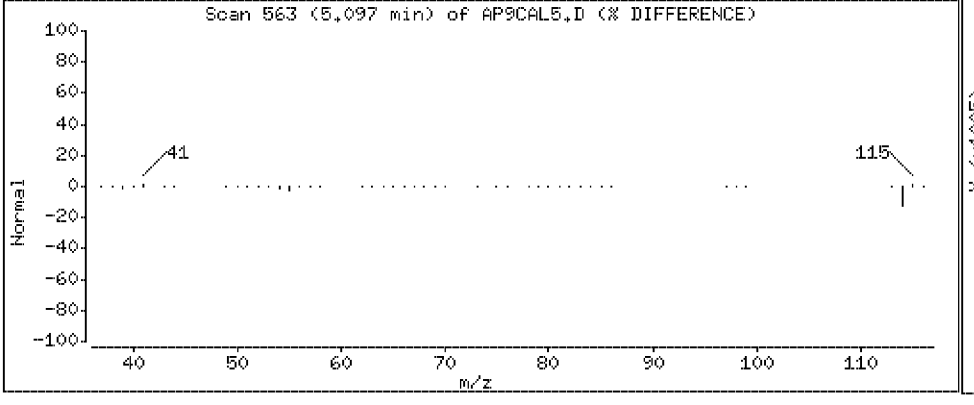

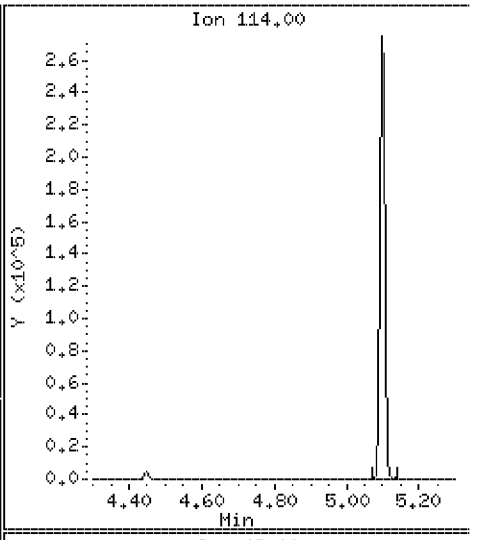

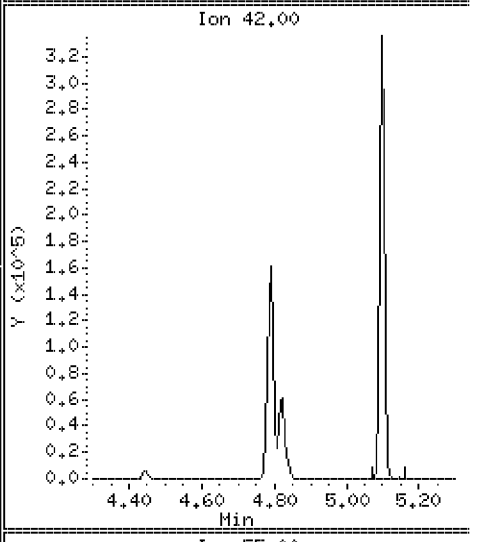

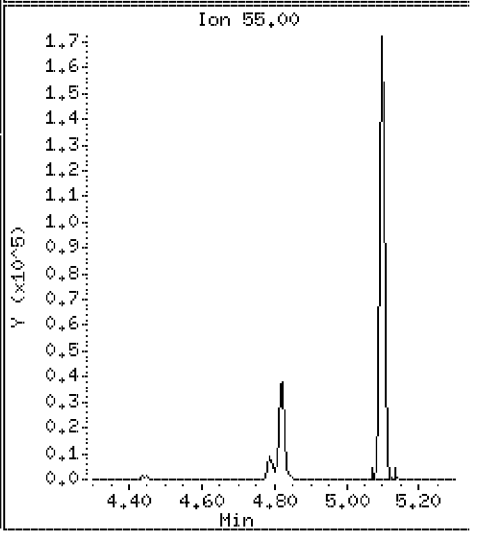

Data File: \\Svecd04\DD\chem\smsd03.i\S3042312.b\AP9CAL5.D

Date : 23-APR-2012 17:53

Client ID: AP9CAL5 | Instrument: smsd03.i

Sample Info: 45957

Purge Volume: 1000.0 | Operator: PEL

Column phase: HPMS-5 | Column diameter: 0.25

37 o,o,o-Triethylphosphorothioate | Concentration: 63.2 ug/l

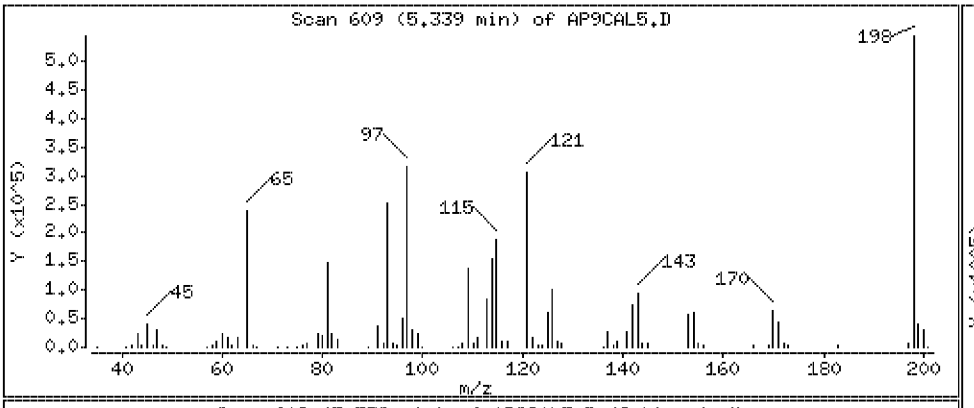

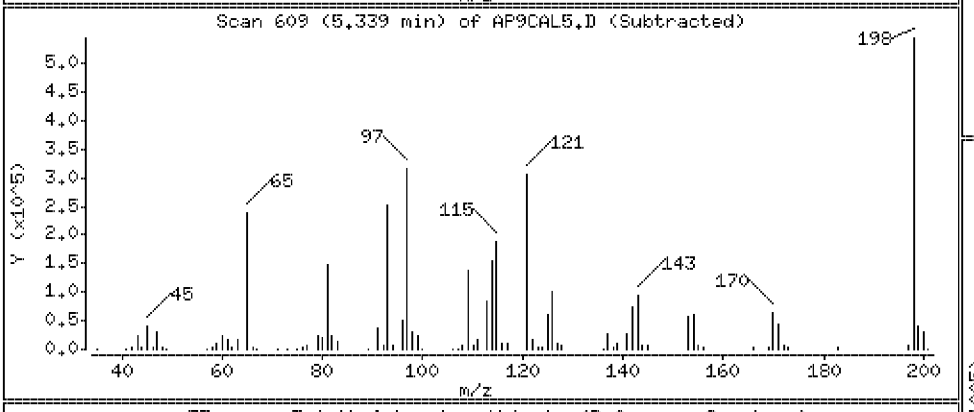

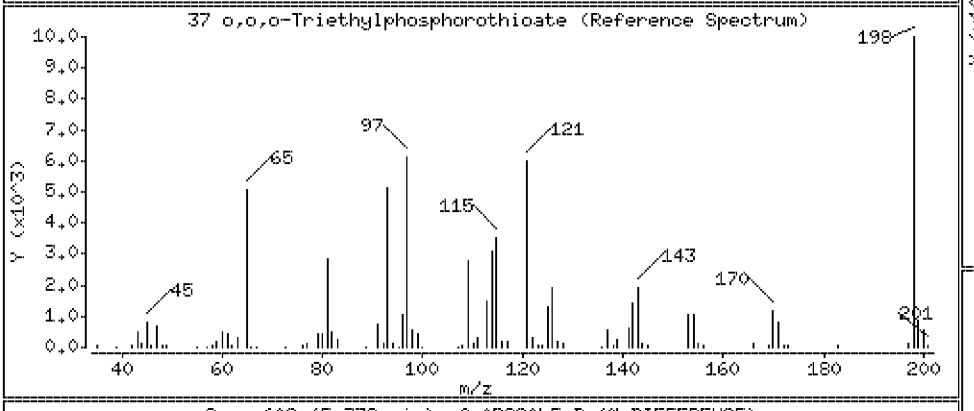

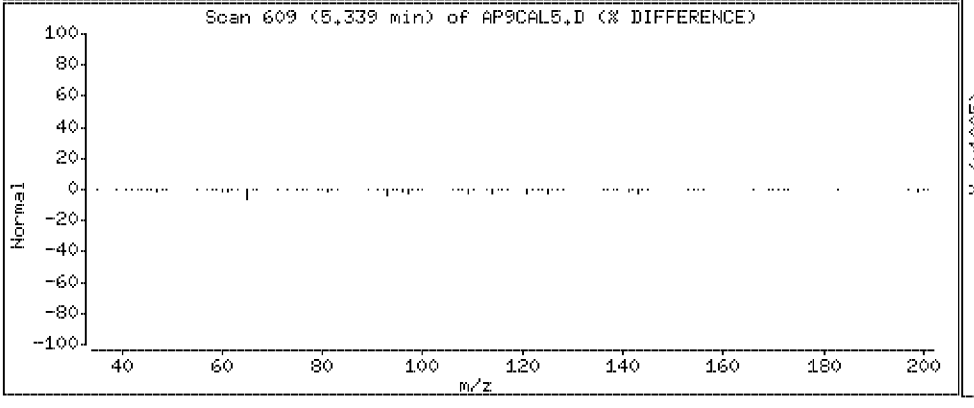

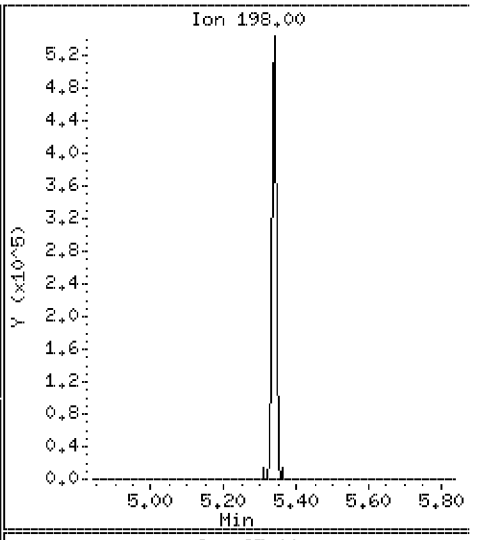

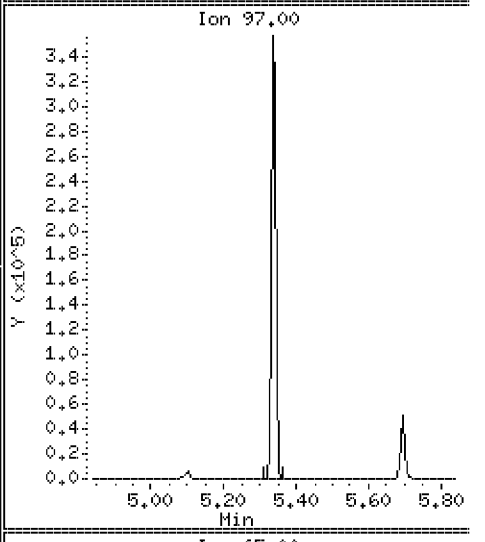

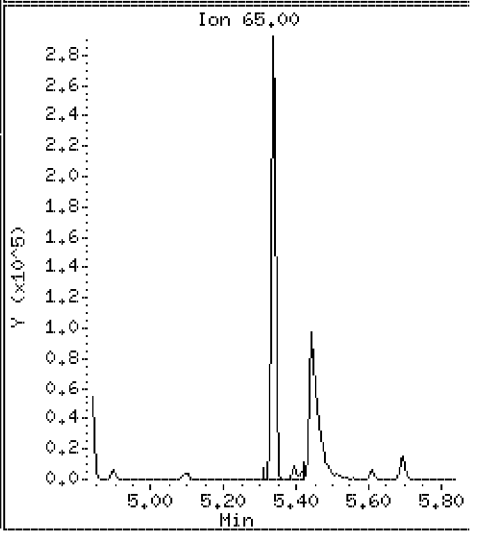

Data File: \\Svecd04\DD\chem\smsd03.i\S3042312.b\AP9CAL5.D

Date : 23-APR-2012 17:53

Client ID: AP9CAL5

Instrument: smsd03.i

Sample Info: 45957

Purge Volume: 1000.0

Operator: PEL

Column phase: HPMS-5

Column diameter: 0.25

39 a,a-Dimethylphenethylamine

Concentration: 62.2 ug/l

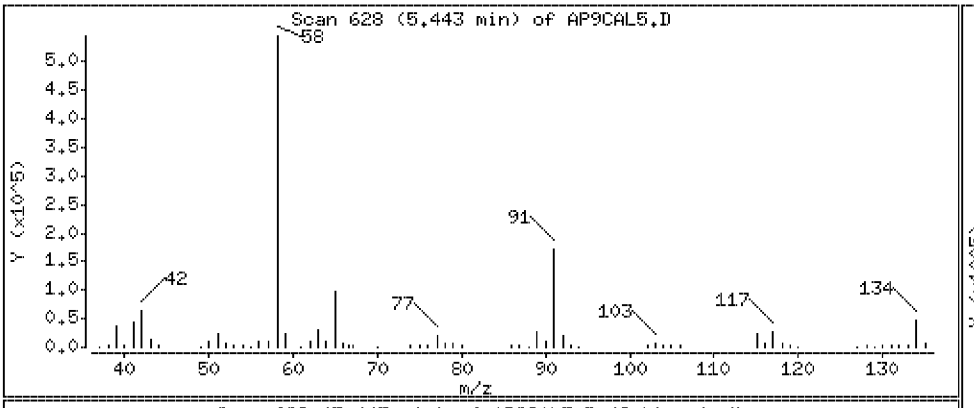

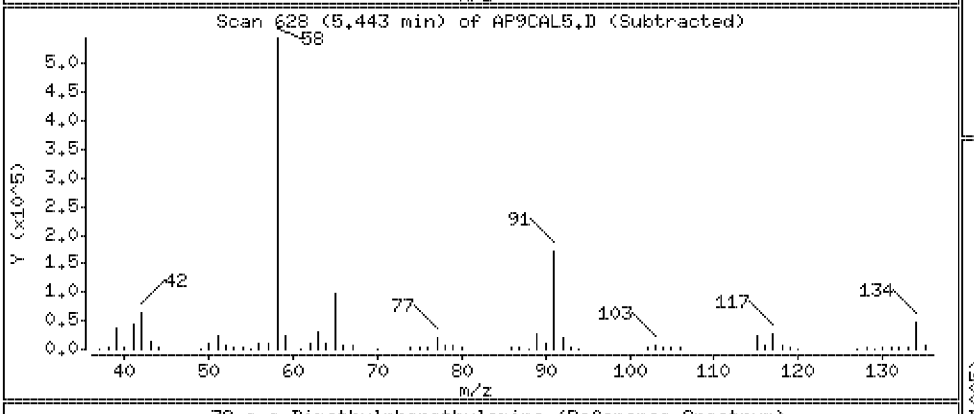

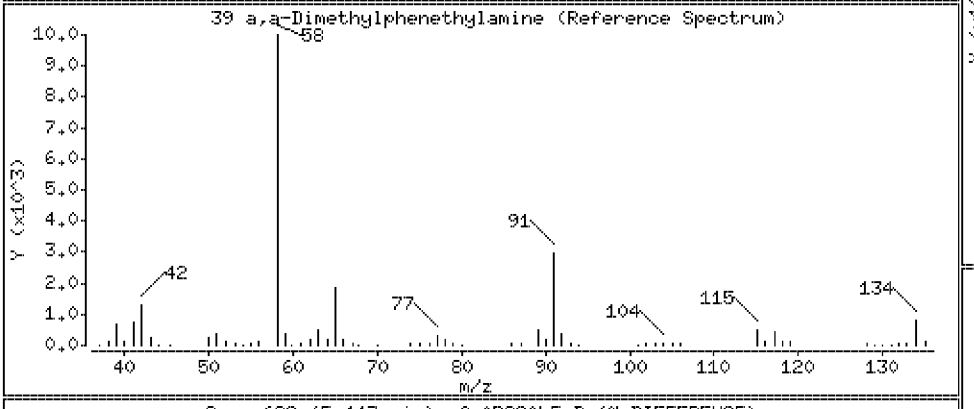

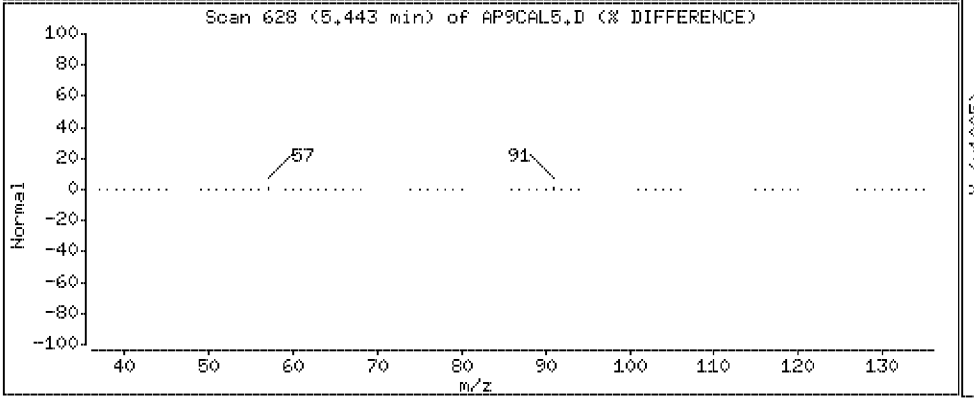

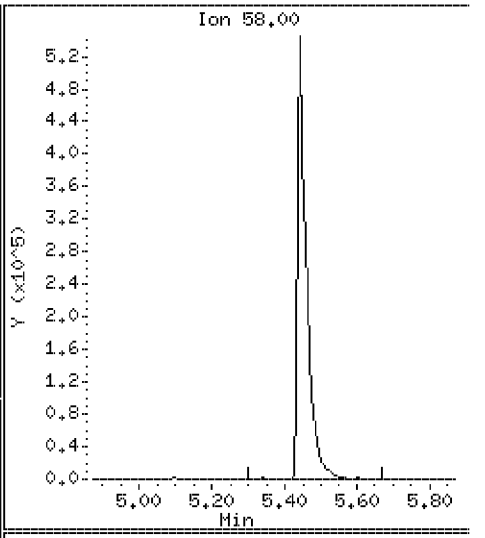

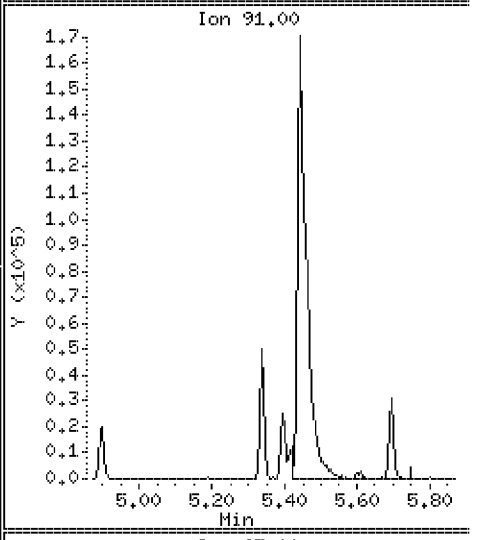

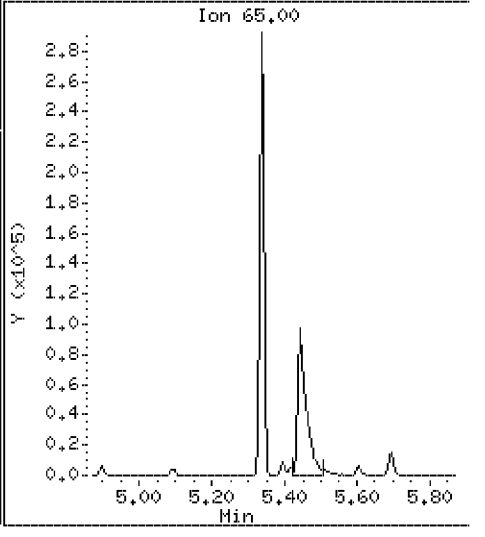

Data File: \\Svecd04\DD\chem\smsd03.i\S3042312.b\AP9CAL5.D

Date : 23-APR-2012 17:53

Client ID: AP9CAL5 Instrument: smsd03.i

Sample Info: 45957

Purge Volume: 1000.0 Operator: PEL

Column phase: HPMS-5 Column diameter: 0.25

46 2,6-Dichlorophenol Concentration: 62.8 ug/l

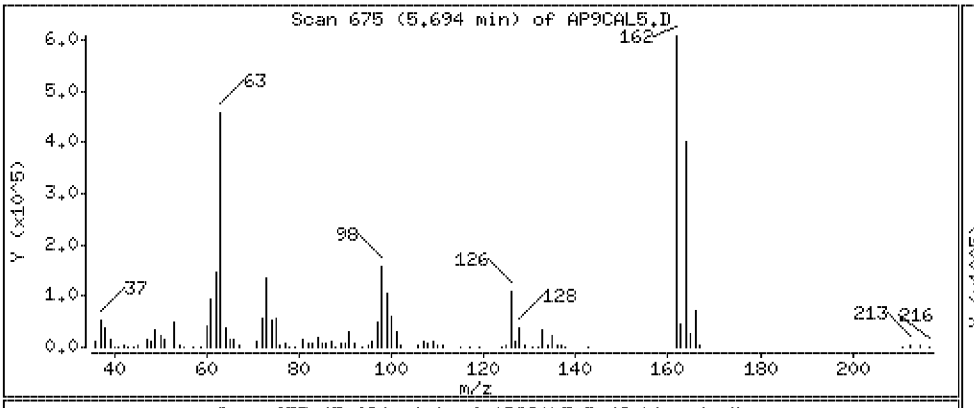

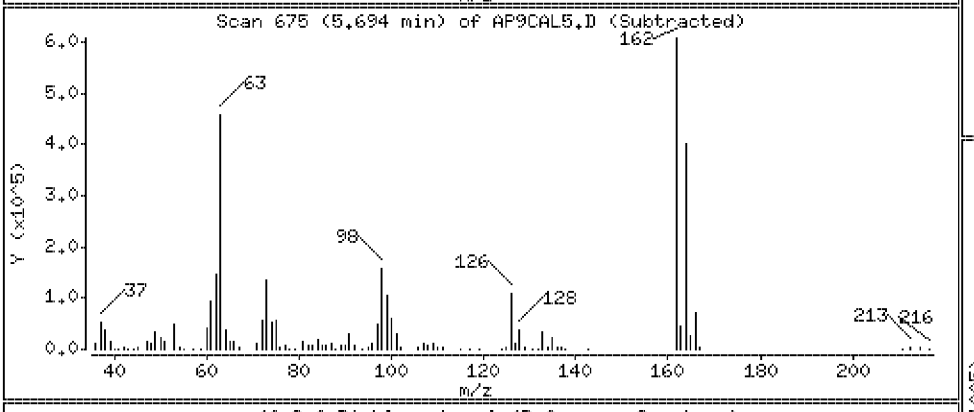

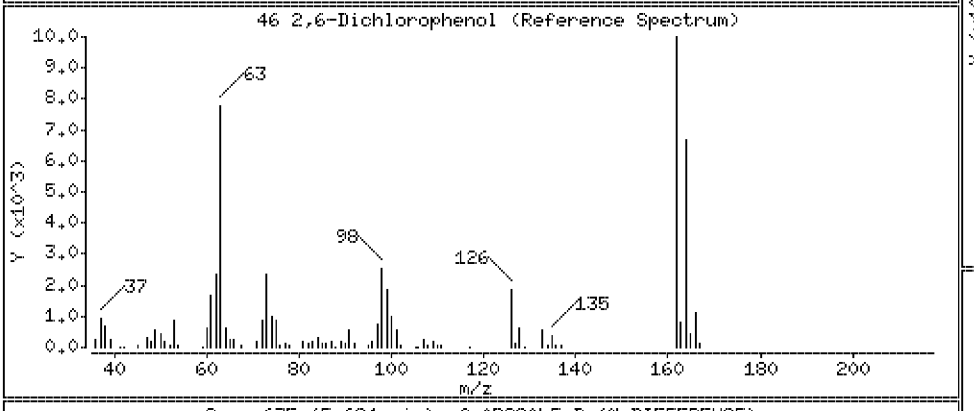

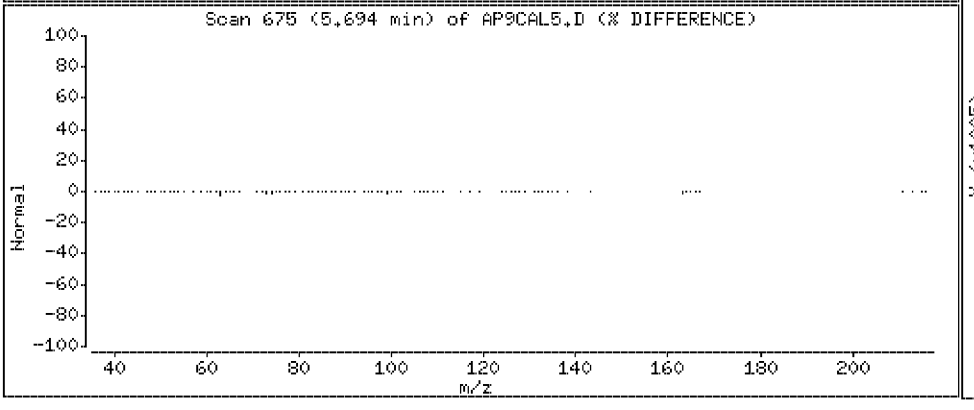

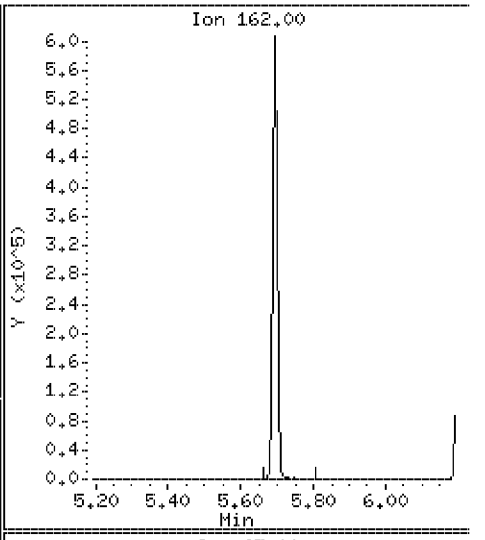

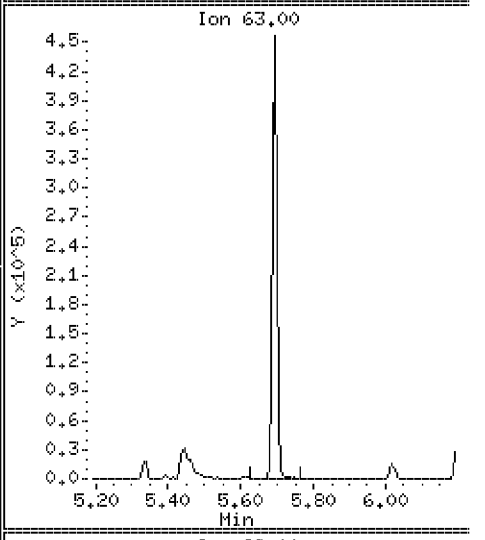

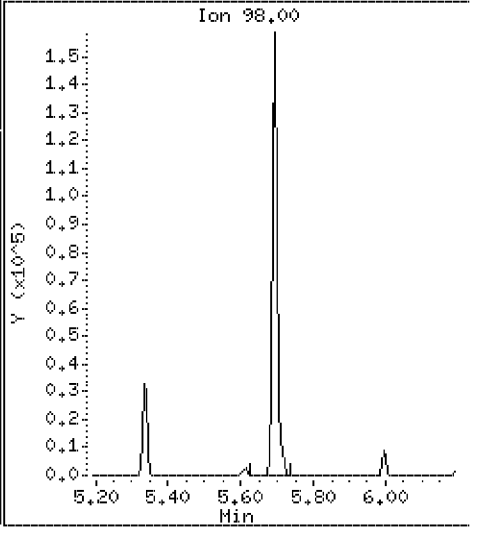

Data File: \\Svecd04\DD\chem\smsd03.i\S3042312.b\AP9CAL5.D

Date : 23-APR-2012 17:53

Client ID: AP9CAL5

Instrument: smsd03.i

Sample Info: 45957

Purge Volume: 1000.0

Operator: PEL

Column phase: HPMS-5

Column diameter: 0.25

47 Hexachloropropene

Concentration: 62.7 ug/l

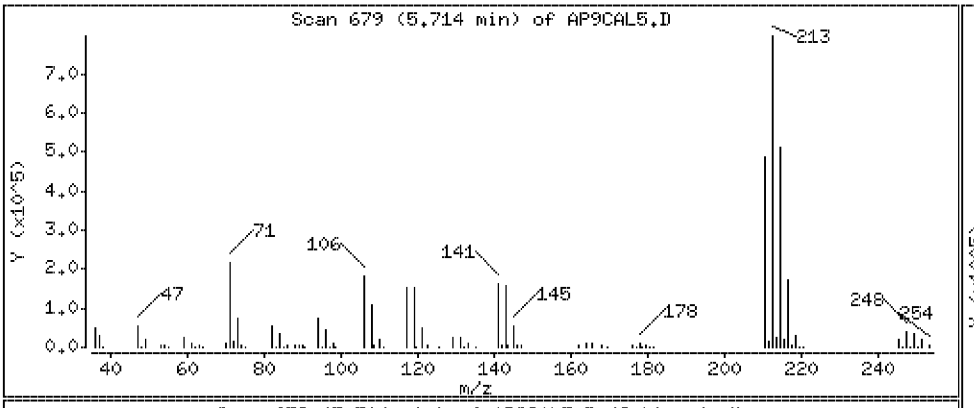

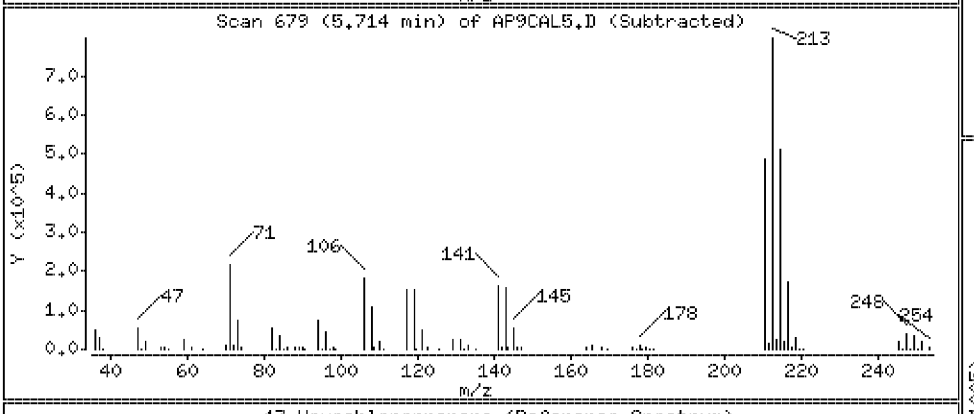

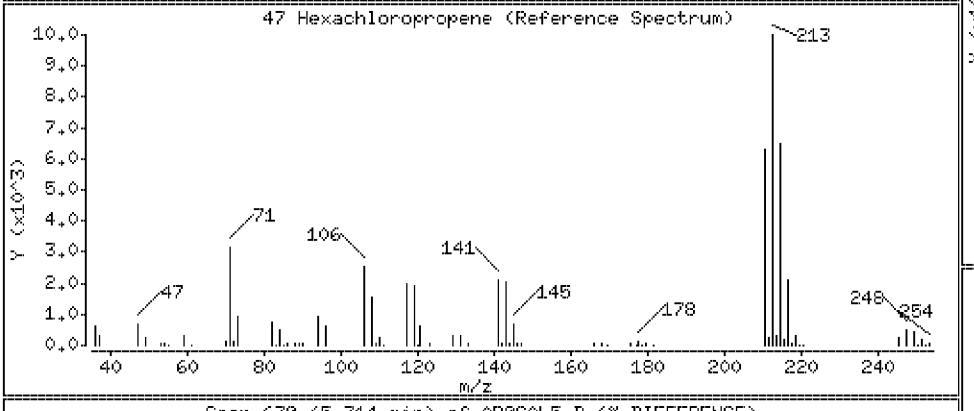

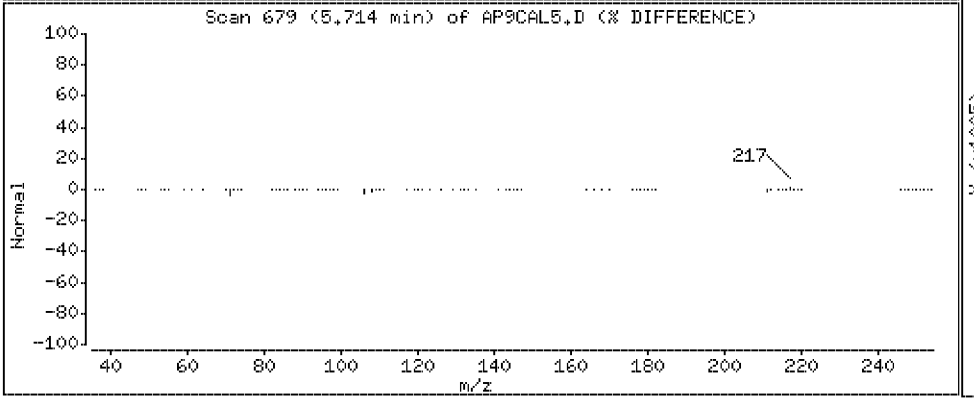

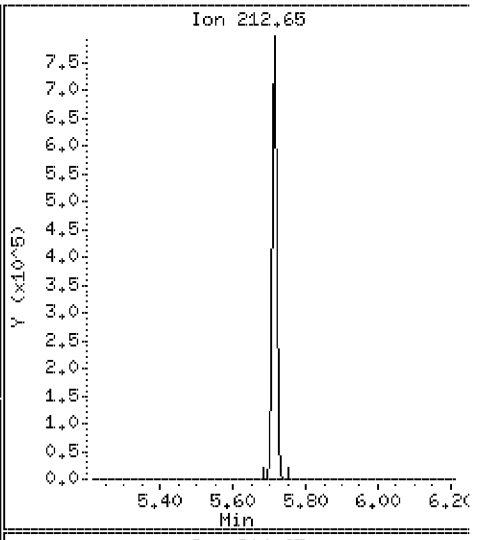

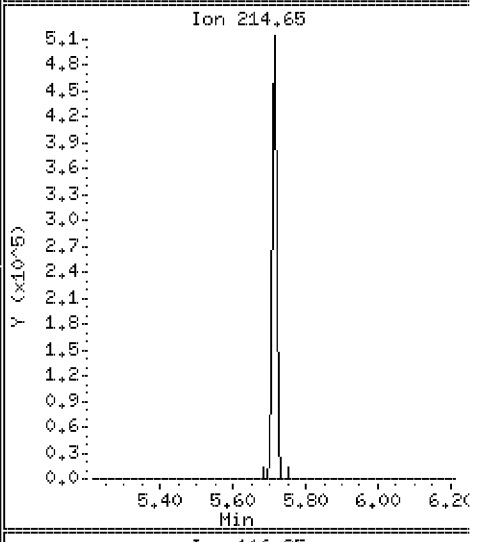

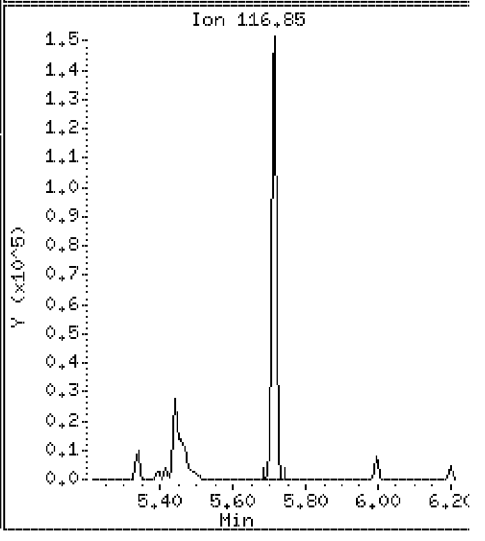

Data File: \\Svecd04\DD\chem\smsd03.i\S3042312.b\AP9CAL5.D

Date : 23-APR-2012 17:53

Client ID: AP9CAL5 | Instrument: smsd03.i

Sample Info: 45957

Purge Volume: 1000.0 | Operator: PEL

Column phase: HPMS-5 | Column diameter: 0.25

49 N-Nitrosodi-n-butylamine | Concentration: 62.4 ug/l

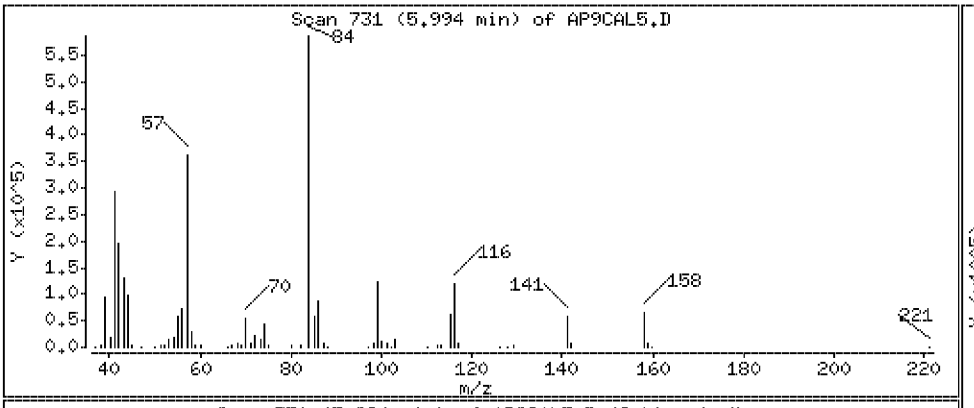

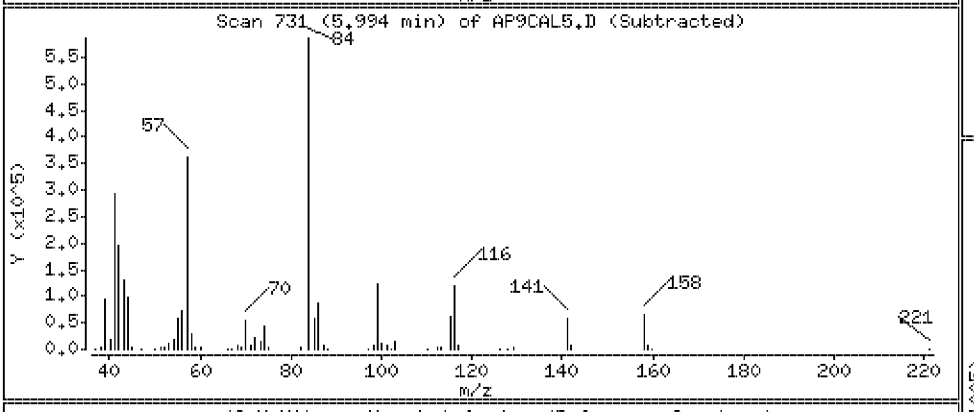

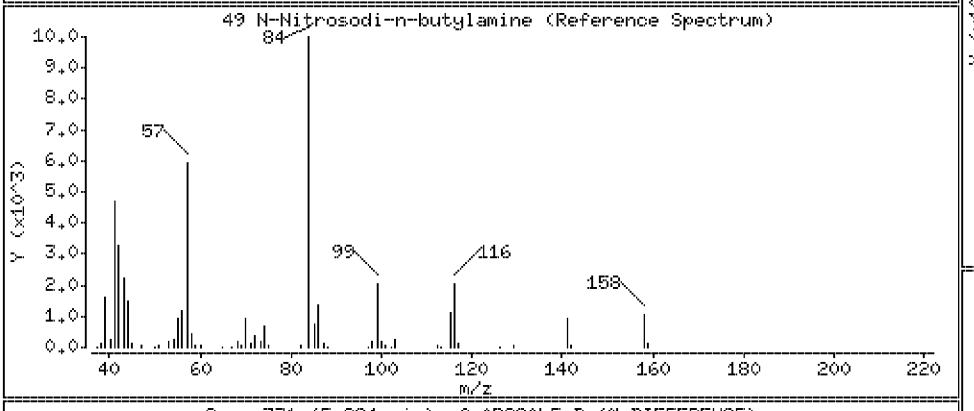

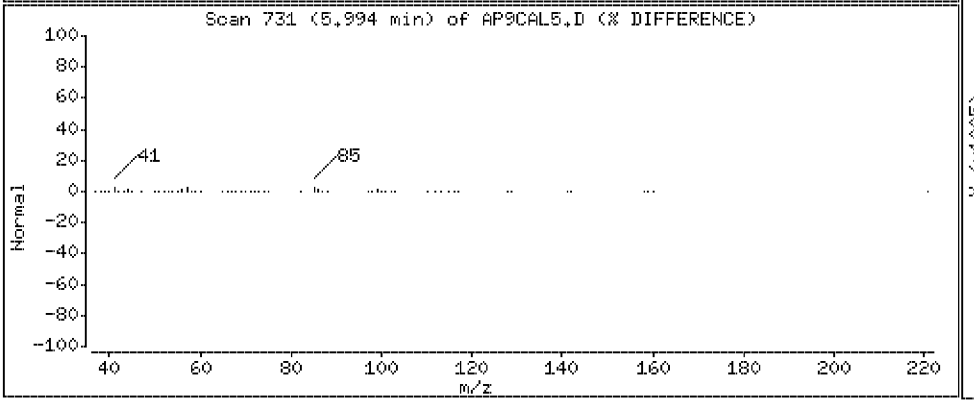

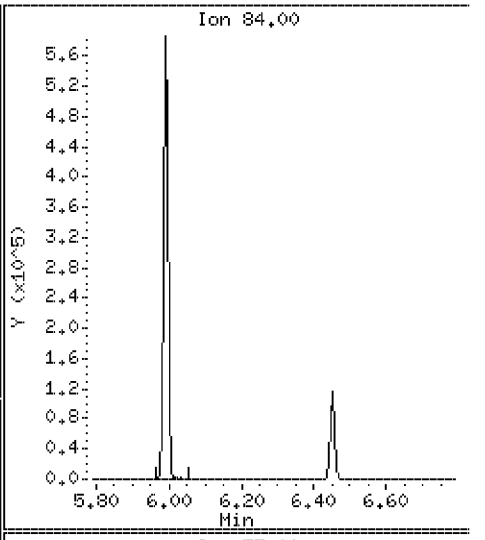

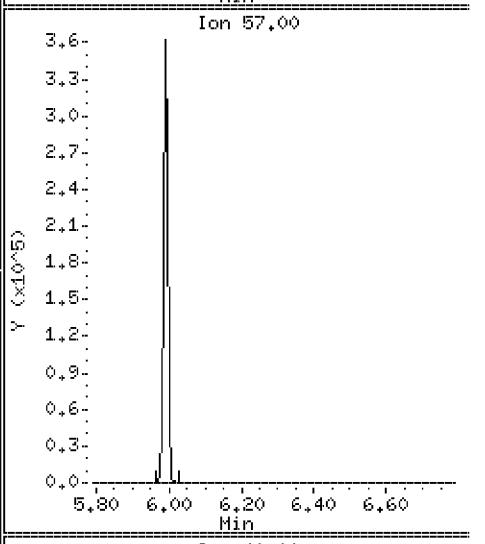

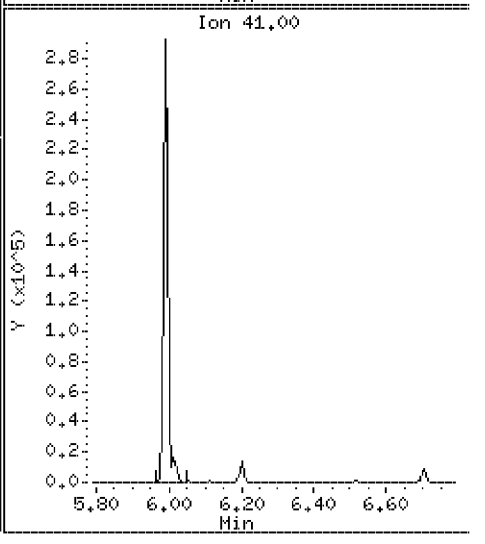

Data File: \\Svecd04\DD\chem\smsd03.i\S3042312.b\AP9CAL5.D

Date : 23-APR-2012 17:53

Client ID: AP9CAL5 | Instrument: smsd03.i

Sample Info: 45957

Purge Volume: 1000.0 | Operator: PEL

Column phase: HPMS-5 | Column diameter: 0.25

52 Isosafrole | Concentration: 61.8 ug/l

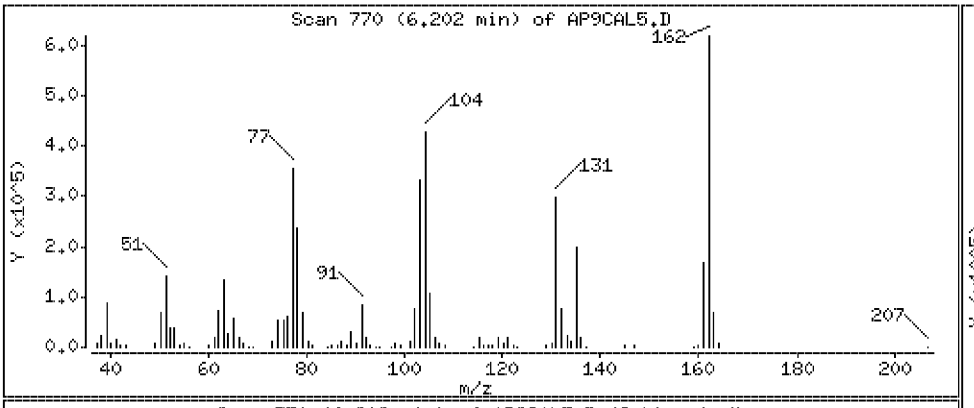

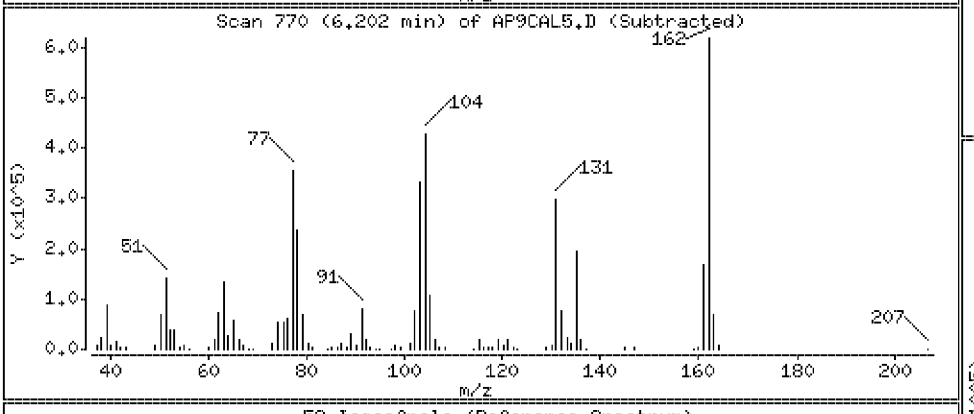

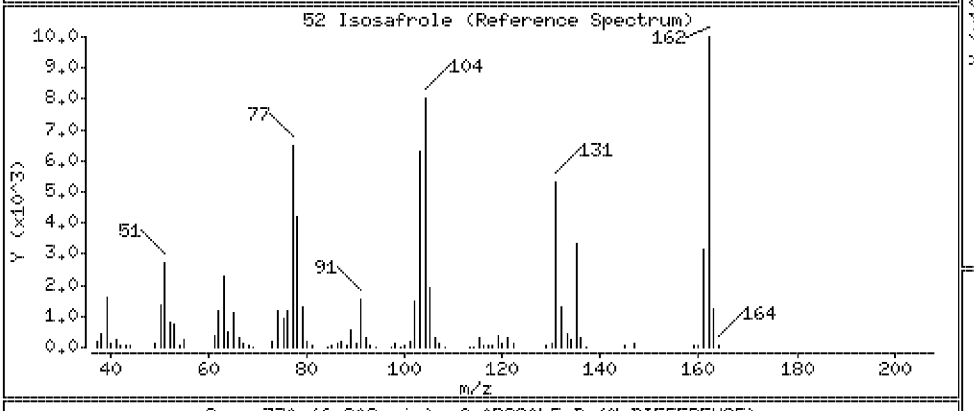

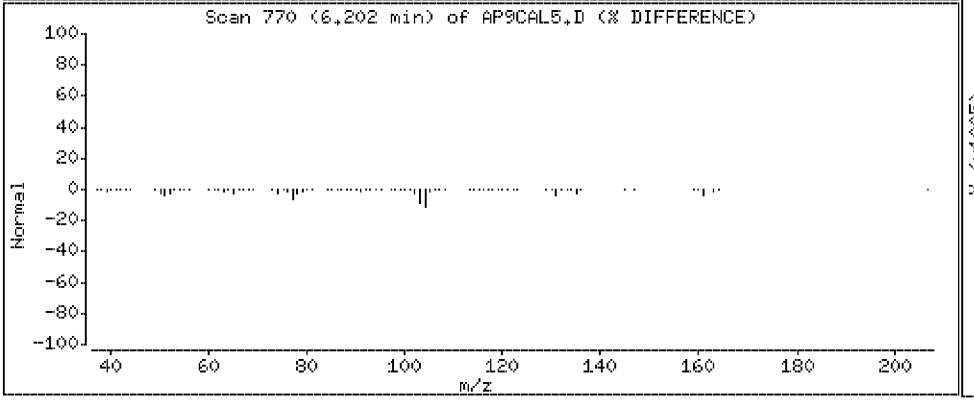

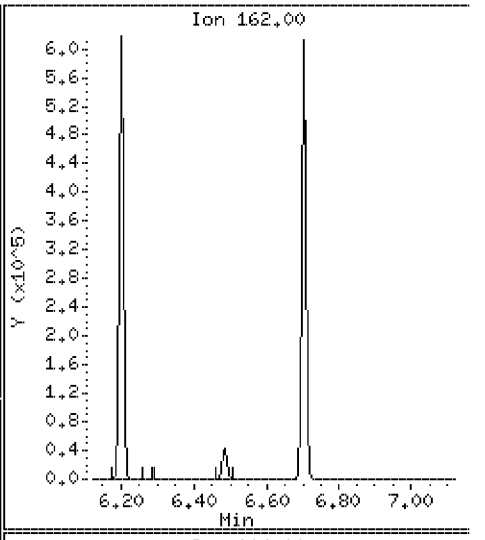

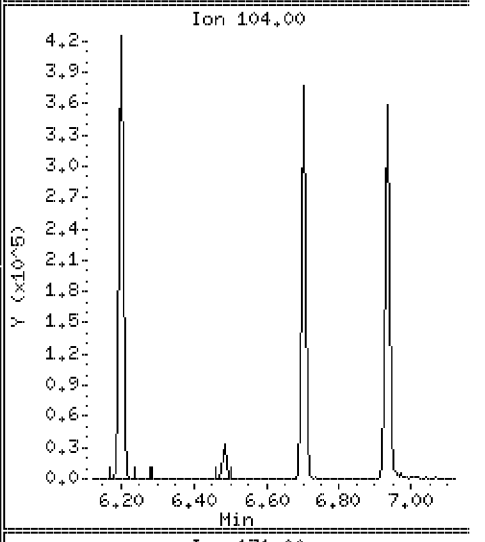

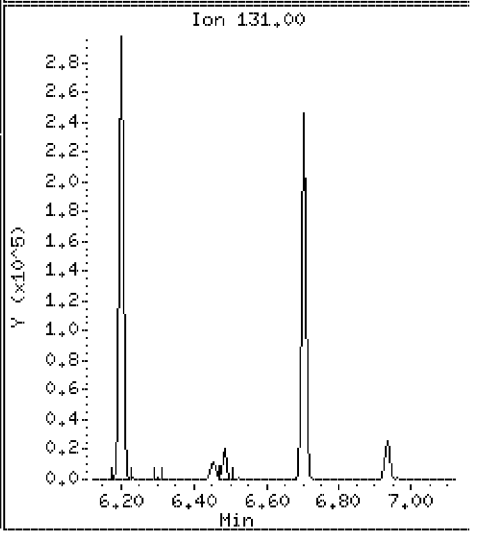

Data File: \\Svecd04\DD\chem\smsd03.i\S3042312.b\AP9CAL5.D

Date : 23-APR-2012 17:53

Client ID: AP9CAL5 Instrument: smsd03.i

Sample Info: 45957

Purge Volume: 1000.0 Operator: PEL

Column phase: HPMS-5 Column diameter: 0.25

56 1,2,4,5-Tetrachlorobenzene Concentration: 62.7 ug/l

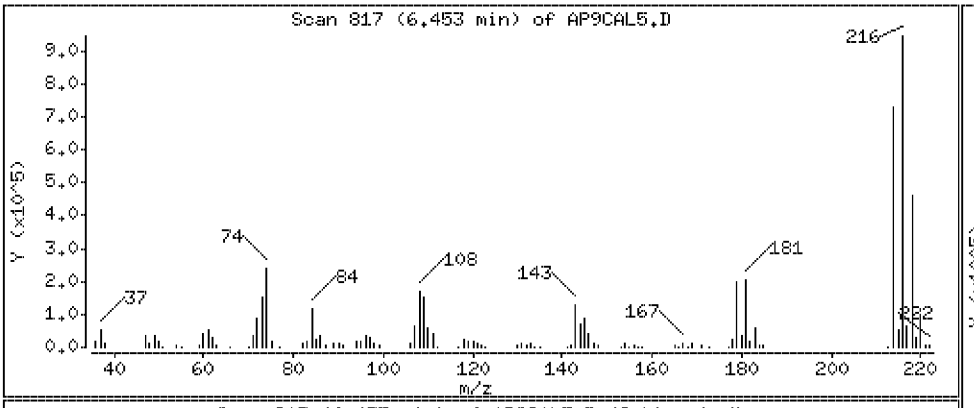

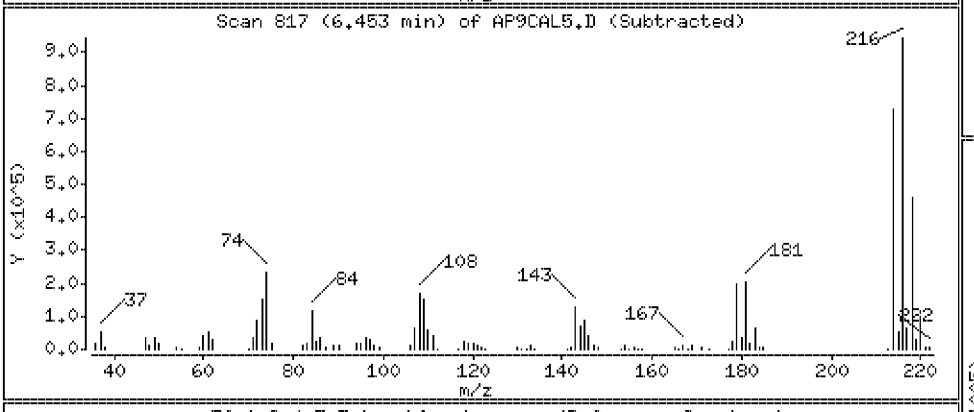

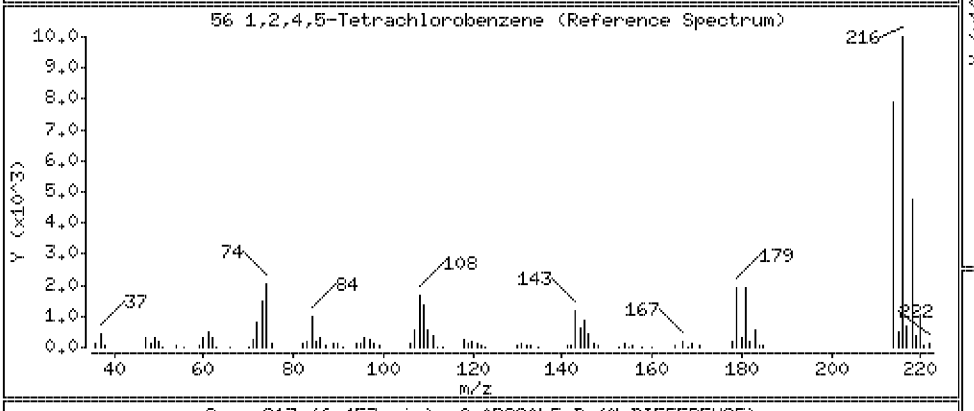

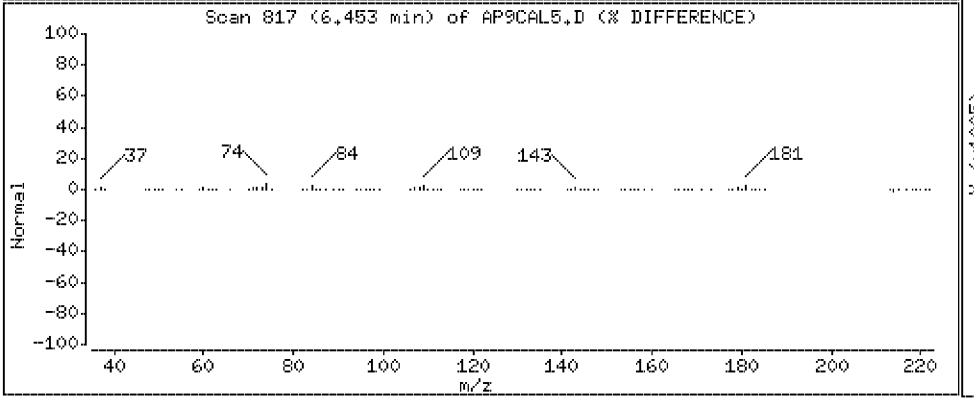

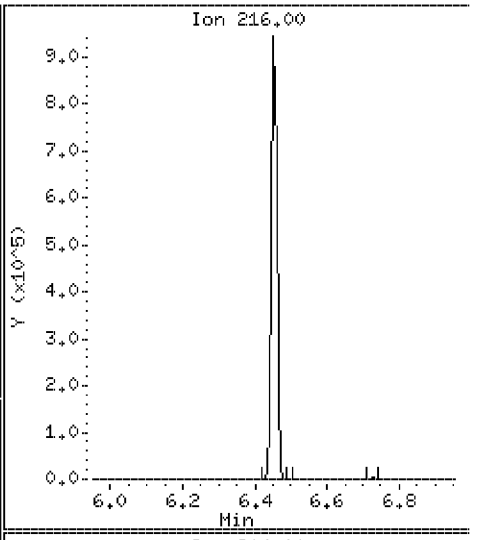

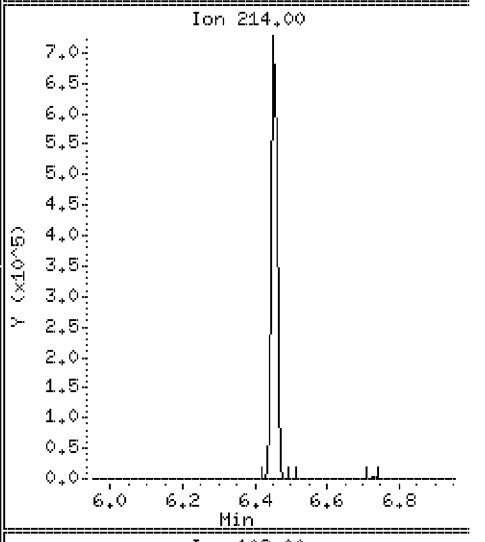

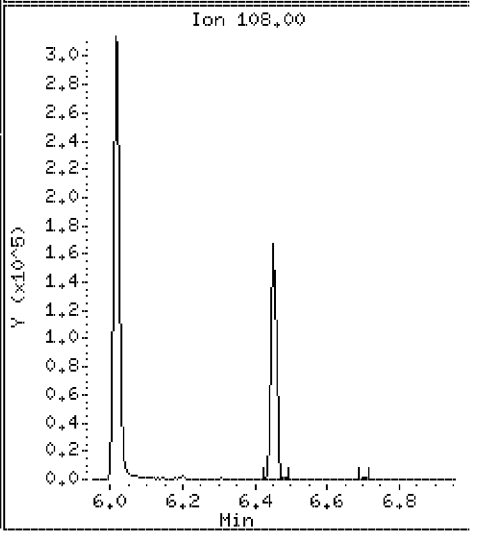

Data File: \\Svecd04\DD\chem\smsd03.i\S3042312.b\AP9CAL5.D

Date : 23-APR-2012 17:53

Client ID: AP9CAL5

Instrument: smsd03.i

Sample Info: 45957

Purge Volume: 1000.0

Operator: PEL

Column phase: HPMS-5

Column diameter: 0.25

60 Safrole

Concentration: 64.1 ug/l

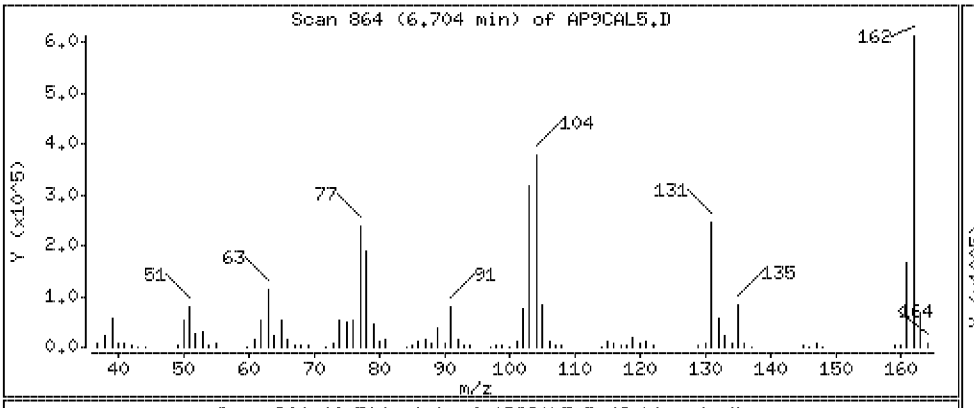

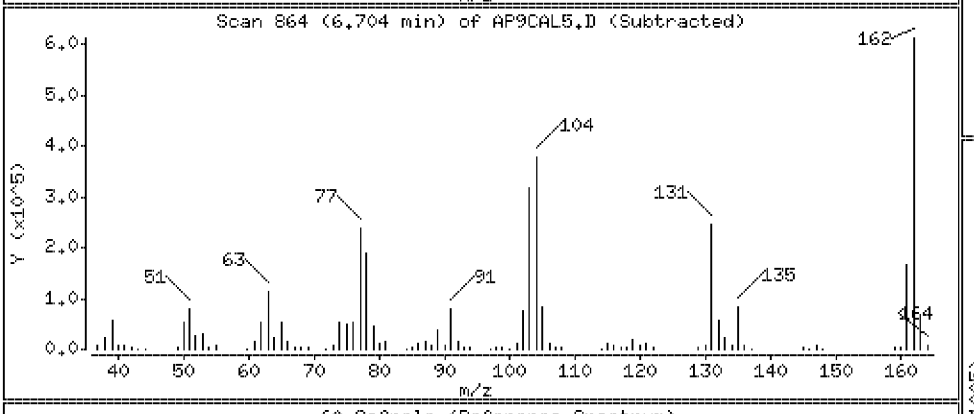

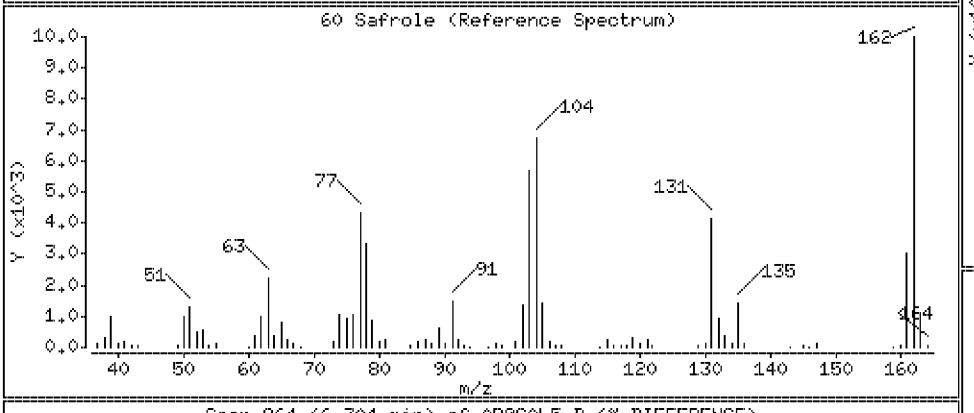

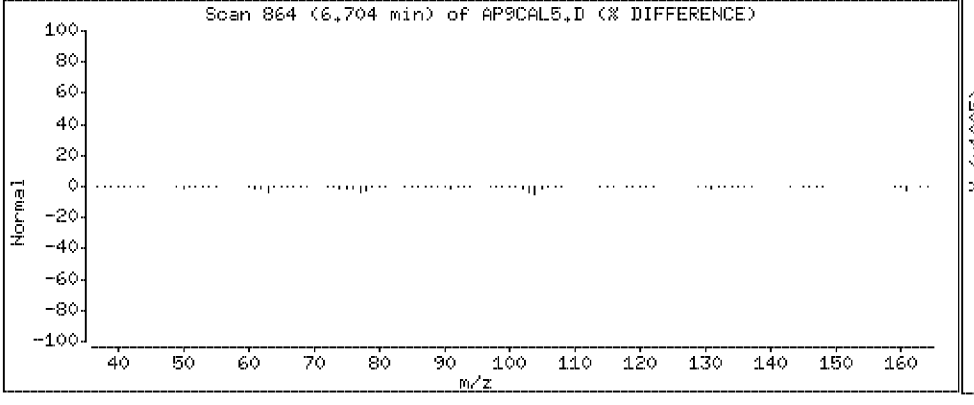

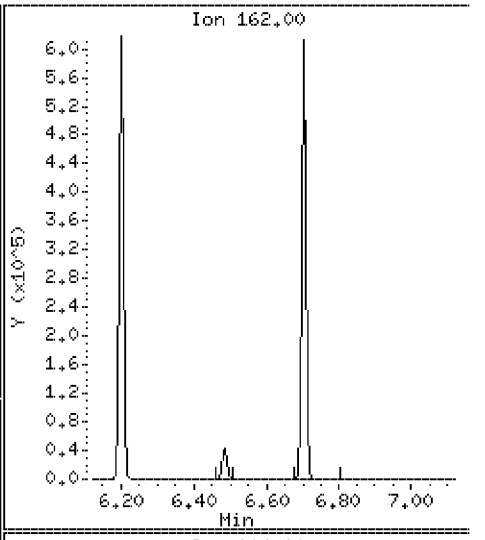

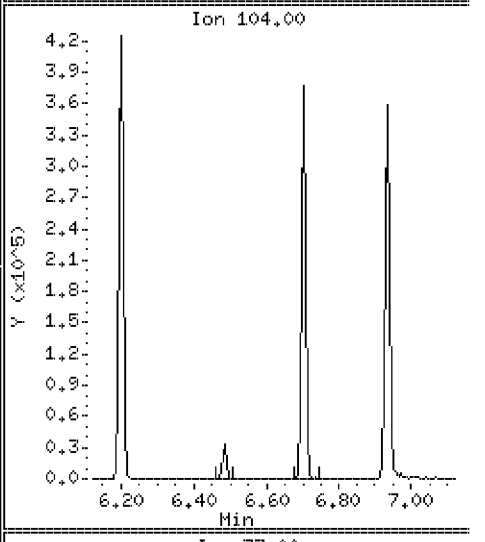

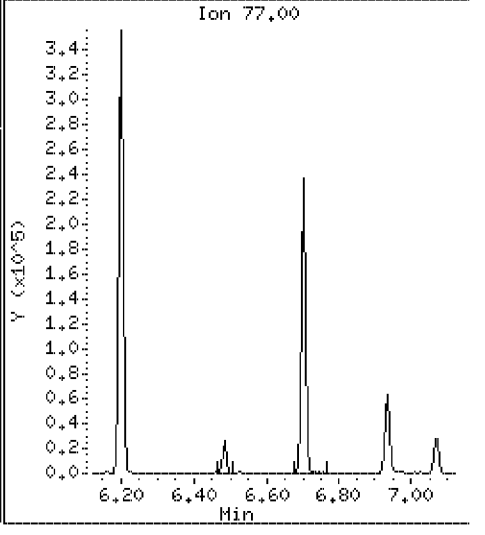

Data File: \\Svecd04\DD\chem\smsd03.i\S3042312.b\AP9CAL5.D

Date : 23-APR-2012 17:53

Client ID: AP9CAL5

Instrument: smsd03.i

Sample Info: 45957

Purge Volume: 1000.0

Operator: PEL

Column phase: HPMS-5

Column diameter: 0.25

64 1,4-Naphthoquinone

Concentration: 64.2 ug/l

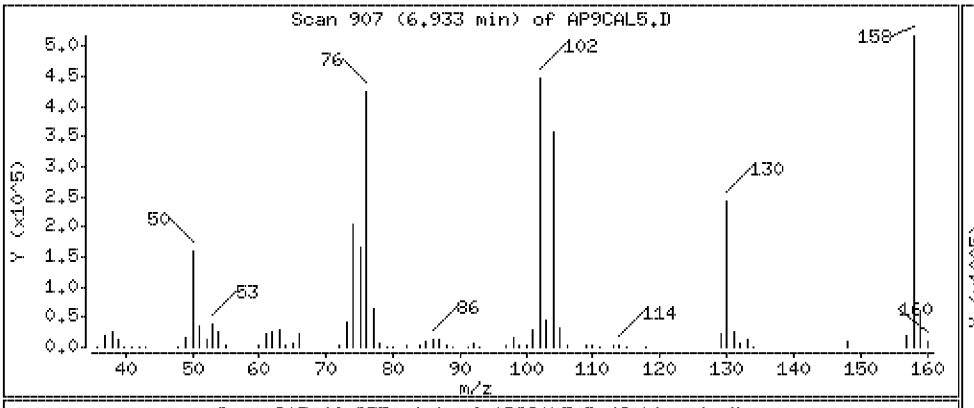

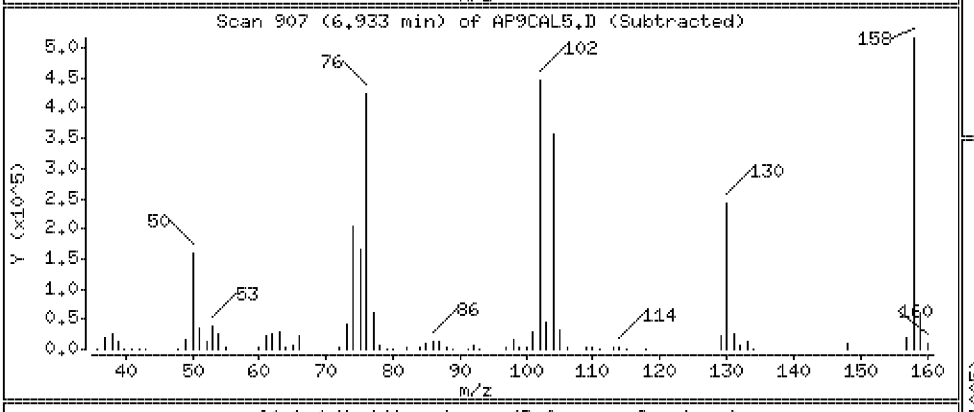

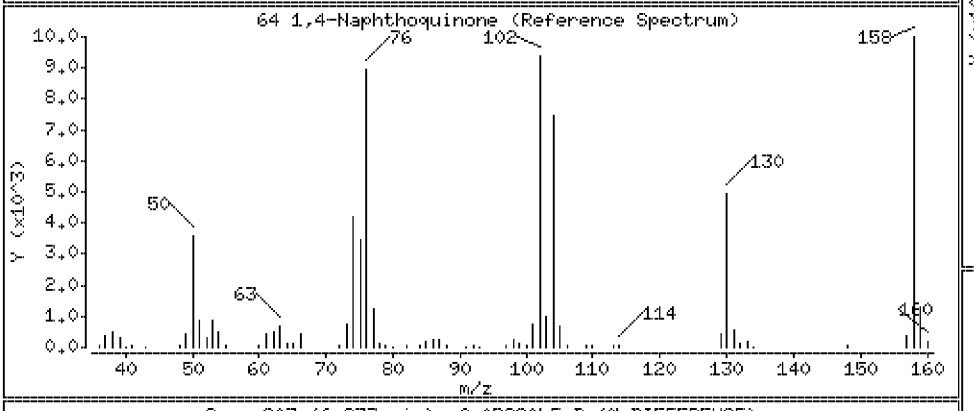

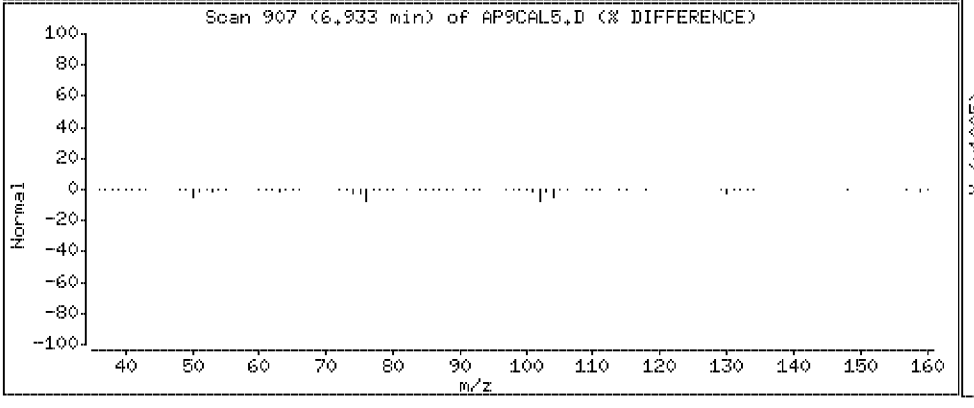

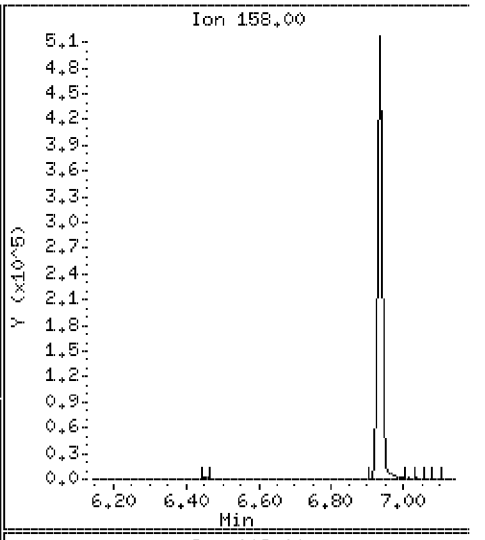

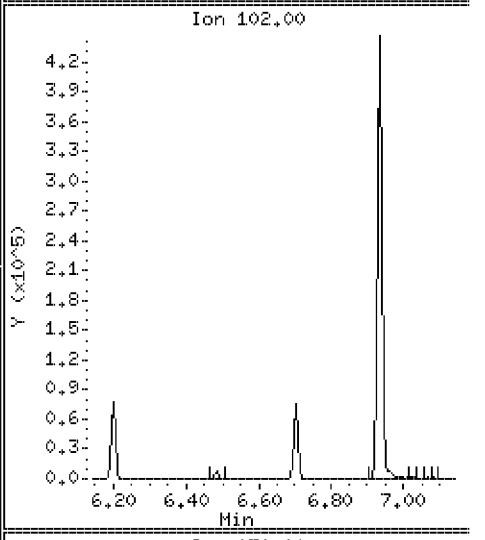

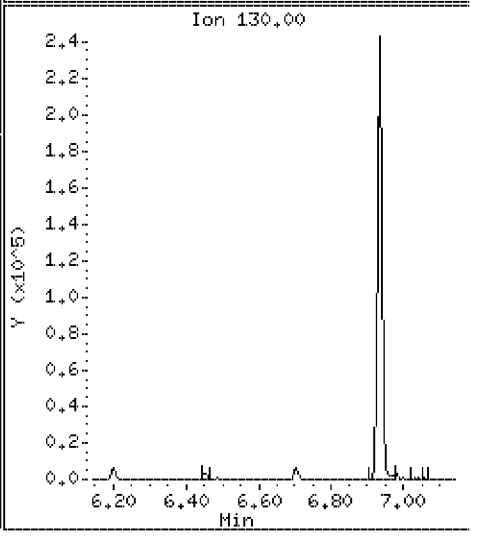

Data File: \\Svecd04\DD\chem\smsd03.i\S3042312.b\AP9CAL5.D

Date : 23-APR-2012 17:53

Client ID: AP9CAL5 | Instrument: smsd03.i

Sample Info: 45957

Purge Volume: 1000.0 | Operator: PEL

Column phase: HPMS-5 | Column diameter: 0.25

66 1,3-Dinitrobenzene | Concentration: 63.5 ug/l

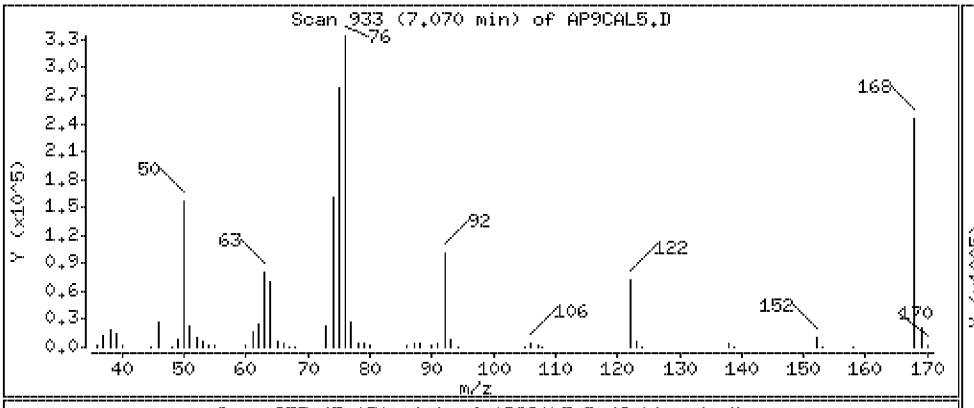

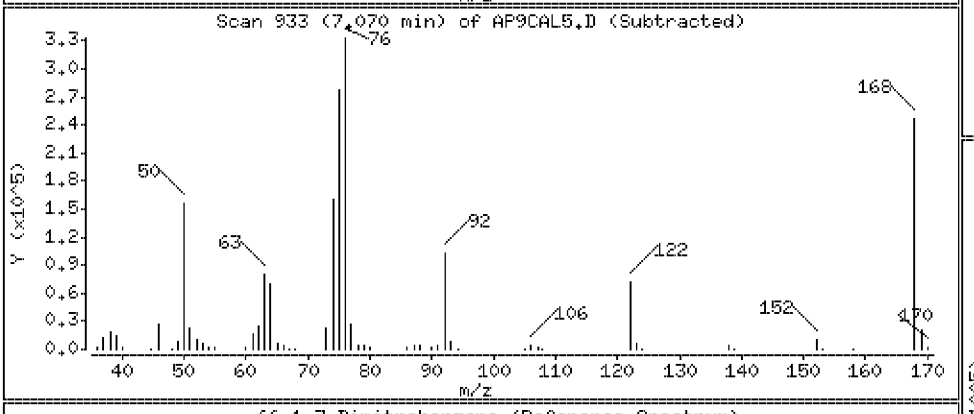

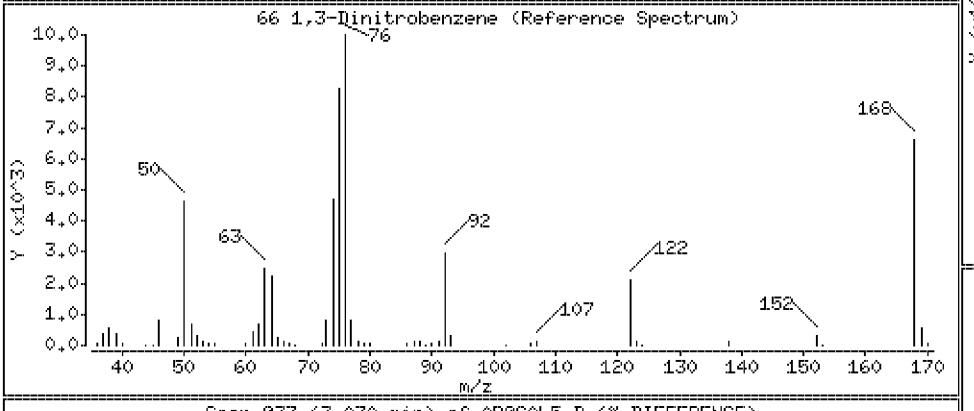

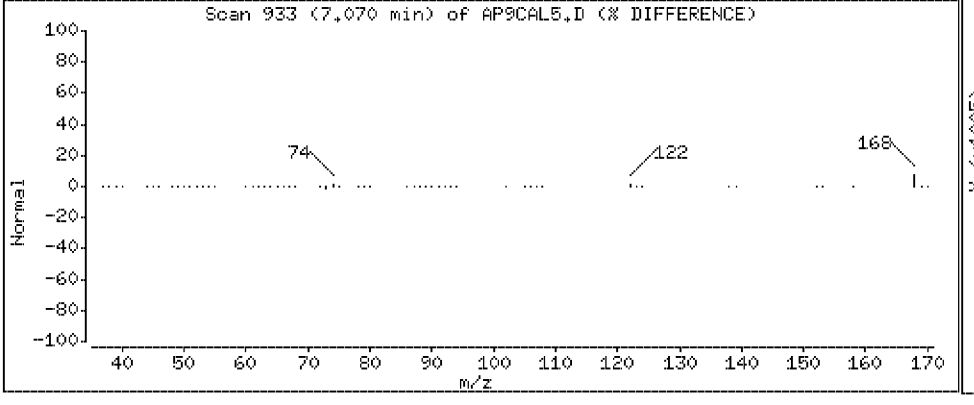

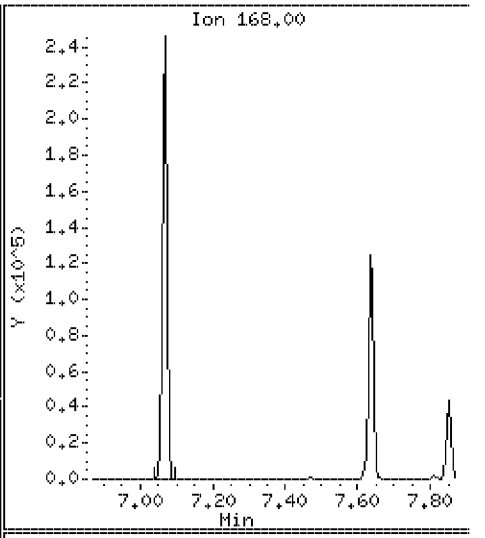

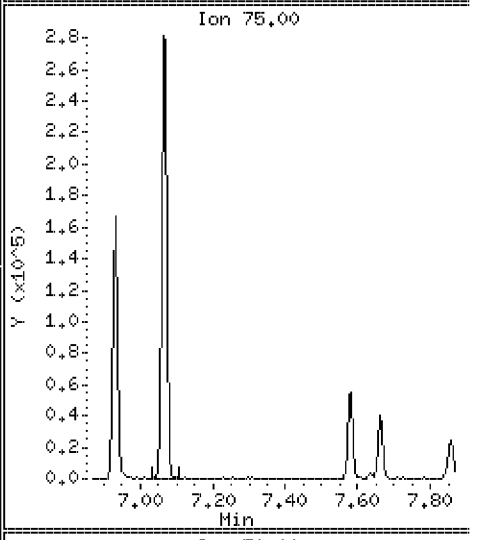

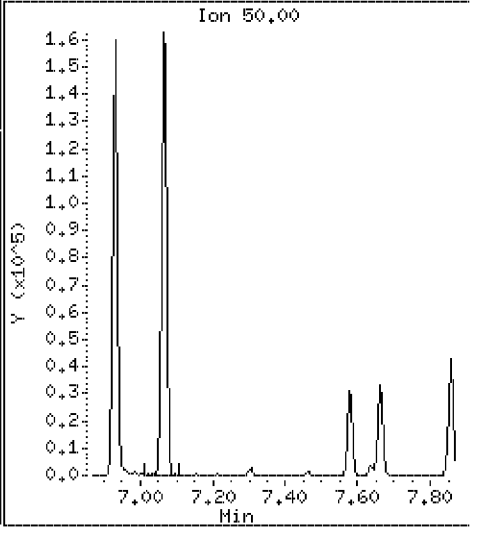

Data File: \\Svecd04\DD\chem\smsd03.i\S3042312.b\AP9CAL5.D

Date : 23-APR-2012 17:53

Client ID: AP9CAL5

Instrument: smsd03.i

Sample Info: 45957

Purge Volume: 1000.0

Operator: PEL

Column phase: HPMS-5

Column diameter: 0.25

73 Pentachlorobenzene

Concentration: 63.1 ug/l

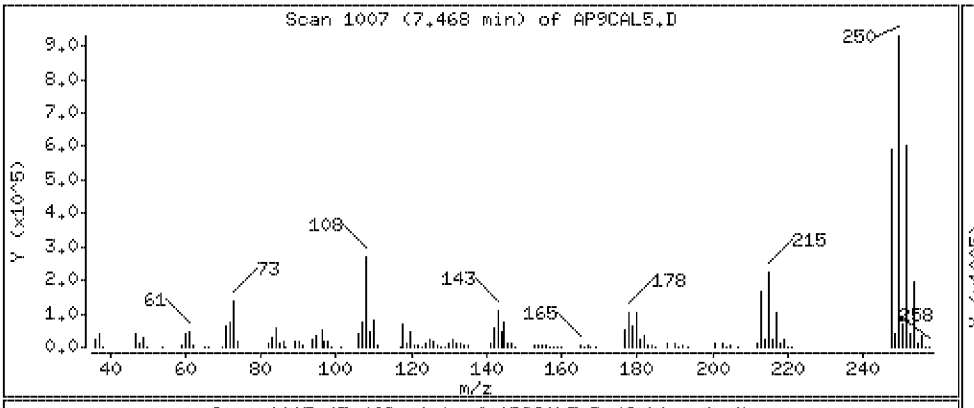

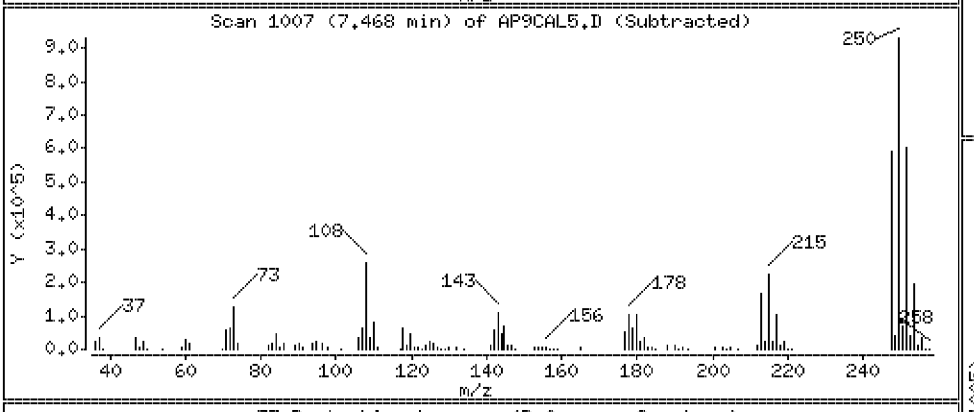

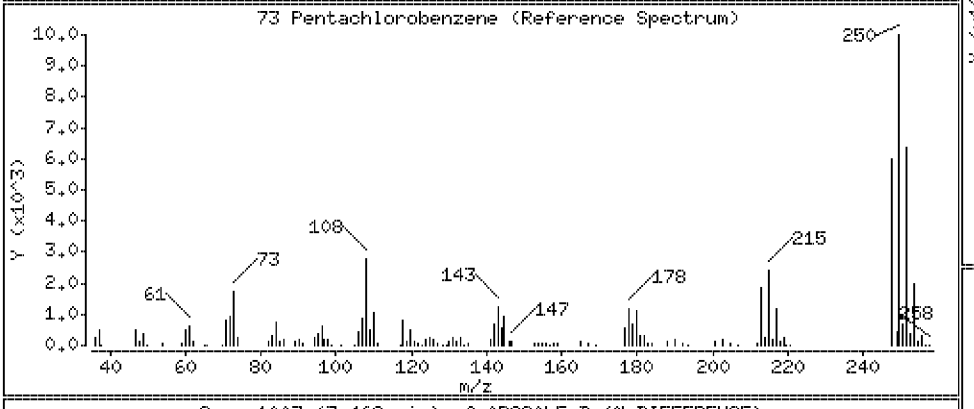

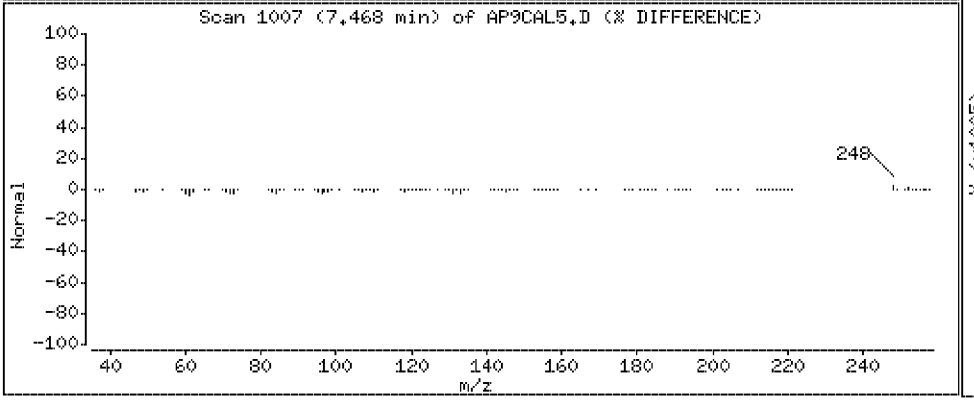

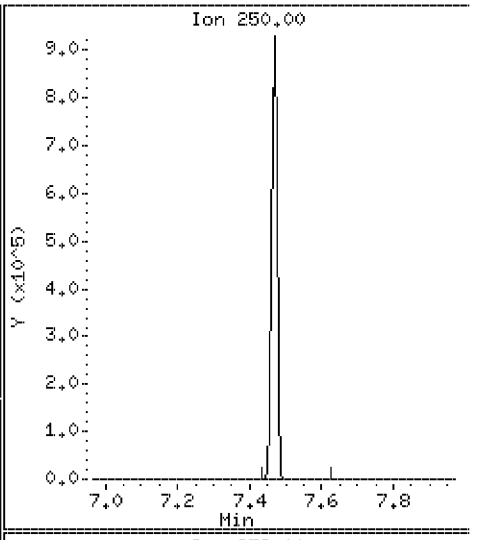

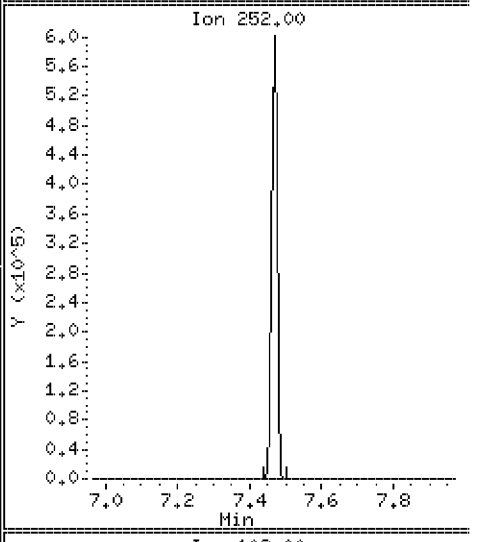

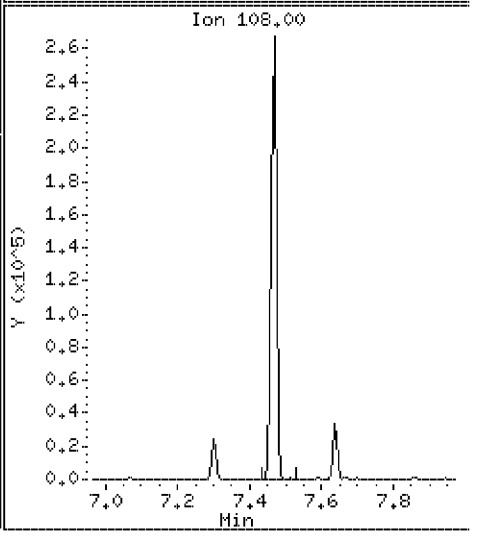

Data File: \\Svecd04\DD\chem\smsd03.i\S3042312.b\AP9CAL5.D

Date : 23-APR-2012 17:53

Client ID: AP9CAL5 Instrument: smsd03.i

Sample Info: 45957

Purge Volume: 1000.0 Operator: PEL

Column phase: HPMS-5 Column diameter: 0.25

77 1-Naphthylamine Concentration: 62.2 ug/l

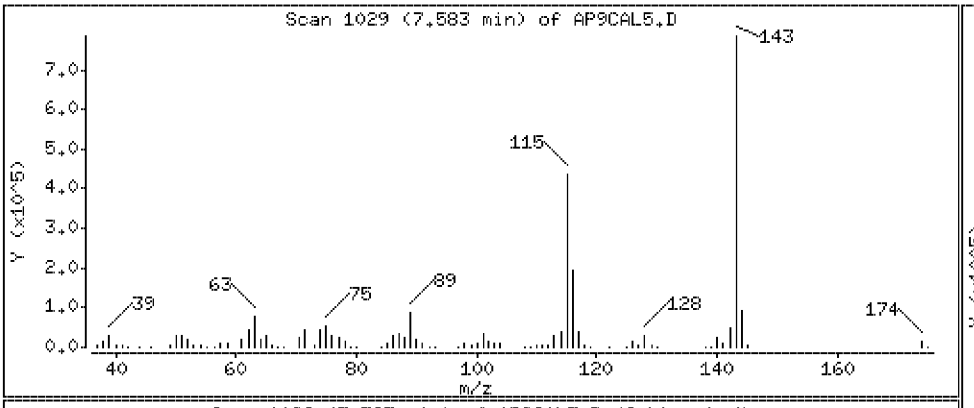

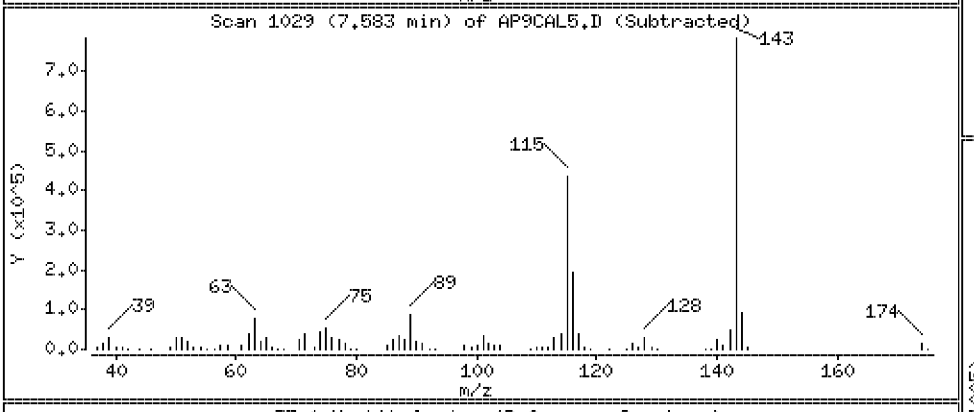

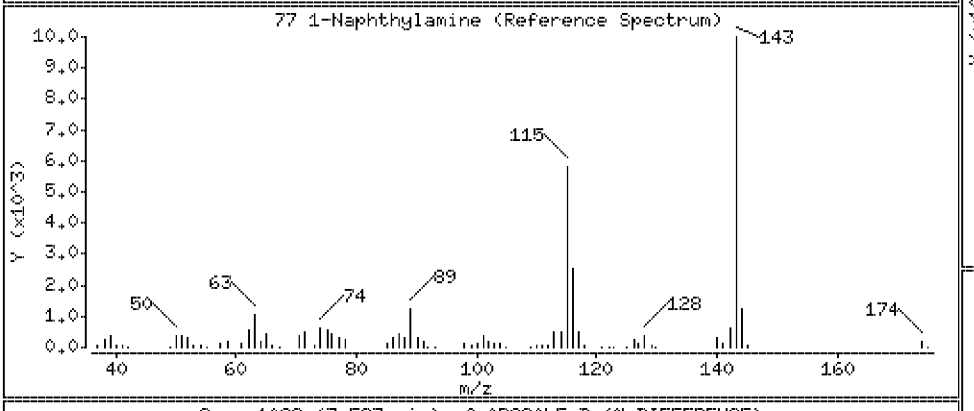

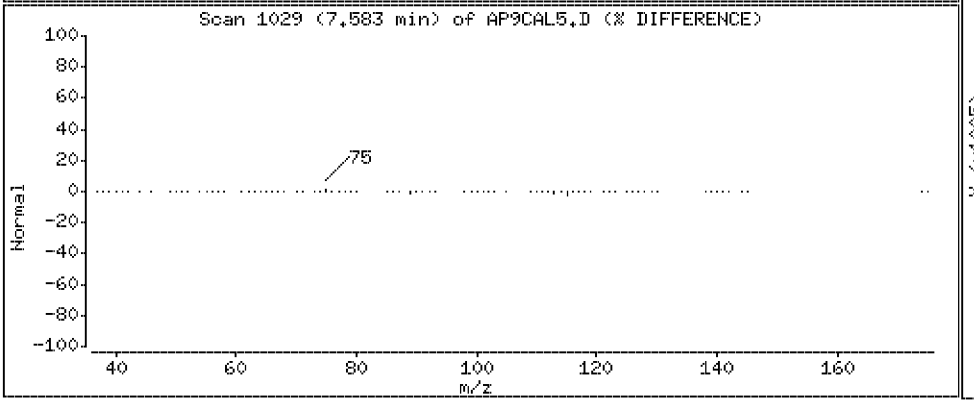

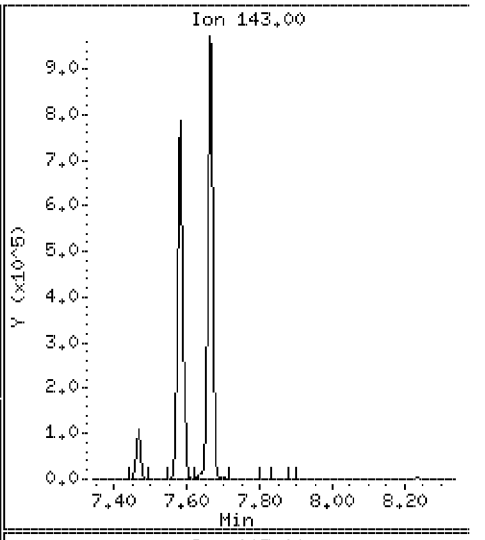

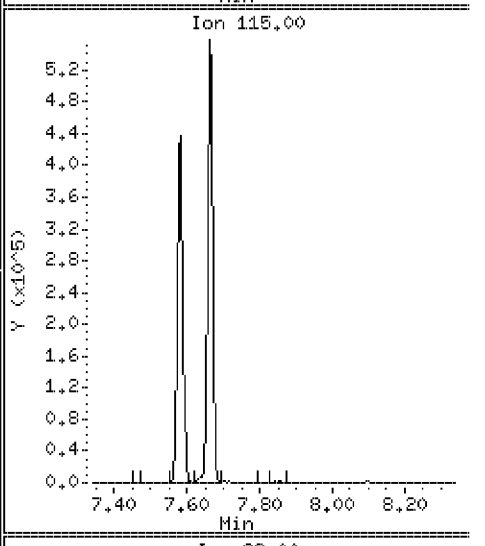

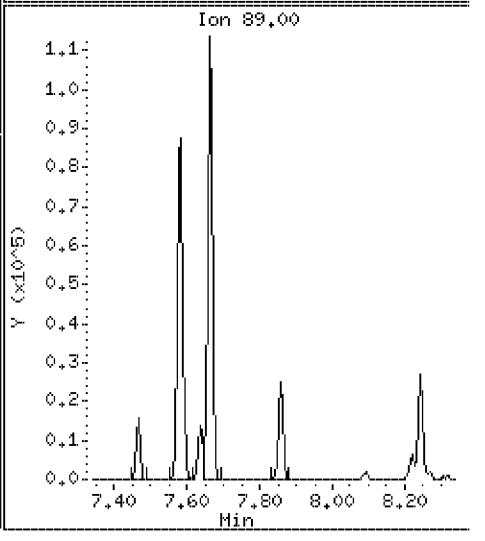

Data File: \\Svecd04\DD\chem\smsd03.i\S3042312.b\AP9CAL5.D

Date : 23-APR-2012 17:53

Client ID: AP9CAL5 | Instrument: smsd03.i

Sample Info: 45957

Purge Volume: 1000.0 | Operator: PEL

Column phase: HPMS-5 | Column diameter: 0.25

78 2,3,4,6-Tetrachlorophenol | Concentration: 63.0 ug/l

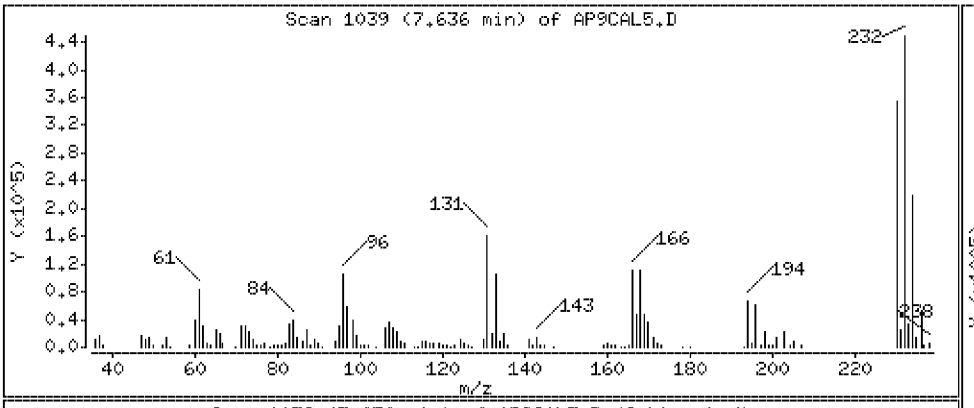

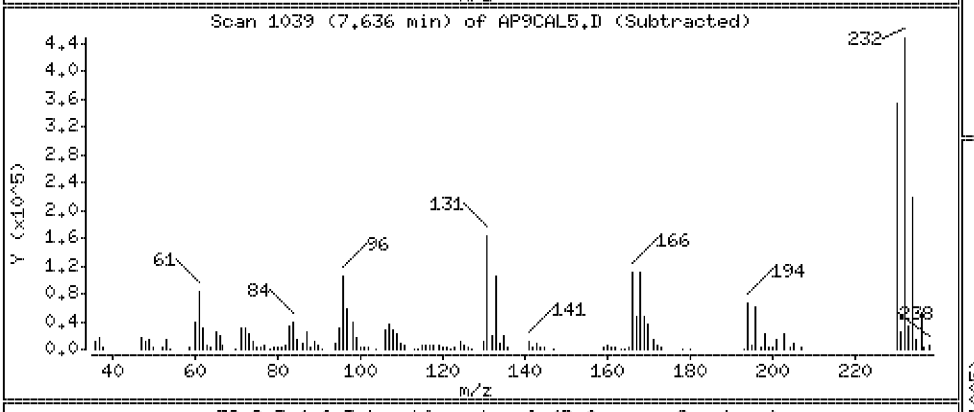

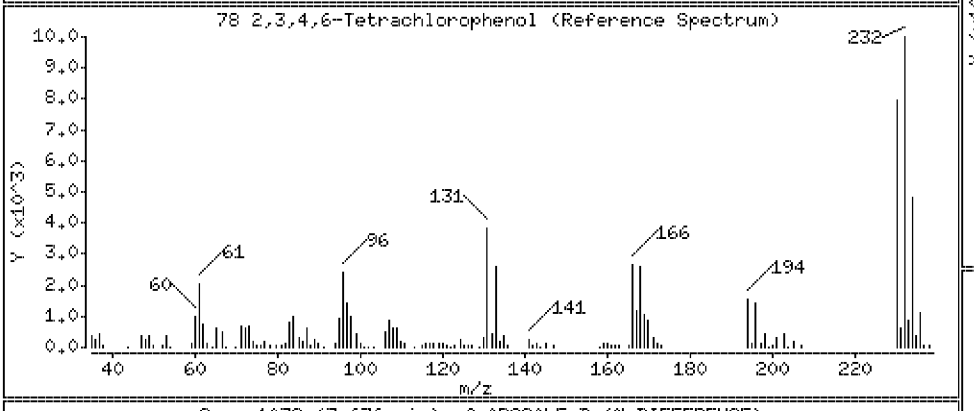

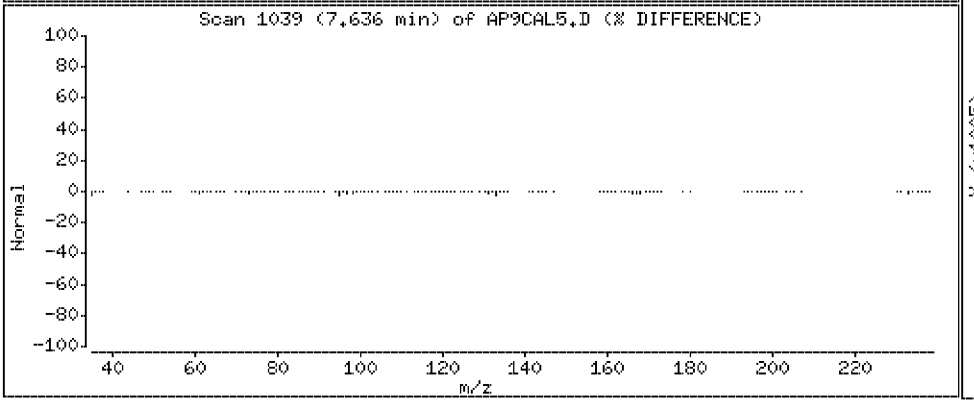

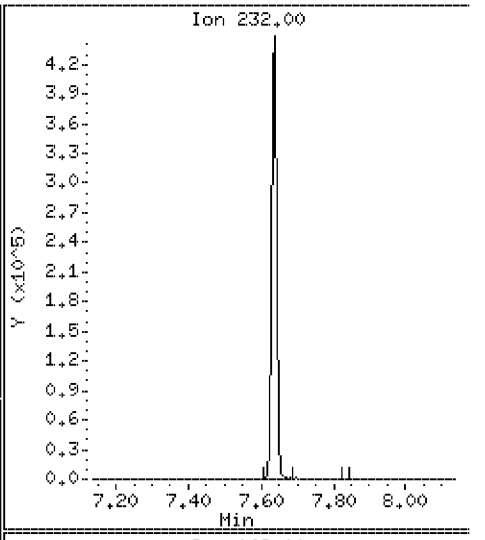

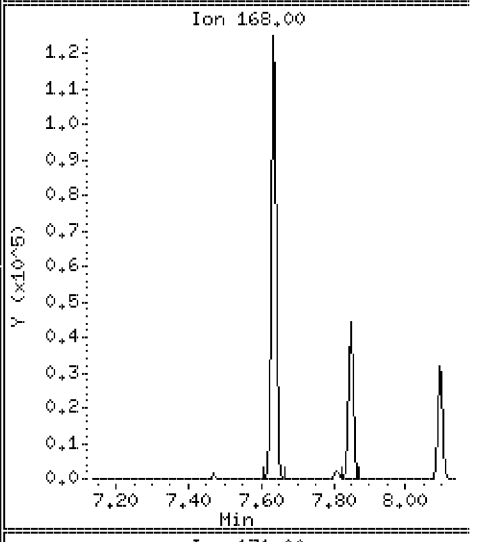

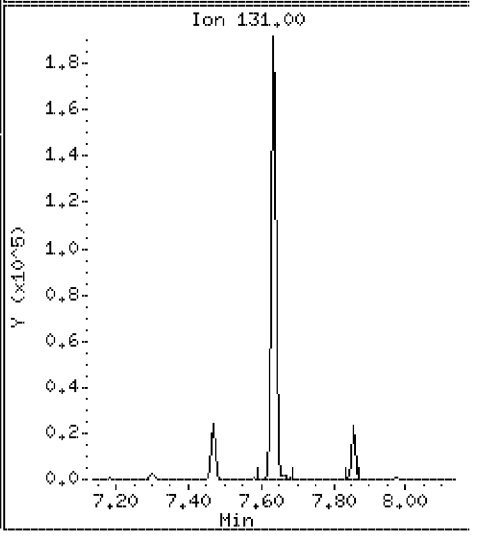

Data File: \\Svecd04\DD\chem\smsd03.i\S3042312.b\AP9CAL5.D

Date : 23-APR-2012 17:53

Client ID: AP9CAL5 | Instrument: smsd03.i

Sample Info: 45957

Purge Volume: 1000.0 | Operator: PEL

Column phase: HPMS-5 | Column diameter: 0.25

79 2-Naphthylamine | Concentration: 62.1 ug/l

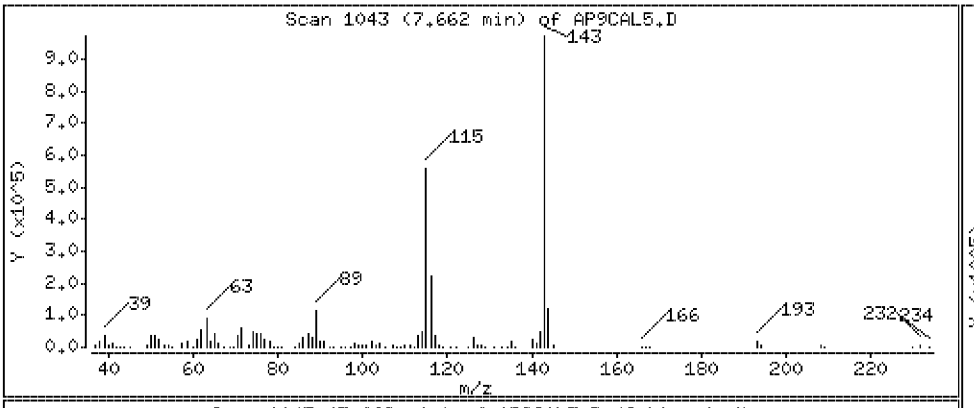

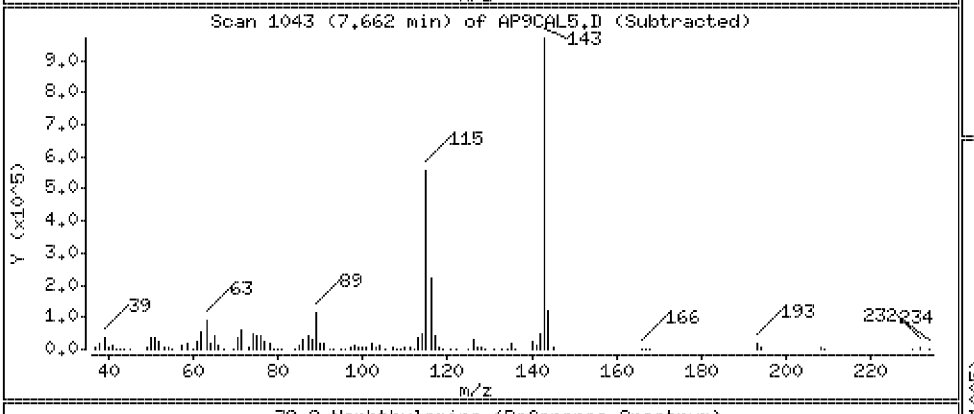

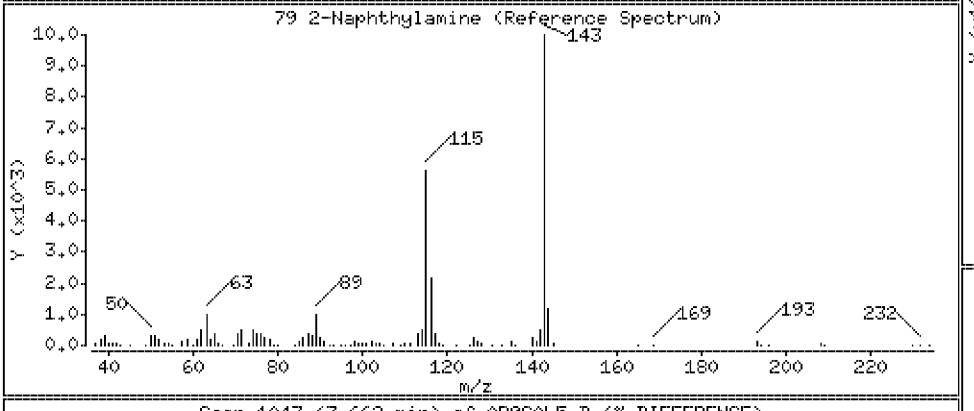

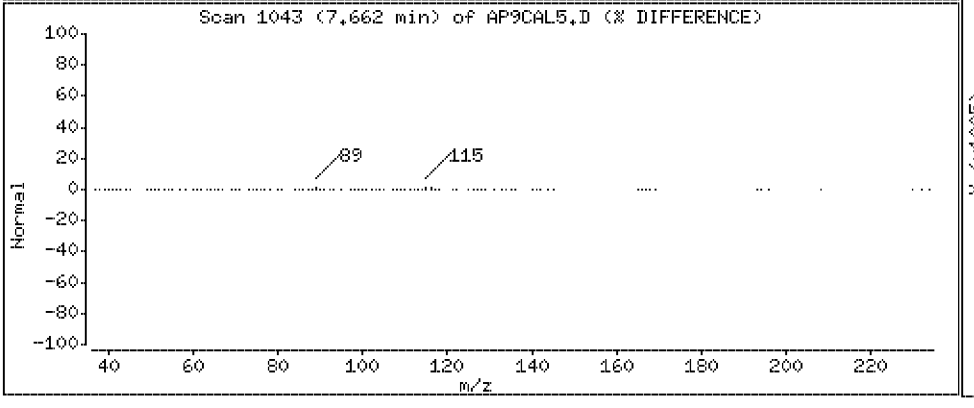

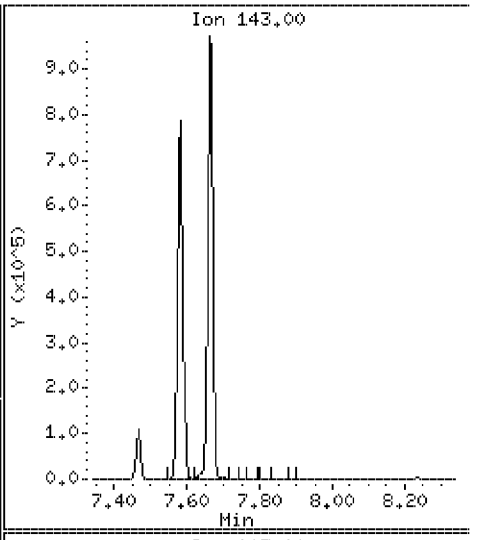

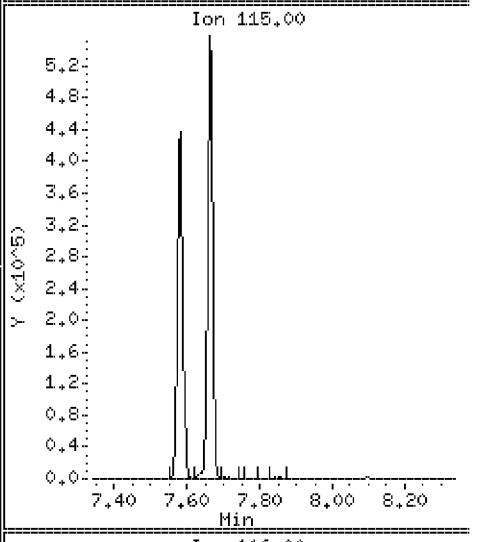

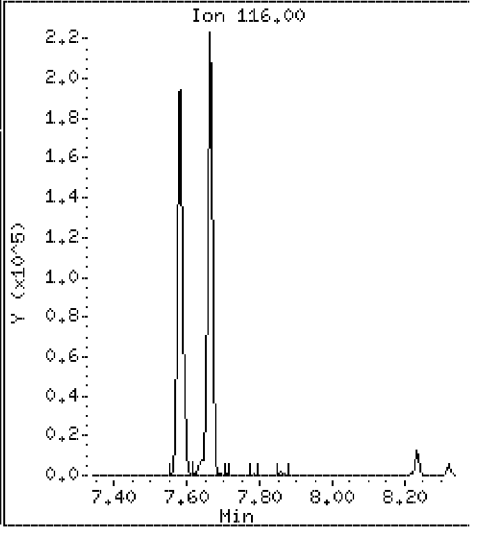

Data File: \\Svecd04\DD\chem\smsd03.i\S3042312.b\AP9CAL5.D

Date : 23-APR-2012 17:53

Client ID: AP9CAL5 Instrument: smsd03.i

Sample Info: 45957

Purge Volume: 1000.0 Operator: PEL

Column phase: HPMS-5 Column diameter: 0.25

83 5-Nitro-ortho-toluidine Concentration: 63.5 ug/l

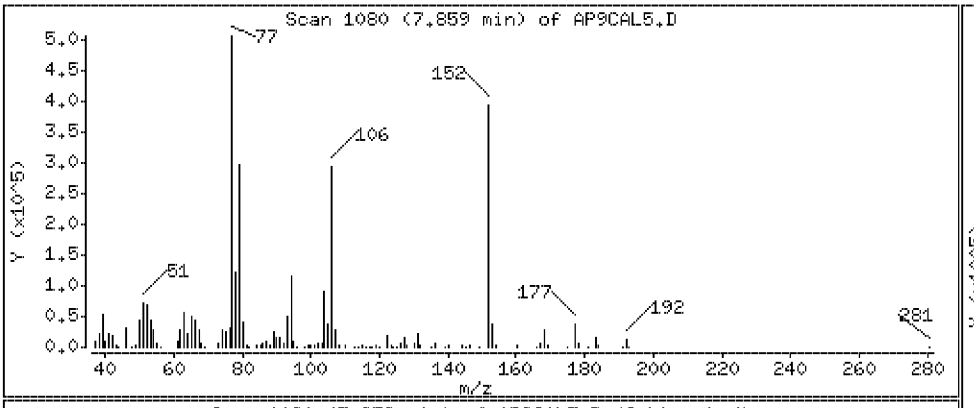

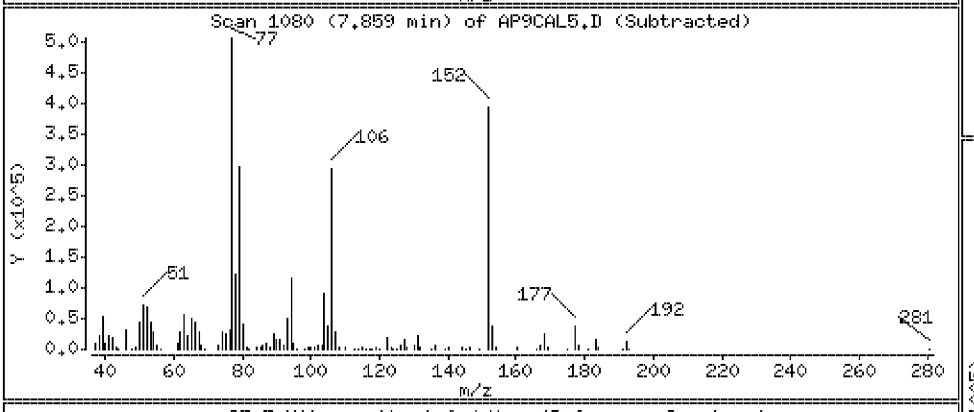

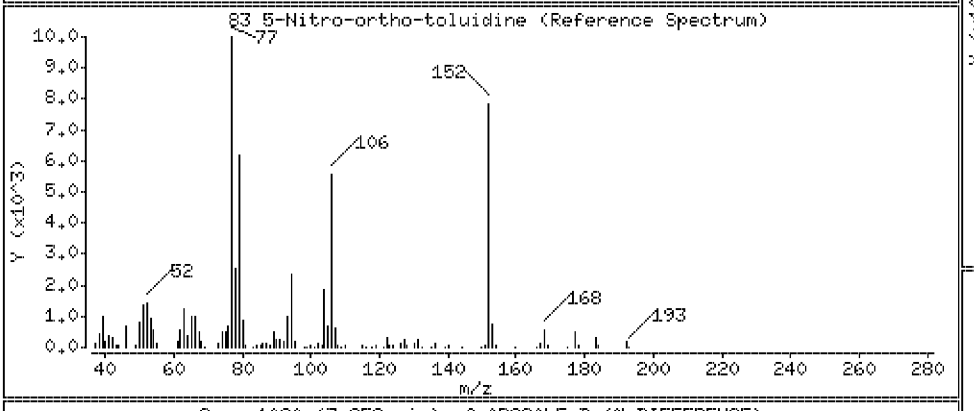

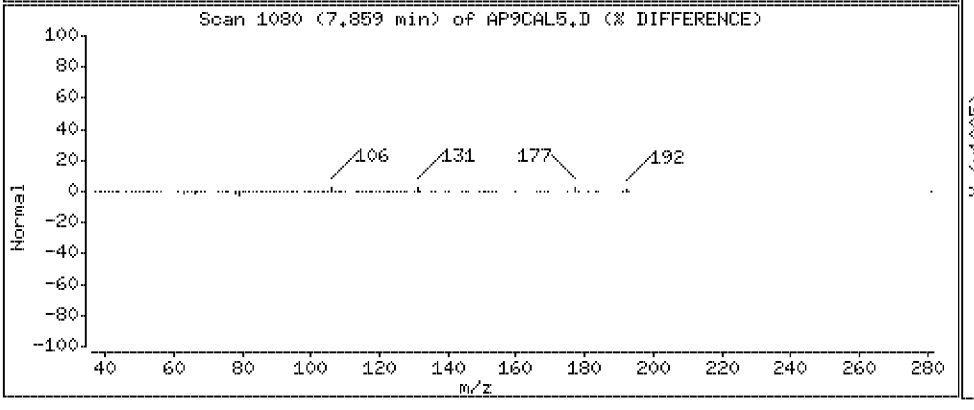

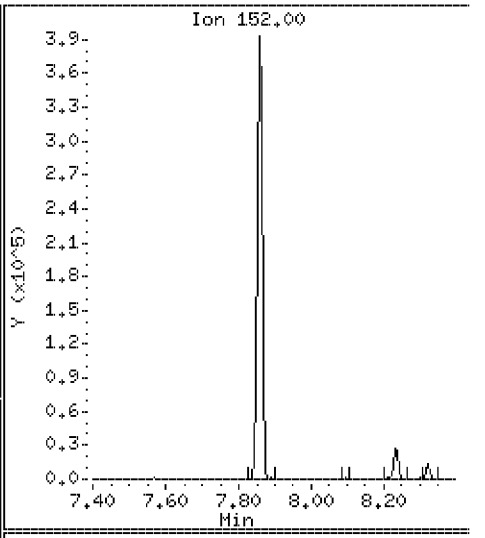

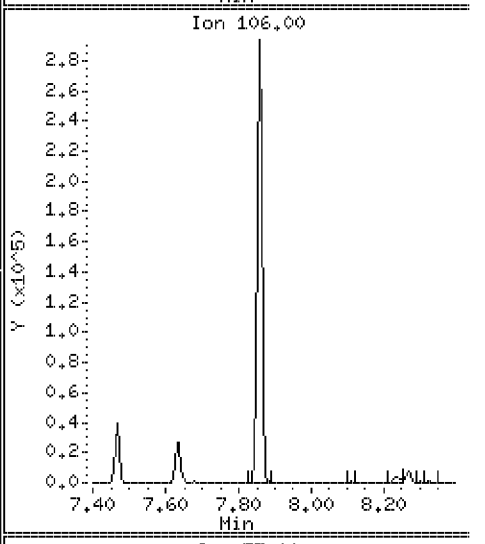

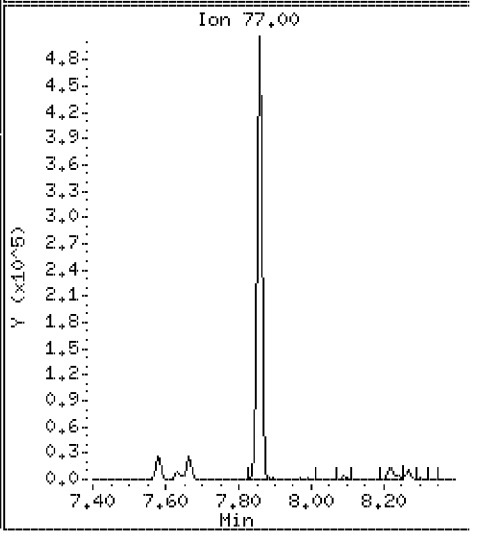

Data File: \\Svecd04\DD\chem\smsd03.i\S3042312.b\AP9CAL5.D

Date : 23-APR-2012 17:53

Client ID: AP9CAL5 Instrument: smsd03.i

Sample Info: 45957

Purge Volume: 1000.0 Operator: PEL

Column phase: HPMS-5 Column diameter: 0.25

90 1,3,5-Trinitrobenzene Concentration: 58.3 ug/l

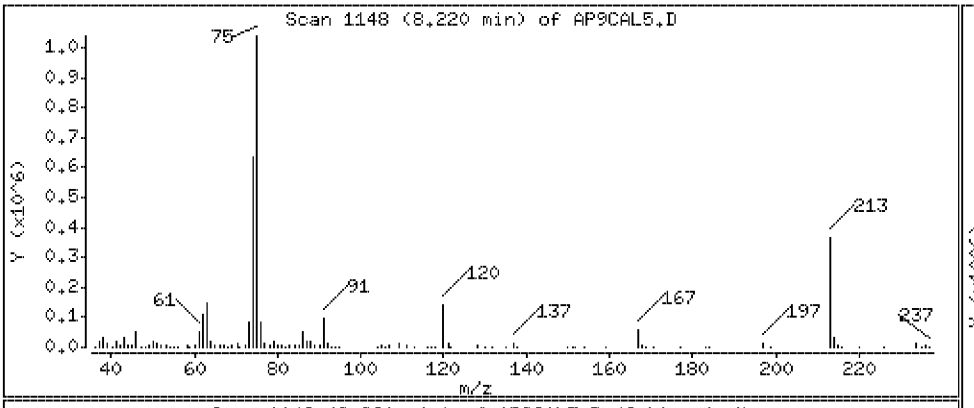

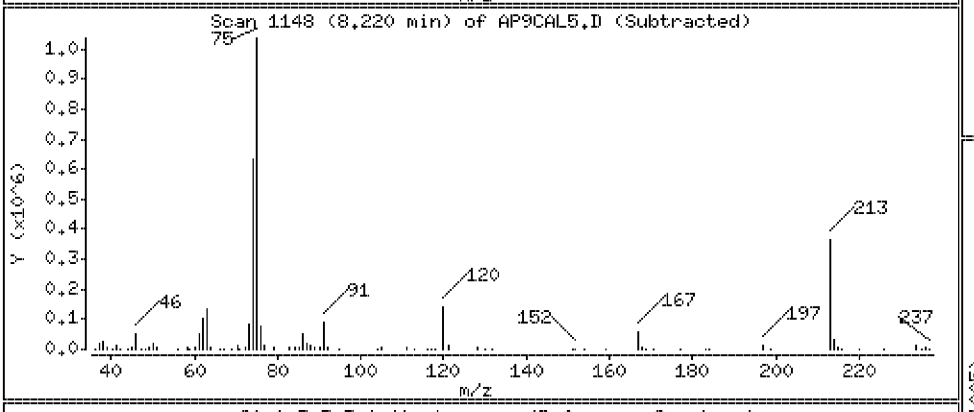

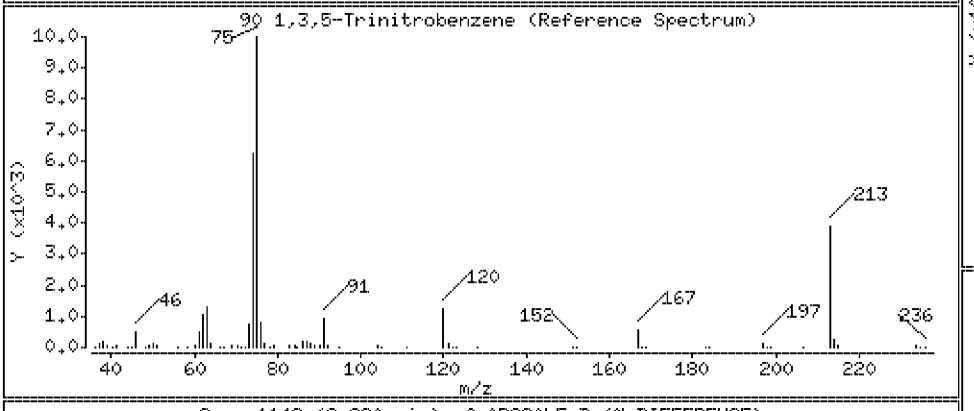

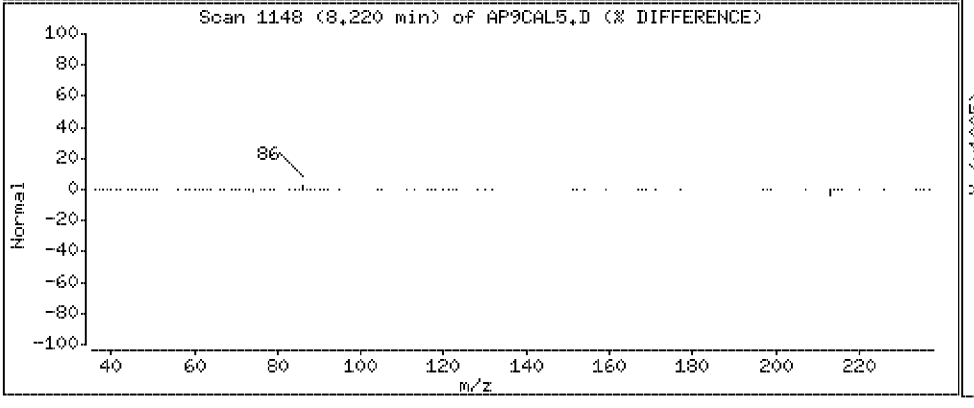

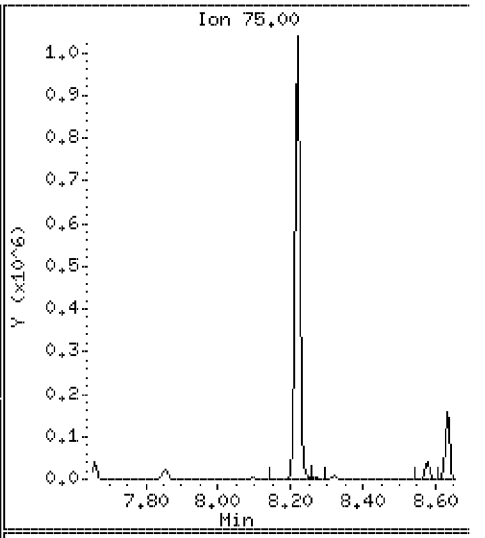

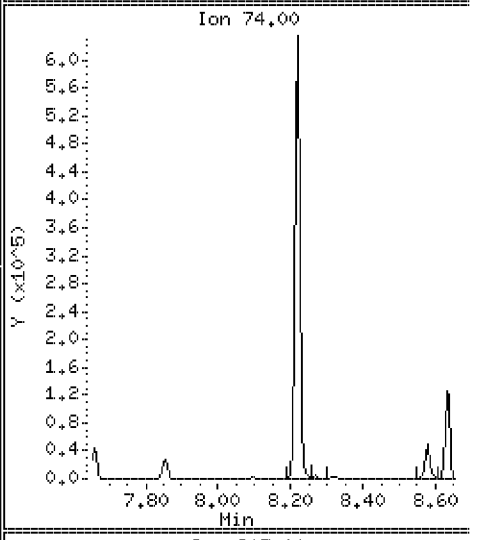

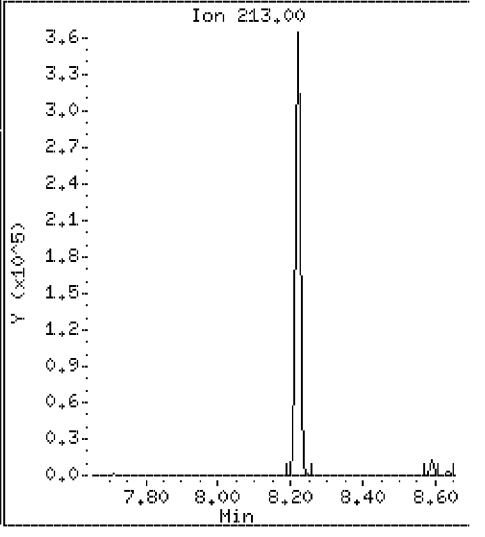

Data File: \\Svecd04\DD\chem\smsd03.i\S3042312.b\AP9CAL5.D

Date : 23-APR-2012 17:53

Client ID: AP9CAL5

Instrument: smsd03.i

Sample Info: 45957

Purge Volume: 1000.0

Operator: PEL

Column phase: HPMS-5

Column diameter: 0.25

89 Diallate

Concentration: 62.4 ug/l

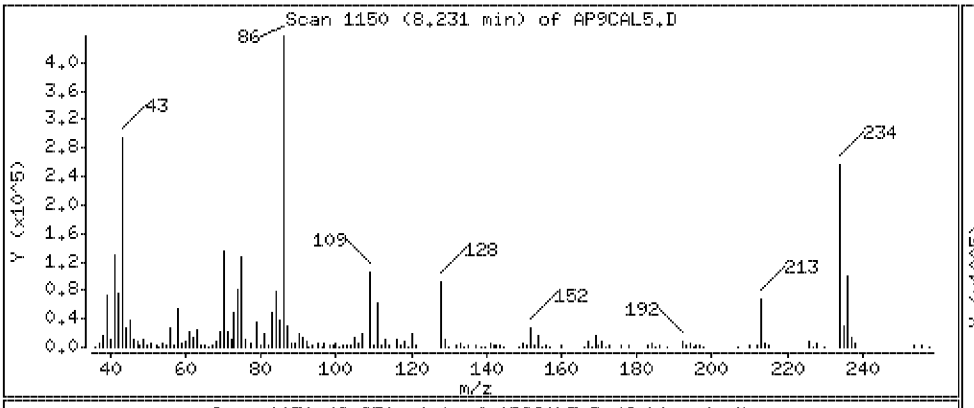

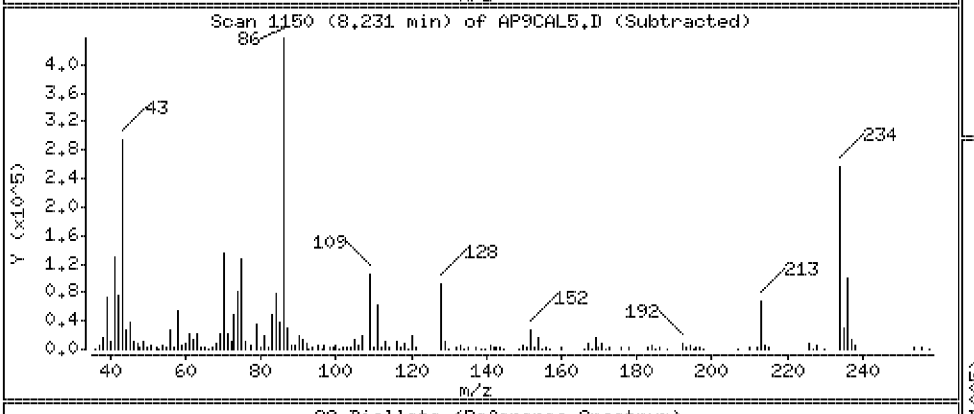

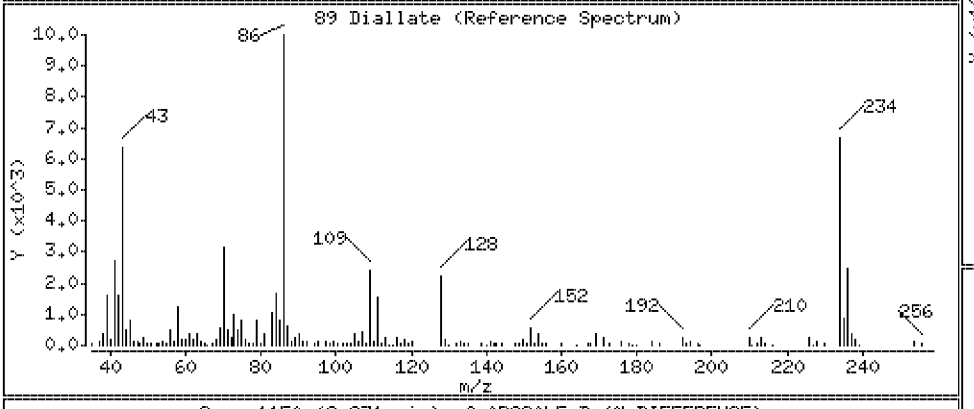

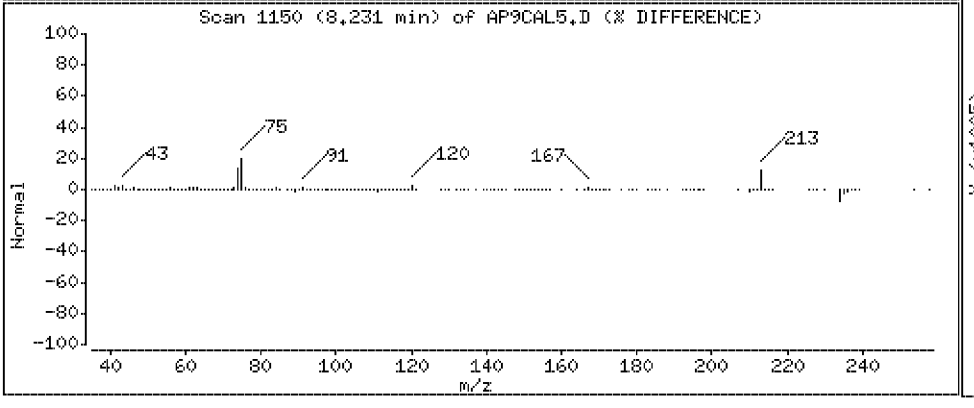

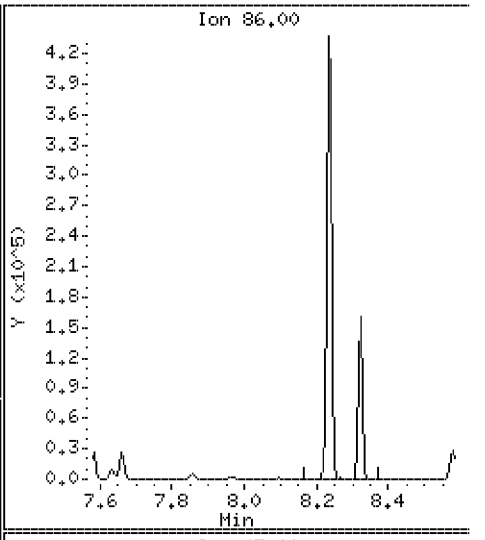

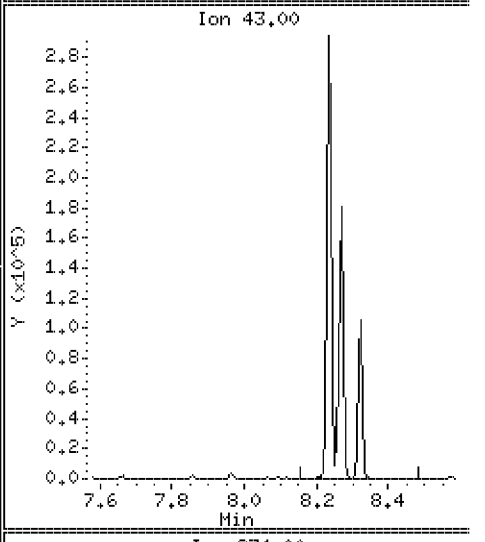

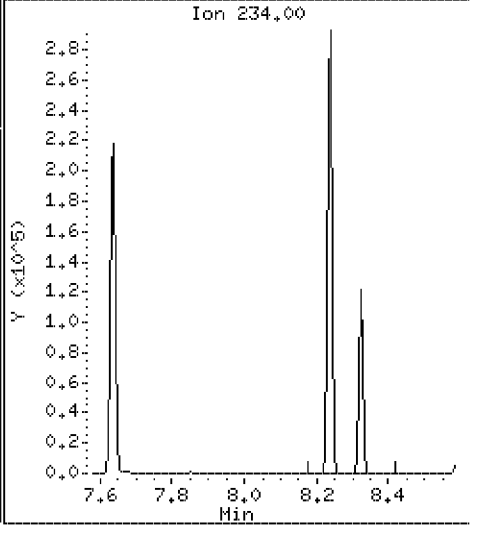

Data File: \\Svecd04\DD\chem\smsd03.i\S3042312.b\AP9CAL5.D

Date : 23-APR-2012 17:53

Client ID: AP9CAL5 Instrument: smsd03.i

Sample Info: 45957

Purge Volume: 1000.0 Operator: PEL

Column phase: HPMS-5 Column diameter: 0.25

92 Phenacetin Concentration: 60.0 ug/l

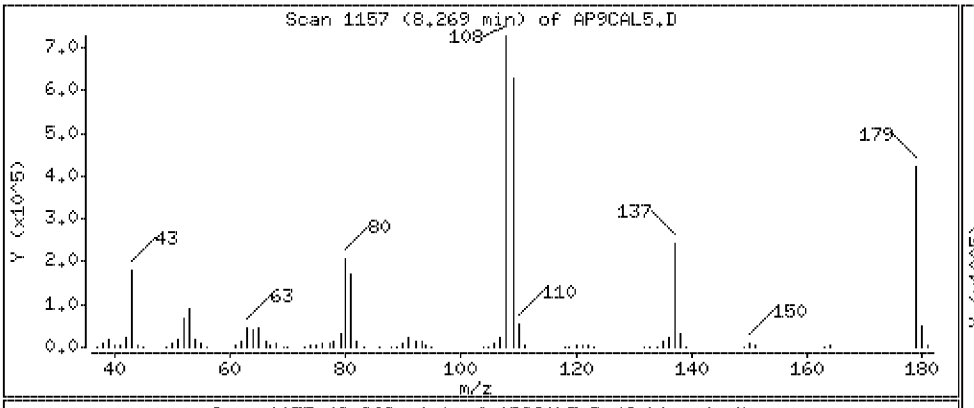

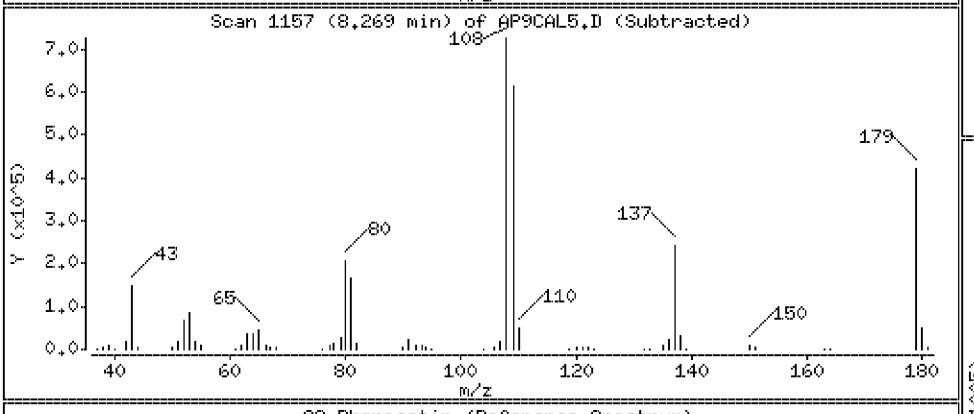

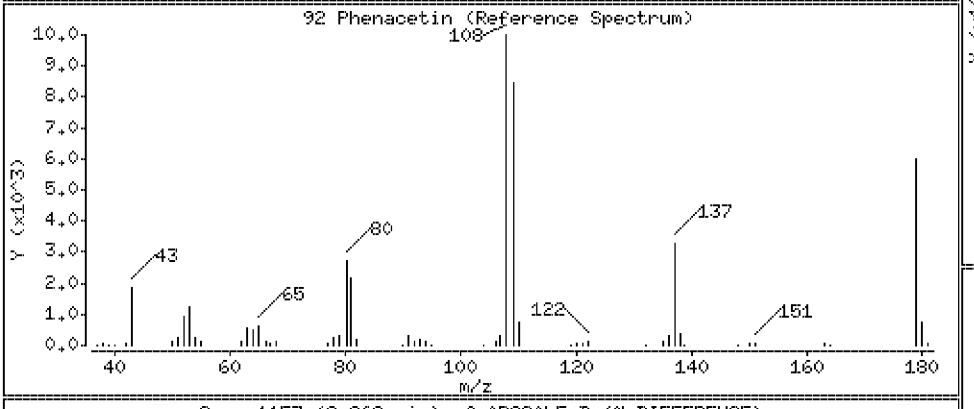

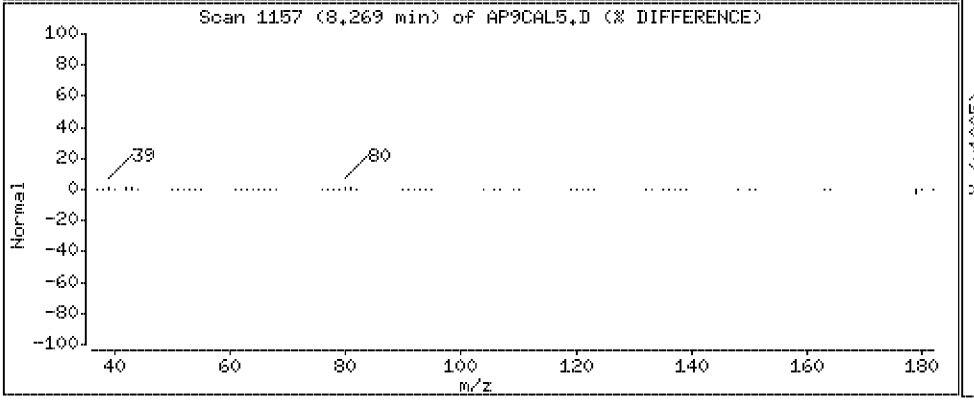

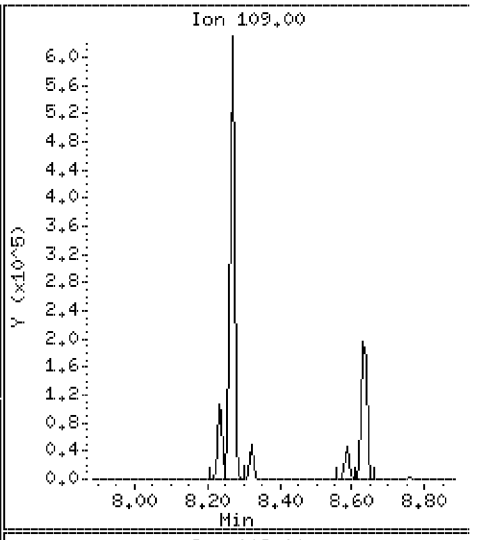

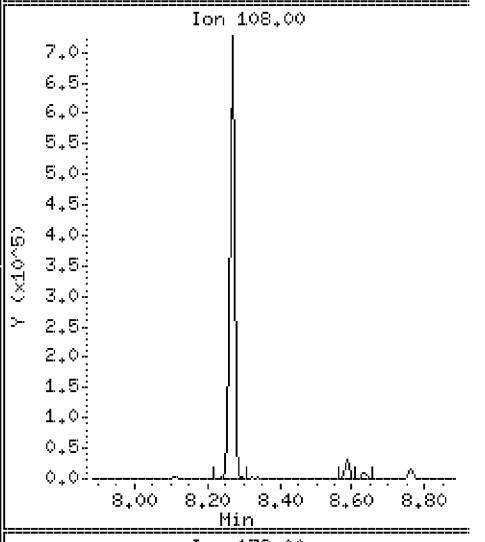

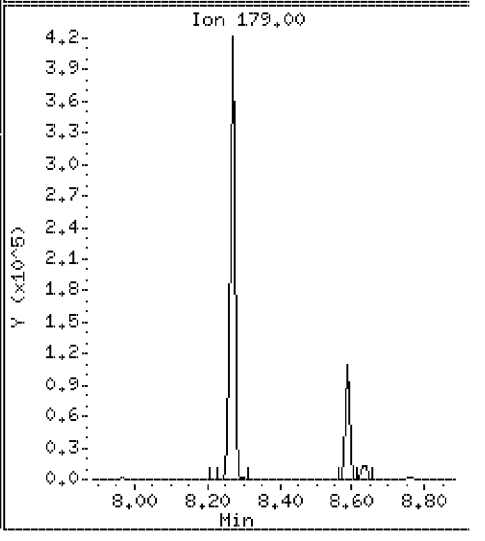

Data File: \\Svecd04\DD\chem\smsd03.i\S3042312.b\AP9CAL5.D

Date : 23-APR-2012 17:53

Client ID: AP9CAL5 | Instrument: smsd03.i

Sample Info: 45957

Purge Volume: 1000.0 | Operator: PEL

Column phase: HPMS-5 | Column diameter: 0.25

91 p-Phenylenediamine | Concentration: 64.4 ug/l

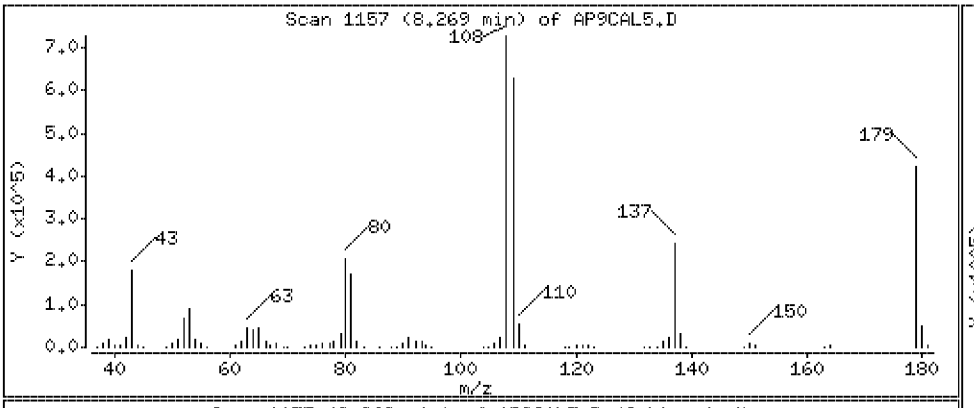

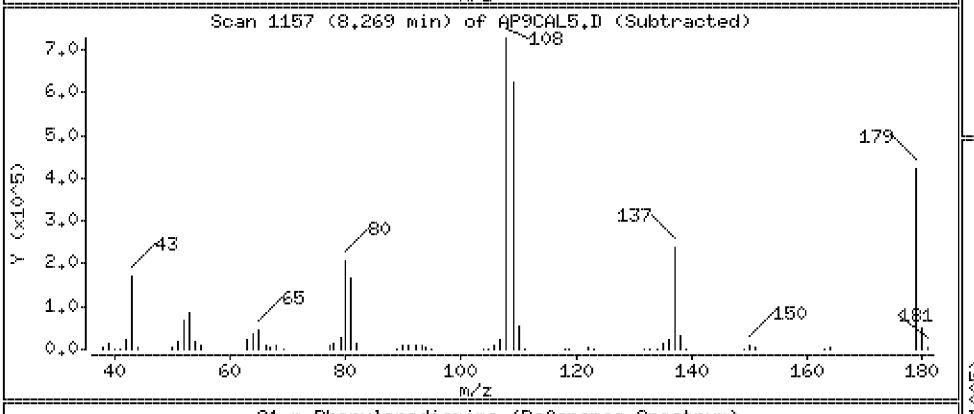

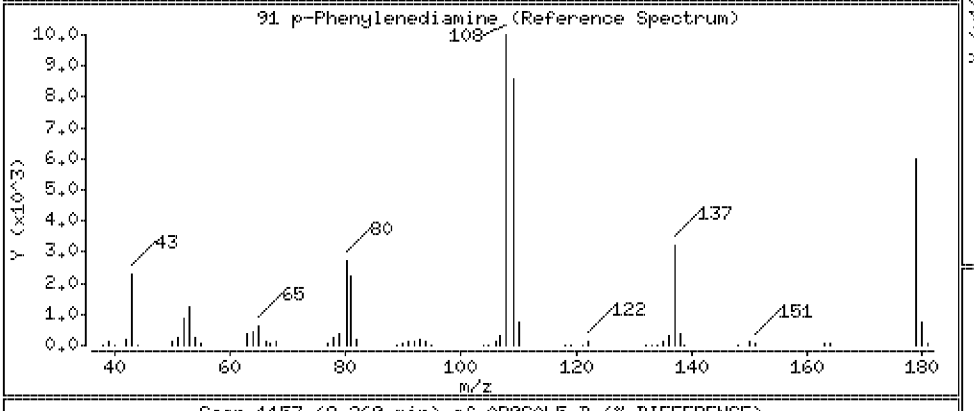

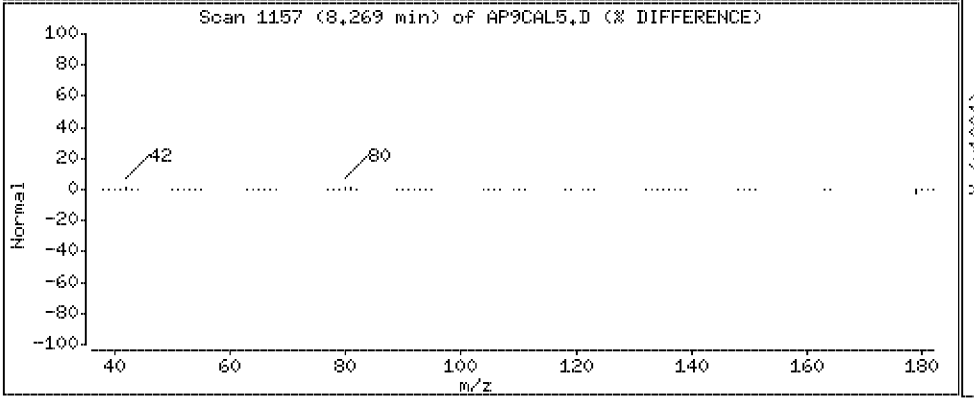

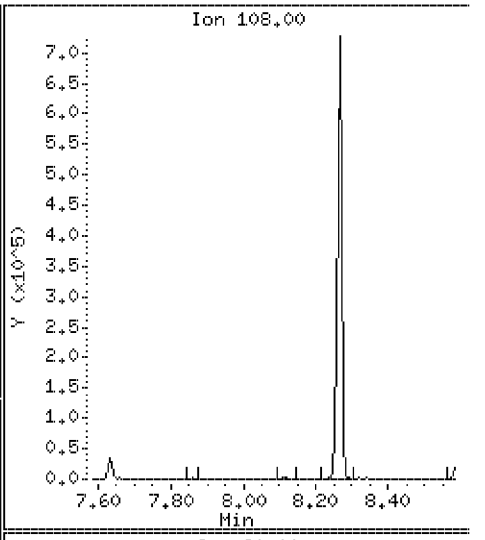

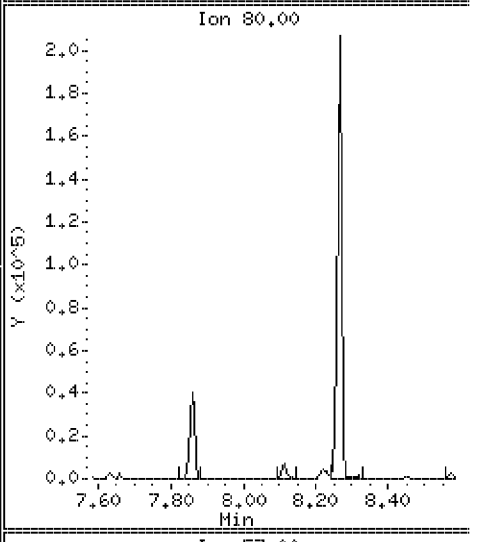

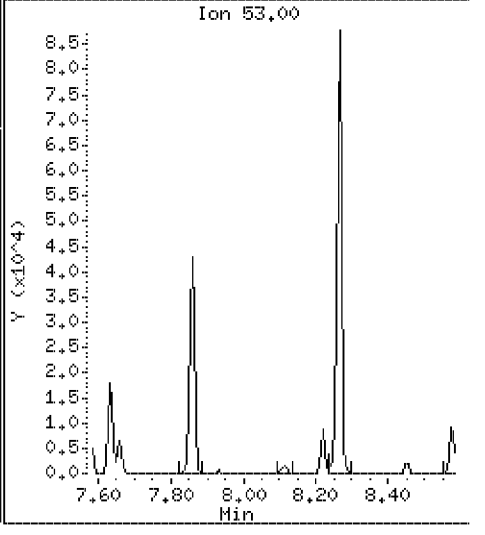

Data File: \\Svecd04\DD\chem\smsd03.i\S3042312.b\AP9CAL5.D

Date : 23-APR-2012 17:53

Client ID: AP9CAL5 Instrument: smsd03.i

Sample Info: 45957

Purge Volume: 1000.0 Operator: PEL

Column phase: HPMS-5 Column diameter: 0.25

97 Pentachloronitrobenzene Concentration: 63.9 ug/l

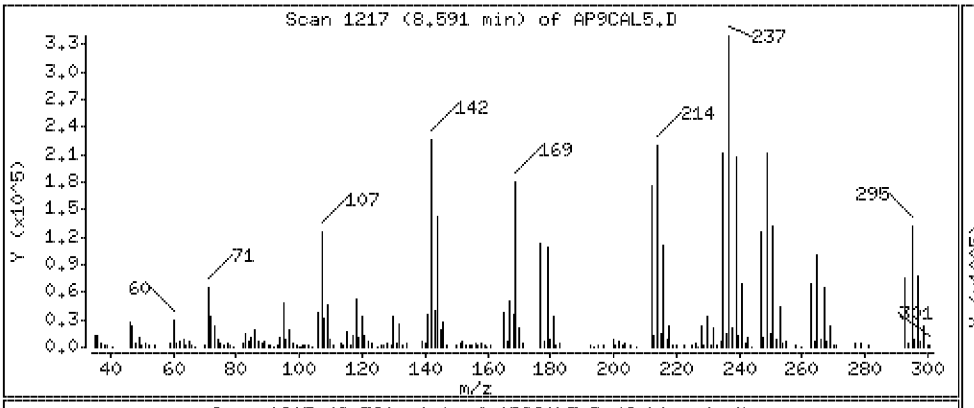

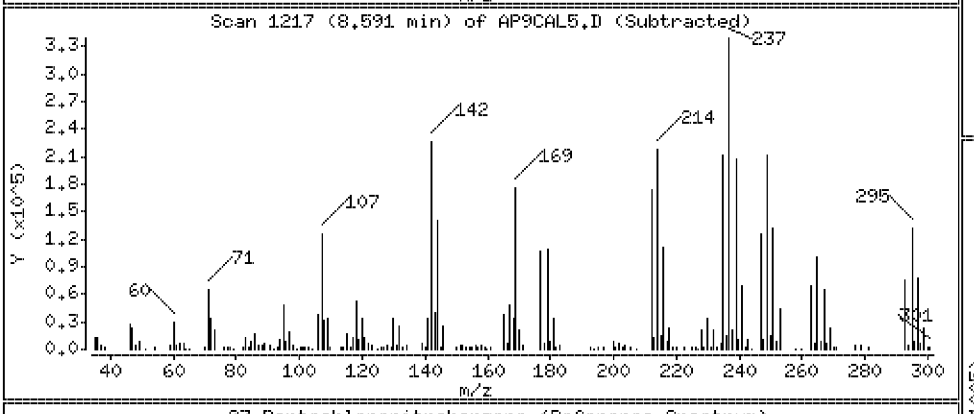

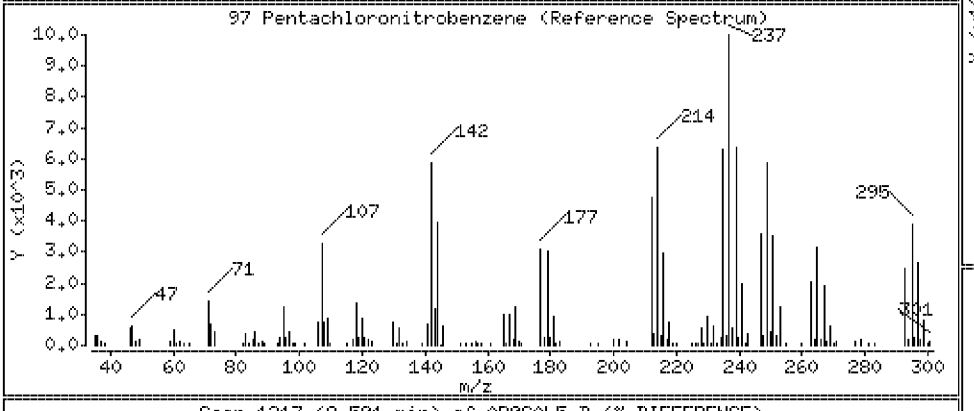

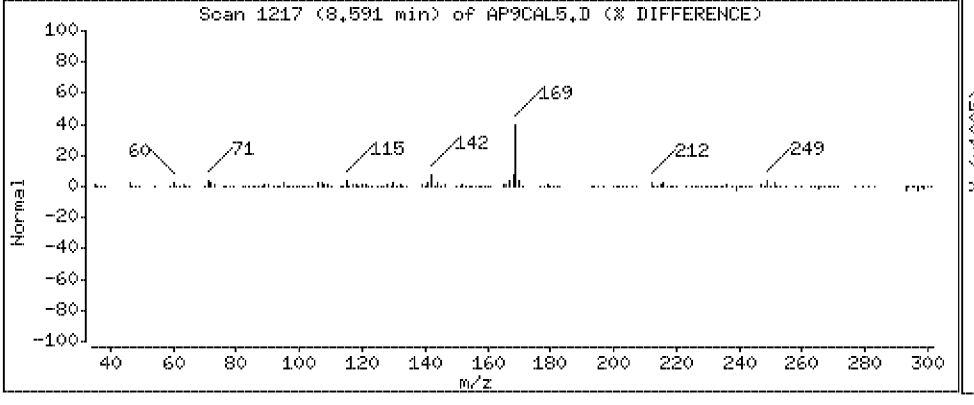

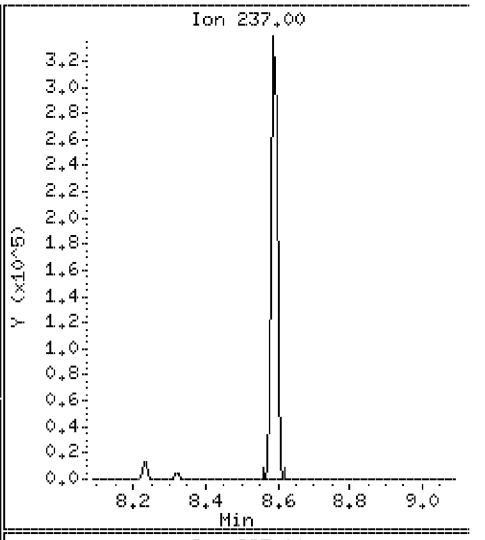

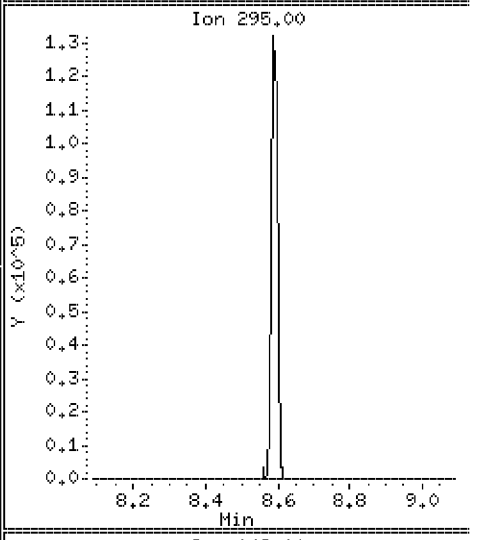

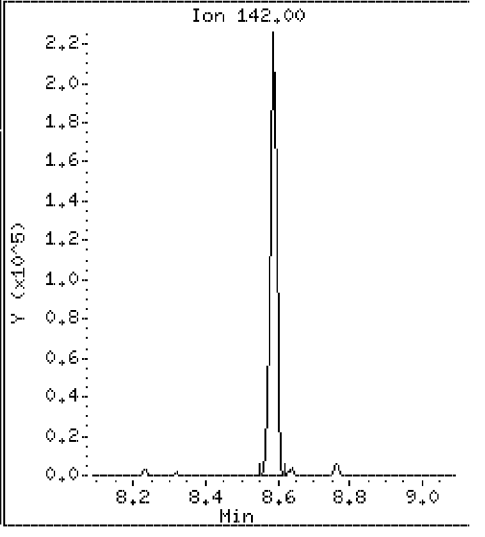

Data File: \\Svecd04\DD\chem\smsd03.i\S3042312.b\AP9CAL5.D

Date : 23-APR-2012 17:53

Client ID: AP9CAL5 | Instrument: smsd03.i

Sample Info: 45957

Purge Volume: 1000.0 | Operator: PEL

Column phase: HPMS-5 | Column diameter: 0.25

98 4-Aminobiphenyl | Concentration: 61.9 ug/l

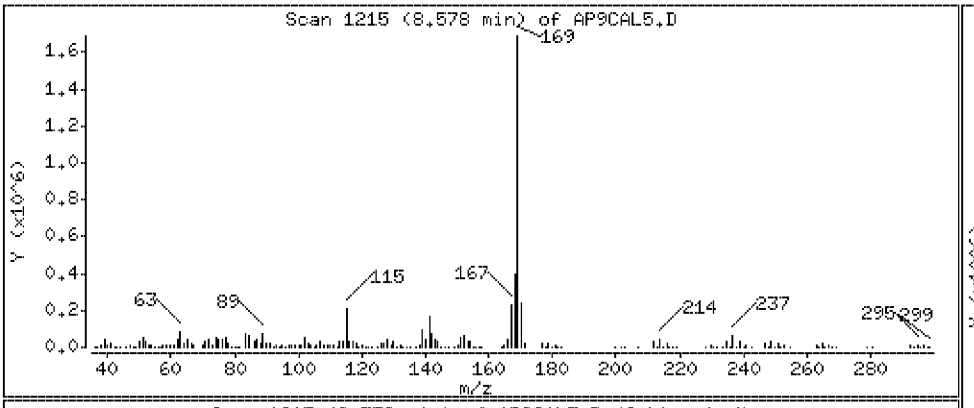

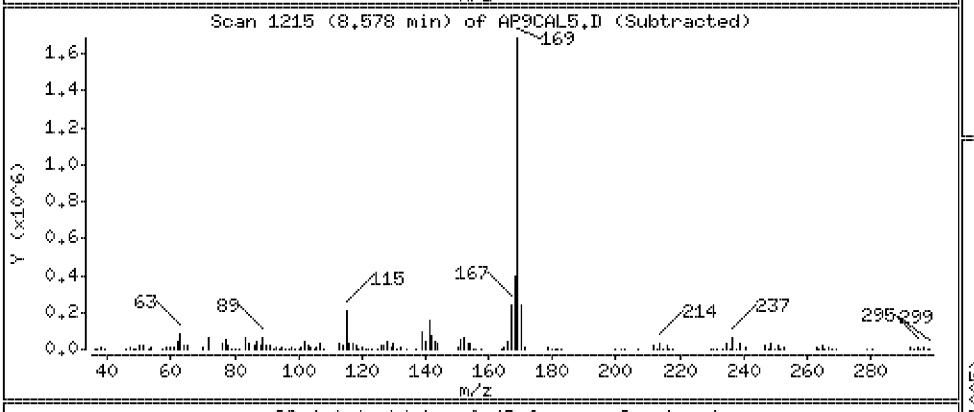

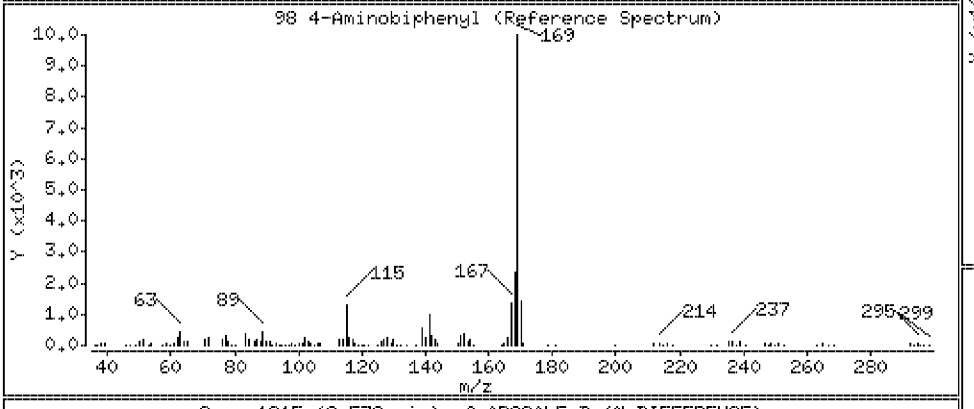

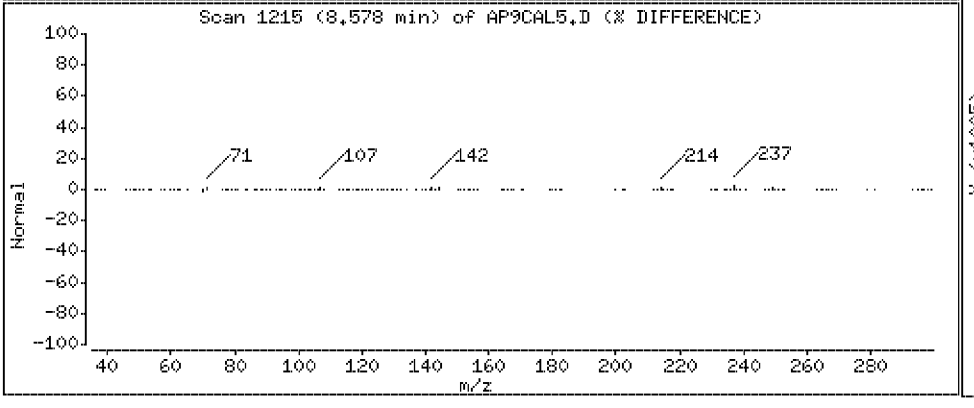

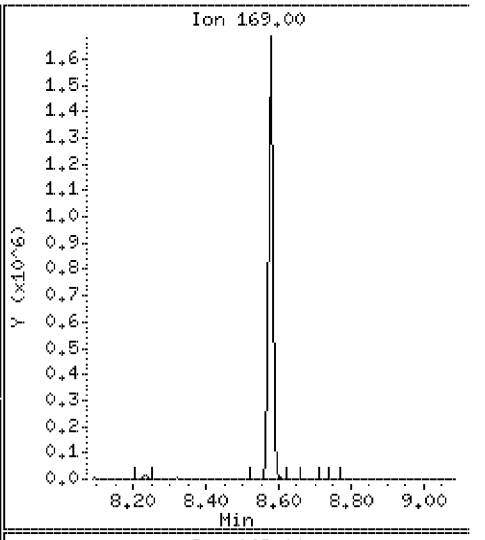

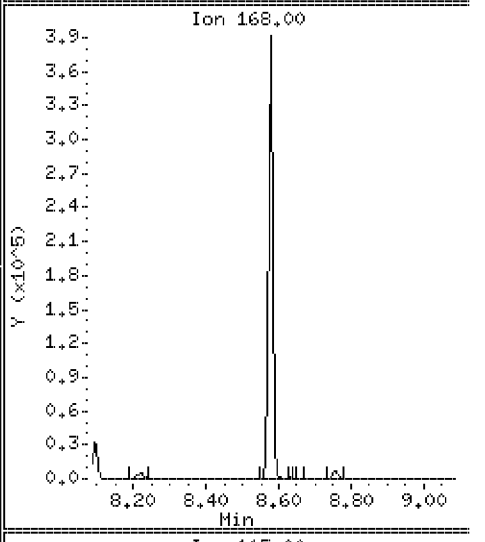

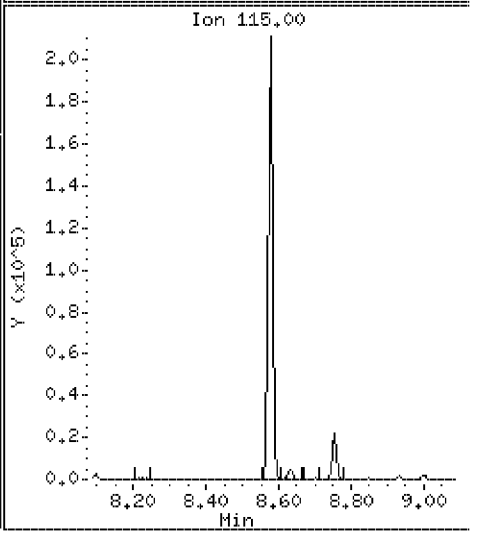

Data File: \\Svecd04\DD\chem\smsd03.i\S3042312.b\AP9CAL5.D

Date : 23-APR-2012 17:53

Client ID: AP9CAL5 | Instrument: smsd03.i

Sample Info: 45957

Purge Volume: 1000.0 | Operator: PEL

Column phase: HPMS-5 | Column diameter: 0.25

99 Pronamide | Concentration: 63.1 ug/l

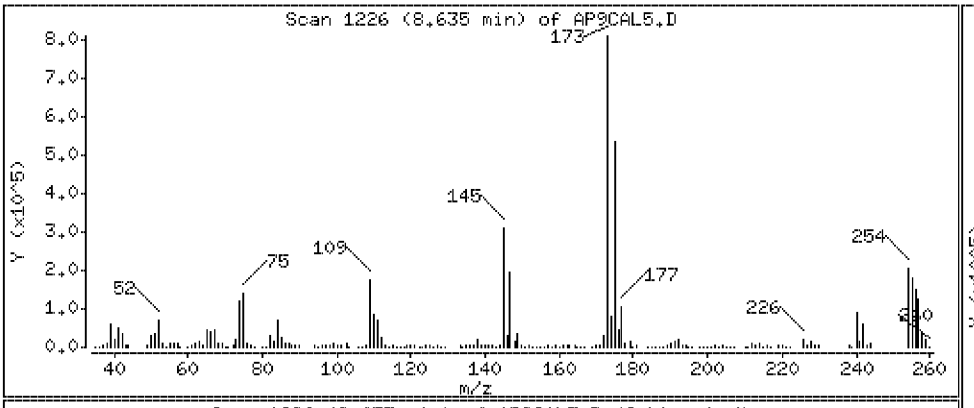

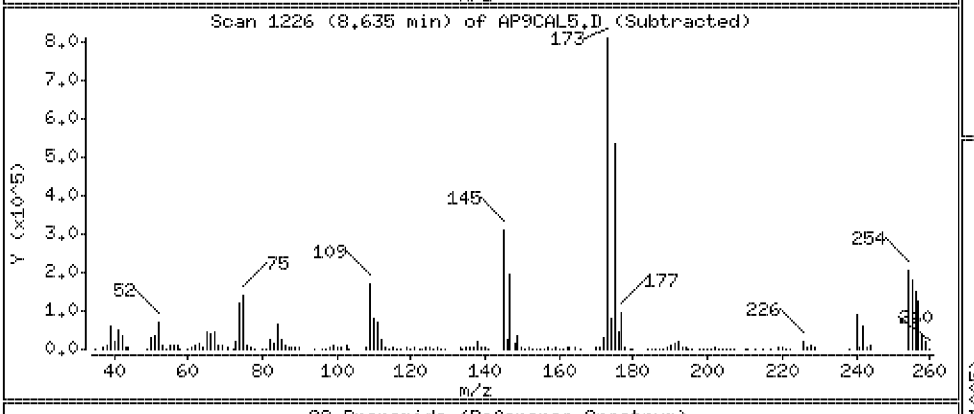

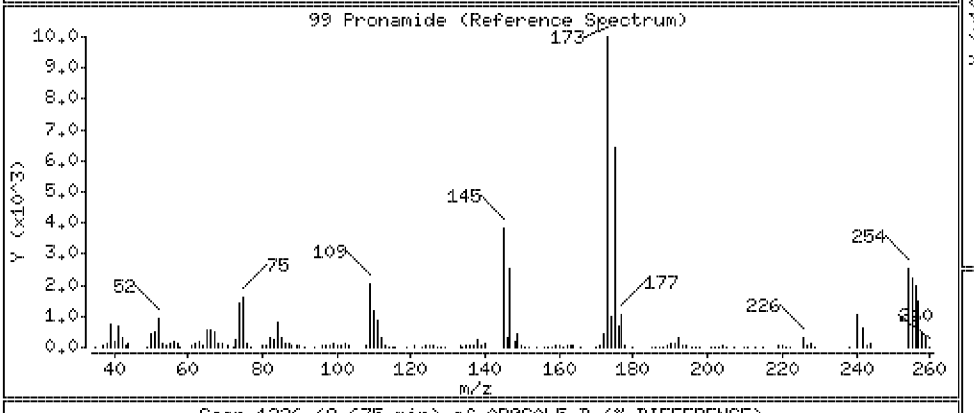

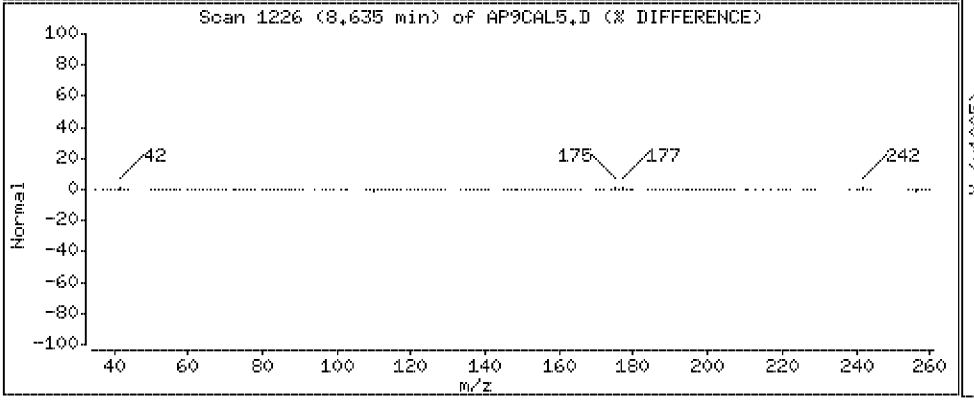

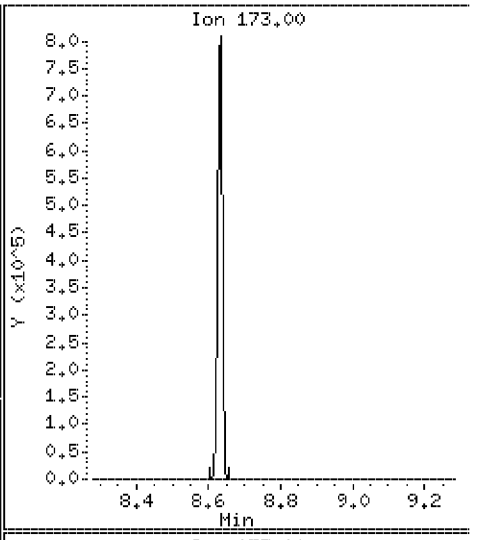

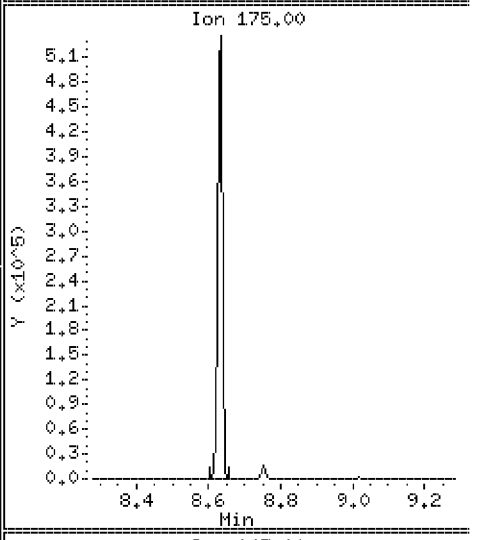

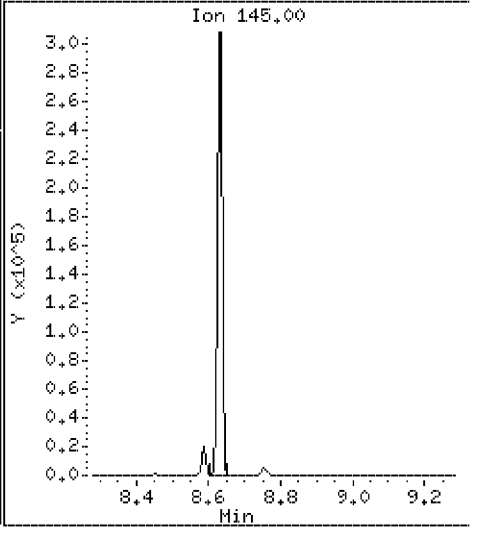

Data File: \\Svecd04\DD\chem\smsd03.i\S3042312.b\AP9CAL5.D

Date : 23-APR-2012 17:53

Client ID: AP9CAL5 Instrument: smsd03.i

Sample Info: 45957

Purge Volume: 1000.0 Operator: PEL

Column phase: HPMS-5 Column diameter: 0.25

102 Dinoseb Concentration: 59.8 ug/l

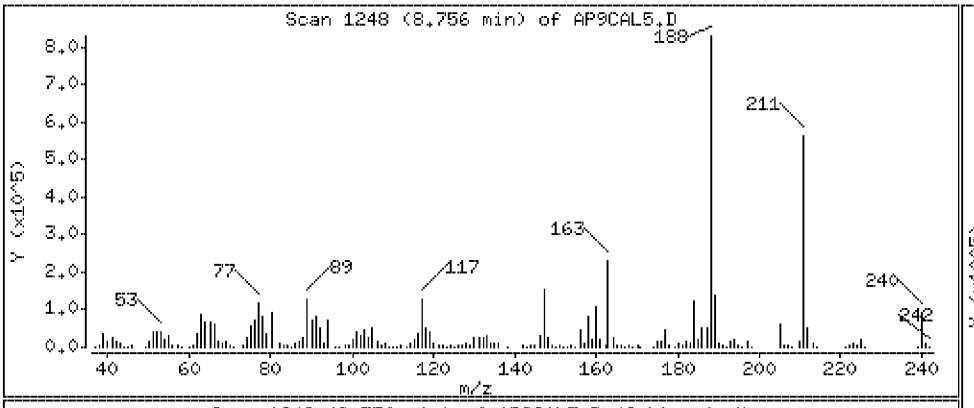

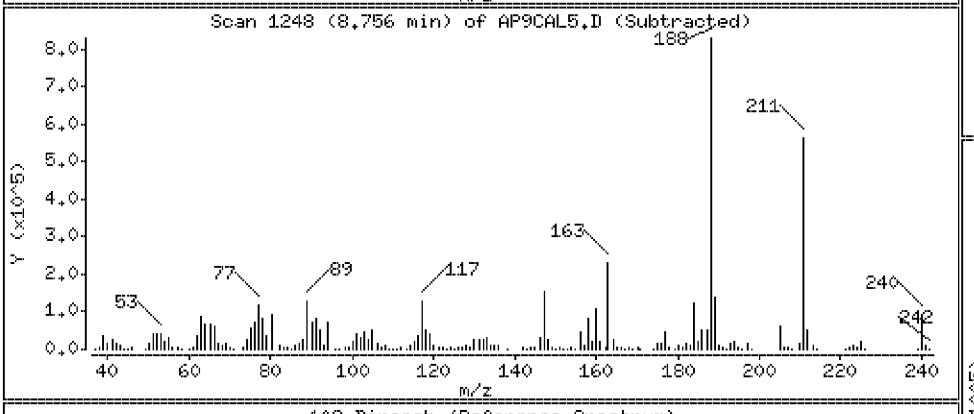

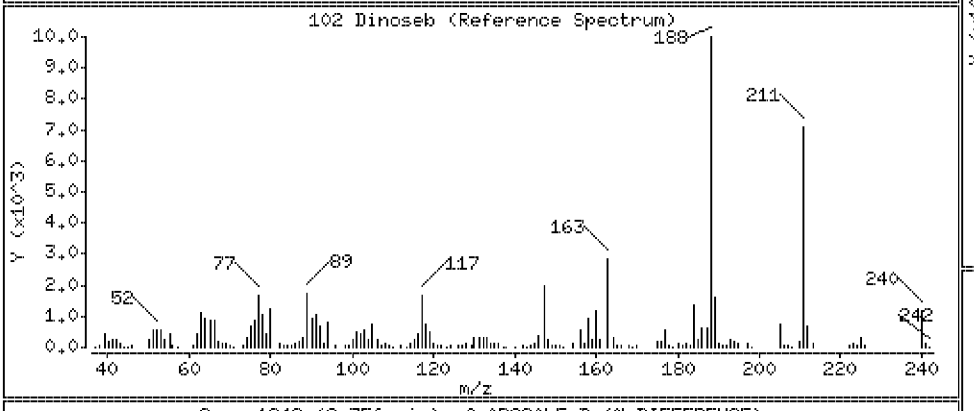

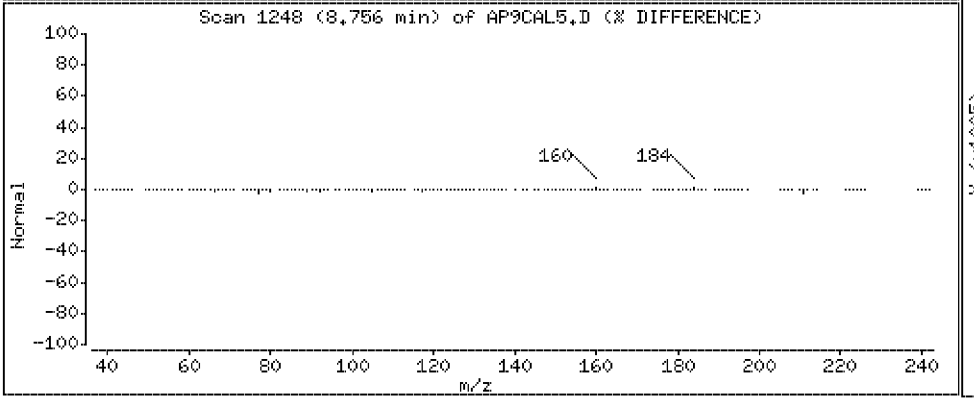

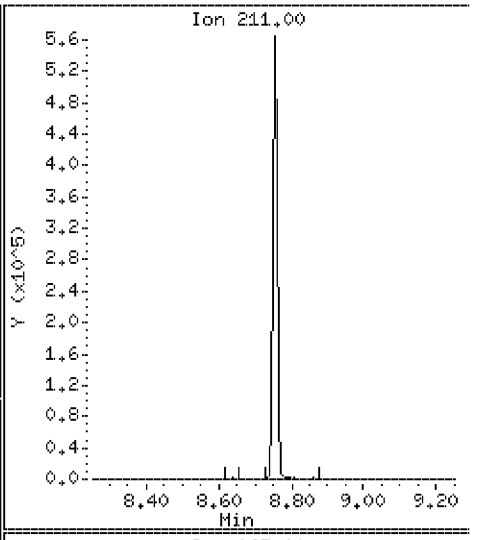

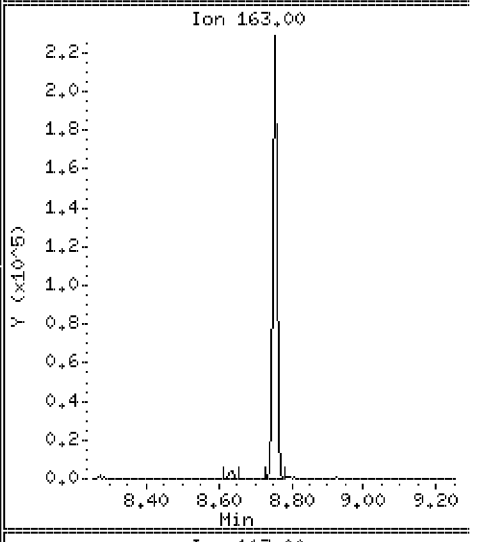

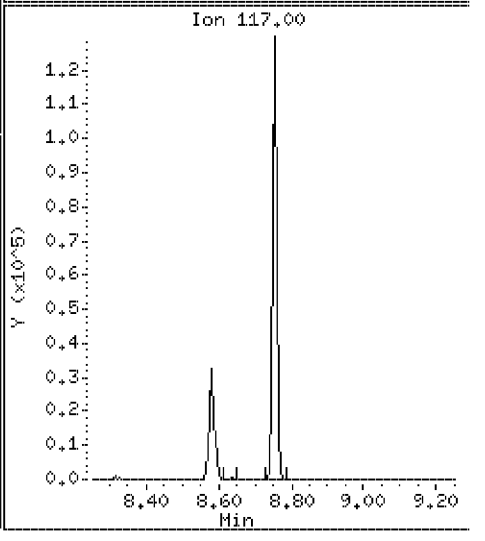

Data File: \\Svecd04\DD\chem\smsd03.i\S3042312.b\AP9CAL5.D

Date : 23-APR-2012 17:53

Client ID: AP9CAL5 Instrument: smsd03.i

Sample Info: 45957

Purge Volume: 1000.0 Operator: PEL

Column phase: HPMS-5 Column diameter: 0.25

106 4-Nitroquinoline-1-oxide Concentration: 58.1 ug/l

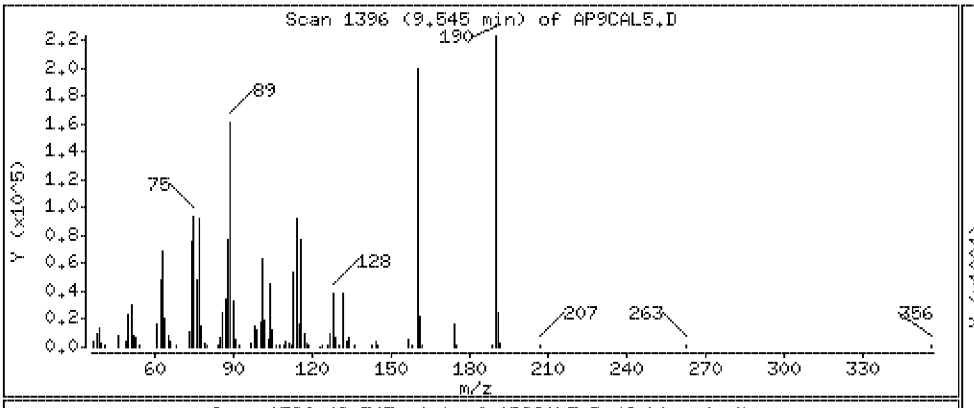

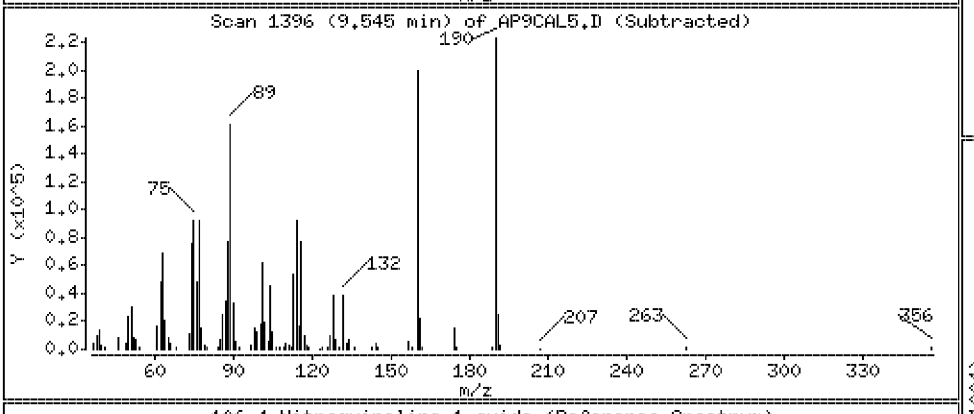

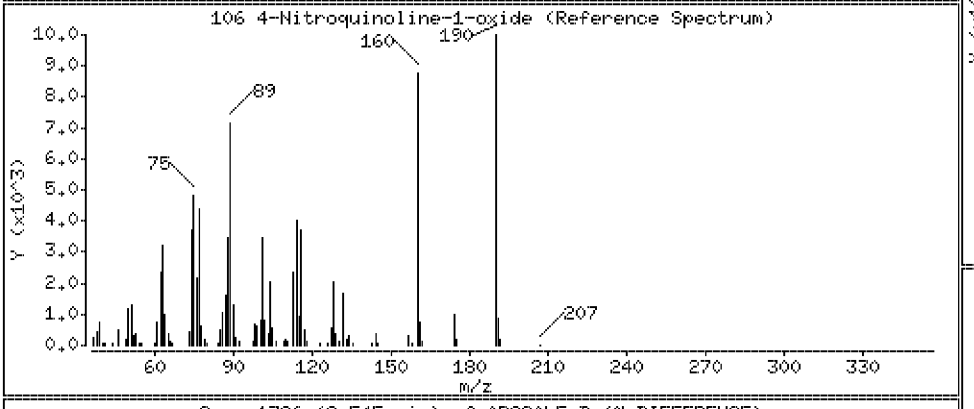

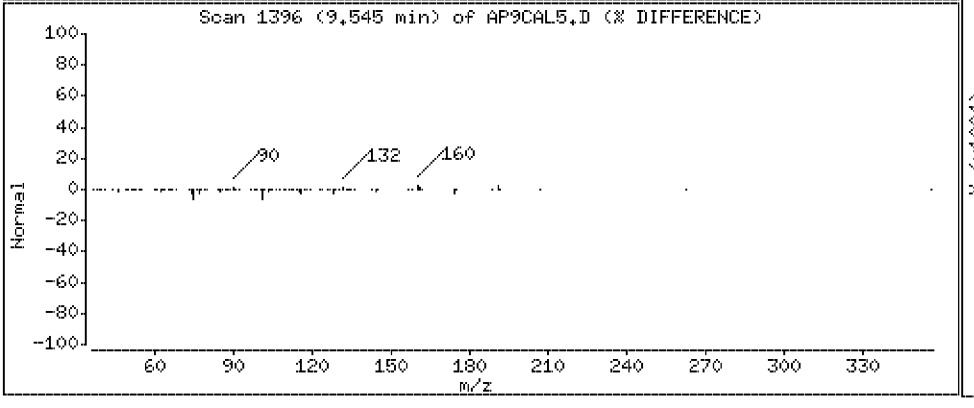

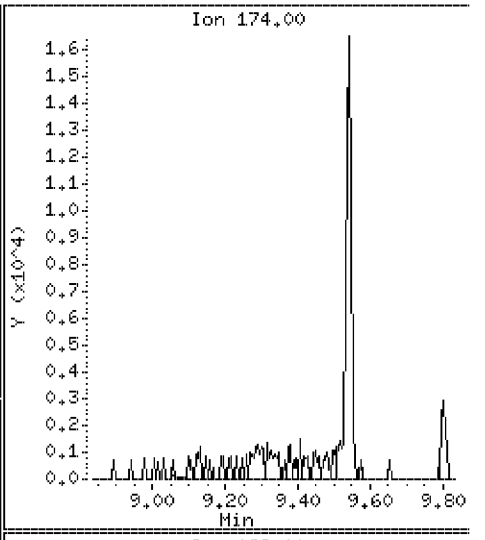

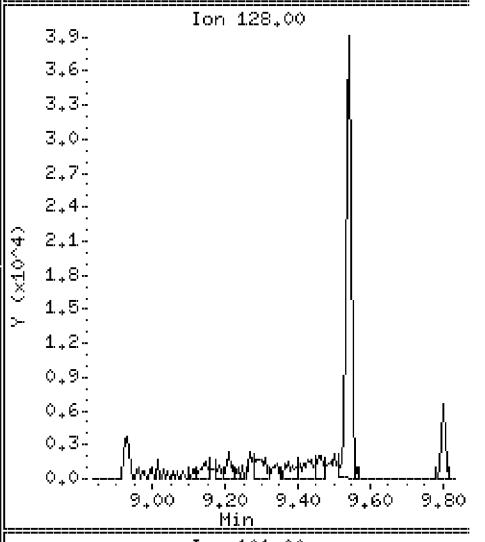

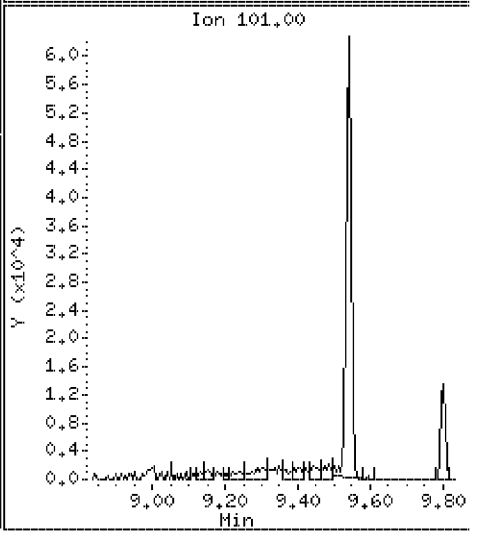

Data File: \\Svecd04\DD\chem\smsd03.i\S3042312.b\AP9CAL5.D

Date : 23-APR-2012 17:53

Client ID: AP9CAL5 Instrument: smsd03.i

Sample Info: 45957

Purge Volume: 1000.0 Operator: PEL

Column phase: HPMS-5 Column diameter: 0.25

107 Methapyrilene Concentration: 64.8 ug/l

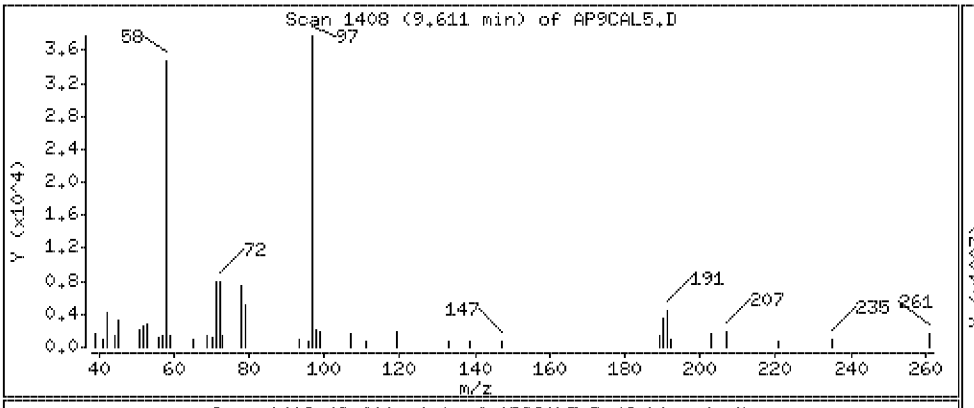

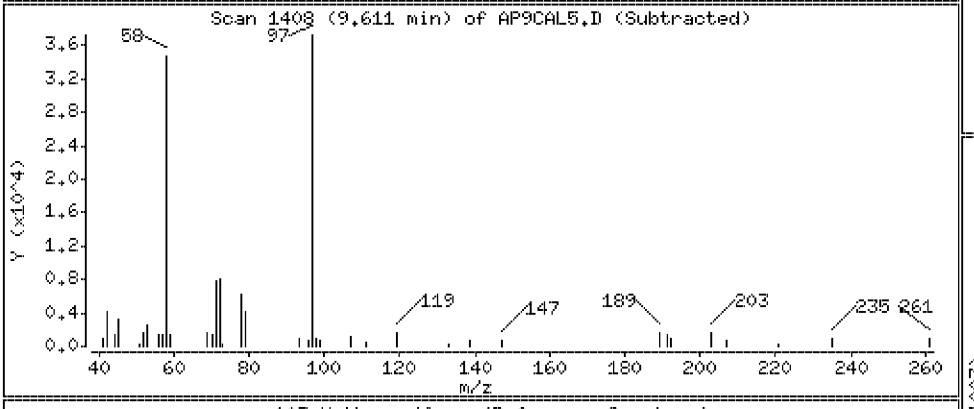

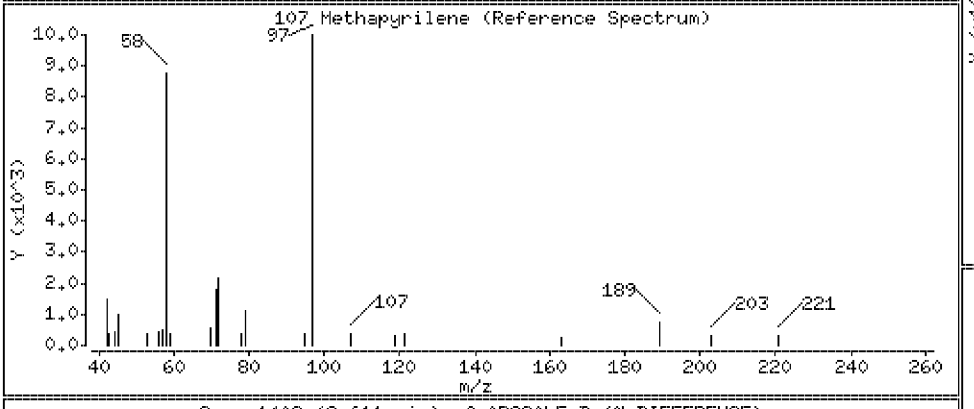

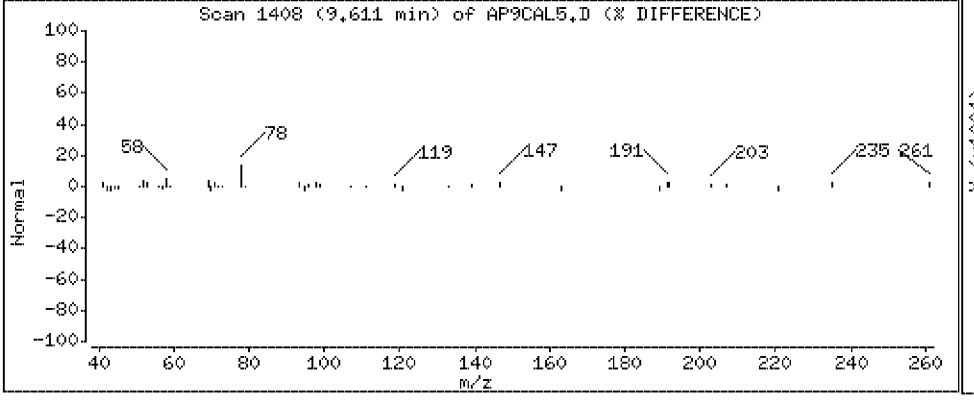

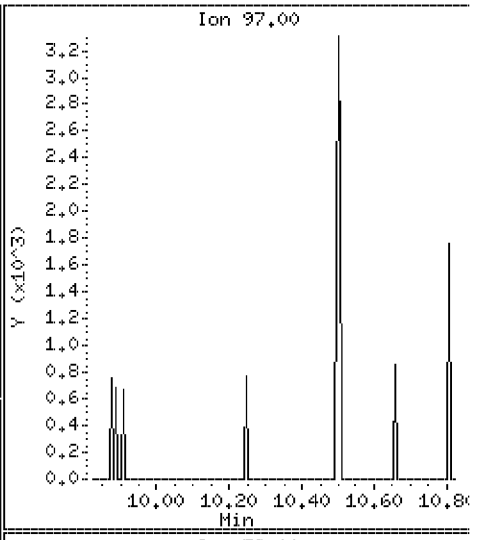

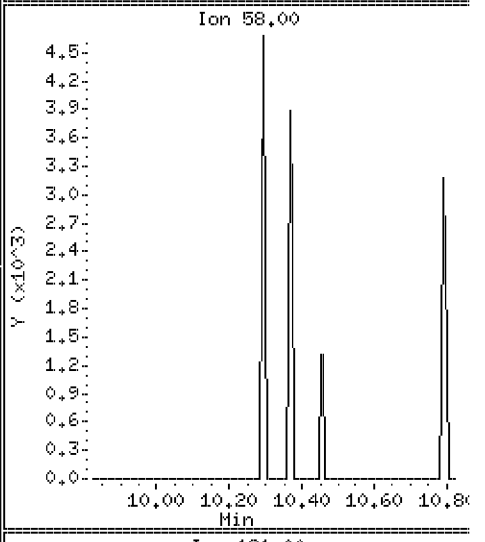

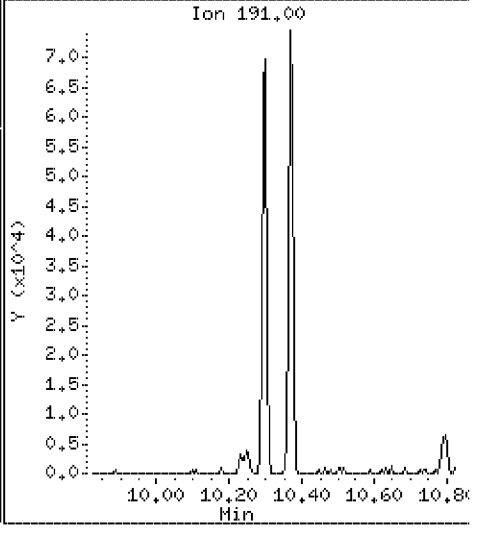

Data File: \\Svecd04\DD\chem\smsd03.i\S3042312.b\AP9CAL5.D

Date : 23-APR-2012 17:53

Client ID: AP9CAL5

Instrument: smsd03.i

Sample Info: 45957

Purge Volume: 1000.0

Operator: PEL

Column phase: HPMS-5

Column diameter: 0.25

108 Isodrin

Concentration: 60.8 ug/l

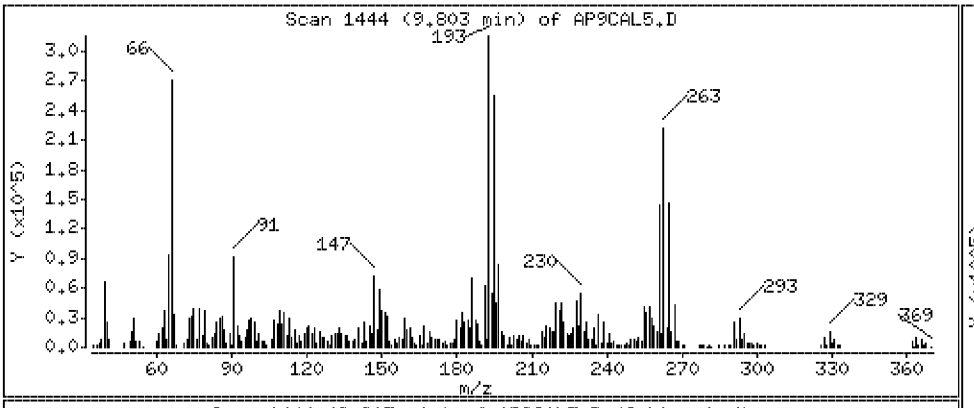

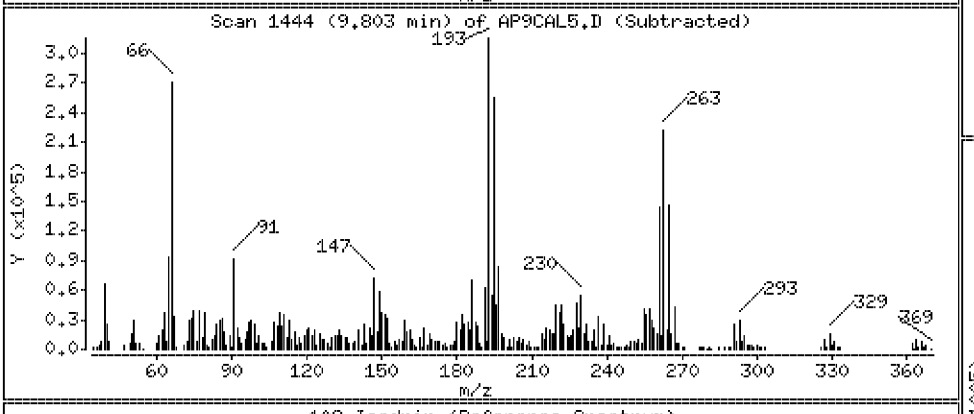

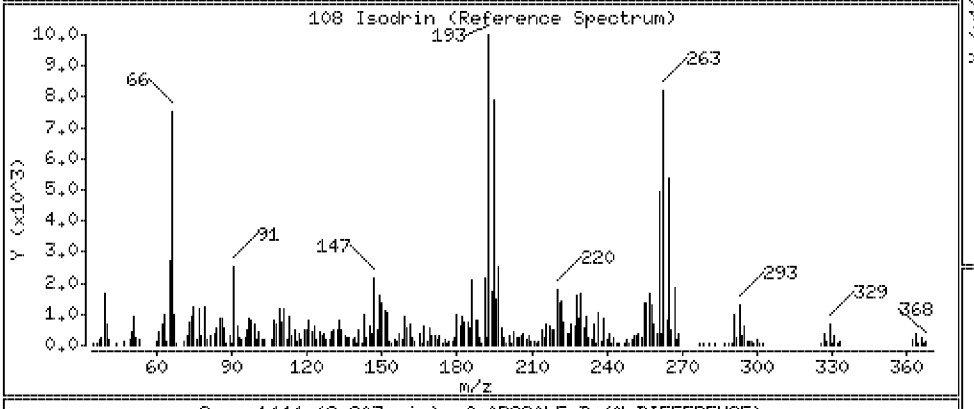

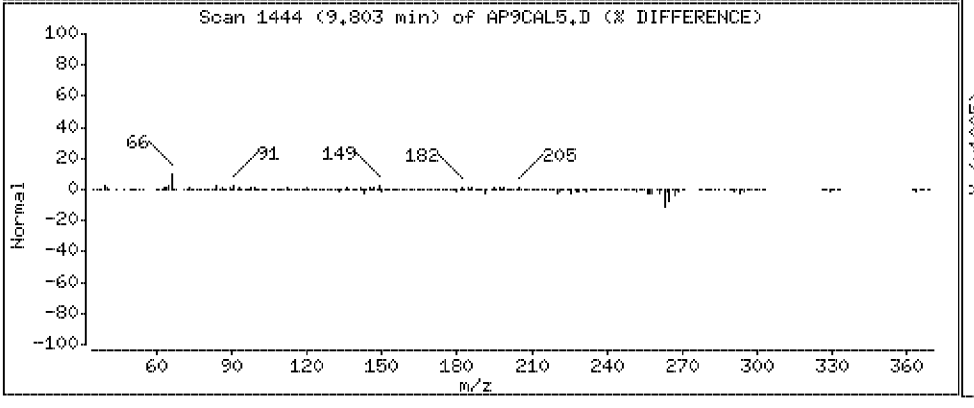

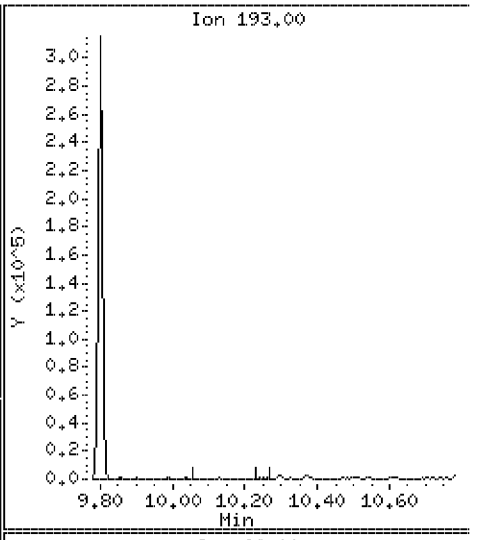

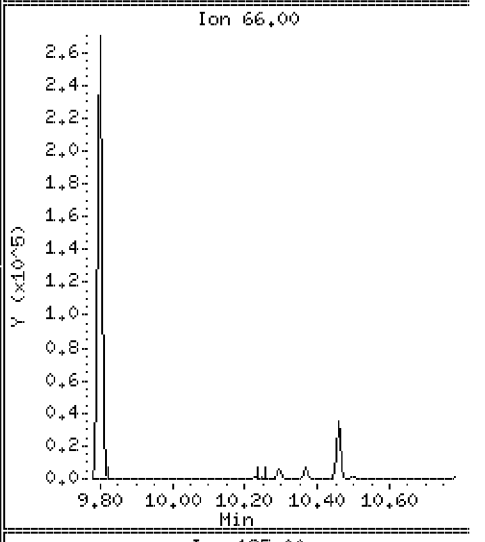

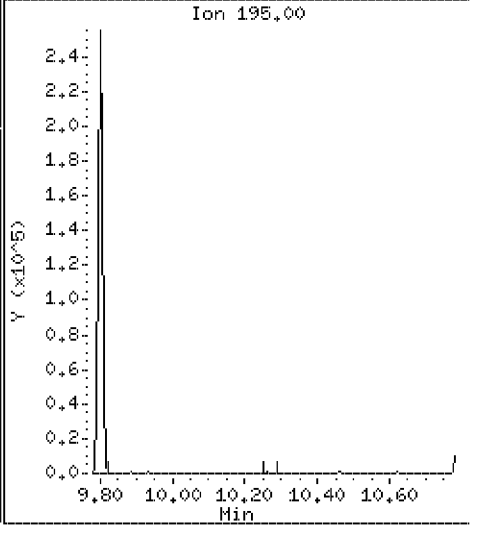

Data File: \\Svecd04\DD\chem\smsd03.i\S3042312.b\AP9CAL5.D

Date : 23-APR-2012 17:53

Client ID: AP9CAL5 Instrument: smsd03.i

Sample Info: 45957

Purge Volume: 1000.0 Operator: PEL

Column phase: HPMS-5 Column diameter: 0.25

113 Aramite Concentration: 62.1 ug/l

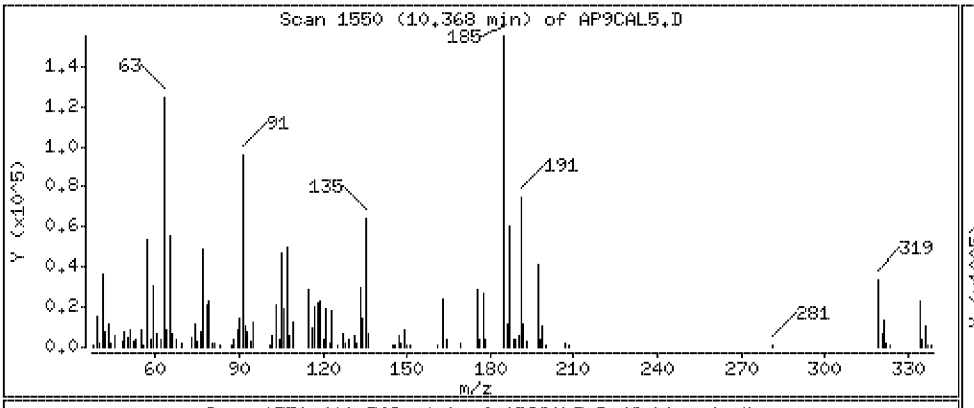

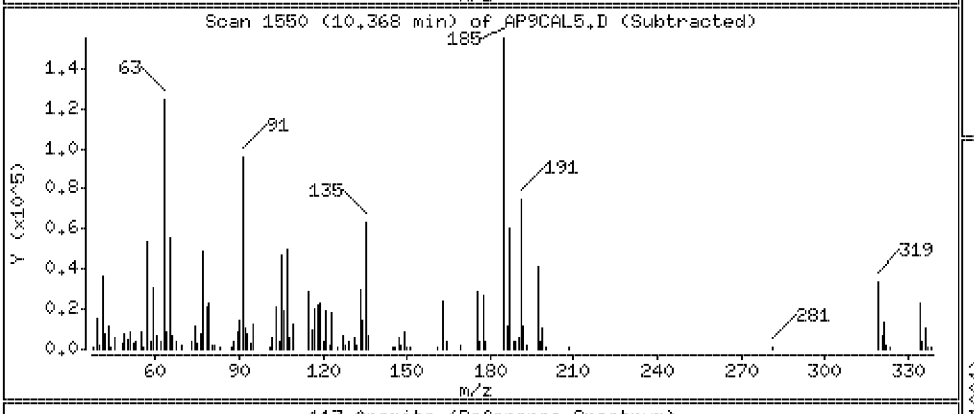

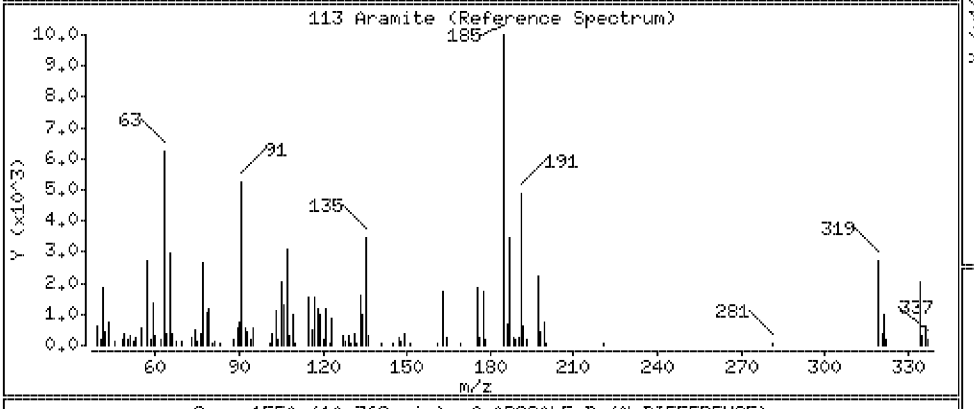

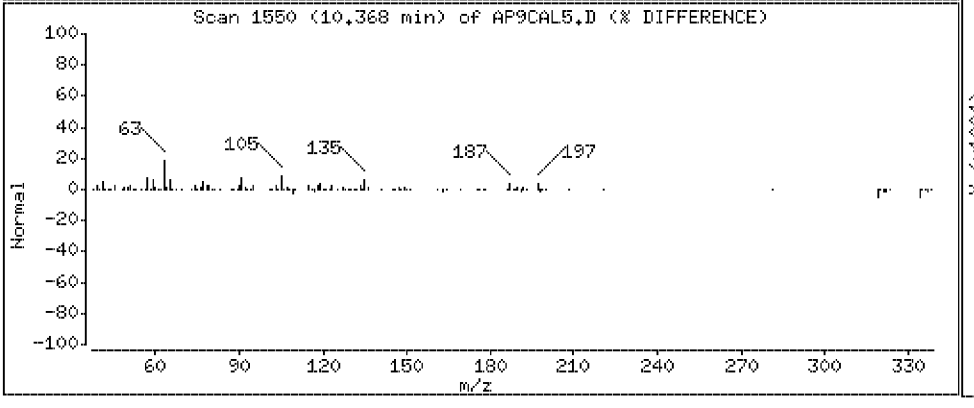

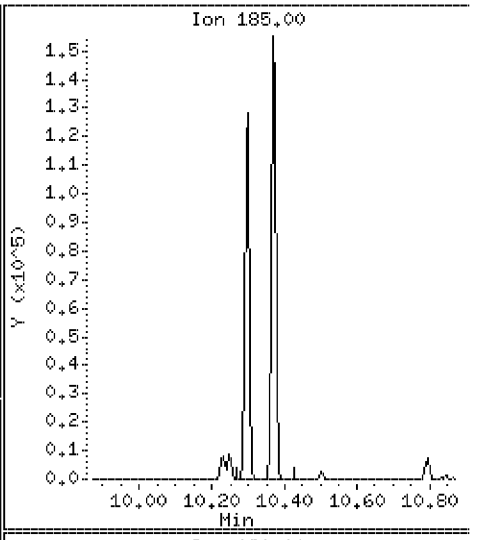

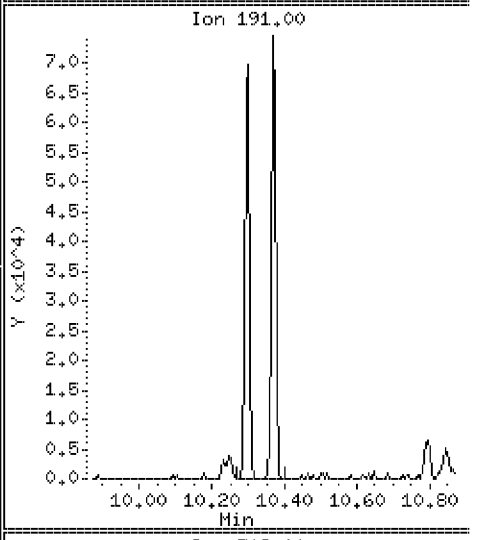

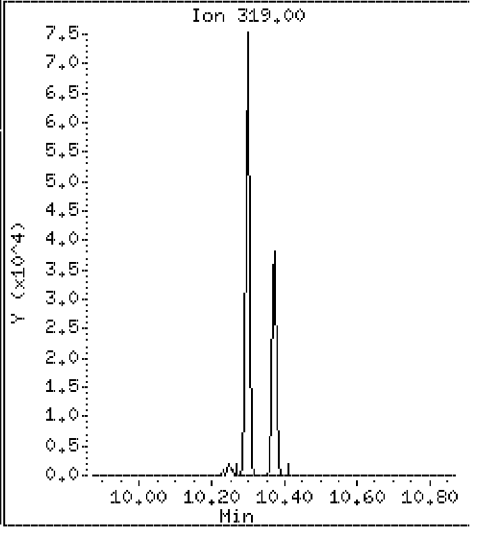

Data File: \\Svecd04\DD\chem\smsd03.i\S3042312.b\AP9CAL5.D

Date : 23-APR-2012 17:53

Client ID: AP9CAL5

Instrument: smsd03.i

Sample Info: 45957

Purge Volume: 1000.0

Operator: PEL

Column phase: HPMS-5

Column diameter: 0.25

114 p-Dimethylamino azobenzene

Concentration: 63.2 ug/l

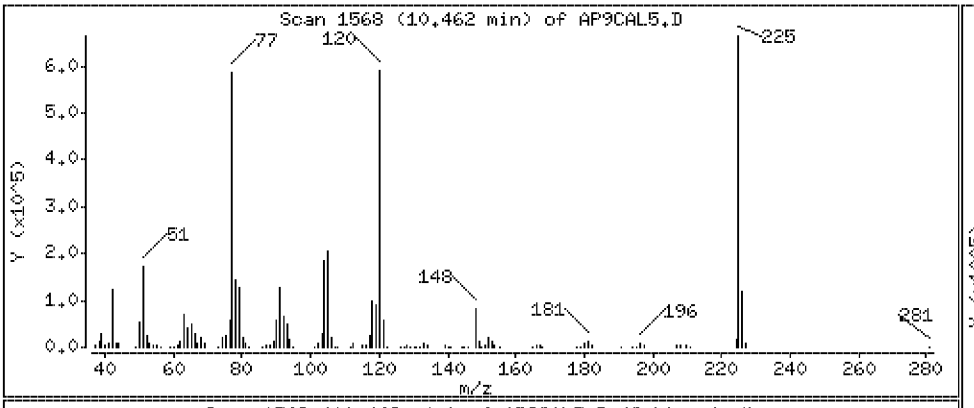

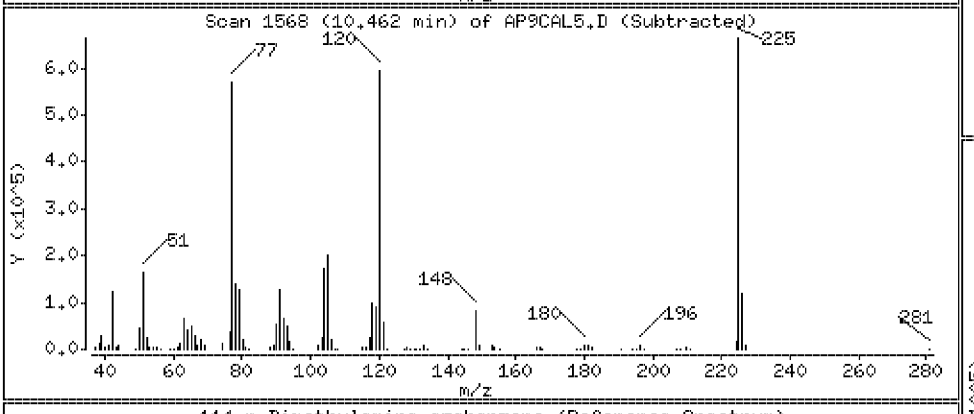

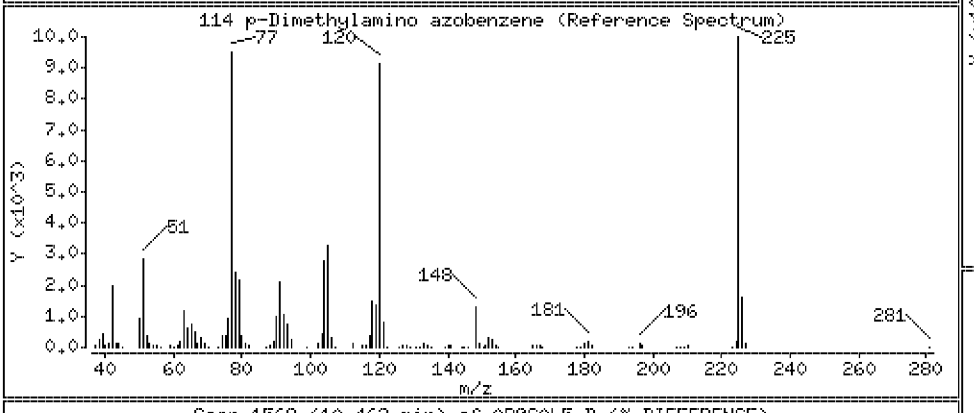

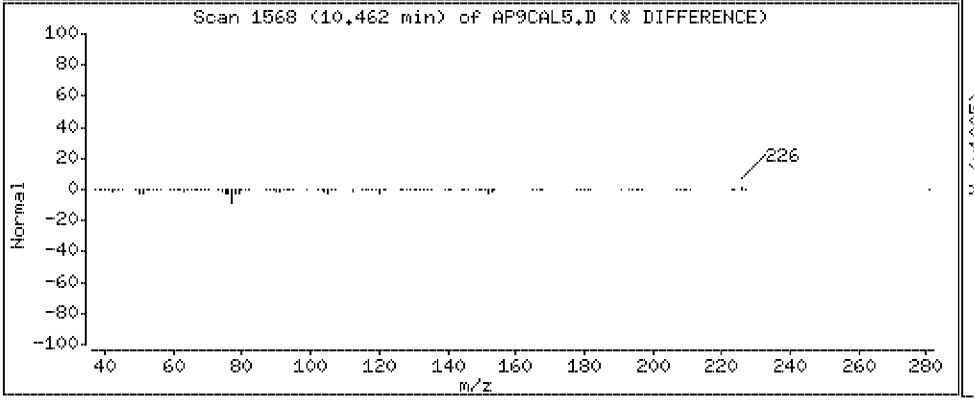

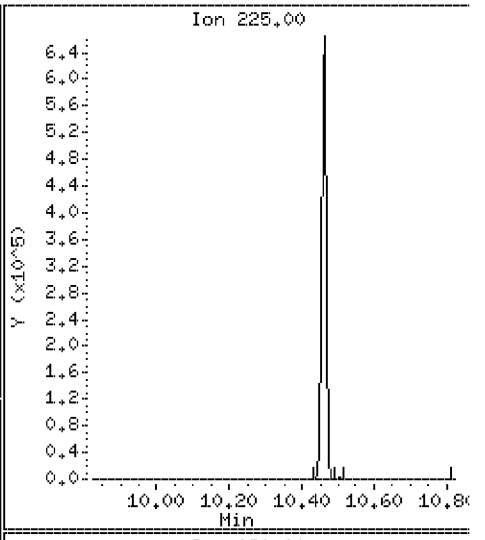

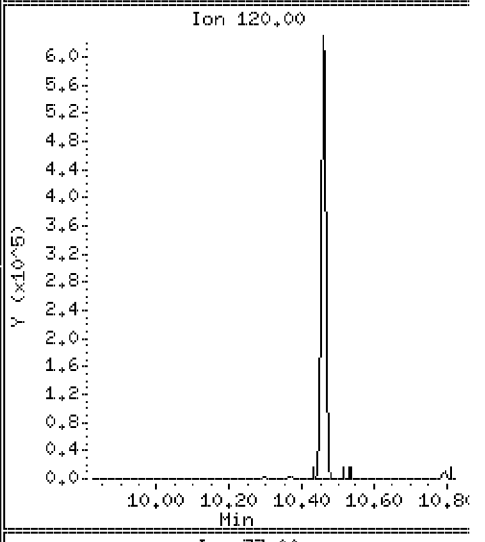

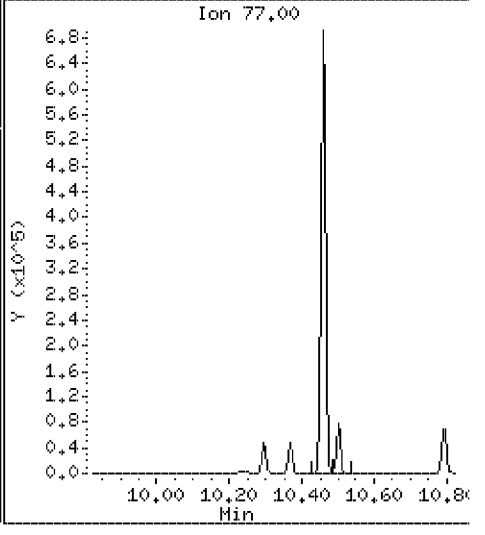

Data File: \\Svecd04\DD\chem\smsd03.i\S3042312.b\AP9CAL5.D

Date : 23-APR-2012 17:53

Client ID: AP9CAL5 Instrument: smsd03.i

Sample Info: 45957

Purge Volume: 1000.0 Operator: PEL

Column phase: HPMS-5 Column diameter: 0.25

115 Chlorobenzilate Concentration: 63.4 ug/l

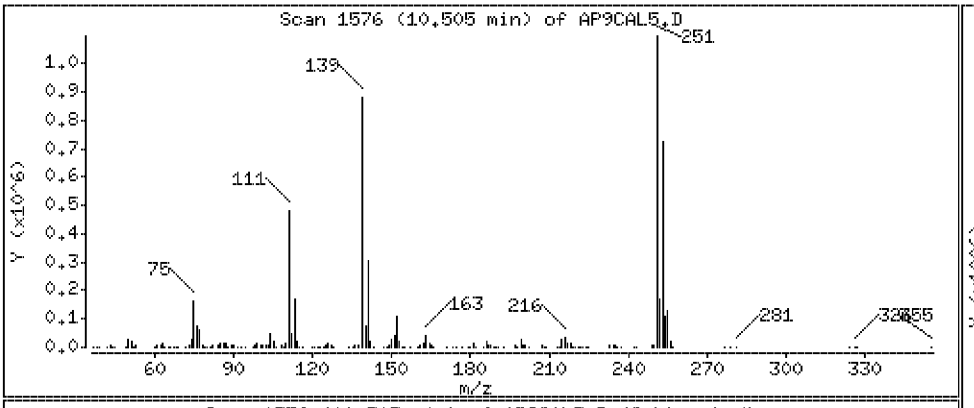

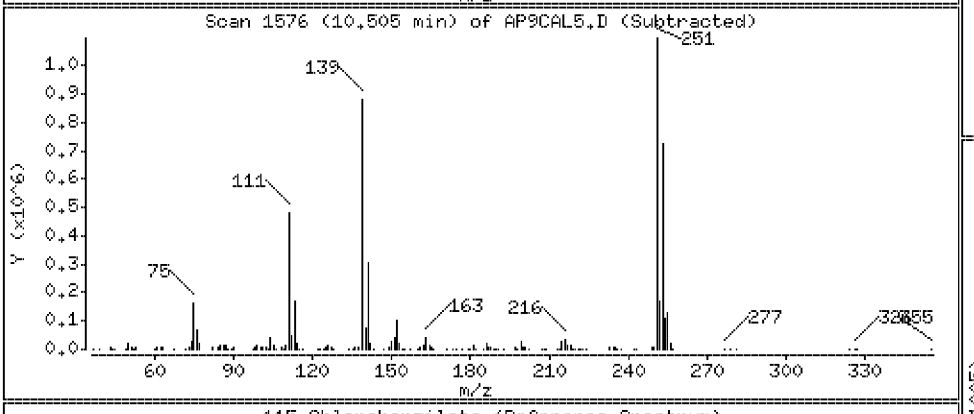

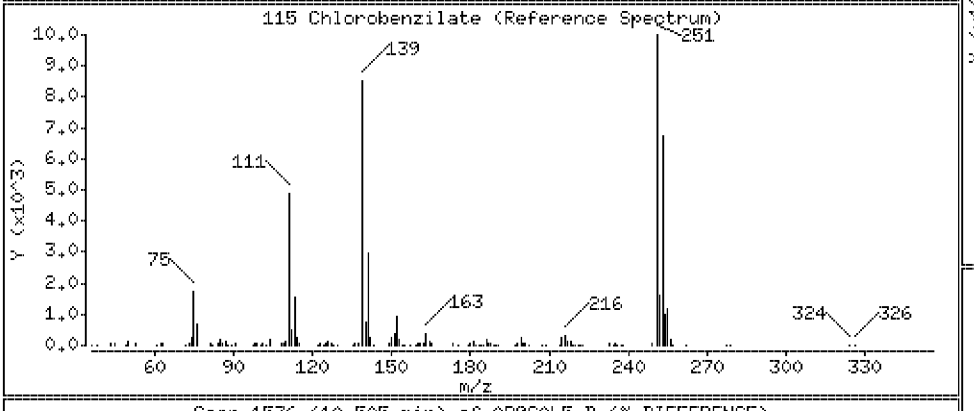

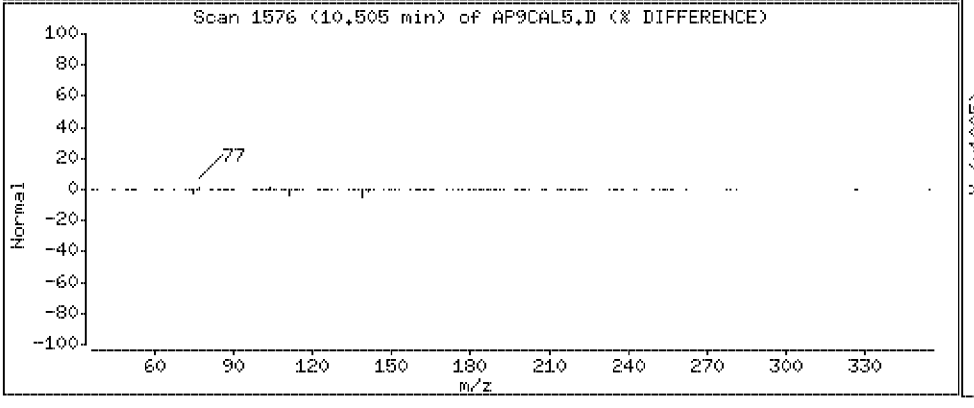

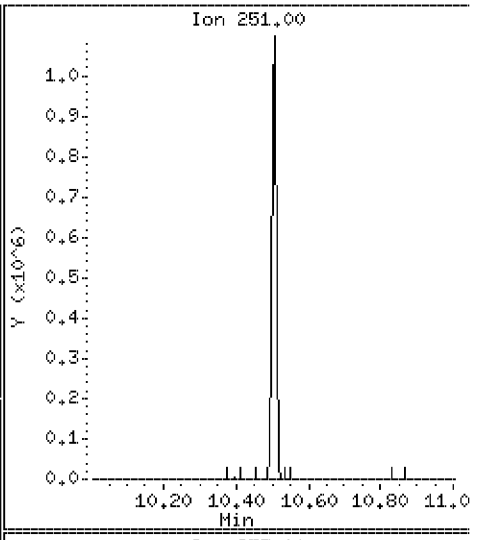

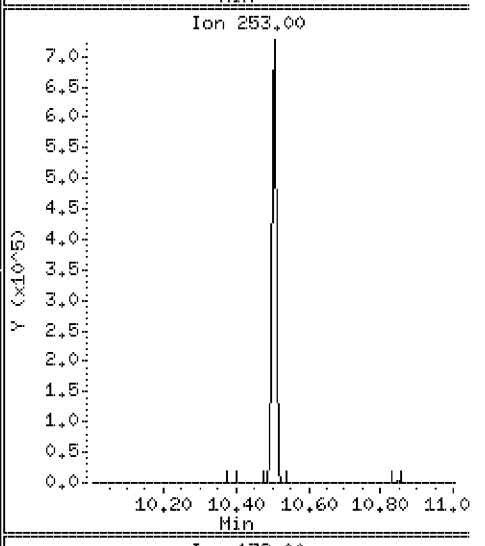

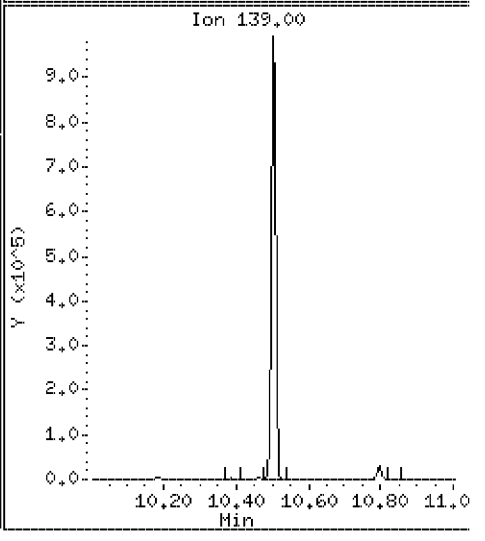

Data File: \\Svecd04\DD\chem\smsd03.i\S3042312.b\AP9CAL5.D

Date : 23-APR-2012 17:53

Client ID: AP9CAL5 | Instrument: smsd03.i

Sample Info: 45957

Purge Volume: 1000.0 | Operator: PEL

Column phase: HPMS-5 | Column diameter: 0.25

116 Kepone | Concentration: 64.1 ug/l

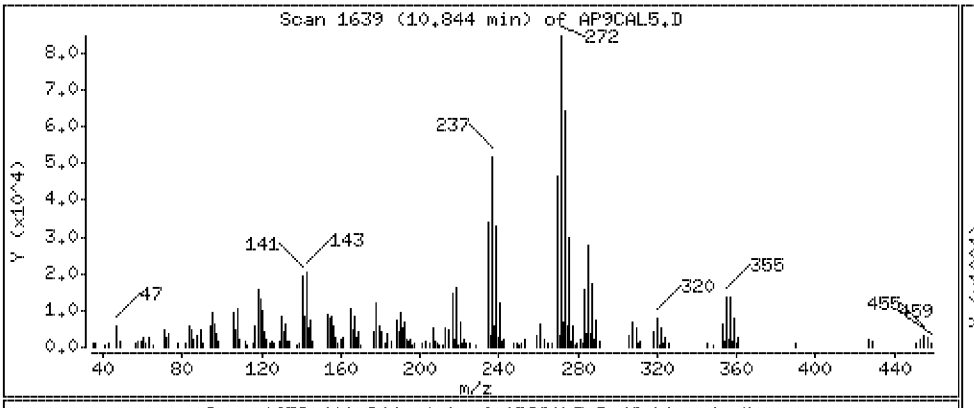

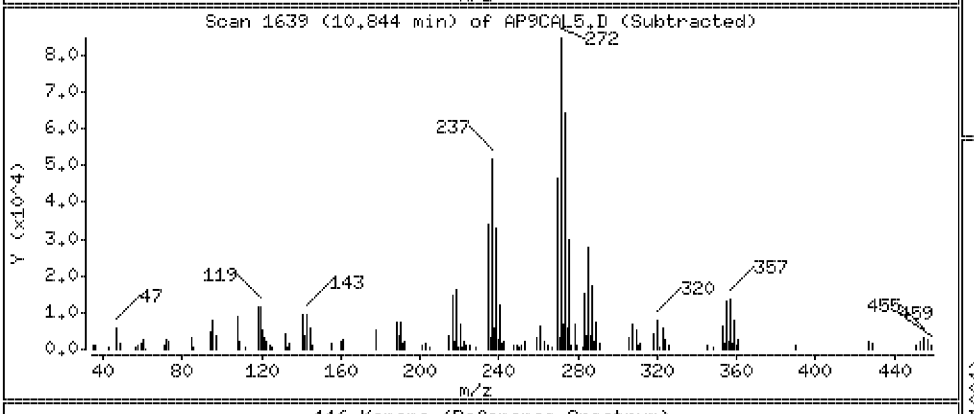

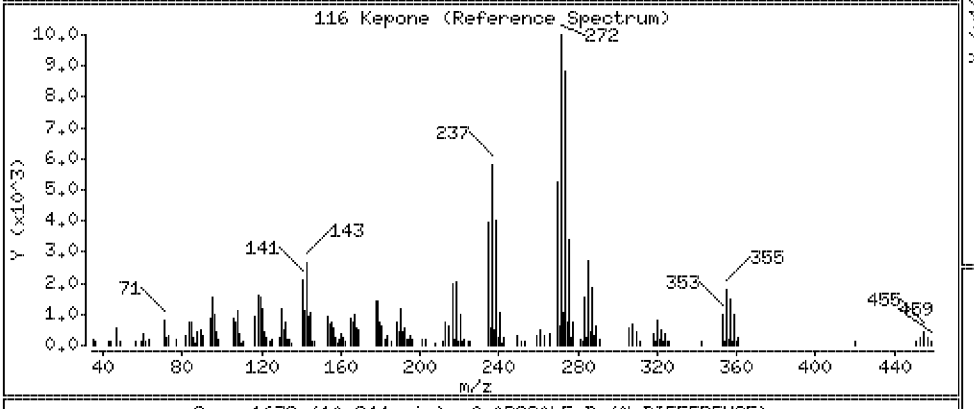

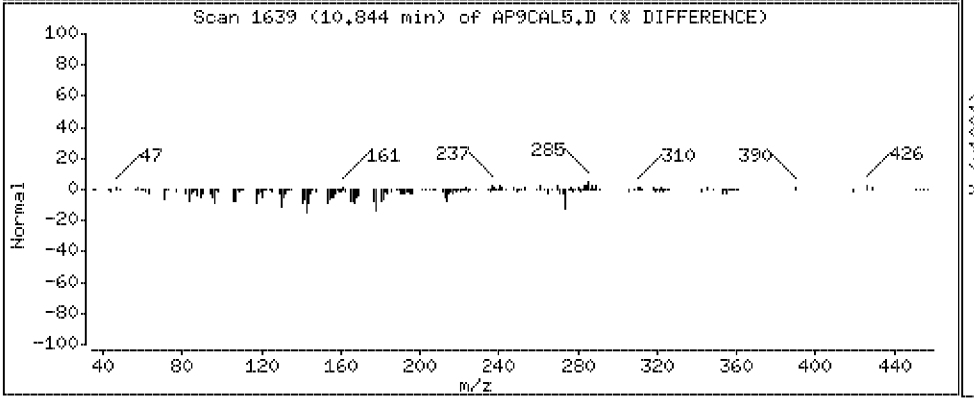

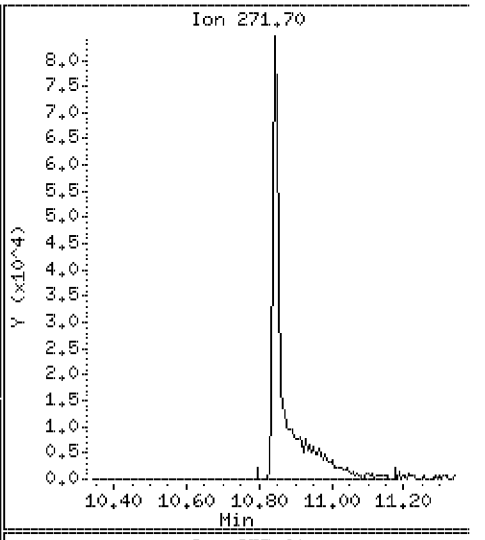

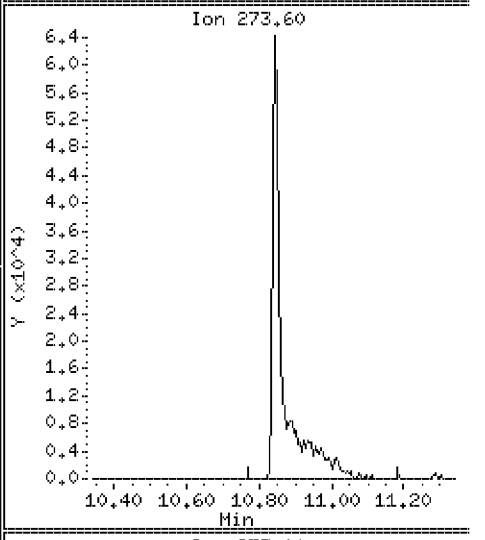

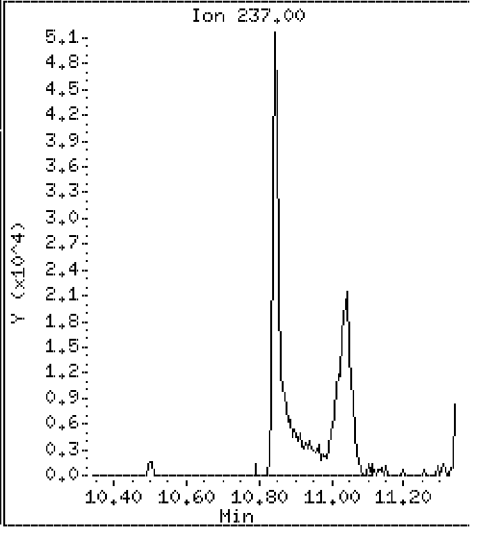

Data File: \\Svecd04\DD\chem\smsd03.i\S3042312.b\AP9CAL5.D

Date : 23-APR-2012 17:53

Client ID: AP9CAL5

Instrument: smsd03.i

Sample Info: 45957

Purge Volume: 1000.0

Operator: PEL

Column phase: HPMS-5

Column diameter: 0.25

117 3,3-Dimethylbenzidine

Concentration: 63.1 ug/l

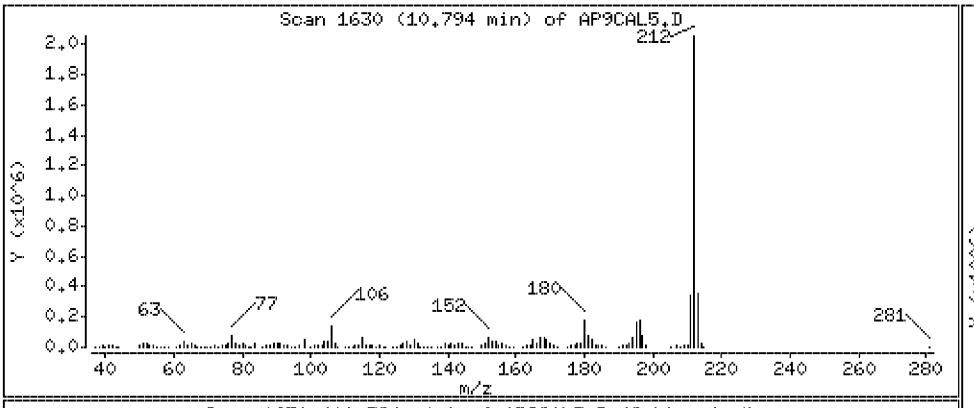

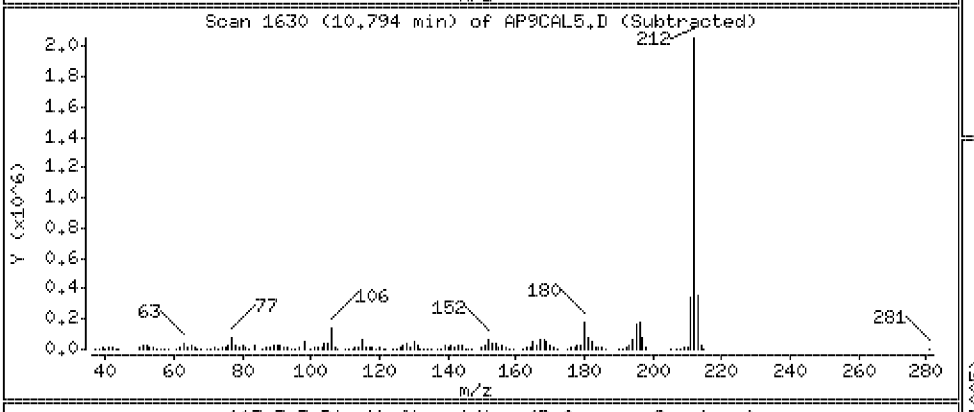

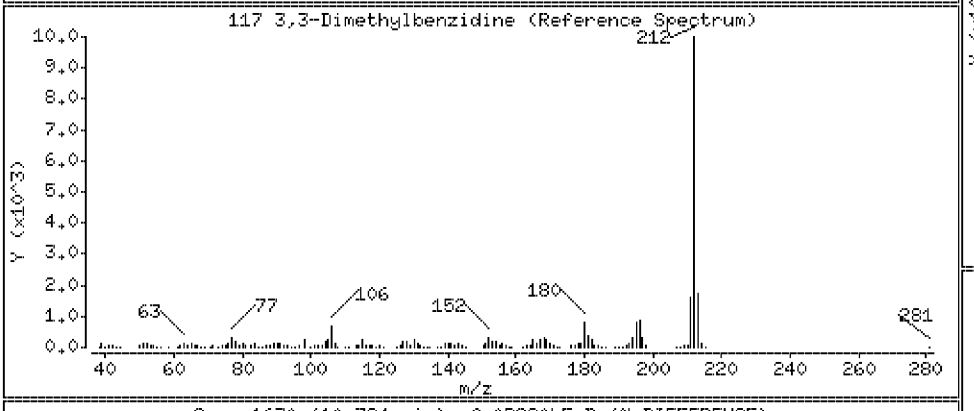

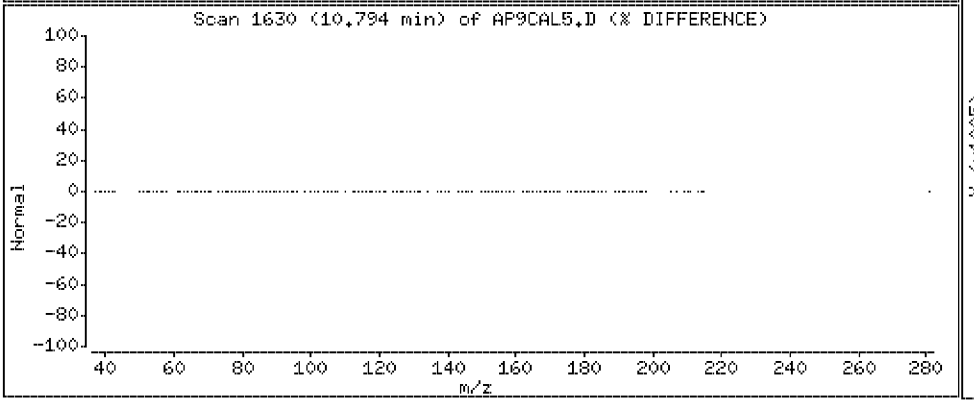

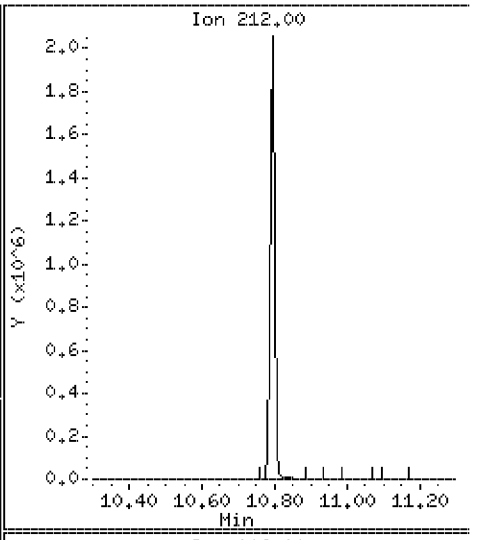

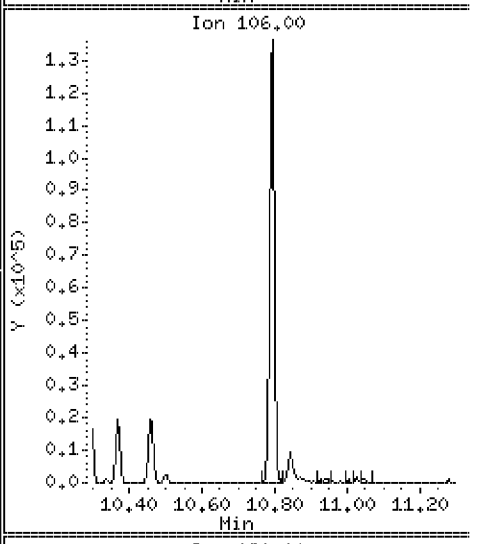

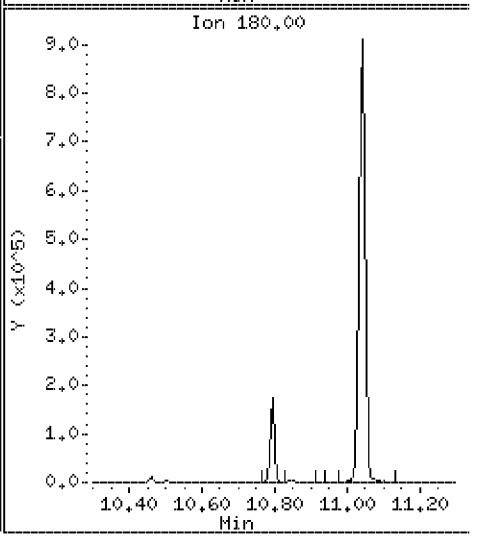

Data File: \\Svecd04\DD\chem\smsd03.i\S3042312.b\AP9CAL5.D

Date : 23-APR-2012 17:53

Client ID: AP9CAL5

Instrument: smsd03.i

Sample Info: 45957

Purge Volume: 1000.0

Operator: PEL

Column phase: HPMS-5

Column diameter: 0.25

119 2-Acetylaminofluorene

Concentration: 64.2 ug/l

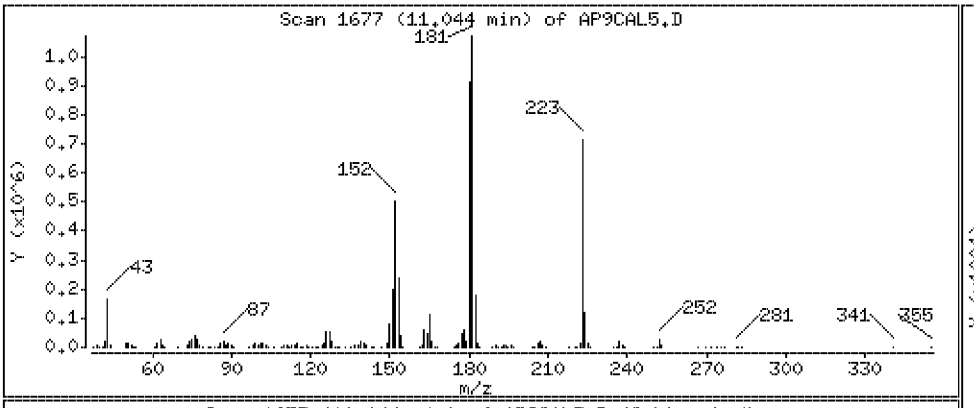

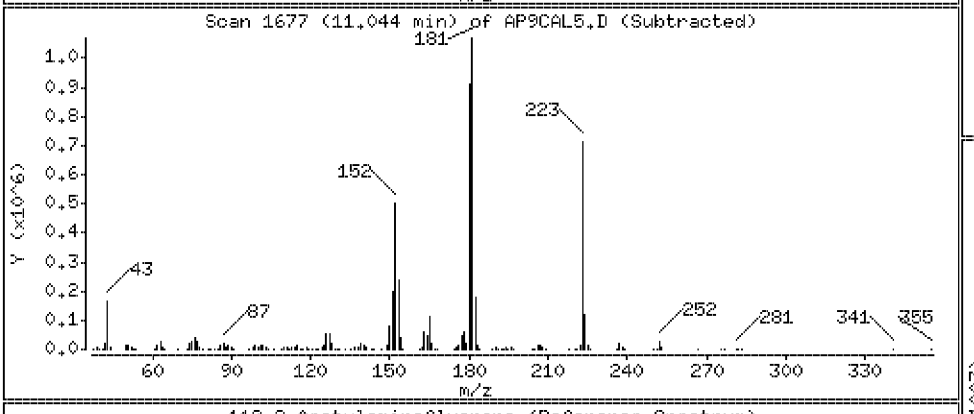

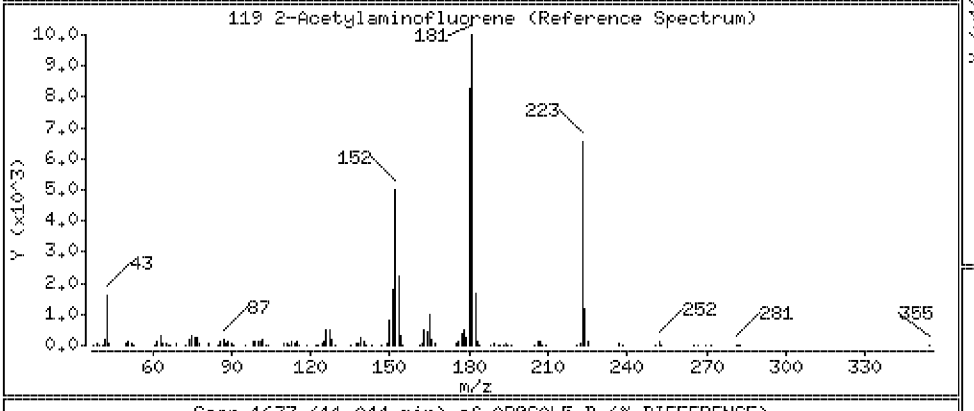

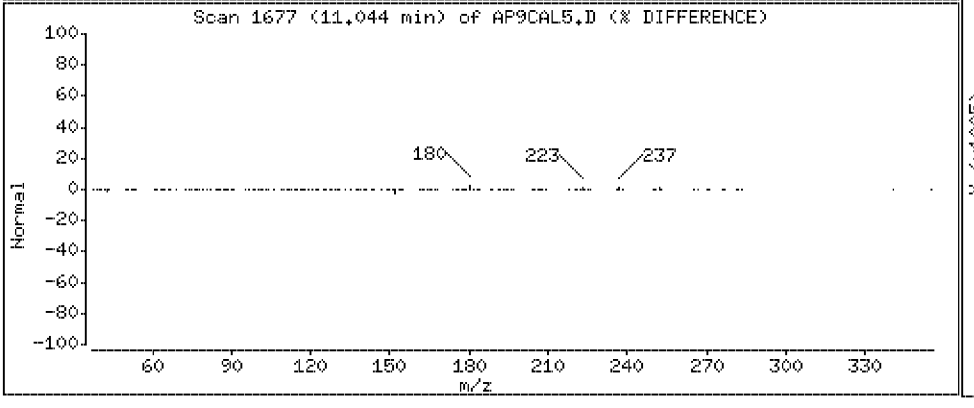

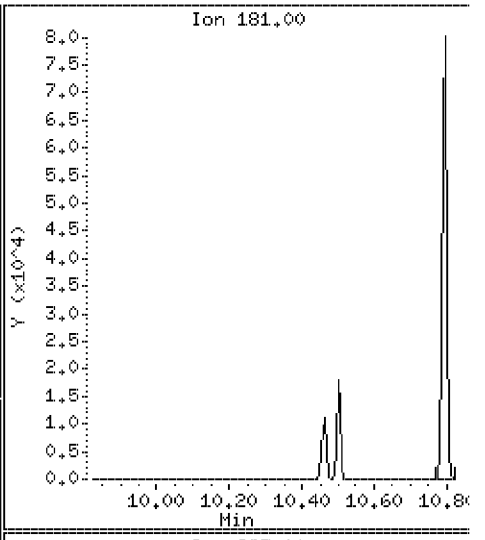

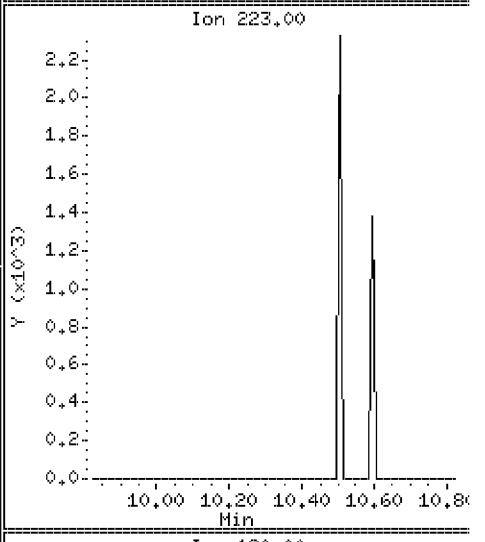

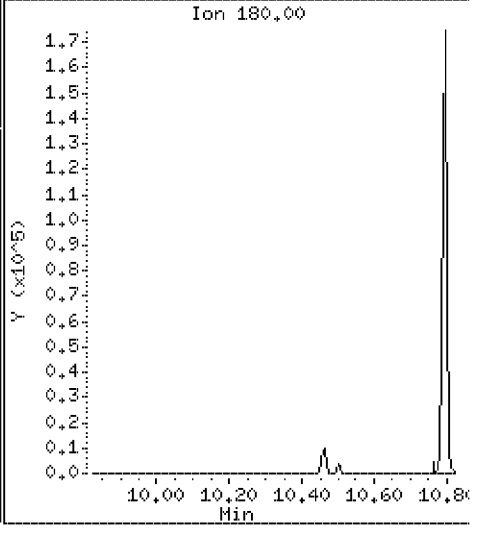

Data File: \\Svecd04\DD\chem\smsd03.i\S3042312.b\AP9CAL5.D

Date : 23-APR-2012 17:53

Client ID: AP9CAL5

Instrument: smsd03.i

Sample Info: 45957

Purge Volume: 1000.0

Operator: PEL

Column phase: HPMS-5

Column diameter: 0.25

126 7,12-Dimethylbenz(a)anthracen

Concentration: 63.5 ug/l

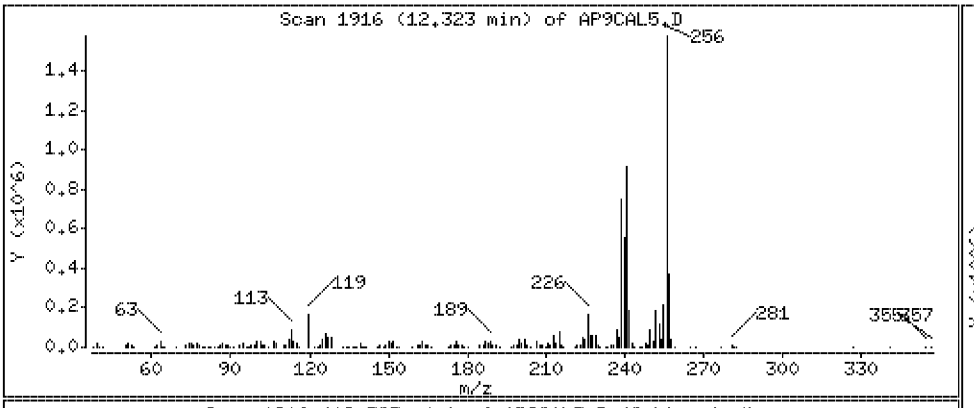

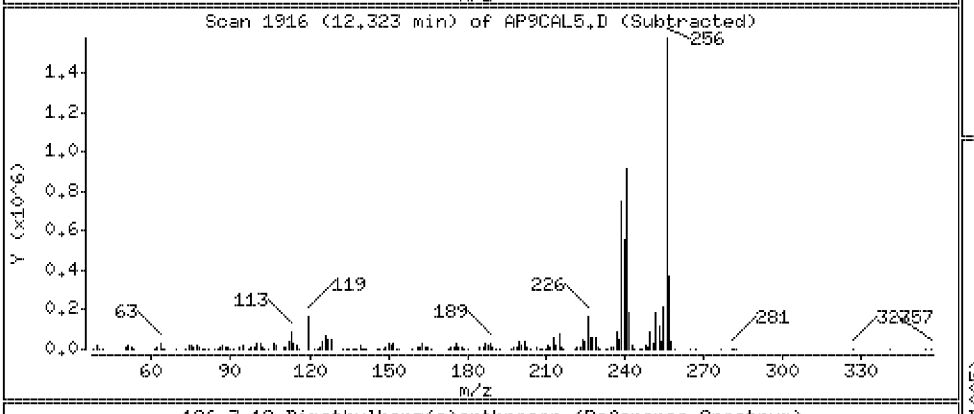

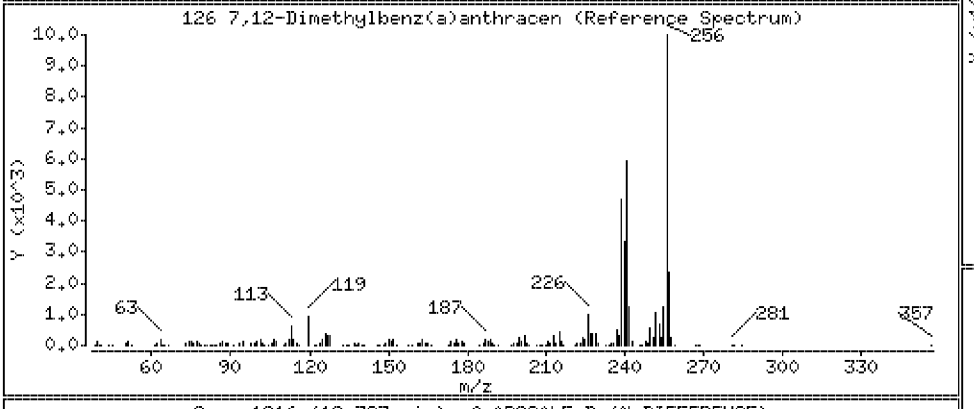

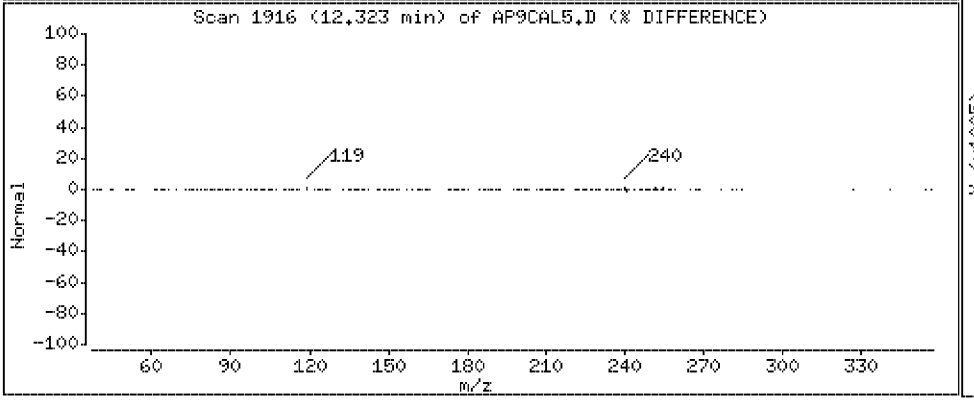

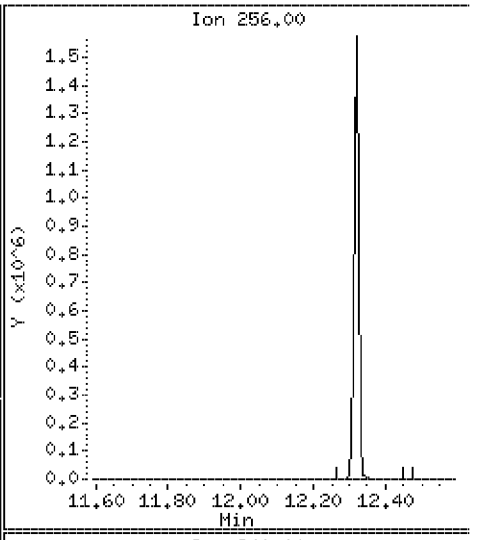

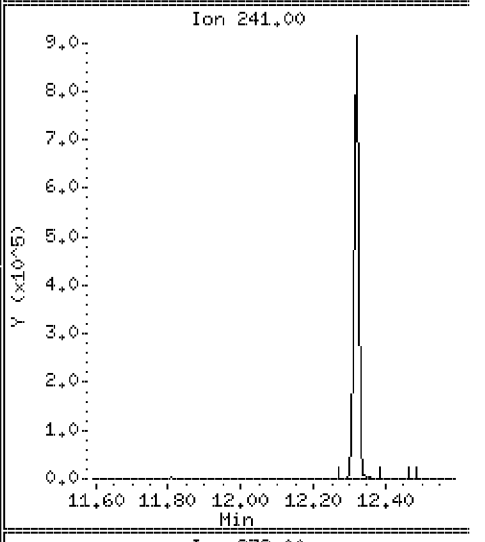

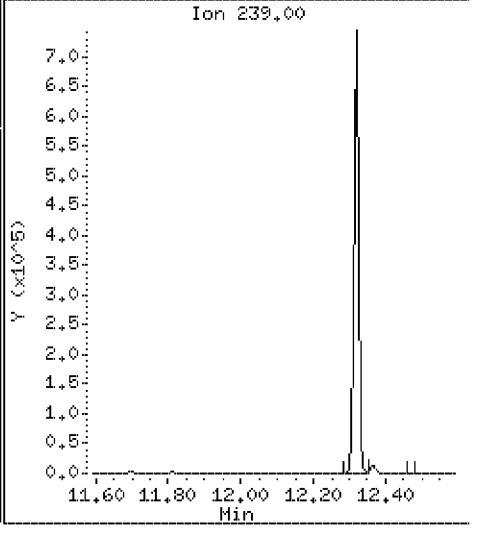

Data File: \\Svecd04\DD\chem\smsd03.i\S3042312.b\AP9CAL5.D

Date : 23-APR-2012 17:53

Client ID: AP9CAL5

Instrument: smsd03.i

Sample Info: 45957

Purge Volume: 1000.0

Operator: PEL

Column phase: HPMS-5

Column diameter: 0.25

131 3-Methylcholanthrene

Concentration: 63.0 ug/l

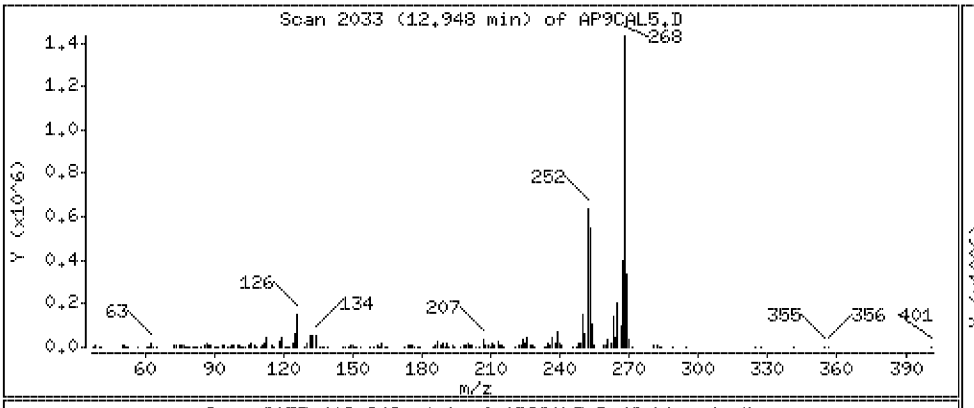

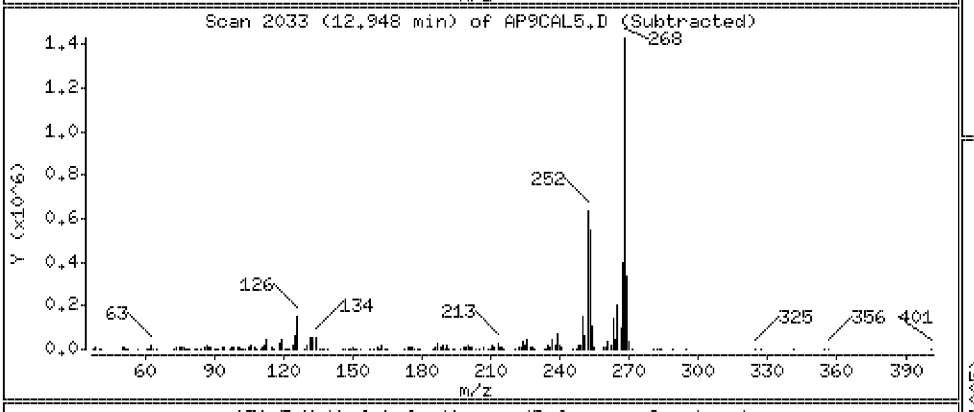

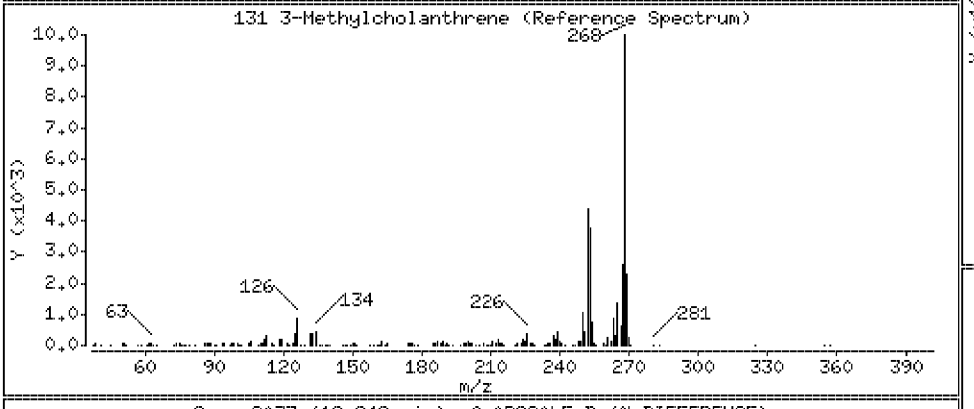

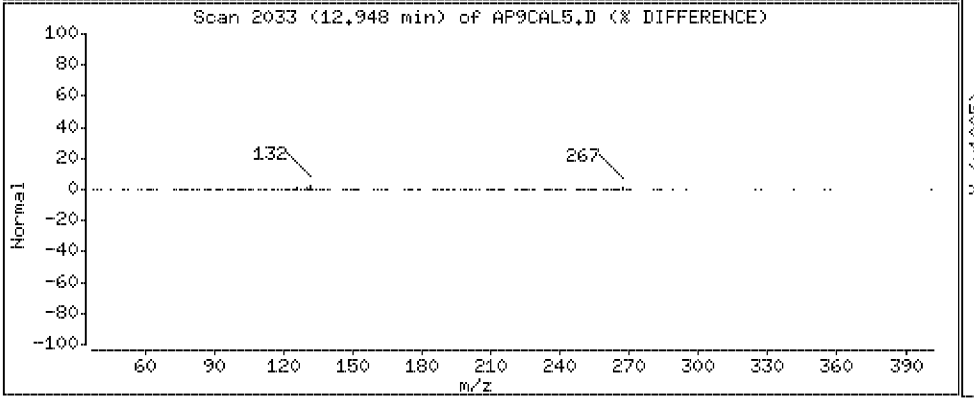

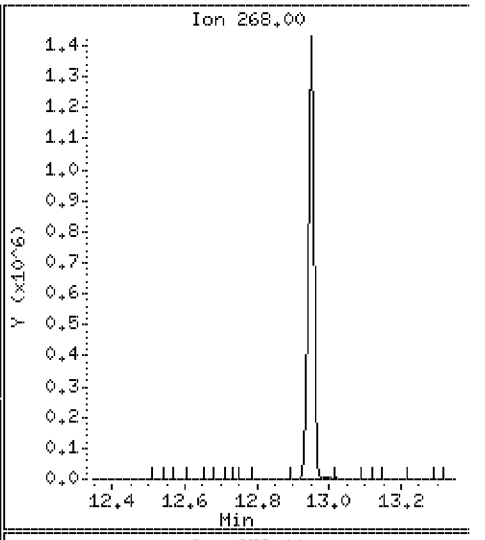

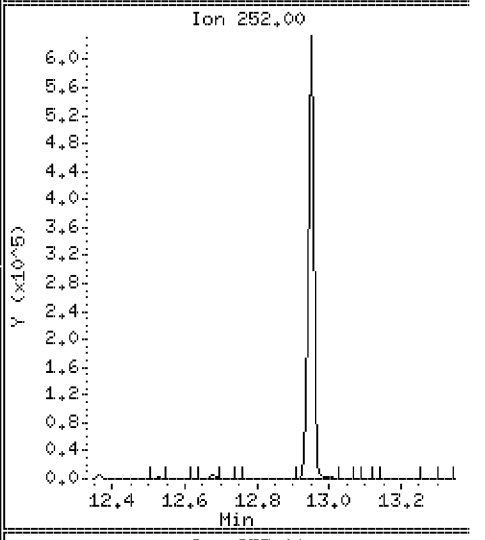

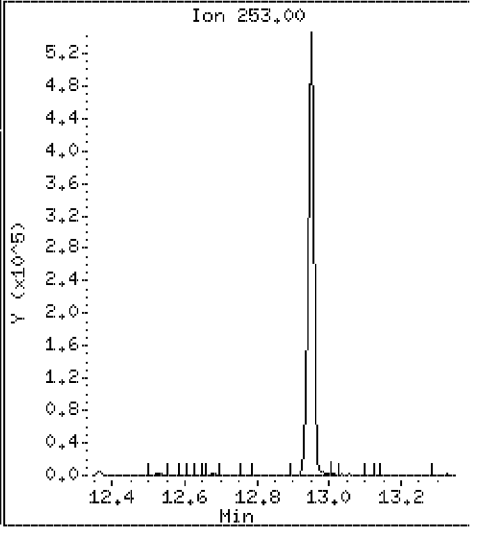

Data File: \\Svecd04\DD\chem\smsd03.i\S3042312.b\AP9CAL5.D

Date : 23-APR-2012 17:53

Client ID: AP9CAL5

Instrument: smsd03.i

Sample Info: 45957

Purge Volume: 1000.0

Operator: PEL

Column phase: HPMS-5

Column diameter: 0.25

132 Dibenz(a,j)acridine

Concentration: 62.8 ug/l

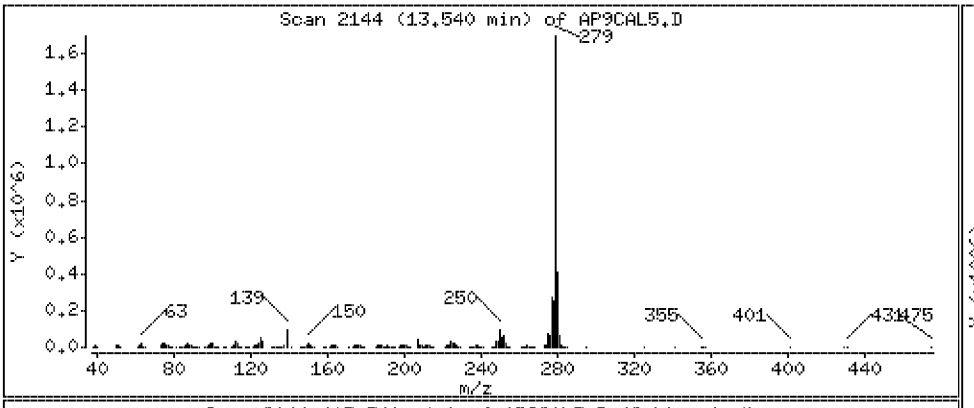

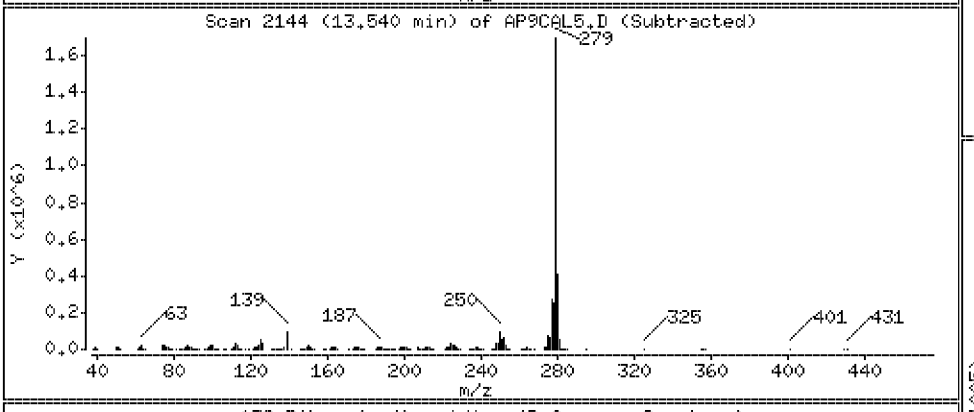

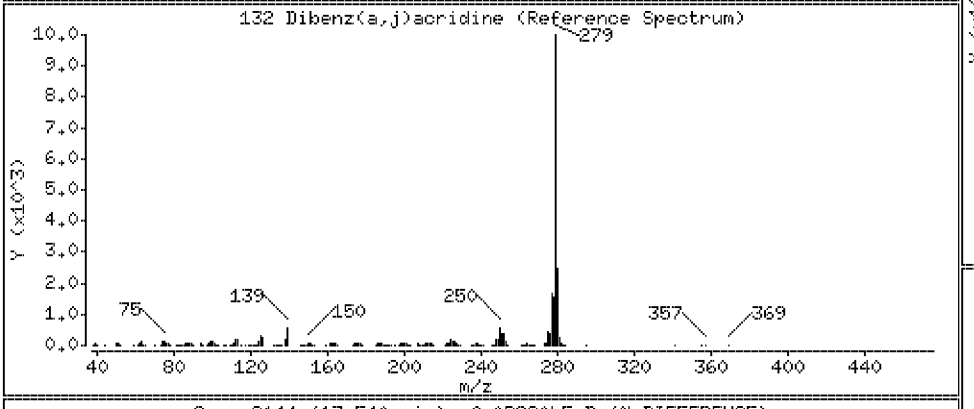

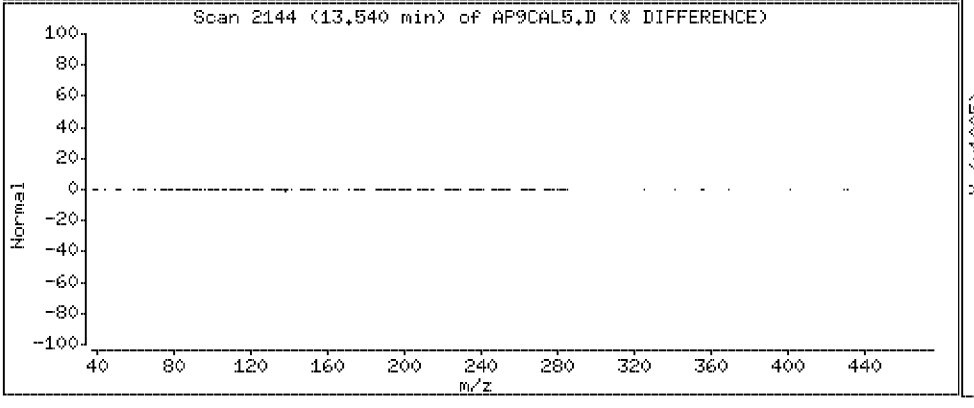

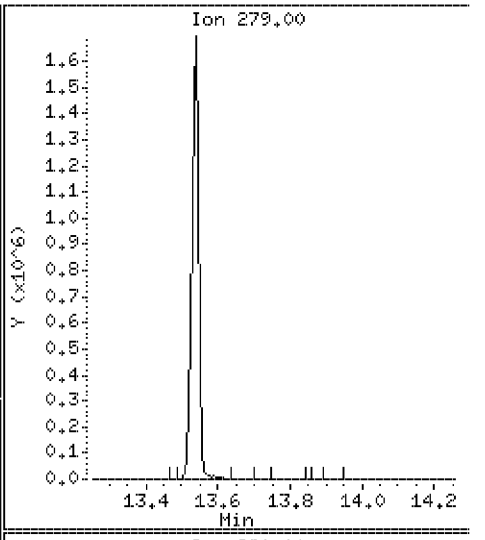

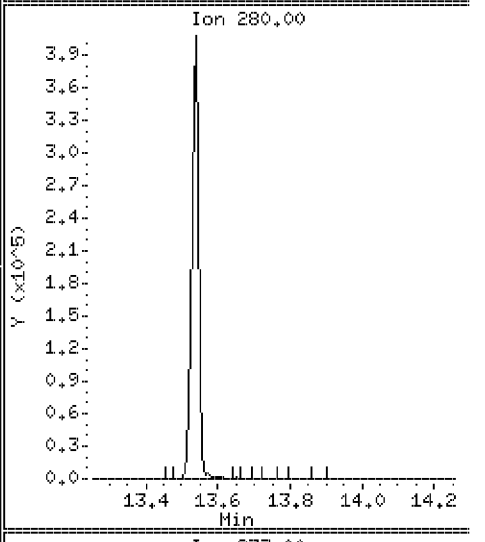

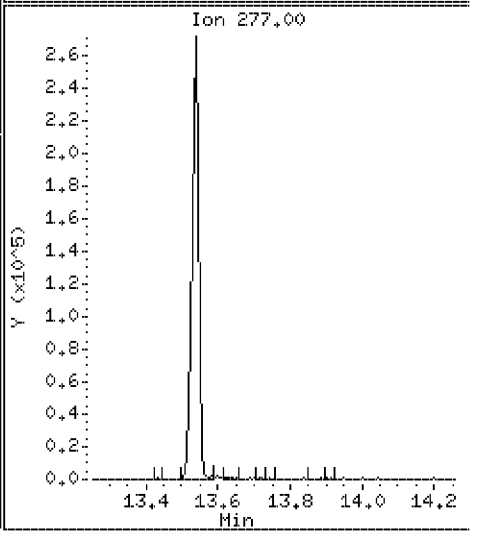

PEL Laboratories, Inc.

Data file : \\Svecd04\DD\chem\smsd03.i\S3042312.b\AP9CAL4.D
Lab Smp Id: 45958 Client Smp ID: AP9CAL4
Inj Date : 23-APR-2012 18:17 MS Autotune Date: 12-SEP-2011 18:58
Operator : PEL Inst ID: smsd03.i
Smp Info : 45958
Misc Info :
Comment :
Method : \\Svecd04\DD\chem\smsd03.i\S3042312.b\8270bcs.m
Meth Date : 25-Apr-2012 09:57 mjacobs Quant Type: ISTD
Cal Date : 23-APR-2012 17:53 Cal File: AP9CAL5.D
Als bottle: 21 Calibration Sample, Level: 4
Dil Factor: 1.00000
Integrator: HP Genie Compound Sublist: ap9cal.sub
Target Version: 4.14 Sample Matrix: WATER

Concentration Formula: Amt * DF * (1/(Vo/1000))*Vf * CpndVariable

Name	Value	Description
DF	1.000	Dilution Factor
Vo	1000.000	Volume of sample extracted (mL)
Vf	1.000	Final Volume
Cpnd Variable		Local Compound Variable

RT	EXP RT	REL RT	MASS	RESPONSE	AMOUNTS CAL-AMT (ug/ml)	AMOUNTS ON-COL (ug/ml)	TARGET RANGE	RATIO
3 2- Picoline						CAS #: 109-06-8		
2.929	3.382	(0.659)	93	480631	45.0000	45.4	70.00- 130.00	100.00
2.928	3.382	(0.659)	66	242180			46.98- 106.98	50.39
2.929	3.382	(0.659)	92	121021			941.44-1001.44	25.18
4 N-Nitrosomethylethylamine						CAS #: 10595-95-6		
3.005	3.005	(0.676)	88	204276	45.0000	45.2	80.00- 120.00	100.00
3.004	3.005	(0.676)	43	95310			16.66- 76.66	46.66
3.005	3.005	(0.676)	42	215070			75.28- 135.28	105.28
5 Methyl Methanesulfonate						CAS #: 66-27-3		
3.238	3.383	(0.728)	80	340819	45.0000	45.6	70.00- 130.00	100.00
3.238	3.383	(0.728)	79	197376			41.30- 101.30	57.91
3.239	3.383	(0.728)	65	95211			390.98- 450.98	27.94
7 N-Nitrosodiethylamine						CAS #: 55-18-5		
3.551	3.383	(0.799)	102	205501	45.0000	45.9	70.00- 130.00	100.00
3.550	3.383	(0.798)	42	147975			4947.35-5007.35	72.01
3.550	3.383	(0.798)	57	86207			172953.97-173013.97	41.95
8 Ethyl Methanesulfonate						CAS #: 62-50-0		
3.788	4.446	(0.852)	79	355233	45.0000	45.8	70.00- 130.00	100.00

RT	EXP RT	REL RT	MASS	RESPONSE	AMOUNTS CAL-AMT (ug/ml)	AMOUNTS ON-COL (ug/ml)	TARGET RANGE	RATIO
8 Ethyl Methanesulfonate (continued)								
3.788	4.446	(0.852)	109	181856			103.08- 163.08	51.19
3.788	4.446	(0.852)	97	63483			71.09- 131.09	17.87
12 Pentachloroethane						CAS #: 76-01-7		
4.207	4.207	(0.946)	167	203590	45.0000	46.0	80.00- 120.00	100.00
4.207	4.207	(0.946)	117	147689			42.54- 102.54	72.54
4.207	4.207	(0.946)	130	85126			11.81- 71.81	41.81
* 18 1,4-Dichlorobenzene-d4						CAS #: 3855-82-1		
4.447	4.448	(1.000)	152	289492	40.0000		80.00- 120.00	100.00
4.446	4.448	(1.000)	115	189427			32.20- 92.20	65.43
4.447	4.448	(1.000)	150	434848			139.77- 199.77	150.21
24 N-Nitrosopyrrolidine						CAS #: 930-55-2		
4.787	4.944	(1.076)	100	219904	45.0000	46.6	70.00- 130.00	100.00
4.786	4.944	(1.076)	41	146263			349.38- 409.38	66.51
4.787	4.944	(1.076)	42	122791			7836.39-7896.39	55.84
25 Acetophenone						CAS #: 98-86-2		
4.801	4.807	(0.856)	105	615861	45.0000	44.8	70.00- 130.00	100.00
4.800	4.807	(0.856)	77	633284			4410.01-4470.01	102.83
4.800	4.807	(0.856)	51	160849			1262.06-1322.06	26.12
27 N-Nitrosomorpholine						CAS #: 59-89-2		
4.817	4.446	(1.083)	56	223130	45.0000	46.2	70.00- 130.00	100.00
4.818	4.446	(1.083)	116	78211			116.25- 176.25	35.05
4.817	4.446	(1.083)	86	152564			171.65- 231.65	68.37
29 o-Toluidine						CAS #: 95-53-4		
4.836	4.814	(1.087)	106	719413	45.0000	46.7	70.00- 130.00	100.00
4.835	4.814	(1.087)	77	172966			36058.41-36118.41	24.04
4.836	4.814	(1.087)	107	522333			76505.71-76565.71	72.61
33 N-Nitrosopiperidine						CAS #: 100-75-4		
5.095	4.798	(0.909)	114	197732	45.0000	47.3	70.00- 130.00	100.00
5.094	4.798	(0.908)	42	226391			3934.42-3994.42	114.49
5.095	4.798	(0.909)	55	118459			491.51- 551.51	59.91
37 o,o,o-Triethylphosphorothioate						CAS #: 126-68-1		
5.338	5.338	(1.200)	198	314044	45.0000	45.1	80.00- 120.00	100.00
5.337	5.338	(1.200)	97	203904			34.93- 94.93	64.93
5.336	5.338	(1.200)	65	172056			24.79- 84.79	54.79
39 a,a-Dimethylphenethylamine						CAS #: 122-09-8		
5.439	5.370	(0.970)	58	692926	45.0000	47.3	70.00- 130.00	100.00(M)
5.441	5.370	(0.970)	91	222411			64.34- 124.34	32.10
5.441	5.370	(0.970)	65	122311			12409.05-12469.05	17.65
* 43 Naphthalene-d8						CAS #: 1146-65-2		
5.608	5.610	(1.000)	136	961576	40.0000		80.00- 120.00	100.00
5.607	5.610	(1.000)	68	51406			0.00- 35.51	5.35

RT	EXP RT	REL RT	MASS	RESPONSE	AMOUNTS CAL-AMT (ug/ml)	AMOUNTS ON-COL (ug/ml)	TARGET RANGE	RATIO
46 2,6-Dichlorophenol						CAS #: 87-65-0		
5.691	5.691	(1.015)	162	370728	45.0000	46.1	70.00- 130.00	100.00
5.690	5.691	(1.015)	63	283153			8424.37-8484.37	76.38
5.691	5.691	(1.015)	98	99952			164.07- 224.07	26.96
47 Hexachloropropene						CAS #: 1888-71-7		
5.712	5.712	(1.019)	213	485101	45.0000	45.3	80.00- 120.00	100.00
5.712	5.712	(1.019)	215	313430			34.61- 94.61	64.61
5.711	5.712	(1.018)	117	98898			0.00- 50.39	20.39
49 N-Nitrosodi-n-butylamine						CAS #: 924-16-3		
5.991	6.287	(1.068)	84	356991	45.0000	46.1	70.00- 130.00	100.00
5.991	6.287	(1.068)	57	216804			1288.18-1348.18	60.73
5.991	6.287	(1.068)	41	179297			66.46- 126.46	50.22
52 Isosafrole						CAS #: 120-58-1		
6.200	6.619	(1.106)	162	350018	45.0000	44.9	70.00- 130.00	100.00
6.200	6.619	(1.106)	104	265432			0.00- 46.22	75.83
6.200	6.619	(1.106)	131	176285			37.69- 97.69	50.36
56 1,2,4,5-Tetrachlorobenzene						CAS #: 95-94-3		
6.452	6.452	(0.883)	216	562146	45.0000	45.8	80.00- 120.00	100.00
6.452	6.452	(0.883)	214	439535			48.19- 108.19	78.19
6.451	6.452	(0.883)	108	100143			0.00- 47.81	17.81
60 Safrole						CAS #: 94-59-7		
6.702	6.619	(1.195)	162	342646	45.0000	46.8	70.00- 130.00	100.00
6.701	6.619	(1.195)	104	219117			0.00- 46.22	63.95
6.701	6.619	(1.195)	77	140552			0.00- 57.00	41.02
64 1,4-Naphthoquinone						CAS #: 130-15-4		
6.931	6.642	(0.949)	158	320878	45.0000	46.3	70.00- 130.00	100.00
6.931	6.642	(0.949)	102	295643			523.56- 583.56	92.14
6.931	6.642	(0.949)	130	152421			0.00- 46.52	47.50
66 1,3-Dinitrobenzene						CAS #: 99-65-0		
7.068	7.368	(0.968)	168	153766	45.0000	46.9	70.00- 130.00	100.00
7.067	7.368	(0.968)	75	198100			98.40- 158.40	128.83
7.067	7.368	(0.968)	50	109701			177.84- 237.84	71.34
* 70 Acenaphthene-d10						CAS #: 15067-26-2		
7.303	7.305	(1.000)	164	648297	40.0000		80.00- 120.00	100.00
7.303	7.305	(1.000)	162	635914			64.73- 124.73	98.09
7.303	7.305	(1.000)	160	290776			12.46- 72.46	44.85
73 Pentachlorobenzene						CAS #: 608-93-5		
7.467	7.467	(1.022)	250	544750	45.0000	45.5	80.00- 120.00	100.00
7.467	7.467	(1.022)	252	353671			34.92- 94.92	64.92
7.465	7.467	(1.022)	108	146768			0.00- 56.94	26.94
77 1-Naphthylamine						CAS #: 134-32-7		
7.581	7.837	(1.038)	143	516432	45.0000	45.6	70.00- 130.00	100.00
7.580	7.837	(1.038)	115	299806			7143.21-7203.21	58.05

RT	EXP RT	REL RT	MASS	RESPONSE	AMOUNTS CAL-AMT (ug/ml)	AMOUNTS ON-COL (ug/ml)	TARGET RANGE	RATIO
77 1-Naphthylamine (continued)								
7.581	7.837	(1.038)	89	65284			2068.79-2128.79	12.64
78 2,3,4,6-Tetrachlorophenol						CAS #: 58-90-2		
7.634	7.634	(1.045)	232	307313	45.0000	46.7	70.00- 130.00	100.00
7.634	7.634	(1.045)	168	80128			42.05- 102.05	26.07
7.633	7.634	(1.045)	131	125373			9.10- 69.10	40.80
79 2-Naphthylamine						CAS #: 91-59-8		
7.660	7.837	(1.049)	143	679854	45.0000	45.8	70.00- 130.00	100.00
7.660	7.837	(1.049)	115	391403			7143.21-7203.21	57.57
7.660	7.837	(1.049)	116	154977			667.96- 727.96	22.80
83 5-Nitro-ortho-toluidine						CAS #: 99-55-8		
7.856	7.896	(1.076)	152	267691	45.0000	46.4	70.00- 130.00	100.00
7.856	7.896	(1.076)	106	192927			505.60- 565.60	72.07
7.855	7.896	(1.075)	77	337606			735.48- 795.48	126.12
90 1,3,5-Trinitrobenzene						CAS #: 99-35-4		
8.216	8.152	(1.125)	75	686832	45.0000	43.8	70.00- 130.00	100.00
8.216	8.152	(1.125)	74	422803			50.14- 110.14	61.56
8.217	8.152	(1.125)	213	247157			40.88- 100.88	35.99
89 Diallate						CAS #: 2303-16-4		
8.233	8.081	(1.127)	86	363680	45.0000	45.2	70.00- 130.00	100.00(M)
8.233	8.081	(1.127)	43	369418			0.00- 38.70	101.58
8.233	8.081	(1.127)	234	241872			0.00- 39.00	66.51
92 Phenacetin						CAS #: 62-44-2		
8.264	8.384	(0.943)	109	395788	45.0000	43.5	70.00- 130.00	100.00
8.264	8.384	(0.943)	108	459699			77.38- 137.38	116.15
8.265	8.384	(0.943)	179	272423			133.19- 193.19	68.83
91 p-Phenylenediamine						CAS #: 106-50-3		
8.264	8.082	(0.943)	108	459699	45.0000	46.1	70.00- 130.00	100.00
8.264	8.082	(0.943)	80	127905			1858.68-1918.68	27.82
8.264	8.082	(0.943)	53	60797			5306.16-5366.16	13.23
97 Pentachloronitrobenzene						CAS #: 82-68-8		
8.589	8.589	(0.980)	237	212741	45.0000	45.4	80.00- 120.00	100.00
8.590	8.589	(0.981)	295	79479			7.36- 67.36	37.36
8.588	8.589	(0.980)	142	155289			42.99- 102.99	72.99
98 4-Aminobiphenyl						CAS #: 92-67-1		
8.575	8.584	(0.979)	169	1011064	45.0000	44.8	70.00- 130.00	100.00
8.575	8.584	(0.979)	168	228739			0.00- 49.63	22.62
8.575	8.584	(0.979)	115	125997			0.00- 40.98	12.46
99 Pronamide						CAS #: 23950-58-5		
8.632	8.781	(0.985)	173	509512	45.0000	45.4	70.00- 130.00	100.00
8.632	8.781	(0.985)	175	328134			2051.90-2111.90	64.40
8.632	8.781	(0.985)	145	193465			63.94- 123.94	37.97

RT	EXP RT	REL RT	MASS	RESPONSE	AMOUNTS CAL-AMT (ug/ml)	AMOUNTS ON-COL (ug/ml)	TARGET RANGE	RATIO
* 100 Phenanthrene-d10						CAS #: 1517-22-2		
8.760	8.761	(1.000)	188	1305719	40.0000		80.00- 120.00	100.00
8.759	8.761	(1.000)	94	84472			0.00- 36.35	6.47
8.758	8.761	(1.000)	80	107637			0.00- 37.82	8.24
102 Dinoseb						CAS #: 88-85-7		
8.753	8.753	(0.999)	211	331362	45.0000	44.6	80.00- 120.00	100.00
8.753	8.753	(0.999)	163	125171			7.77- 67.77	37.77
8.753	8.753	(0.999)	117	73071			0.00- 52.05	22.05
106 4-Nitroquinoline-1-oxide						CAS #: 56-57-5		
9.542	9.334	(1.089)	174	13988	45.0000	44.6	70.00- 130.00	100.00
9.542	9.334	(1.089)	128	29859			429.24- 489.24	213.46
9.542	9.334	(1.089)	101	51876			988.96-1048.96	370.86
107 Methapyrilene						CAS #: 91-80-5		
9.608	10.322	(1.097)	97	21560	45.0000	49.3	70.00- 130.00	100.00
9.609	10.322	(1.097)	58	20965			11.52- 71.52	97.24
9.611	10.322	(1.097)	191	3685			0.00- 52.18	17.09
108 Isodrin						CAS #: 465-73-6		
9.801	10.279	(1.119)	193	177354	45.0000	44.6	70.00- 130.00	100.00
9.800	10.279	(1.119)	66	160890			17952.44-18012.44	90.72
9.801	10.279	(1.119)	195	145300			1135.23-1195.23	81.93
113 Aramite						CAS #: 140-57-8		
10.370	10.370	(0.913)	185	170387	45.0000	46.4	80.00- 120.00	100.00(M)
10.370	10.370	(0.913)	191	88230			21.78- 81.78	51.78
10.295	10.370	(0.907)	319	62478			6.67- 66.67	36.67
114 p-Dimethylamino azobenzene						CAS #: 60-11-7		
10.460	10.323	(0.921)	225	415771	45.0000	45.9	70.00- 130.00	100.00
10.459	10.323	(0.921)	120	397057			99.50- 159.50	95.50
10.459	10.323	(0.921)	77	431714			9.48- 69.48	103.83
115 Chlorobenzilate						CAS #: 510-15-6		
10.503	10.503	(0.925)	251	638915	45.0000	45.6	80.00- 120.00	100.00
10.503	10.503	(0.925)	253	420265			35.78- 95.78	65.78
10.502	10.503	(0.925)	139	579608			60.72- 120.72	90.72
116 Kepone						CAS #: 143-50-0		
10.840	10.840	(0.955)	272	117329	45.0000	49.0	80.00- 120.00	100.00(QM)
10.840	10.840	(0.955)	274	95904			51.74- 111.74	81.74
10.840	10.840	(0.955)	237	34634			0.00- 59.52	29.52
117 3,3-Dimethylbenzidine						CAS #: 119-93-7		
10.792	10.799	(0.951)	212	1305021	45.0000	47.4	70.00- 130.00	100.00
10.791	10.799	(0.951)	106	86218			2299.94-2359.94	6.61
10.792	10.799	(0.951)	180	97054			6.44- 66.44	7.44
119 2-Acetylaminofluorene						CAS #: 53-96-3		
11.041	10.324	(0.972)	181	744070	45.0000	46.9	70.00- 130.00	100.00
11.041	10.324	(0.973)	223	485551			491.83- 551.83	65.26

RT	EXP RT	REL RT	MASS	RESPONSE	AMOUNTS CAL-AMT (ug/ml)	AMOUNTS ON-COL (ug/ml)	TARGET RANGE	RATIO
119 2-Acetylaminofluorene (continued)								
11.041	10.324	(0.972)	180	624673			639.65- 699.65	83.95
* 121 Chrysene-d12						CAS #: 1719-03-5		
11.353	11.359	(1.000)	240	1538825	40.0000		80.00- 120.00	100.00
11.352	11.359	(1.000)	120	80675			0.00- 36.38	5.24
11.353	11.359	(1.000)	236	407408			0.00- 57.06	26.48
126 7,12-Dimethylbenz(a)anthracen						CAS #: 57-97-6		
12.321	12.088	(0.972)	256	983315	45.0000	45.5	70.00- 130.00	100.00
12.320	12.088	(0.972)	241	563346			77.87- 137.87	57.29
12.320	12.088	(0.972)	239	460240			73.24- 133.24	46.80
* 130 Perylene-d12						CAS #: 1520-96-3		
12.679	12.682	(1.000)	264	1517152	40.0000		80.00- 120.00	100.00
12.679	12.682	(1.000)	260	368091			0.00- 54.80	24.26
12.678	12.682	(1.000)	265	349150			0.00- 53.39	23.01
131 3-Methylcholanthrene						CAS #: 56-49-5		
12.945	12.847	(1.021)	268	1112021	45.0000	45.7	70.00- 130.00	100.00
12.945	12.847	(1.021)	252	483271			13.23- 73.23	43.46
12.945	12.847	(1.021)	253	407276			6.61- 66.61	36.62
132 Dibenz(a,j)acridine						CAS #: 224-42-0		
13.537	13.755	(1.068)	279	1628190	45.0000	46.5	70.00- 130.00	100.00
13.537	13.755	(1.068)	280	384523			0.00- 41.79	23.62
13.537	13.755	(1.068)	277	250979			93.47- 153.47	15.41

QC Flag Legend

Q - Qualifier signal failed the ratio test.
M - Compound response manually integrated.

Data File: \\Svecd04\DD\chem\smsd03.i\S3042312.b\AP9CAL4.D
Date : 23-APR-2012 18:17
Client ID: AP9CAL4
Sample Info: 45958
Purge Volume: 1000.0
Column phase: HPMS-5

Instrument: smsd03.i
Operator: PEL
Column diameter: 0.25

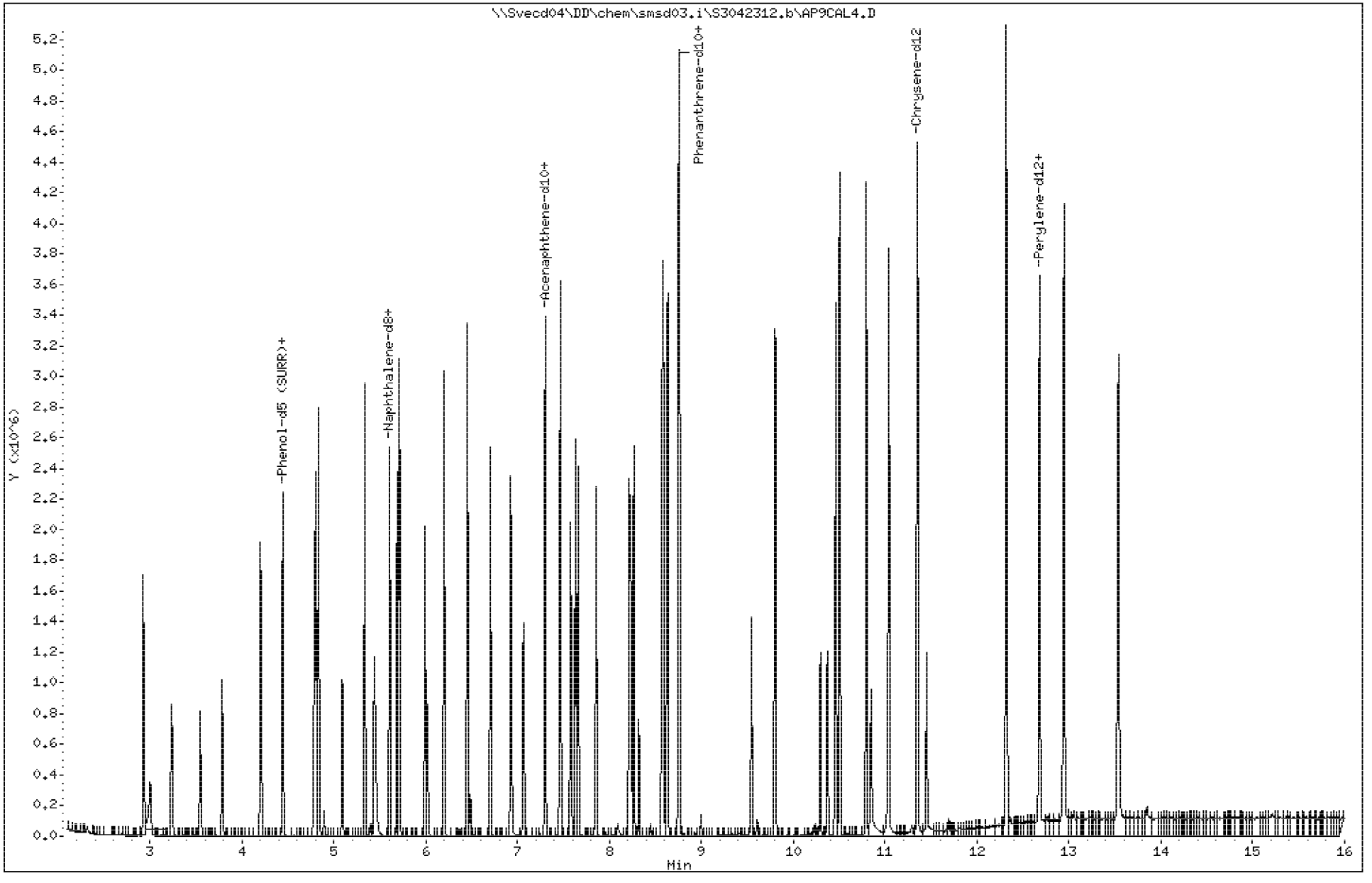

1487

3505892

Data File: \\Svecd04\DD\chem\smsd03.i\S3042312.b\AP9CAL4.D

Date : 23-APR-2012 18:17

Client ID: AP9CAL4

Instrument: smsd03.i

Sample Info: 45958

Purge Volume: 1000.0

Operator: PEL

Column phase: HPMS-5

Column diameter: 0.25

3 2- Picoline

Concentration: 45.4 ug/l

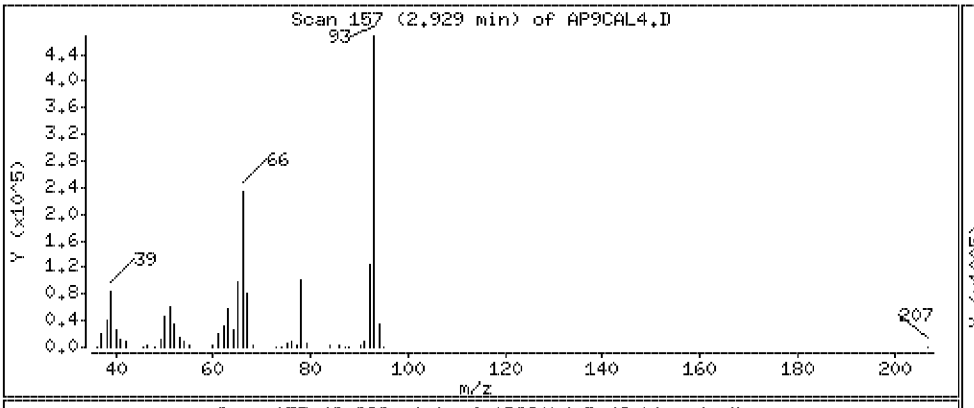

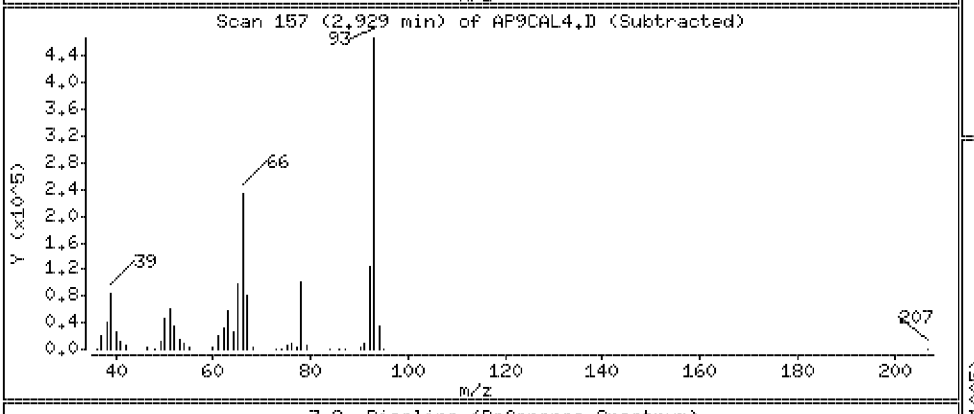

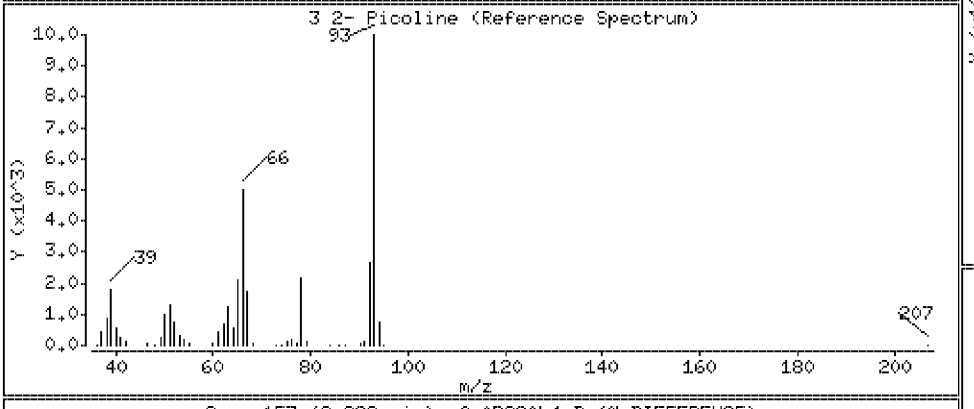

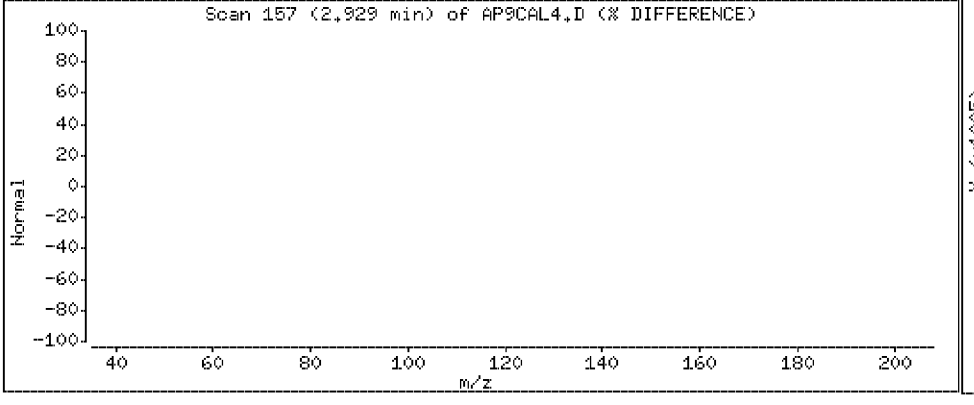

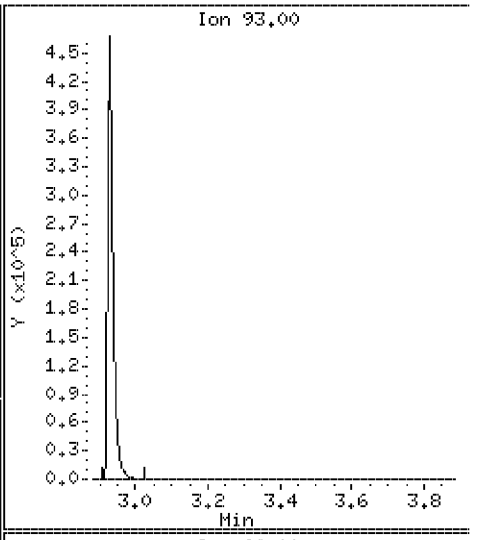

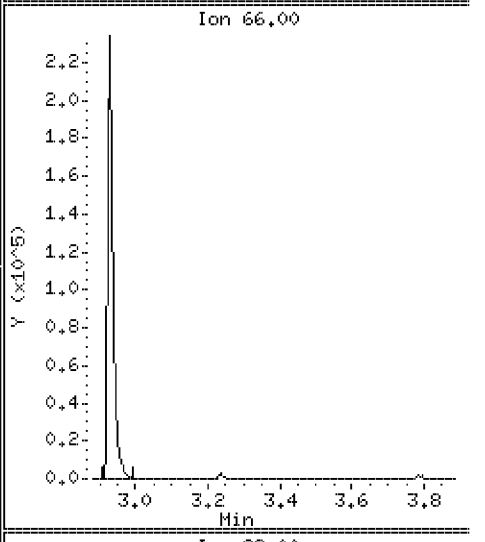

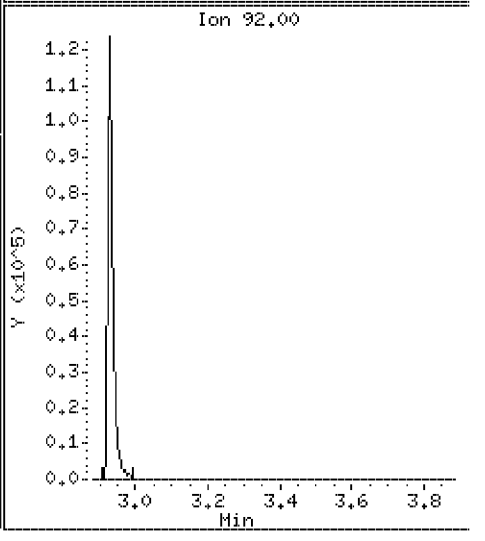

Data File: \\Svecd04\DD\chem\smsd03.i\S3042312.b\AP9CAL4.D

Date : 23-APR-2012 18:17

Client ID: AP9CAL4 | Instrument: smsd03.i

Sample Info: 45958

Purge Volume: 1000.0 | Operator: PEL

Column phase: HPMS-5 | Column diameter: 0.25

4 N-Nitrosomethylethylamine | Concentration: 45.2 ug/l

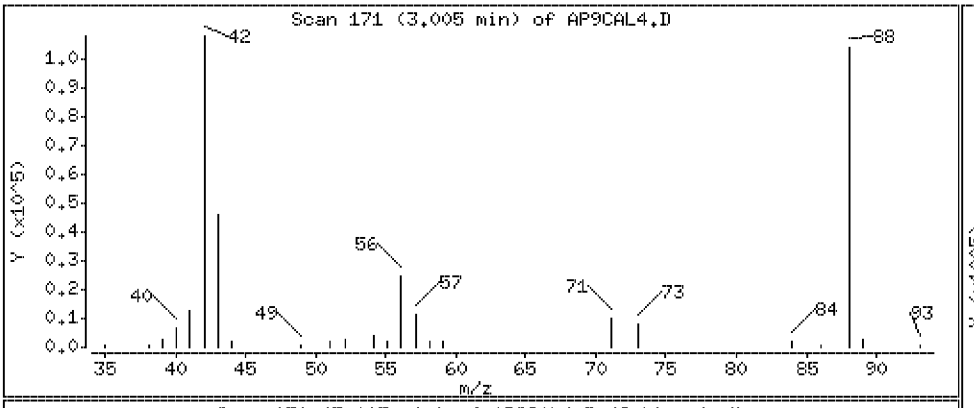

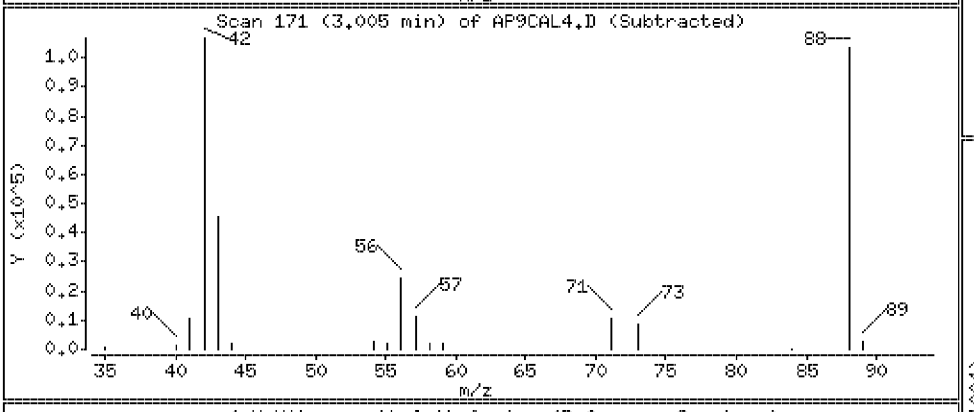

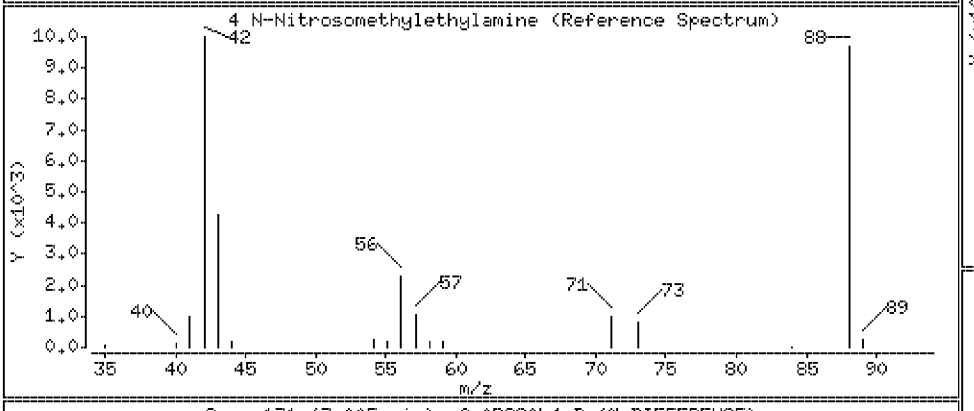

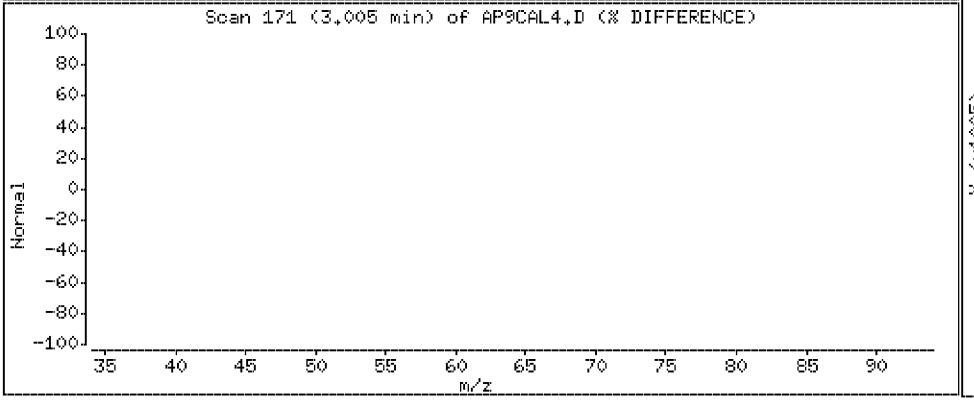

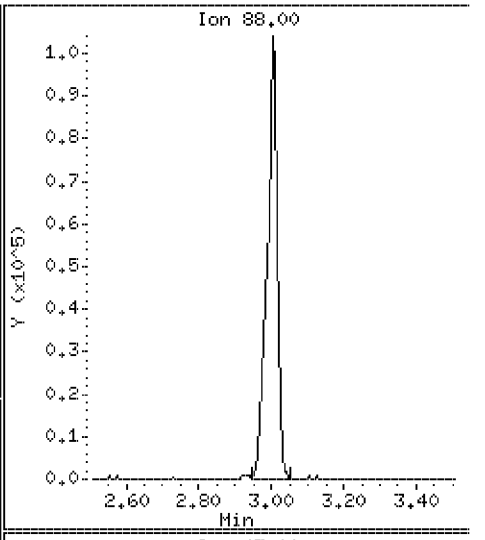

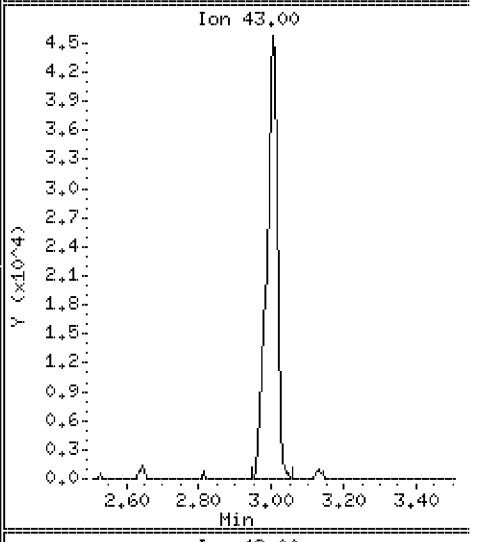

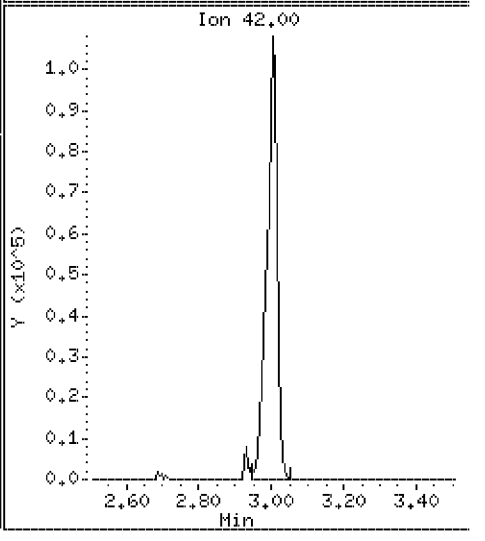

Data File: \\Svecd04\DD\chem\smsd03.i\S3042312.b\AP9CAL4.D

Date : 23-APR-2012 18:17

Client ID: AP9CAL4 | Instrument: smsd03.i

Sample Info: 45958

Purge Volume: 1000.0 | Operator: PEL

Column phase: HPMS-5 | Column diameter: 0.25

5 Methyl Methanesulfonate | Concentration: 45.6 ug/l

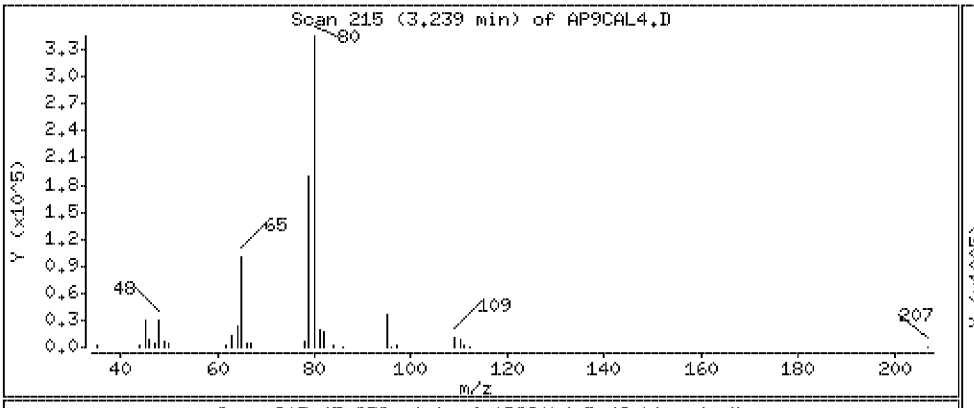

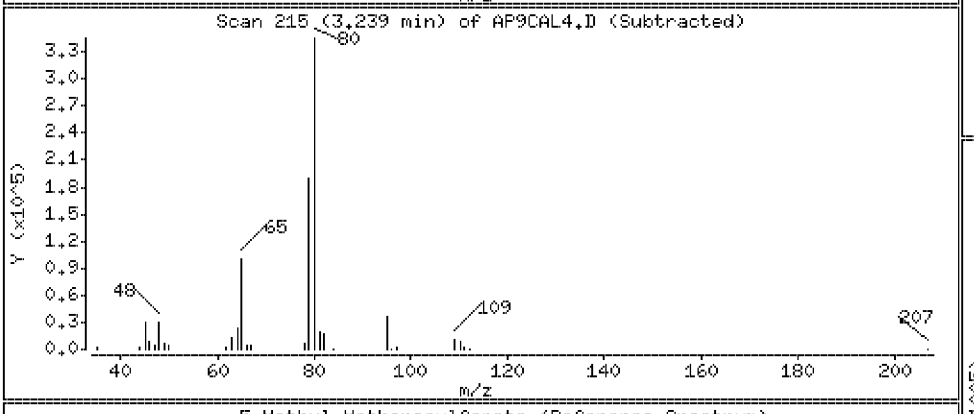

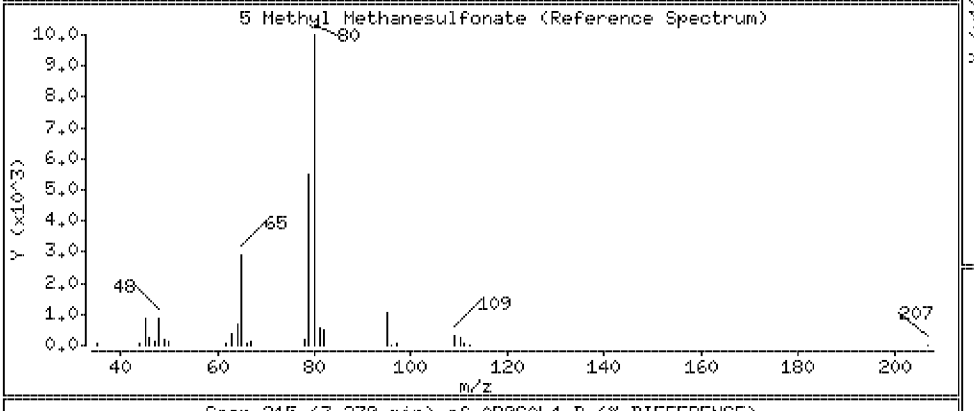

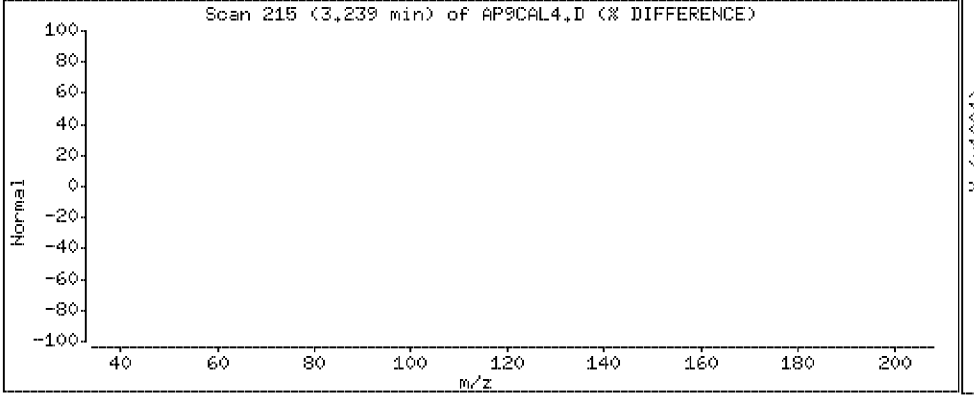

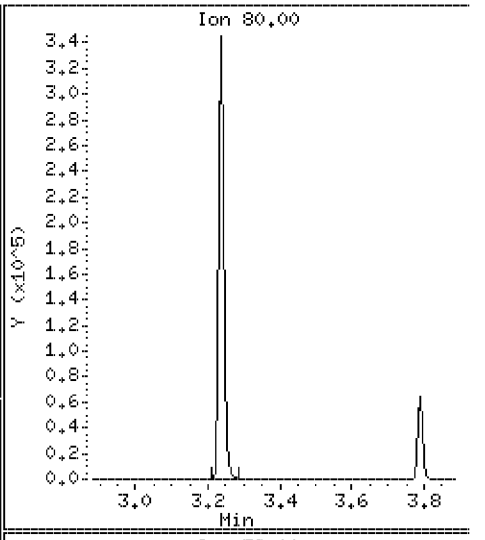

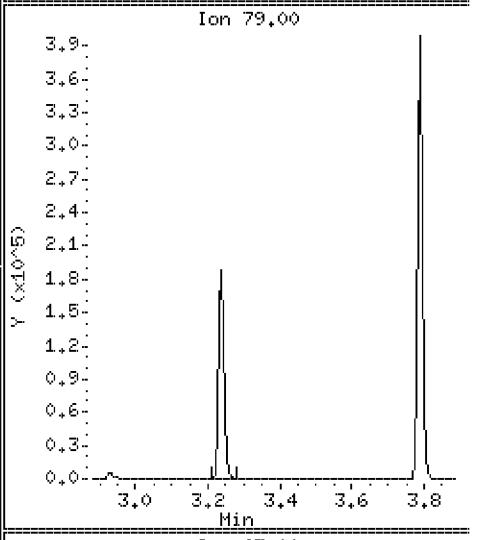

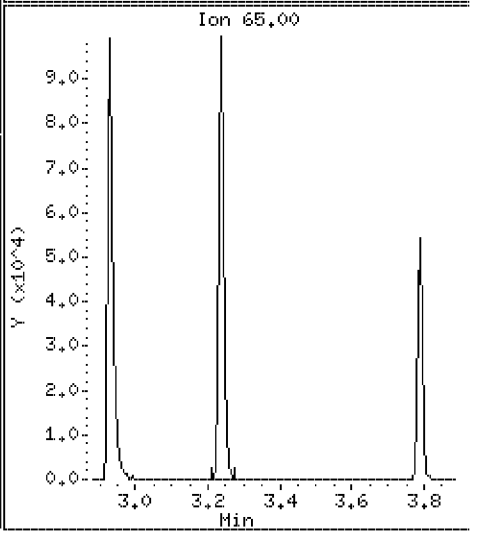

Data File: \\Svecd04\DD\chem\smsd03.i\S3042312.b\AP9CAL4.D

Date : 23-APR-2012 18:17

Client ID: AP9CAL4 | Instrument: smsd03.i

Sample Info: 45958

Purge Volume: 1000.0 | Operator: PEL

Column phase: HPMS-5 | Column diameter: 0.25

7 N-Nitrosodiethylamine | Concentration: 45.9 ug/l

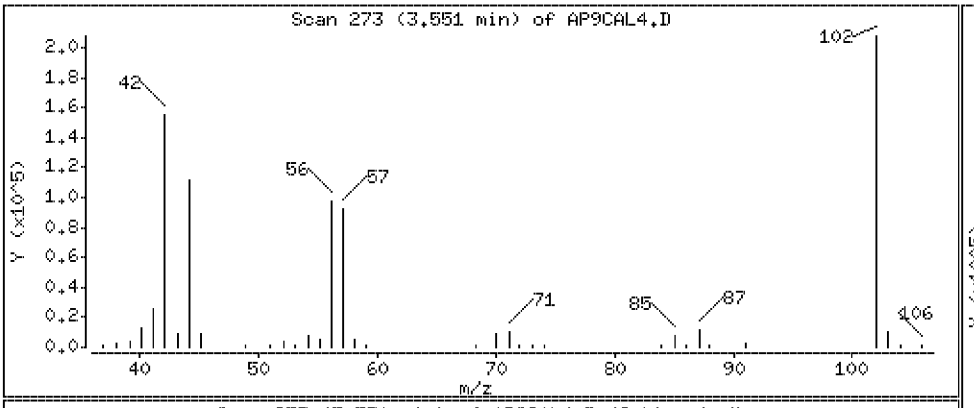

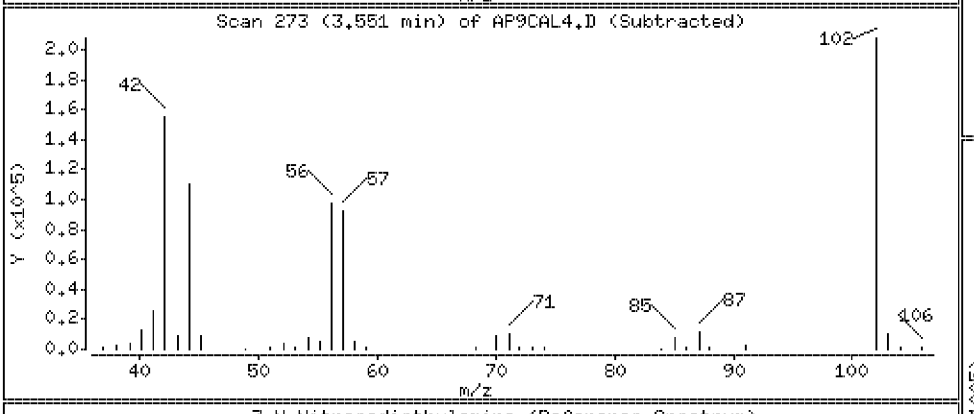

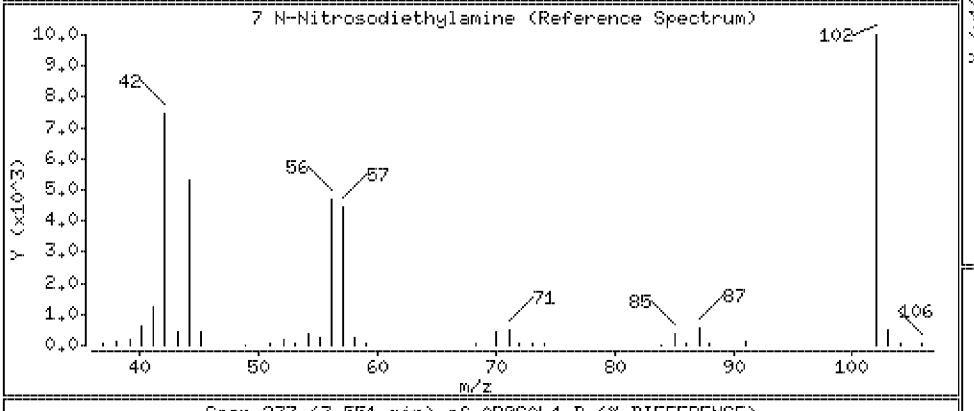

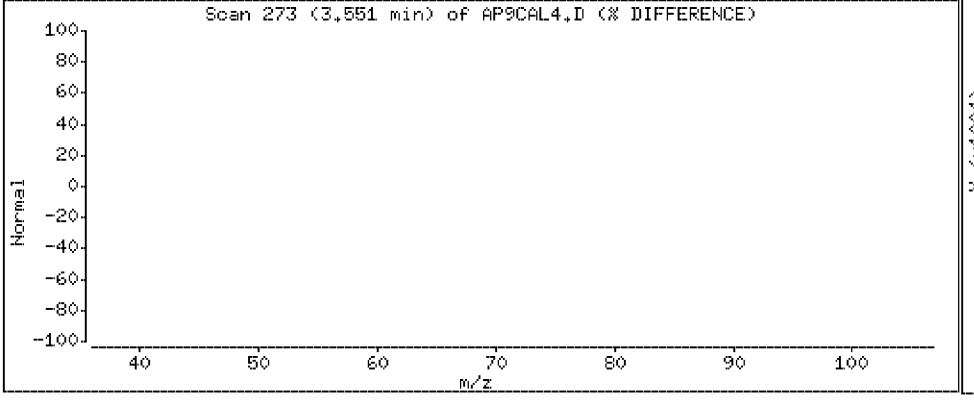

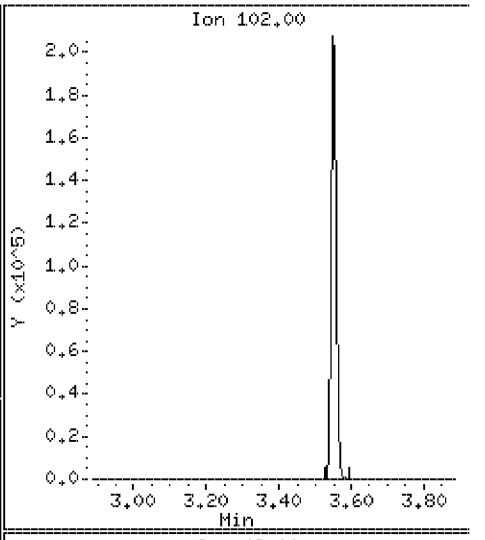

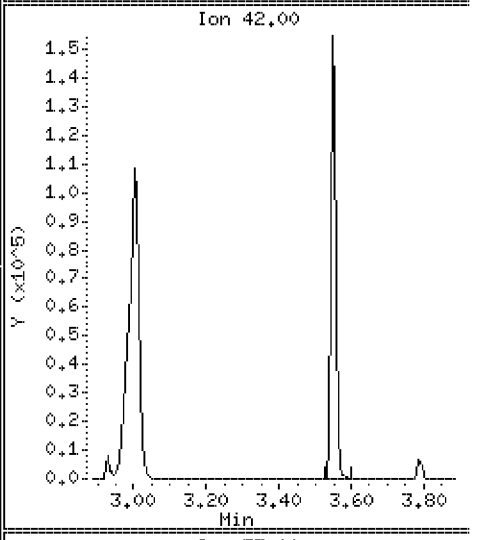

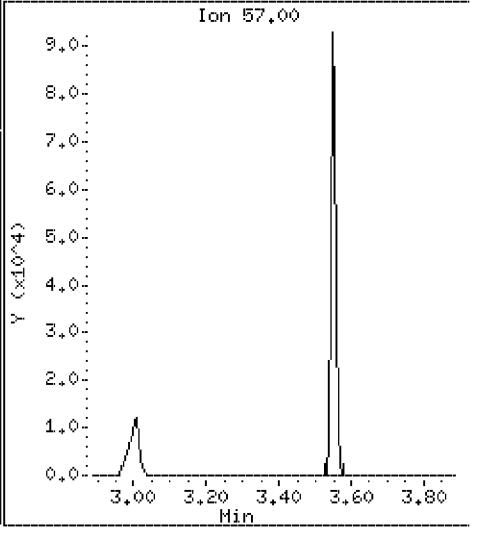

Data File: \\Svecd04\DD\chem\smsd03.i\S3042312.b\AP9CAL4.D

Date : 23-APR-2012 18:17

Client ID: AP9CAL4 | Instrument: smsd03.i

Sample Info: 45958

Purge Volume: 1000.0 | Operator: PEL

Column phase: HPMS-5 | Column diameter: 0.25

8 Ethyl Methanesulfonate | Concentration: 45.8 ug/l

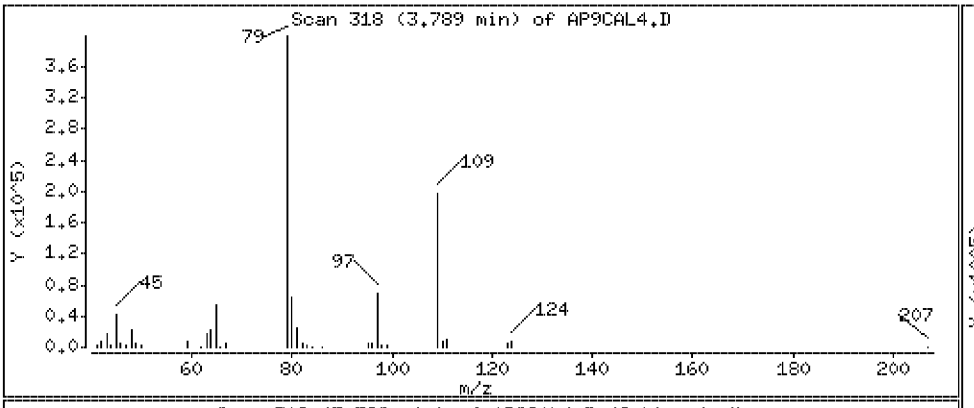

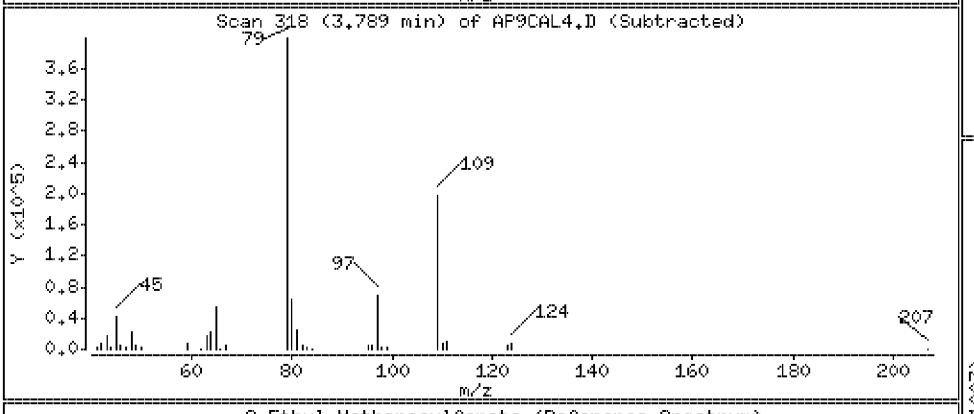

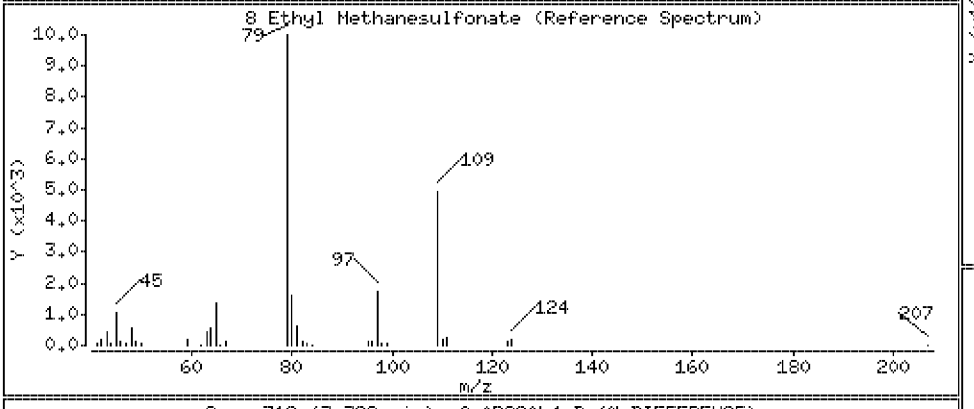

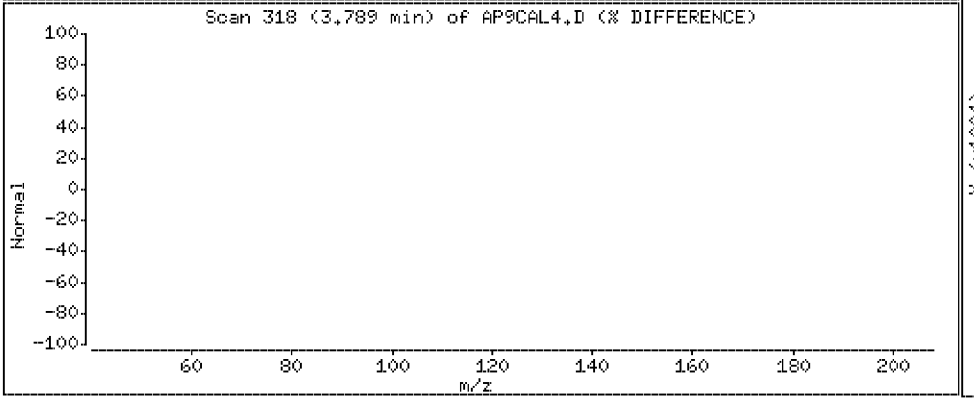

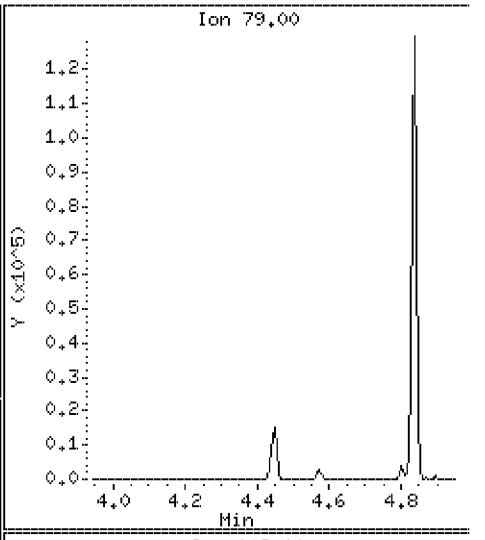

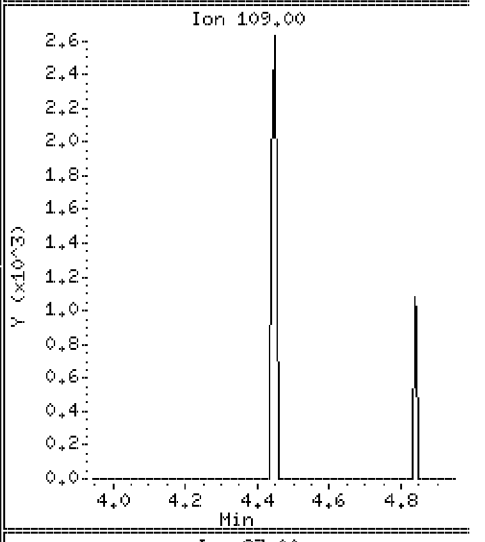

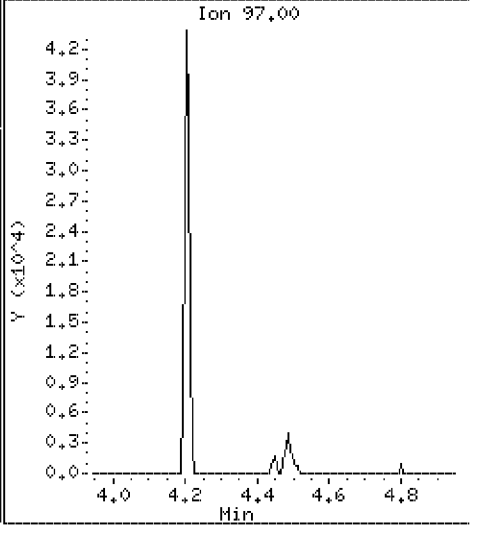

Data File: \\Svecd04\DD\chem\smsd03.i\S3042312.b\AP9CAL4.D

Date : 23-APR-2012 18:17

Client ID: AP9CAL4

Instrument: smsd03.i

Sample Info: 45958

Purge Volume: 1000.0

Operator: PEL

Column phase: HPMS-5

Column diameter: 0.25

12 Pentachloroethane

Concentration: 46.0 ug/l

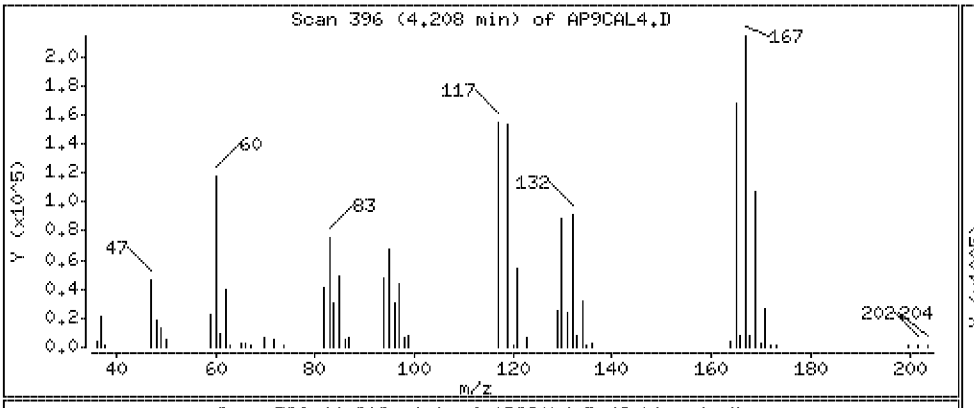

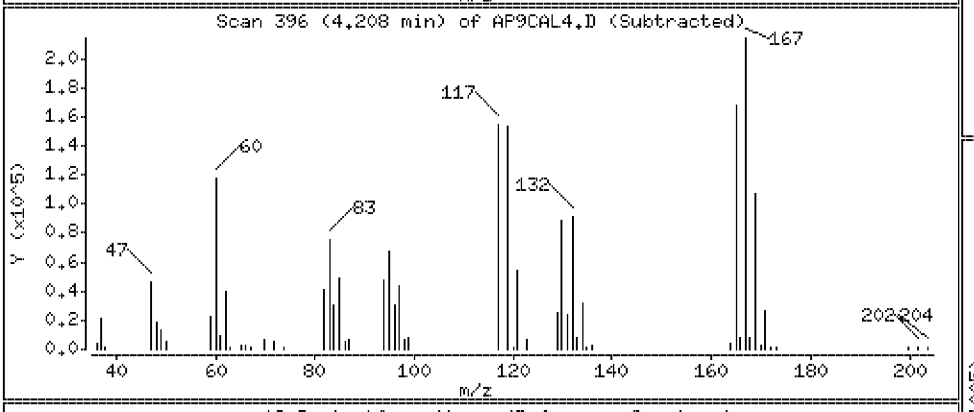

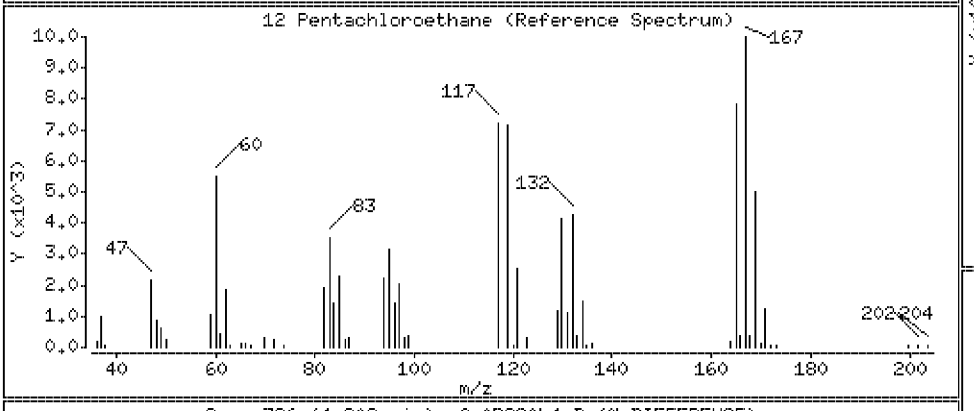

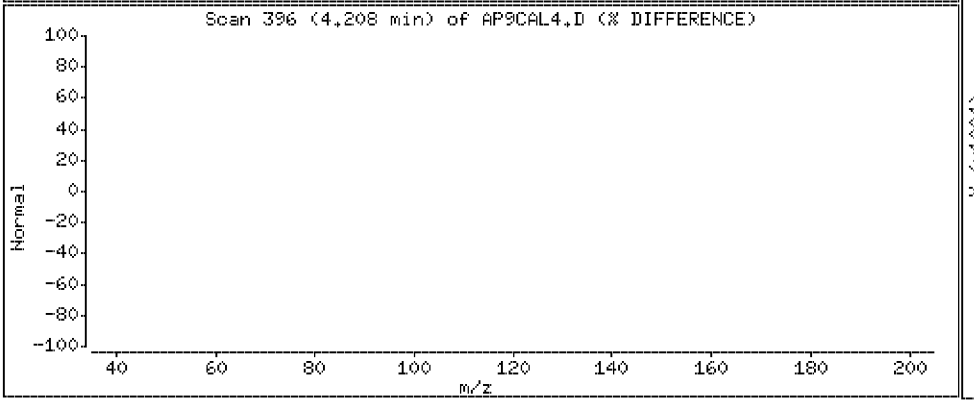

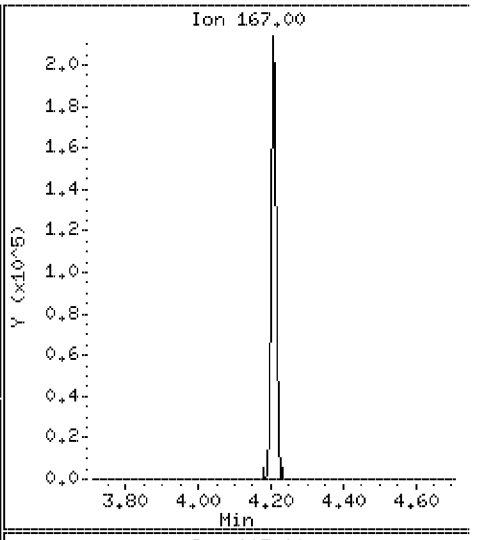

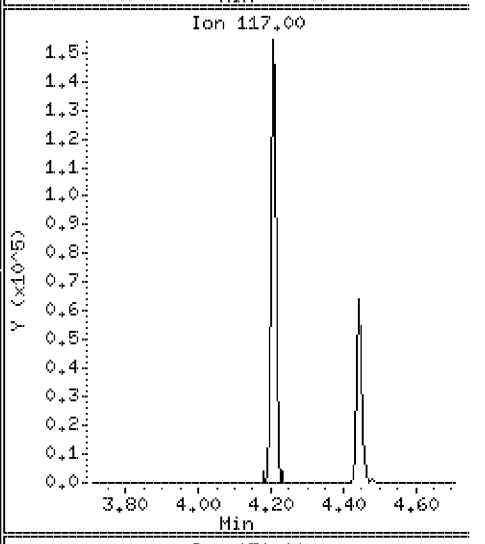

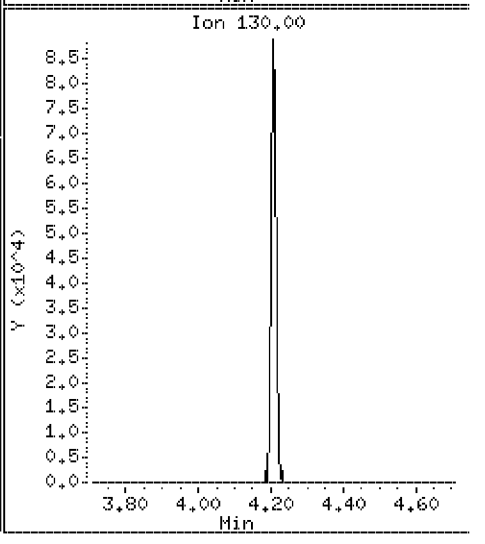

Data File: \\Svecd04\DD\chem\smsd03.i\S3042312.b\AP9CAL4.D

Date : 23-APR-2012 18:17

Client ID: AP9CAL4 | Instrument: smsd03.i

Sample Info: 45958

Purge Volume: 1000.0 | Operator: PEL

Column phase: HPMS-5 | Column diameter: 0.25

24 N-Nitrosopyrrolidine | Concentration: 46.6 ug/l

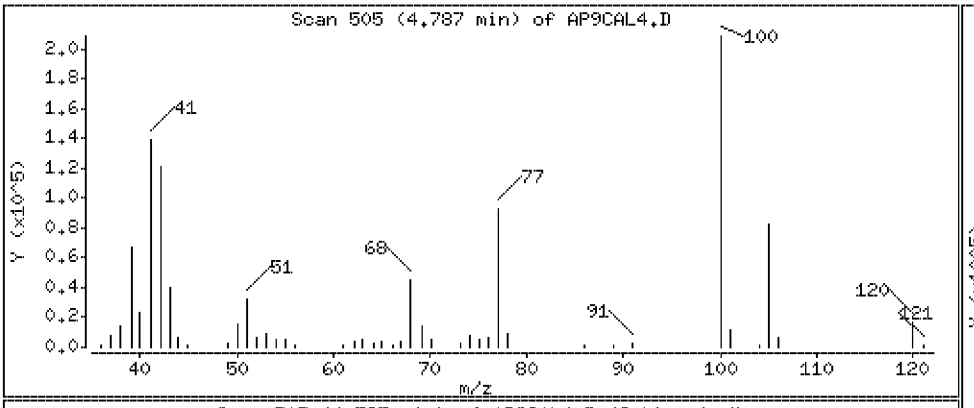

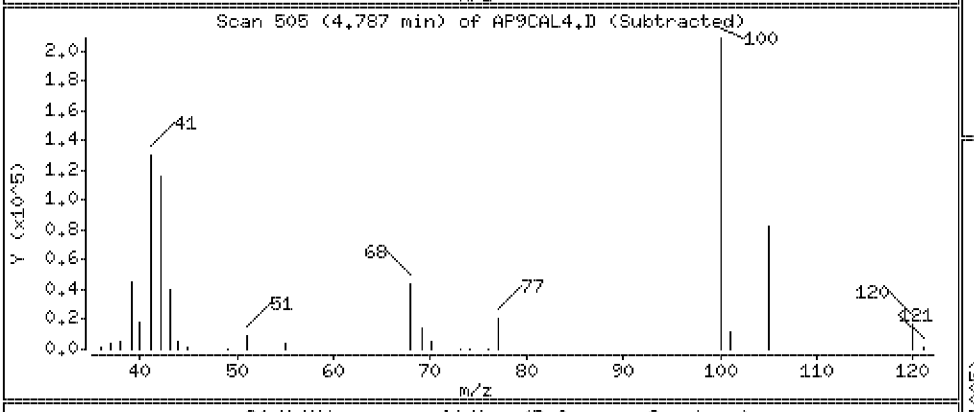

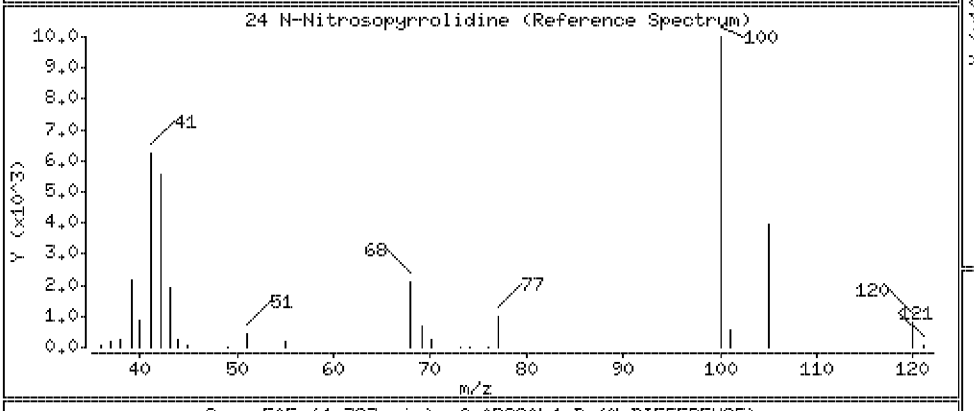

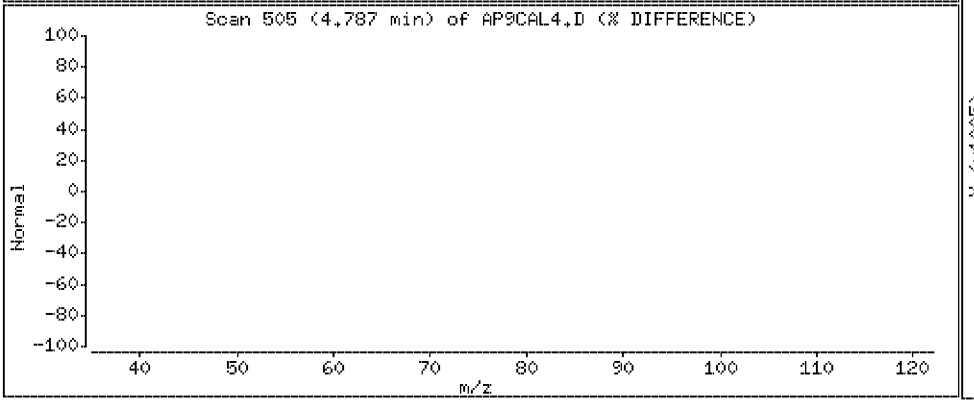

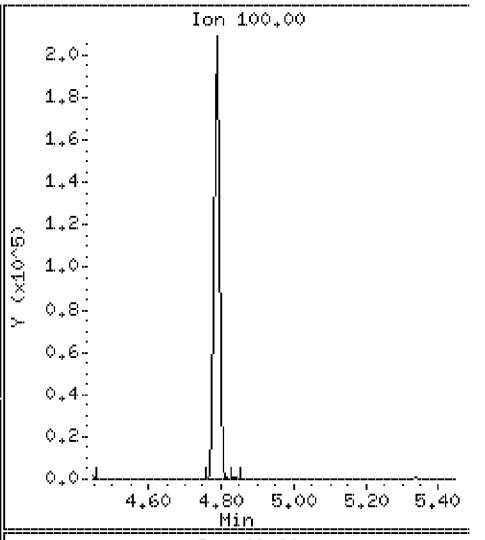

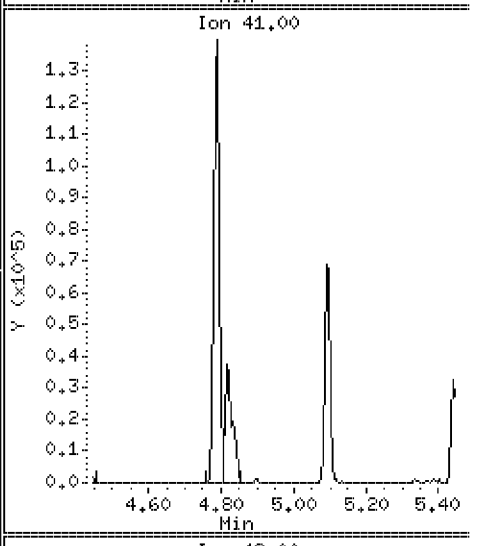

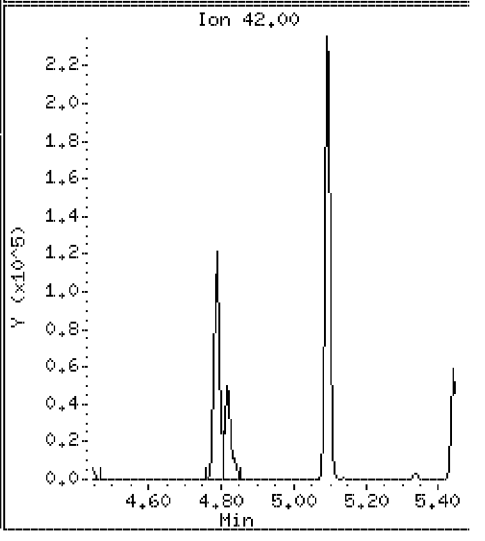

Data File: \\Svecd04\DD\chem\smsd03.i\S3042312.b\AP9CAL4.D

Date : 23-APR-2012 18:17

Client ID: AP9CAL4 | Instrument: smsd03.i

Sample Info: 45958

Purge Volume: 1000.0 | Operator: PEL

Column phase: HPMS-5 | Column diameter: 0.25

25 Acetophenone | Concentration: 44.8 ug/l

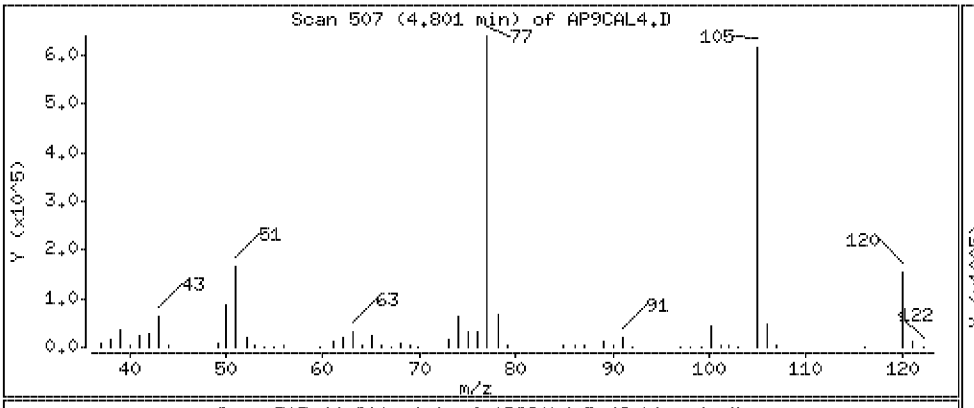

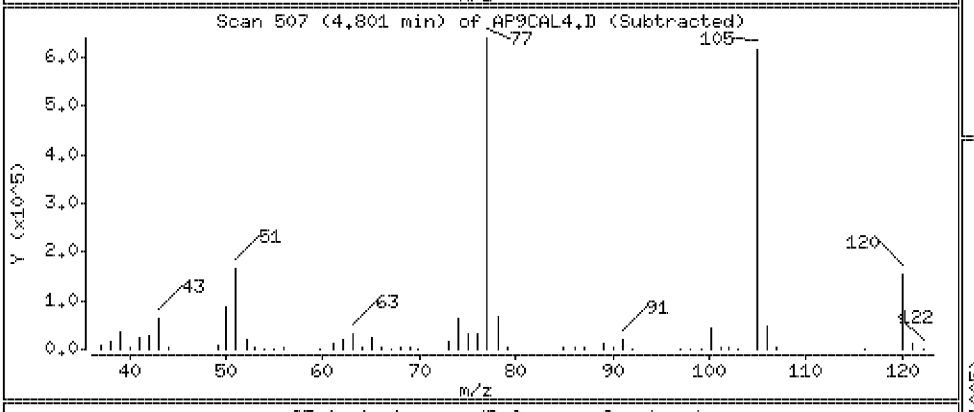

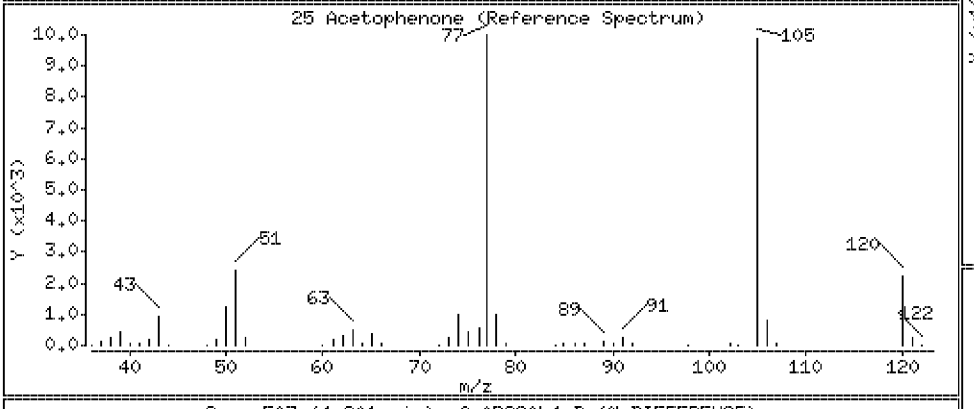

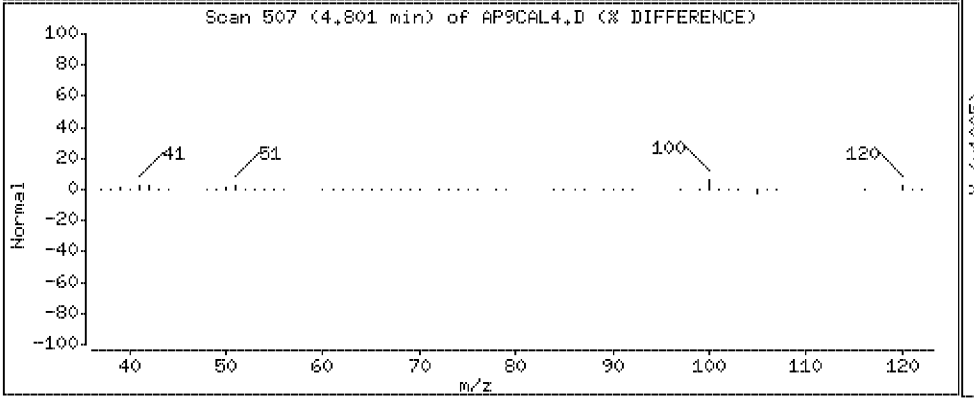

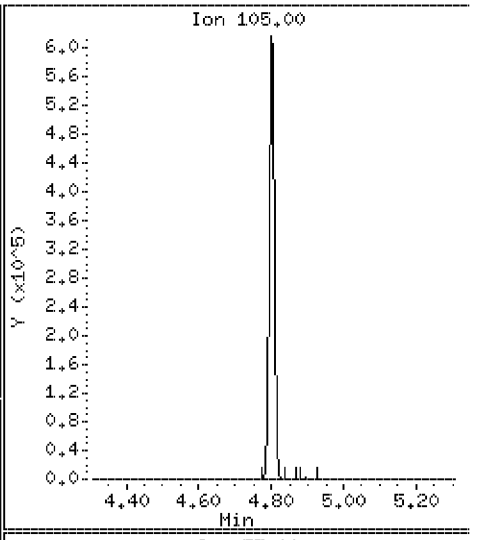

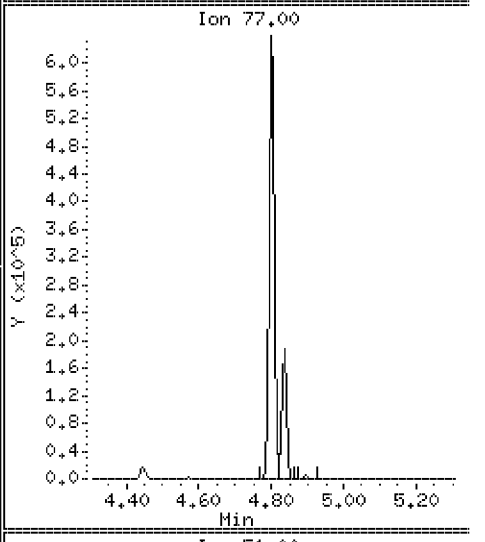

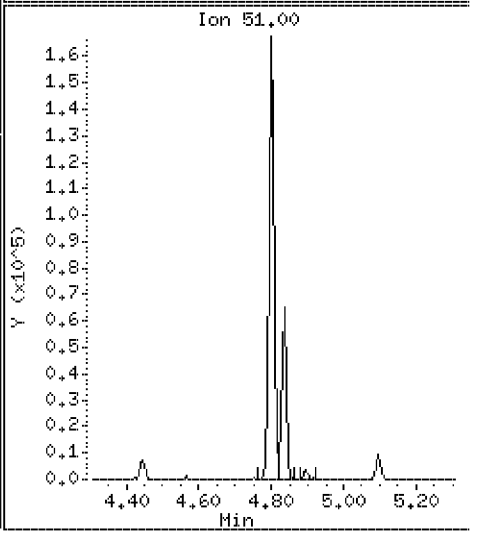

Data File: \\Svecd04\DD\chem\smsd03.i\S3042312.b\AP9CAL4.D

Date : 23-APR-2012 18:17

Client ID: AP9CAL4 | Instrument: smsd03.i

Sample Info: 45958

Purge Volume: 1000.0 | Operator: PEL

Column phase: HPMS-5 | Column diameter: 0.25

27 N-Nitrosomorpholine | Concentration: 46.2 ug/l

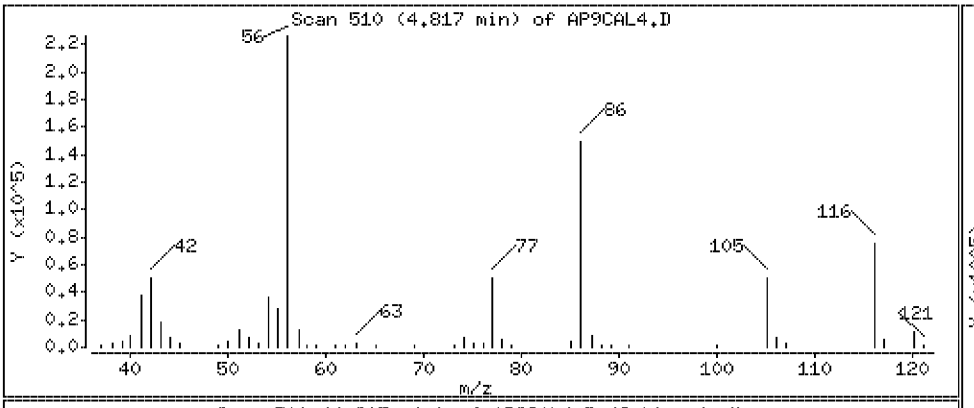

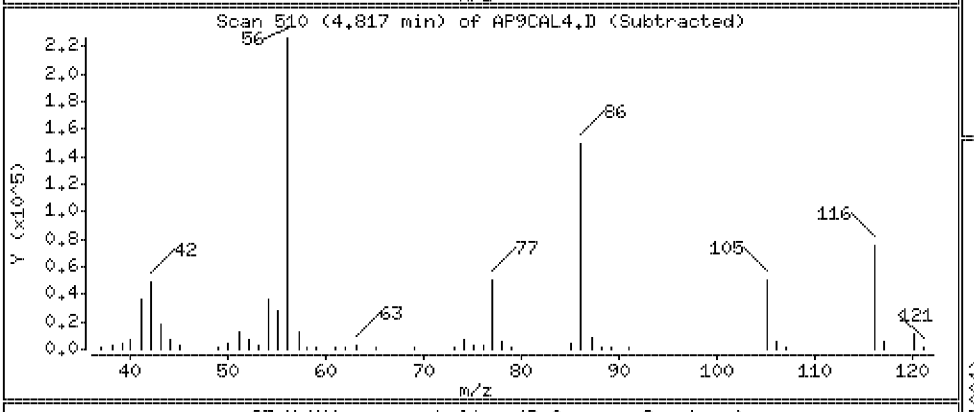

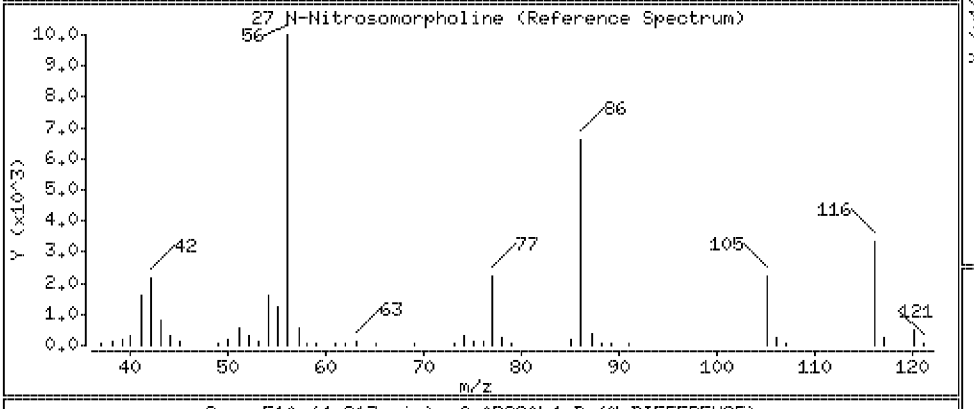

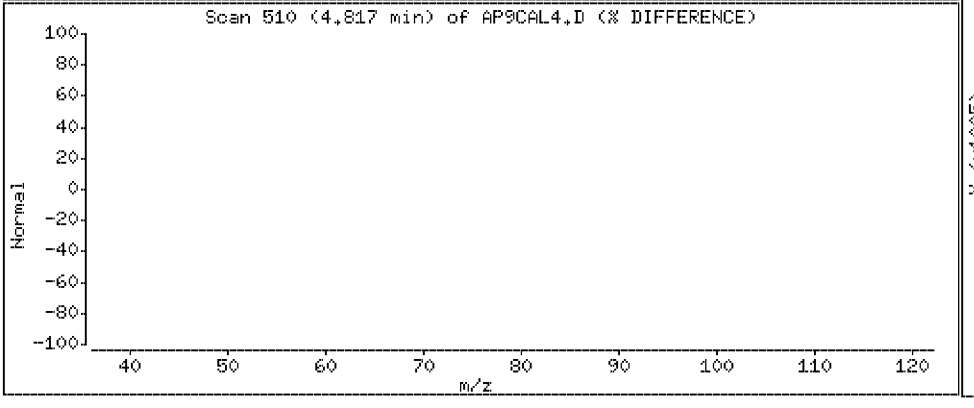

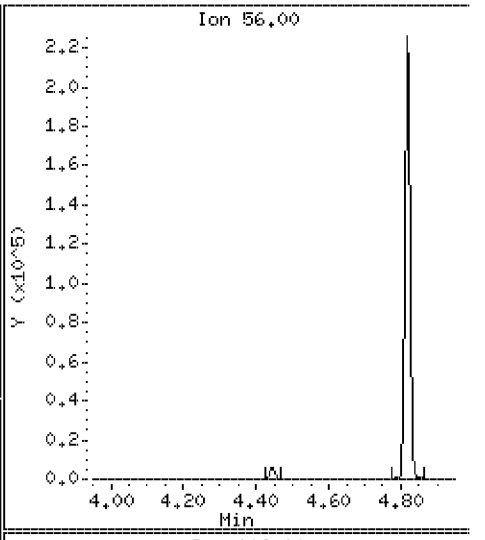

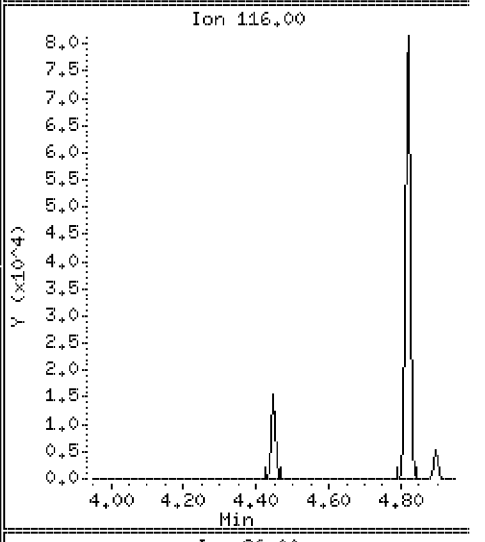

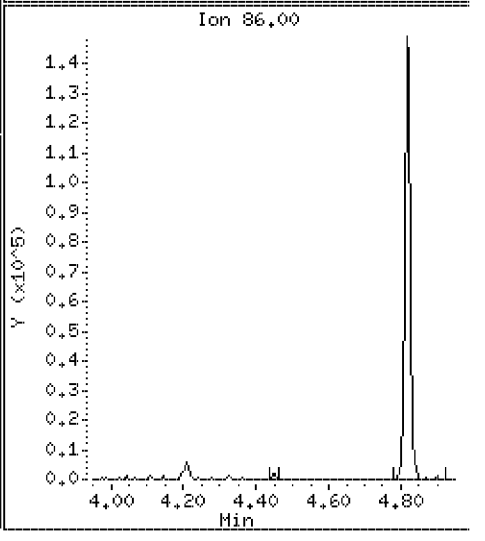

Data File: \\Svecd04\DD\chem\smsd03.i\S3042312.b\AP9CAL4.D

Date : 23-APR-2012 18:17

Client ID: AP9CAL4 | Instrument: smsd03.i

Sample Info: 45958

Purge Volume: 1000.0 | Operator: PEL

Column phase: HPMS-5 | Column diameter: 0.25

29 o-Toluidine | Concentration: 46.7 ug/l

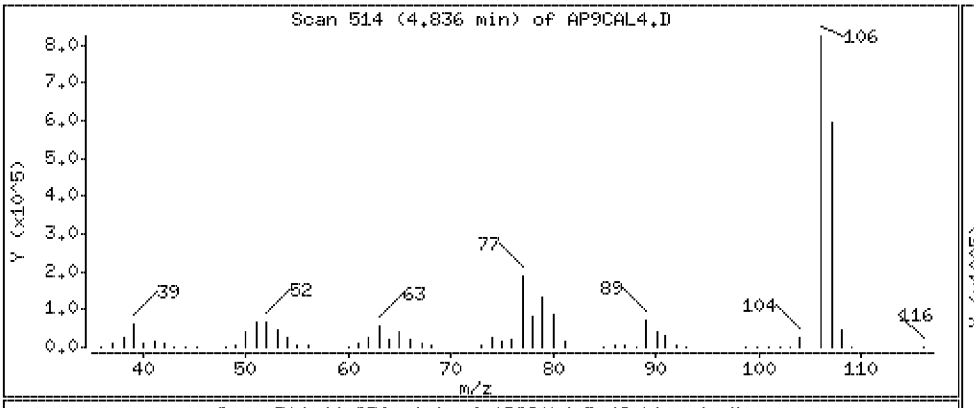

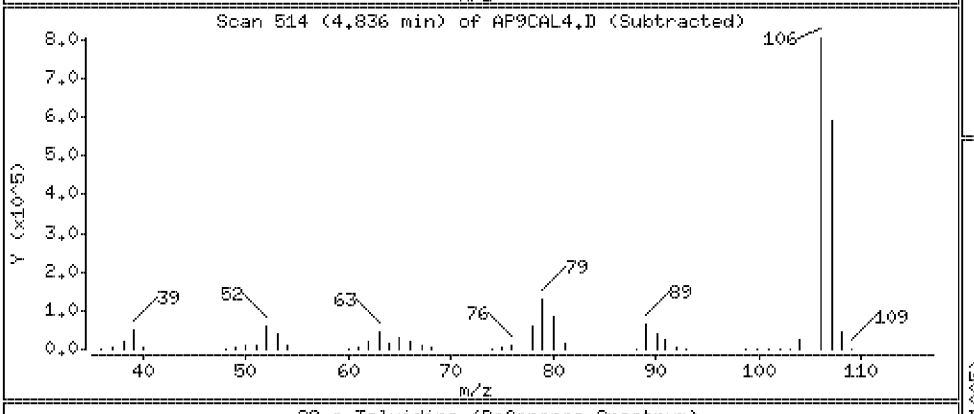

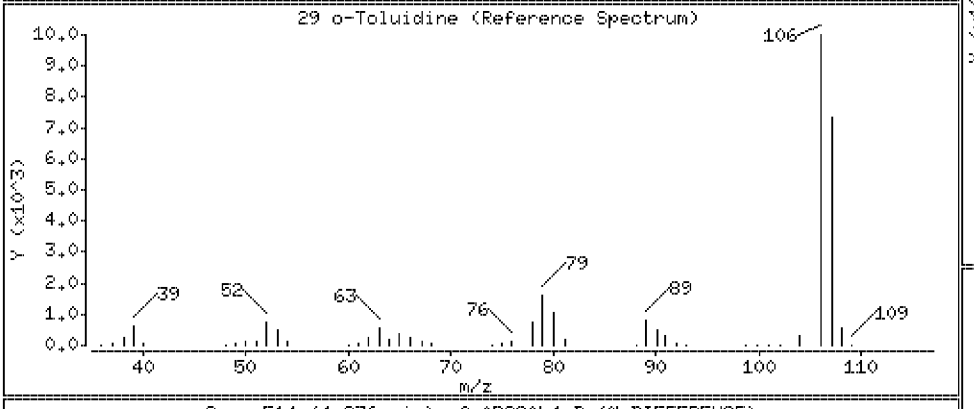

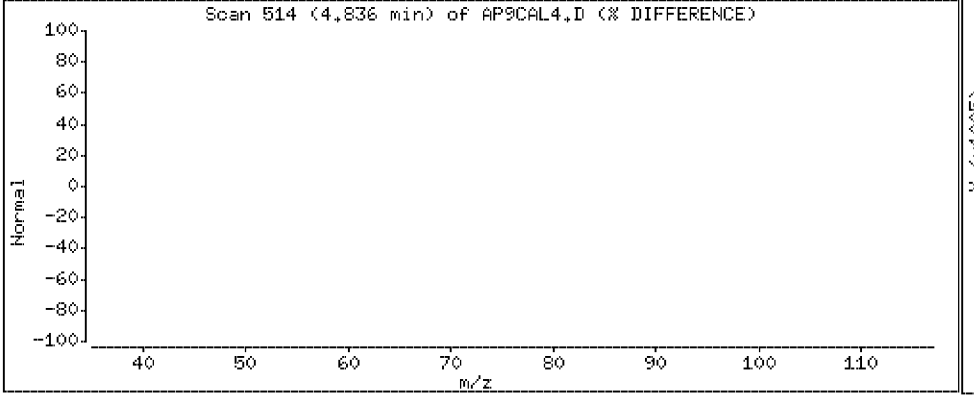

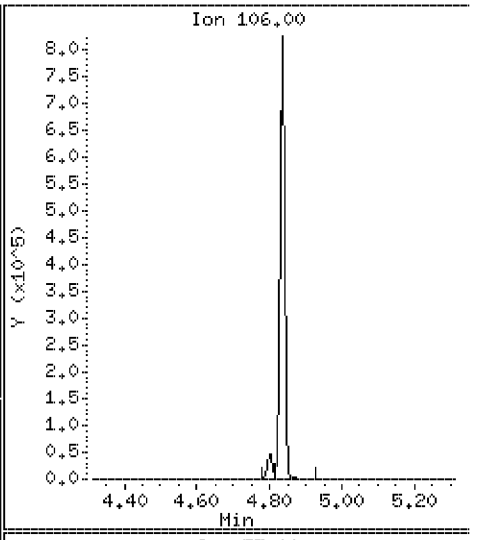

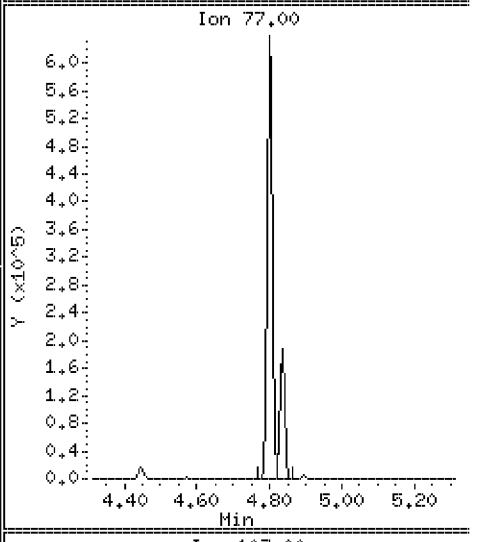

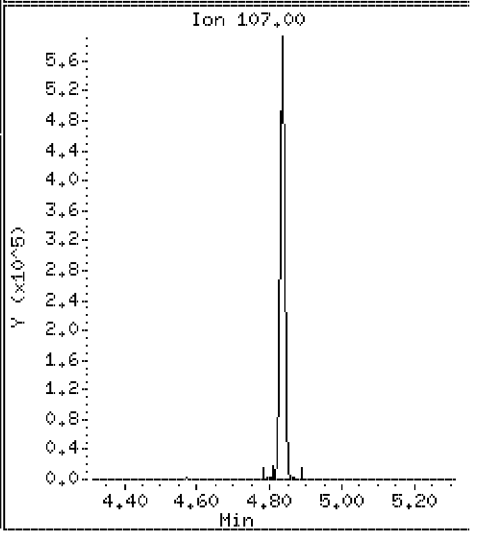

Data File: \\Svecd04\DD\chem\smsd03.i\S3042312.b\AP9CAL4.D

Date : 23-APR-2012 18:17

Client ID: AP9CAL4 | Instrument: smsd03.i

Sample Info: 45958

Purge Volume: 1000.0 | Operator: PEL

Column phase: HPMS-5 | Column diameter: 0.25

33 N-Nitrosopiperidine | Concentration: 47.3 ug/l

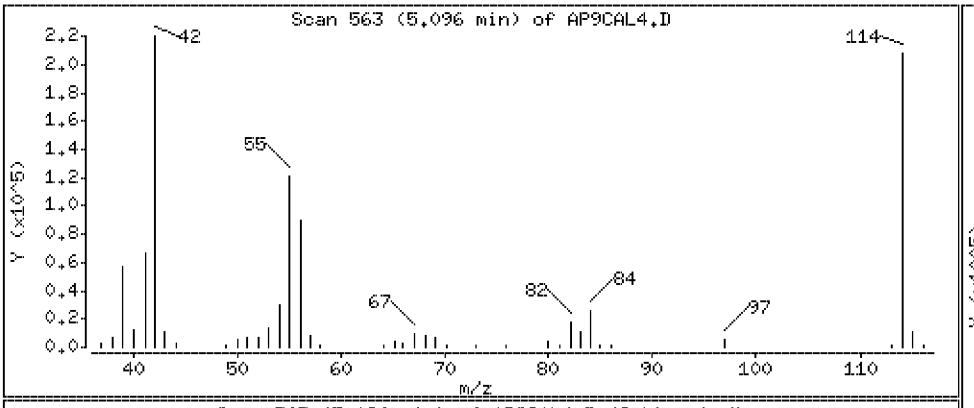

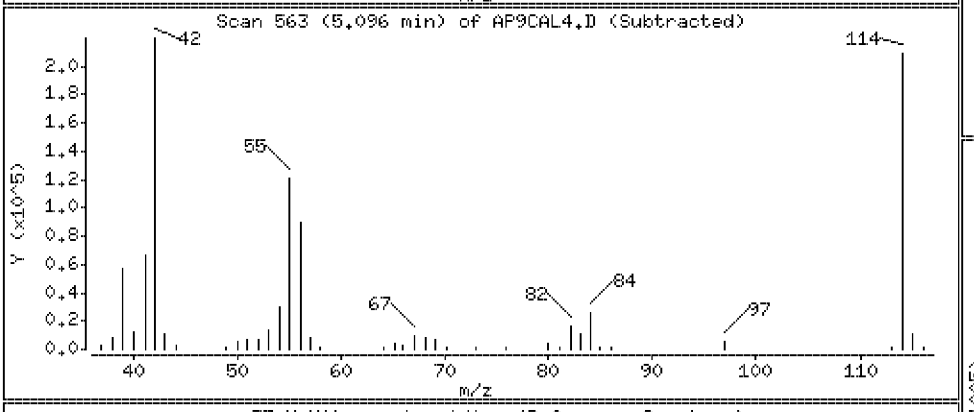

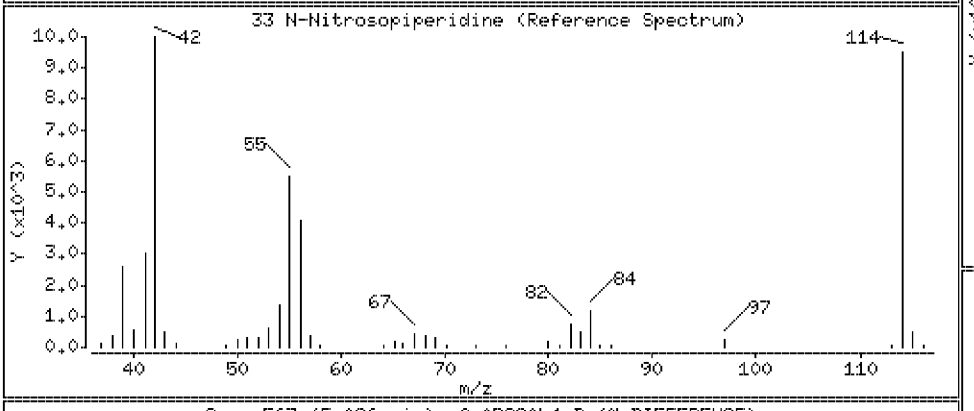

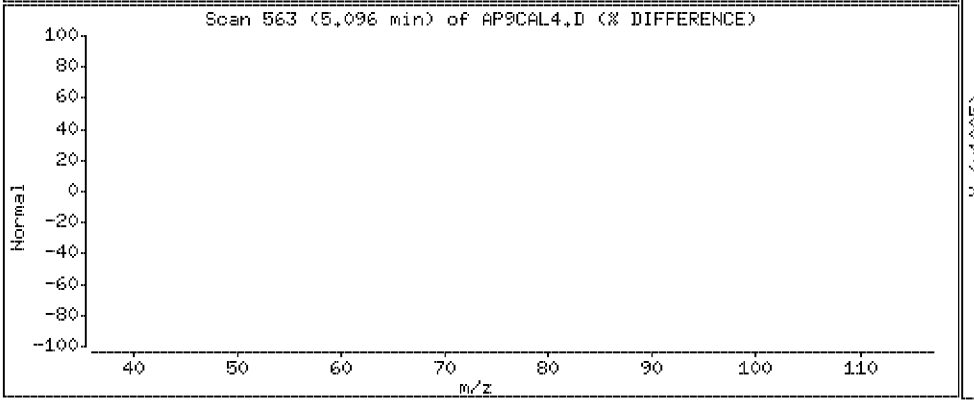

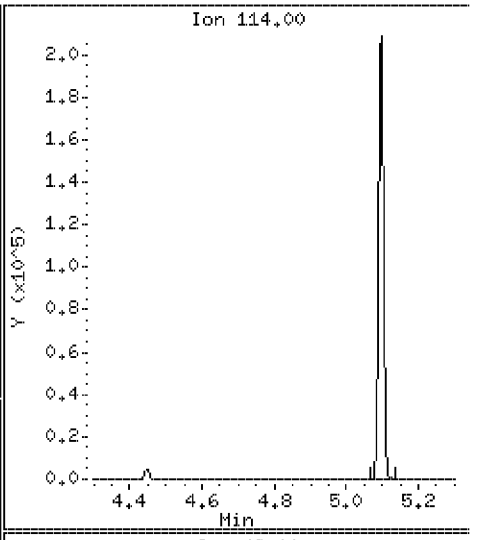

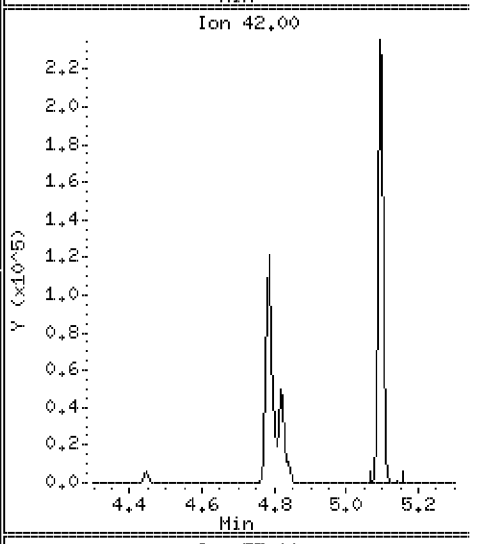

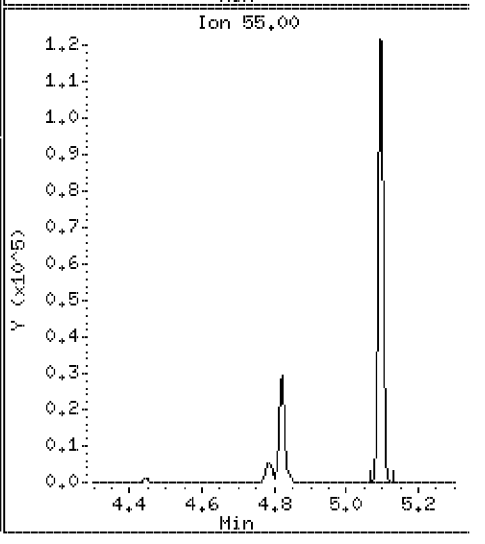

Data File: \\Svecd04\DD\chem\smsd03.i\S3042312.b\AP9CAL4.D

Date : 23-APR-2012 18:17

Client ID: AP9CAL4 | Instrument: smsd03.i

Sample Info: 45958

Purge Volume: 1000.0 | Operator: PEL

Column phase: HPMS-5 | Column diameter: 0.25

37 o,o,o-Triethylphosphorothioate | Concentration: 45.1 ug/l

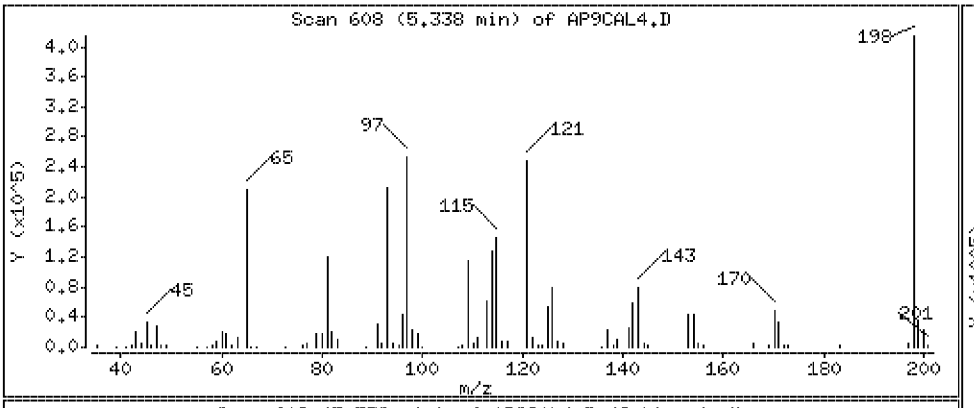

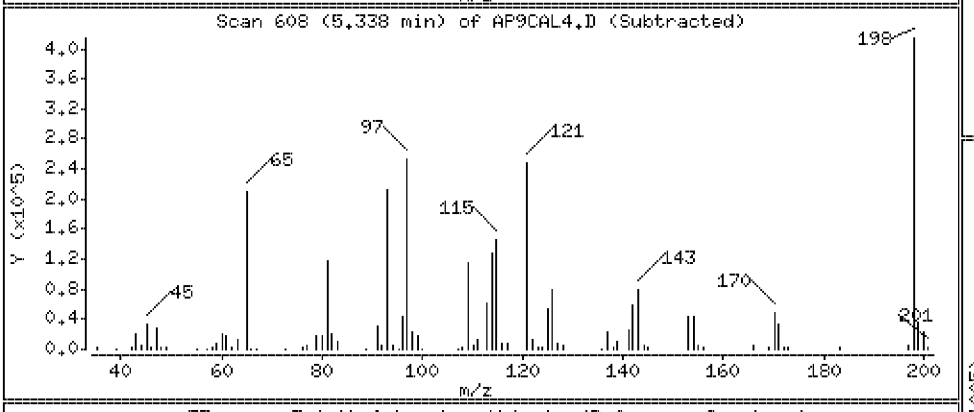

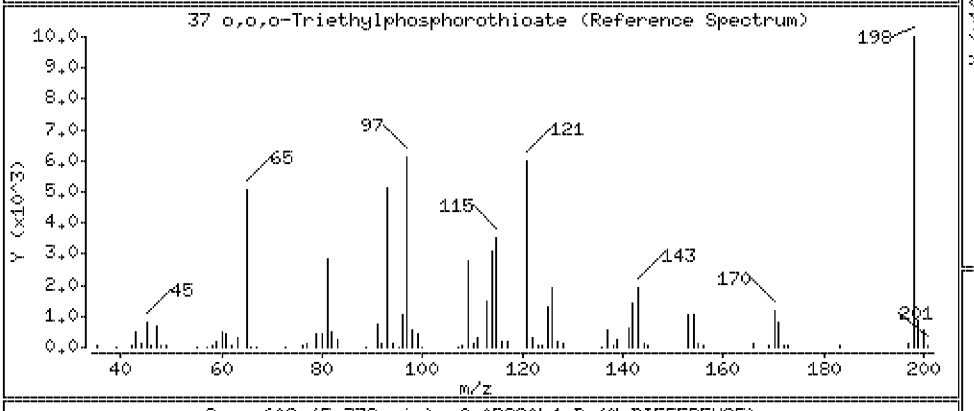

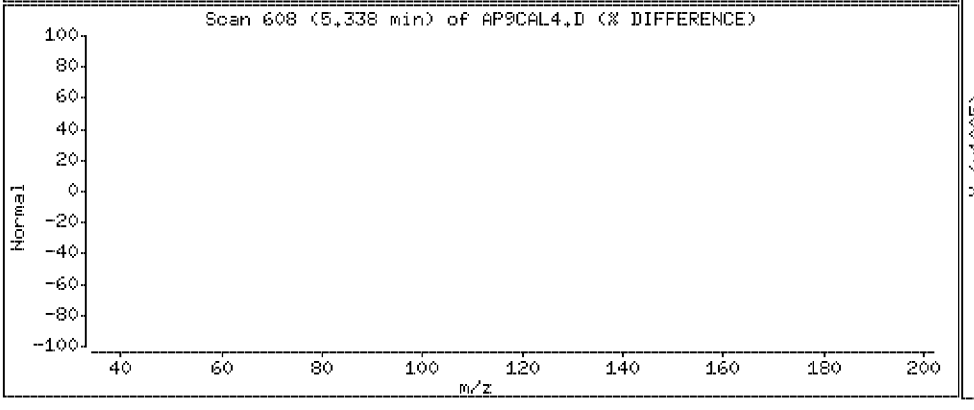

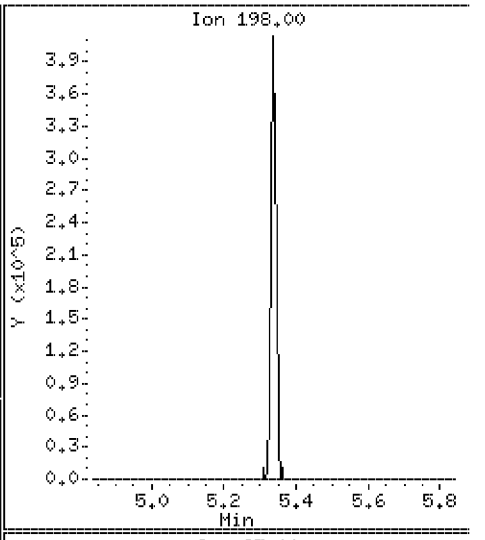

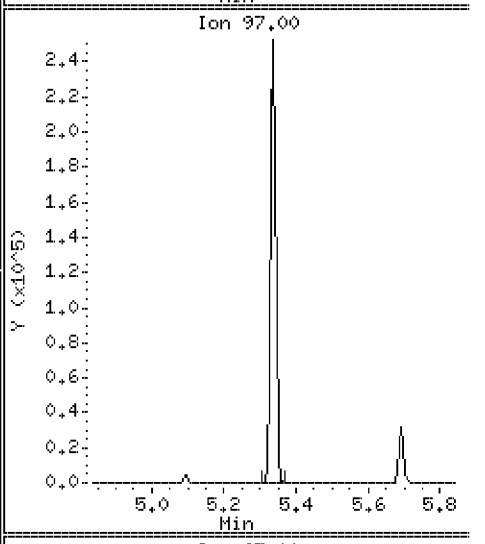

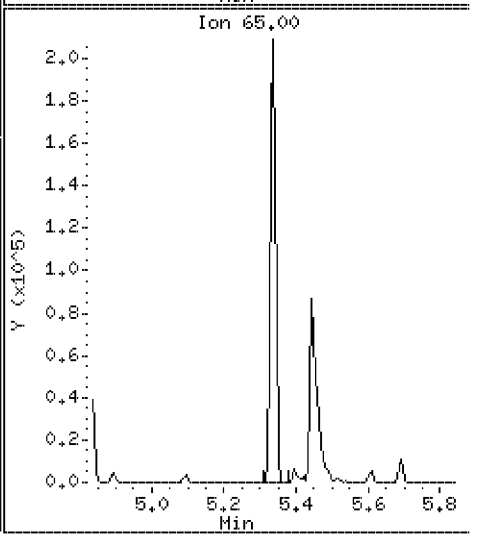

Data File: \\Svecd04\DD\chem\smsd03.i\S3042312.b\AP9CAL4.D

Date : 23-APR-2012 18:17

Client ID: AP9CAL4

Instrument: smsd03.i

Sample Info: 45958

Purge Volume: 1000.0

Operator: PEL

Column phase: HPMS-5

Column diameter: 0.25

39 a,a-Dimethylphenethylamine

Concentration: 47.3 ug/l

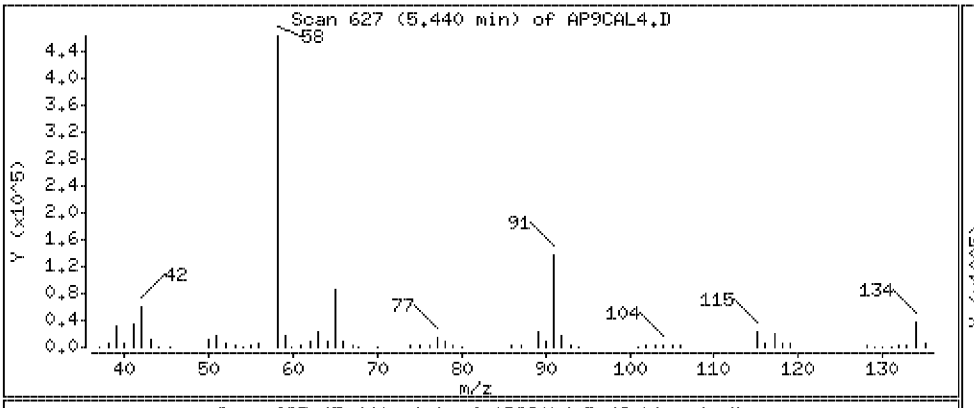

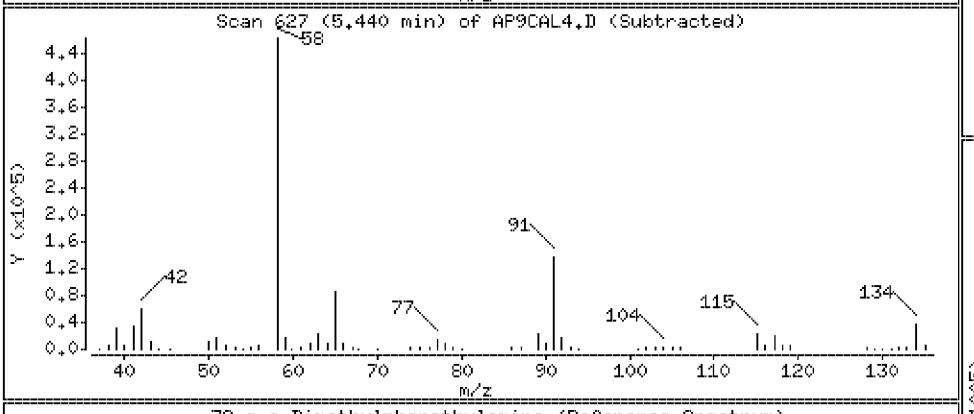

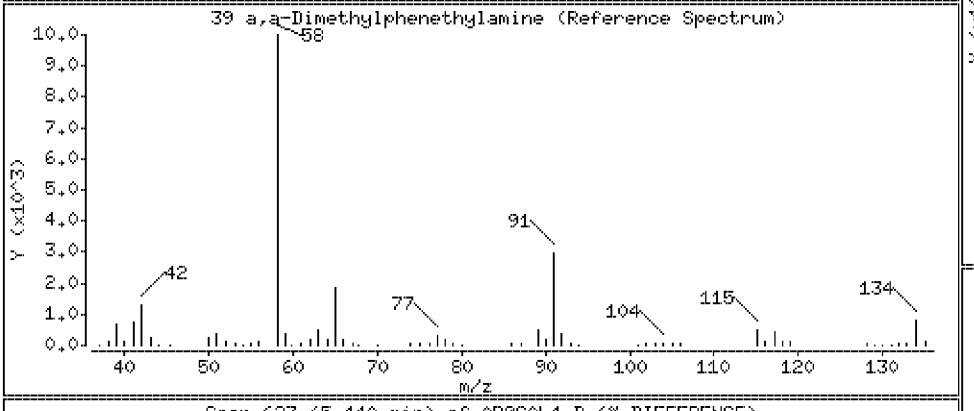

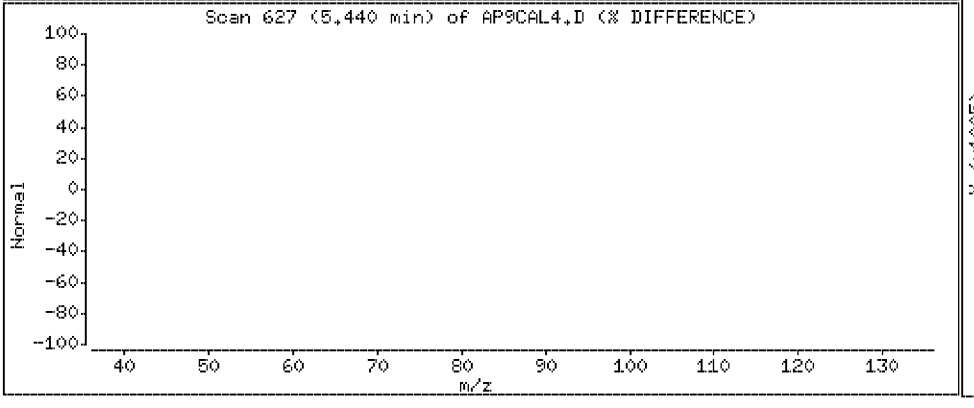

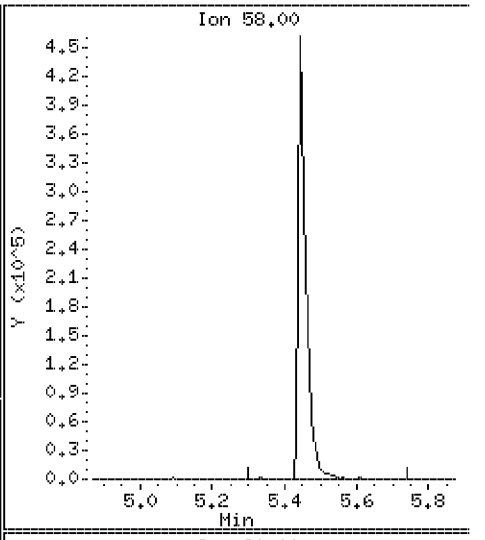

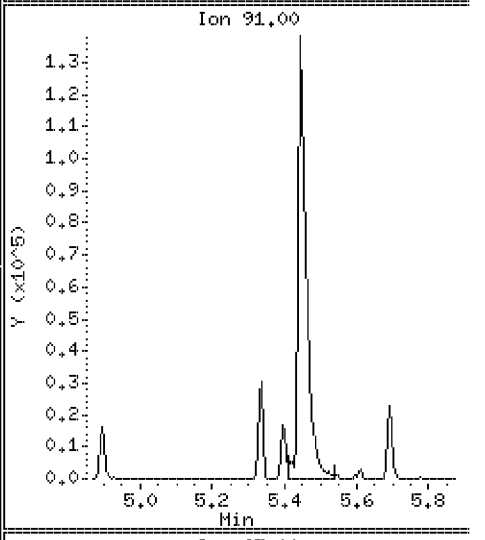

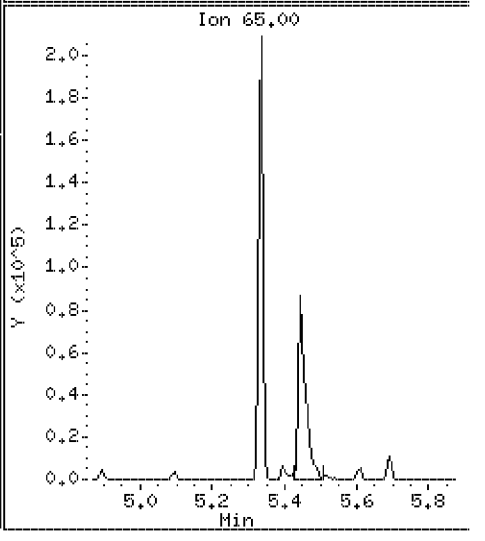

Data File: \\Svecd04\DD\chem\smsd03.i\S3042312.b\AP9CAL4.D

Date : 23-APR-2012 18:17

Client ID: AP9CAL4 | Instrument: smsd03.i

Sample Info: 45958

Purge Volume: 1000.0 | Operator: PEL

Column phase: HPMS-5 | Column diameter: 0.25

46 2,6-Dichlorophenol | Concentration: 46.1 ug/l

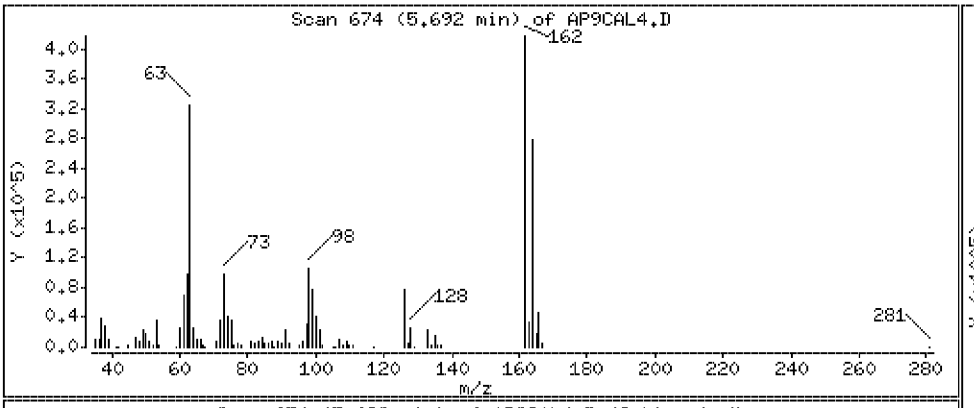

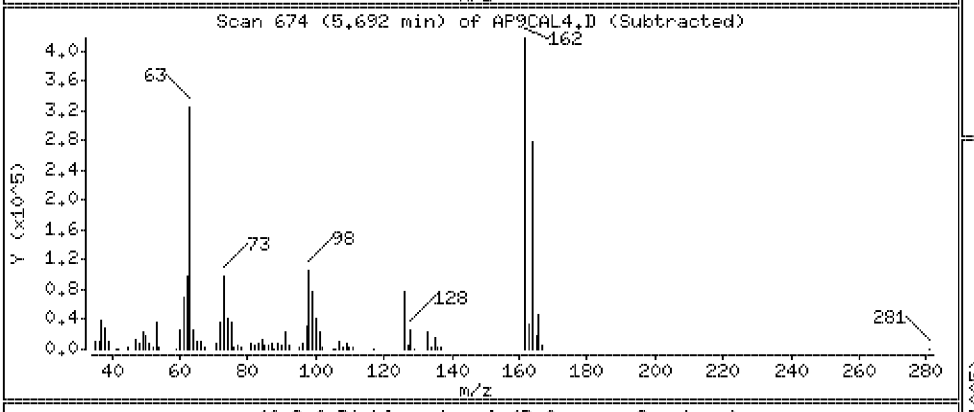

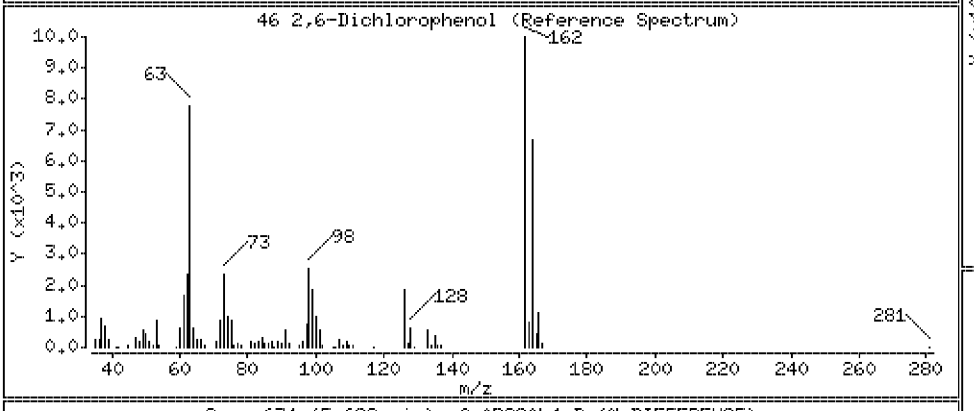

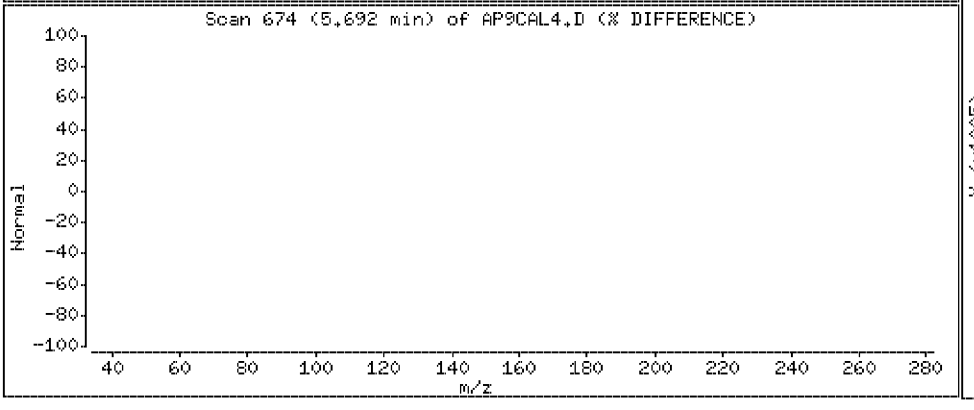

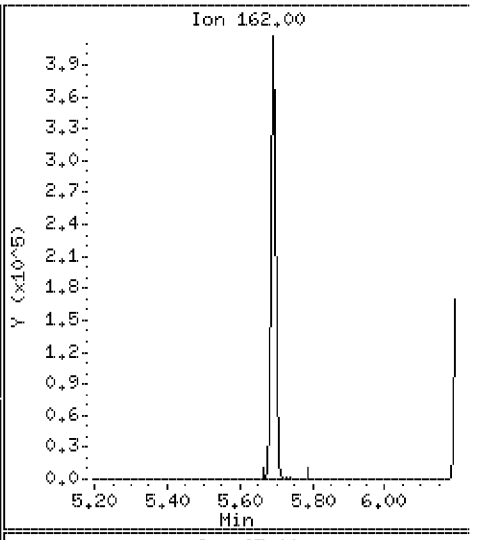

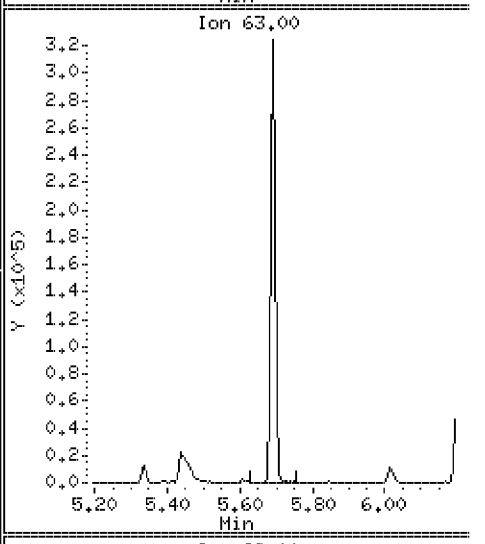

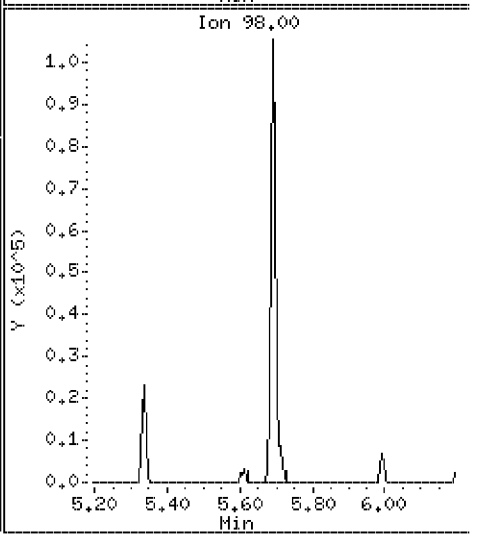

Data File: \\Svecd04\DD\chem\smsd03.i\S3042312.b\AP9CAL4.D

Date : 23-APR-2012 18:17

Client ID: AP9CAL4

Instrument: smsd03.i

Sample Info: 45958

Purge Volume: 1000.0

Operator: PEL

Column phase: HPMS-5

Column diameter: 0.25

47 Hexachloropropene

Concentration: 45.3 ug/l

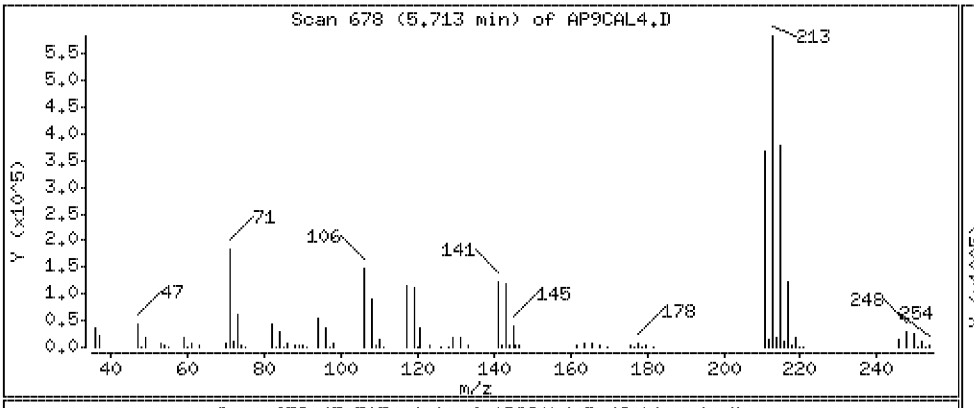

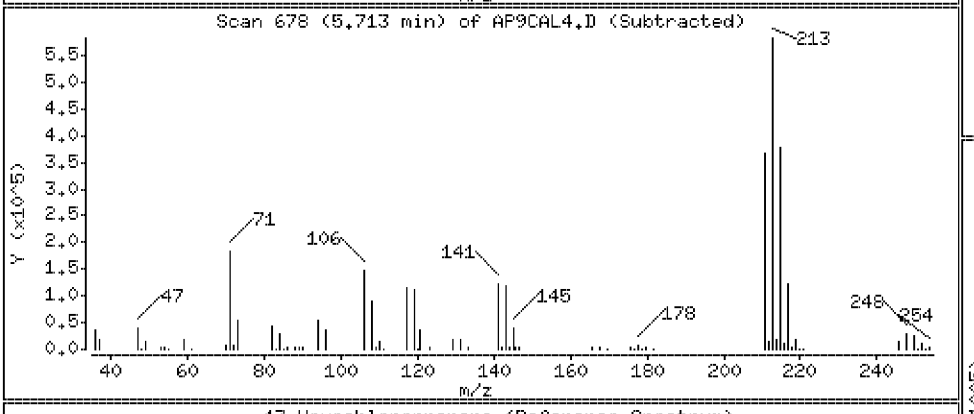

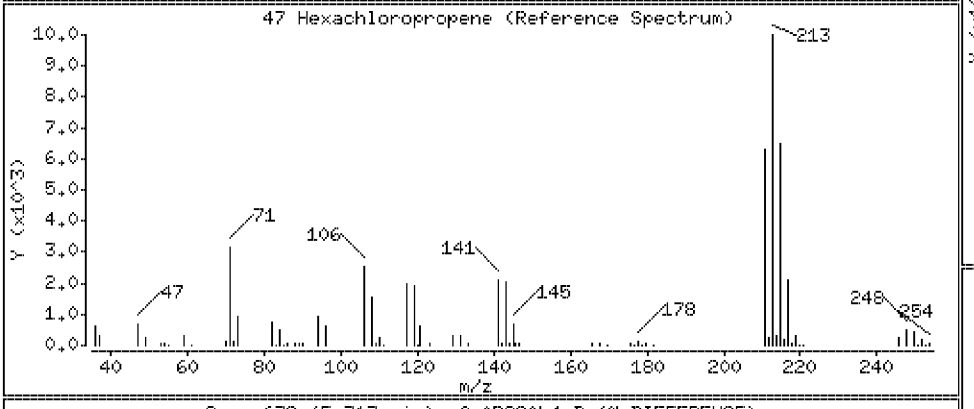

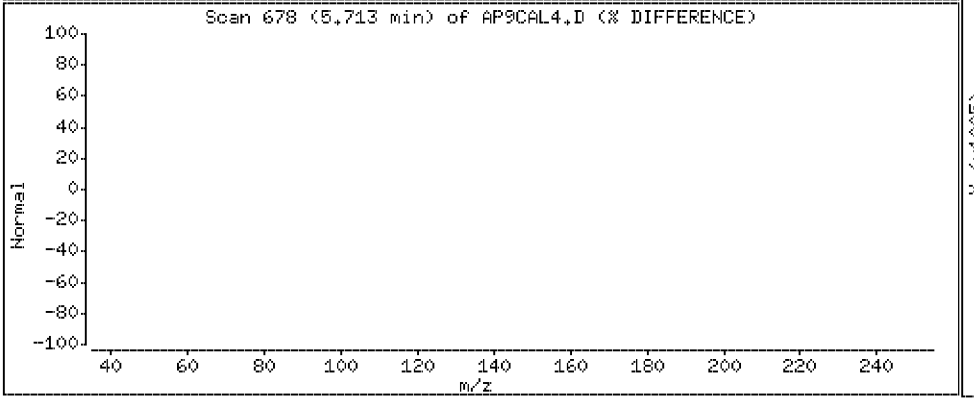

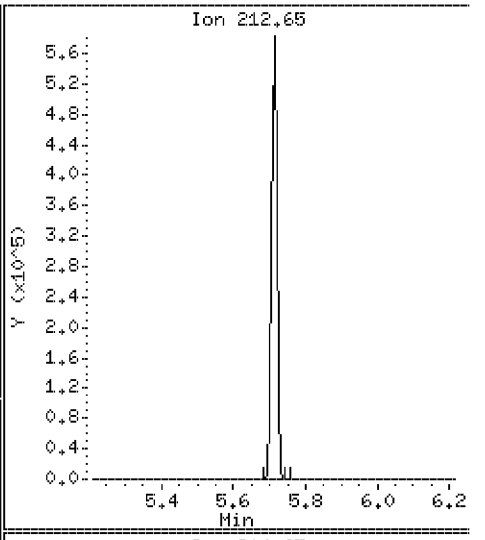

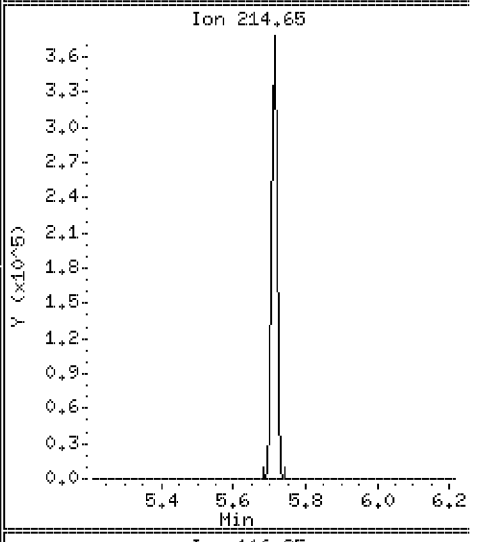

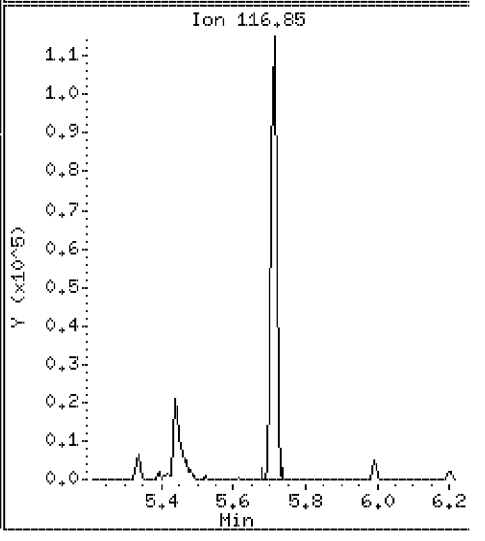

Data File: \\Svecd04\DD\chem\smsd03.i\S3042312.b\AP9CAL4.D

Date : 23-APR-2012 18:17

Client ID: AP9CAL4 | Instrument: smsd03.i

Sample Info: 45958

Purge Volume: 1000.0 | Operator: PEL

Column phase: HPMS-5 | Column diameter: 0.25

49 N-Nitrosodi-n-butylamine | Concentration: 46.1 ug/l

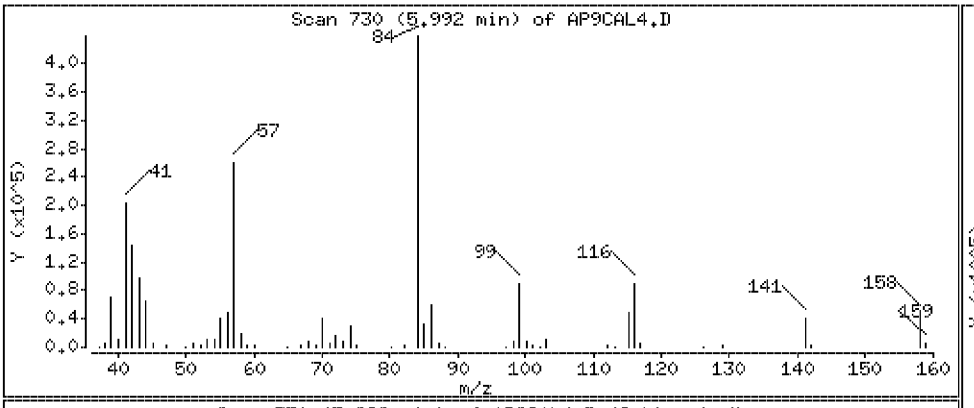

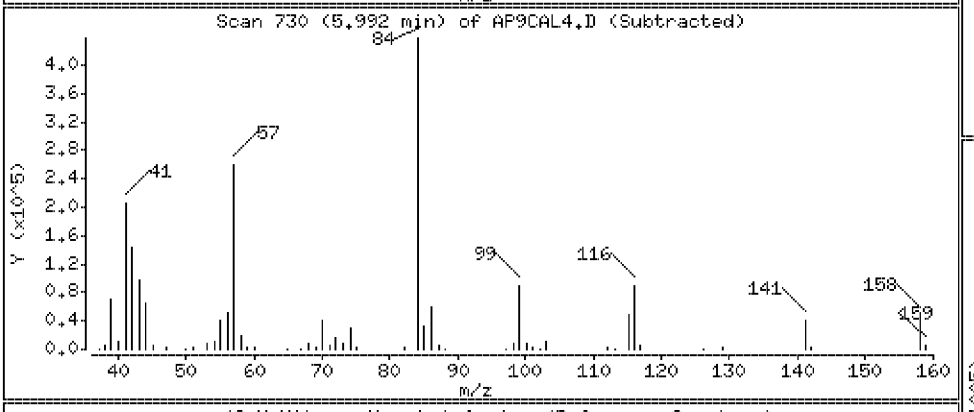

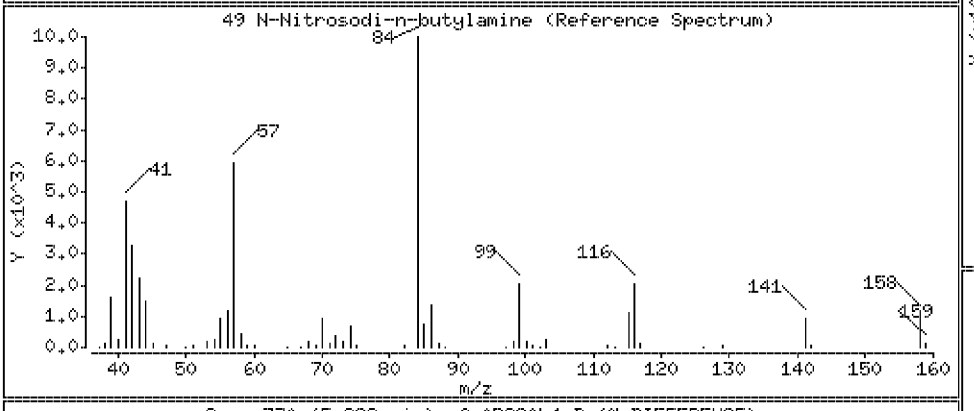

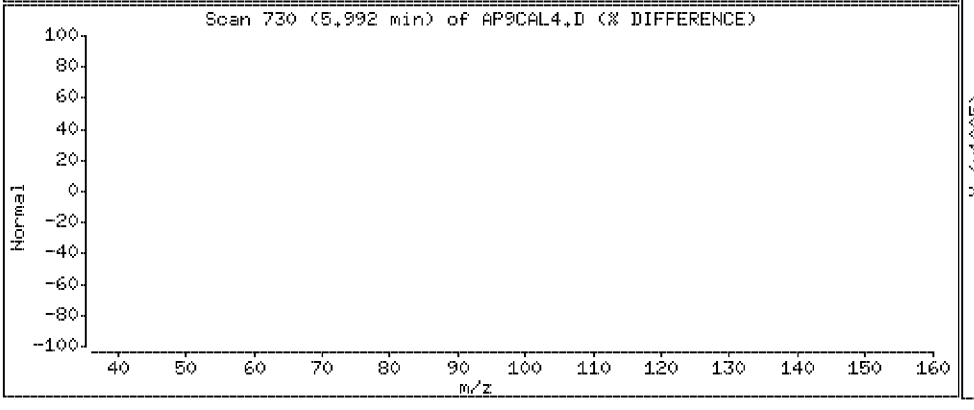

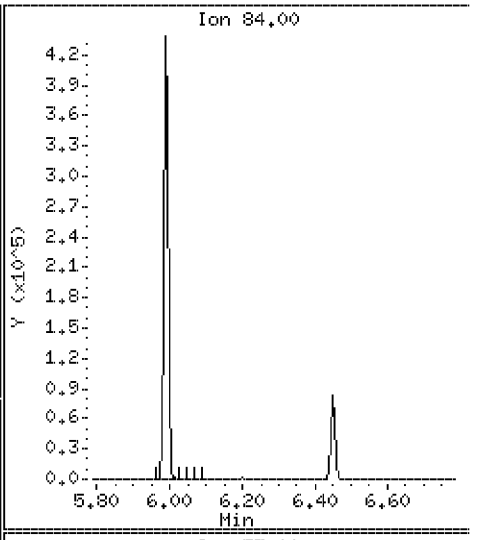

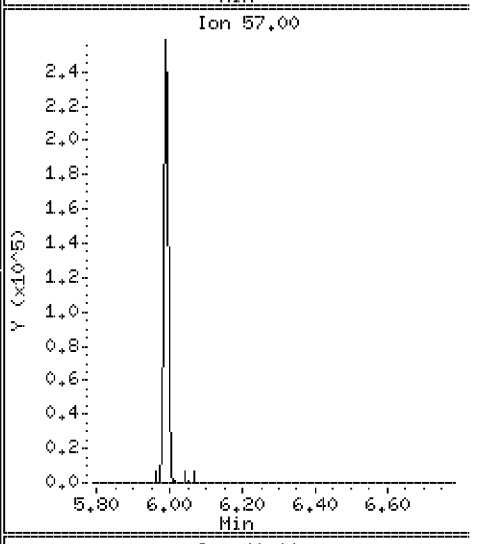

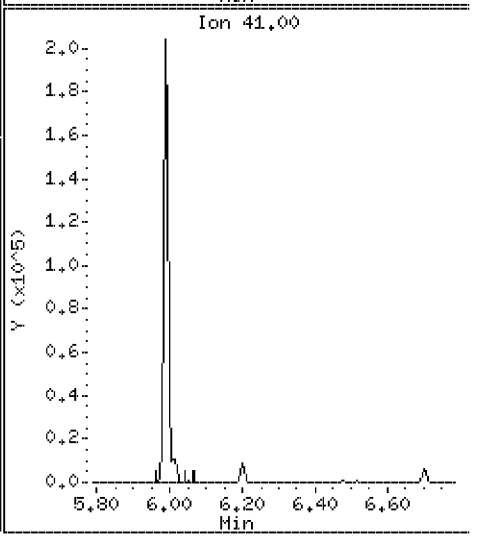

Data File: \\Svecd04\DD\chem\smsd03.i\S3042312.b\AP9CAL4.D

Date : 23-APR-2012 18:17

Client ID: AP9CAL4 | Instrument: smsd03.i

Sample Info: 45958

Purge Volume: 1000.0 | Operator: PEL

Column phase: HPMS-5 | Column diameter: 0.25

52 Isosafrole | Concentration: 44.9 ug/l

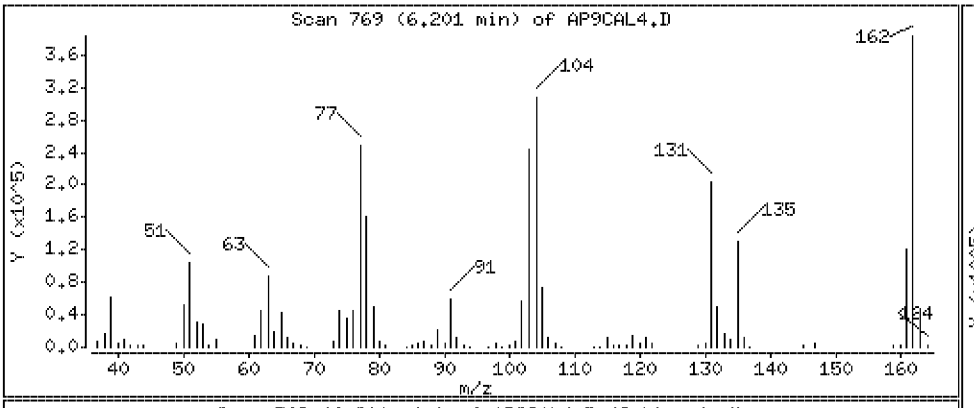

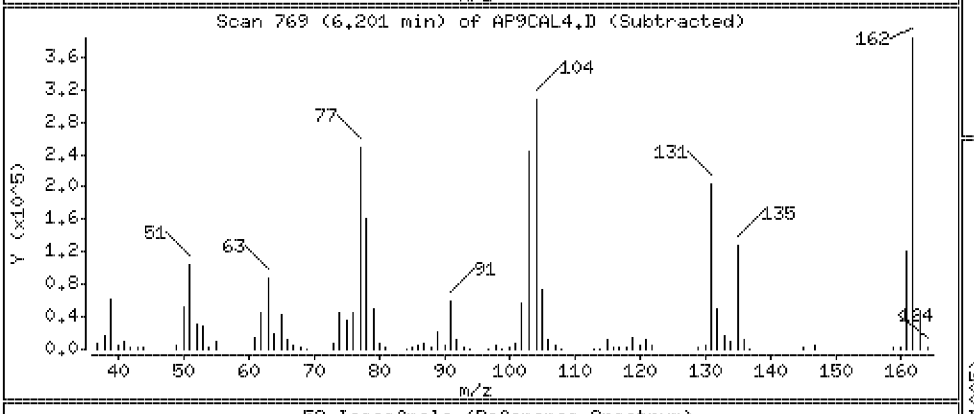

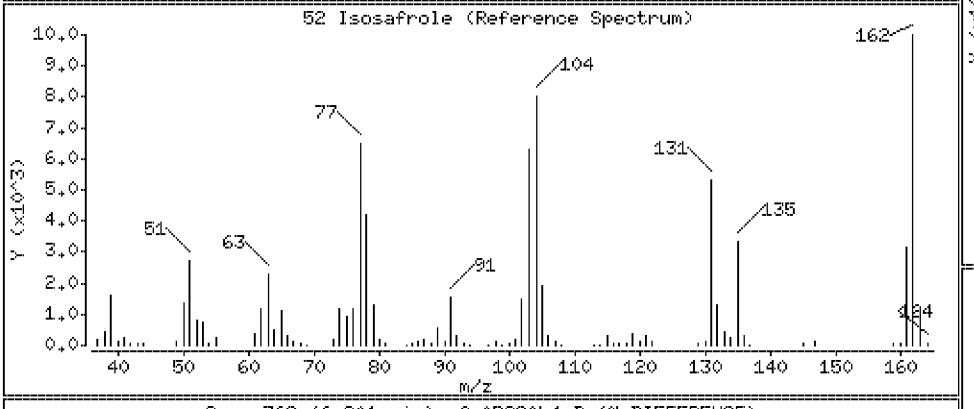

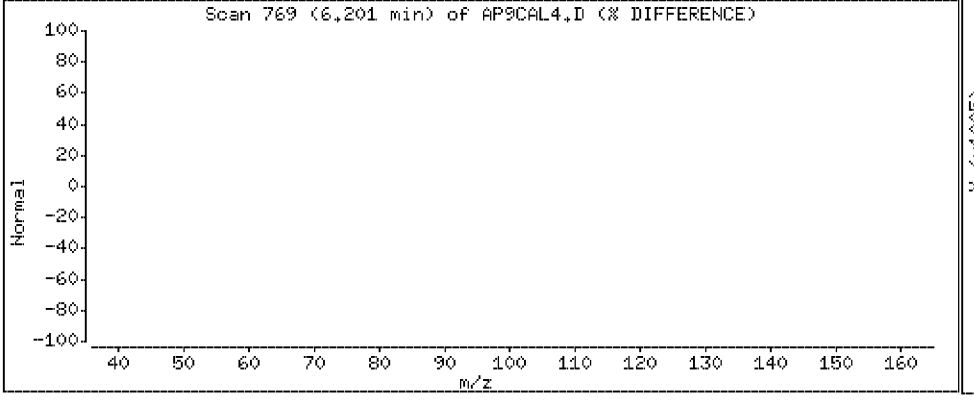

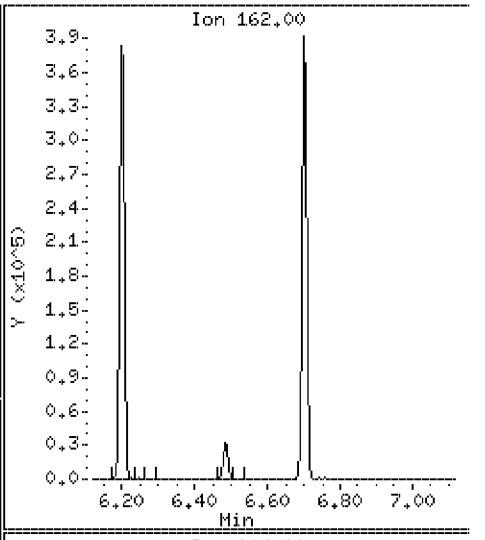

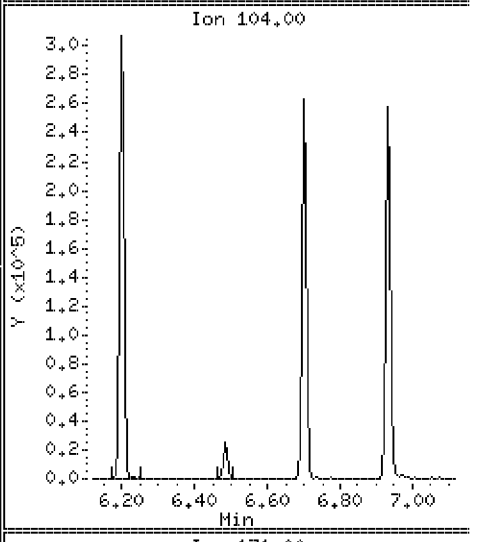

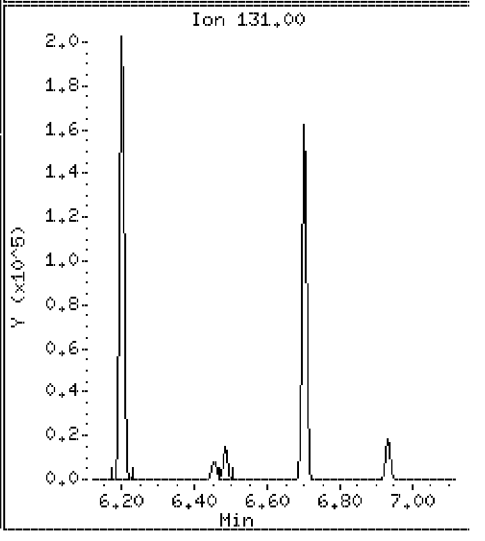

Data File: \\Svecd04\DD\chem\smsd03.i\S3042312.b\AP9CAL4.D

Date : 23-APR-2012 18:17

Client ID: AP9CAL4 | Instrument: smsd03.i

Sample Info: 45958

Purge Volume: 1000.0 | Operator: PEL

Column phase: HPMS-5 | Column diameter: 0.25

56 1,2,4,5-Tetrachlorobenzene | Concentration: 45.8 ug/l

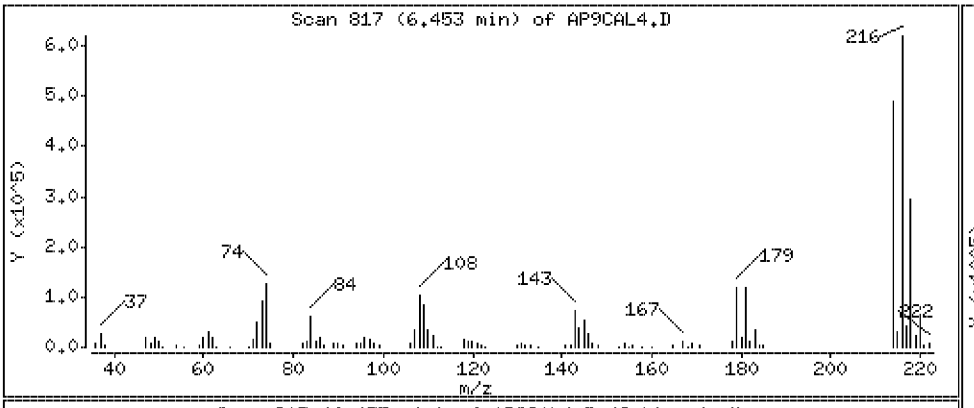

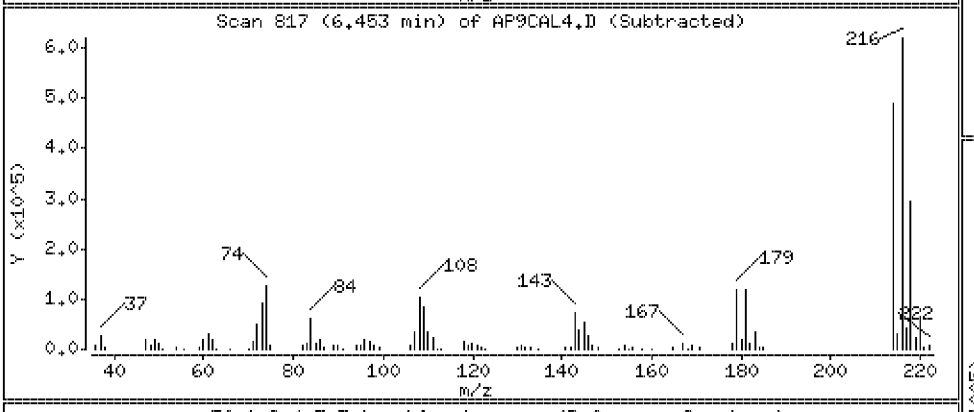

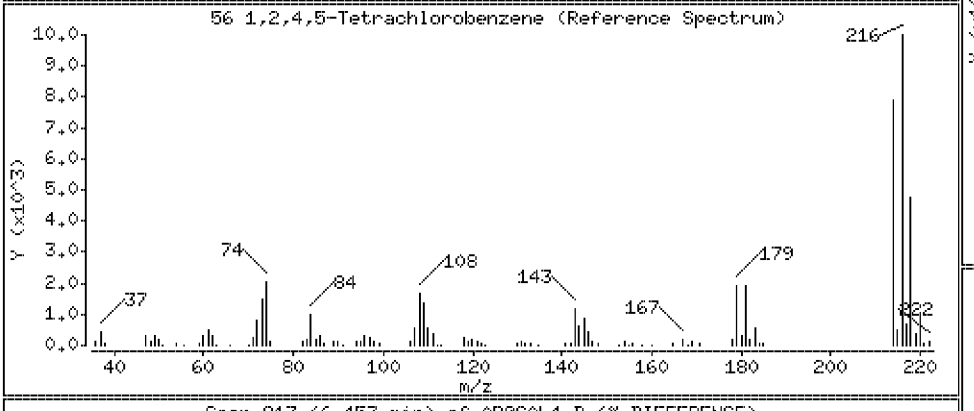

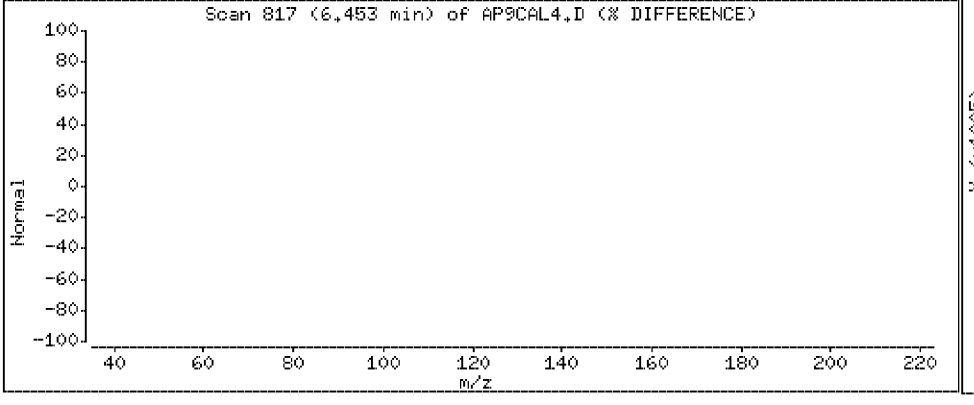

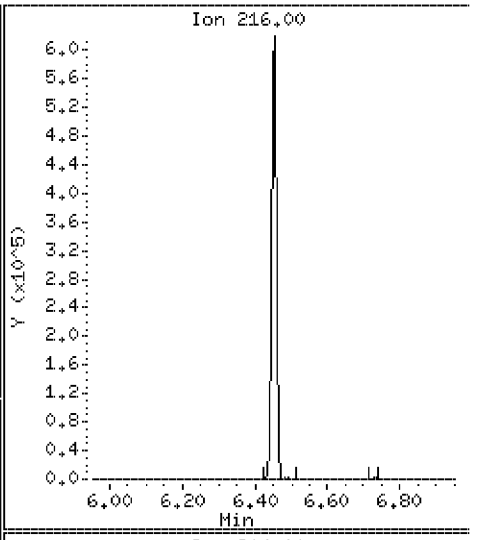

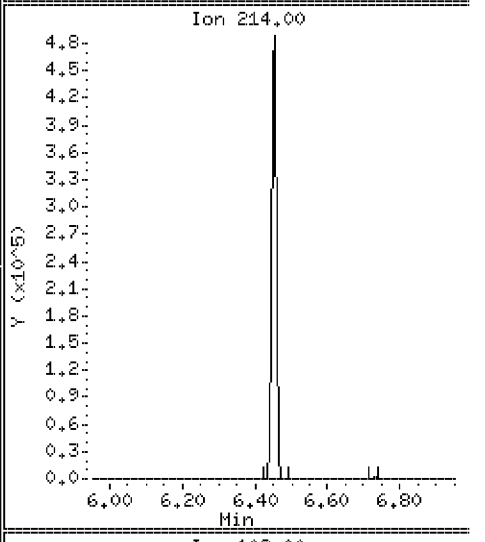

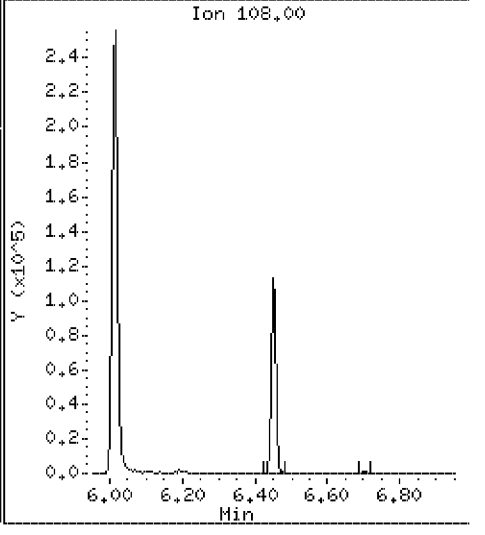

Data File: \\Svecd04\DD\chem\smsd03.i\S3042312.b\AP9CAL4.D

Date : 23-APR-2012 18:17

Client ID: AP9CAL4

Instrument: smsd03.i

Sample Info: 45958

Purge Volume: 1000.0

Operator: PEL

Column phase: HPMS-5

Column diameter: 0.25

60 Safrole

Concentration: 46.8 ug/l

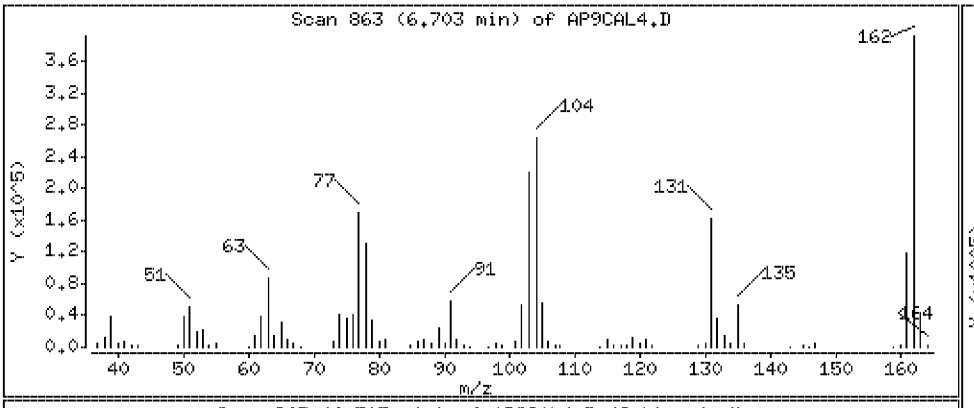

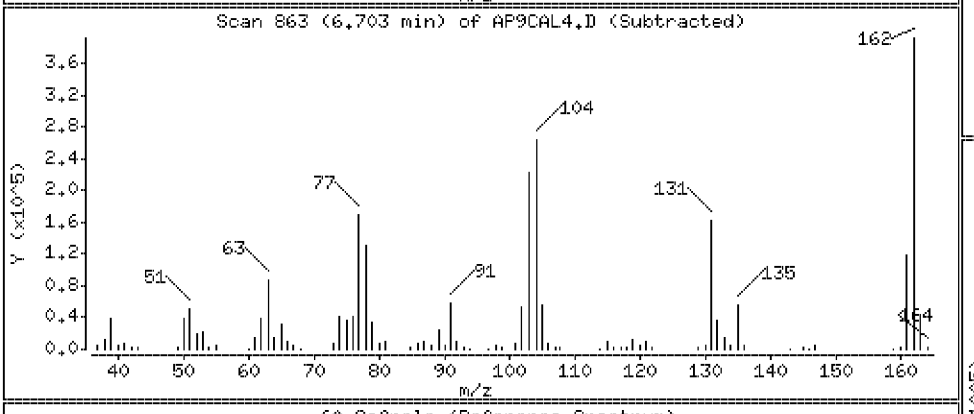

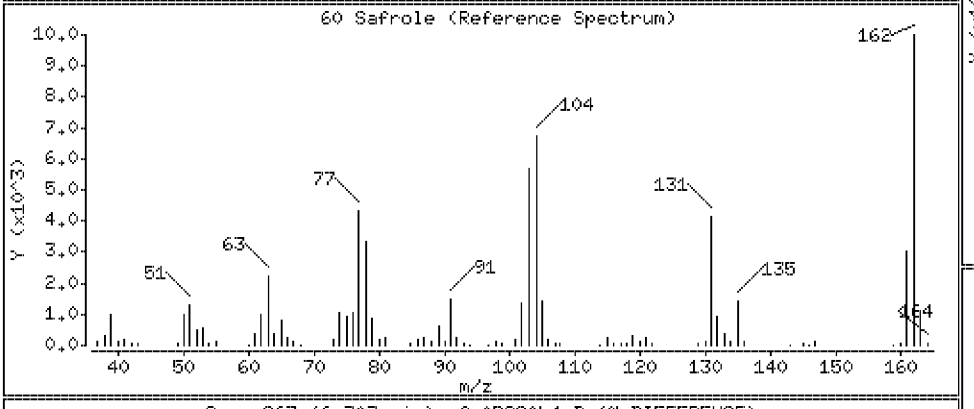

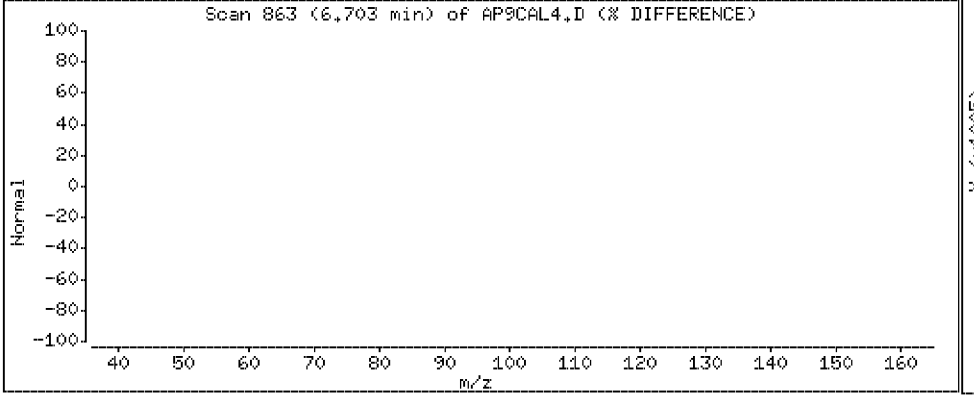

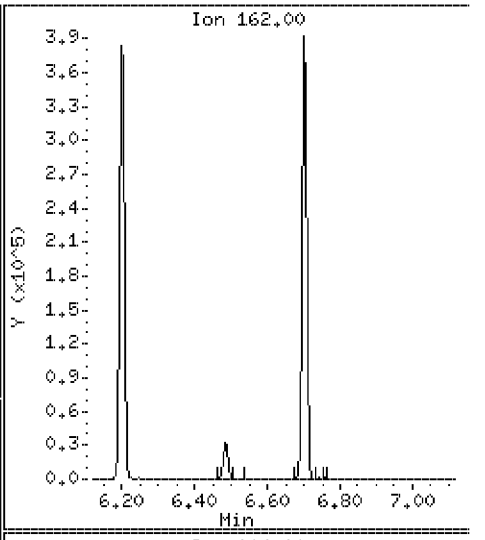

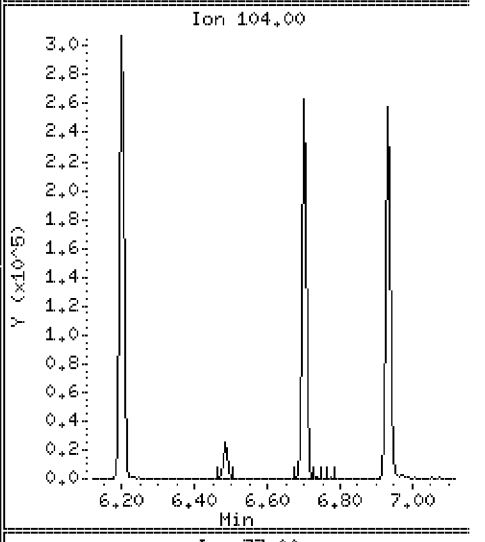

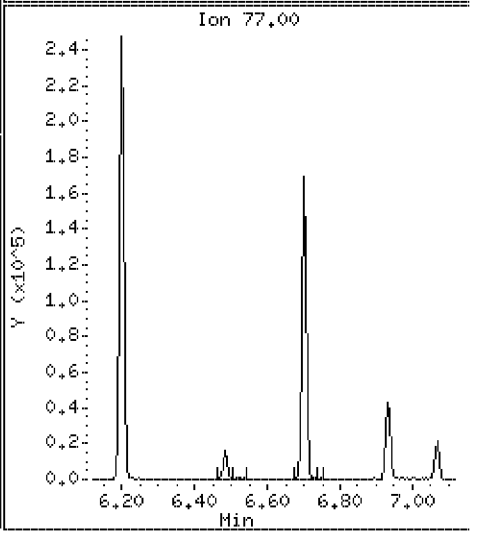

Data File: \\Svecd04\DD\chem\smsd03.i\S3042312.b\AP9CAL4.D

Date : 23-APR-2012 18:17

Client ID: AP9CAL4

Instrument: smsd03.i

Sample Info: 45958

Purge Volume: 1000.0

Operator: PEL

Column phase: HPMS-5

Column diameter: 0.25

64 1,4-Naphthoquinone

Concentration: 46.3 ug/l

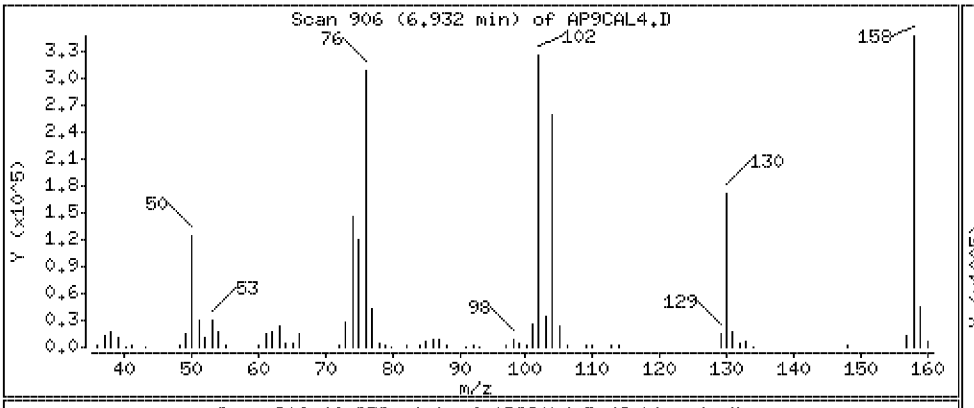

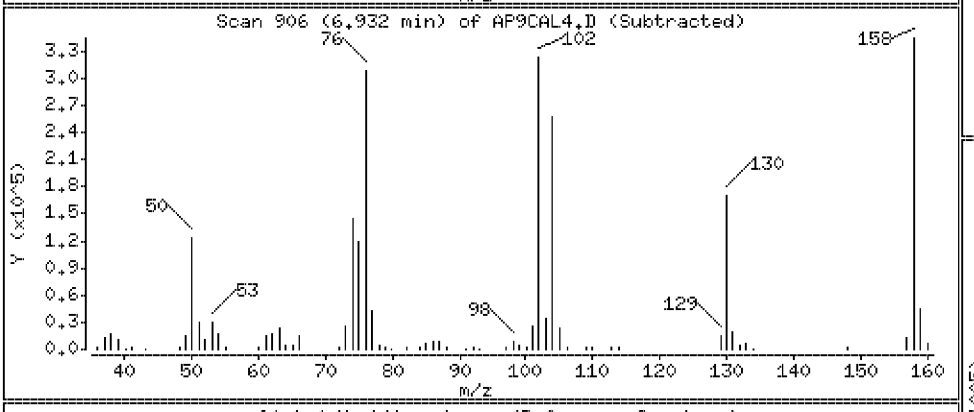

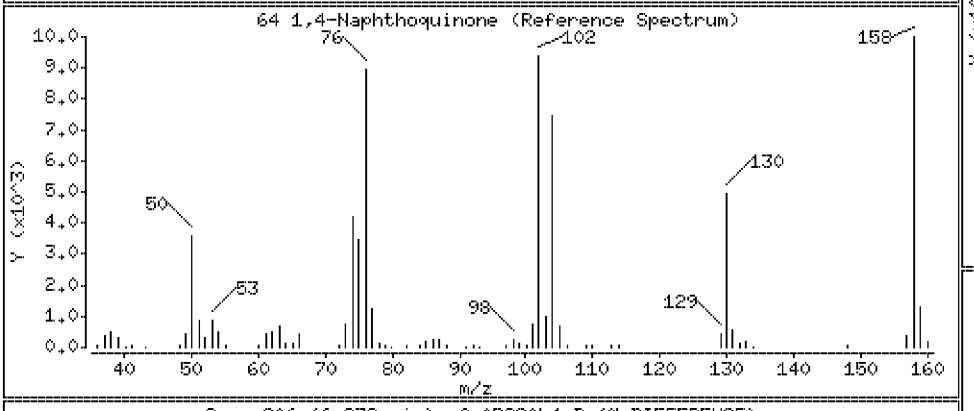

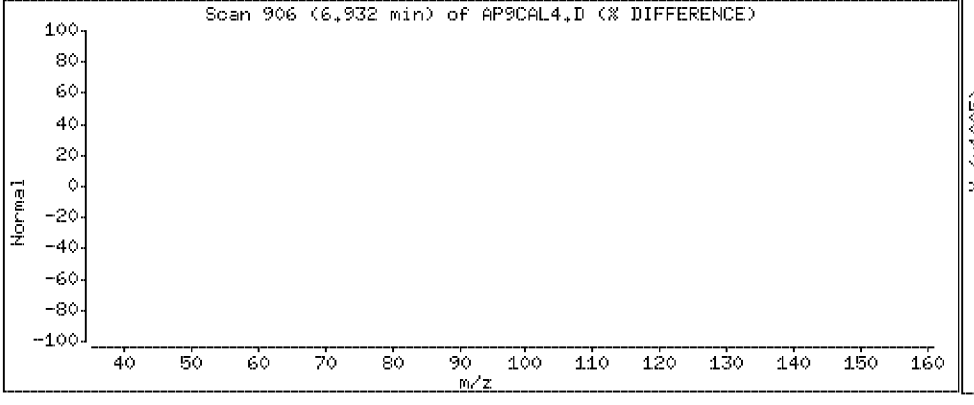

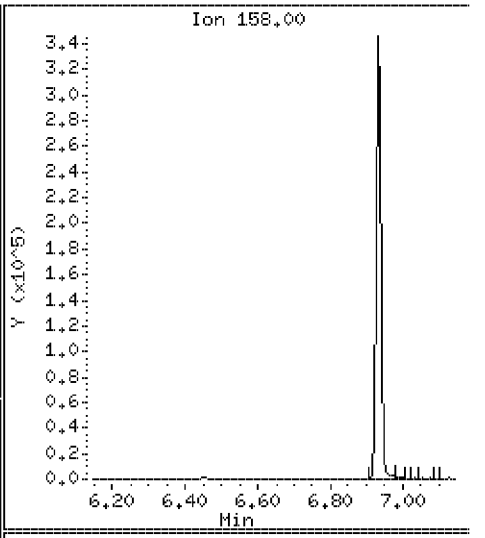

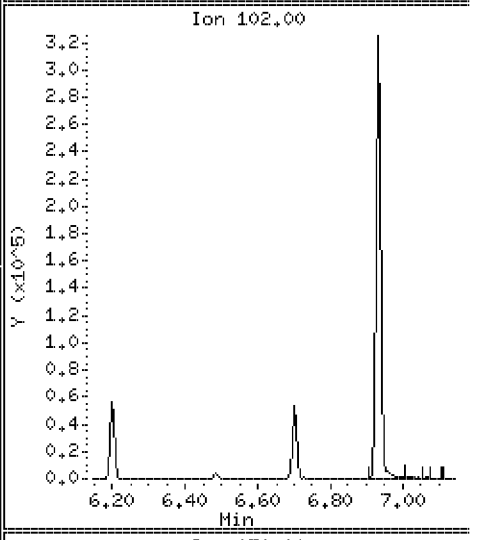

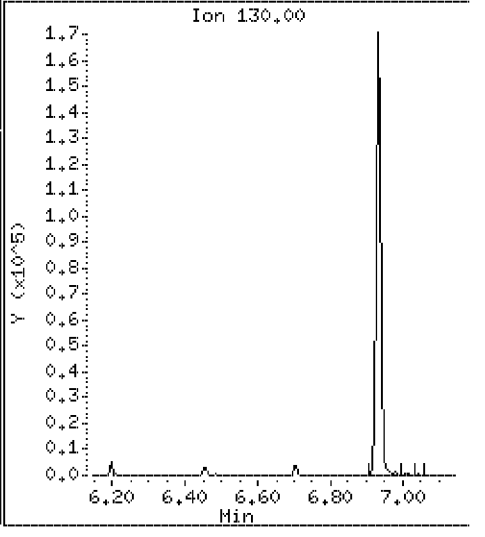

Data File: \\Svecd04\DD\chem\smsd03.i\S3042312.b\AP9CAL4.D

Date : 23-APR-2012 18:17

Client ID: AP9CAL4 | Instrument: smsd03.i

Sample Info: 45958

Purge Volume: 1000.0 | Operator: PEL

Column phase: HPMS-5 | Column diameter: 0.25

66 1,3-Dinitrobenzene | Concentration: 46.9 ug/l

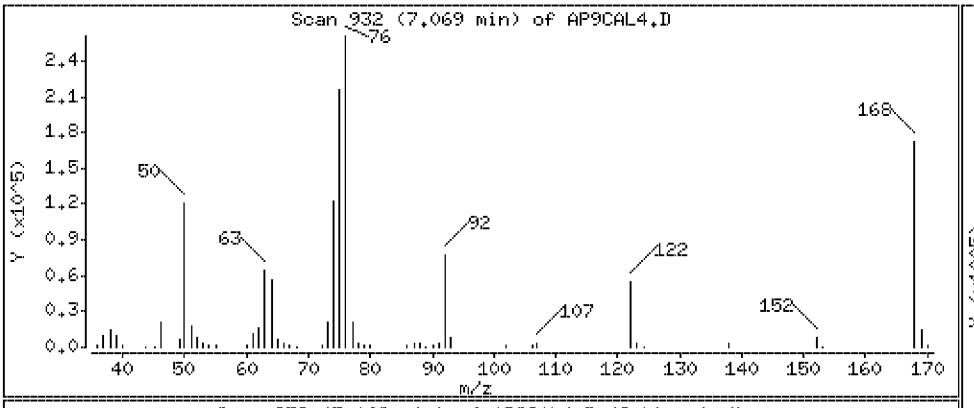

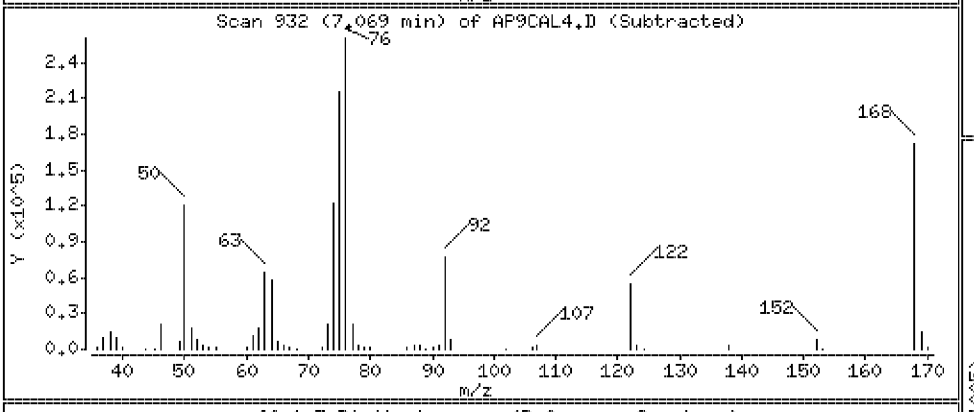

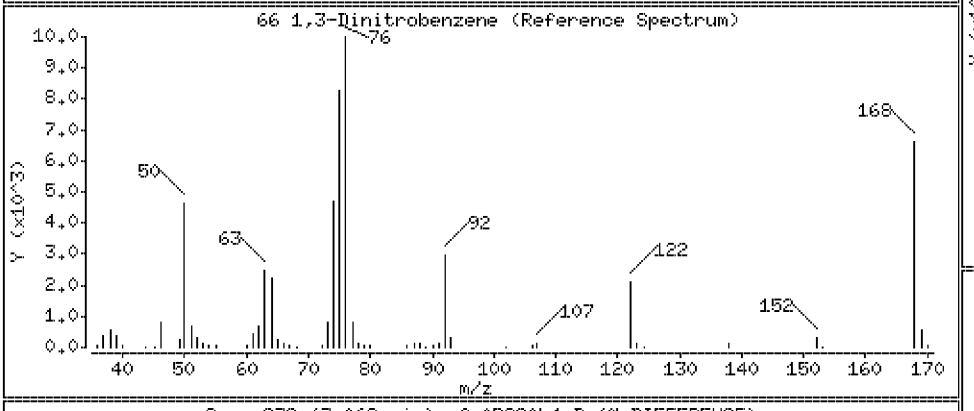

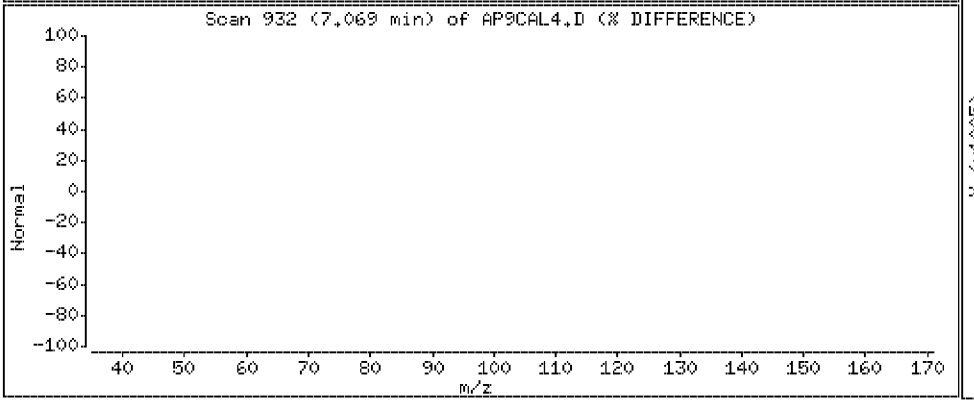

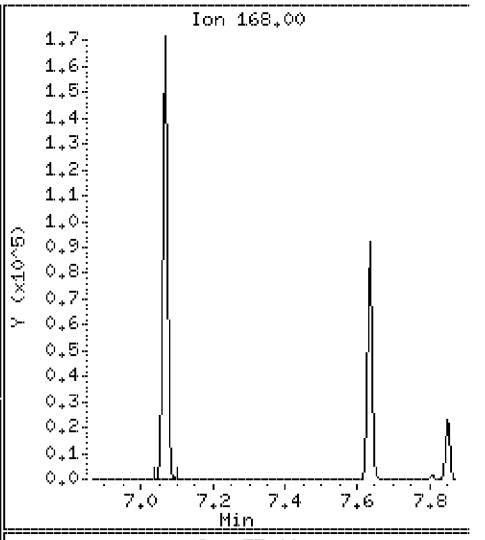

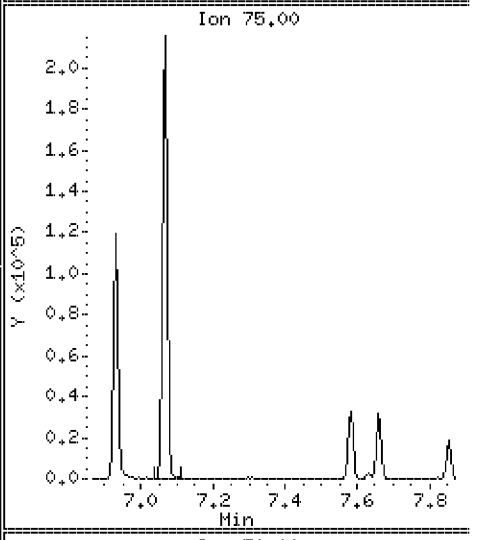

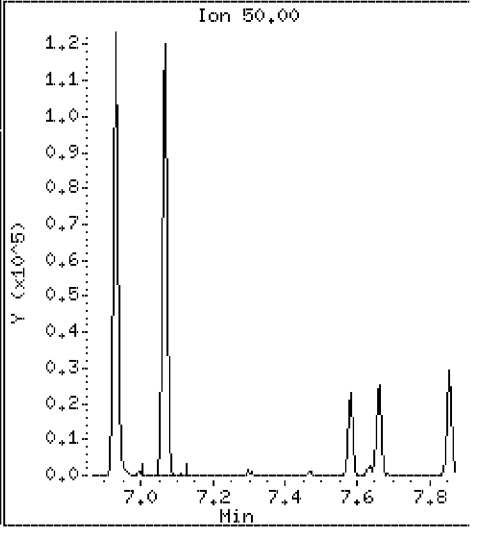

Data File: \\Svecd04\DD\chem\smsd03.i\S3042312.b\AP9CAL4.D

Date : 23-APR-2012 18:17

Client ID: AP9CAL4

Instrument: smsd03.i

Sample Info: 45958

Purge Volume: 1000.0

Operator: PEL

Column phase: HPMS-5

Column diameter: 0.25

73 Pentachlorobenzene

Concentration: 45.5 ug/l

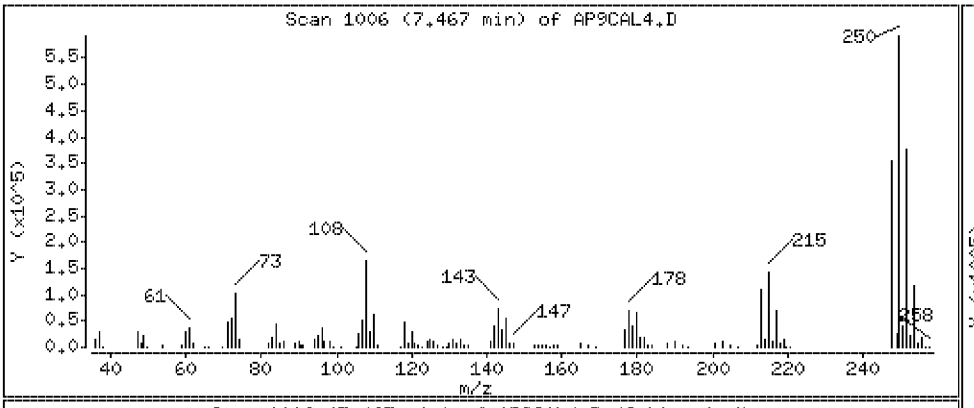

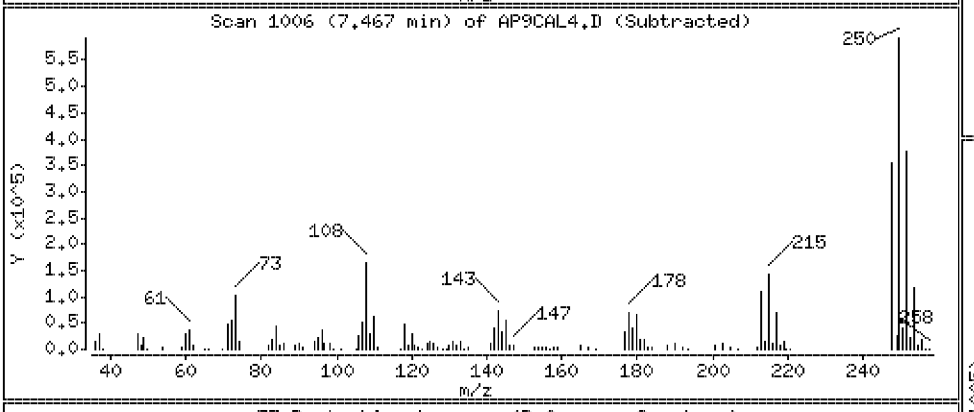

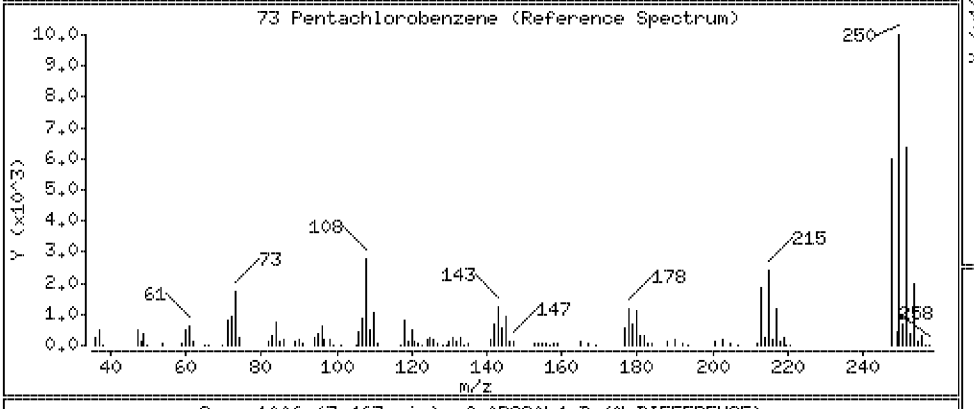

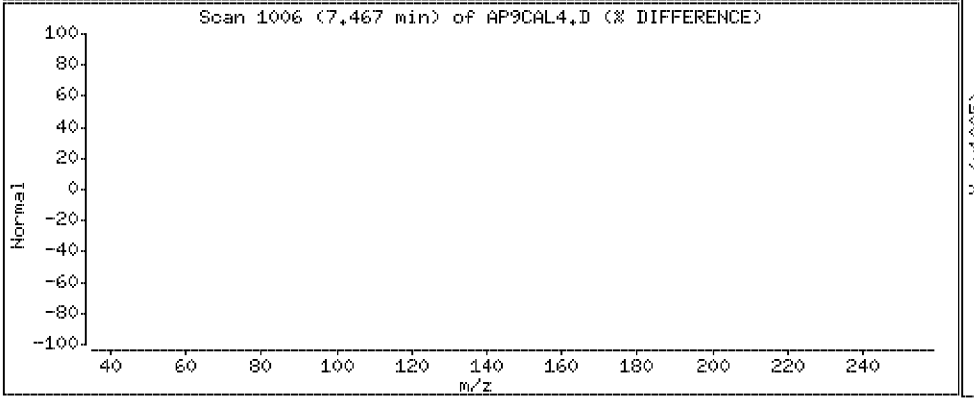

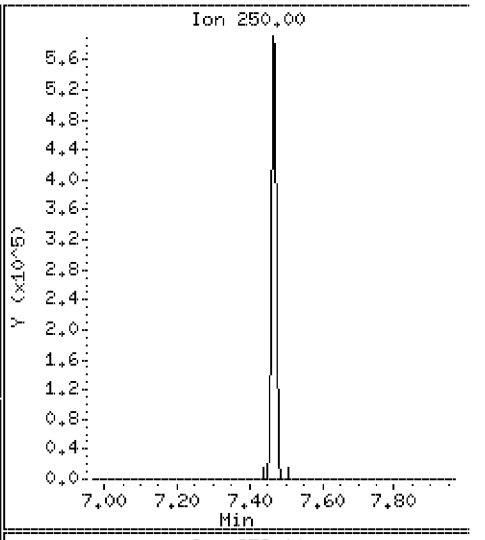

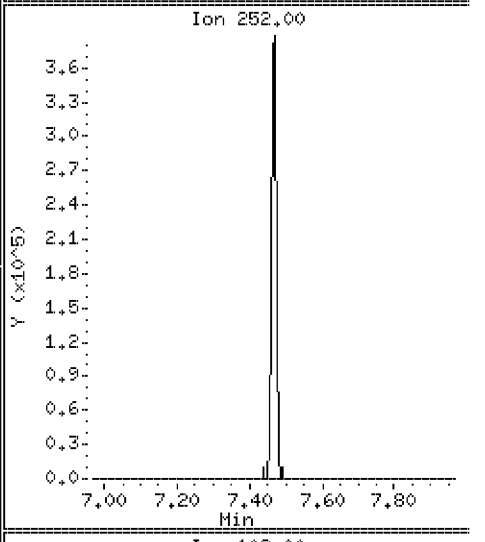

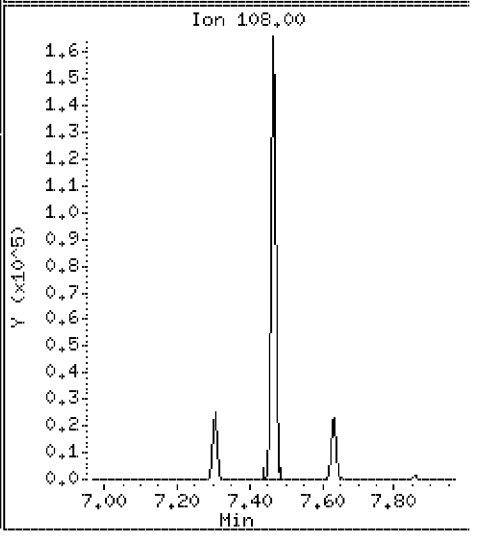

Data File: \\Svecd04\DD\chem\smsd03.i\S3042312.b\AP9CAL4.D

Date : 23-APR-2012 18:17

Client ID: AP9CAL4

Instrument: smsd03.i

Sample Info: 45958

Purge Volume: 1000.0

Operator: PEL

Column phase: HPMS-5

Column diameter: 0.25

77 1-Naphthylamine

Concentration: 45.6 ug/l

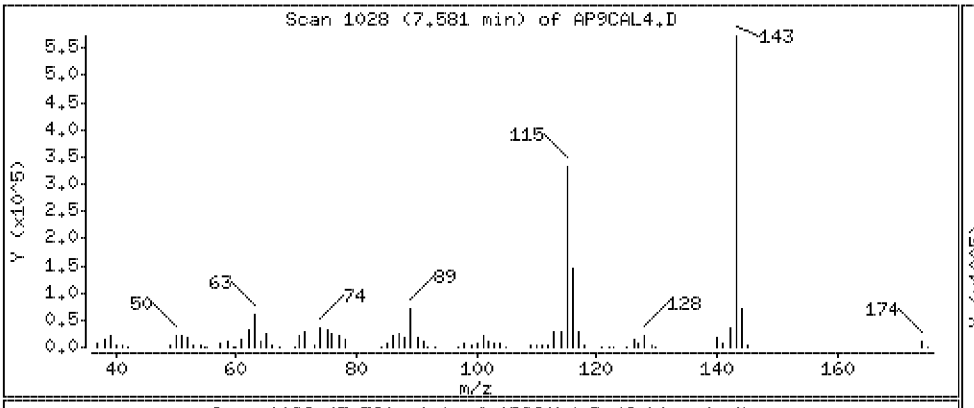

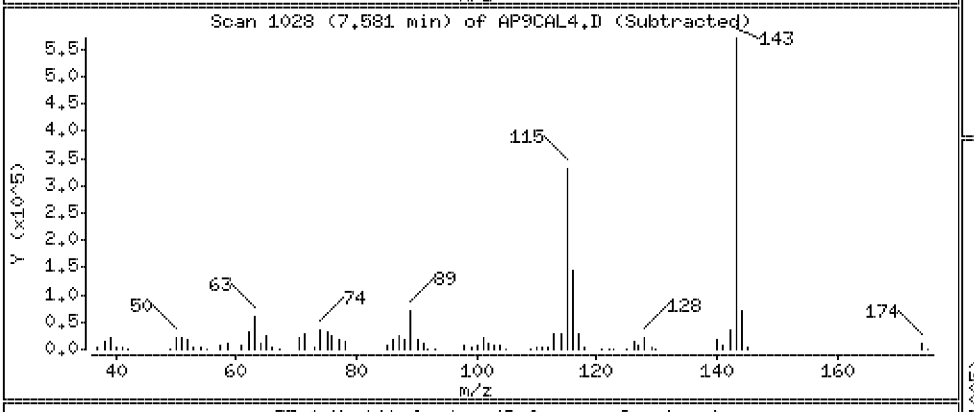

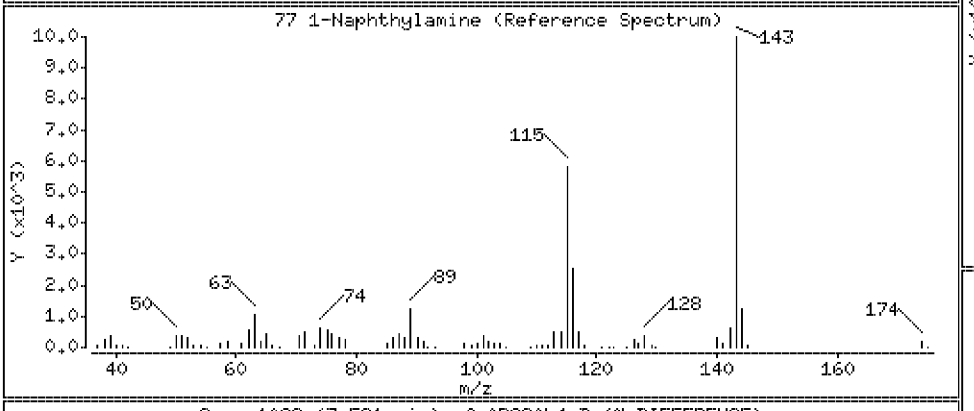

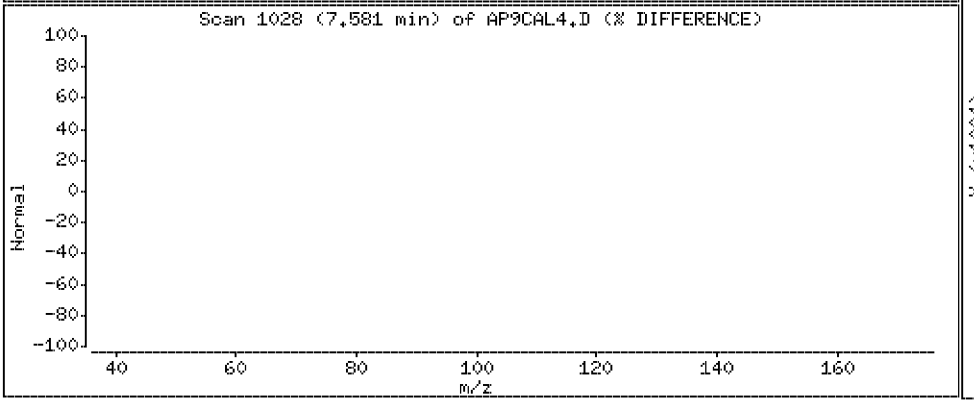

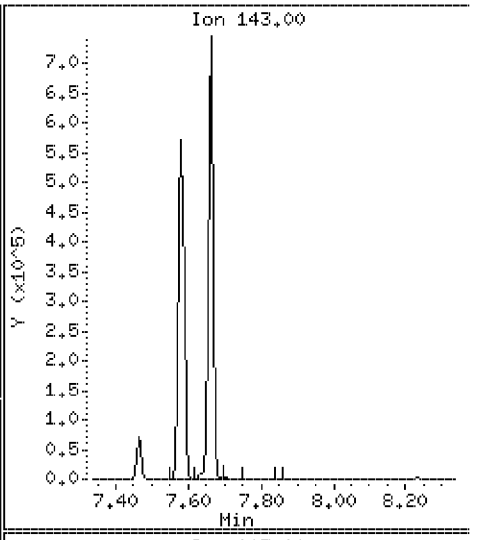

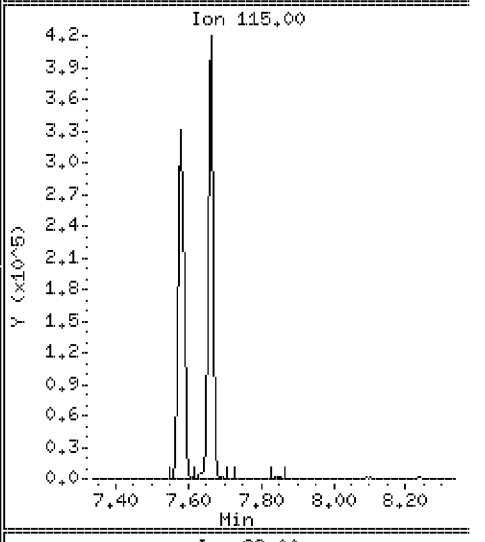

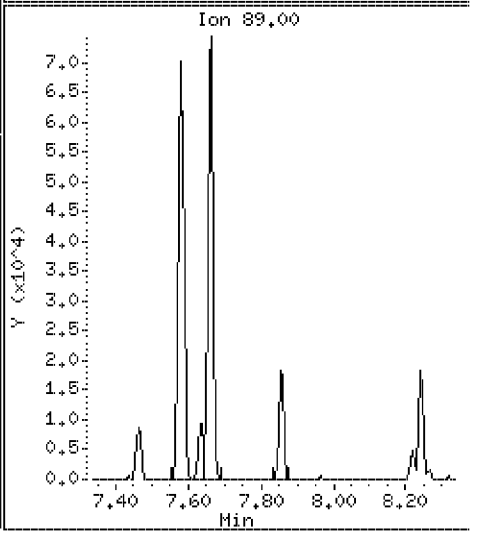

Data File: \\Svecd04\DD\chem\smsd03.i\S3042312.b\AP9CAL4.D

Date : 23-APR-2012 18:17

Client ID: AP9CAL4

Instrument: smsd03.i

Sample Info: 45958

Purge Volume: 1000.0

Operator: PEL

Column phase: HPMS-5

Column diameter: 0.25

78 2,3,4,6-Tetrachlorophenol

Concentration: 46.7 ug/l

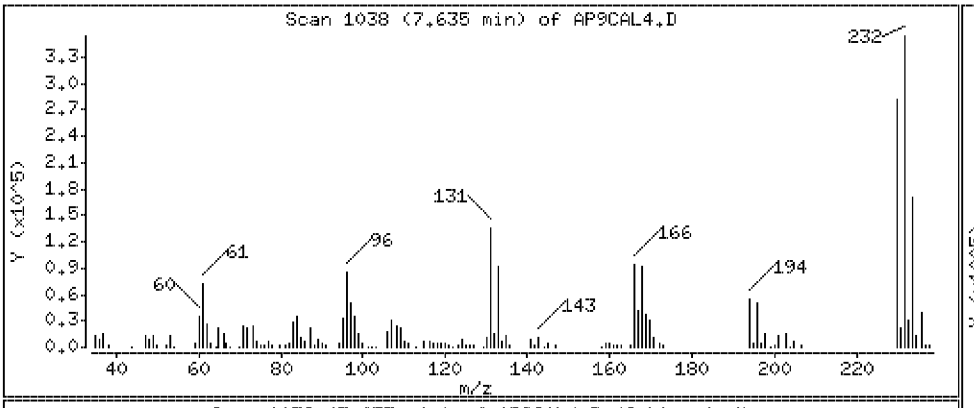

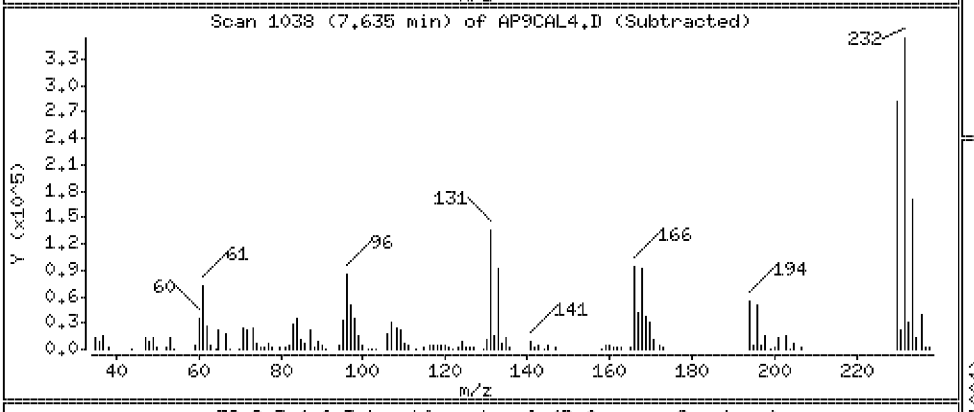

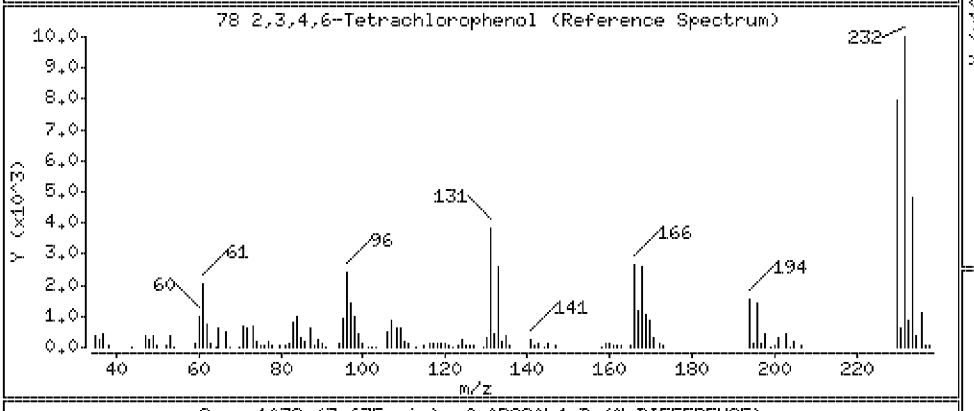

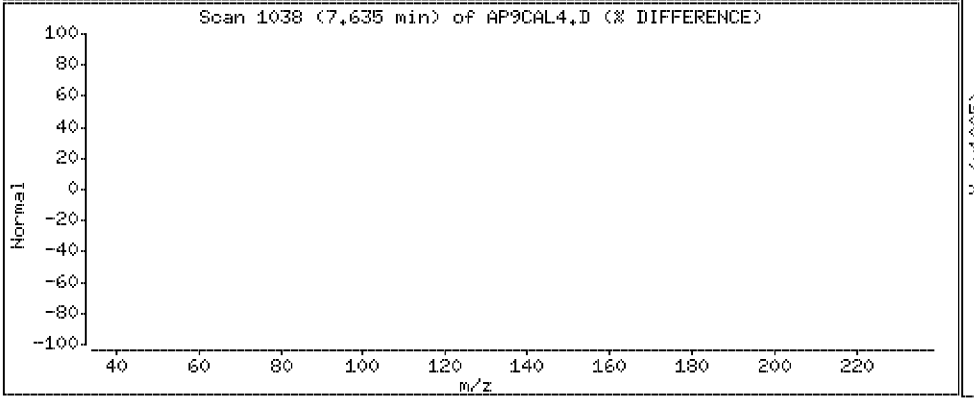

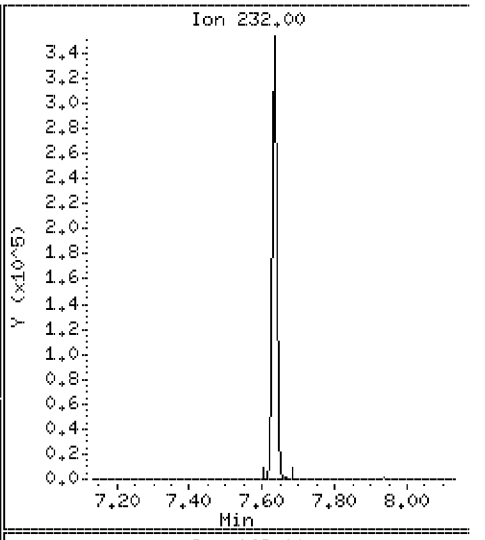

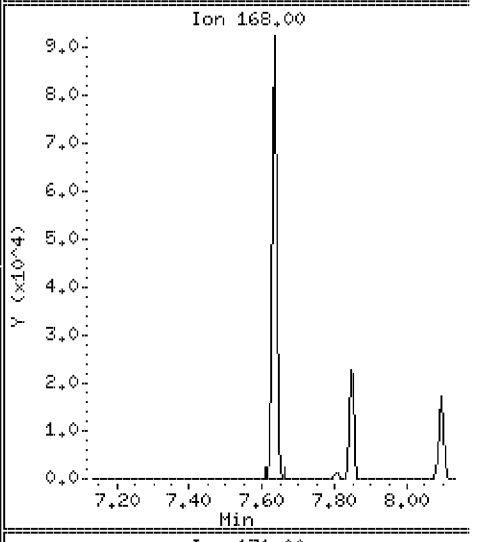

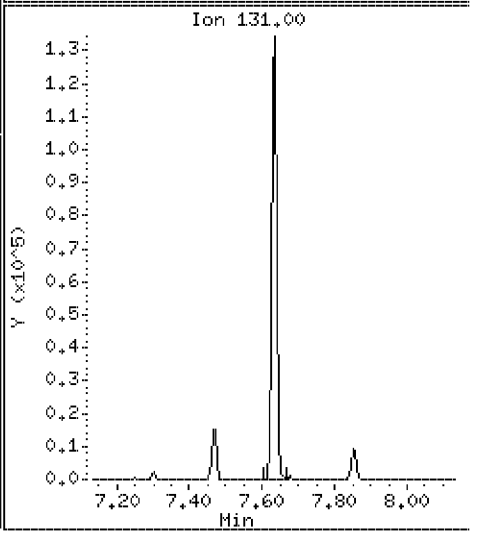

Data File: \\Svecd04\DD\chem\smsd03.i\S3042312.b\AP9CAL4.D

Date : 23-APR-2012 18:17

Client ID: AP9CAL4 | Instrument: smsd03.i

Sample Info: 45958

Purge Volume: 1000.0 | Operator: PEL

Column phase: HPMS-5 | Column diameter: 0.25

79 2-Naphthylamine | Concentration: 45.8 ug/l

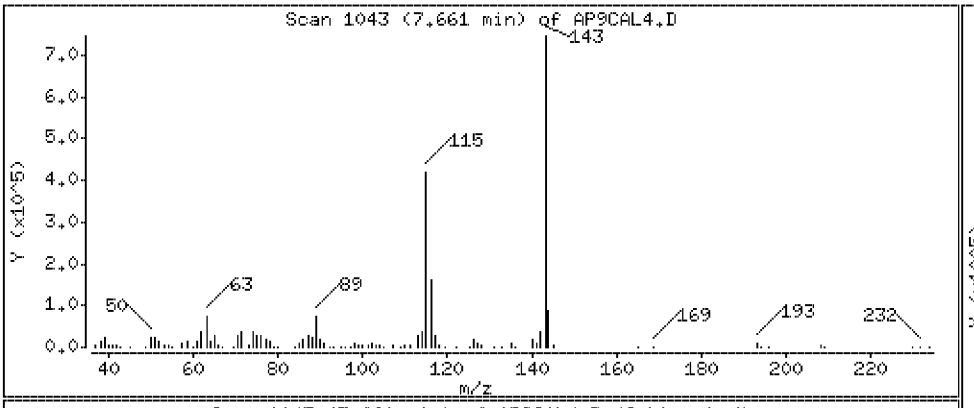

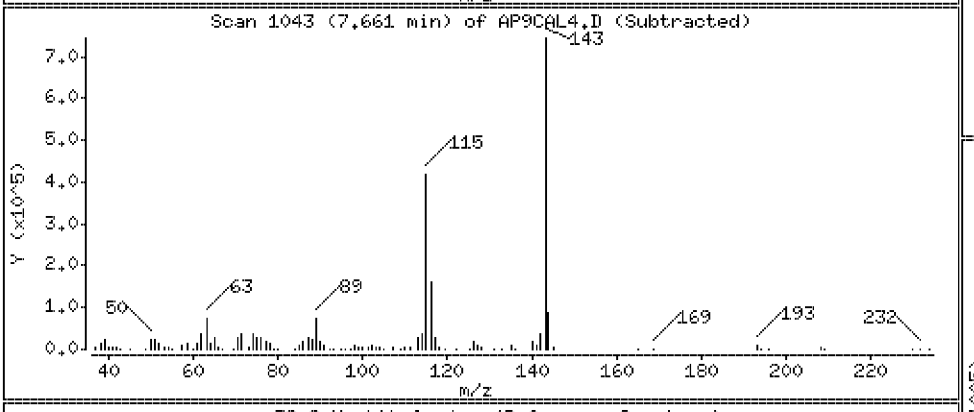

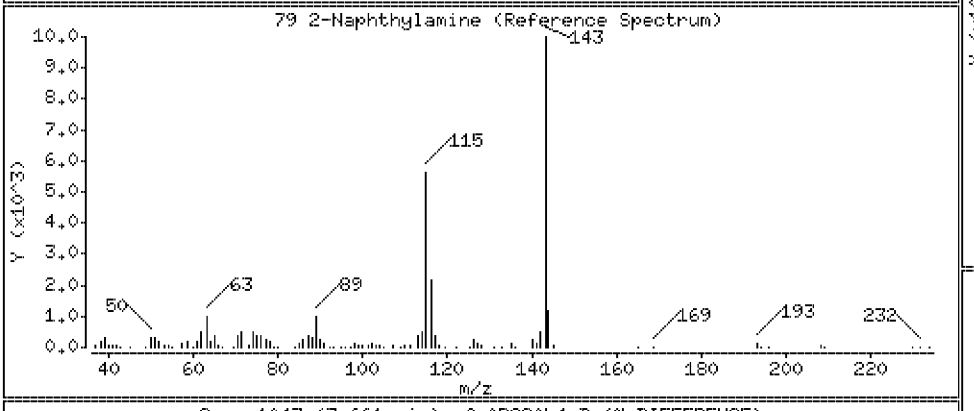

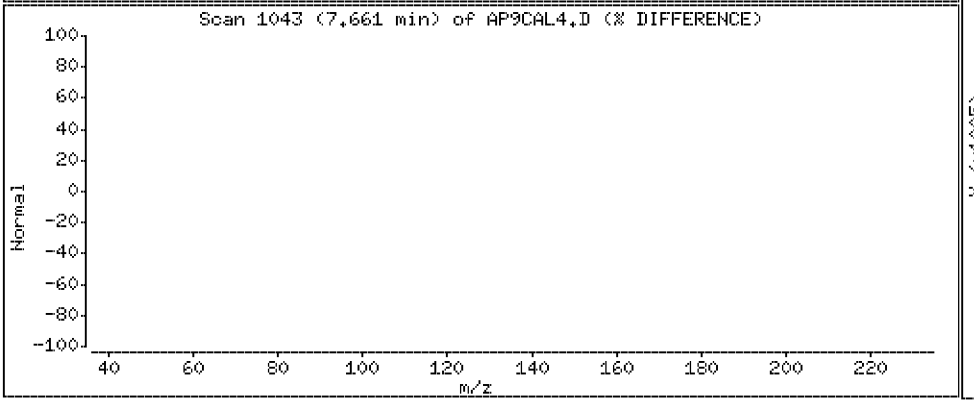

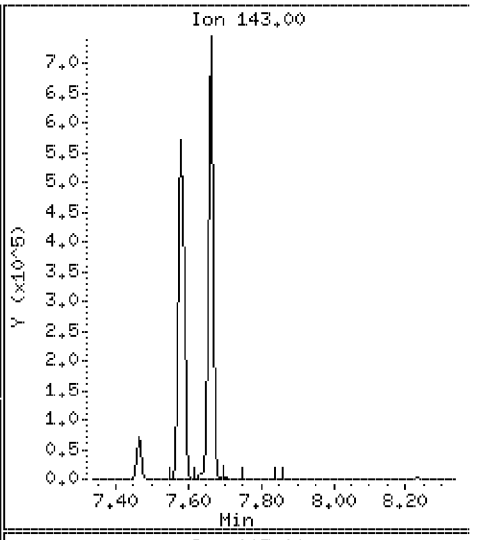

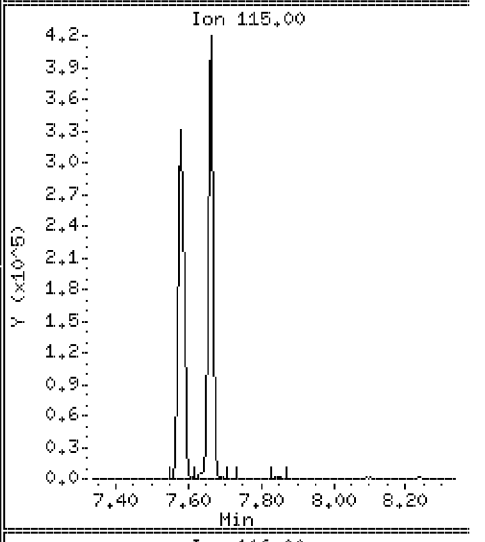

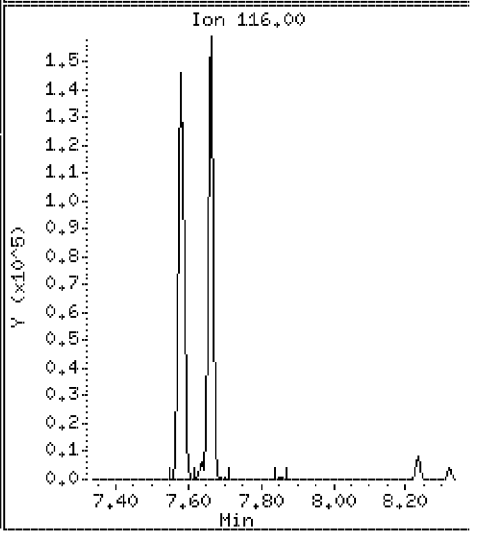

Data File: \\Svecd04\DD\chem\smsd03.i\S3042312.b\AP9CAL4.D

Date : 23-APR-2012 18:17

Client ID: AP9CAL4 | Instrument: smsd03.i

Sample Info: 45958

Purge Volume: 1000.0 | Operator: PEL

Column phase: HPMS-5 | Column diameter: 0.25

83 5-Nitro-ortho-toluidine | Concentration: 46.4 ug/l

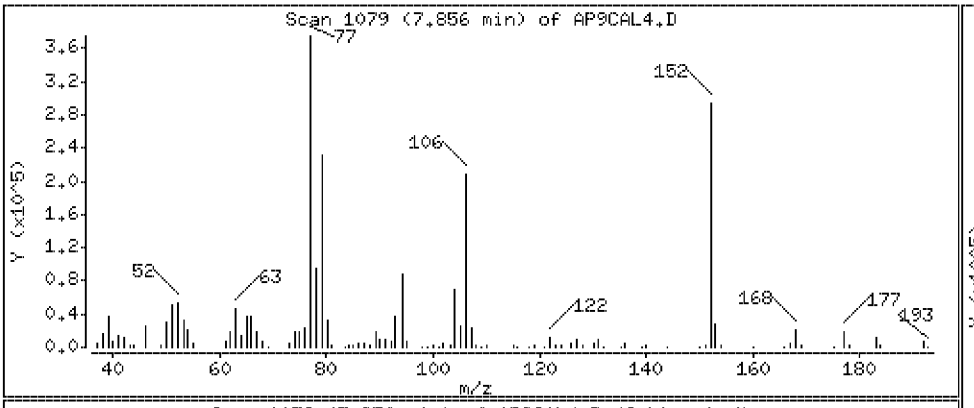

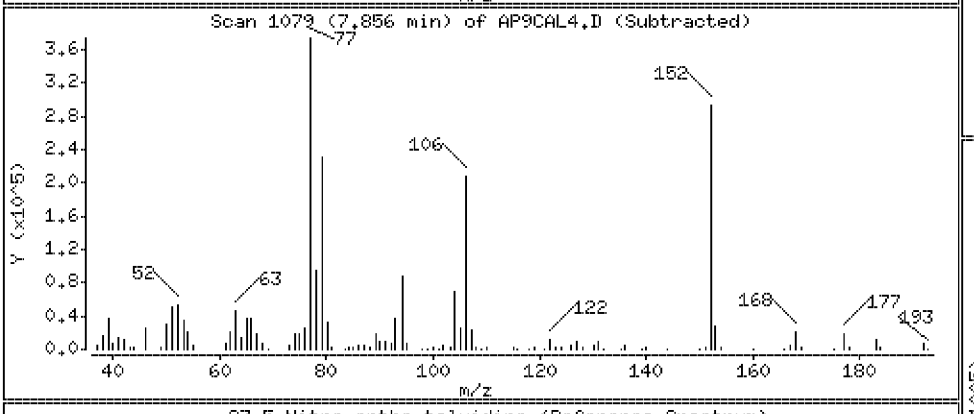

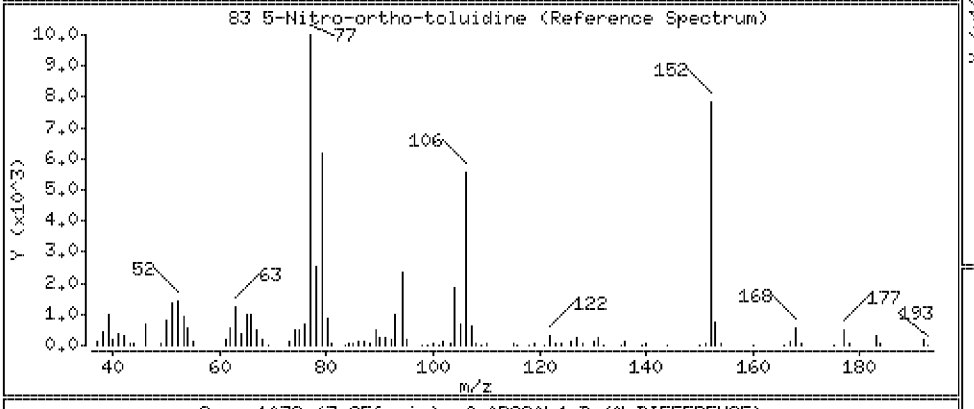

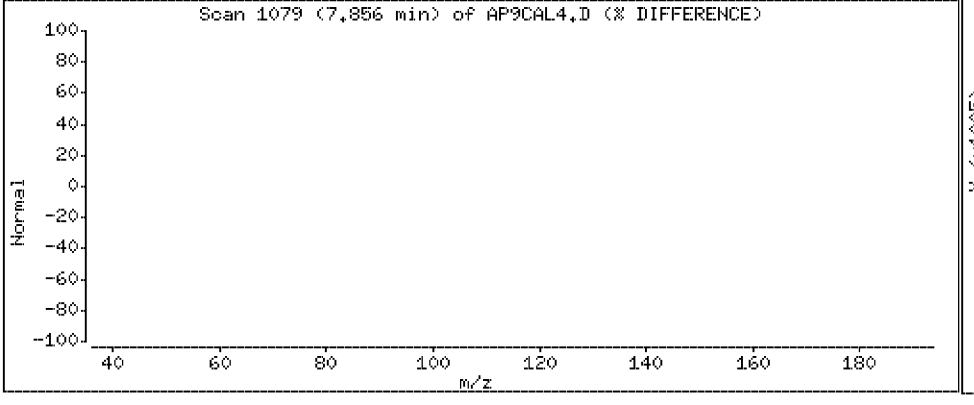

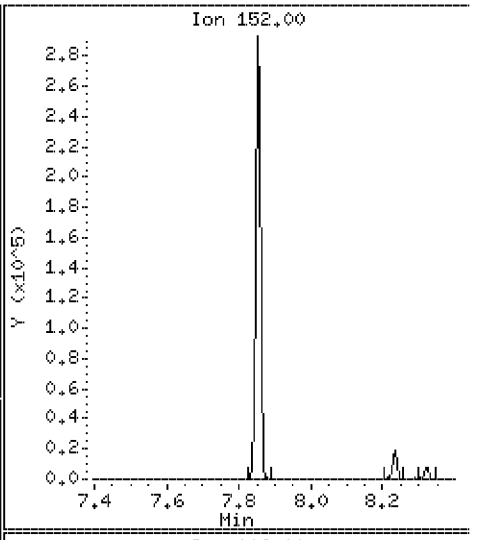

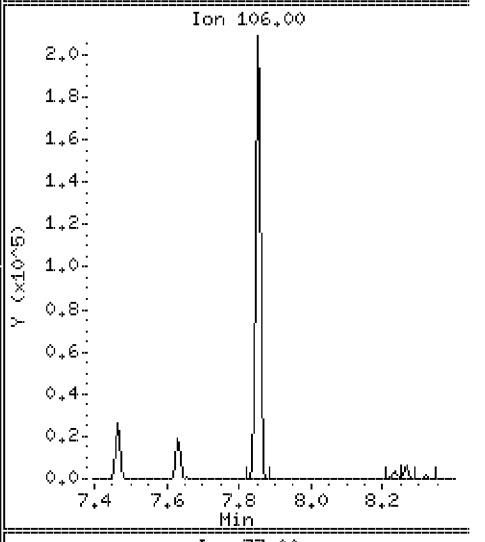

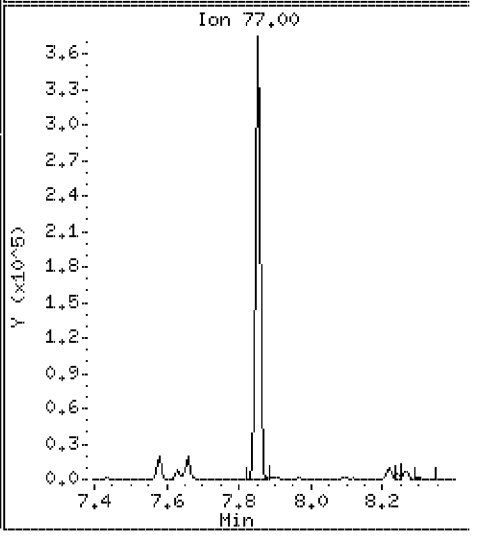

Data File: \\Svecd04\DD\chem\smsd03.i\S3042312.b\AP9CAL4.D

Date : 23-APR-2012 18:17

Client ID: AP9CAL4 | Instrument: smsd03.i

Sample Info: 45958

Purge Volume: 1000.0 | Operator: PEL

Column phase: HPMS-5 | Column diameter: 0.25

90 1,3,5-Trinitrobenzene | Concentration: 43.8 ug/l

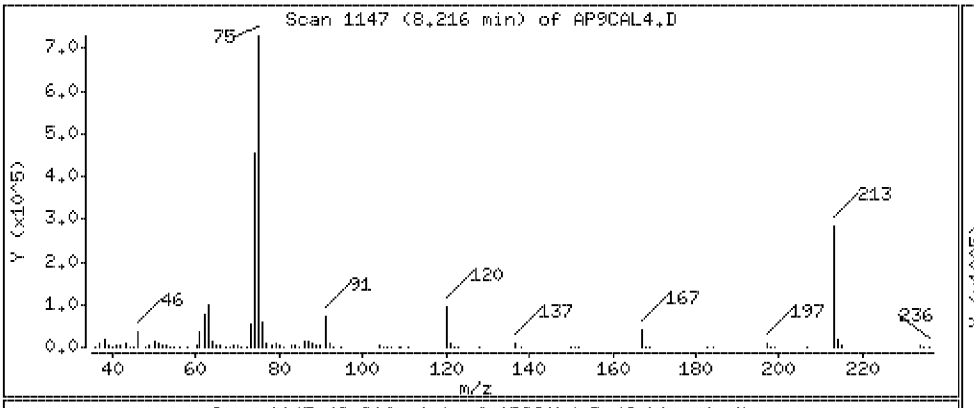

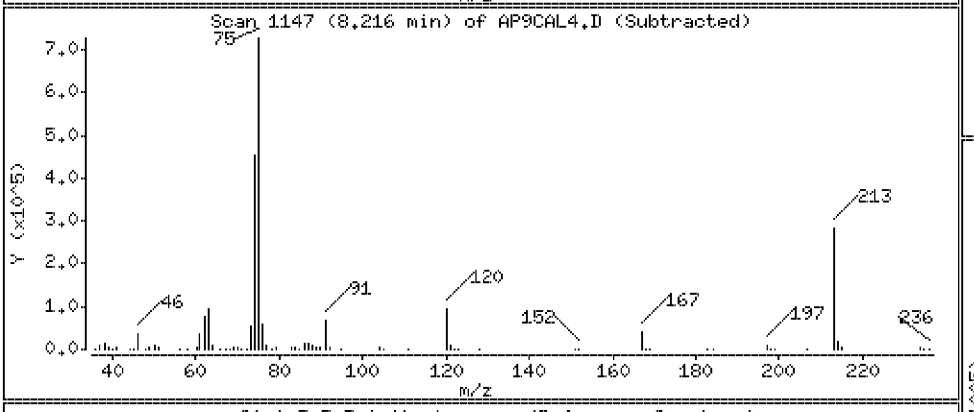

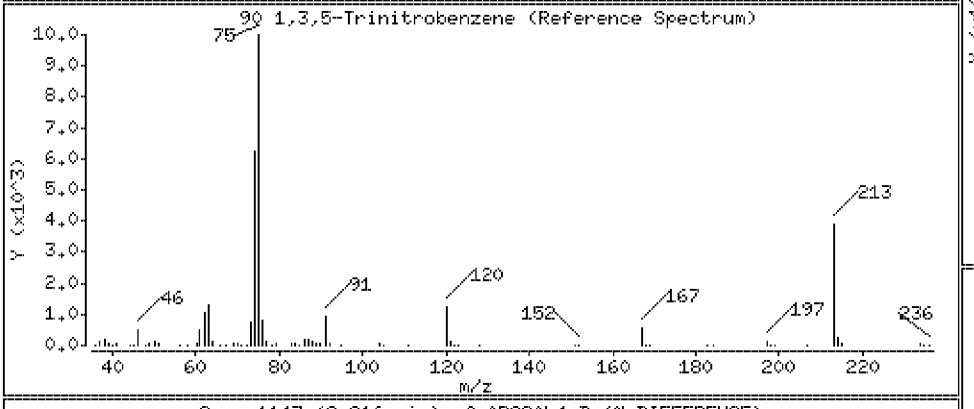

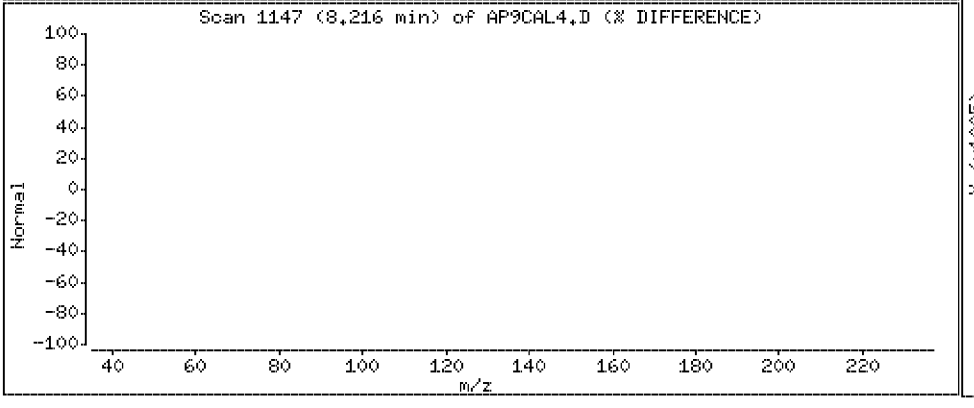

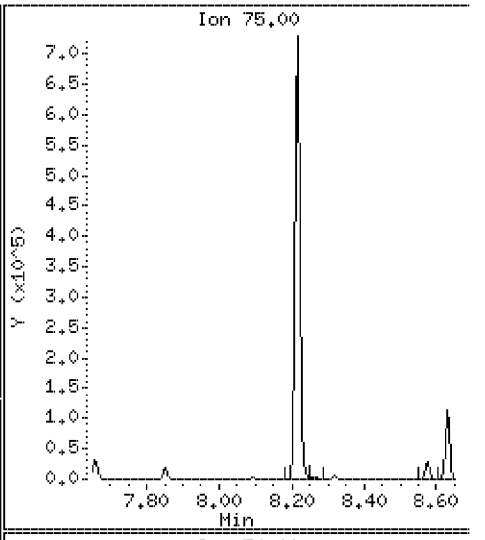

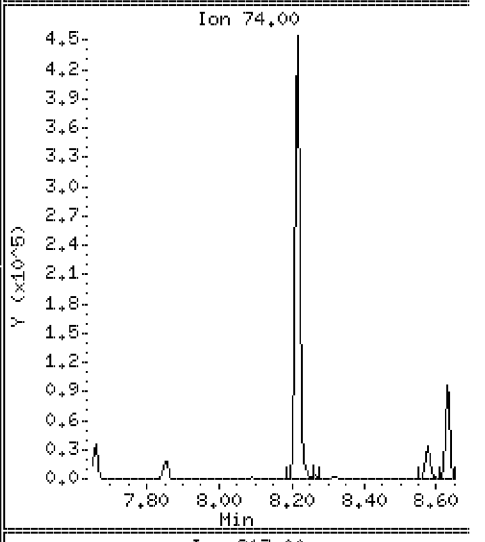

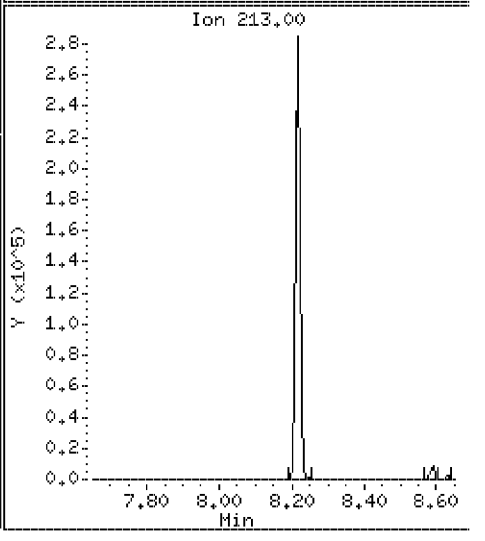

Data File: \\Svecd04\DD\chem\smsd03.i\S3042312.b\AP9CAL4.D

Date : 23-APR-2012 18:17

Client ID: AP9CAL4

Instrument: smsd03.i

Sample Info: 45958

Purge Volume: 1000.0

Operator: PEL

Column phase: HPMS-5

Column diameter: 0.25

89 Diallate

Concentration: 45.2 ug/l

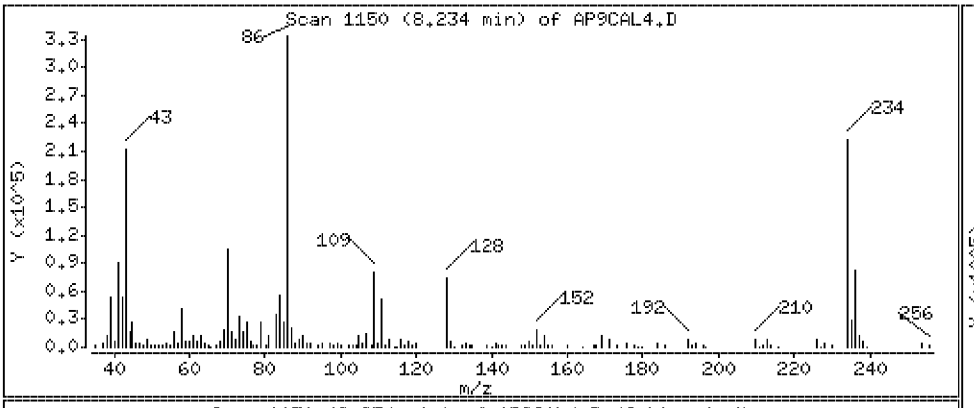

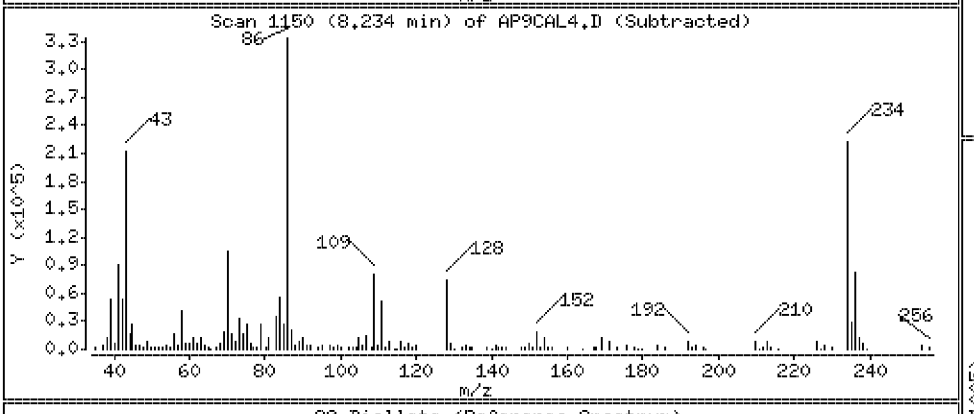

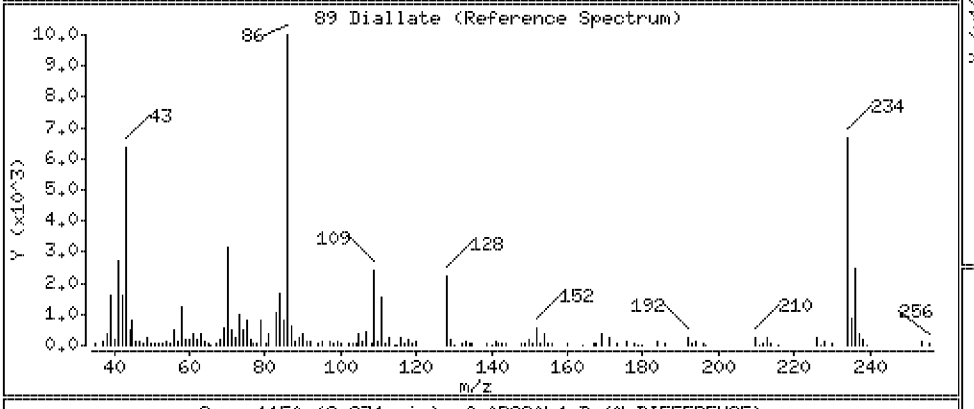

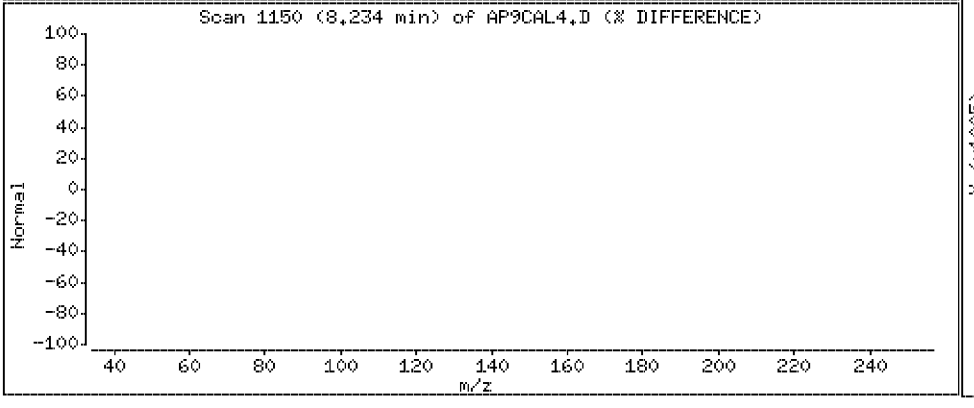

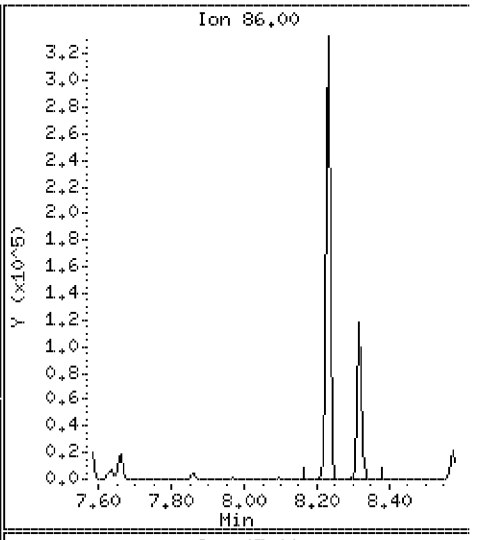

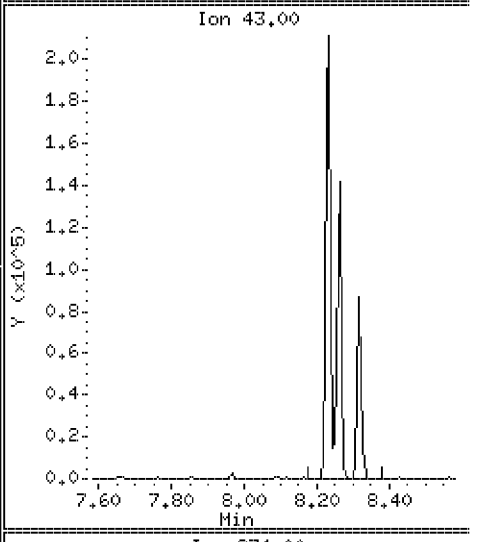

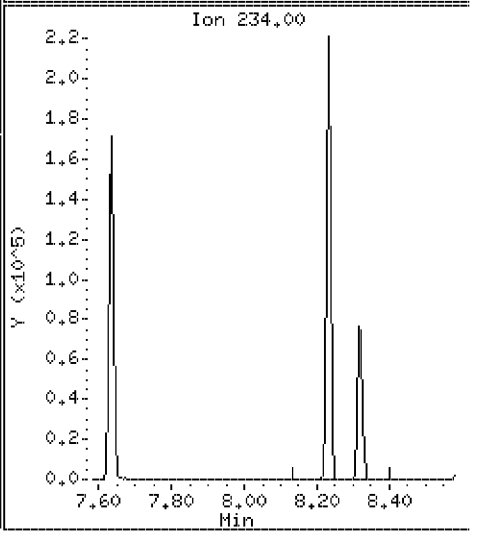

Data File: \\Svecd04\DD\chem\smsd03.i\S3042312.b\AP9CAL4.D

Date : 23-APR-2012 18:17

Client ID: AP9CAL4

Instrument: smsd03.i

Sample Info: 45958

Purge Volume: 1000.0

Operator: PEL

Column phase: HPMS-5

Column diameter: 0.25

92 Phenacetin

Concentration: 43.5 ug/l

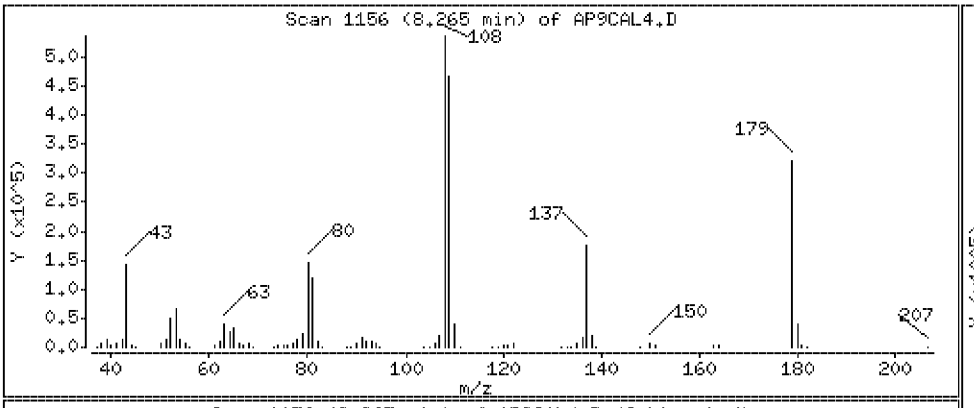

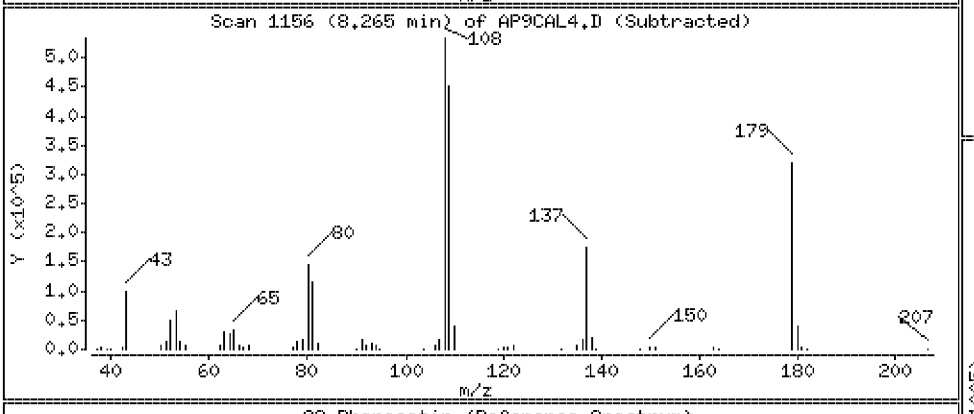

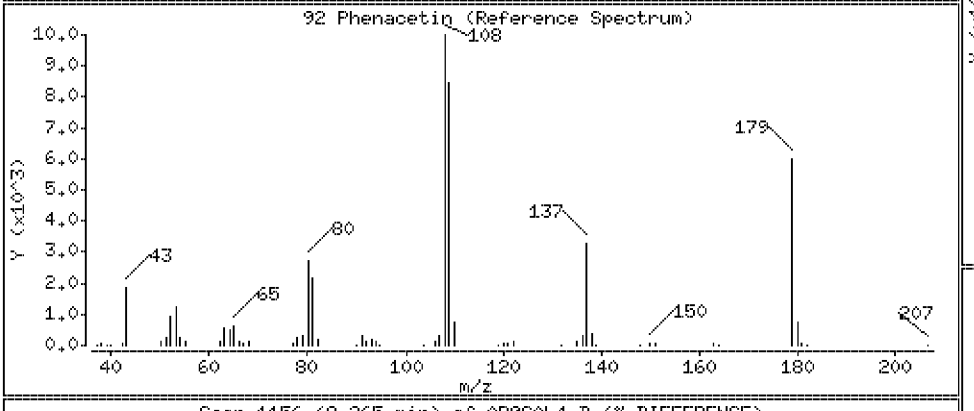

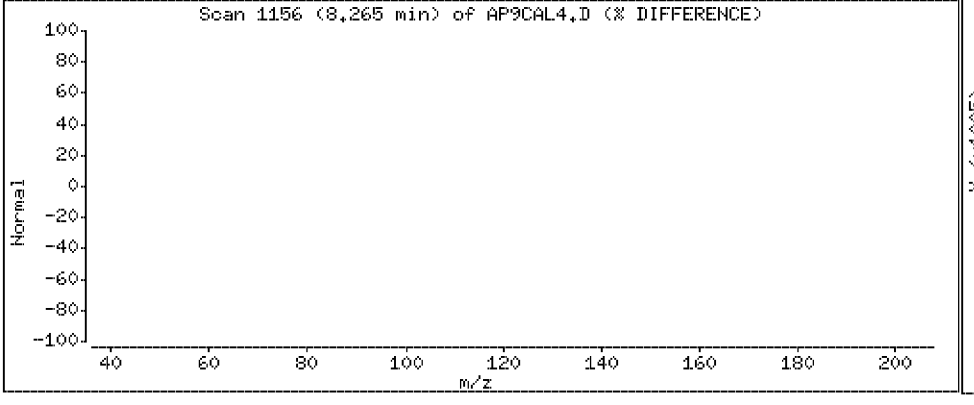

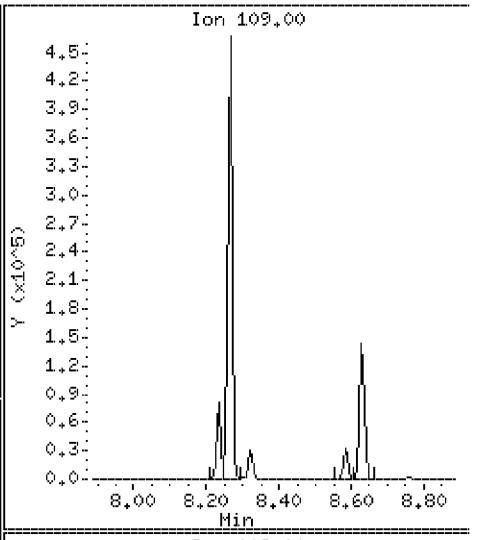

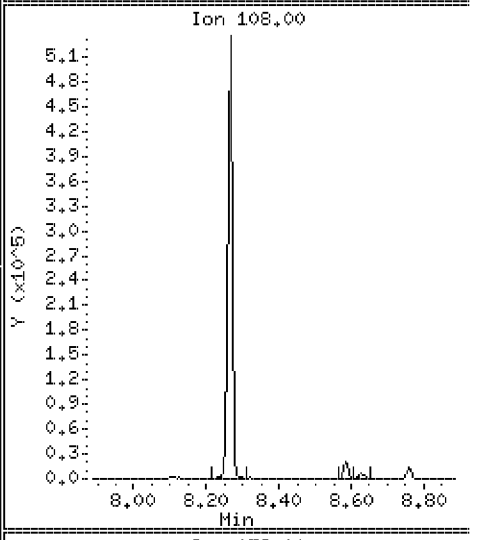

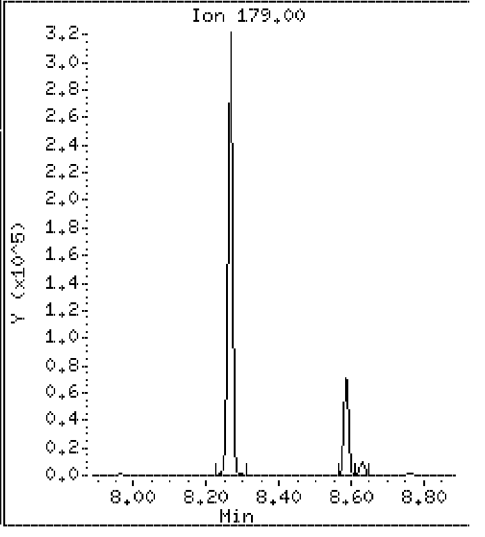

Data File: \\Svecd04\DD\chem\smsd03.i\S3042312.b\AP9CAL4.D

Date : 23-APR-2012 18:17

Client ID: AP9CAL4 | Instrument: smsd03.i

Sample Info: 45958

Purge Volume: 1000.0 | Operator: PEL

Column phase: HPMS-5 | Column diameter: 0.25

91 p-Phenylenediamine | Concentration: 46.1 ug/l

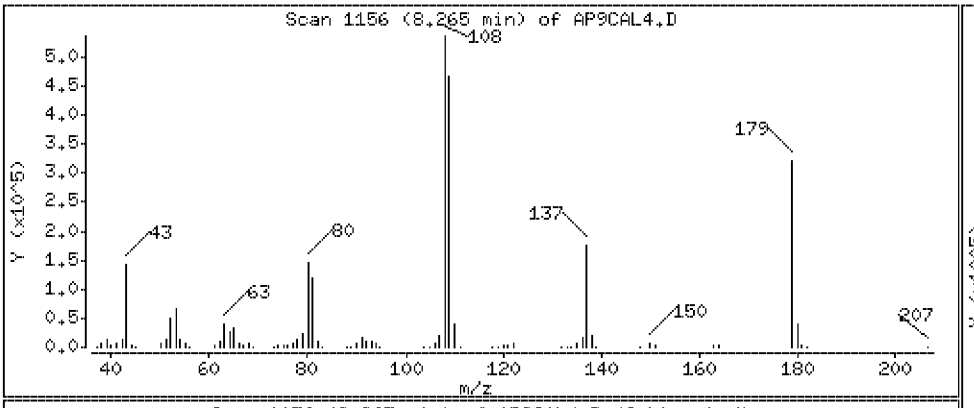

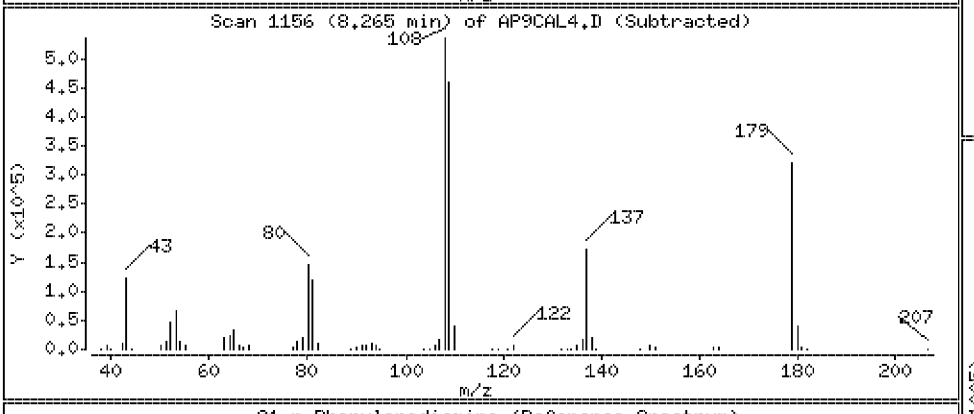

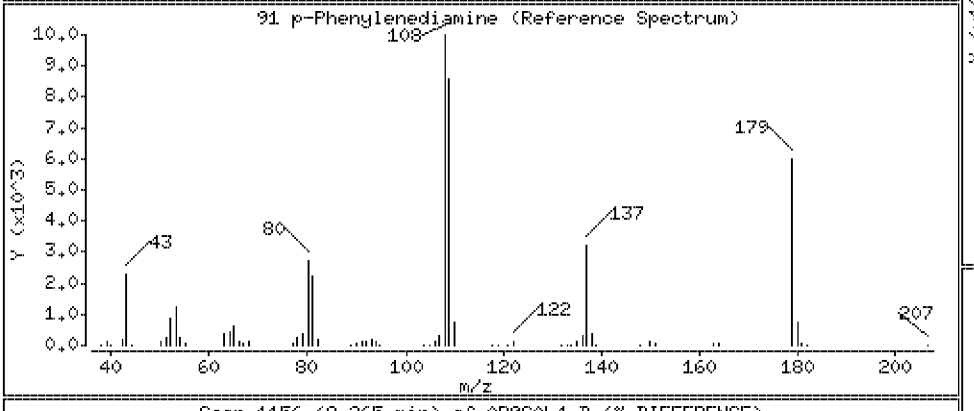

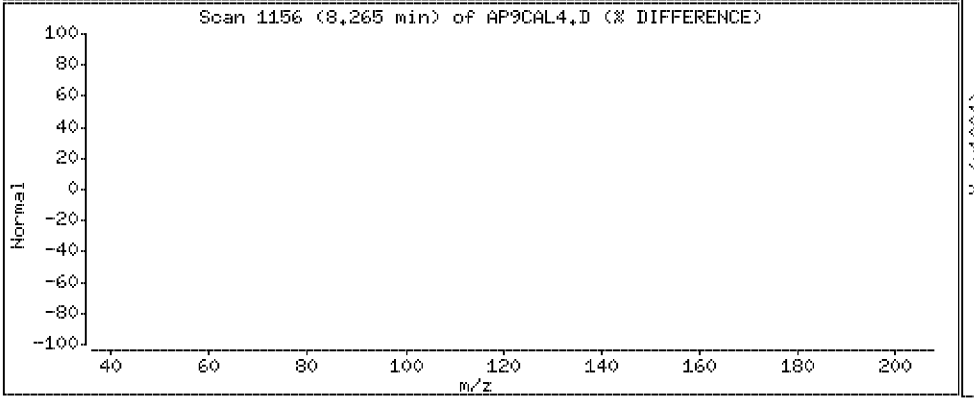

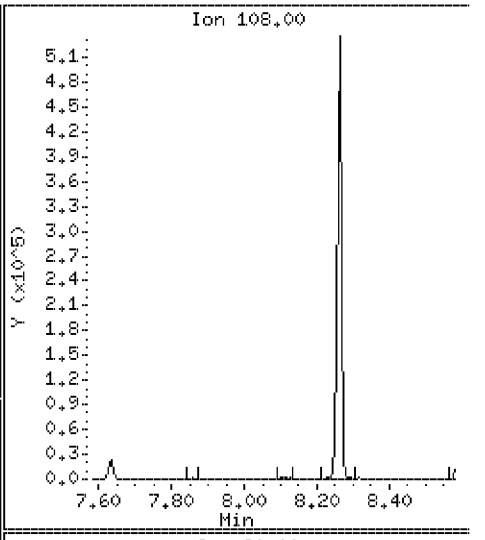

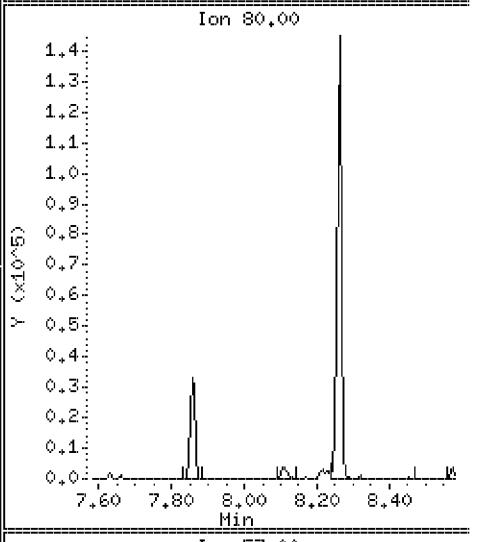

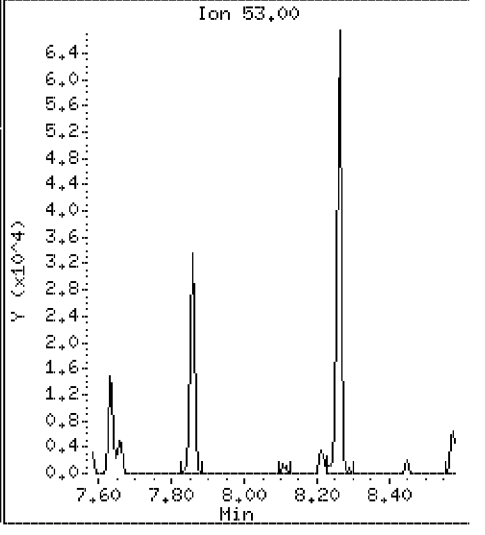

Data File: \\Svecd04\DD\chem\smsd03.i\S3042312.b\AP9CAL4.D

Date : 23-APR-2012 18:17

Client ID: AP9CAL4 | Instrument: smsd03.i

Sample Info: 45958

Purge Volume: 1000.0 | Operator: PEL

Column phase: HPMS-5 | Column diameter: 0.25

97 Pentachloronitrobenzene | Concentration: 45.4 ug/l

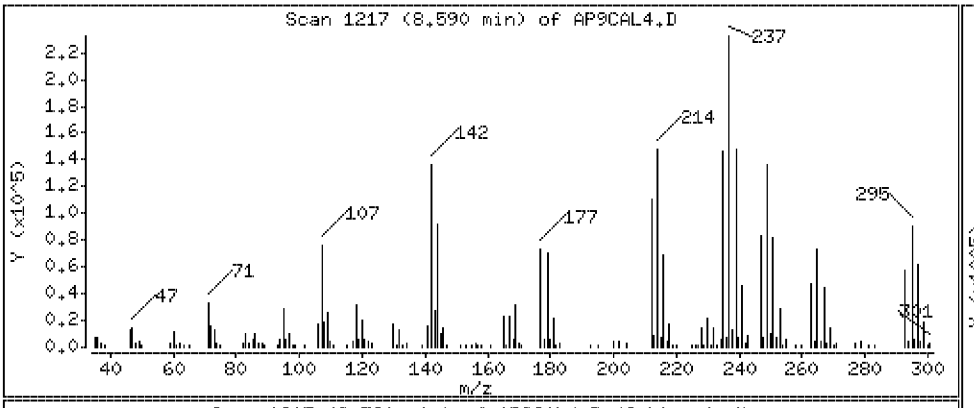

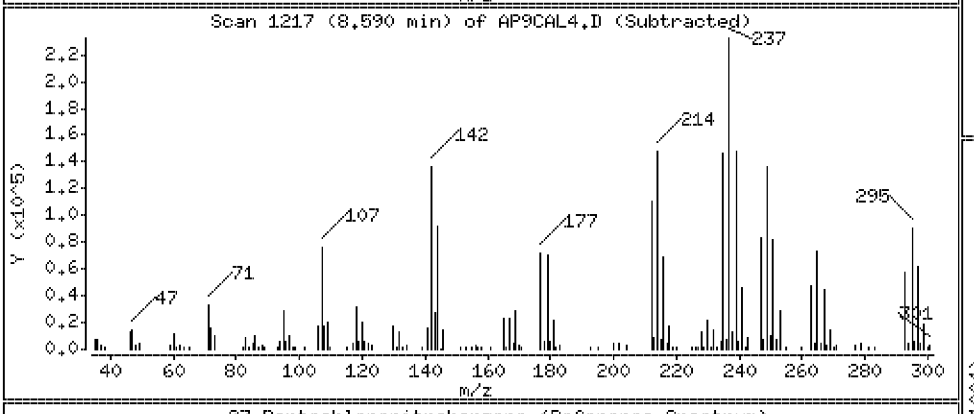

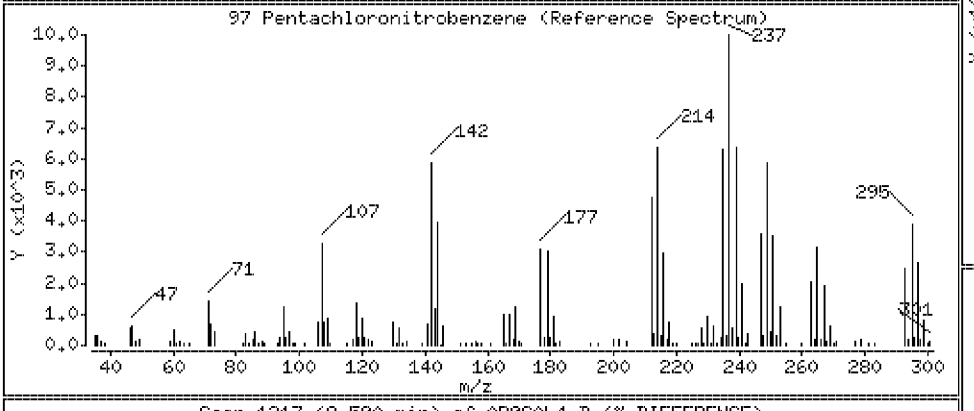

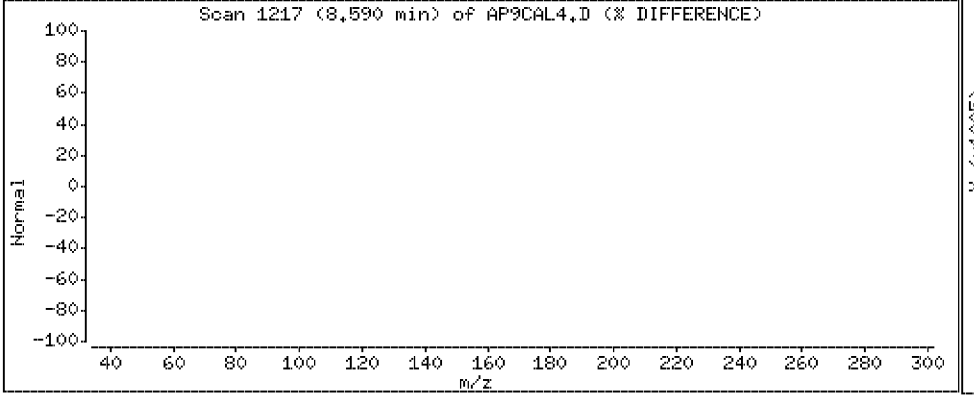

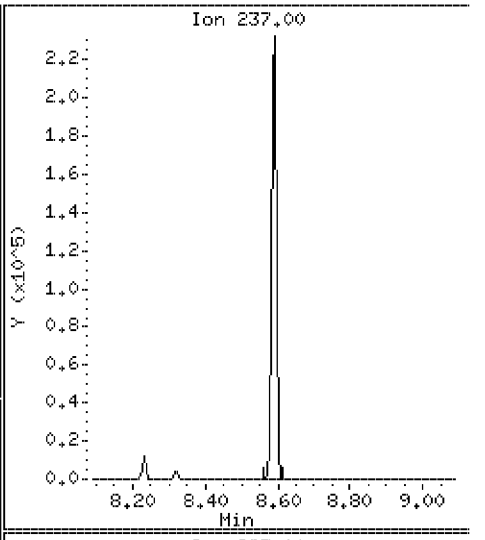

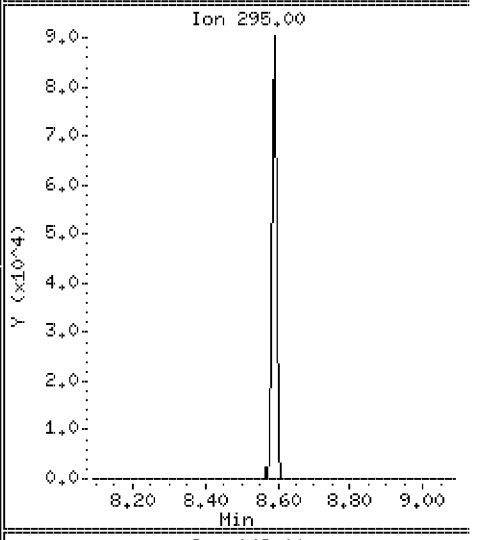

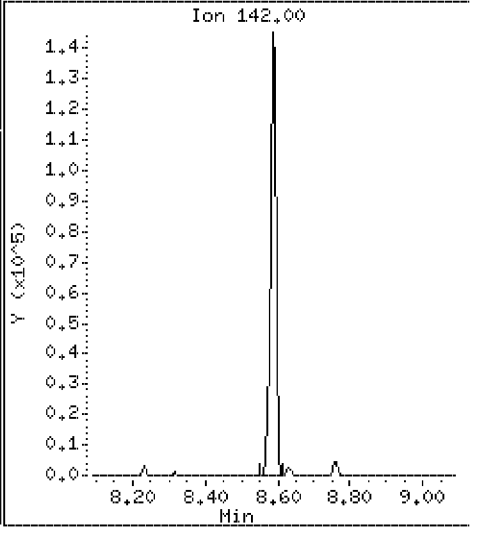

Data File: \\Svecd04\DD\chem\smsd03.i\S3042312.b\AP9CAL4.D

Date : 23-APR-2012 18:17

Client ID: AP9CAL4 | Instrument: smsd03.i

Sample Info: 45958

Purge Volume: 1000.0 | Operator: PEL

Column phase: HPMS-5 | Column diameter: 0.25

98 4-Aminobiphenyl | Concentration: 44.8 ug/l

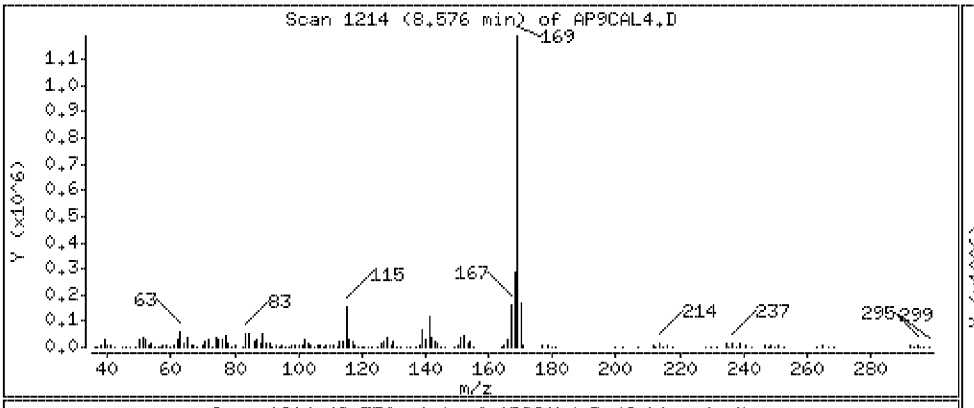

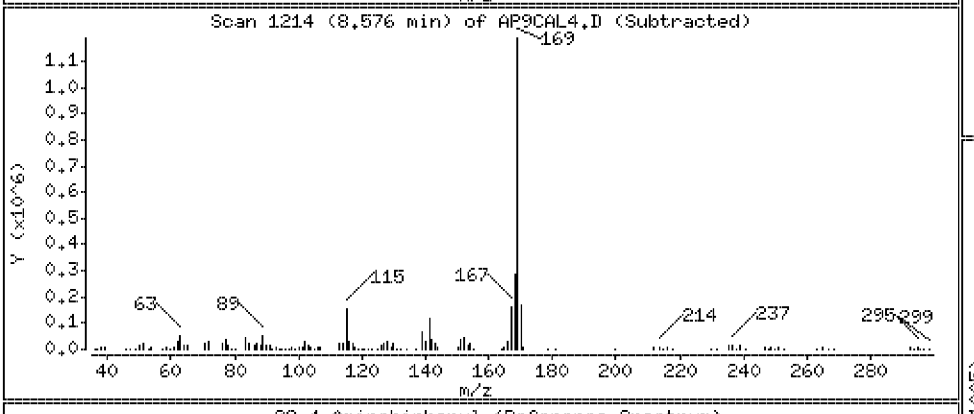

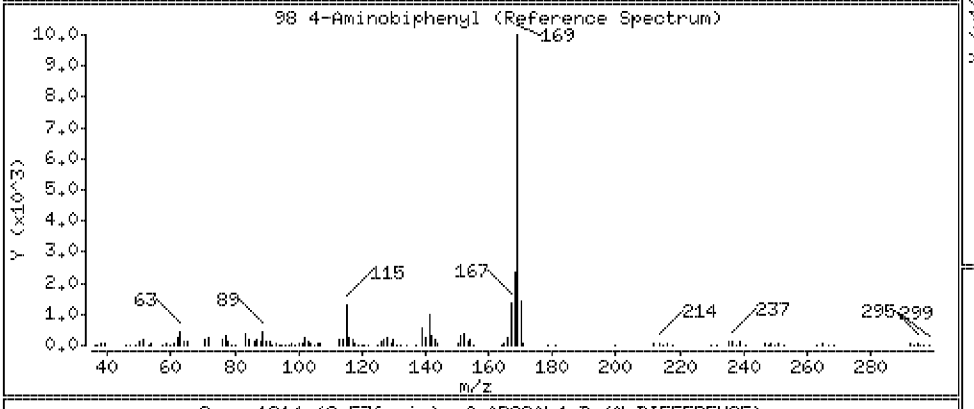

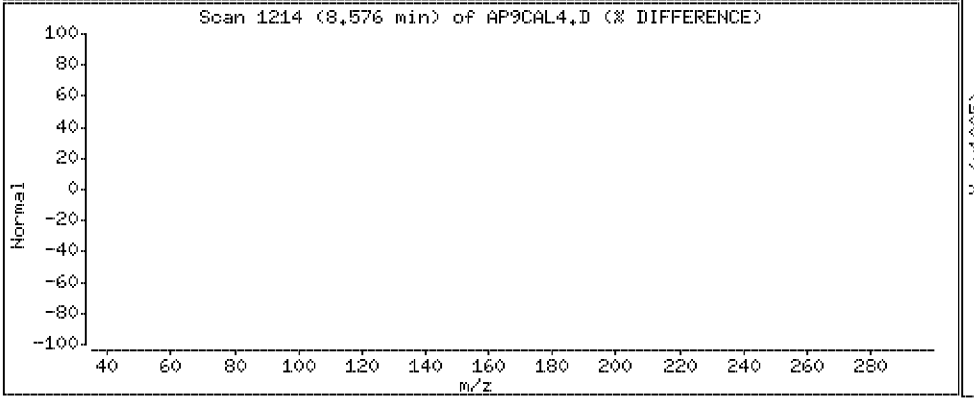

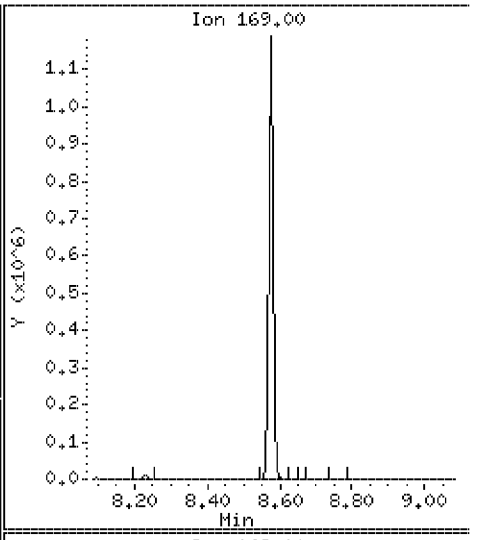

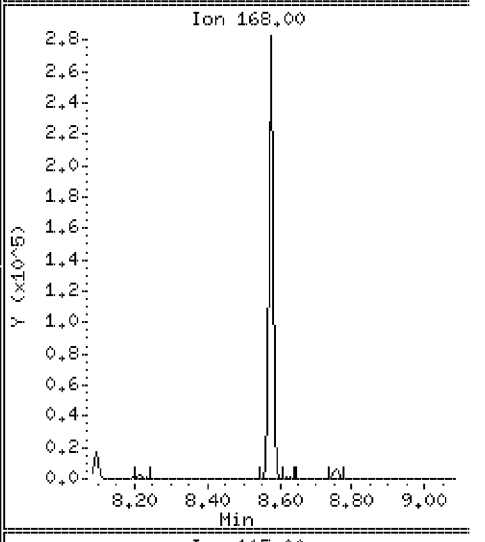

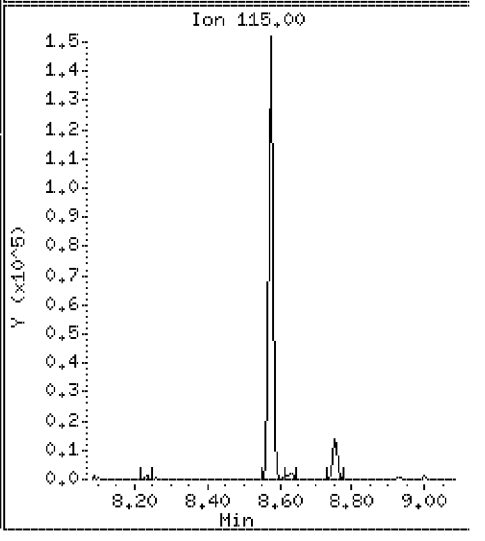

Data File: \\Svecd04\DD\chem\smsd03.i\S3042312.b\AP9CAL4.D

Date : 23-APR-2012 18:17

Client ID: AP9CAL4

Instrument: smsd03.i

Sample Info: 45958

Purge Volume: 1000.0

Operator: PEL

Column phase: HPMS-5

Column diameter: 0.25

99 Pronamide

Concentration: 45.4 ug/l

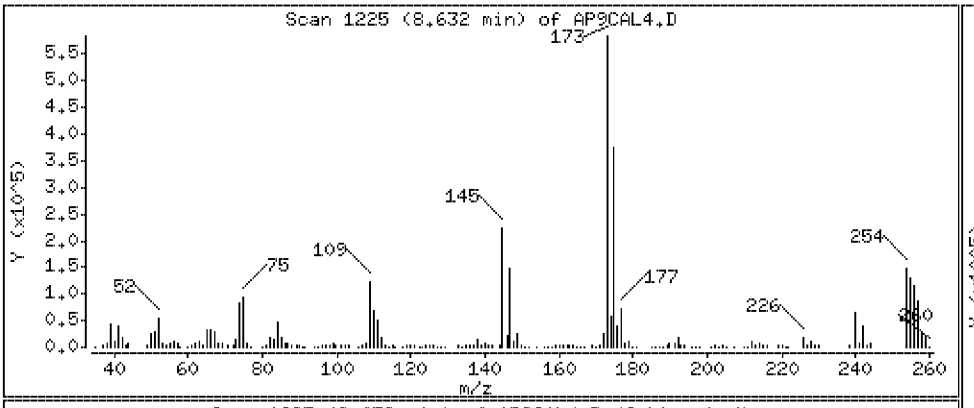

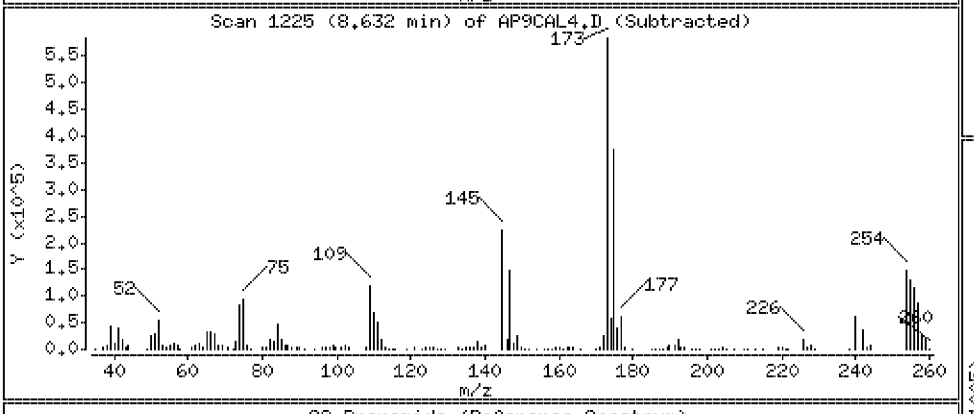

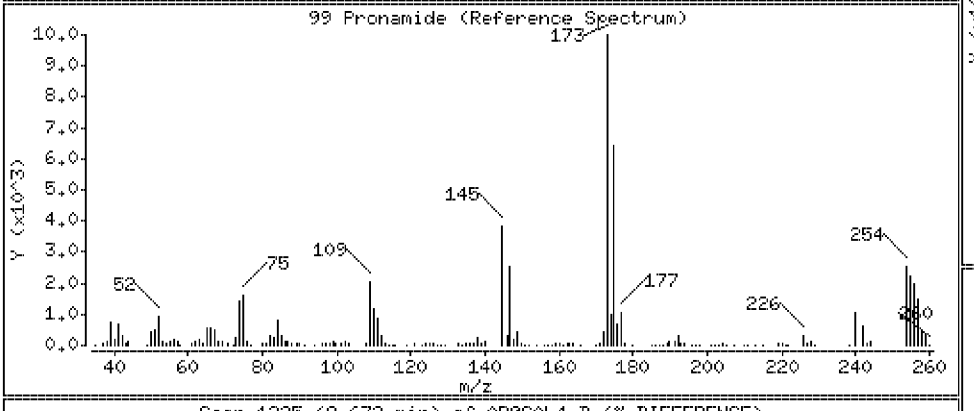

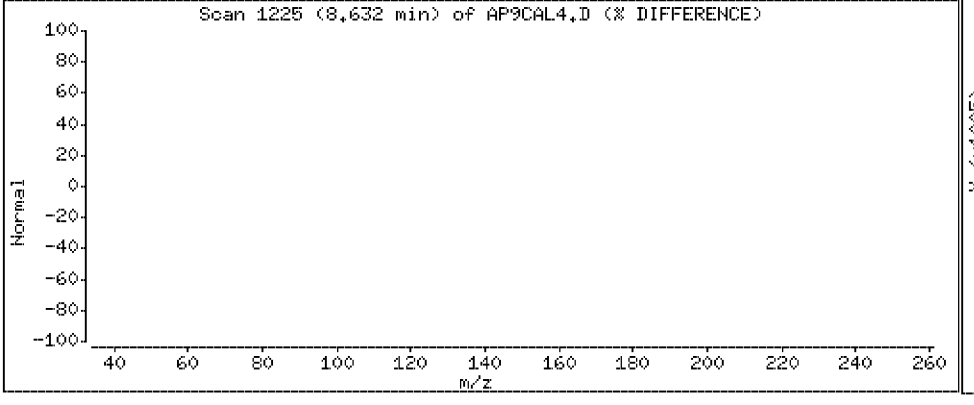

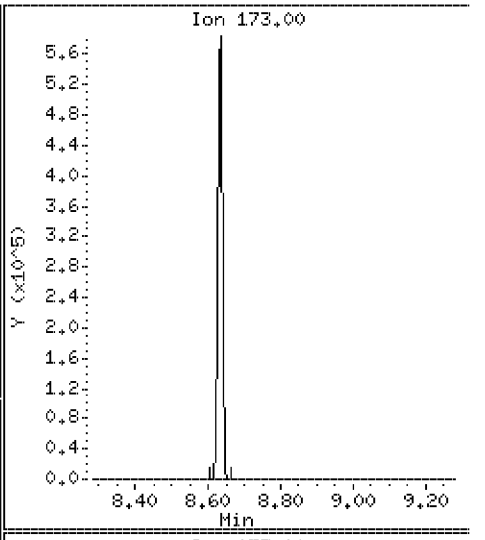

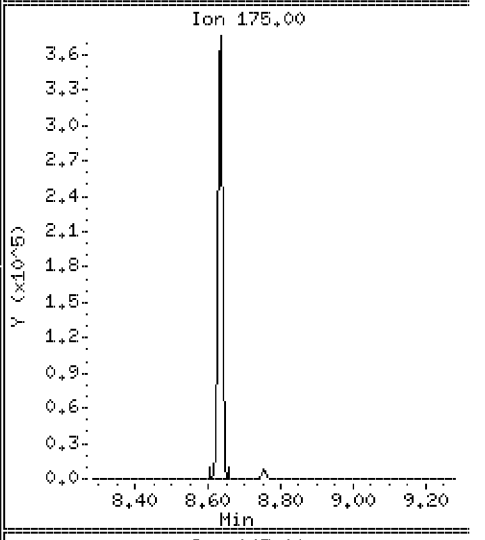

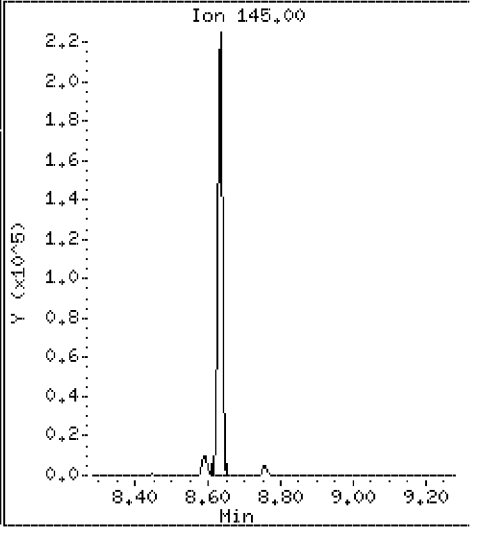

Data File: \\Svecd04\DD\chem\smsd03.i\S3042312.b\AP9CAL4.D

Date : 23-APR-2012 18:17

Client ID: AP9CAL4 | Instrument: smsd03.i

Sample Info: 45958

Purge Volume: 1000.0 | Operator: PEL

Column phase: HPMS-5 | Column diameter: 0.25

102 Dinoseb | Concentration: 44.6 ug/l

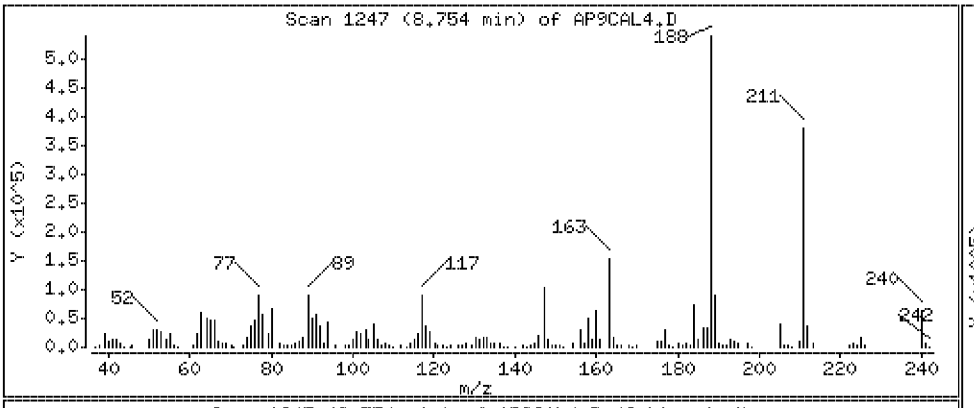

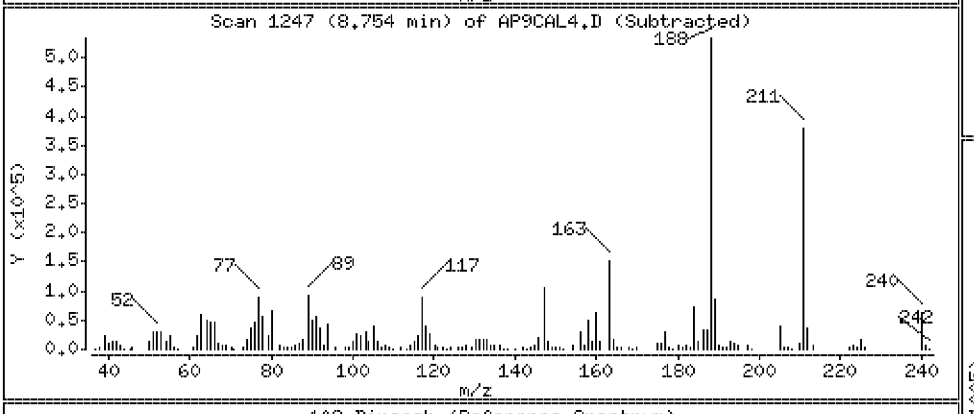

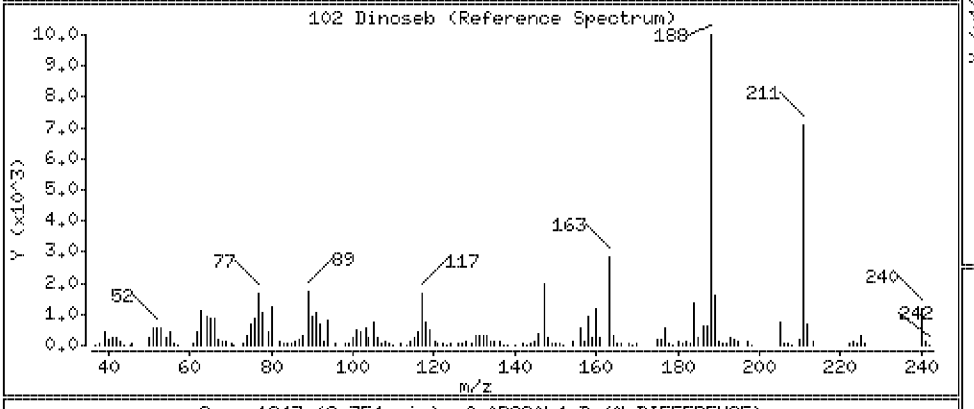

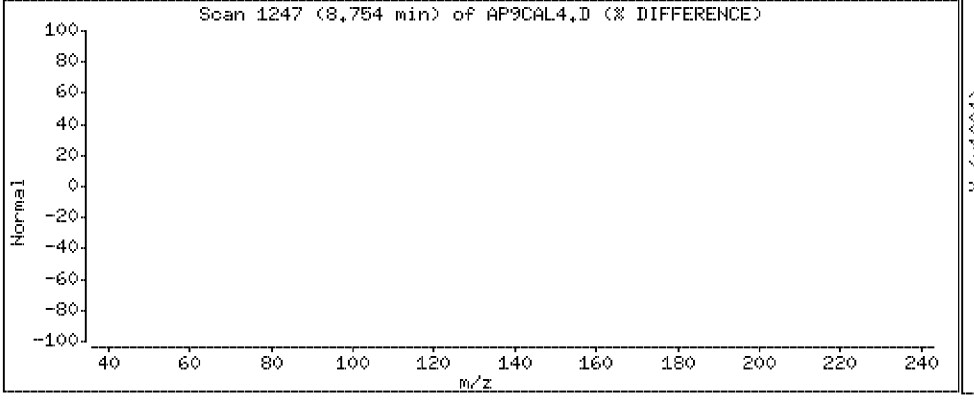

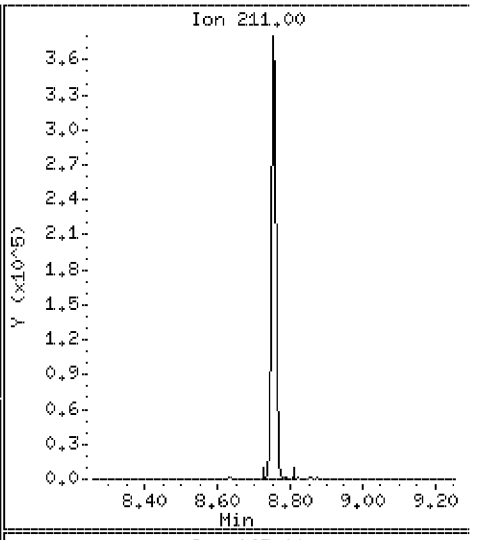

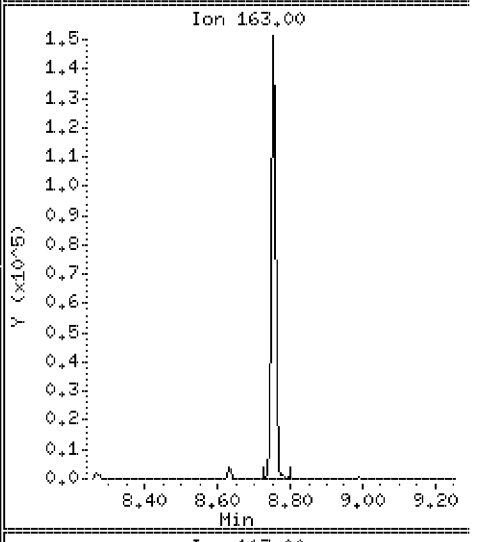

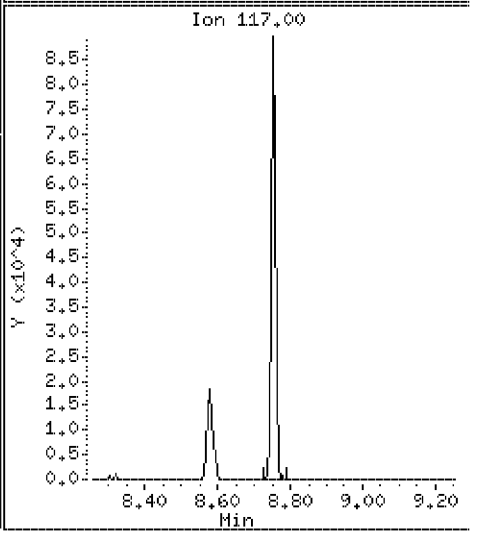

Data File: \\Svecd04\DD\chem\smsd03.i\S3042312.b\AP9CAL4.D

Date : 23-APR-2012 18:17

Client ID: AP9CAL4 Instrument: smsd03.i

Sample Info: 45958

Purge Volume: 1000.0 Operator: PEL

Column phase: HPMS-5 Column diameter: 0.25

106 4-Nitroquinoline-1-oxide Concentration: 44.6 ug/l

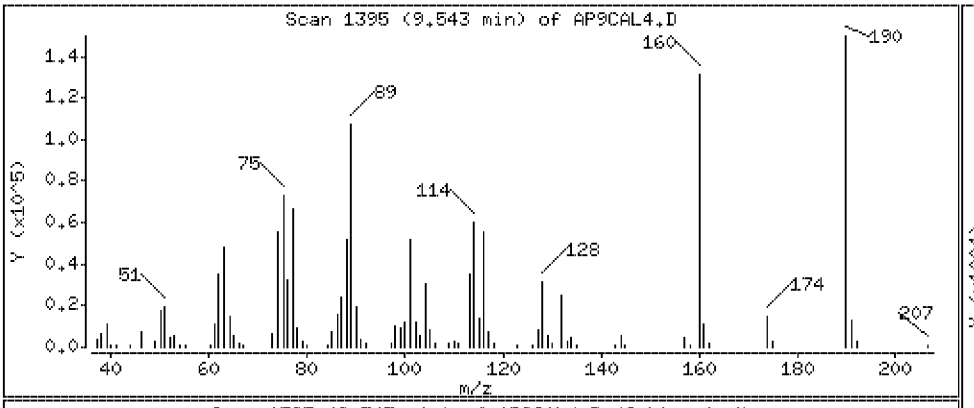

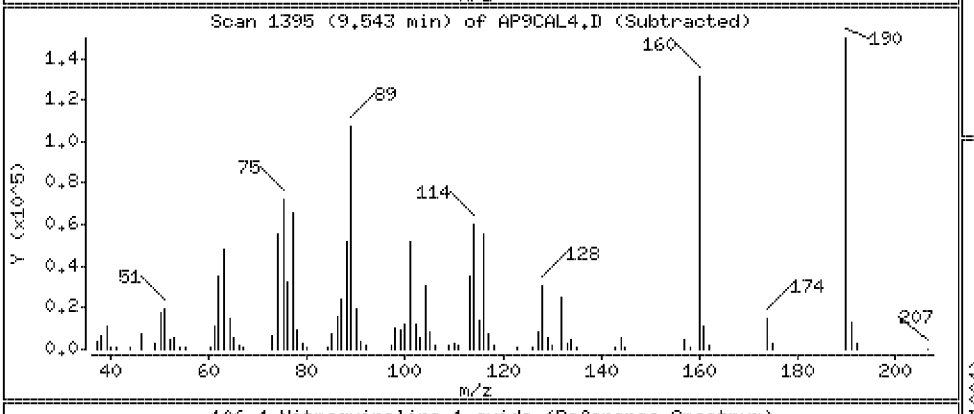

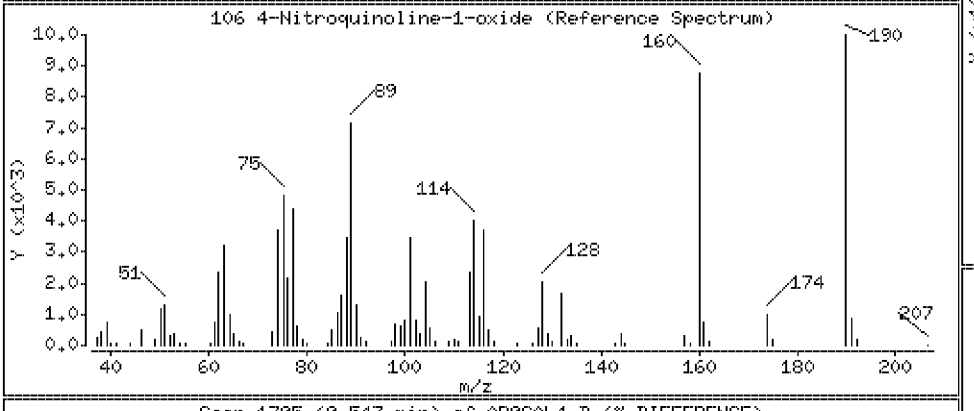

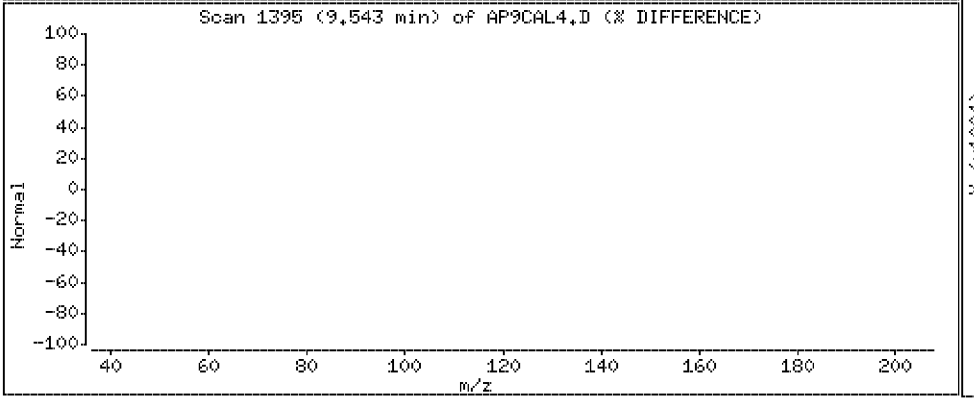

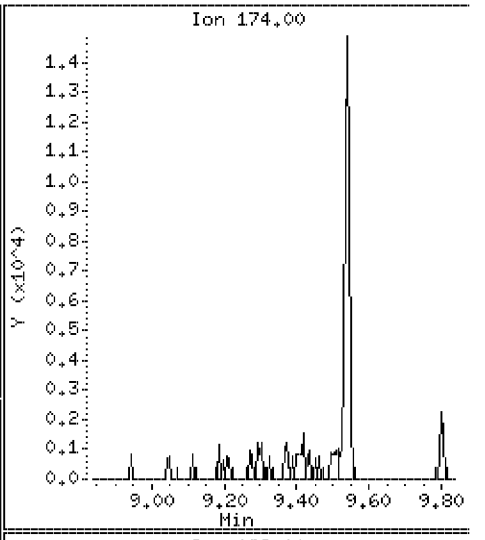

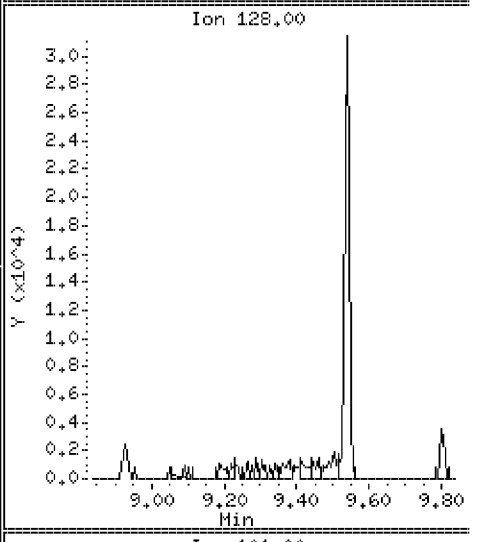

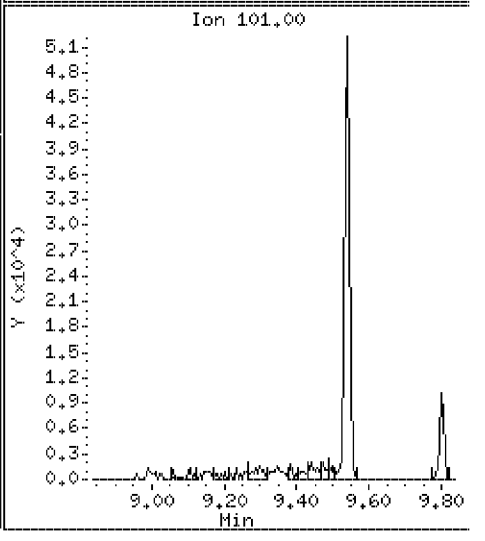

Data File: \\Svecd04\DD\chem\smsd03.i\S3042312.b\AP9CAL4.D

Date : 23-APR-2012 18:17

Client ID: AP9CAL4 | Instrument: smsd03.i

Sample Info: 45958

Purge Volume: 1000.0 | Operator: PEL

Column phase: HPMS-5 | Column diameter: 0.25

107 Methapyrilene | Concentration: 49.3 ug/l

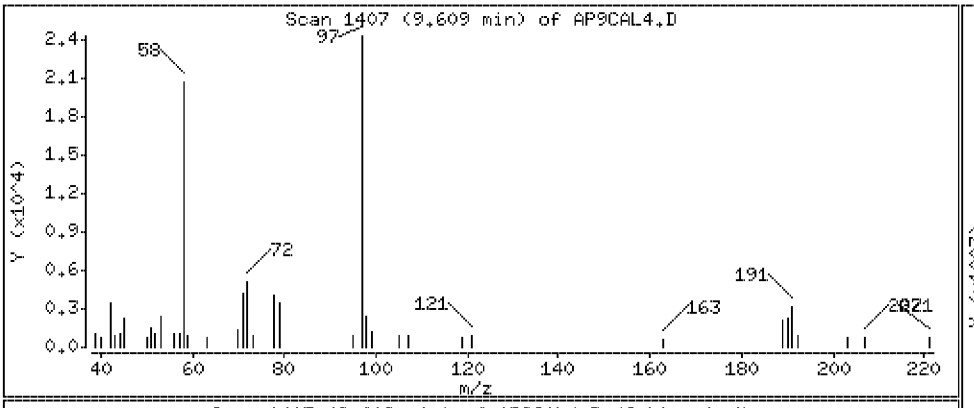

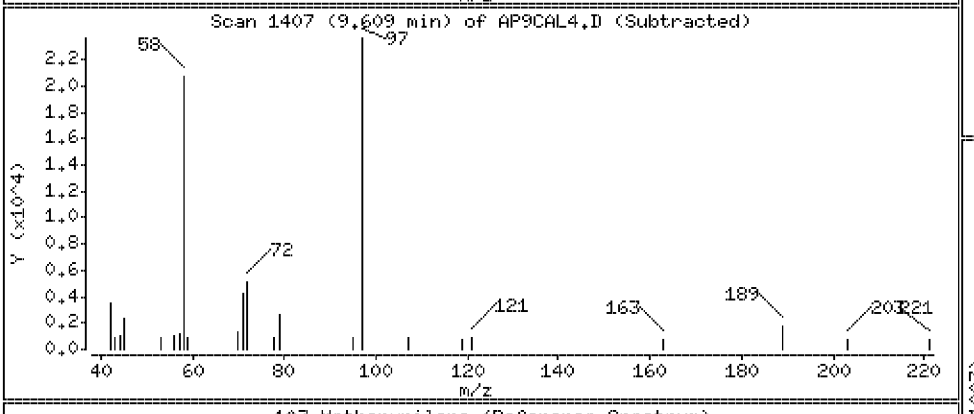

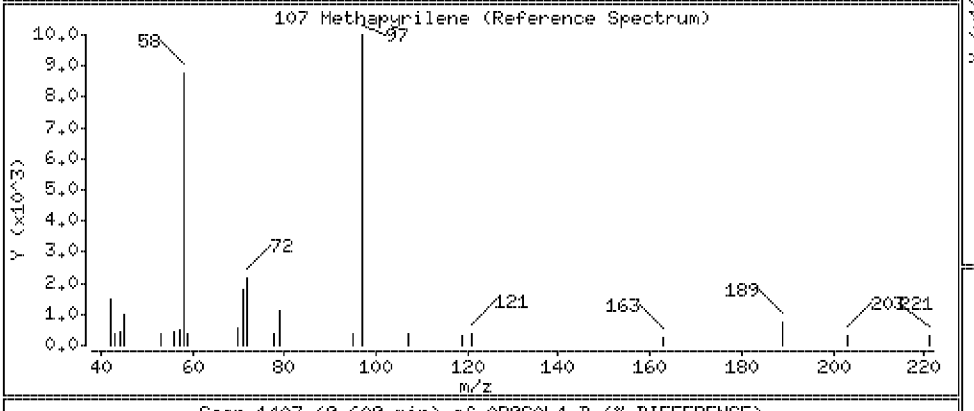

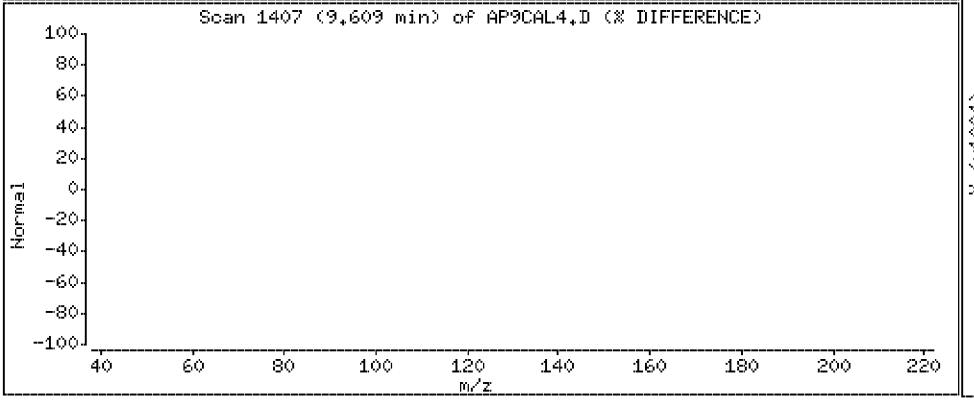

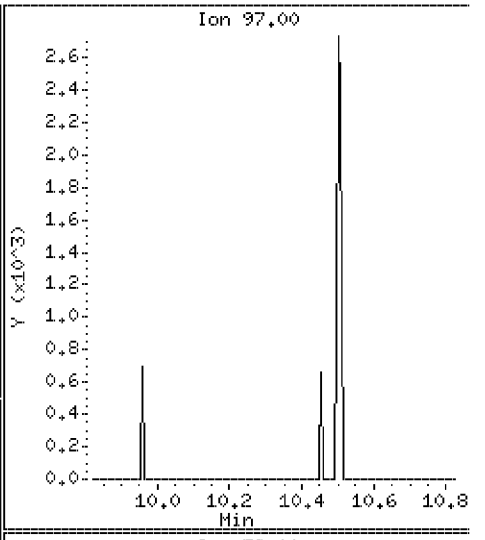

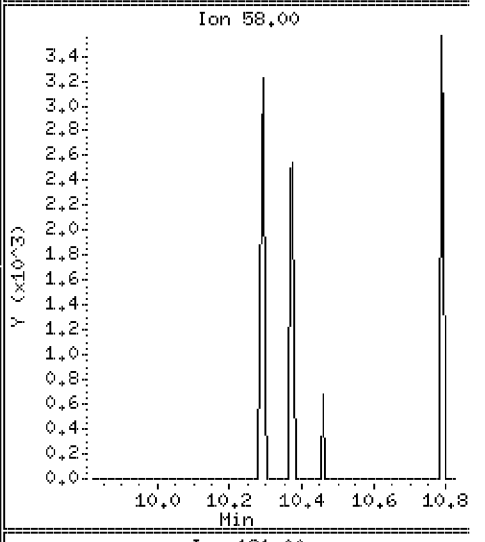

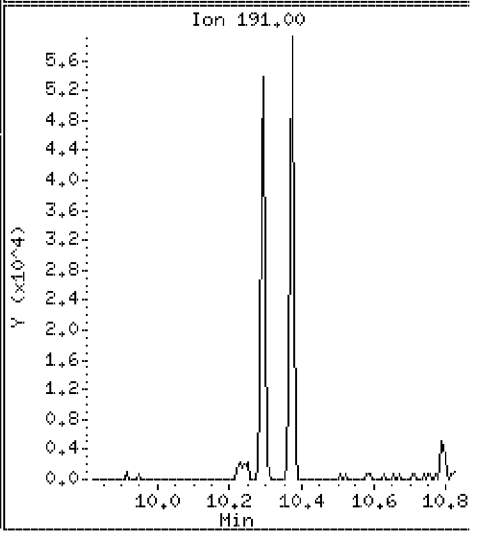

Data File: \\Svecd04\DD\chem\smsd03.i\S3042312.b\AP9CAL4.D

Date : 23-APR-2012 18:17

Client ID: AP9CAL4

Instrument: smsd03.i

Sample Info: 45958

Purge Volume: 1000.0

Operator: PEL

Column phase: HPMS-5

Column diameter: 0.25

108 Isodrin

Concentration: 44.6 ug/l

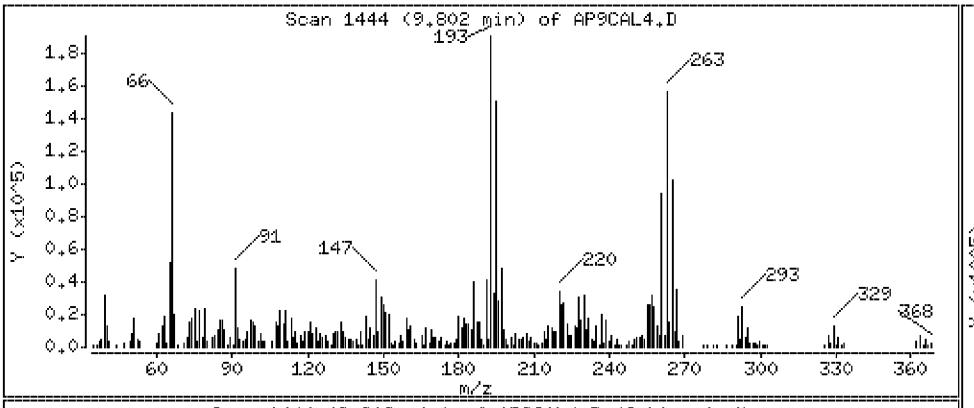

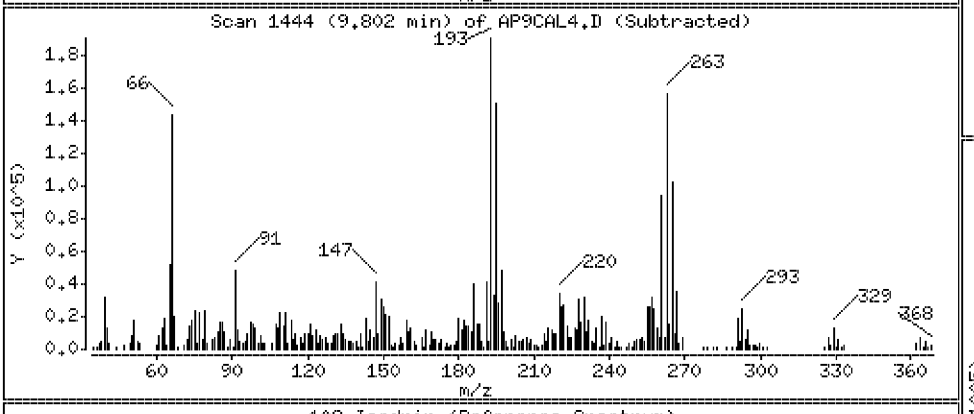

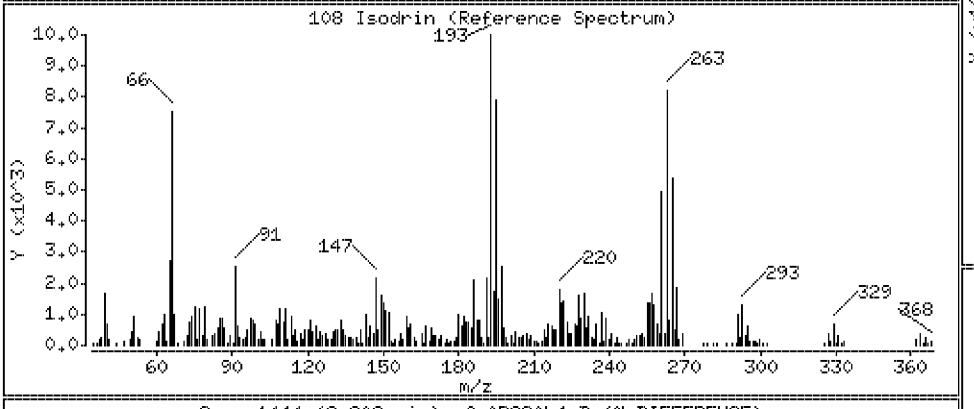

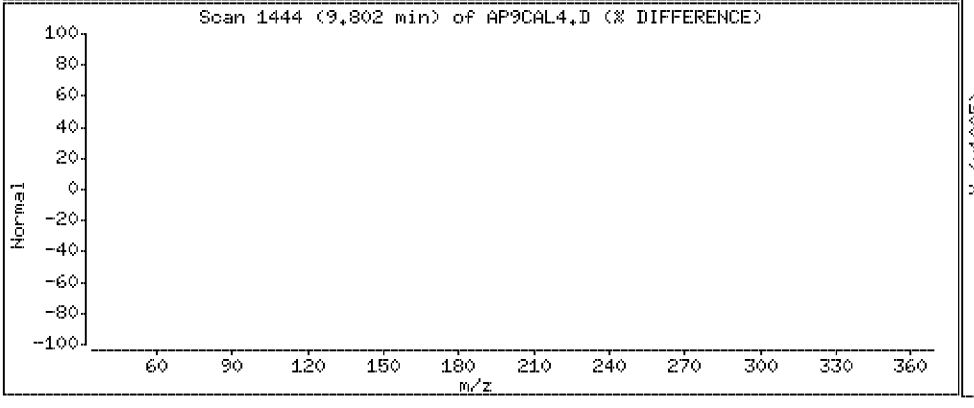

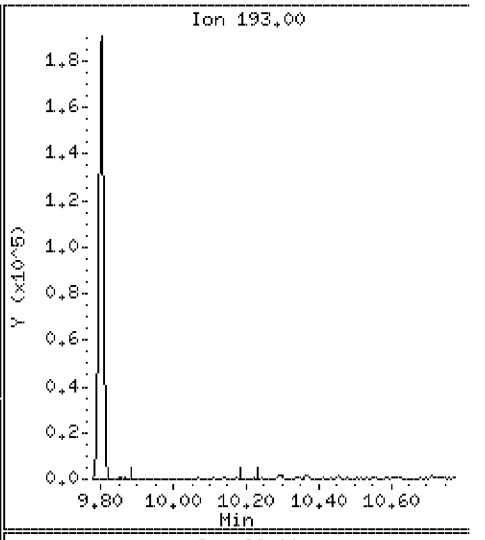

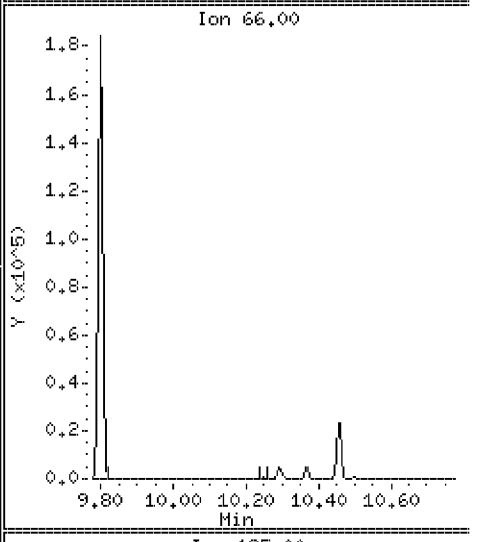

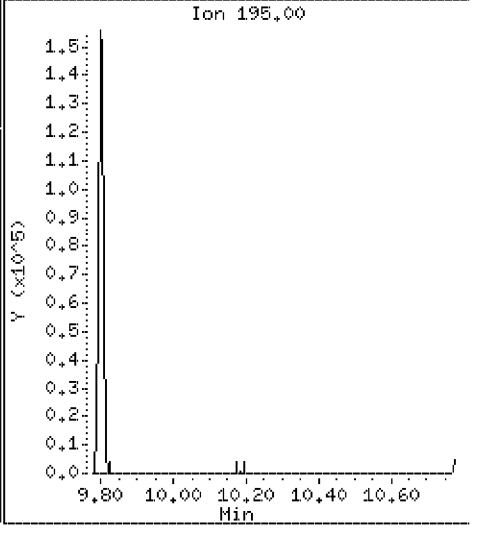

Data File: \\Svecd04\DD\chem\smsd03.i\S3042312.b\AP9CAL4.D

Date : 23-APR-2012 18:17

Client ID: AP9CAL4

Instrument: smsd03.i

Sample Info: 45958

Purge Volume: 1000.0

Operator: PEL

Column phase: HPMS-5

Column diameter: 0.25

113 Aramite

Concentration: 46.4 ug/l

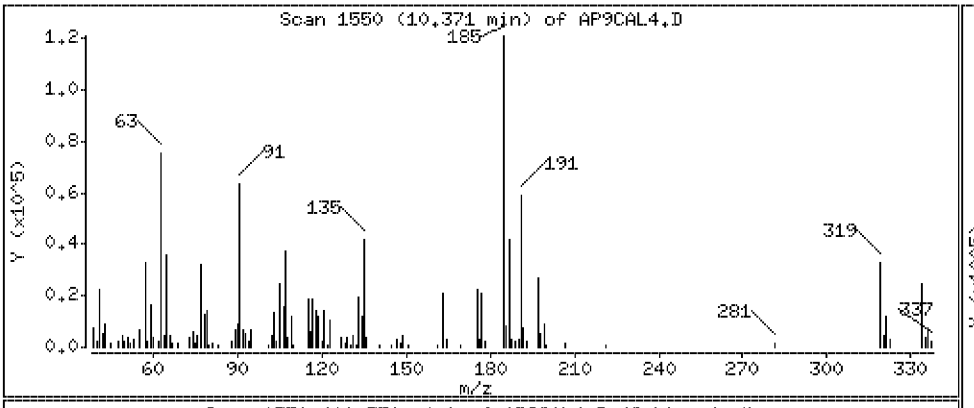

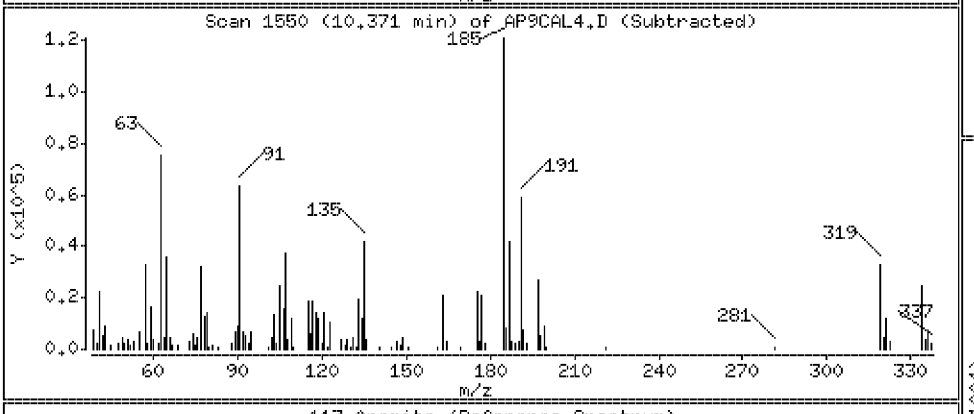

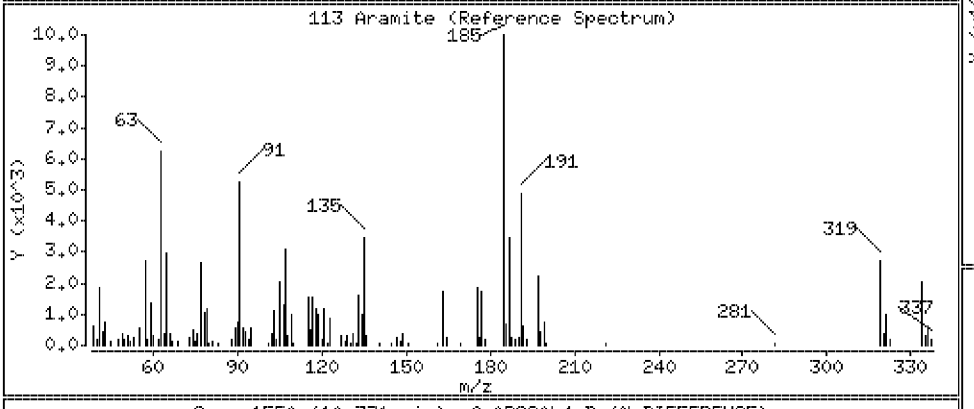

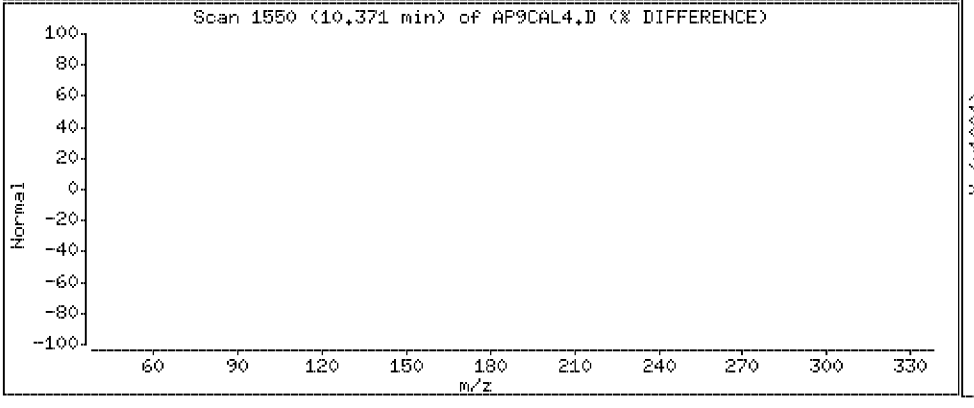

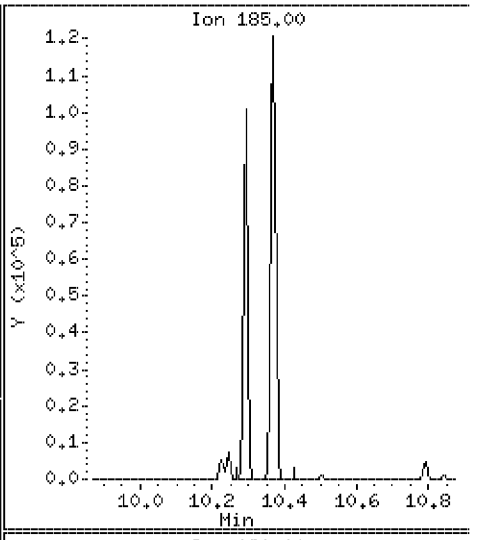

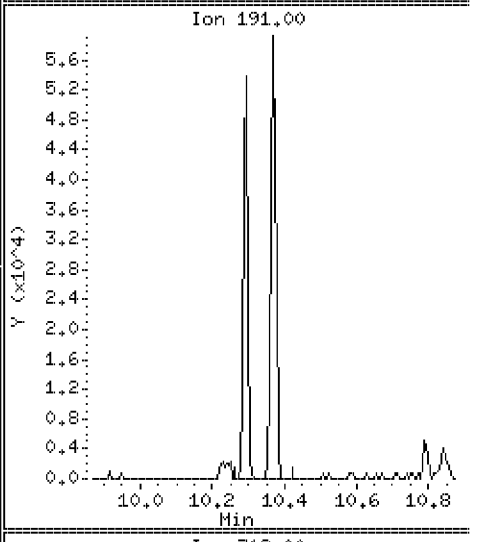

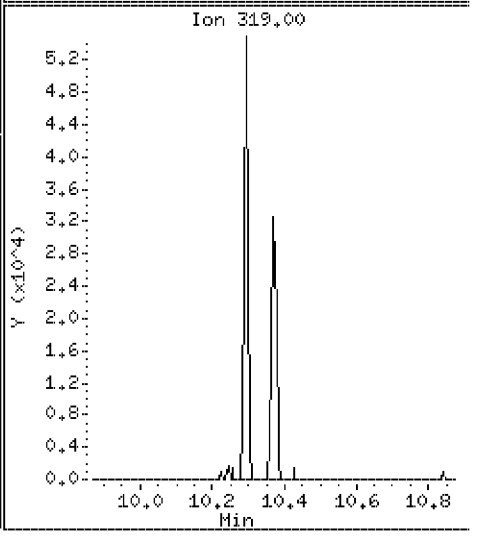

Data File: \\Svecd04\DD\chem\smsd03.i\S3042312.b\AP9CAL4.D

Date : 23-APR-2012 18:17

Client ID: AP9CAL4 | Instrument: smsd03.i

Sample Info: 45958

Purge Volume: 1000.0 | Operator: PEL

Column phase: HPMS-5 | Column diameter: 0.25

114 p-Dimethylamino azobenzene | Concentration: 45.9 ug/l

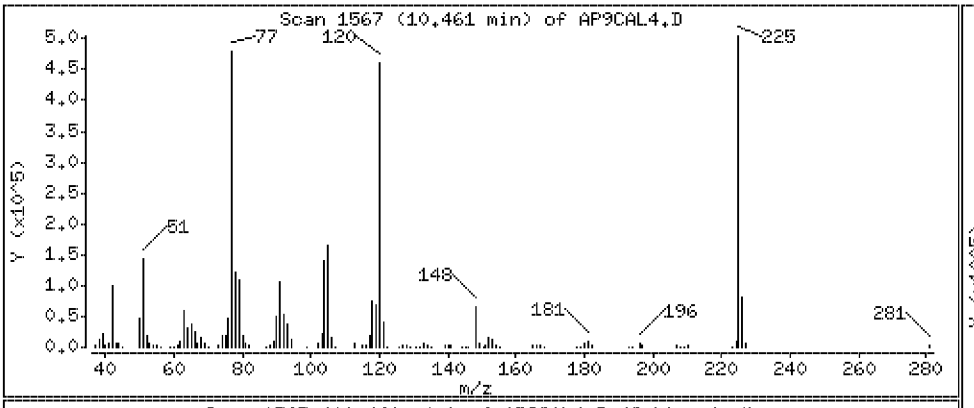

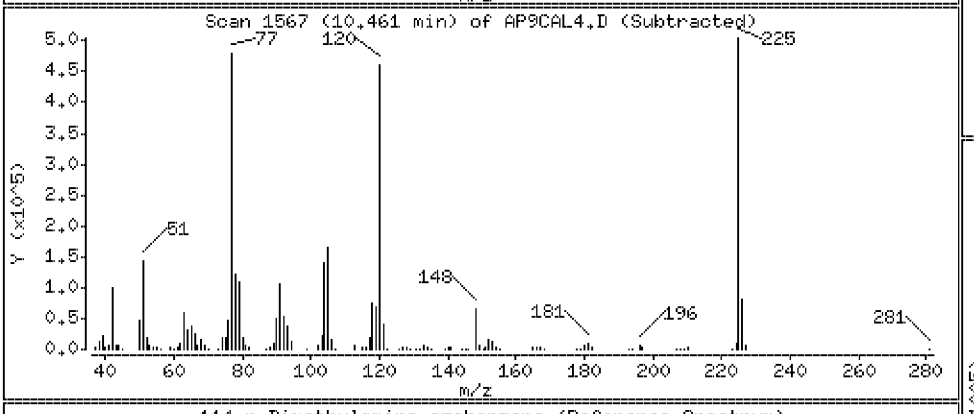

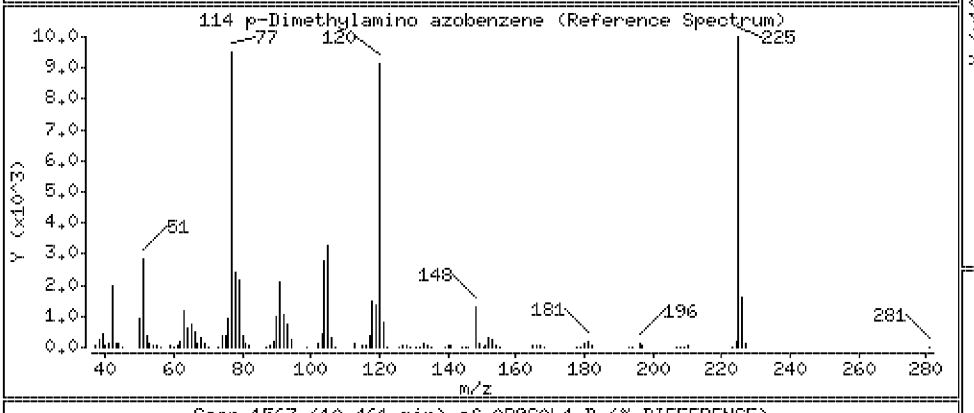

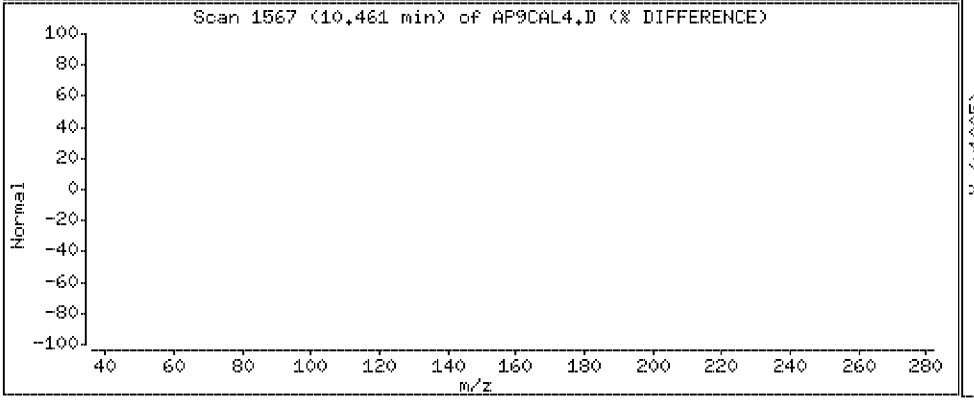

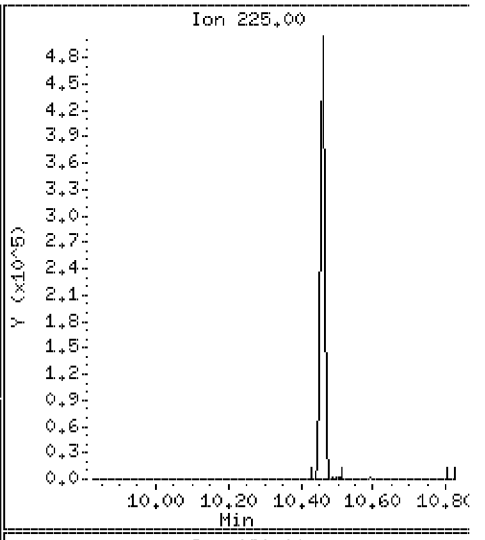

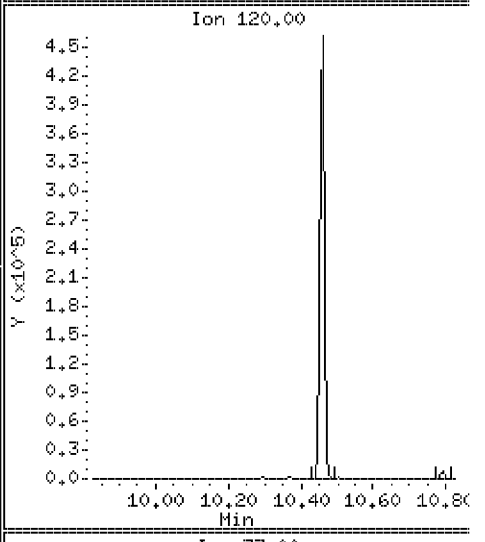

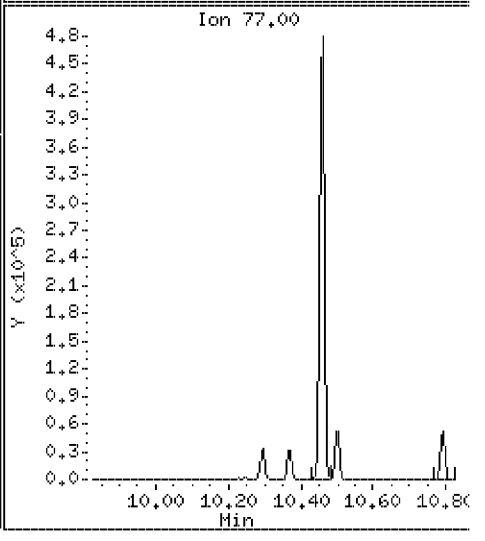

Data File: \\Svecd04\DD\chem\smsd03.i\S3042312.b\AP9CAL4.D

Date : 23-APR-2012 18:17

Client ID: AP9CAL4 Instrument: smsd03.i

Sample Info: 45958

Purge Volume: 1000.0 Operator: PEL

Column phase: HPMS-5 Column diameter: 0.25

115 Chlorobenzilate Concentration: 45.6 ug/l

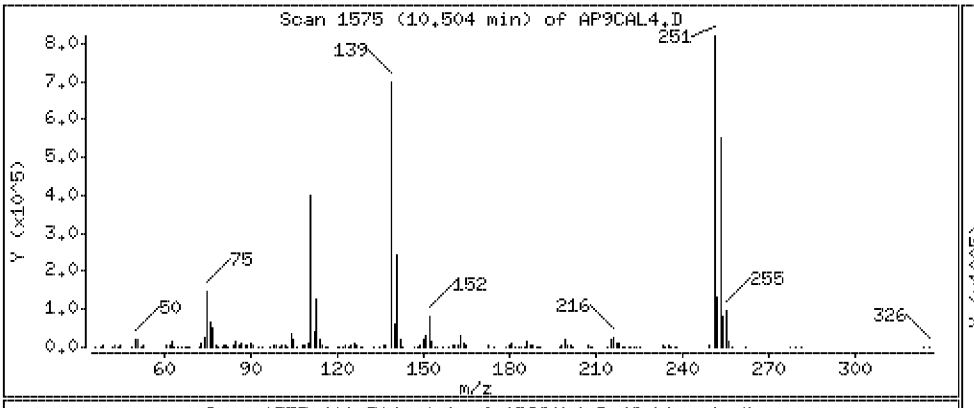

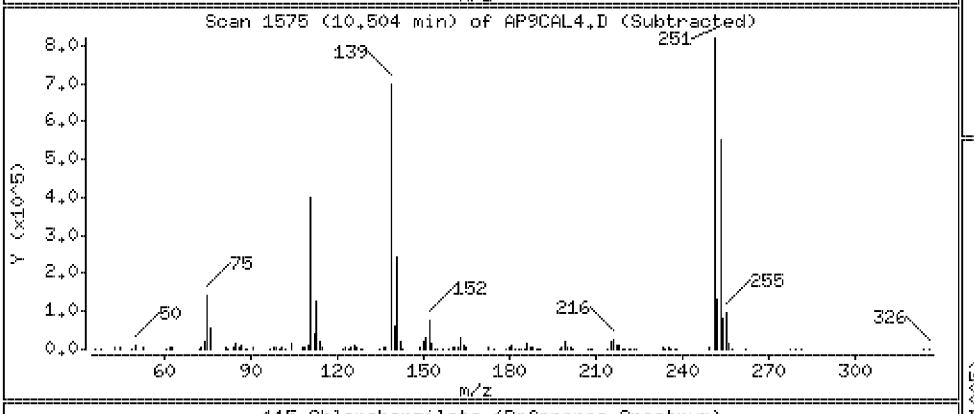

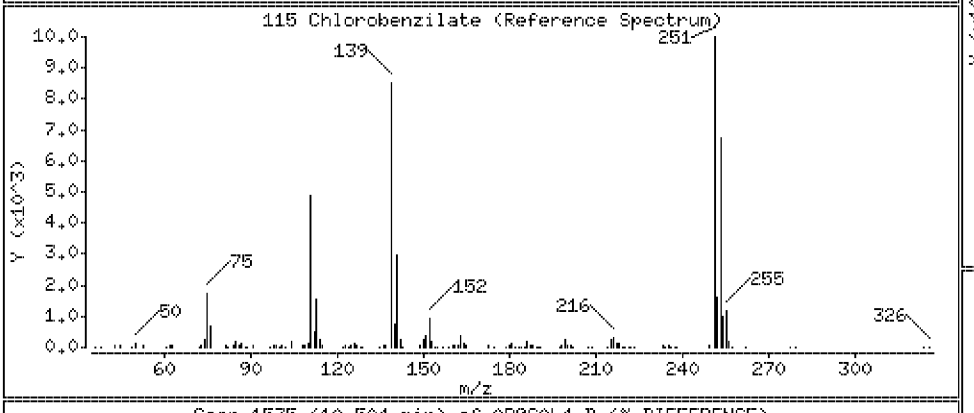

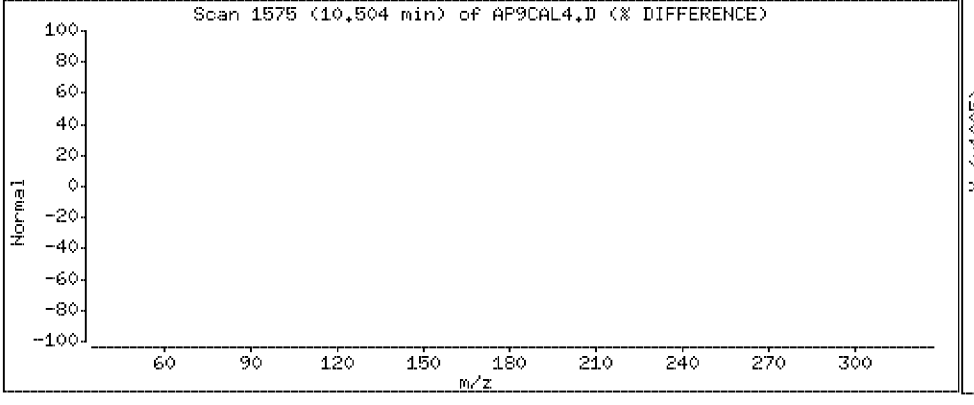

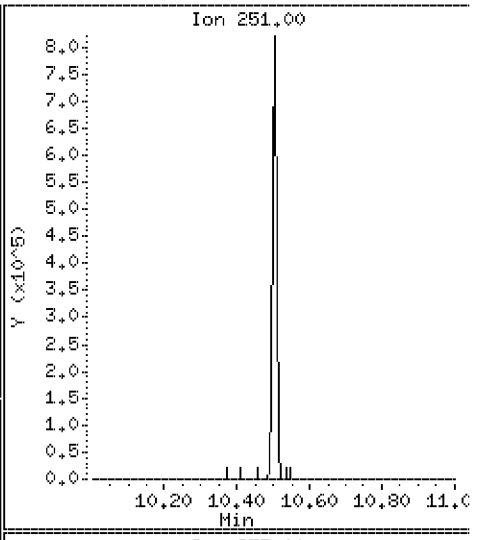

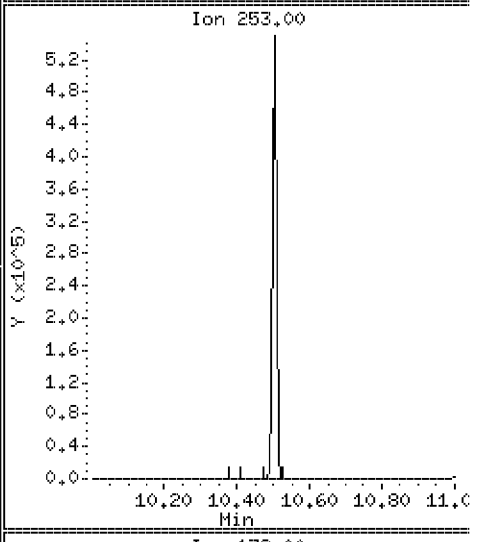

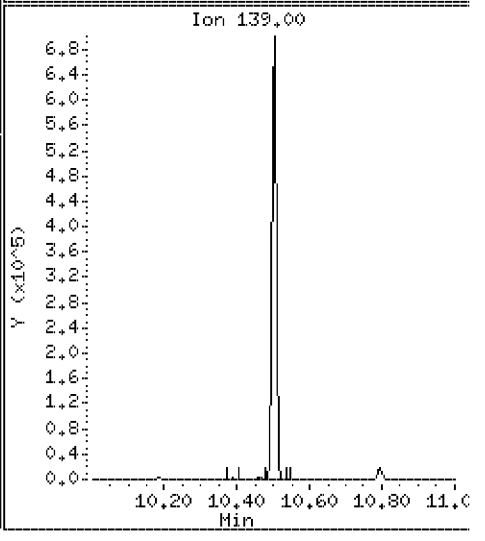

Data File: \\Svecd04\DD\chem\smsd03.i\S3042312.b\AP9CAL4.D

Date : 23-APR-2012 18:17

Client ID: AP9CAL4

Instrument: smsd03.i

Sample Info: 45958

Purge Volume: 1000.0

Operator: PEL

Column phase: HPMS-5

Column diameter: 0.25

116 Kepone

Concentration: 49.0 ug/l

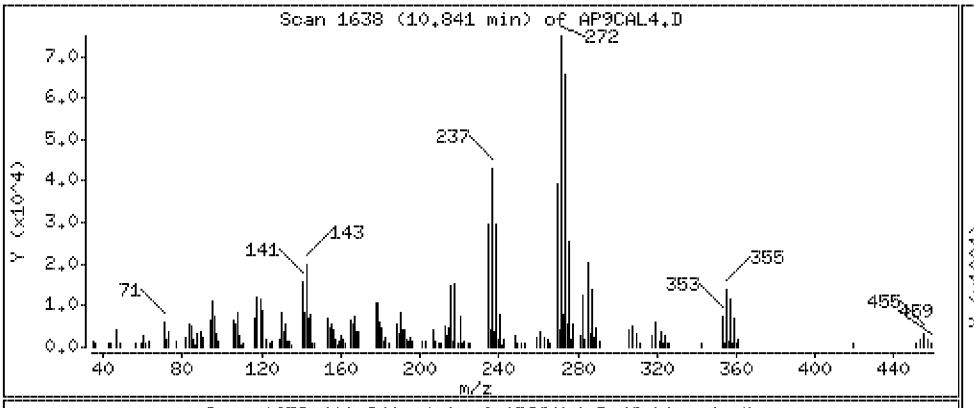

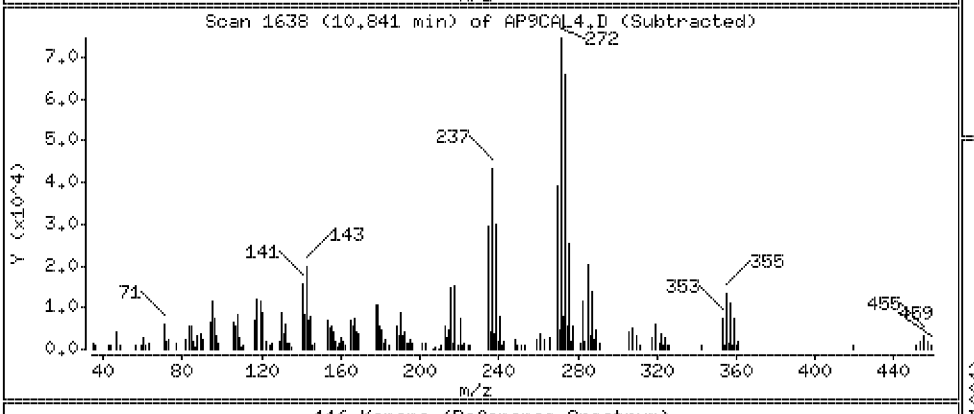

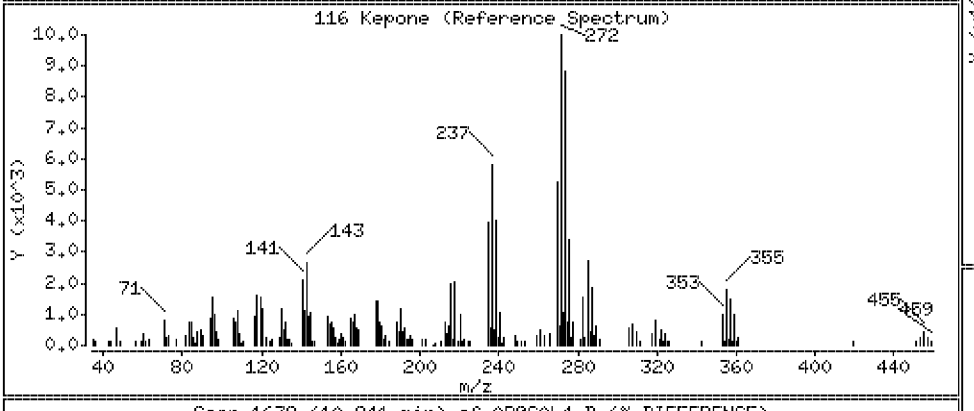

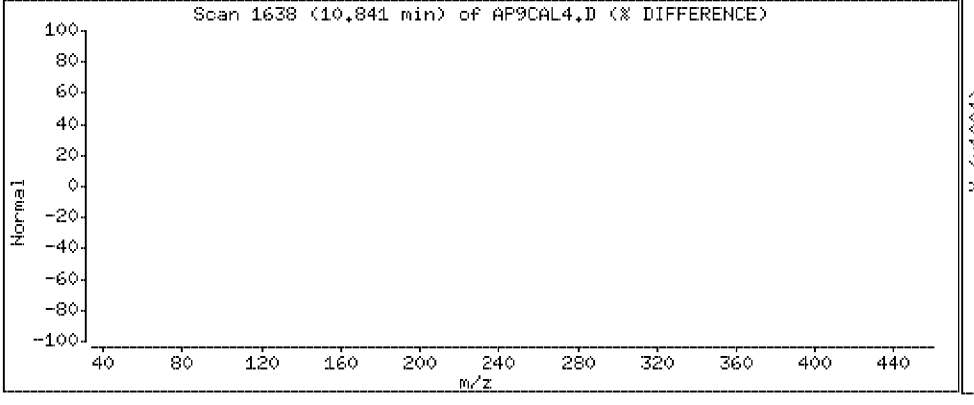

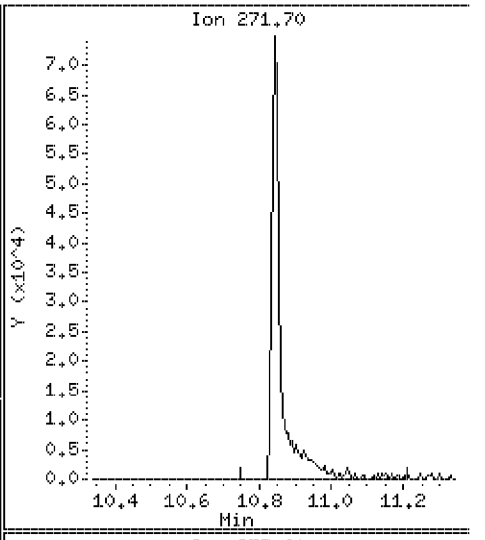

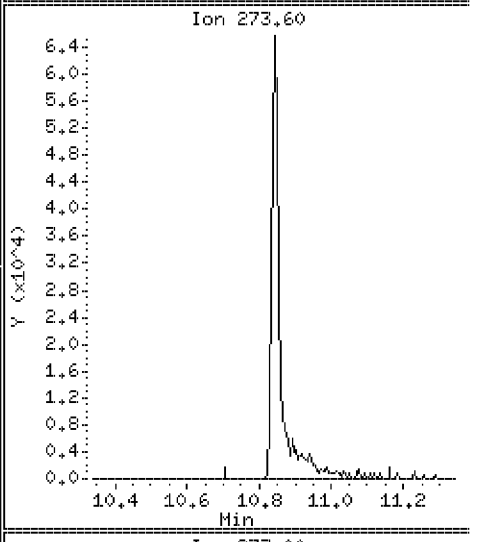

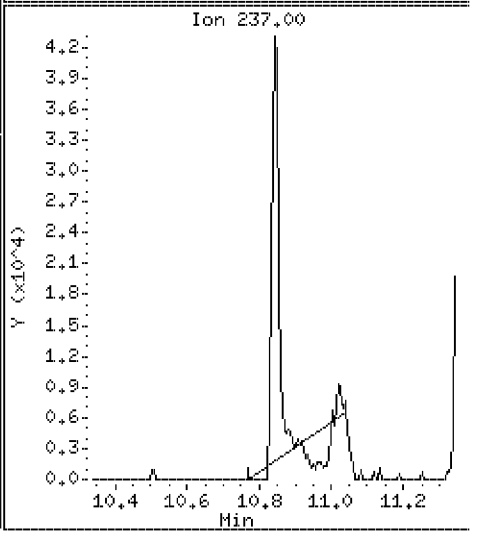

Data File: \\Svecd04\DD\chem\smsd03.i\S3042312.b\AP9CAL4.D

Date : 23-APR-2012 18:17

Client ID: AP9CAL4 | Instrument: smsd03.i

Sample Info: 45958

Purge Volume: 1000.0 | Operator: PEL

Column phase: HPMS-5 | Column diameter: 0.25

117 3,3-Dimethylbenzidine | Concentration: 47.4 ug/l

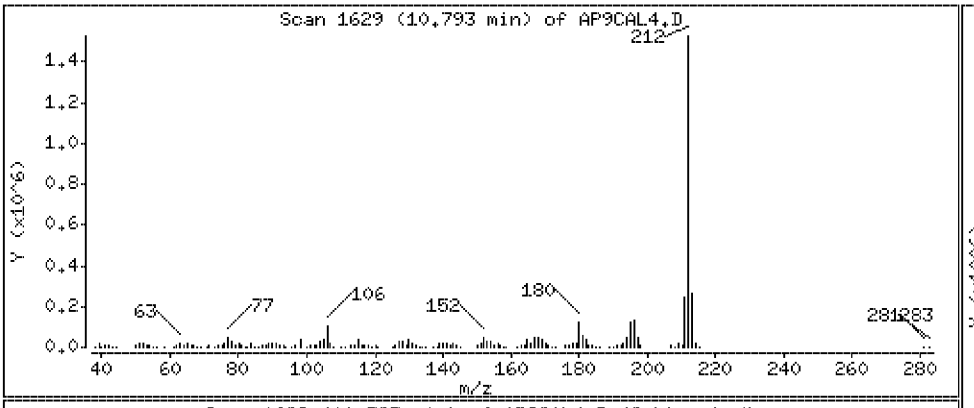

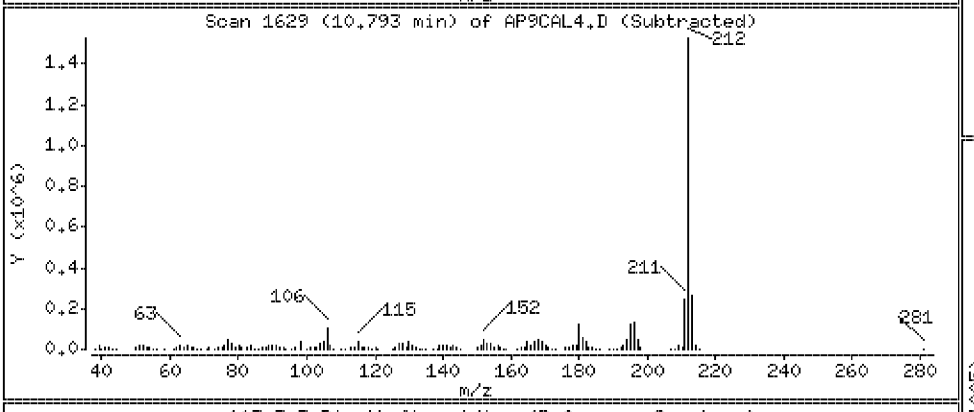

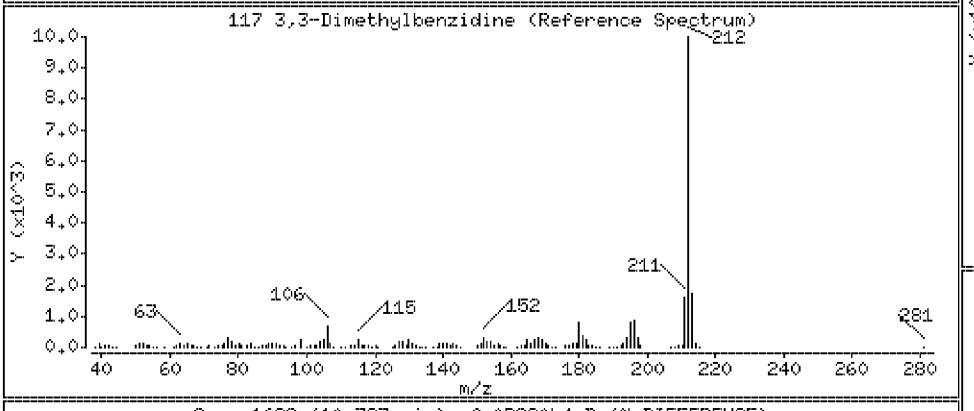

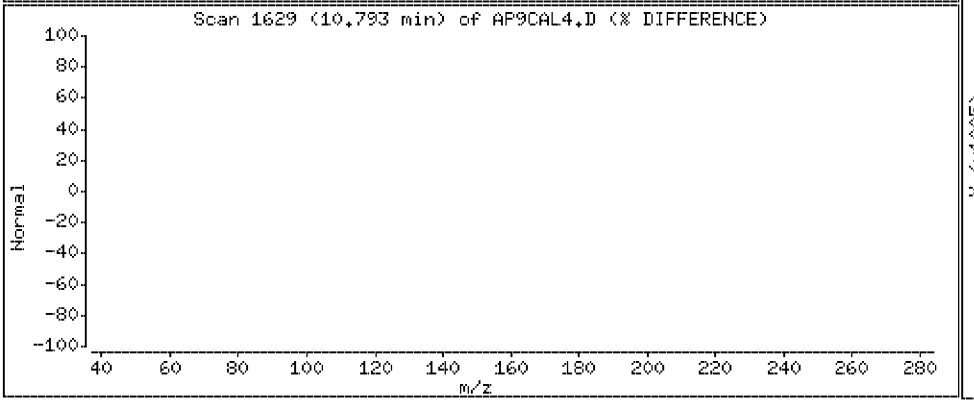

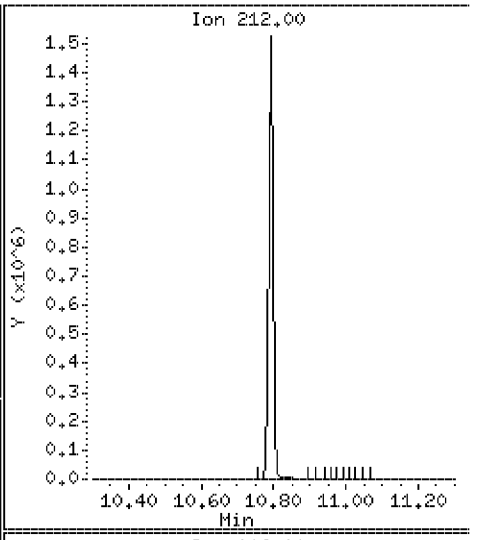

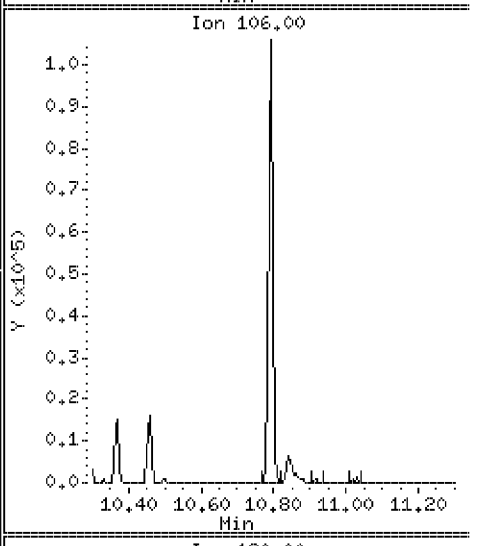

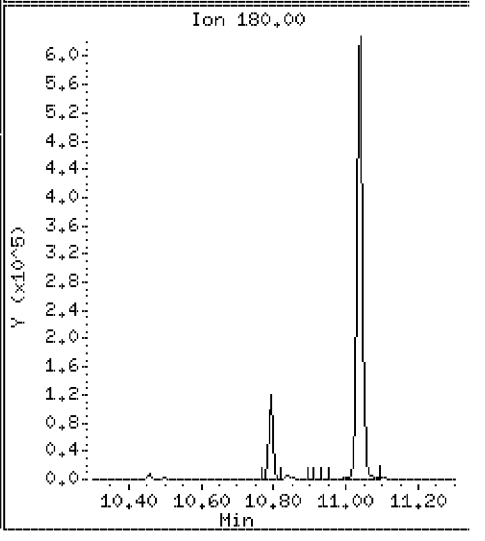

Data File: \\Svecd04\DD\chem\smsd03.i\S3042312.b\AP9CAL4.D

Date : 23-APR-2012 18:17

Client ID: AP9CAL4

Instrument: smsd03.i

Sample Info: 45958

Purge Volume: 1000.0

Operator: PEL

Column phase: HPMS-5

Column diameter: 0.25

119 2-Acetylaminofluorene

Concentration: 46.9 ug/l

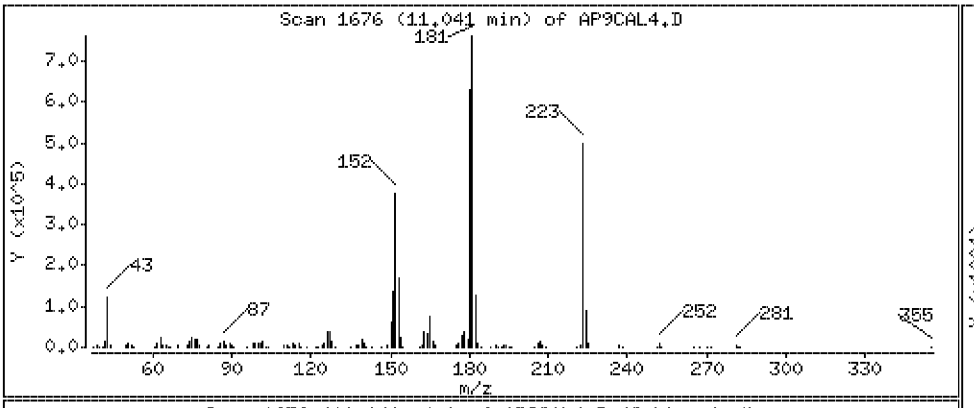

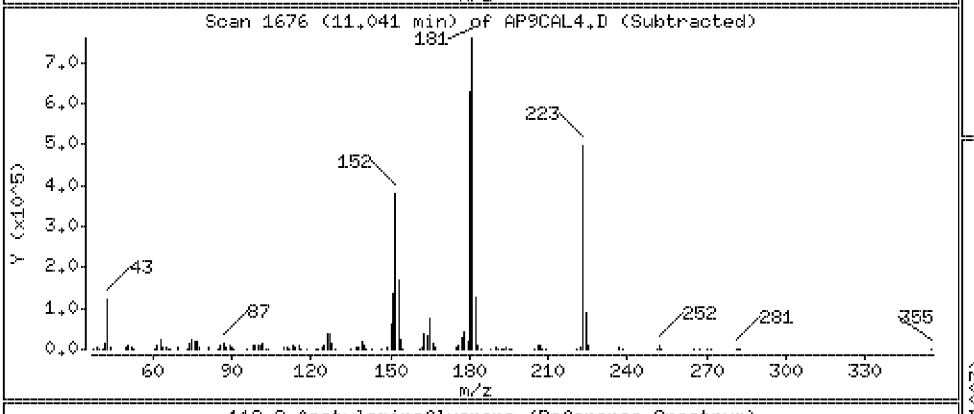

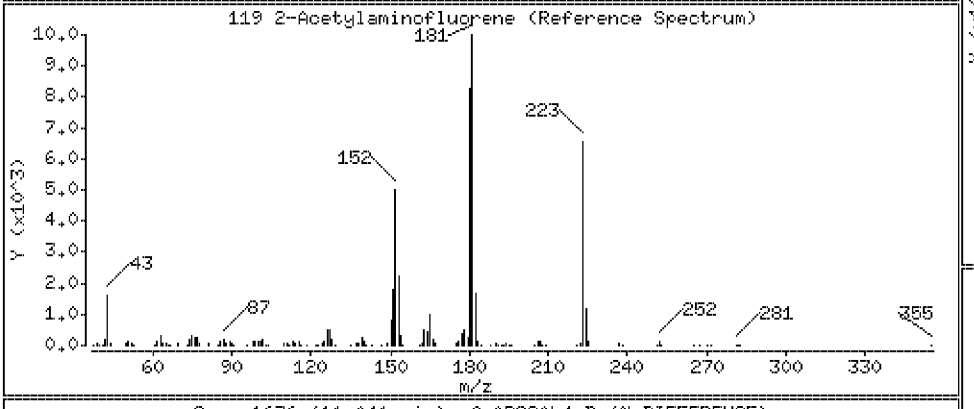

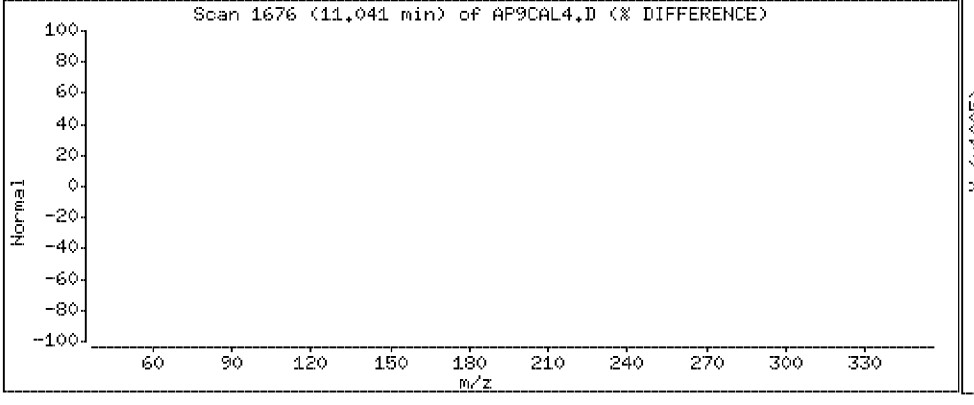

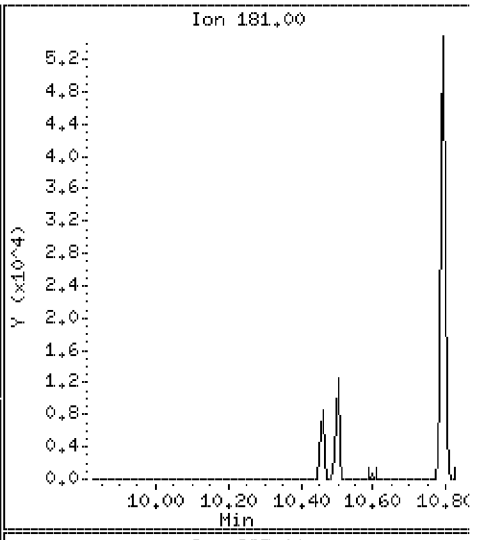

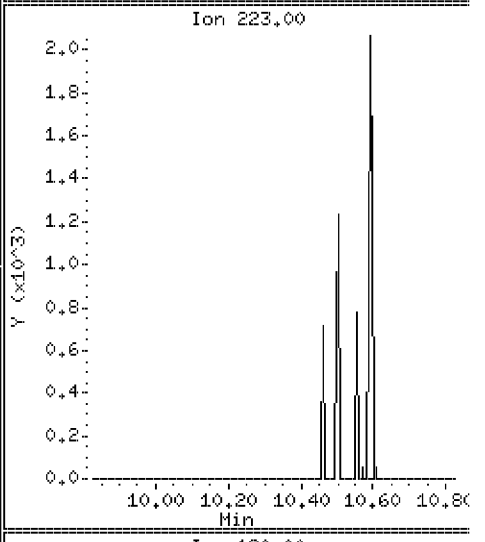

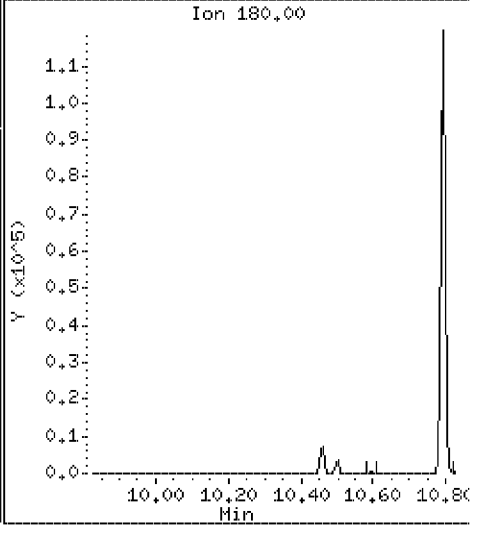

Data File: \\Svecd04\DD\chem\smsd03.i\S3042312.b\AP9CAL4.D

Date : 23-APR-2012 18:17

Client ID: AP9CAL4 Instrument: smsd03.i

Sample Info: 45958

Purge Volume: 1000.0 Operator: PEL

Column phase: HPMS-5 Column diameter: 0.25

126 7,12-Dimethylbenz(a)anthracen Concentration: 45.5 ug/l

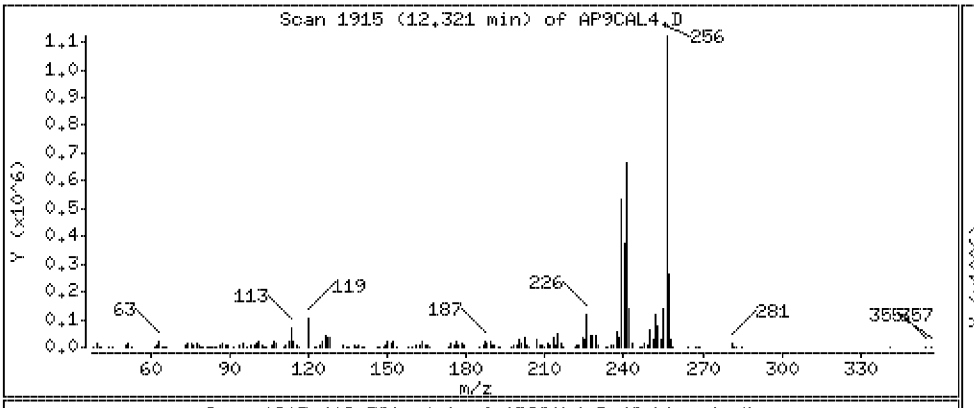

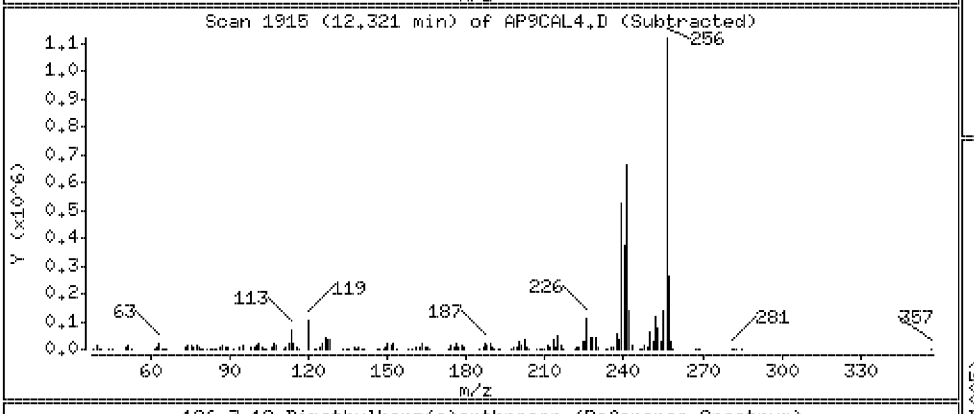

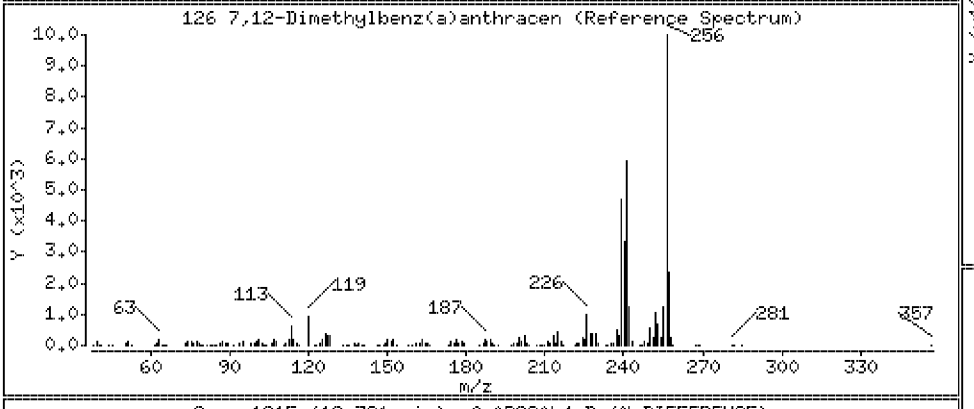

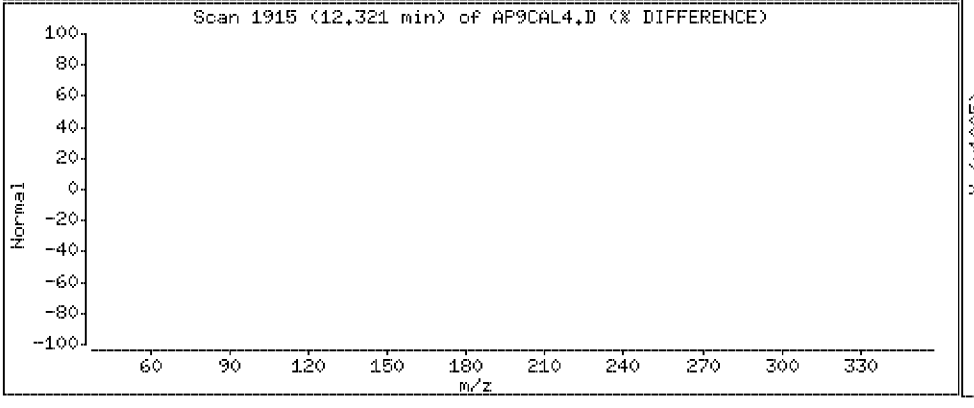

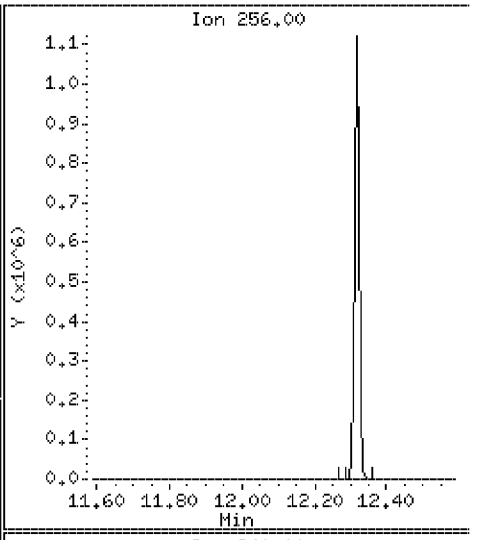

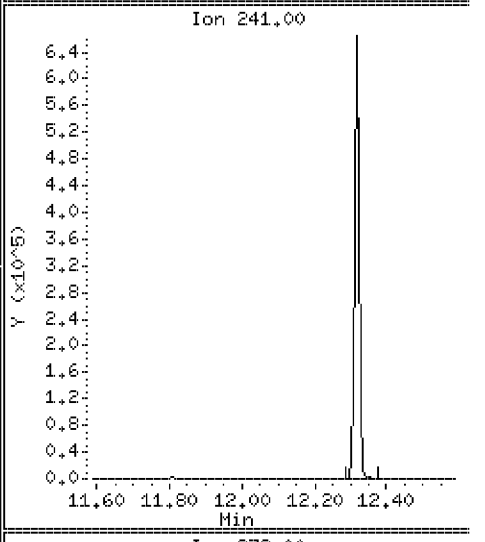

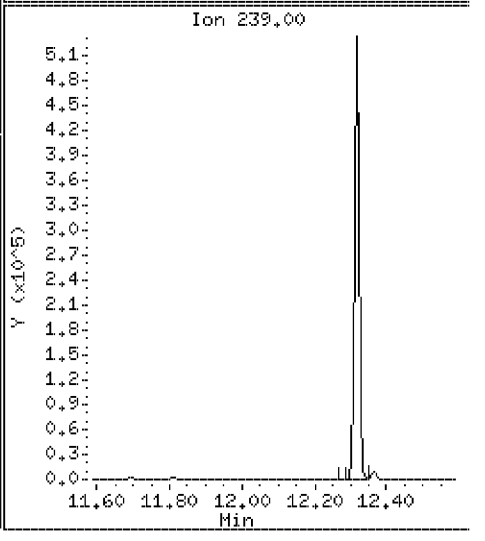

Data File: \\Svecd04\DD\chem\smsd03.i\S3042312.b\AP9CAL4.D

Date : 23-APR-2012 18:17

Client ID: AP9CAL4 | Instrument: smsd03.i

Sample Info: 45958

Purge Volume: 1000.0 | Operator: PEL

Column phase: HPMS-5 | Column diameter: 0.25

131 3-Methylcholanthrene | Concentration: 45.7 ug/l

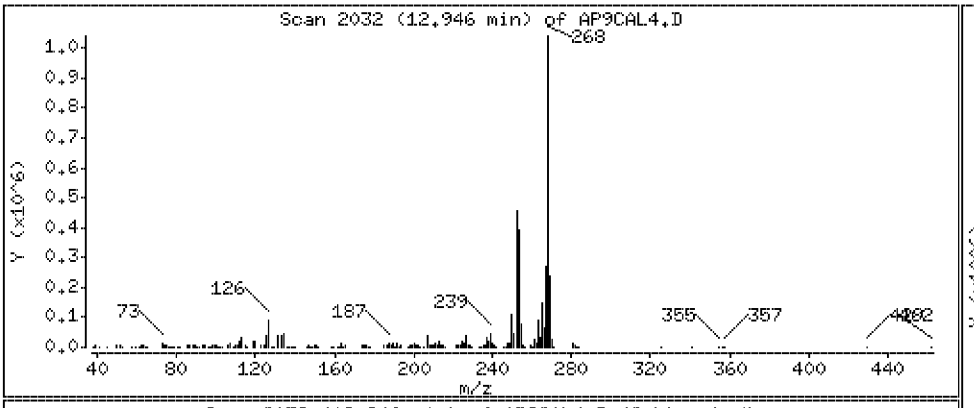

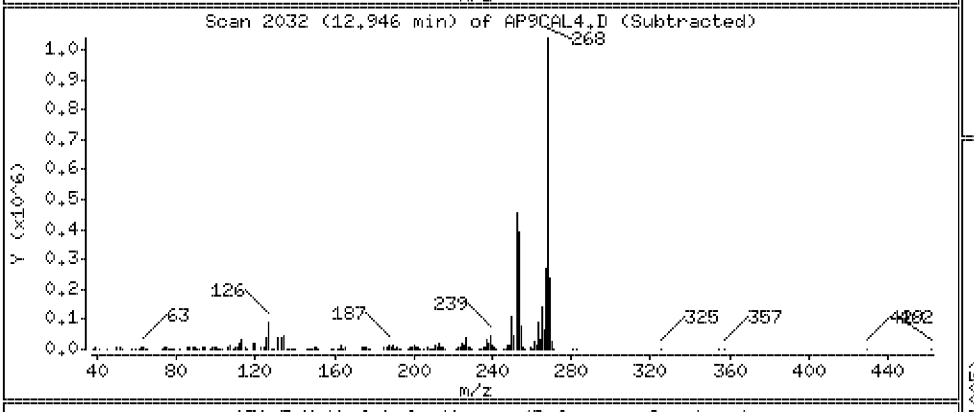

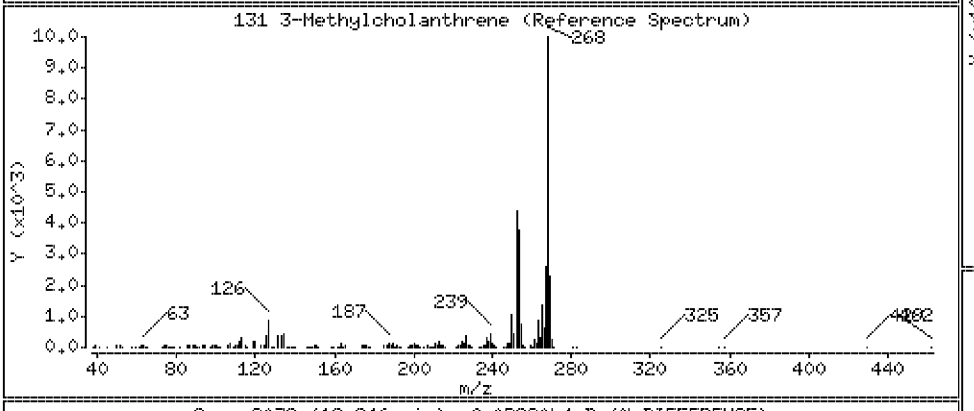

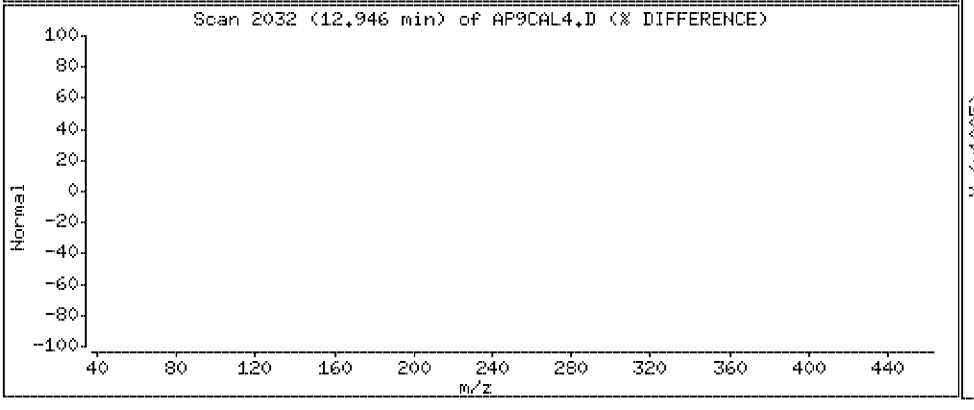

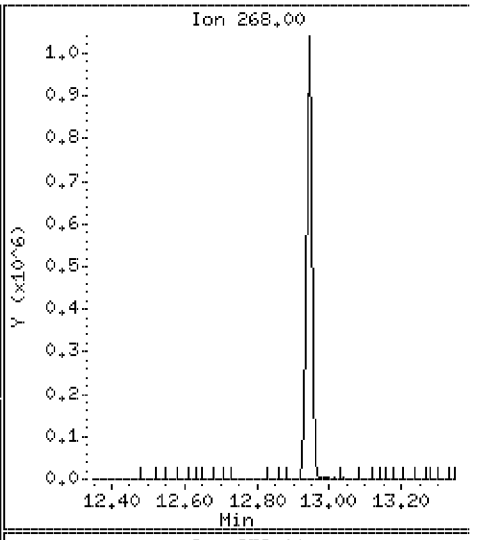

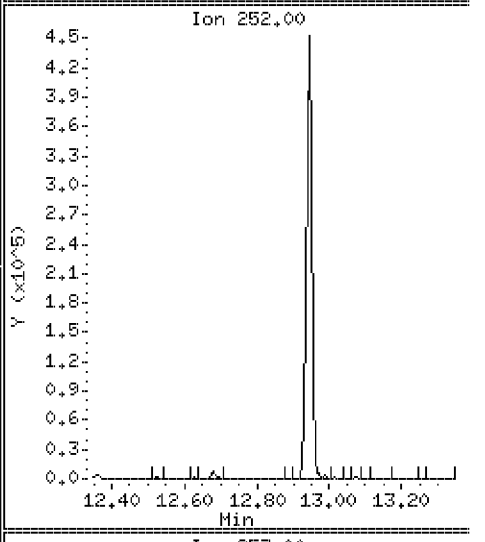

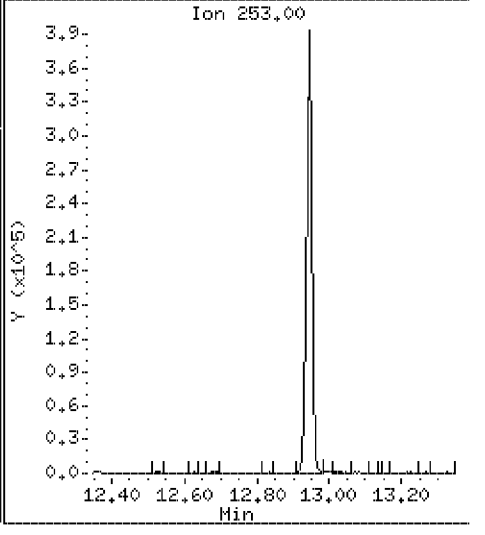

Data File: \\Svecd04\DD\chem\smsd03.i\S3042312.b\AP9CAL4.D

Date : 23-APR-2012 18:17

Client ID: AP9CAL4 Instrument: smsd03.i

Sample Info: 45958

Purge Volume: 1000.0 Operator: PEL

Column phase: HPMS-5 Column diameter: 0.25

132 Dibenz(a,j)acridine Concentration: 46.5 ug/l

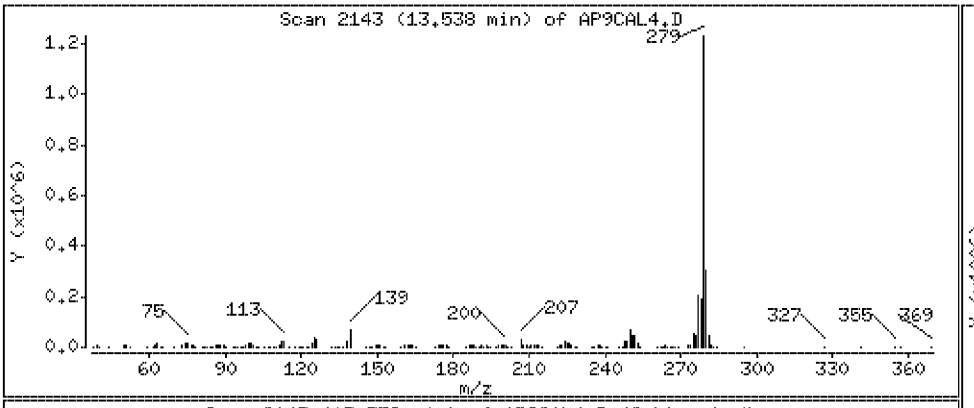

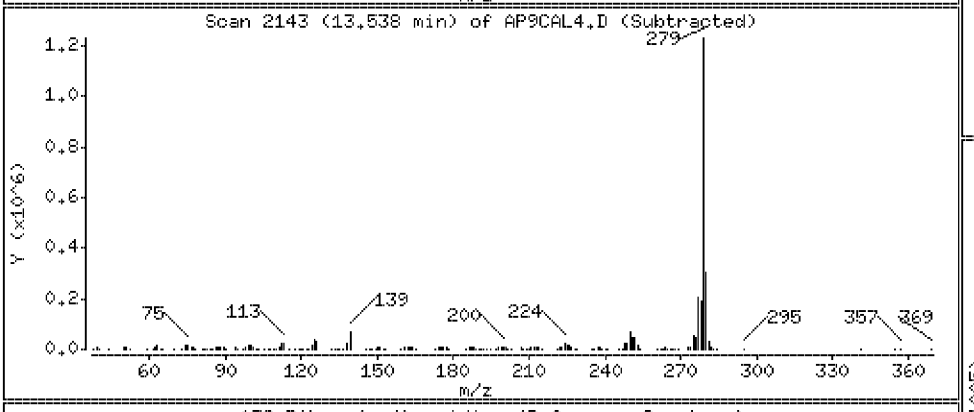

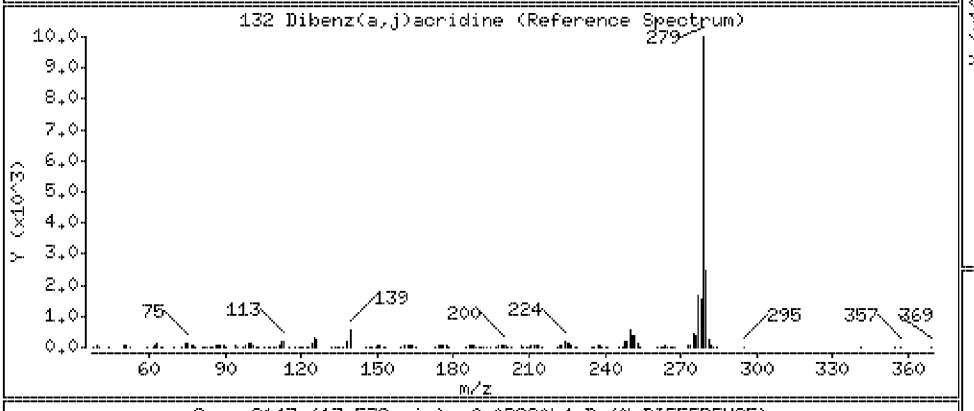

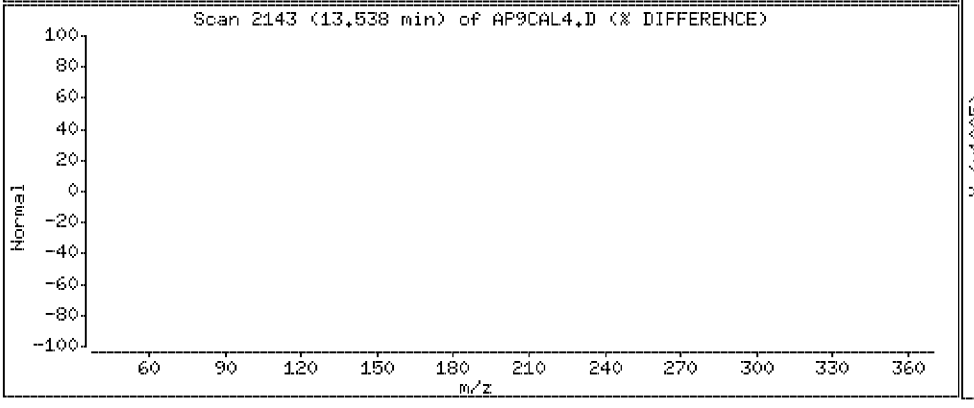

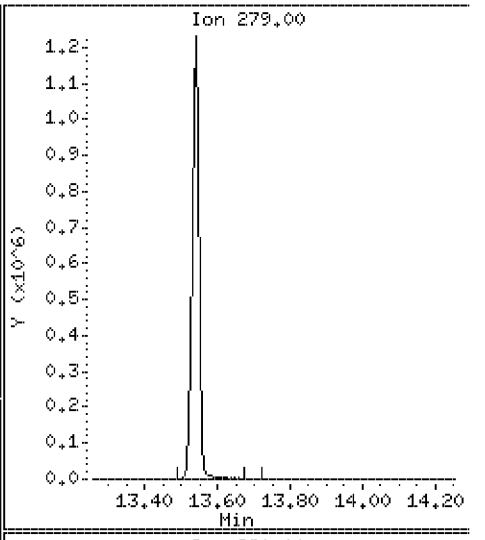

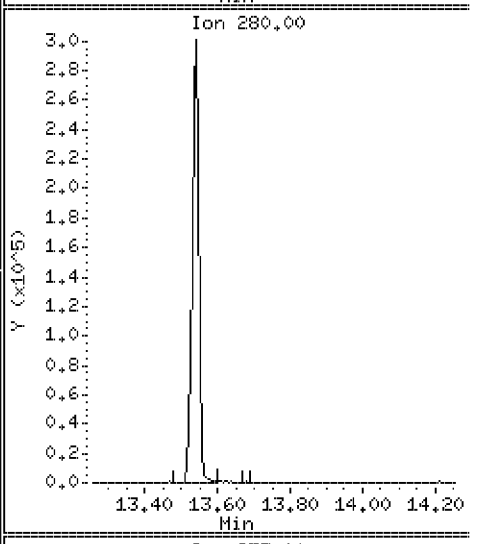

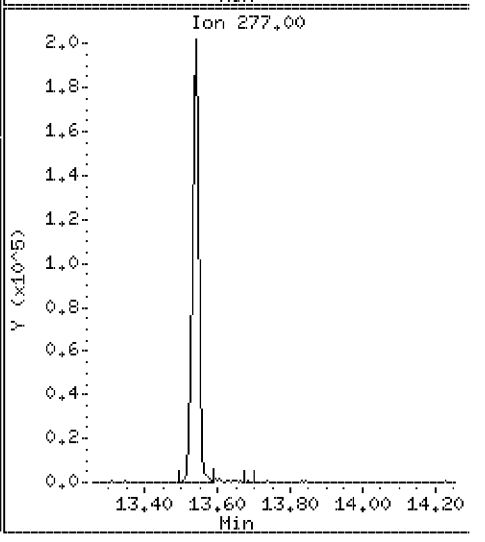

PEL Laboratories, Inc.

Data file : \\Svecd04\DD\chem\smsd03.i\S3042312.b\AP9CAL3.D
Lab Smp Id: 45959 Client Smp ID: AP9CAL3
Inj Date : 23-APR-2012 18:41 MS Autotune Date: 12-SEP-2011 18:58
Operator : PEL Inst ID: smsd03.i
Smp Info : 45959
Misc Info :
Comment :
Method : \\Svecd04\DD\chem\smsd03.i\S3042312.b\8270bcs.m
Meth Date : 25-Apr-2012 09:57 mjacobs Quant Type: ISTD
Cal Date : 23-APR-2012 17:53 Cal File: AP9CAL5.D
Als bottle: 22 Calibration Sample, Level: 3
Dil Factor: 1.00000
Integrator: HP Genie Compound Sublist: ap9cal.sub
Target Version: 4.14 Sample Matrix: WATER

Concentration Formula: Amt * DF * (1/(Vo/1000))*Vf * CpndVariable

Name	Value	Description
DF	1.000	Dilution Factor
Vo	1000.000	Volume of sample extracted (mL)
Vf	1.000	Final Volume
Cpnd Variable		Local Compound Variable

RT	EXP RT	REL RT	MASS	RESPONSE	AMOUNTS CAL-AMT (ug/ml)	AMOUNTS ON-COL (ug/ml)	TARGET RANGE	RATIO
3 2- Picoline						CAS #: 109-06-8		
2.933	3.382	(0.660)	93	207553	20.0000	19.9	70.00- 130.00	100.00
2.933	3.382	(0.660)	66	103940			46.98- 106.98	50.08
2.933	3.382	(0.660)	92	50517			941.44-1001.44	24.34
4 N-Nitrosomethylethylamine						CAS #: 10595-95-6		
3.005	3.005	(0.676)	88	90446	20.0000	20.3	80.00- 120.00	100.00
3.007	3.005	(0.676)	43	43524			16.66- 76.66	48.12
3.006	3.005	(0.676)	42	89782			75.28- 135.28	99.27
5 Methyl Methanesulfonate						CAS #: 66-27-3		
3.238	3.383	(0.728)	80	147555	20.0000	20.0	70.00- 130.00	100.00
3.238	3.383	(0.728)	79	86145			41.30- 101.30	58.38
3.237	3.383	(0.728)	65	40358			390.98- 450.98	27.35
7 N-Nitrosodiethylamine						CAS #: 55-18-5		
3.551	3.383	(0.799)	102	85880	20.0000	19.5	70.00- 130.00	100.00
3.551	3.383	(0.799)	42	61212			4947.35-5007.35	71.28
3.551	3.383	(0.799)	57	38193			172953.97-173013.97	44.47
8 Ethyl Methanesulfonate						CAS #: 62-50-0		
3.787	4.446	(0.852)	79	156616	20.0000	20.5	70.00- 130.00	100.00

RT	EXP RT	REL RT	MASS	RESPONSE	AMOUNTS CAL-AMT (ug/ml)	AMOUNTS ON-COL (ug/ml)	TARGET RANGE	RATIO
8 Ethyl Methanesulfonate (continued)								
3.787	4.446	(0.852)	109	78646			103.08- 163.08	50.22
3.787	4.446	(0.852)	97	28981			71.09- 131.09	18.50
12 Pentachloroethane						CAS #: 76-01-7		
4.207	4.207	(0.946)	167	85445	20.0000	19.6	80.00- 120.00	100.00
4.207	4.207	(0.946)	117	61574			42.54- 102.54	72.06
4.207	4.207	(0.946)	130	37445			11.81- 71.81	43.82
* 18 1,4-Dichlorobenzene-d4						CAS #: 3855-82-1		
4.446	4.448	(1.000)	152	285053	40.0000		80.00- 120.00	100.00
4.445	4.448	(1.000)	115	185397			32.20- 92.20	65.04
4.446	4.448	(1.000)	150	428296			139.77- 199.77	150.25
24 N-Nitrosopyrrolidine						CAS #: 930-55-2		
4.782	4.944	(1.075)	100	90244	20.0000	19.4	70.00- 130.00	100.00
4.781	4.944	(1.075)	41	62964			349.38- 409.38	69.77
4.782	4.944	(1.075)	42	53194			7836.39-7896.39	58.94
25 Acetophenone						CAS #: 98-86-2		
4.799	4.807	(0.856)	105	256175	20.0000	18.3	70.00- 130.00	100.00
4.798	4.807	(0.856)	77	272645			4410.01-4470.01	106.43
4.798	4.807	(0.856)	51	65446			1262.06-1322.06	25.55
27 N-Nitrosomorpholine						CAS #: 59-89-2		
4.812	4.446	(1.082)	56	94277	20.0000	19.8	70.00- 130.00	100.00
4.813	4.446	(1.083)	116	32639			116.25- 176.25	34.62
4.812	4.446	(1.082)	86	63233			171.65- 231.65	67.07
29 o-Toluidine						CAS #: 95-53-4		
4.832	4.814	(1.087)	106	295355	20.0000	19.5	70.00- 130.00	100.00
4.831	4.814	(1.087)	77	70174			36058.41-36118.41	23.76
4.832	4.814	(1.087)	107	213715			76505.71-76565.71	72.36
33 N-Nitrosopiperidine						CAS #: 100-75-4		
5.094	4.798	(0.908)	114	78272	20.0000	18.4	70.00- 130.00	100.00
5.093	4.798	(0.908)	42	93253			3934.42-3994.42	119.14
5.093	4.798	(0.908)	55	49473			491.51- 551.51	63.21
37 o,o,o-Triethylphosphorothioate						CAS #: 126-68-1		
5.336	5.338	(1.200)	198	128368	20.0000	18.7	80.00- 120.00	100.00
5.336	5.338	(1.200)	97	90444			34.93- 94.93	70.46
5.335	5.338	(1.200)	65	72036			24.79- 84.79	56.12
39 a,a-Dimethylphenethylamine						CAS #: 122-09-8		
5.437	5.370	(0.970)	58	299269	20.0000	20.0	70.00- 130.00	100.00(M)
5.443	5.370	(0.971)	91	102388			64.34- 124.34	34.21
5.437	5.370	(0.970)	65	60684			12409.05-12469.05	20.28
* 43 Naphthalene-d8						CAS #: 1146-65-2		
5.607	5.610	(1.000)	136	980676	40.0000		80.00- 120.00	100.00
5.606	5.610	(1.000)	68	52113			0.00- 35.51	5.31

RT	EXP RT	REL RT	MASS	RESPONSE	AMOUNTS CAL-AMT (ug/ml)	AMOUNTS ON-COL (ug/ml)	TARGET RANGE	RATIO
46 2,6-Dichlorophenol						CAS #: 87-65-0		
5.689	5.691	(1.015)	162	156844	20.0000	19.1	70.00- 130.00	100.00
5.689	5.691	(1.014)	63	117593			8424.37-8484.37	74.97
5.689	5.691	(1.015)	98	41690			164.07- 224.07	26.58
47 Hexachloropropene						CAS #: 1888-71-7		
5.712	5.712	(1.019)	213	201142	20.0000	18.4	80.00- 120.00	100.00
5.712	5.712	(1.019)	215	128422			34.61- 94.61	63.85
5.711	5.712	(1.018)	117	39696			0.00- 50.39	19.74
49 N-Nitrosodi-n-butylamine						CAS #: 924-16-3		
5.990	6.287	(1.068)	84	152119	20.0000	19.2	70.00- 130.00	100.00
5.989	6.287	(1.068)	57	84530			1288.18-1348.18	55.57
5.989	6.287	(1.068)	41	76622			66.46- 126.46	50.37
52 Isosafrole						CAS #: 120-58-1		
6.199	6.619	(1.106)	162	148369	20.0000	18.7	70.00- 130.00	100.00
6.199	6.619	(1.105)	104	108315			0.00- 46.22	73.00
6.199	6.619	(1.105)	131	70509			37.69- 97.69	47.52
56 1,2,4,5-Tetrachlorobenzene						CAS #: 95-94-3		
6.451	6.452	(0.883)	216	234808	20.0000	18.9	80.00- 120.00	100.00
6.451	6.452	(0.883)	214	181587			48.19- 108.19	77.33
6.449	6.452	(0.883)	108	42502			0.00- 47.81	18.10
60 Safrole						CAS #: 94-59-7		
6.702	6.619	(1.195)	162	136061	20.0000	18.2	70.00- 130.00	100.00
6.701	6.619	(1.195)	104	88102			0.00- 46.22	64.75
6.701	6.619	(1.195)	77	57567			0.00- 57.00	42.31
64 1,4-Naphthoquinone						CAS #: 130-15-4		
6.930	6.642	(0.949)	158	138013	20.0000	19.7	70.00- 130.00	100.00
6.929	6.642	(0.949)	102	120363			523.56- 583.56	87.21
6.930	6.642	(0.949)	130	60964			0.00- 46.52	44.17
66 1,3-Dinitrobenzene						CAS #: 99-65-0		
7.066	7.368	(0.968)	168	62501	20.0000	18.9	70.00- 130.00	100.00
7.065	7.368	(0.968)	75	85331			98.40- 158.40	136.53
7.066	7.368	(0.968)	50	49780			177.84- 237.84	79.65
* 70 Acenaphthene-d10						CAS #: 15067-26-2		
7.302	7.305	(1.000)	164	654351	40.0000		80.00- 120.00	100.00
7.303	7.305	(1.000)	162	625911			64.73- 124.73	95.65
7.303	7.305	(1.000)	160	285340			12.46- 72.46	43.61
73 Pentachlorobenzene						CAS #: 608-93-5		
7.466	7.467	(1.022)	250	229597	20.0000	19.0	80.00- 120.00	100.00
7.465	7.467	(1.022)	252	147377			34.92- 94.92	64.19
7.464	7.467	(1.022)	108	62368			0.00- 56.94	27.16
77 1-Naphthylamine						CAS #: 134-32-7		
7.580	7.837	(1.038)	143	222767	20.0000	19.5	70.00- 130.00	100.00
7.579	7.837	(1.038)	115	126501			7143.21-7203.21	56.79

RT	EXP RT	REL RT	MASS	RESPONSE	AMOUNTS CAL-AMT (ug/ml)	AMOUNTS ON-COL (ug/ml)	TARGET RANGE	RATIO
77 1-Naphthylamine (continued)								
7.579	7.837	(1.038)	89	25949			2068.79-2128.79	11.65
78 2,3,4,6-Tetrachlorophenol						CAS #: 58-90-2		
7.632	7.634	(1.045)	232	128151	20.0000	19.3	70.00- 130.00	100.00
7.631	7.634	(1.045)	168	32941			42.05- 102.05	25.70
7.631	7.634	(1.045)	131	52610			9.10- 69.10	41.05
79 2-Naphthylamine						CAS #: 91-59-8		
7.657	7.837	(1.049)	143	299285	20.0000	20.0	70.00- 130.00	100.00
7.657	7.837	(1.049)	115	169479			7143.21-7203.21	56.63
7.657	7.837	(1.049)	116	65022			667.96- 727.96	21.73
83 5-Nitro-ortho-toluidine						CAS #: 99-55-8		
7.852	7.896	(1.075)	152	112273	20.0000	19.3	70.00- 130.00	100.00
7.852	7.896	(1.075)	106	85327			505.60- 565.60	76.00
7.852	7.896	(1.075)	77	147933			735.48- 795.48	131.76
90 1,3,5-Trinitrobenzene						CAS #: 99-35-4		
8.213	8.152	(1.125)	75	273166	20.0000	19.4	70.00- 130.00	100.00
8.213	8.152	(1.125)	74	172156			50.14- 110.14	63.02
8.214	8.152	(1.125)	213	103017			40.88- 100.88	37.71
89 Diallate						CAS #: 2303-16-4		
8.231	8.081	(1.127)	86	154011	20.0000	19.0	70.00- 130.00	100.00(M)
8.231	8.081	(1.127)	43	153470			0.00- 38.70	99.65
8.231	8.081	(1.127)	234	105628			0.00- 39.00	68.58
92 Phenacetin						CAS #: 62-44-2		
8.258	8.384	(0.943)	109	170760	20.0000	19.4	70.00- 130.00	100.00
8.258	8.384	(0.943)	108	191649			77.38- 137.38	112.23
8.258	8.384	(0.943)	179	109144			133.19- 193.19	63.92
91 p-Phenylenediamine						CAS #: 106-50-3		
8.258	8.082	(0.943)	108	191649	20.0000	19.9	70.00- 130.00	100.00
8.257	8.082	(0.943)	80	56873			1858.68-1918.68	29.68
8.257	8.082	(0.943)	53	24265			5306.16-5366.16	12.66
97 Pentachloronitrobenzene						CAS #: 82-68-8		
8.588	8.589	(0.980)	237	88960	20.0000	19.6	80.00- 120.00	100.00
8.588	8.589	(0.980)	295	31768			7.36- 67.36	35.71
8.587	8.589	(0.980)	142	64416			42.99- 102.99	72.41
98 4-Aminobiphenyl						CAS #: 92-67-1		
8.573	8.584	(0.979)	169	442409	20.0000	20.3	70.00- 130.00	100.00
8.573	8.584	(0.979)	168	93574			0.00- 49.63	21.15
8.572	8.584	(0.979)	115	50672			0.00- 40.98	11.45
99 Pronamide						CAS #: 23950-58-5		
8.628	8.781	(0.985)	173	218389	20.0000	20.1	70.00- 130.00	100.00
8.629	8.781	(0.985)	175	132945			2051.90-2111.90	60.88
8.628	8.781	(0.985)	145	82624			63.94- 123.94	37.83

RT	EXP RT	REL RT	MASS	RESPONSE	AMOUNTS CAL-AMT (ug/ml)	AMOUNTS ON-COL (ug/ml)	TARGET RANGE	RATIO
* 100 Phenanthrene-d10						CAS #: 1517-22-2		
8.759	8.761	(1.000)	188	1261678	40.0000		80.00- 120.00	100.00
8.758	8.761	(1.000)	94	81032			0.00- 36.35	6.42
8.759	8.761	(1.000)	80	97038			0.00- 37.82	7.69
102 Dinoseb						CAS #: 88-85-7		
8.751	8.753	(0.999)	211	121873	20.0000	19.0	80.00- 120.00	100.00
8.750	8.753	(0.999)	163	43671			7.77- 67.77	35.83
8.751	8.753	(0.999)	117	26566			0.00- 52.05	21.80
106 4-Nitroquinoline-1-oxide						CAS #: 56-57-5		
9.539	9.334	(1.089)	174	7560	20.0000	21.2	70.00- 130.00	100.00(Q)
9.540	9.334	(1.089)	128	16343			429.24- 489.24	216.18
9.540	9.334	(1.089)	101	24825			988.96-1048.96	328.37
107 Methapyrilene						CAS #: 91-80-5		
9.609	10.322	(1.097)	97	8443	20.0000	20.0	70.00- 130.00	100.00
9.608	10.322	(1.097)	58	8116			11.52- 71.52	96.13
9.610	10.322	(1.097)	191	2118			0.00- 52.18	25.09
108 Isodrin						CAS #: 465-73-6		
9.801	10.279	(1.119)	193	78003	20.0000	20.3	70.00- 130.00	100.00
9.799	10.279	(1.119)	66	73888			17952.44-18012.44	94.72
9.801	10.279	(1.119)	195	62717			1135.23-1195.23	80.40
113 Aramite						CAS #: 140-57-8		
10.368	10.370	(0.913)	185	74629	20.0000	19.9	80.00- 120.00	100.00(M)
10.293	10.370	(0.907)	191	39225			21.78- 81.78	52.56
10.293	10.370	(0.907)	319	26819			6.67- 66.67	35.94
114 p-Dimethylamino azobenzene						CAS #: 60-11-7		
10.458	10.323	(0.921)	225	174502	20.0000	18.8	70.00- 130.00	100.00
10.457	10.323	(0.921)	120	155643			99.50- 159.50	89.19
10.457	10.323	(0.921)	77	184401			9.48- 69.48	105.67
115 Chlorobenzilate						CAS #: 510-15-6		
10.501	10.503	(0.925)	251	264701	20.0000	18.5	80.00- 120.00	100.00
10.502	10.503	(0.925)	253	172944			35.78- 95.78	65.34
10.500	10.503	(0.925)	139	244555			60.72- 120.72	92.39
116 Kepone						CAS #: 143-50-0		
10.838	10.840	(0.955)	272	52036	20.0000	21.2	80.00- 120.00	100.00(M)
10.840	10.840	(0.955)	274	36225			51.74- 111.74	69.62
10.840	10.840	(0.955)	237	28981			0.00- 59.52	55.69
117 3,3-Dimethylbenzidine						CAS #: 119-93-7		
10.790	10.799	(0.950)	212	577536	20.0000	20.5	70.00- 130.00	100.00
10.789	10.799	(0.950)	106	35000			2299.94-2359.94	6.06
10.790	10.799	(0.950)	180	42519			6.44- 66.44	7.36
119 2-Acetylaminofluorene						CAS #: 53-96-3		
11.036	10.324	(0.972)	181	301020	20.0000	18.6	70.00- 130.00	100.00
11.036	10.324	(0.972)	223	204629			491.83- 551.83	67.98

RT	EXP RT	REL RT	MASS	RESPONSE	AMOUNTS CAL-AMT (ug/ml)	AMOUNTS ON-COL (ug/ml)	TARGET RANGE	RATIO
119 2-Acetylaminofluorene (continued)								
11.036	10.324	(0.972)	180	259299			639.65- 699.65	86.14
* 121 Chrysene-d12						CAS #: 1719-03-5		
11.353	11.359	(1.000)	240	1573281	40.0000		80.00- 120.00	100.00
11.351	11.359	(1.000)	120	82542			0.00- 36.38	5.25
11.353	11.359	(1.000)	236	425725			0.00- 57.06	27.06
126 7,12-Dimethylbenz(a)anthracen						CAS #: 57-97-6		
12.317	12.088	(0.972)	256	423733	20.0000	18.8	70.00- 130.00	100.00
12.317	12.088	(0.972)	241	233045			77.87- 137.87	55.00
12.317	12.088	(0.972)	239	189843			73.24- 133.24	44.80
* 130 Perylene-d12						CAS #: 1520-96-3		
12.678	12.682	(1.000)	264	1582888	40.0000		80.00- 120.00	100.00
12.678	12.682	(1.000)	260	382287			0.00- 54.80	24.15
12.677	12.682	(1.000)	265	364398			0.00- 53.39	23.02
131 3-Methylcholanthrene						CAS #: 56-49-5		
12.939	12.847	(1.021)	268	489249	20.0000	19.3	70.00- 130.00	100.00
12.939	12.847	(1.021)	252	203283			13.23- 73.23	41.55
12.939	12.847	(1.021)	253	178714			6.61- 66.61	36.53
132 Dibenz(a,j)acridine						CAS #: 224-42-0		
13.531	13.755	(1.067)	279	724158	20.0000	19.8	70.00- 130.00	100.00
13.530	13.755	(1.067)	280	167572			0.00- 41.79	23.14
13.531	13.755	(1.067)	277	107869			93.47- 153.47	14.90

QC Flag Legend

Q - Qualifier signal failed the ratio test.
M - Compound response manually integrated.

Data File: \\Svecd04\DD\chem\smsd03.i\S3042312.b\AP9CAL3.D
Date : 23-APR-2012 18:41
Client ID: AP9CAL3
Sample Info: 45959
Purge Volume: 1000.0
Column phase: HPMS-5

Instrument: smsd03.i
Operator: PEL
Column diameter: 0.25

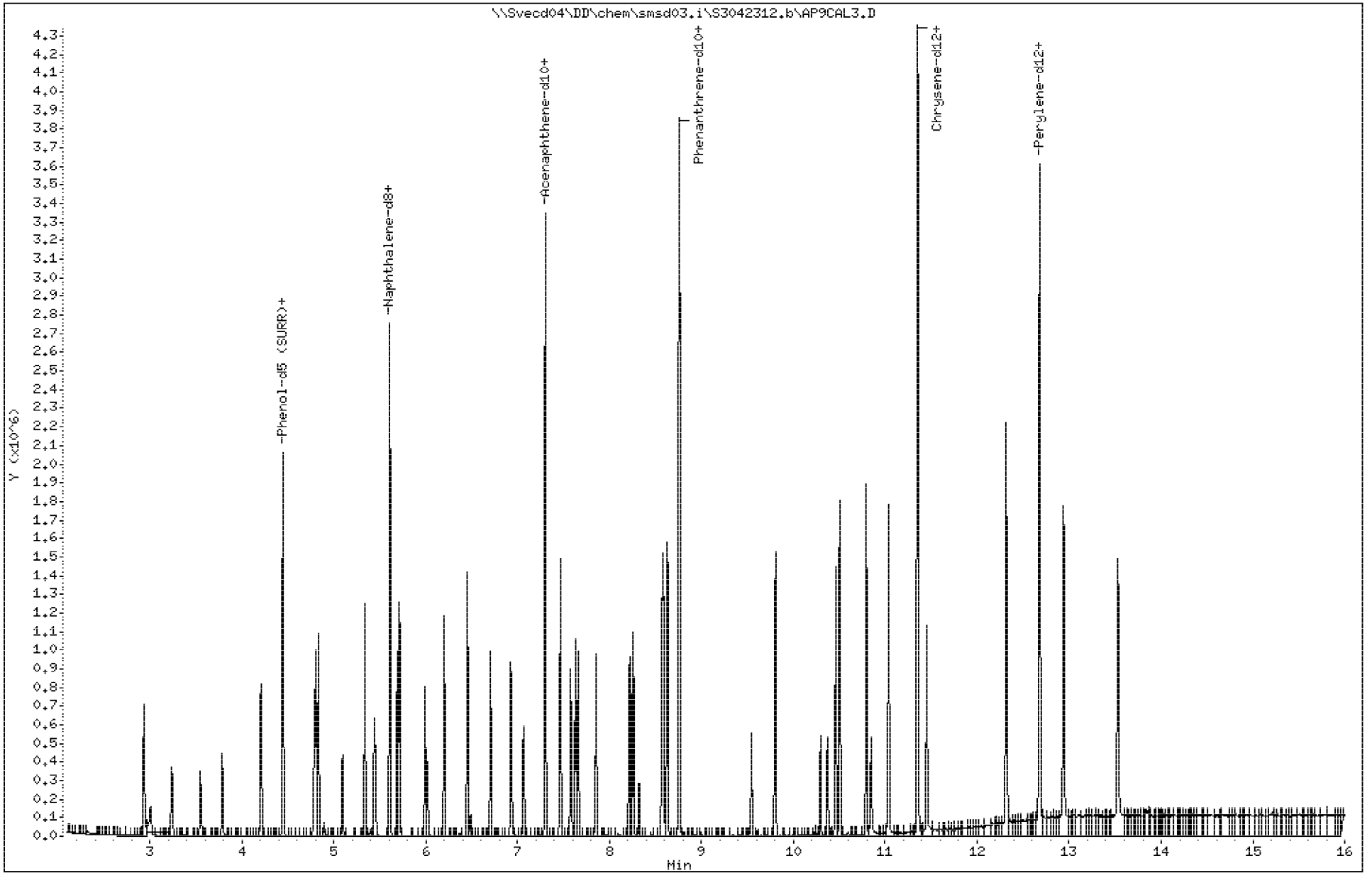

1540

3505892

Data File: \\Svecd04\DD\chem\smsd03.i\S3042312.b\AP9CAL3.D

Date : 23-APR-2012 18:41

Client ID: AP9CAL3 | Instrument: smsd03.i

Sample Info: 45959

Purge Volume: 1000.0 | Operator: PEL

Column phase: HPMS-5 | Column diameter: 0.25

3 2- Picoline | Concentration: 19.9 ug/l

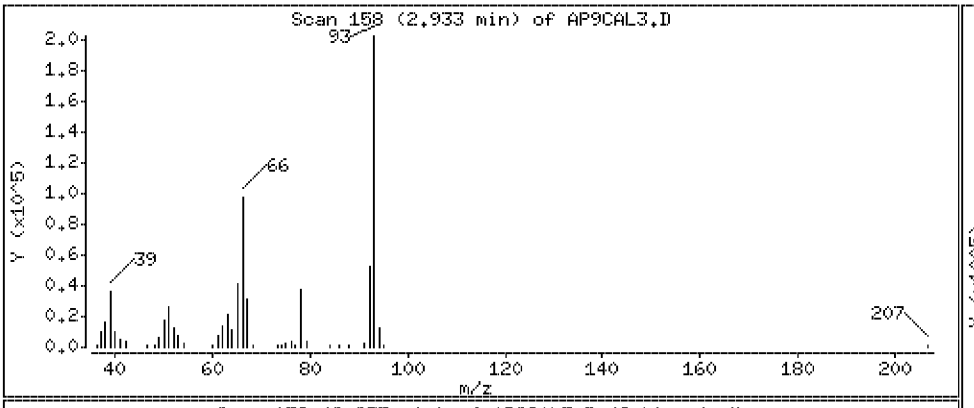

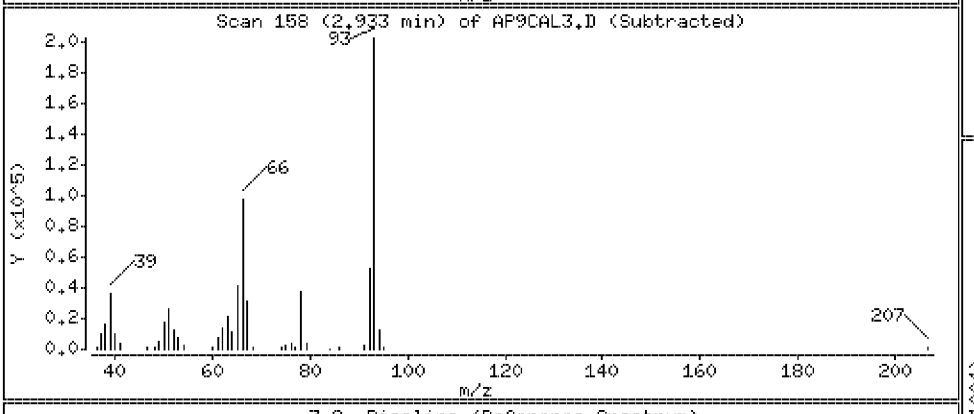

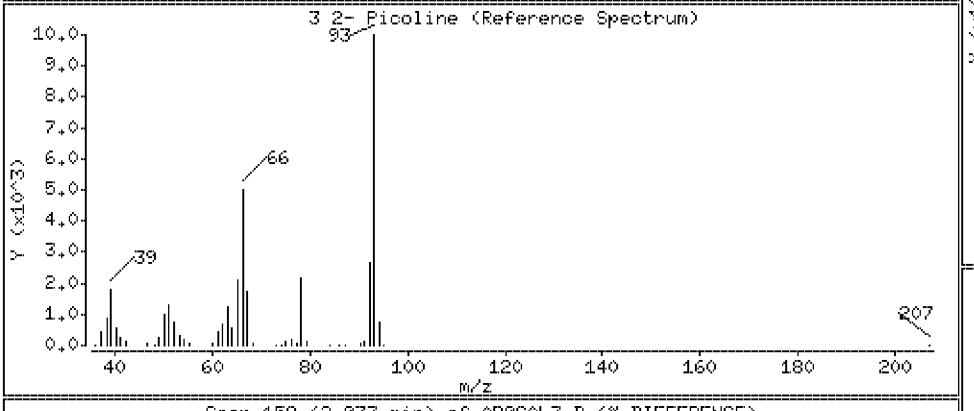

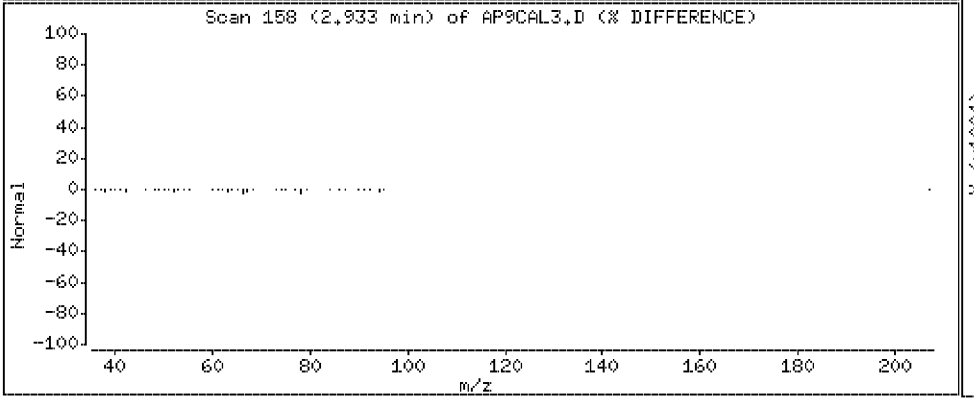

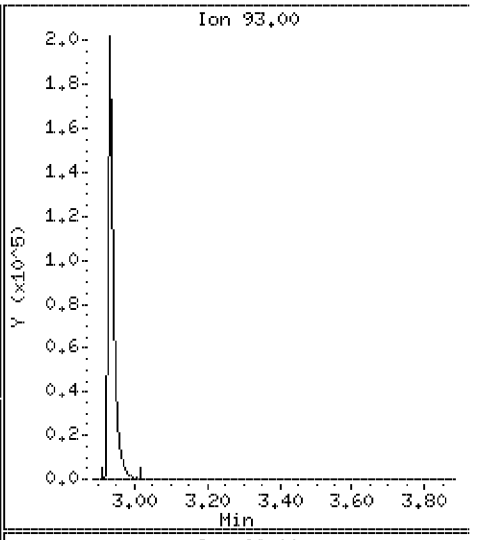

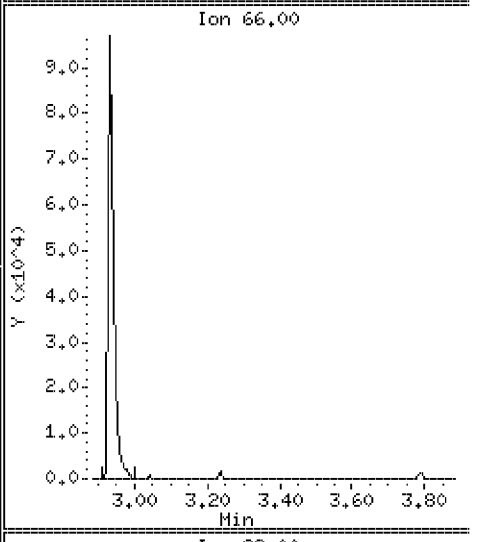

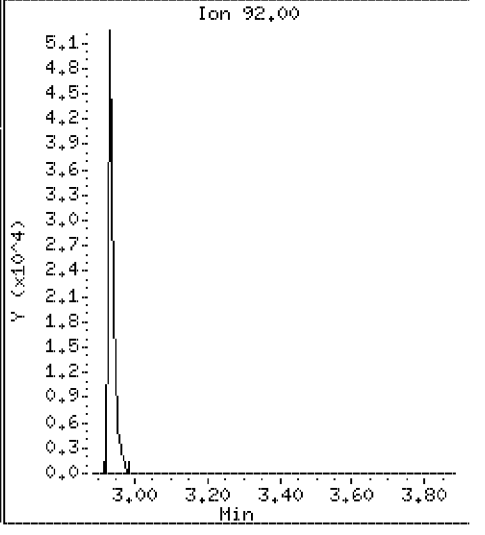

Data File: \\Svecd04\DD\chem\smsd03.i\S3042312.b\AP9CAL3.D

Date : 23-APR-2012 18:41

Client ID: AP9CAL3 | Instrument: smsd03.i

Sample Info: 45959

Purge Volume: 1000.0 | Operator: PEL

Column phase: HPMS-5 | Column diameter: 0.25

4 N-Nitrosomethylethylamine | Concentration: 20.3 ug/l

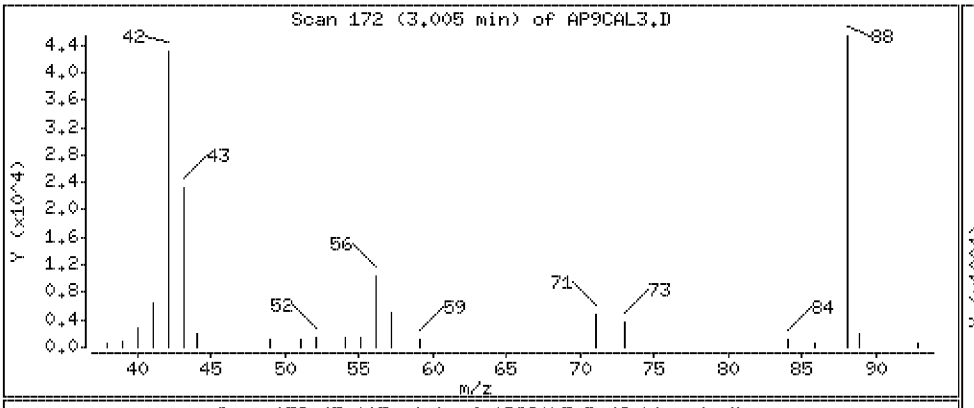

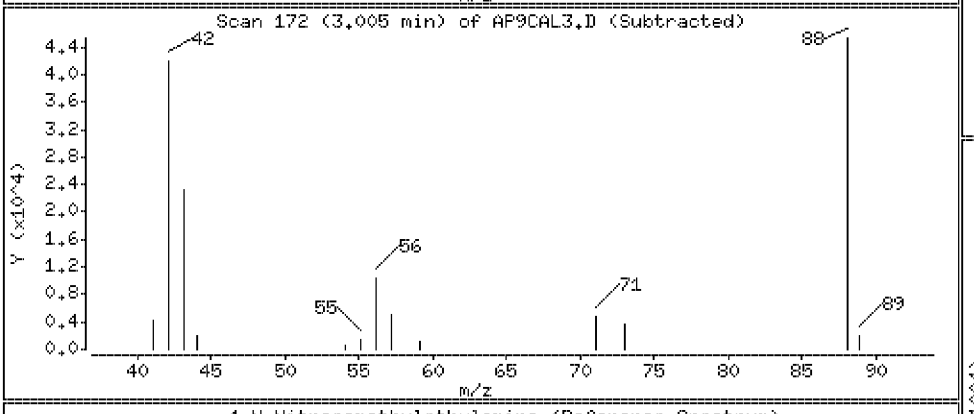

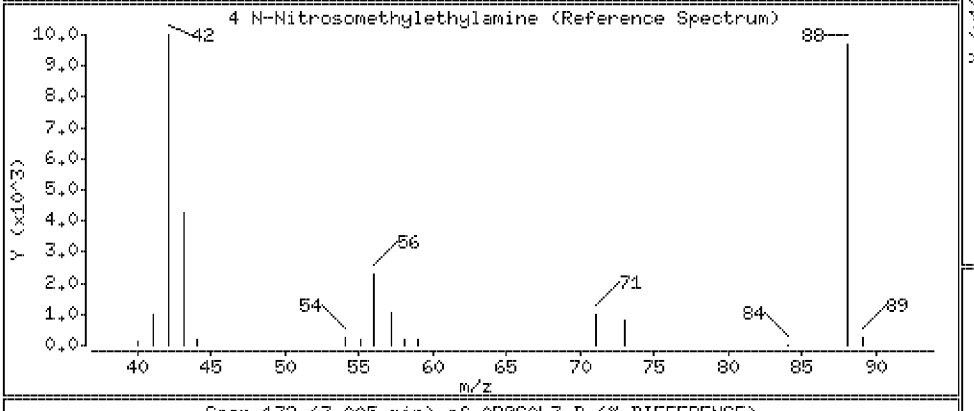

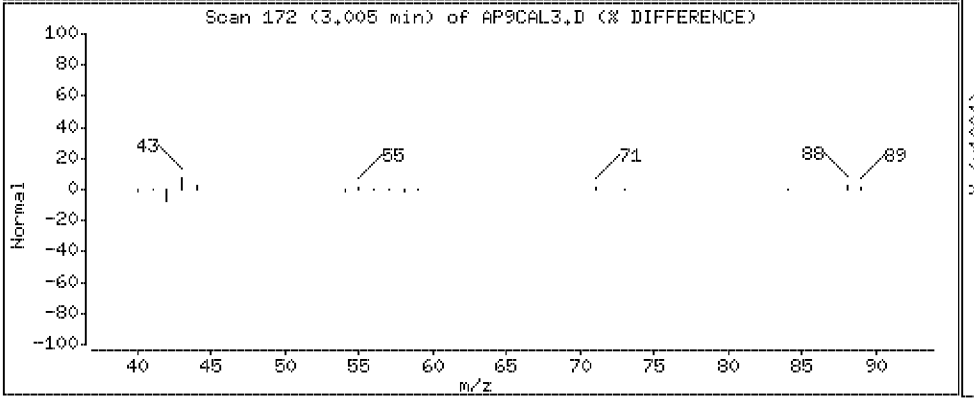

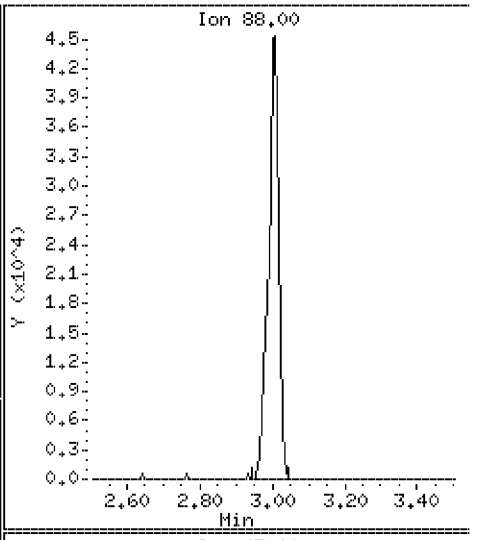

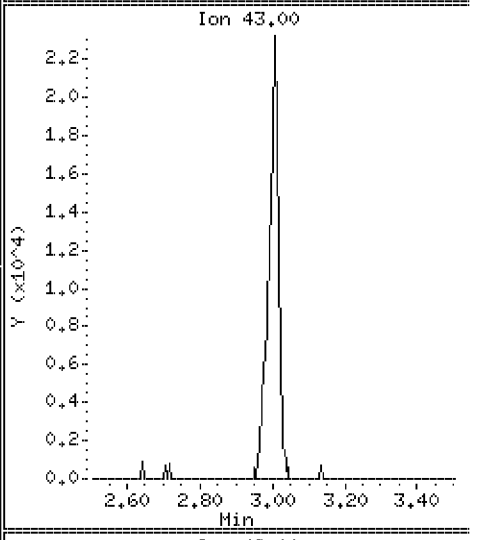

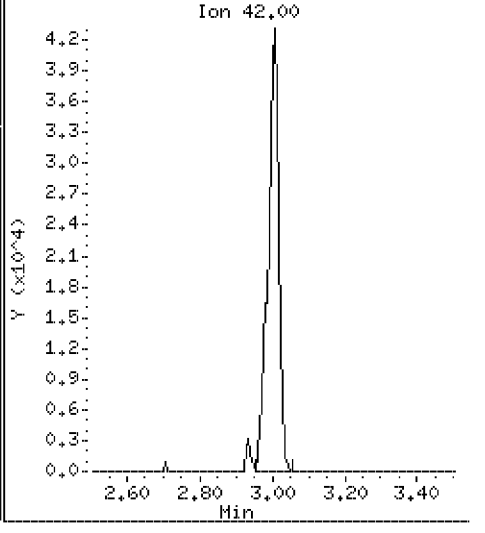

Data File: \\Svecd04\DD\chem\smsd03.i\S3042312.b\AP9CAL3.D

Date : 23-APR-2012 18:41

Client ID: AP9CAL3 | Instrument: smsd03.i

Sample Info: 45959

Purge Volume: 1000.0 | Operator: PEL

Column phase: HPMS-5 | Column diameter: 0.25

5 Methyl Methanesulfonate | Concentration: 20.0 ug/l

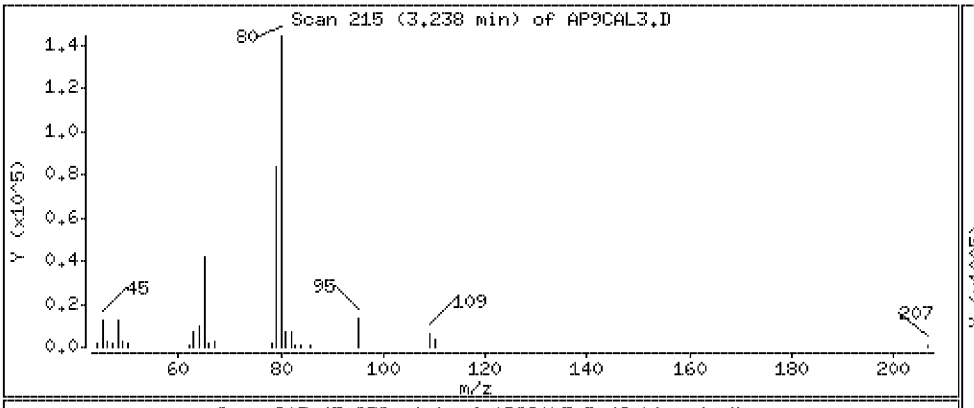

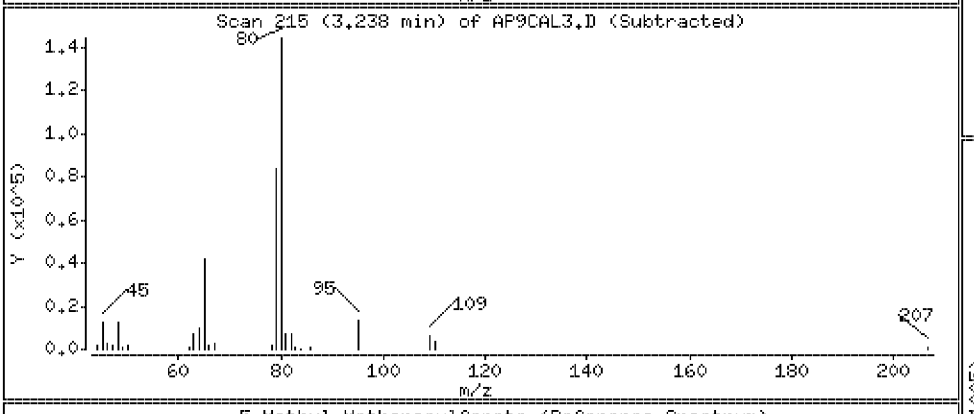

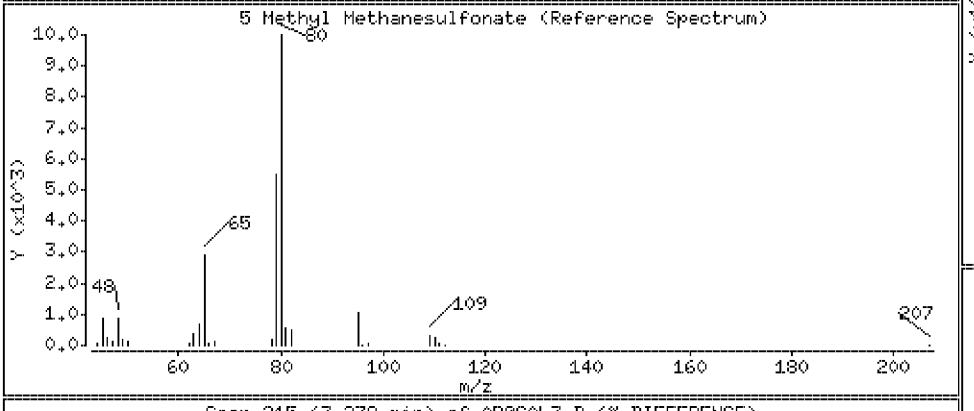

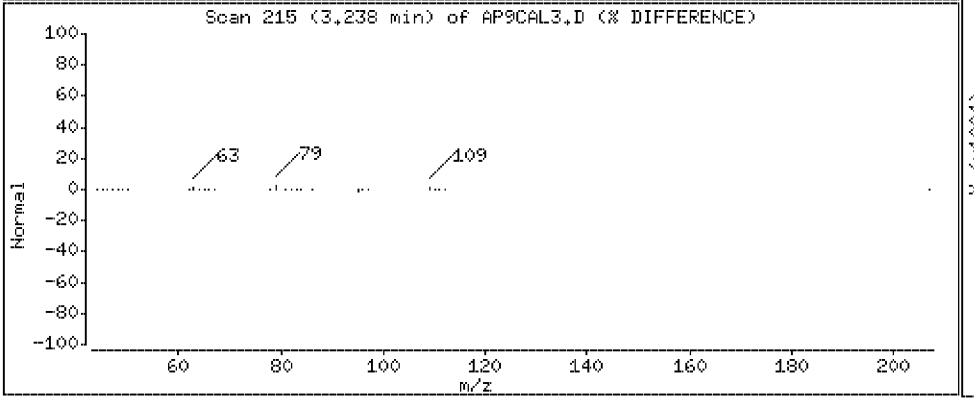

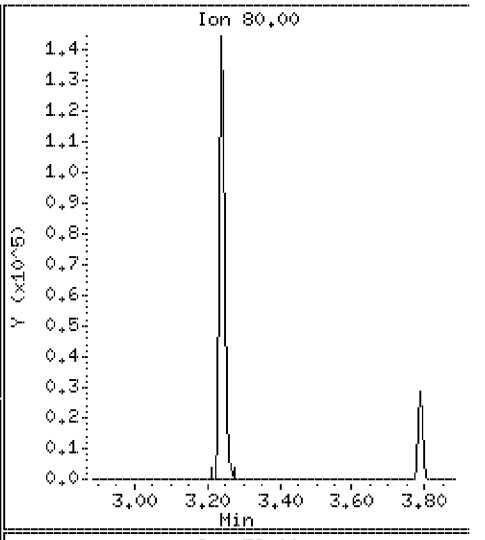

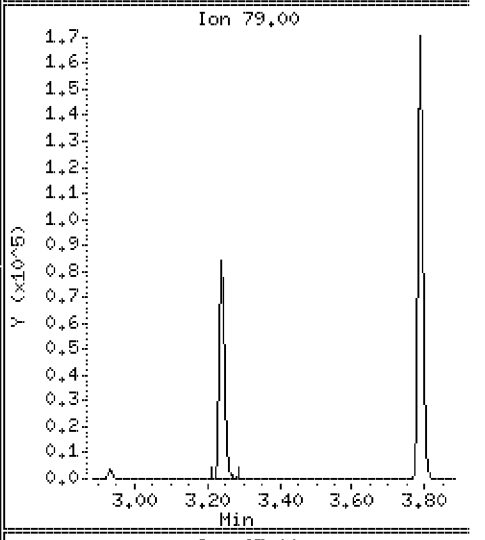

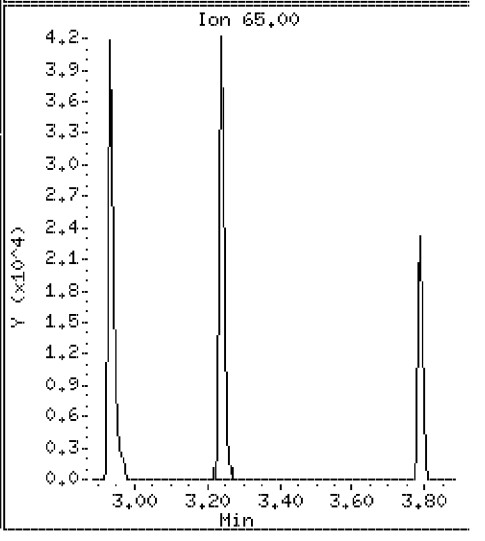

Data File: \\Svecd04\DD\chem\smsd03.i\S3042312.b\AP9CAL3.D

Date : 23-APR-2012 18:41

Client ID: AP9CAL3 | Instrument: smsd03.i

Sample Info: 45959

Purge Volume: 1000.0 | Operator: PEL

Column phase: HPMS-5 | Column diameter: 0.25

7 N-Nitrosodiethylamine | Concentration: 19.5 ug/l

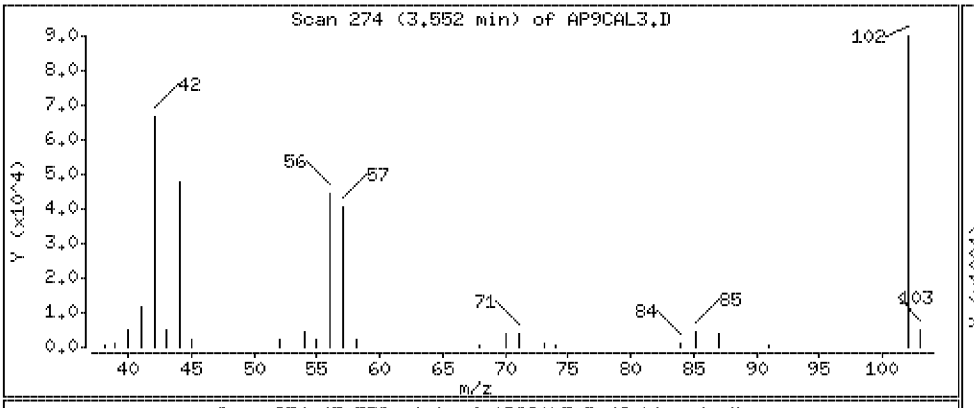

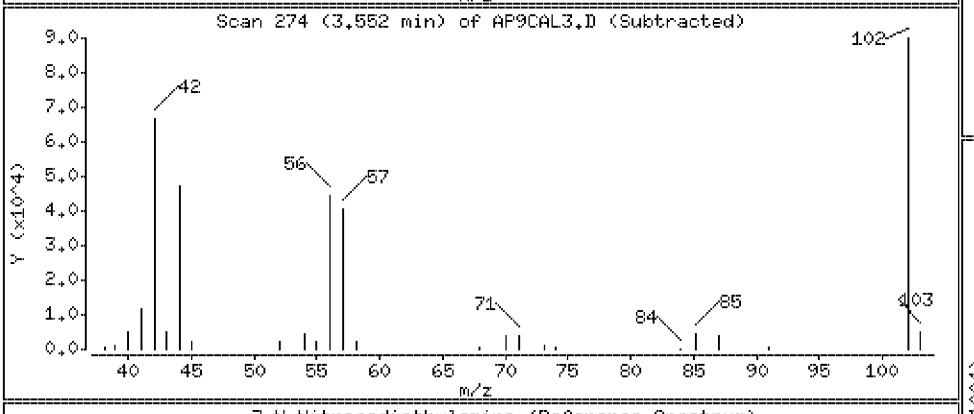

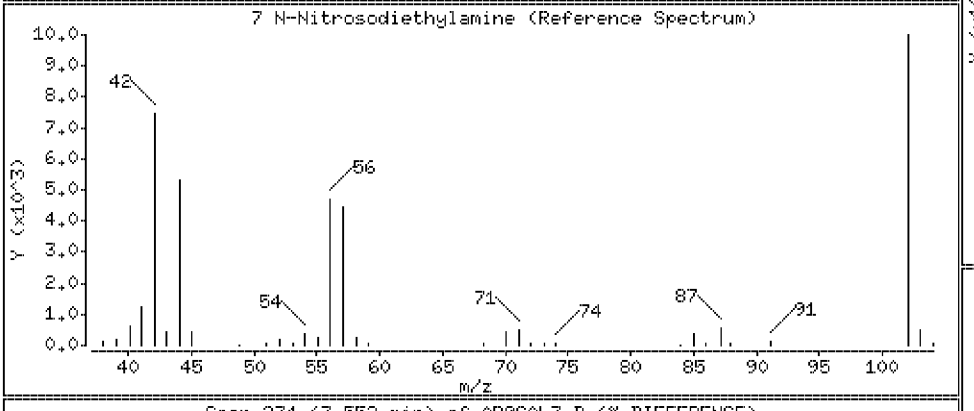

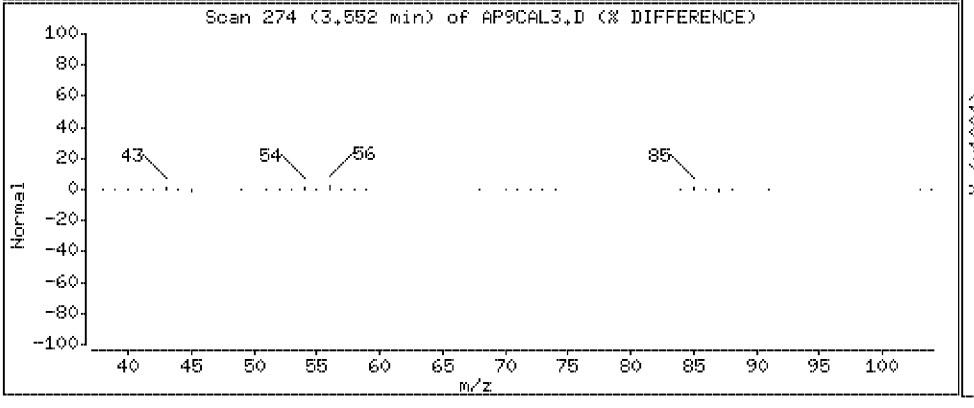

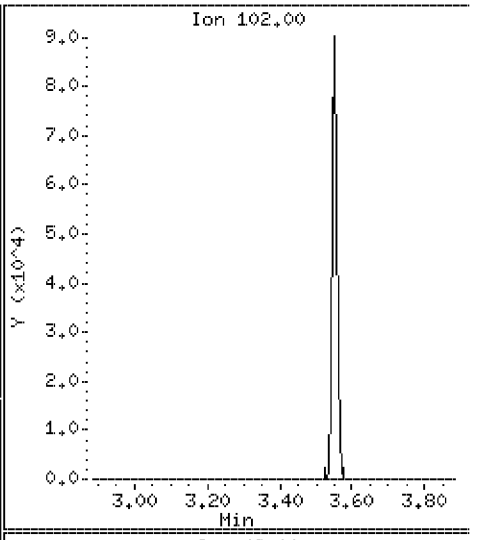

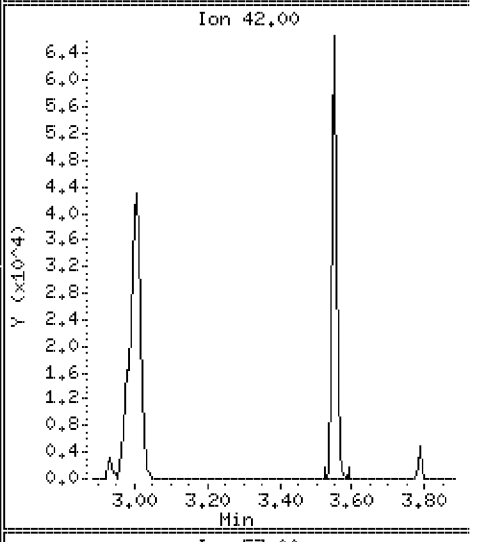

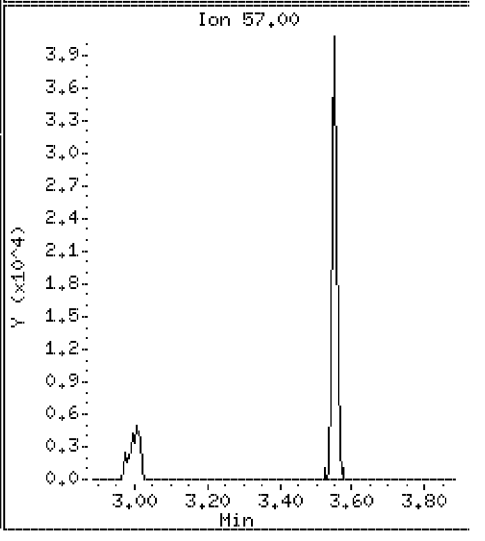

Data File: \\Svecd04\DD\chem\smsd03.i\S3042312.b\AP9CAL3.D

Date : 23-APR-2012 18:41

Client ID: AP9CAL3

Instrument: smsd03.i

Sample Info: 45959

Purge Volume: 1000.0

Operator: PEL

Column phase: HPMS-5

Column diameter: 0.25

8 Ethyl Methanesulfonate

Concentration: 20.5 ug/l

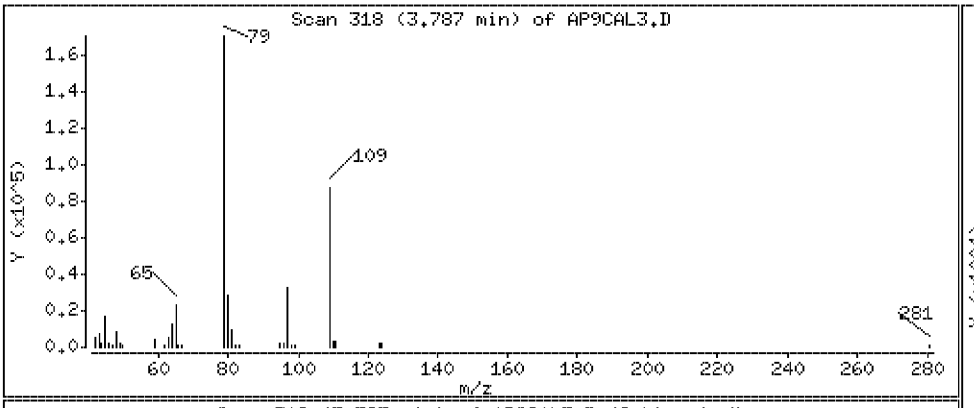

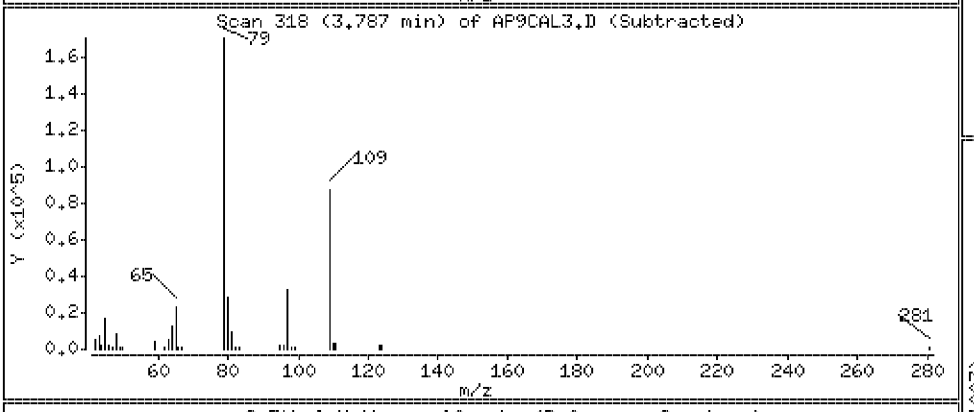

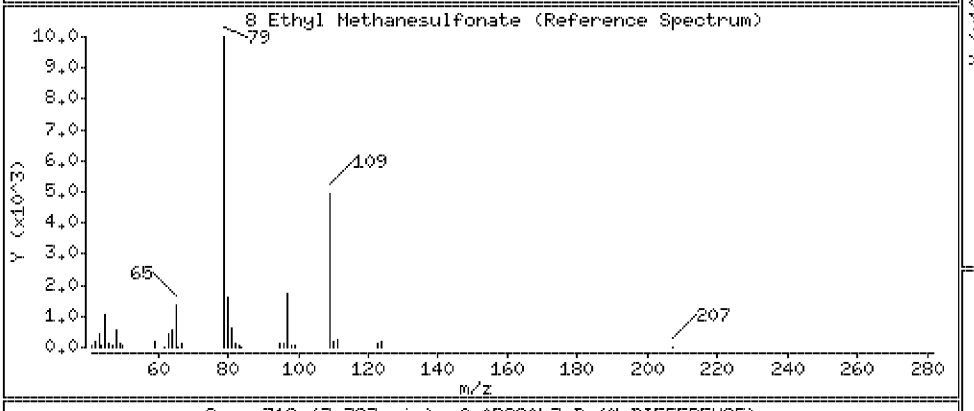

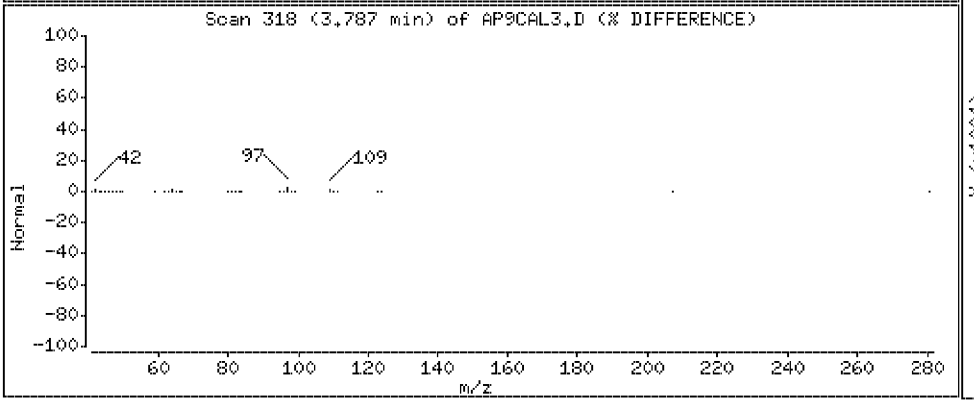

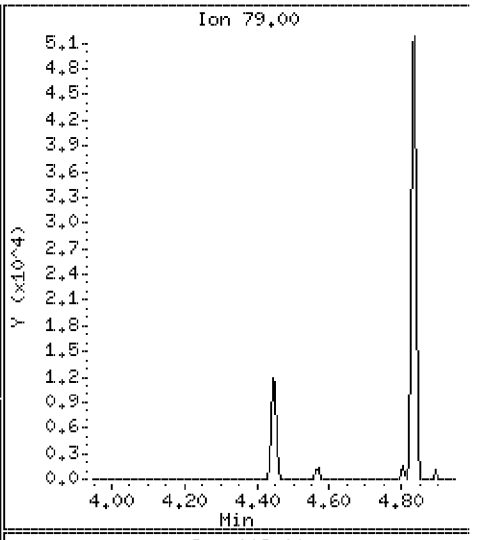

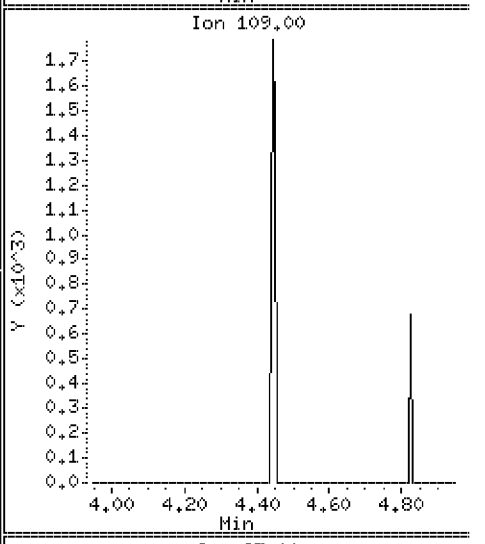

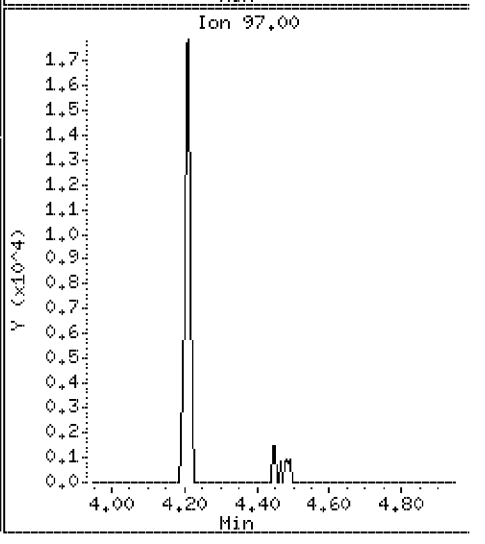

Data File: \\Svecd04\DD\chem\smsd03.i\S3042312.b\AP9CAL3.D

Date : 23-APR-2012 18:41

Client ID: AP9CAL3 | Instrument: smsd03.i

Sample Info: 45959

Purge Volume: 1000.0 | Operator: PEL

Column phase: HPMS-5 | Column diameter: 0.25

12 Pentachloroethane | Concentration: 19.6 ug/l

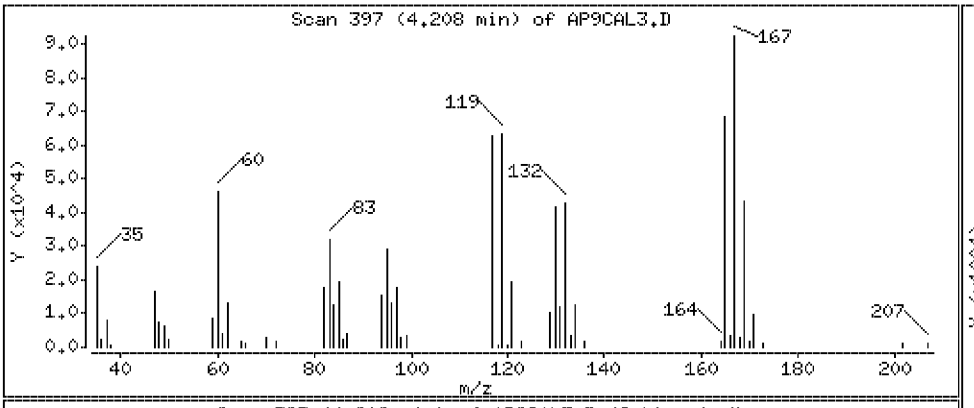

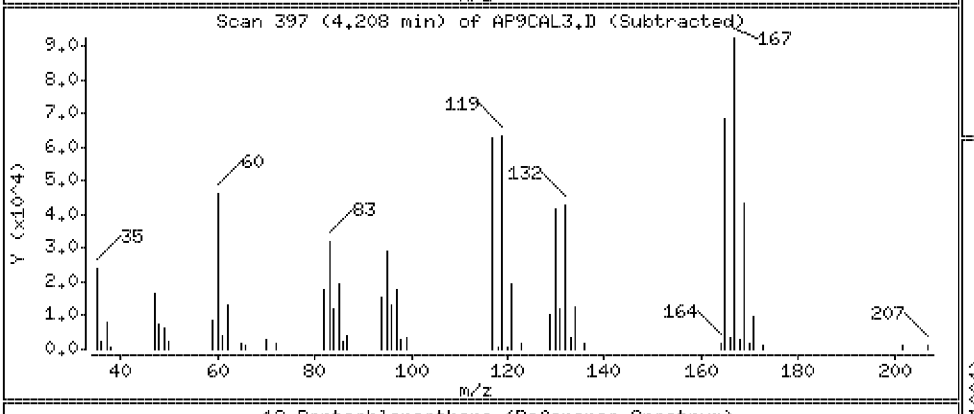

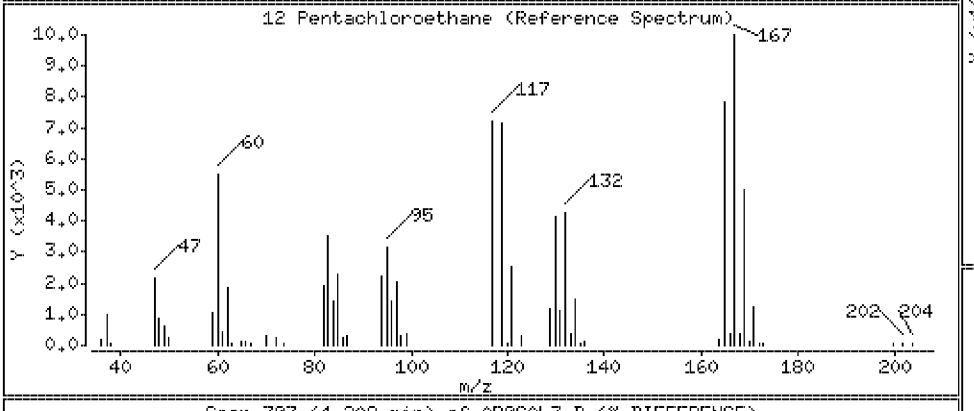

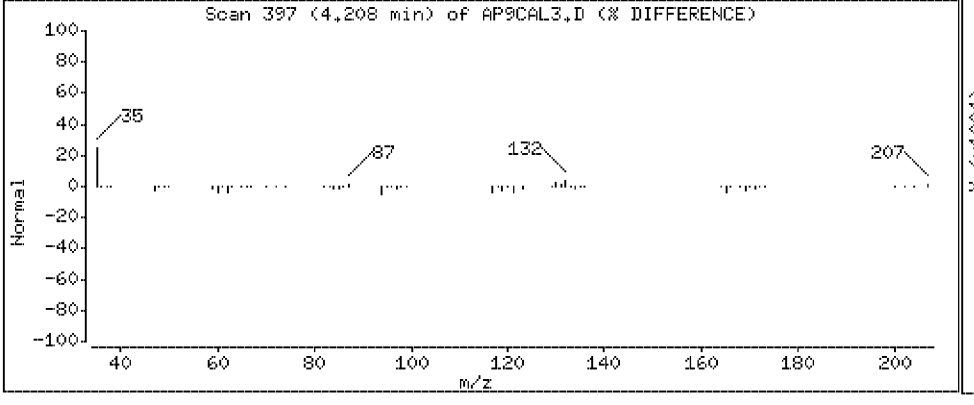

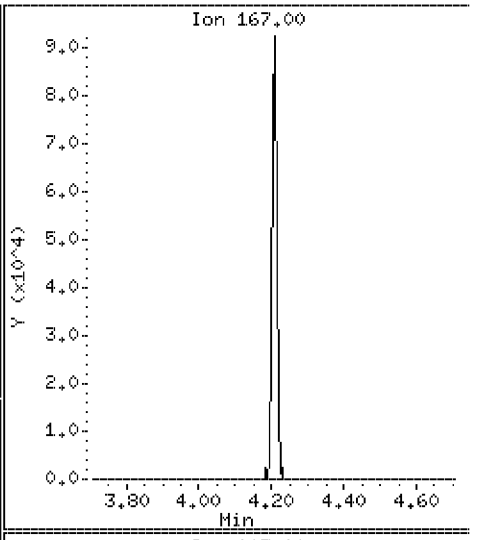

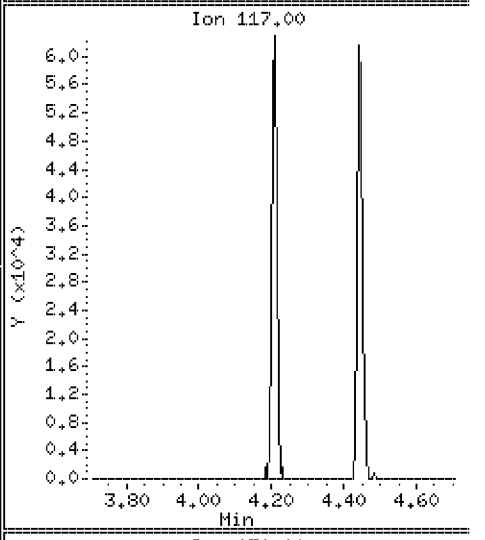

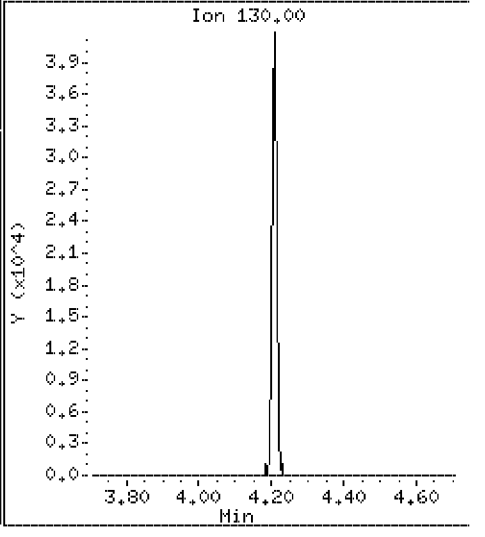

Data File: \\Svecd04\DD\chem\smsd03.i\S3042312.b\AP9CAL3.D

Date : 23-APR-2012 18:41

Client ID: AP9CAL3 | Instrument: smsd03.i

Sample Info: 45959

Purge Volume: 1000.0 | Operator: PEL

Column phase: HPMS-5 | Column diameter: 0.25

24 N-Nitrosopyrrolidine | Concentration: 19.4 ug/l

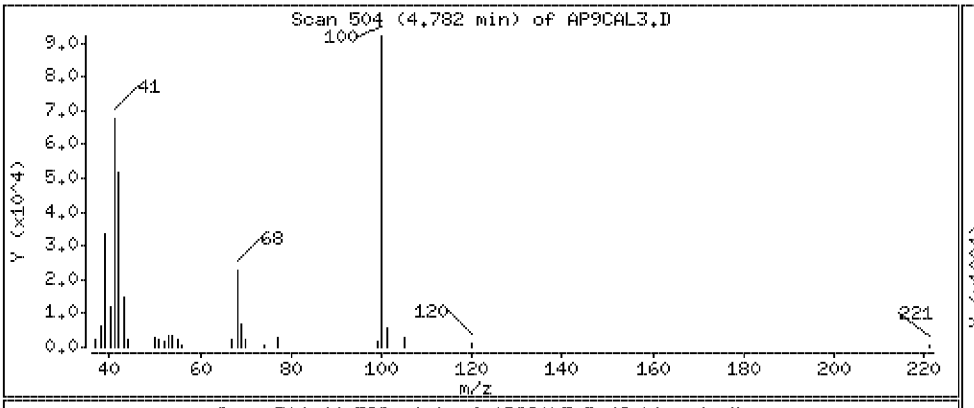

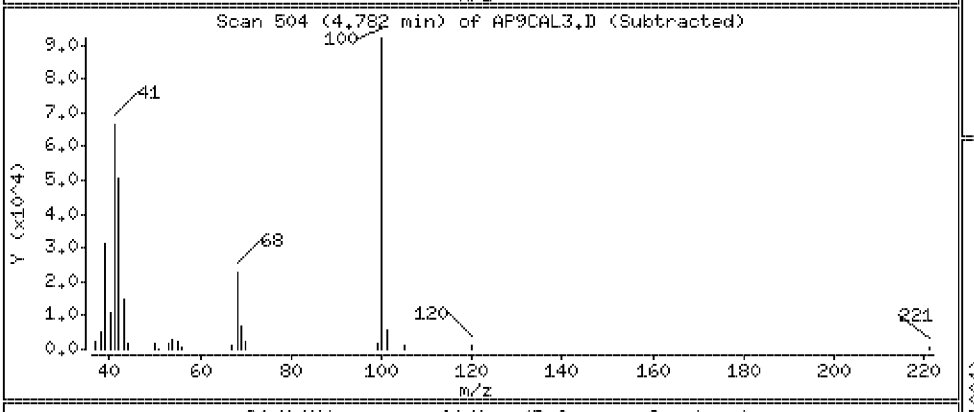

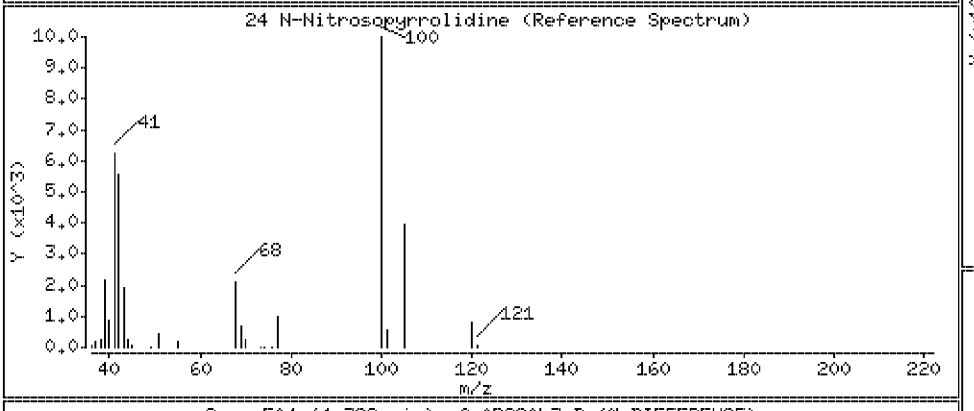

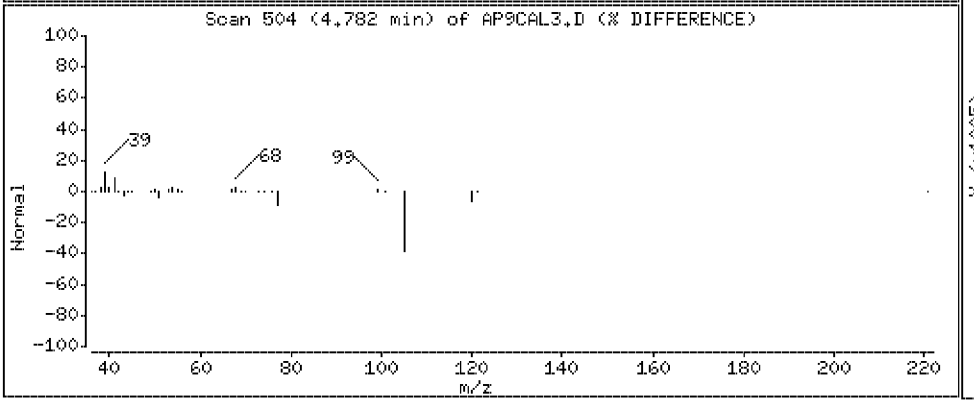

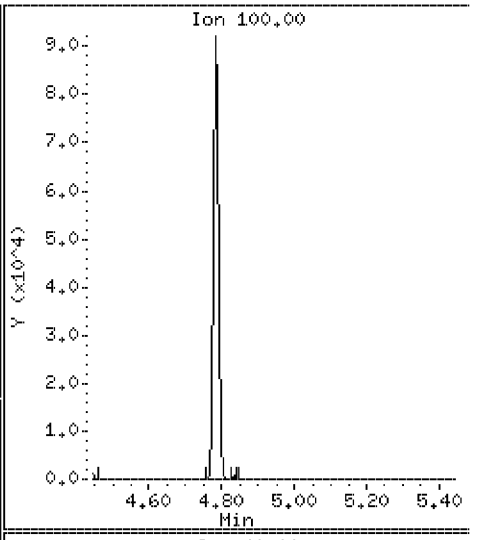

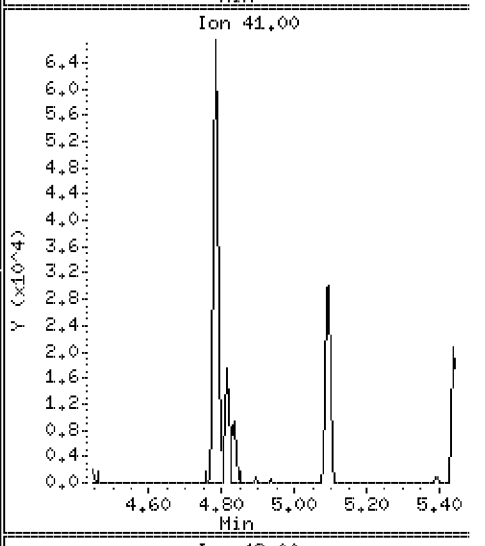

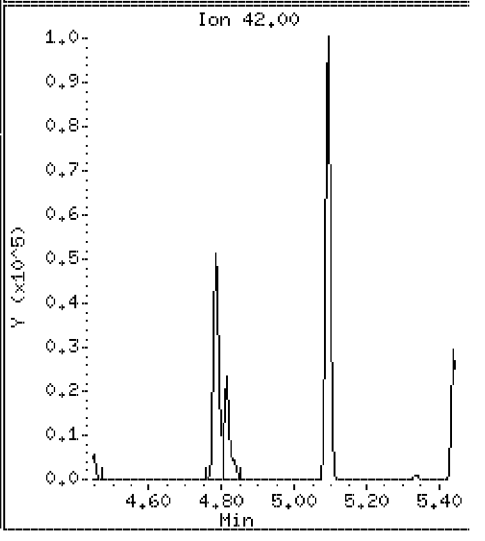

Data File: \\Svecd04\DD\chem\smsd03.i\S3042312.b\AP9CAL3.D

Date : 23-APR-2012 18:41

Client ID: AP9CAL3 Instrument: smsd03.i

Sample Info: 45959

Purge Volume: 1000.0 Operator: PEL

Column phase: HPMS-5 Column diameter: 0.25

25 Acetophenone Concentration: 18.3 ug/l

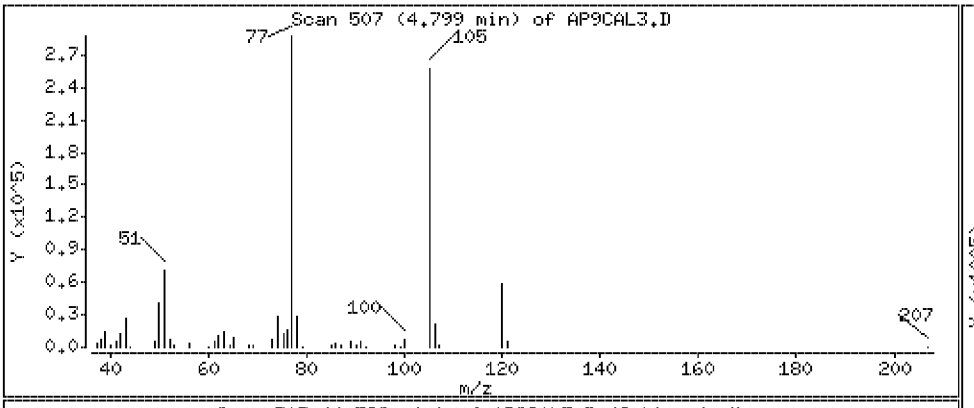

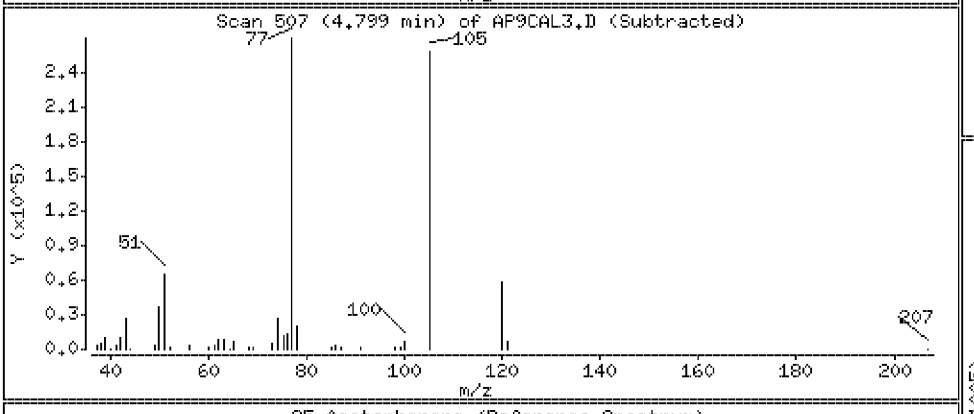

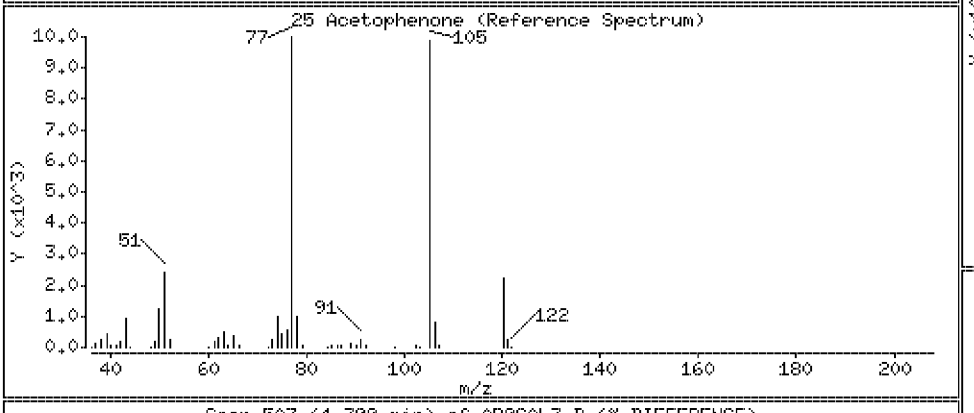

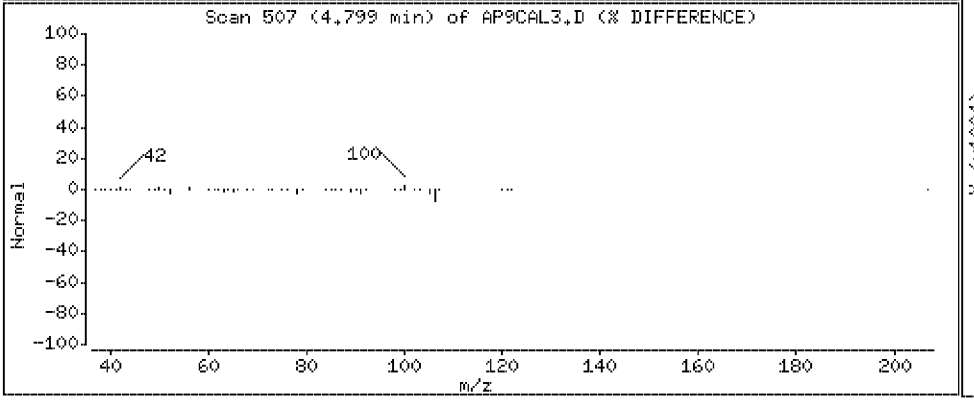

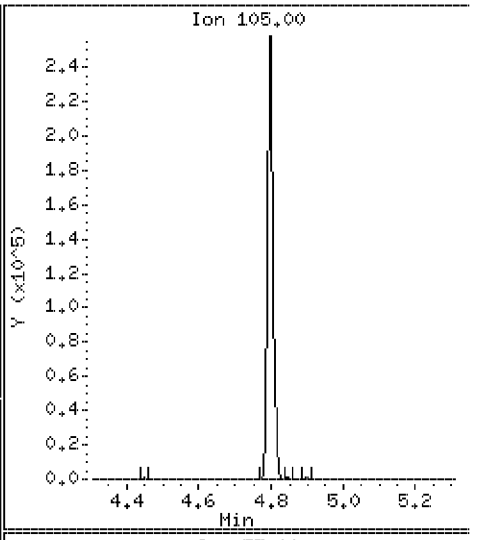

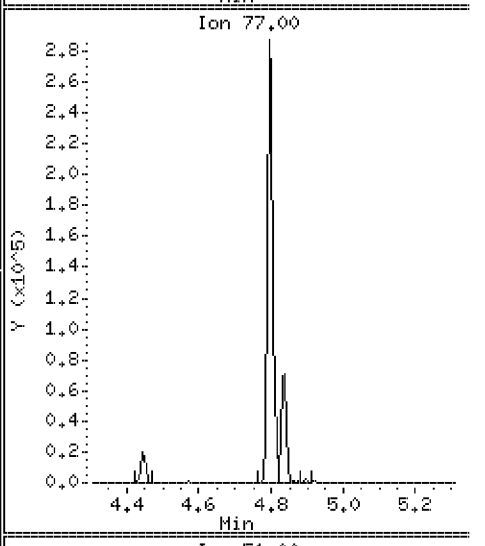

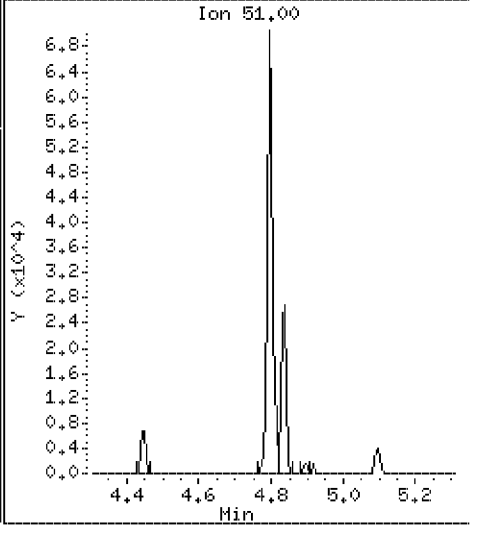

Data File: \\Svecd04\DD\chem\smsd03.i\S3042312.b\AP9CAL3.D

Date : 23-APR-2012 18:41

Client ID: AP9CAL3 Instrument: smsd03.i

Sample Info: 45959

Purge Volume: 1000.0 Operator: PEL

Column phase: HPMS-5 Column diameter: 0.25

27 N-Nitrosomorpholine Concentration: 19.8 ug/l

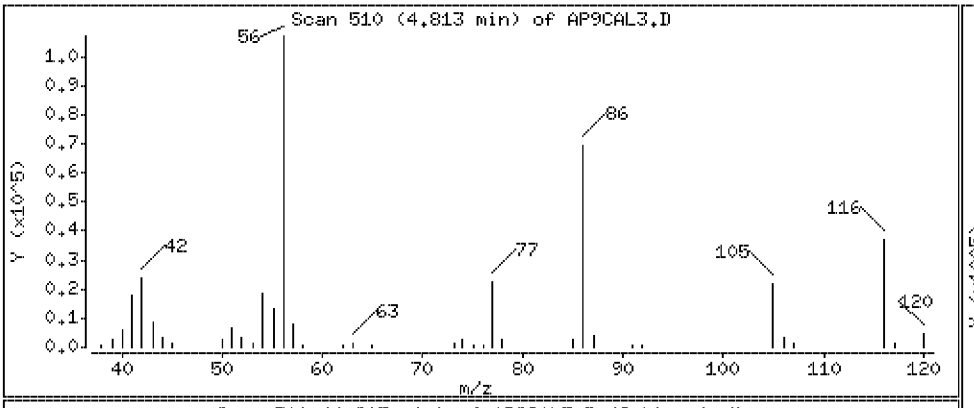

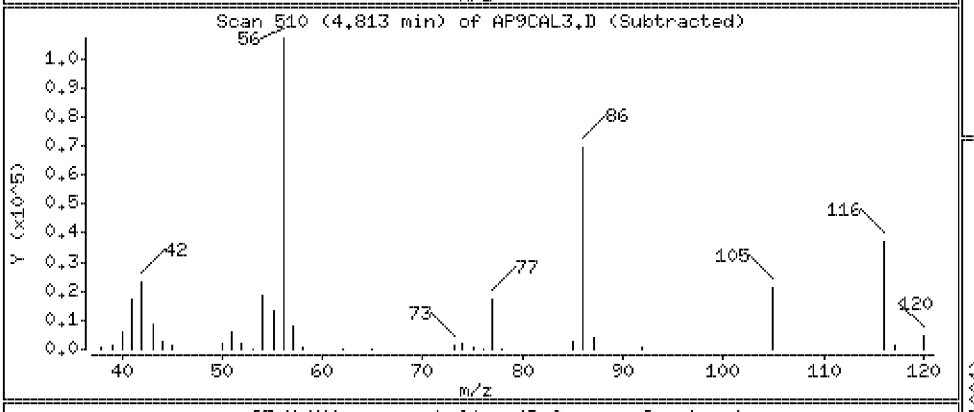

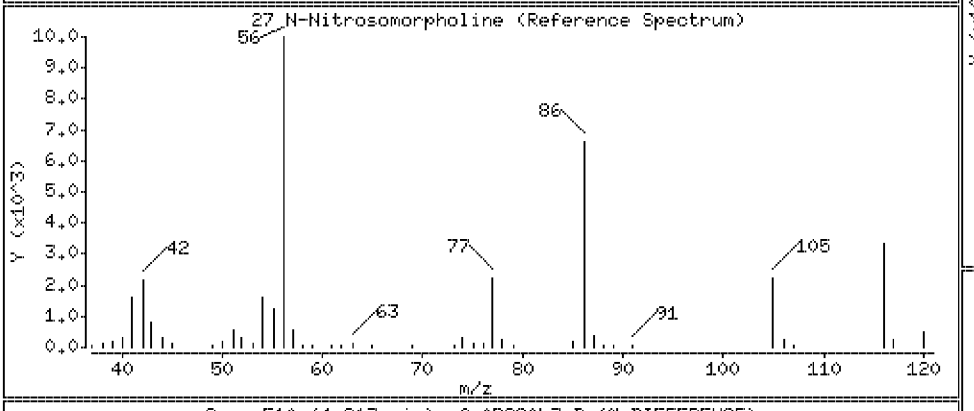

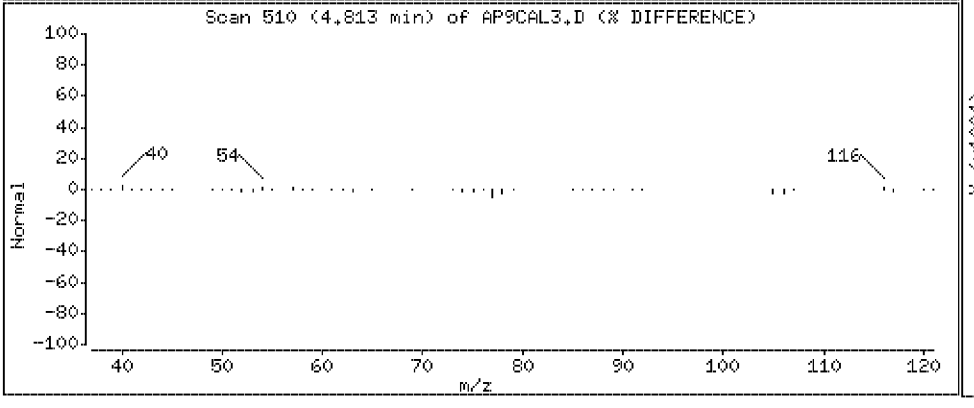

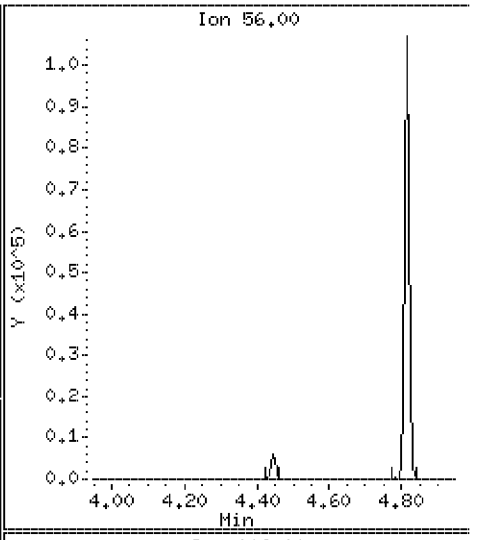

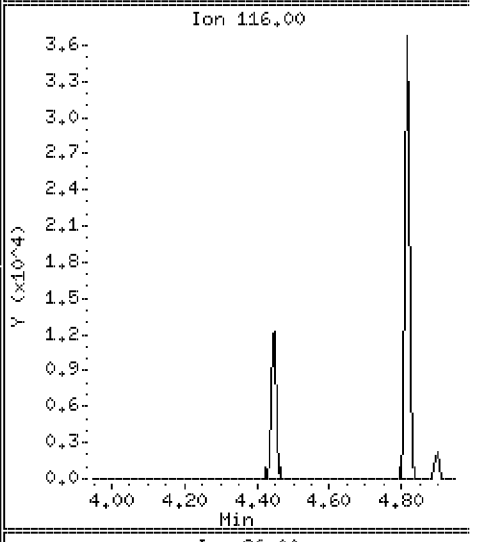

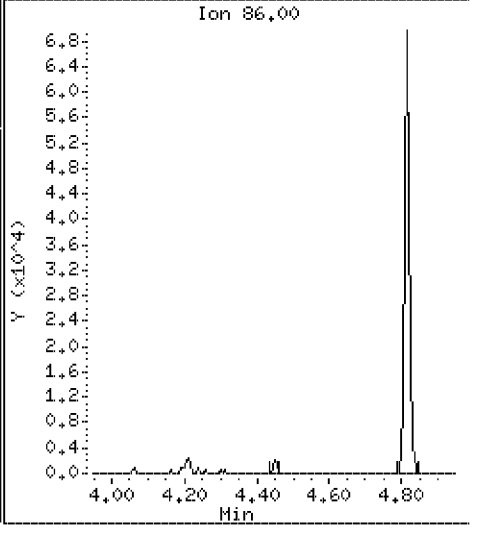

Data File: \\Svecd04\DD\chem\smsd03.i\S3042312.b\AP9CAL3.D

Date : 23-APR-2012 18:41

Client ID: AP9CAL3 | Instrument: smsd03.i

Sample Info: 45959

Purge Volume: 1000.0 | Operator: PEL

Column phase: HPMS-5 | Column diameter: 0.25

29 o-Toluidine | Concentration: 19.5 ug/l

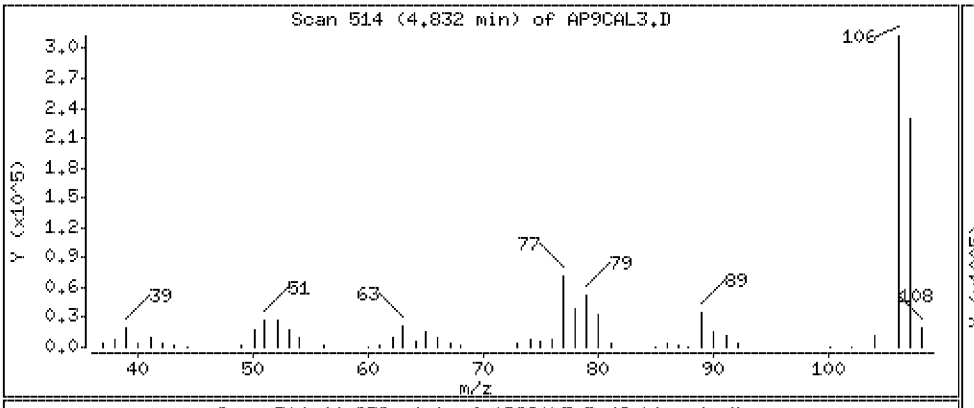

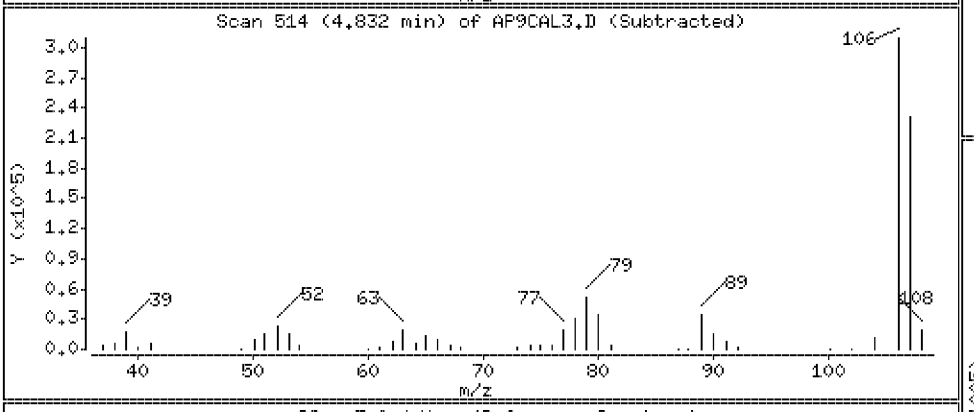

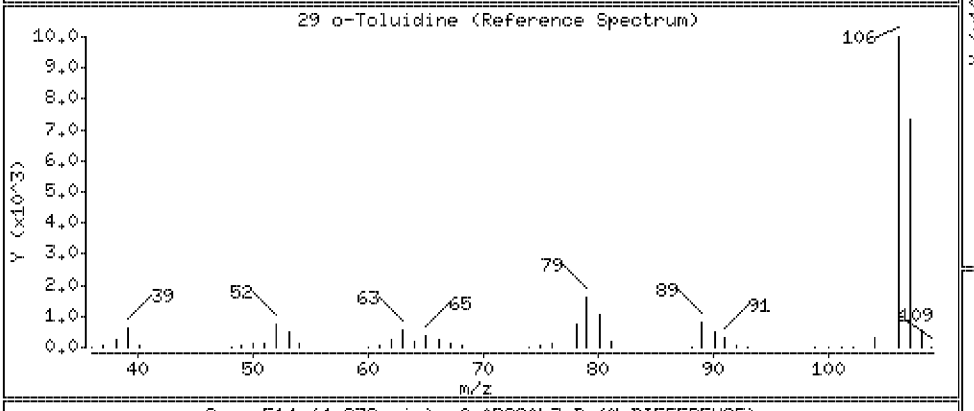

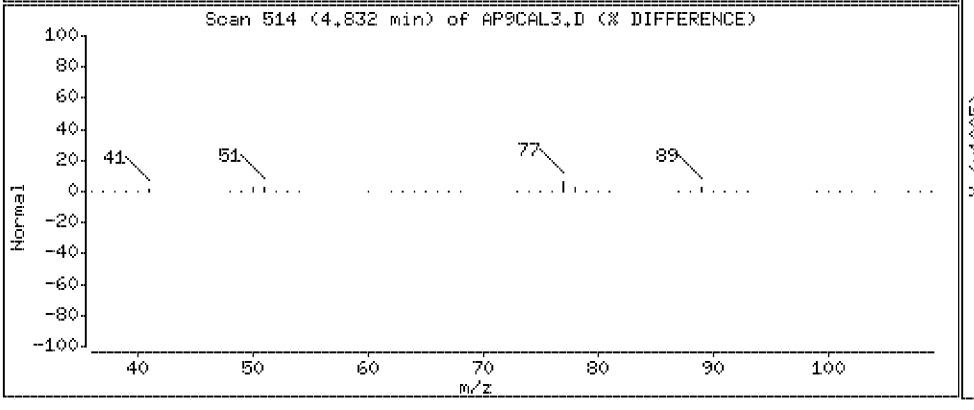

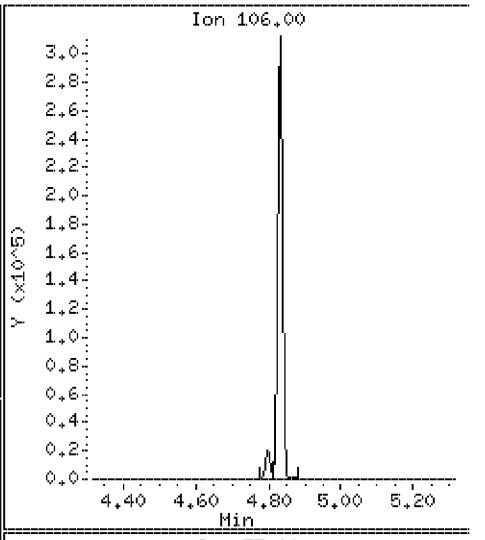

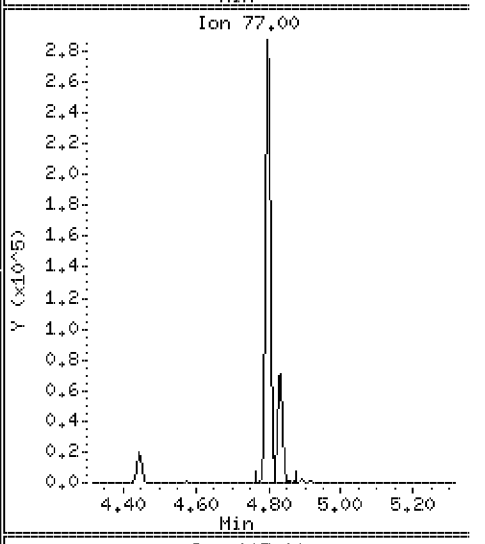

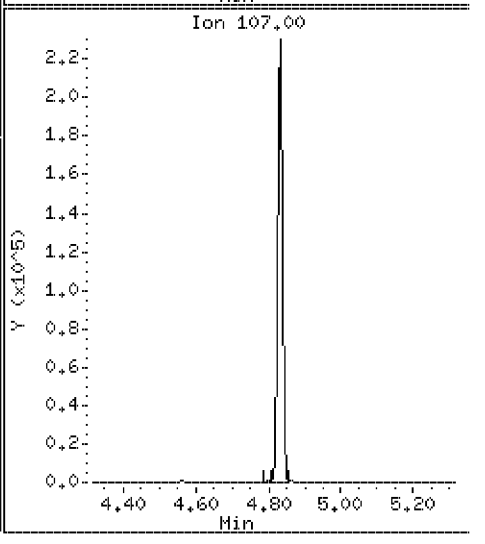

Data File: \\Svecd04\DD\chem\smsd03.i\S3042312.b\AP9CAL3.D

Date : 23-APR-2012 18:41

Client ID: AP9CAL3 Instrument: smsd03.i

Sample Info: 45959

Purge Volume: 1000.0 Operator: PEL

Column phase: HPMS-5 Column diameter: 0.25

33 N-Nitrosopiperidine Concentration: 18.4 ug/l

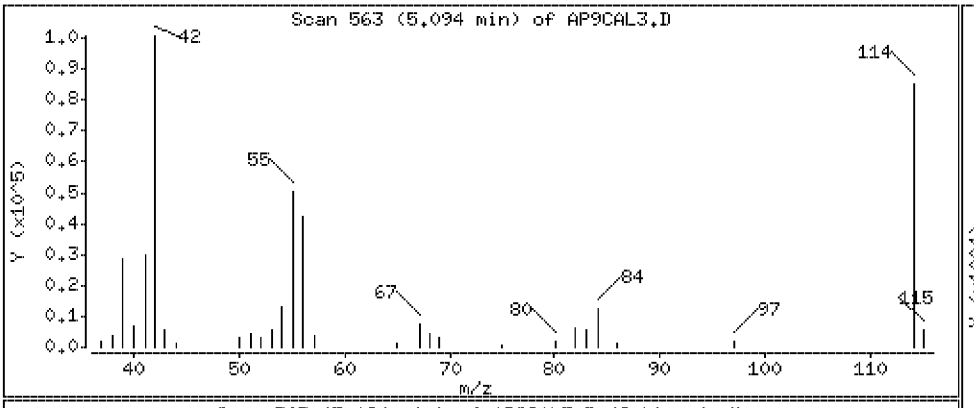

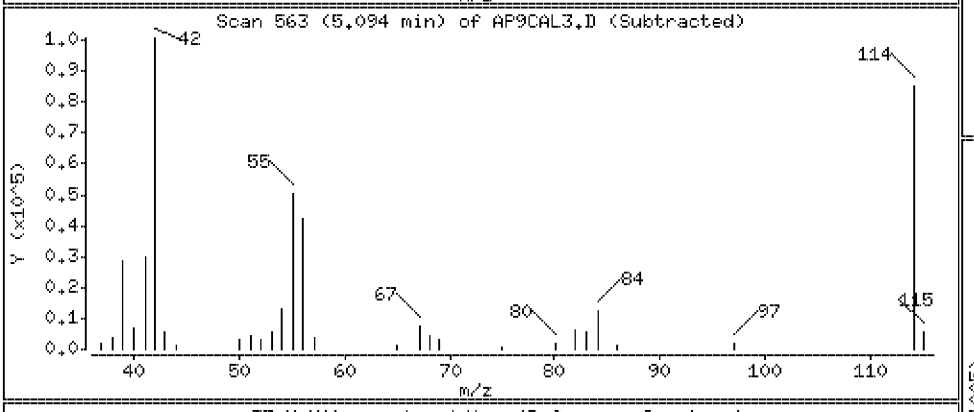

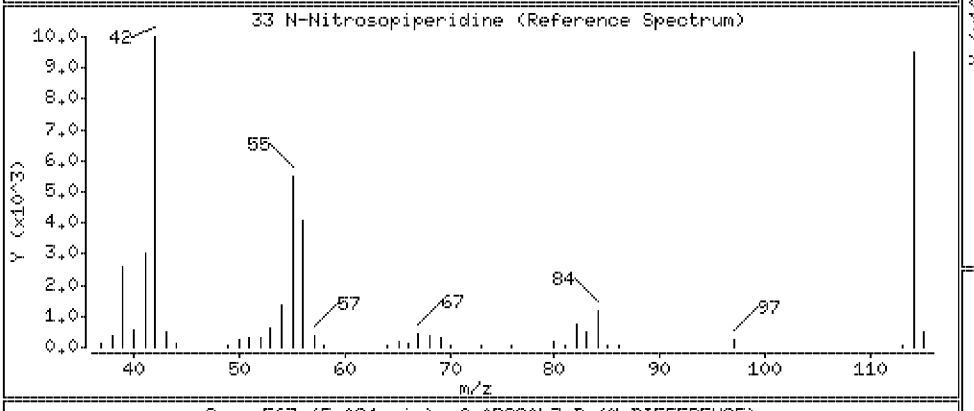

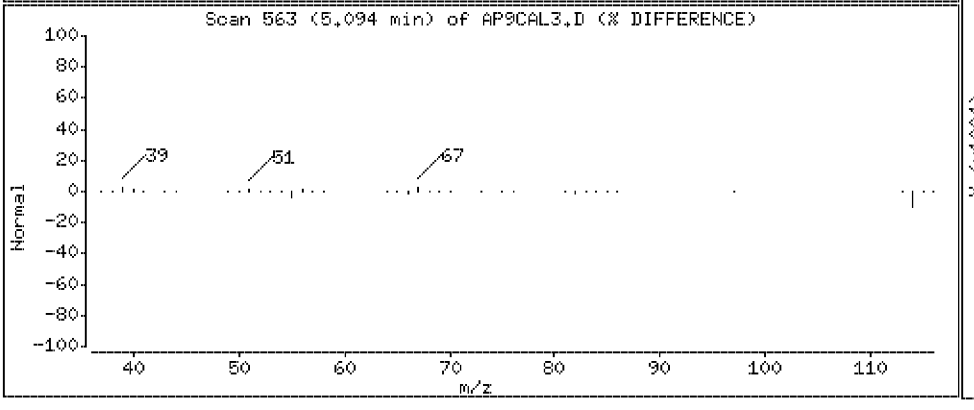

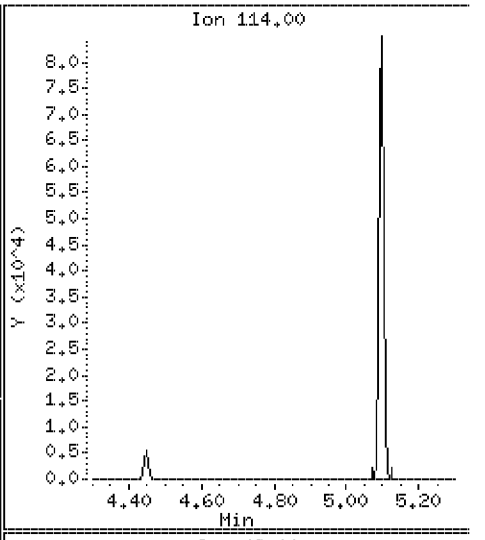

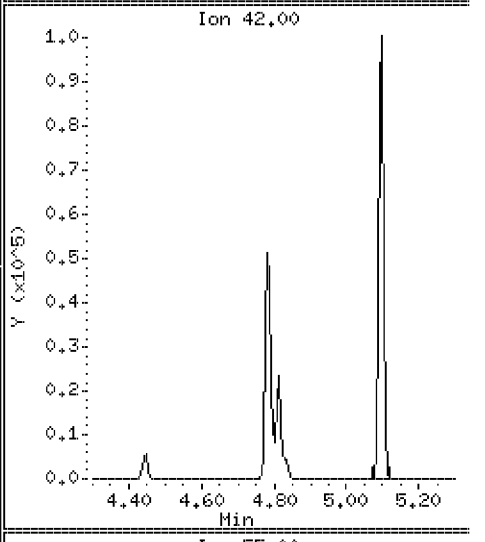

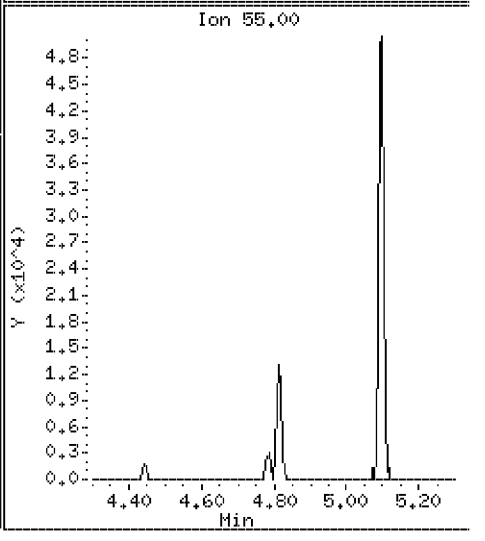

Data File: \\Svecd04\DD\chem\smsd03.i\S3042312.b\AP9CAL3.D

Date : 23-APR-2012 18:41

Client ID: AP9CAL3 | Instrument: smsd03.i

Sample Info: 45959

Purge Volume: 1000.0 | Operator: PEL

Column phase: HPMS-5 | Column diameter: 0.25

37 o,o,o-Triethylphosphorothioate | Concentration: 18.7 ug/l

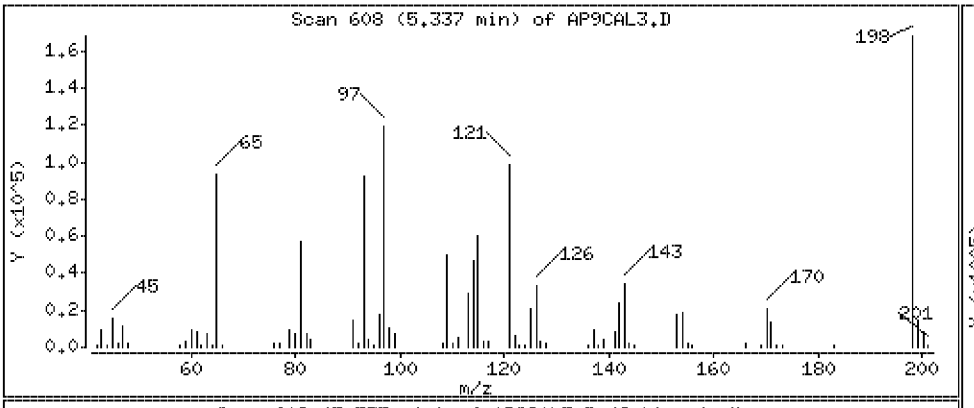

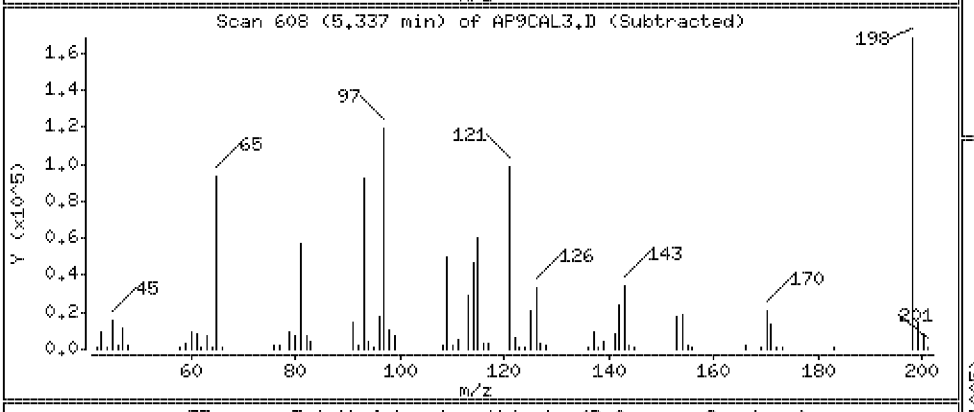

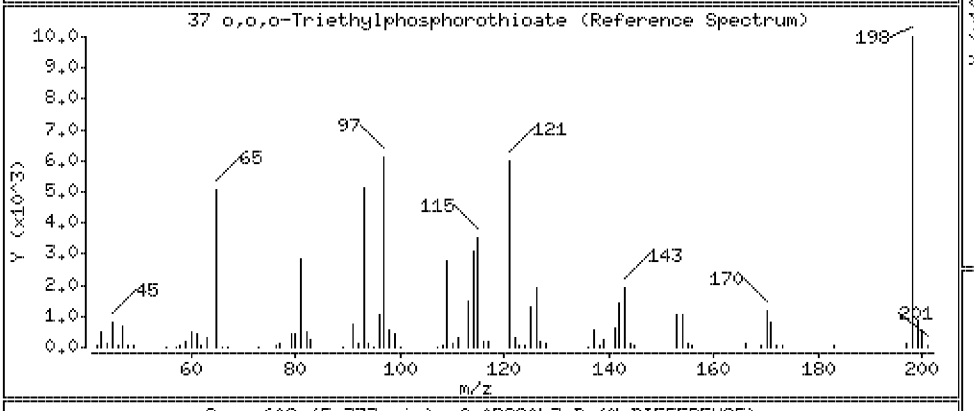

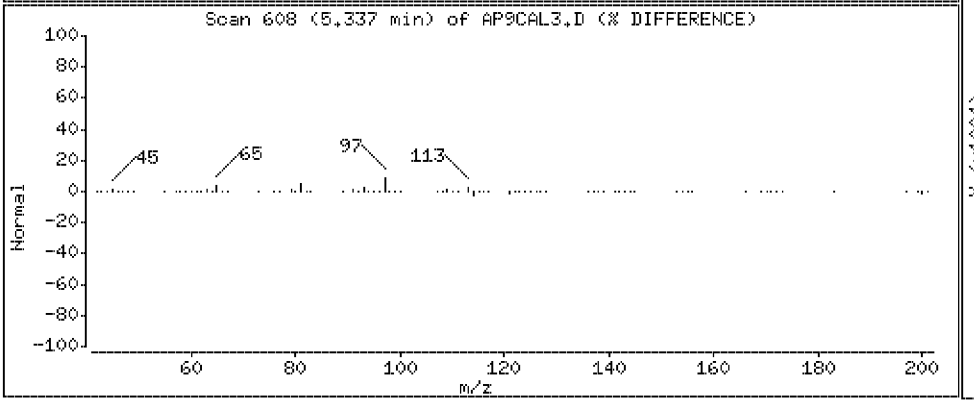

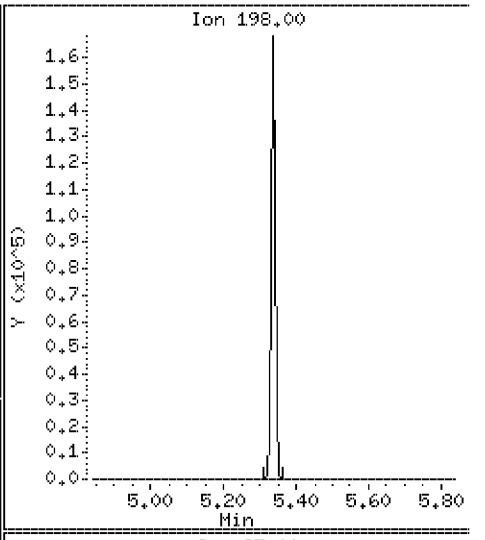

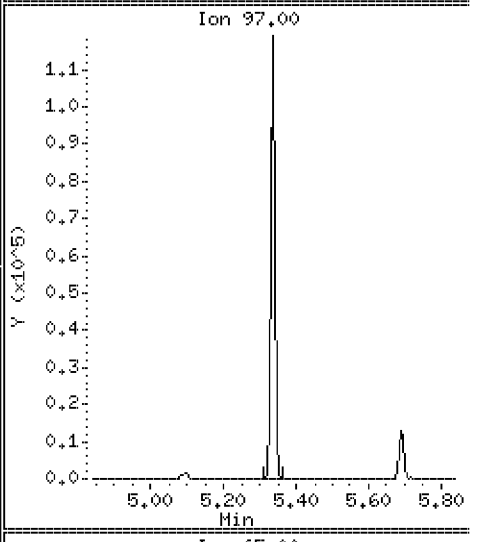

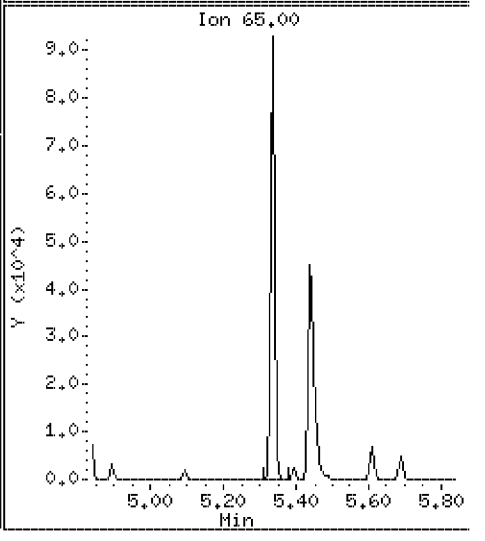

Data File: \\Svecd04\DD\chem\smsd03.i\S3042312.b\AP9CAL3.D

Date : 23-APR-2012 18:41

Client ID: AP9CAL3 Instrument: smsd03.i

Sample Info: 45959

Purge Volume: 1000.0 Operator: PEL

Column phase: HPMS-5 Column diameter: 0.25

39 a,a-Dimethylphenethylamine Concentration: 20.0 ug/l

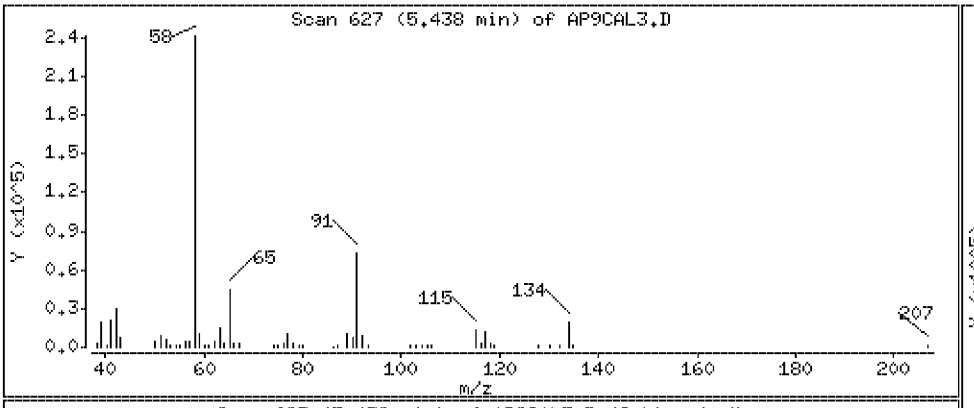

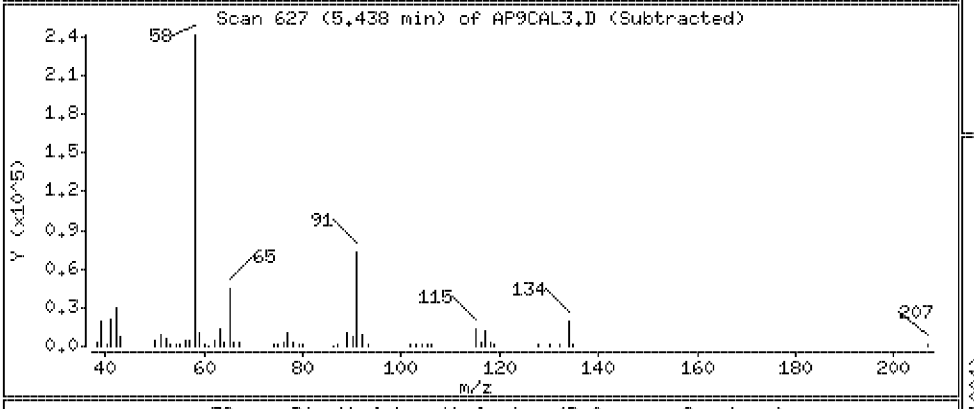

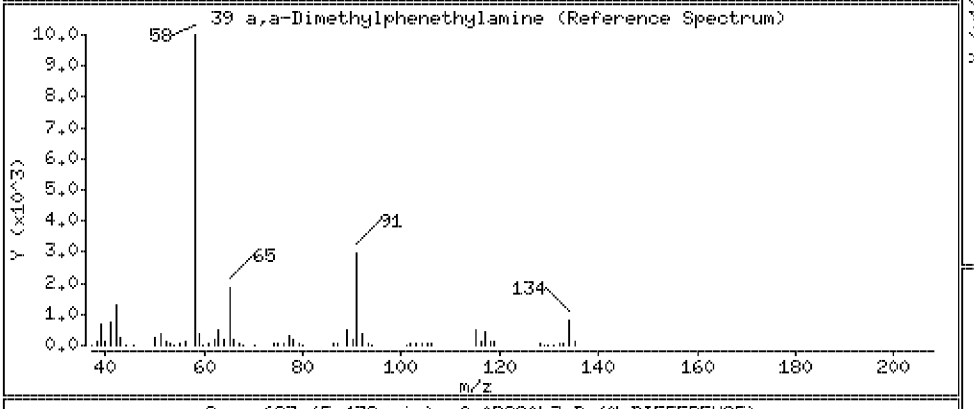

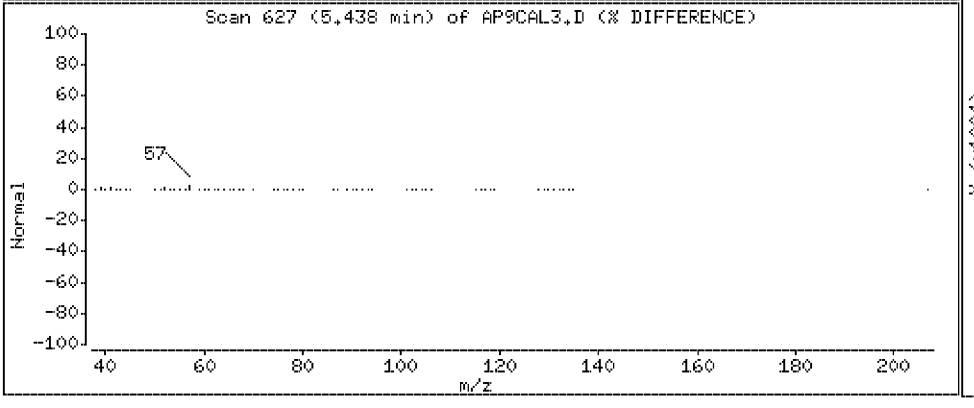

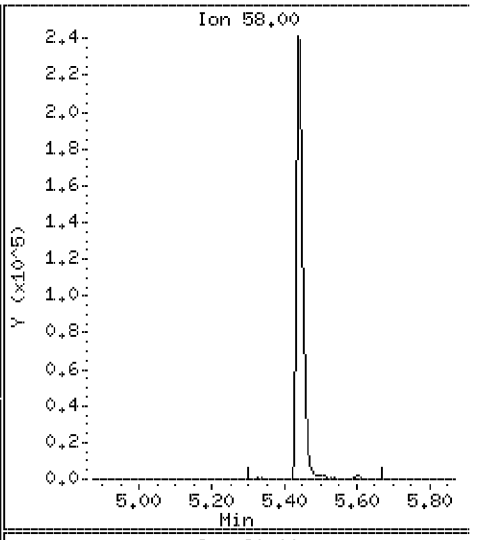

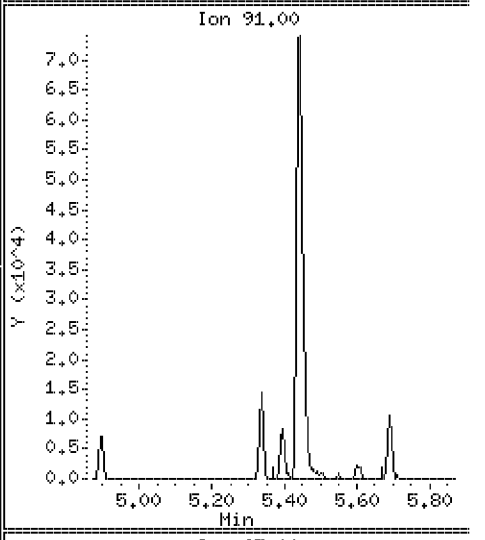

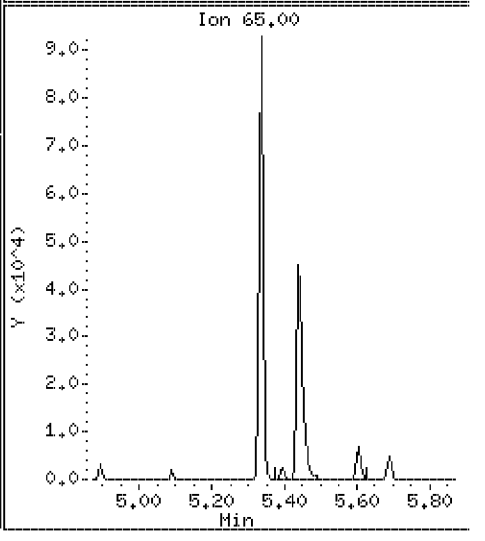

Data File: \\Svecd04\DD\chem\smsd03.i\S3042312.b\AP9CAL3.D

Date : 23-APR-2012 18:41

Client ID: AP9CAL3

Instrument: smsd03.i

Sample Info: 45959

Purge Volume: 1000.0

Operator: PEL

Column phase: HPMS-5

Column diameter: 0.25

46 2,6-Dichlorophenol

Concentration: 19.1 ug/l

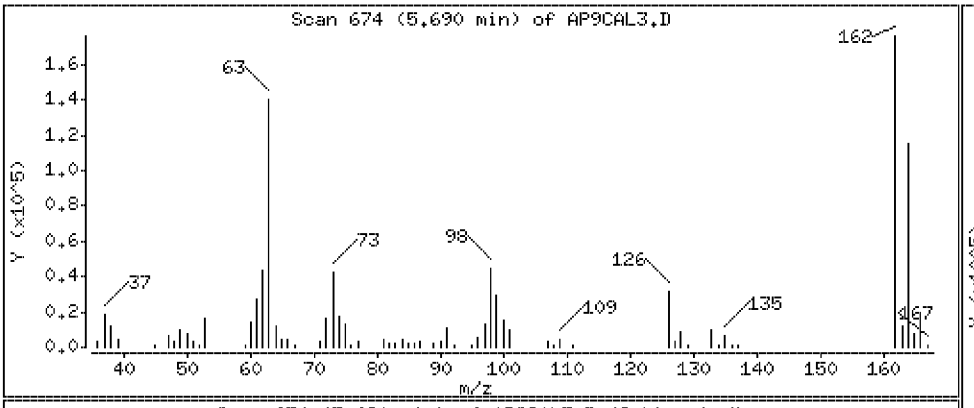

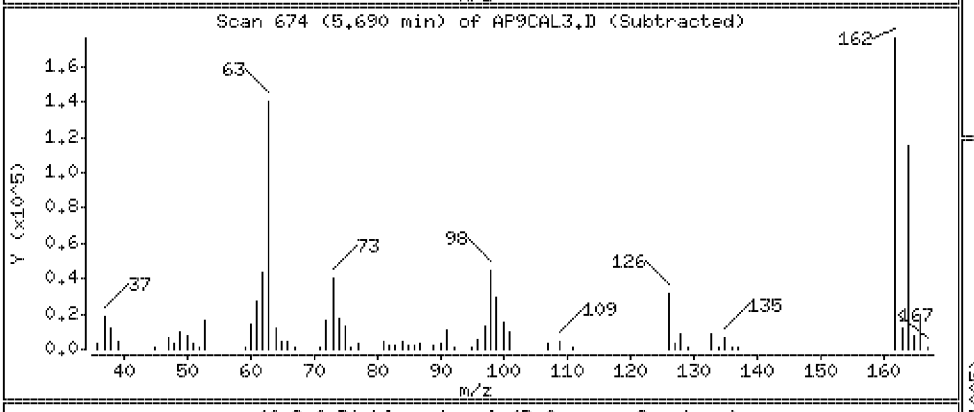

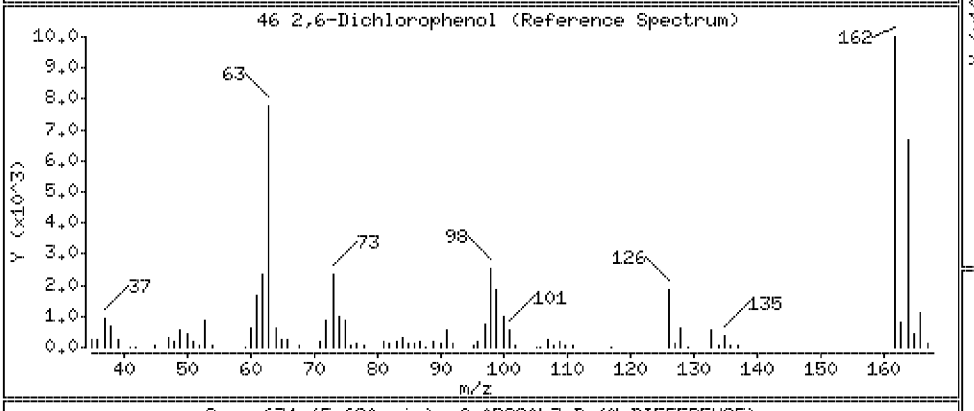

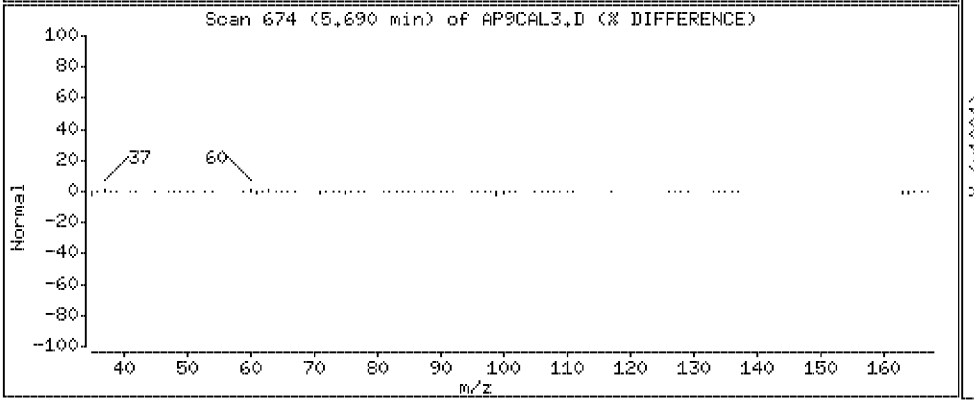

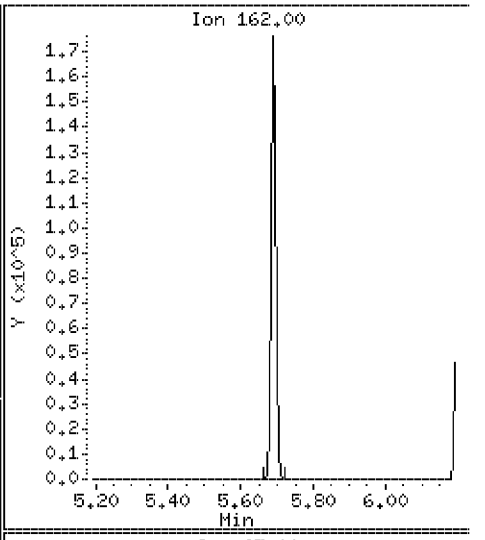

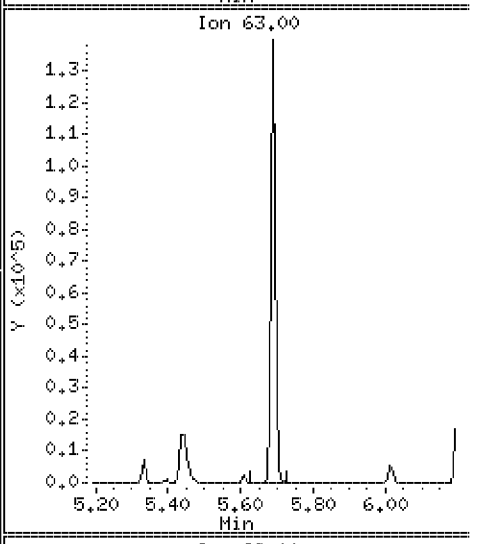

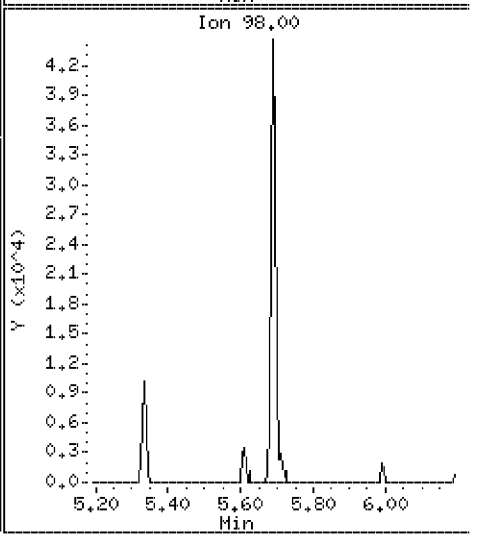

Data File: \\Svecd04\DD\chem\smsd03.i\S3042312.b\AP9CAL3.D

Date : 23-APR-2012 18:41

Client ID: AP9CAL3 | Instrument: smsd03.i

Sample Info: 45959

Purge Volume: 1000.0 | Operator: PEL

Column phase: HPMS-5 | Column diameter: 0.25

47 Hexachloropropene | Concentration: 18.4 ug/l

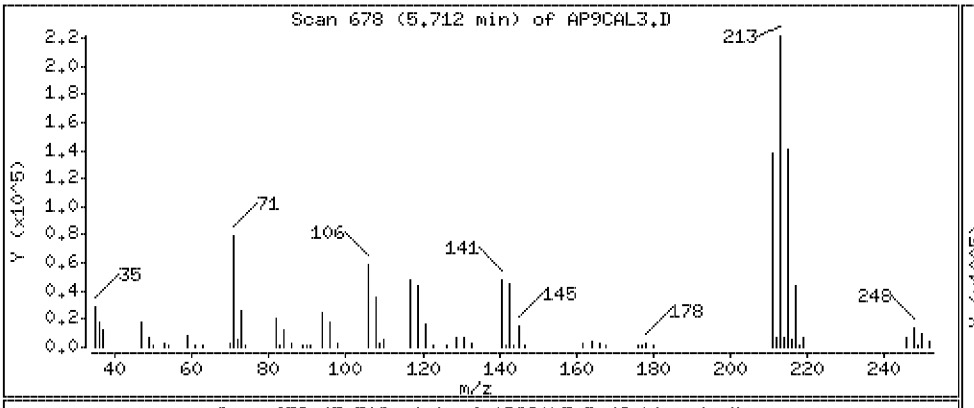

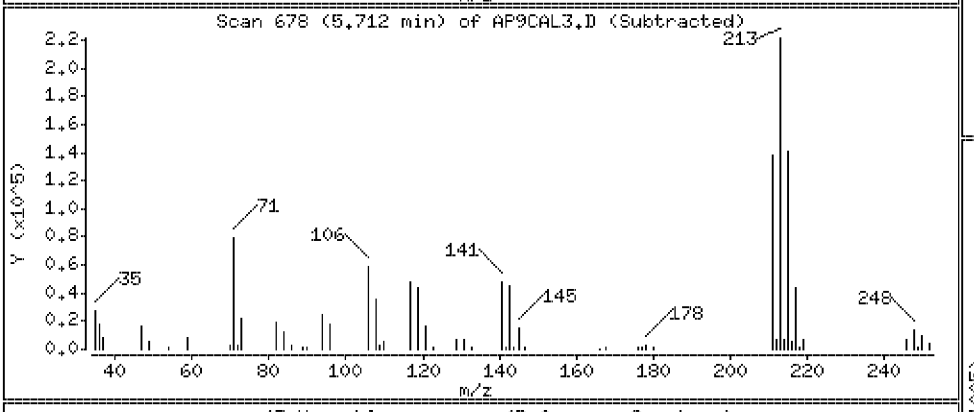

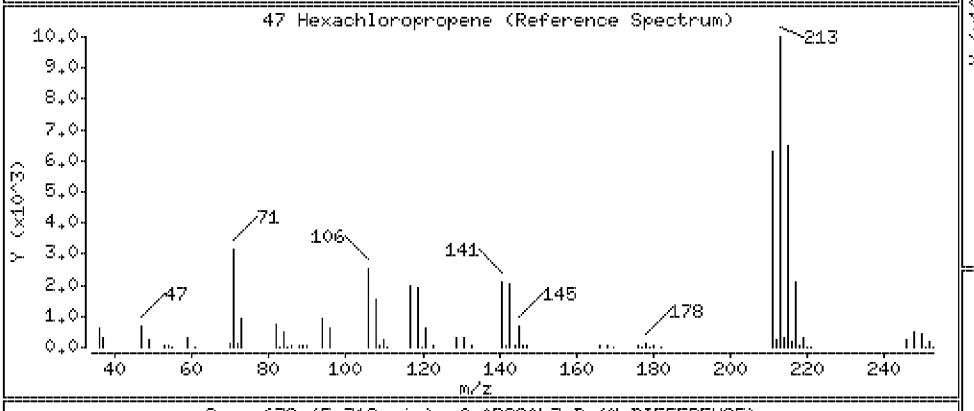

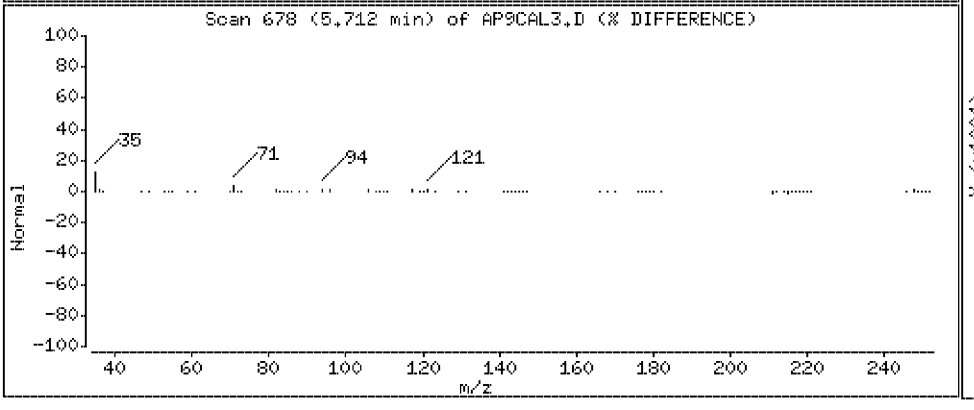

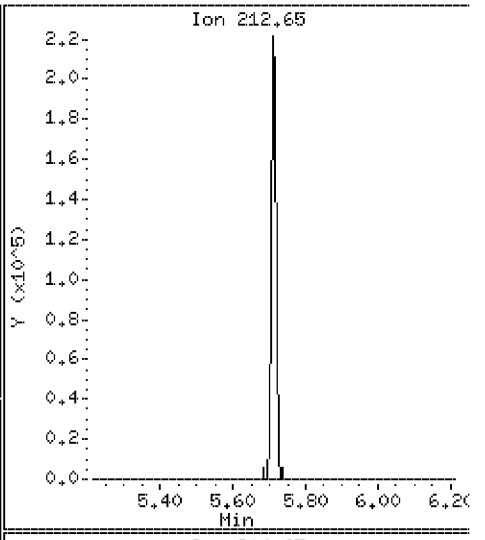

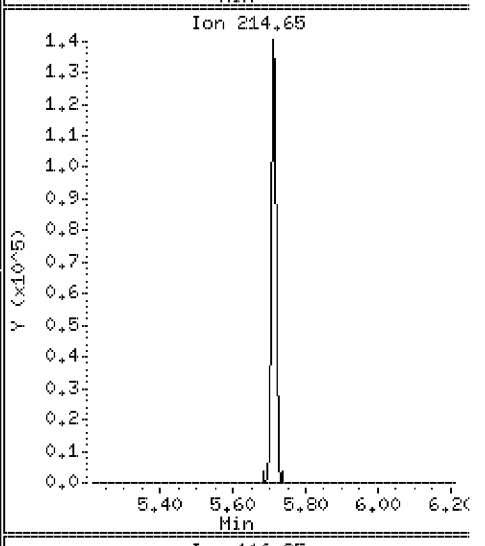

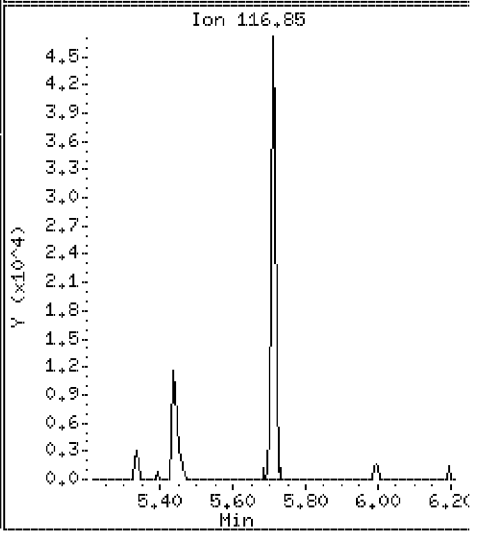

Data File: \\Svecd04\DD\chem\smsd03.i\S3042312.b\AP9CAL3.D

Date : 23-APR-2012 18:41

Client ID: AP9CAL3 | Instrument: smsd03.i

Sample Info: 45959

Purge Volume: 1000.0 | Operator: PEL

Column phase: HPMS-5 | Column diameter: 0.25

49 N-Nitrosodi-n-butylamine | Concentration: 19.2 ug/l

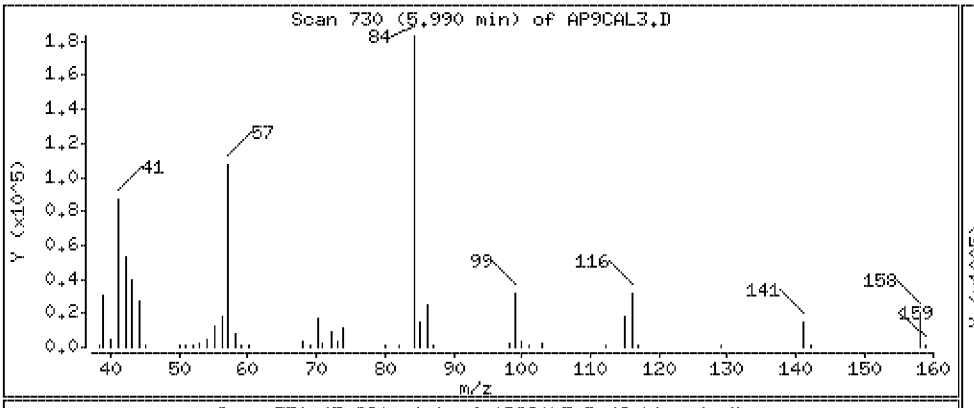

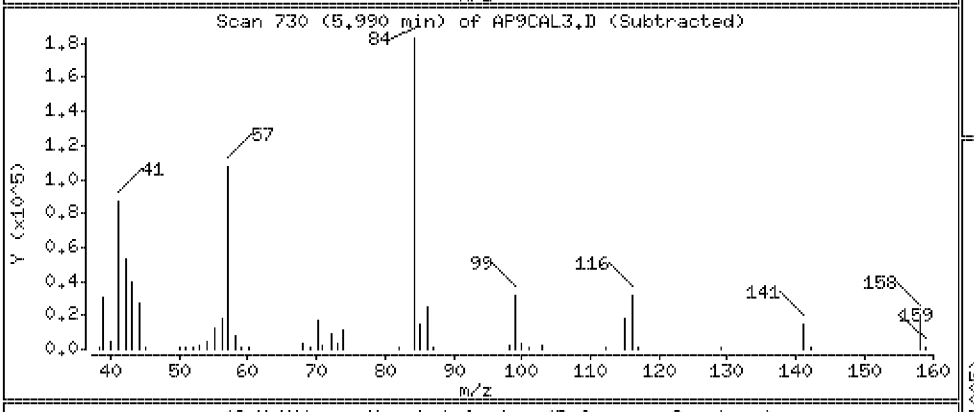

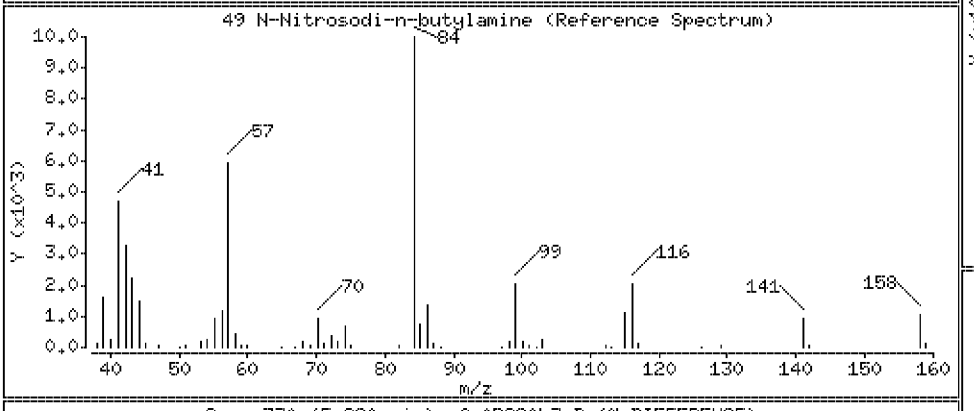

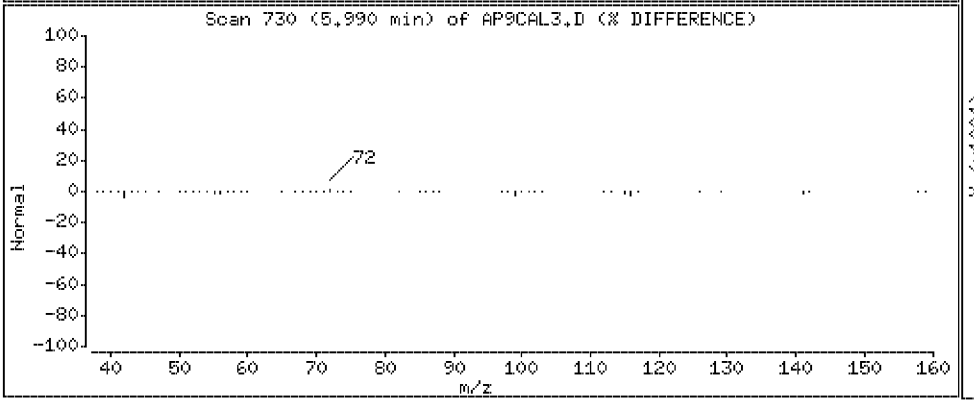

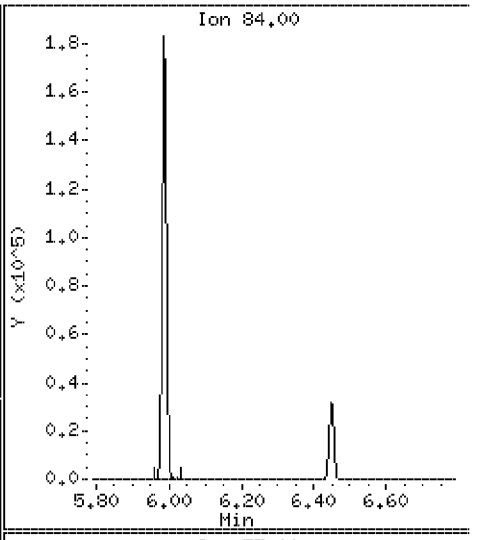

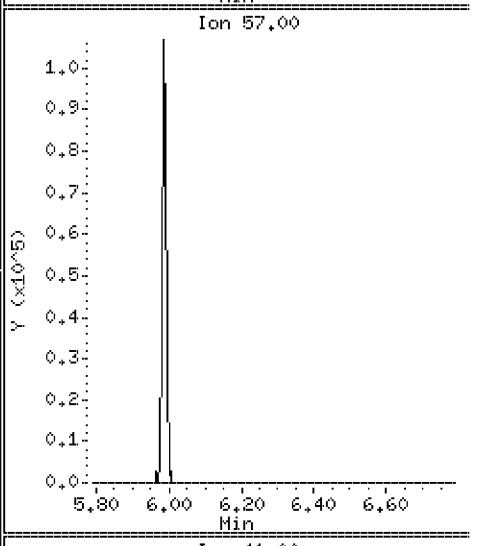

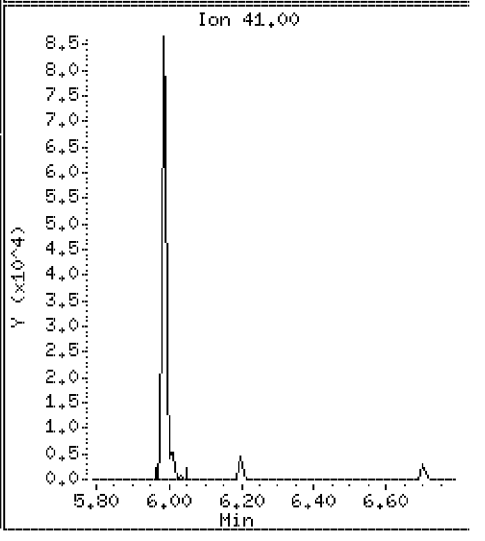

Data File: \\Svecd04\DD\chem\smsd03.i\S3042312.b\AP9CAL3.D

Date : 23-APR-2012 18:41

Client ID: AP9CAL3 | Instrument: smsd03.i

Sample Info: 45959

Purge Volume: 1000.0 | Operator: PEL

Column phase: HPMS-5 | Column diameter: 0.25

52 Isosafrole | Concentration: 18.7 ug/l

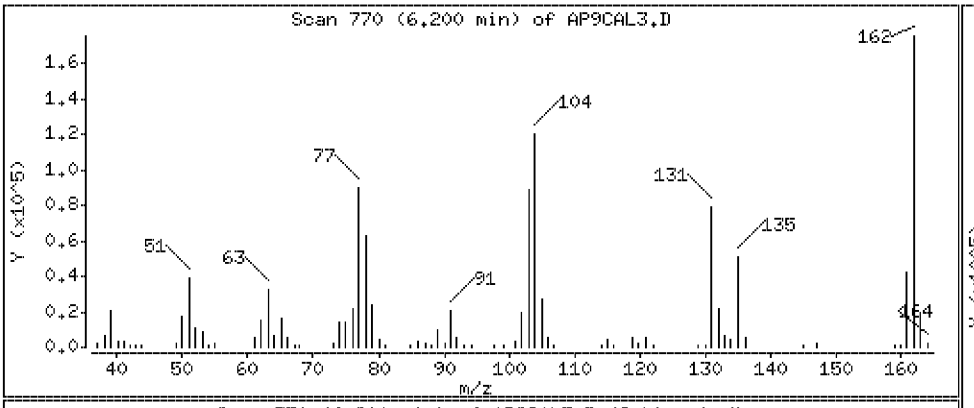

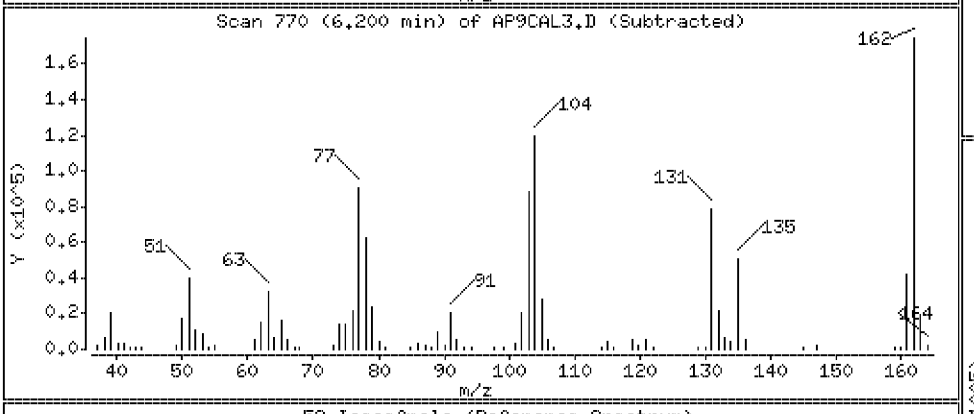

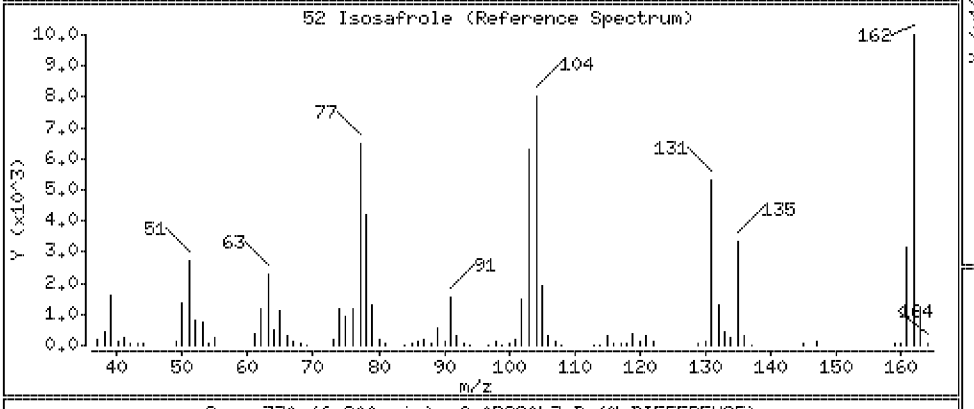

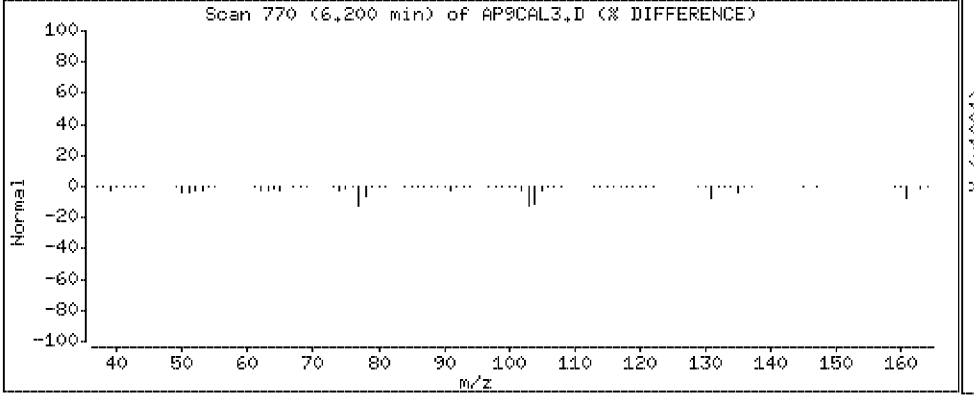

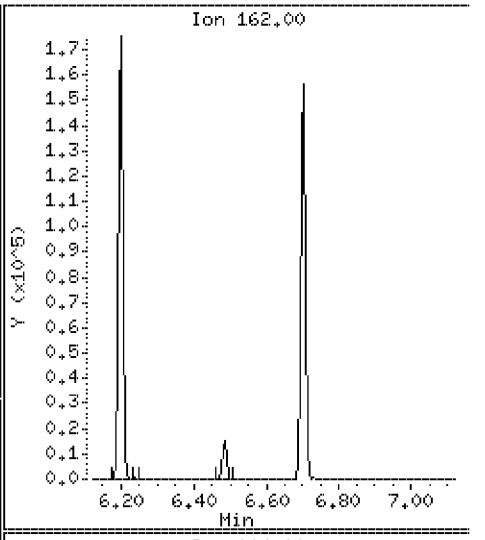

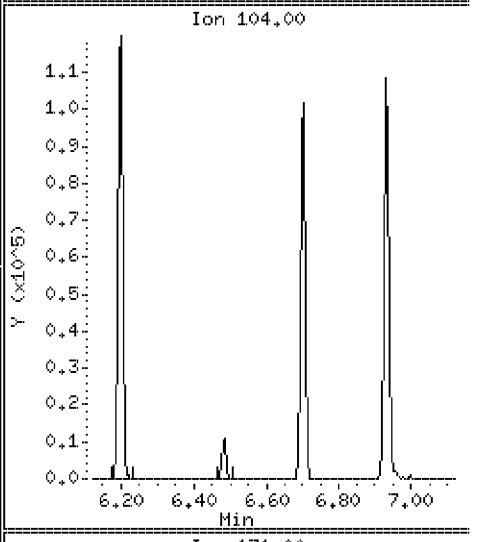

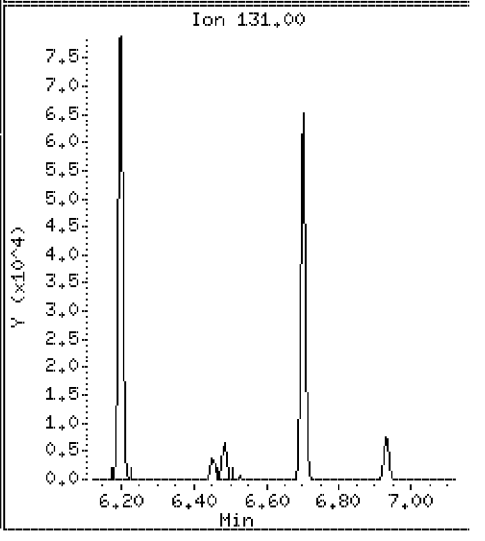

Data File: \\Svecd04\DD\chem\smsd03.i\S3042312.b\AP9CAL3.D

Date : 23-APR-2012 18:41

Client ID: AP9CAL3 | Instrument: smsd03.i

Sample Info: 45959

Purge Volume: 1000.0 | Operator: PEL

Column phase: HPMS-5 | Column diameter: 0.25

56 1,2,4,5-Tetrachlorobenzene | Concentration: 18.9 ug/l

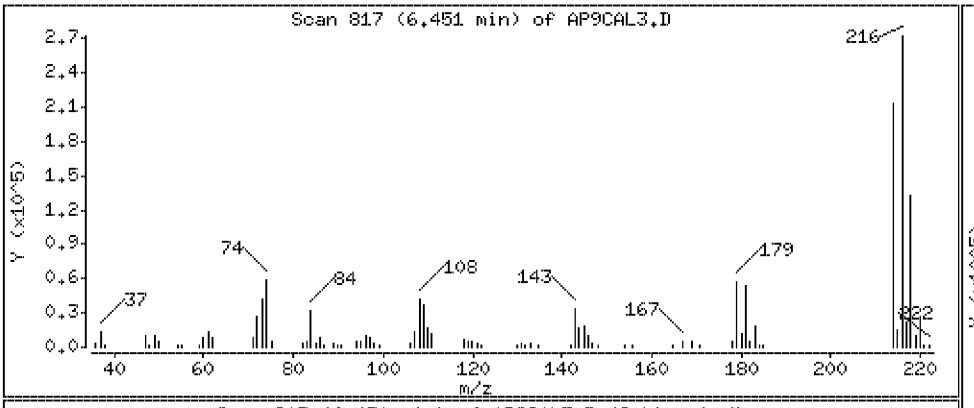

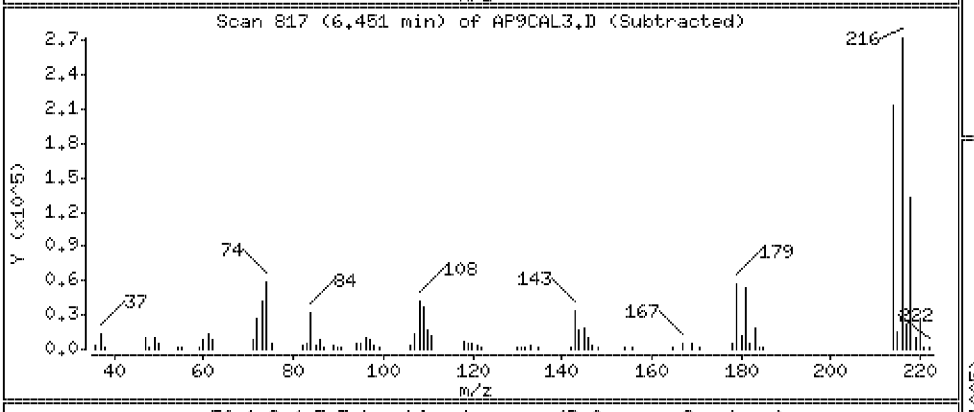

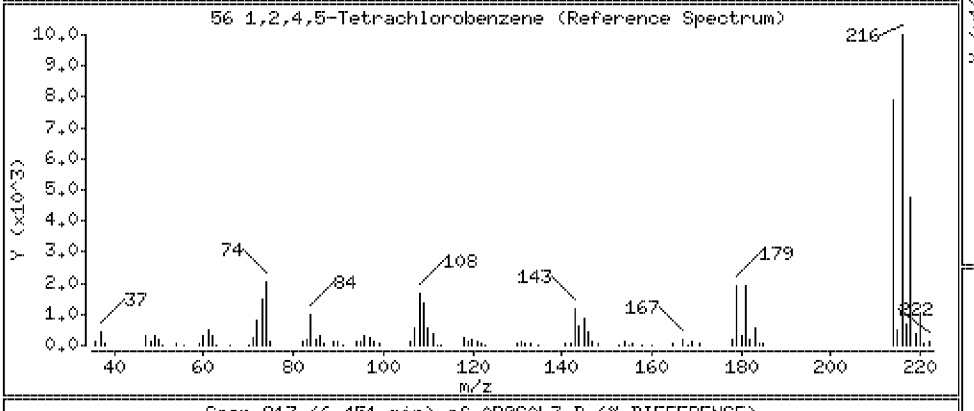

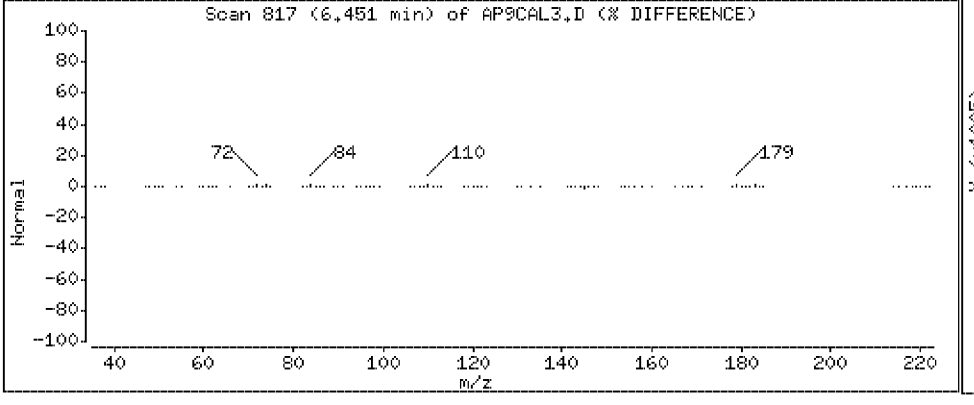

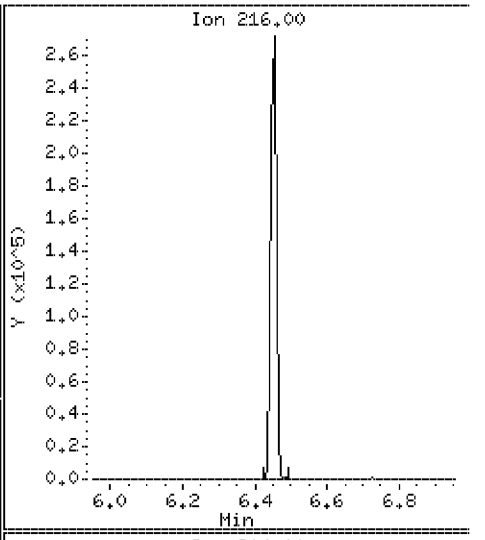

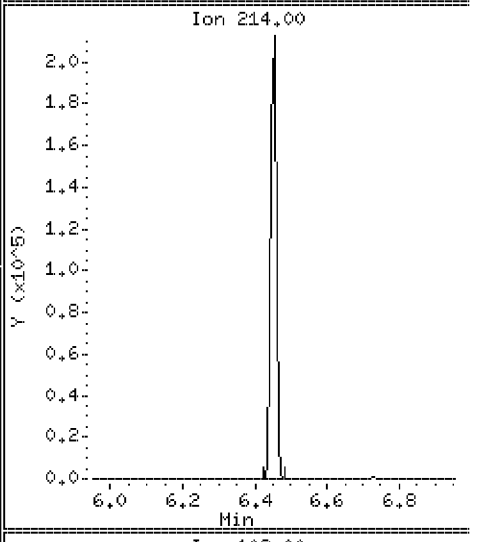

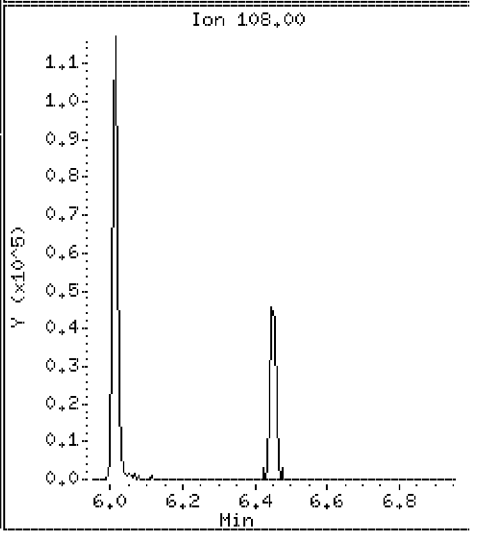

Data File: \\Svecd04\DD\chem\smsd03.i\S3042312.b\AP9CAL3.D

Date : 23-APR-2012 18:41

Client ID: AP9CAL3 | Instrument: smsd03.i

Sample Info: 45959

Purge Volume: 1000.0 | Operator: PEL

Column phase: HPMS-5 | Column diameter: 0.25

60 Safrole | Concentration: 18.2 ug/l

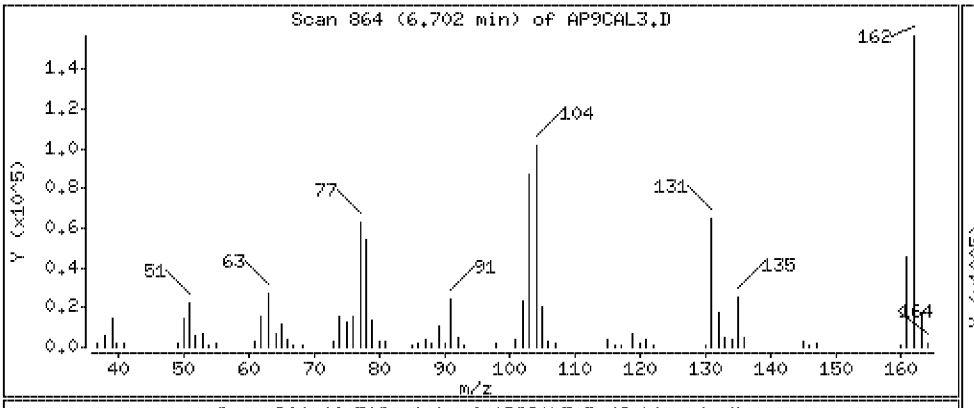

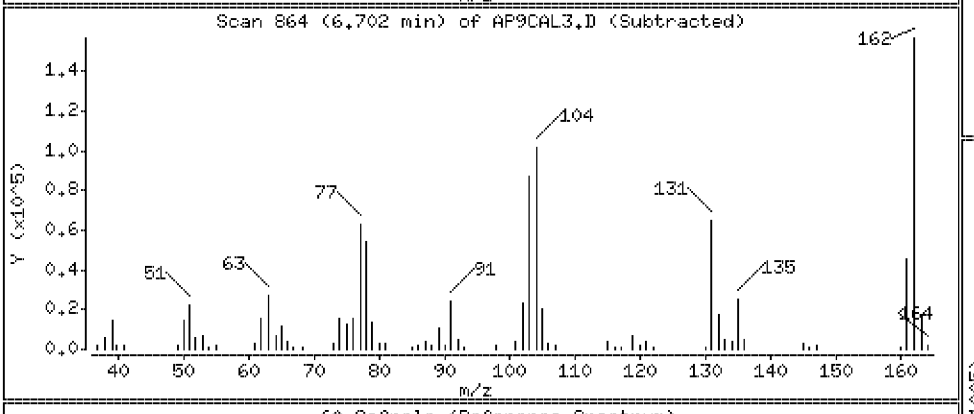

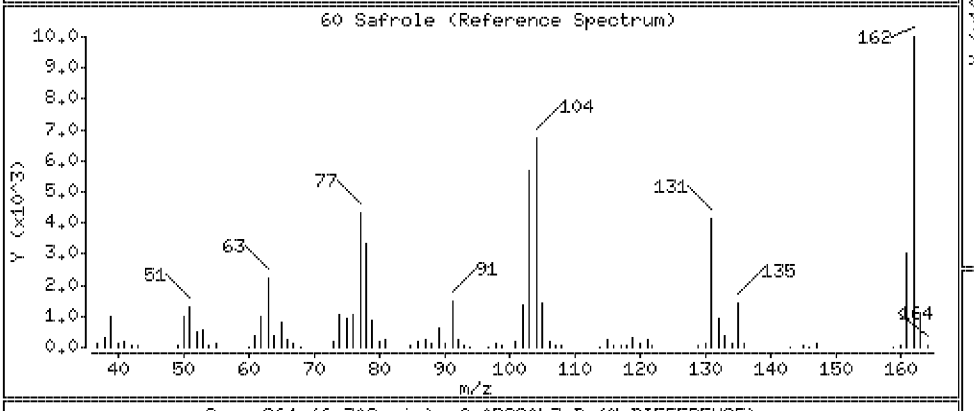

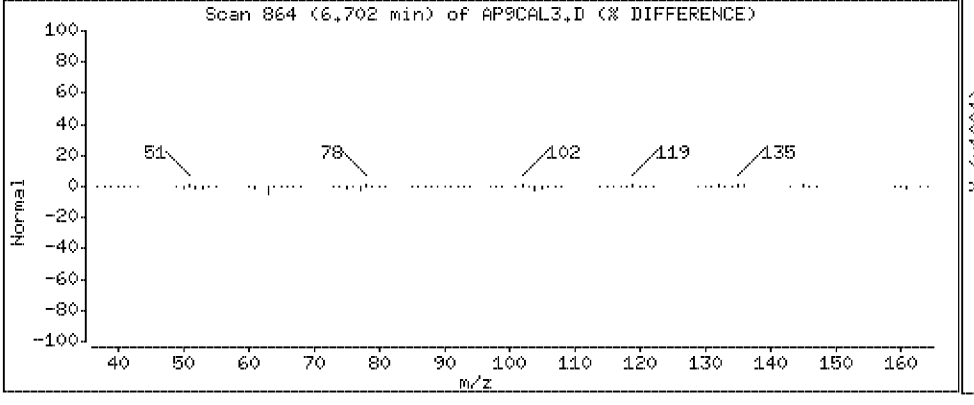

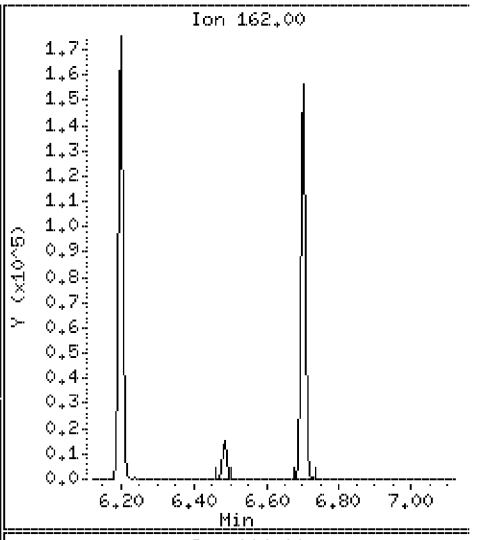

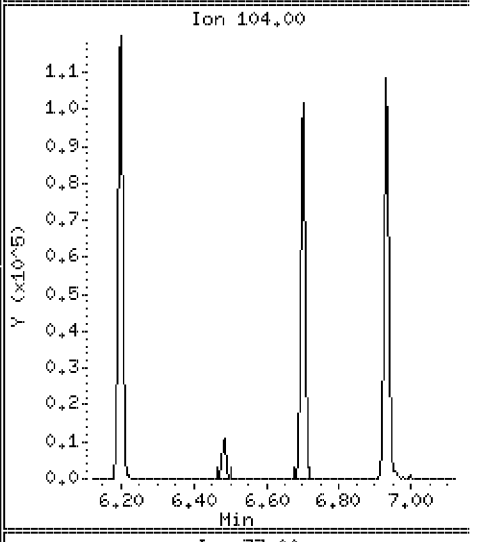

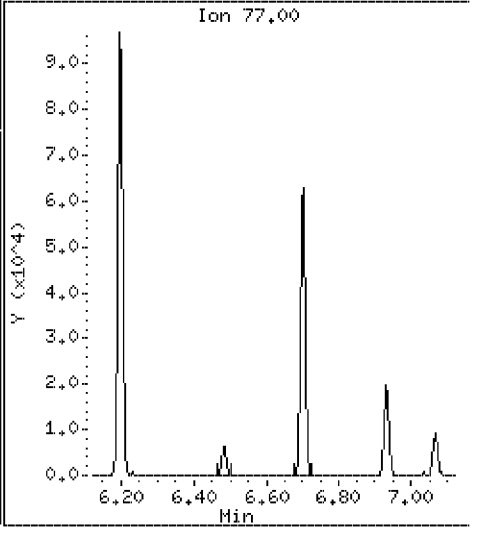

Data File: \\Svecd04\DD\chem\smsd03.i\S3042312.b\AP9CAL3.D

Date : 23-APR-2012 18:41

Client ID: AP9CAL3 Instrument: smsd03.i

Sample Info: 45959

Purge Volume: 1000.0 Operator: PEL

Column phase: HPMS-5 Column diameter: 0.25

64 1,4-Naphthoquinone Concentration: 19.7 ug/l

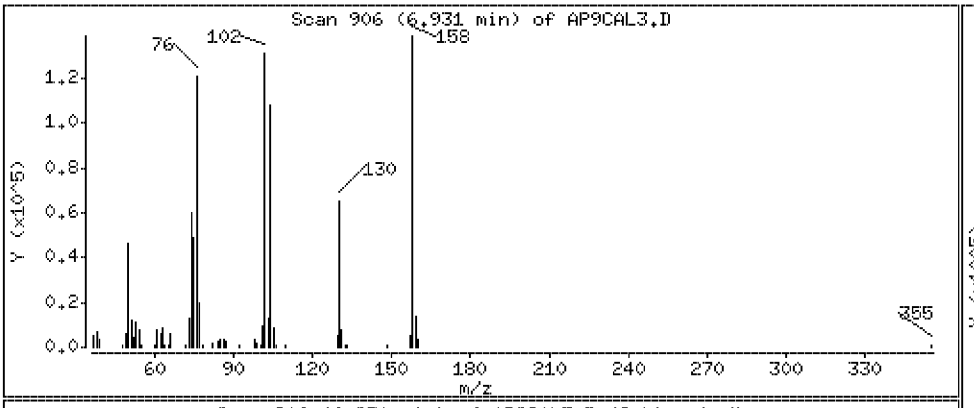

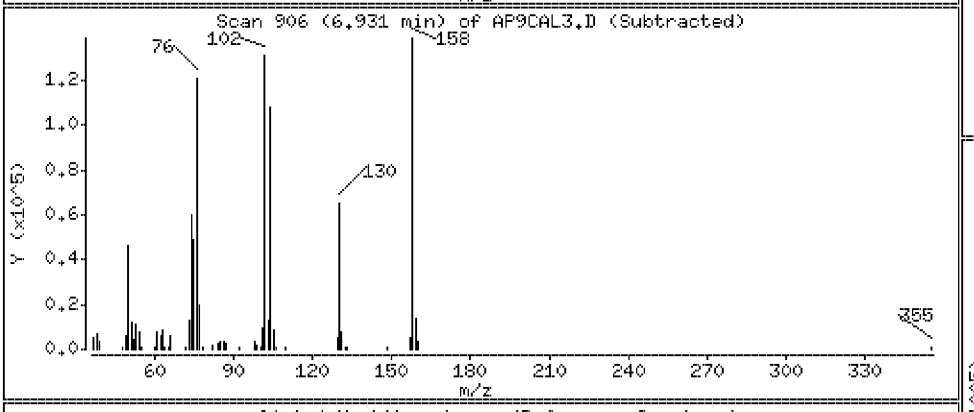

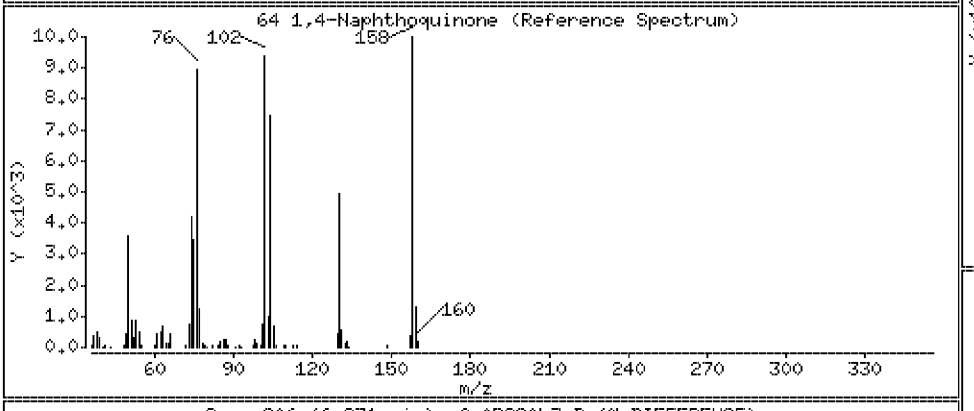

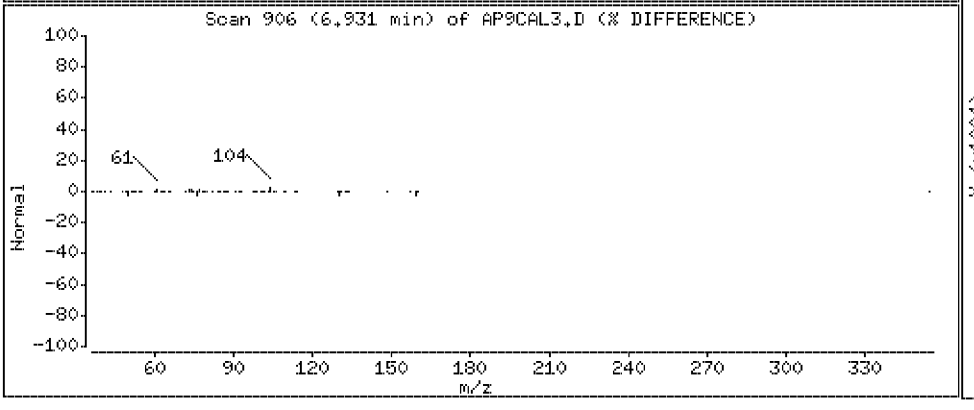

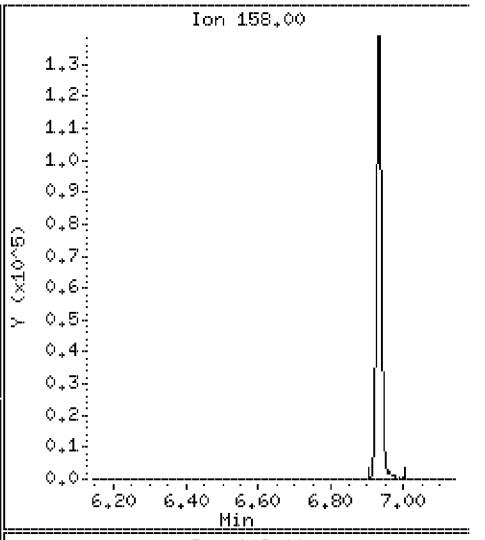

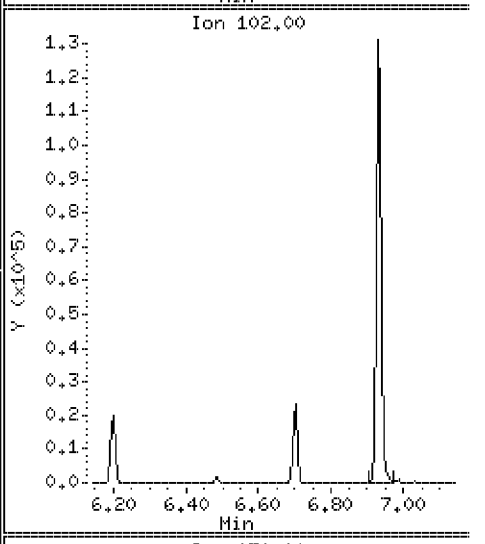

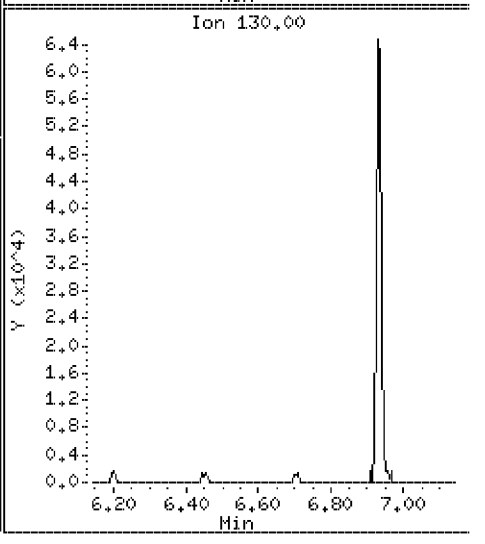

Data File: \\Svecd04\DD\chem\smsd03.i\S3042312.b\AP9CAL3.D

Date : 23-APR-2012 18:41

Client ID: AP9CAL3 Instrument: smsd03.i

Sample Info: 45959

Purge Volume: 1000.0 Operator: PEL

Column phase: HPMS-5 Column diameter: 0.25

66 1,3-Dinitrobenzene Concentration: 18.9 ug/l

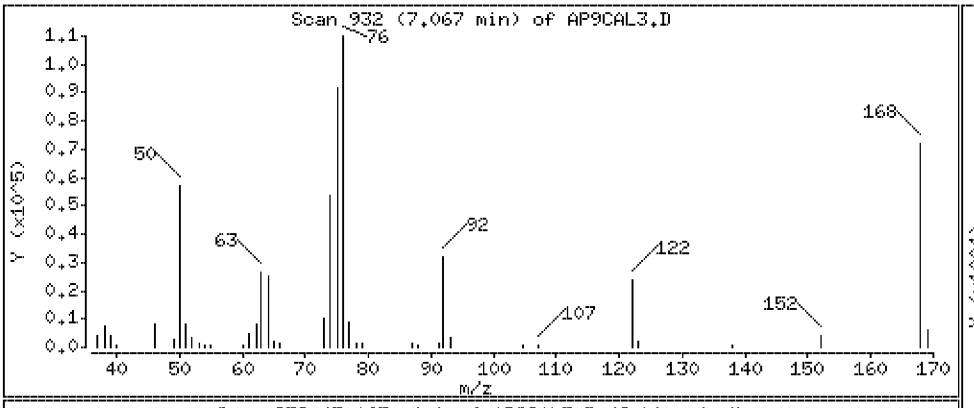

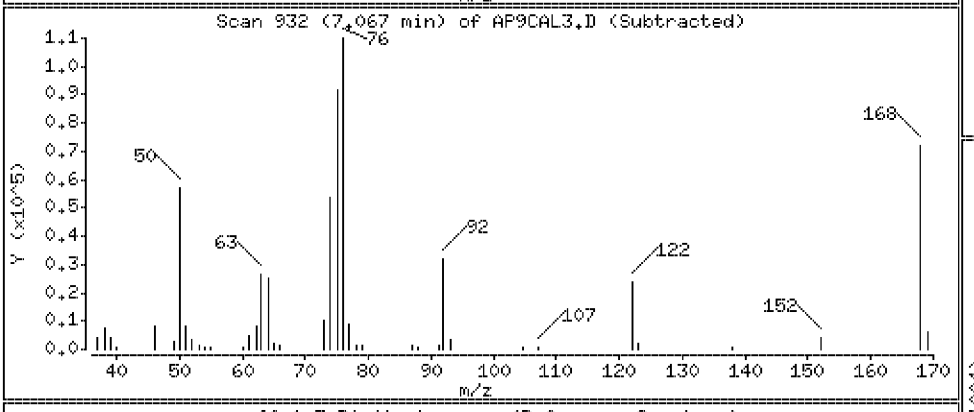

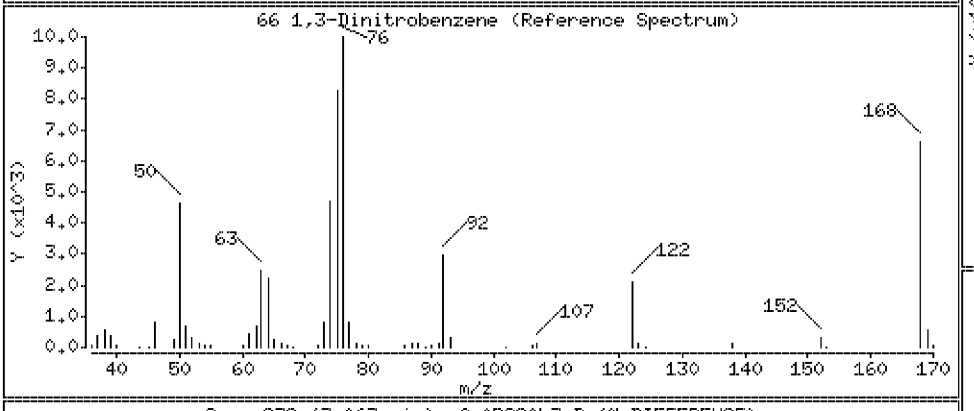

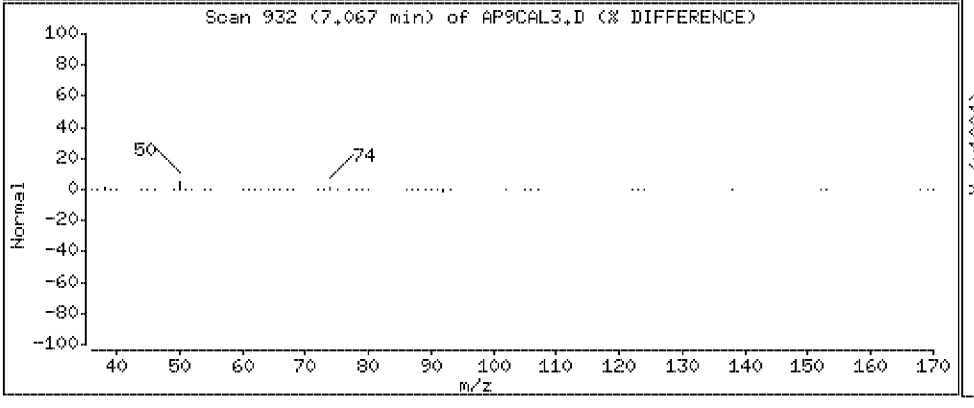

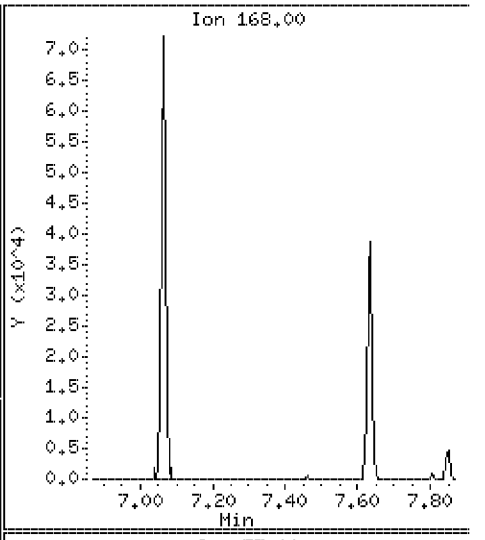

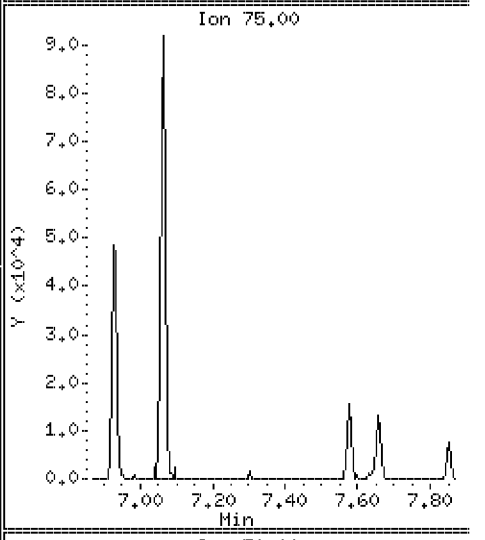

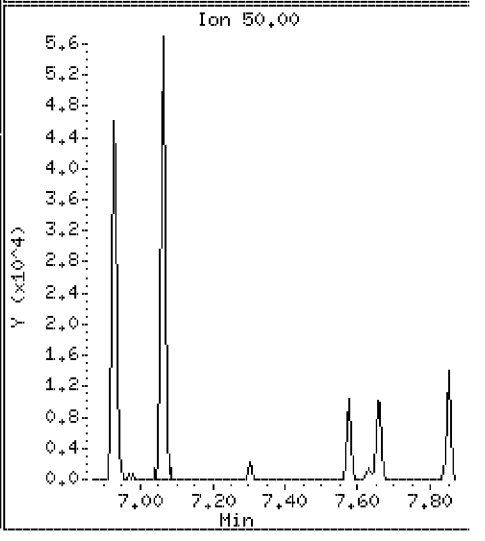

Data File: \\Svecd04\DD\chem\smsd03.i\S3042312.b\AP9CAL3.D

Date : 23-APR-2012 18:41

Client ID: AP9CAL3 | Instrument: smsd03.i

Sample Info: 45959

Purge Volume: 1000.0 | Operator: PEL

Column phase: HPMS-5 | Column diameter: 0.25

73 Pentachlorobenzene | Concentration: 19.0 ug/l

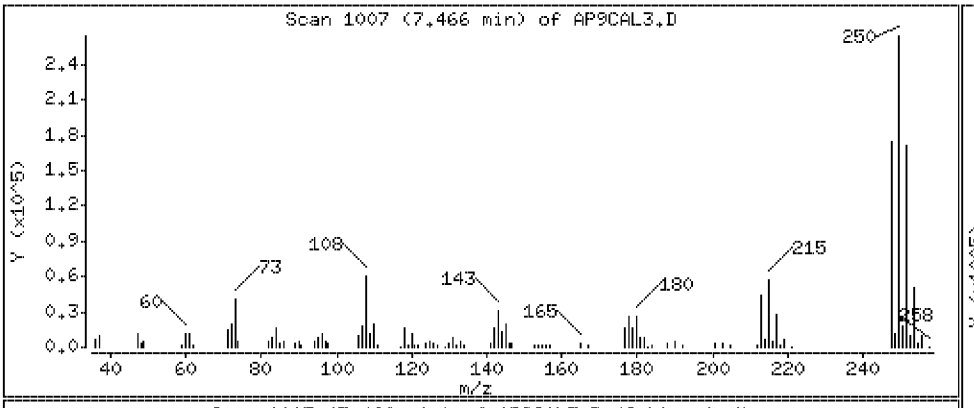

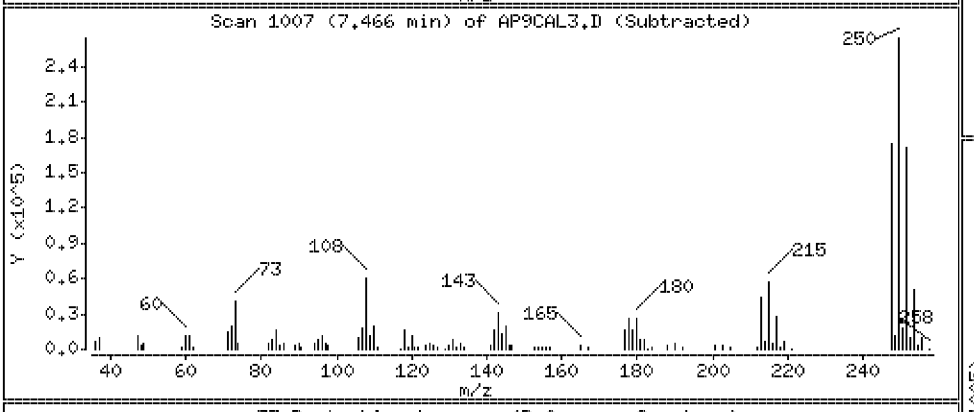

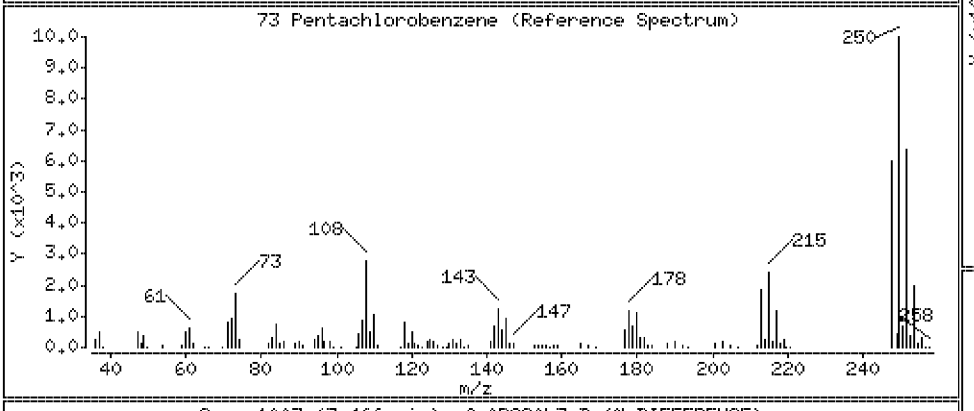

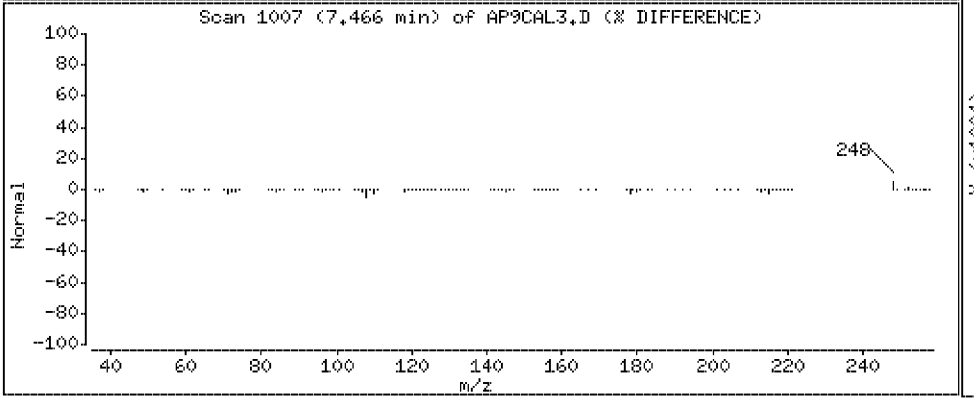

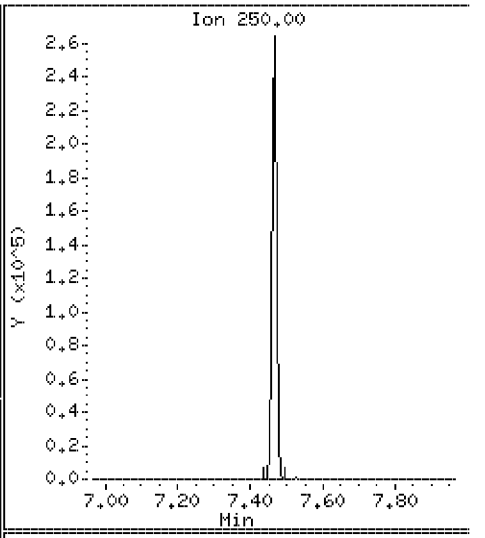

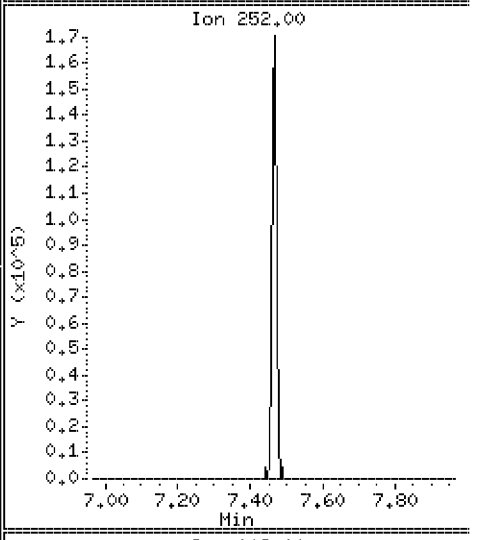

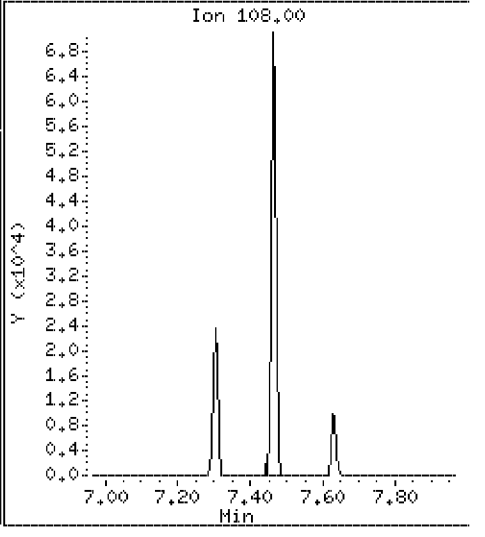

Data File: \\Svecd04\DD\chem\smsd03.i\S3042312.b\AP9CAL3.D

Date : 23-APR-2012 18:41

Client ID: AP9CAL3 Instrument: smsd03.i

Sample Info: 45959

Purge Volume: 1000.0 Operator: PEL

Column phase: HPMS-5 Column diameter: 0.25

77 1-Naphthylamine Concentration: 19.5 ug/l

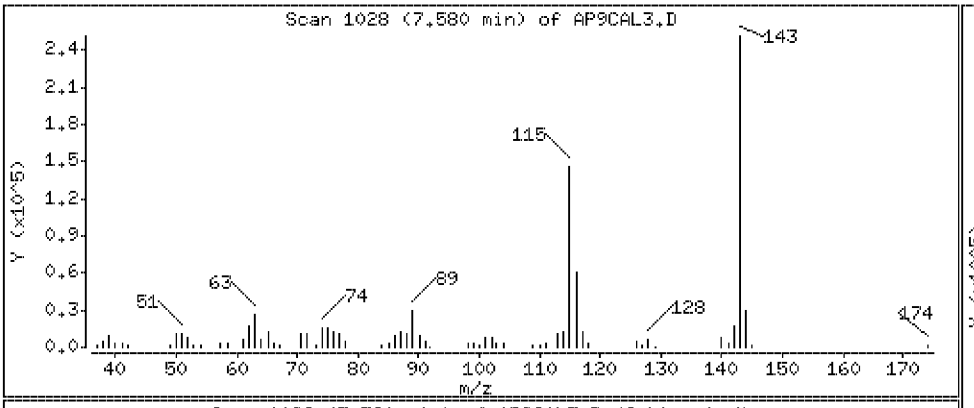

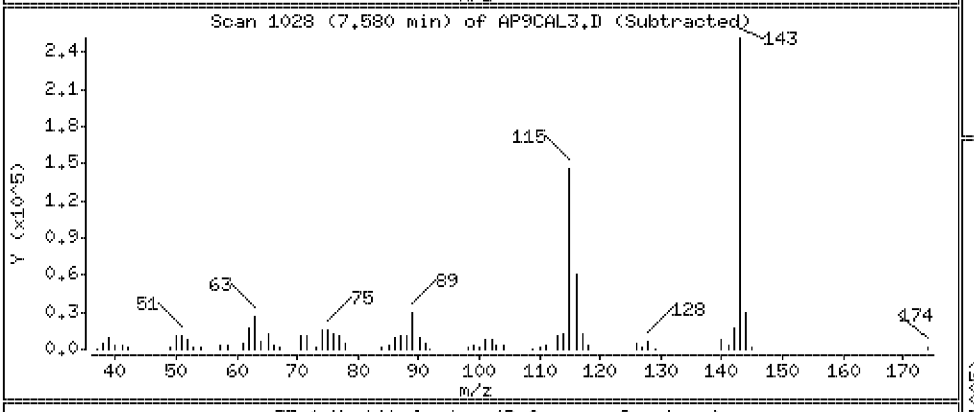

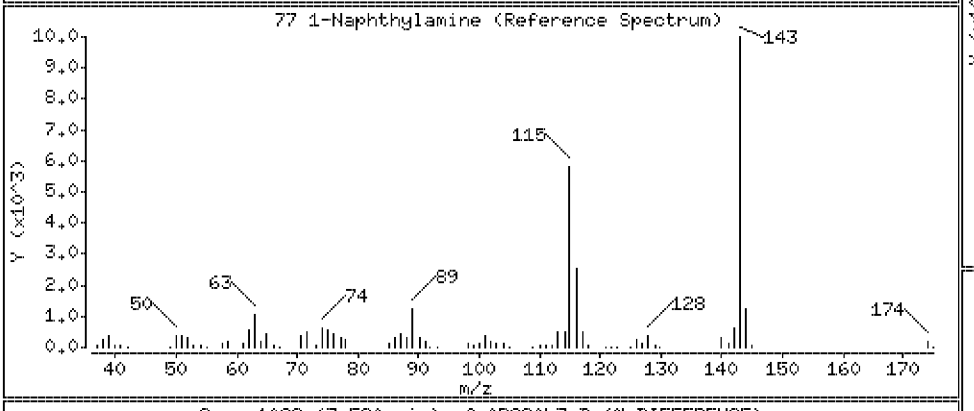

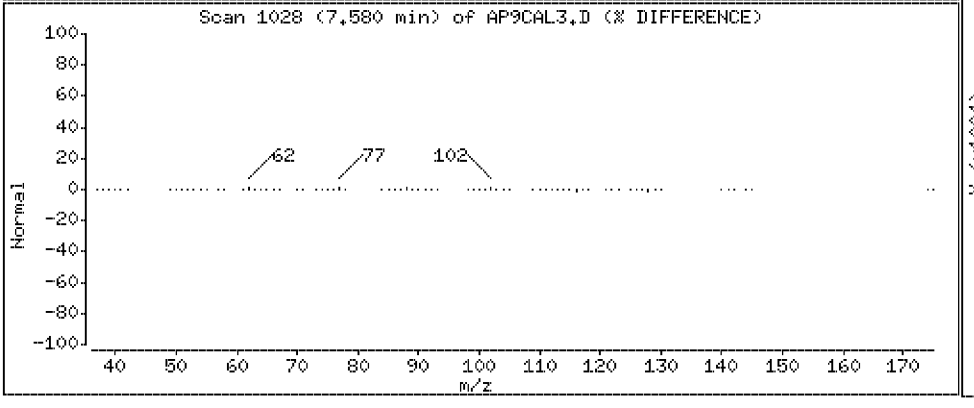

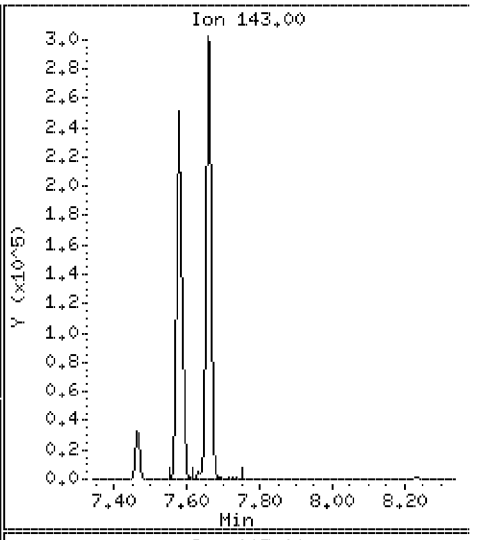

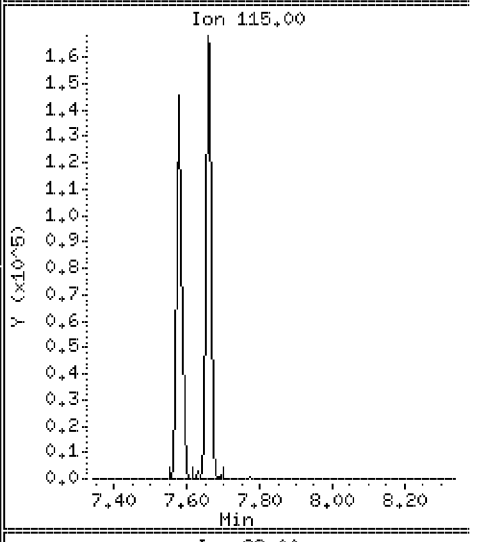

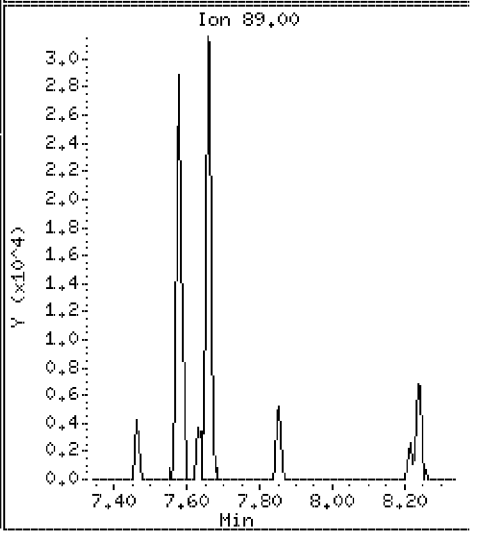

Data File: \\Svecd04\DD\chem\smsd03.i\S3042312.b\AP9CAL3.D

Date : 23-APR-2012 18:41

Client ID: AP9CAL3 Instrument: smsd03.i

Sample Info: 45959

Purge Volume: 1000.0 Operator: PEL

Column phase: HPMS-5 Column diameter: 0.25

78 2,3,4,6-Tetrachlorophenol Concentration: 19.3 ug/l

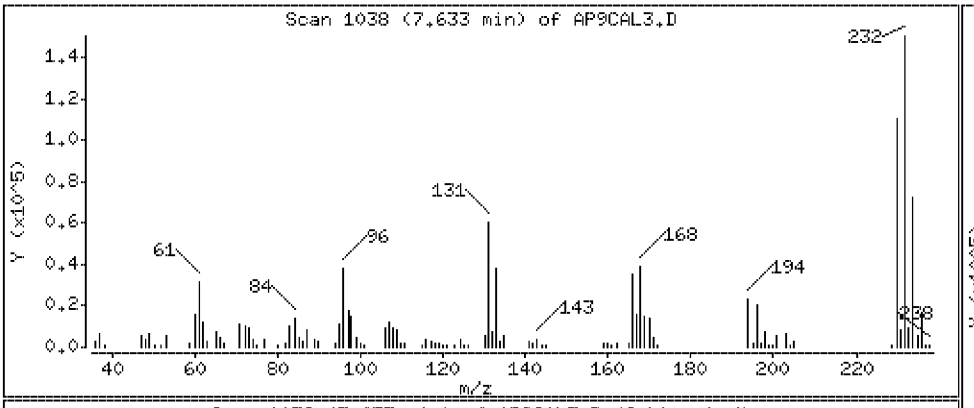

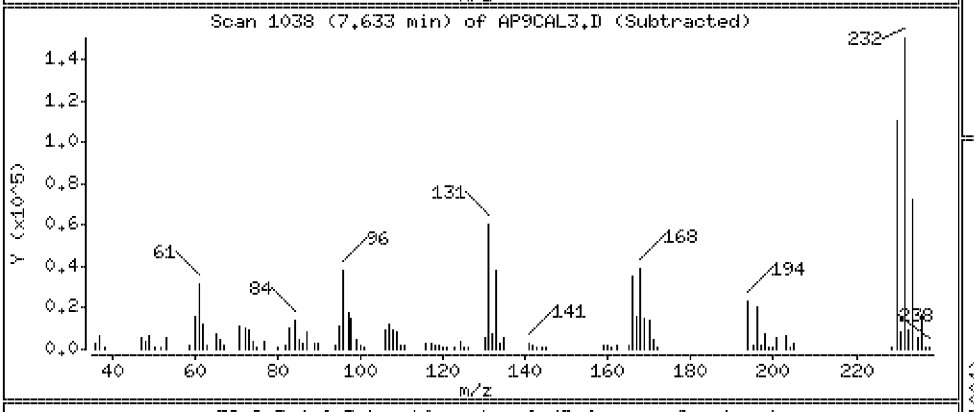

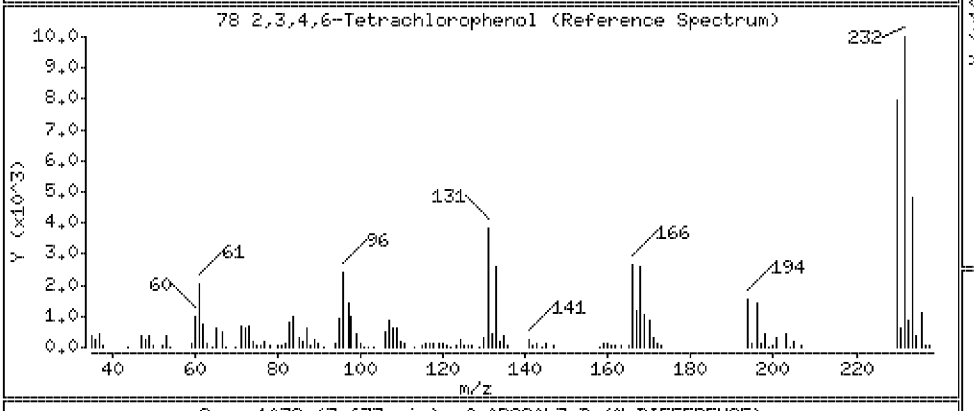

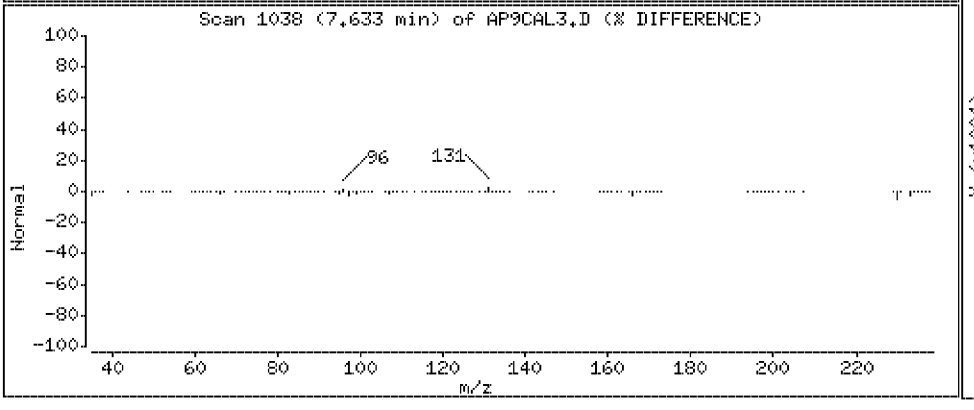

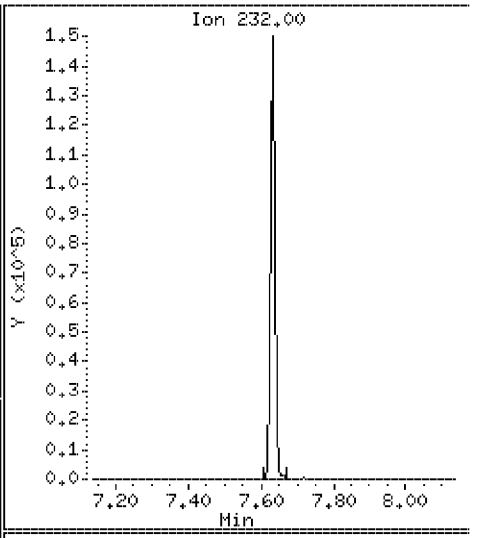

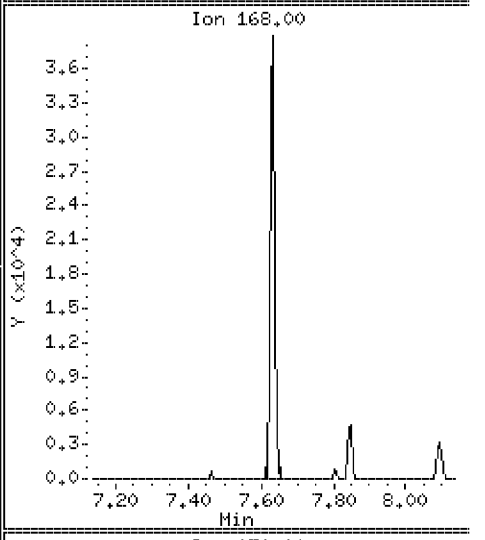

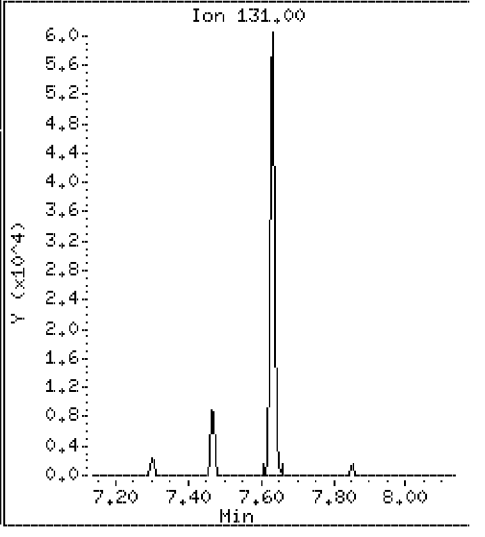

Data File: \\Svecd04\DD\chem\smsd03.i\S3042312.b\AP9CAL3.D

Date : 23-APR-2012 18:41

Client ID: AP9CAL3 Instrument: smsd03.i

Sample Info: 45959

Purge Volume: 1000.0 Operator: PEL

Column phase: HPMS-5 Column diameter: 0.25

79 2-Naphthylamine Concentration: 20.0 ug/l

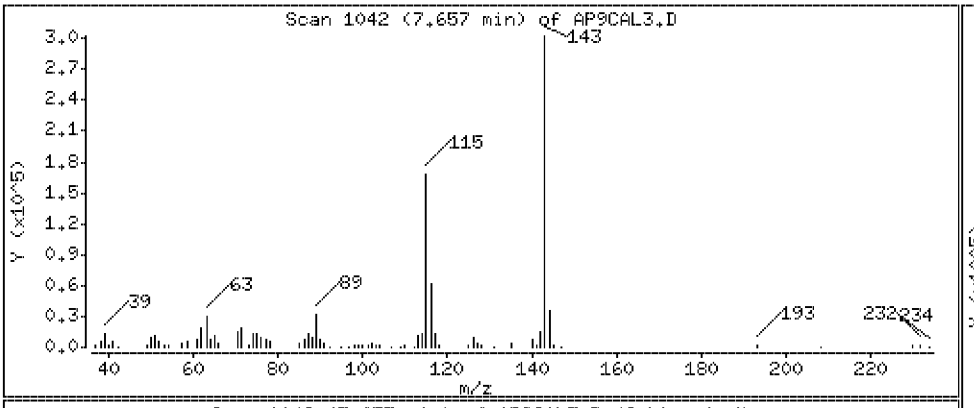

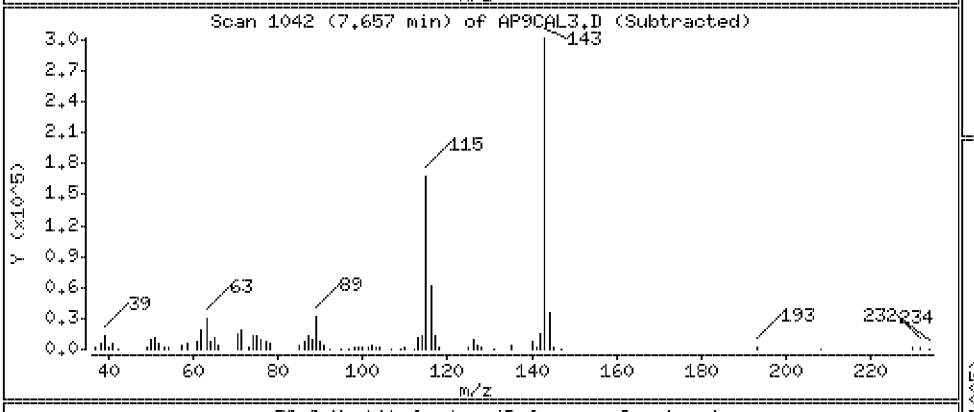

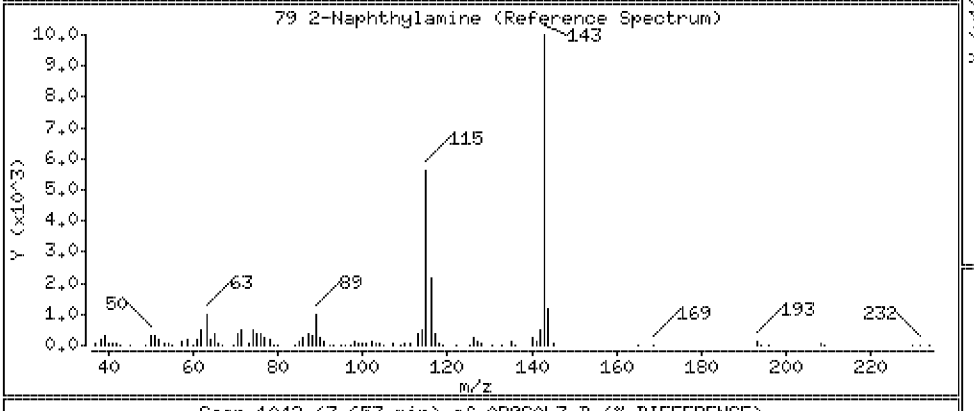

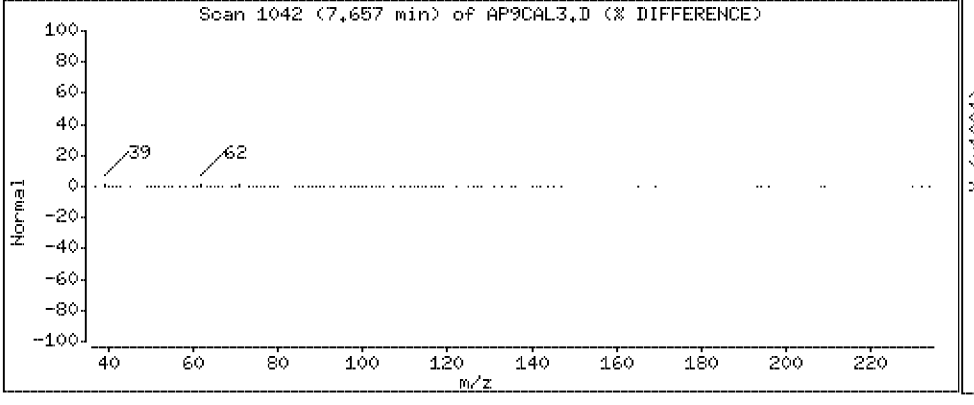

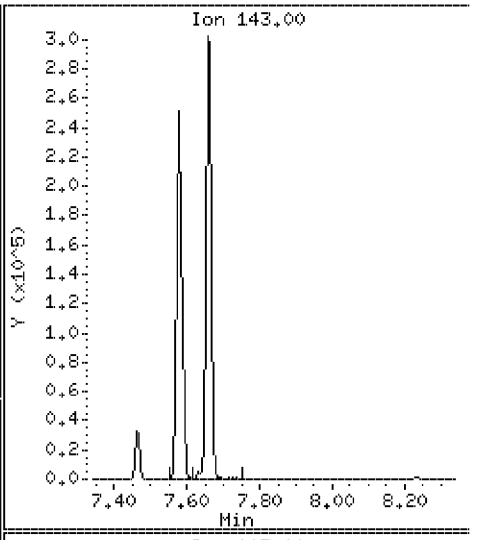

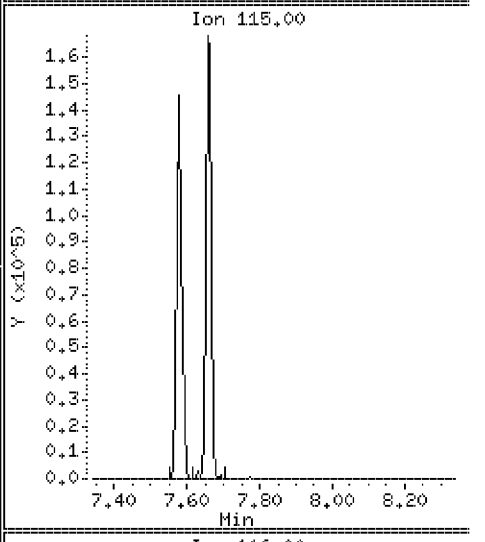

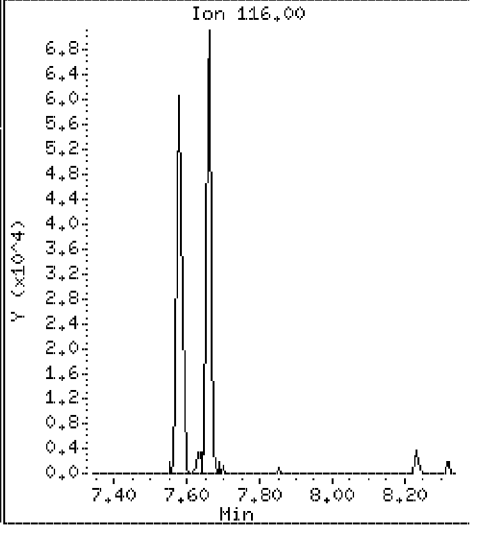

Data File: \\Svecd04\DD\chem\smsd03.i\S3042312.b\AP9CAL3.D

Date : 23-APR-2012 18:41

Client ID: AP9CAL3 | Instrument: smsd03.i

Sample Info: 45959

Purge Volume: 1000.0 | Operator: PEL

Column phase: HPMS-5 | Column diameter: 0.25

83 5-Nitro-ortho-toluidine | Concentration: 19.3 ug/l

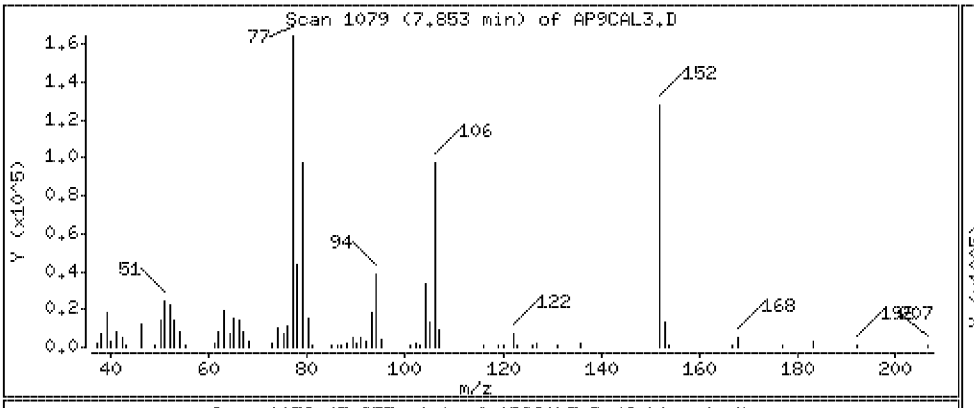

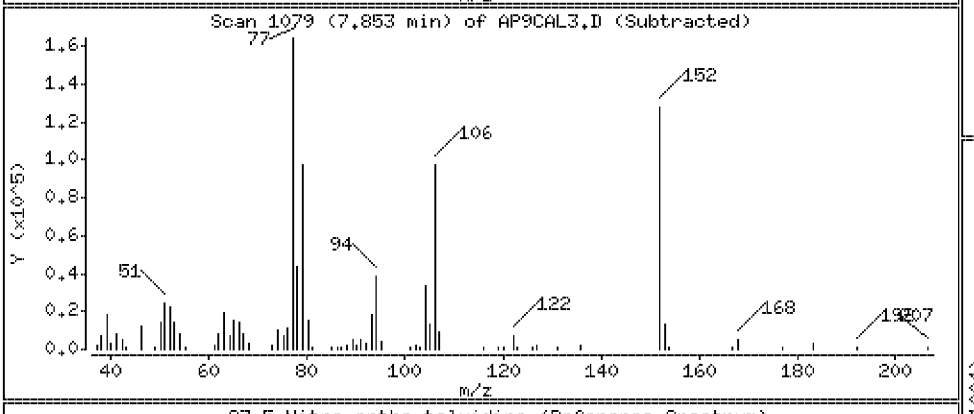

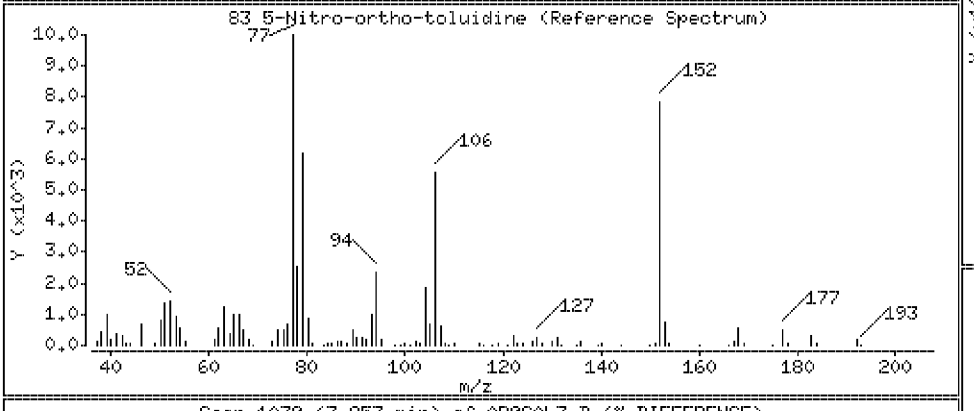

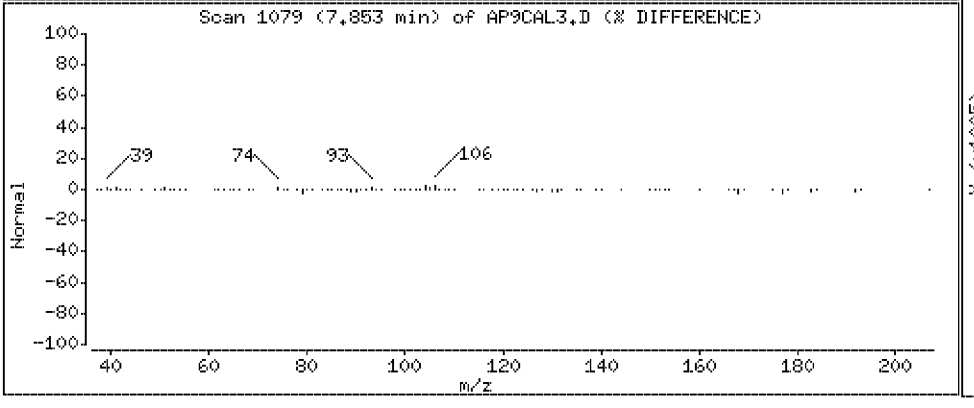

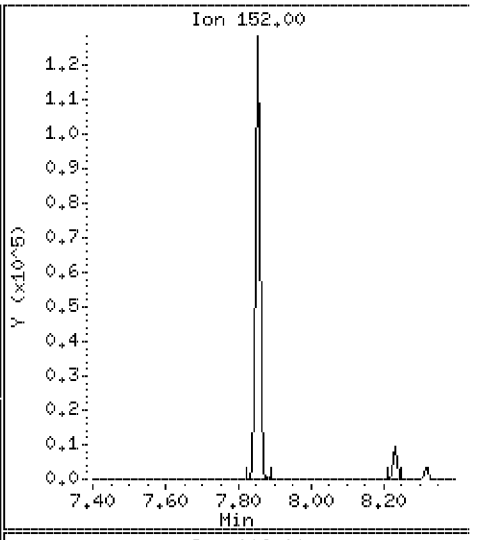

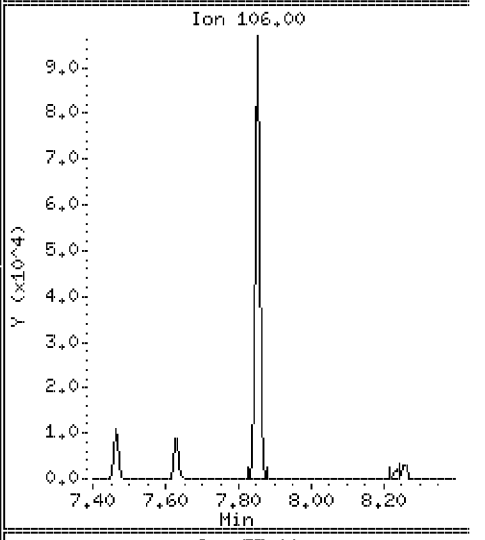

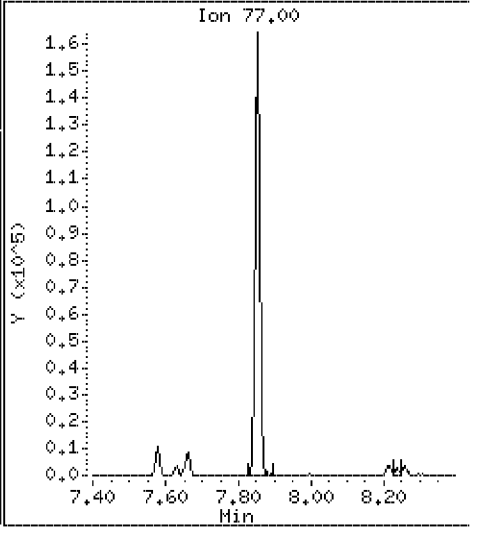

Data File: \\Svecd04\DD\chem\smsd03.i\S3042312.b\AP9CAL3.D

Date : 23-APR-2012 18:41

Client ID: AP9CAL3 Instrument: smsd03.i

Sample Info: 45959

Purge Volume: 1000.0 Operator: PEL

Column phase: HPMS-5 Column diameter: 0.25

90 1,3,5-Trinitrobenzene Concentration: 19.4 ug/l

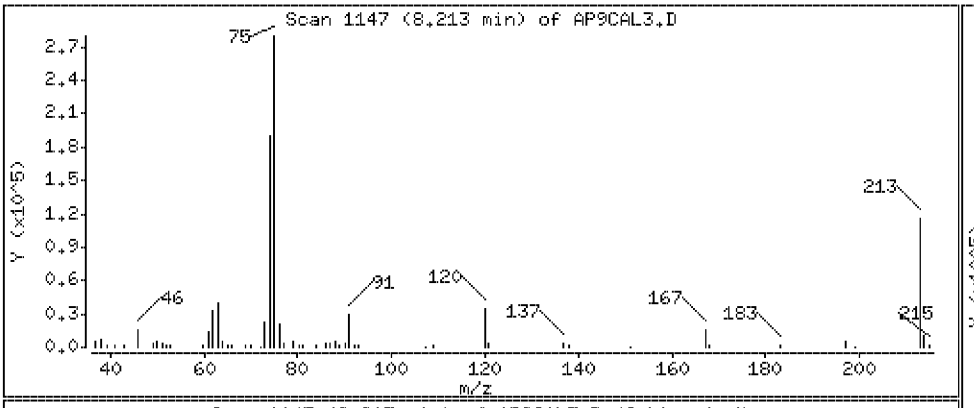

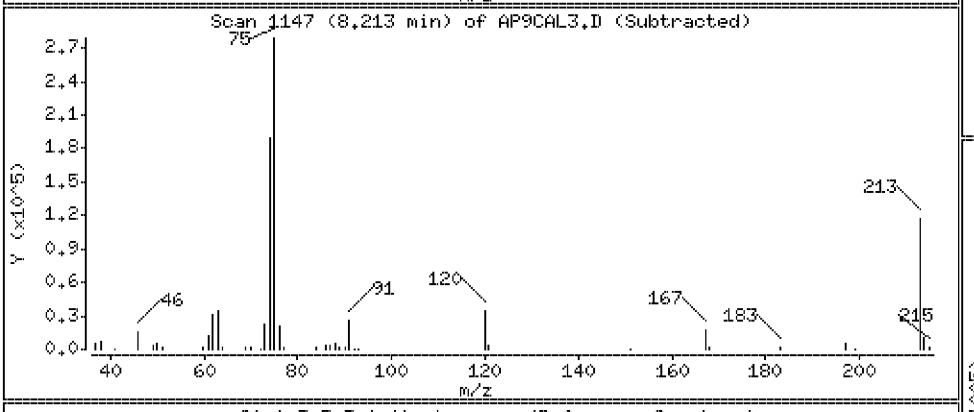

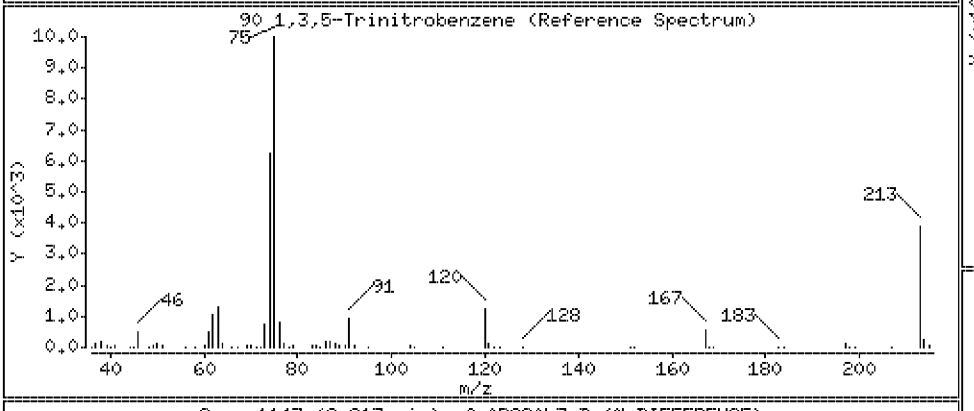

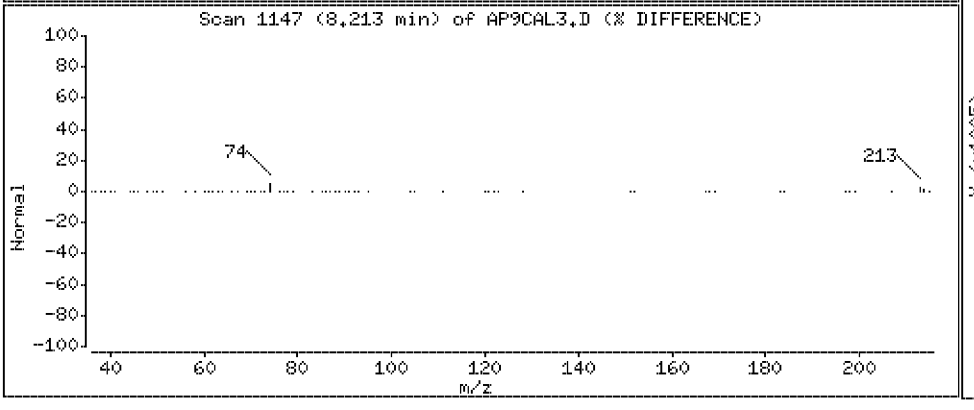

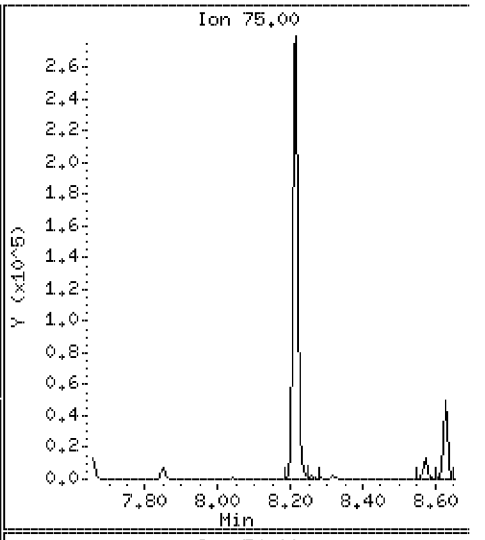

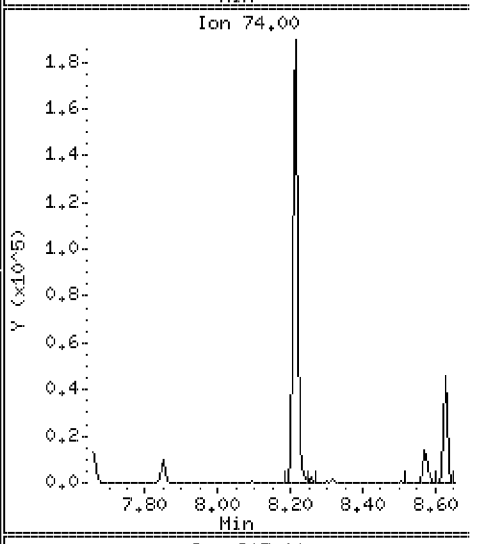

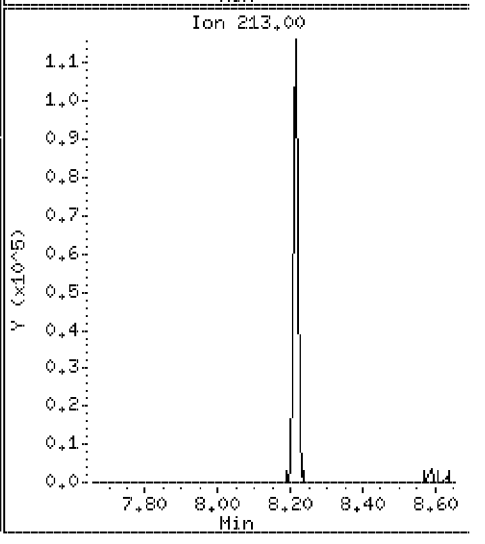

Data File: \\Svecd04\DD\chem\smsd03.i\S3042312.b\AP9CAL3.D

Date : 23-APR-2012 18:41

Client ID: AP9CAL3

Instrument: smsd03.i

Sample Info: 45959

Purge Volume: 1000.0

Operator: PEL

Column phase: HPMS-5

Column diameter: 0.25

89 Diallate

Concentration: 19.0 ug/l

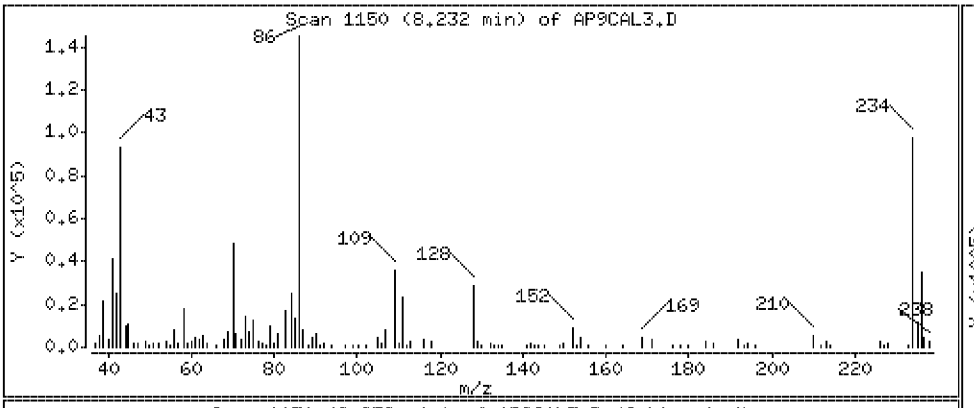

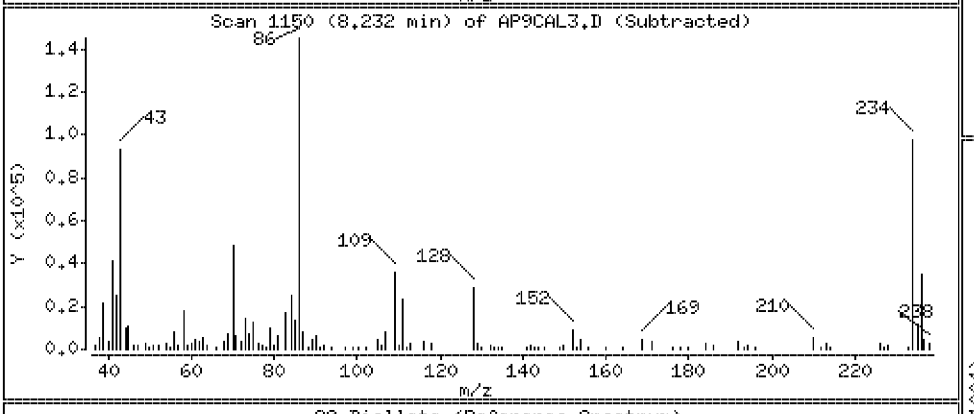

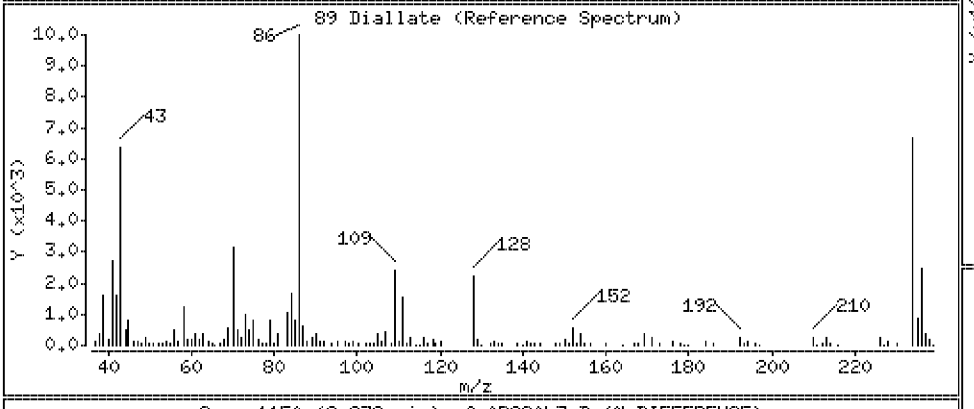

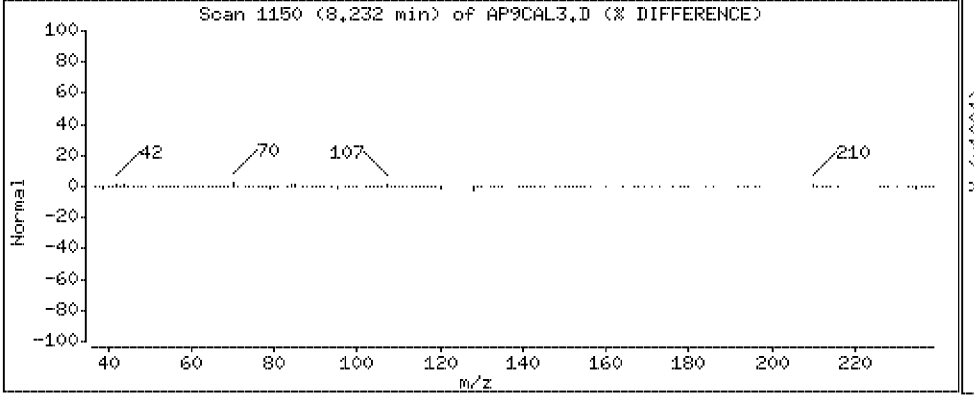

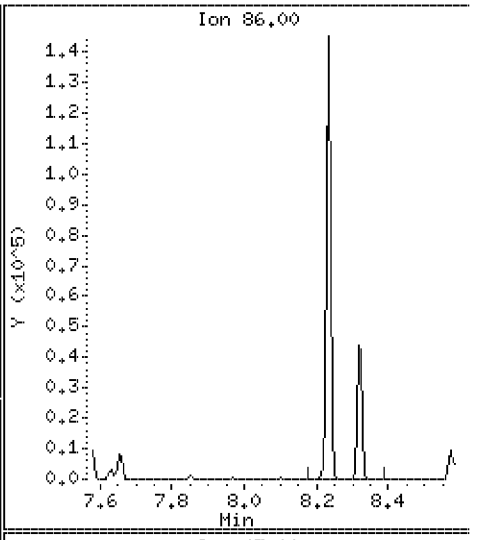

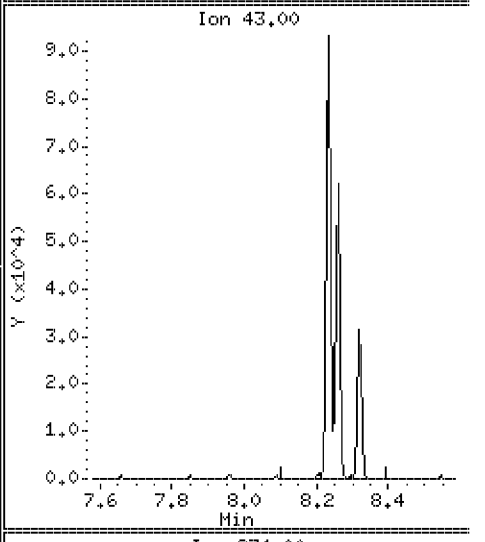

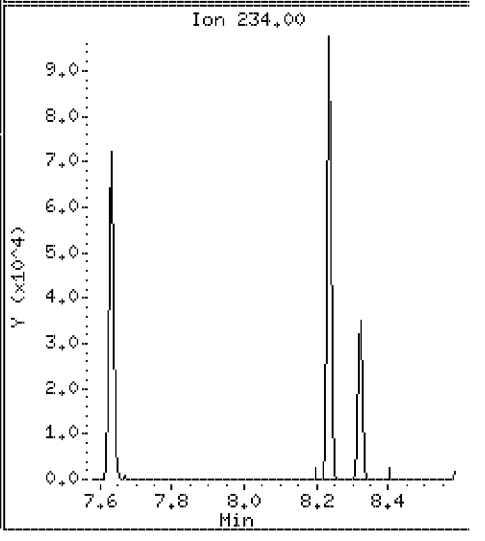

Data File: \\Svecd04\DD\chem\smsd03.i\S3042312.b\AP9CAL3.D

Date : 23-APR-2012 18:41

Client ID: AP9CAL3

Instrument: smsd03.i

Sample Info: 45959

Purge Volume: 1000.0

Operator: PEL

Column phase: HPMS-5

Column diameter: 0.25

92 Phenacetin

Concentration: 19.4 ug/l

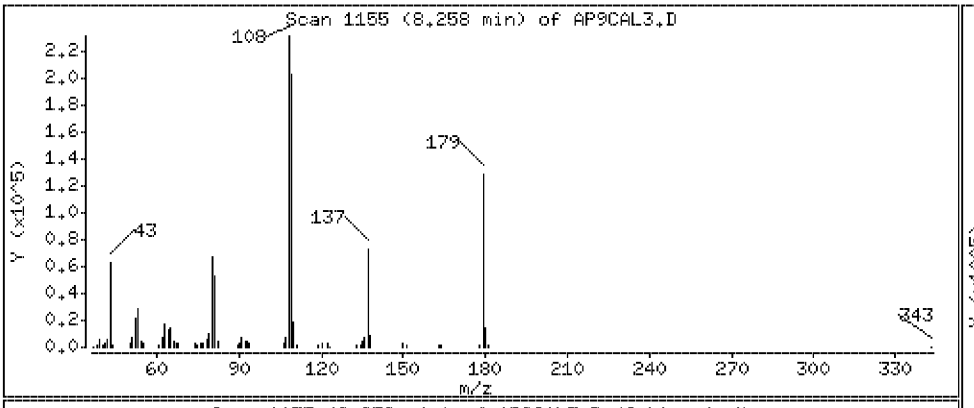

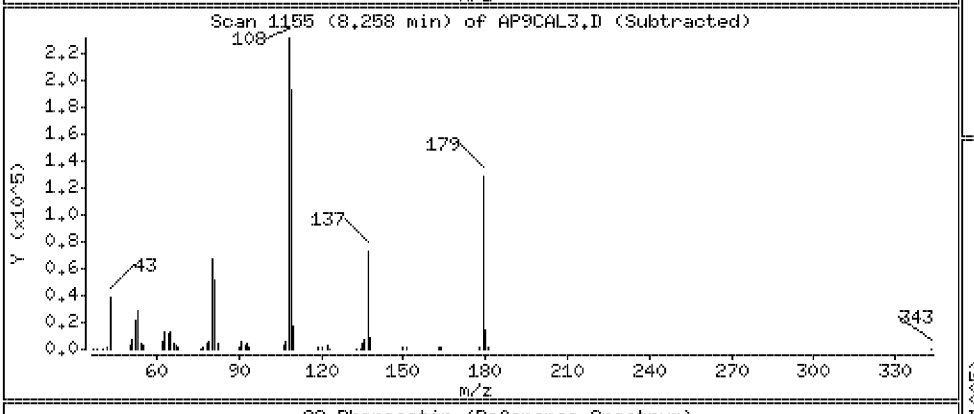

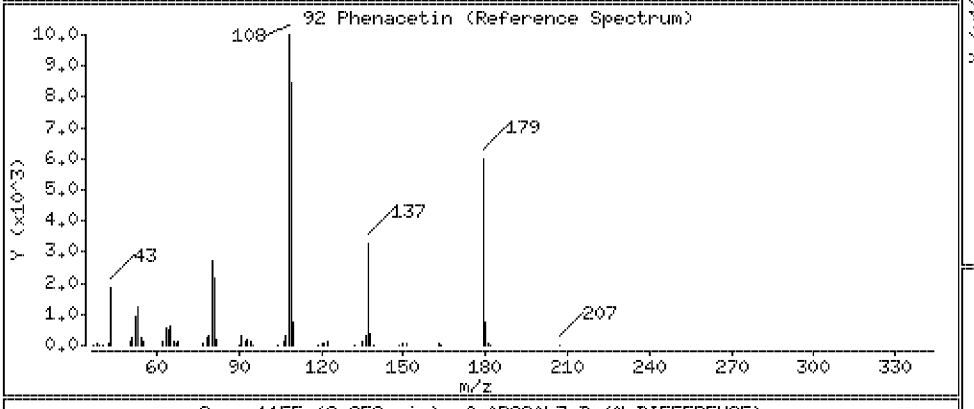

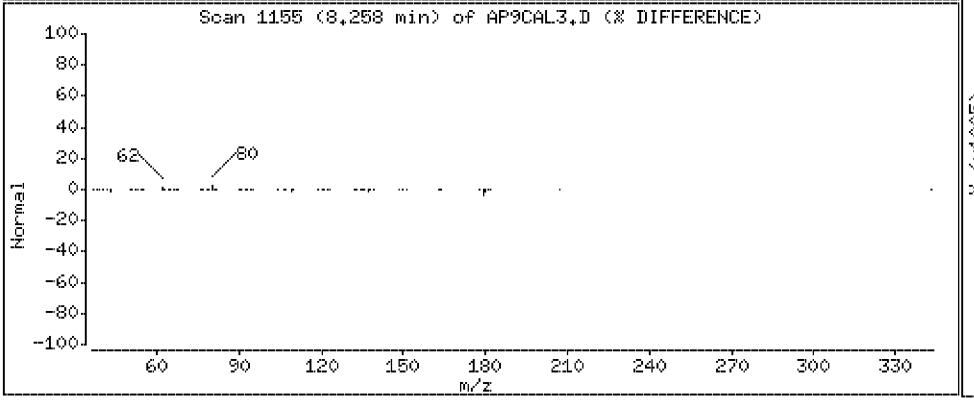

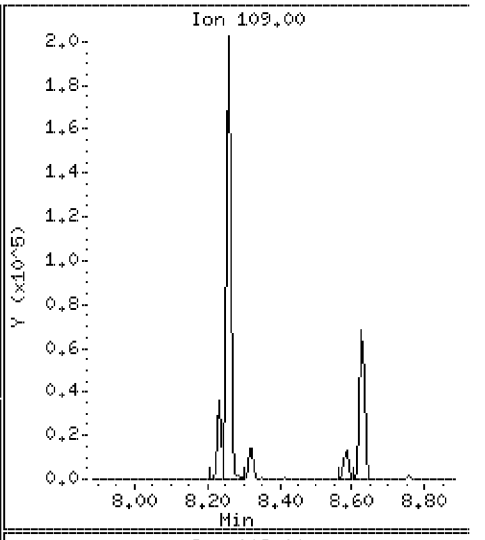

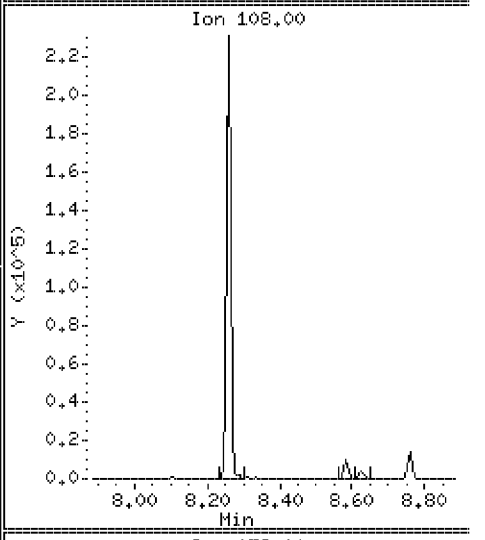

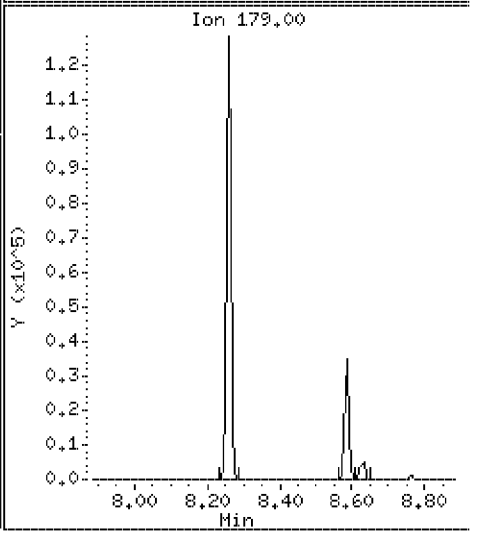

Data File: \\Svecd04\DD\chem\smsd03.i\S3042312.b\AP9CAL3.D

Date : 23-APR-2012 18:41

Client ID: AP9CAL3 Instrument: smsd03.i

Sample Info: 45959

Purge Volume: 1000.0 Operator: PEL

Column phase: HPMS-5 Column diameter: 0.25

91 p-Phenylenediamine Concentration: 19.9 ug/l

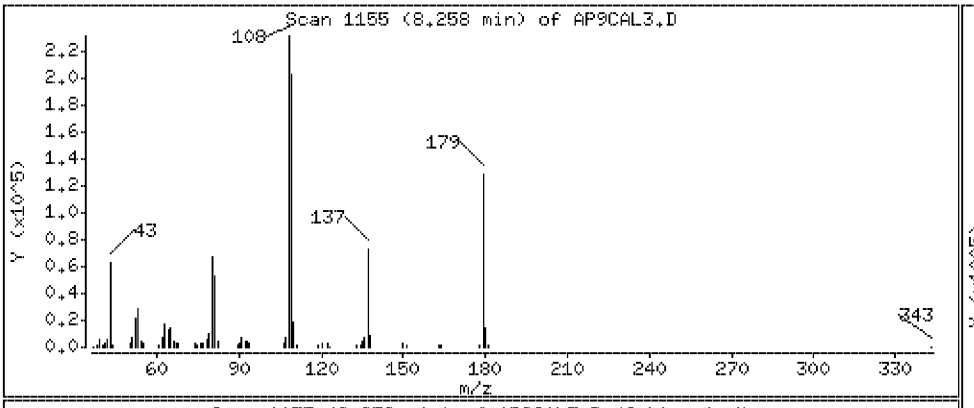

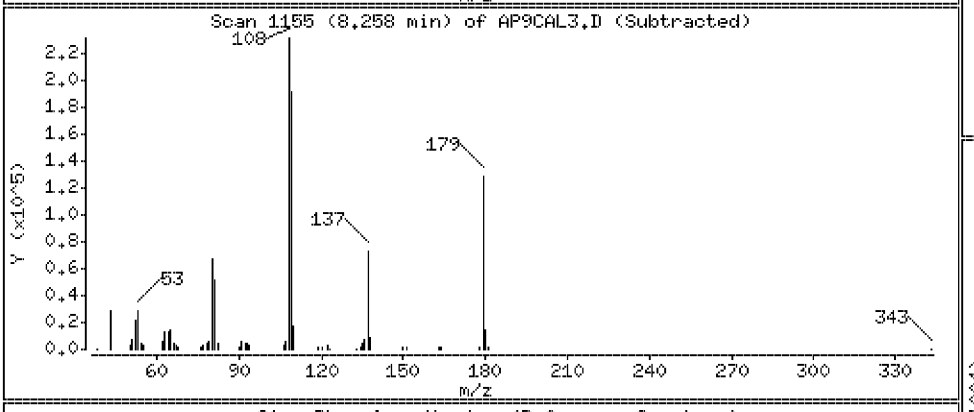

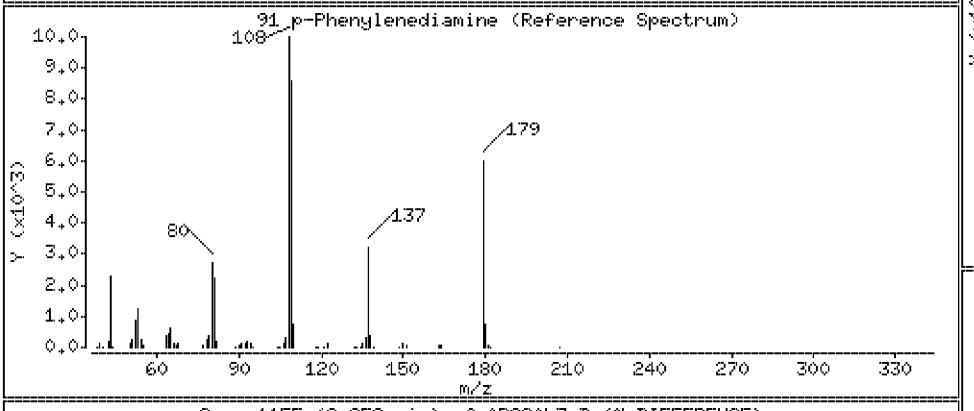

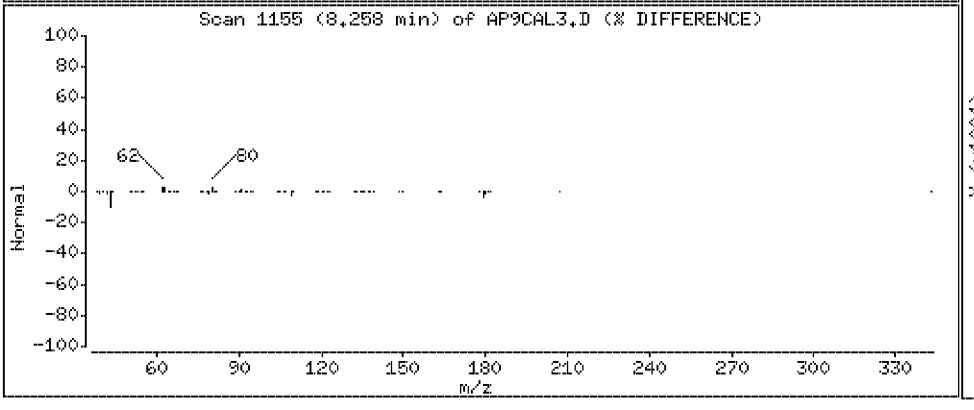

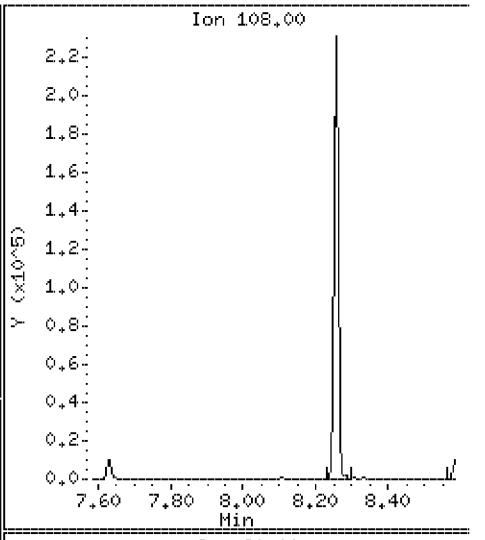

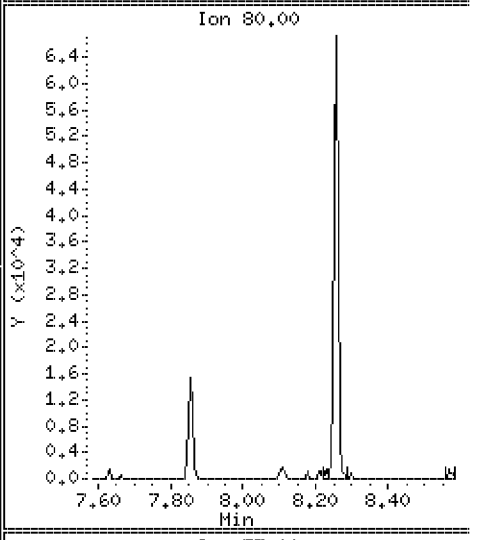

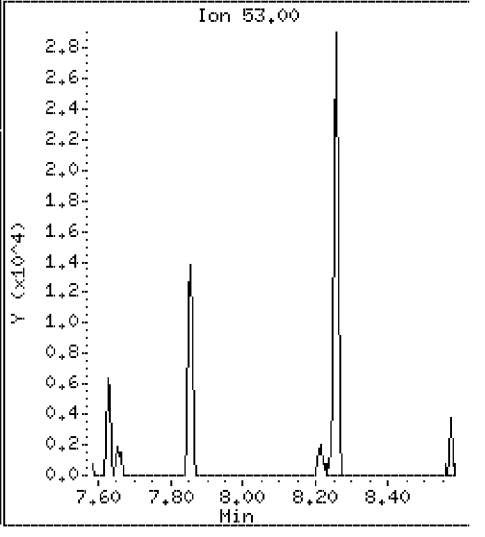

Data File: \\Svecd04\DD\chem\smsd03.i\S3042312.b\AP9CAL3.D

Date : 23-APR-2012 18:41

Client ID: AP9CAL3 | Instrument: smsd03.i

Sample Info: 45959

Purge Volume: 1000.0 | Operator: PEL

Column phase: HPMS-5 | Column diameter: 0.25

97 Pentachloronitrobenzene | Concentration: 19.6 ug/l

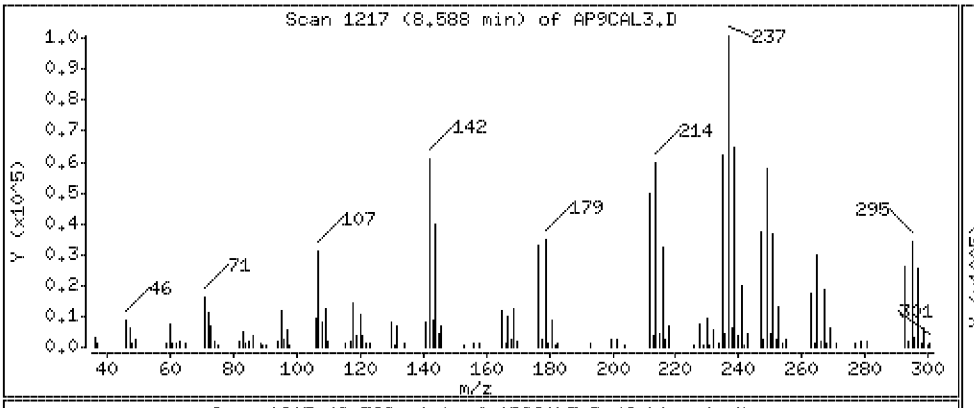

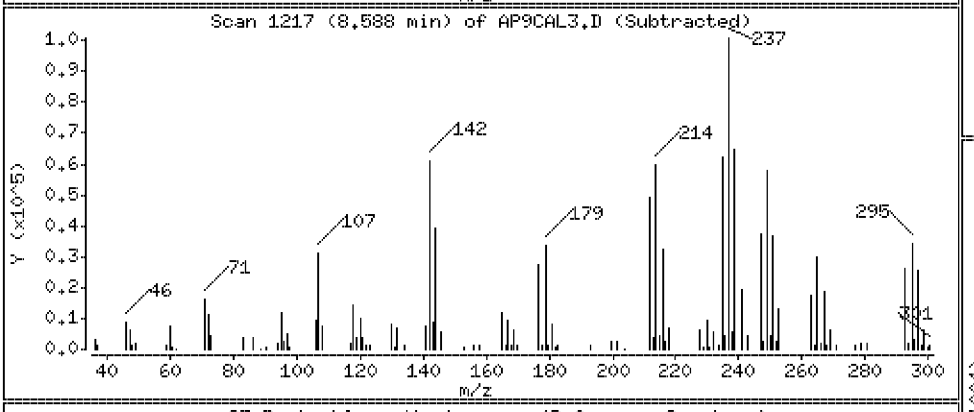

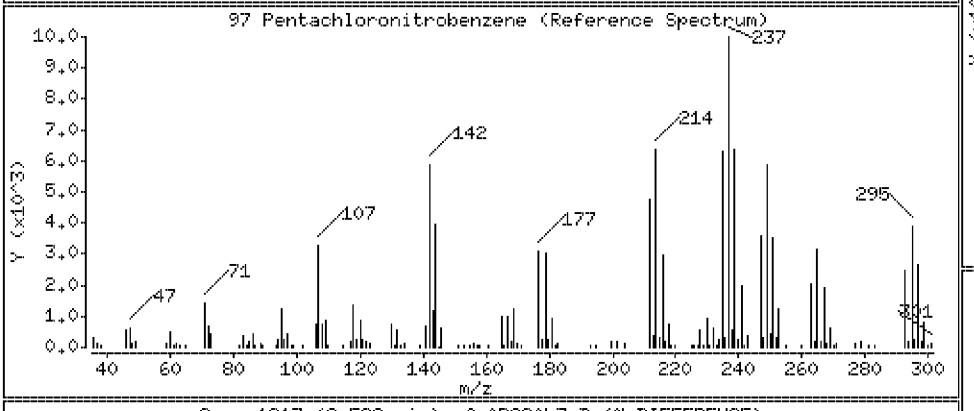

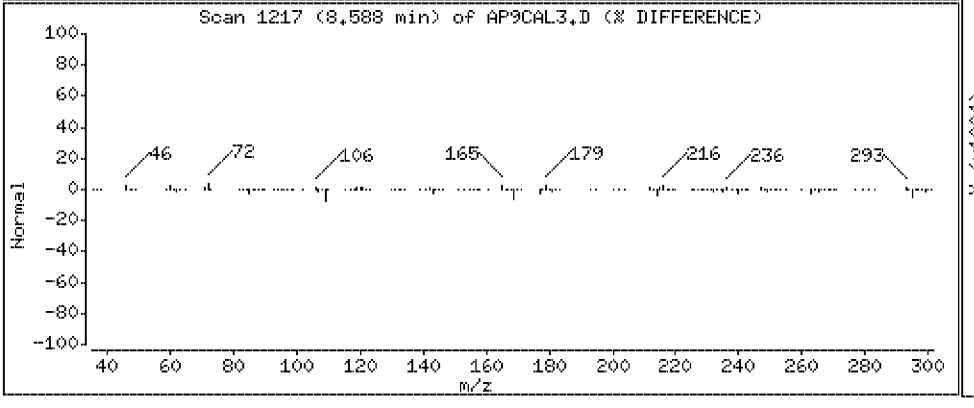

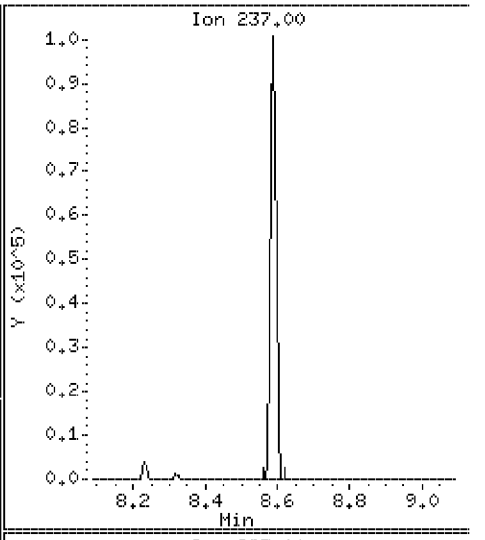

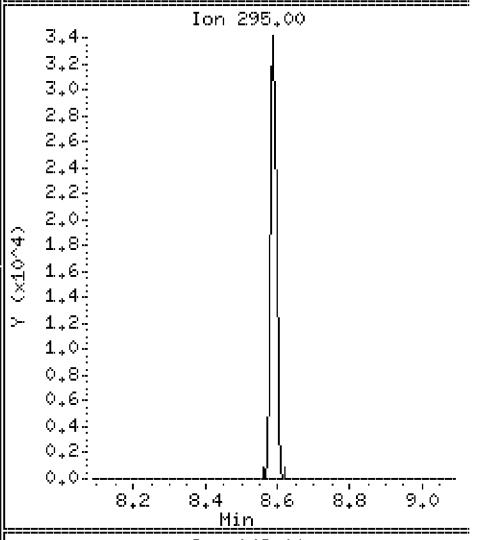

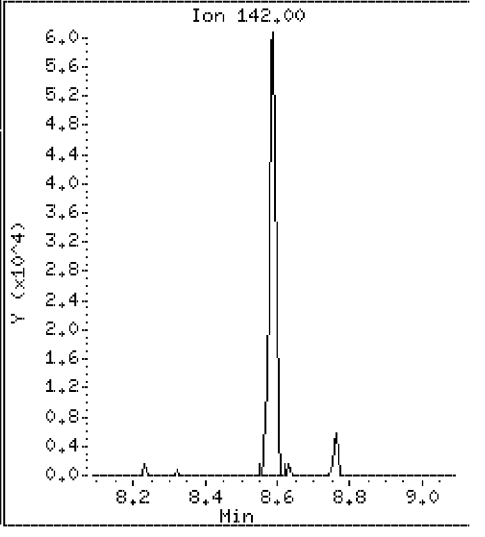

Data File: \\Svecd04\DD\chem\smsd03.i\S3042312.b\AP9CAL3.D

Date : 23-APR-2012 18:41

Client ID: AP9CAL3 Instrument: smsd03.i

Sample Info: 45959

Purge Volume: 1000.0 Operator: PEL

Column phase: HPMS-5 Column diameter: 0.25

98 4-Aminobiphenyl Concentration: 20.3 ug/l

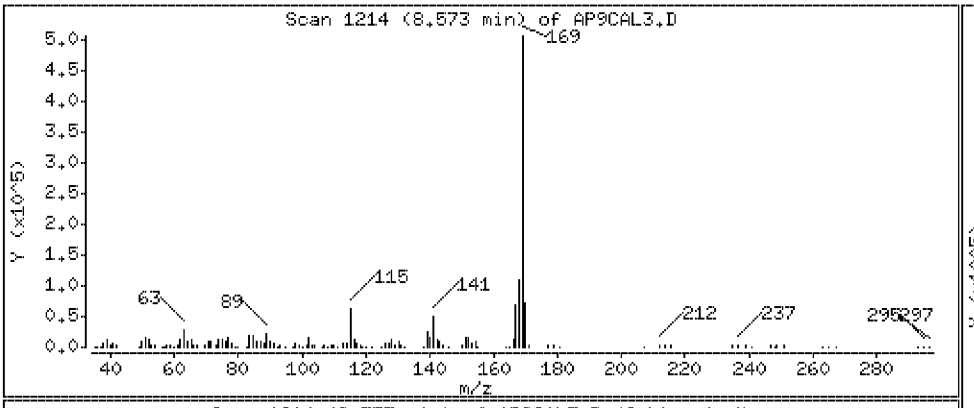

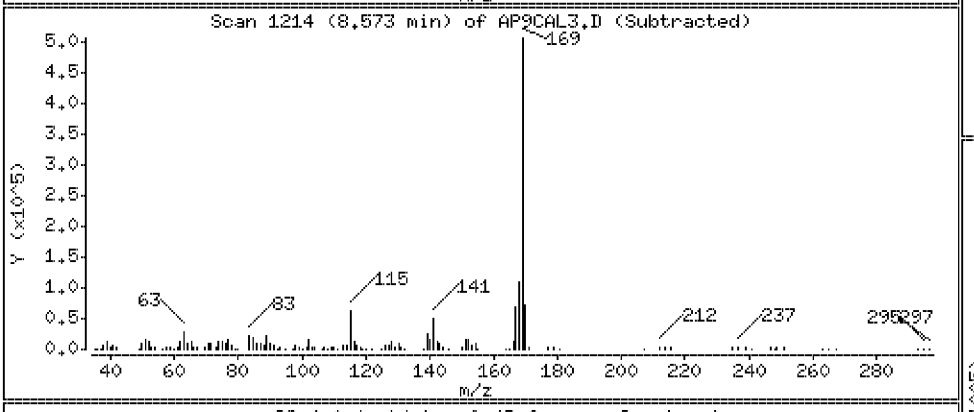

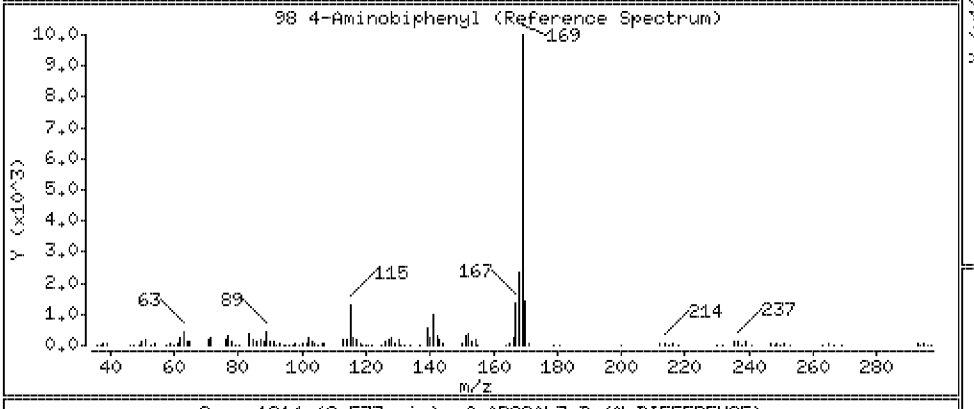

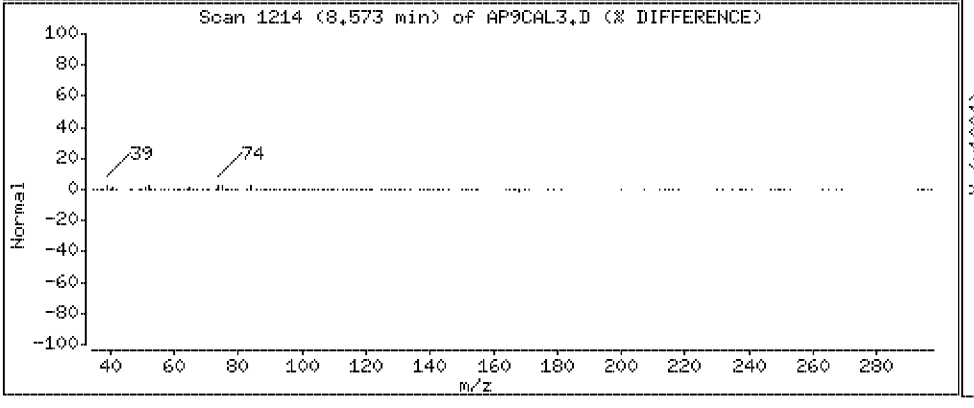

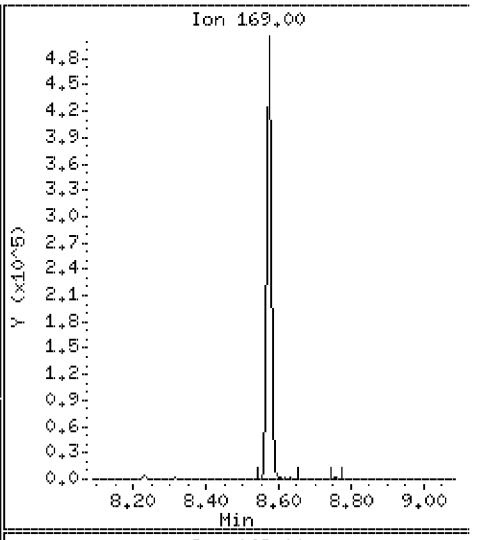

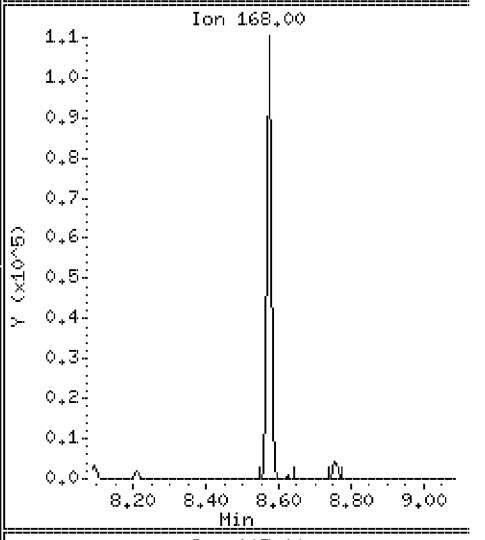

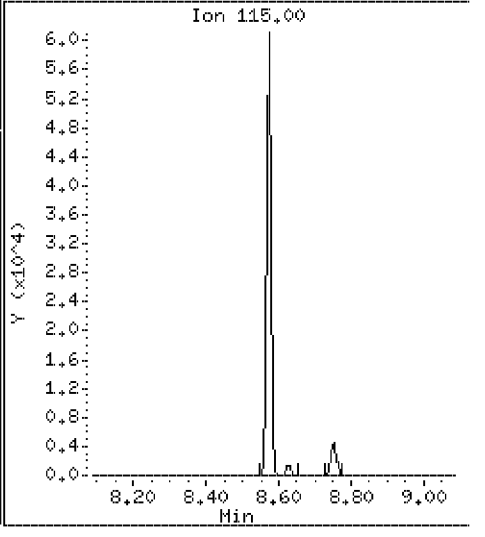

Data File: \\Svecd04\DD\chem\smsd03.i\S3042312.b\AP9CAL3.D

Date : 23-APR-2012 18:41

Client ID: AP9CAL3 Instrument: smsd03.i

Sample Info: 45959

Purge Volume: 1000.0 Operator: PEL

Column phase: HPMS-5 Column diameter: 0.25

99 Pronamide Concentration: 20.1 ug/l

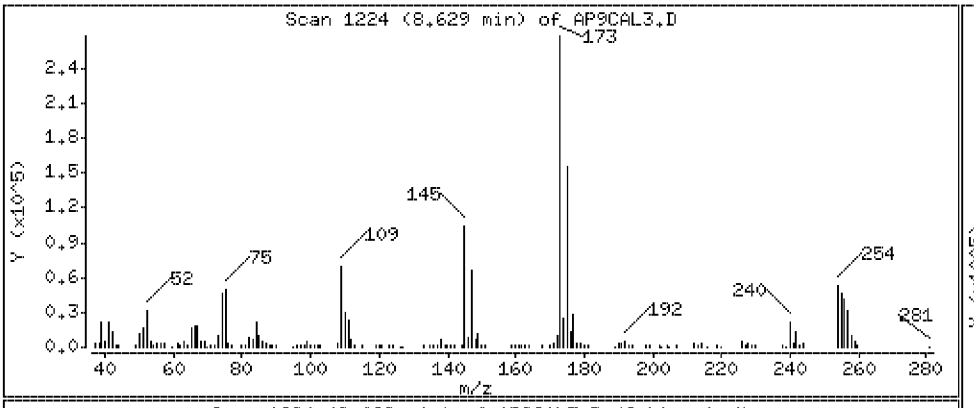

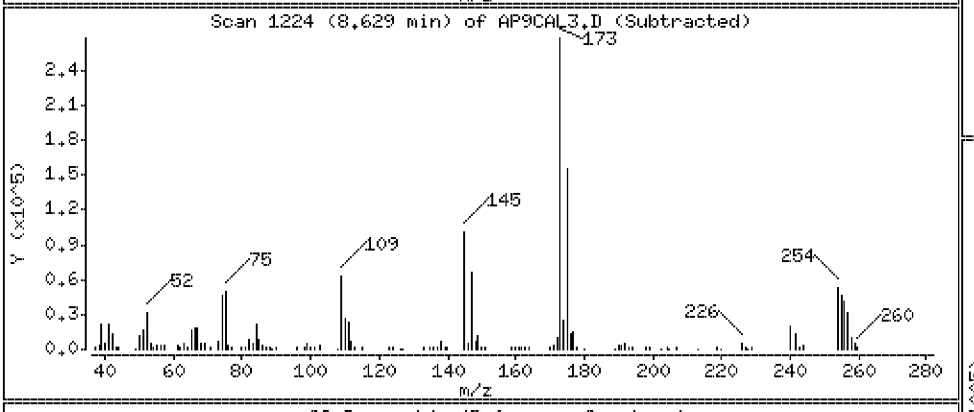

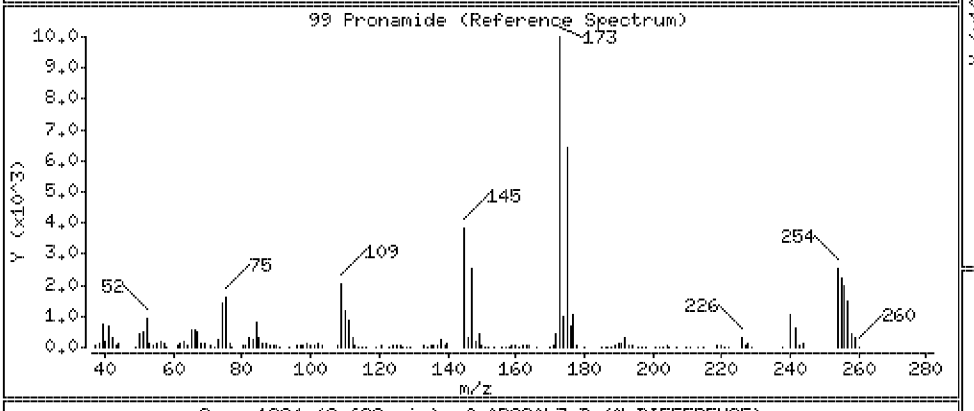

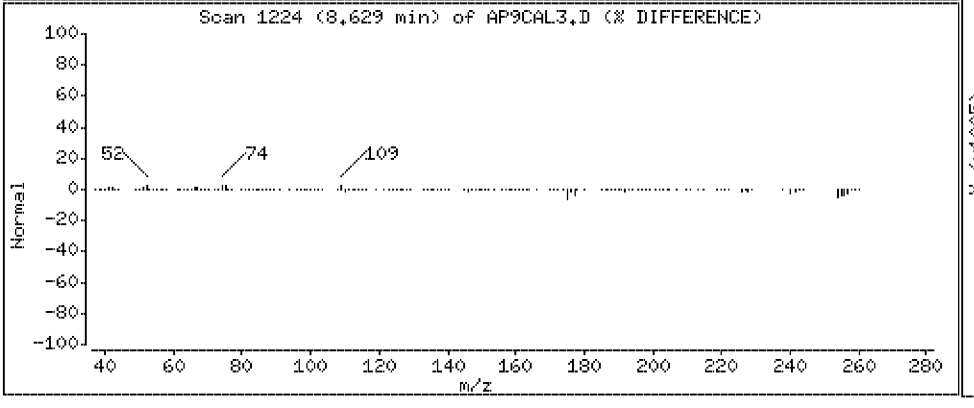

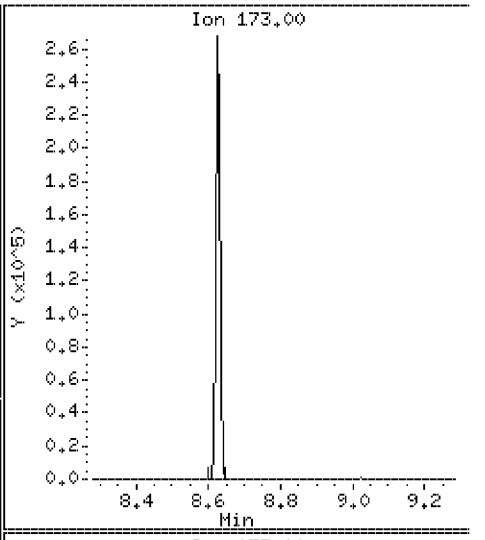

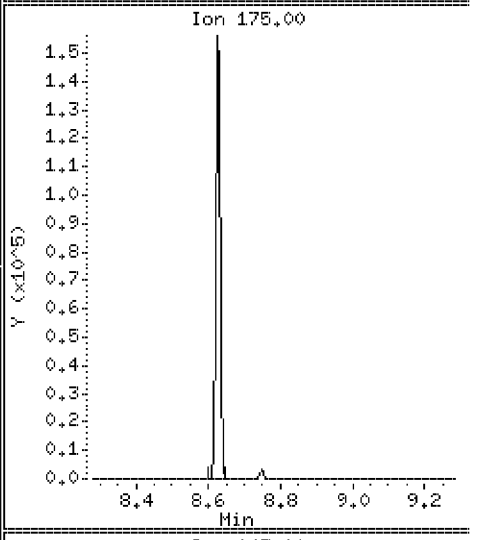

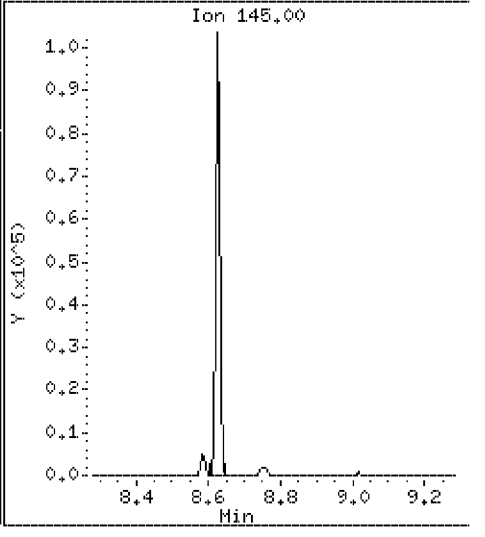

Data File: \\Svecd04\DD\chem\smsd03.i\S3042312.b\AP9CAL3.D

Date : 23-APR-2012 18:41

Client ID: AP9CAL3

Instrument: smsd03.i

Sample Info: 45959

Purge Volume: 1000.0

Operator: PEL

Column phase: HPMS-5

Column diameter: 0.25

102 Dinoseb

Concentration: 19.0 ug/l

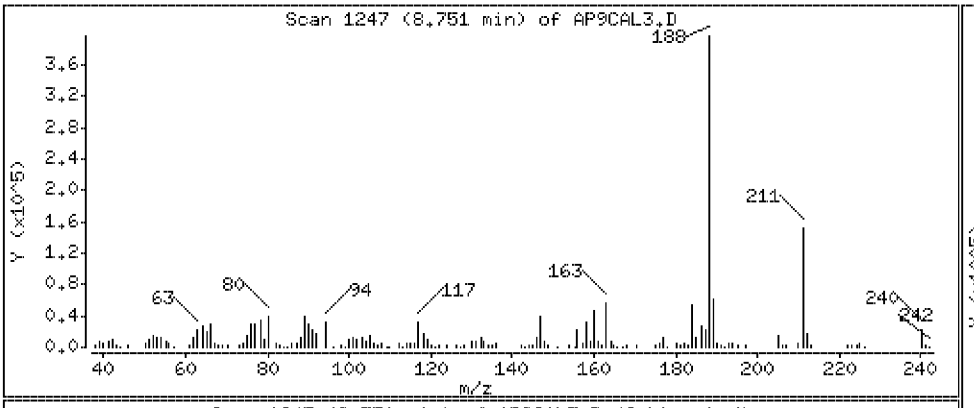

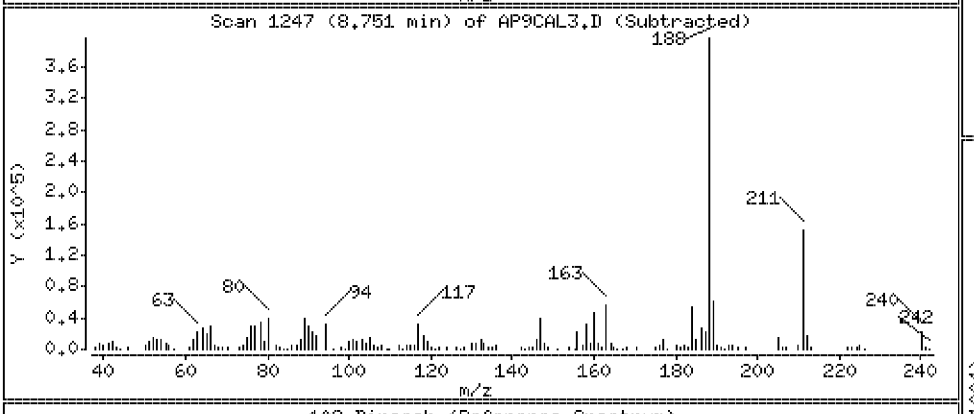

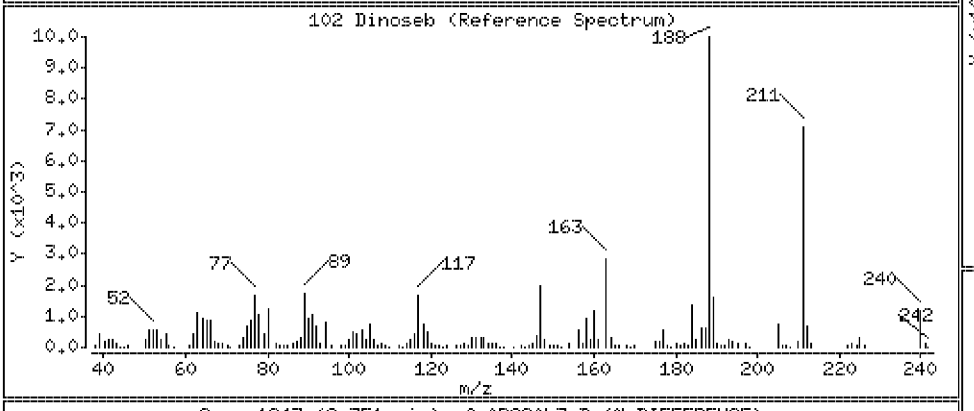

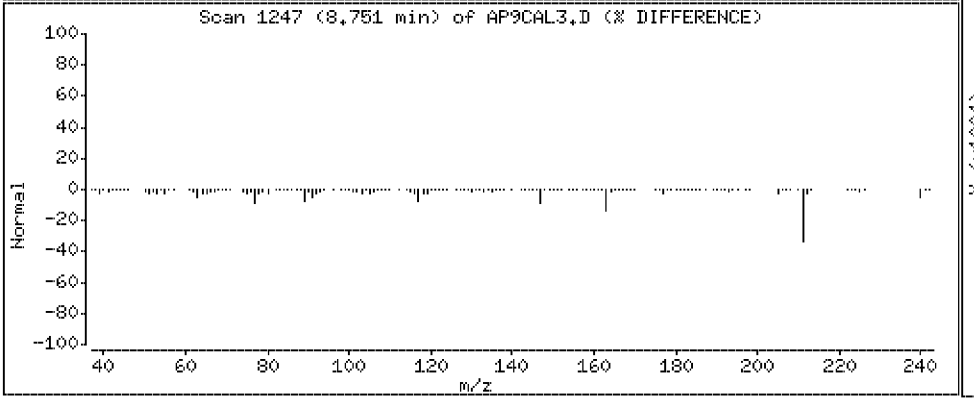

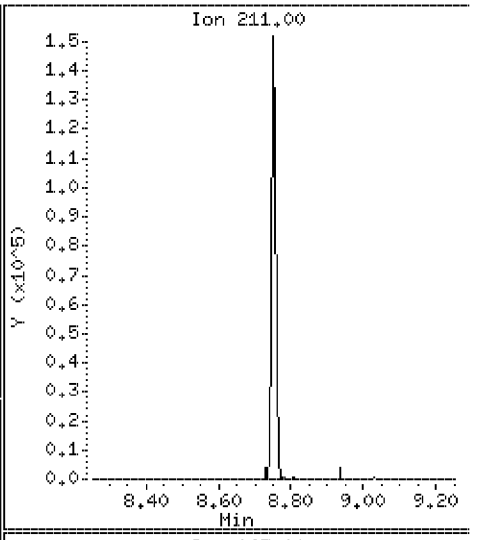

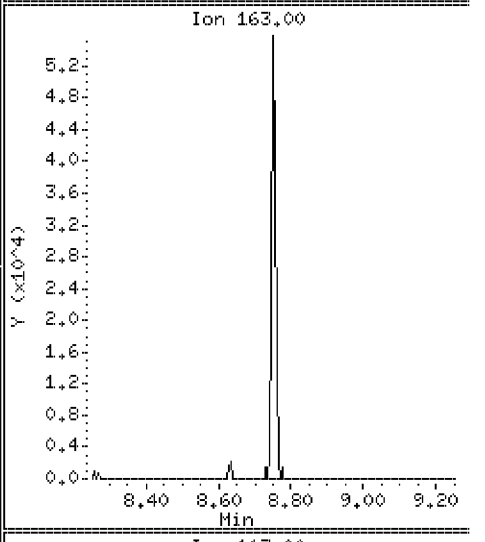

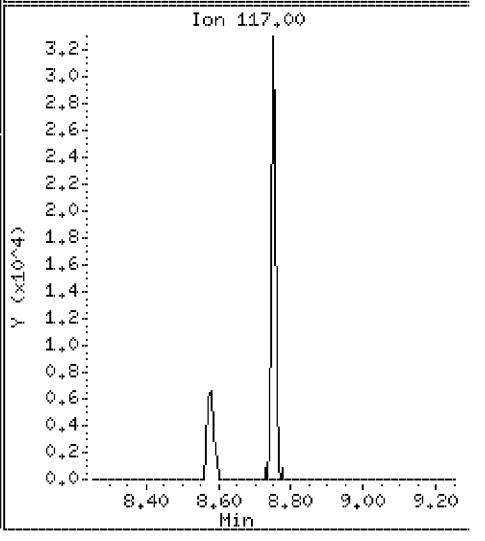

Data File: \\Svecd04\DD\chem\smsd03.i\S3042312.b\AP9CAL3.D

Date : 23-APR-2012 18:41

Client ID: AP9CAL3 Instrument: smsd03.i

Sample Info: 45959

Purge Volume: 1000.0 Operator: PEL

Column phase: HPMS-5 Column diameter: 0.25

106 4-Nitroquinoline-1-oxide Concentration: 21.2 ug/l

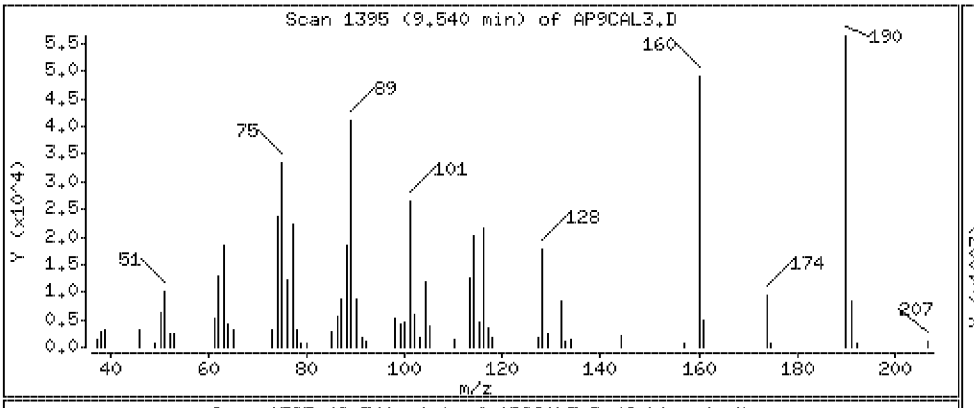

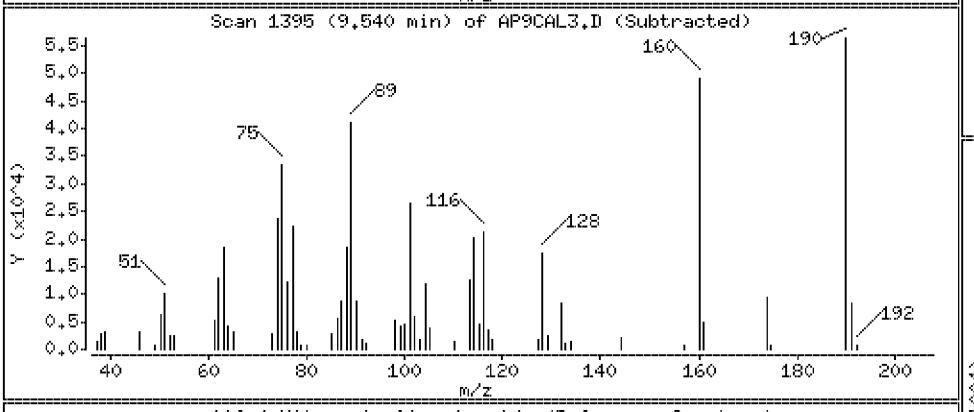

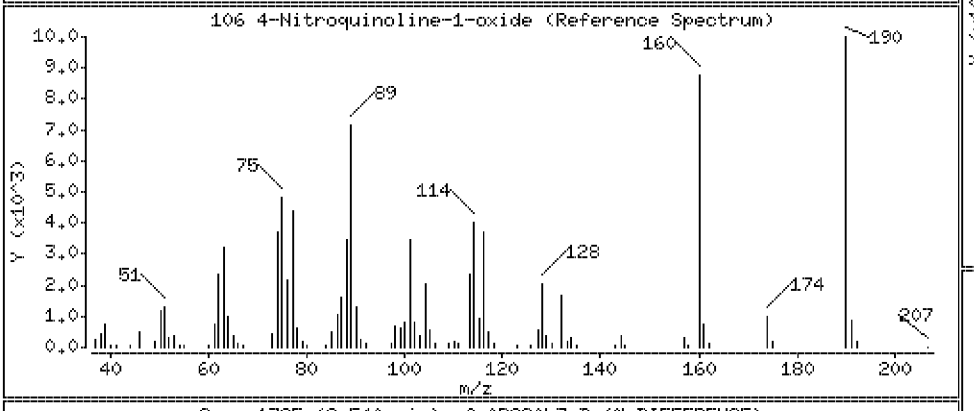

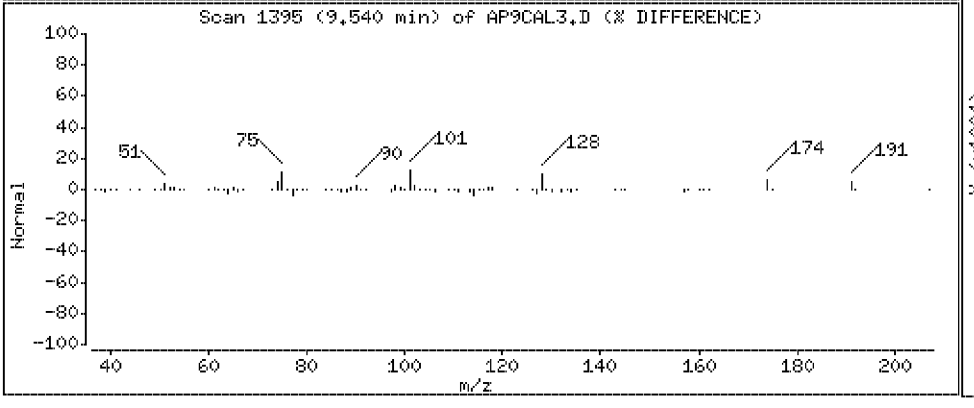

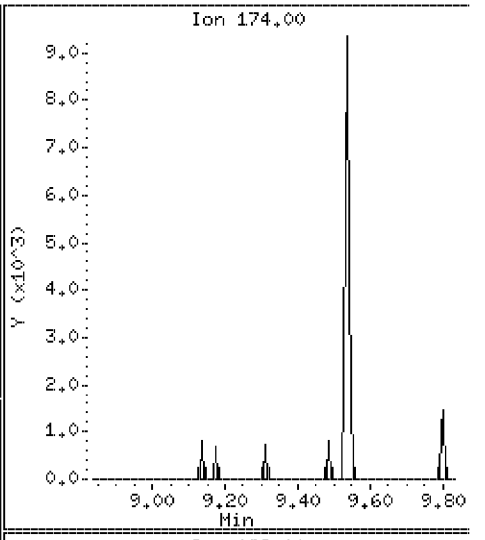

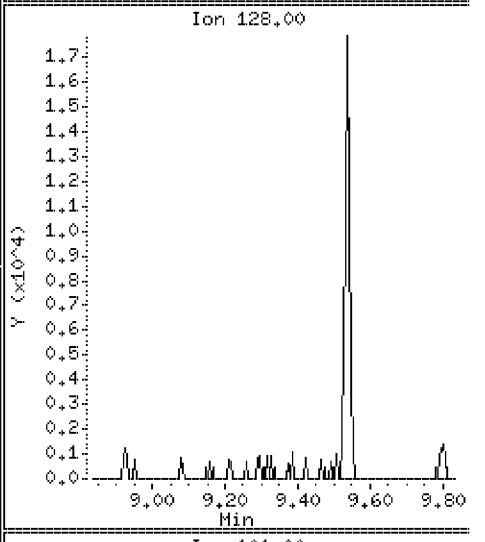

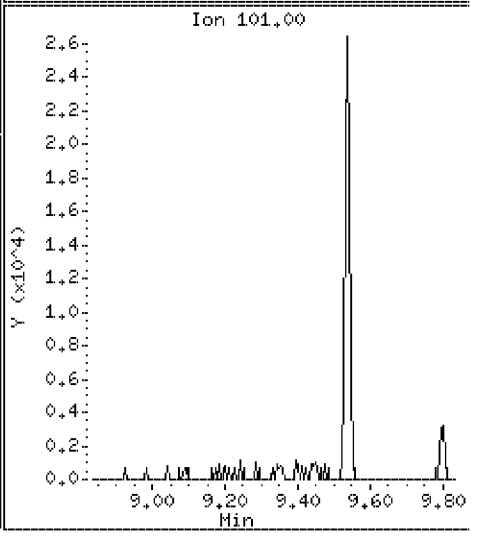

Data File: \\Svecd04\DD\chem\smsd03.i\S3042312.b\AP9CAL3.D

Date : 23-APR-2012 18:41

Client ID: AP9CAL3 Instrument: smsd03.i

Sample Info: 45959

Purge Volume: 1000.0 Operator: PEL

Column phase: HPMS-5 Column diameter: 0.25

107 Methapyrilene Concentration: 20.0 ug/l

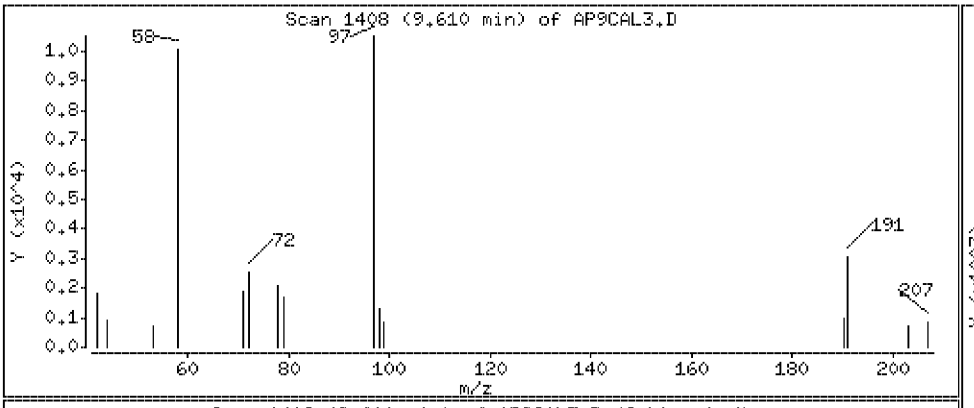

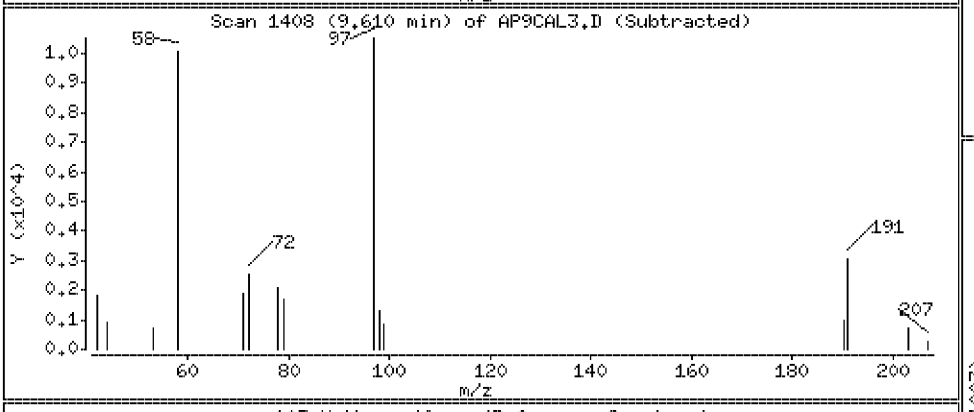

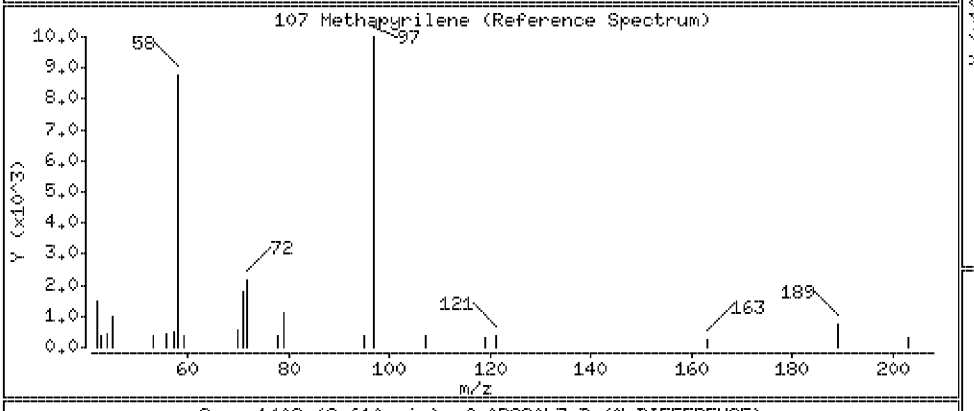

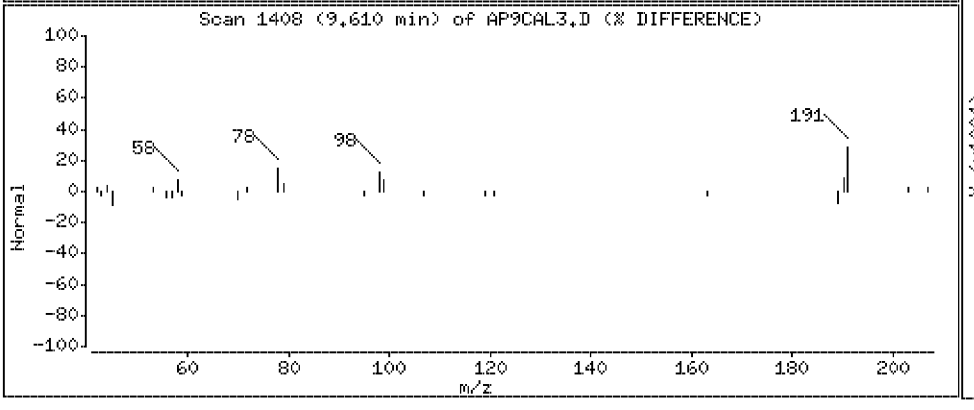

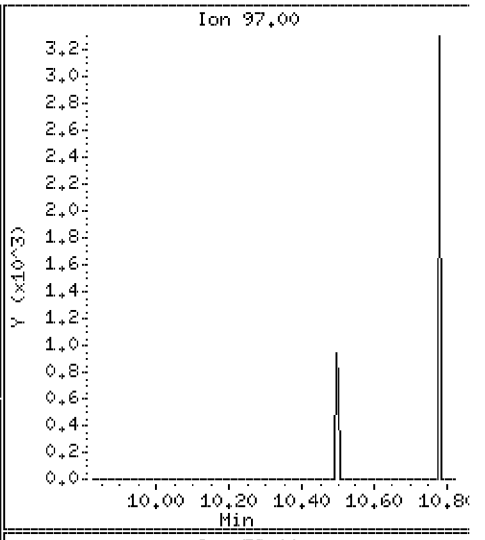

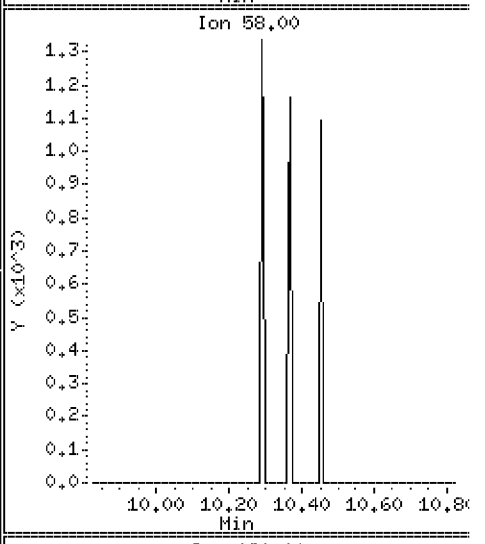

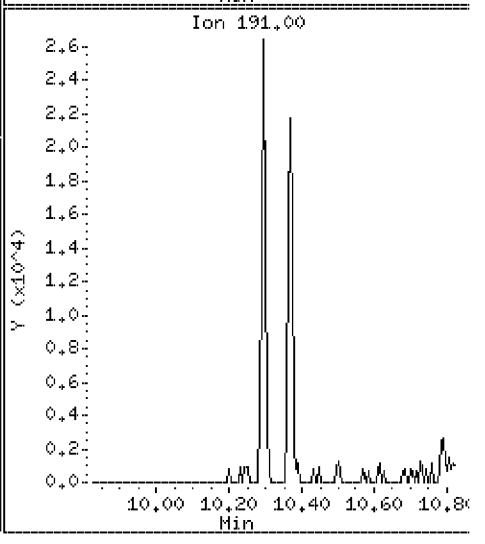

Data File: \\Svecd04\DD\chem\smsd03.i\S3042312.b\AP9CAL3.D

Date : 23-APR-2012 18:41

Client ID: AP9CAL3

Instrument: smsd03.i

Sample Info: 45959

Purge Volume: 1000.0

Operator: PEL

Column phase: HPMS-5

Column diameter: 0.25

108 Isodrin

Concentration: 20.3 ug/l

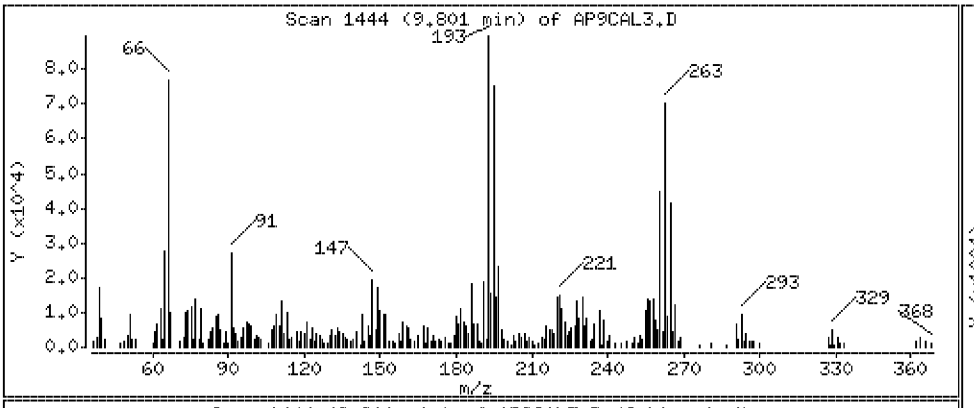

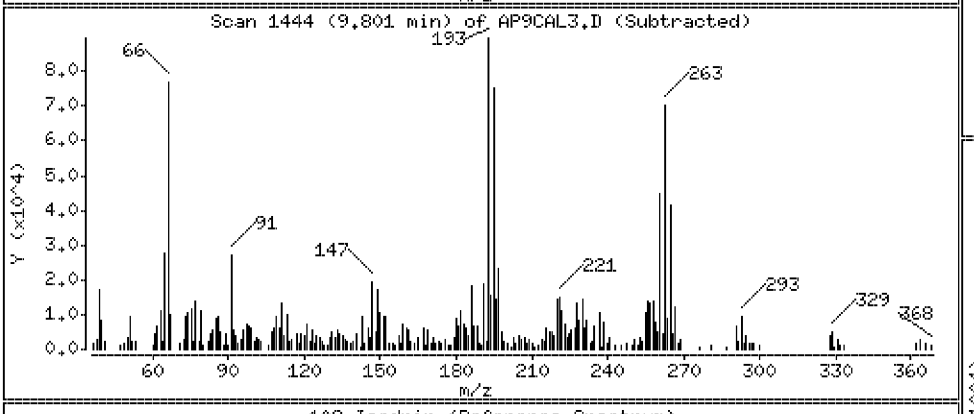

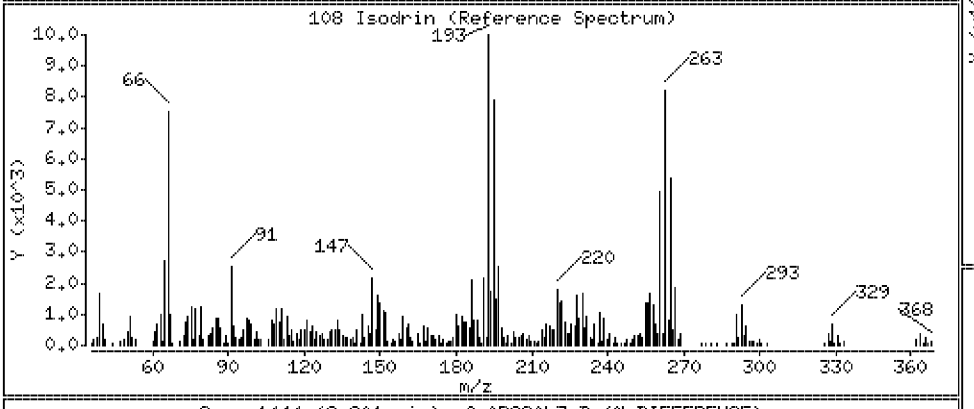

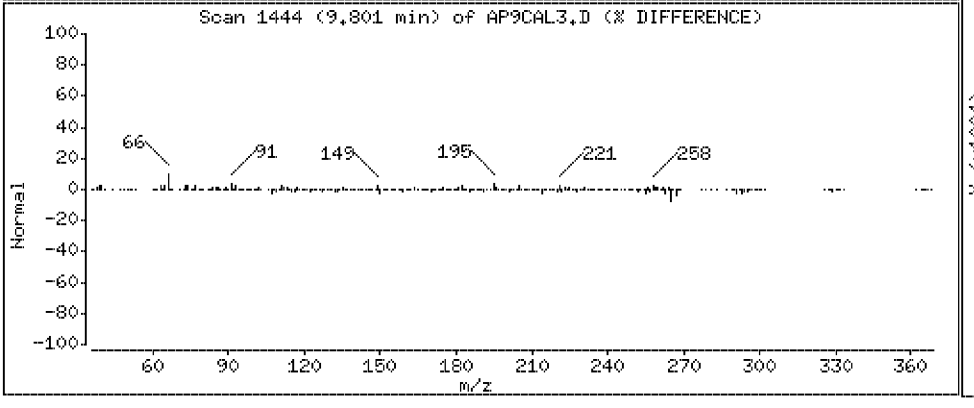

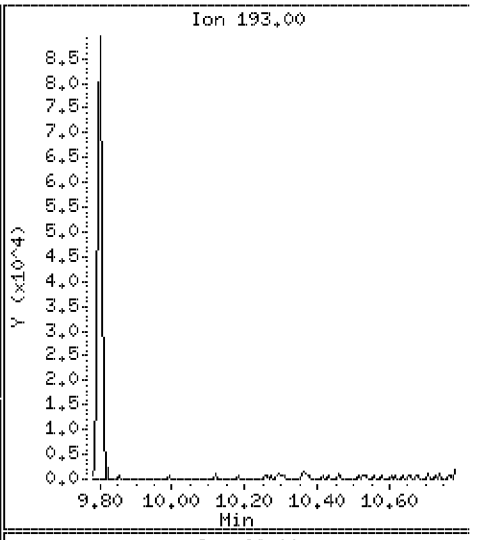

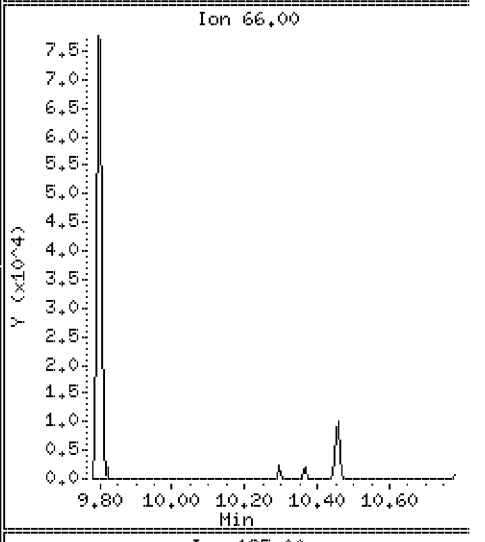

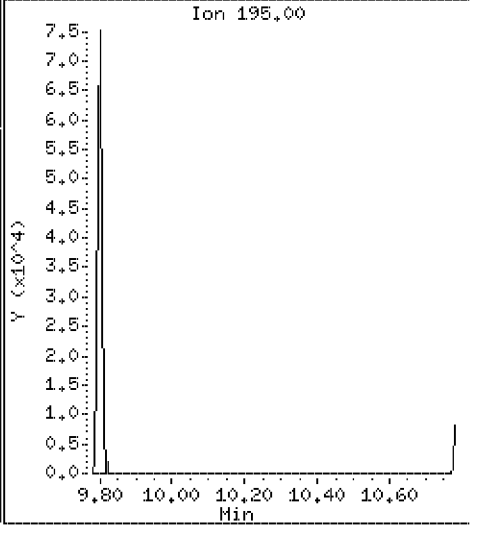

Data File: \\Svecd04\DD\chem\smsd03.i\S3042312.b\AP9CAL3.D

Date : 23-APR-2012 18:41

Client ID: AP9CAL3 Instrument: smsd03.i

Sample Info: 45959

Purge Volume: 1000.0 Operator: PEL

Column phase: HPMS-5 Column diameter: 0.25

113 Aramite Concentration: 19.9 ug/l

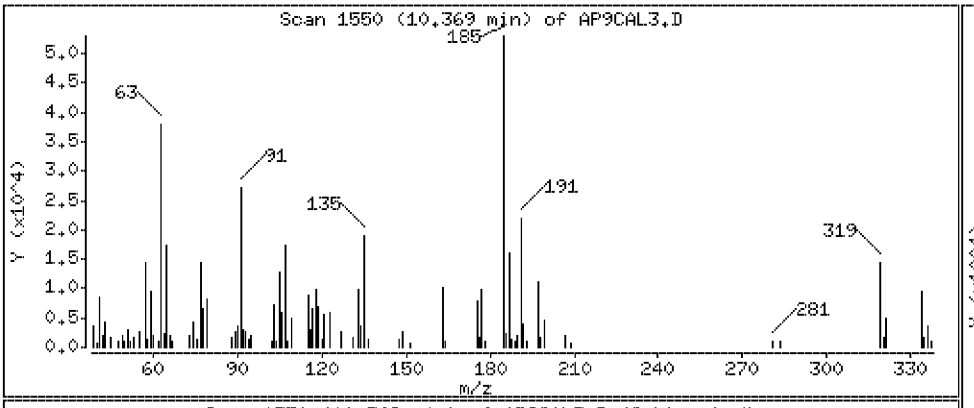

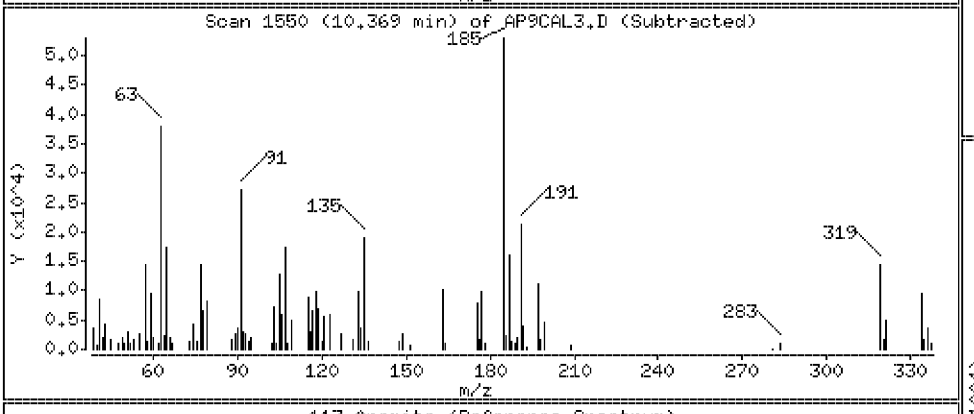

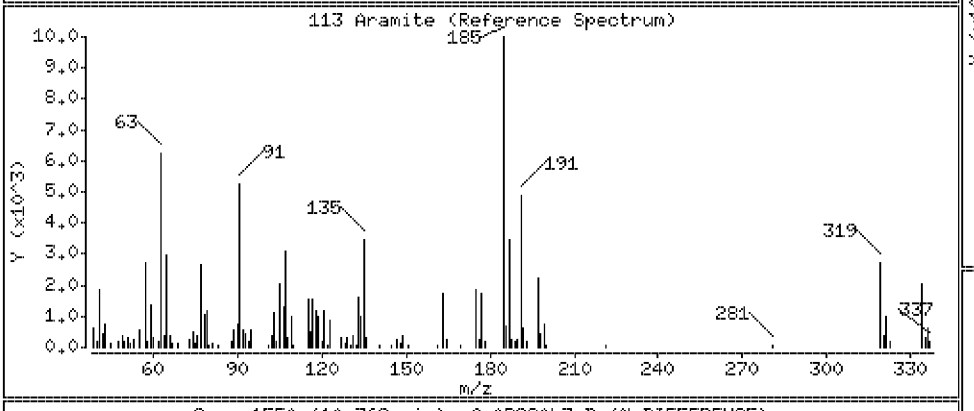

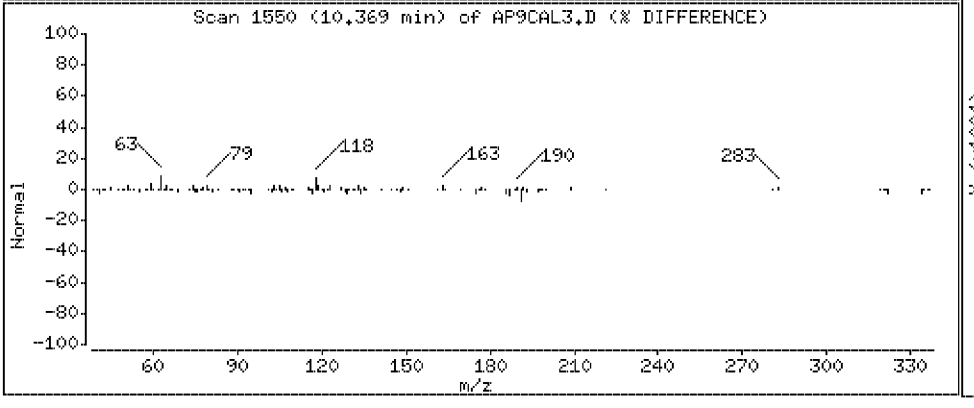

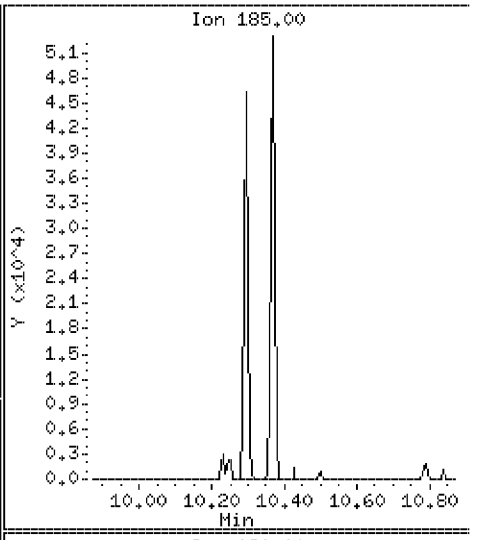

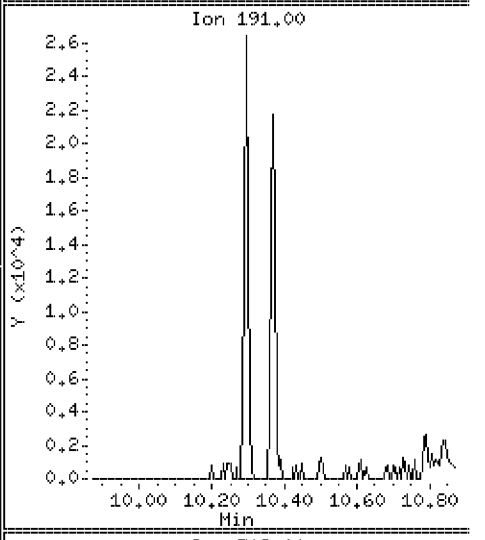

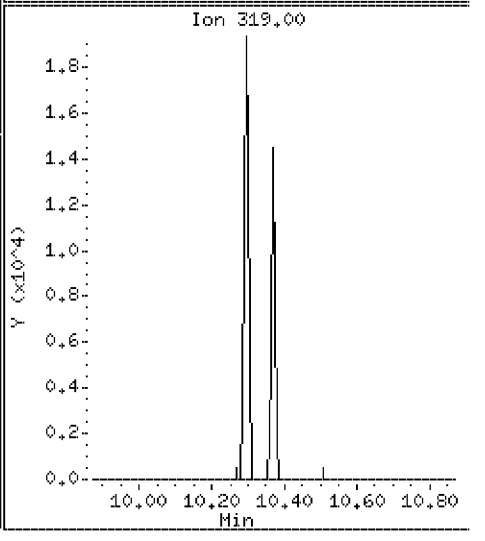

Data File: \\Svecd04\DD\chem\smsd03.i\S3042312.b\AP9CAL3.D

Date : 23-APR-2012 18:41

Client ID: AP9CAL3 Instrument: smsd03.i

Sample Info: 45959

Purge Volume: 1000.0 Operator: PEL

Column phase: HPMS-5 Column diameter: 0.25

114 p-Dimethylamino azobenzene Concentration: 18.8 ug/l

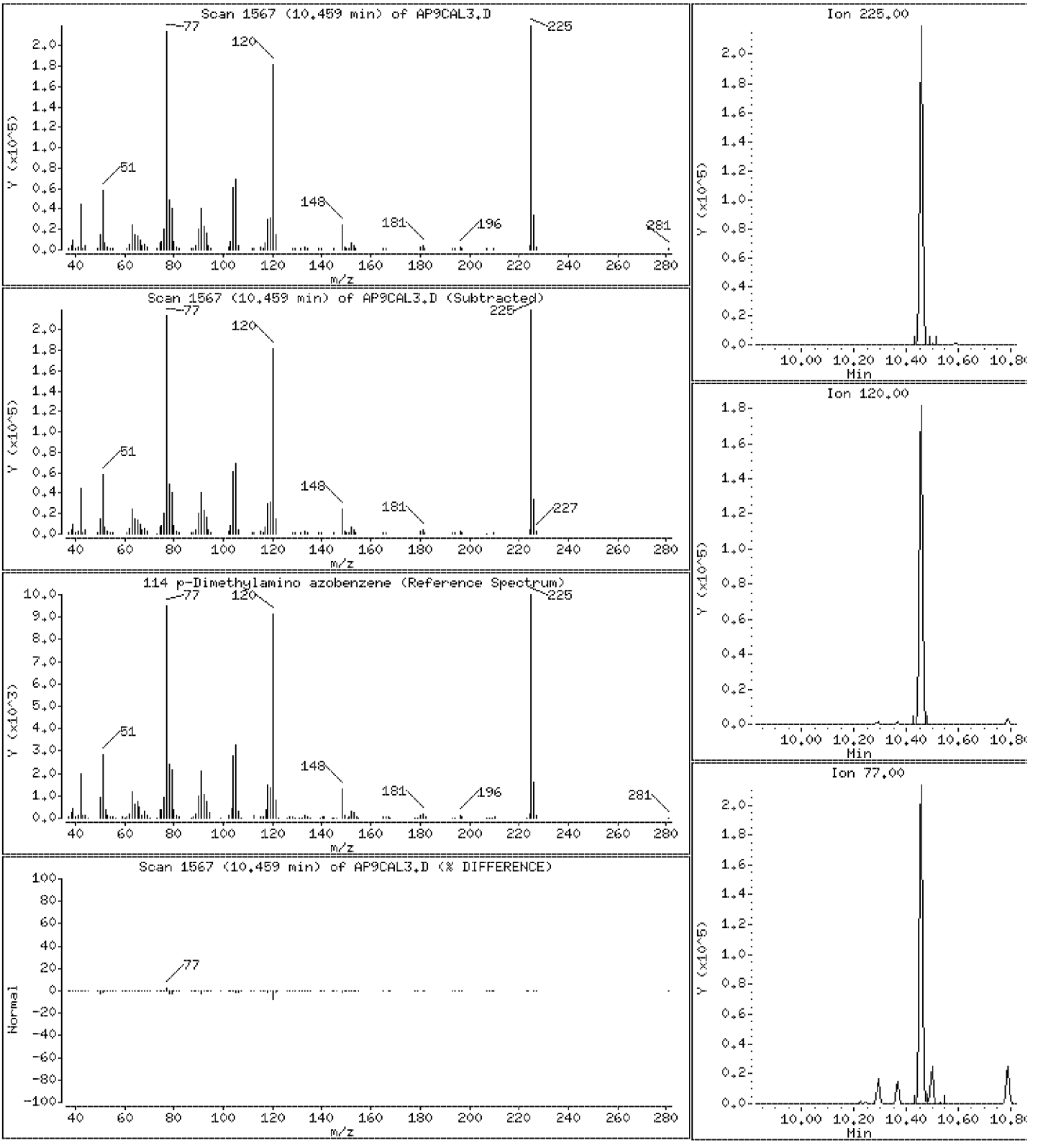

Data File: \\Svecd04\DD\chem\smsd03.i\S3042312.b\AP9CAL3.D

Date : 23-APR-2012 18:41

Client ID: AP9CAL3 | Instrument: smsd03.i

Sample Info: 45959

Purge Volume: 1000.0 | Operator: PEL

Column phase: HPMS-5 | Column diameter: 0.25

115 Chlorobenzilate | Concentration: 18.5 ug/l

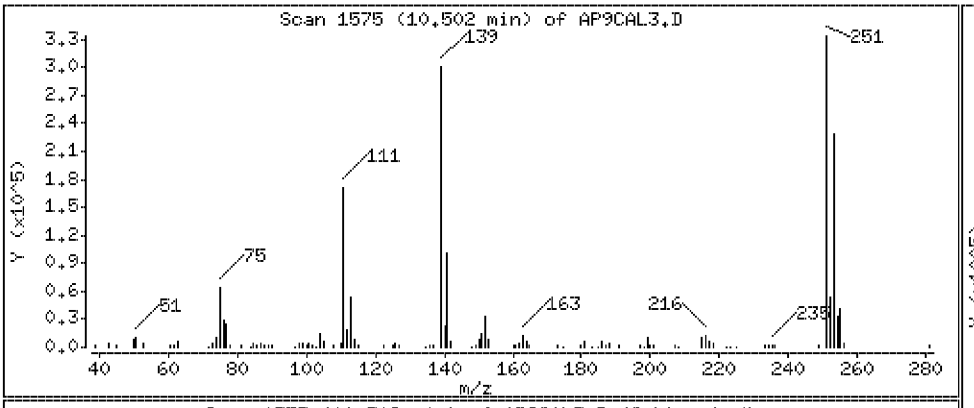

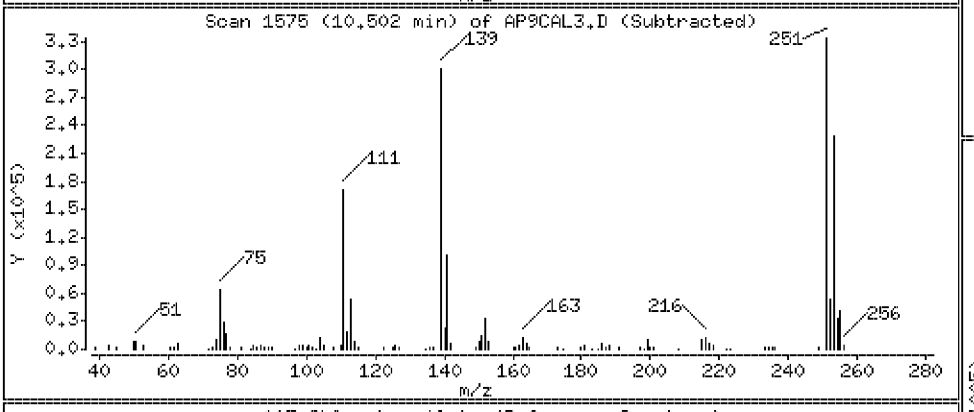

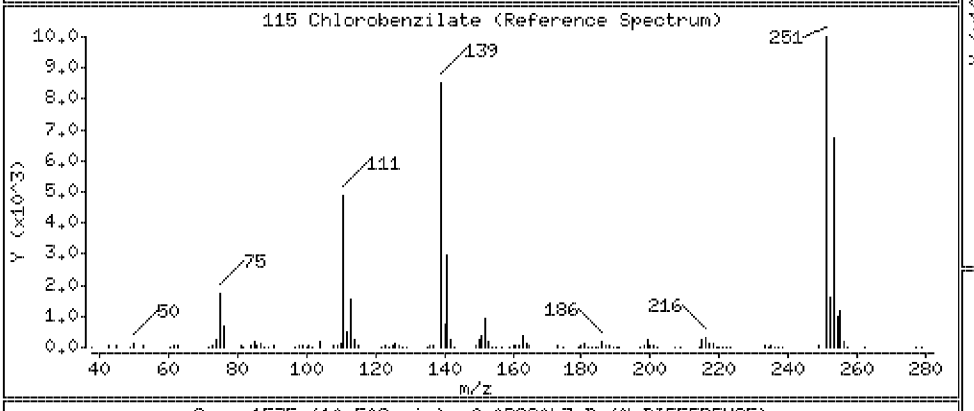

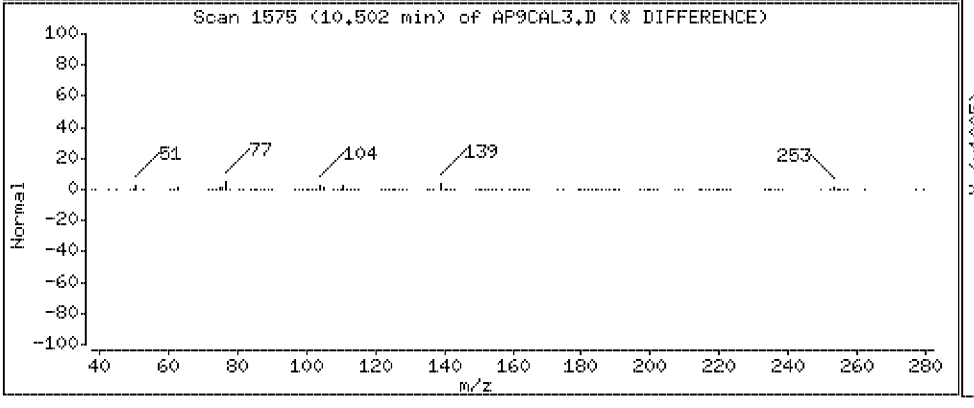

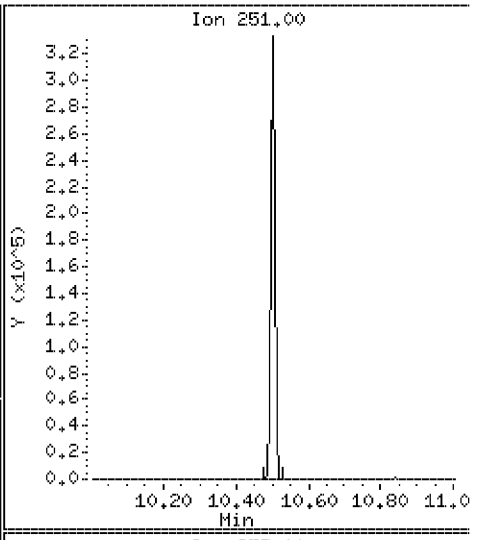

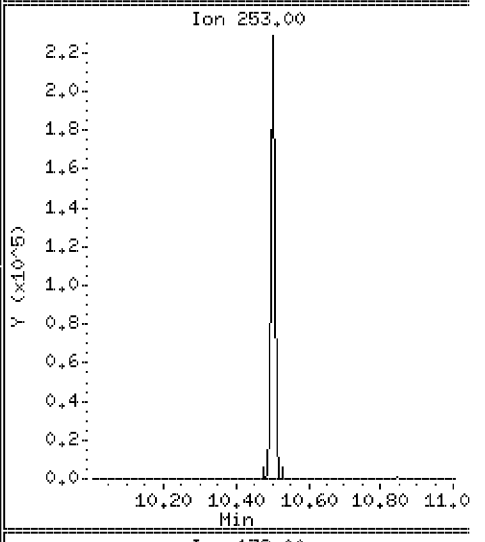

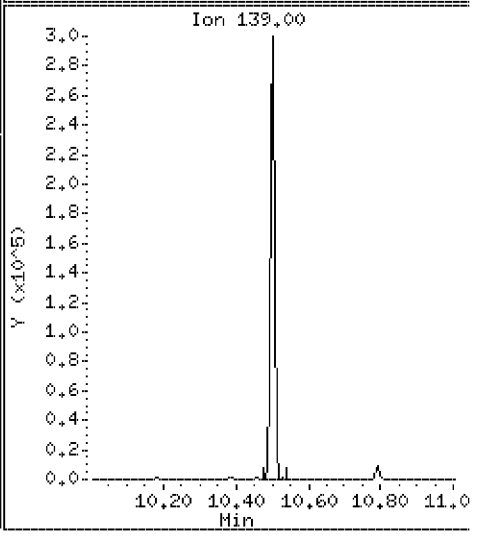

Data File: \\Svecd04\DD\chem\smsd03.i\S3042312.b\AP9CAL3.D

Date : 23-APR-2012 18:41

Client ID: AP9CAL3 Instrument: smsd03.i

Sample Info: 45959

Purge Volume: 1000.0 Operator: PEL

Column phase: HPMS-5 Column diameter: 0.25

116 Kepone Concentration: 21.2 ug/l

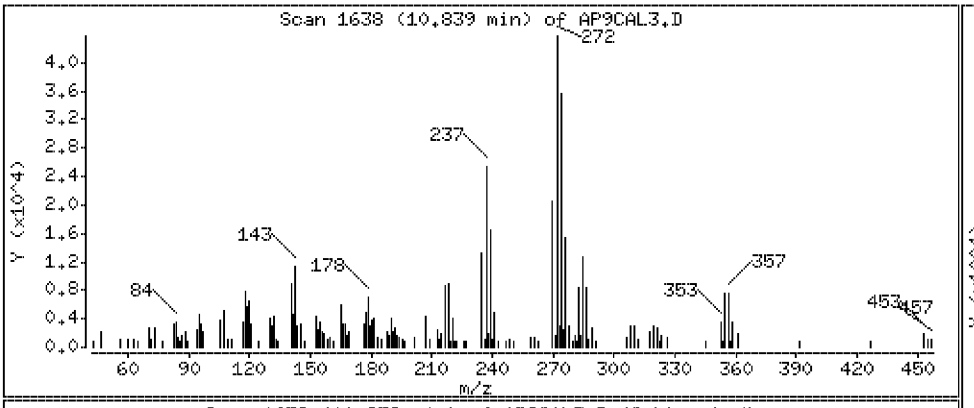

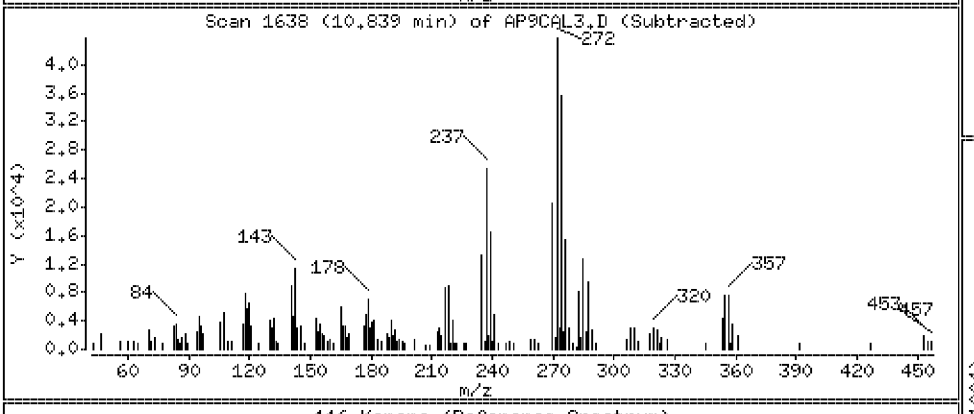

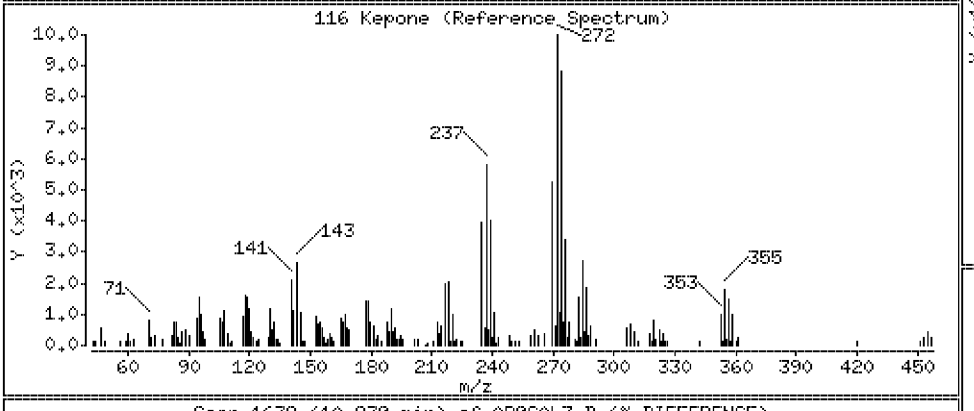

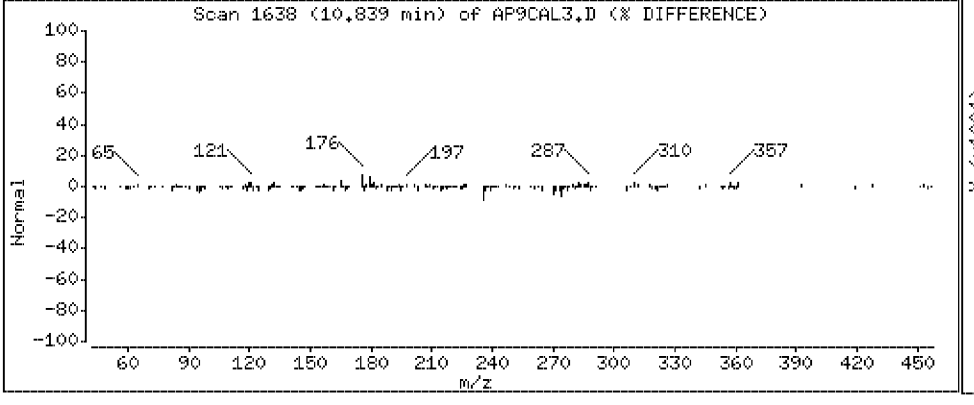

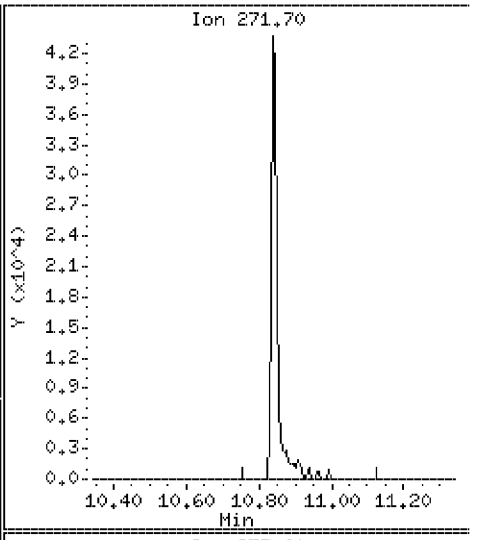

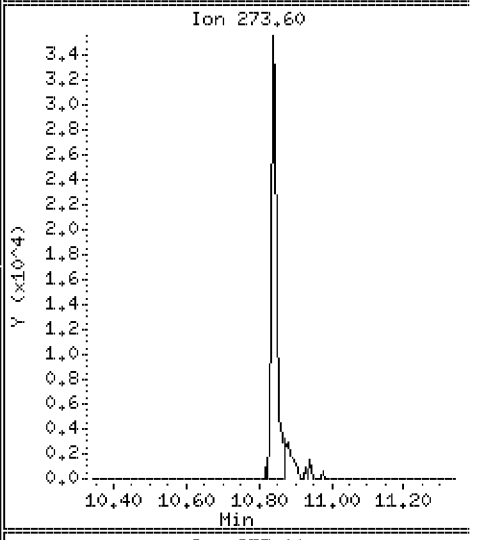

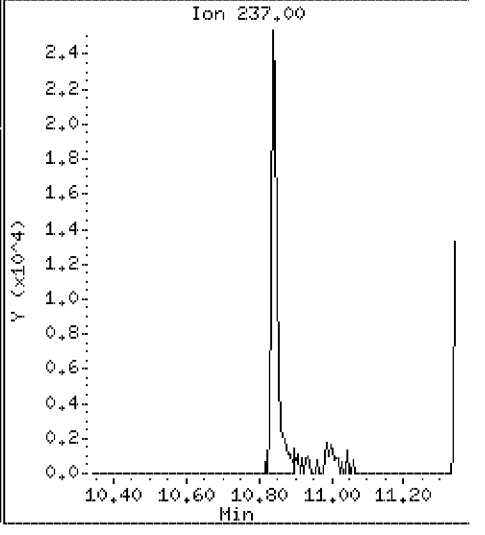

Data File: \\Svecd04\DD\chem\smsd03.i\S3042312.b\AP9CAL3.D

Date : 23-APR-2012 18:41

Client ID: AP9CAL3 Instrument: smsd03.i

Sample Info: 45959

Purge Volume: 1000.0 Operator: PEL

Column phase: HPMS-5 Column diameter: 0.25

117 3,3-Dimethylbenzidine Concentration: 20.5 ug/l

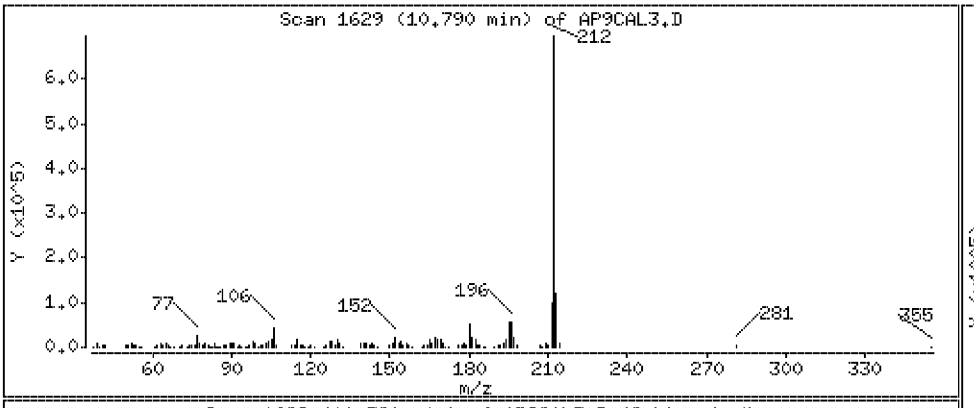

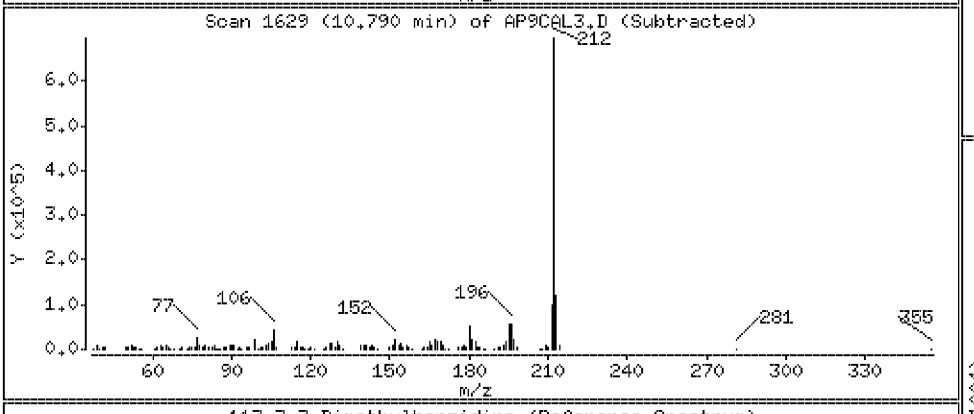

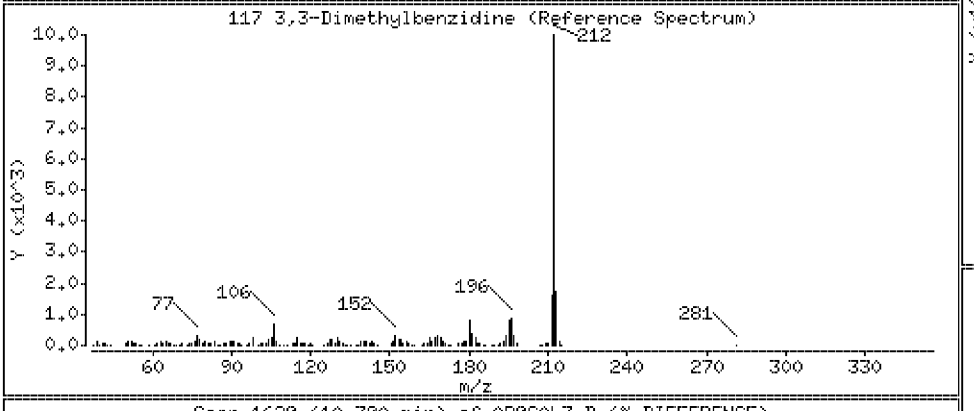

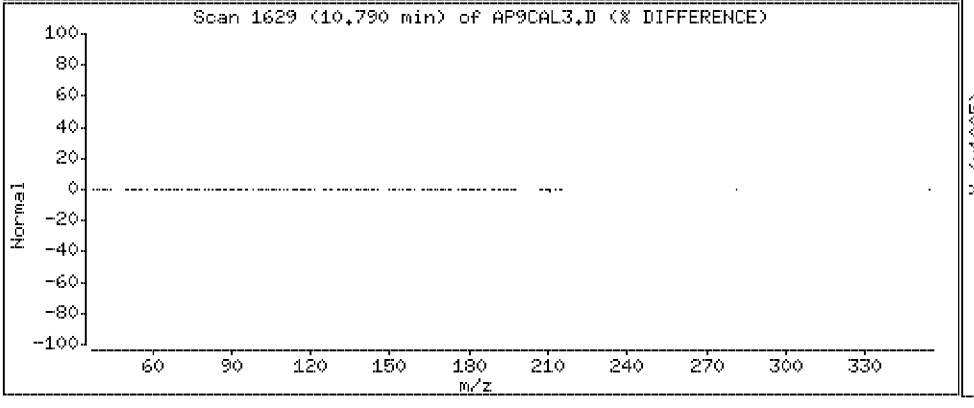

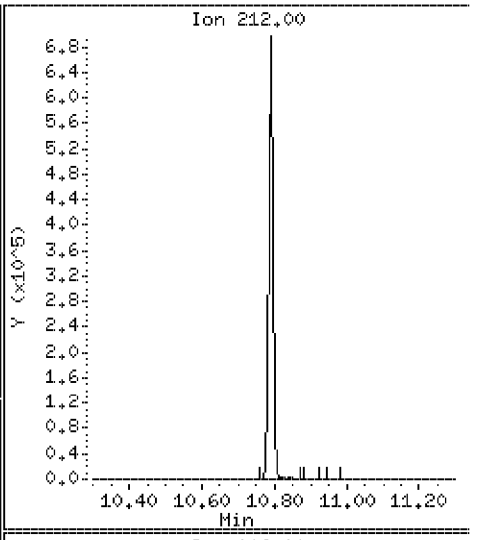

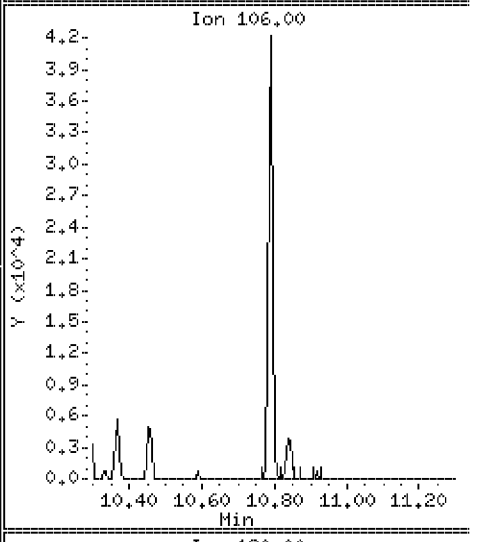

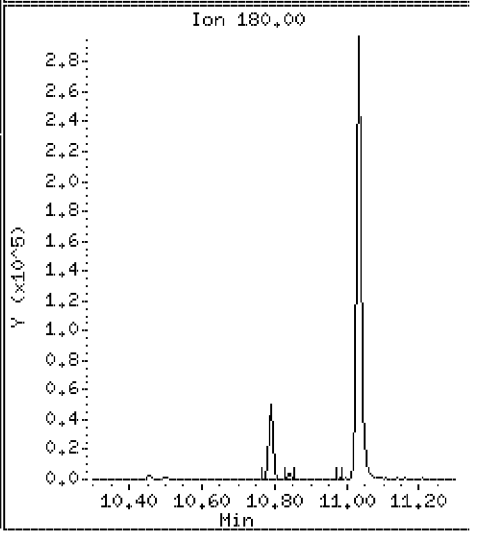

Data File: \\Svecd04\DD\chem\smsd03.i\S3042312.b\AP9CAL3.D

Date : 23-APR-2012 18:41

Client ID: AP9CAL3

Instrument: smsd03.i

Sample Info: 45959

Purge Volume: 1000.0

Operator: PEL

Column phase: HPMS-5

Column diameter: 0.25

119 2-Acetylaminofluorene

Concentration: 18.6 ug/l

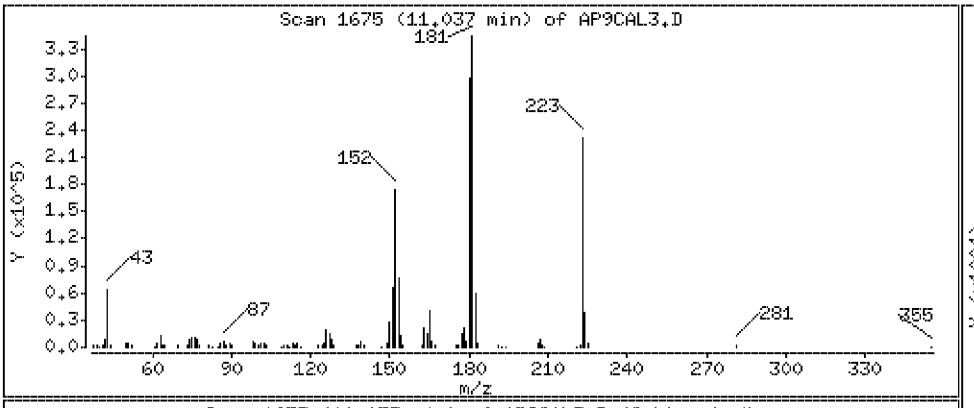

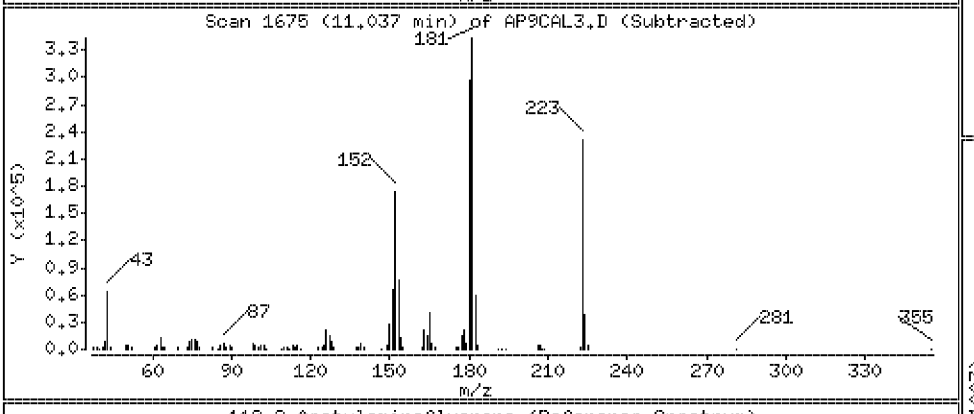

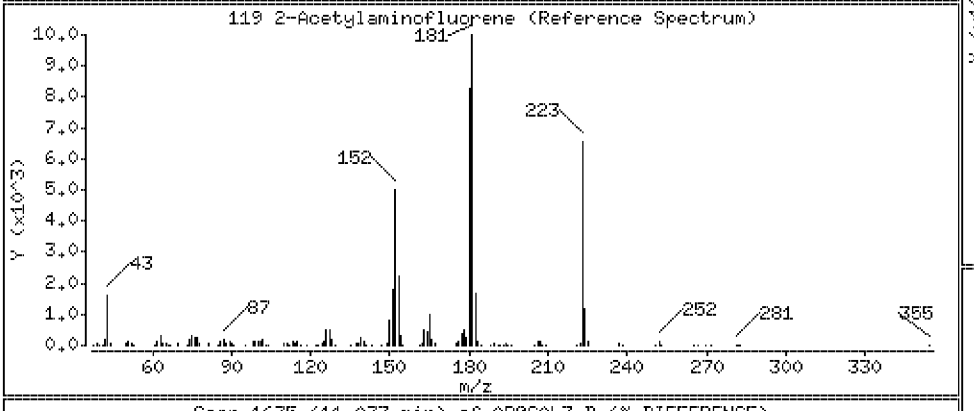

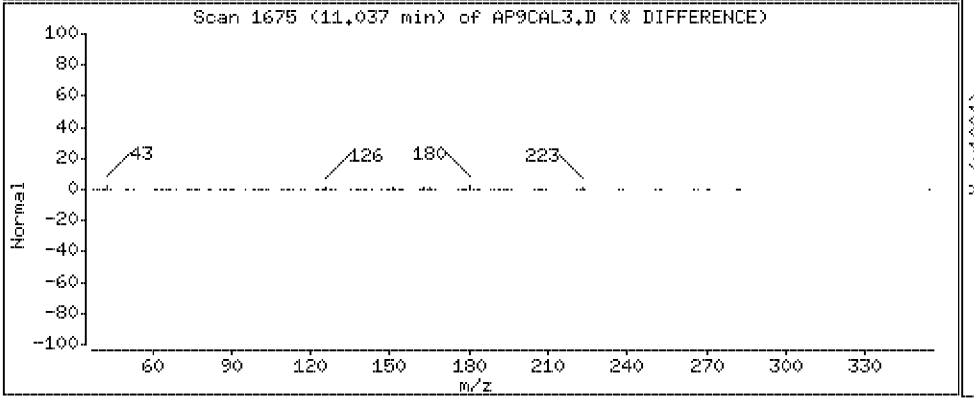

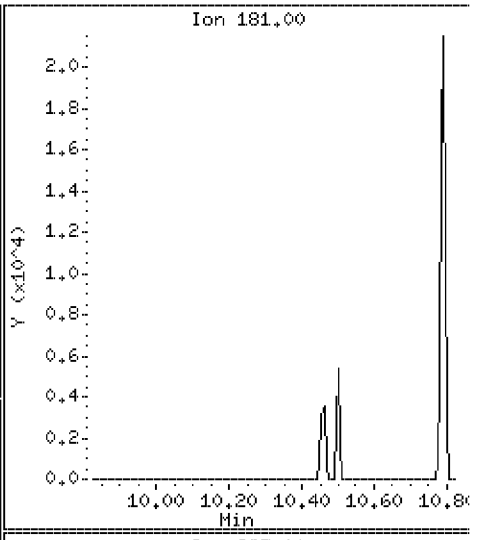

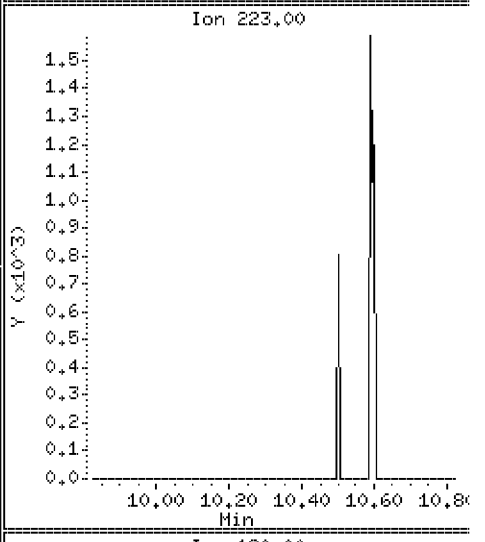

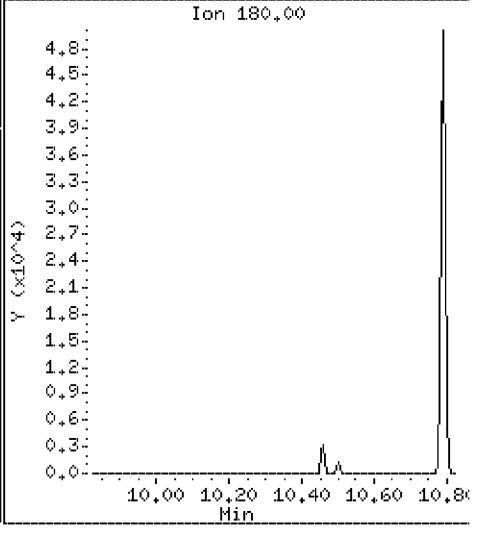

Data File: \\Svecd04\DD\chem\smsd03.i\S3042312.b\AP9CAL3.D

Date : 23-APR-2012 18:41

Client ID: AP9CAL3 Instrument: smsd03.i

Sample Info: 45959

Purge Volume: 1000.0 Operator: PEL

Column phase: HPMS-5 Column diameter: 0.25

126 7,12-Dimethylbenz(a)anthracen Concentration: 18.8 ug/l

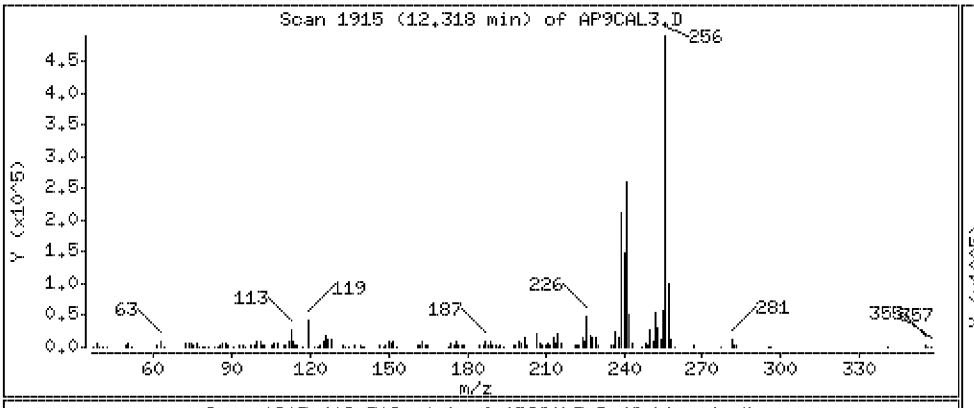

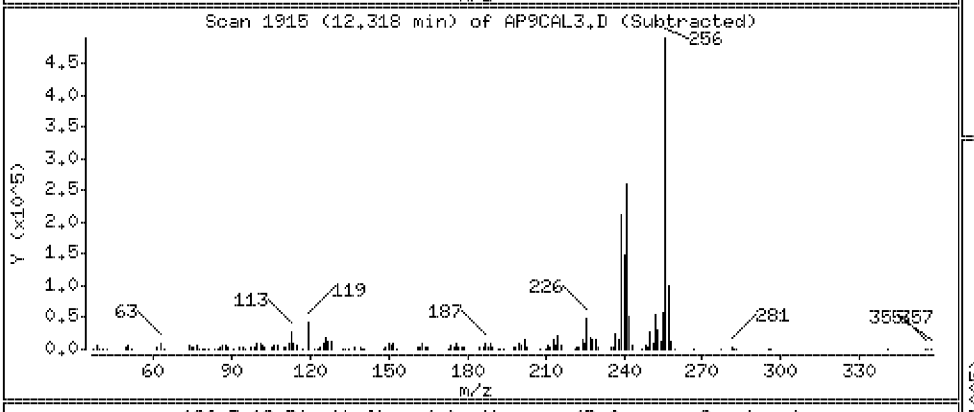

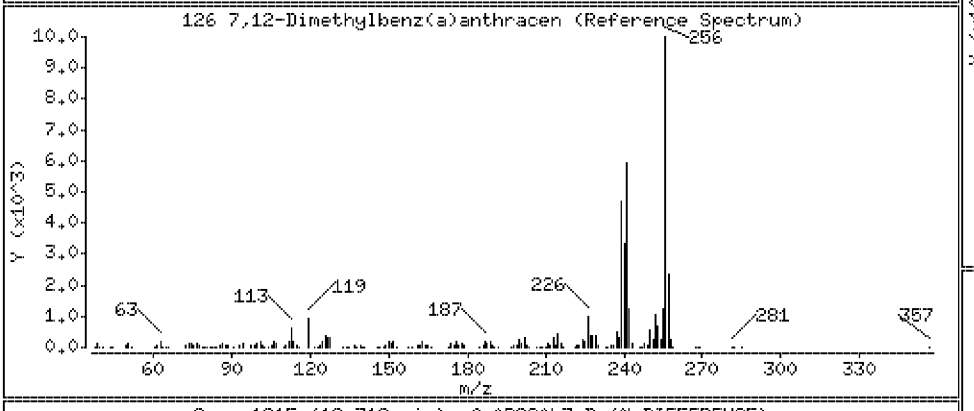

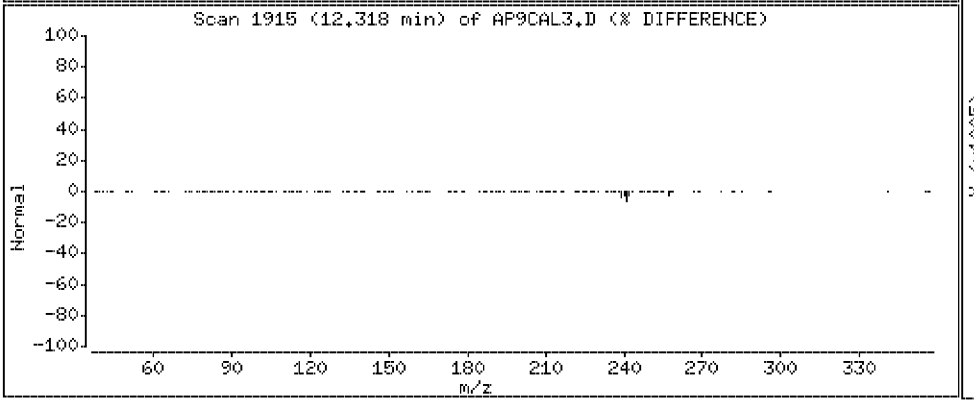

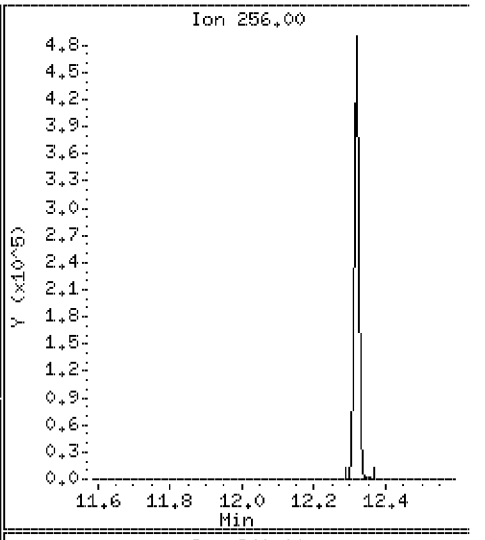

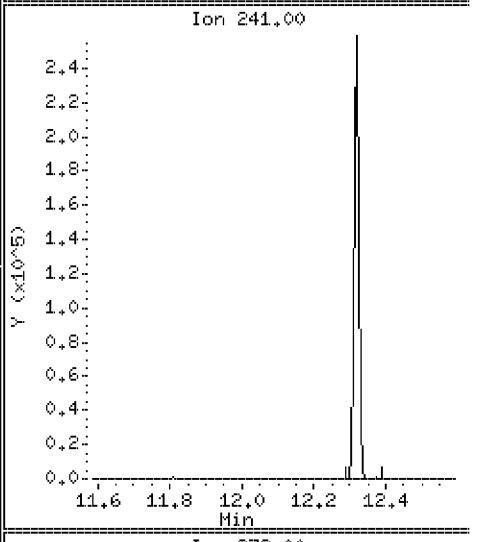

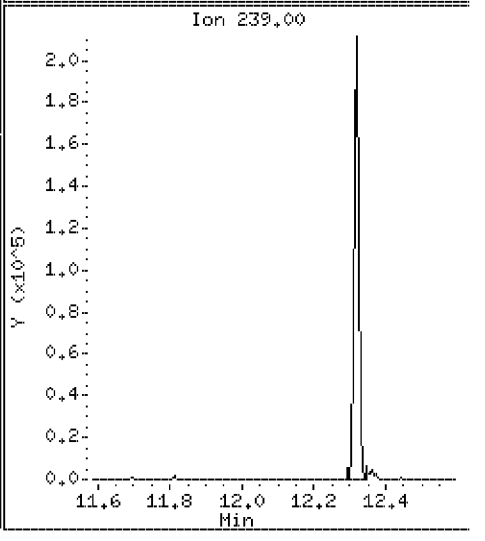

Data File: \\Svecd04\DD\chem\smsd03.i\S3042312.b\AP9CAL3.D

Date : 23-APR-2012 18:41

Client ID: AP9CAL3

Instrument: smsd03.i

Sample Info: 45959

Purge Volume: 1000.0

Operator: PEL

Column phase: HPMS-5

Column diameter: 0.25

131 3-Methylcholanthrene

Concentration: 19.3 ug/l

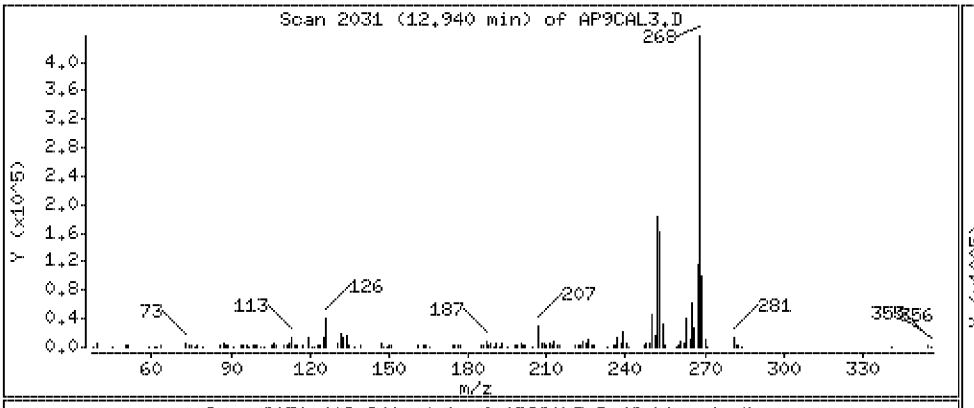

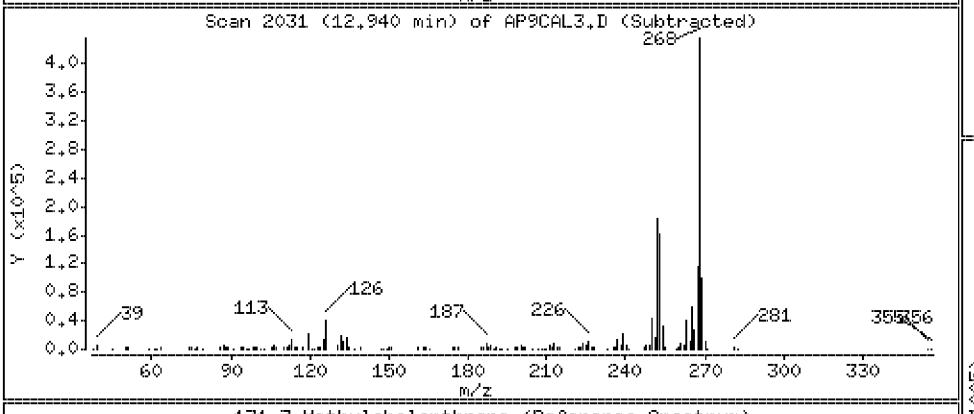

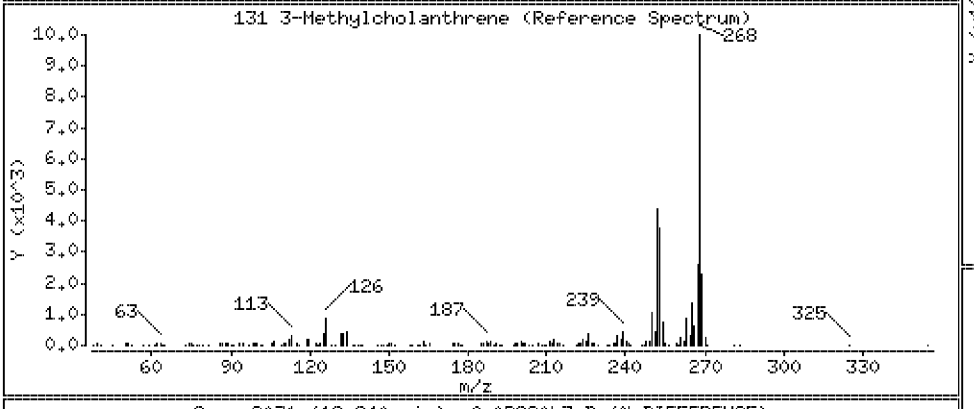

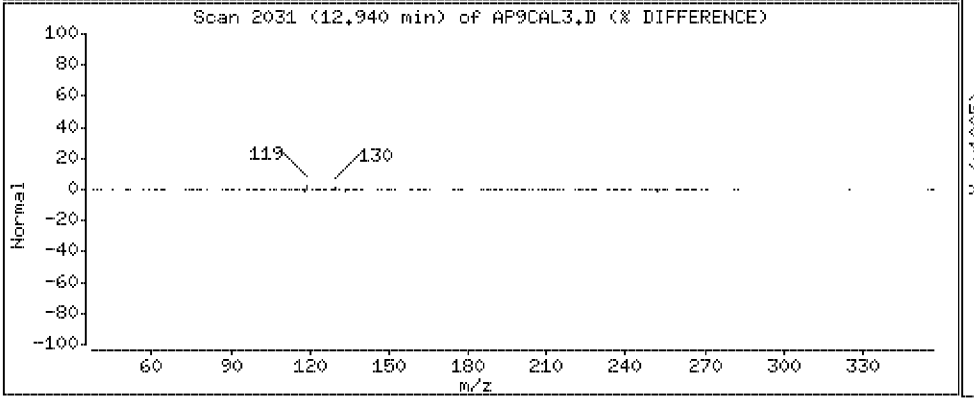

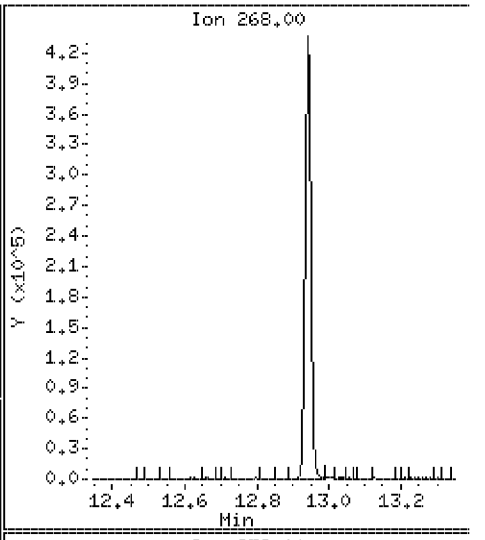

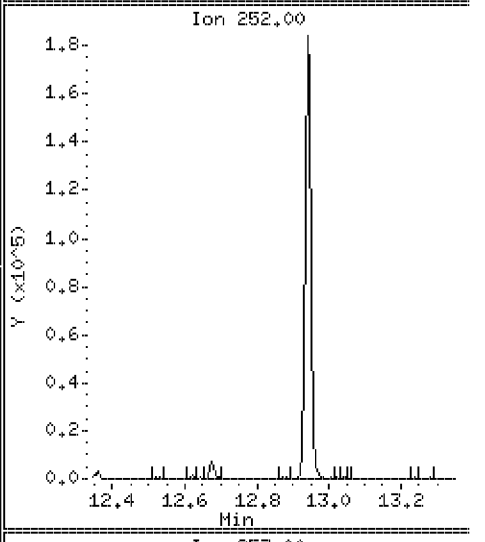

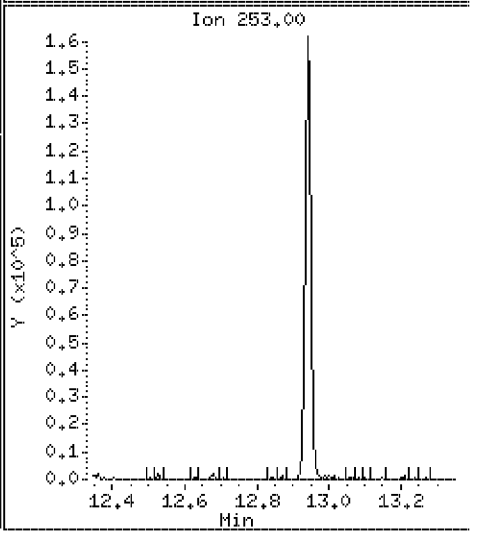

Data File: \\Svecd04\DD\chem\smsd03.i\S3042312.b\AP9CAL3.D

Date : 23-APR-2012 18:41

Client ID: AP9CAL3 | Instrument: smsd03.i

Sample Info: 45959

Purge Volume: 1000.0 | Operator: PEL

Column phase: HPMS-5 | Column diameter: 0.25

132 Dibenz(a,j)acridine | Concentration: 19.8 ug/l

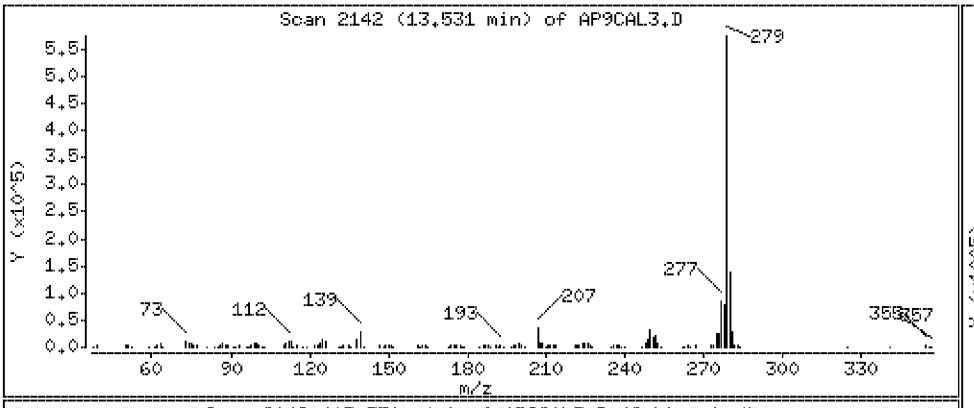

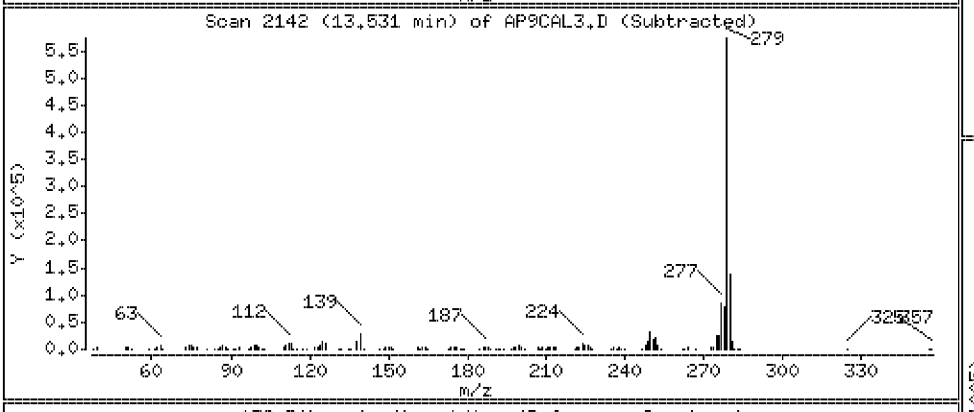

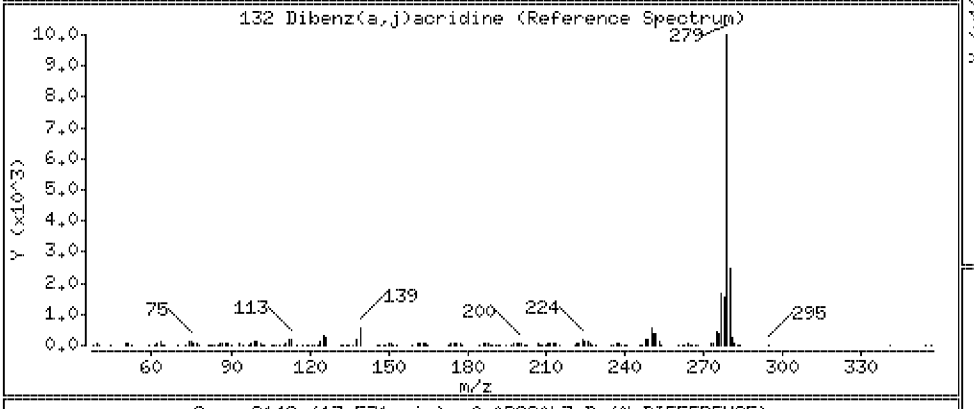

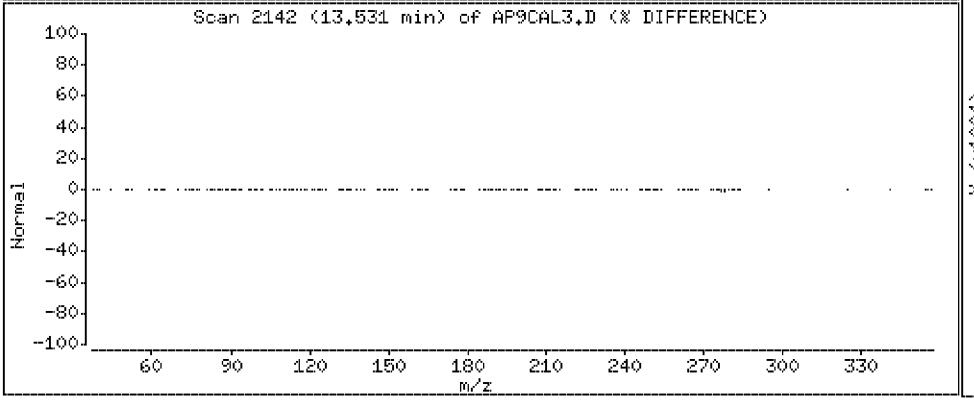

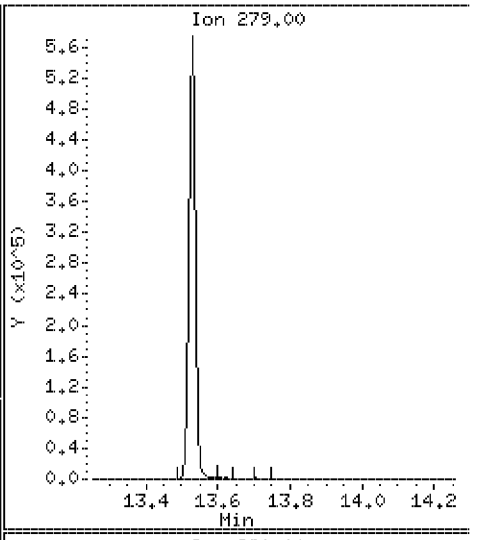

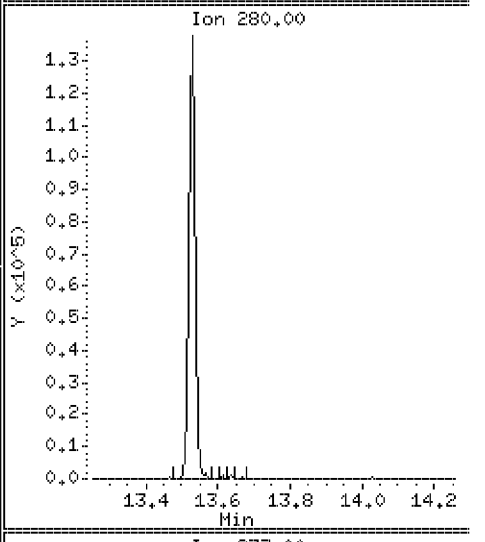

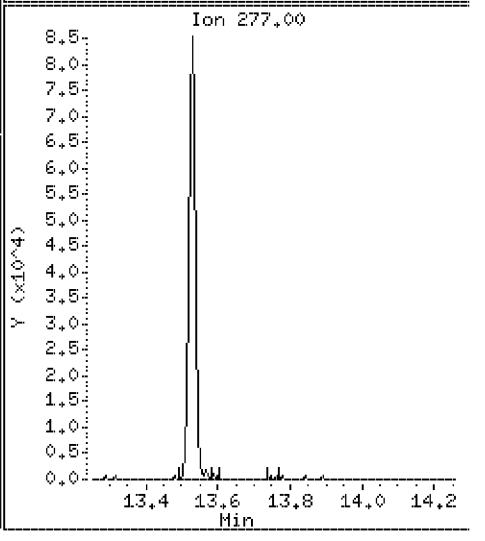

PEL Laboratories, Inc.

Data file : \\Svecd04\DD\chem\smsd03.i\S3042312.b\AP9CAL2.D
Lab Smp Id: 45960 Client Smp ID: AP9CAL2
Inj Date : 23-APR-2012 19:04
Operator : MJ Inst ID: smsd03.i
Smp Info : 45960
Misc Info :
Comment :
Method : \\Svecd04\DD\chem\smsd03.i\S3042312.b\8270bcs.m
Meth Date : 25-Apr-2012 09:57 mjacobs Quant Type: ISTD
Cal Date : 23-APR-2012 19:04 Cal File: AP9CAL2.D
Als bottle: 23 Calibration Sample, Level: 2
Dil Factor: 1.00000
Integrator: HP Genie Compound Sublist: ap9cal.sub
Target Version: 4.14 Sample Matrix: WATER

Concentration Formula: Amt * DF * (1/(Vo/1000))*Vf * CpndVariable

Name	Value	Description
DF	1.000	Dilution Factor
Vo	1000.000	Volume of sample extracted (mL)
Vf	1.000	Final Volume
Cpnd Variable		Local Compound Variable

RT	EXP RT	REL RT	MASS	RESPONSE	AMOUNTS CAL-AMT (ug/ml)	AMOUNTS ON-COL (ug/ml)	TARGET RANGE	RATIO
3 2- Picoline						CAS #: 109-06-8		
2.937	3.382	(0.661)	93	95886	10.0000	9.1	70.00- 130.00	100.00
2.937	3.382	(0.661)	66	48360			46.98- 106.98	50.43
2.937	3.382	(0.661)	92	25485			941.44-1001.44	26.58
4 N-Nitrosomethylethylamine						CAS #: 10595-95-6		
3.007	3.005	(0.676)	88	42940	10.0000	9.5	80.00- 120.00	100.00
3.010	3.005	(0.677)	43	21270			16.66- 76.66	49.53
3.009	3.005	(0.677)	42	43415			75.28- 135.28	101.11
5 Methyl Methanesulfonate						CAS #: 66-27-3		
3.238	3.383	(0.728)	80	71810	10.0000	9.6	70.00- 130.00	100.00
3.239	3.383	(0.729)	79	42581			41.30- 101.30	59.30
3.238	3.383	(0.728)	65	19306			390.98- 450.98	26.88
7 N-Nitrosodiethylamine						CAS #: 55-18-5		
3.552	3.383	(0.799)	102	41839	10.0000	9.4	70.00- 130.00	100.00
3.551	3.383	(0.799)	42	30283			4947.35-5007.35	72.38
3.552	3.383	(0.799)	57	16241			172953.97-173013.97	38.82
8 Ethyl Methanesulfonate						CAS #: 62-50-0		
3.787	4.446	(0.852)	79	74778	10.0000	9.7	70.00- 130.00	100.00

RT	EXP RT	REL RT	MASS	RESPONSE	AMOUNTS CAL-AMT (ug/ml)	AMOUNTS ON-COL (ug/ml)	TARGET RANGE	RATIO
8 Ethyl Methanesulfonate (continued)								
3.787	4.446	(0.852)	109	35542			103.08- 163.08	47.53
3.786	4.446	(0.852)	97	11487			71.09- 131.09	15.36
12 Pentachloroethane						CAS #: 76-01-7		
4.206	4.207	(0.946)	167	39295	10.0000	8.9	80.00- 120.00	100.00
4.206	4.207	(0.946)	117	28233			42.54- 102.54	71.85
4.207	4.207	(0.946)	130	17286			11.81- 71.81	43.99
* 18 1,4-Dichlorobenzene-d4						CAS #: 3855-82-1		
4.446	4.448	(1.000)	152	288079	40.0000		80.00- 120.00	100.00
4.445	4.448	(1.000)	115	181710			32.20- 92.20	63.08
4.446	4.448	(1.000)	150	441725			139.77- 199.77	153.33
24 N-Nitrosopyrrolidine						CAS #: 930-55-2		
4.780	4.944	(1.075)	100	41648	10.0000	8.9	70.00- 130.00	100.00
4.781	4.944	(1.075)	41	29816			349.38- 409.38	71.59
4.780	4.944	(1.075)	42	26705			7836.39-7896.39	64.12
25 Acetophenone						CAS #: 98-86-2		
4.797	4.807	(0.856)	105	130434	10.0000	9.6	70.00- 130.00	100.00
4.797	4.807	(0.856)	77	126428			4410.01-4470.01	96.93
4.797	4.807	(0.856)	51	32880			1262.06-1322.06	25.21
27 N-Nitrosomorpholine						CAS #: 59-89-2		
4.812	4.446	(1.082)	56	43191	10.0000	9.0	70.00- 130.00	100.00
4.813	4.446	(1.082)	116	15074			116.25- 176.25	34.90
4.811	4.446	(1.082)	86	32931			171.65- 231.65	76.25
29 o-Toluidine						CAS #: 95-53-4		
4.830	4.814	(1.086)	106	138437	10.0000	9.0	70.00- 130.00	100.00
4.830	4.814	(1.086)	77	35735			36058.41-36118.41	25.81
4.830	4.814	(1.086)	107	99211			76505.71-76565.71	71.67
33 N-Nitrosopiperidine						CAS #: 100-75-4		
5.094	4.798	(0.909)	114	39005	10.0000	9.4	70.00- 130.00	100.00
5.092	4.798	(0.908)	42	45727			3934.42-3994.42	117.23
5.092	4.798	(0.908)	55	23278			491.51- 551.51	59.68
37 o,o,o-Triethylphosphorothioate						CAS #: 126-68-1		
5.336	5.338	(1.200)	198	61179	10.0000	8.8	80.00- 120.00	100.00
5.335	5.338	(1.200)	97	41767			34.93- 94.93	68.27
5.335	5.338	(1.200)	65	31024			24.79- 84.79	50.71
39 a,a-Dimethylphenethylamine						CAS #: 122-09-8		
5.443	5.370	(0.971)	58	136016	10.0000	9.4	70.00- 130.00	100.00(M)
5.441	5.370	(0.970)	91	42883			64.34- 124.34	31.53
5.440	5.370	(0.970)	65	24940			12409.05-12469.05	18.34
* 43 Naphthalene-d8						CAS #: 1146-65-2		
5.607	5.610	(1.000)	136	950379	40.0000		80.00- 120.00	100.00
5.606	5.610	(1.000)	68	52908			0.00- 35.51	5.57

RT	EXP RT	REL RT	MASS	RESPONSE	AMOUNTS CAL-AMT (ug/ml)	AMOUNTS ON-COL (ug/ml)	TARGET RANGE	RATIO
46 2,6-Dichlorophenol						CAS #: 87-65-0		
5.689	5.691	(1.015)	162	70613	10.0000	8.9	70.00- 130.00	100.00
5.688	5.691	(1.014)	63	54851			8424.37-8484.37	77.68
5.688	5.691	(1.015)	98	20758			164.07- 224.07	29.40
47 Hexachloropropene						CAS #: 1888-71-7		
5.712	5.712	(1.019)	213	100424	10.0000	9.5	80.00- 120.00	100.00
5.712	5.712	(1.019)	215	62141			34.61- 94.61	61.88
5.711	5.712	(1.019)	117	19185			0.00- 50.39	19.10
49 N-Nitrosodi-n-butylamine						CAS #: 924-16-3		
5.989	6.287	(1.068)	84	66018	10.0000	8.6	70.00- 130.00	100.00
5.989	6.287	(1.068)	57	41177			1288.18-1348.18	62.37
5.988	6.287	(1.068)	41	33141			66.46- 126.46	50.20
52 Isosafrole						CAS #: 120-58-1		
6.198	6.619	(1.105)	162	72082	10.0000	9.4	70.00- 130.00	100.00
6.198	6.619	(1.105)	104	53732			0.00- 46.22	74.54
6.199	6.619	(1.106)	131	33757			37.69- 97.69	46.83
56 1,2,4,5-Tetrachlorobenzene						CAS #: 95-94-3		
6.450	6.452	(0.883)	216	112420	10.0000	9.0	80.00- 120.00	100.00
6.450	6.452	(0.883)	214	88106			48.19- 108.19	78.37
6.449	6.452	(0.883)	108	22033			0.00- 47.81	19.60
60 Safrole						CAS #: 94-59-7		
6.701	6.619	(1.195)	162	69459	10.0000	9.6	70.00- 130.00	100.00
6.701	6.619	(1.195)	104	43548			0.00- 46.22	62.70
6.701	6.619	(1.195)	77	28312			0.00- 57.00	40.76
64 1,4-Naphthoquinone						CAS #: 130-15-4		
6.930	6.642	(0.949)	158	61149	10.0000	8.7	70.00- 130.00	100.00
6.929	6.642	(0.949)	102	55333			523.56- 583.56	90.49
6.929	6.642	(0.949)	130	28745			0.00- 46.52	47.01
66 1,3-Dinitrobenzene						CAS #: 99-65-0		
7.067	7.368	(0.968)	168	30479	10.0000	9.2	70.00- 130.00	100.00
7.065	7.368	(0.968)	75	41540			98.40- 158.40	136.29
7.065	7.368	(0.968)	50	21636			177.84- 237.84	70.99
* 70 Acenaphthene-d10						CAS #: 15067-26-2		
7.302	7.305	(1.000)	164	655653	40.0000		80.00- 120.00	100.00
7.302	7.305	(1.000)	162	630453			64.73- 124.73	96.16
7.302	7.305	(1.000)	160	292064			12.46- 72.46	44.55
73 Pentachlorobenzene						CAS #: 608-93-5		
7.465	7.467	(1.022)	250	109896	10.0000	9.1	80.00- 120.00	100.00
7.465	7.467	(1.022)	252	70576			34.92- 94.92	64.22
7.464	7.467	(1.022)	108	30632			0.00- 56.94	27.87
77 1-Naphthylamine						CAS #: 134-32-7		
7.579	7.837	(1.038)	143	108631	10.0000	9.5	70.00- 130.00	100.00
7.578	7.837	(1.038)	115	62079			7143.21-7203.21	57.15

RT	EXP RT	REL RT	MASS	RESPONSE	AMOUNTS CAL-AMT (ug/ml)	AMOUNTS ON-COL (ug/ml)	TARGET RANGE	RATIO
77 1-Naphthylamine (continued)								
7.577	7.837	(1.038)	89	12749			2068.79-2128.79	11.74
78 2,3,4,6-Tetrachlorophenol						CAS #: 58-90-2		
7.632	7.634	(1.045)	232	59926	10.0000	9.0	70.00- 130.00	100.00
7.630	7.634	(1.045)	168	15097			42.05- 102.05	25.19
7.630	7.634	(1.045)	131	23462			9.10- 69.10	39.15
79 2-Naphthylamine						CAS #: 91-59-8		
7.656	7.837	(1.048)	143	144153	10.0000	9.6	70.00- 130.00	100.00
7.656	7.837	(1.048)	115	82931			7143.21-7203.21	57.53
7.656	7.837	(1.048)	116	32031			667.96- 727.96	22.22
83 5-Nitro-ortho-toluidine						CAS #: 99-55-8		
7.851	7.896	(1.075)	152	51984	10.0000	8.9	70.00- 130.00	100.00
7.851	7.896	(1.075)	106	41072			505.60- 565.60	79.01
7.850	7.896	(1.075)	77	68089			735.48- 795.48	130.98
90 1,3,5-Trinitrobenzene						CAS #: 99-35-4		
8.212	8.152	(1.125)	75	122176	10.0000	10.6	70.00- 130.00	100.00
8.212	8.152	(1.125)	74	76542			50.14- 110.14	62.65
8.213	8.152	(1.125)	213	45564			40.88- 100.88	37.29
89 Diallate						CAS #: 2303-16-4		
8.232	8.081	(1.127)	86	72939	10.0000	9.0	70.00- 130.00	100.00(M)
8.232	8.081	(1.127)	43	70519			0.00- 38.70	96.68
8.232	8.081	(1.127)	234	51444			0.00- 39.00	70.53
92 Phenacetin						CAS #: 62-44-2		
8.254	8.384	(0.942)	109	90110	10.0000	10.2	70.00- 130.00	100.00
8.254	8.384	(0.942)	108	89585			77.38- 137.38	99.42
8.254	8.384	(0.942)	179	51679			133.19- 193.19	57.35
91 p-Phenylenediamine						CAS #: 106-50-3		
8.254	8.082	(0.942)	108	89585	10.0000	9.3	70.00- 130.00	100.00
8.253	8.082	(0.942)	80	24205			1858.68-1918.68	27.02
8.253	8.082	(0.942)	53	10037			5306.16-5366.16	11.20
97 Pentachloronitrobenzene						CAS #: 82-68-8		
8.587	8.589	(0.980)	237	42770	10.0000	9.4	80.00- 120.00	100.00
8.586	8.589	(0.980)	295	15930			7.36- 67.36	37.25
8.585	8.589	(0.980)	142	31285			42.99- 102.99	73.15
98 4-Aminobiphenyl						CAS #: 92-67-1		
8.571	8.584	(0.979)	169	215358	10.0000	9.8	70.00- 130.00	100.00
8.571	8.584	(0.979)	168	43953			0.00- 49.63	20.41
8.570	8.584	(0.978)	115	23750			0.00- 40.98	11.03
99 Pronamide						CAS #: 23950-58-5		
8.627	8.781	(0.985)	173	98768	10.0000	9.1	70.00- 130.00	100.00
8.627	8.781	(0.985)	175	67009			2051.90-2111.90	67.84
8.627	8.781	(0.985)	145	38852			63.94- 123.94	39.34

RT	EXP RT	REL RT	MASS	RESPONSE	AMOUNTS CAL-AMT (ug/ml)	AMOUNTS ON-COL (ug/ml)	TARGET RANGE	RATIO
* 100 Phenanthrene-d10						CAS #: 1517-22-2		
8.758	8.761	(1.000)	188	1266563	40.0000		80.00- 120.00	100.00
8.757	8.761	(1.000)	94	77001			0.00- 36.35	6.08
8.757	8.761	(1.000)	80	95376			0.00- 37.82	7.53
102 Dinoseb						CAS #: 88-85-7		
8.751	8.753	(0.999)	211	50485	10.0000	9.8	80.00- 120.00	100.00
8.750	8.753	(0.999)	163	19804			7.77- 67.77	39.23
8.750	8.753	(0.999)	117	10181			0.00- 52.05	20.17
106 4-Nitroquinoline-1-oxide						CAS #: 56-57-5		
9.540	9.334	(1.089)	174	3801	10.0000	10.1	70.00- 130.00	100.00(Q)
9.539	9.334	(1.089)	128	8014			429.24- 489.24	210.84
9.539	9.334	(1.089)	101	13703			988.96-1048.96	360.51
107 Methapyrilene						CAS #: 91-80-5		
9.610	10.322	(1.097)	97	3600	10.0000	8.5	70.00- 130.00	100.00(M)
9.610	10.322	(1.097)	58	3254			11.52- 71.52	90.39
9.604	10.322	(1.097)	191	209			0.00- 52.18	5.81
108 Isodrin						CAS #: 465-73-6		
9.800	10.279	(1.119)	193	36940	10.0000	9.6	70.00- 130.00	100.00
9.798	10.279	(1.119)	66	33439			17952.44-18012.44	90.52
9.800	10.279	(1.119)	195	29694			1135.23-1195.23	80.38
113 Aramite						CAS #: 140-57-8		
10.363	10.370	(0.913)	185	35863	10.0000	9.5	80.00- 120.00	100.00(M)
10.368	10.370	(0.913)	191	17797			21.78- 81.78	49.62
10.294	10.370	(0.907)	319	12008			6.67- 66.67	33.48
114 p-Dimethylamino azobenzene						CAS #: 60-11-7		
10.457	10.323	(0.921)	225	82469	10.0000	8.8	70.00- 130.00	100.00
10.456	10.323	(0.921)	120	74079			99.50- 159.50	89.83
10.455	10.323	(0.921)	77	87473			9.48- 69.48	106.07
115 Chlorobenzilate						CAS #: 510-15-6		
10.501	10.503	(0.925)	251	124012	10.0000	8.6	80.00- 120.00	100.00
10.500	10.503	(0.925)	253	81743			35.78- 95.78	65.92
10.499	10.503	(0.925)	139	115127			60.72- 120.72	92.84
116 Kepone						CAS #: 143-50-0		
10.838	10.840	(0.955)	272	24309	10.0000	9.9	80.00- 120.00	100.00(M)
10.839	10.840	(0.955)	274	18289			51.74- 111.74	75.24
10.839	10.840	(0.955)	237	12706			0.00- 59.52	52.27
117 3,3-Dimethylbenzidine						CAS #: 119-93-7		
10.788	10.799	(0.950)	212	276026	10.0000	9.8	70.00- 130.00	100.00
10.787	10.799	(0.950)	106	15819			2299.94-2359.94	5.73
10.788	10.799	(0.950)	180	18409			6.44- 66.44	6.67
119 2-Acetylaminofluorene						CAS #: 53-96-3		
11.033	10.324	(0.972)	181	140685	10.0000	8.6	70.00- 130.00	100.00
11.034	10.324	(0.972)	223	93143			491.83- 551.83	66.21

RT	EXP RT	REL RT	MASS	RESPONSE	AMOUNTS CAL-AMT (ug/ml)	AMOUNTS ON-COL (ug/ml)	TARGET RANGE	RATIO
119 2-Acetylaminofluorene (continued)								
11.033	10.324	(0.972)	180	114838			639.65- 699.65	81.63
* 121 Chrysene-d12						CAS #: 1719-03-5		
11.352	11.359	(1.000)	240	1581923	40.0000		80.00- 120.00	100.00
11.351	11.359	(1.000)	120	84077			0.00- 36.38	5.31
11.352	11.359	(1.000)	236	424104			0.00- 57.06	26.81
126 7,12-Dimethylbenz(a)anthracen						CAS #: 57-97-6		
12.316	12.088	(0.971)	256	200373	10.0000	8.8	70.00- 130.00	100.00
12.316	12.088	(0.971)	241	109815			77.87- 137.87	54.81
12.315	12.088	(0.971)	239	90701			73.24- 133.24	45.27
* 130 Perylene-d12						CAS #: 1520-96-3		
12.679	12.682	(1.000)	264	1592011	40.0000		80.00- 120.00	100.00
12.679	12.682	(1.000)	260	393071			0.00- 54.80	24.69
12.679	12.682	(1.000)	265	363478			0.00- 53.39	22.83
131 3-Methylcholanthrene						CAS #: 56-49-5		
12.938	12.847	(1.020)	268	230708	10.0000	9.0	70.00- 130.00	100.00
12.938	12.847	(1.020)	252	97238			13.23- 73.23	42.15
12.938	12.847	(1.020)	253	86091			6.61- 66.61	37.32
132 Dibenz(a,j)acridine						CAS #: 224-42-0		
13.529	13.755	(1.067)	279	346541	10.0000	9.4	70.00- 130.00	100.00
13.529	13.755	(1.067)	280	82380			0.00- 41.79	23.77
13.528	13.755	(1.067)	277	52335			93.47- 153.47	15.10

QC Flag Legend

Q - Qualifier signal failed the ratio test.
M - Compound response manually integrated.

Data File: \\Svecd04\DD\chem\smsd03.i\S3042312.b\AP9CAL2.D
Date : 23-APR-2012 19:04
Client ID: AP9CAL2
Sample Info: 45960
Purge Volume: 1000.0
Column phase: HPMS-5

Instrument: smsd03.i
Operator: MJ
Column diameter: 0.25

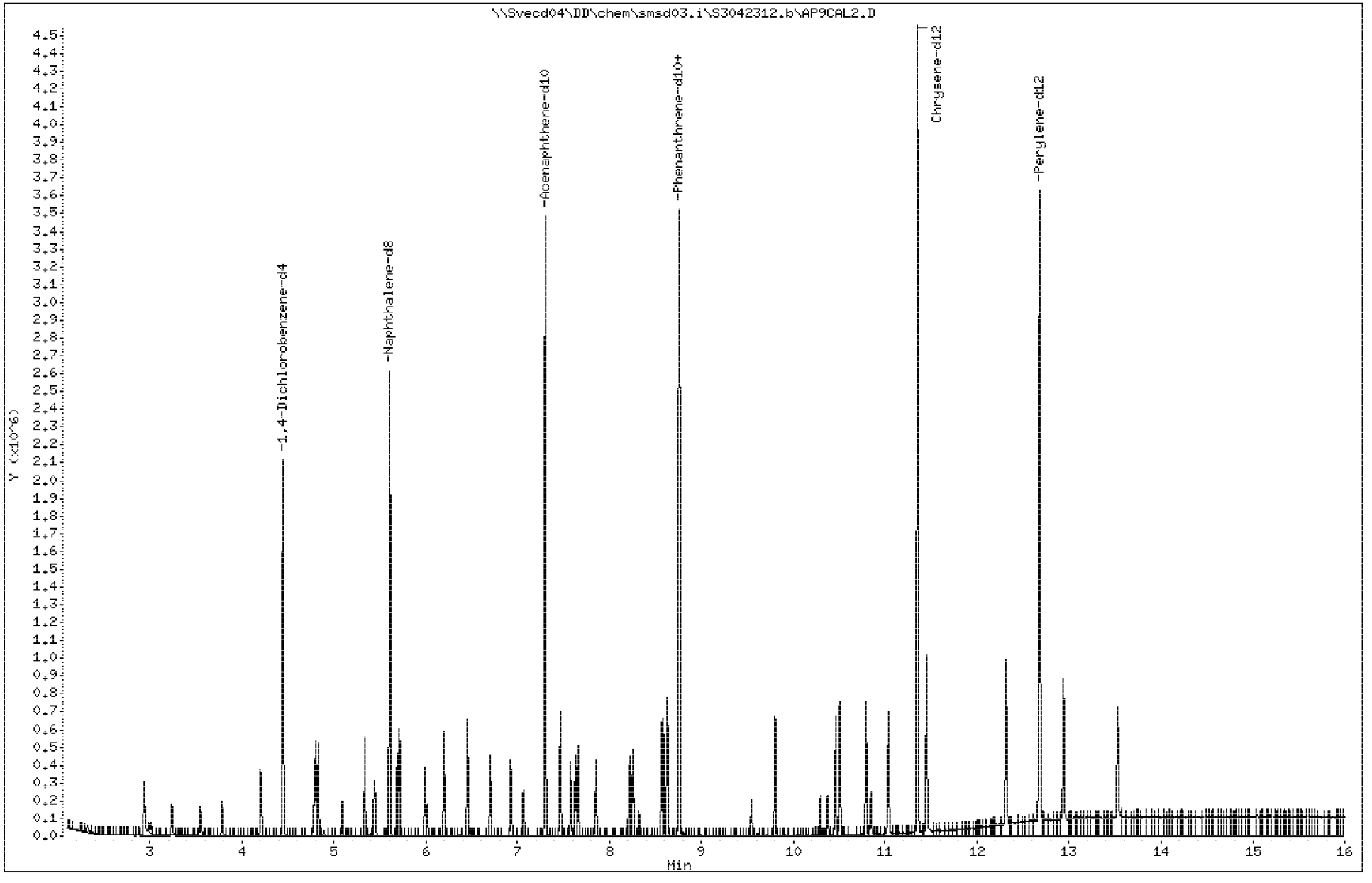

1593

3505892

Data File: \\Svecd04\DD\chem\smsd03.i\S3042312.b\AP9CAL2.D

Date : 23-APR-2012 19:04

Client ID: AP9CAL2 | Instrument: smsd03.i

Sample Info: 45960

Purge Volume: 1000.0 | Operator: MJ

Column phase: HPMS-5 | Column diameter: 0.25

3 2- Picoline | Concentration: 9.1 ug/l

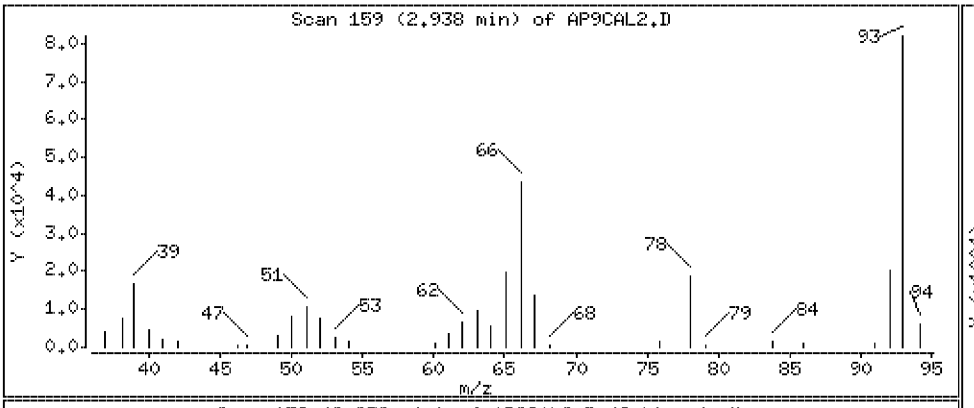

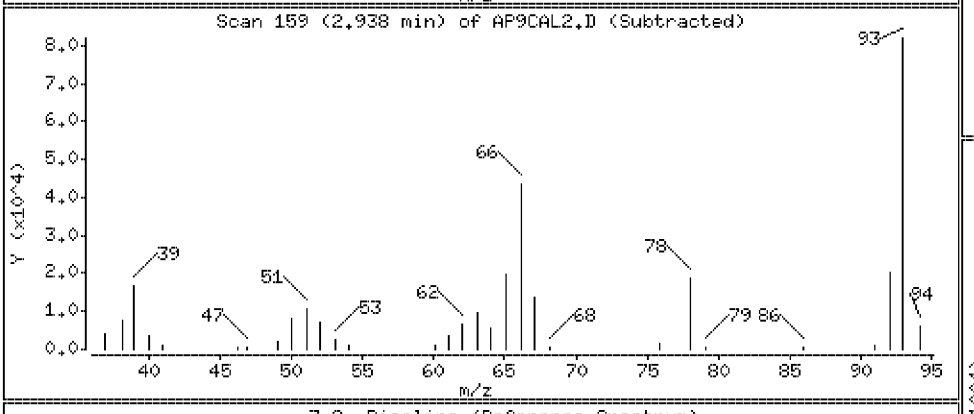

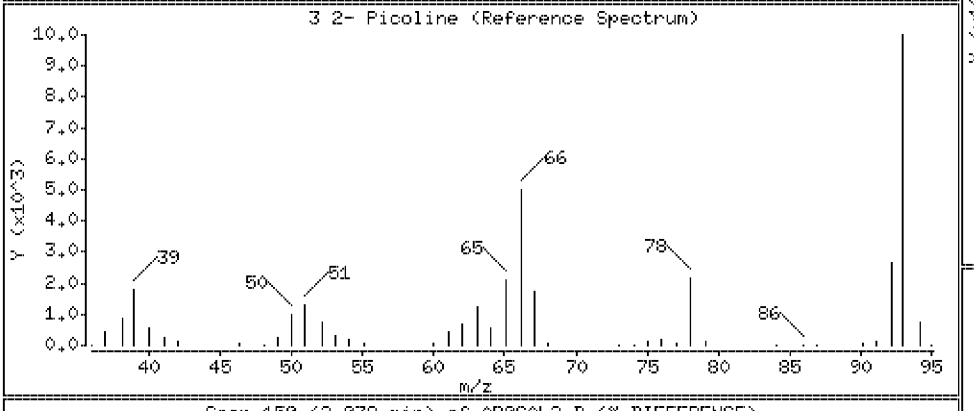

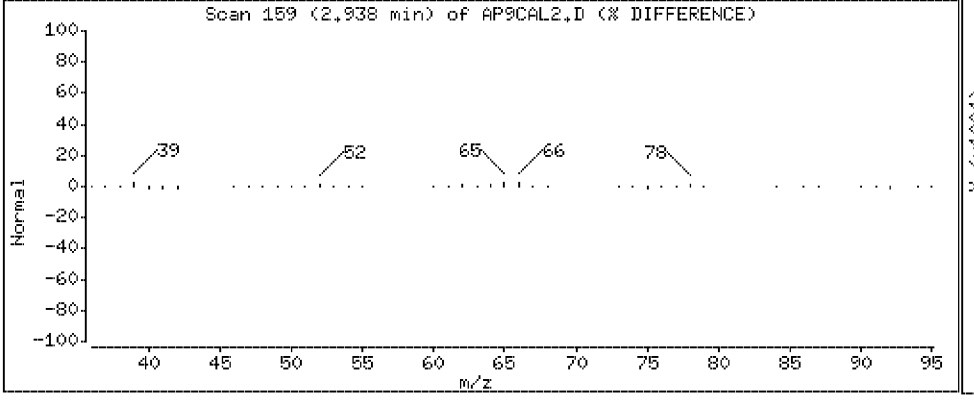

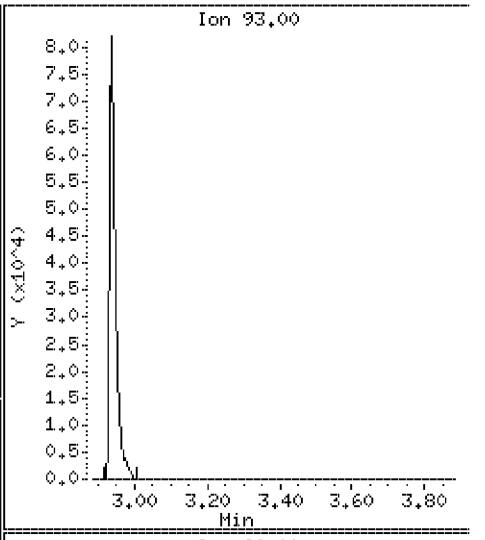

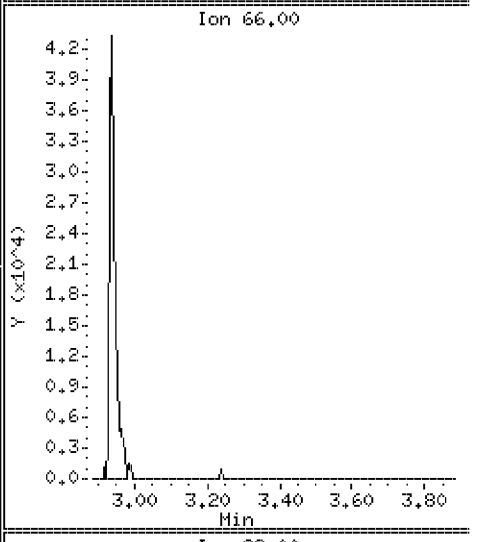

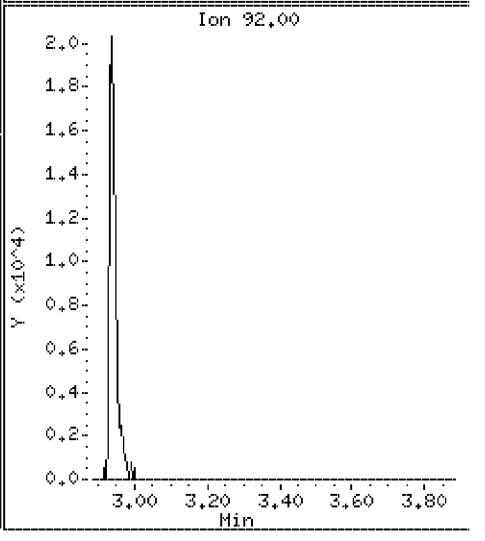

Data File: \\Svecd04\DD\chem\smsd03.i\S3042312.b\AP9CAL2.D

Date : 23-APR-2012 19:04

Client ID: AP9CAL2 Instrument: smsd03.i

Sample Info: 45960

Purge Volume: 1000.0 Operator: MJ

Column phase: HPMS-5 Column diameter: 0.25

4 N-Nitrosomethylethylamine Concentration: 9.5 ug/l

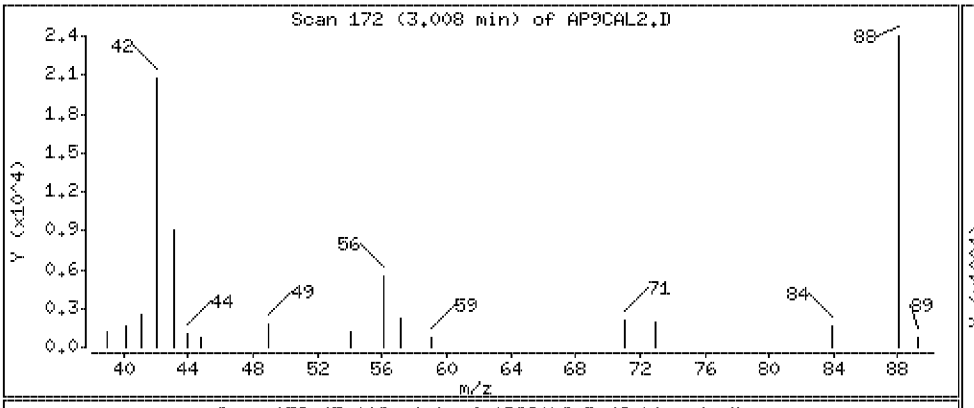

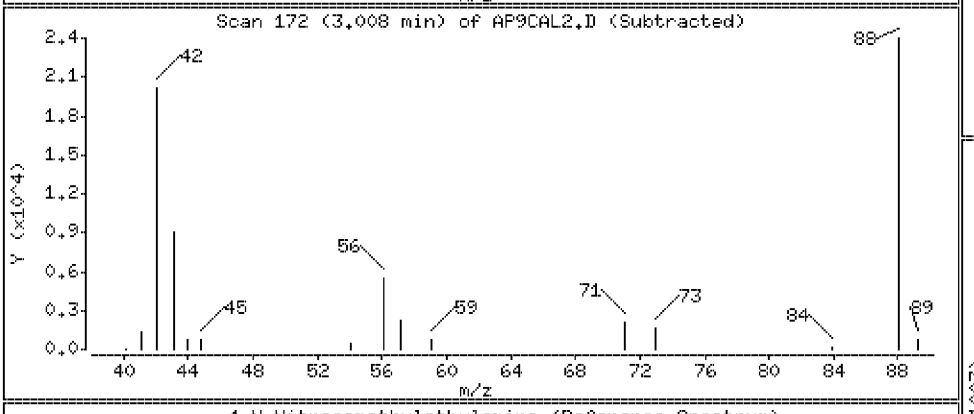

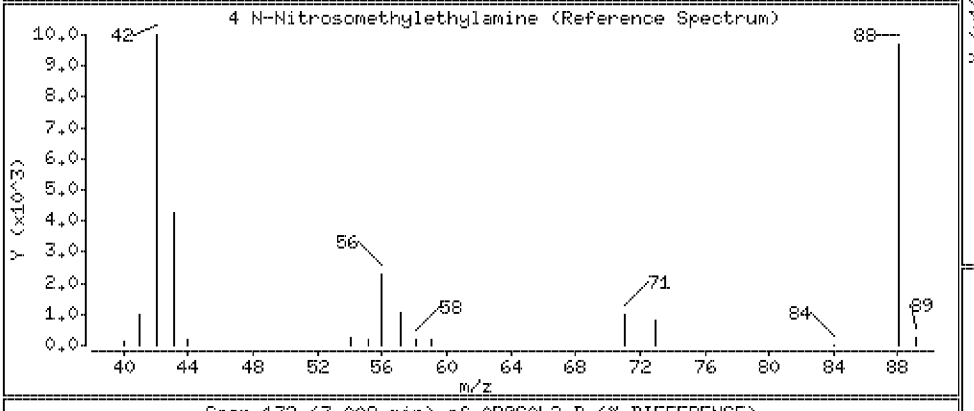

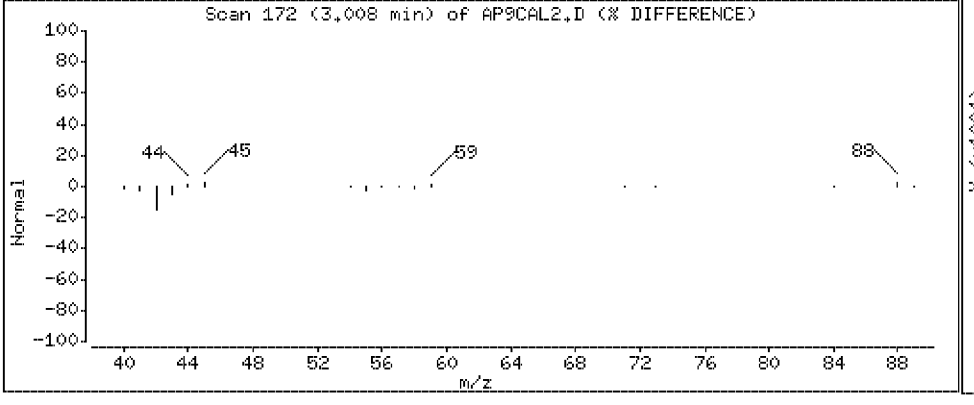

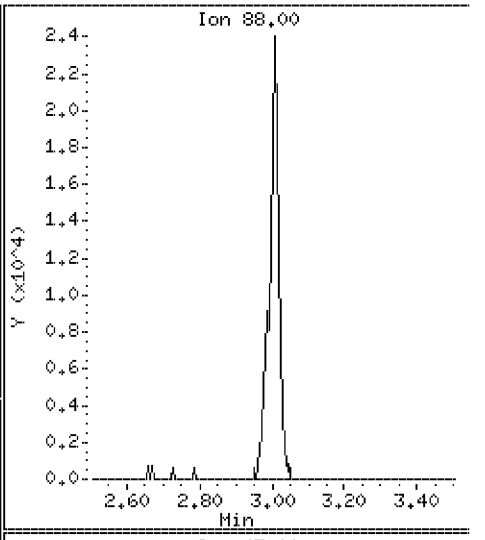

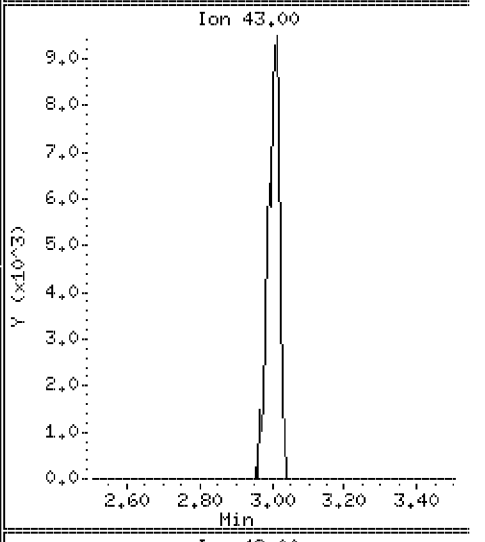

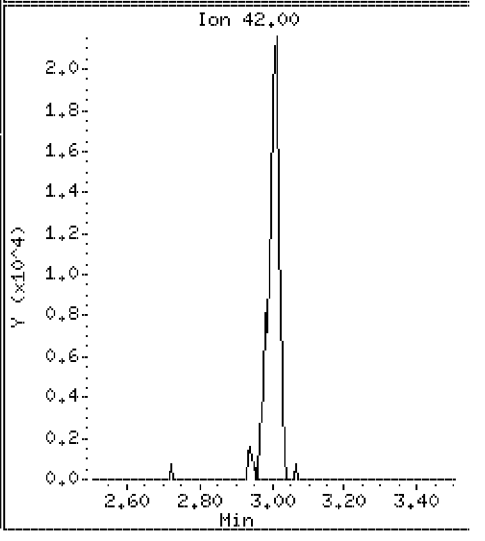

Data File: \\Svecd04\DD\chem\smsd03.i\S3042312.b\AP9CAL2.D

Date : 23-APR-2012 19:04

Client ID: AP9CAL2 | Instrument: smsd03.i

Sample Info: 45960

Purge Volume: 1000.0 | Operator: MJ

Column phase: HPMS-5 | Column diameter: 0.25

5 Methyl Methanesulfonate | Concentration: 9.6 ug/l

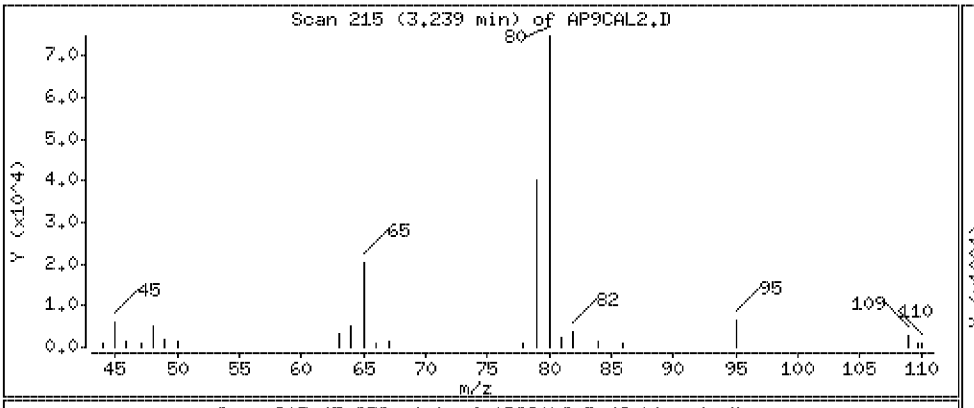

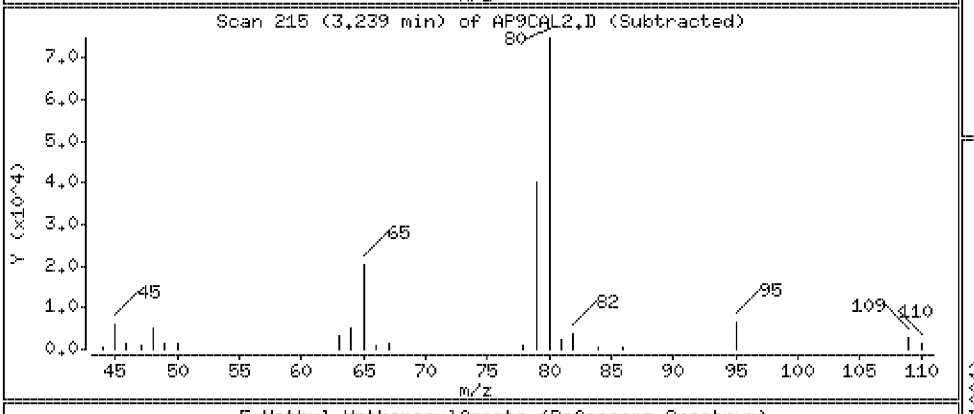

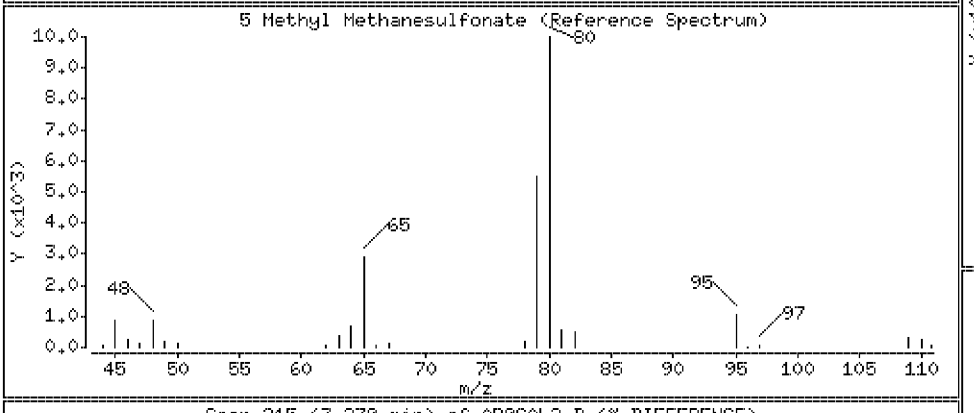

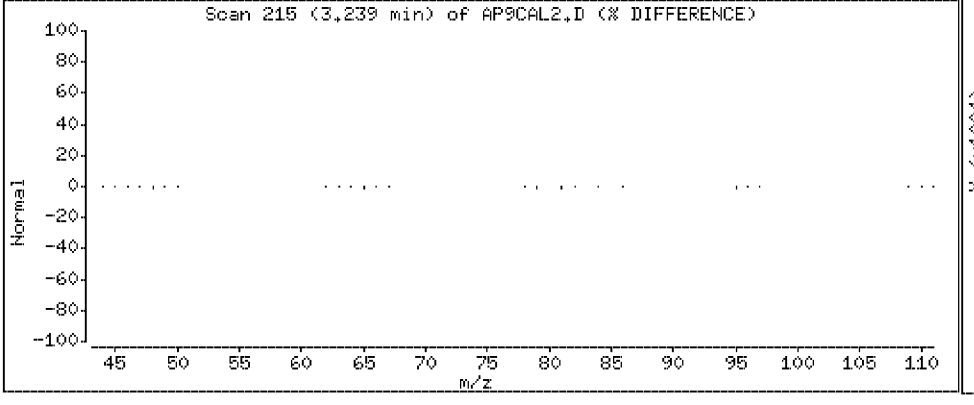

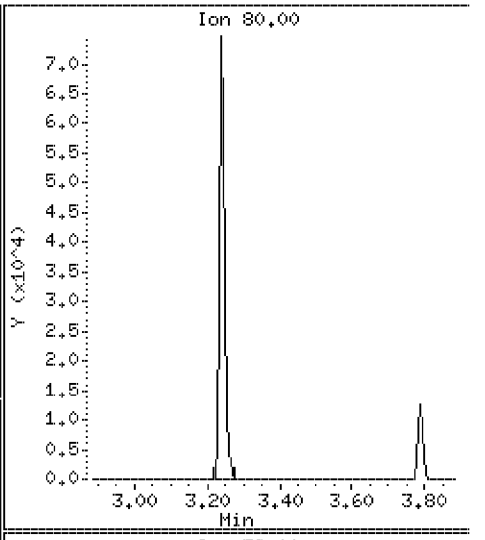

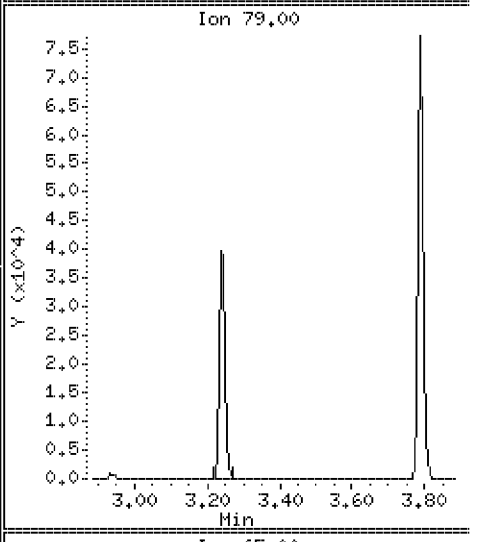

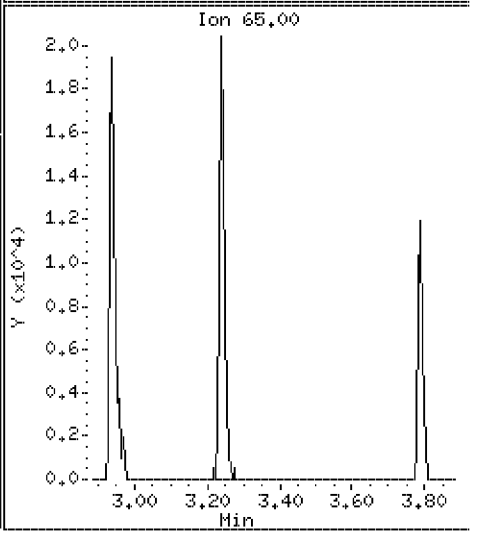

Data File: \\Svecd04\DD\chem\smsd03.i\S3042312.b\AP9CAL2.D

Date : 23-APR-2012 19:04

Client ID: AP9CAL2 Instrument: smsd03.i

Sample Info: 45960

Purge Volume: 1000.0 Operator: MJ

Column phase: HPMS-5 Column diameter: 0.25

7 N-Nitrosodiethylamine Concentration: 9.4 ug/l

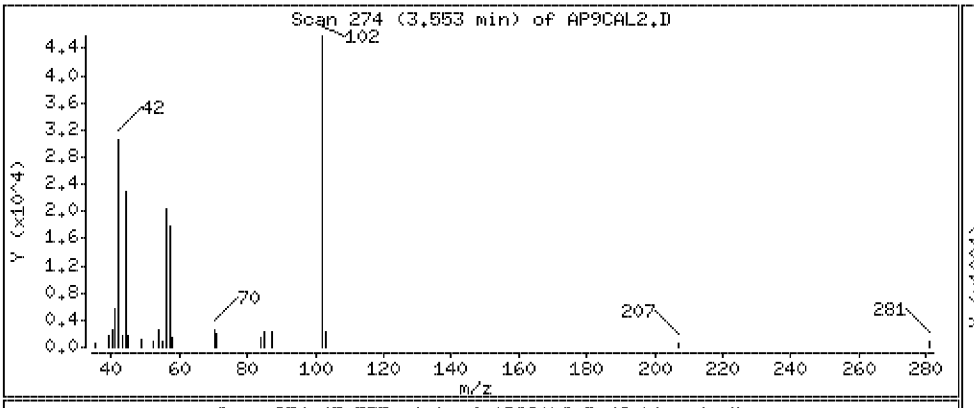

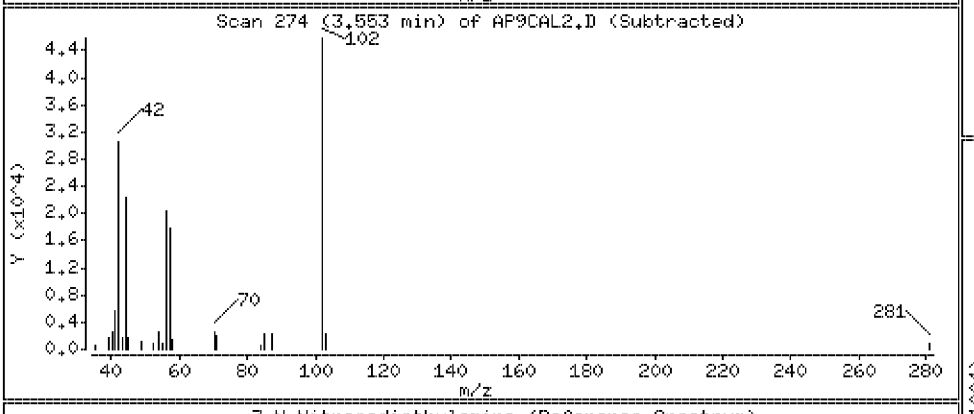

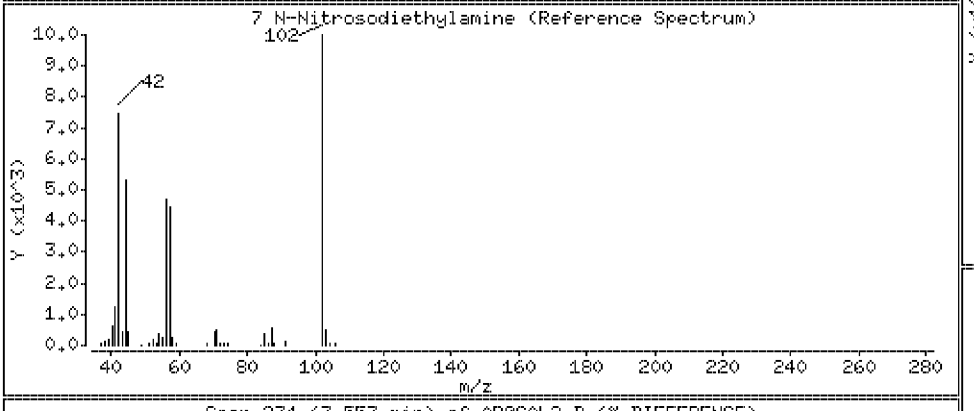

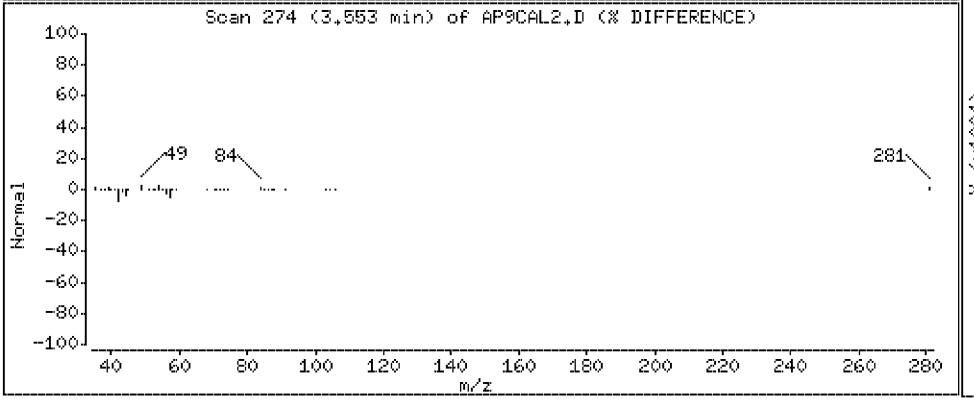

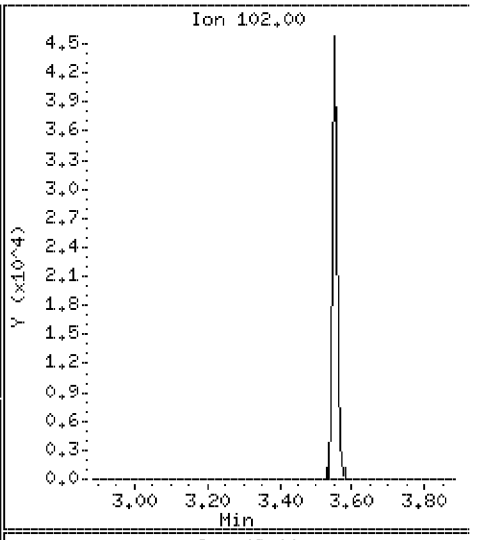

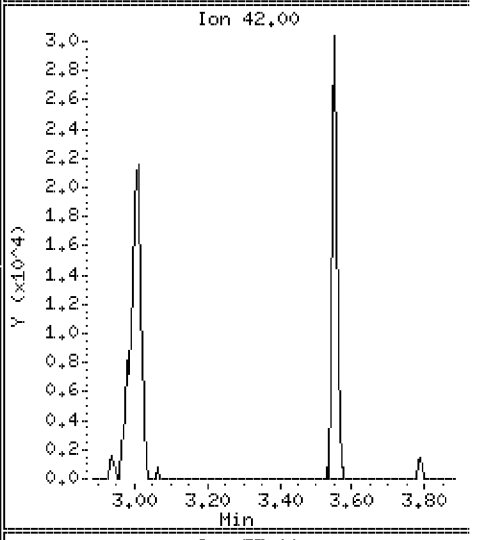

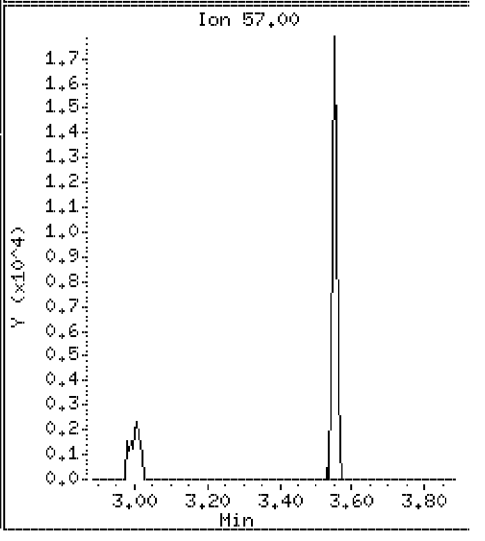

Data File: \\Svecd04\DD\chem\smsd03.i\S3042312.b\AP9CAL2.D

Date : 23-APR-2012 19:04

Client ID: AP9CAL2

Instrument: smsd03.i

Sample Info: 45960

Purge Volume: 1000.0

Operator: MJ

Column phase: HPMS-5

Column diameter: 0.25

8 Ethyl Methanesulfonate

Concentration: 9.7 ug/l

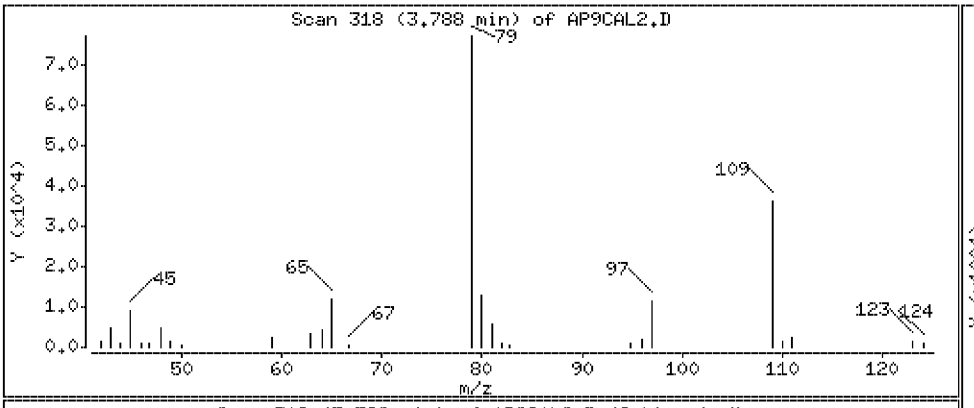

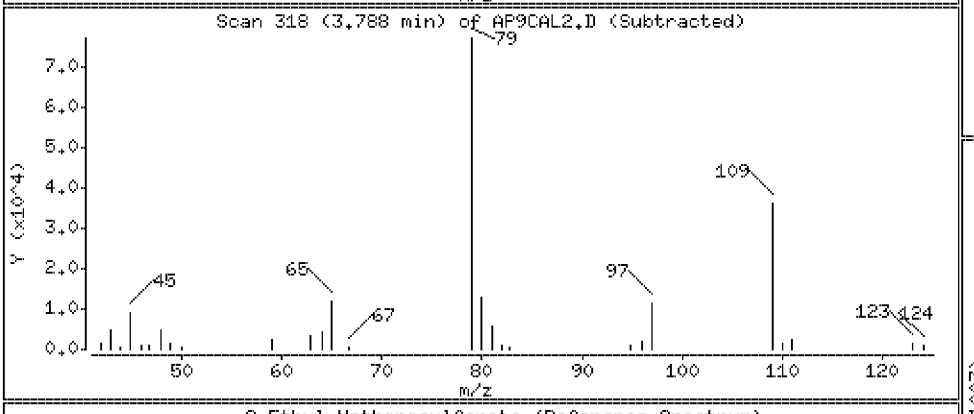

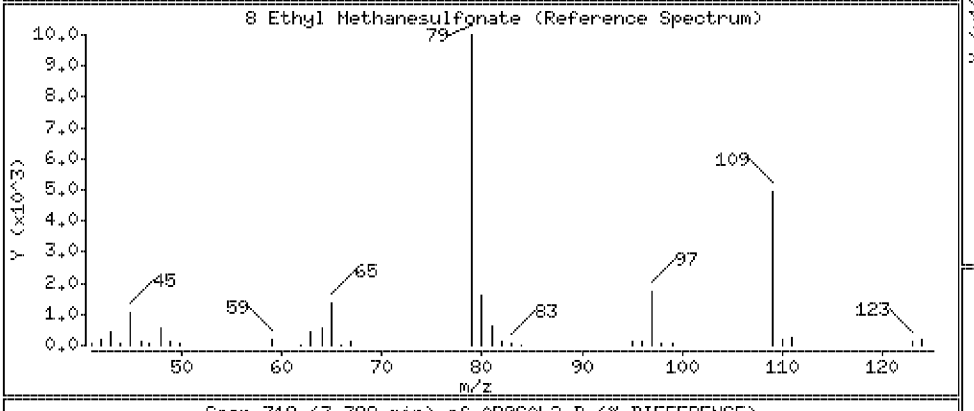

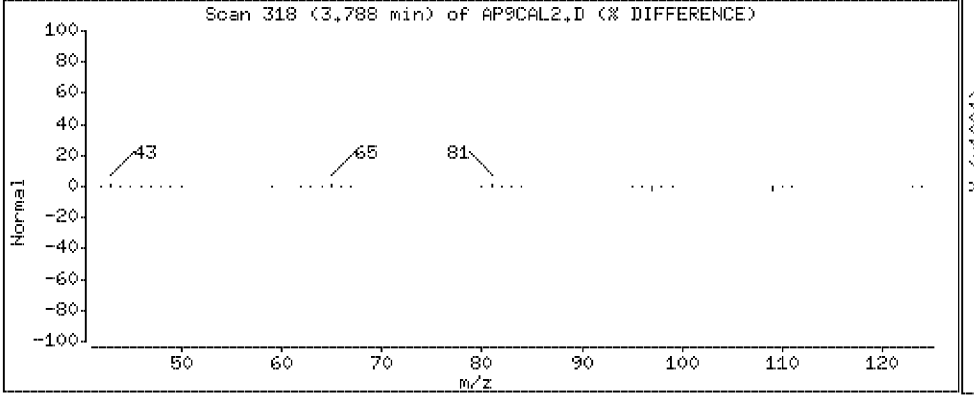

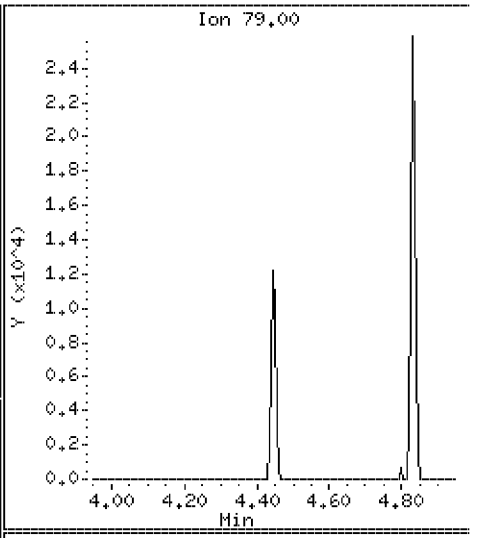

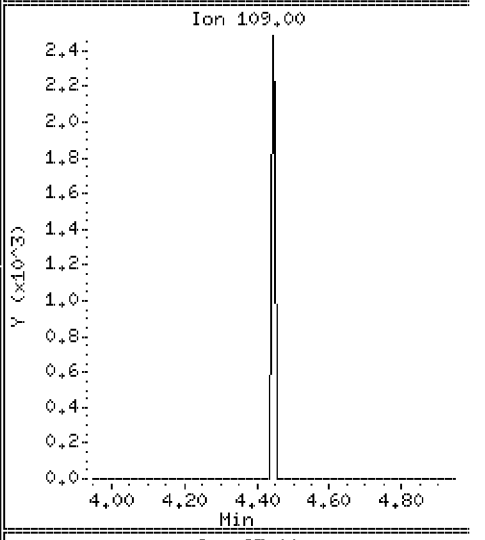

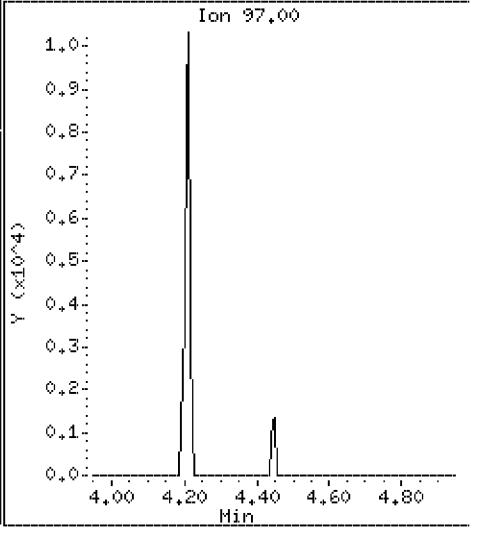

Data File: \\Svecd04\DD\chem\smsd03.i\S3042312.b\AP9CAL2.D

Date : 23-APR-2012 19:04

Client ID: AP9CAL2 Instrument: smsd03.i

Sample Info: 45960

Purge Volume: 1000.0 Operator: MJ

Column phase: HPMS-5 Column diameter: 0.25

12 Pentachloroethane Concentration: 8.9 ug/l

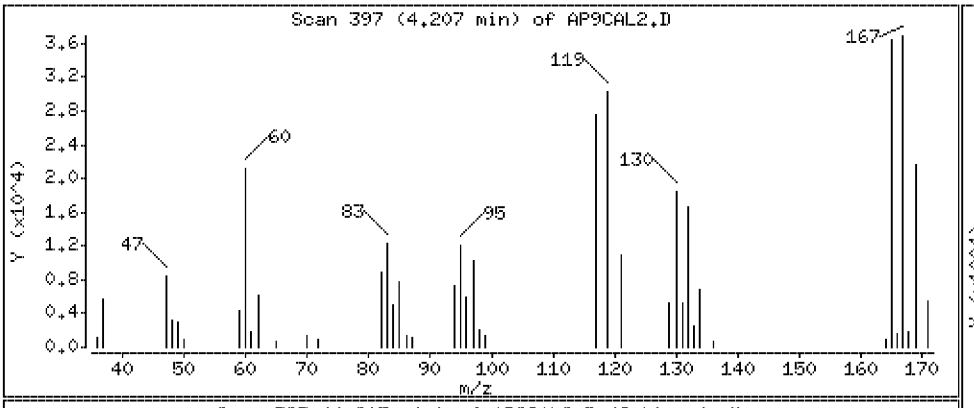

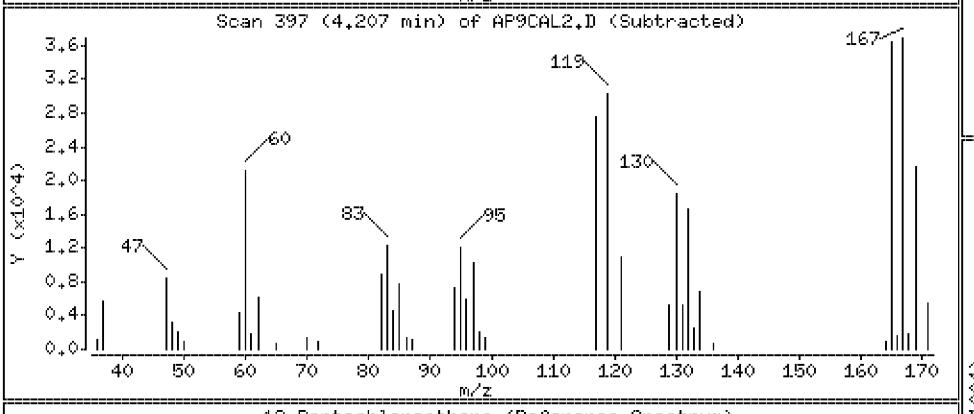

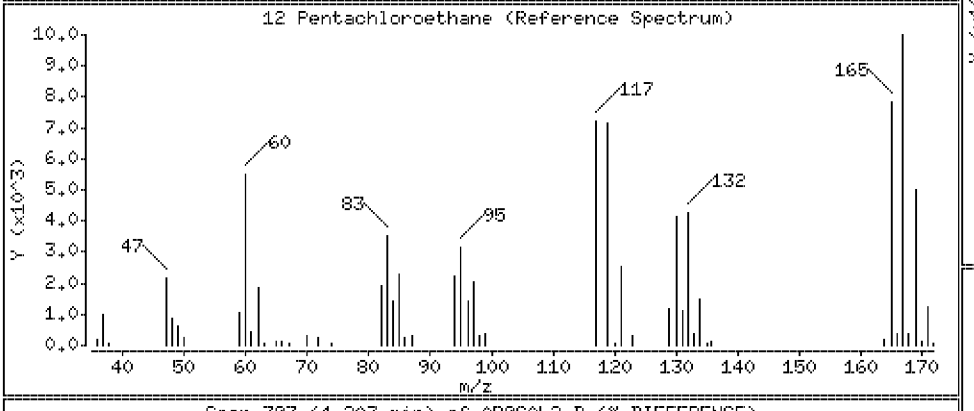

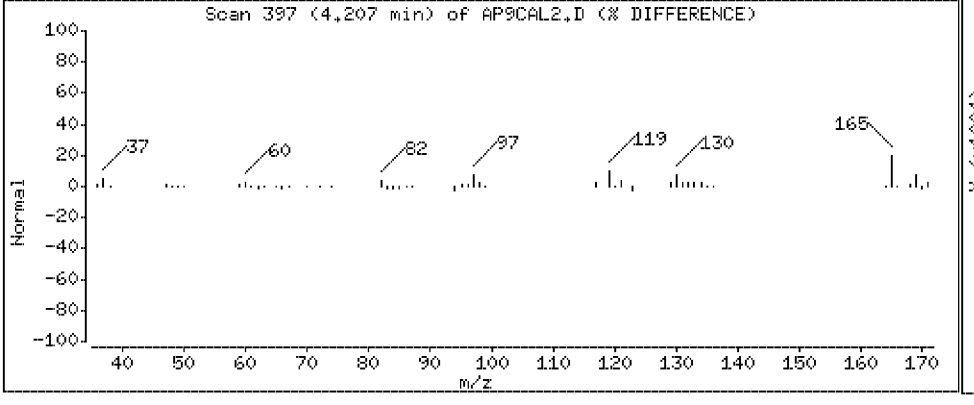

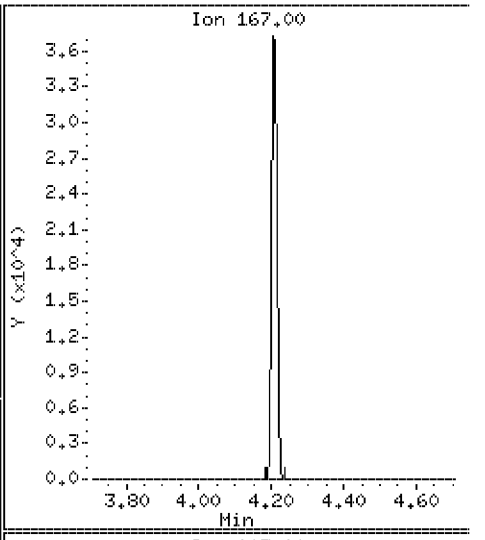

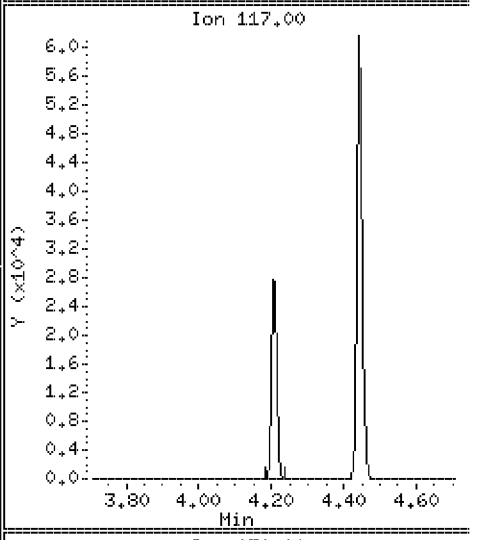

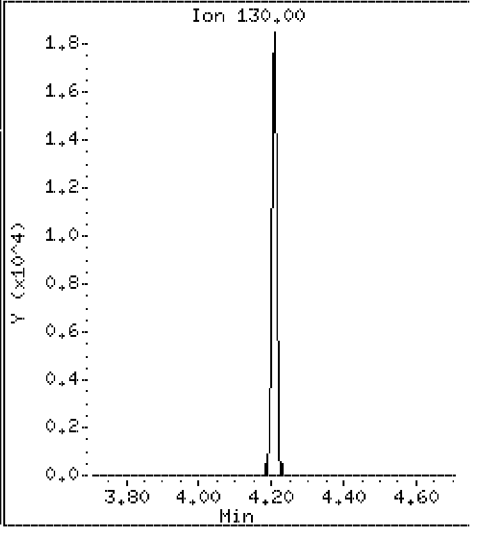

Data File: \\Svecd04\DD\chem\smsd03.i\S3042312.b\AP9CAL2.D

Date : 23-APR-2012 19:04

Client ID: AP9CAL2 Instrument: smsd03.i

Sample Info: 45960

Purge Volume: 1000.0 Operator: MJ

Column phase: HPMS-5 Column diameter: 0.25

24 N-Nitrosopyrrolidine Concentration: 8.9 ug/l

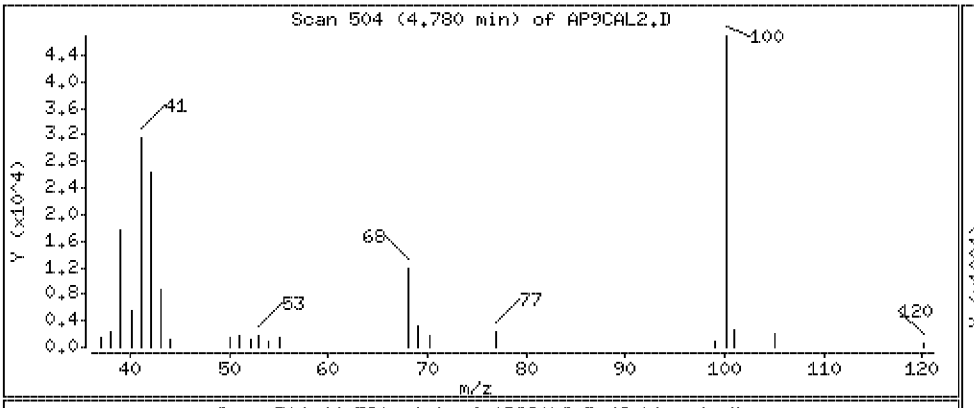

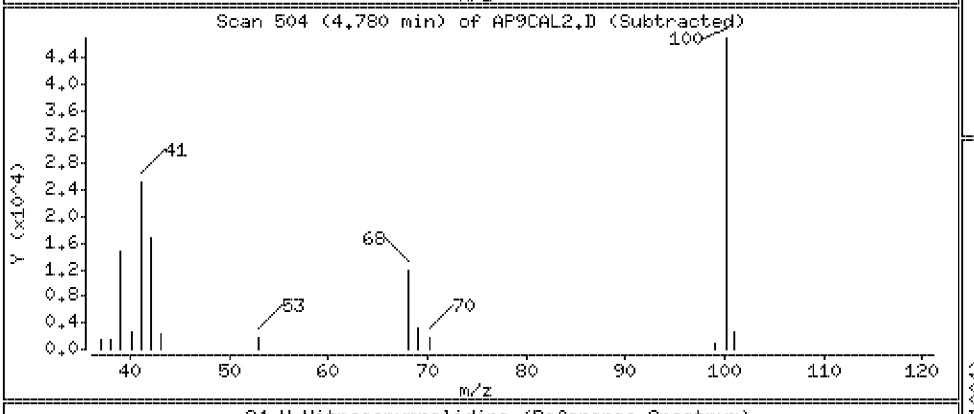

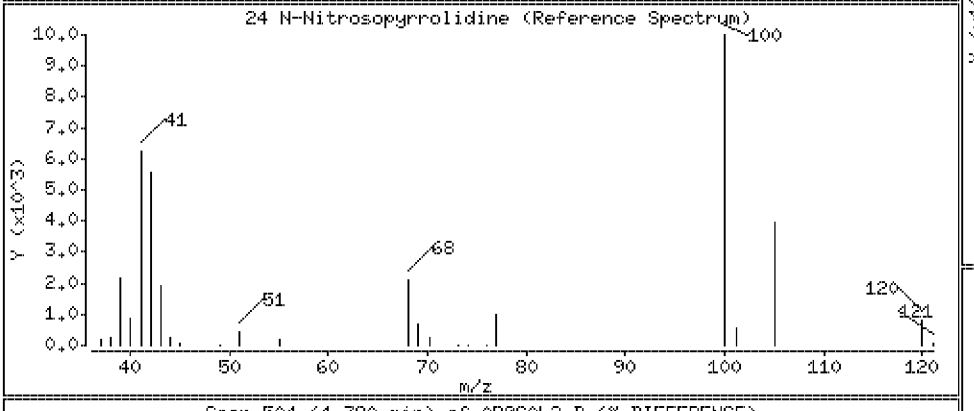

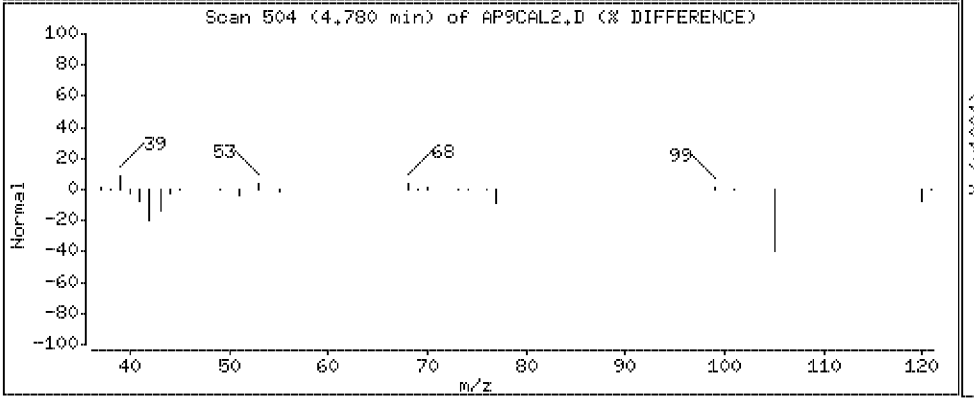

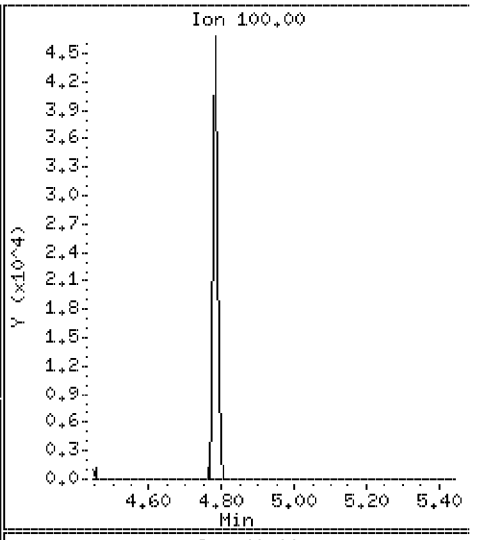

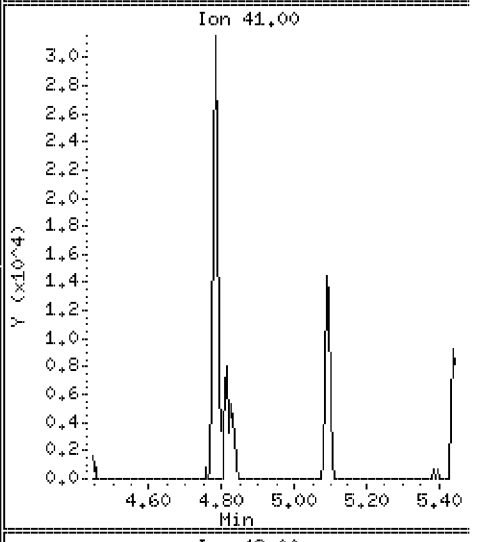

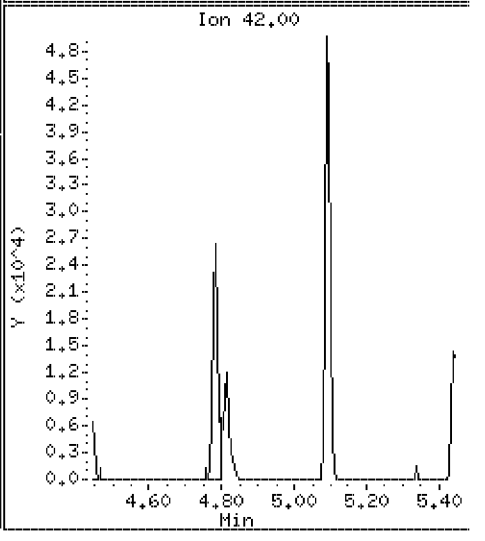

Data File: \\Svecd04\DD\chem\smsd03.i\S3042312.b\AP9CAL2.D

Date : 23-APR-2012 19:04

Client ID: AP9CAL2

Instrument: smsd03.i

Sample Info: 45960

Purge Volume: 1000.0

Operator: MJ

Column phase: HPMS-5

Column diameter: 0.25

25 Acetophenone

Concentration: 9.6 ug/l

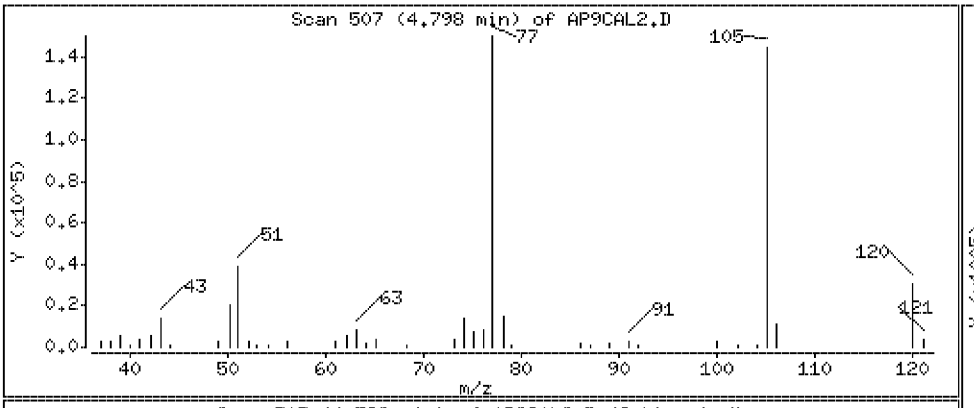

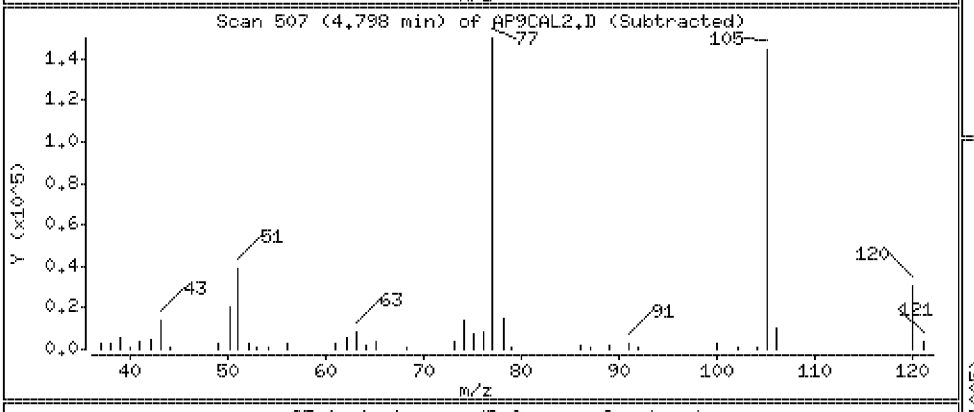

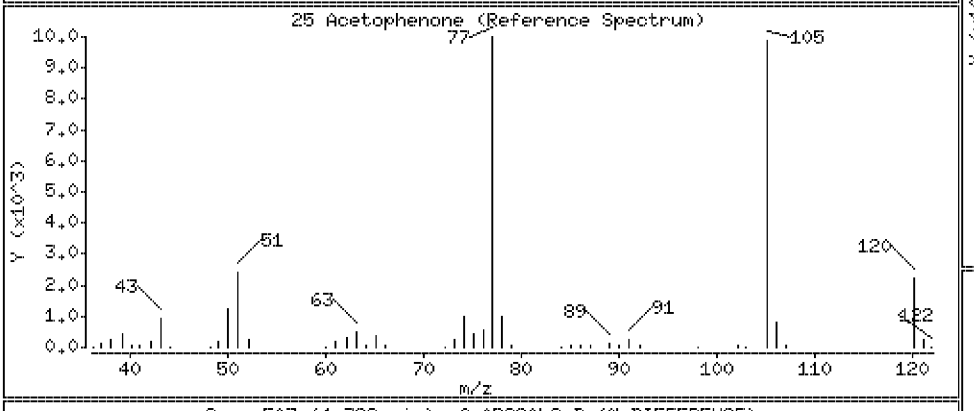

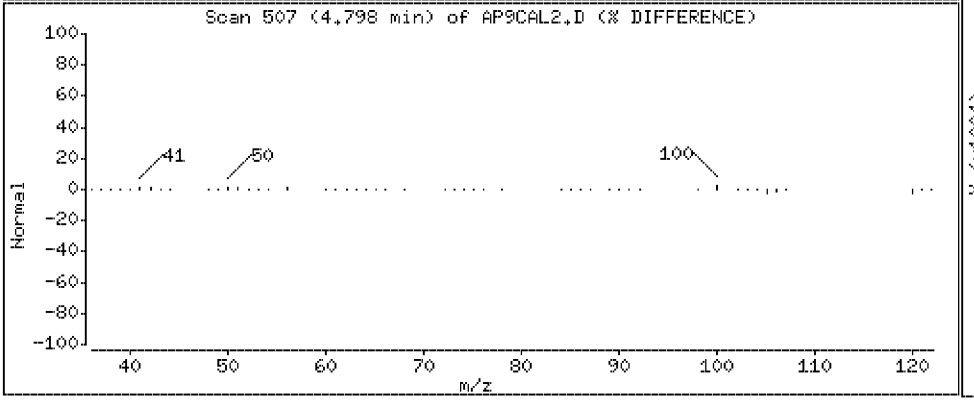

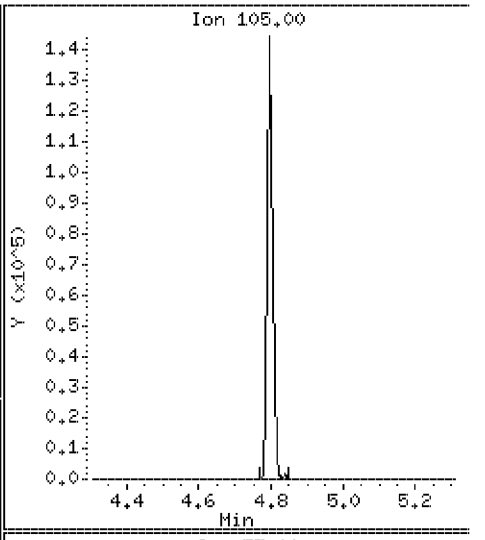

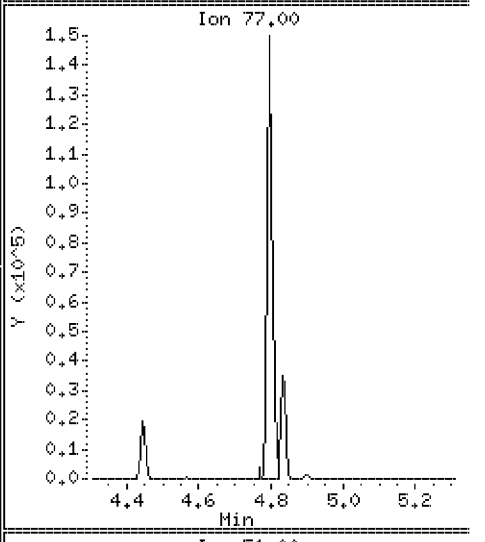

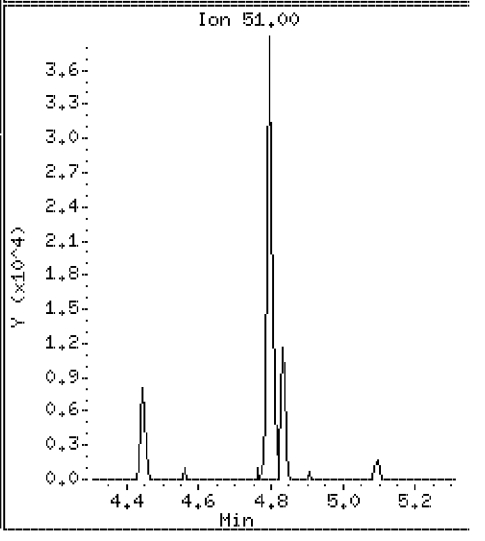

Data File: \\Svecd04\DD\chem\smsd03.i\S3042312.b\AP9CAL2.D

Date : 23-APR-2012 19:04

Client ID: AP9CAL2 Instrument: smsd03.i

Sample Info: 45960

Purge Volume: 1000.0 Operator: MJ

Column phase: HPMS-5 Column diameter: 0.25

27 N-Nitrosomorpholine Concentration: 9.0 ug/l

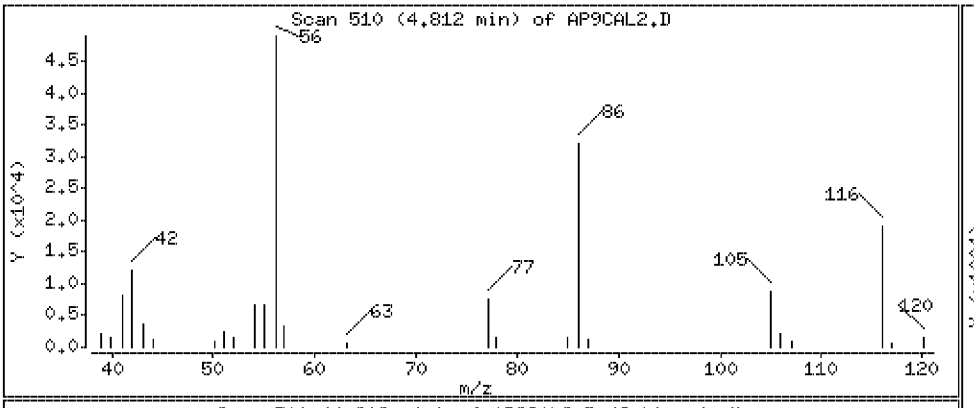

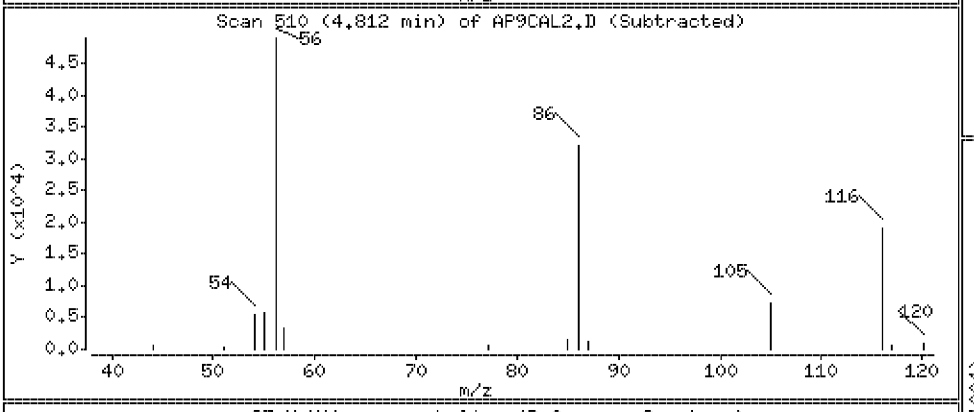

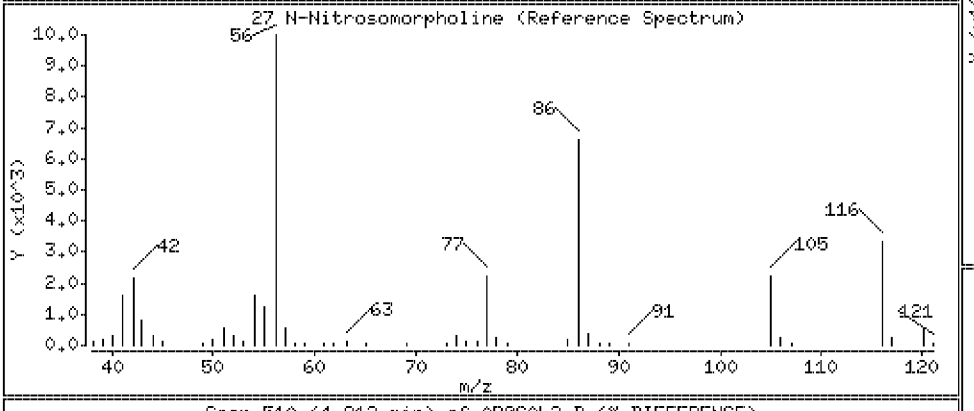

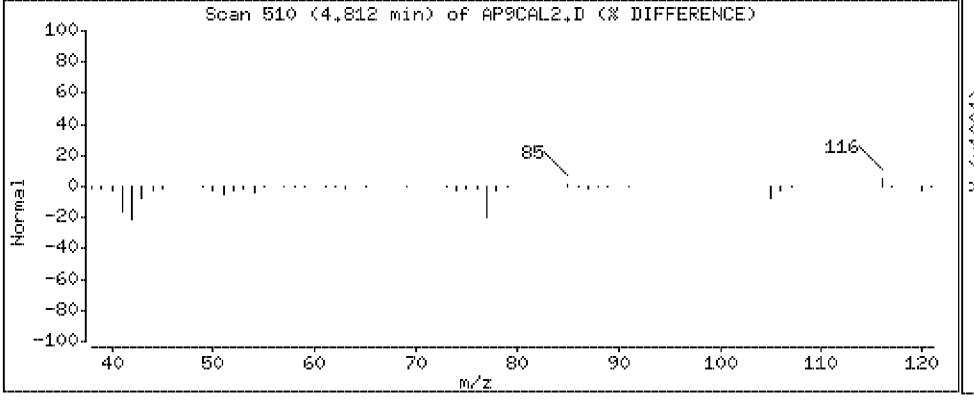

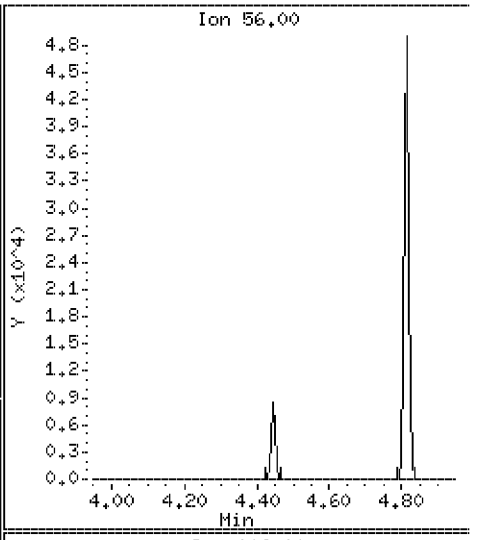

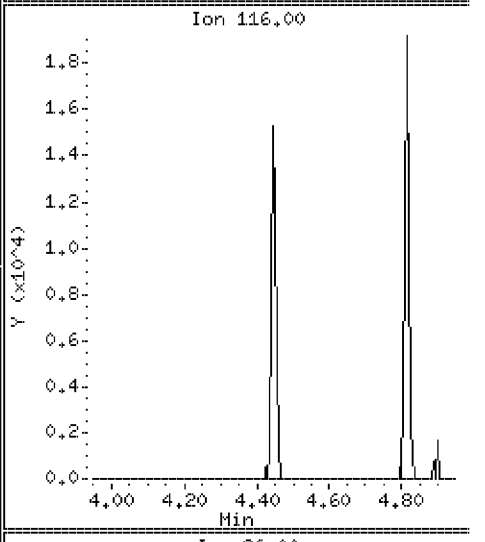

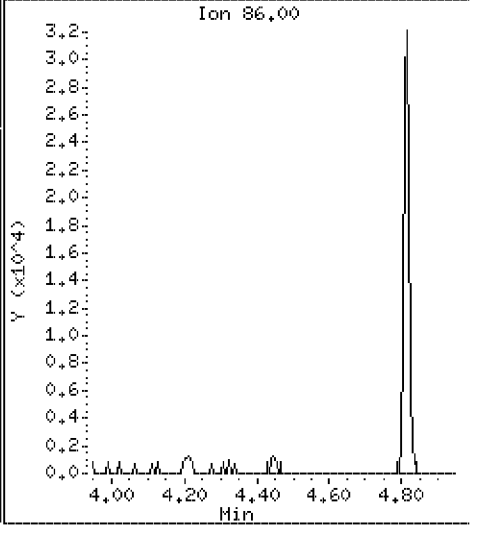

Data File: \\Svecd04\DD\chem\smsd03.i\S3042312.b\AP9CAL2.D

Date : 23-APR-2012 19:04

Client ID: AP9CAL2 | Instrument: smsd03.i

Sample Info: 45960

Purge Volume: 1000.0 | Operator: MJ

Column phase: HPMS-5 | Column diameter: 0.25

29 o-Toluidine | Concentration: 9.0 ug/l

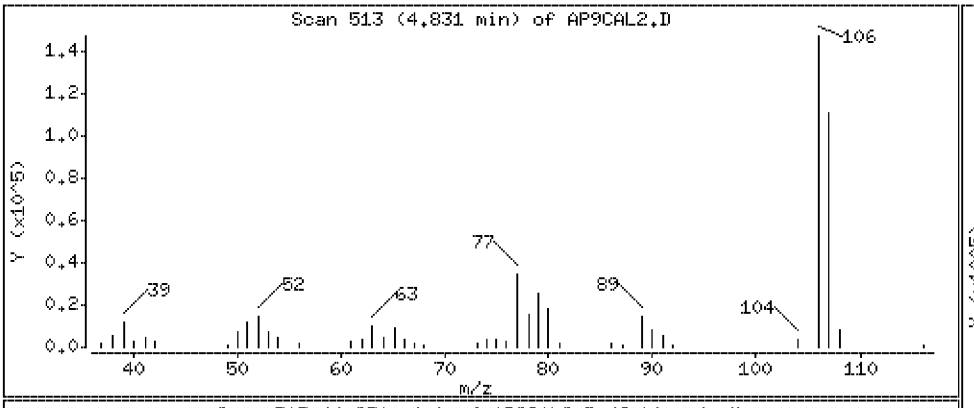

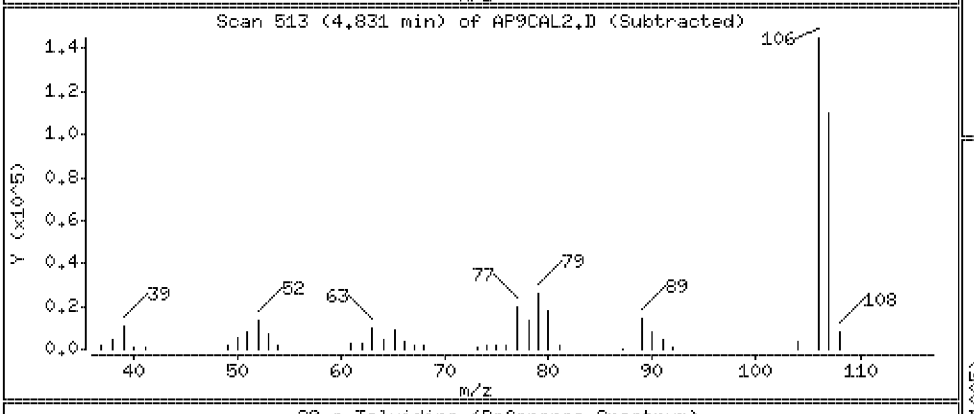

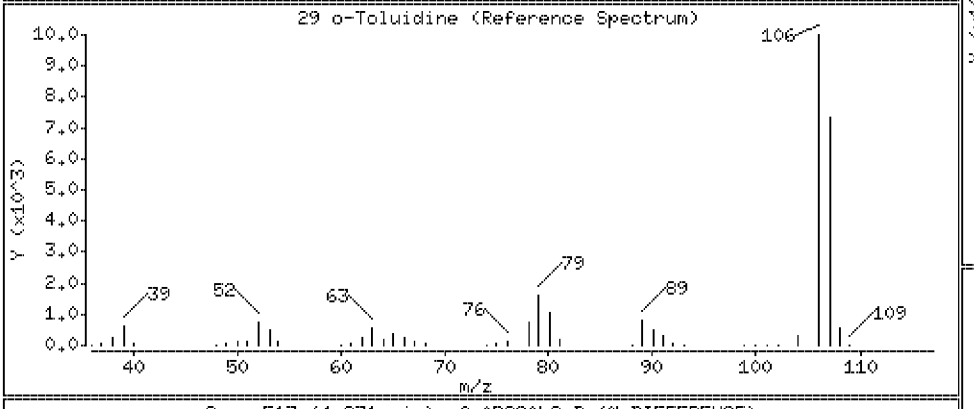

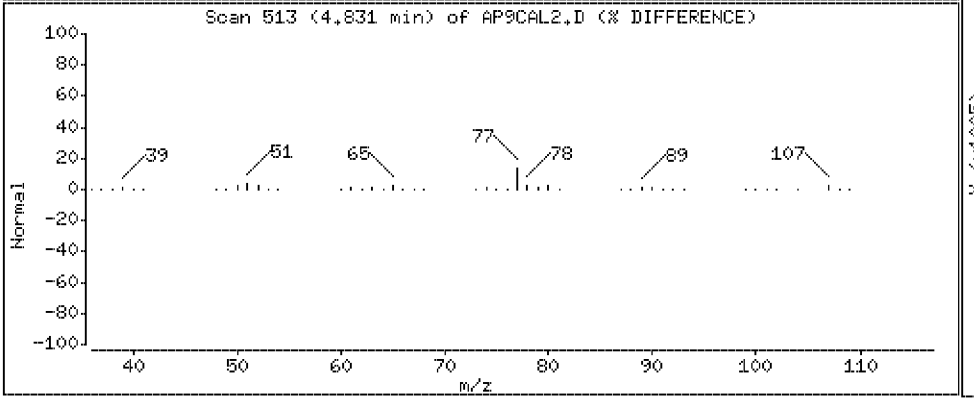

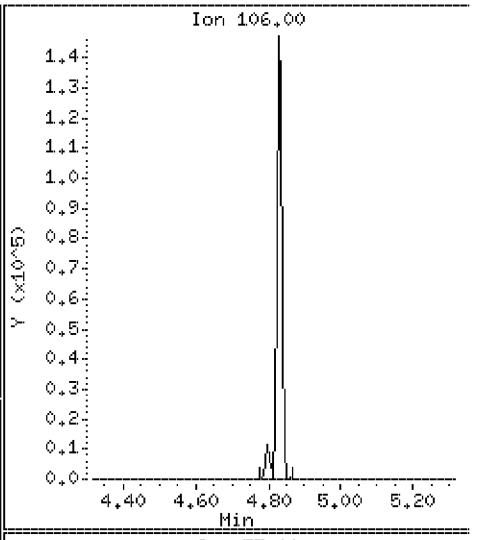

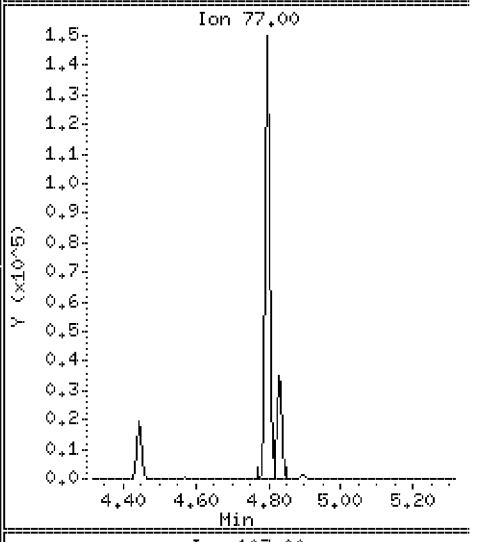

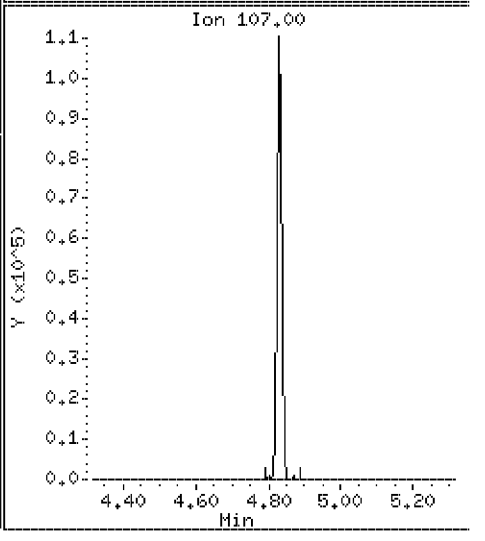

Data File: \\Svecd04\DD\chem\smsd03.i\S3042312.b\AP9CAL2.D

Date : 23-APR-2012 19:04

Client ID: AP9CAL2 Instrument: smsd03.i

Sample Info: 45960

Purge Volume: 1000.0 Operator: MJ

Column phase: HPMS-5 Column diameter: 0.25

33 N-Nitrosopiperidine Concentration: 9.4 ug/l

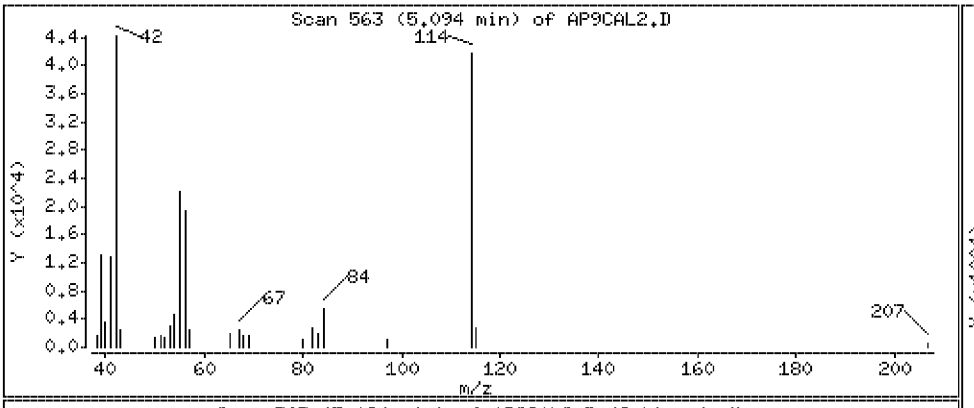

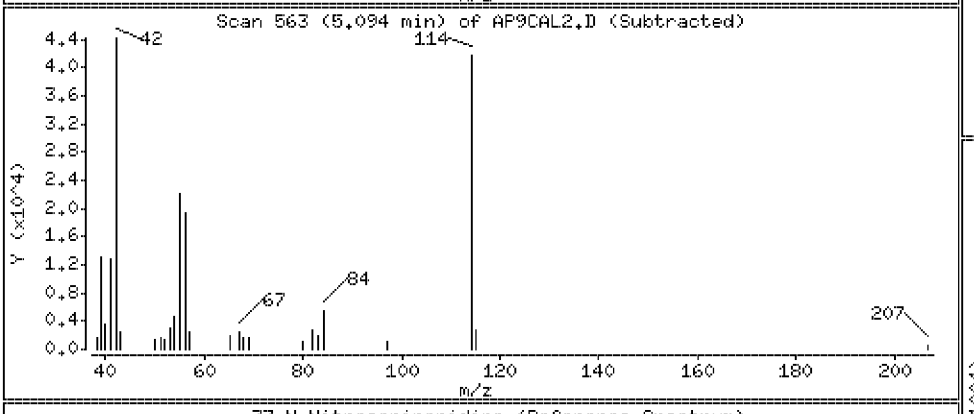

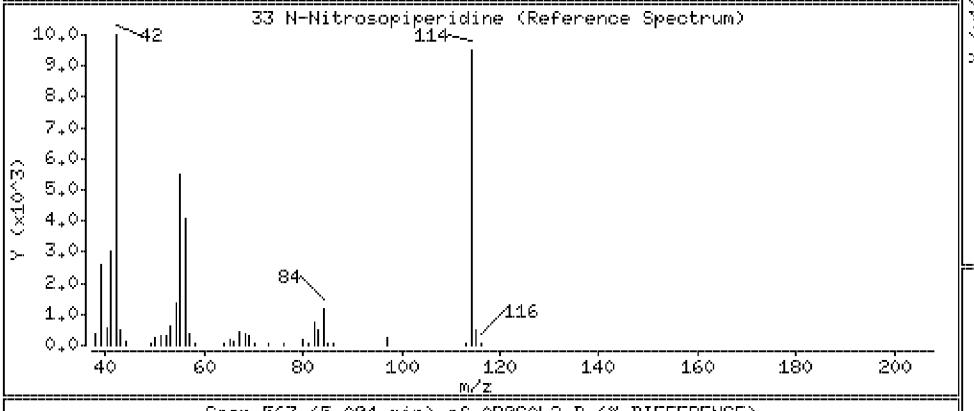

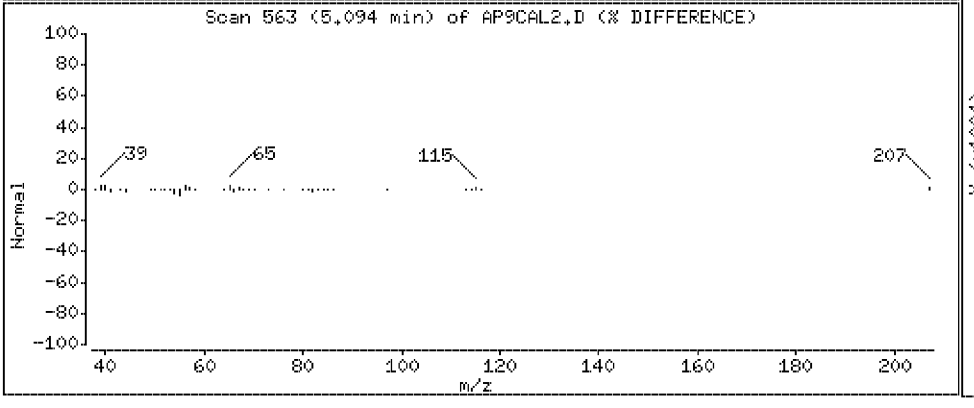

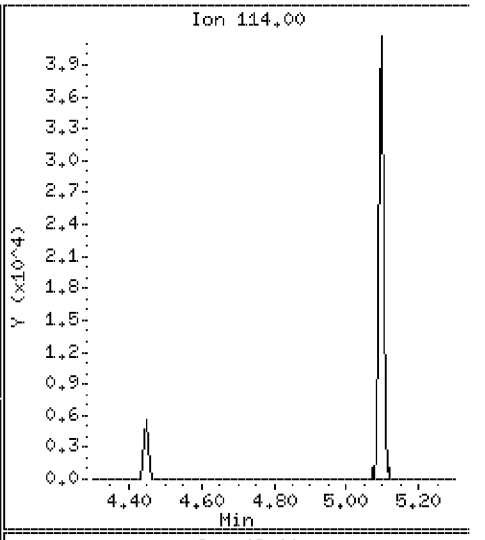

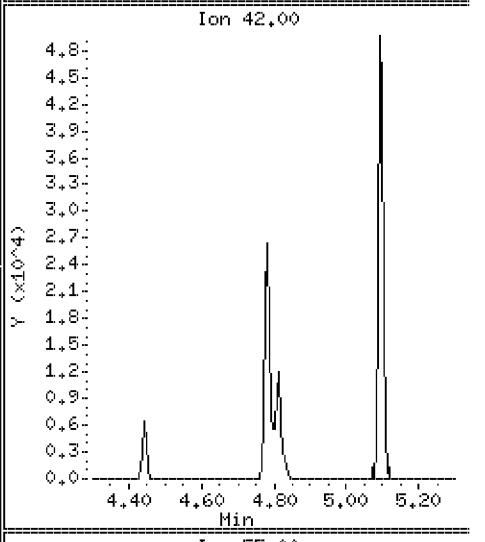

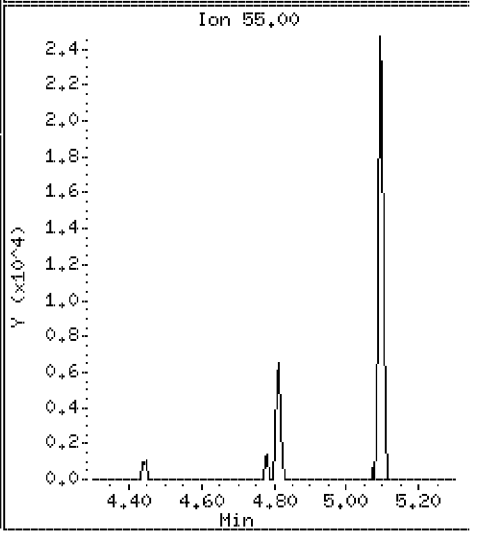

Data File: \\Svecd04\DD\chem\smsd03.i\S3042312.b\AP9CAL2.D

Date : 23-APR-2012 19:04

Client ID: AP9CAL2 | Instrument: smsd03.i

Sample Info: 45960

Purge Volume: 1000.0 | Operator: MJ

Column phase: HPMS-5 | Column diameter: 0.25

37 o,o,o-Triethylphosphorothioate | Concentration: 8.8 ug/l

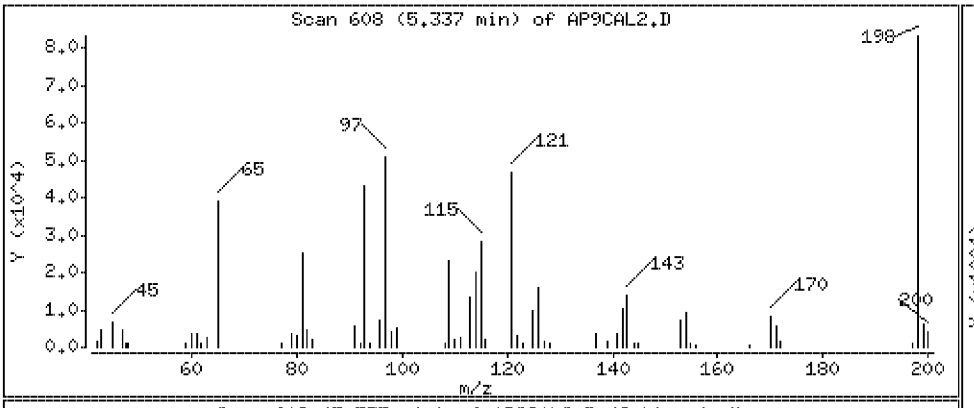

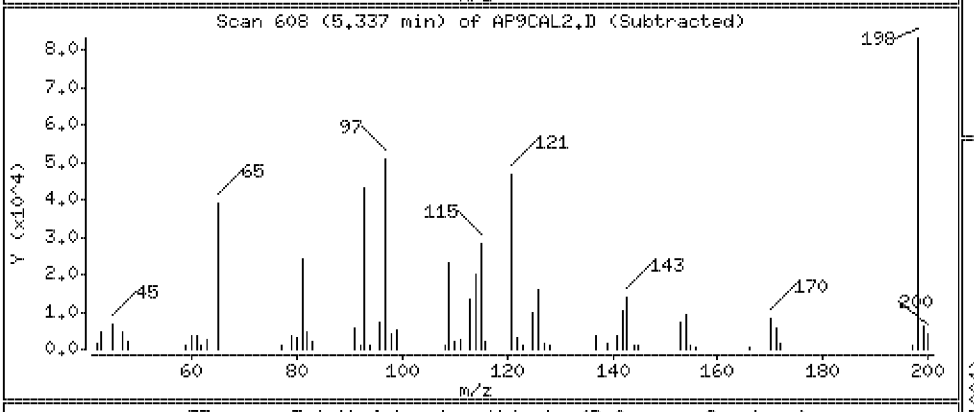

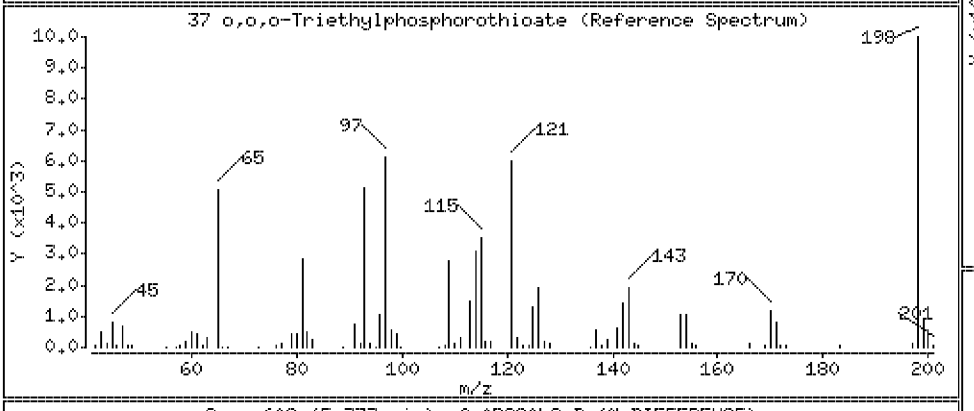

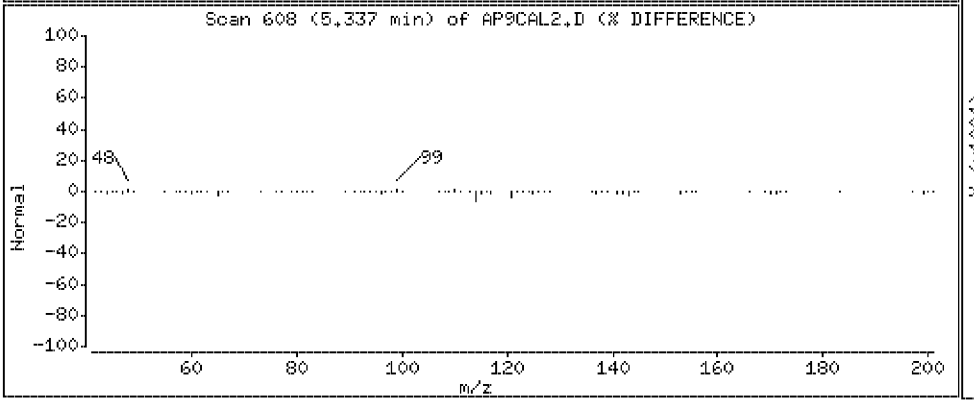

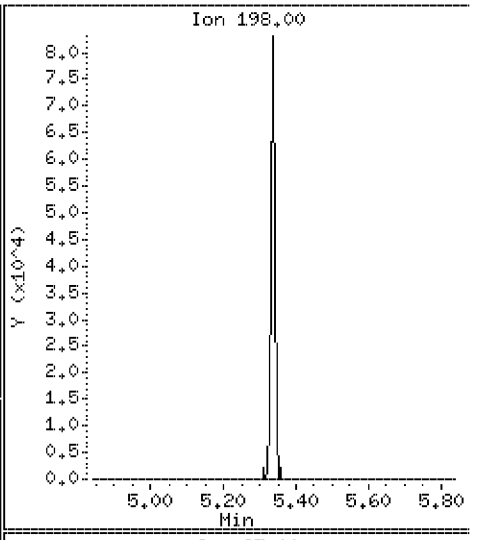

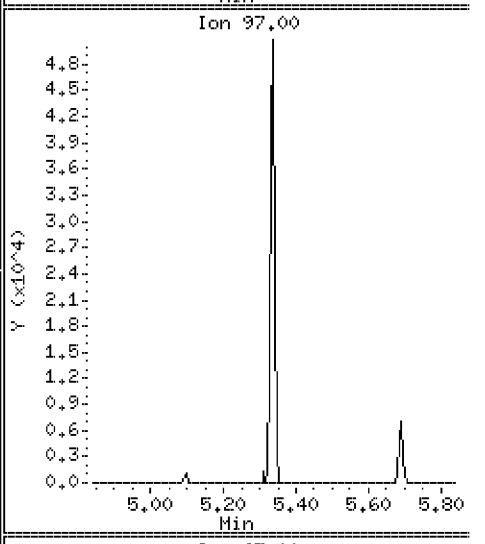

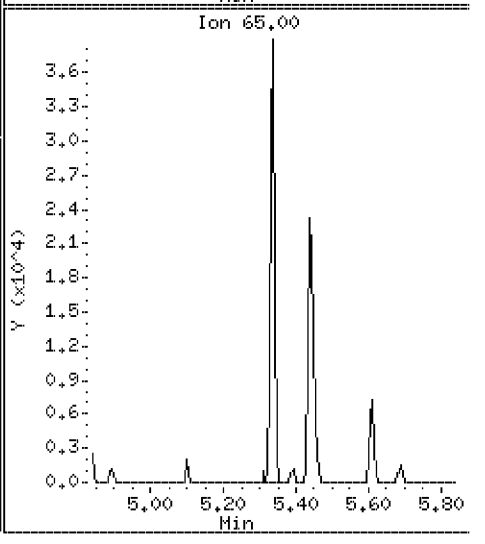

Data File: \\Svecd04\DD\chem\smsd03.i\S3042312.b\AP9CAL2.D

Date : 23-APR-2012 19:04

Client ID: AP9CAL2 Instrument: smsd03.i

Sample Info: 45960

Purge Volume: 1000.0 Operator: MJ

Column phase: HPMS-5 Column diameter: 0.25

39 a,a-Dimethylphenethylamine Concentration: 9.4 ug/l

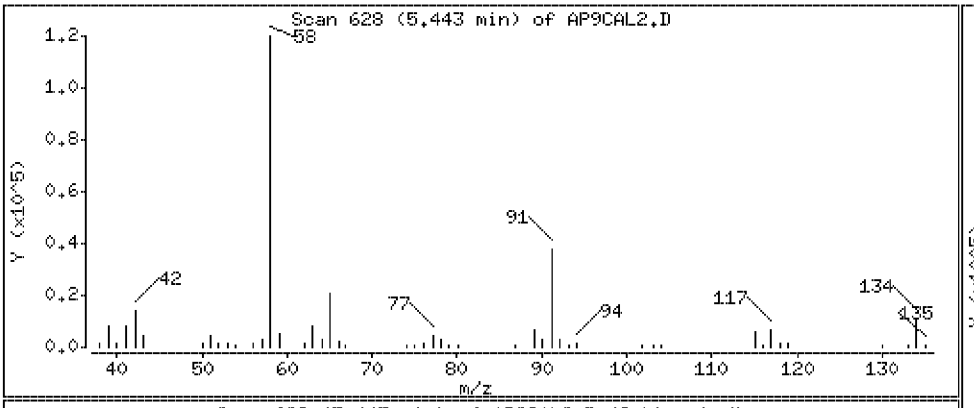

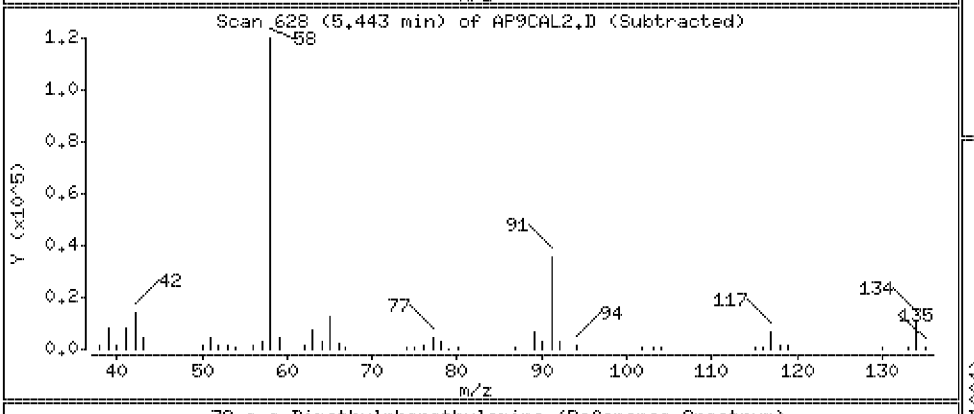

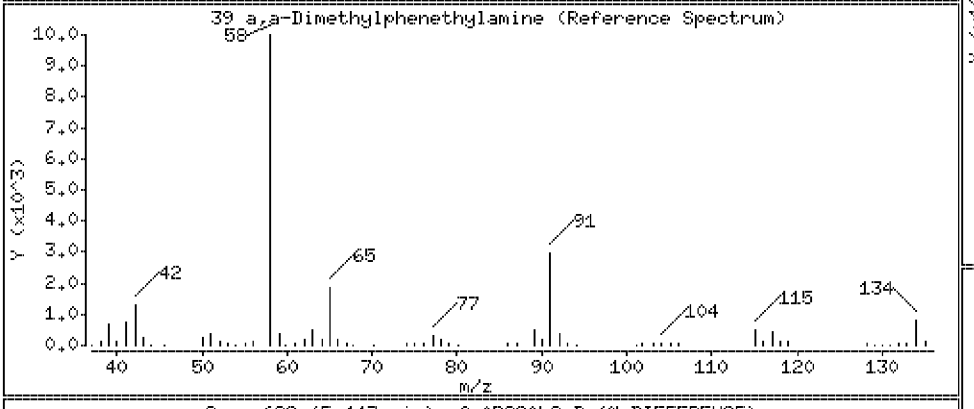

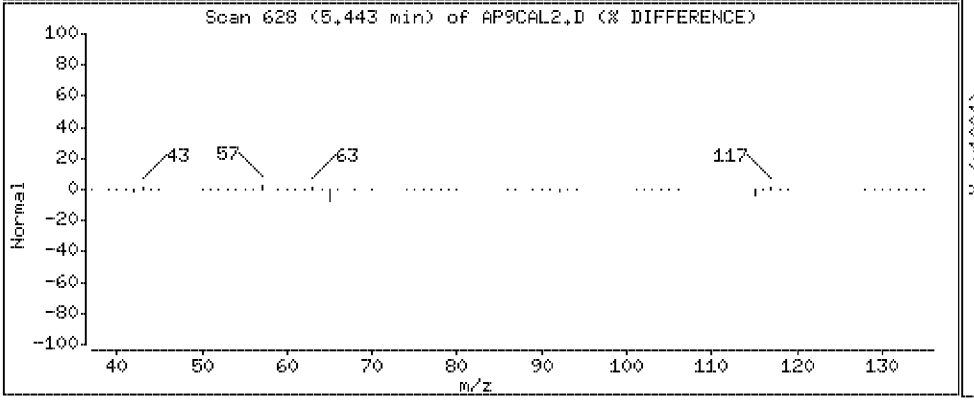

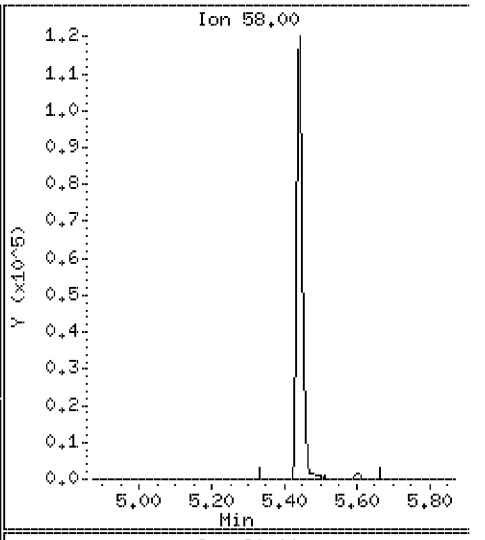

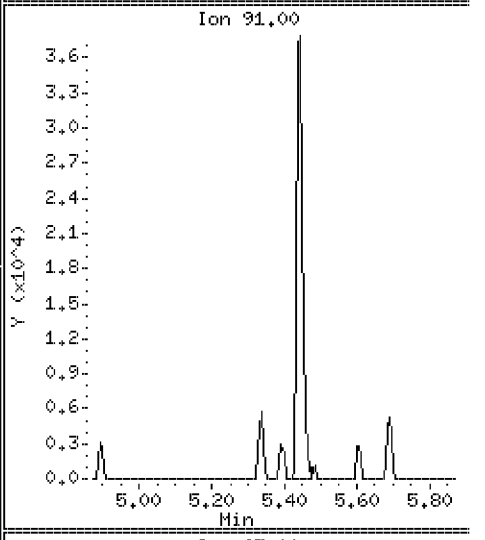

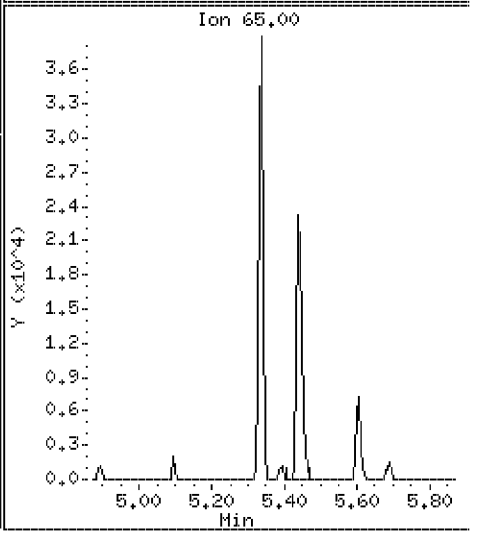

Data File: \\Svecd04\DD\chem\smsd03.i\S3042312.b\AP9CAL2.D

Date : 23-APR-2012 19:04

Client ID: AP9CAL2 | Instrument: smsd03.i

Sample Info: 45960

Purge Volume: 1000.0 | Operator: MJ

Column phase: HPMS-5 | Column diameter: 0.25

46 2,6-Dichlorophenol | Concentration: 8.9 ug/l

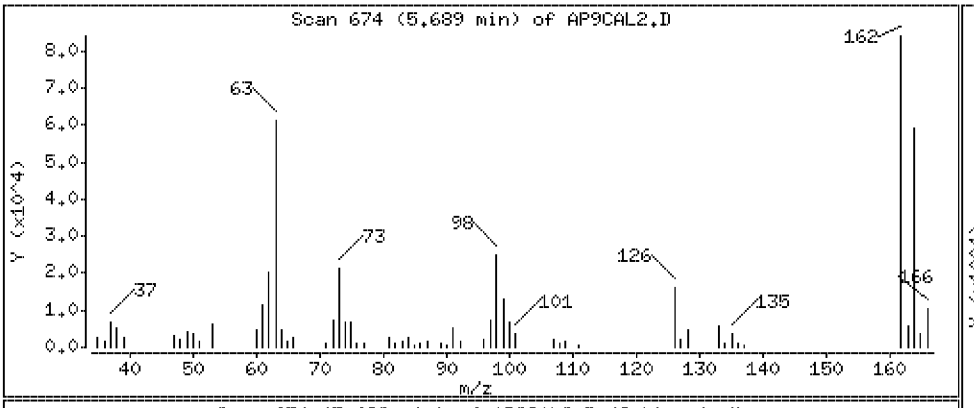

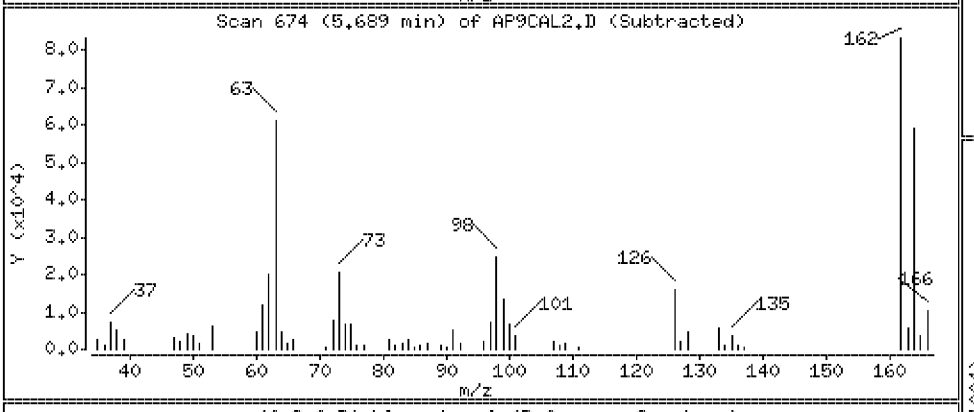

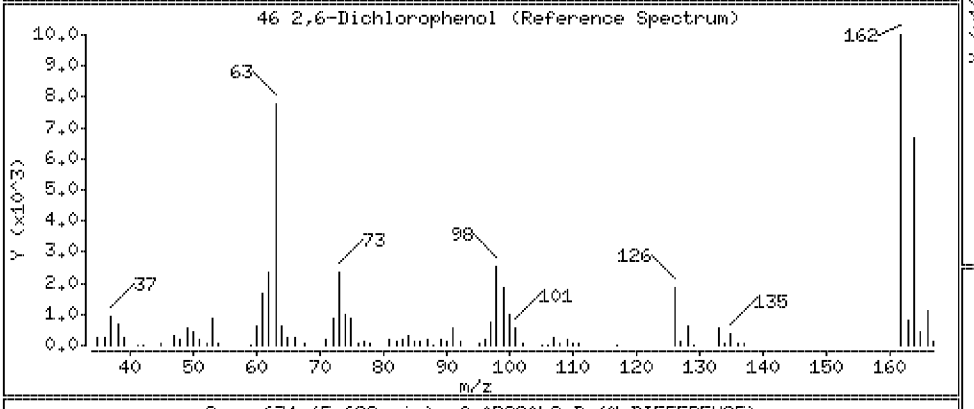

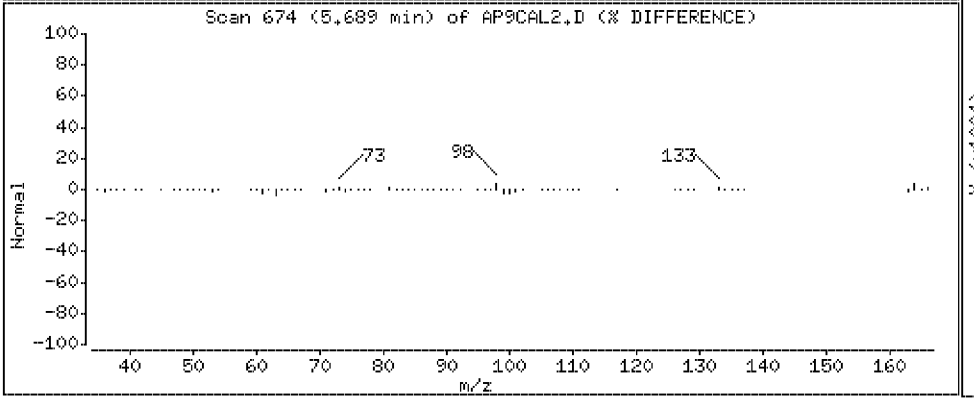

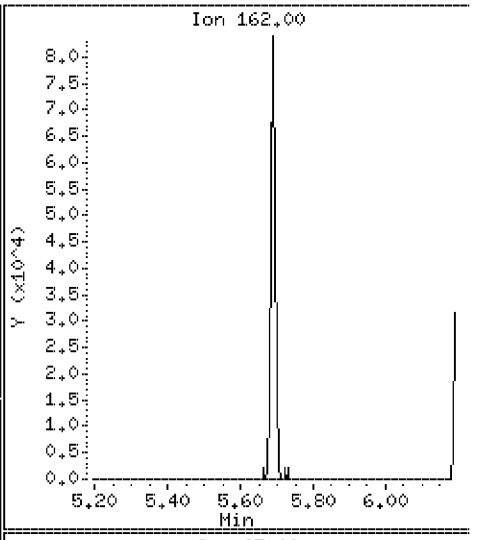

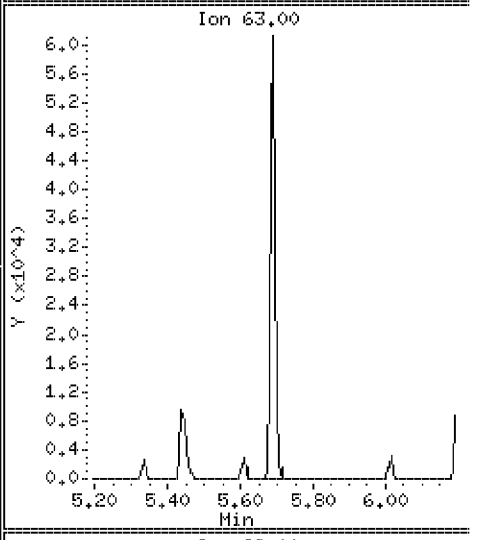

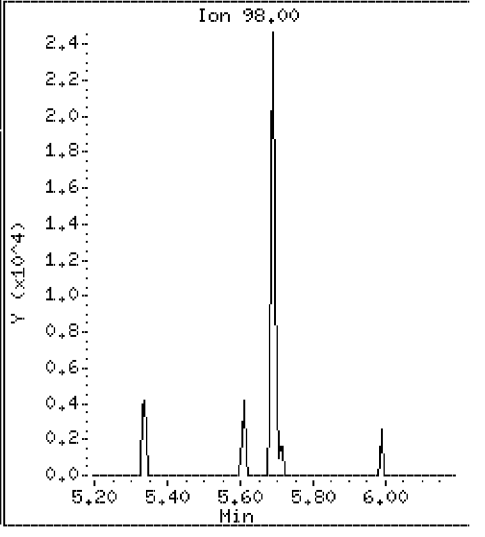

Data File: \\Svecd04\DD\chem\smsd03.i\S3042312.b\AP9CAL2.D

Date : 23-APR-2012 19:04

Client ID: AP9CAL2

Instrument: smsd03.i

Sample Info: 45960

Purge Volume: 1000.0

Operator: MJ

Column phase: HPMS-5

Column diameter: 0.25

47 Hexachloropropene

Concentration: 9.5 ug/l

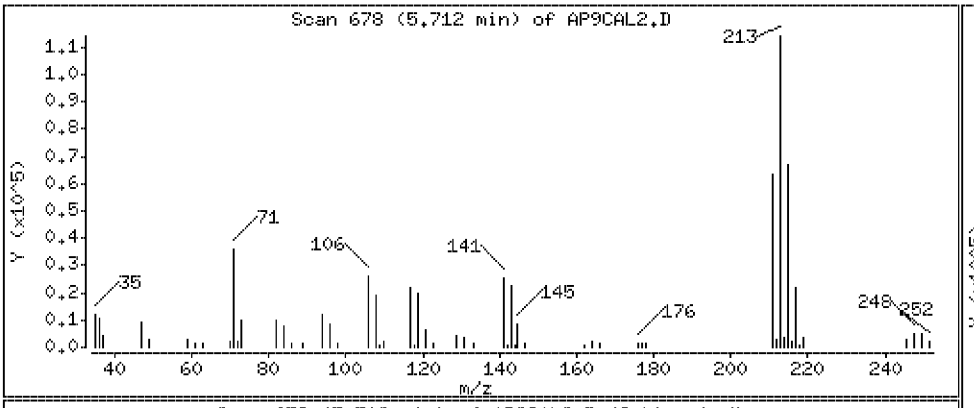

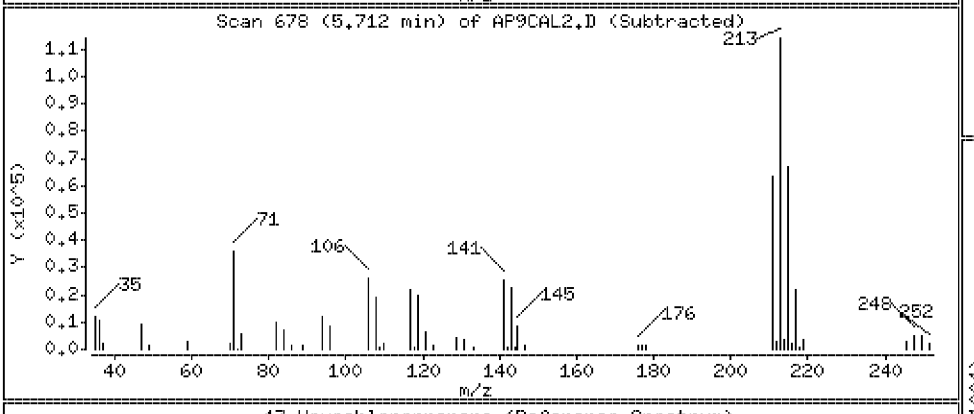

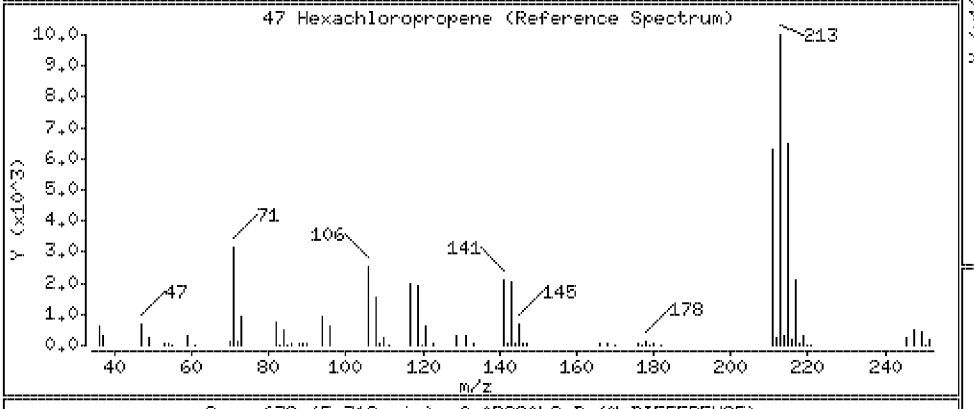

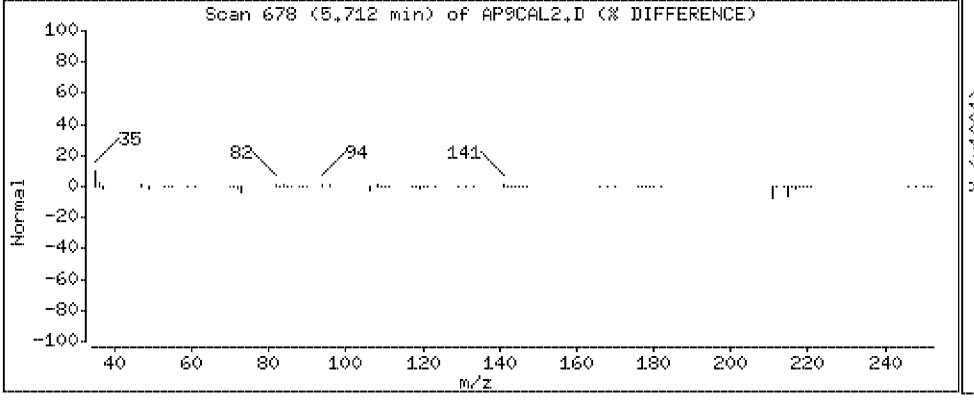

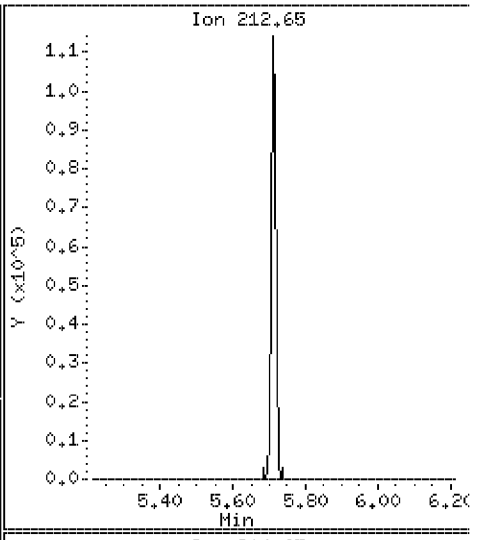

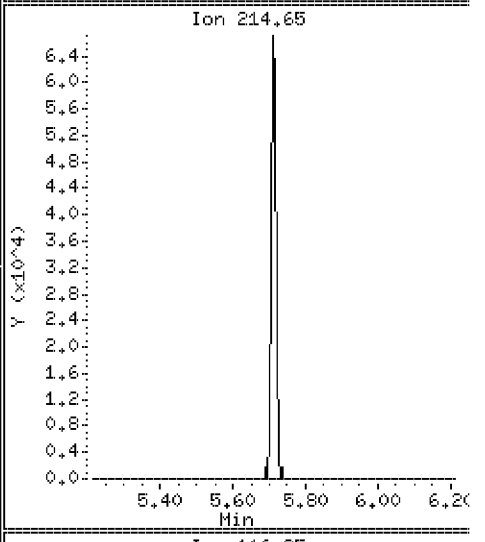

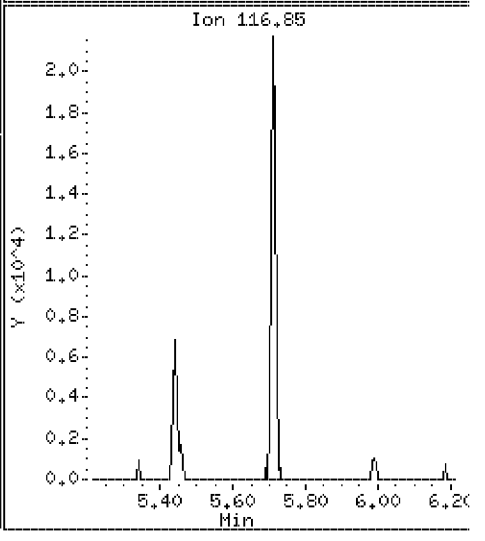

Data File: \\Svecd04\DD\chem\smsd03.i\S3042312.b\AP9CAL2.D

Date : 23-APR-2012 19:04

Client ID: AP9CAL2

Instrument: smsd03.i

Sample Info: 45960

Purge Volume: 1000.0

Operator: MJ

Column phase: HPMS-5

Column diameter: 0.25

49 N-Nitrosodi-n-butylamine

Concentration: 8.6 ug/l

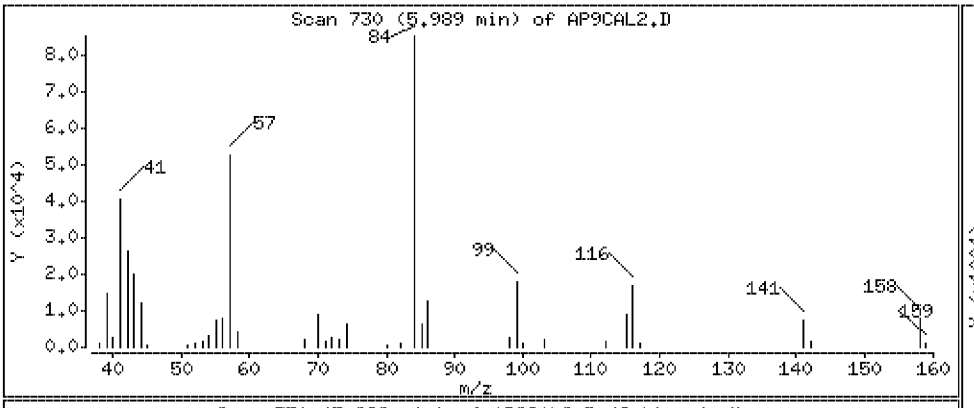

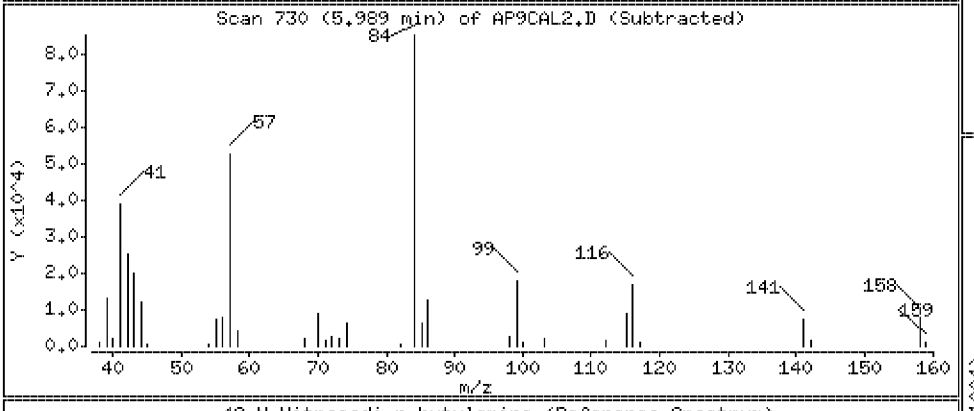

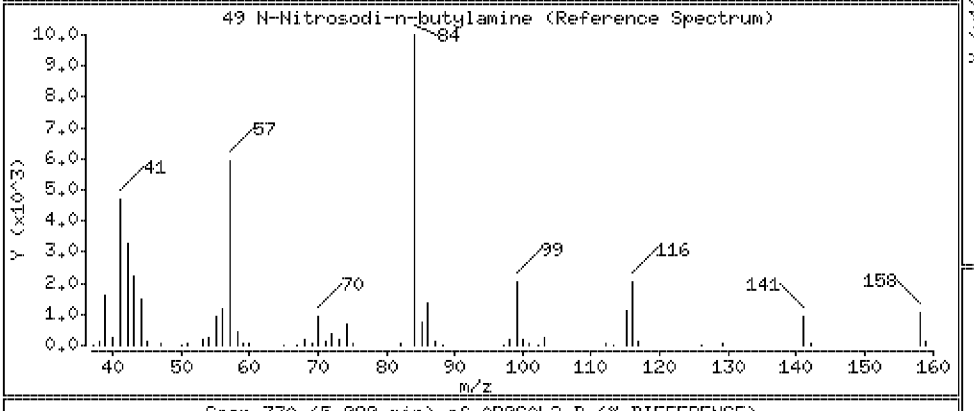

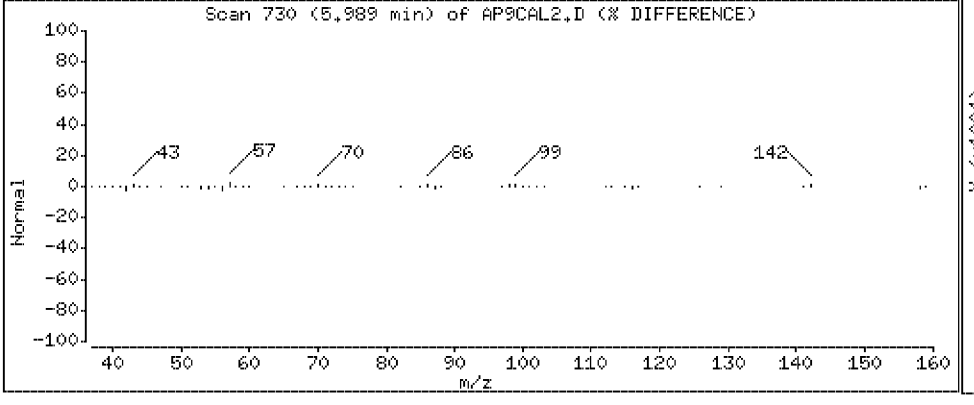

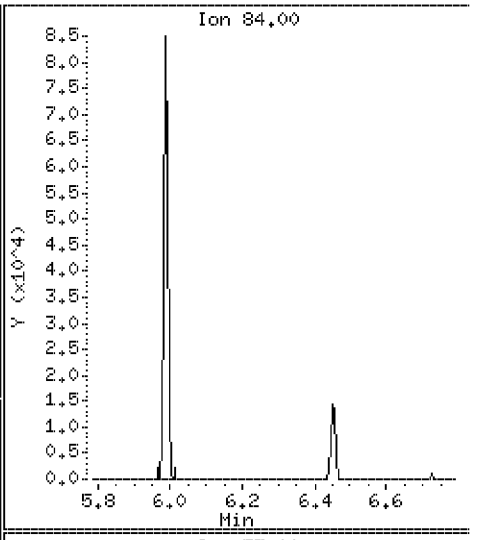

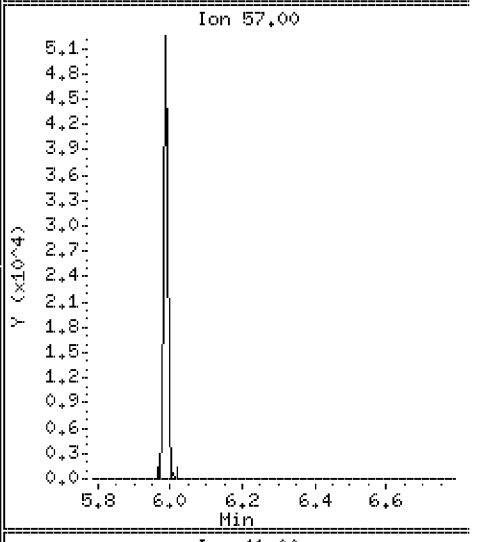

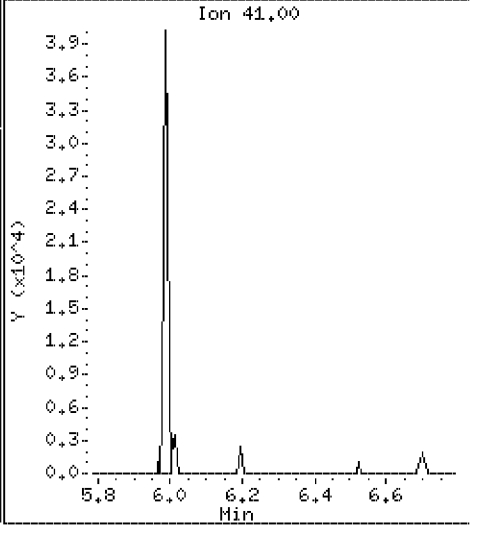

Data File: \\Svecd04\DD\chem\smsd03.i\S3042312.b\AP9CAL2.D

Date : 23-APR-2012 19:04

Client ID: AP9CAL2 | Instrument: smsd03.i

Sample Info: 45960

Purge Volume: 1000.0 | Operator: MJ

Column phase: HPMS-5 | Column diameter: 0.25

52 Isosafrole | Concentration: 9.4 ug/l

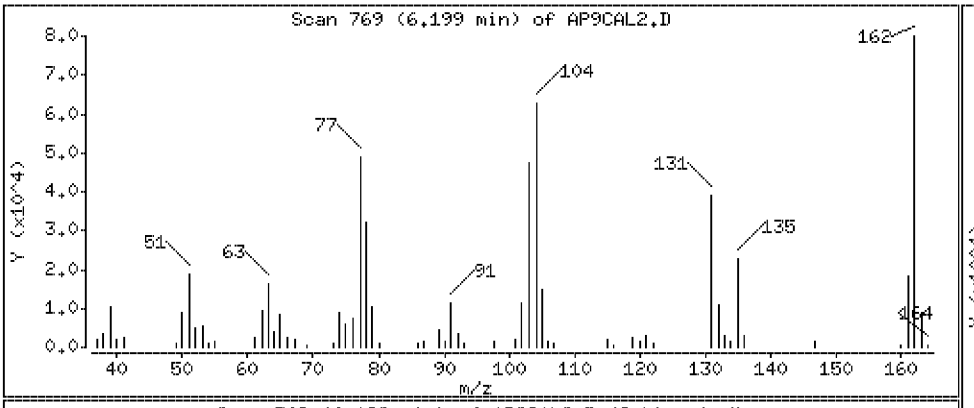

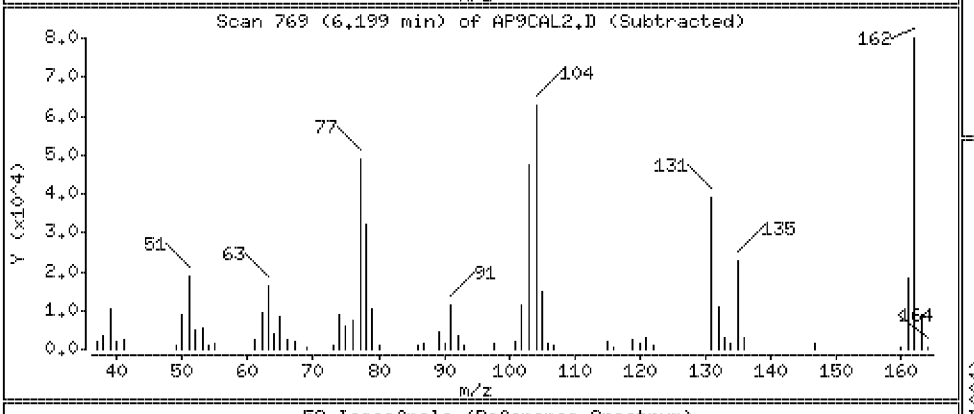

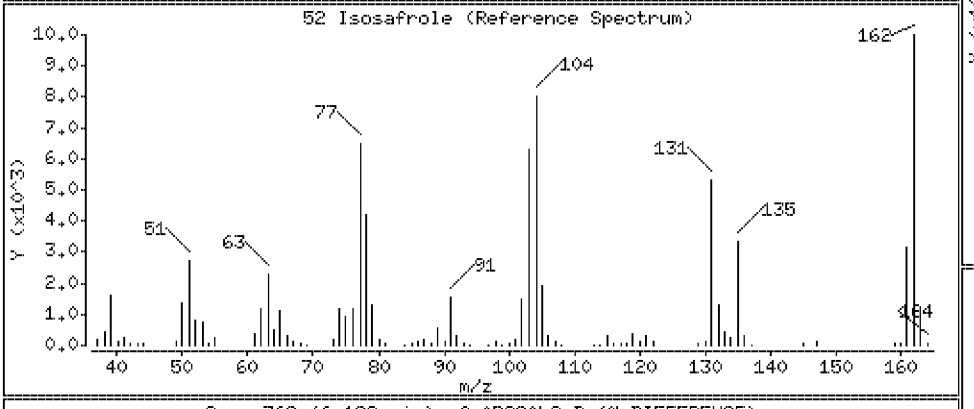

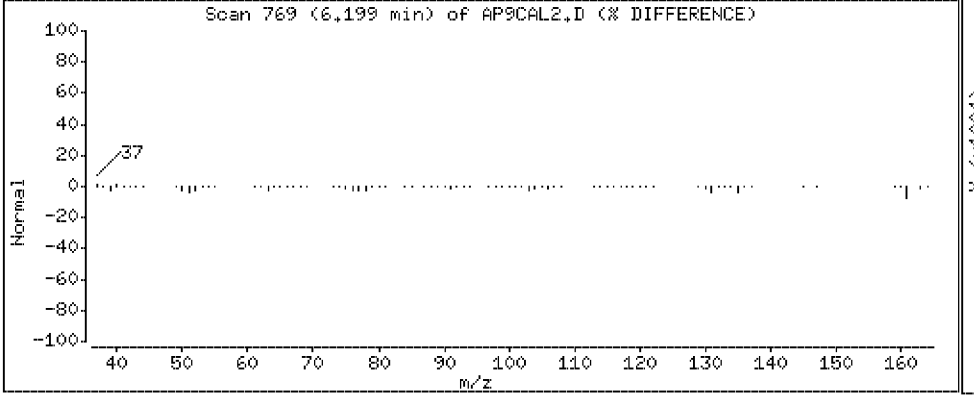

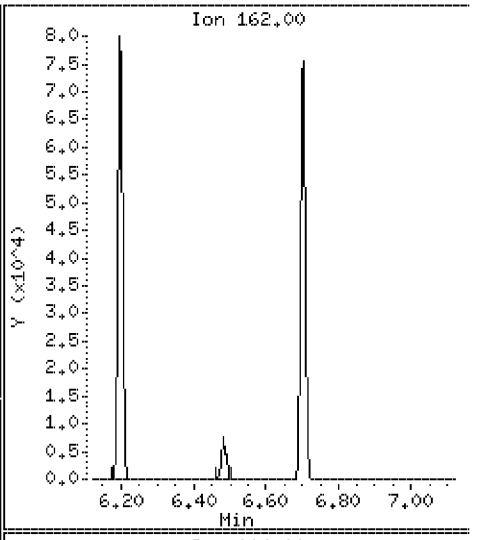

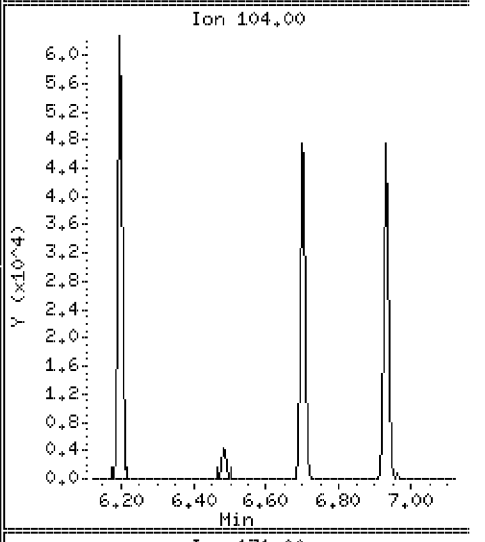

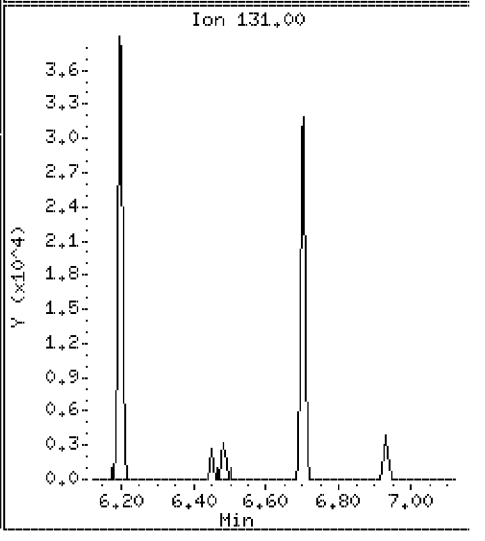

Data File: \\Svecd04\DD\chem\smsd03.i\S3042312.b\AP9CAL2.D

Date : 23-APR-2012 19:04

Client ID: AP9CAL2 | Instrument: smsd03.i

Sample Info: 45960

Purge Volume: 1000.0 | Operator: MJ

Column phase: HPMS-5 | Column diameter: 0.25

56 1,2,4,5-Tetrachlorobenzene | Concentration: 9.0 ug/l

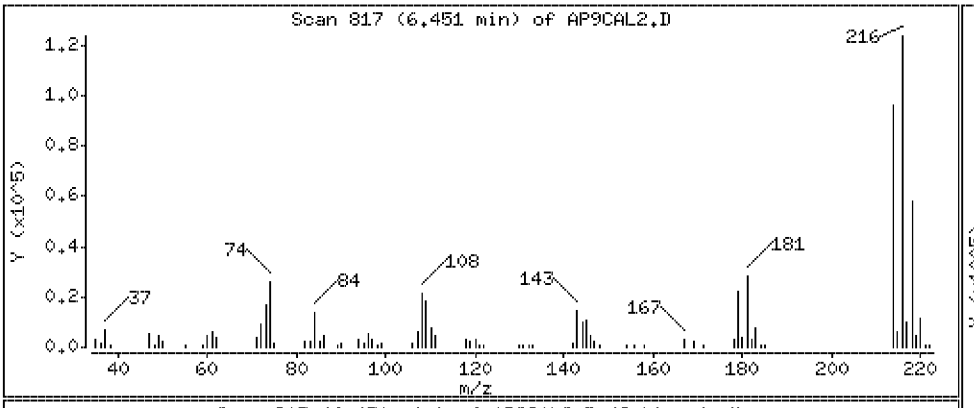

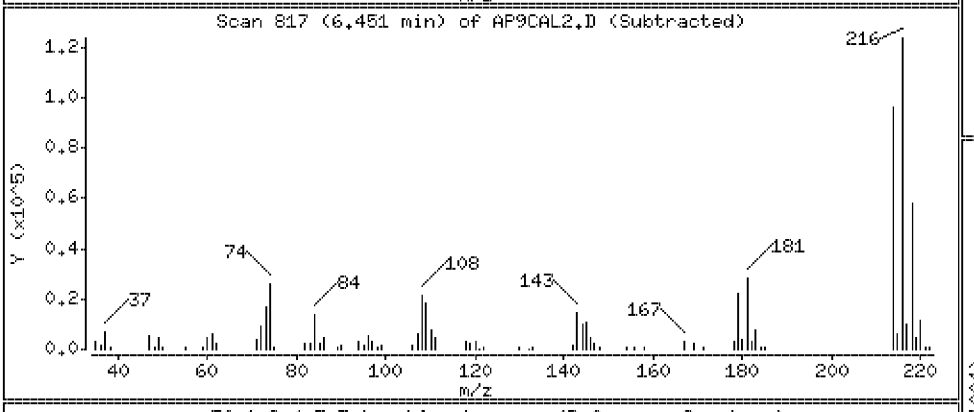

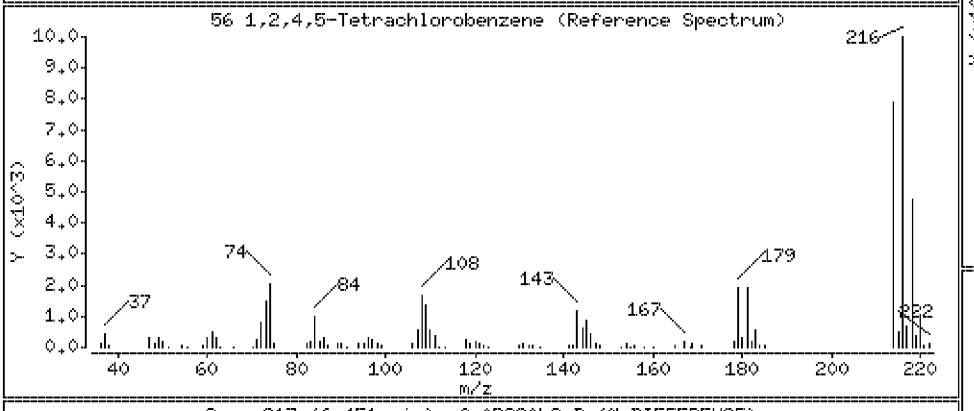

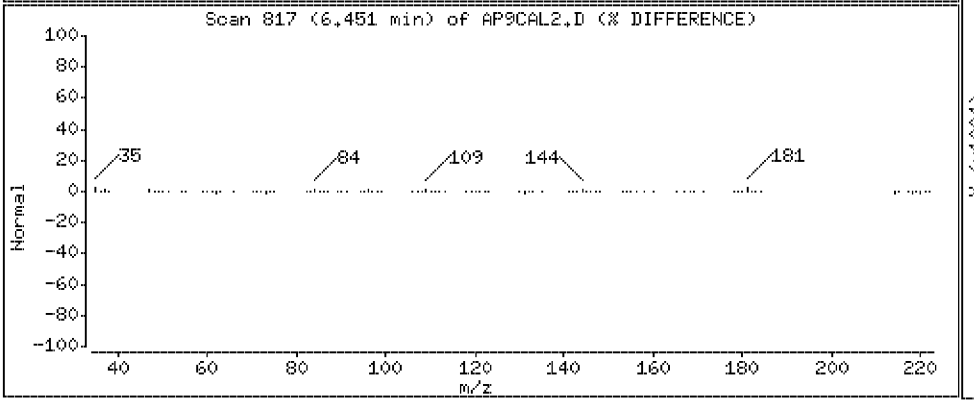

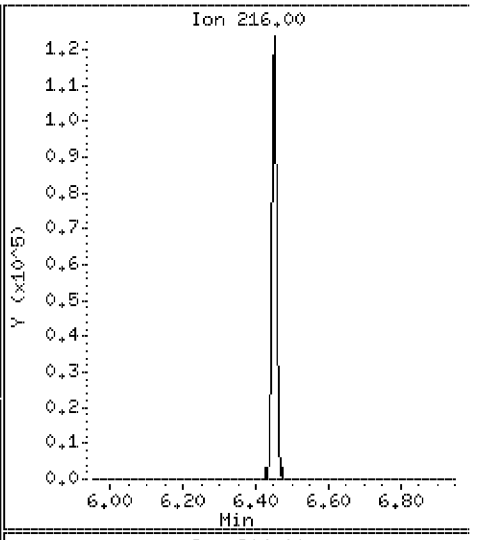

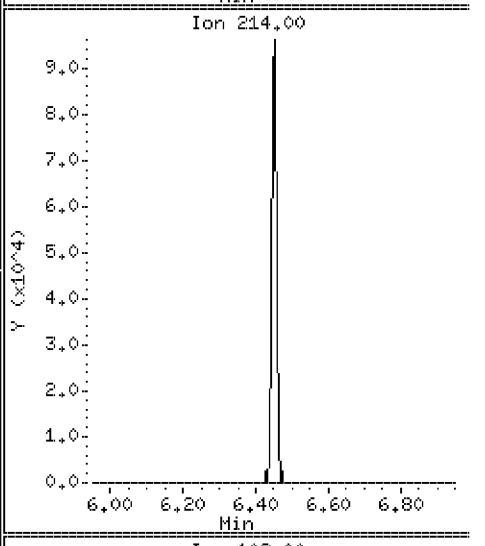

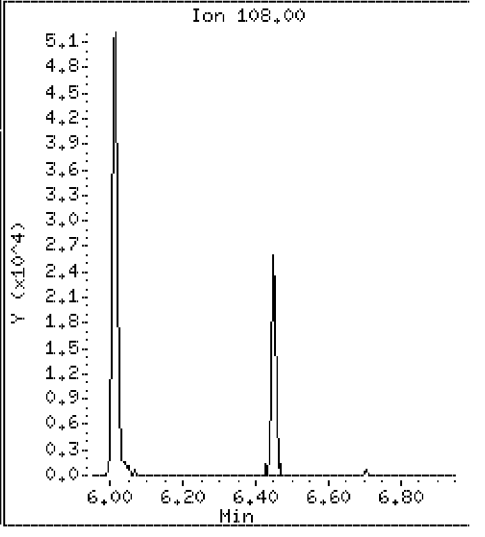

Data File: \\Svecd04\DD\chem\smsd03.i\S3042312.b\AP9CAL2.D

Date : 23-APR-2012 19:04

Client ID: AP9CAL2 | Instrument: smsd03.i

Sample Info: 45960

Purge Volume: 1000.0 | Operator: MJ

Column phase: HPMS-5 | Column diameter: 0.25

60 Safrole | Concentration: 9.6 ug/l

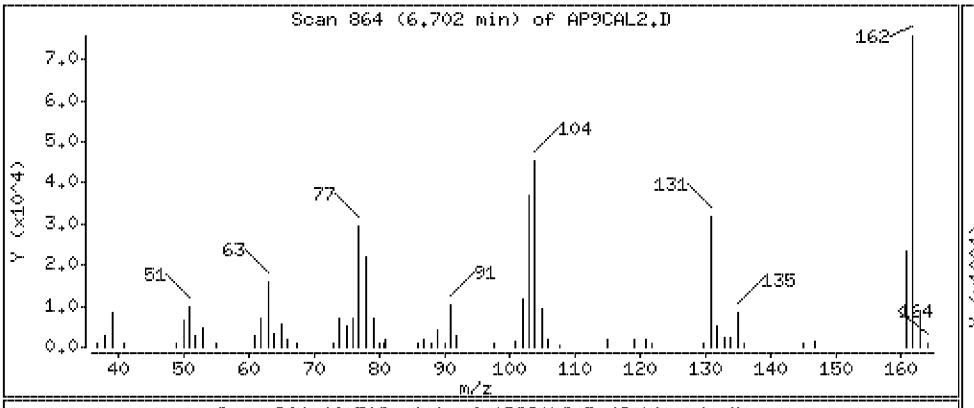

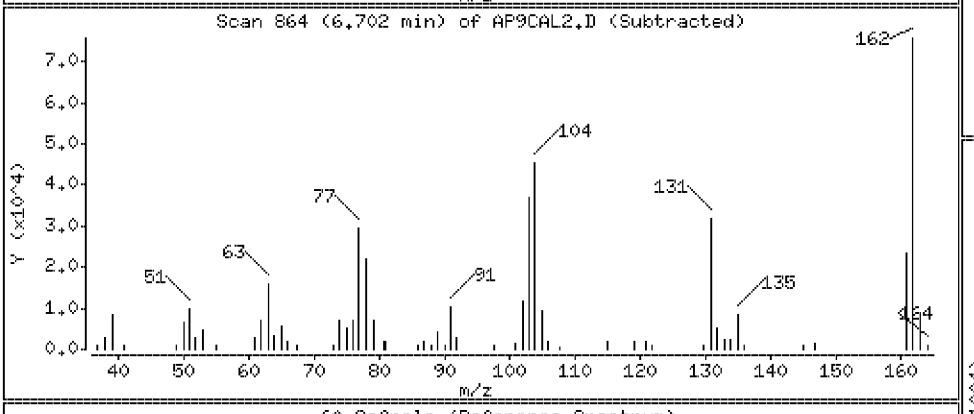

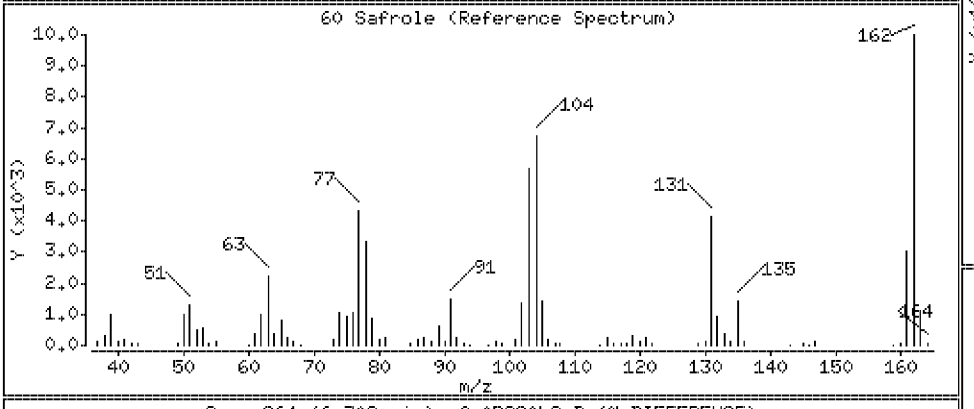

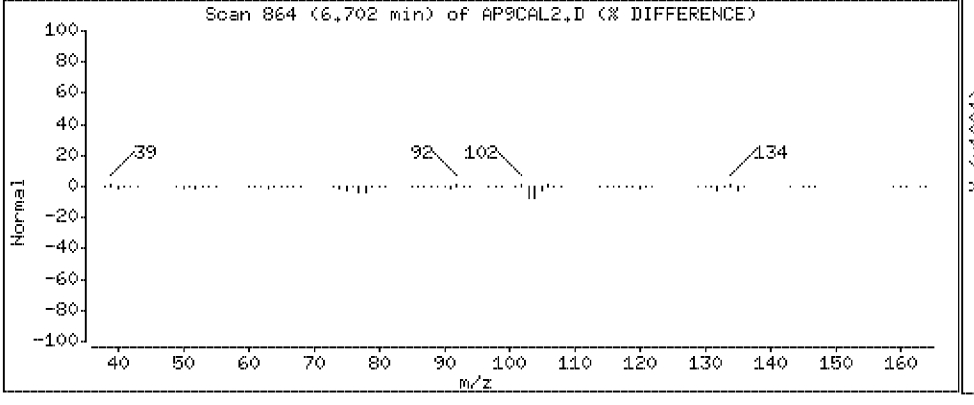

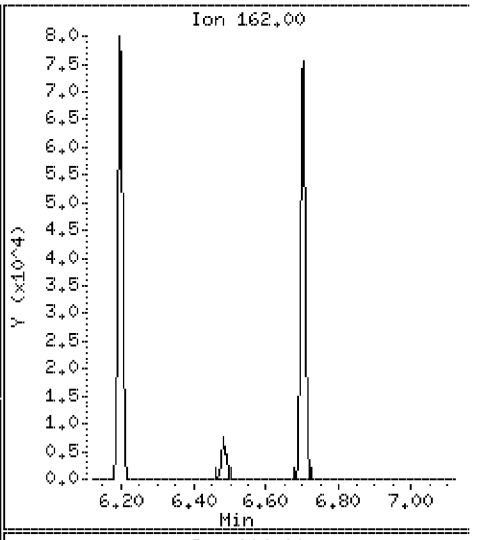

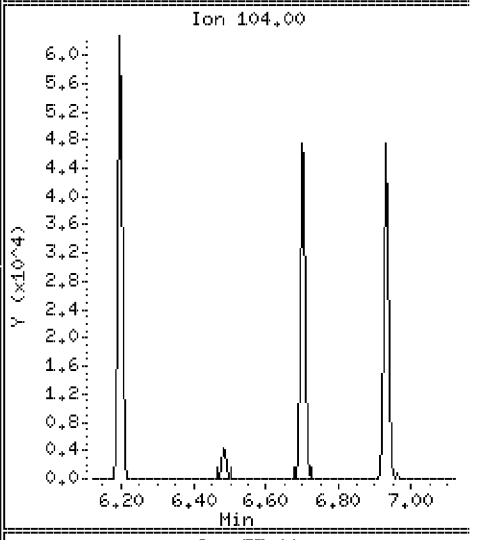

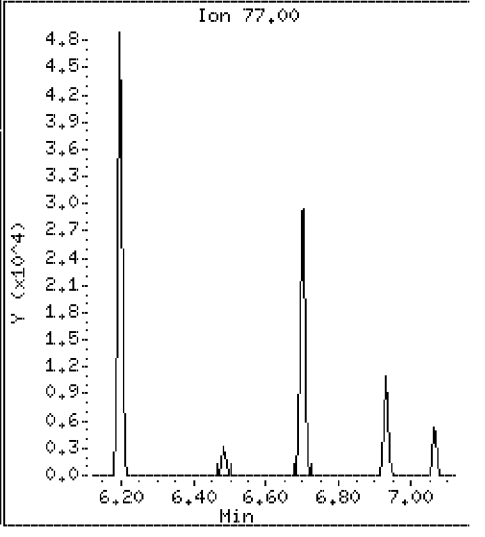

Data File: \\Svecd04\DD\chem\smsd03.i\S3042312.b\AP9CAL2.D

Date : 23-APR-2012 19:04

Client ID: AP9CAL2 Instrument: smsd03.i

Sample Info: 45960

Purge Volume: 1000.0 Operator: MJ

Column phase: HPMS-5 Column diameter: 0.25

64 1,4-Naphthoquinone Concentration: 8.7 ug/l

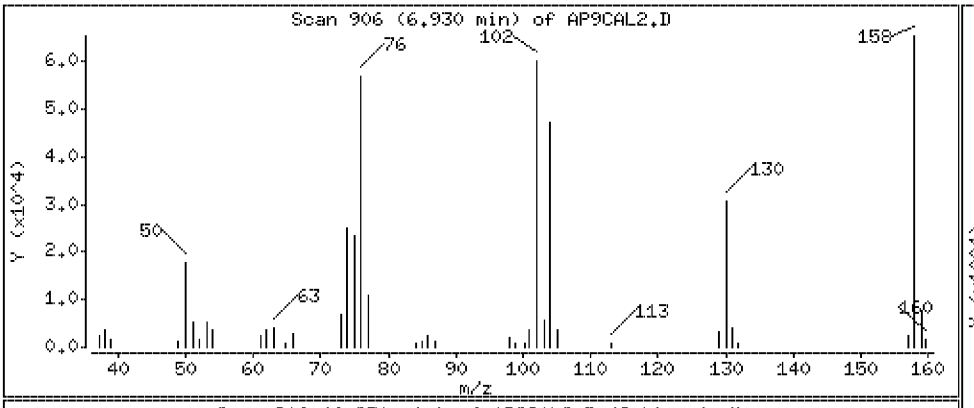

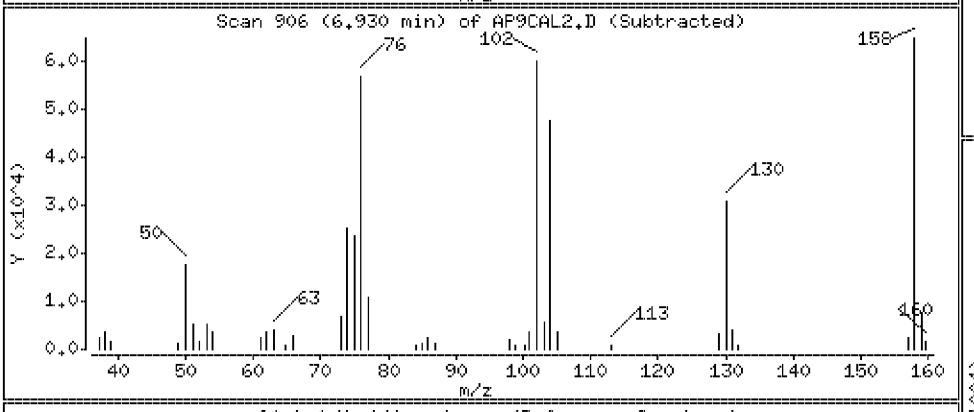

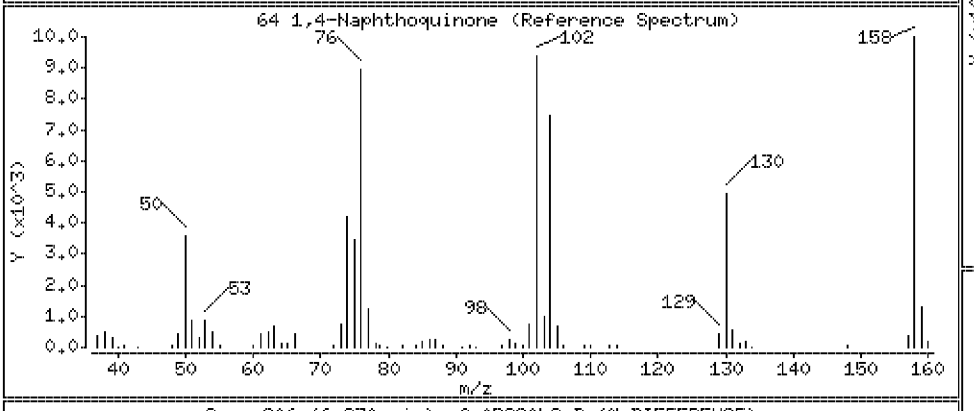

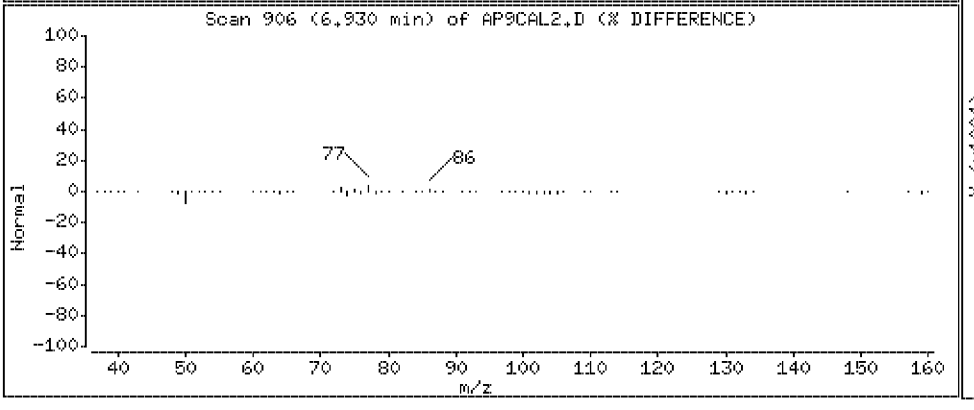

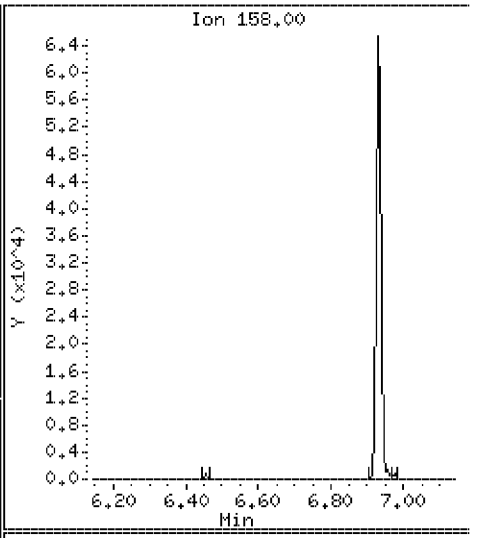

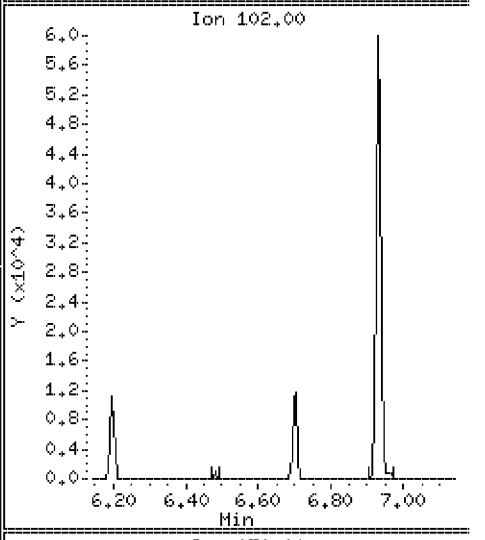

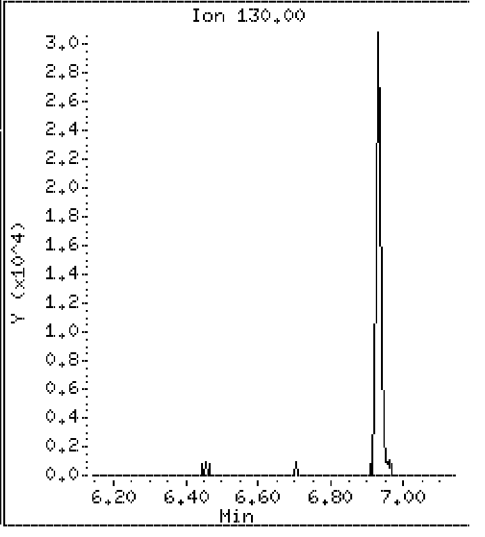

Data File: \\Svecd04\DD\chem\smsd03.i\S3042312.b\AP9CAL2.D

Date : 23-APR-2012 19:04

Client ID: AP9CAL2 | Instrument: smsd03.i

Sample Info: 45960

Purge Volume: 1000.0 | Operator: MJ

Column phase: HPMS-5 | Column diameter: 0.25

66 1,3-Dinitrobenzene | Concentration: 9.2 ug/l

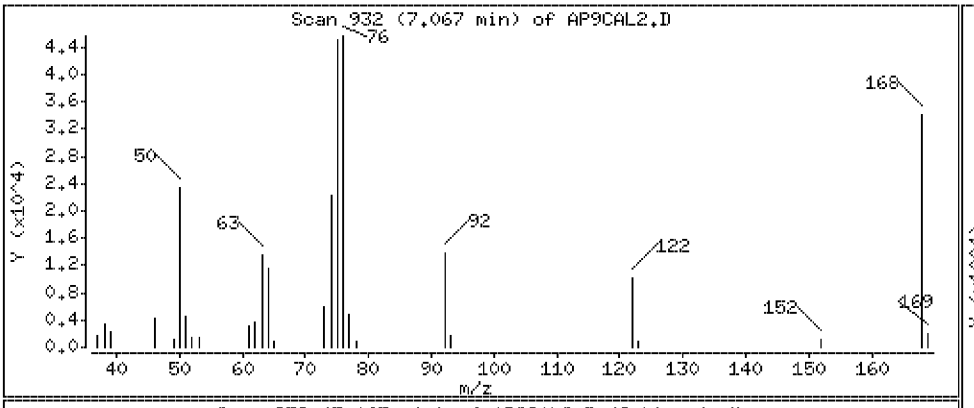

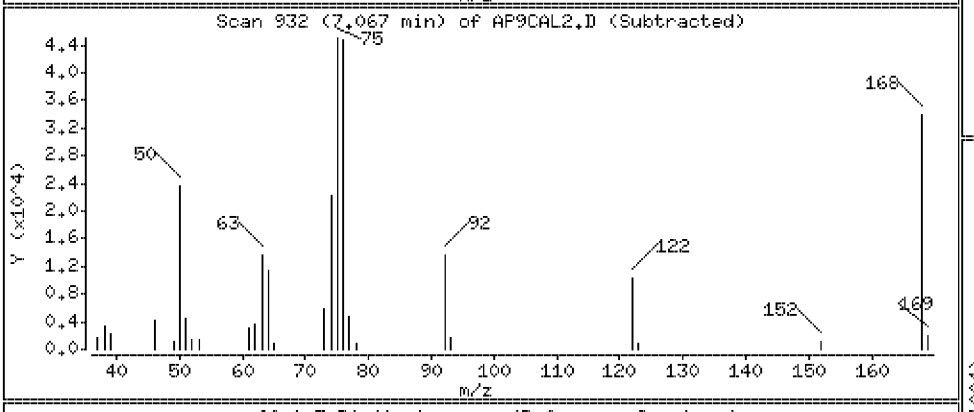

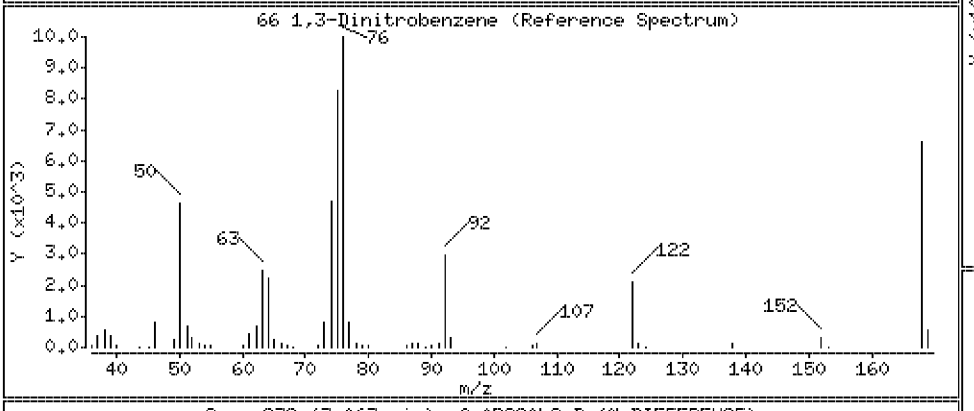

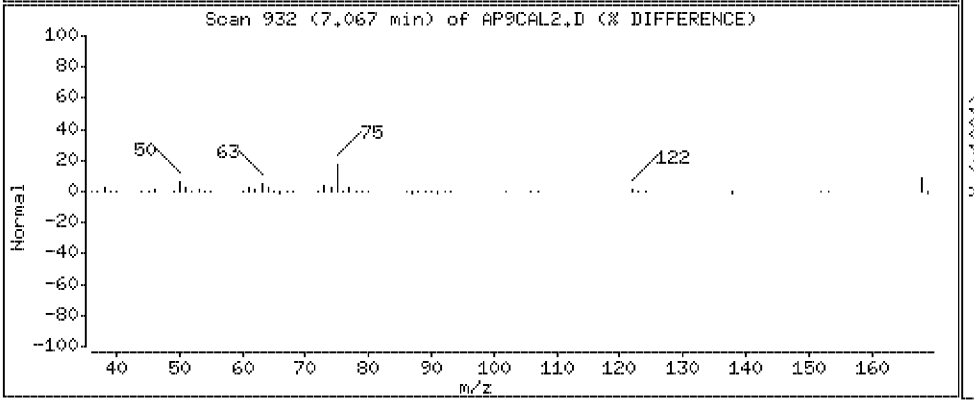

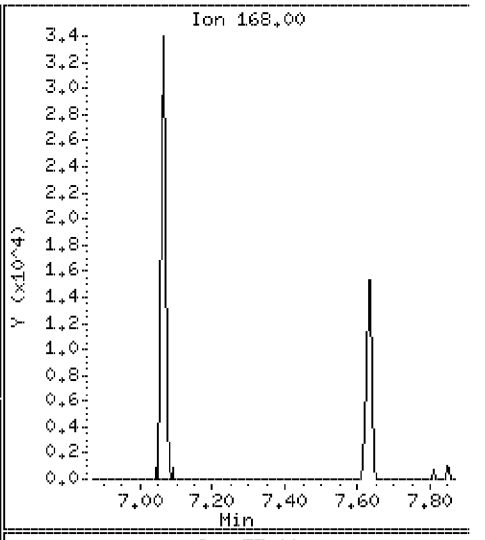

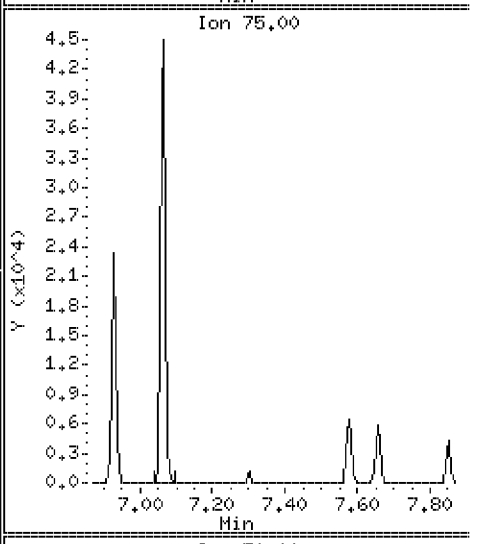

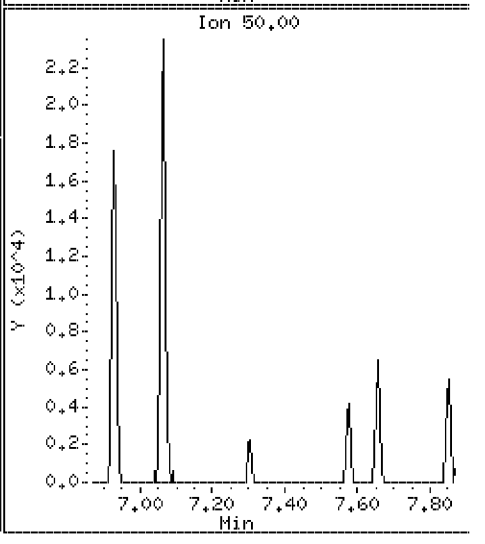

Data File: \\Svecd04\DD\chem\smsd03.i\S3042312.b\AP9CAL2.D

Date : 23-APR-2012 19:04

Client ID: AP9CAL2

Instrument: smsd03.i

Sample Info: 45960

Purge Volume: 1000.0

Operator: MJ

Column phase: HPMS-5

Column diameter: 0.25

73 Pentachlorobenzene

Concentration: 9.1 ug/l

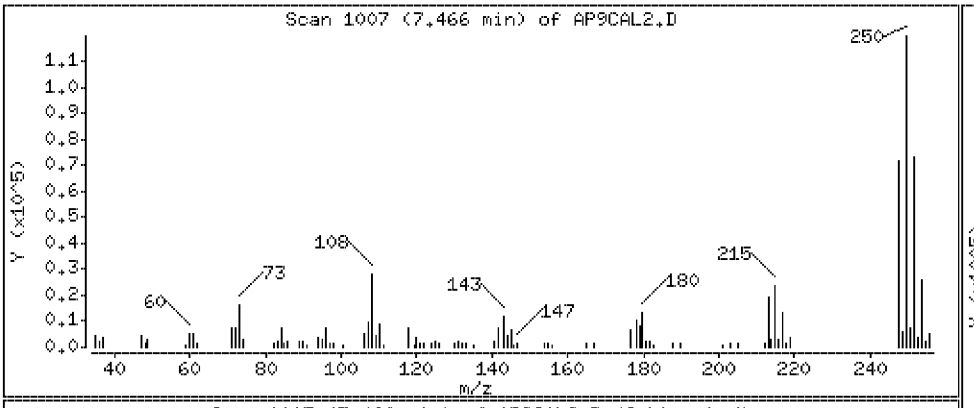

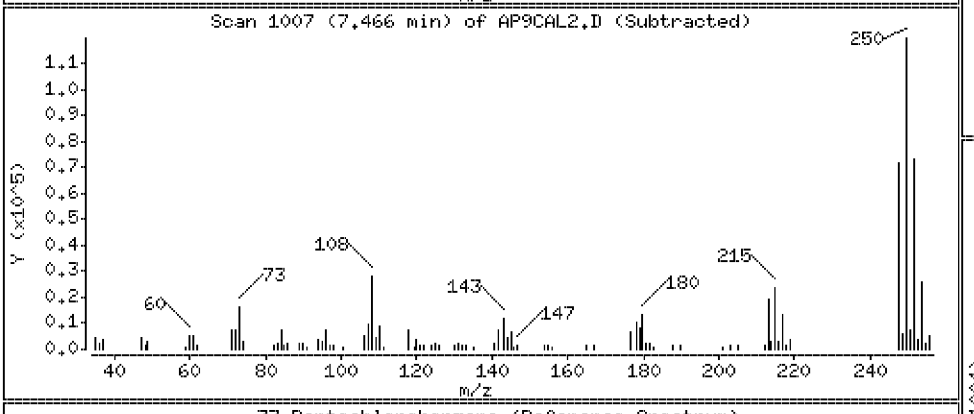

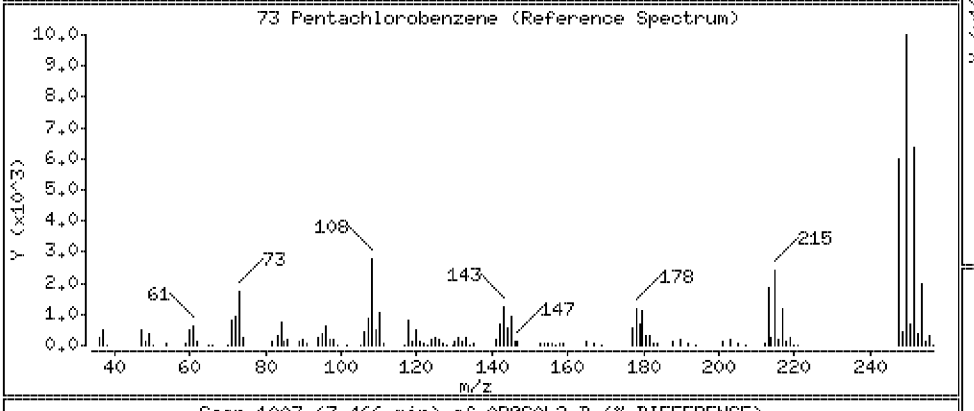

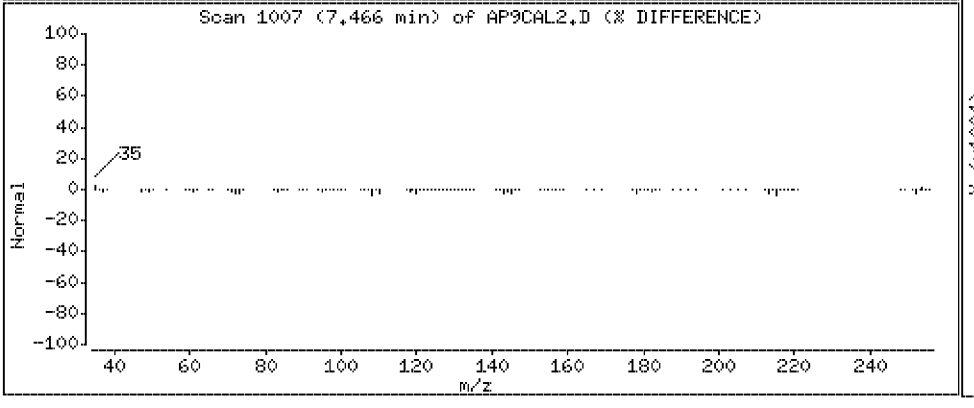

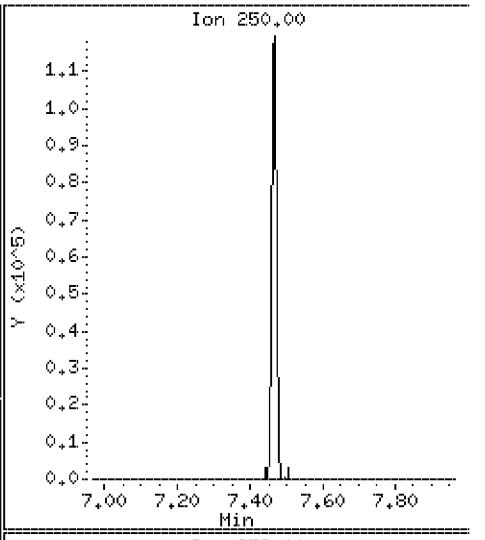

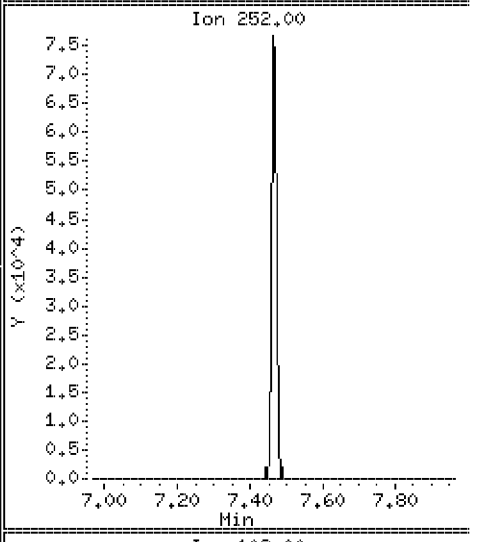

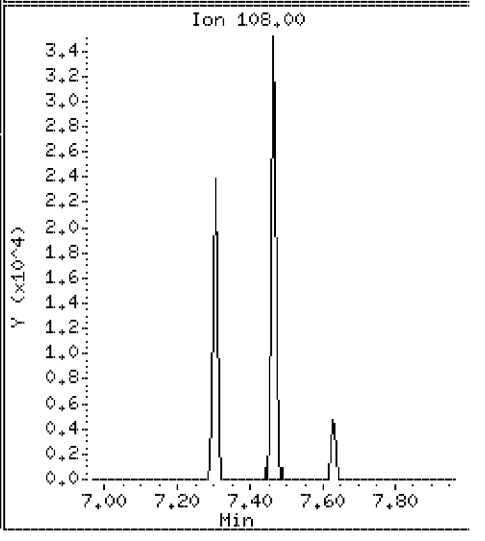

Data File: \\Svecd04\DD\chem\smsd03.i\S3042312.b\AP9CAL2.D

Date : 23-APR-2012 19:04

Client ID: AP9CAL2 Instrument: smsd03.i

Sample Info: 45960

Purge Volume: 1000.0 Operator: MJ

Column phase: HPMS-5 Column diameter: 0.25

77 1-Naphthylamine Concentration: 9.5 ug/l

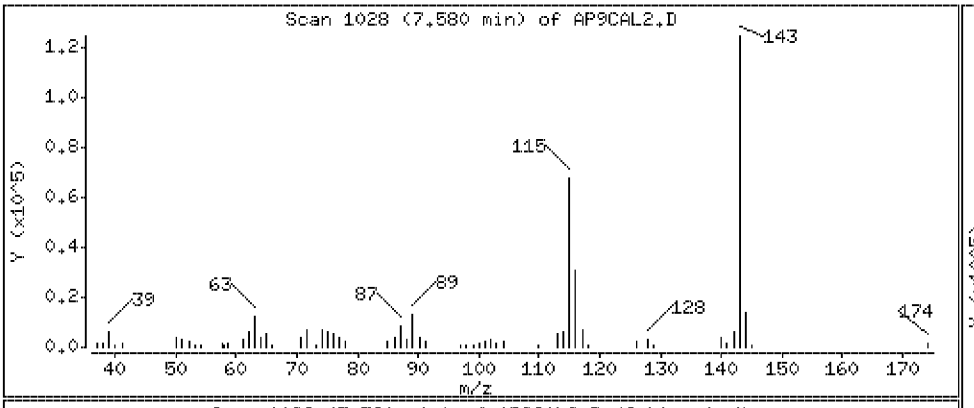

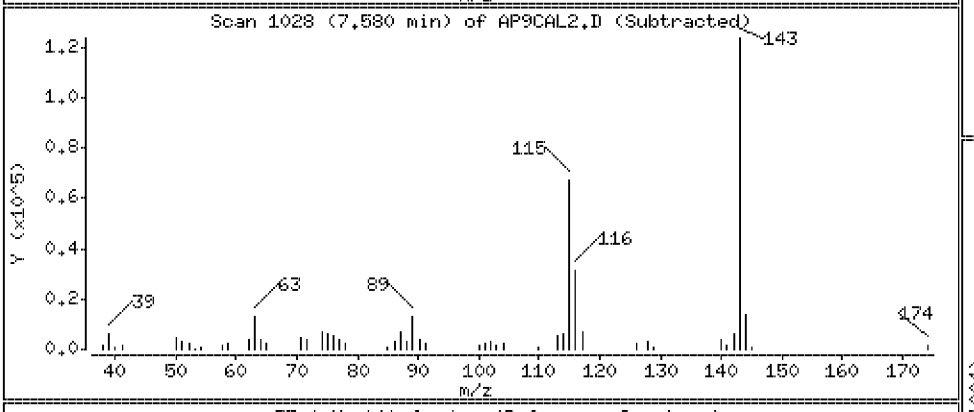

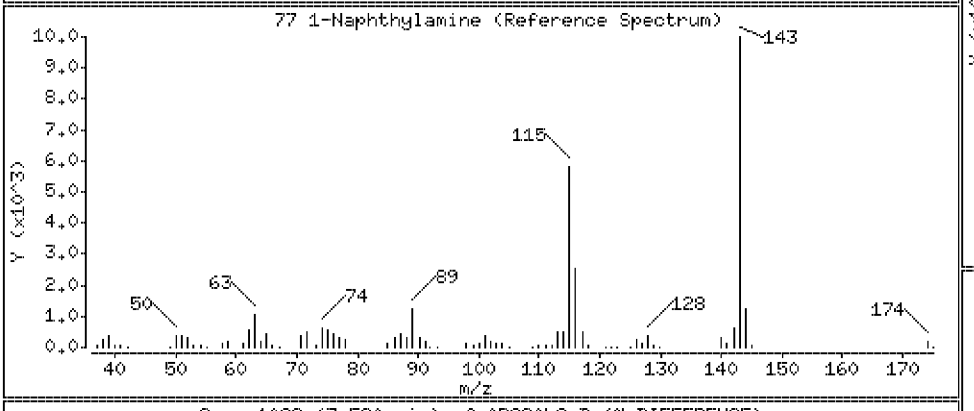

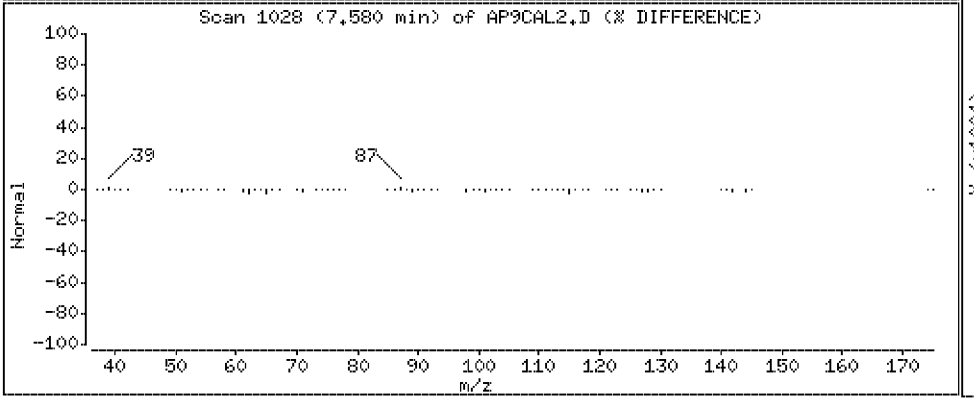

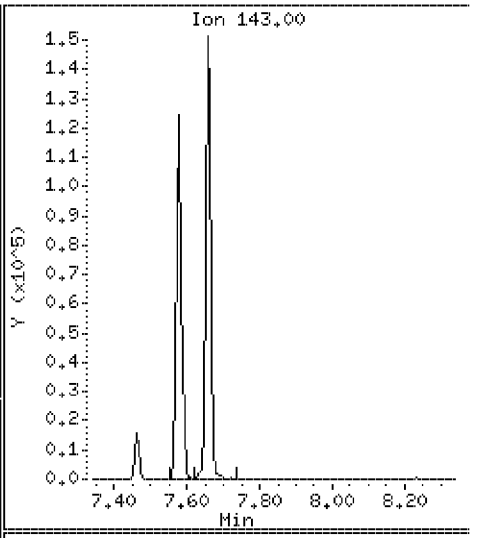

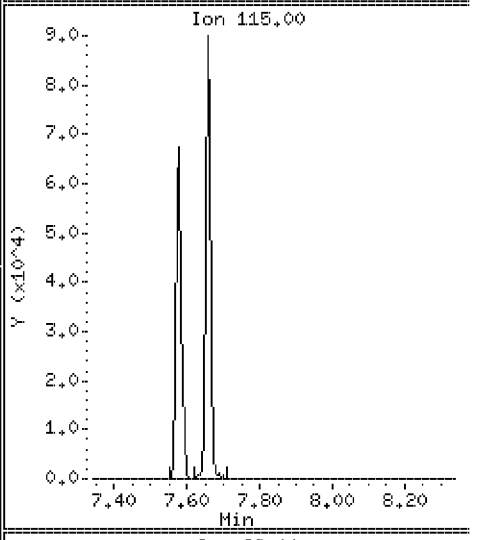

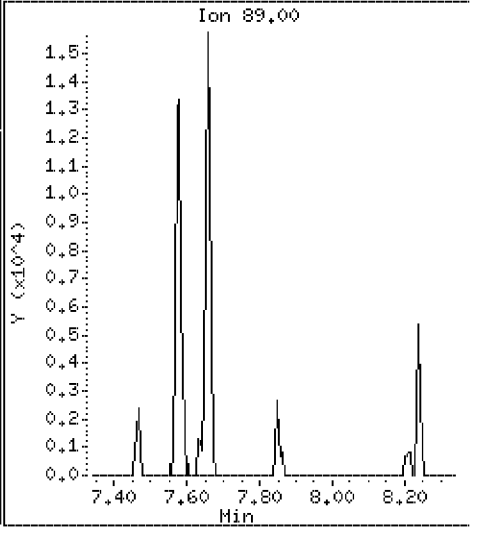

Data File: \\Svecd04\DD\chem\smsd03.i\S3042312.b\AP9CAL2.D

Date : 23-APR-2012 19:04

Client ID: AP9CAL2 Instrument: smsd03.i

Sample Info: 45960

Purge Volume: 1000.0 Operator: MJ

Column phase: HPMS-5 Column diameter: 0.25

78 2,3,4,6-Tetrachlorophenol Concentration: 9.0 ug/l

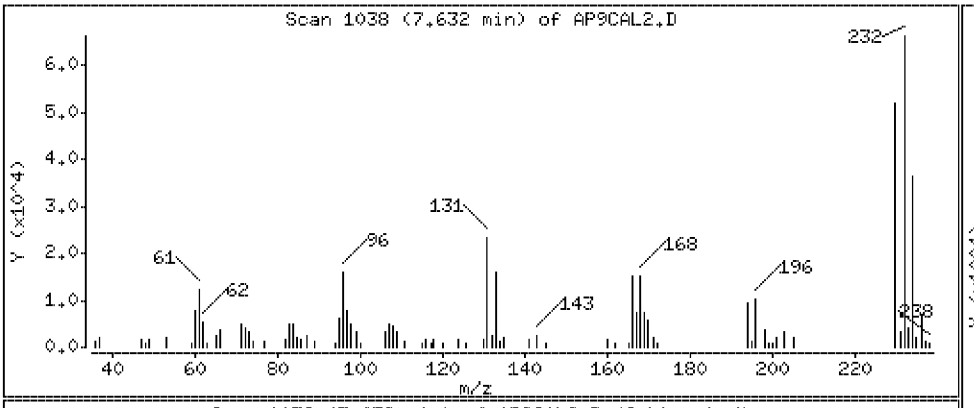

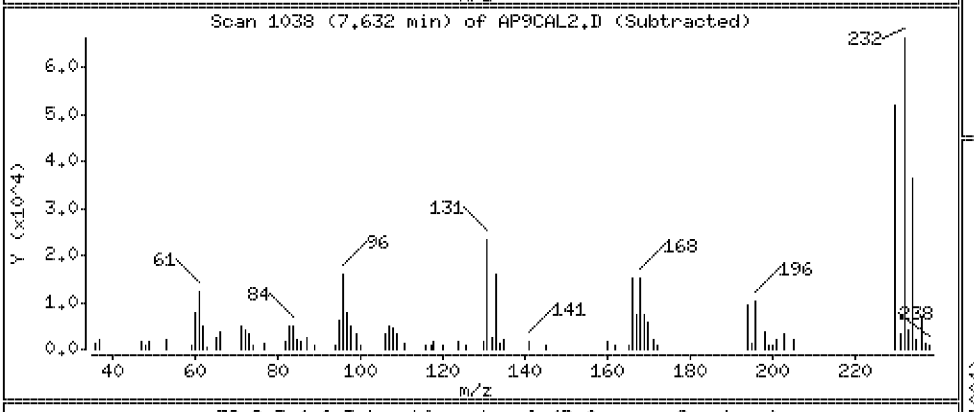

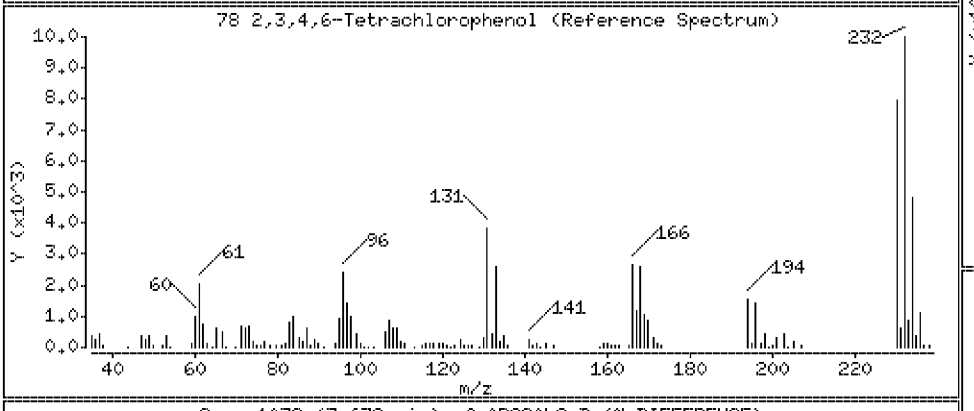

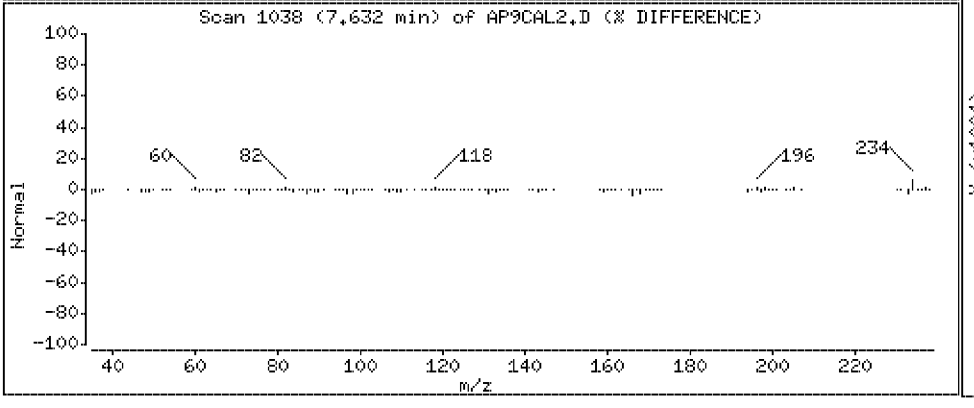

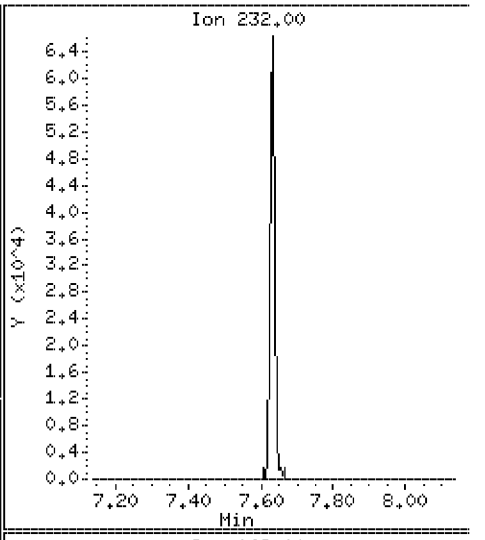

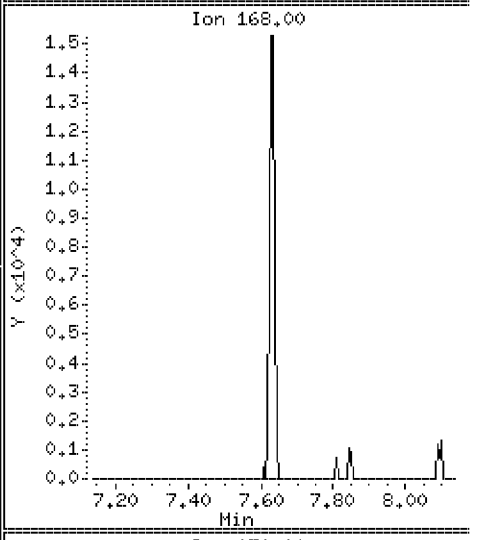

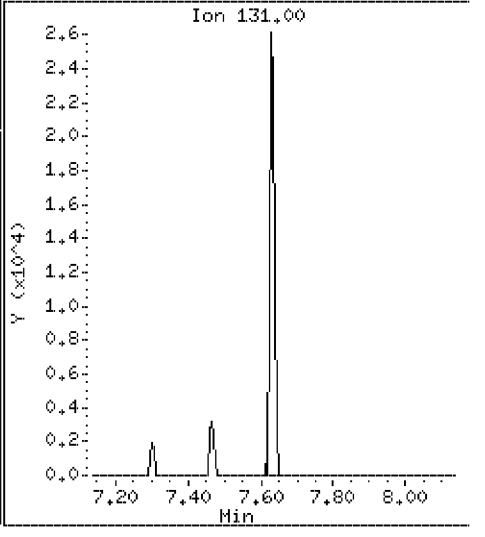

Data File: \\Svecd04\DD\chem\smsd03.i\S3042312.b\AP9CAL2.D

Date : 23-APR-2012 19:04

Client ID: AP9CAL2 Instrument: smsd03.i

Sample Info: 45960

Purge Volume: 1000.0 Operator: MJ

Column phase: HPMS-5 Column diameter: 0.25

79 2-Naphthylamine Concentration: 9.6 ug/l

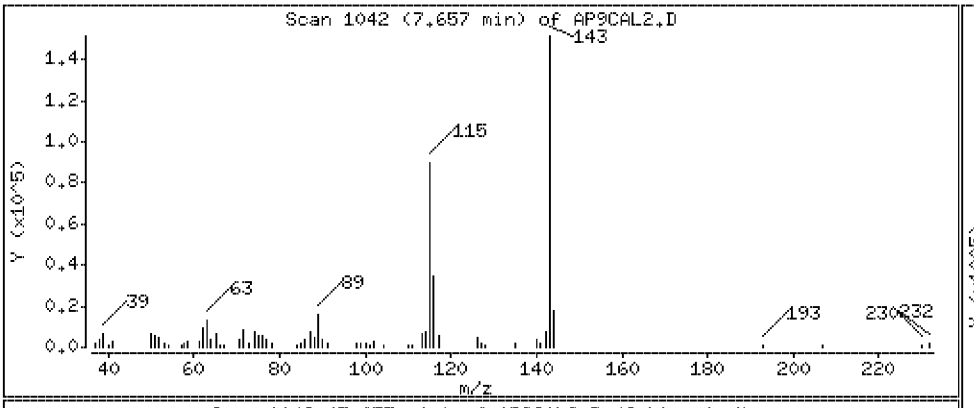

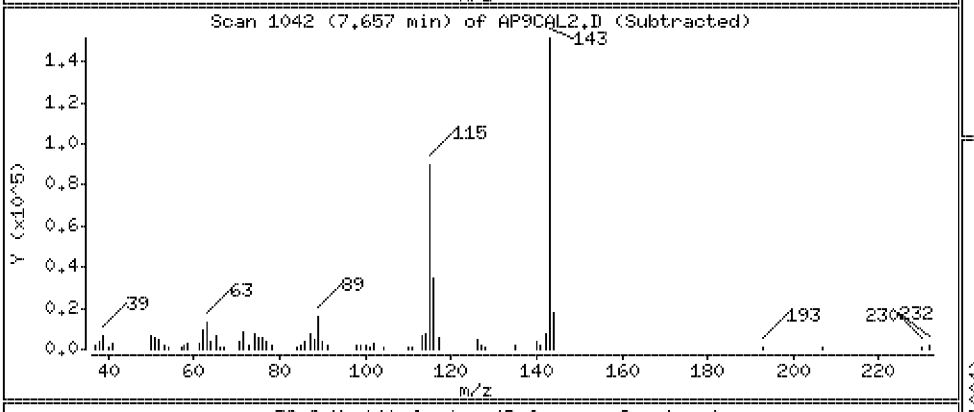

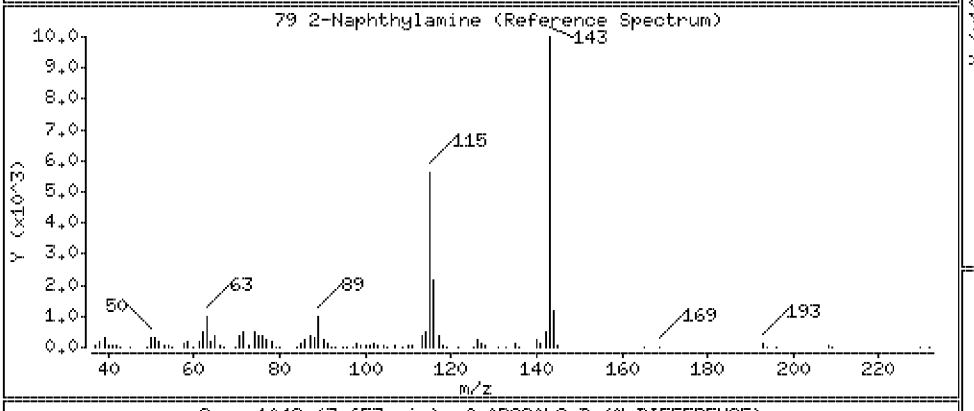

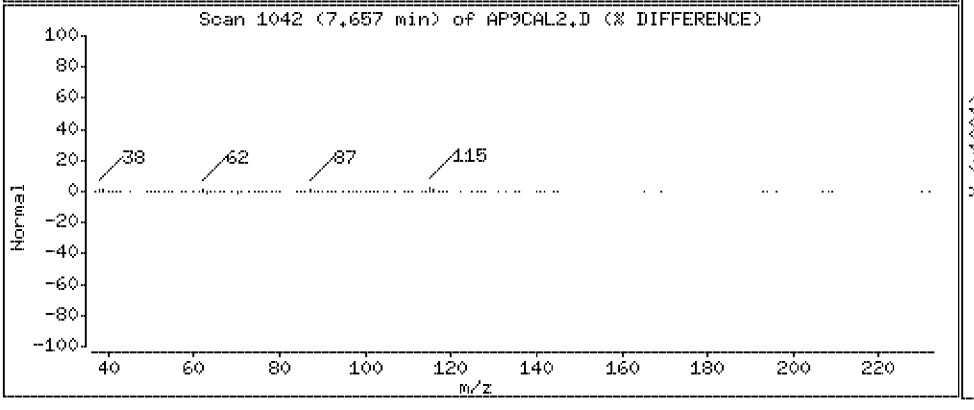

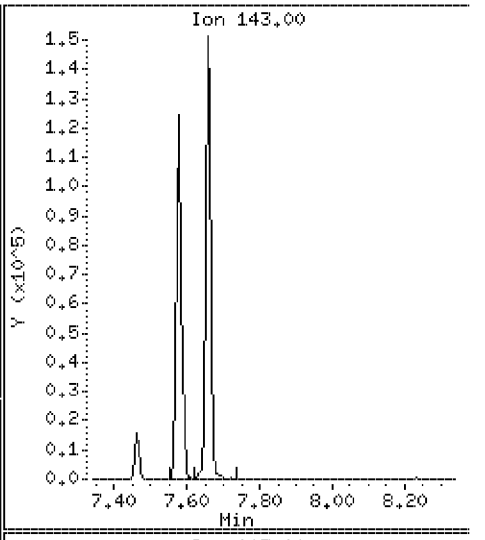

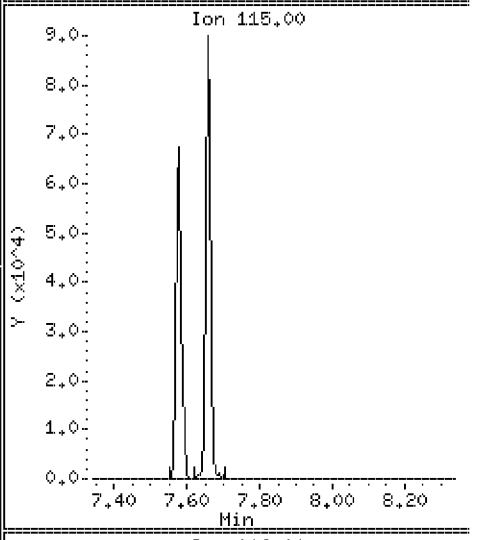

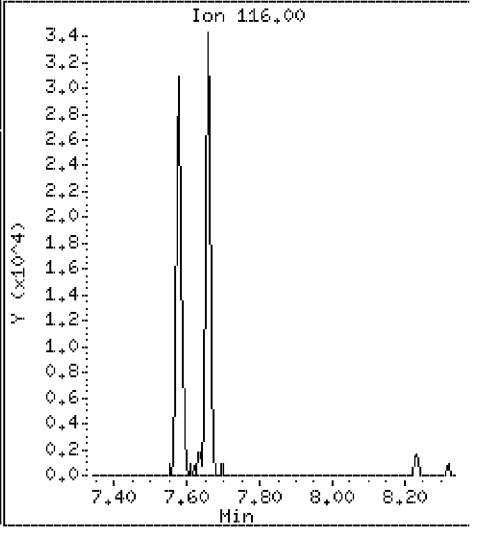

Data File: \\Svecd04\DD\chem\smsd03.i\S3042312.b\AP9CAL2.D

Date : 23-APR-2012 19:04

Client ID: AP9CAL2 Instrument: smsd03.i

Sample Info: 45960

Purge Volume: 1000.0 Operator: MJ

Column phase: HPMS-5 Column diameter: 0.25

83 5-Nitro-ortho-toluidine Concentration: 8.9 ug/l

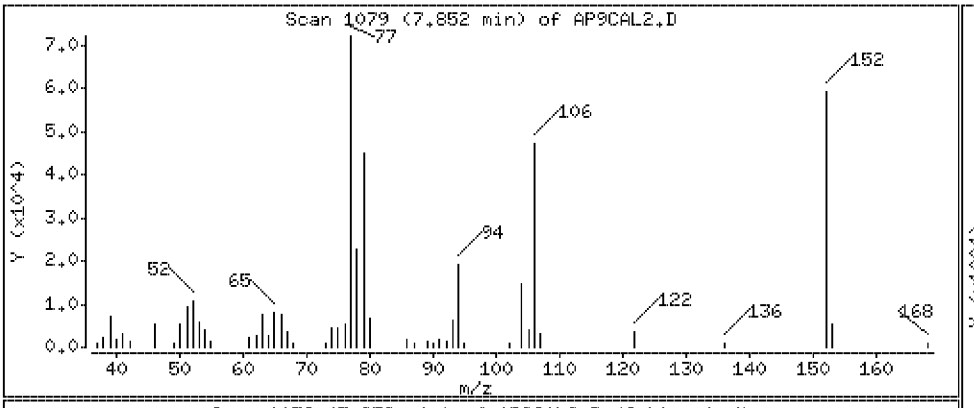

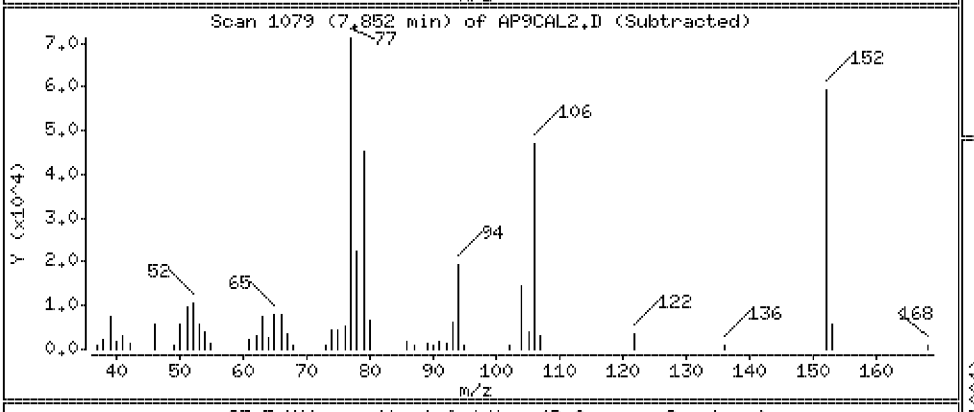

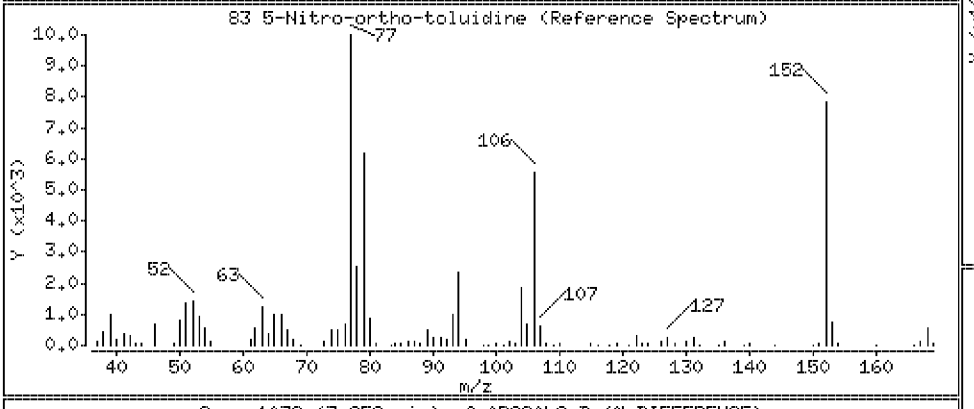

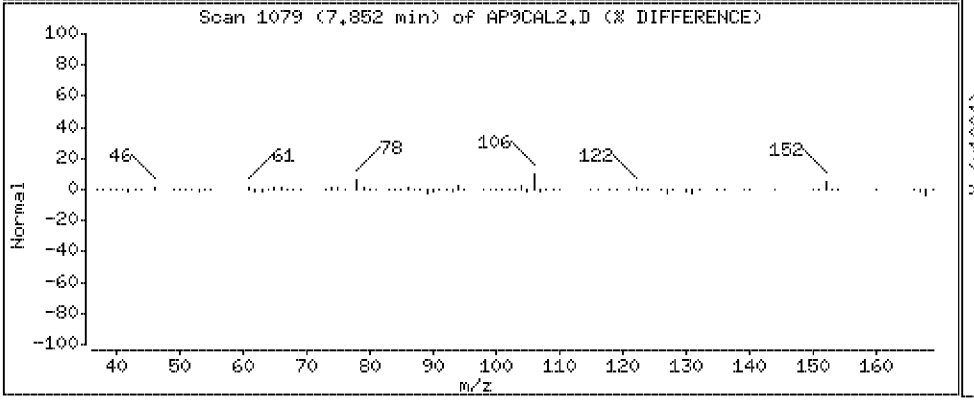

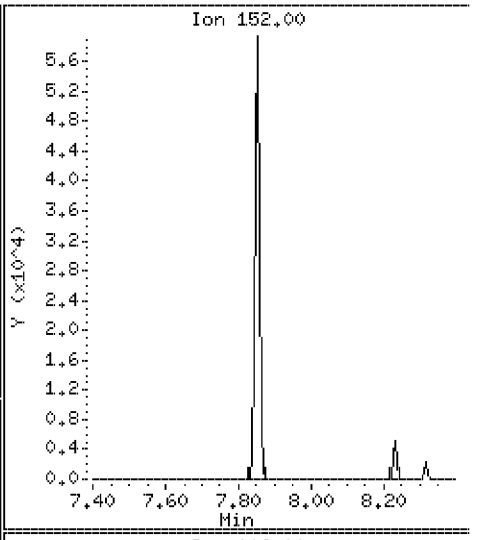

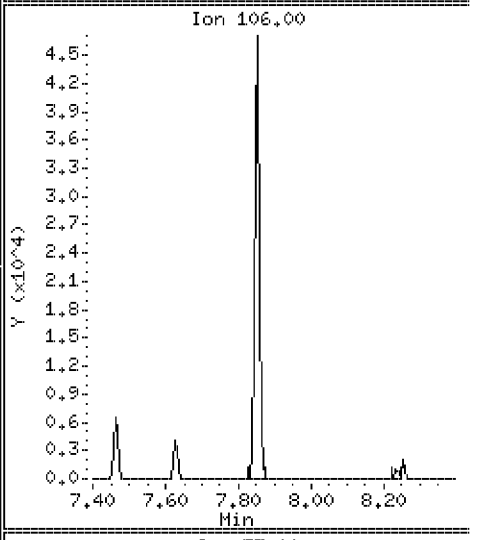

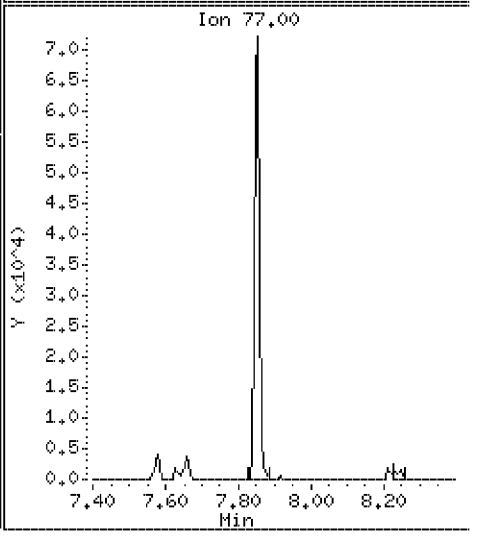

Data File: \\Svecd04\DD\chem\smsd03.i\S3042312.b\AP9CAL2.D

Date : 23-APR-2012 19:04

Client ID: AP9CAL2 Instrument: smsd03.i

Sample Info: 45960

Purge Volume: 1000.0 Operator: MJ

Column phase: HPMS-5 Column diameter: 0.25

90 1,3,5-Trinitrobenzene Concentration: 10.6 ug/l

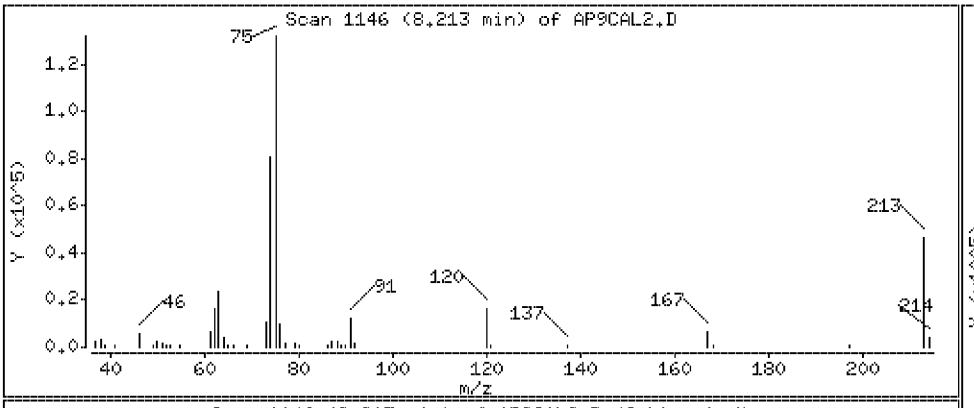

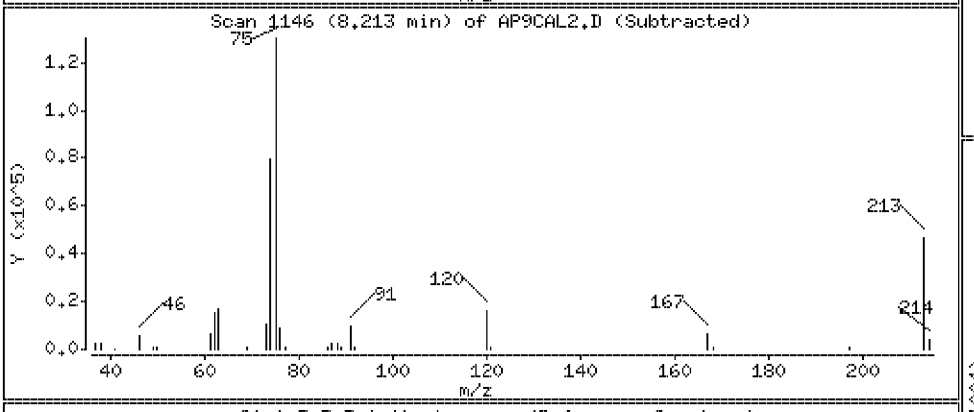

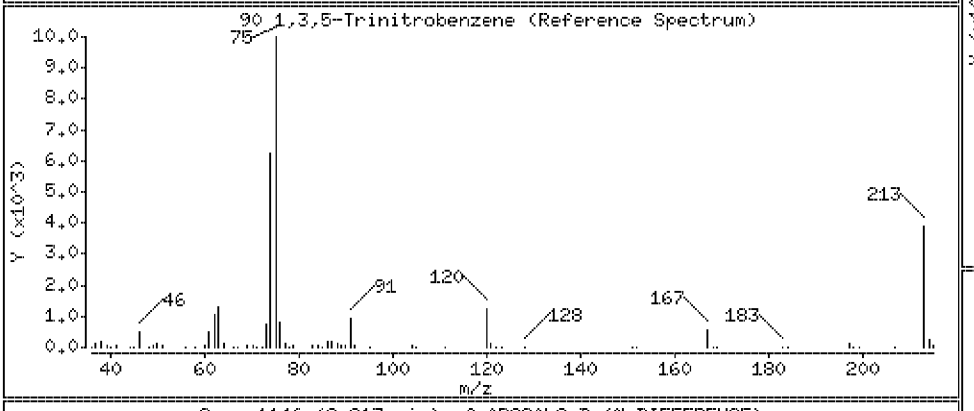

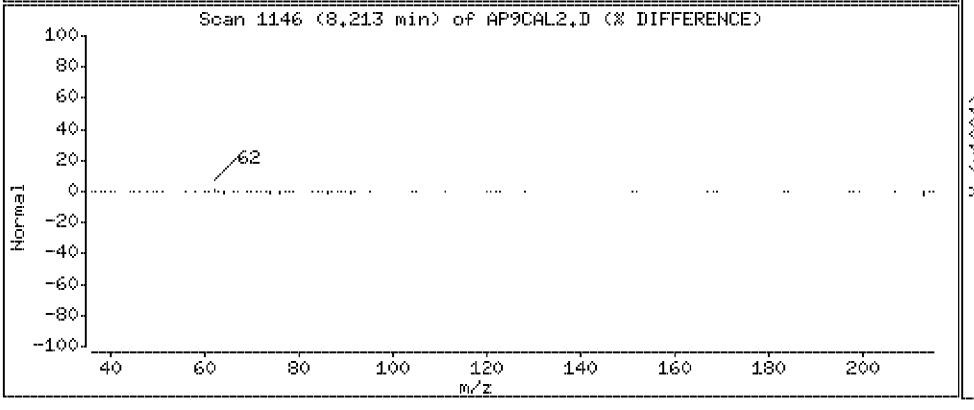

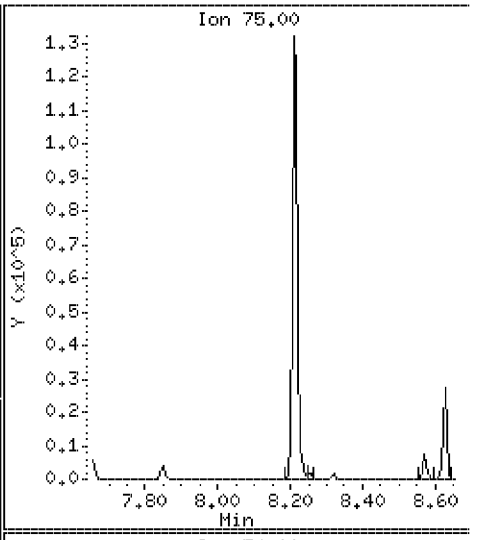

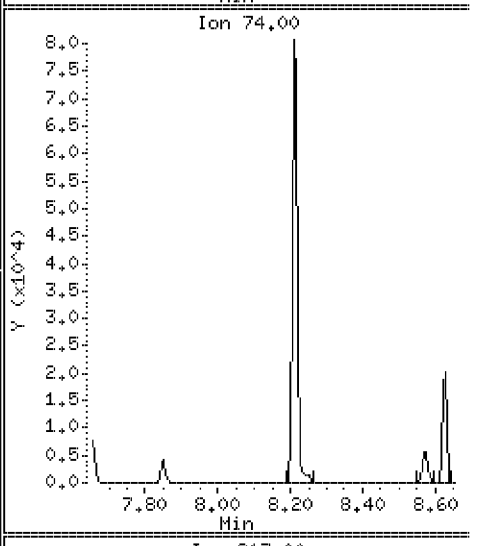

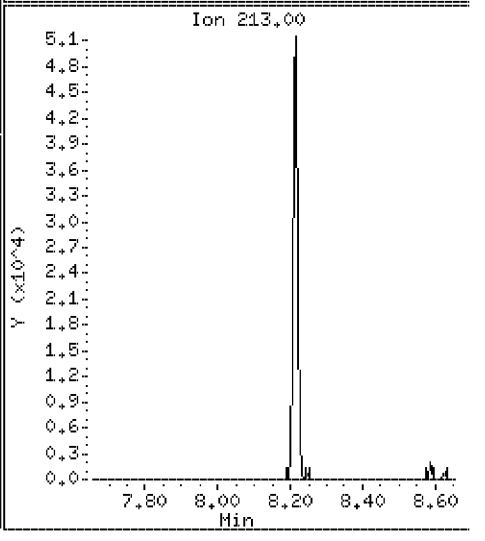

Data File: \\Svecd04\DD\chem\smsd03.i\S3042312.b\AP9CAL2.D

Date : 23-APR-2012 19:04

Client ID: AP9CAL2

Instrument: smsd03.i

Sample Info: 45960

Purge Volume: 1000.0

Operator: MJ

Column phase: HPMS-5

Column diameter: 0.25

89 Diallate

Concentration: 9.0 ug/l

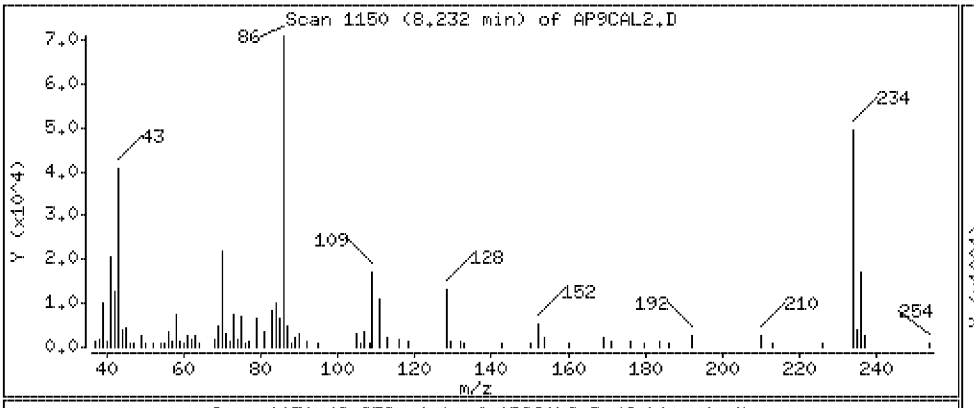

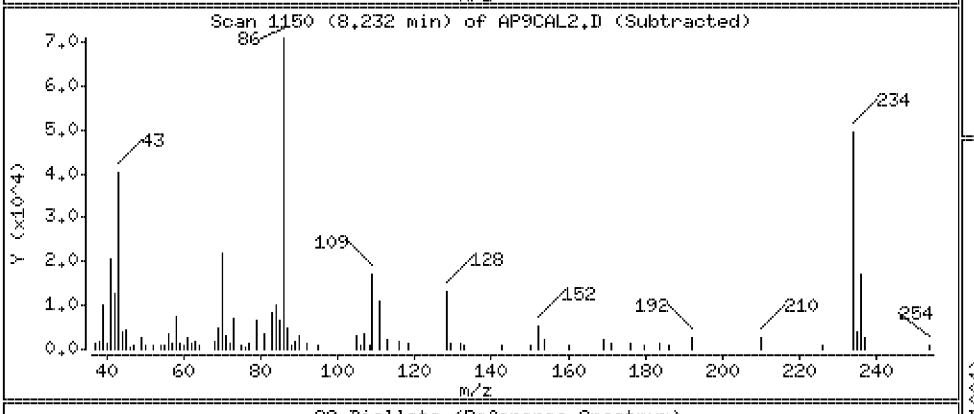

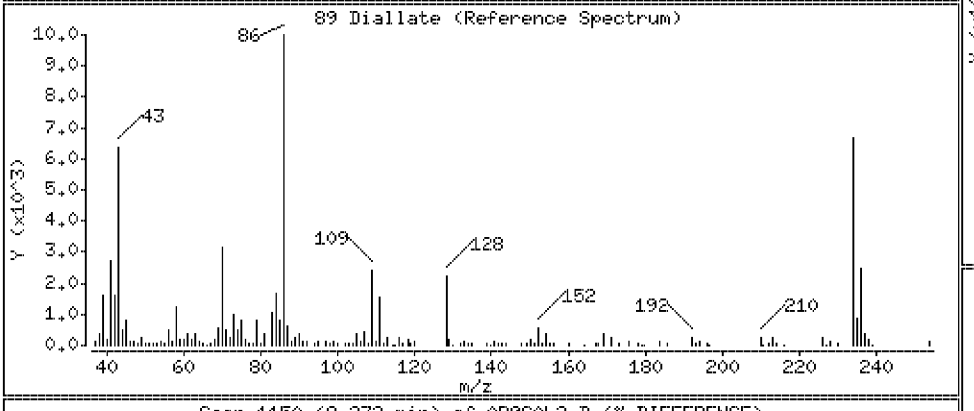

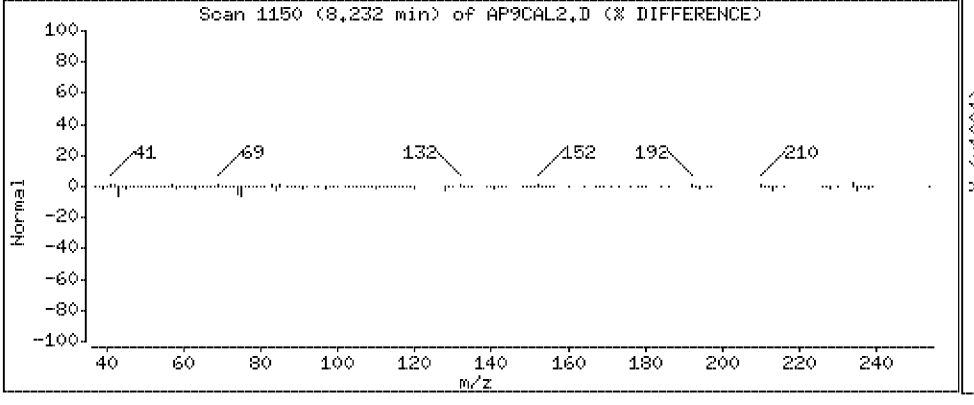

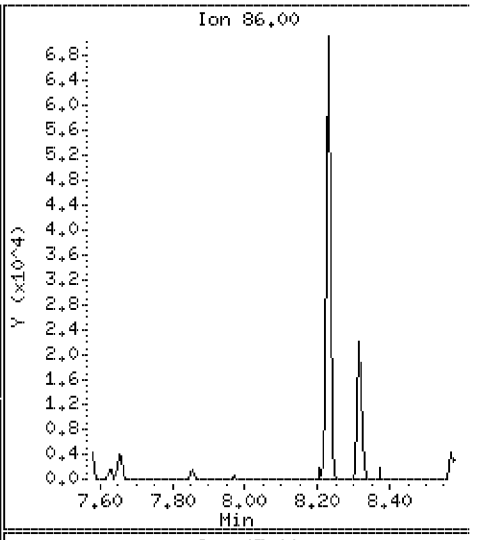

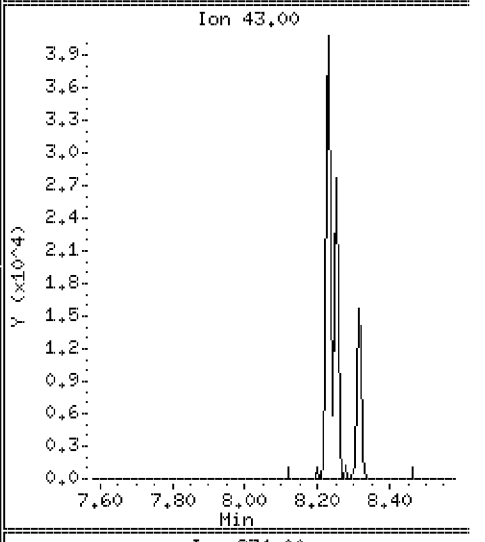

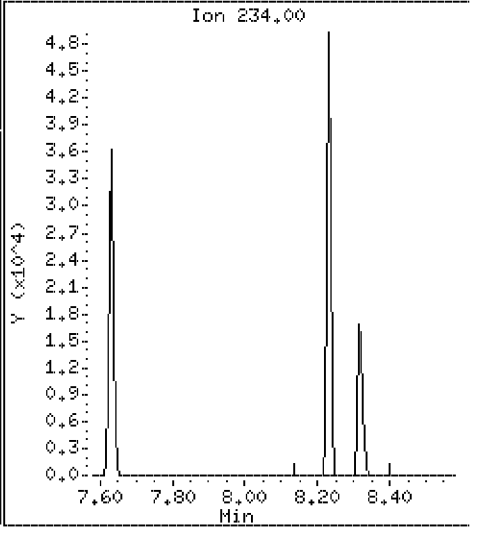

Data File: \\Svecd04\DD\chem\smsd03.i\S3042312.b\AP9CAL2.D

Date : 23-APR-2012 19:04

Client ID: AP9CAL2 | Instrument: smsd03.i

Sample Info: 45960

Purge Volume: 1000.0 | Operator: MJ

Column phase: HPMS-5 | Column diameter: 0.25

92 Phenacetin | Concentration: 10.2 ug/l

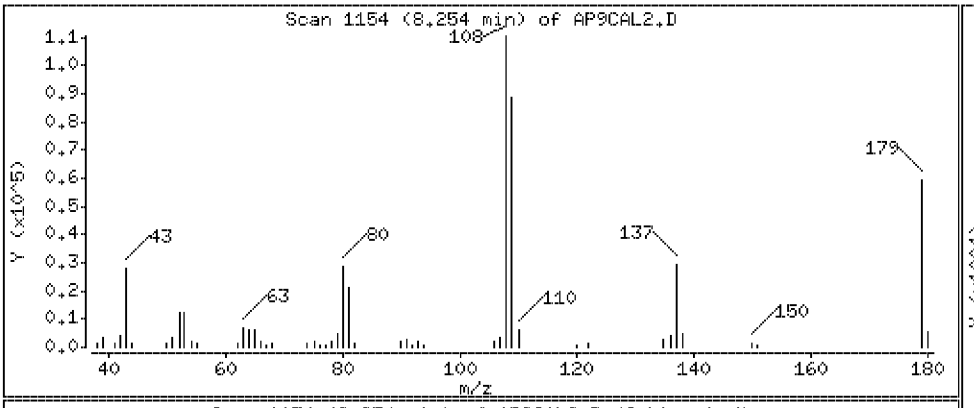

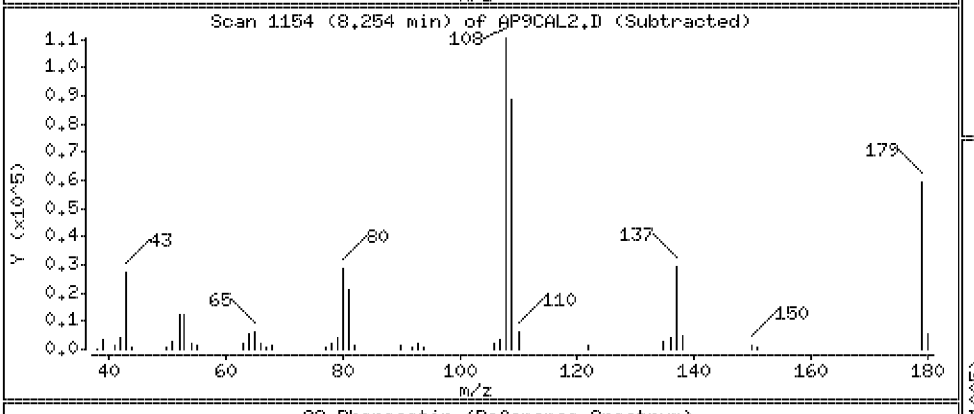

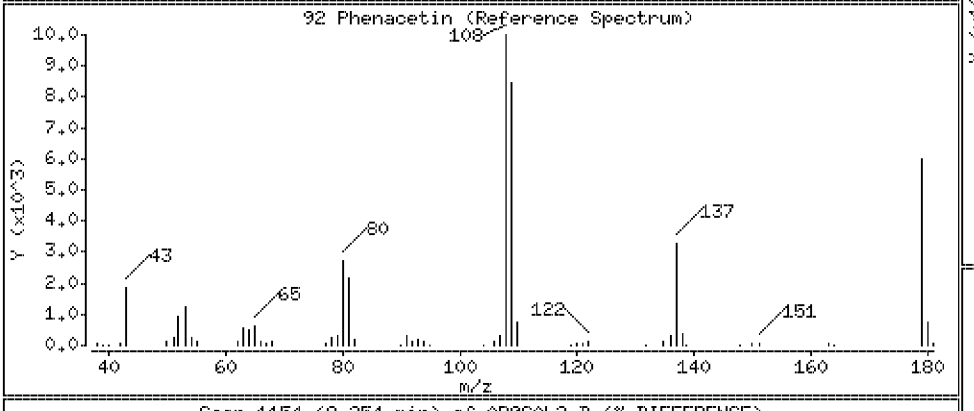

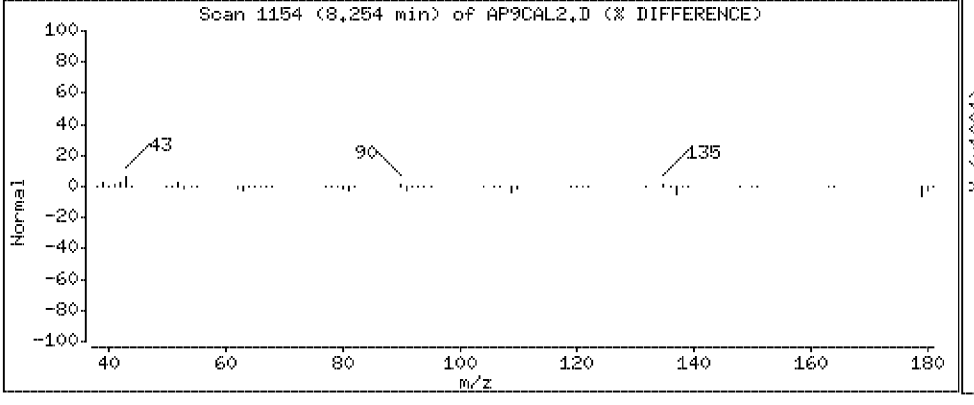

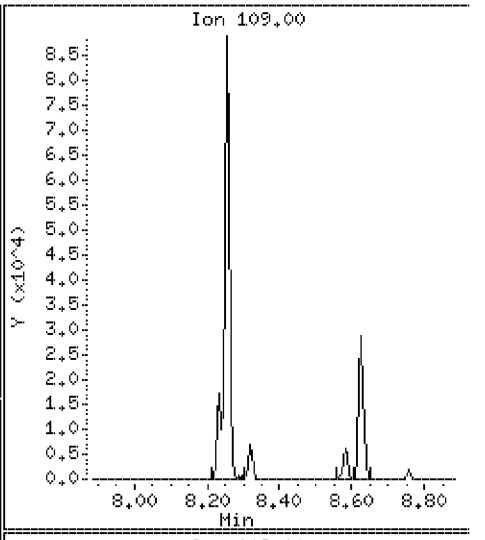

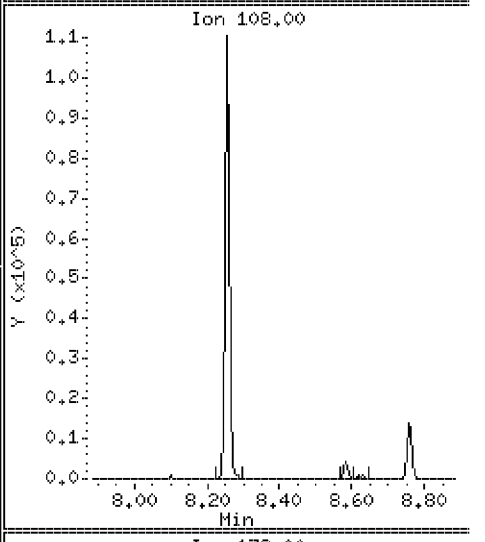

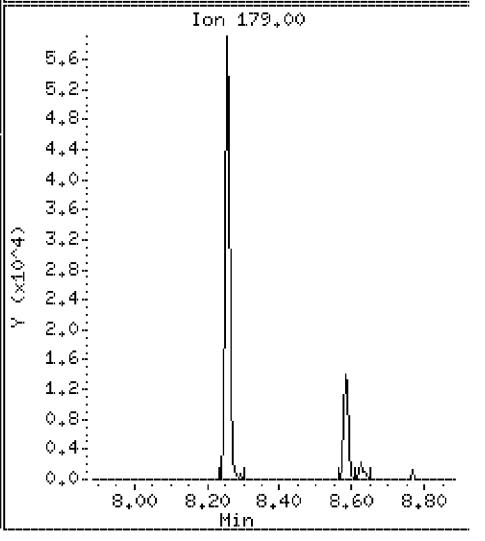

Data File: \\Svecd04\DD\chem\smsd03.i\S3042312.b\AP9CAL2.D

Date : 23-APR-2012 19:04

Client ID: AP9CAL2 | Instrument: smsd03.i

Sample Info: 45960

Purge Volume: 1000.0 | Operator: MJ

Column phase: HPMS-5 | Column diameter: 0.25

91 p-Phenylenediamine | Concentration: 9.3 ug/l

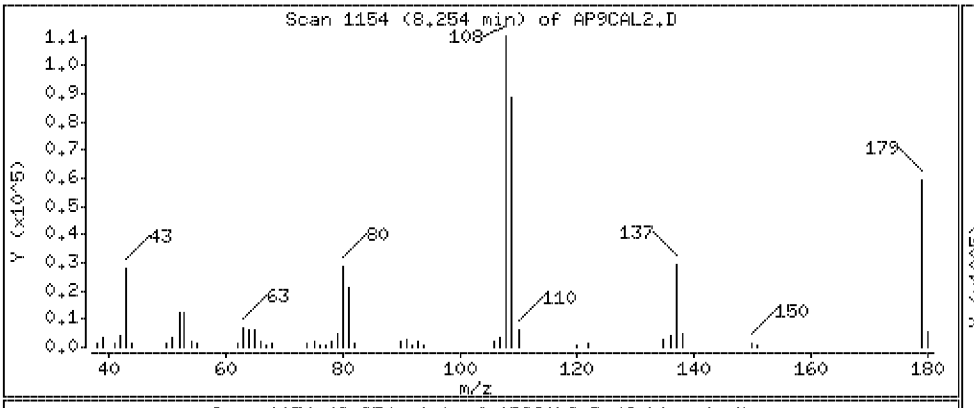

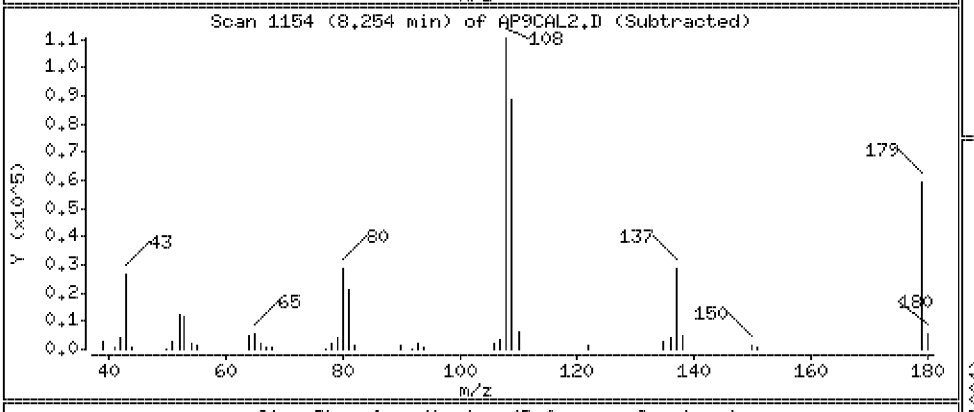

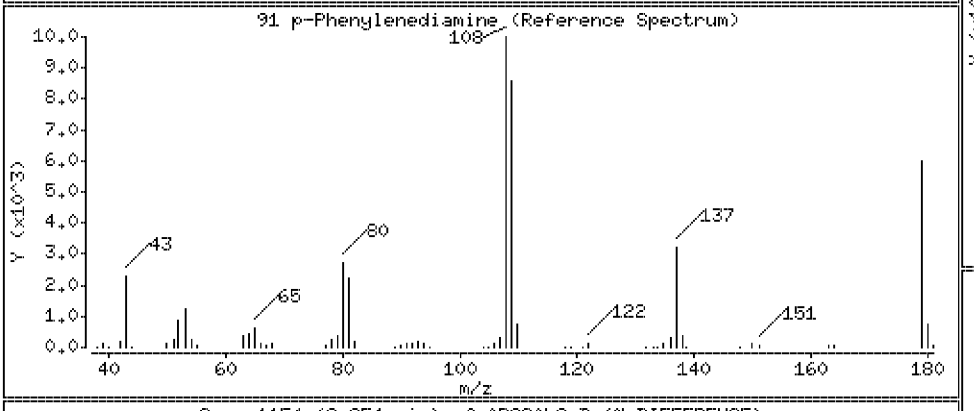

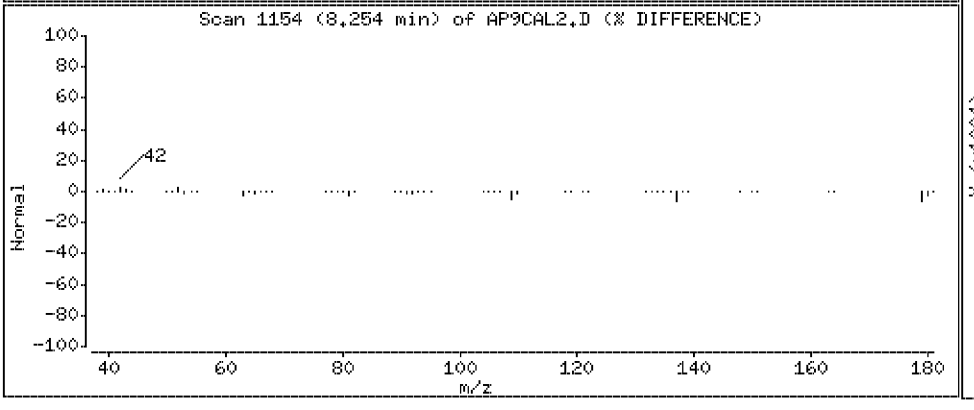

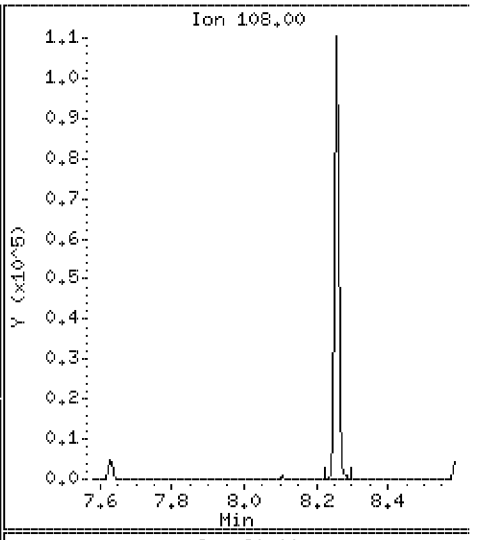

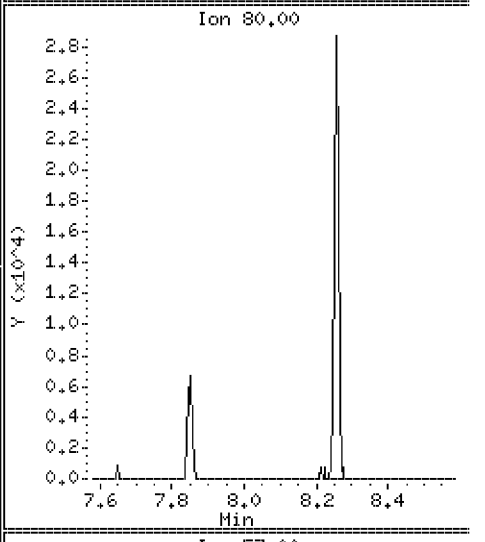

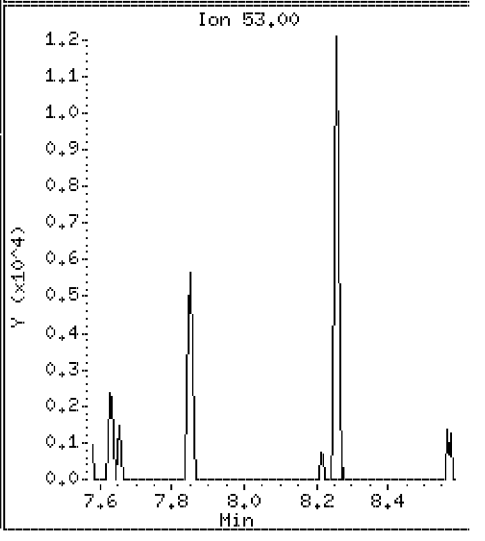

Data File: \\Svecd04\DD\chem\smsd03.i\S3042312.b\AP9CAL2.D

Date : 23-APR-2012 19:04

Client ID: AP9CAL2 | Instrument: smsd03.i

Sample Info: 45960

Purge Volume: 1000.0 | Operator: MJ

Column phase: HPMS-5 | Column diameter: 0.25

97 Pentachloronitrobenzene | Concentration: 9.4 ug/l

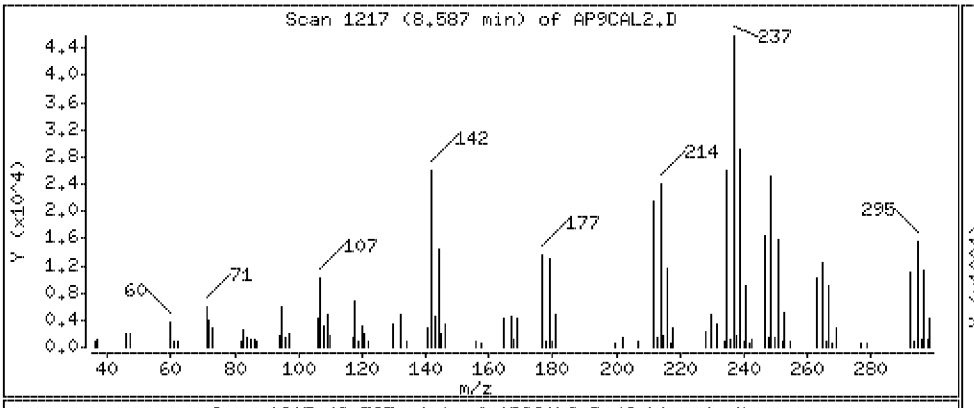

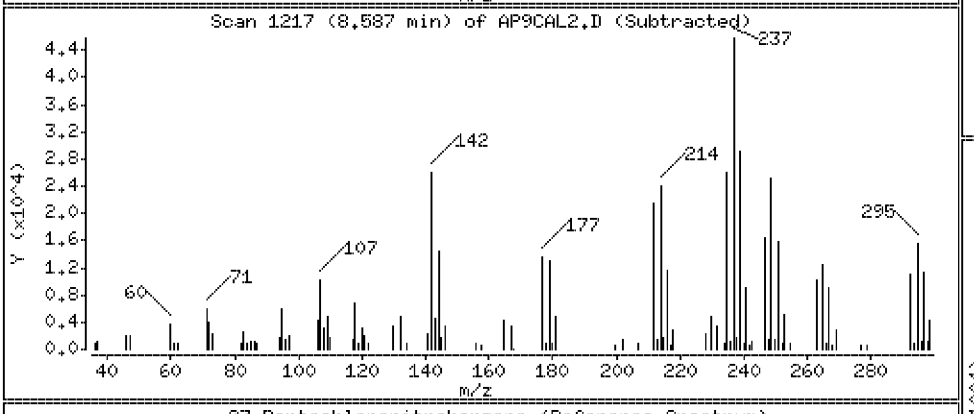

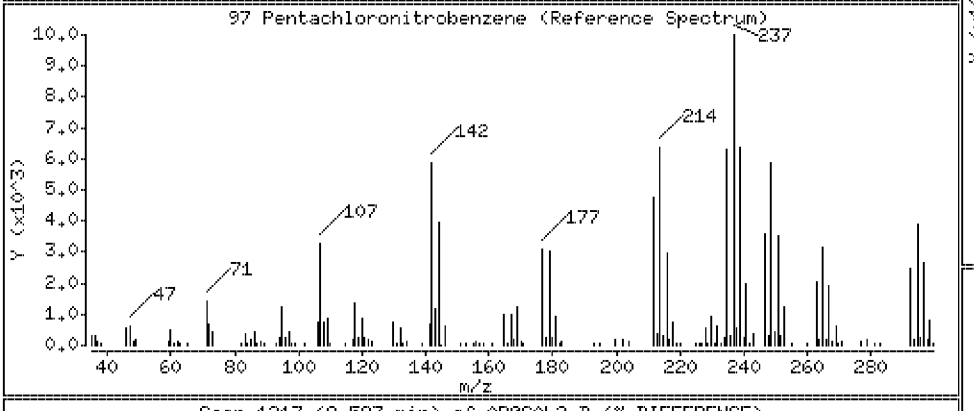

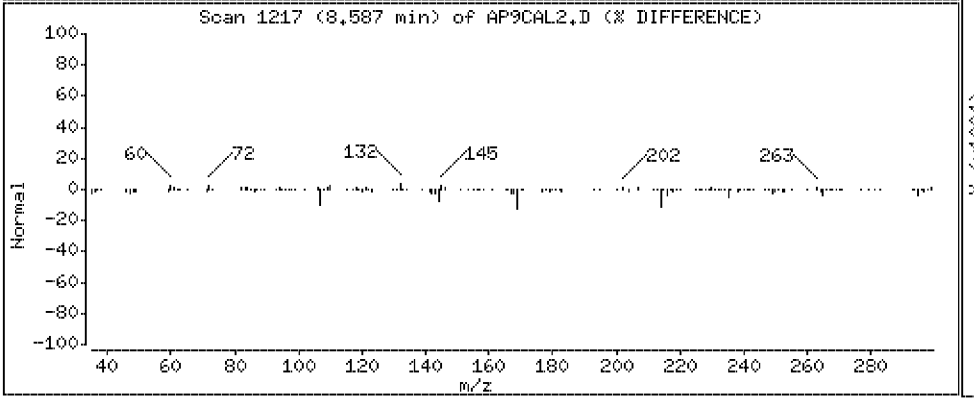

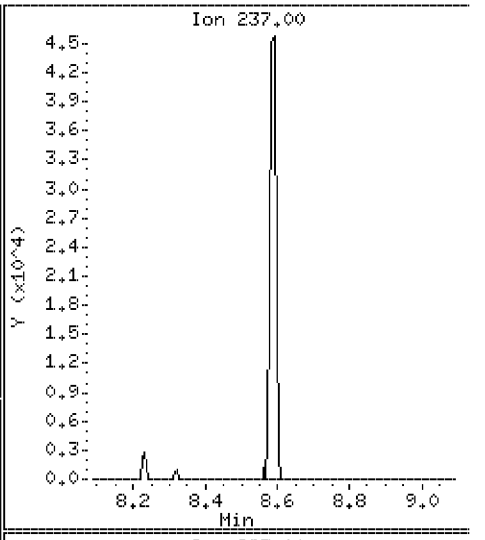

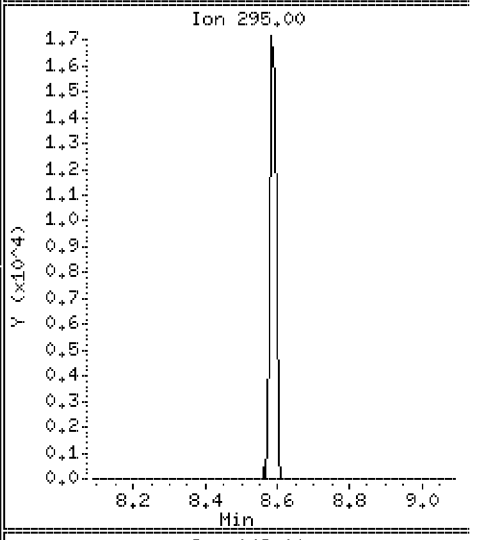

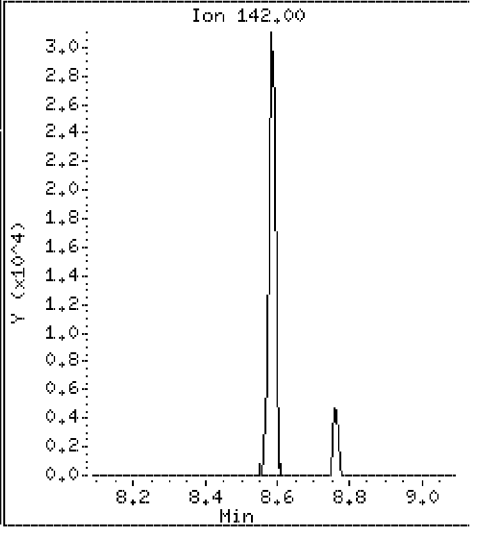

Data File: \\Svecd04\DD\chem\smsd03.i\S3042312.b\AP9CAL2.D

Date : 23-APR-2012 19:04

Client ID: AP9CAL2 Instrument: smsd03.i

Sample Info: 45960

Purge Volume: 1000.0 Operator: MJ

Column phase: HPMS-5 Column diameter: 0.25

98 4-Aminobiphenyl Concentration: 9.8 ug/l

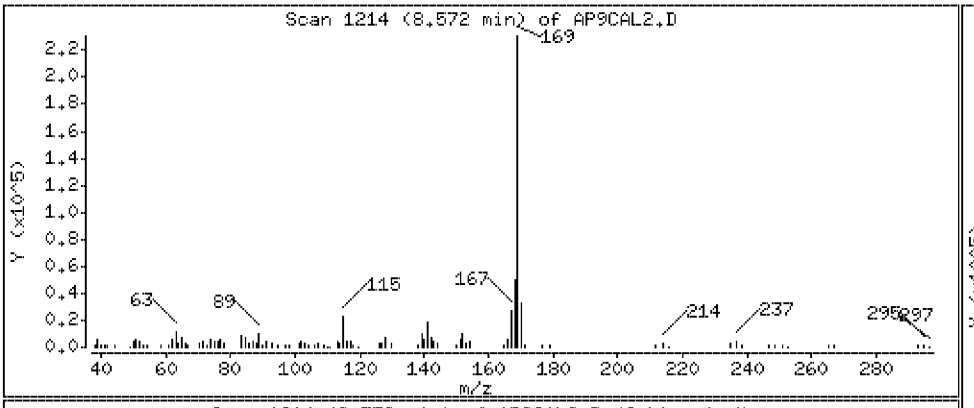

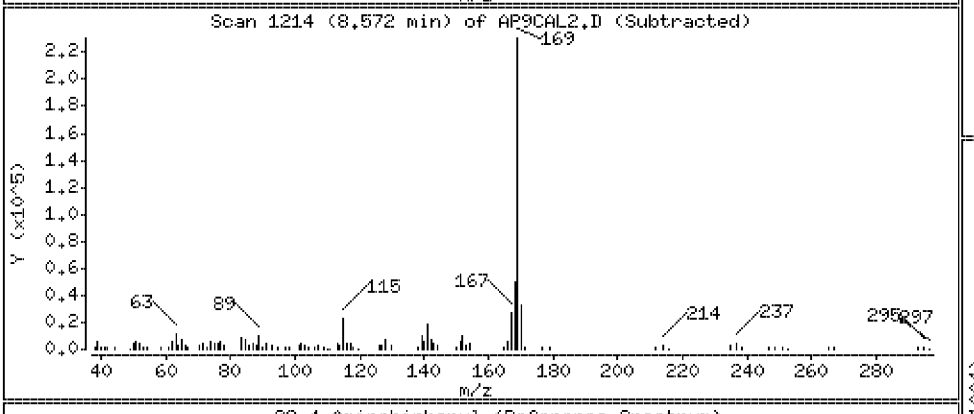

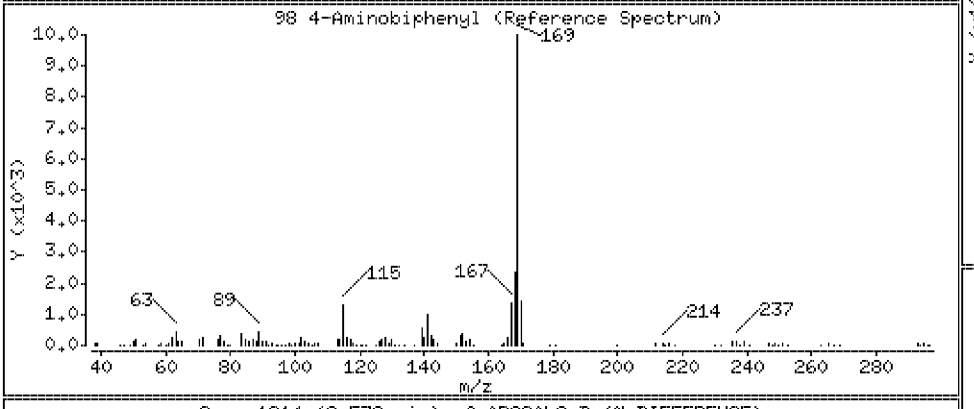

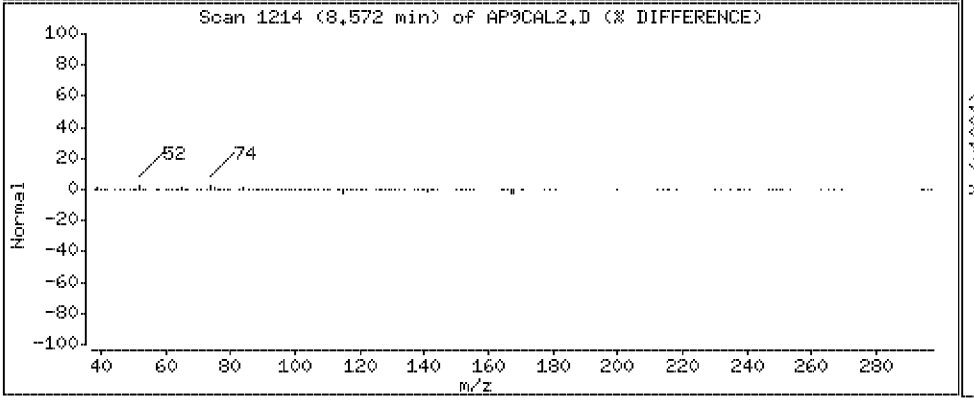

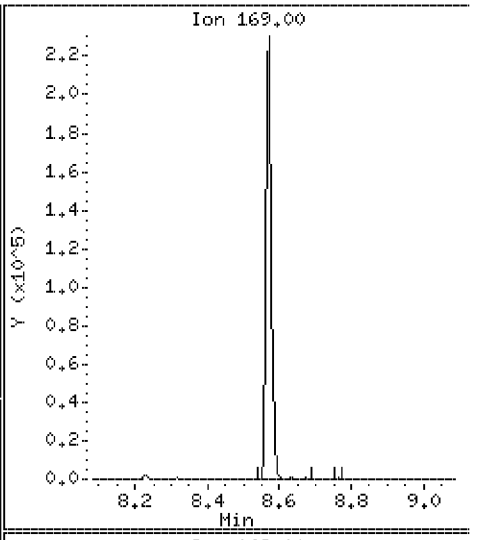

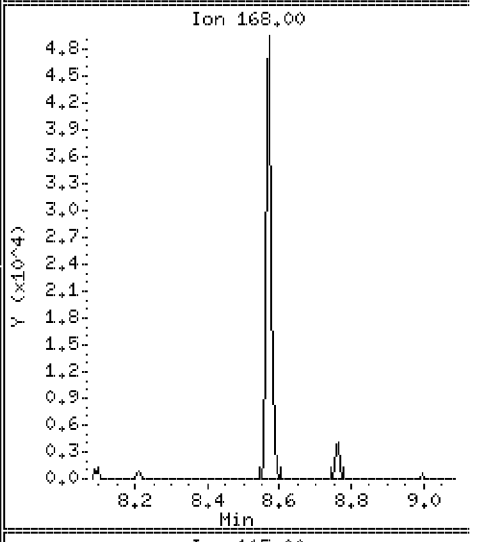

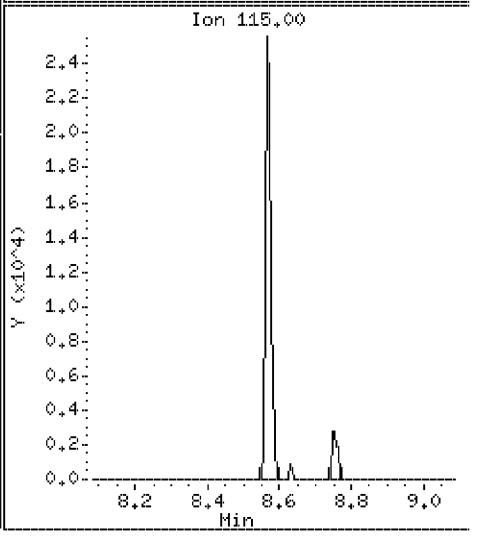

Data File: \\Svecd04\DD\chem\smsd03.i\S3042312.b\AP9CAL2.D

Date : 23-APR-2012 19:04

Client ID: AP9CAL2 Instrument: smsd03.i

Sample Info: 45960

Purge Volume: 1000.0 Operator: MJ

Column phase: HPMS-5 Column diameter: 0.25

99 Pronamide Concentration: 9.1 ug/l

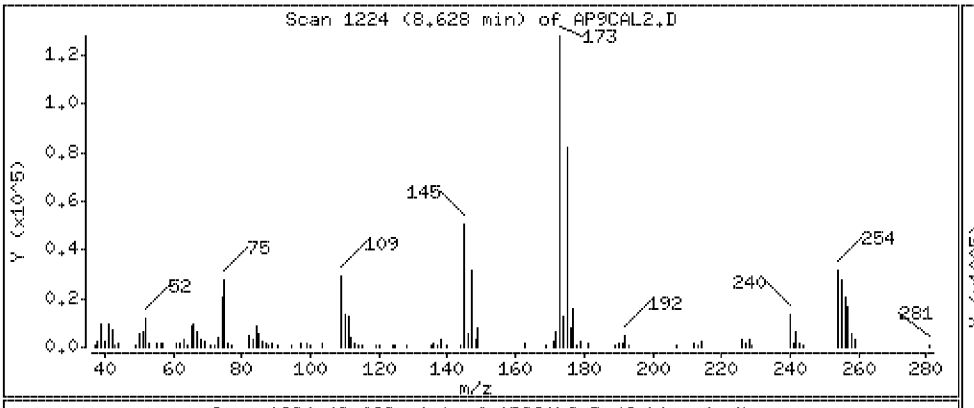

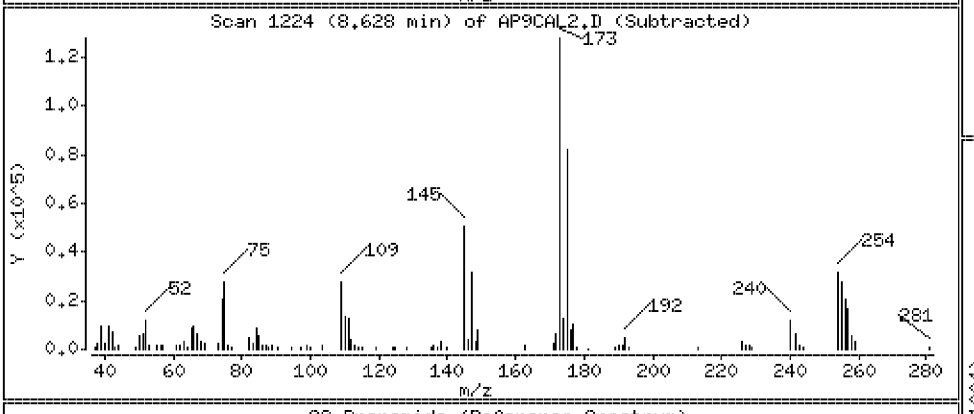

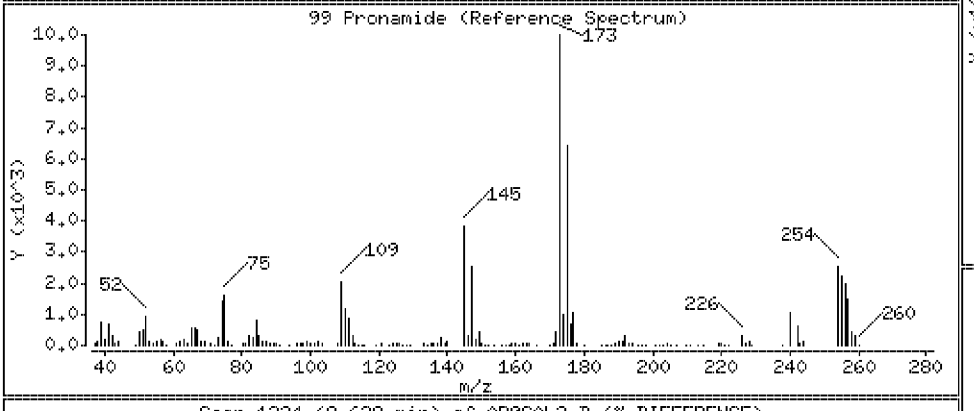

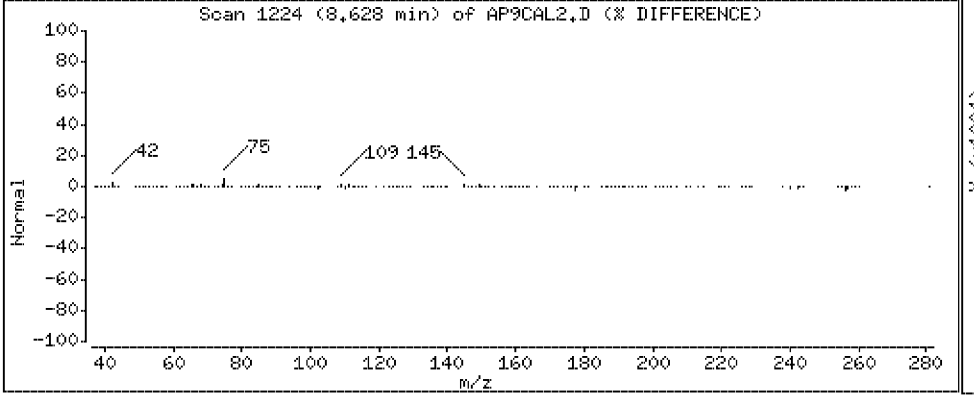

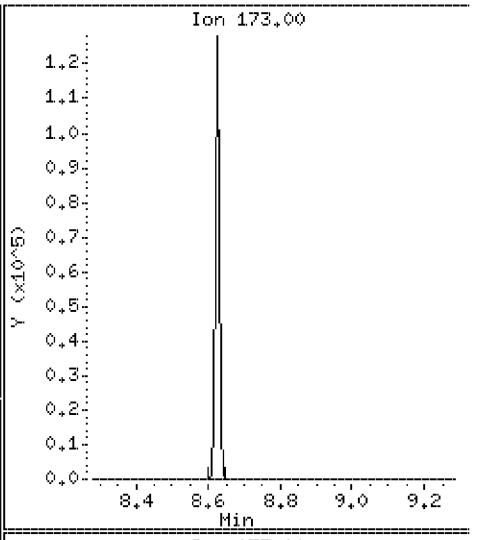

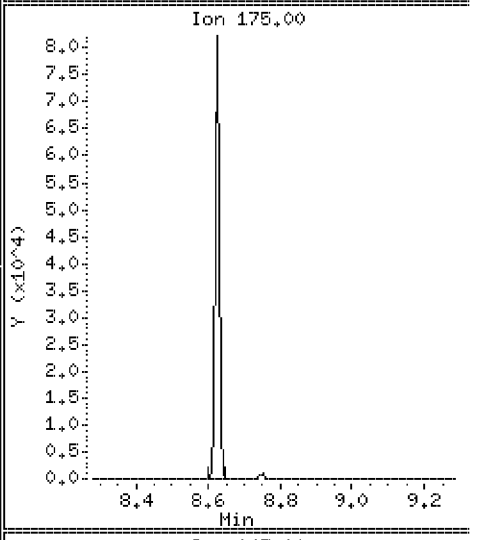

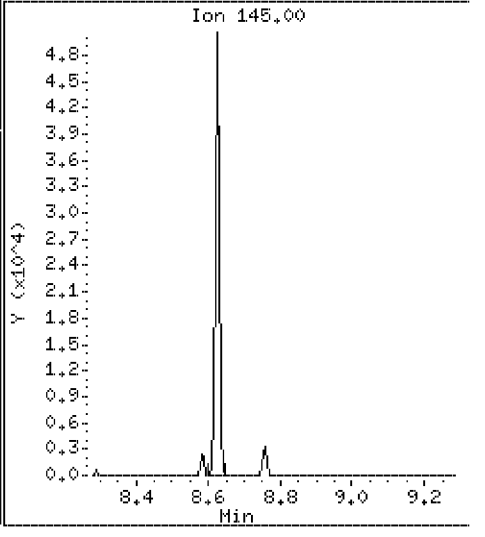

Data File: \\Svecd04\DD\chem\smsd03.i\S3042312.b\AP9CAL2.D

Date : 23-APR-2012 19:04

Client ID: AP9CAL2 Instrument: smsd03.i

Sample Info: 45960

Purge Volume: 1000.0 Operator: MJ

Column phase: HPMS-5 Column diameter: 0.25

102 Dinoseb Concentration: 9.8 ug/l

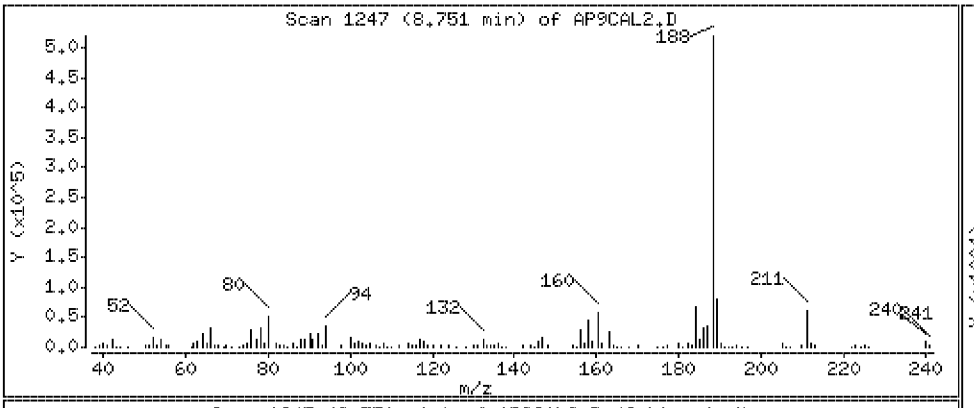

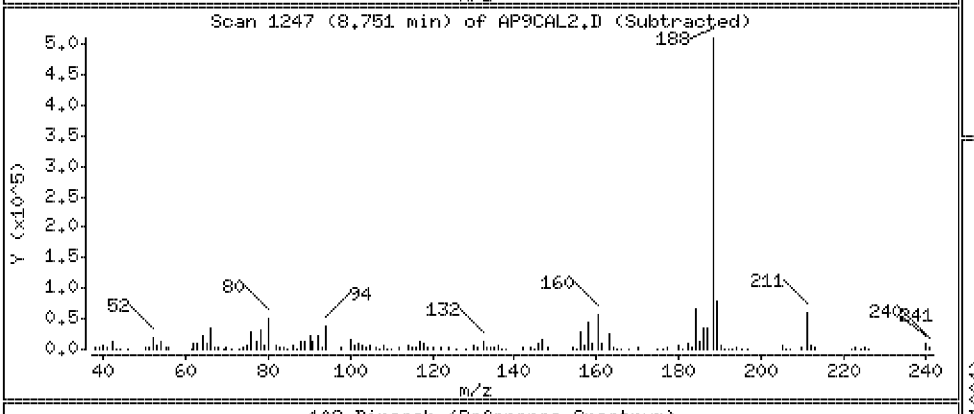

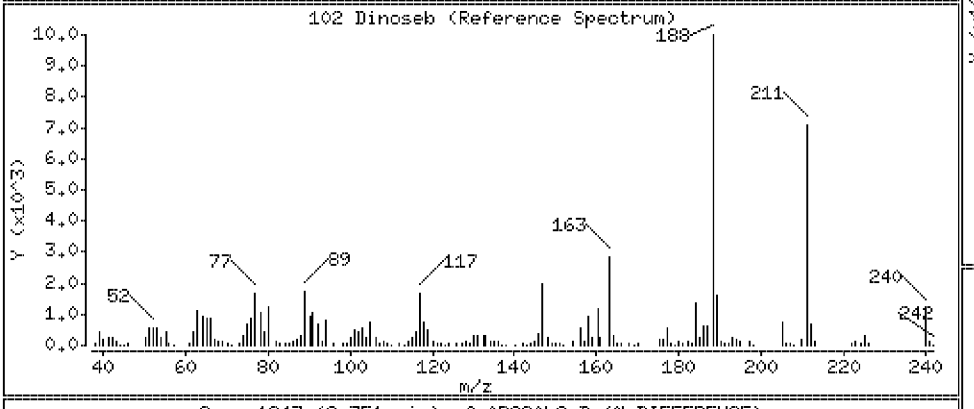

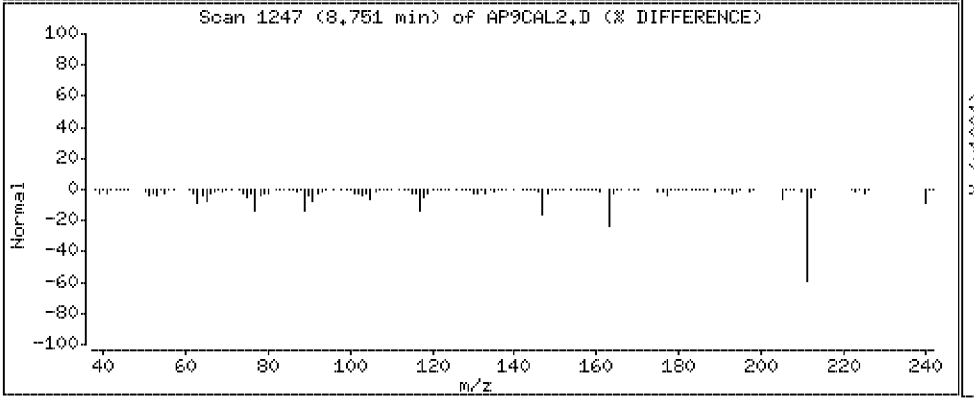

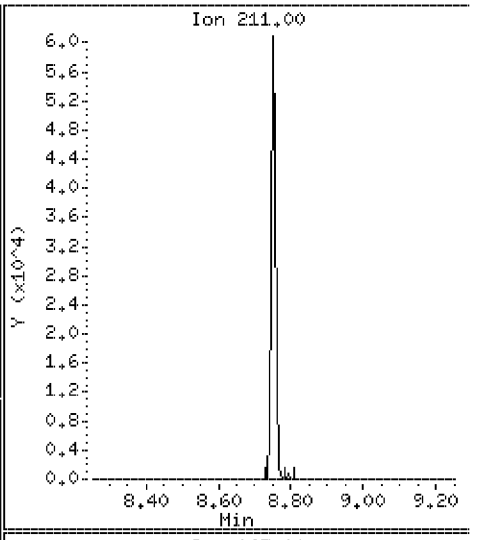

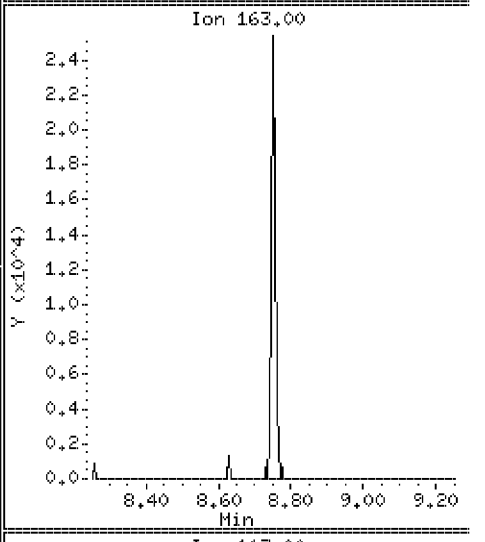

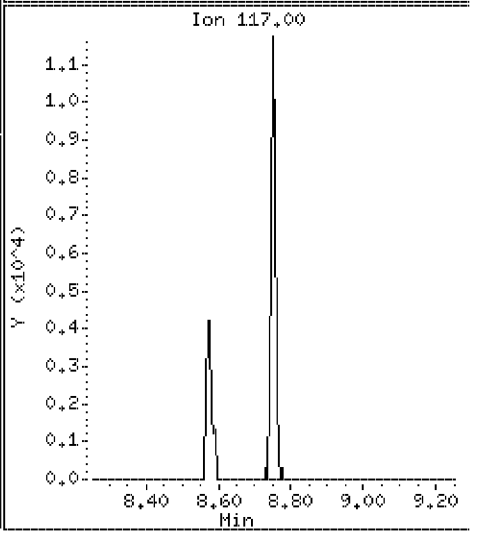

Data File: \\Svecd04\DD\chem\smsd03.i\S3042312.b\AP9CAL2.D

Date : 23-APR-2012 19:04

Client ID: AP9CAL2 Instrument: smsd03.i

Sample Info: 45960

Purge Volume: 1000.0 Operator: MJ

Column phase: HPMS-5 Column diameter: 0.25

106 4-Nitroquinoline-1-oxide Concentration: 10.1 ug/l

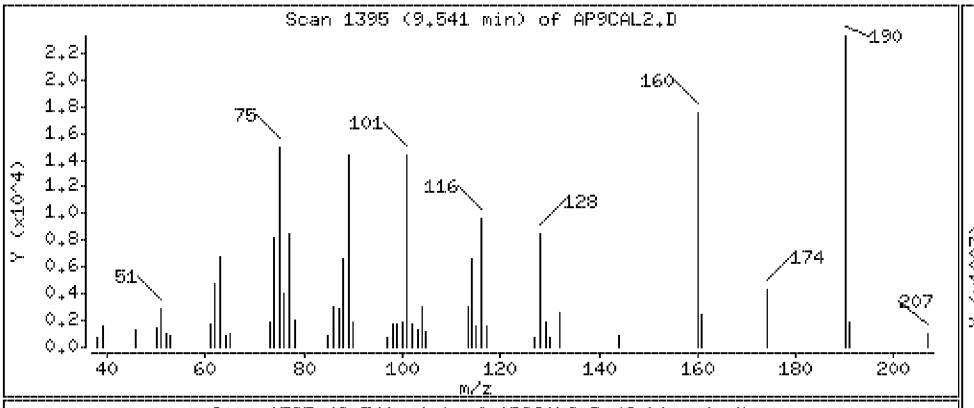

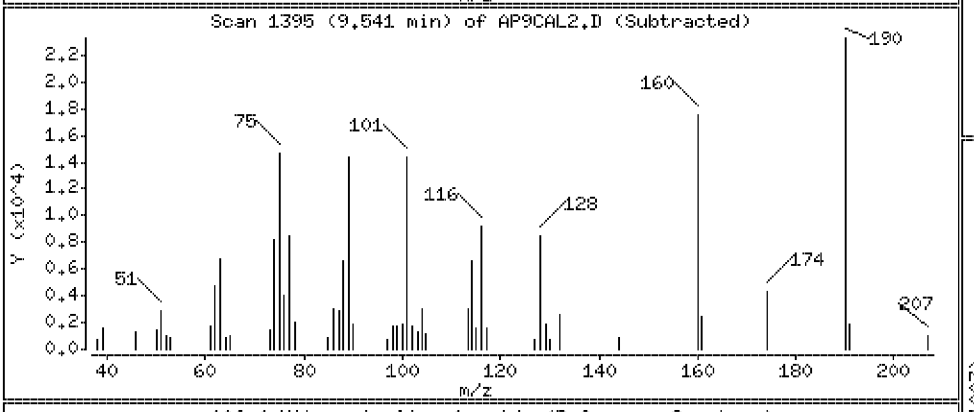

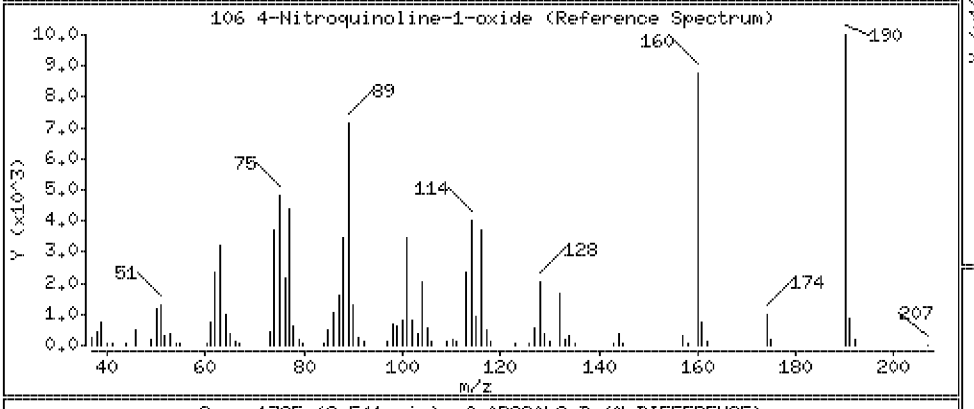

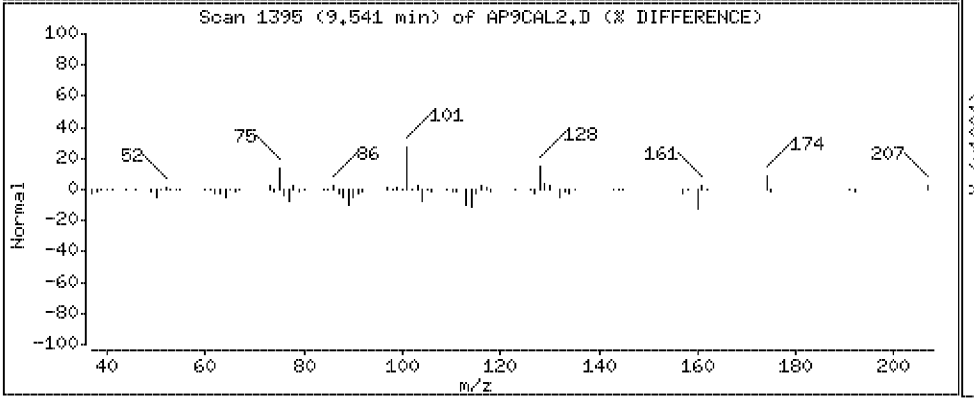

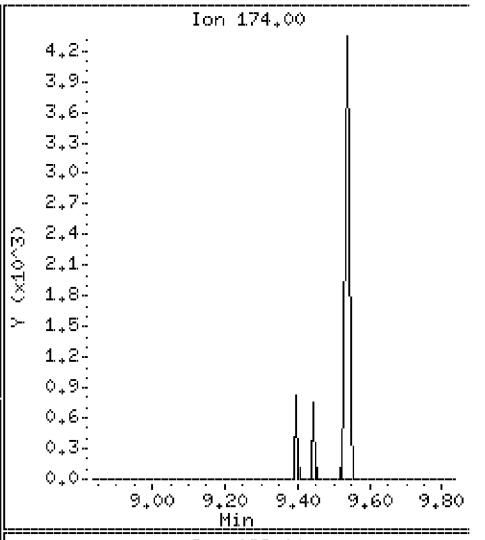

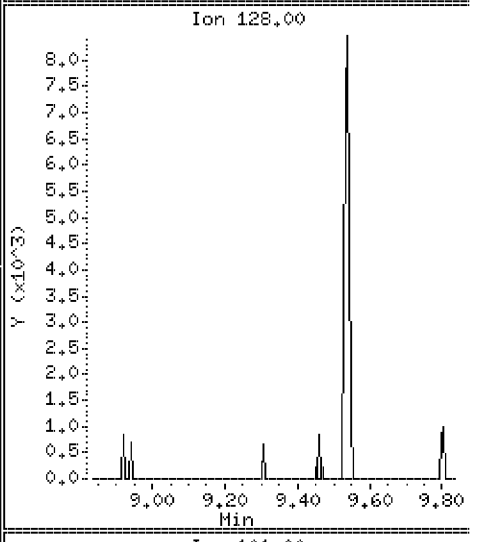

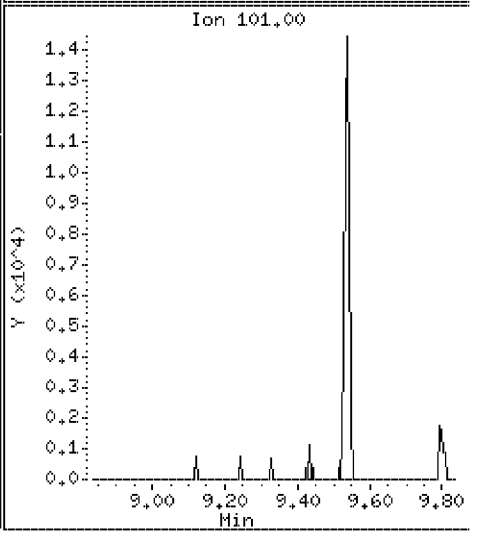

Data File: \\Svecd04\DD\chem\smsd03.i\S3042312.b\AP9CAL2.D

Date : 23-APR-2012 19:04

Client ID: AP9CAL2 Instrument: smsd03.i

Sample Info: 45960

Purge Volume: 1000.0 Operator: MJ

Column phase: HPMS-5 Column diameter: 0.25

107 Methapyrilene Concentration: 8.5 ug/l

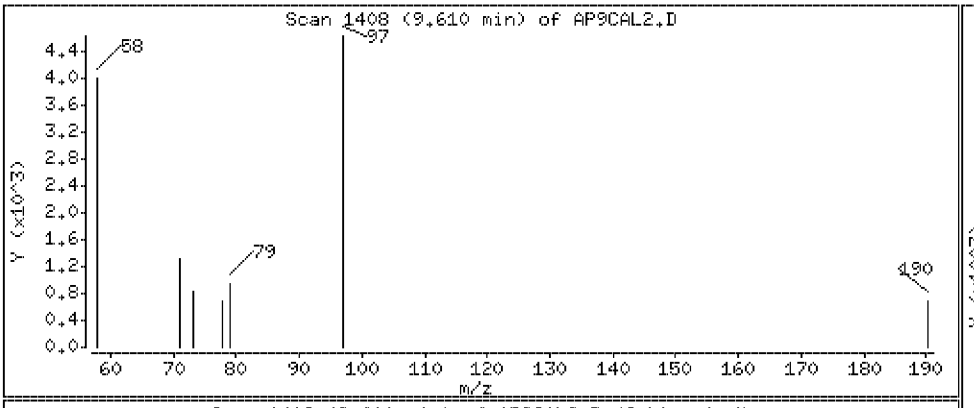

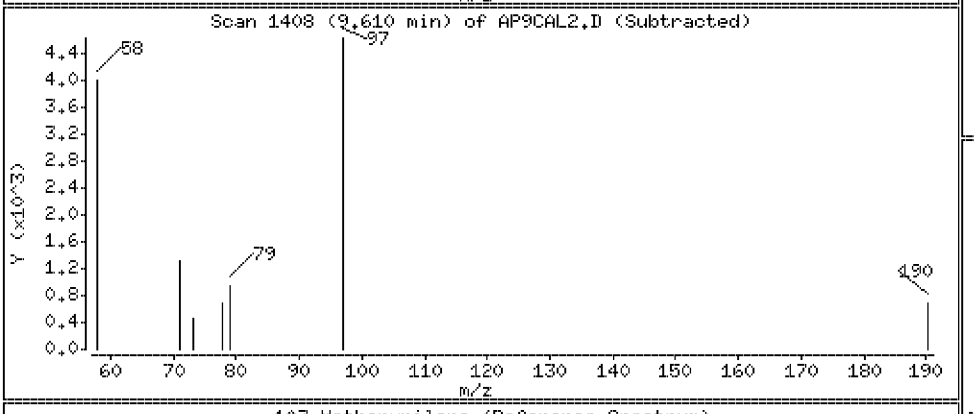

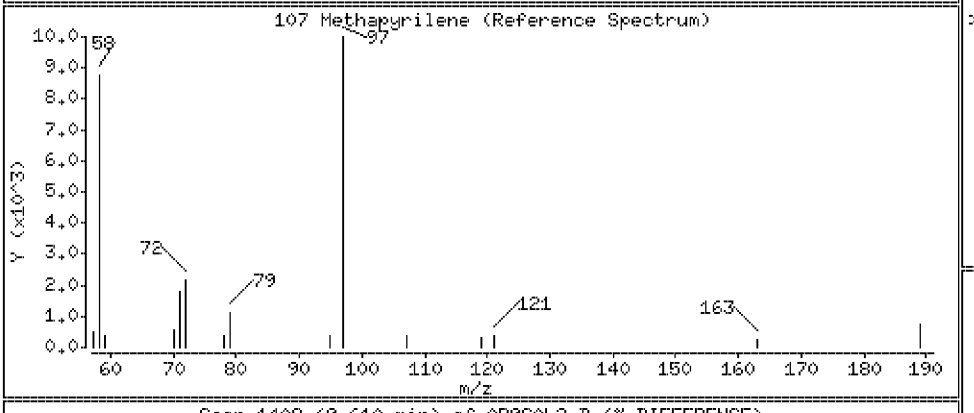

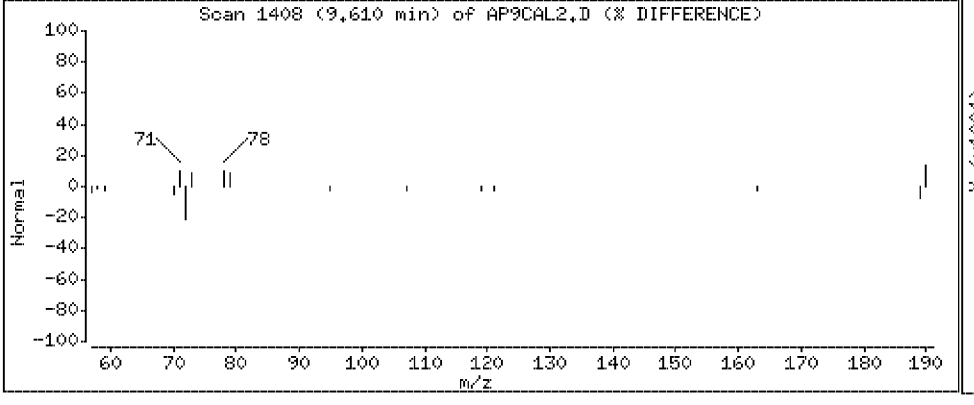

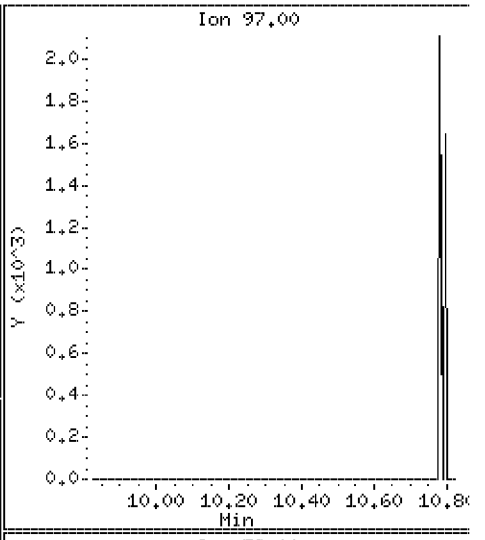

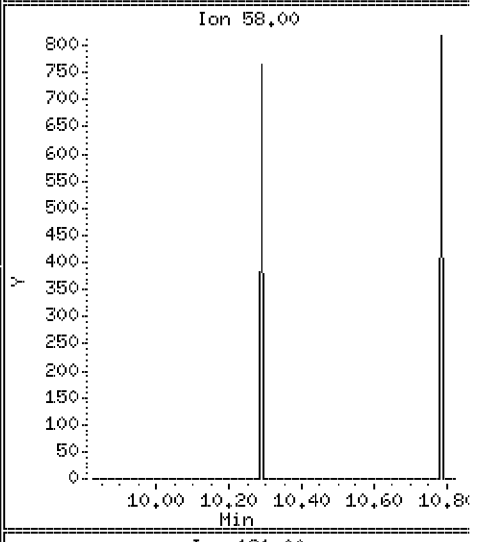

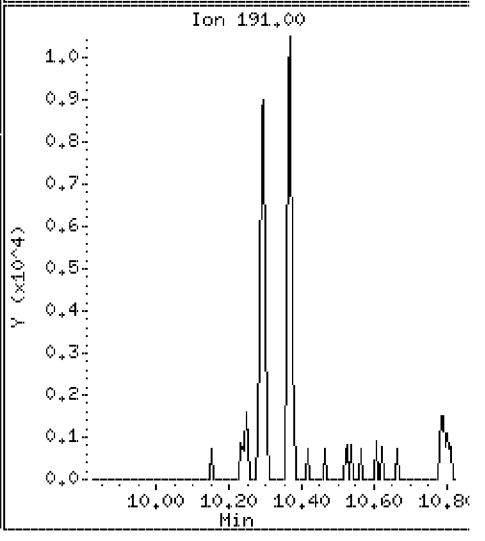

Data File: \\Svecd04\DD\chem\smsd03.i\S3042312.b\AP9CAL2.D

Date : 23-APR-2012 19:04

Client ID: AP9CAL2

Instrument: smsd03.i

Sample Info: 45960

Purge Volume: 1000.0

Operator: MJ

Column phase: HPMS-5

Column diameter: 0.25

108 Isodrin

Concentration: 9.6 ug/l

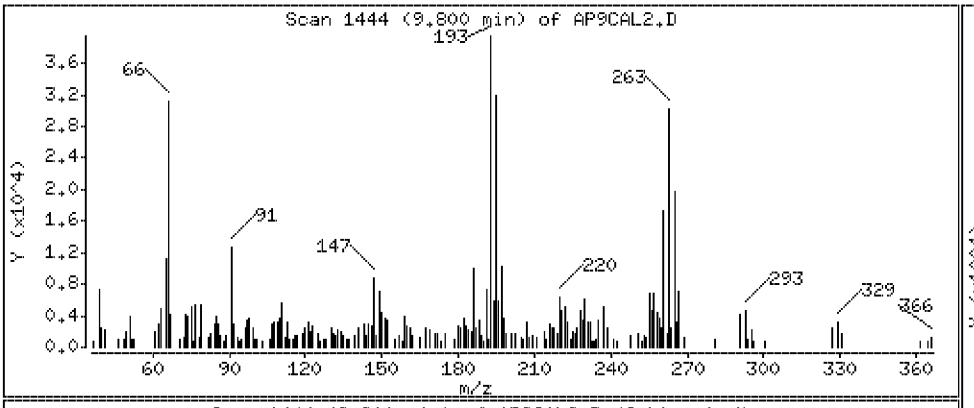

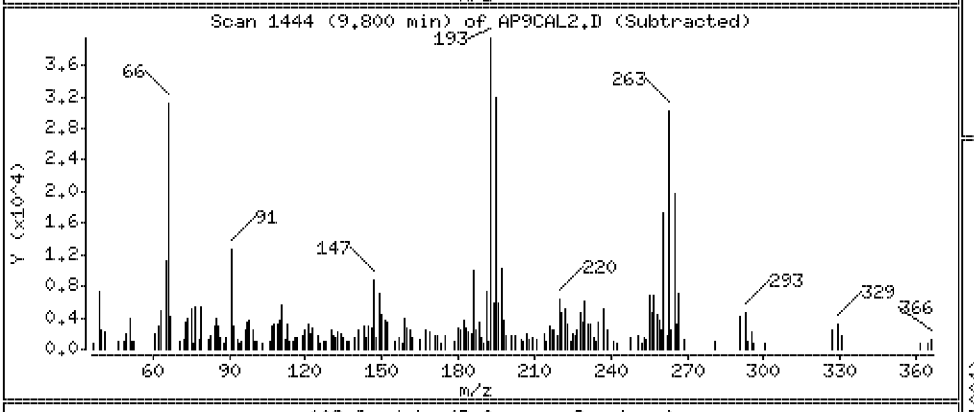

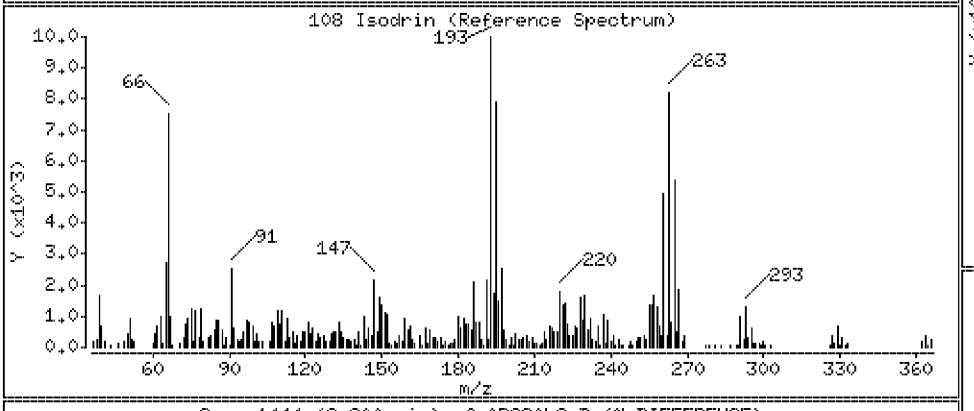

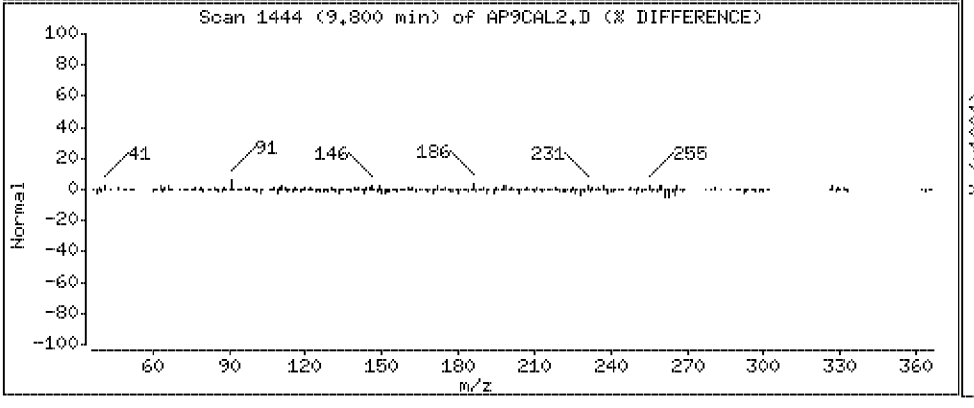

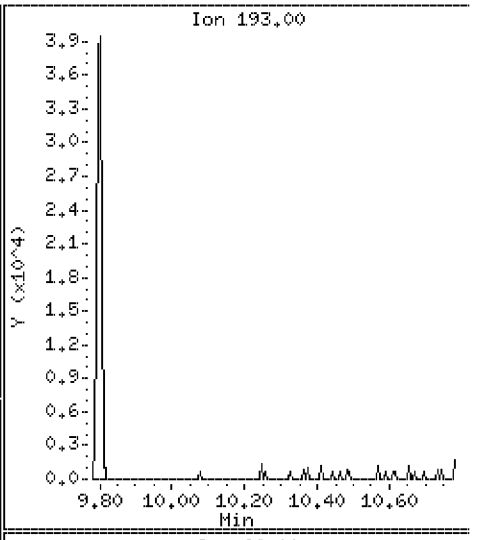

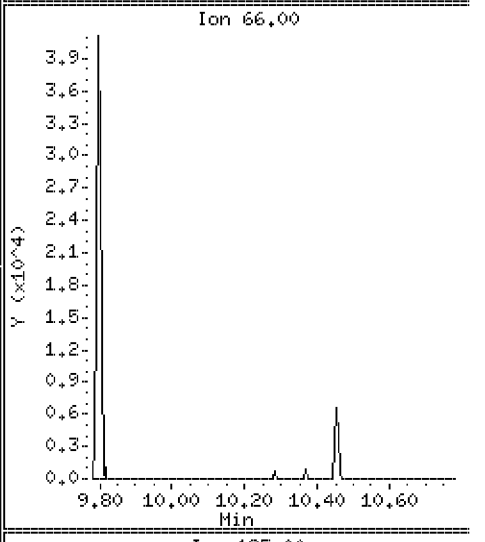

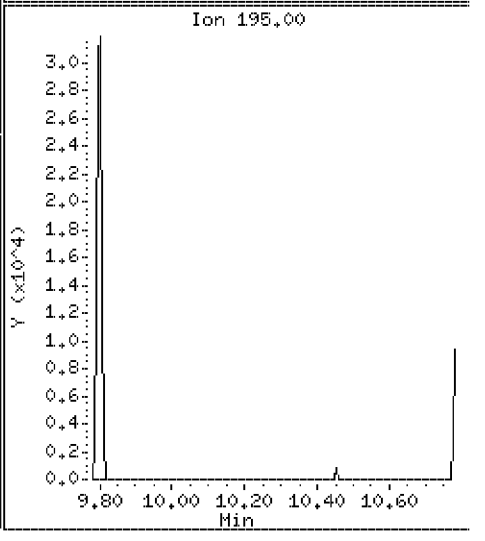

Data File: \\Svecd04\DD\chem\smsd03.i\S3042312.b\AP9CAL2.D

Date : 23-APR-2012 19:04

Client ID: AP9CAL2 | Instrument: smsd03.i

Sample Info: 45960

Purge Volume: 1000.0 | Operator: MJ

Column phase: HPMS-5 | Column diameter: 0.25

113 Aramite | Concentration: 9.5 ug/l

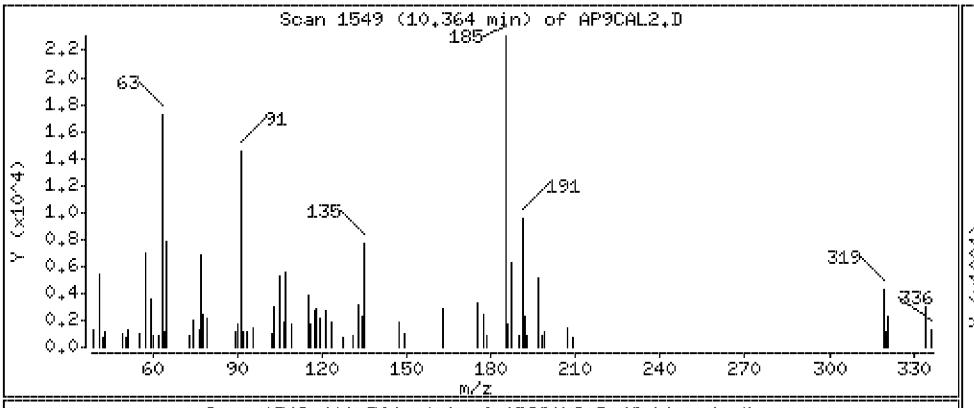

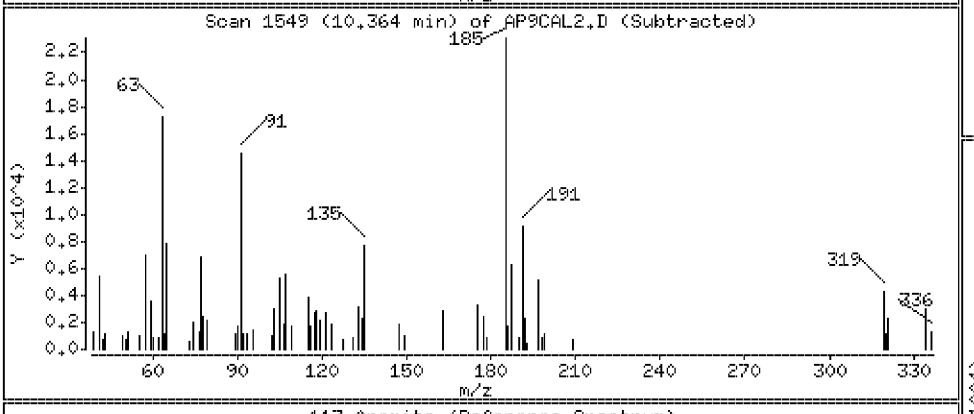

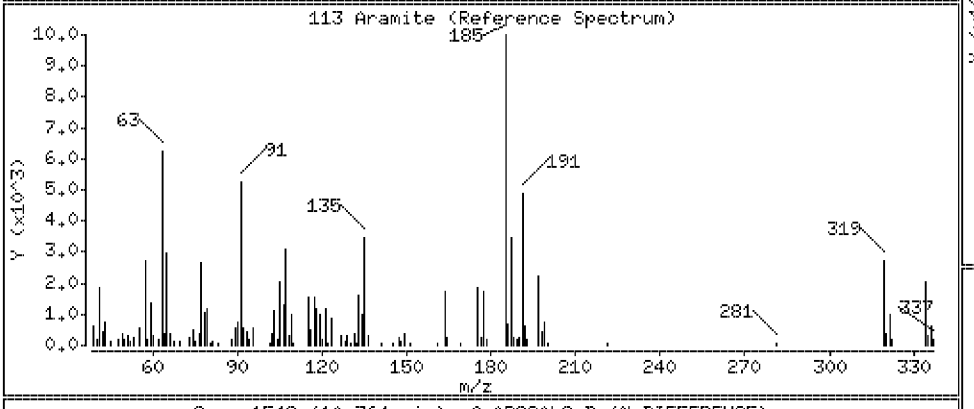

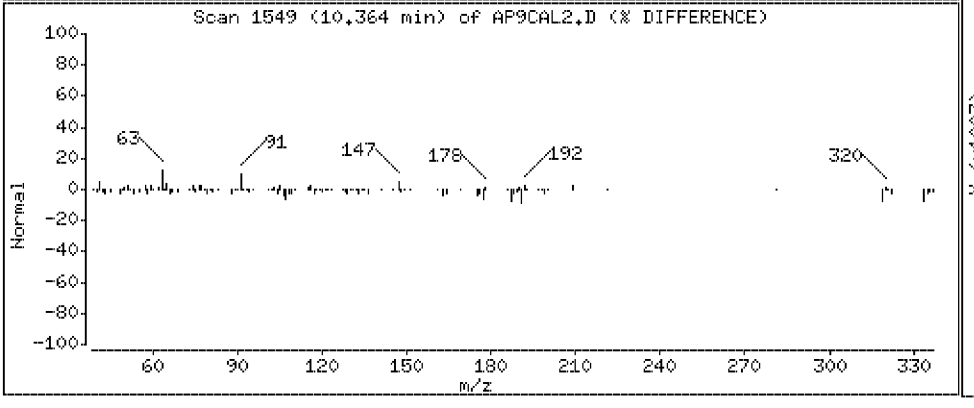

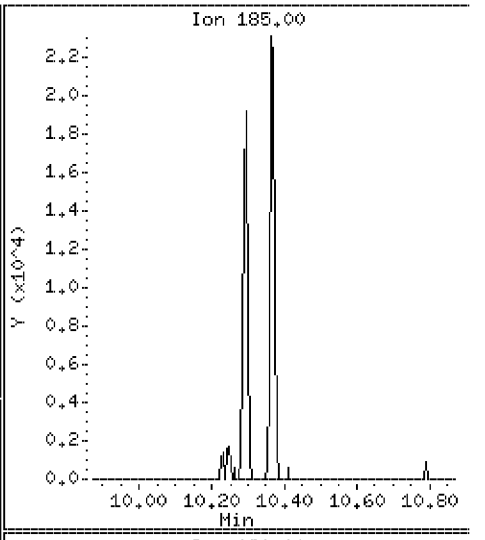

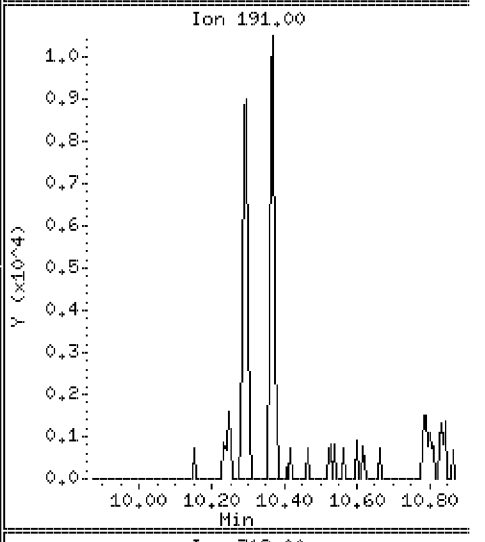

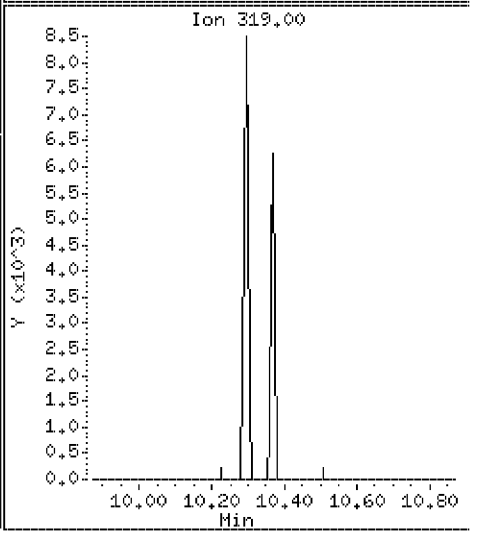

Data File: \\Svecd04\DD\chem\smsd03.i\S3042312.b\AP9CAL2.D

Date : 23-APR-2012 19:04

Client ID: AP9CAL2 Instrument: smsd03.i

Sample Info: 45960

Purge Volume: 1000.0 Operator: MJ

Column phase: HPMS-5 Column diameter: 0.25

114 p-Dimethylamino azobenzene Concentration: 8.8 ug/l

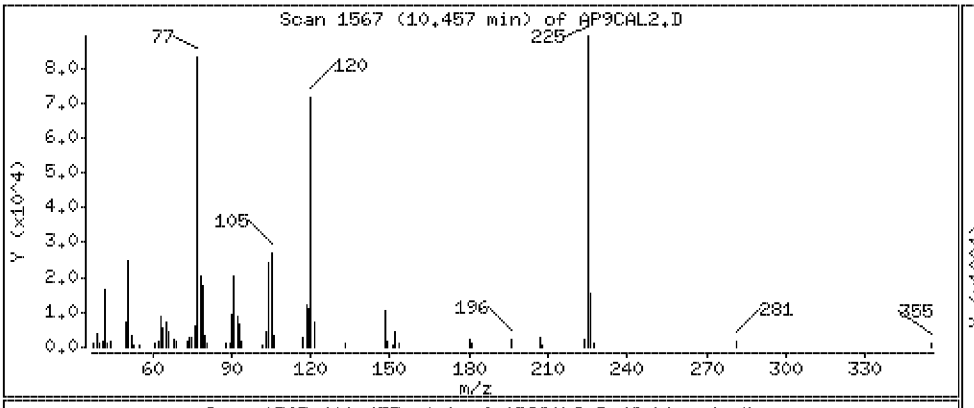

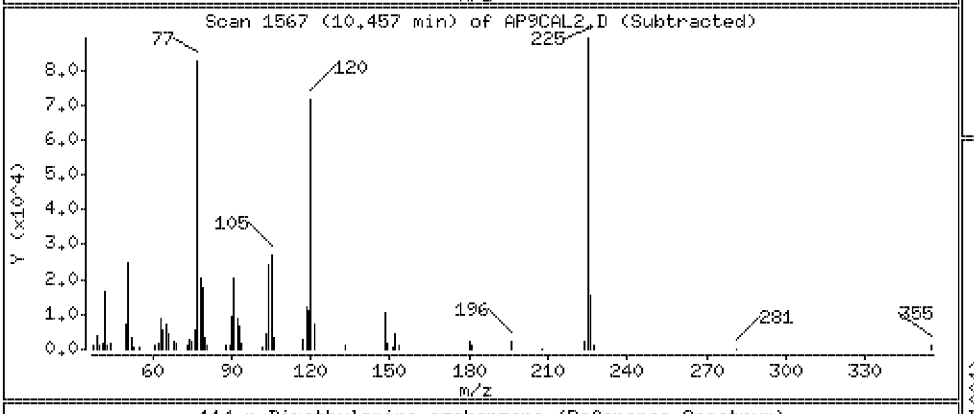

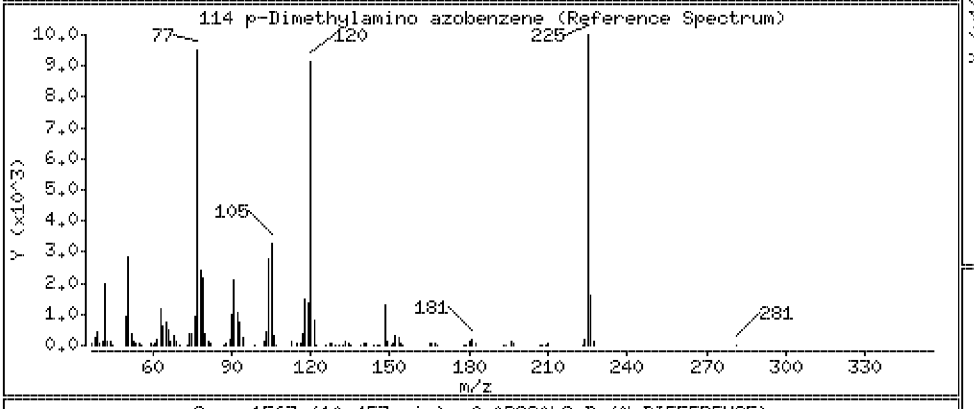

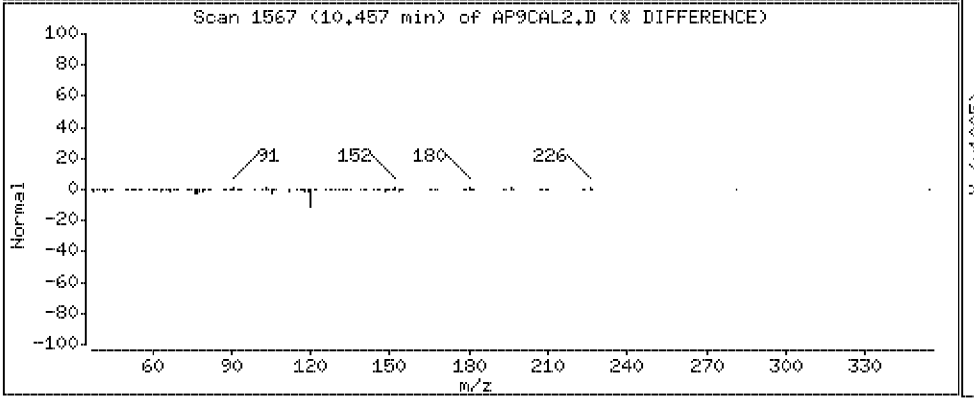

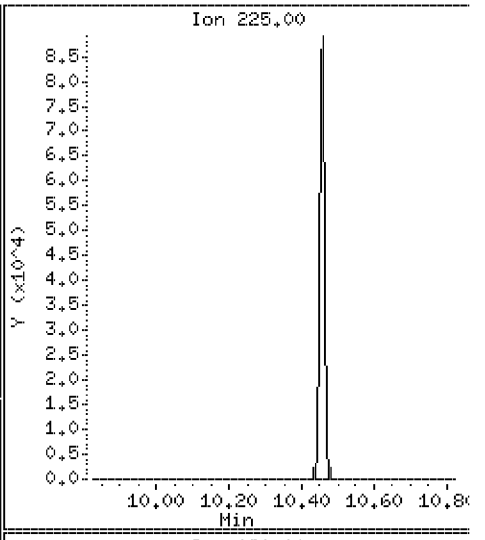

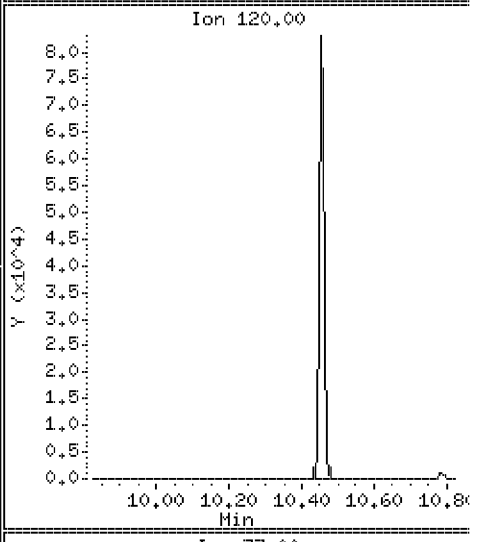

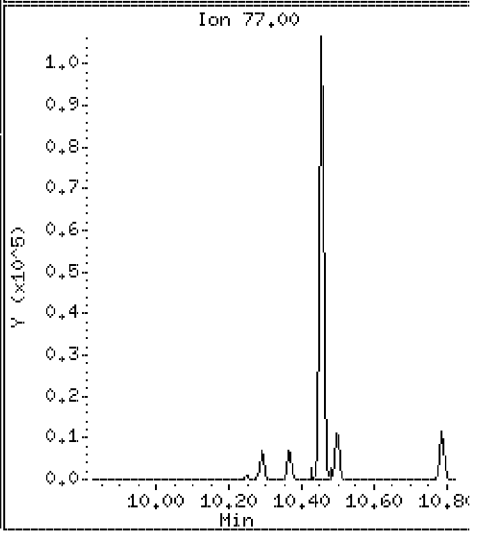

Data File: \\Svecd04\DD\chem\smsd03.i\S3042312.b\AP9CAL2.D

Date : 23-APR-2012 19:04

Client ID: AP9CAL2

Instrument: smsd03.i

Sample Info: 45960

Purge Volume: 1000.0

Operator: MJ

Column phase: HPMS-5

Column diameter: 0.25

115 Chlorobenzilate

Concentration: 8.6 ug/l

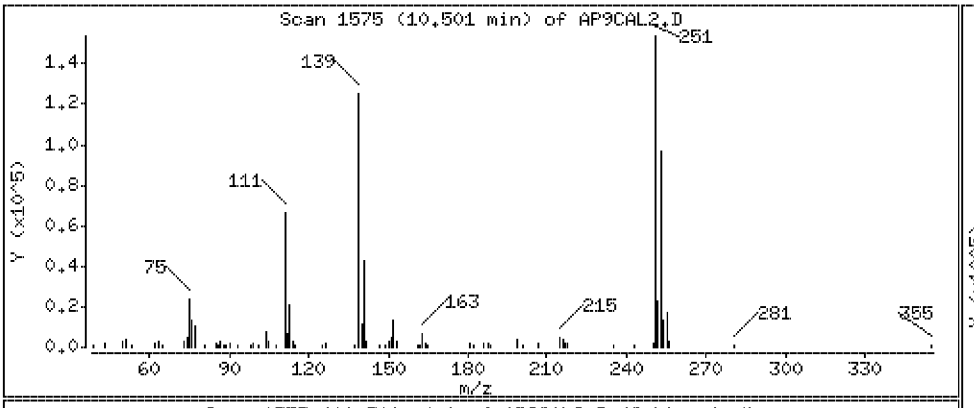

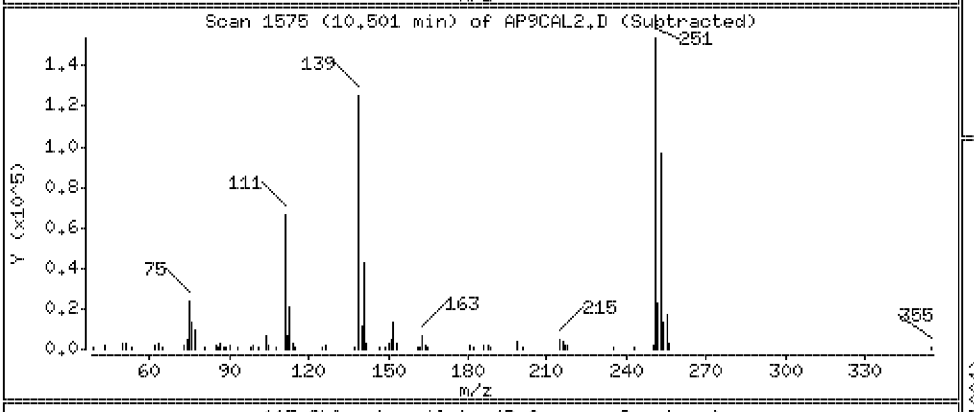

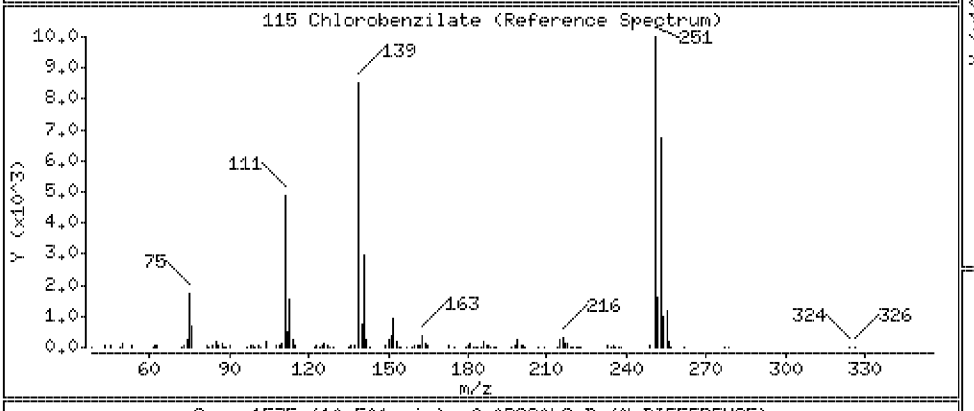

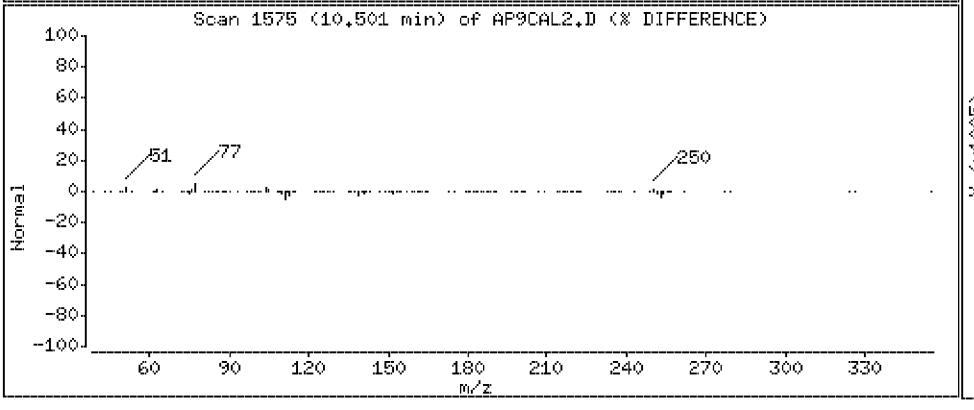

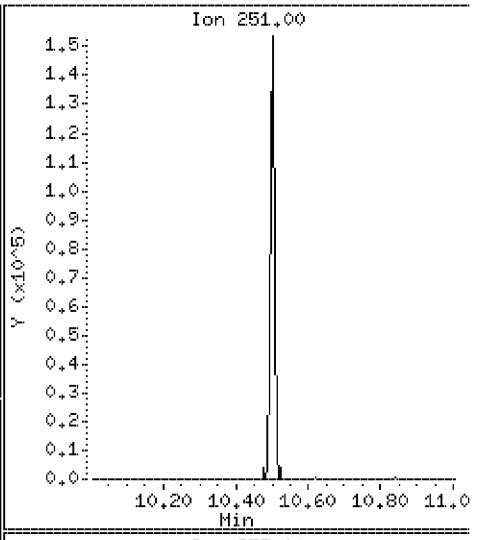

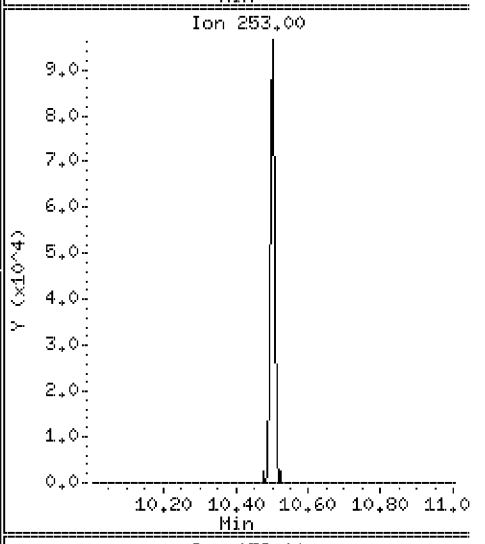

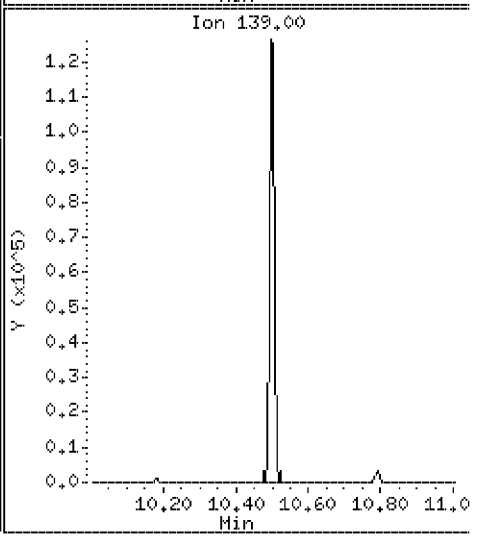

Data File: \\Svecd04\DD\chem\smsd03.i\S3042312.b\AP9CAL2.D

Date : 23-APR-2012 19:04

Client ID: AP9CAL2 Instrument: smsd03.i

Sample Info: 45960

Purge Volume: 1000.0 Operator: MJ

Column phase: HPMS-5 Column diameter: 0.25

116 Kepone Concentration: 9.9 ug/l

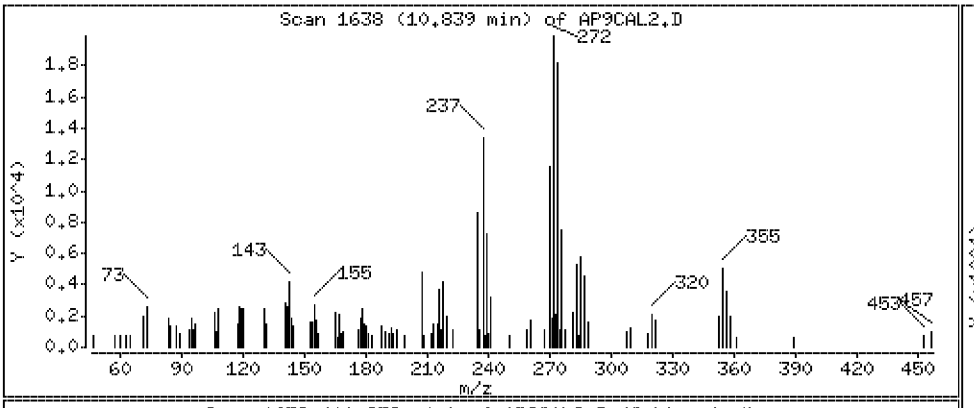

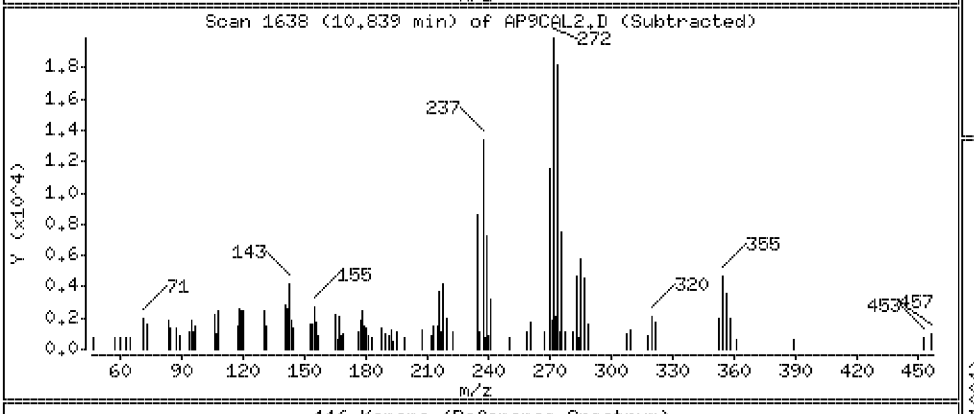

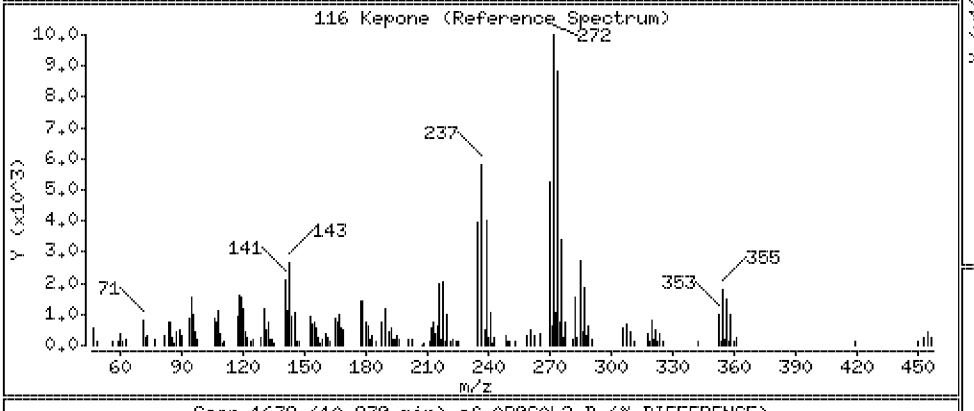

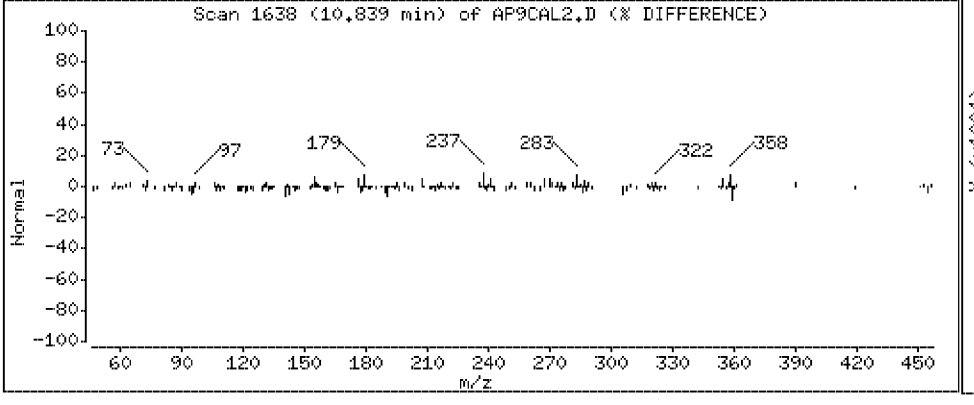

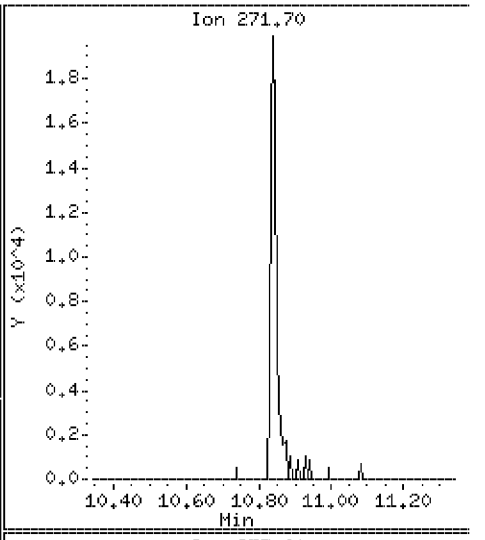

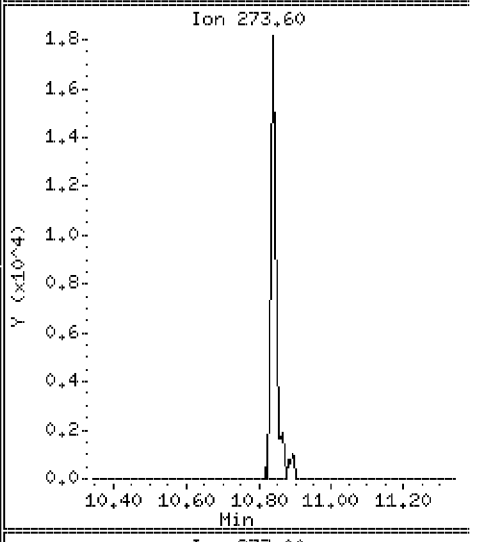

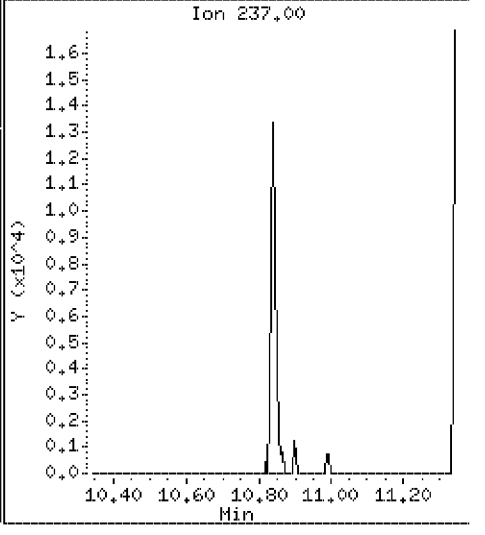

Data File: \\Svecd04\DD\chem\smsd03.i\S3042312.b\AP9CAL2.D

Date : 23-APR-2012 19:04

Client ID: AP9CAL2 Instrument: smsd03.i

Sample Info: 45960

Purge Volume: 1000.0 Operator: MJ

Column phase: HPMS-5 Column diameter: 0.25

117 3,3-Dimethylbenzidine Concentration: 9.8 ug/l

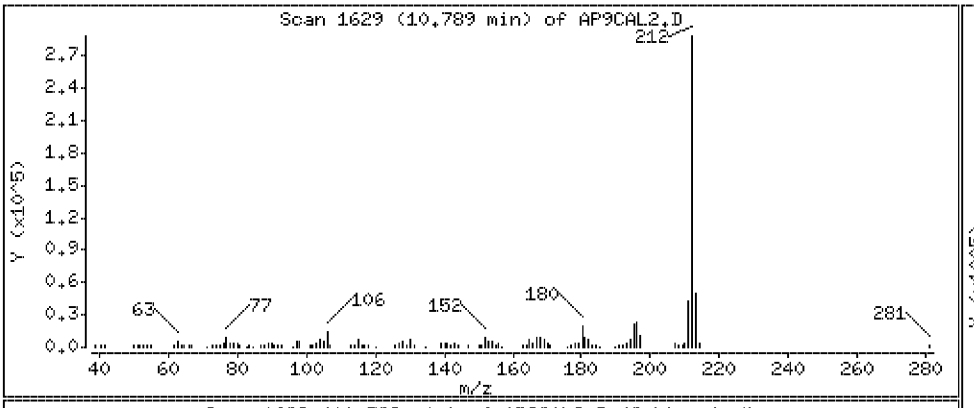

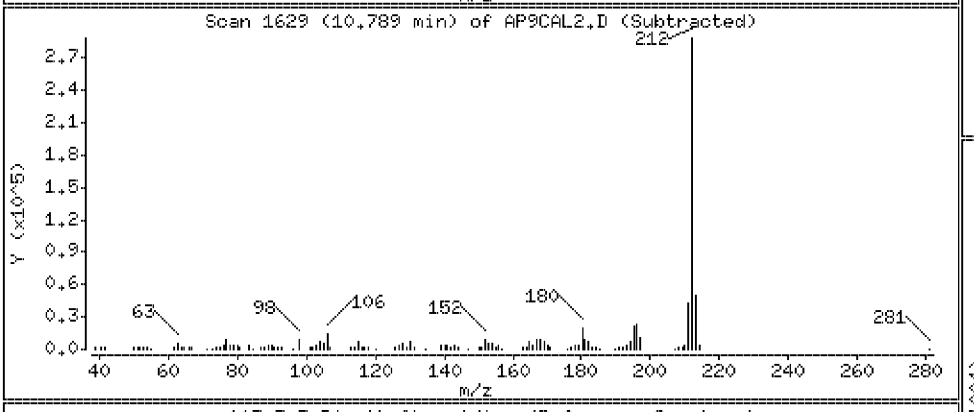

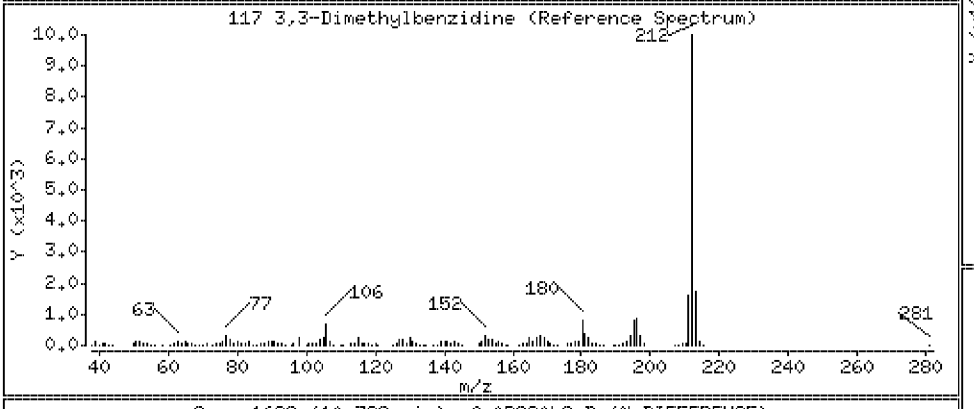

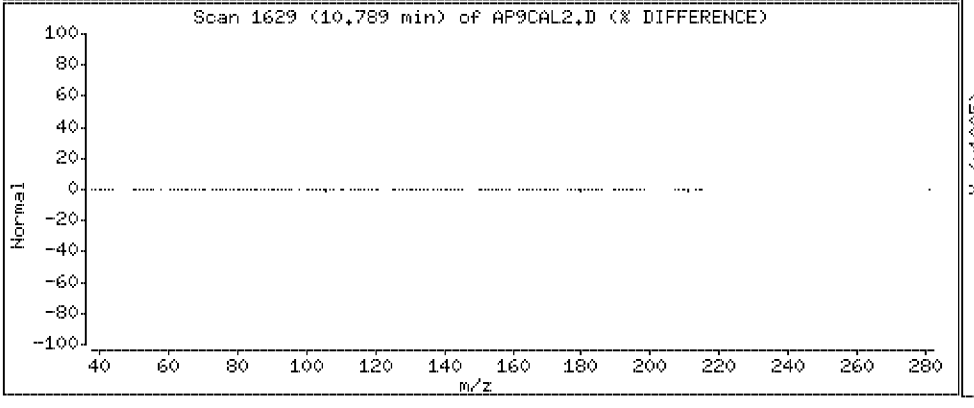

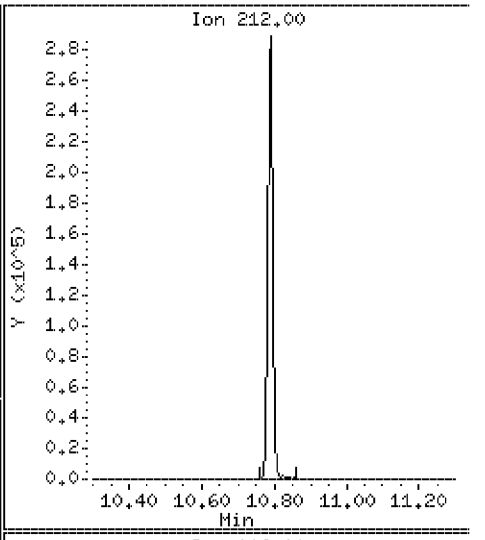

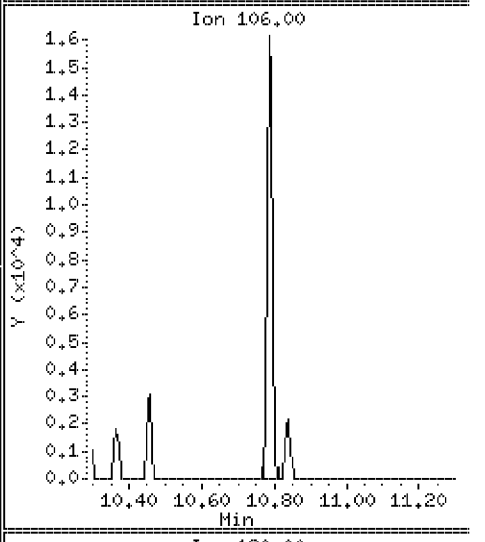

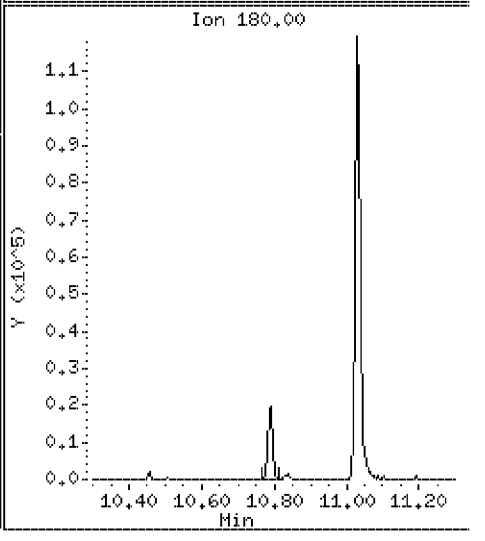

Data File: \\Svecd04\DD\chem\smsd03.i\S3042312.b\AP9CAL2.D

Date : 23-APR-2012 19:04

Client ID: AP9CAL2 Instrument: smsd03.i

Sample Info: 45960

Purge Volume: 1000.0 Operator: MJ

Column phase: HPMS-5 Column diameter: 0.25

119 2-Acetylaminofluorene Concentration: 8.6 ug/l

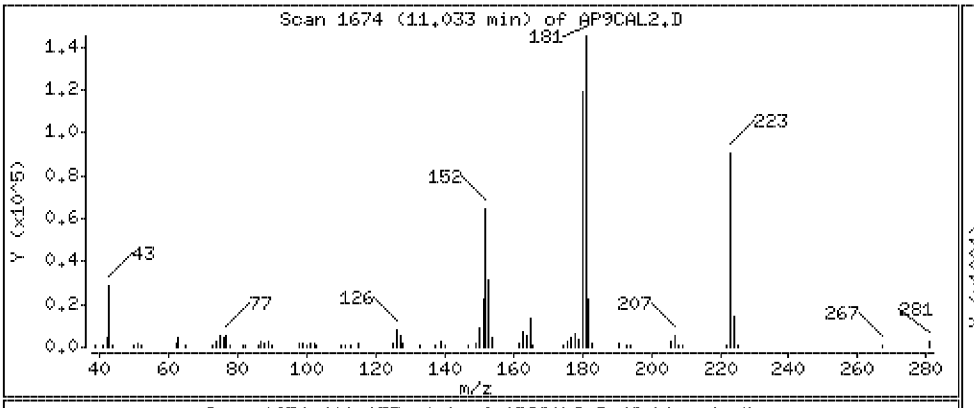

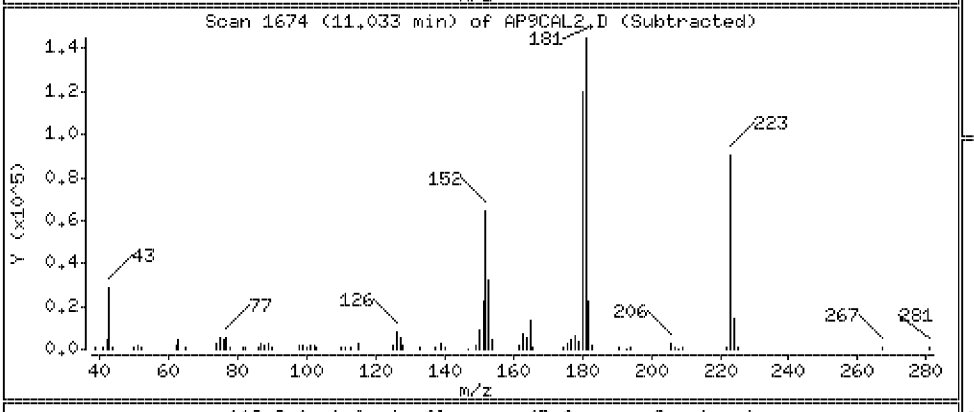

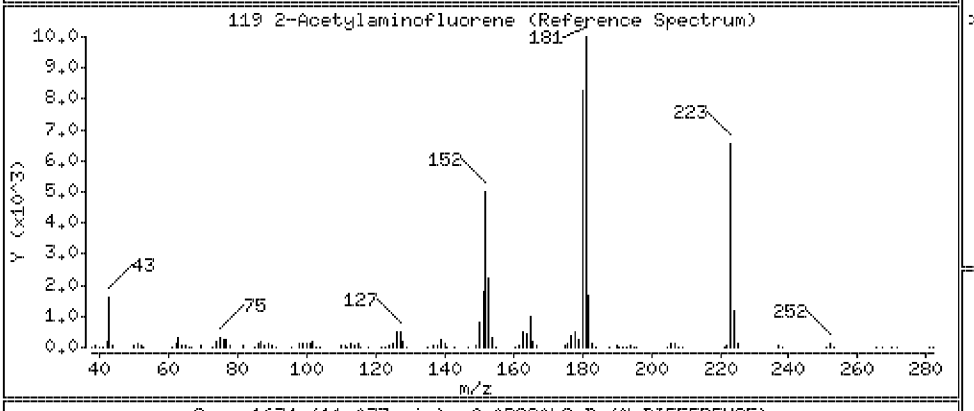

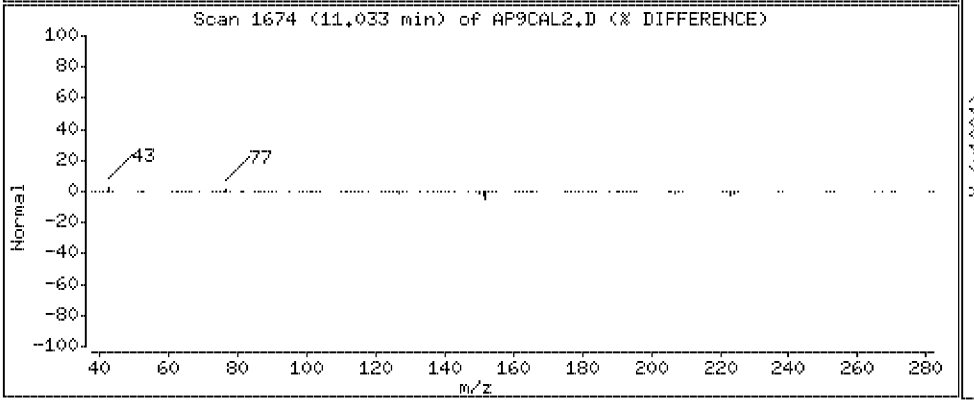

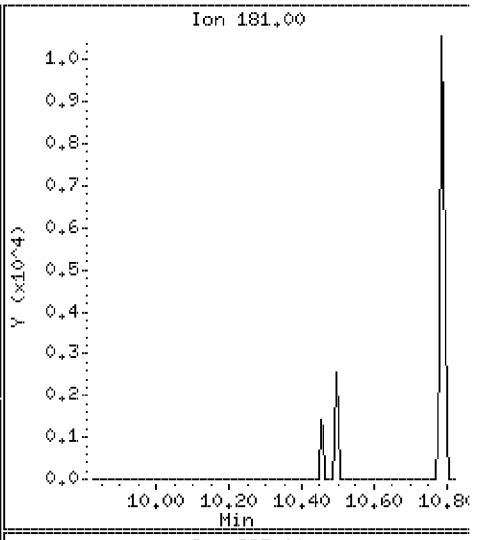

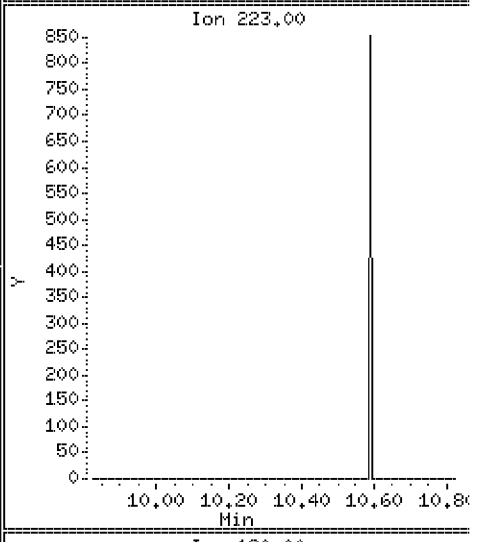

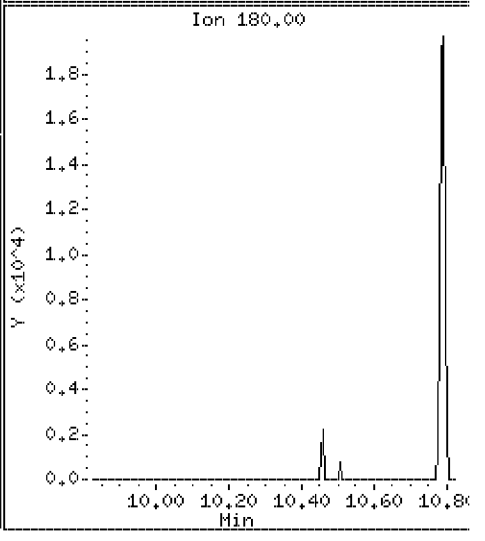

Data File: \\Svecd04\DD\chem\smsd03.i\S3042312.b\AP9CAL2.D

Date : 23-APR-2012 19:04

Client ID: AP9CAL2 Instrument: smsd03.i

Sample Info: 45960

Purge Volume: 1000.0 Operator: MJ

Column phase: HPMS-5 Column diameter: 0.25

126 7,12-Dimethylbenz(a)anthracen Concentration: 8.8 ug/l

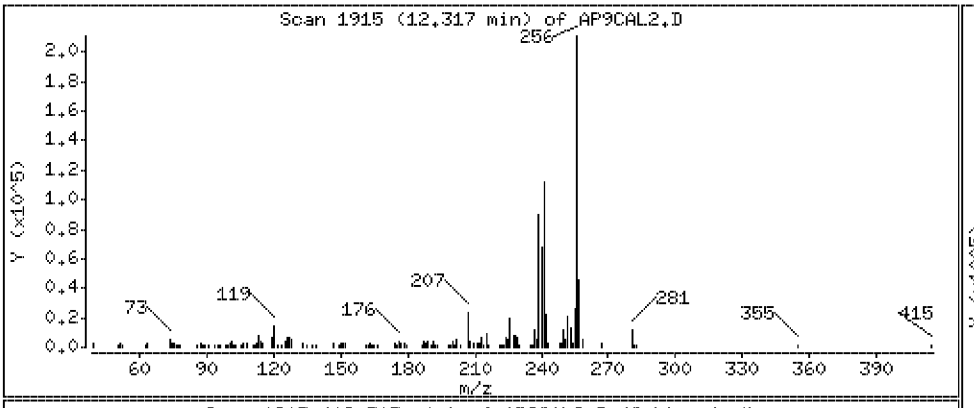

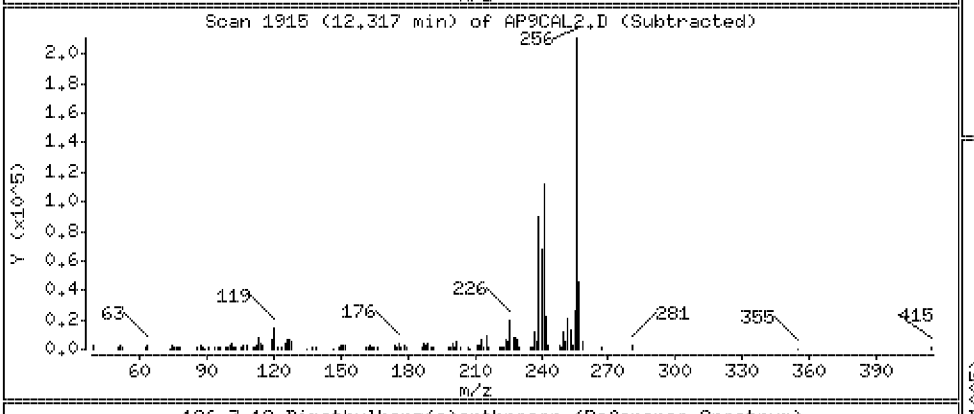

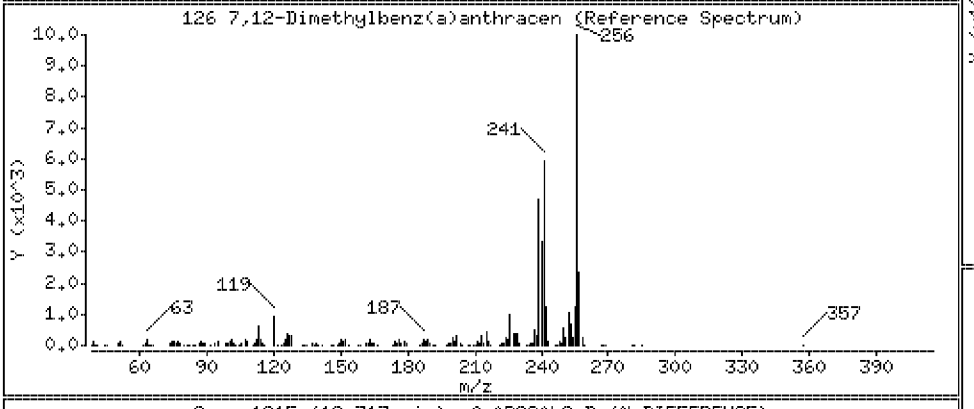

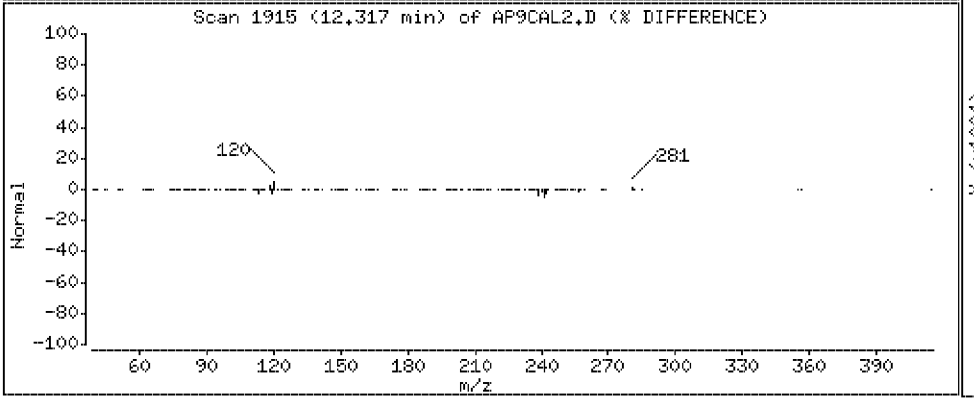

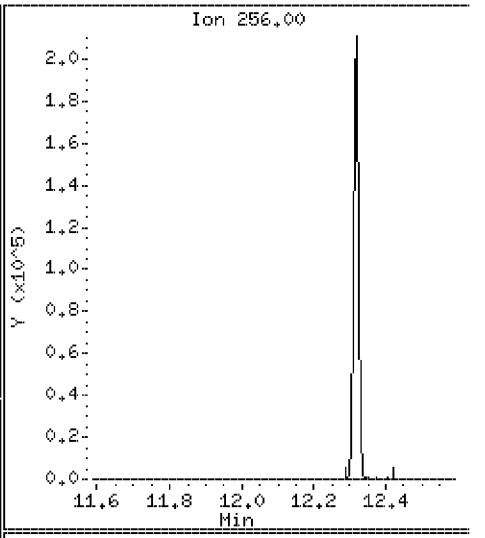

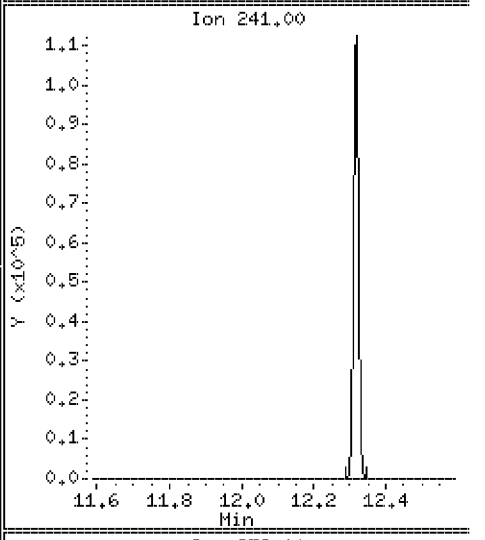

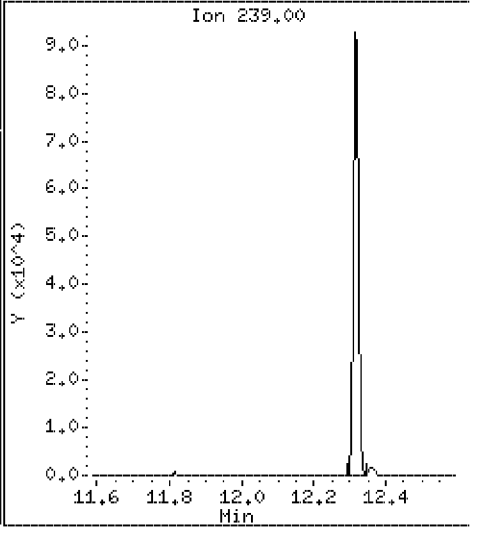

Data File: \\Svecd04\DD\chem\smsd03.i\S3042312.b\AP9CAL2.D

Date : 23-APR-2012 19:04

Client ID: AP9CAL2

Instrument: smsd03.i

Sample Info: 45960

Purge Volume: 1000.0

Operator: MJ

Column phase: HPMS-5

Column diameter: 0.25

131 3-Methylcholanthrene

Concentration: 9.0 ug/l

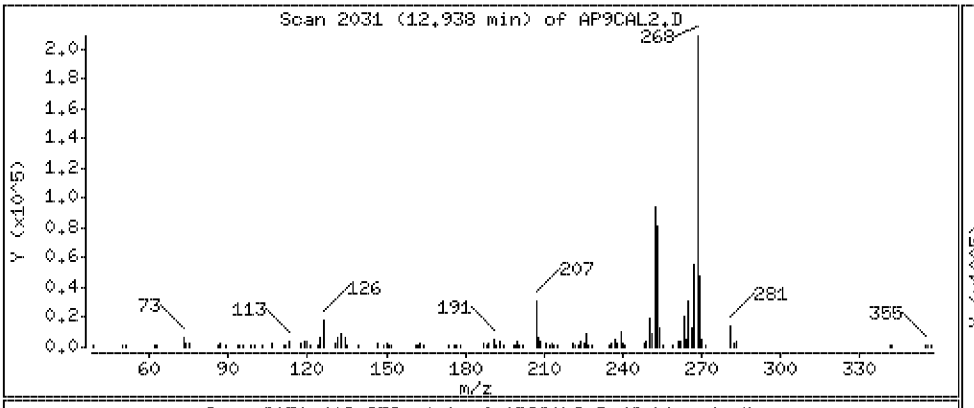

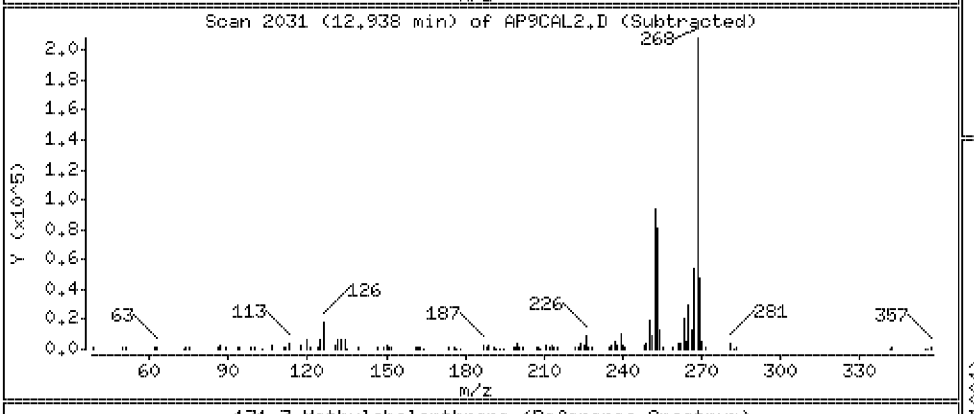

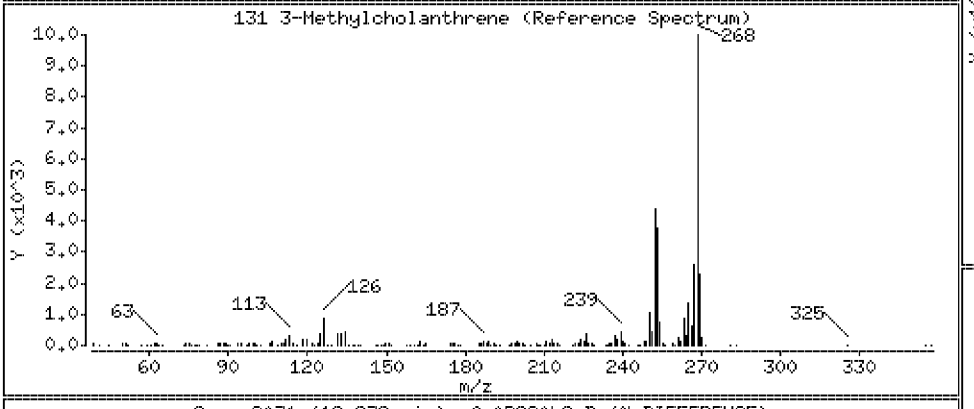

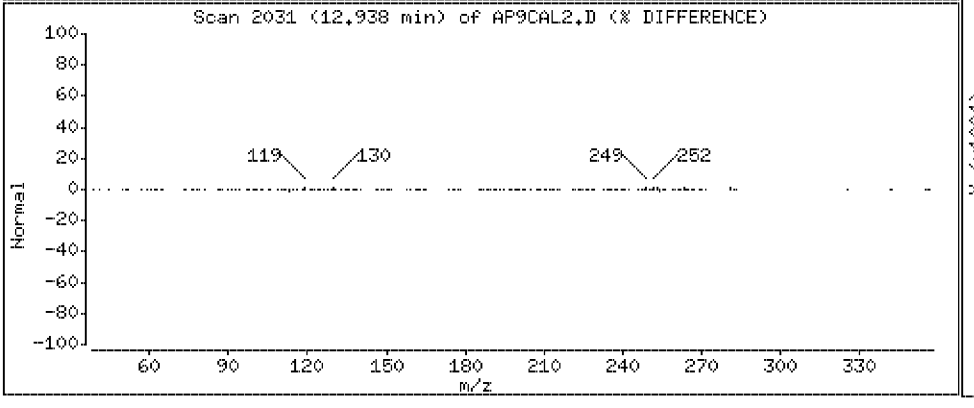

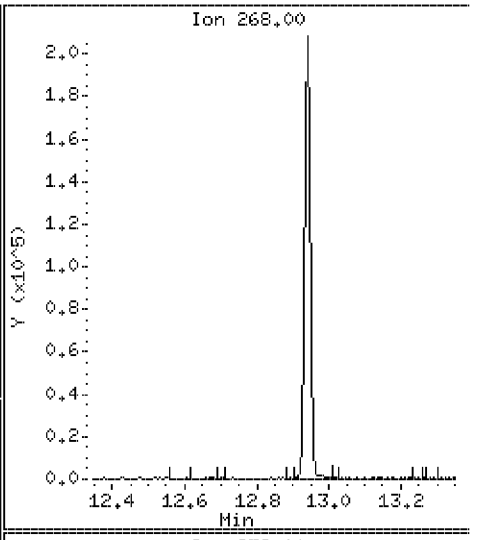

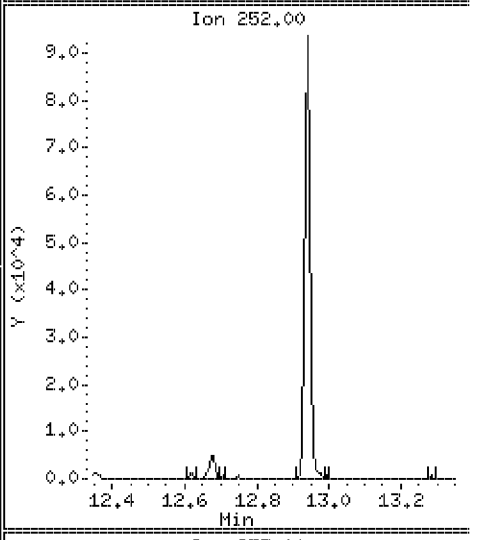

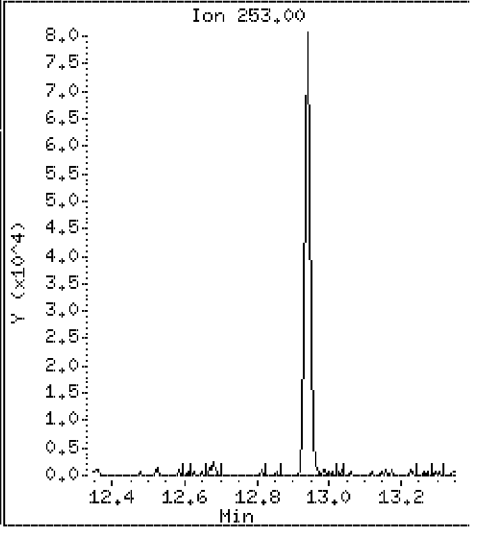

Data File: \\Svecd04\DD\chem\smsd03.i\S3042312.b\AP9CAL2.D

Date : 23-APR-2012 19:04

Client ID: AP9CAL2

Instrument: smsd03.i

Sample Info: 45960

Purge Volume: 1000.0

Operator: MJ

Column phase: HPMS-5

Column diameter: 0.25

132 Dibenz(a,j)acridine

Concentration: 9.4 ug/l

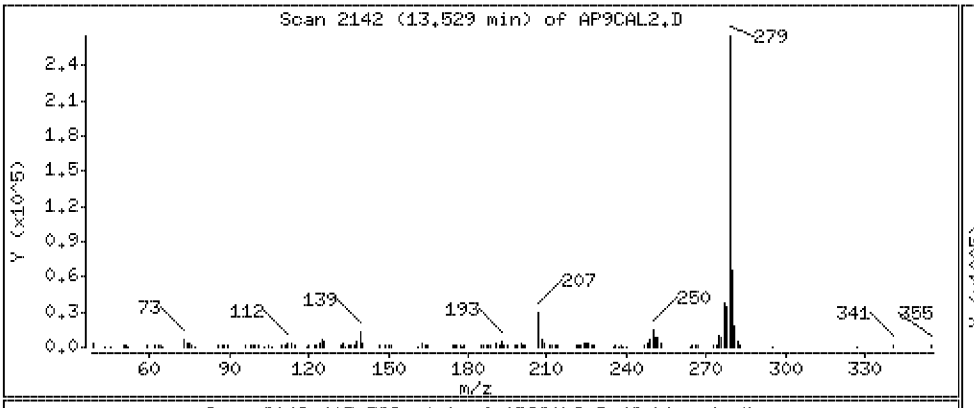

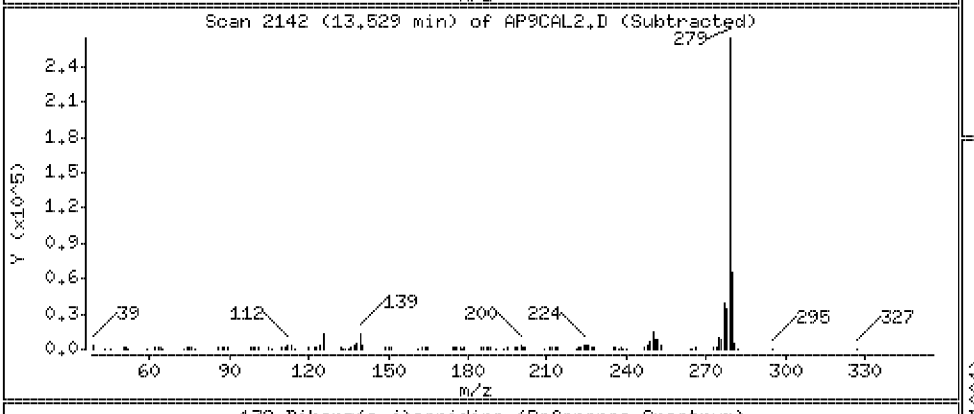

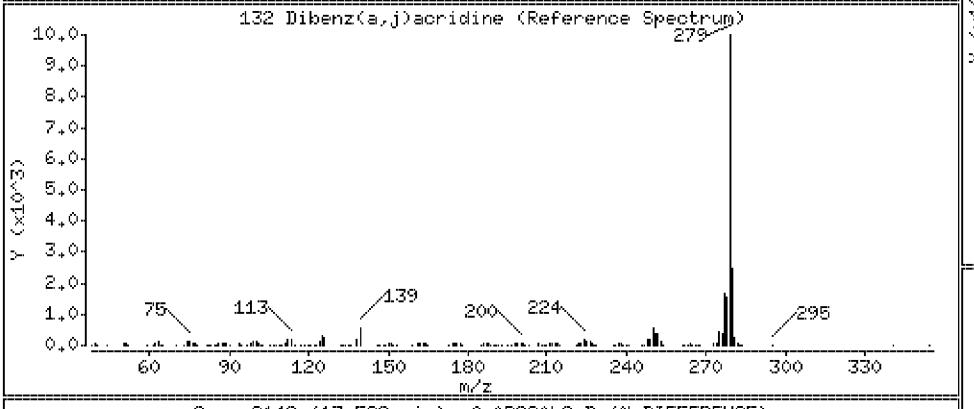

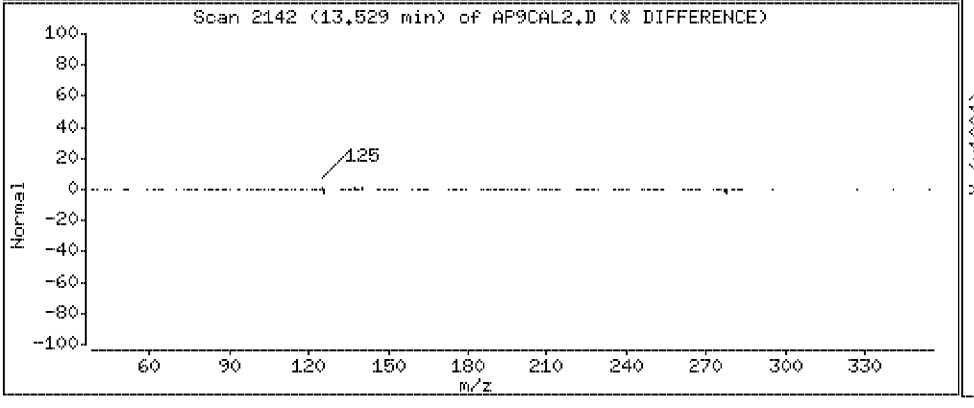

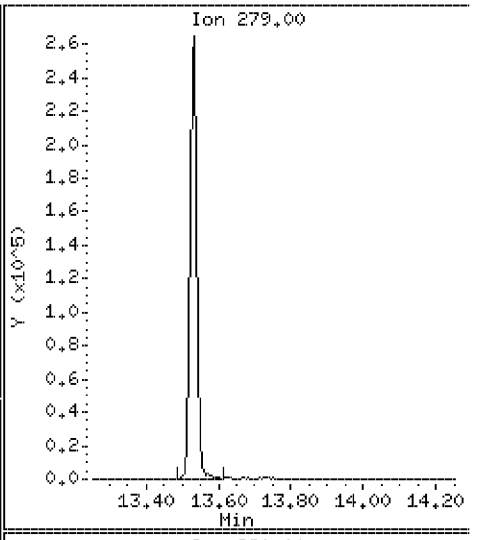

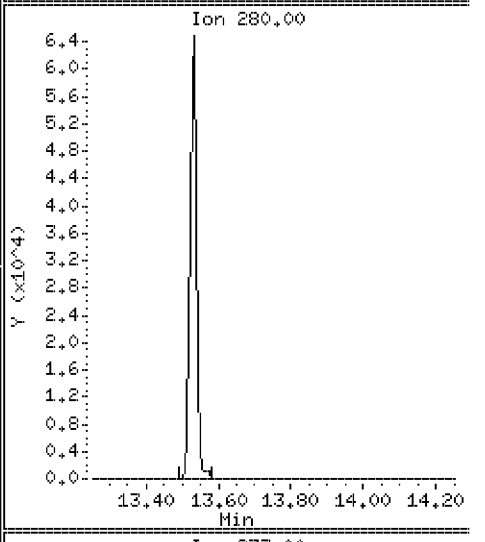

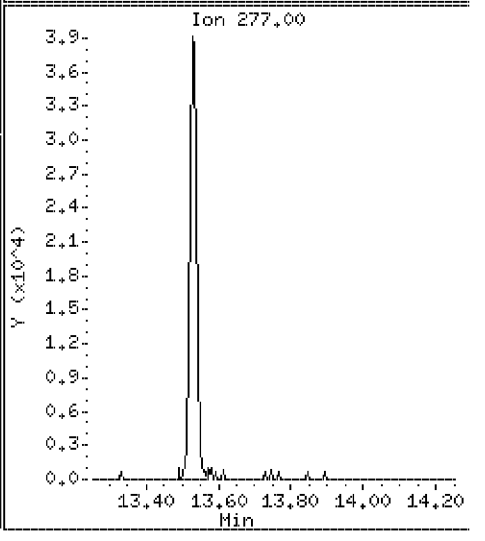

PEL Laboratories, Inc.

Data file : \\Svecd04\DD\chem\smsd03.i\S3042312.b\AP9CAL1.D
Lab Smp Id: 45961 Client Smp ID: AP9CAL1
Inj Date : 23-APR-2012 19:28 MS Autotune Date: 12-SEP-2011 18:58
Operator : PEL Inst ID: smsd03.i
Smp Info : 45961
Misc Info :
Comment :
Method : \\Svecd04\DD\chem\smsd03.i\S3042312.b\8270bcs.m
Meth Date : 25-Apr-2012 09:57 mjacobs Quant Type: ISTD
Cal Date : 23-APR-2012 17:53 Cal File: AP9CAL5.D
Als bottle: 24 Calibration Sample, Level: 1
Dil Factor: 1.00000
Integrator: HP Genie Compound Sublist: ap9cal.sub
Target Version: 4.14 Sample Matrix: WATER

Concentration Formula: Amt * DF * (1/(Vo/1000))*Vf * CpndVariable

Name	Value	Description
DF	1.000	Dilution Factor
Vo	1000.000	Volume of sample extracted (mL)
Vf	1.000	Final Volume
Cpnd Variable		Local Compound Variable

RT	EXP RT	REL RT	MASS	RESPONSE	AMOUNTS CAL-AMT (ug/ml)	AMOUNTS ON-COL (ug/ml)	TARGET RANGE	RATIO
3 2- Picoline						CAS #: 109-06-8		
2.943	3.382	(0.662)	93	38755	4.00000	3.9	70.00- 130.00	100.00
2.943	3.382	(0.662)	66	19025			46.98- 106.98	49.09
2.944	3.382	(0.662)	92	8740			941.44-1001.44	22.55
4 N-Nitrosomethylethylamine						CAS #: 10595-95-6		
3.005	3.005	(0.676)	88	15407	4.00000	3.6	80.00- 120.00	100.00
3.010	3.005	(0.677)	43	7759			16.66- 76.66	50.36
3.010	3.005	(0.677)	42	17564			75.28- 135.28	114.00
5 Methyl Methanesulfonate						CAS #: 66-27-3		
3.240	3.383	(0.729)	80	27725	4.00000	4.0	70.00- 130.00	100.00
3.240	3.383	(0.729)	79	16218			41.30- 101.30	58.50
3.240	3.383	(0.729)	65	7104			390.98- 450.98	25.62
7 N-Nitrosodiethylamine						CAS #: 55-18-5		
3.554	3.383	(0.799)	102	14452	4.00000	3.5	70.00- 130.00	100.00
3.552	3.383	(0.799)	42	10406			4947.35-5007.35	72.00
3.554	3.383	(0.799)	57	6533			172953.97-173013.97	45.20
8 Ethyl Methanesulfonate						CAS #: 62-50-0		
3.788	4.446	(0.852)	79	26633	4.00000	3.7	70.00- 130.00	100.00

RT	EXP RT	REL RT	MASS	RESPONSE	AMOUNTS CAL-AMT (ug/ml)	AMOUNTS ON-COL (ug/ml)	TARGET RANGE	RATIO
8 Ethyl Methanesulfonate (continued)								
3.789	4.446	(0.852)	109	15104			103.08- 163.08	56.71
3.789	4.446	(0.852)	97	4542			71.09- 131.09	17.05
12 Pentachloroethane						CAS #: 76-01-7		
4.206	4.207	(0.946)	167	15510	4.00000	3.8	80.00- 120.00	100.00
4.207	4.207	(0.946)	117	10773			42.54- 102.54	69.46
4.205	4.207	(0.946)	130	6213			11.81- 71.81	40.06
* 18 1,4-Dichlorobenzene-d4						CAS #: 3855-82-1		
4.446	4.448	(1.000)	152	269719	40.0000		80.00- 120.00	100.00
4.446	4.448	(1.000)	115	177494			32.20- 92.20	65.81
4.446	4.448	(1.000)	150	409240			139.77- 199.77	151.73
24 N-Nitrosopyrrolidine						CAS #: 930-55-2		
4.781	4.944	(1.075)	100	14880	4.00000	3.4	70.00- 130.00	100.00
4.779	4.944	(1.075)	41	10816			349.38- 409.38	72.69
4.779	4.944	(1.075)	42	9274			7836.39-7896.39	62.33
25 Acetophenone						CAS #: 98-86-2		
4.798	4.807	(0.856)	105	50175	4.00000	3.9	70.00- 130.00	100.00
4.797	4.807	(0.856)	77	48119			4410.01-4470.01	95.90
4.797	4.807	(0.856)	51	13115			1262.06-1322.06	26.14
27 N-Nitrosomorpholine						CAS #: 59-89-2		
4.811	4.446	(1.082)	56	16314	4.00000	3.6	70.00- 130.00	100.00
4.811	4.446	(1.082)	116	5588			116.25- 176.25	34.25
4.812	4.446	(1.082)	86	11731			171.65- 231.65	71.91
29 o-Toluidine						CAS #: 95-53-4		
4.830	4.814	(1.086)	106	51399	4.00000	3.6	70.00- 130.00	100.00
4.830	4.814	(1.086)	77	14084			36058.41-36118.41	27.40
4.830	4.814	(1.086)	107	39609			76505.71-76565.71	77.06
33 N-Nitrosopiperidine						CAS #: 100-75-4		
5.095	4.798	(0.909)	114	14320	4.00000	3.6	70.00- 130.00	100.00
5.094	4.798	(0.909)	42	15836			3934.42-3994.42	110.59
5.094	4.798	(0.909)	55	8218			491.51- 551.51	57.39
37 o,o,o-Triethylphosphorothioate						CAS #: 126-68-1		
5.335	5.338	(1.200)	198	23573	4.00000	3.6	80.00- 120.00	100.00
5.335	5.338	(1.200)	97	15769			34.93- 94.93	66.89
5.334	5.338	(1.200)	65	12353			24.79- 84.79	52.40
39 a,a-Dimethylphenethylamine						CAS #: 122-09-8		
5.440	5.370	(0.970)	58	45752	4.00000	3.3	70.00- 130.00	100.00(M)
5.443	5.370	(0.971)	91	14706			64.34- 124.34	32.14
5.441	5.370	(0.971)	65	8877			12409.05-12469.05	19.40
* 43 Naphthalene-d8						CAS #: 1146-65-2		
5.607	5.610	(1.000)	136	907937	40.0000		80.00- 120.00	100.00
5.606	5.610	(1.000)	68	47762			0.00- 35.51	5.26

RT	EXP RT	REL RT	MASS	RESPONSE	AMOUNTS CAL-AMT (ug/ml)	AMOUNTS ON-COL (ug/ml)	TARGET RANGE	RATIO
46 2,6-Dichlorophenol						CAS #: 87-65-0		
5.688	5.691	(1.015)	162	26927	4.00000	3.5	70.00- 130.00	100.00
5.689	5.691	(1.015)	63	20450			8424.37-8484.37	75.95
5.688	5.691	(1.015)	98	7534			164.07- 224.07	27.98
47 Hexachloropropene						CAS #: 1888-71-7		
5.712	5.712	(1.019)	213	37025	4.00000	3.7	80.00- 120.00	100.00
5.711	5.712	(1.019)	215	24448			34.61- 94.61	66.03
5.709	5.712	(1.018)	117	7117			0.00- 50.39	19.22
49 N-Nitrosodi-n-butylamine						CAS #: 924-16-3		
5.989	6.287	(1.068)	84	25434	4.00000	3.5	70.00- 130.00	100.00
5.989	6.287	(1.068)	57	14093			1288.18-1348.18	55.41
5.989	6.287	(1.068)	41	12747			66.46- 126.46	50.12
52 Isosafrole						CAS #: 120-58-1		
6.199	6.619	(1.106)	162	25628	4.00000	3.5	70.00- 130.00	100.00
6.198	6.619	(1.106)	104	19504			0.00- 46.22	76.10
6.199	6.619	(1.106)	131	12257			37.69- 97.69	47.83
56 1,2,4,5-Tetrachlorobenzene						CAS #: 95-94-3		
6.450	6.452	(0.883)	216	44335	4.00000	3.7	80.00- 120.00	100.00
6.450	6.452	(0.883)	214	35105			48.19- 108.19	79.18
6.449	6.452	(0.883)	108	7459			0.00- 47.81	16.82
60 Safrole						CAS #: 94-59-7		
6.701	6.619	(1.195)	162	21990	4.00000	3.2	70.00- 130.00	100.00
6.701	6.619	(1.195)	104	17397			0.00- 46.22	79.11
6.701	6.619	(1.195)	77	11651			0.00- 57.00	52.98
64 1,4-Naphthoquinone						CAS #: 130-15-4		
6.929	6.642	(0.949)	158	23220	4.00000	3.4	70.00- 130.00	100.00
6.928	6.642	(0.949)	102	19358			523.56- 583.56	83.37
6.931	6.642	(0.949)	130	8782			0.00- 46.52	37.82
66 1,3-Dinitrobenzene						CAS #: 99-65-0		
7.066	7.368	(0.968)	168	10744	4.00000	3.4	70.00- 130.00	100.00
7.065	7.368	(0.968)	75	15594			98.40- 158.40	145.14
7.064	7.368	(0.967)	50	6908			177.84- 237.84	64.30
* 70 Acenaphthene-d10						CAS #: 15067-26-2		
7.302	7.305	(1.000)	164	632427	40.0000		80.00- 120.00	100.00
7.302	7.305	(1.000)	162	608924			64.73- 124.73	96.28
7.302	7.305	(1.000)	160	284330			12.46- 72.46	44.96
73 Pentachlorobenzene						CAS #: 608-93-5		
7.465	7.467	(1.022)	250	42550	4.00000	3.6	80.00- 120.00	100.00
7.465	7.467	(1.022)	252	27191			34.92- 94.92	63.90
7.463	7.467	(1.022)	108	12501			0.00- 56.94	29.38
77 1-Naphthylamine						CAS #: 134-32-7		
7.578	7.837	(1.038)	143	40974	4.00000	3.7	70.00- 130.00	100.00
7.579	7.837	(1.038)	115	23260			7143.21-7203.21	56.77

RT	EXP RT	REL RT	MASS	RESPONSE	AMOUNTS CAL-AMT (ug/ml)	AMOUNTS ON-COL (ug/ml)	TARGET RANGE	RATIO
77 1-Naphthylamine (continued)								
7.579	7.837	(1.038)	89	4234			2068.79-2128.79	10.33
78 2,3,4,6-Tetrachlorophenol						CAS #: 58-90-2		
7.631	7.634	(1.045)	232	21146	4.00000	3.3	70.00- 130.00	100.00
7.629	7.634	(1.045)	168	4566			42.05- 102.05	21.59
7.630	7.634	(1.045)	131	8047			9.10- 69.10	38.05
79 2-Naphthylamine						CAS #: 91-59-8		
7.656	7.837	(1.048)	143	50945	4.00000	3.5	70.00- 130.00	100.00
7.656	7.837	(1.048)	115	33006			7143.21-7203.21	64.79
7.655	7.837	(1.048)	116	11068			667.96- 727.96	21.73
83 5-Nitro-ortho-toluidine						CAS #: 99-55-8		
7.850	7.896	(1.075)	152	19902	4.00000	3.5	70.00- 130.00	100.00
7.850	7.896	(1.075)	106	13671			505.60- 565.60	68.69
7.850	7.896	(1.075)	77	23734			735.48- 795.48	119.25
90 1,3,5-Trinitrobenzene						CAS #: 99-35-4		
8.211	8.152	(1.125)	75	39018	4.00000	5.8	70.00- 130.00	100.00
8.210	8.152	(1.124)	74	23904			50.14- 110.14	61.26
8.211	8.152	(1.125)	213	15845			40.88- 100.88	40.61
89 Diallate						CAS #: 2303-16-4		
8.229	8.081	(1.127)	86	25817	4.00000	3.3	70.00- 130.00	100.00(M)
8.229	8.081	(1.127)	43	27472			0.00- 38.70	106.41
8.234	8.081	(1.128)	234	18977			0.00- 39.00	73.51
92 Phenacetin						CAS #: 62-44-2		
8.251	8.384	(0.942)	109	33846	4.00000	4.0	70.00- 130.00	100.00
8.251	8.384	(0.942)	108	31292			77.38- 137.38	92.45
8.252	8.384	(0.942)	179	19721			133.19- 193.19	58.27
91 p-Phenylenediamine						CAS #: 106-50-3		
8.251	8.082	(0.942)	108	31292	4.00000	3.3	70.00- 130.00	100.00
8.251	8.082	(0.942)	80	9414			1858.68-1918.68	30.08
8.251	8.082	(0.942)	53	4392			5306.16-5366.16	14.04
97 Pentachloronitrobenzene						CAS #: 82-68-8		
8.586	8.589	(0.980)	237	14934	4.00000	3.4	80.00- 120.00	100.00
8.587	8.589	(0.980)	295	6839			7.36- 67.36	45.79
8.585	8.589	(0.980)	142	10201			42.99- 102.99	68.31
98 4-Aminobiphenyl						CAS #: 92-67-1		
8.571	8.584	(0.979)	169	79803	4.00000	3.8	70.00- 130.00	100.00
8.571	8.584	(0.979)	168	15420			0.00- 49.63	19.32
8.570	8.584	(0.979)	115	10154			0.00- 40.98	12.72
99 Pronamide						CAS #: 23950-58-5		
8.626	8.781	(0.985)	173	38759	4.00000	3.7	70.00- 130.00	100.00
8.626	8.781	(0.985)	175	23093			2051.90-2111.90	59.58
8.625	8.781	(0.985)	145	13231			63.94- 123.94	34.14

RT	EXP RT	REL RT	MASS	RESPONSE	AMOUNTS CAL-AMT (ug/ml)	AMOUNTS ON-COL (ug/ml)	TARGET RANGE	RATIO
* 100 Phenanthrene-d10						CAS #: 1517-22-2		
8.758	8.761	(1.000)	188	1229245	40.0000		80.00- 120.00	100.00
8.757	8.761	(1.000)	94	70892			0.00- 36.35	5.77
8.757	8.761	(1.000)	80	95172			0.00- 37.82	7.74
102 Dinoseb						CAS #: 88-85-7		
8.750	8.753	(0.999)	211	15093	4.00000	5.3	80.00- 120.00	100.00
8.750	8.753	(0.999)	163	5170			7.77- 67.77	34.25
8.751	8.753	(0.999)	117	3516			0.00- 52.05	23.30
106 4-Nitroquinoline-1-oxide						CAS #: 56-57-5		
9.541	9.334	(1.089)	174	928	4.00000	3.6	70.00- 130.00	100.00(Q)
9.539	9.334	(1.089)	128	3309			429.24- 489.24	356.57
9.540	9.334	(1.089)	101	4237			988.96-1048.96	456.57
107 Methapyrilene						CAS #: 91-80-5		
9.607	10.322	(1.097)	97	1351	4.00000	3.3	70.00- 130.00	100.00(M)
9.607	10.322	(1.097)	58	979			11.52- 71.52	72.46
9.610	10.322	(1.097)	191	0	0.00	0.00	0.00- 52.18	0.00
108 Isodrin						CAS #: 465-73-6		
9.798	10.279	(1.119)	193	14297	4.00000	3.8	70.00- 130.00	100.00
9.798	10.279	(1.119)	66	13340			17952.44-18012.44	93.31
9.800	10.279	(1.119)	195	11918			1135.23-1195.23	83.36
113 Aramite						CAS #: 140-57-8		
10.366	10.370	(0.913)	185	12716	4.00000	3.4	80.00- 120.00	100.00(M)
10.291	10.370	(0.907)	191	6323			21.78- 81.78	49.72
10.296	10.370	(0.907)	319	5285			6.67- 66.67	41.56
114 p-Dimethylamino azobenzene						CAS #: 60-11-7		
10.457	10.323	(0.921)	225	31488	4.00000	3.4	70.00- 130.00	100.00
10.456	10.323	(0.921)	120	26101			99.50- 159.50	82.89
10.455	10.323	(0.921)	77	27811			9.48- 69.48	88.32
115 Chlorobenzilate						CAS #: 510-15-6		
10.500	10.503	(0.925)	251	50125	4.00000	3.5	80.00- 120.00	100.00
10.500	10.503	(0.925)	253	31027			35.78- 95.78	61.90
10.499	10.503	(0.925)	139	41577			60.72- 120.72	82.95
116 Kepone						CAS #: 143-50-0		
10.836	10.840	(0.955)	272	7252	4.00000	3.0	80.00- 120.00	100.00
10.839	10.840	(0.955)	274	5729			51.74- 111.74	79.00
10.839	10.840	(0.955)	237	4521			0.00- 59.52	62.34
117 3,3-Dimethylbenzidine						CAS #: 119-93-7		
10.788	10.799	(0.950)	212	104093	4.00000	3.7	70.00- 130.00	100.00
10.789	10.799	(0.950)	106	5752			2299.94-2359.94	5.53
10.786	10.799	(0.950)	180	6601			6.44- 66.44	6.34
119 2-Acetylaminofluorene						CAS #: 53-96-3		
11.032	10.324	(0.972)	181	50591	4.00000	3.1	70.00- 130.00	100.00
11.033	10.324	(0.972)	223	33471			491.83- 551.83	66.16

RT	EXP RT	REL RT	MASS	RESPONSE	AMOUNTS CAL-AMT (ug/ml)	AMOUNTS ON-COL (ug/ml)	TARGET RANGE	RATIO
119 2-Acetylaminofluorene (continued)								
11.032	10.324	(0.972)	180	42536			639.65- 699.65	84.08
* 121 Chrysene-d12						CAS #: 1719-03-5		
11.352	11.359	(1.000)	240	1576137	40.0000		80.00- 120.00	100.00
11.351	11.359	(1.000)	120	83473			0.00- 36.38	5.30
11.353	11.359	(1.000)	236	422688			0.00- 57.06	26.82
126 7,12-Dimethylbenz(a)anthracen						CAS #: 57-97-6		
12.315	12.088	(0.971)	256	77306	4.00000	3.4	70.00- 130.00	100.00
12.316	12.088	(0.971)	241	41024			77.87- 137.87	53.07
12.316	12.088	(0.971)	239	36883			73.24- 133.24	47.71
* 130 Perylene-d12						CAS #: 1520-96-3		
12.678	12.682	(1.000)	264	1610792	40.0000		80.00- 120.00	100.00
12.678	12.682	(1.000)	260	391086			0.00- 54.80	24.28
12.679	12.682	(1.000)	265	367610			0.00- 53.39	22.82
131 3-Methylcholanthrene						CAS #: 56-49-5		
12.937	12.847	(1.020)	268	90561	4.00000	3.5	70.00- 130.00	100.00
12.938	12.847	(1.020)	252	35669			13.23- 73.23	39.39
12.937	12.847	(1.020)	253	34866			6.61- 66.61	38.50
132 Dibenz(a,j)acridine						CAS #: 224-42-0		
13.526	13.755	(1.067)	279	135981	4.00000	3.7	70.00- 130.00	100.00
13.527	13.755	(1.067)	280	31556			0.00- 41.79	23.21
13.525	13.755	(1.067)	277	19040			93.47- 153.47	14.00

QC Flag Legend

Q - Qualifier signal failed the ratio test.
M - Compound response manually integrated.

Data File: \\Svecd04\DD\chem\smsd03.i\S3042312.b\AP9CAL1.D
Date : 23-APR-2012 19:28
Client ID: AP9CAL1
Sample Info: 45961
Purge Volume: 1000.0
Column phase: HPMS-5

Instrument: smsd03.i
Operator: PEL
Column diameter: 0.25

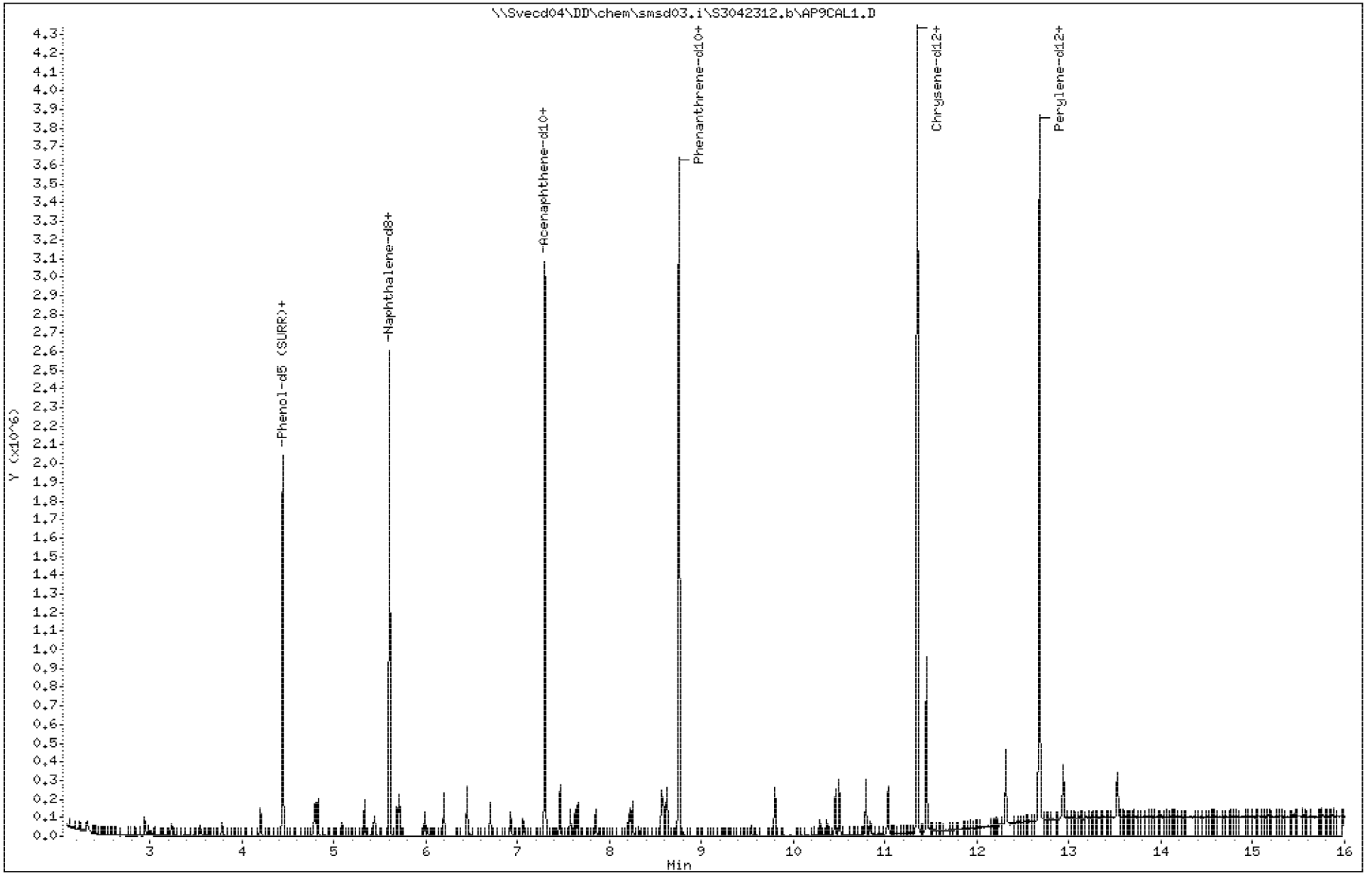

1646

3505892

Data File: \\Svecd04\DD\chem\smsd03.i\S3042312.b\AP9CAL1.D

Date : 23-APR-2012 19:28

Client ID: AP9CAL1 | Instrument: smsd03.i

Sample Info: 45961

Purge Volume: 1000.0 | Operator: PEL

Column phase: HPMS-5 | Column diameter: 0.25

3 2- Picoline | Concentration: 3.9 ug/l

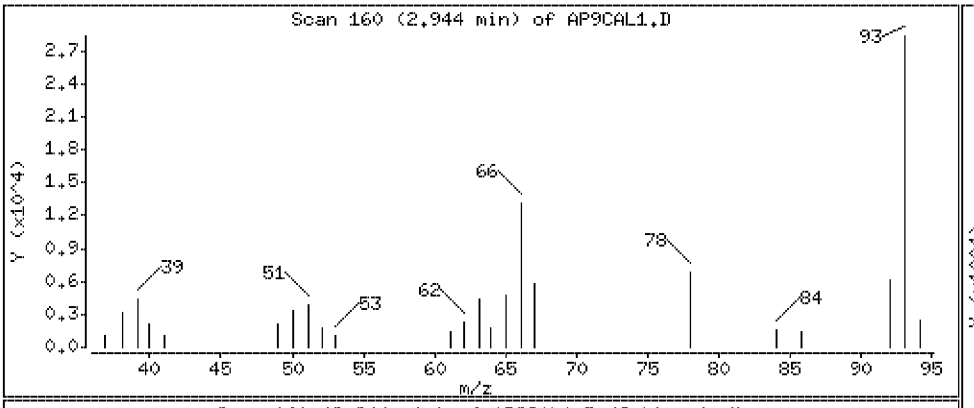

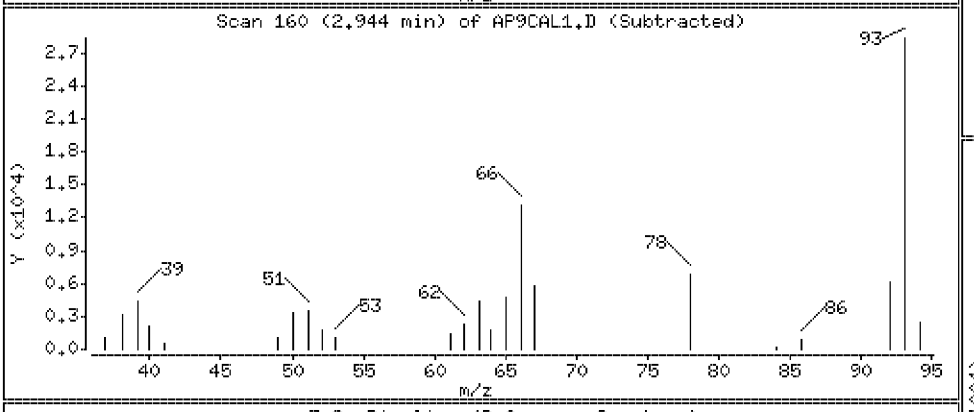

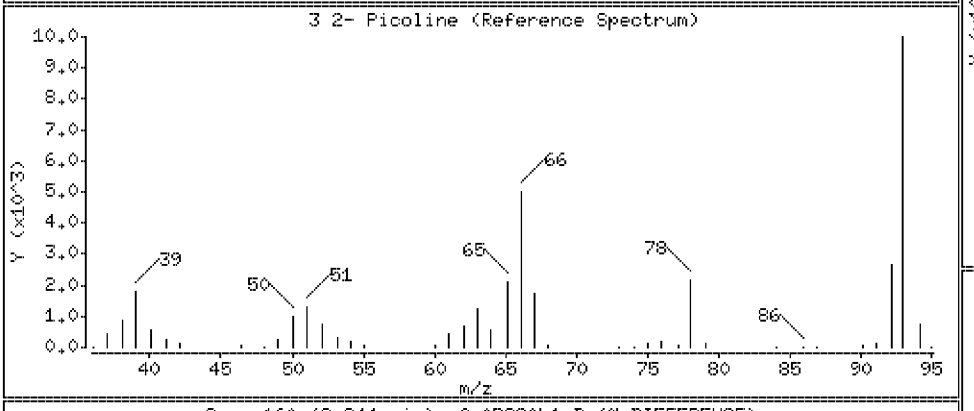

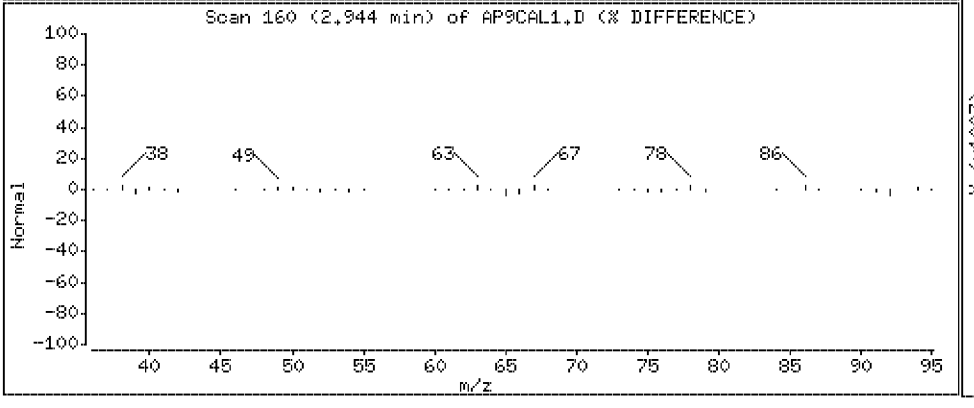

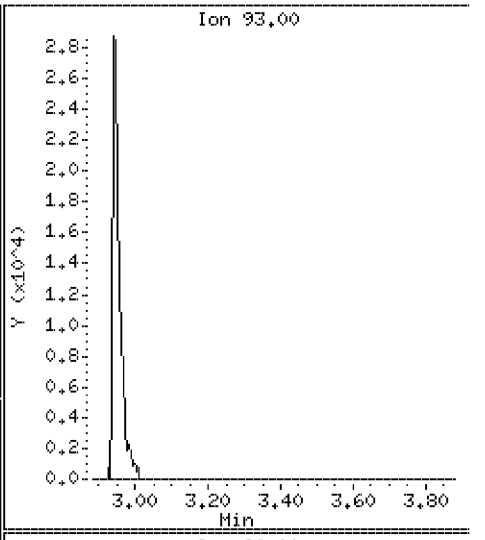

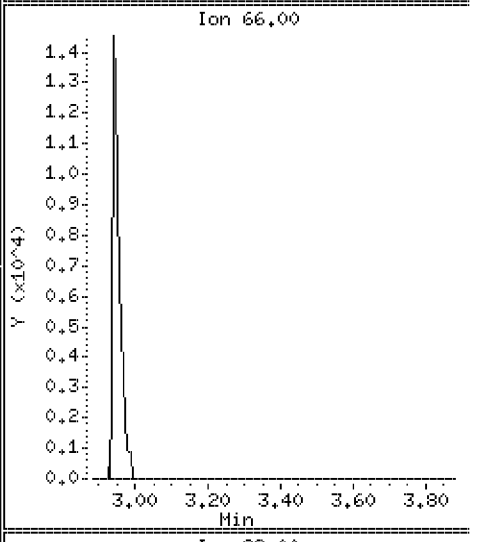

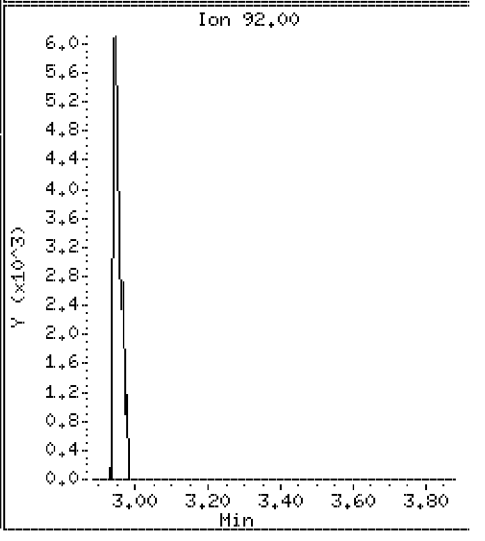

Data File: \\Svecd04\DD\chem\smsd03.i\S3042312.b\AP9CAL1.D

Date : 23-APR-2012 19:28

Client ID: AP9CAL1 | Instrument: smsd03.i

Sample Info: 45961

Purge Volume: 1000.0 | Operator: PEL

Column phase: HPMS-5 | Column diameter: 0.25

4 N-Nitrosomethylethylamine | Concentration: 3.6 ug/l

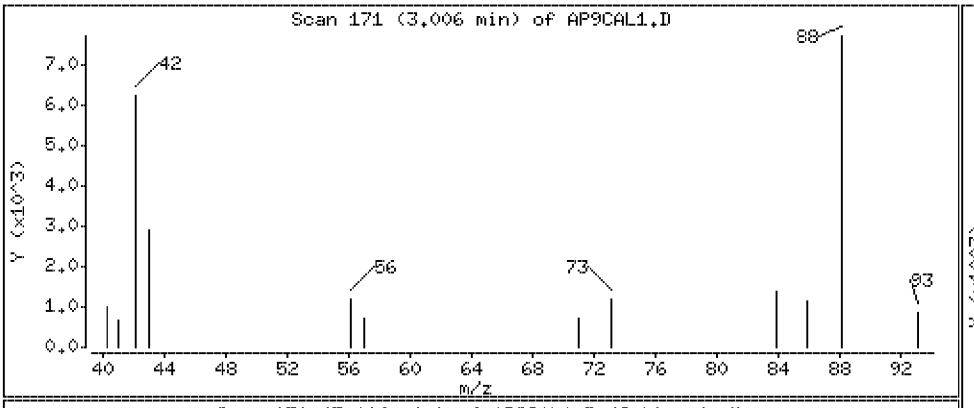

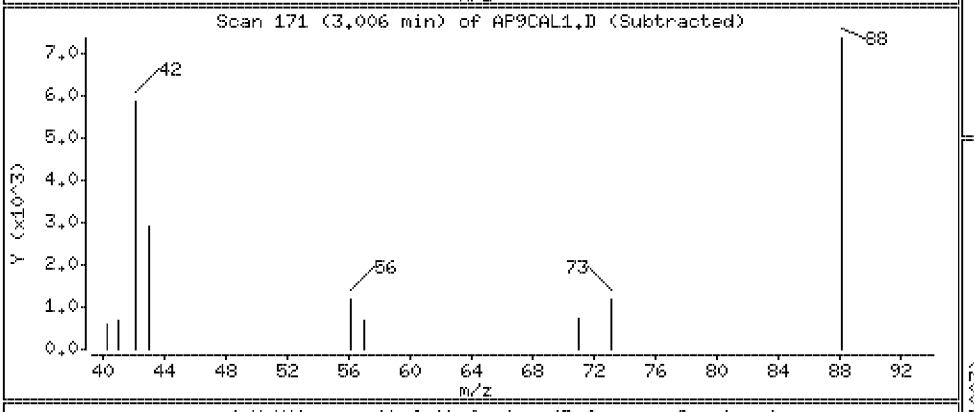

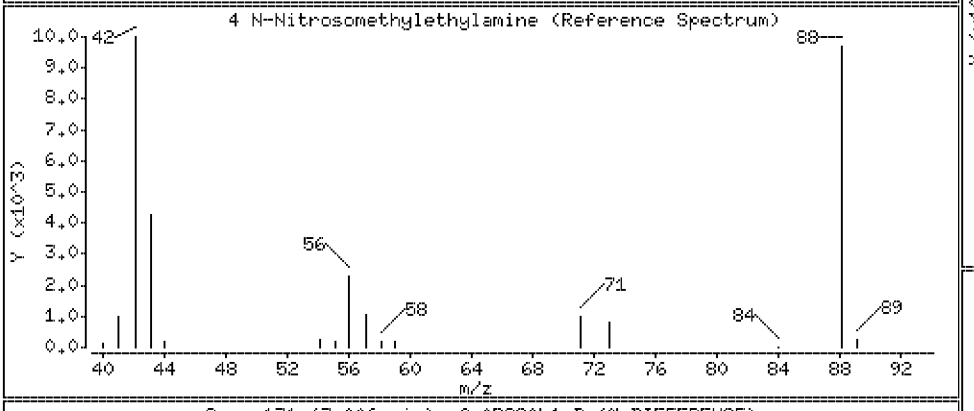

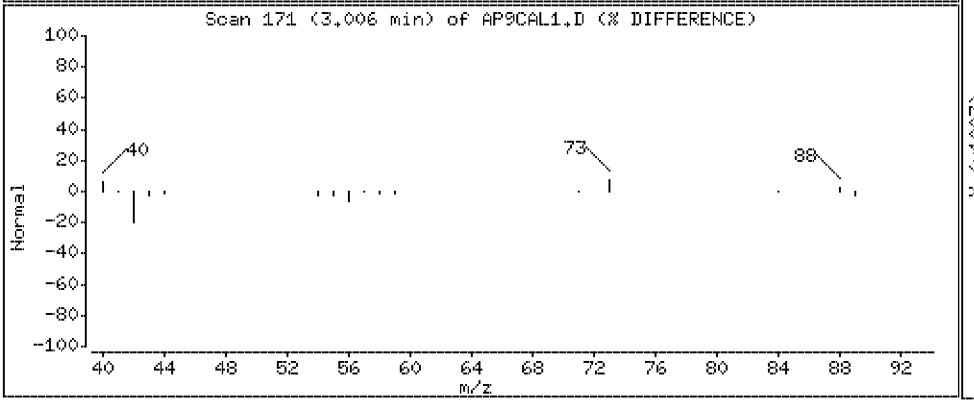

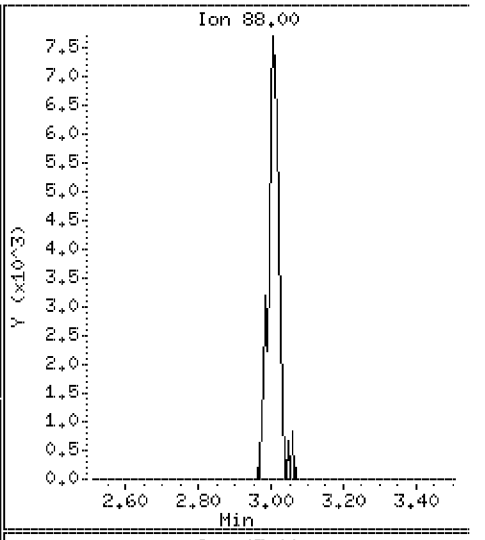

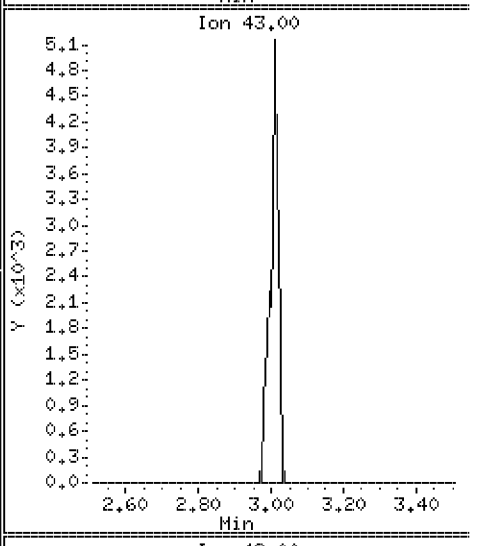

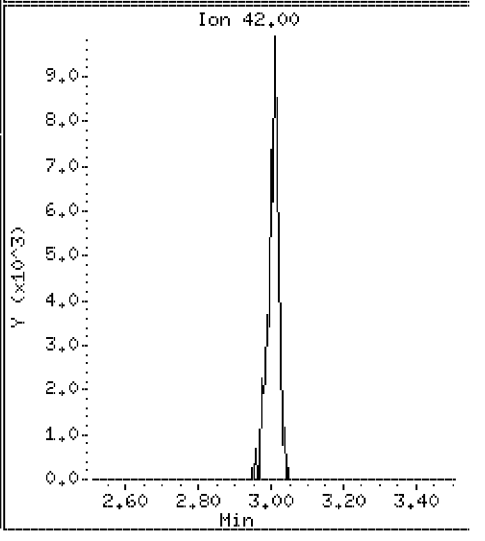

Data File: \\Svecd04\DD\chem\smsd03.i\S3042312.b\AP9CAL1.D

Date : 23-APR-2012 19:28

Client ID: AP9CAL1

Instrument: smsd03.i

Sample Info: 45961

Purge Volume: 1000.0

Operator: PEL

Column phase: HPMS-5

Column diameter: 0.25

5 Methyl Methanesulfonate

Concentration: 4.0 ug/l

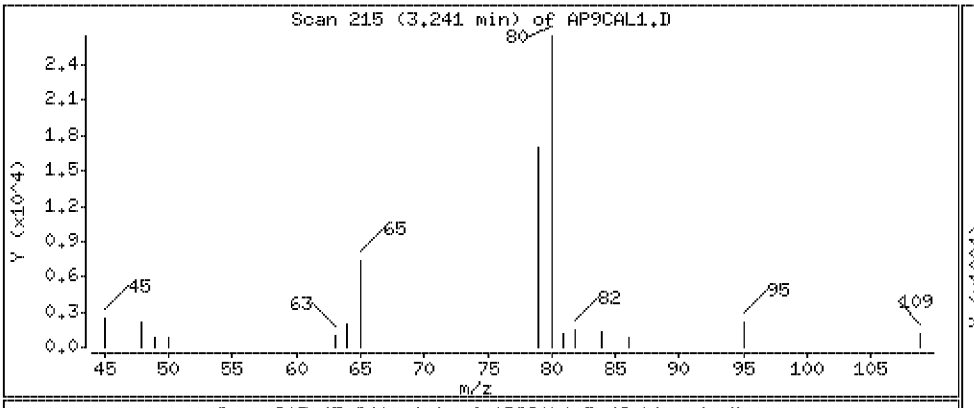

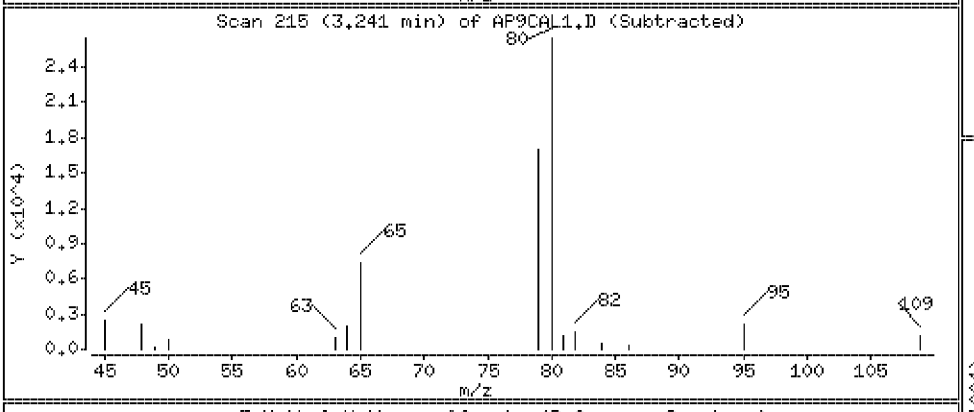

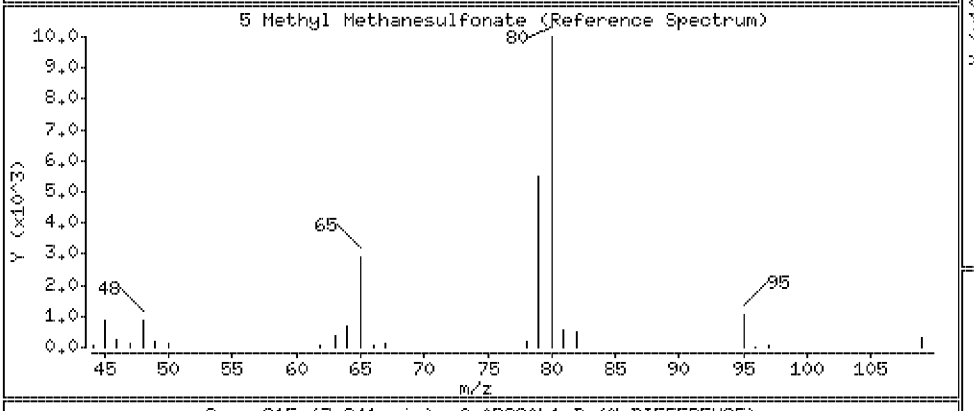

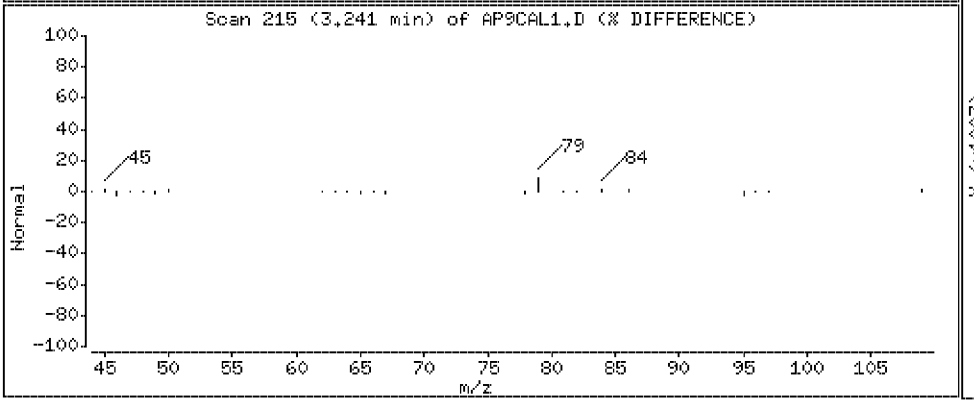

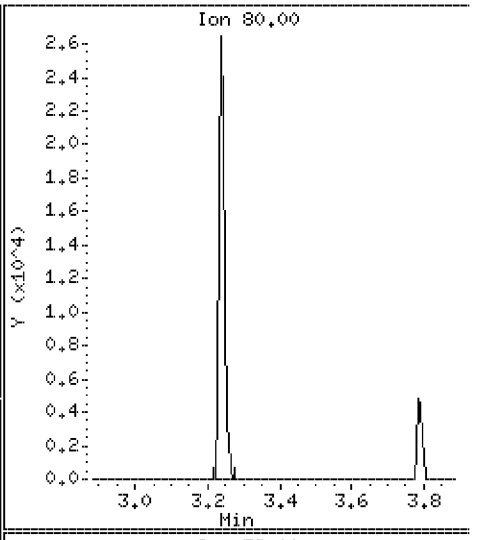

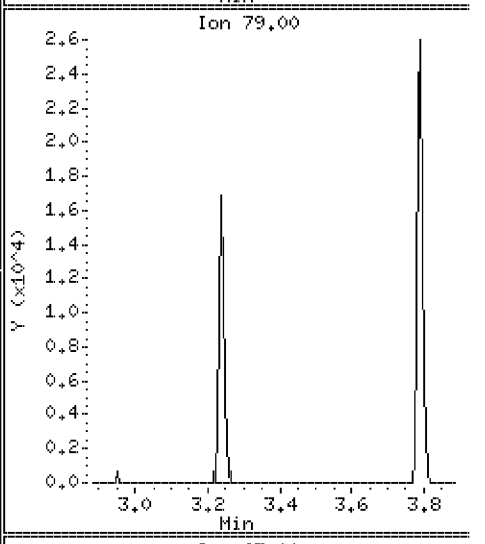

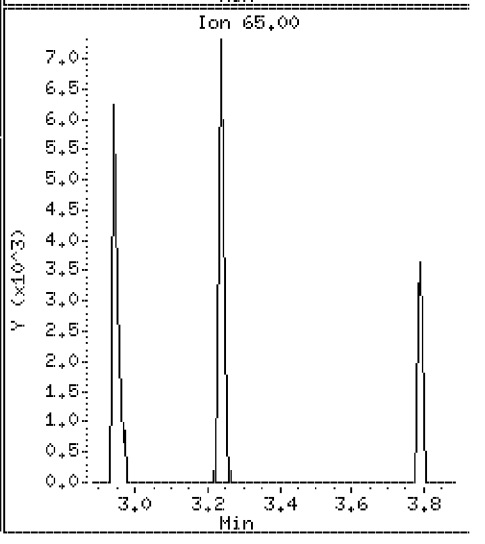

Data File: \\Svecd04\DD\chem\smsd03.i\S3042312.b\AP9CAL1.D

Date : 23-APR-2012 19:28

Client ID: AP9CAL1 | Instrument: smsd03.i

Sample Info: 45961

Purge Volume: 1000.0 | Operator: PEL

Column phase: HPMS-5 | Column diameter: 0.25

7 N-Nitrosodiethylamine | Concentration: 3.5 ug/l

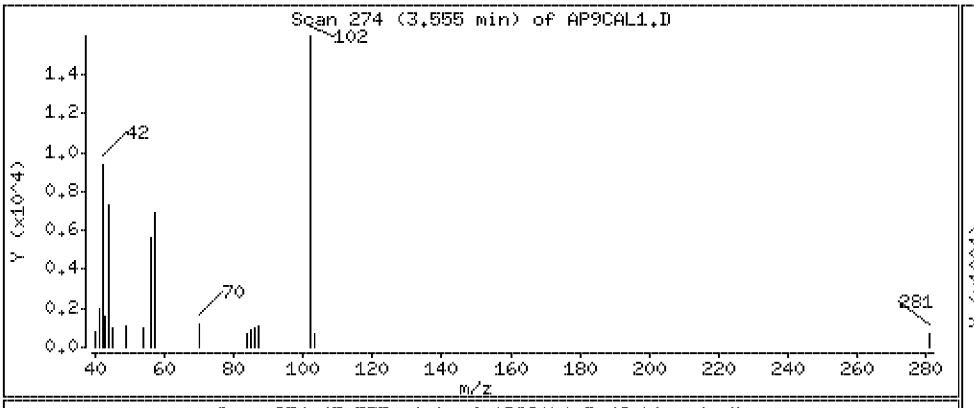

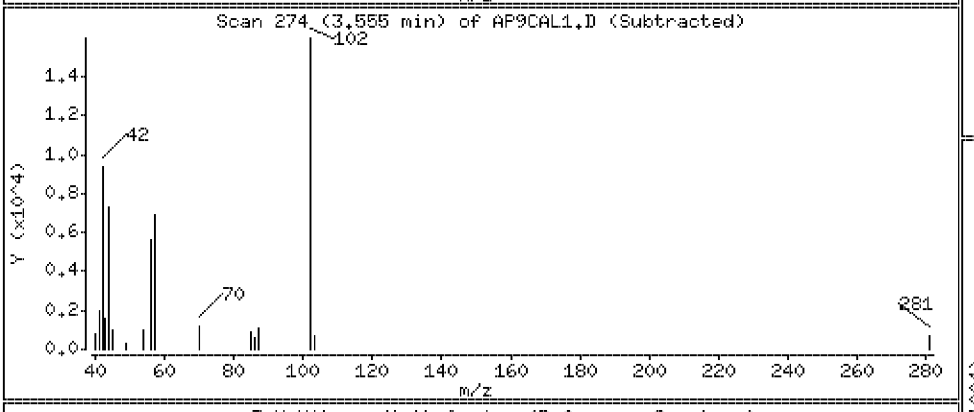

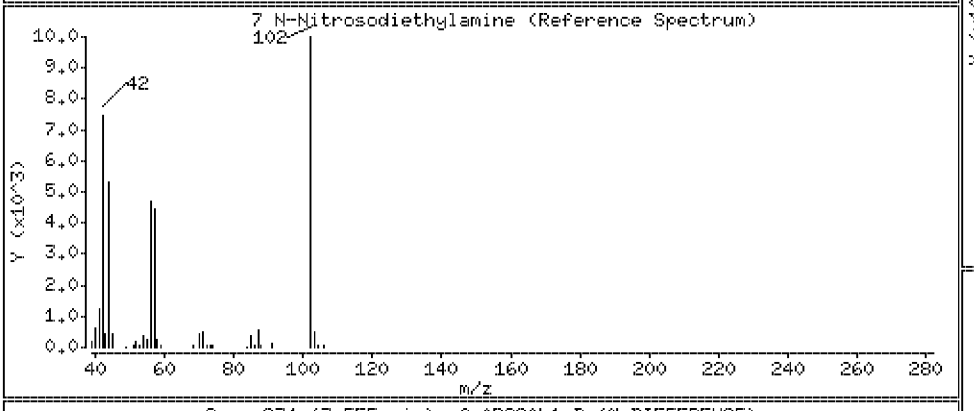

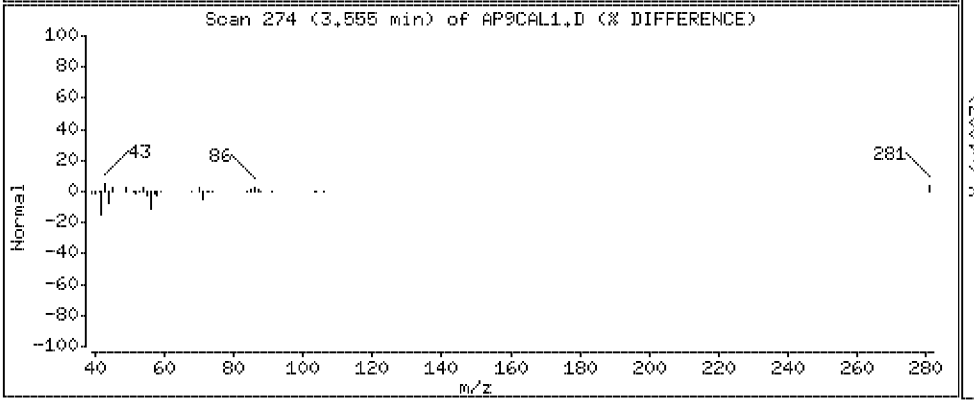

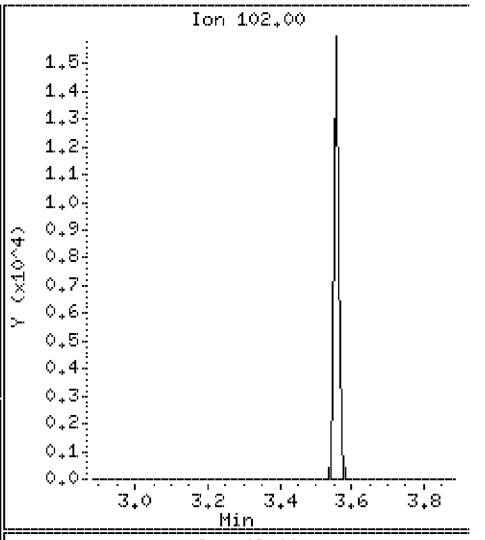

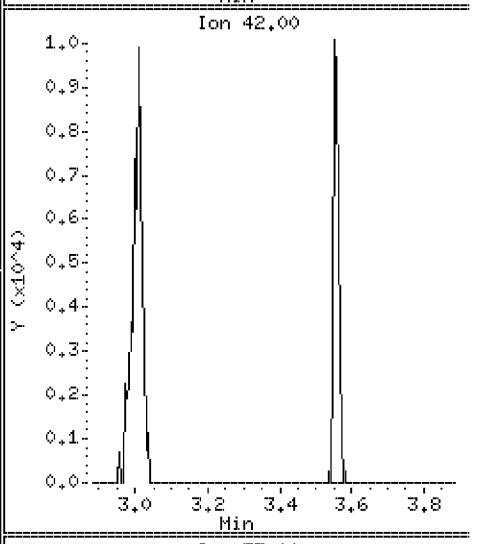

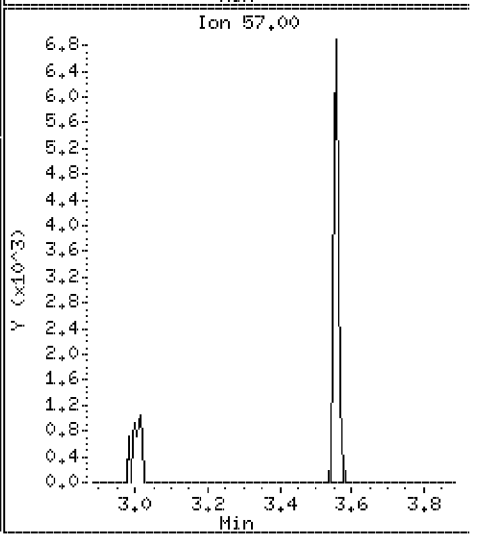

Data File: \\Svecd04\DD\chem\smsd03.i\S3042312.b\AP9CAL1.D

Date : 23-APR-2012 19:28

Client ID: AP9CAL1 | Instrument: smsd03.i

Sample Info: 45961

Purge Volume: 1000.0 | Operator: PEL

Column phase: HPMS-5 | Column diameter: 0.25

8 Ethyl Methanesulfonate | Concentration: 3.7 ug/l

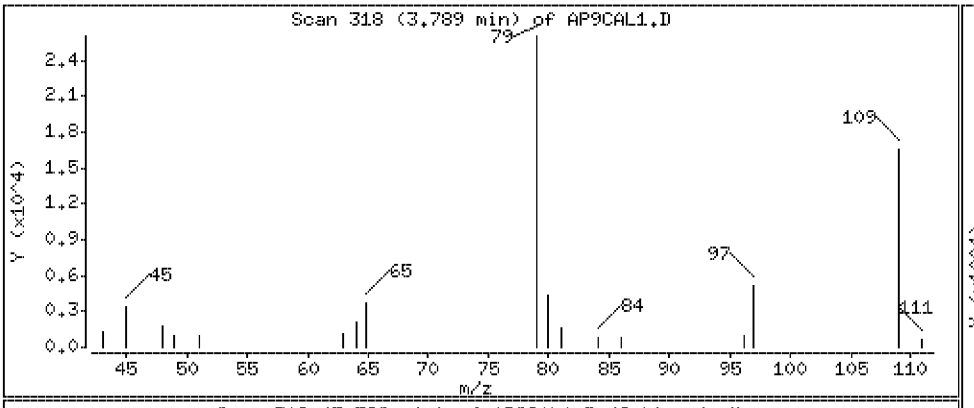

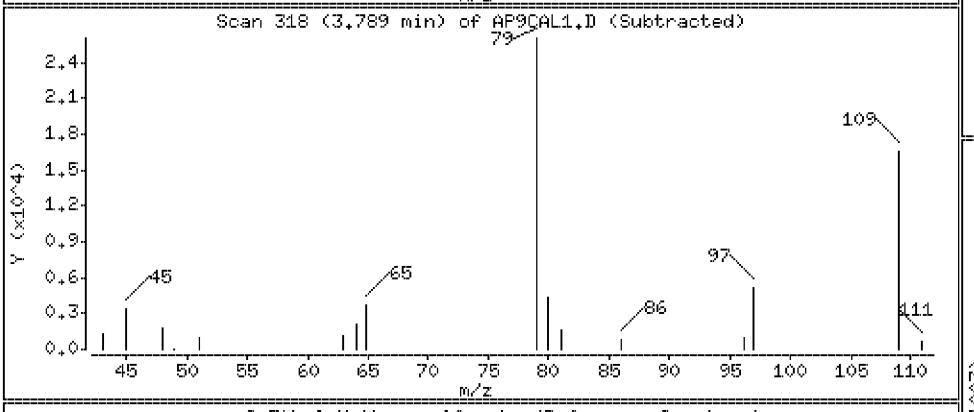

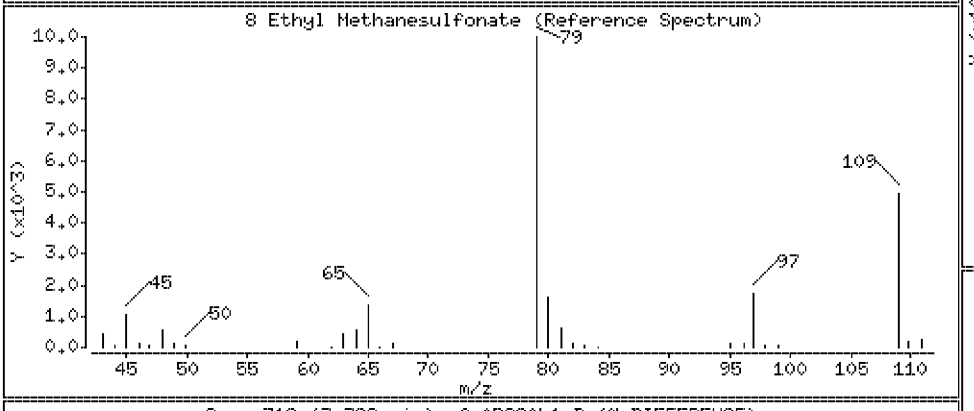

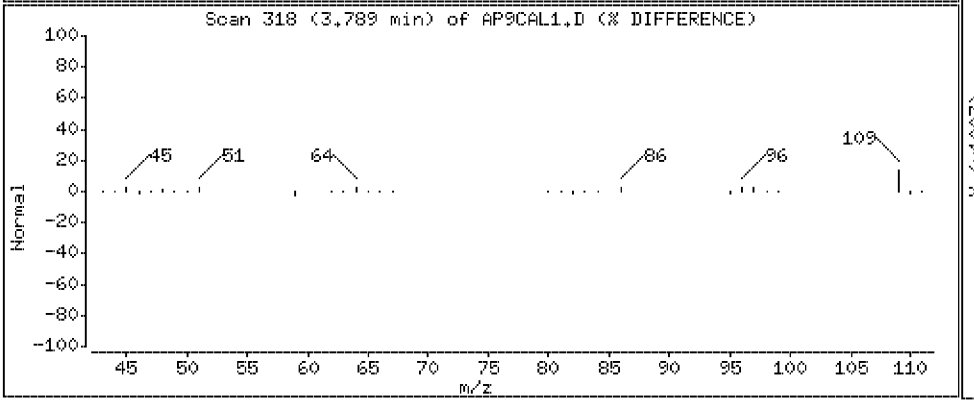

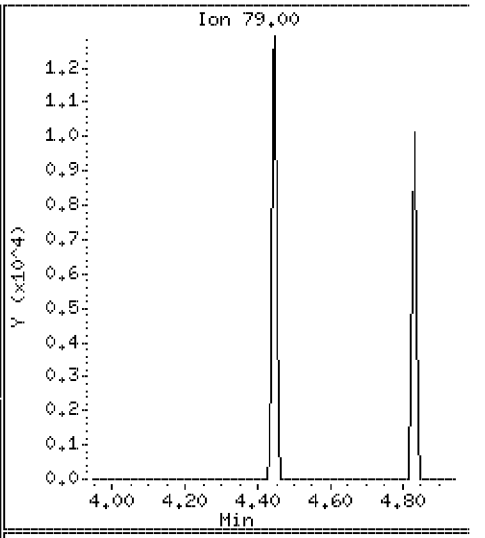

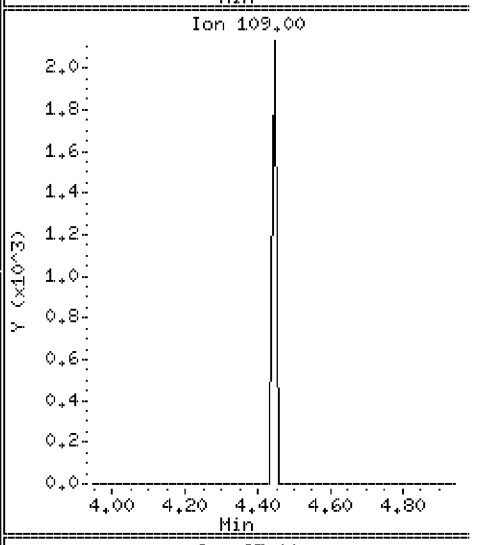

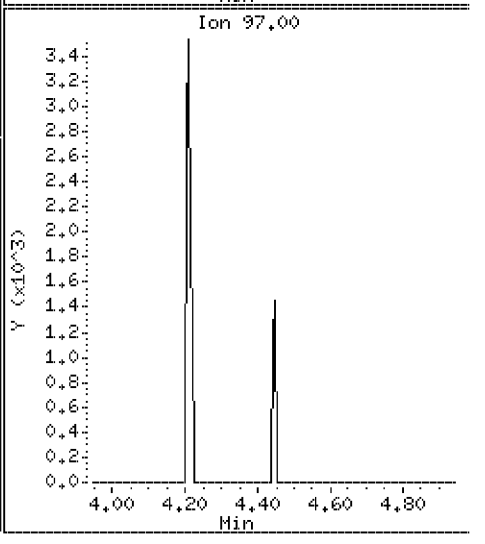

Data File: \\Svecd04\DD\chem\smsd03.i\S3042312.b\AP9CAL1.D

Date : 23-APR-2012 19:28

Client ID: AP9CAL1 | Instrument: smsd03.i

Sample Info: 45961

Purge Volume: 1000.0 | Operator: PEL

Column phase: HPMS-5 | Column diameter: 0.25

12 Pentachloroethane | Concentration: 3.8 ug/l

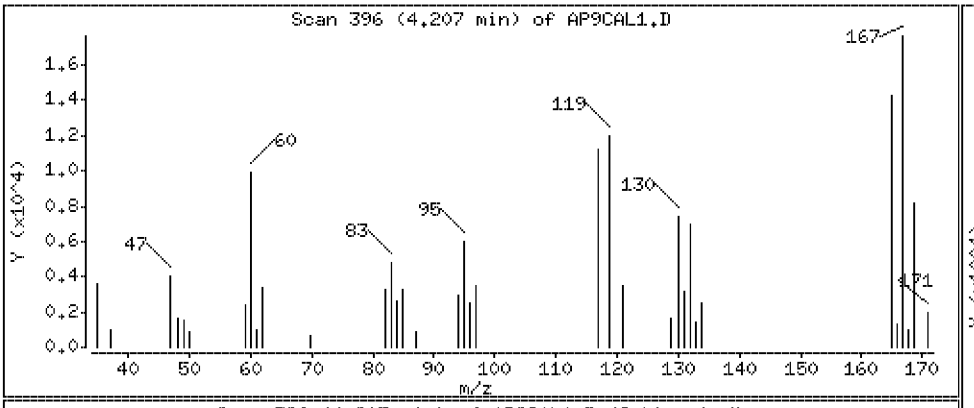

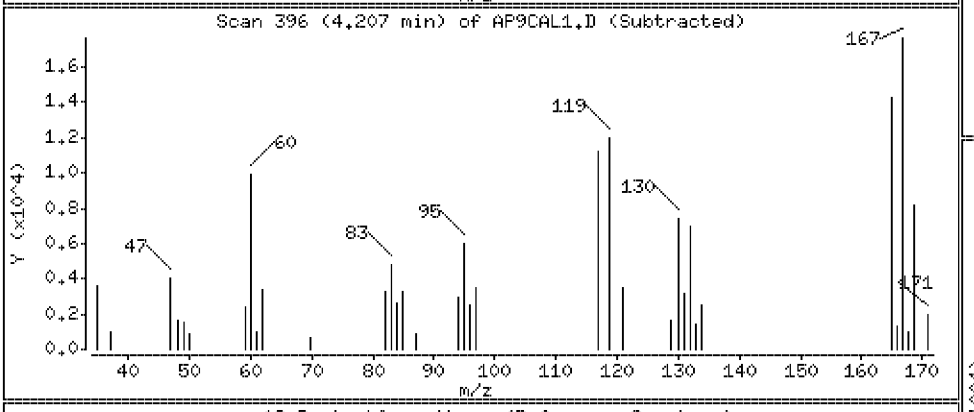

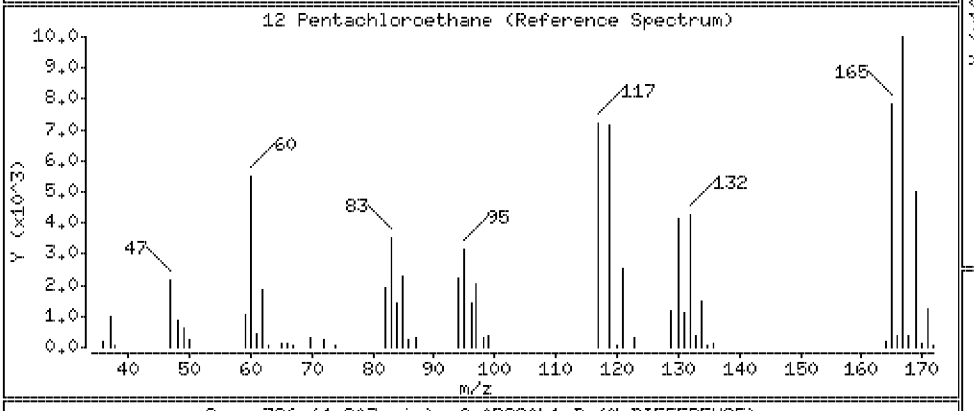

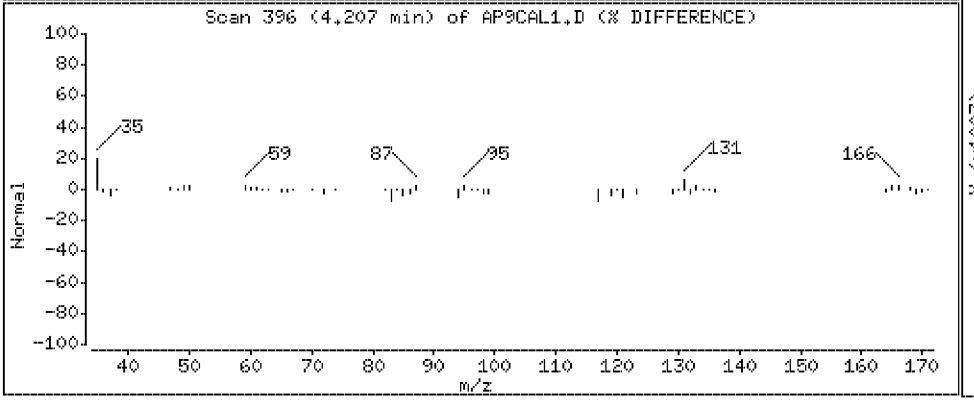

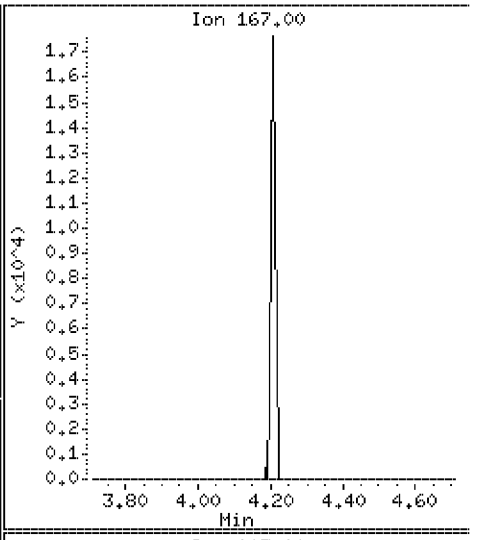

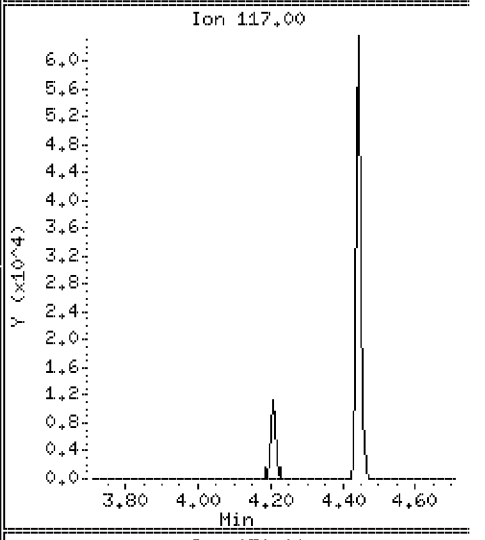

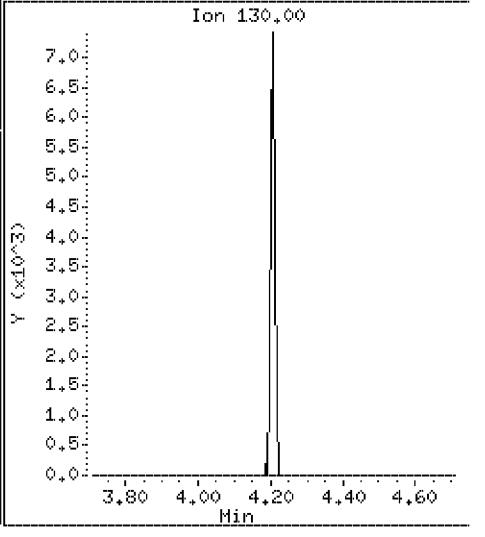

Data File: \\Svecd04\DD\chem\smsd03.i\S3042312.b\AP9CAL1.D

Date : 23-APR-2012 19:28

Client ID: AP9CAL1 | Instrument: smsd03.i

Sample Info: 45961

Purge Volume: 1000.0 | Operator: PEL

Column phase: HPMS-5 | Column diameter: 0.25

24 N-Nitrosopyrrolidine | Concentration: 3.4 ug/l

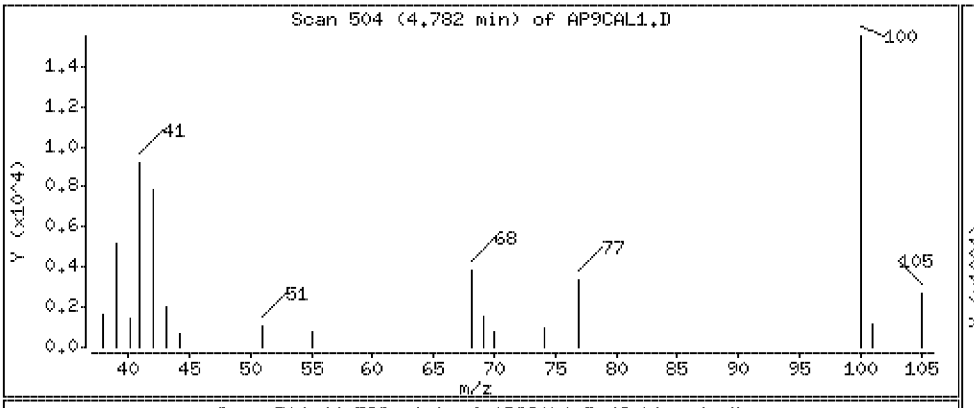

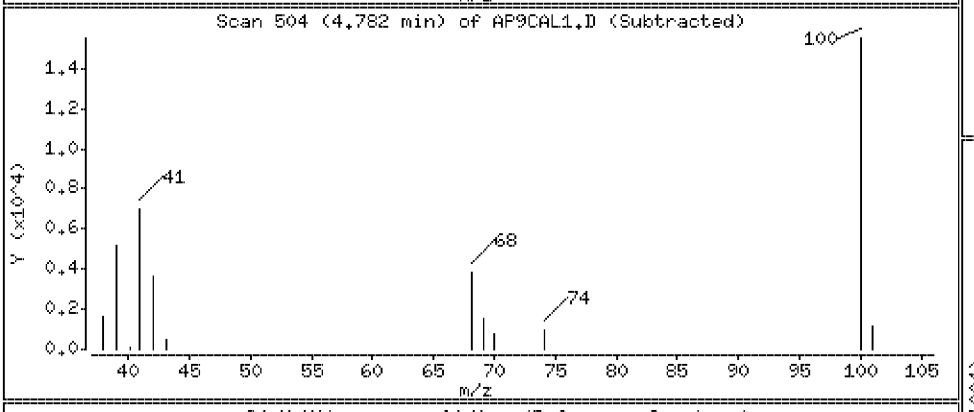

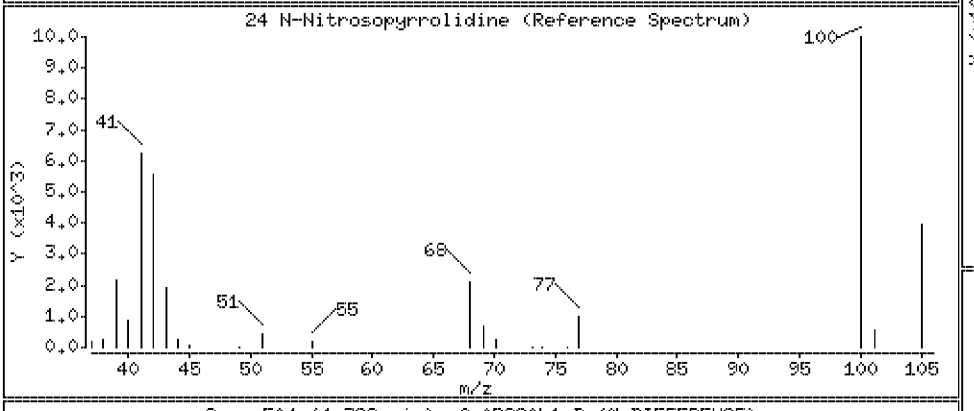

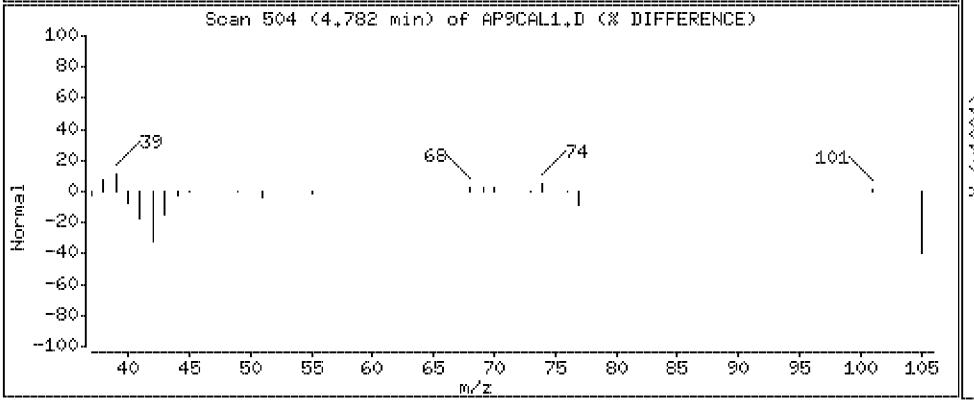

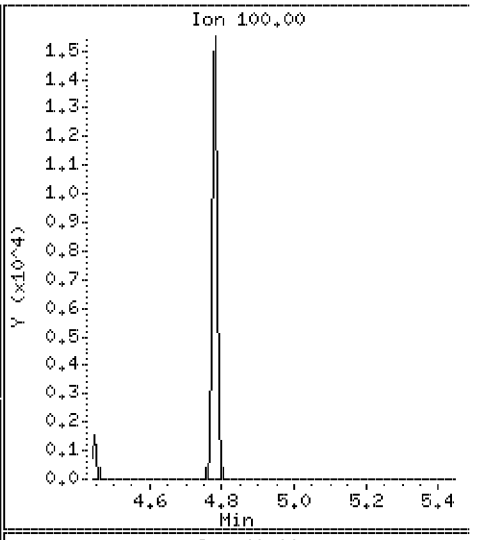

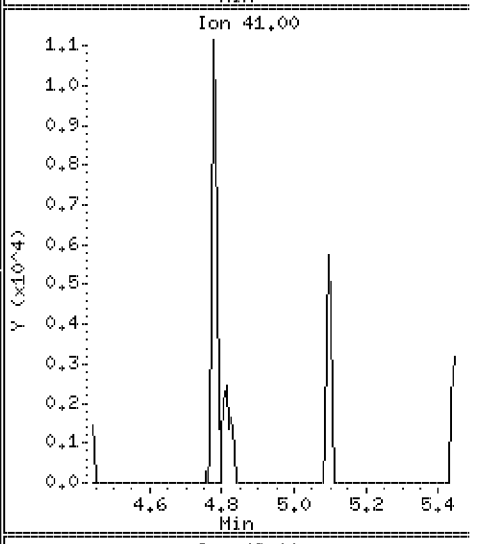

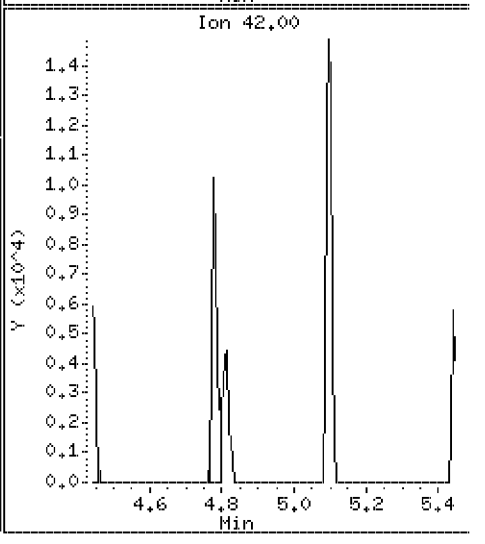

Data File: \\Svecd04\DD\chem\smsd03.i\S3042312.b\AP9CAL1.D

Date : 23-APR-2012 19:28

Client ID: AP9CAL1 Instrument: smsd03.i

Sample Info: 45961

Purge Volume: 1000.0 Operator: PEL

Column phase: HPMS-5 Column diameter: 0.25

25 Acetophenone Concentration: 3.9 ug/l

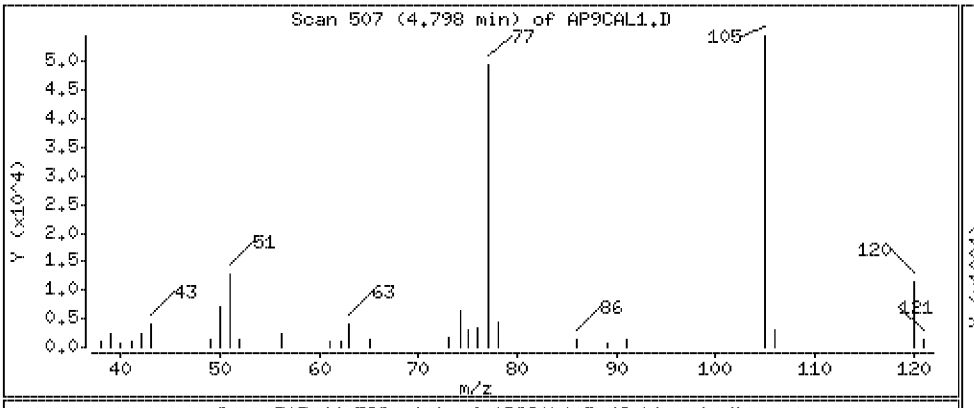

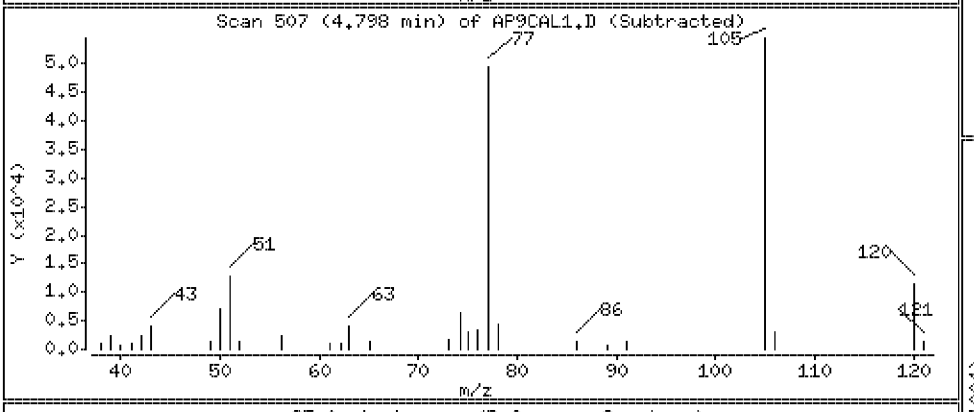

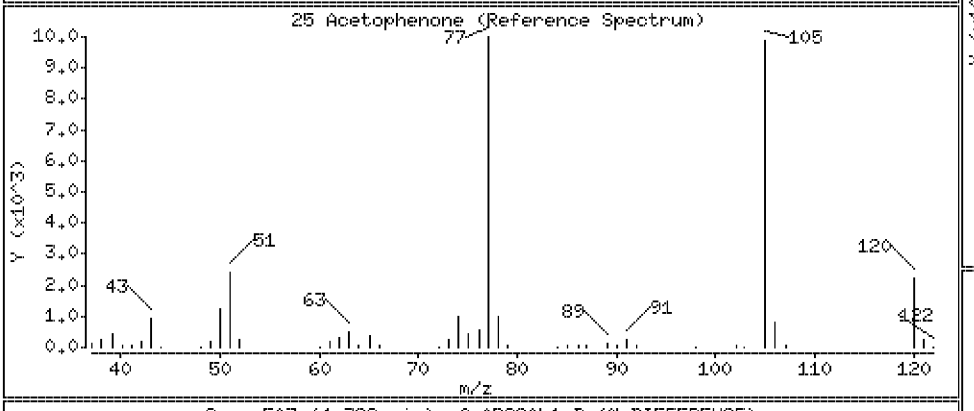

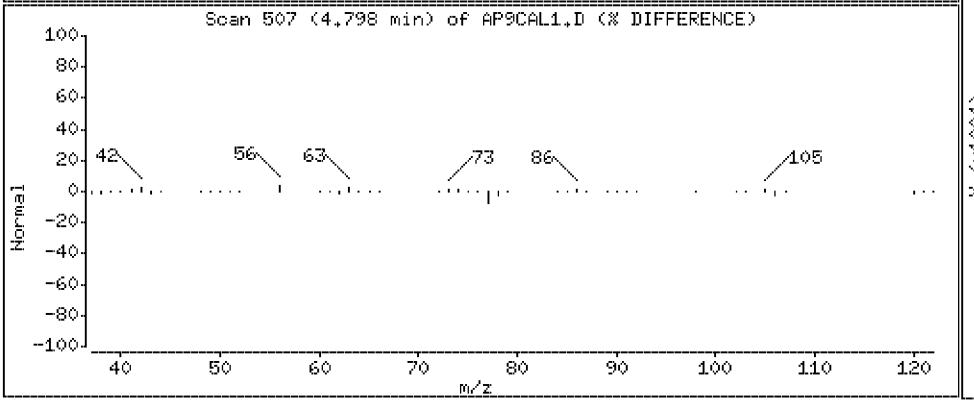

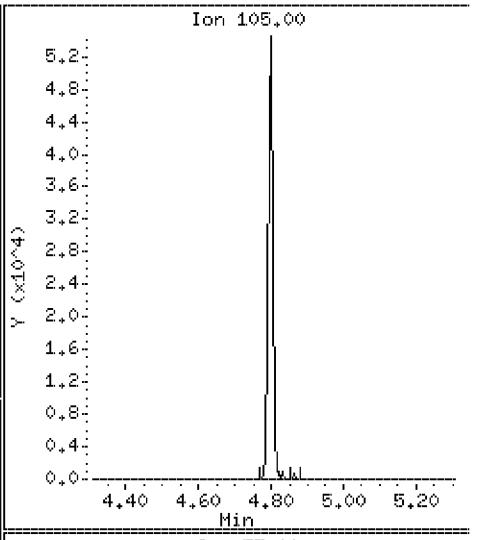

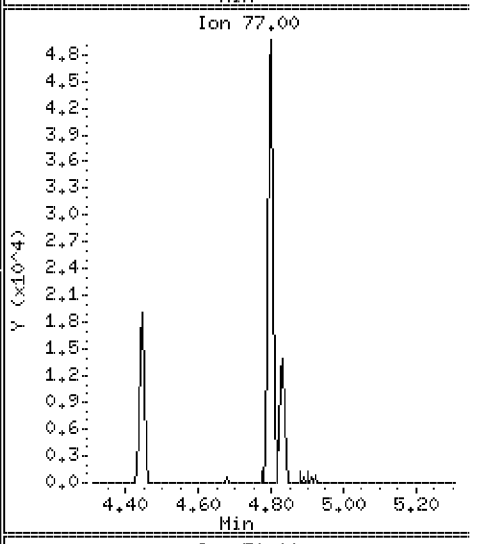

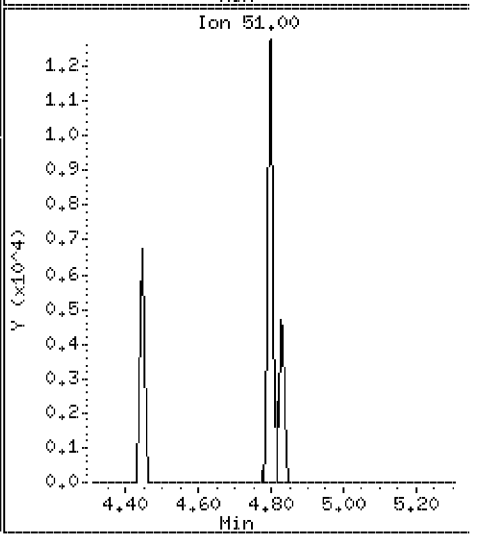

Data File: \\Svecd04\DD\chem\smsd03.i\S3042312.b\AP9CAL1.D

Date : 23-APR-2012 19:28

Client ID: AP9CAL1 Instrument: smsd03.i

Sample Info: 45961

Purge Volume: 1000.0 Operator: PEL

Column phase: HPMS-5 Column diameter: 0.25

27 N-Nitrosomorpholine Concentration: 3.6 ug/l

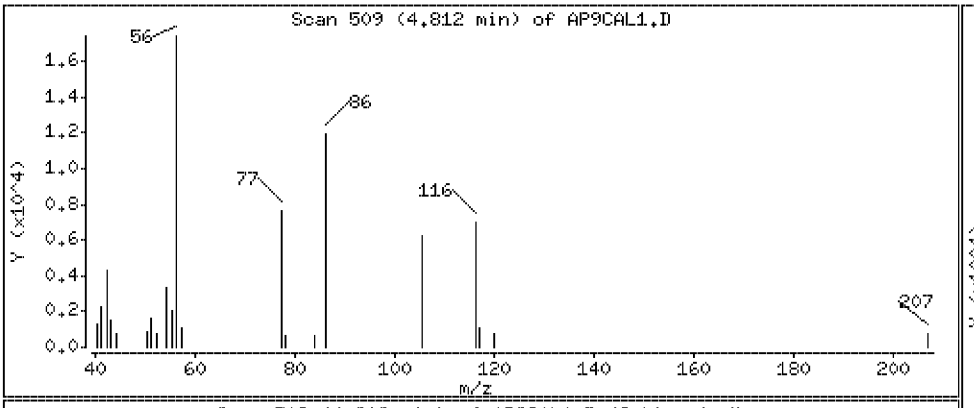

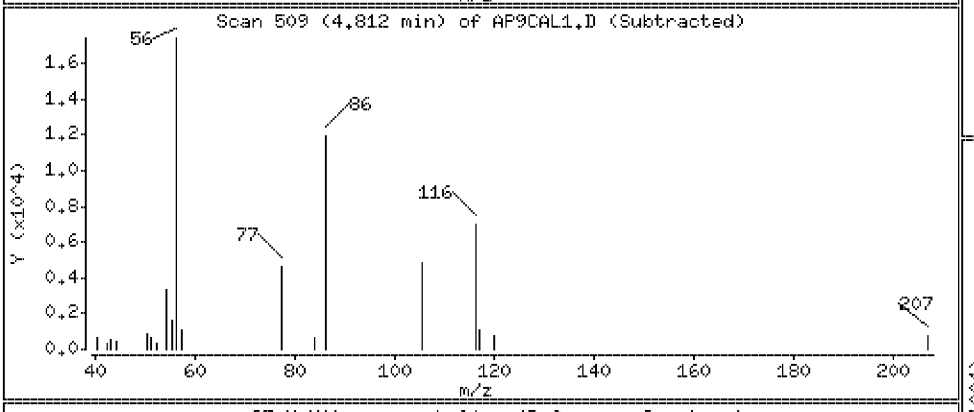

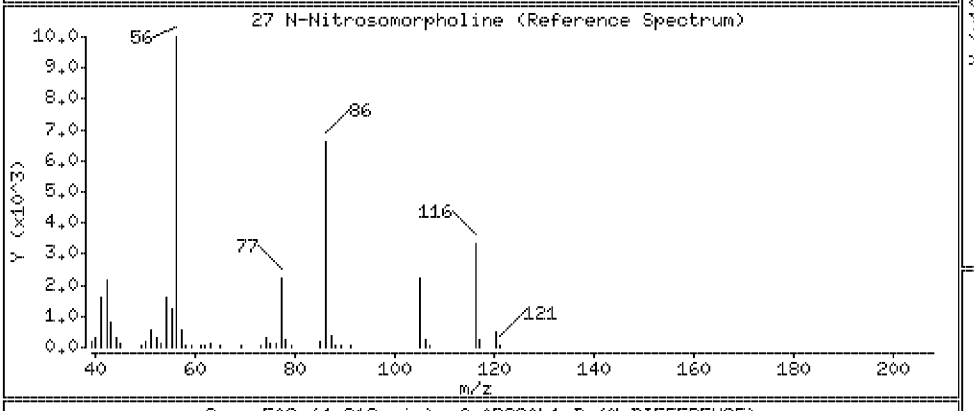

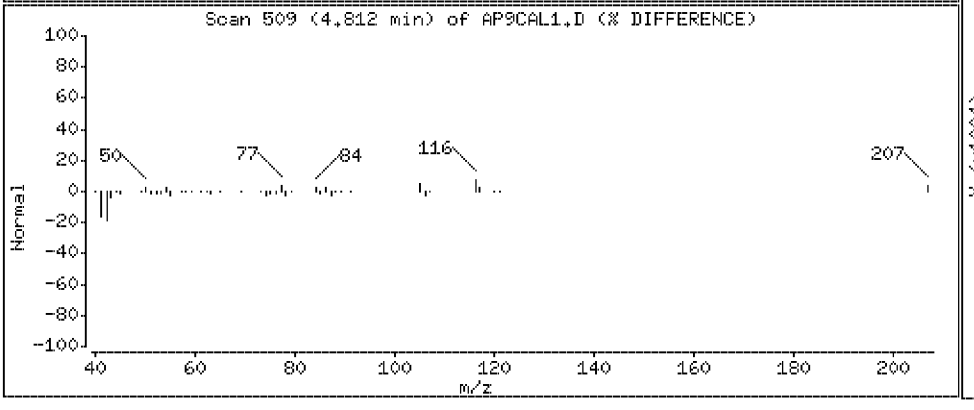

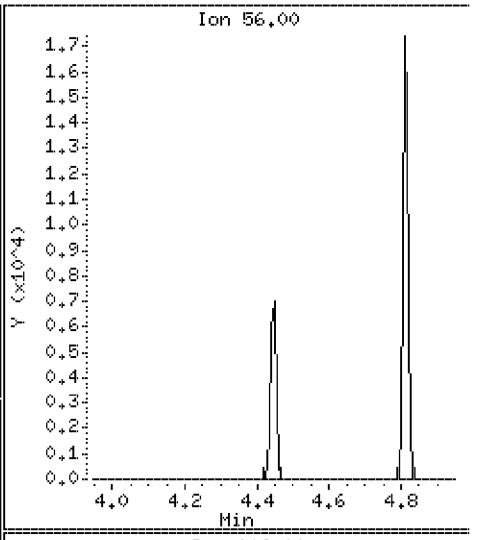

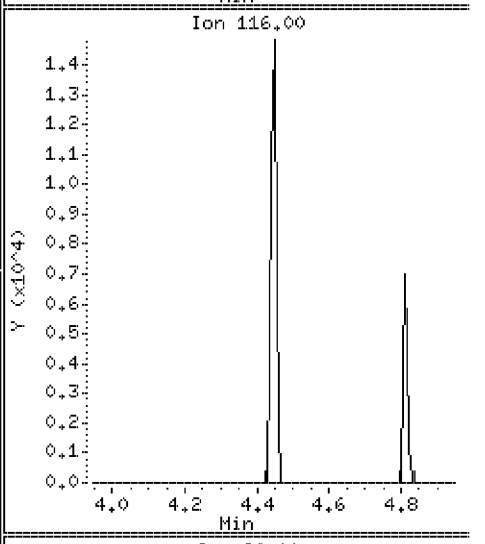

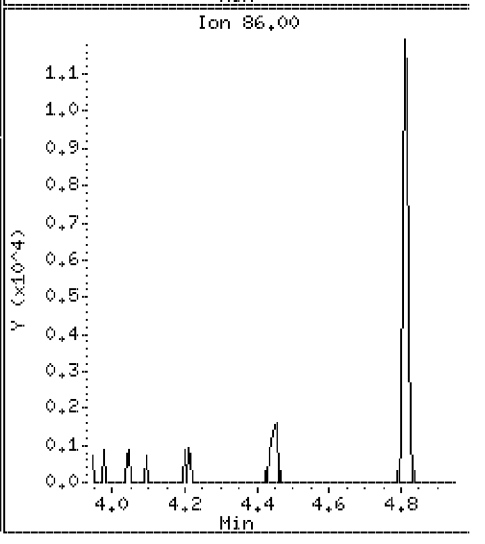

Data File: \\Svecd04\DD\chem\smsd03.i\S3042312.b\AP9CAL1.D

Date : 23-APR-2012 19:28

Client ID: AP9CAL1 | Instrument: smsd03.i

Sample Info: 45961

Purge Volume: 1000.0 | Operator: PEL

Column phase: HPMS-5 | Column diameter: 0.25

29 o-Toluidine | Concentration: 3.6 ug/l

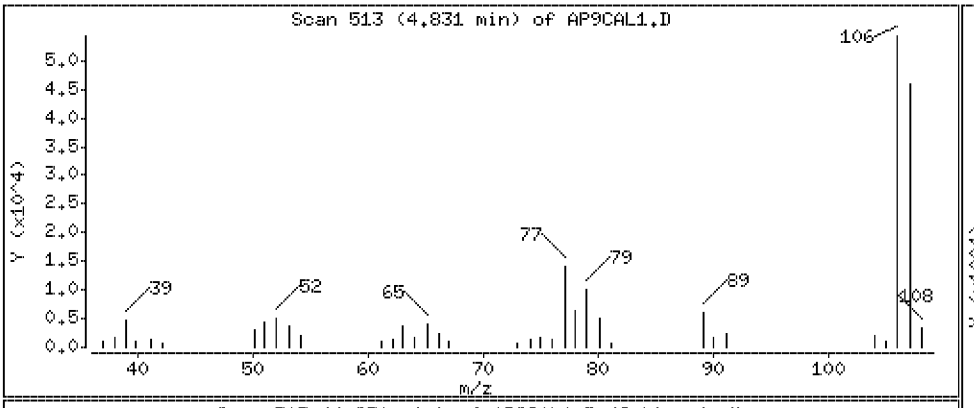

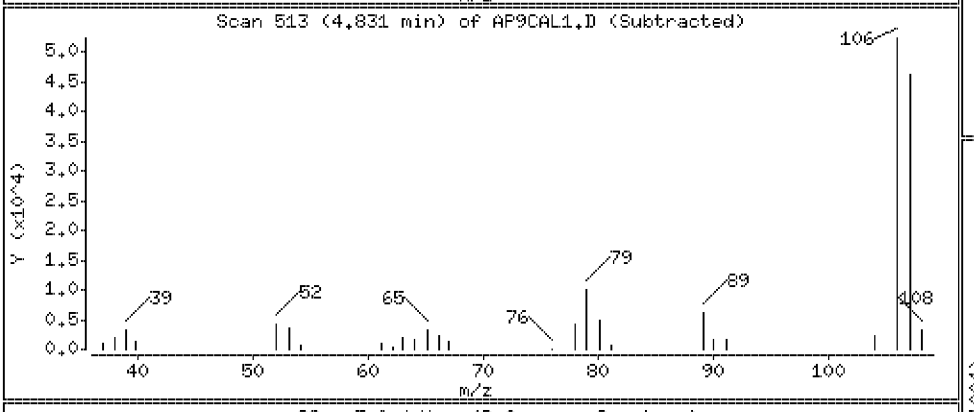

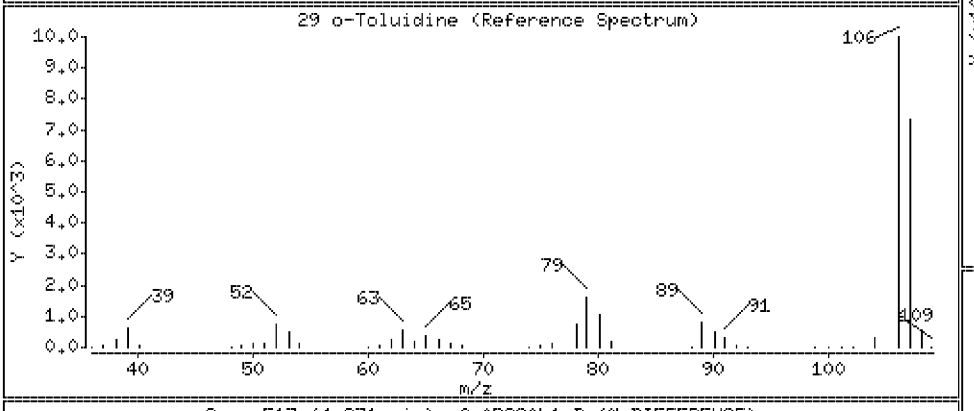

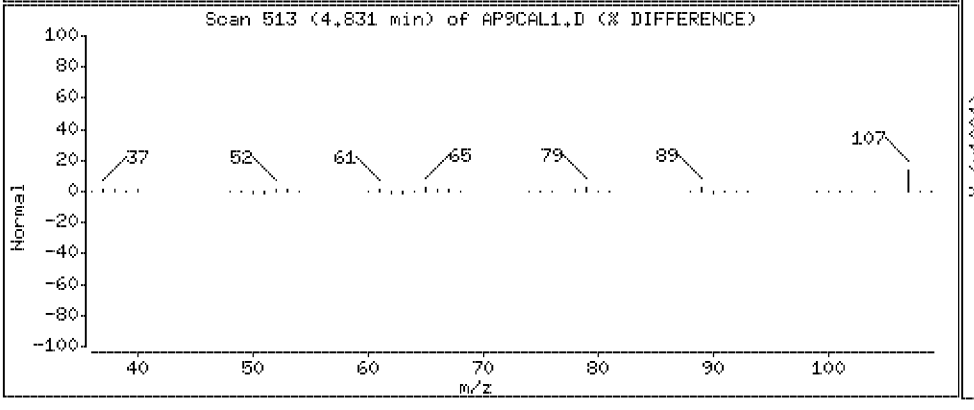

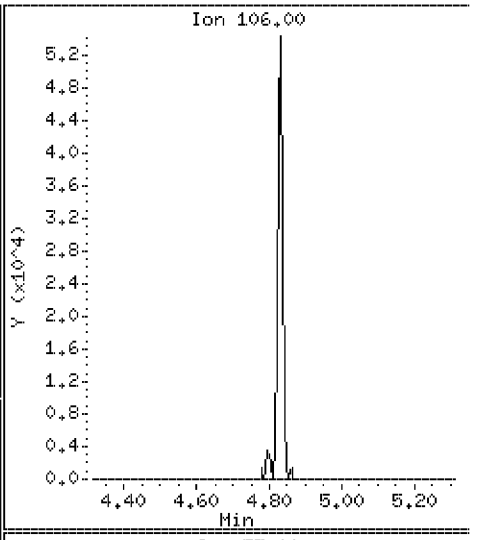

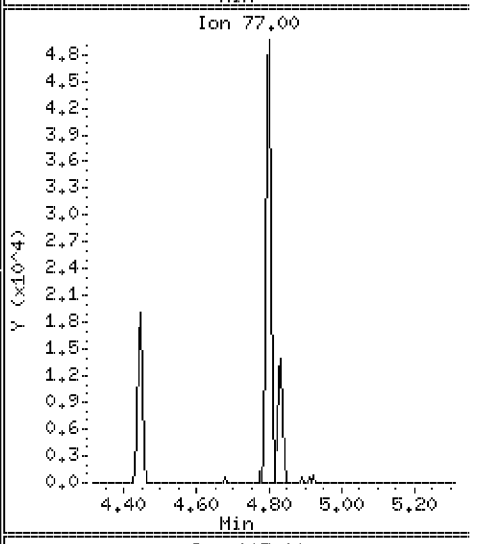

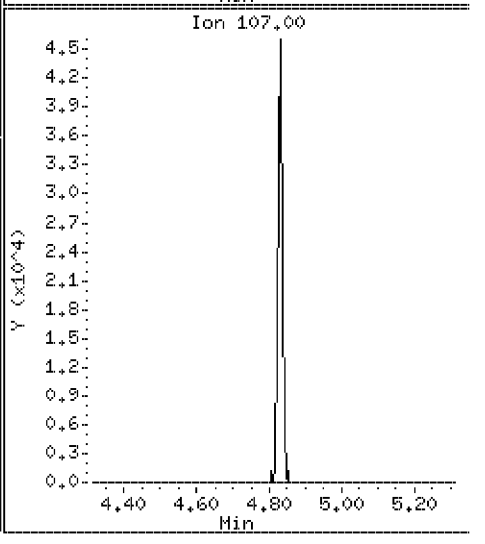

Data File: \\Svecd04\DD\chem\smsd03.i\S3042312.b\AP9CAL1.D

Date : 23-APR-2012 19:28

Client ID: AP9CAL1 Instrument: smsd03.i

Sample Info: 45961

Purge Volume: 1000.0 Operator: PEL

Column phase: HPMS-5 Column diameter: 0.25

33 N-Nitrosopiperidine Concentration: 3.6 ug/l

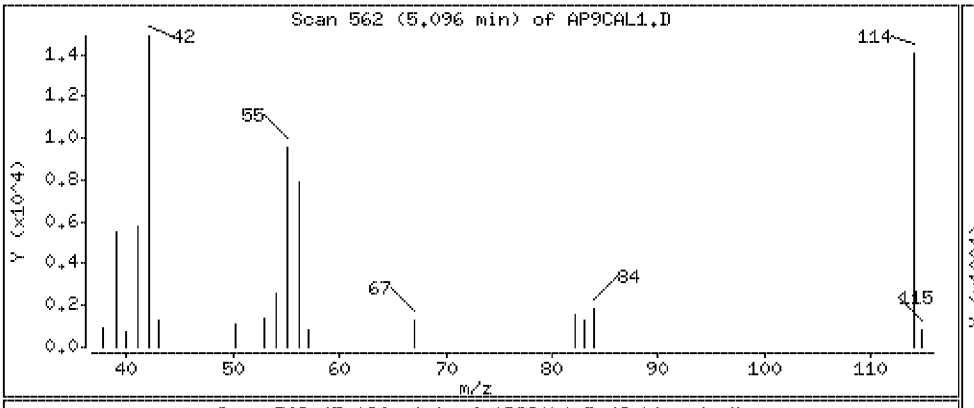

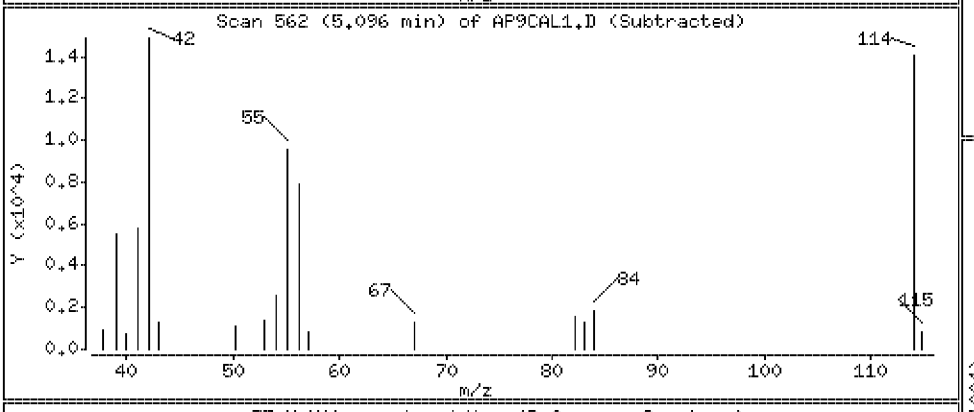

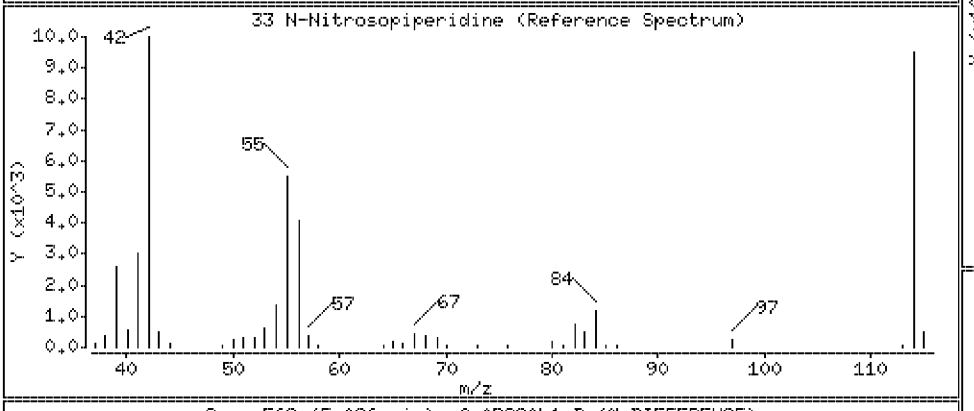

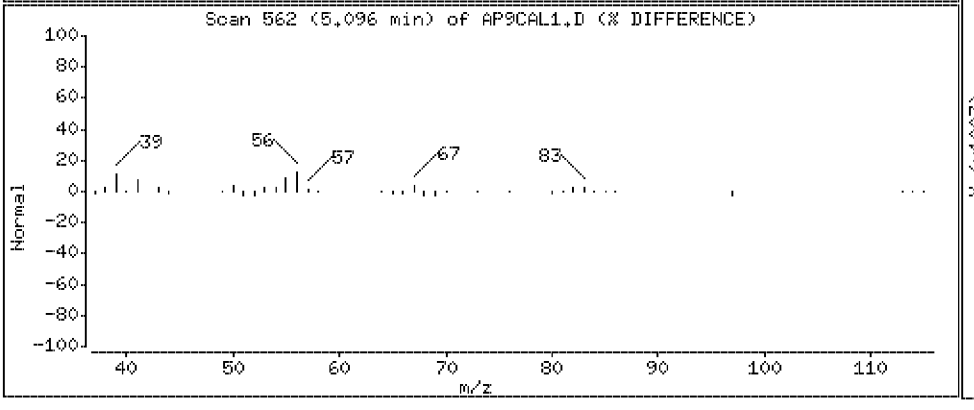

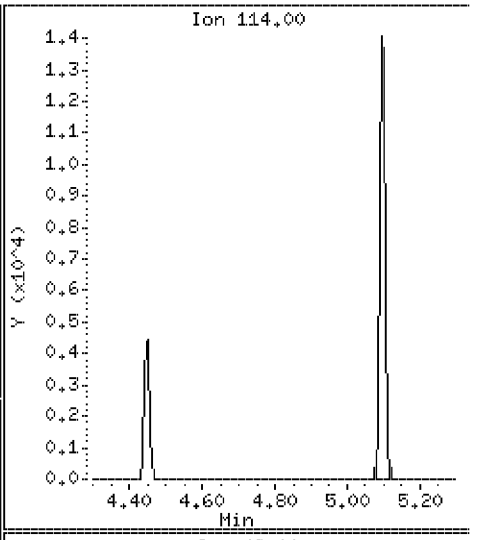

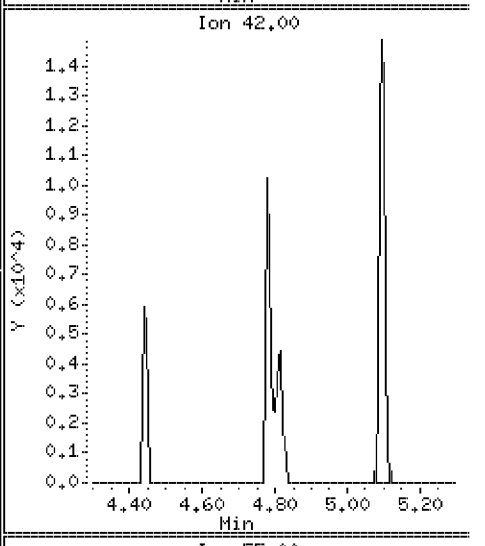

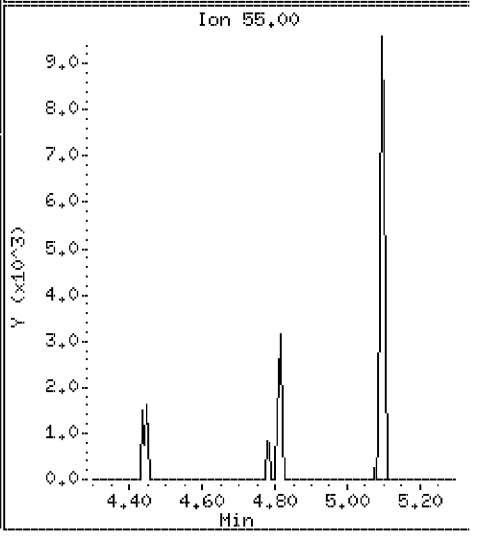

Data File: \\Svecd04\DD\chem\smsd03.i\S3042312.b\AP9CAL1.D

Date : 23-APR-2012 19:28

Client ID: AP9CAL1 | Instrument: smsd03.i

Sample Info: 45961

Purge Volume: 1000.0 | Operator: PEL

Column phase: HPMS-5 | Column diameter: 0.25

37 o,o,o-Triethylphosphorothioate | Concentration: 3.6 ug/l

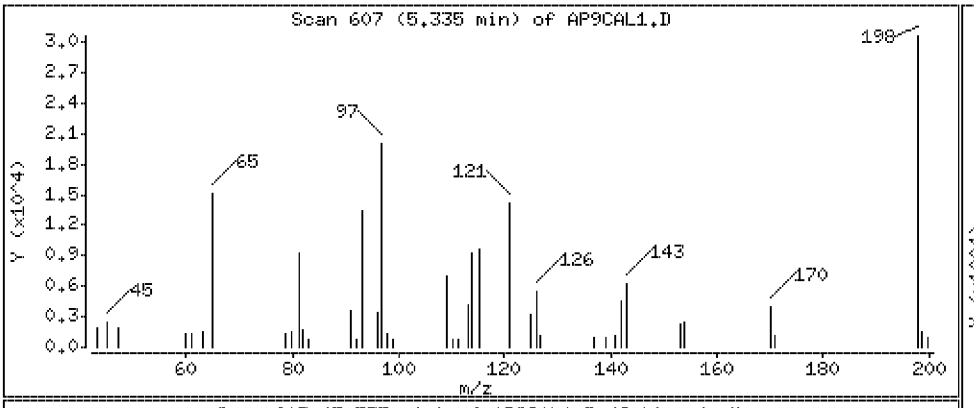

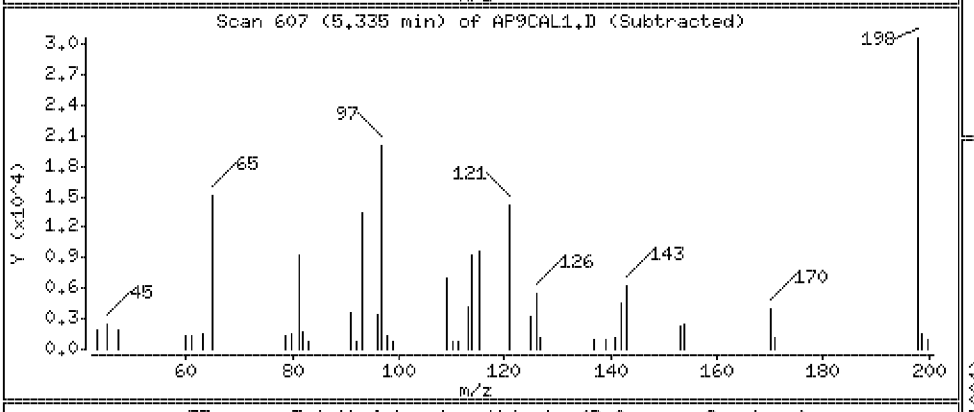

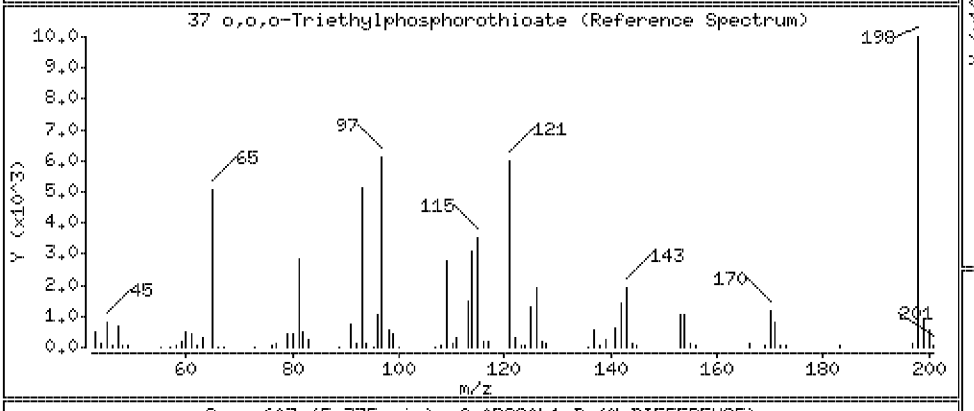

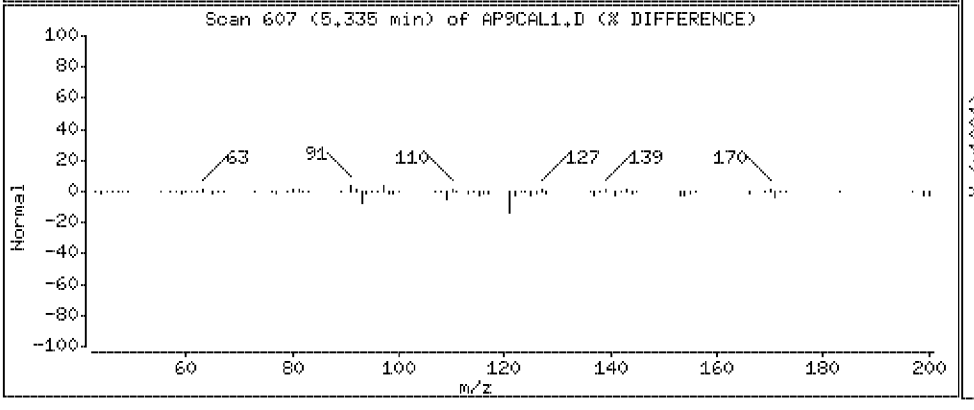

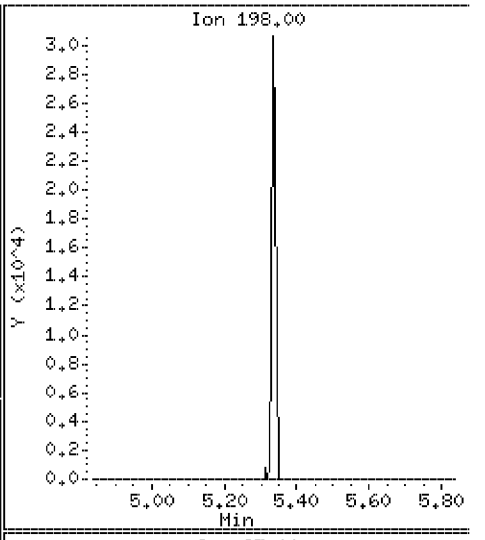

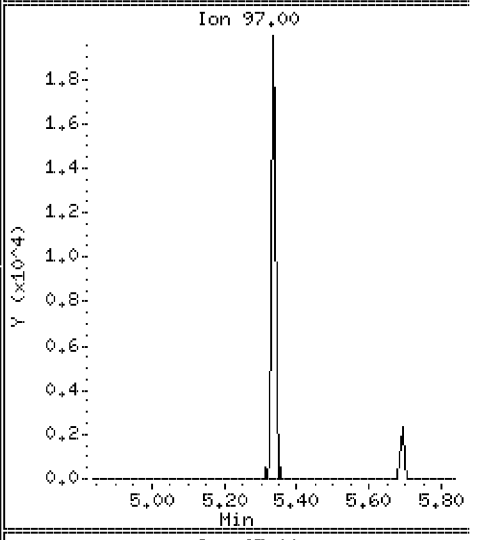

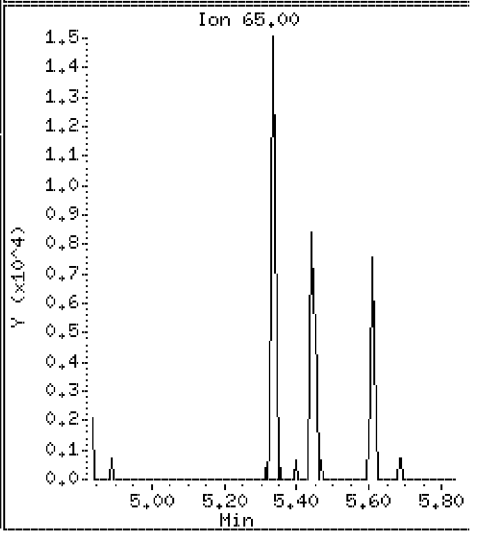

Data File: \\Svecd04\DD\chem\smsd03.i\S3042312.b\AP9CAL1.D

Date : 23-APR-2012 19:28

Client ID: AP9CAL1 | Instrument: smsd03.i

Sample Info: 45961

Purge Volume: 1000.0 | Operator: PEL

Column phase: HPMS-5 | Column diameter: 0.25

39 a,a-Dimethylphenethylamine | Concentration: 3.3 ug/l

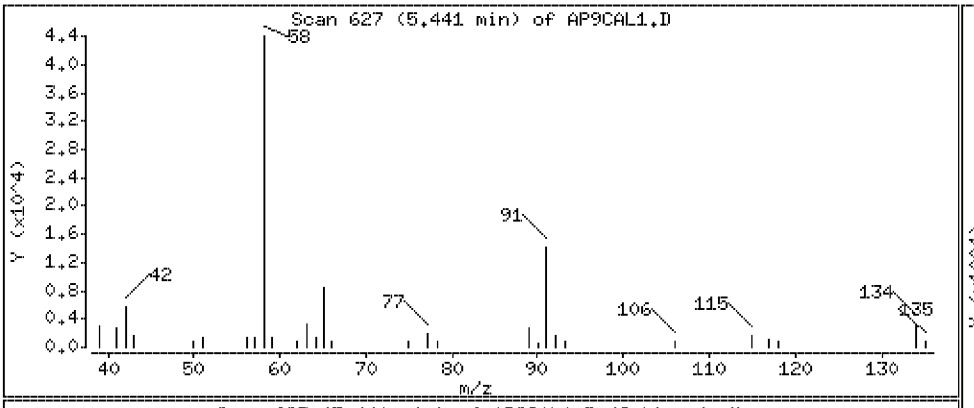

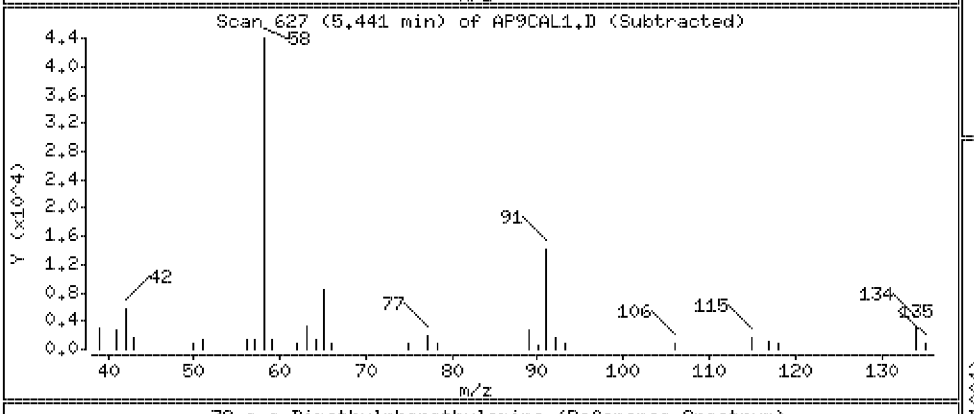

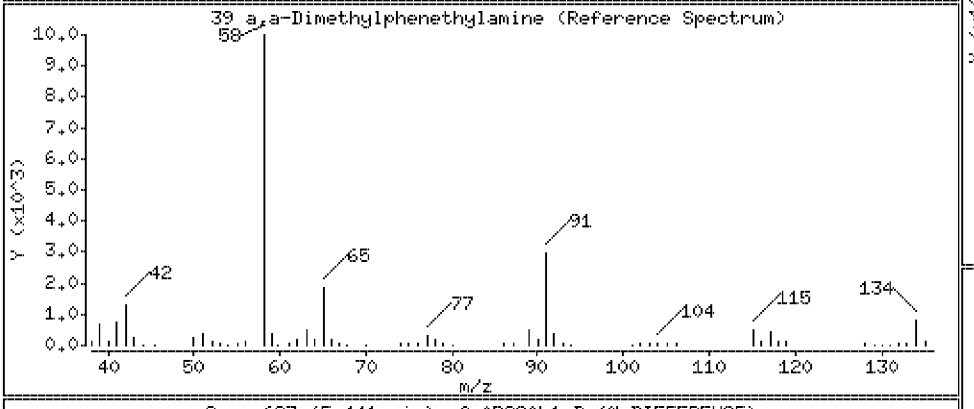

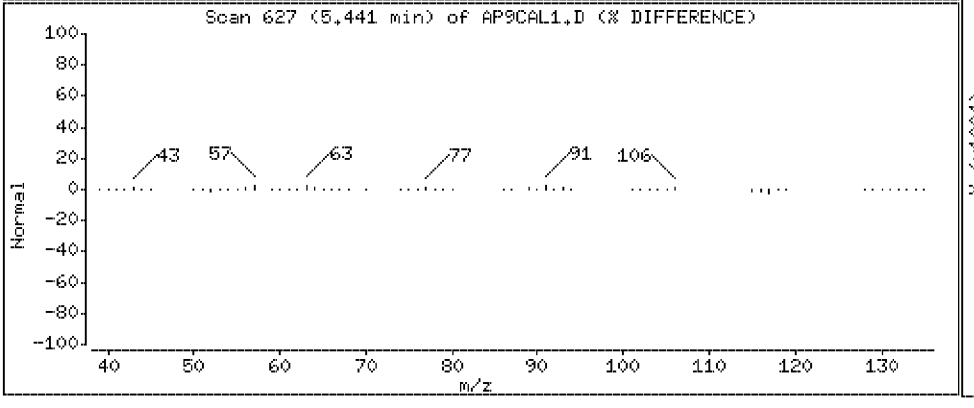

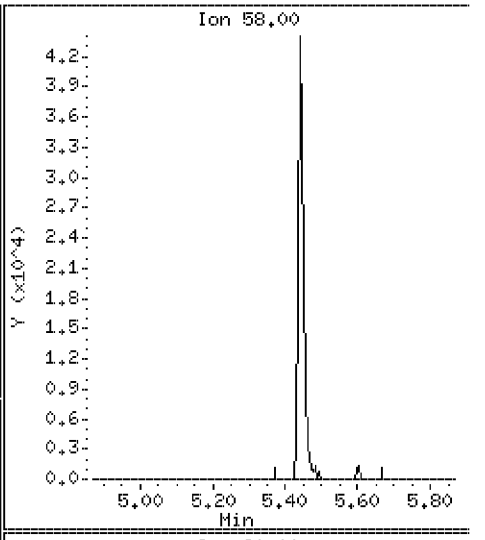

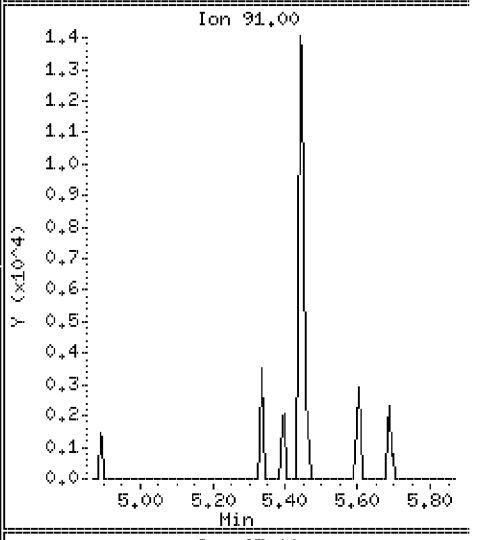

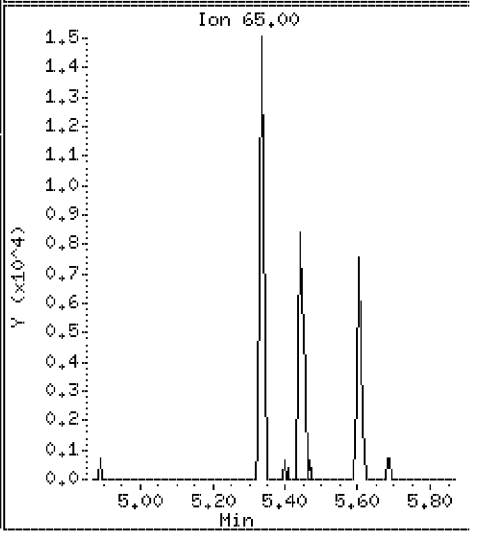

Data File: \\Svecd04\DD\chem\smsd03.i\S3042312.b\AP9CAL1.D

Date : 23-APR-2012 19:28

Client ID: AP9CAL1 | Instrument: smsd03.i

Sample Info: 45961

Purge Volume: 1000.0 | Operator: PEL

Column phase: HPMS-5 | Column diameter: 0.25

46 2,6-Dichlorophenol | Concentration: 3.5 ug/l

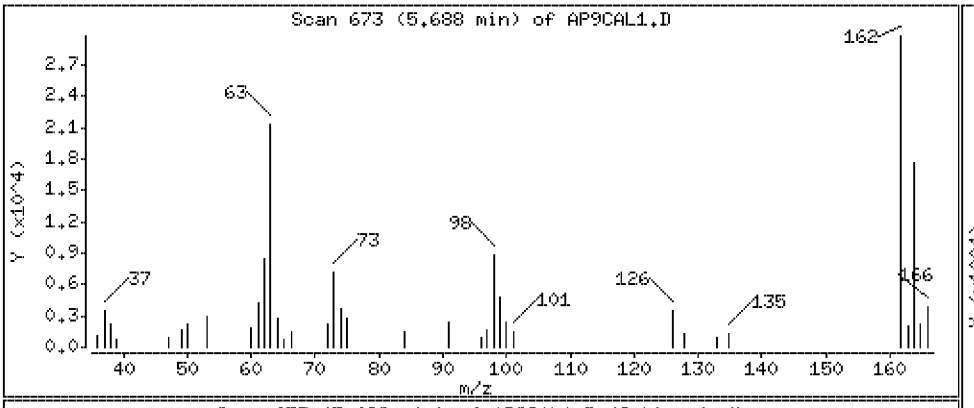

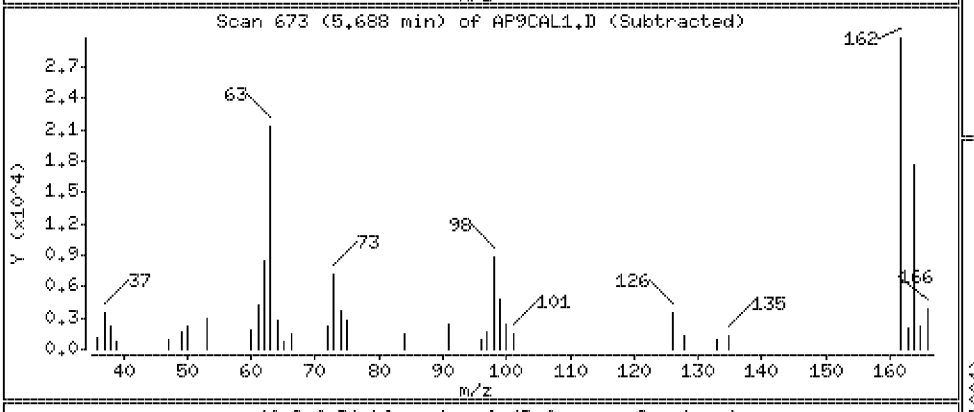

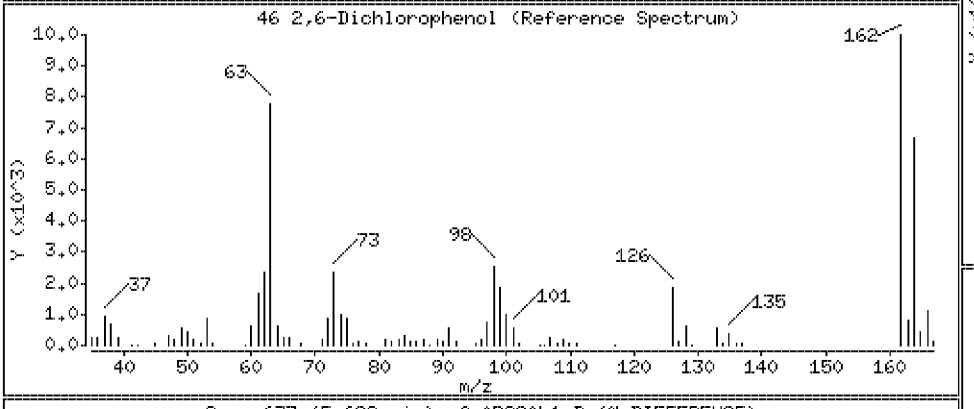

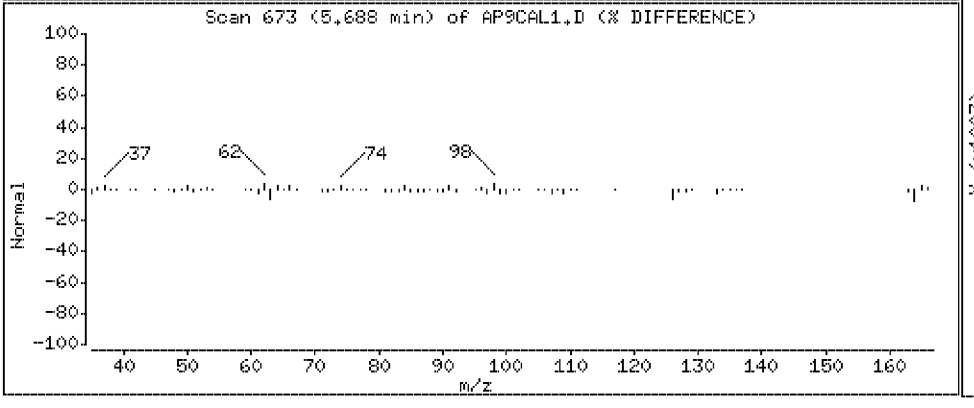

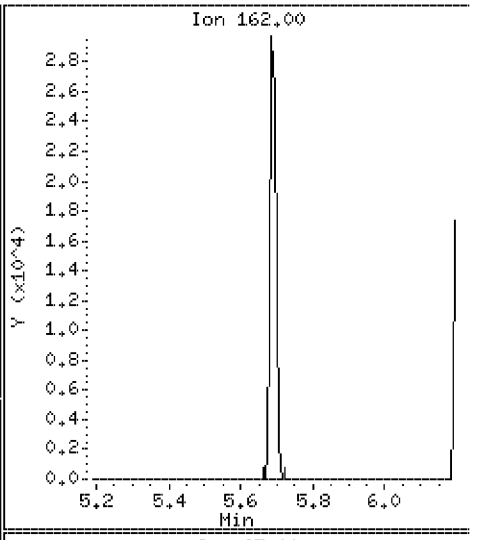

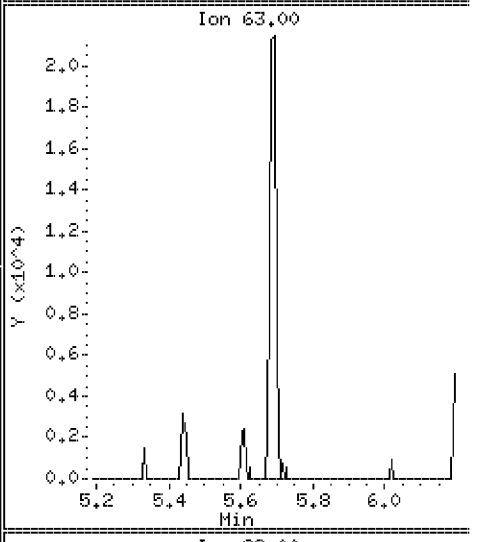

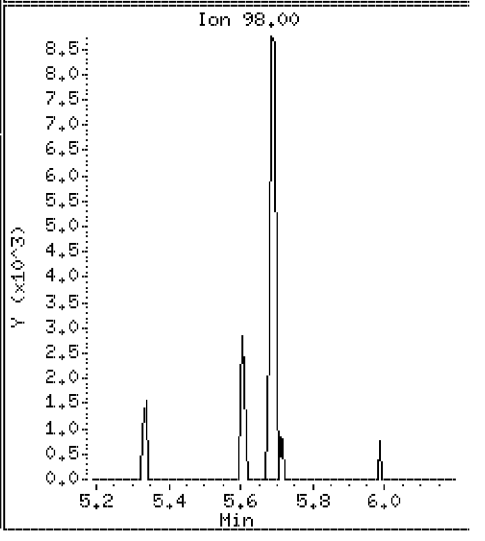

Data File: \\Svecd04\DD\chem\smsd03.i\S3042312.b\AP9CAL1.D

Date : 23-APR-2012 19:28

Client ID: AP9CAL1 | Instrument: smsd03.i

Sample Info: 45961

Purge Volume: 1000.0 | Operator: PEL

Column phase: HPMS-5 | Column diameter: 0.25

47 Hexachloropropene | Concentration: 3.7 ug/l

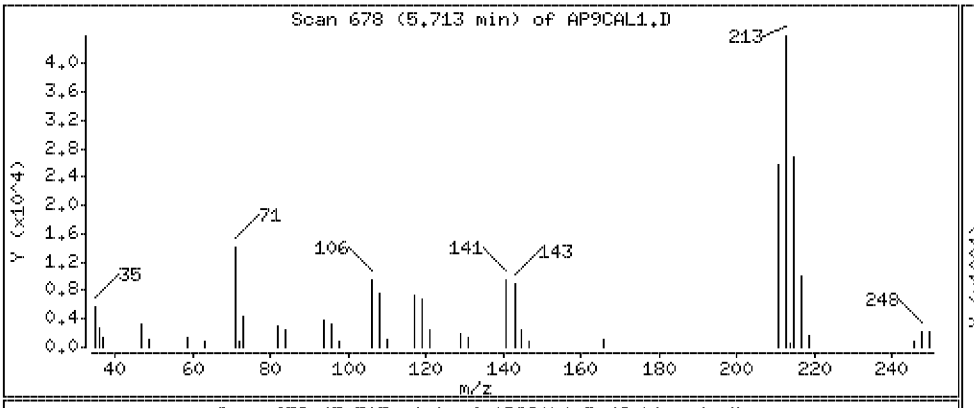

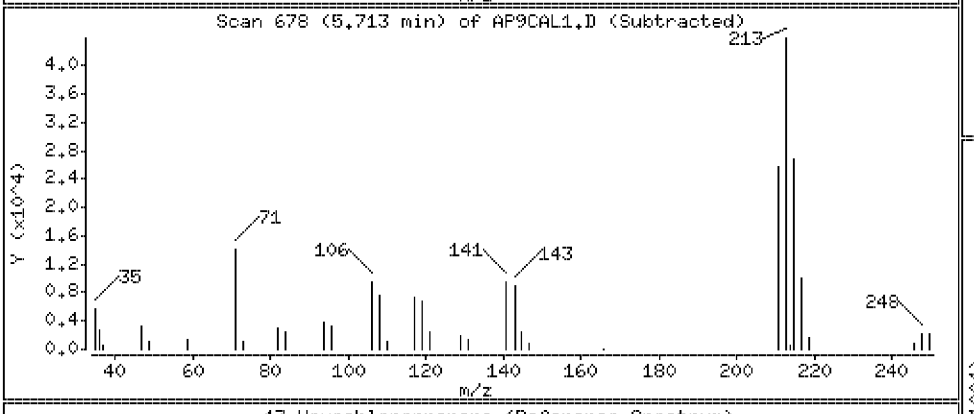

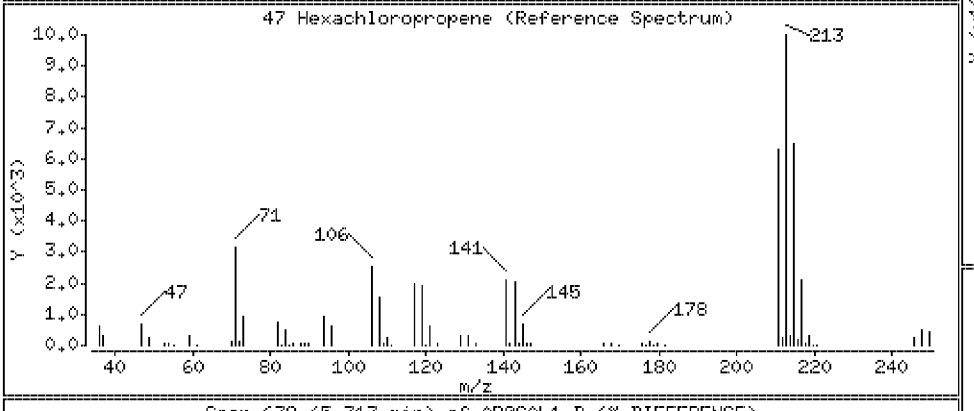

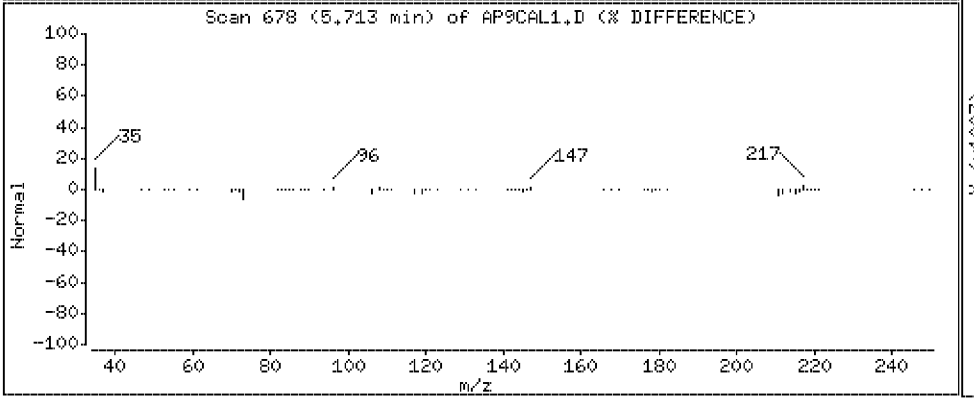

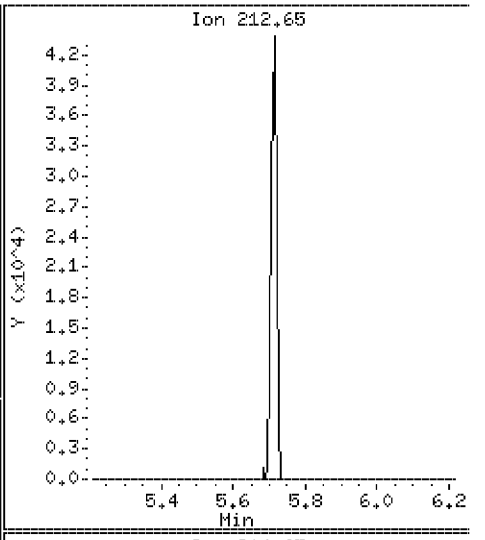

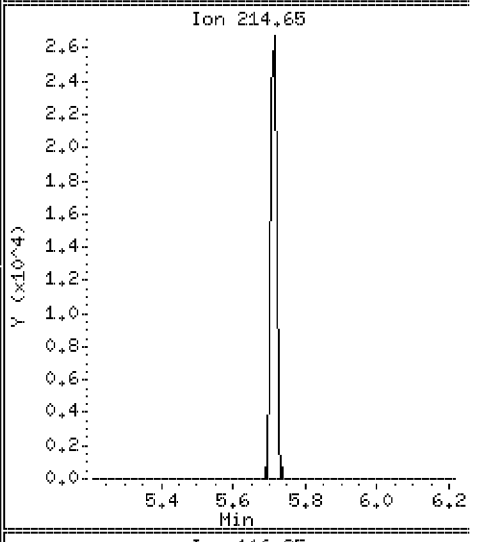

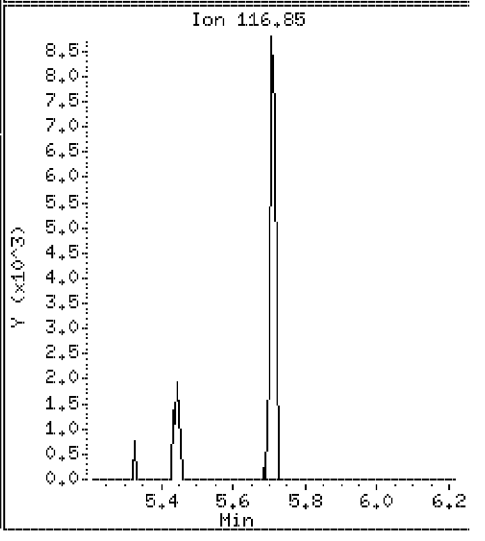

Data File: \\Svecd04\DD\chem\smsd03.i\S3042312.b\AP9CAL1.D

Date : 23-APR-2012 19:28

Client ID: AP9CAL1 | Instrument: smsd03.i

Sample Info: 45961

Purge Volume: 1000.0 | Operator: PEL

Column phase: HPMS-5 | Column diameter: 0.25

49 N-Nitrosodi-n-butylamine | Concentration: 3.5 ug/l

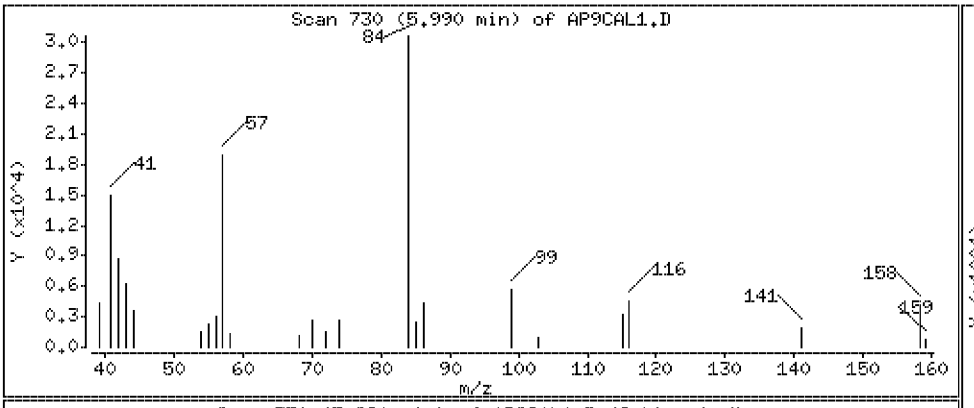

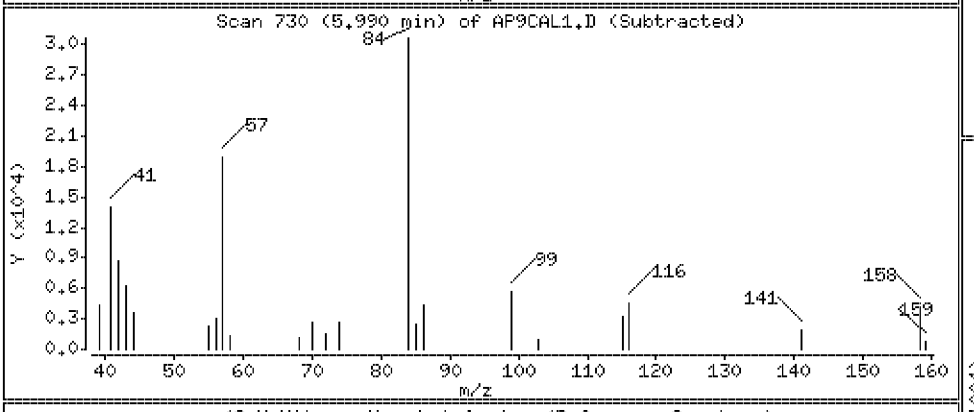

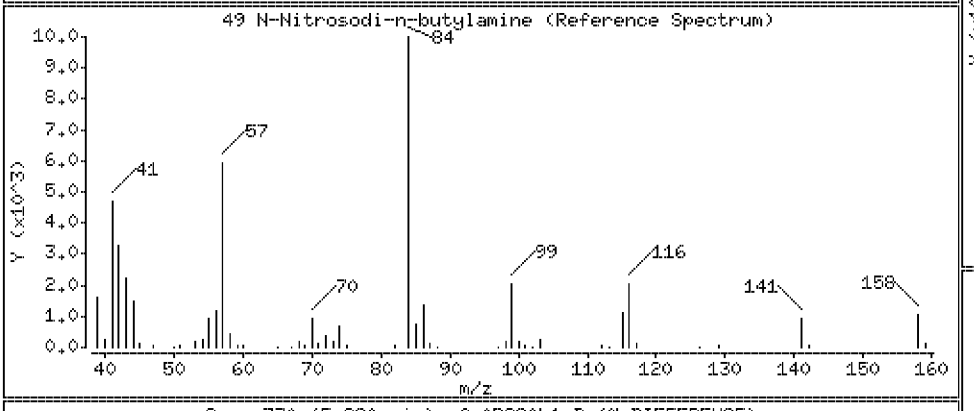

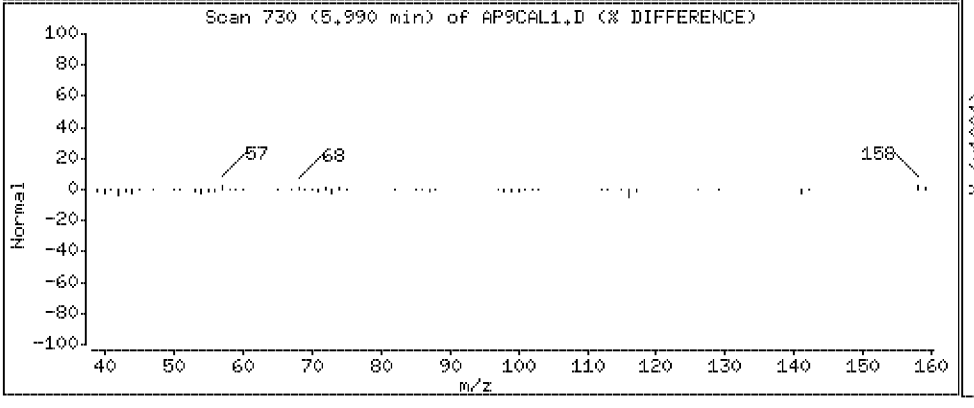

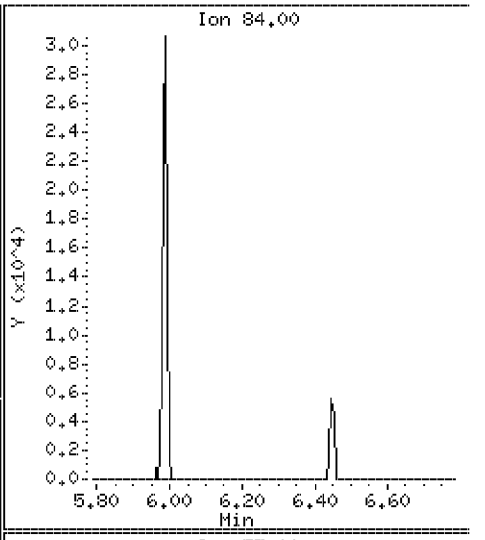

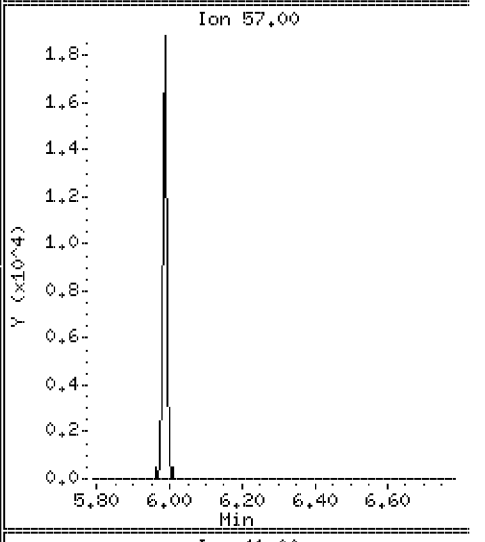

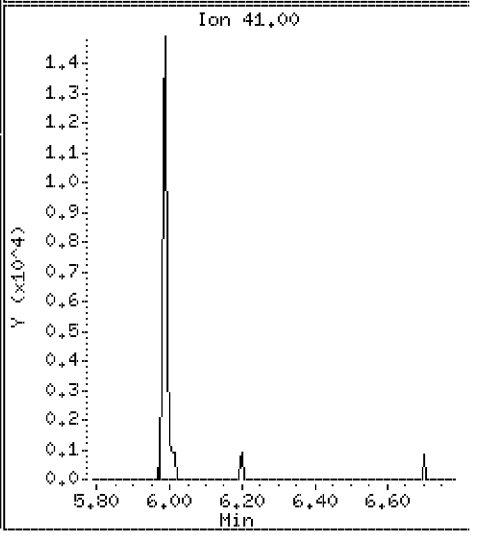

Data File: \\Svecd04\DD\chem\smsd03.i\S3042312.b\AP9CAL1.D

Date : 23-APR-2012 19:28

Client ID: AP9CAL1 | Instrument: smsd03.i

Sample Info: 45961

Purge Volume: 1000.0 | Operator: PEL

Column phase: HPMS-5 | Column diameter: 0.25

52 Isosafrole | Concentration: 3.5 ug/l

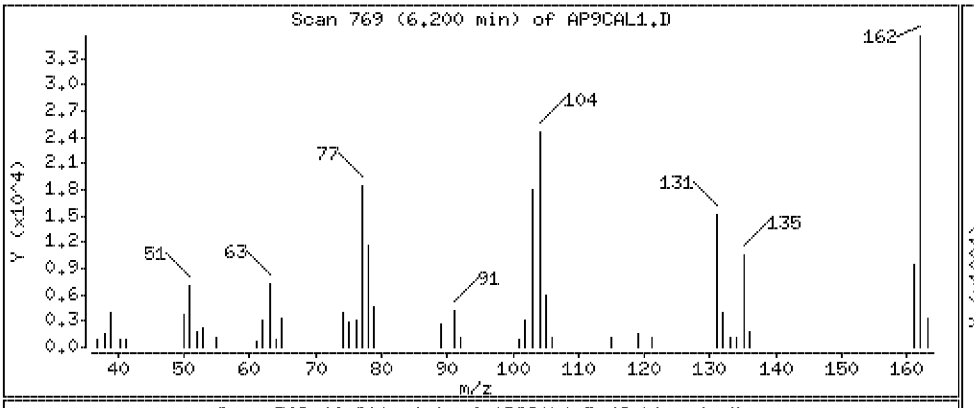

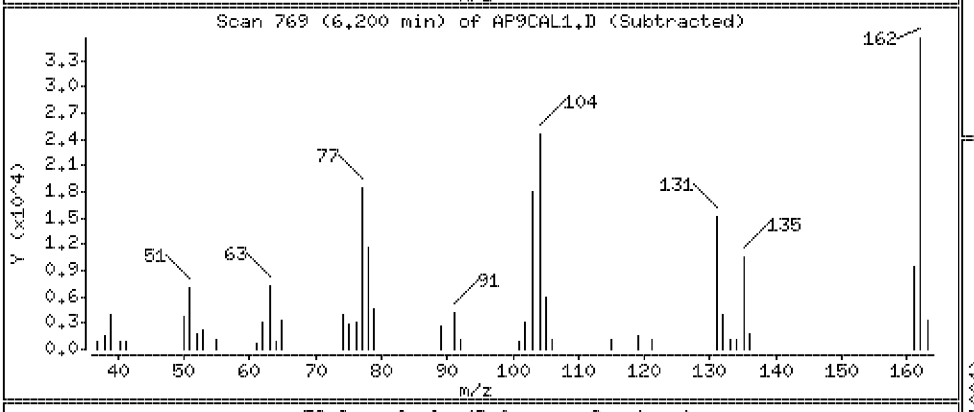

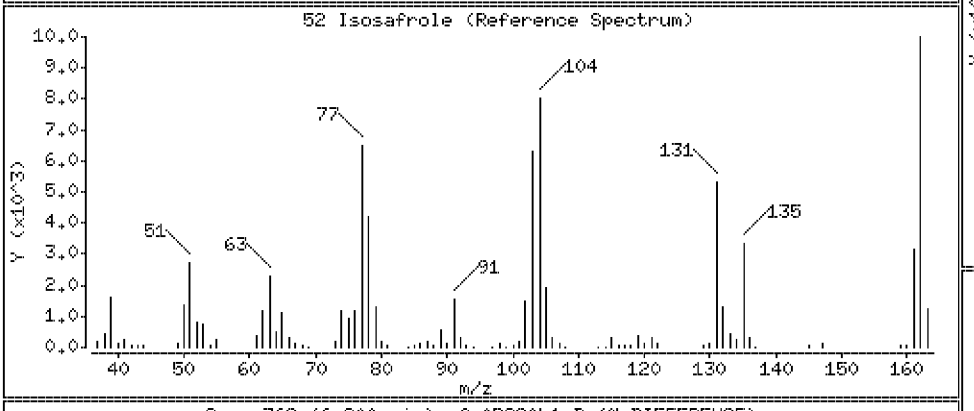

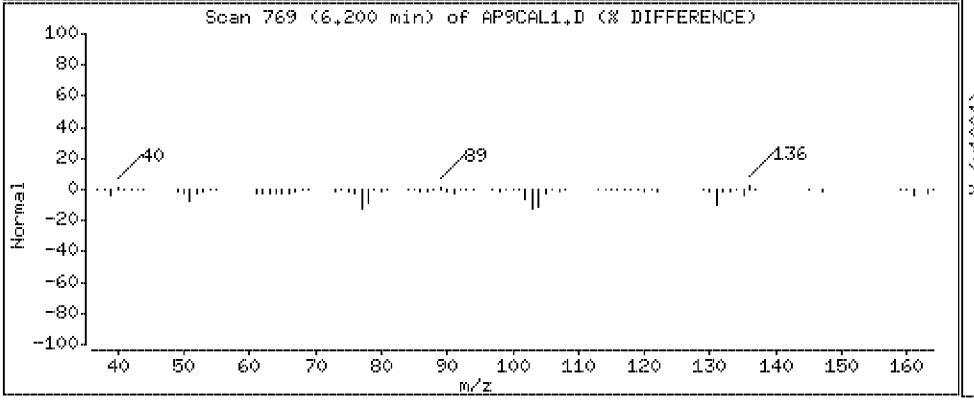

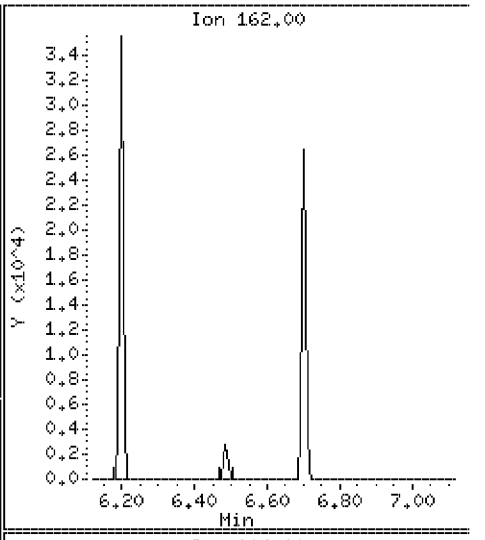

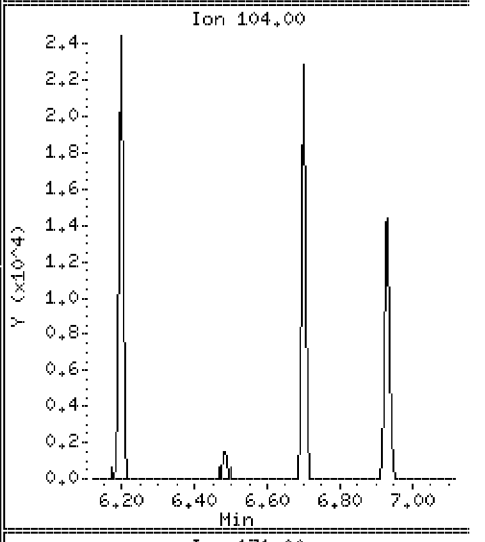

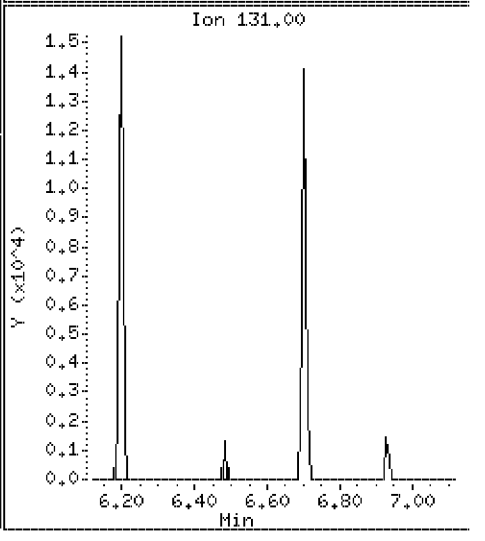

Data File: \\Svecd04\DD\chem\smsd03.i\S3042312.b\AP9CAL1.D

Date : 23-APR-2012 19:28

Client ID: AP9CAL1 | Instrument: smsd03.i

Sample Info: 45961

Purge Volume: 1000.0 | Operator: PEL

Column phase: HPMS-5 | Column diameter: 0.25

56 1,2,4,5-Tetrachlorobenzene | Concentration: 3.7 ug/l

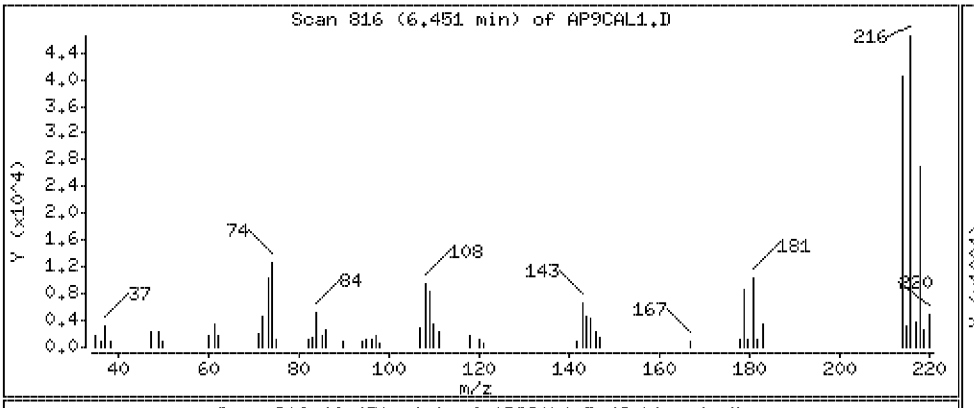

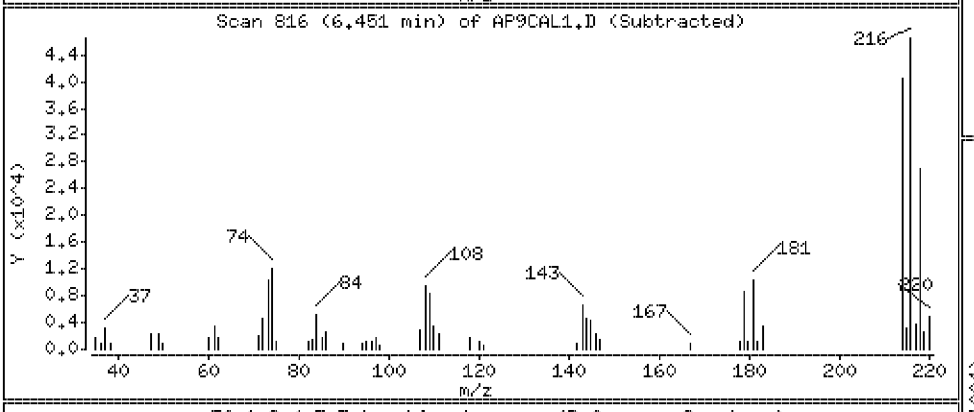

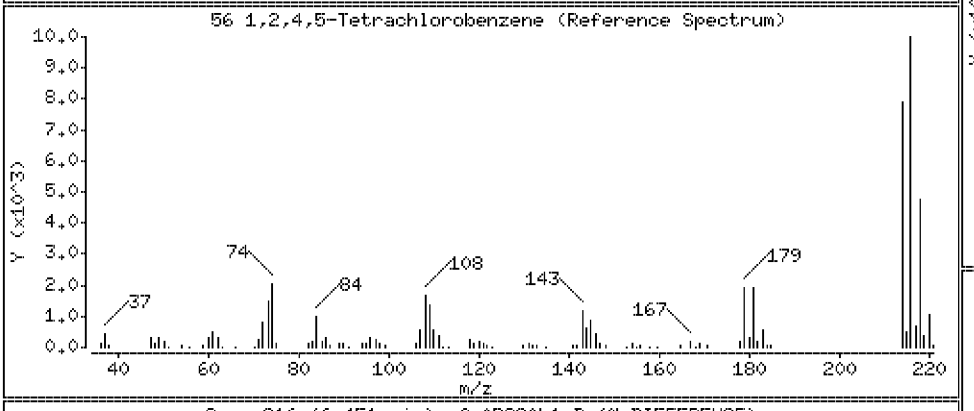

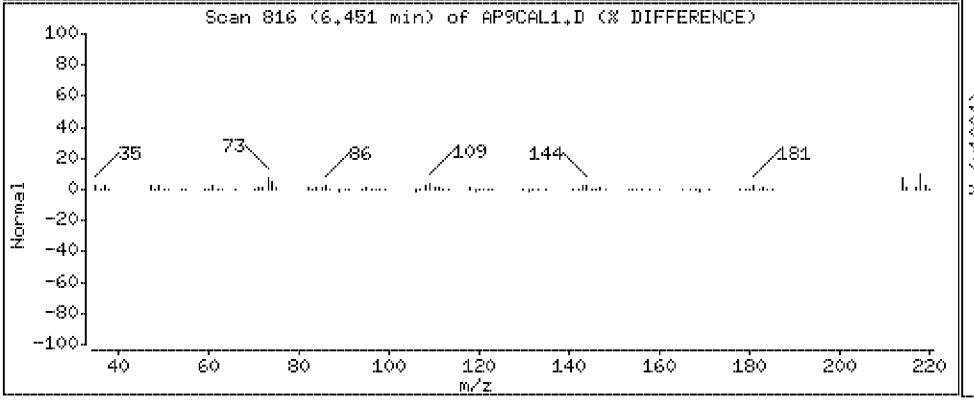

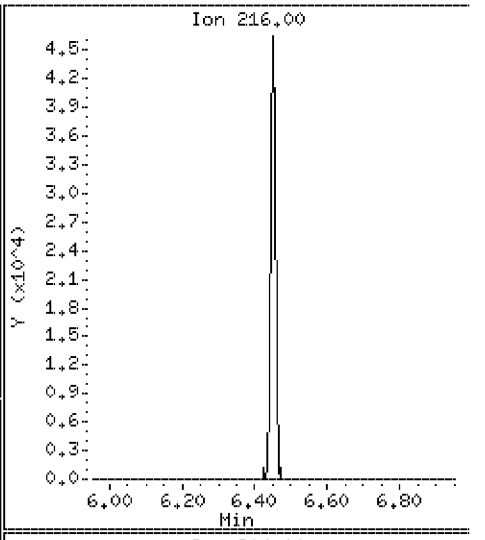

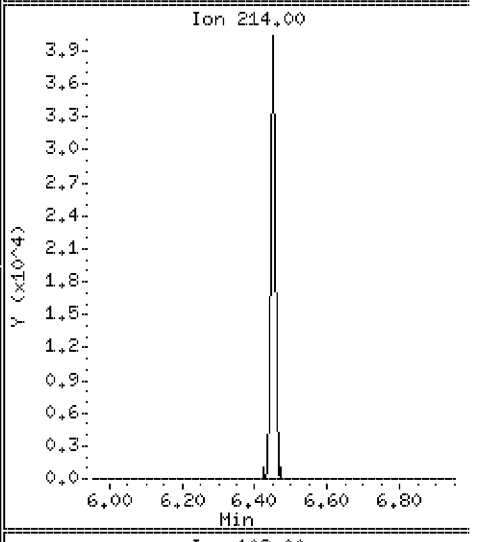

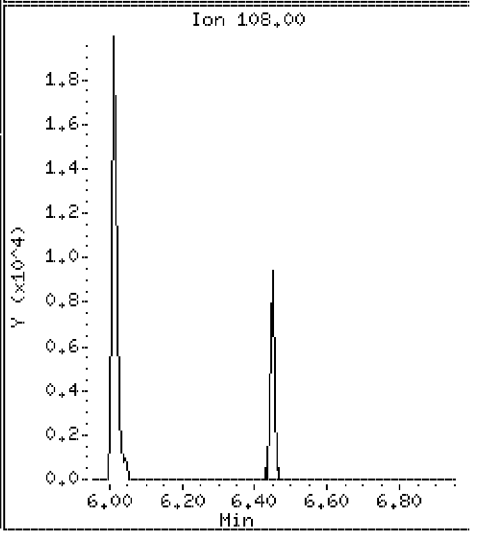

Data File: \\Svecd04\DD\chem\smsd03.i\S3042312.b\AP9CAL1.D

Date : 23-APR-2012 19:28

Client ID: AP9CAL1 | Instrument: smsd03.i

Sample Info: 45961

Purge Volume: 1000.0 | Operator: PEL

Column phase: HPMS-5 | Column diameter: 0.25

60 Safrole | Concentration: 3.2 ug/l

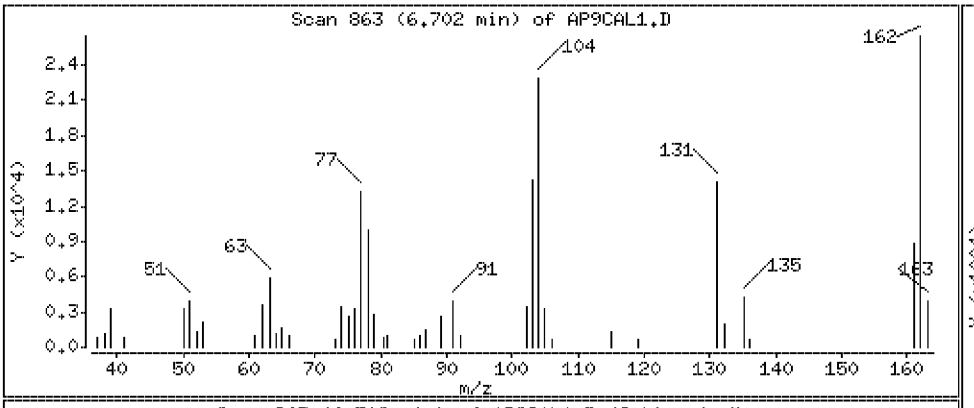

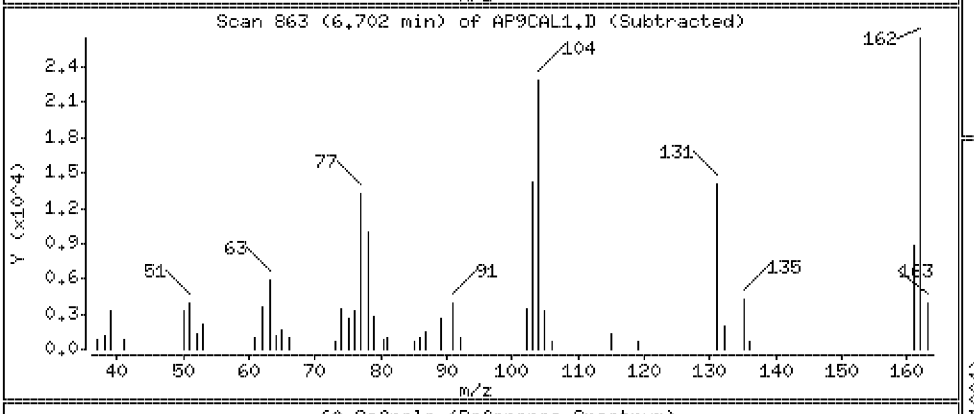

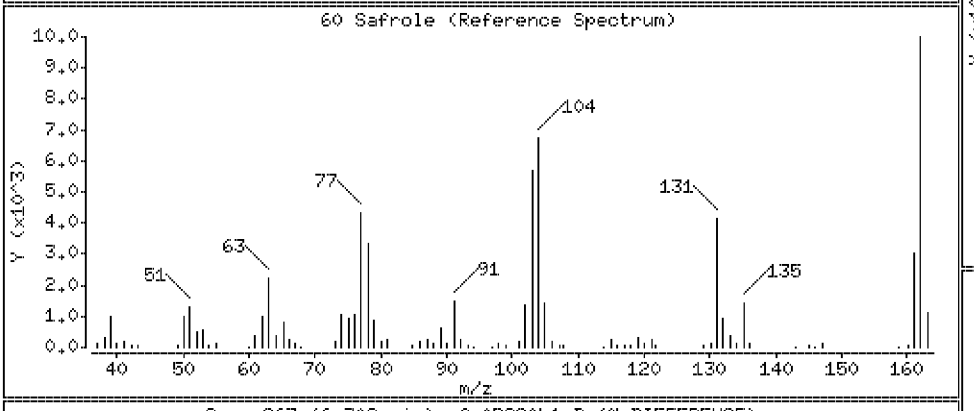

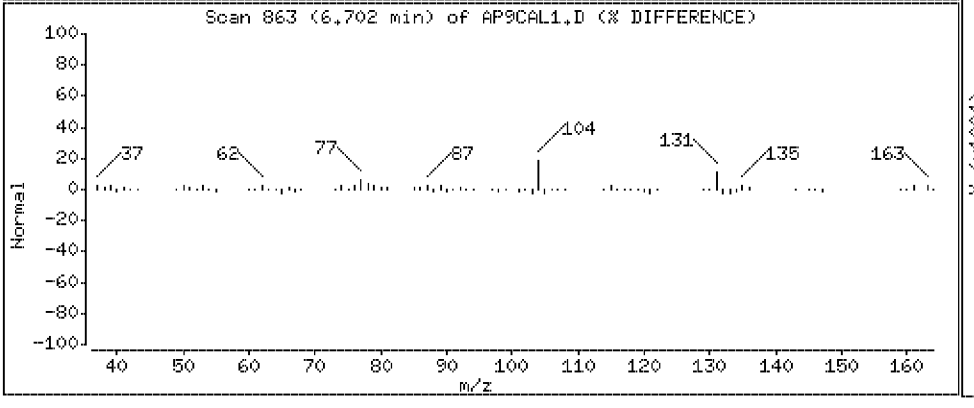

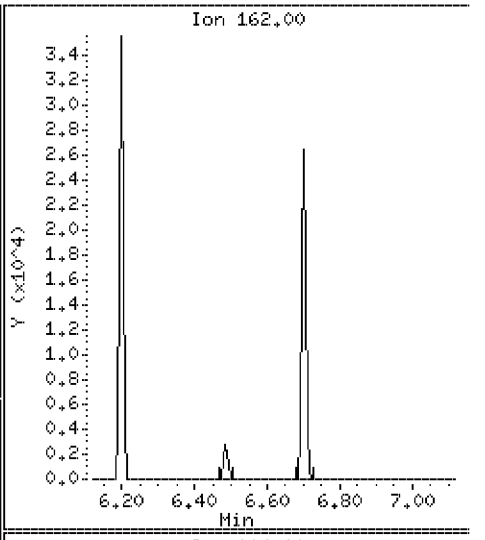

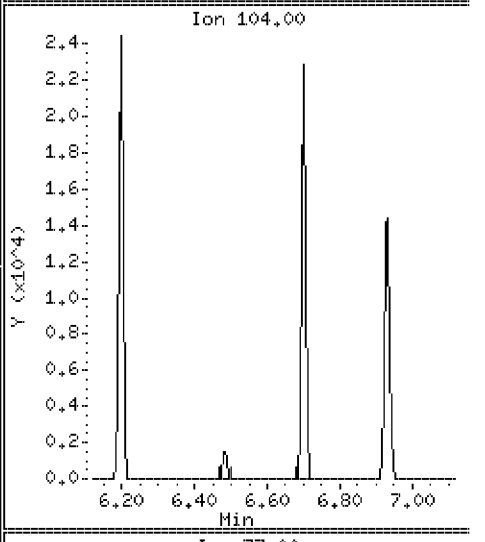

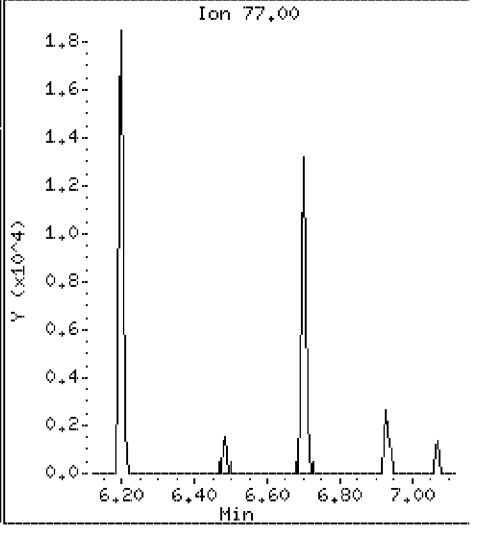

Data File: \\Svecd04\DD\chem\smsd03.i\S3042312.b\AP9CAL1.D

Date : 23-APR-2012 19:28

Client ID: AP9CAL1 | Instrument: smsd03.i

Sample Info: 45961

Purge Volume: 1000.0 | Operator: PEL

Column phase: HPMS-5 | Column diameter: 0.25

64 1,4-Naphthoquinone | Concentration: 3.4 ug/l

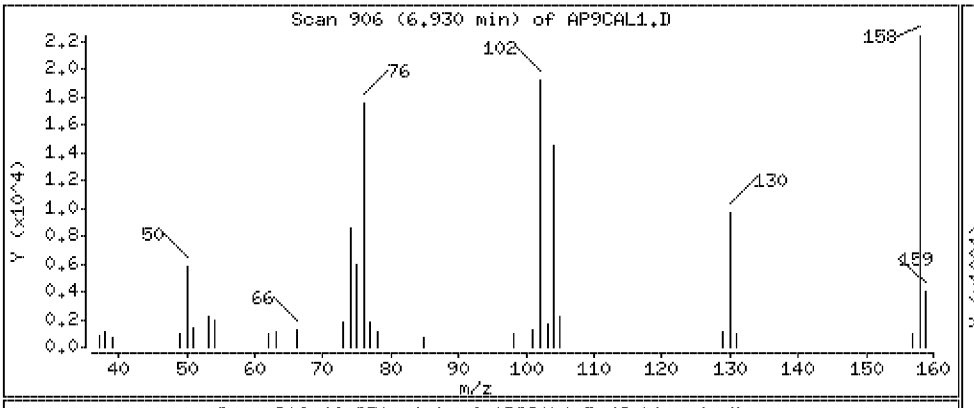

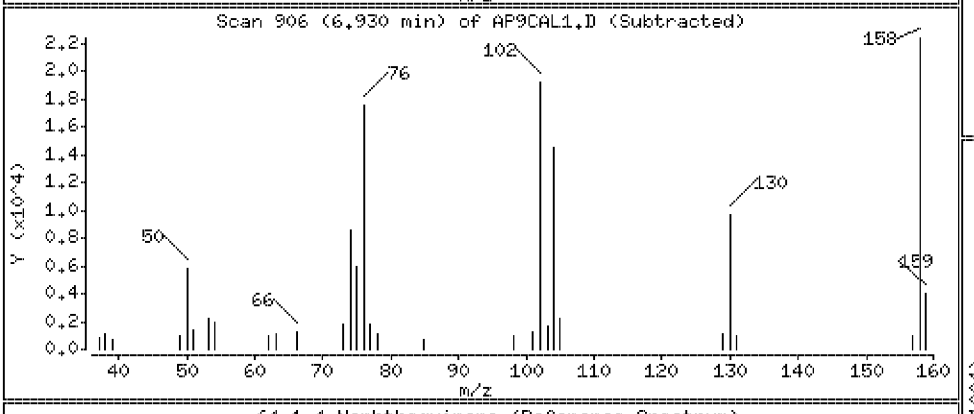

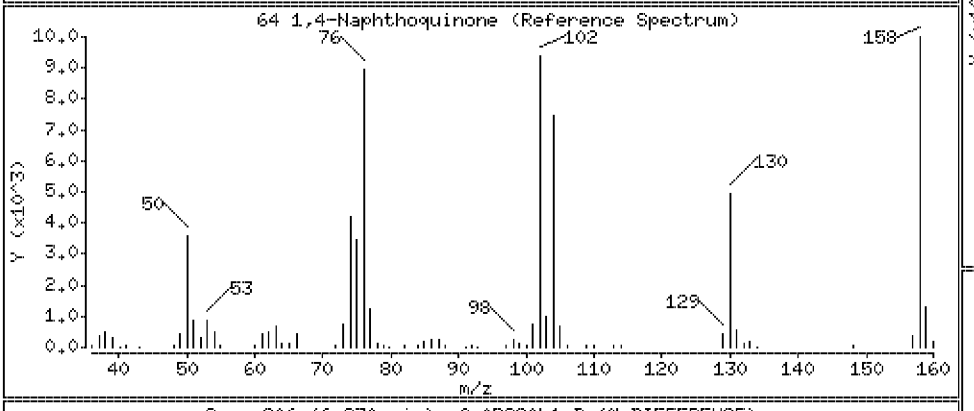

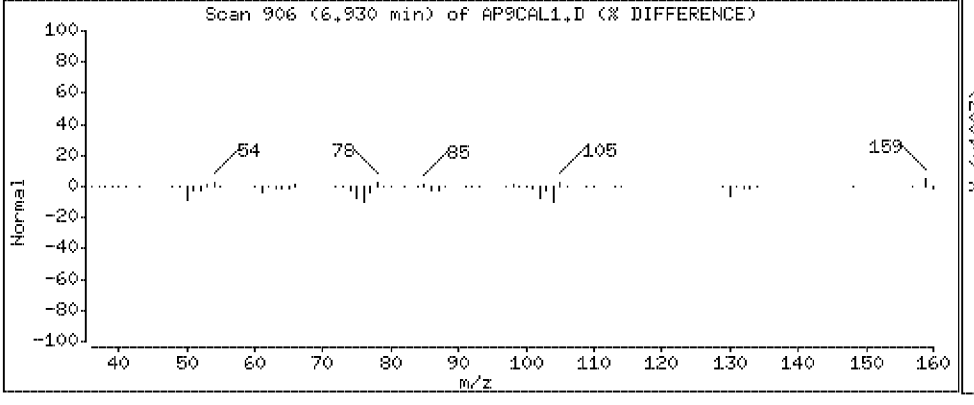

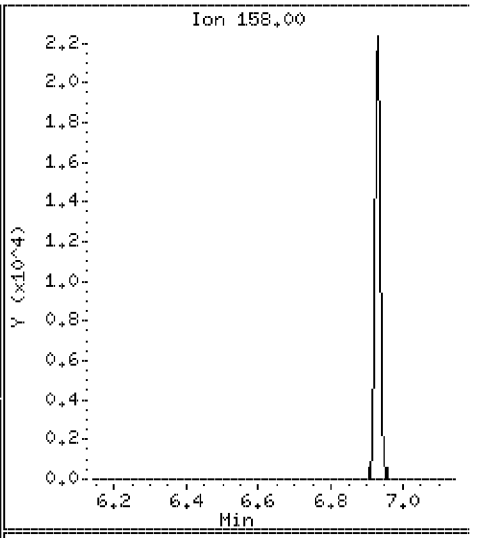

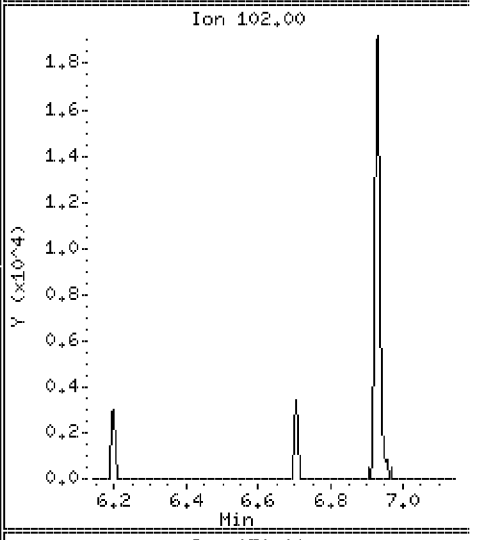

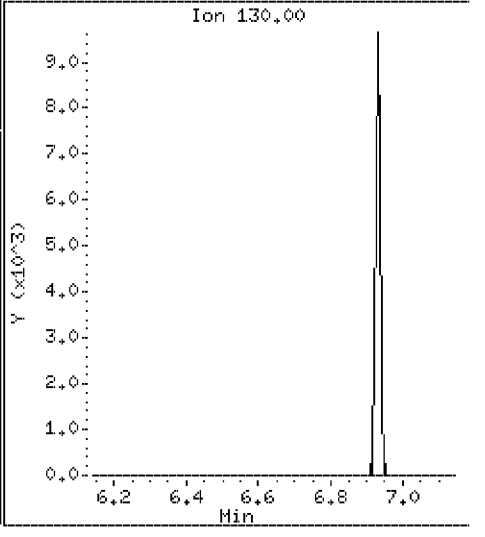

Data File: \\Svecd04\DD\chem\smsd03.i\S3042312.b\AP9CAL1.D

Date : 23-APR-2012 19:28

Client ID: AP9CAL1 Instrument: smsd03.i

Sample Info: 45961

Purge Volume: 1000.0 Operator: PEL

Column phase: HPMS-5 Column diameter: 0.25

66 1,3-Dinitrobenzene Concentration: 3.4 ug/l

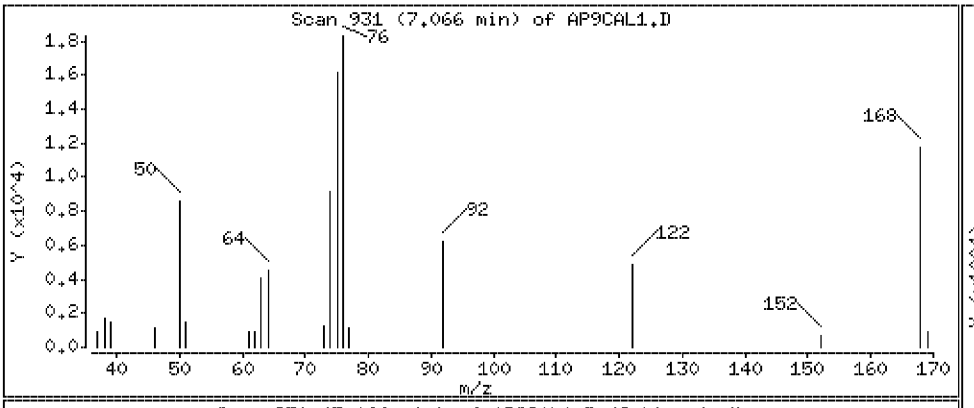

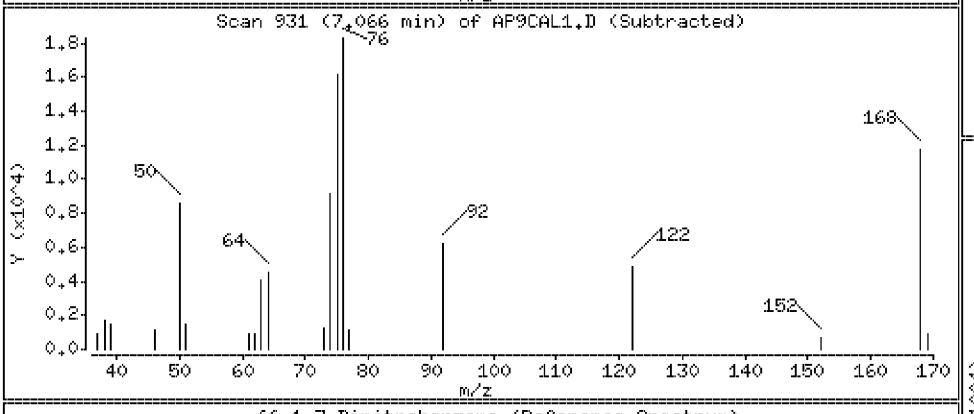

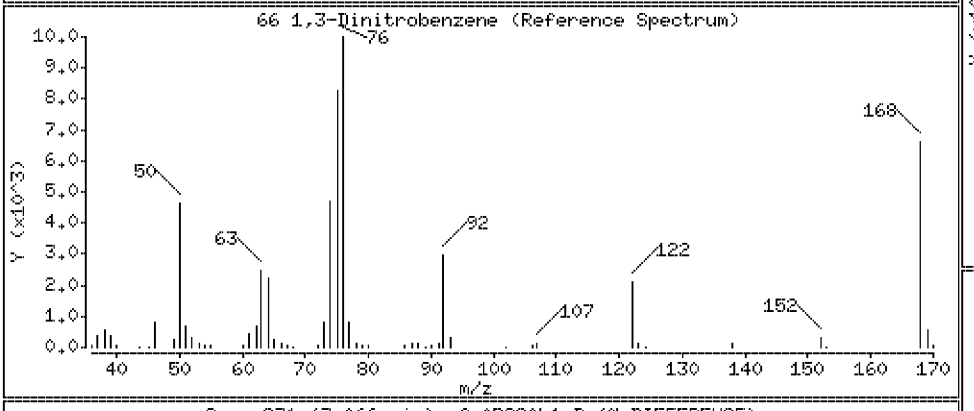

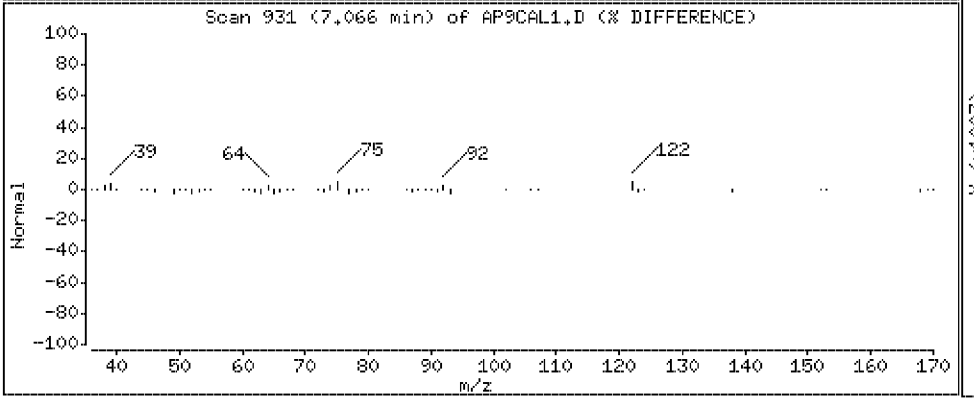

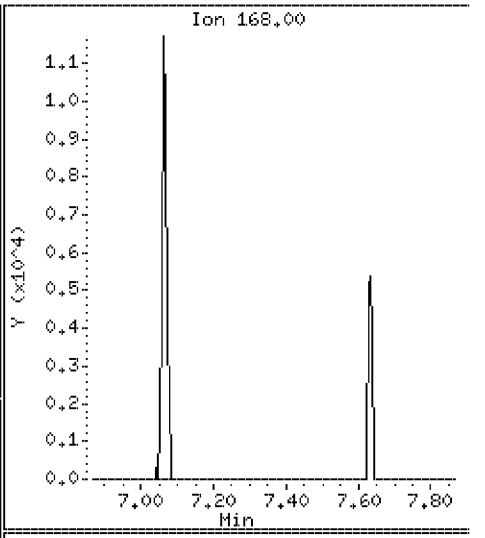

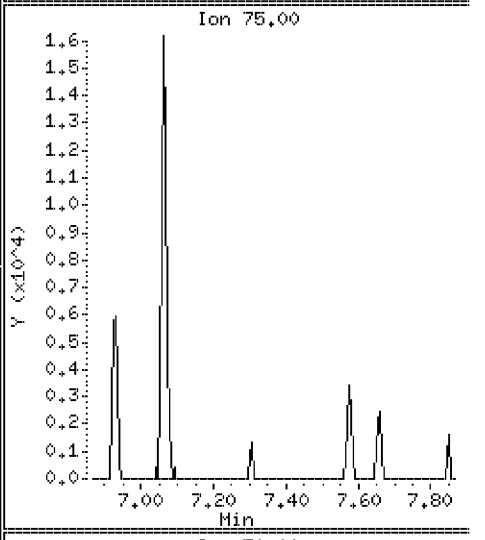

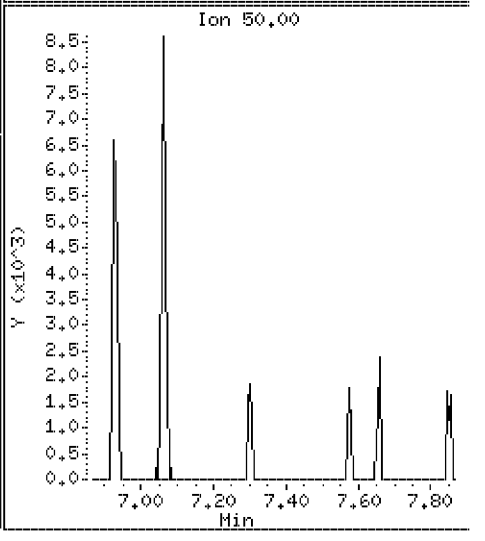

Data File: \\Svecd04\DD\chem\smsd03.i\S3042312.b\AP9CAL1.D

Date : 23-APR-2012 19:28

Client ID: AP9CAL1 | Instrument: smsd03.i

Sample Info: 45961

Purge Volume: 1000.0 | Operator: PEL

Column phase: HPMS-5 | Column diameter: 0.25

73 Pentachlorobenzene | Concentration: 3.6 ug/l

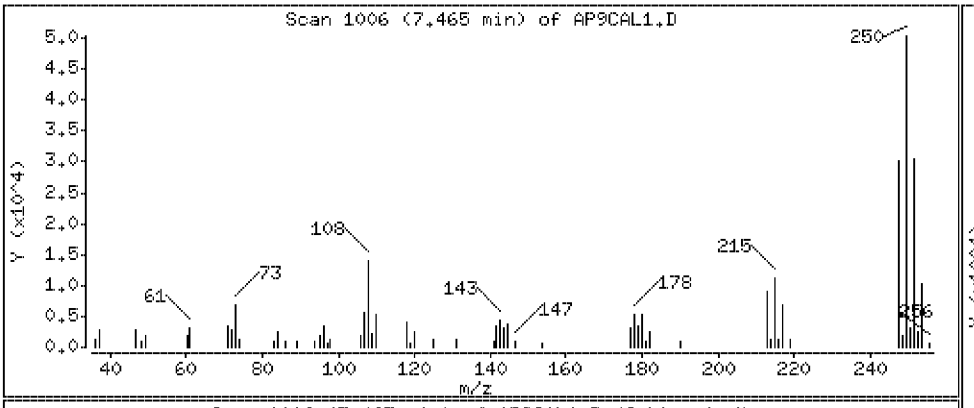

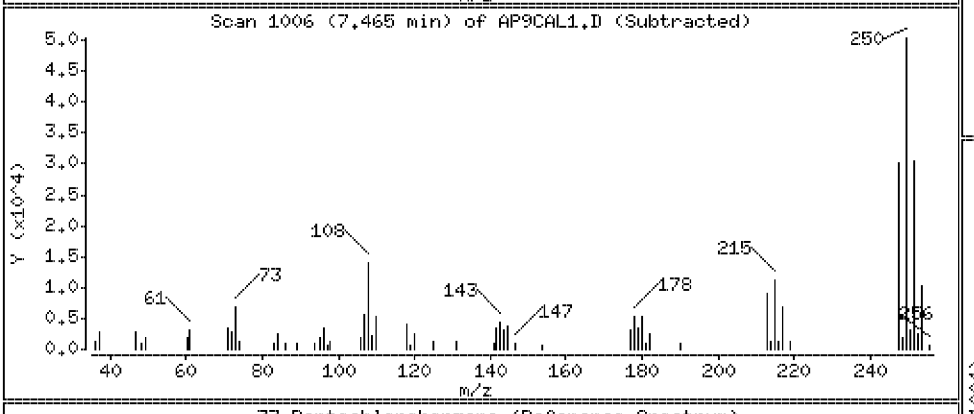

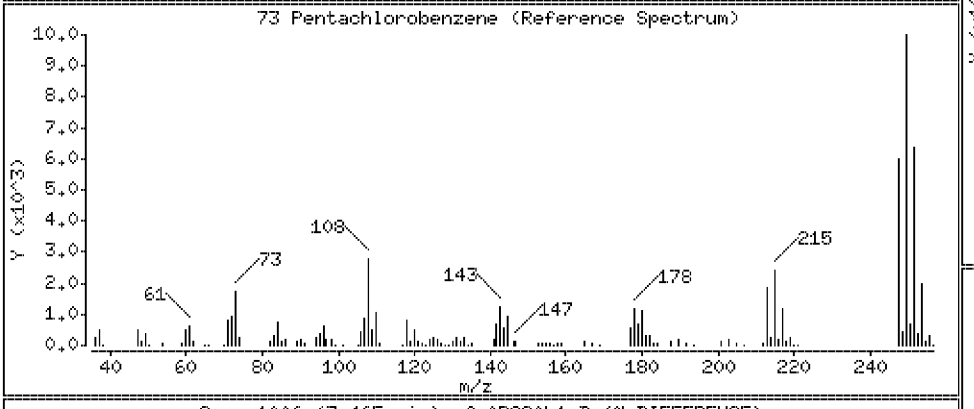

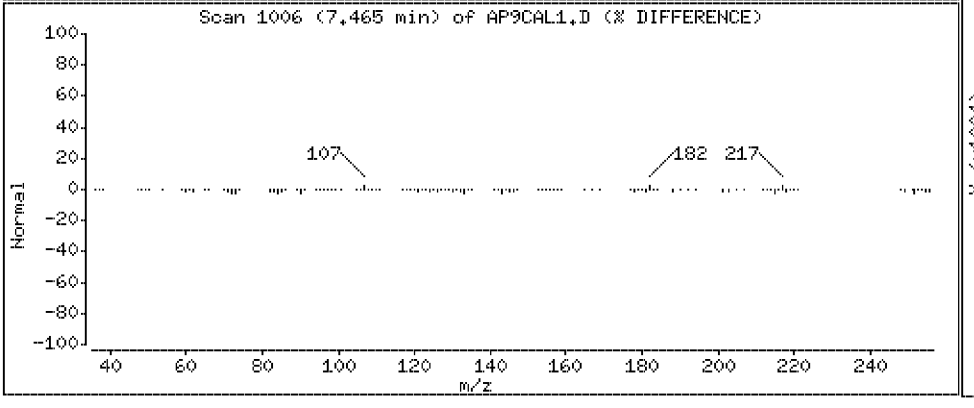

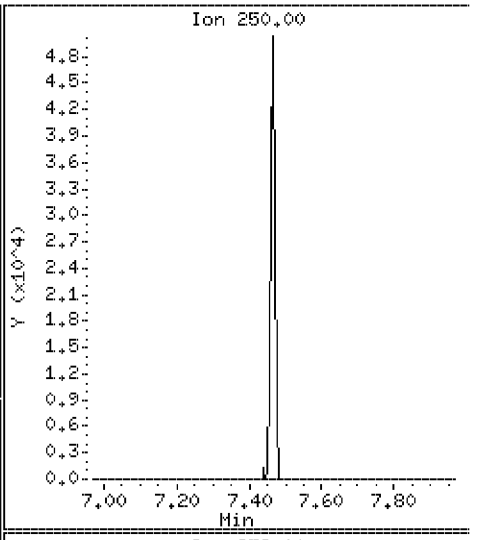

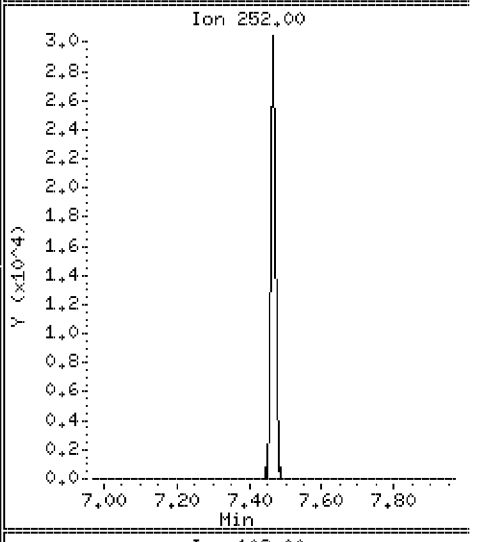

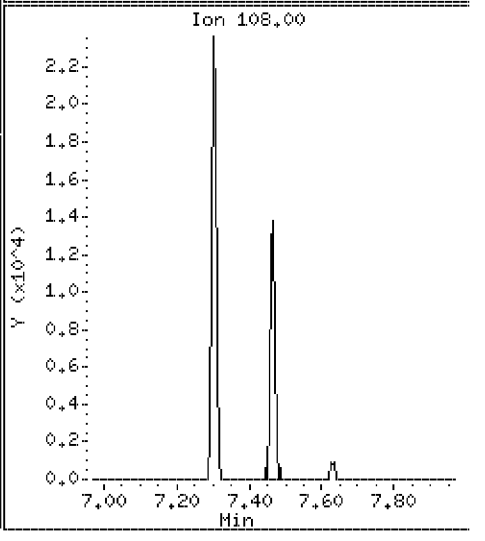

Data File: \\Svecd04\DD\chem\smsd03.i\S3042312.b\AP9CAL1.D

Date : 23-APR-2012 19:28

Client ID: AP9CAL1 | Instrument: smsd03.i

Sample Info: 45961

Purge Volume: 1000.0 | Operator: PEL

Column phase: HPMS-5 | Column diameter: 0.25

77 1-Naphthylamine | Concentration: 3.7 ug/l

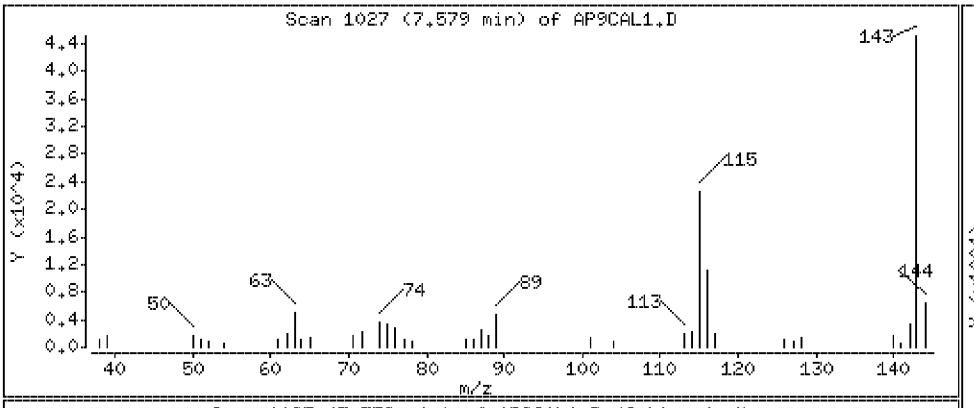

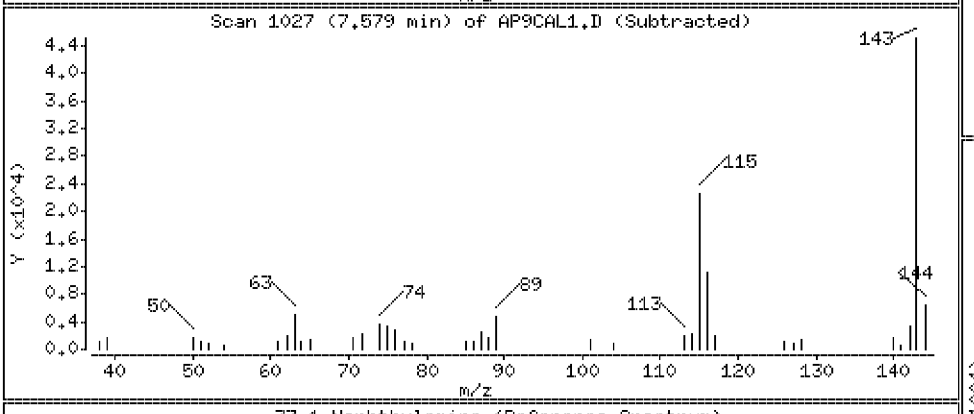

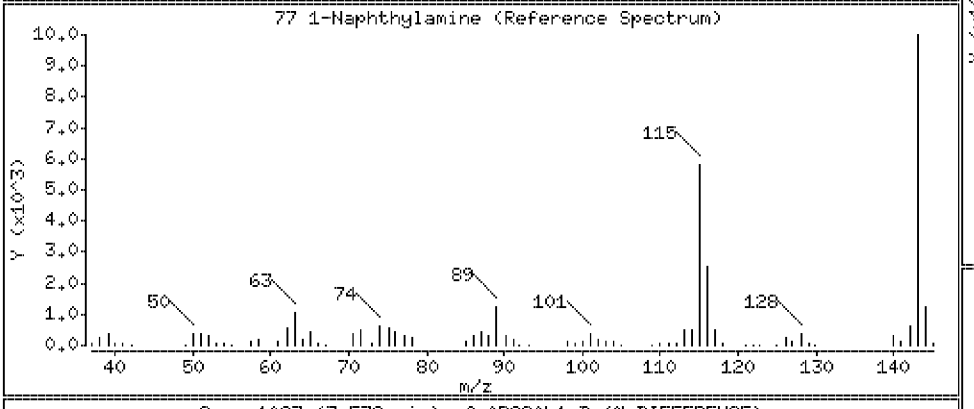

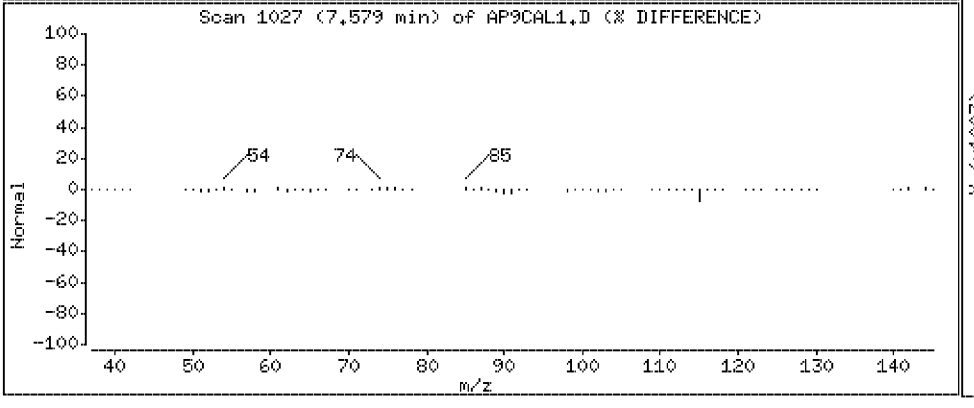

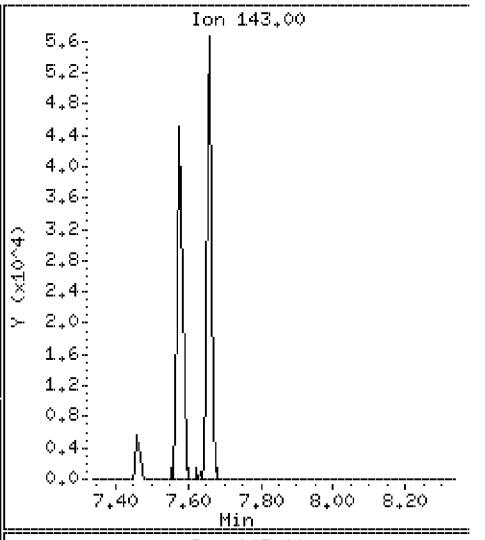

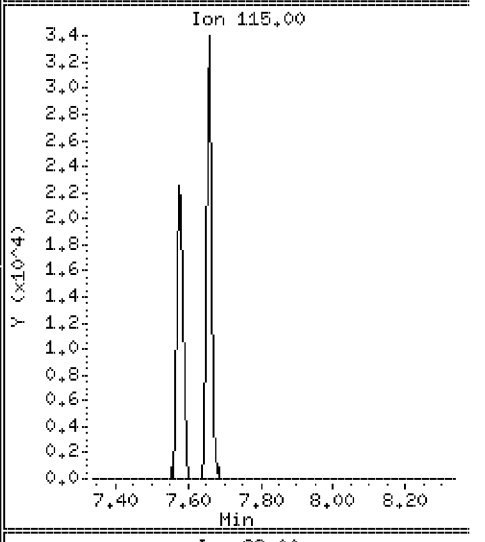

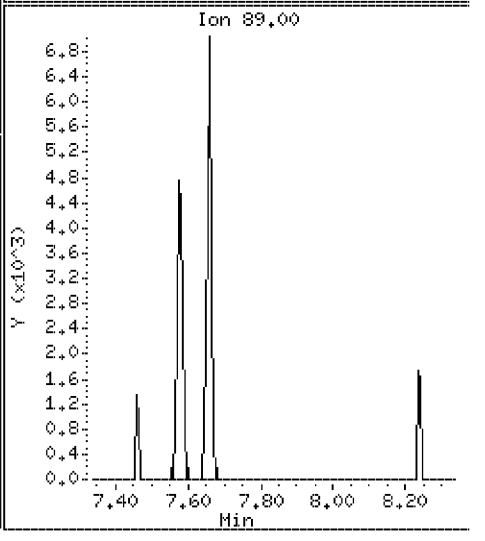

Data File: \\Svecd04\DD\chem\smsd03.i\S3042312.b\AP9CAL1.D

Date : 23-APR-2012 19:28

Client ID: AP9CAL1 | Instrument: smsd03.i

Sample Info: 45961

Purge Volume: 1000.0 | Operator: PEL

Column phase: HPMS-5 | Column diameter: 0.25

78 2,3,4,6-Tetrachlorophenol | Concentration: 3.3 ug/l

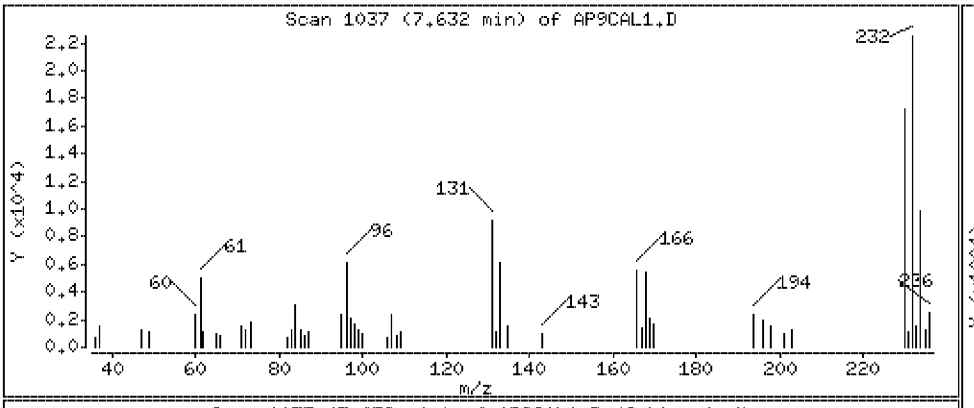

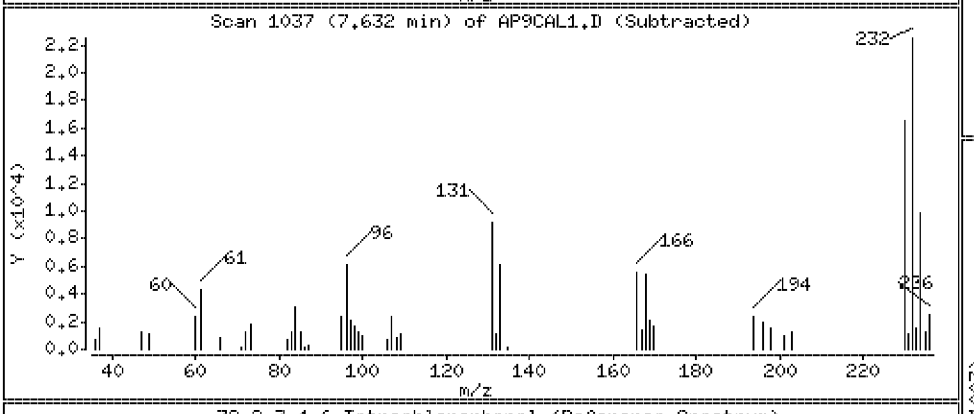

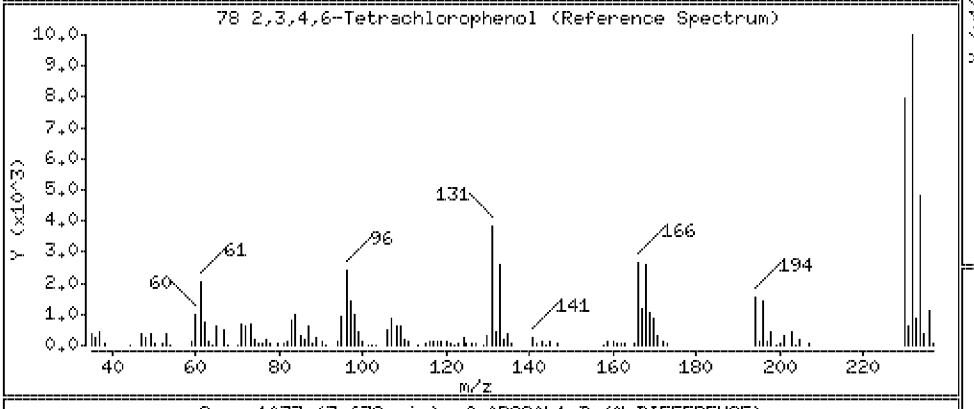

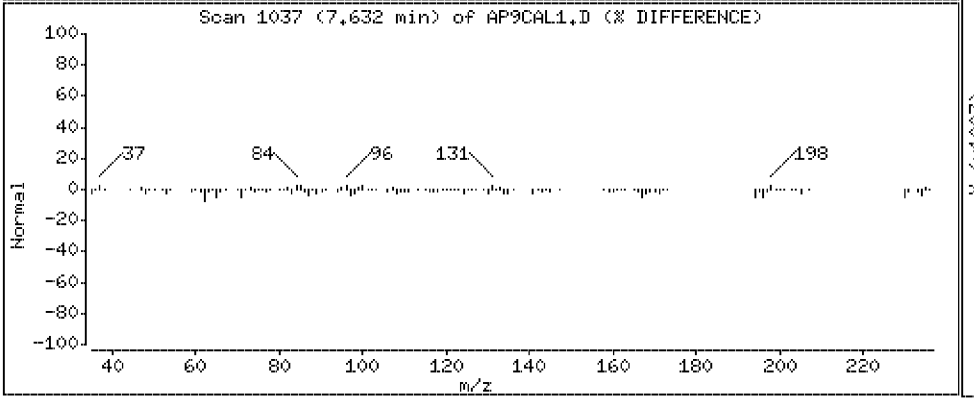

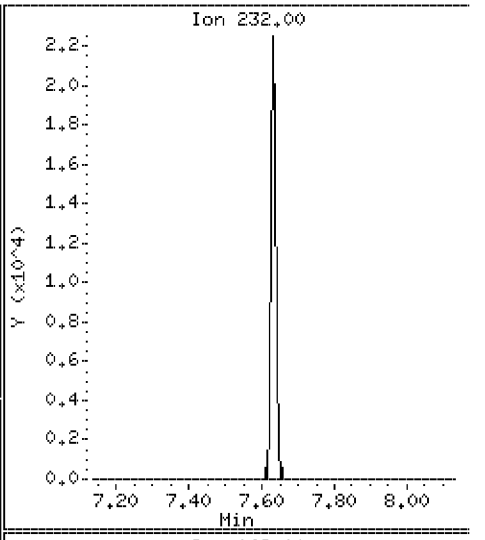

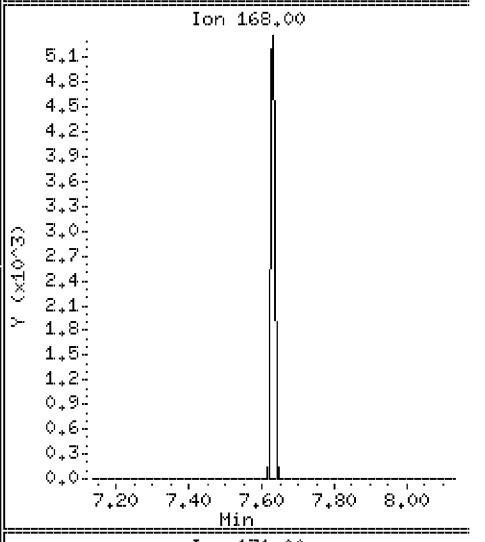

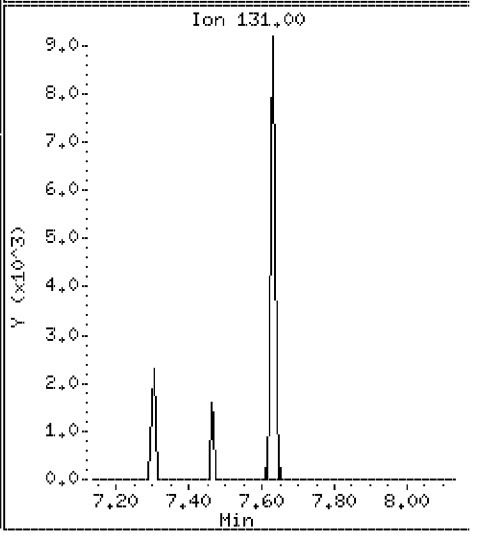

Data File: \\Svecd04\DD\chem\smsd03.i\S3042312.b\AP9CAL1.D

Date : 23-APR-2012 19:28

Client ID: AP9CAL1 | Instrument: smsd03.i

Sample Info: 45961

Purge Volume: 1000.0 | Operator: PEL

Column phase: HPMS-5 | Column diameter: 0.25

79 2-Naphthylamine | Concentration: 3.5 ug/l

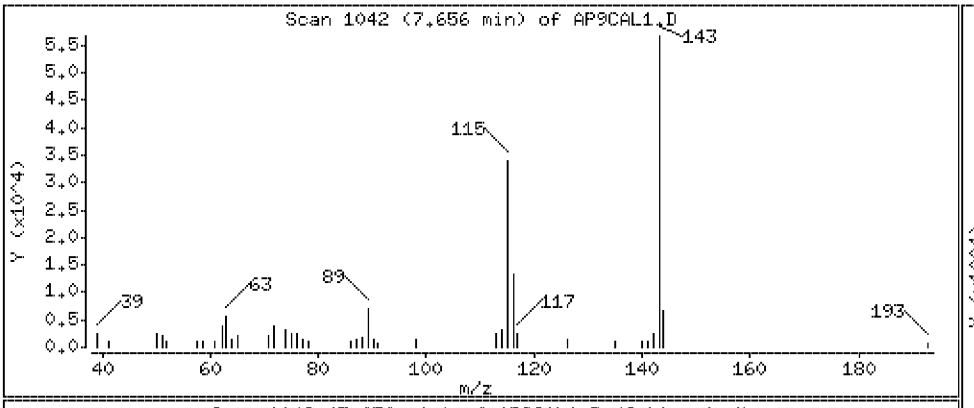

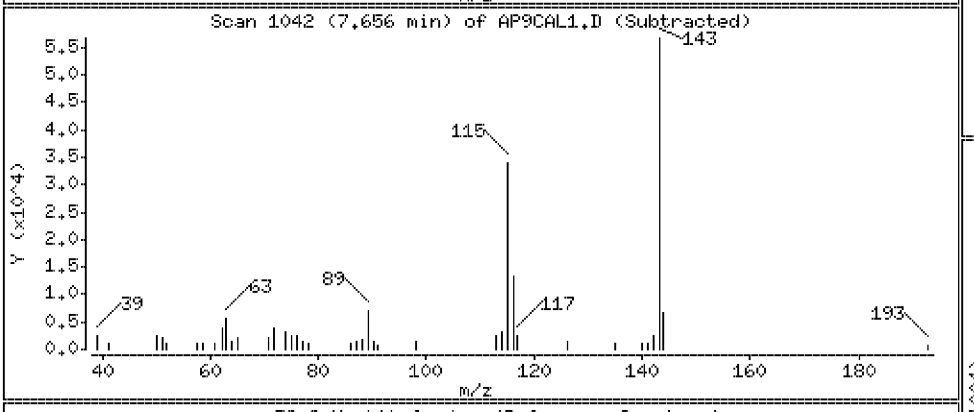

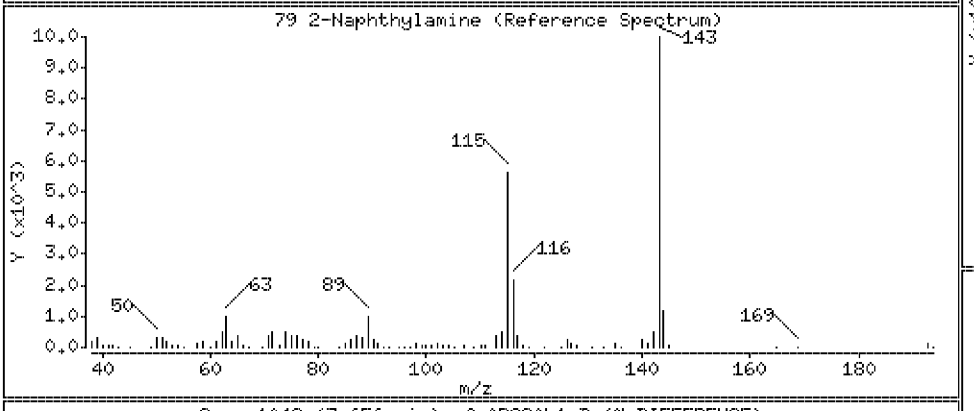

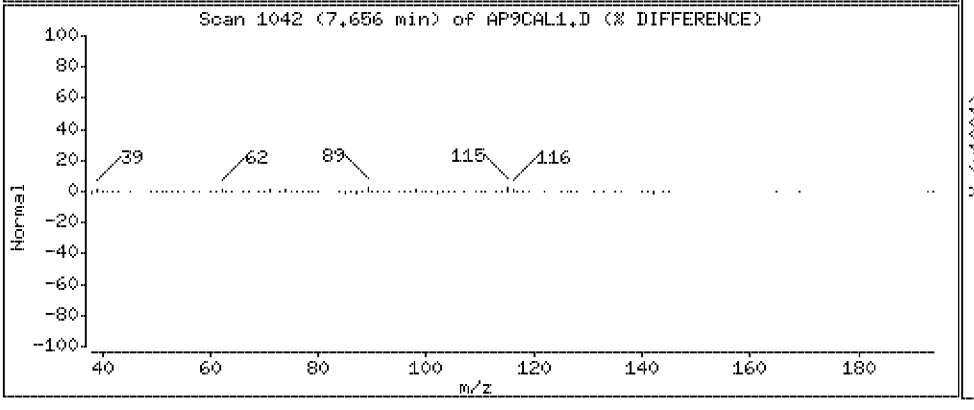

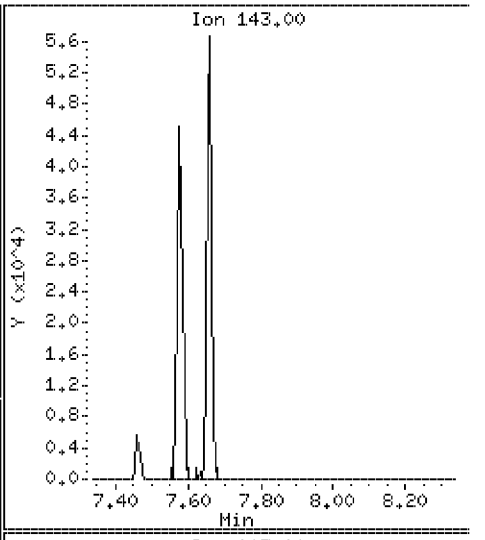

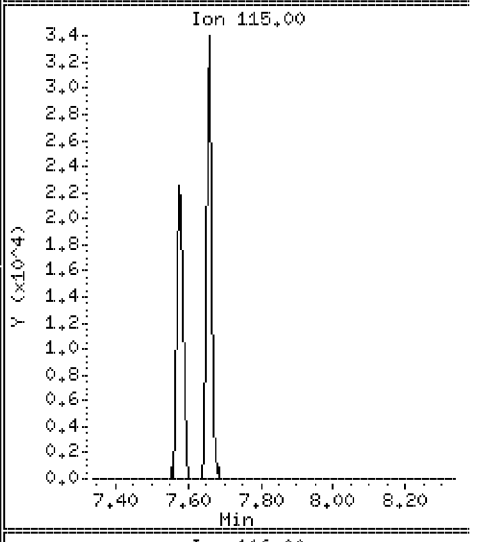

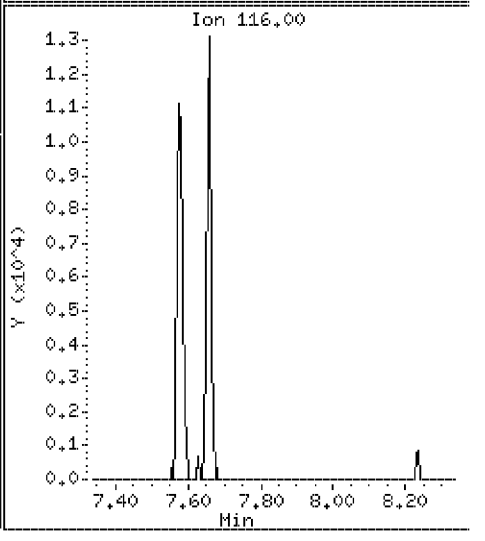

Data File: \\Svecd04\DD\chem\smsd03.i\S3042312.b\AP9CAL1.D

Date : 23-APR-2012 19:28

Client ID: AP9CAL1 | Instrument: smsd03.i

Sample Info: 45961

Purge Volume: 1000.0 | Operator: PEL

Column phase: HPMS-5 | Column diameter: 0.25

83 5-Nitro-ortho-toluidine | Concentration: 3.5 ug/l

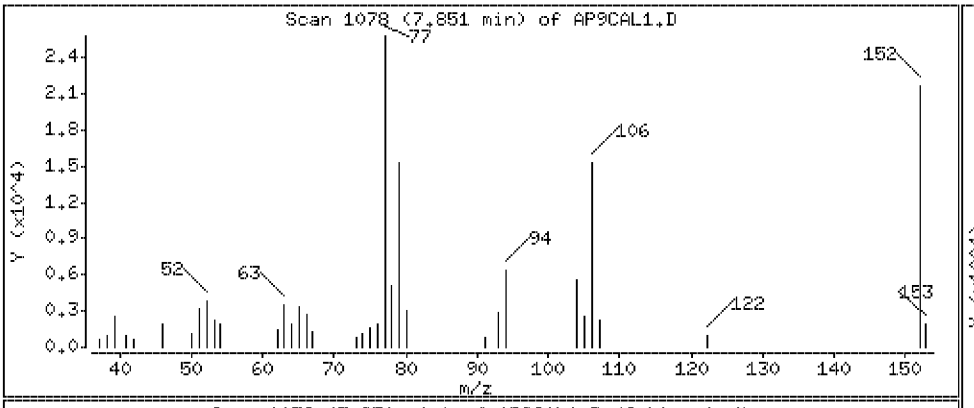

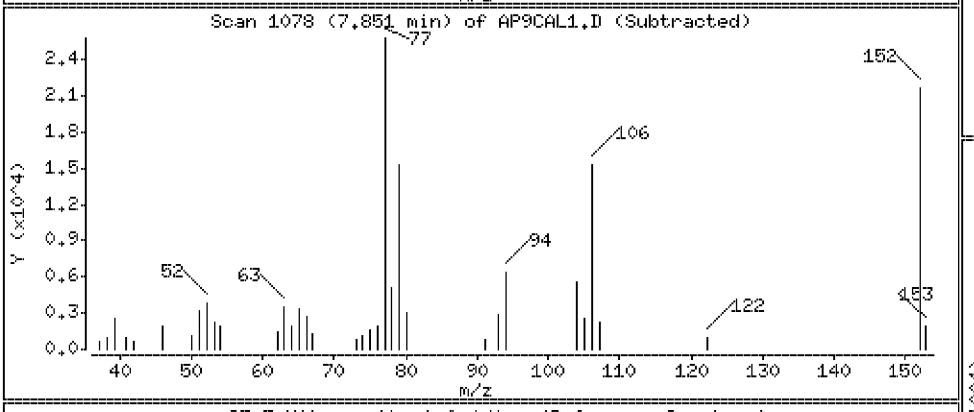

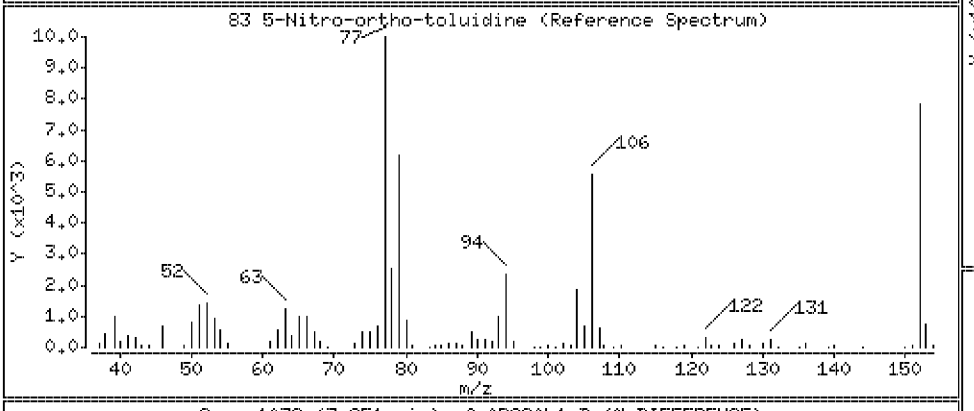

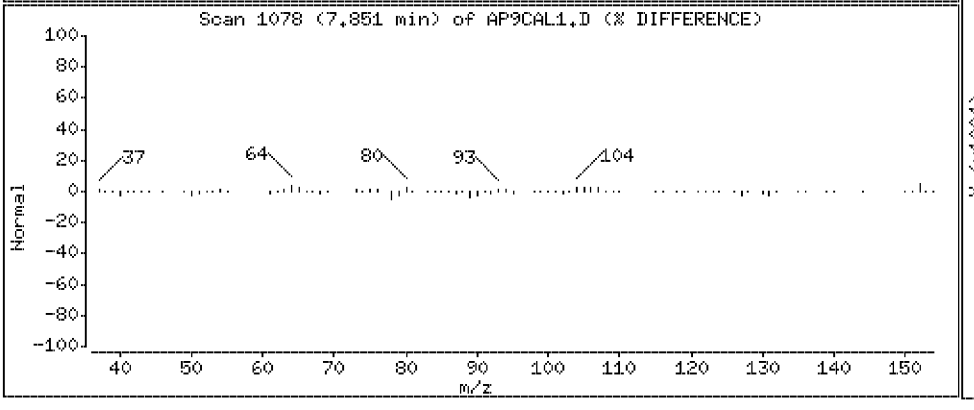

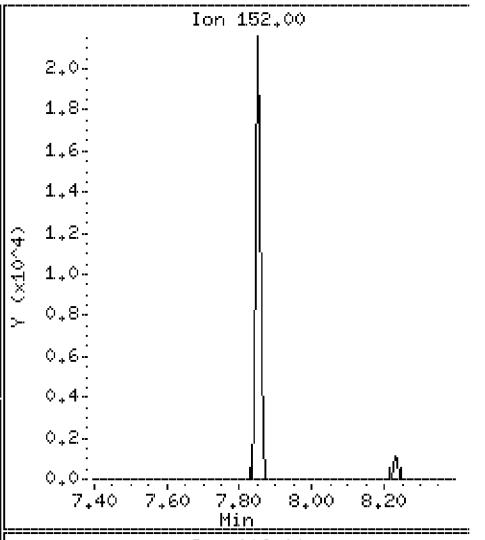

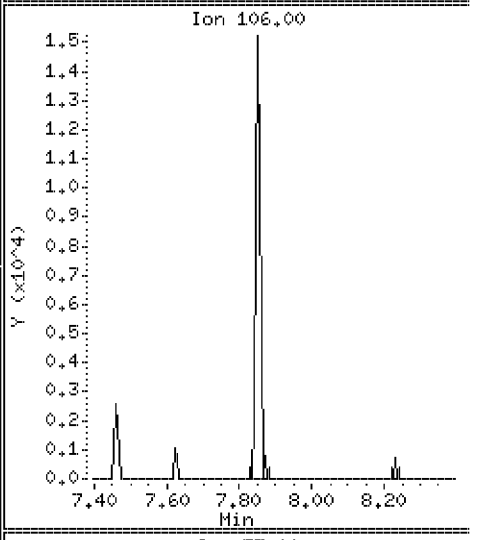

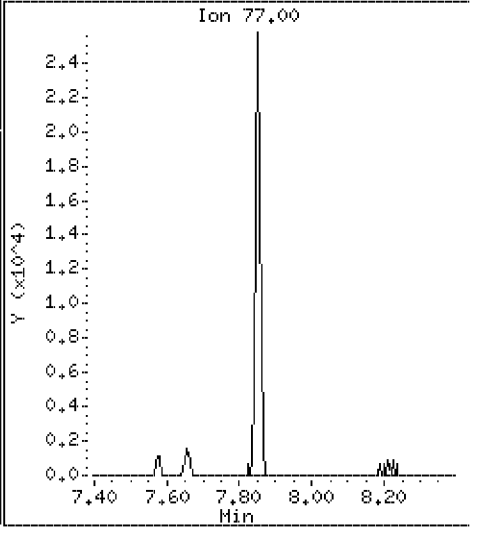

Data File: \\Svecd04\DD\chem\smsd03.i\S3042312.b\AP9CAL1.D

Date : 23-APR-2012 19:28

Client ID: AP9CAL1 | Instrument: smsd03.i

Sample Info: 45961

Purge Volume: 1000.0 | Operator: PEL

Column phase: HPMS-5 | Column diameter: 0.25

90 1,3,5-Trinitrobenzene | Concentration: 5.8 ug/l

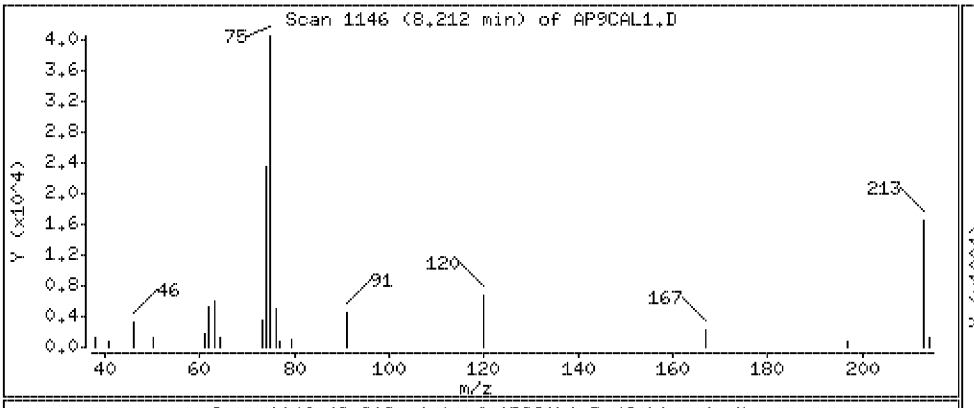

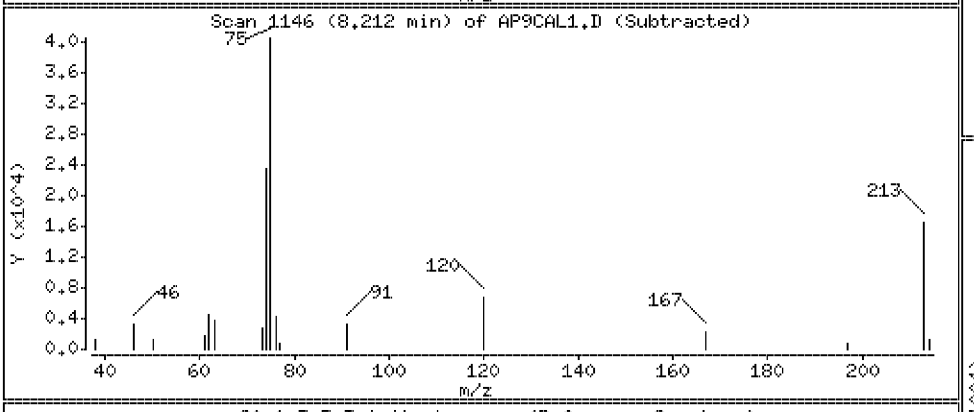

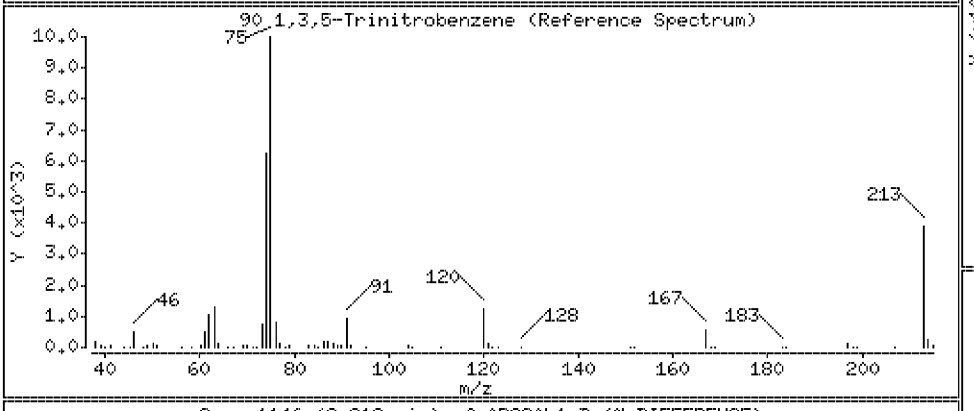

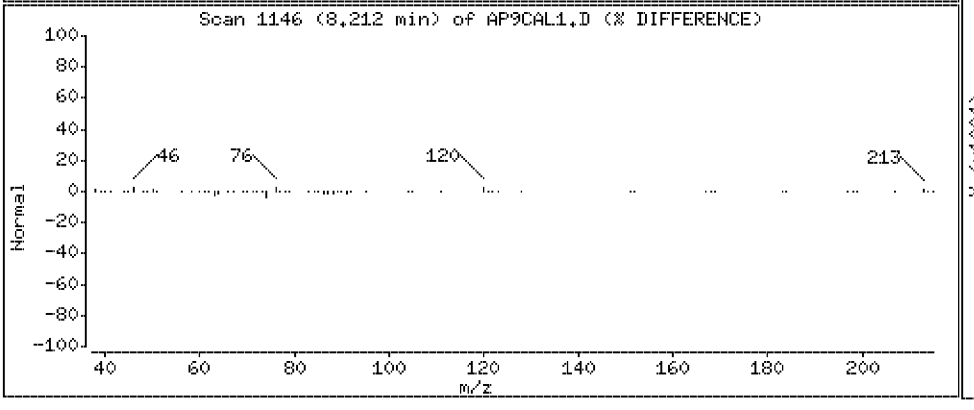

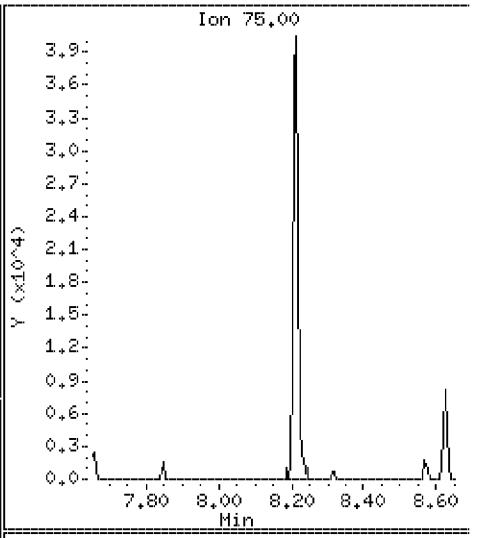

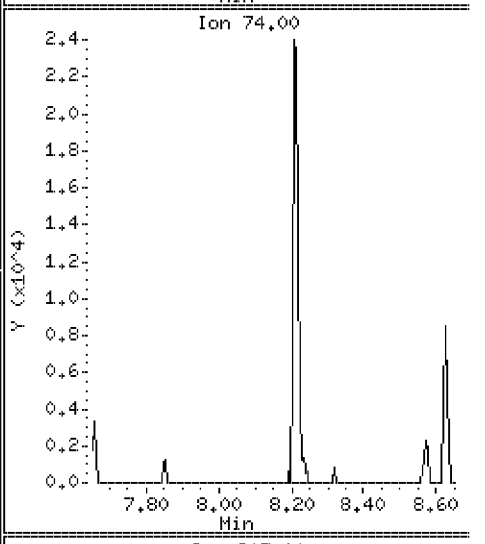

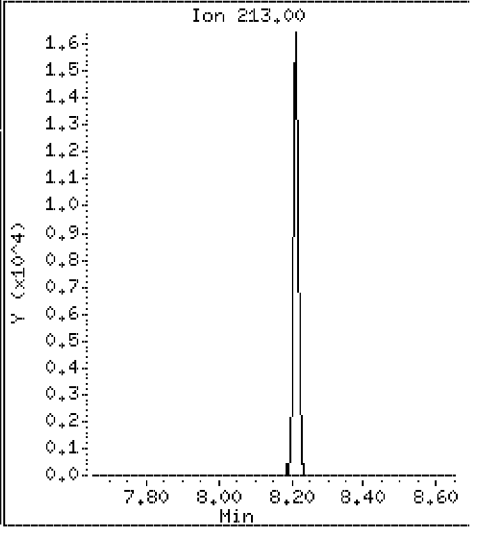

Data File: \\Svecd04\DD\chem\smsd03.i\S3042312.b\AP9CAL1.D

Date : 23-APR-2012 19:28

Client ID: AP9CAL1 Instrument: smsd03.i

Sample Info: 45961

Purge Volume: 1000.0 Operator: PEL

Column phase: HPMS-5 Column diameter: 0.25

89 Diallate Concentration: 3.3 ug/l

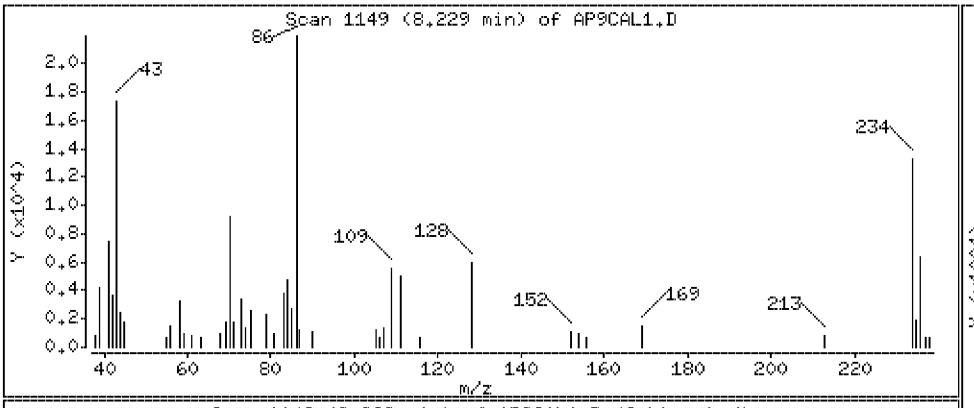

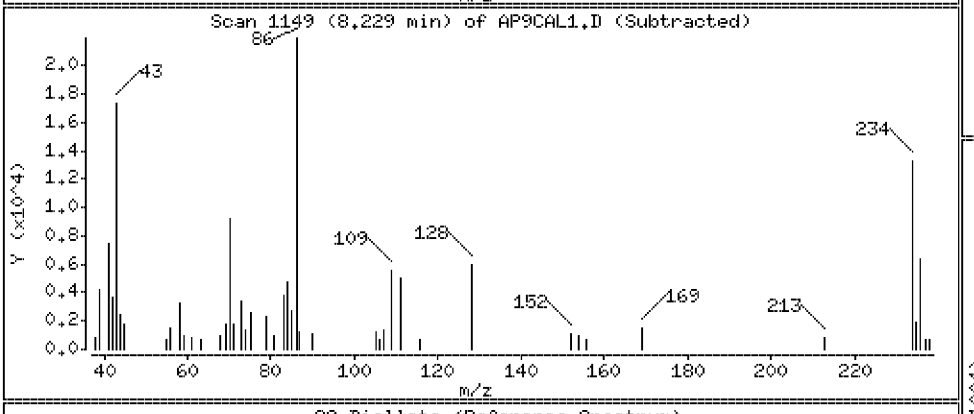

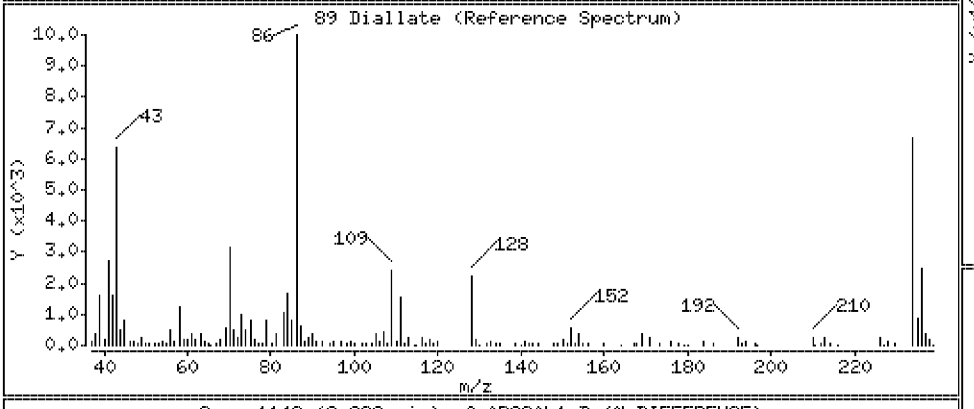

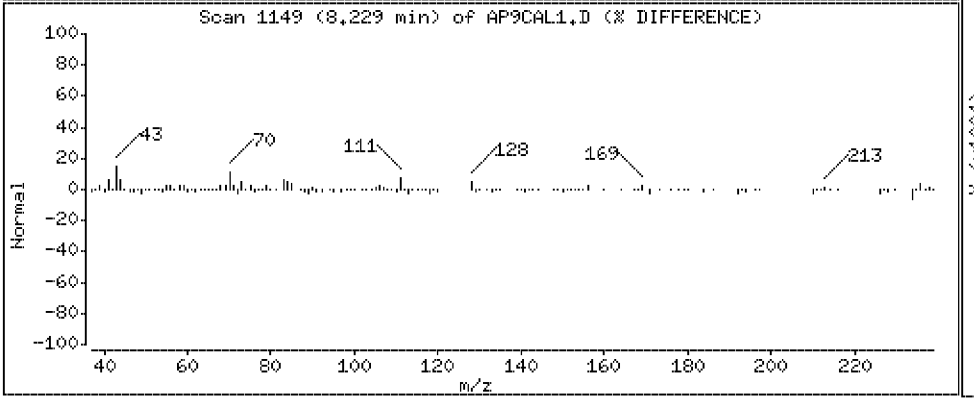

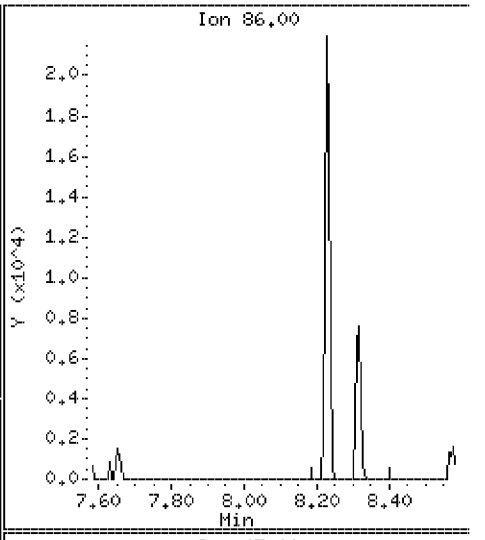

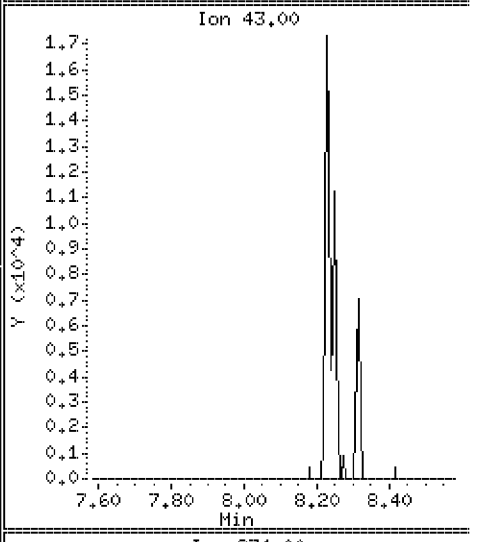

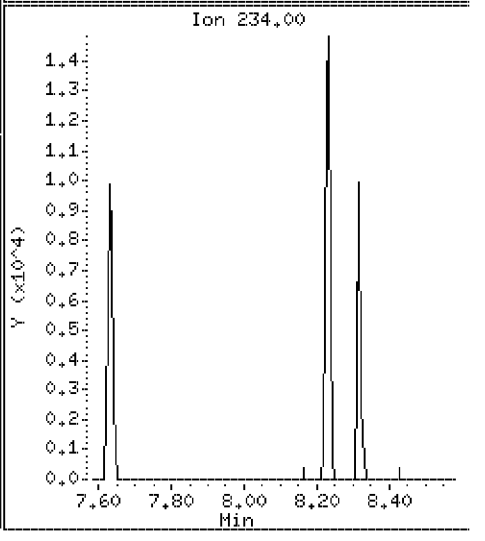

Data File: \\Svecd04\DD\chem\smsd03.i\S3042312.b\AP9CAL1.D

Date : 23-APR-2012 19:28

Client ID: AP9CAL1

Instrument: smsd03.i

Sample Info: 45961

Purge Volume: 1000.0

Operator: PEL

Column phase: HPMS-5

Column diameter: 0.25

92 Phenacetin

Concentration: 4.0 ug/l

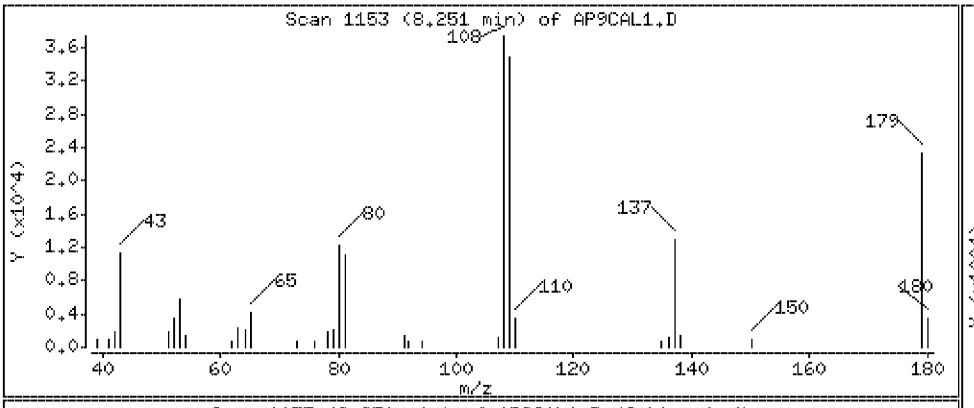

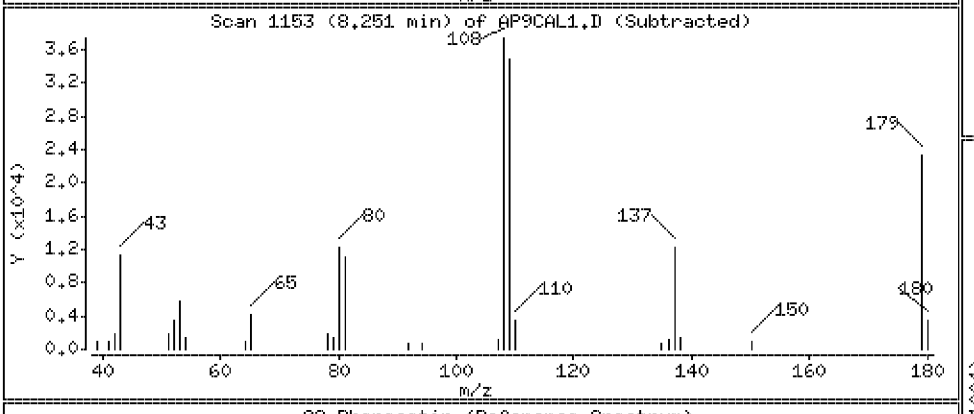

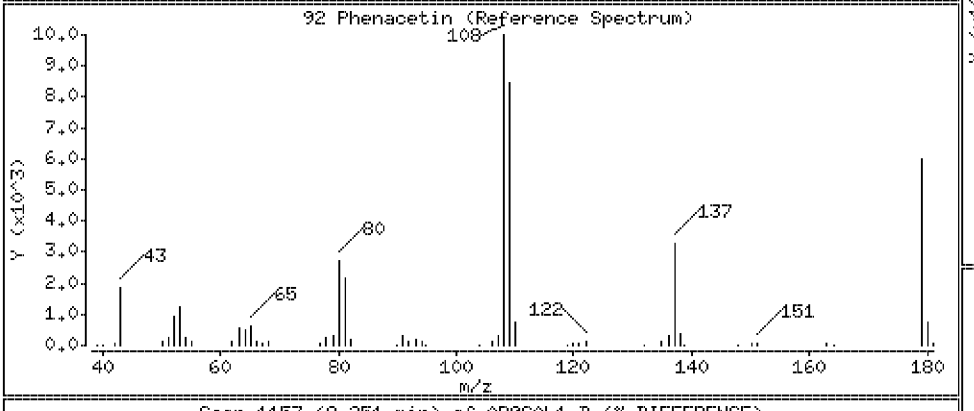

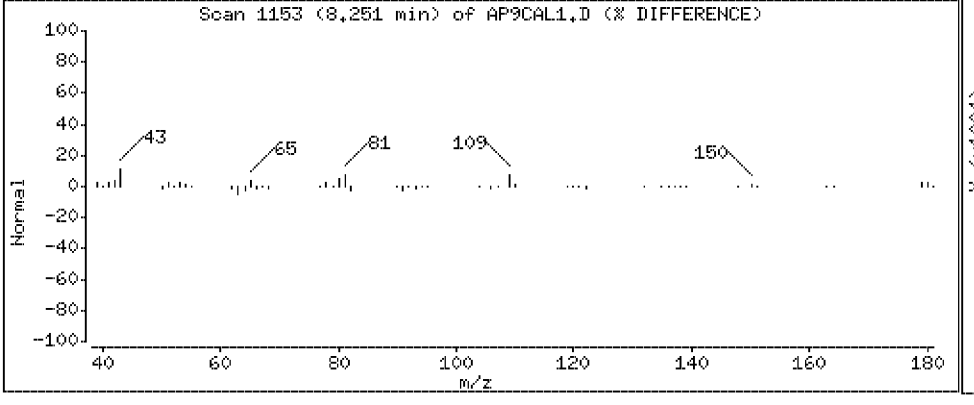

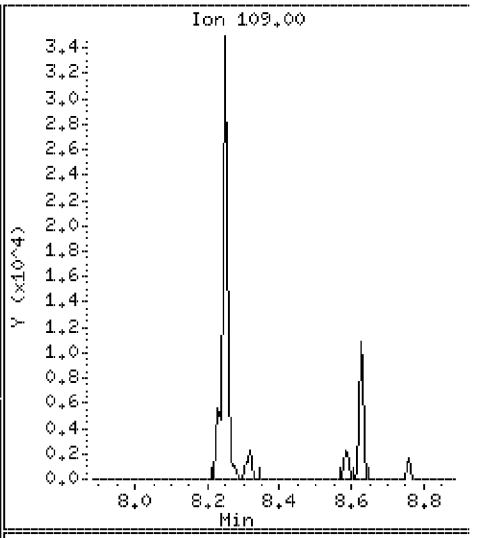

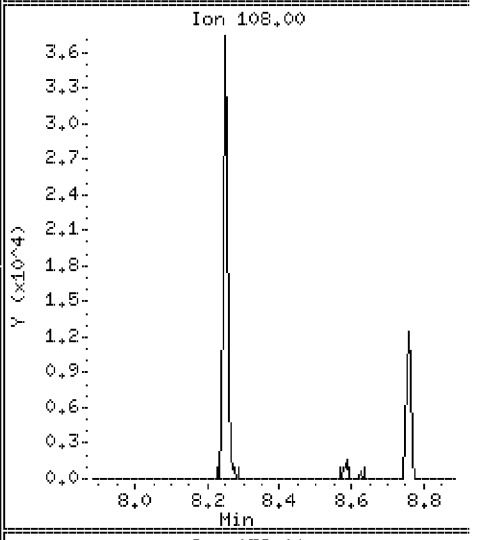

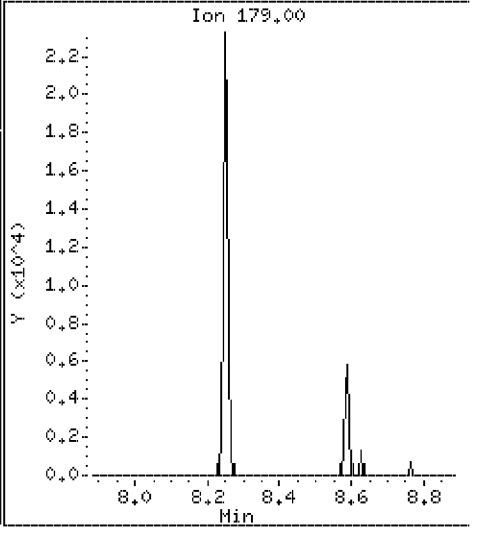

Data File: \\Svecd04\DD\chem\smsd03.i\S3042312.b\AP9CAL1.D

Date : 23-APR-2012 19:28

Client ID: AP9CAL1 | Instrument: smsd03.i

Sample Info: 45961

Purge Volume: 1000.0 | Operator: PEL

Column phase: HPMS-5 | Column diameter: 0.25

91 p-Phenylenediamine | Concentration: 3.3 ug/l

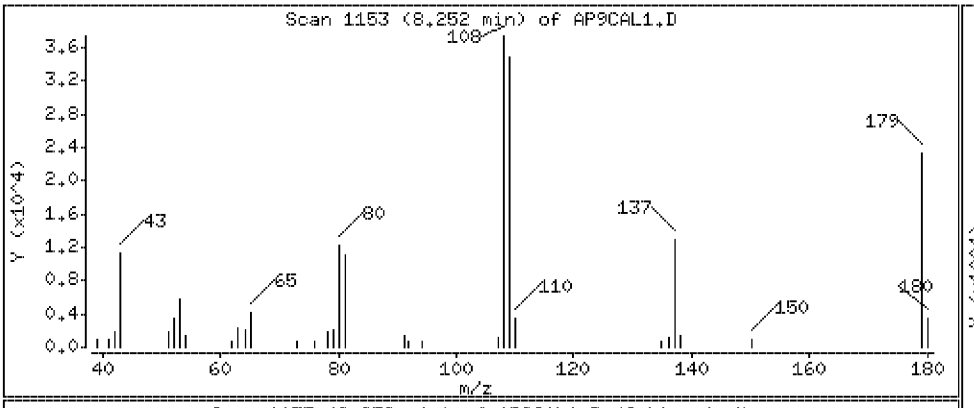

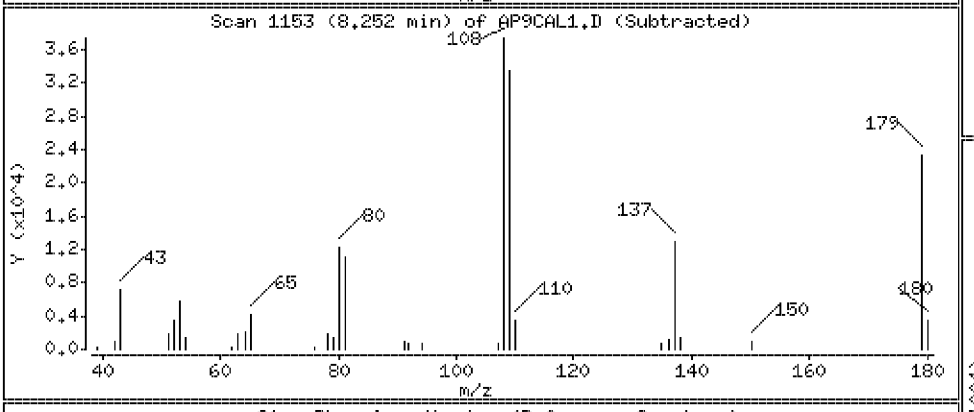

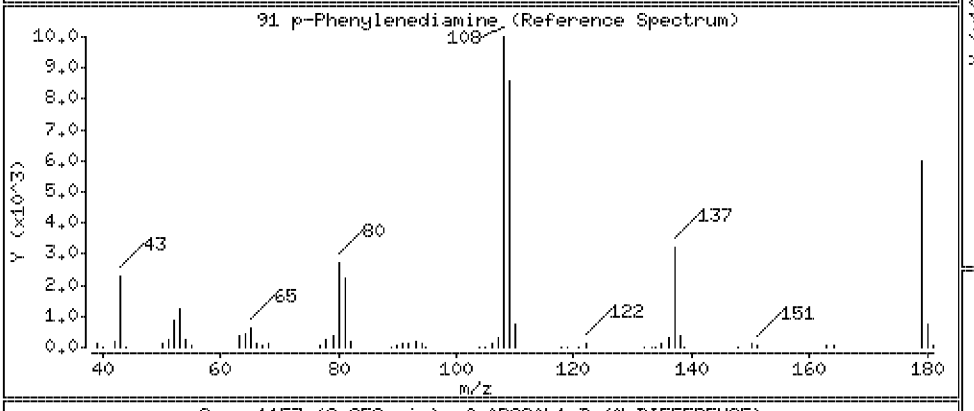

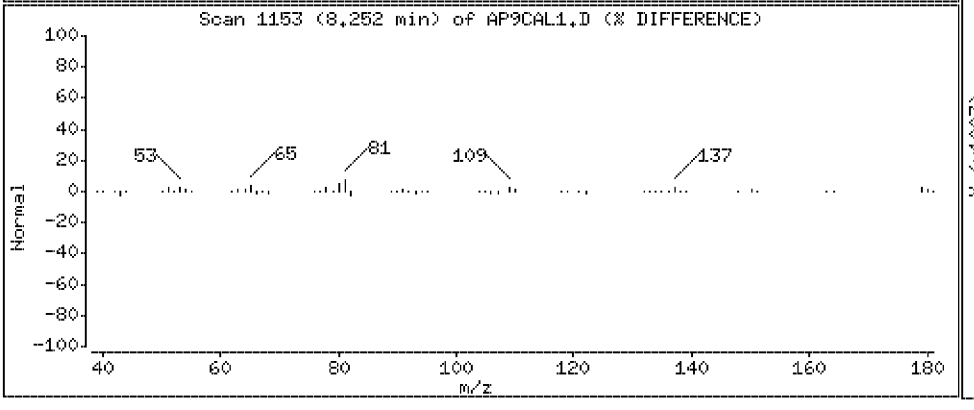

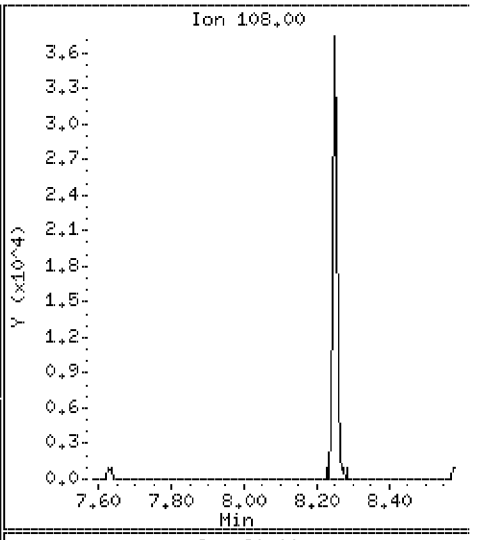

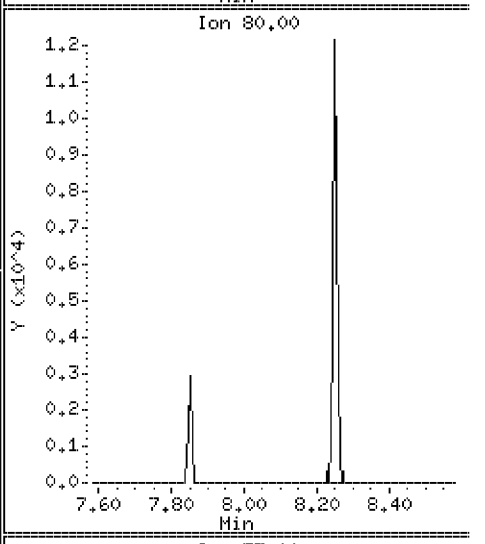

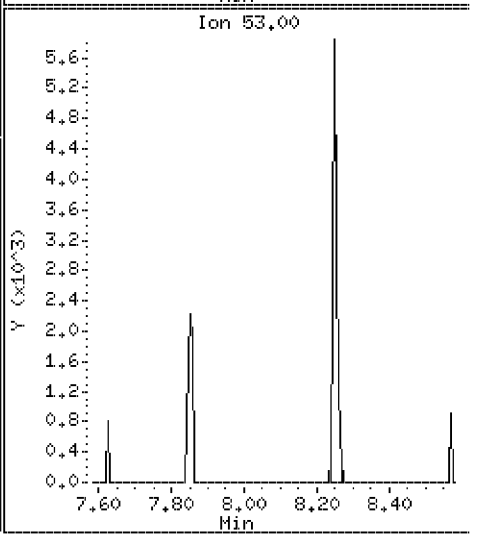

Data File: \\Svecd04\DD\chem\smsd03.i\S3042312.b\AP9CAL1.D

Date : 23-APR-2012 19:28

Client ID: AP9CAL1 | Instrument: smsd03.i

Sample Info: 45961

Purge Volume: 1000.0 | Operator: PEL

Column phase: HPMS-5 | Column diameter: 0.25

97 Pentachloronitrobenzene | Concentration: 3.4 ug/l

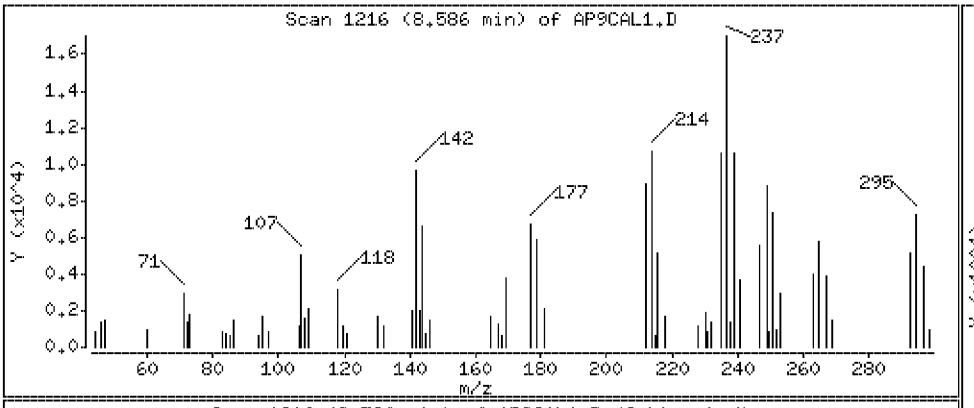

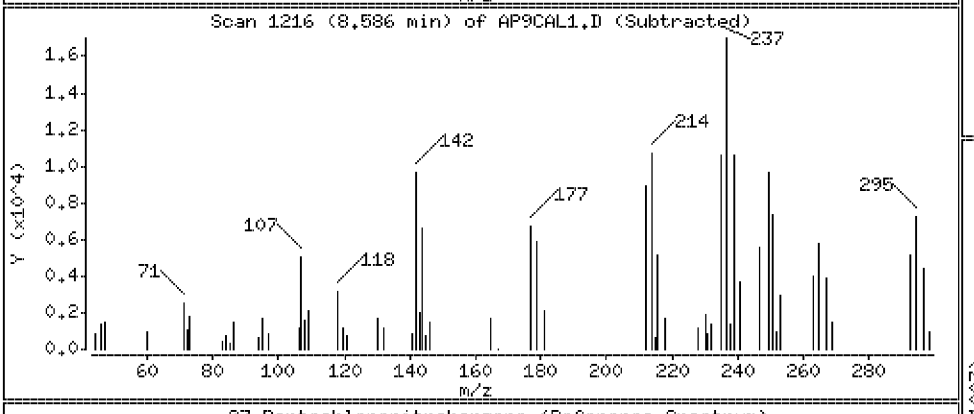

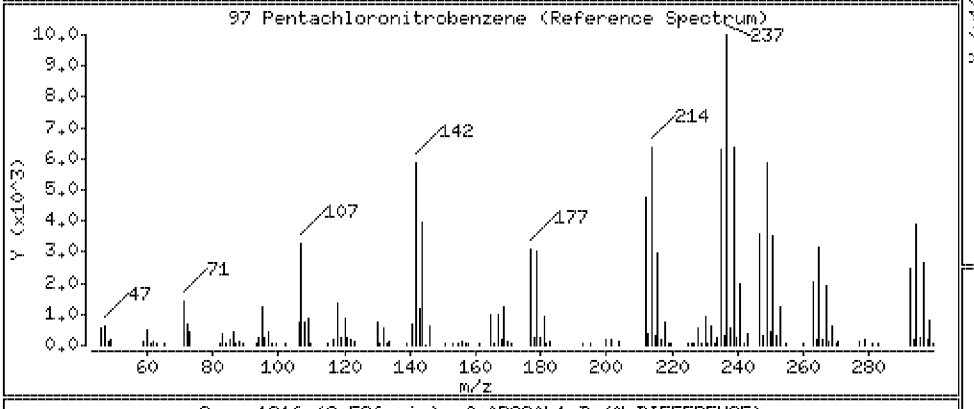

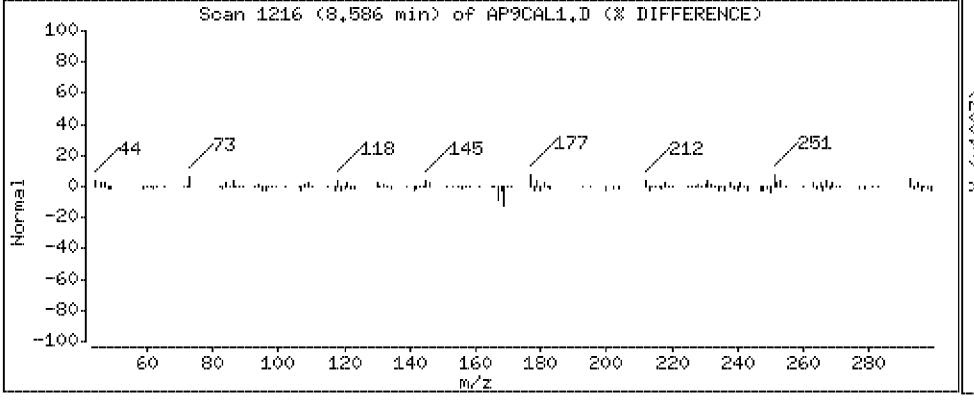

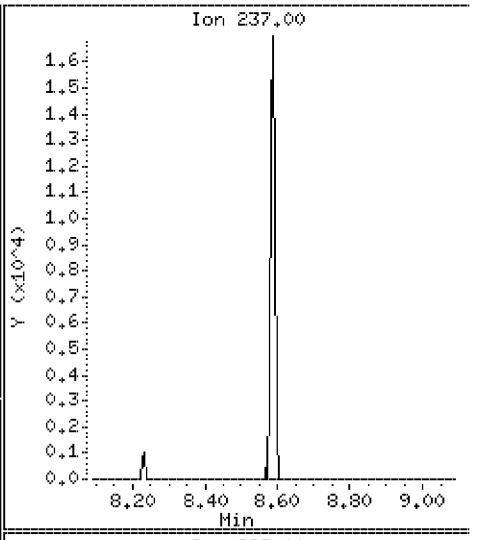

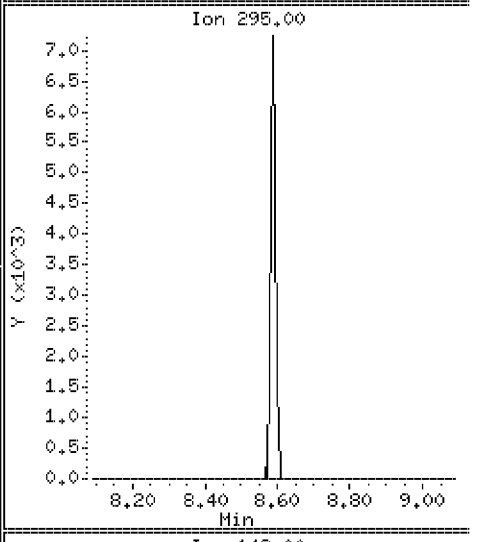

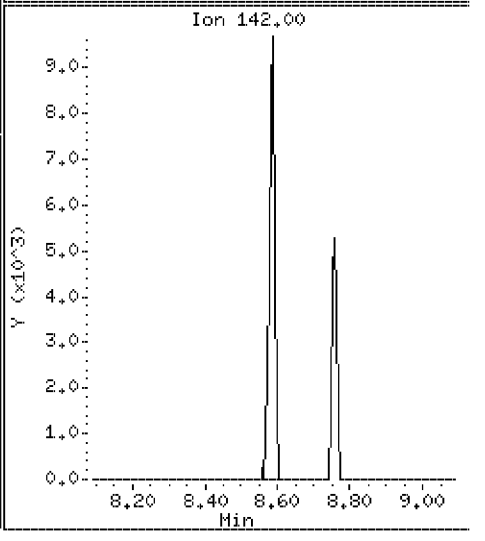

Data File: \\Svecd04\DD\chem\smsd03.i\S3042312.b\AP9CAL1.D

Date : 23-APR-2012 19:28

Client ID: AP9CAL1 | Instrument: smsd03.i

Sample Info: 45961

Purge Volume: 1000.0 | Operator: PEL

Column phase: HPMS-5 | Column diameter: 0.25

98 4-Aminobiphenyl | Concentration: 3.8 ug/l

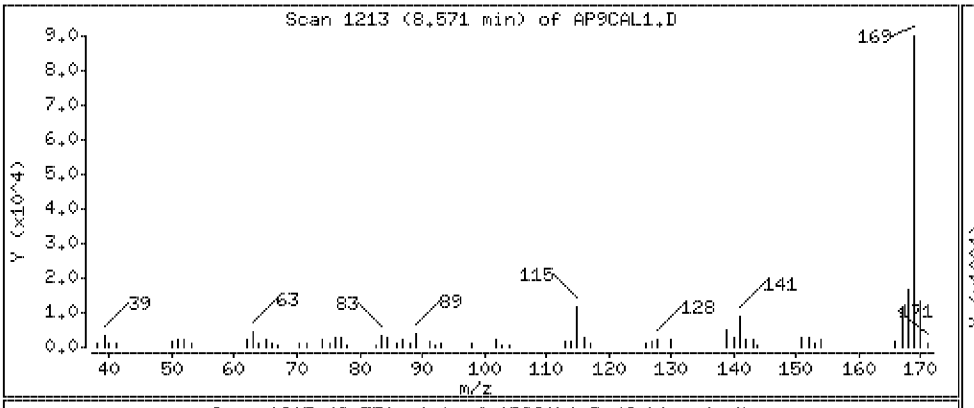

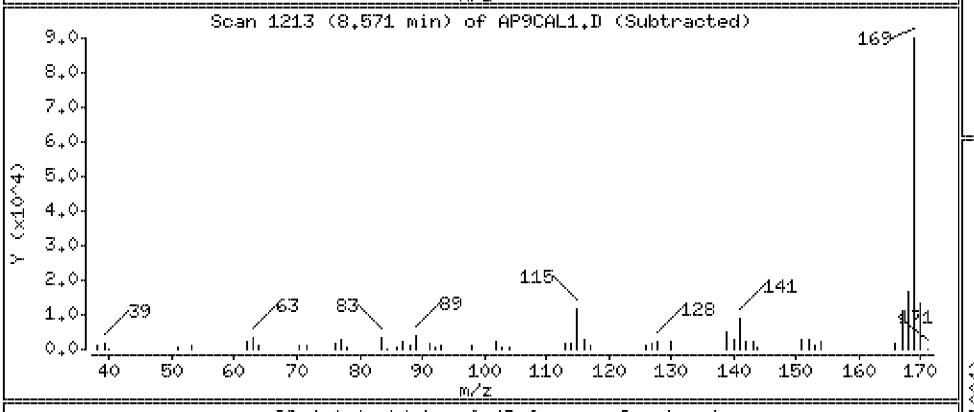

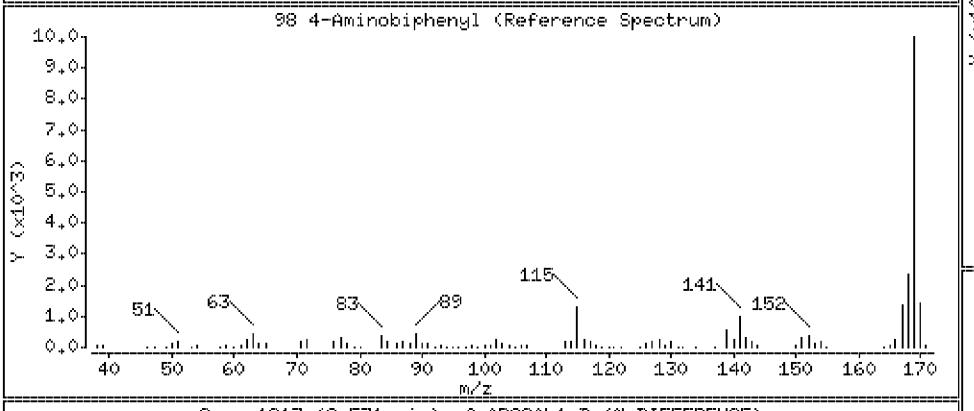

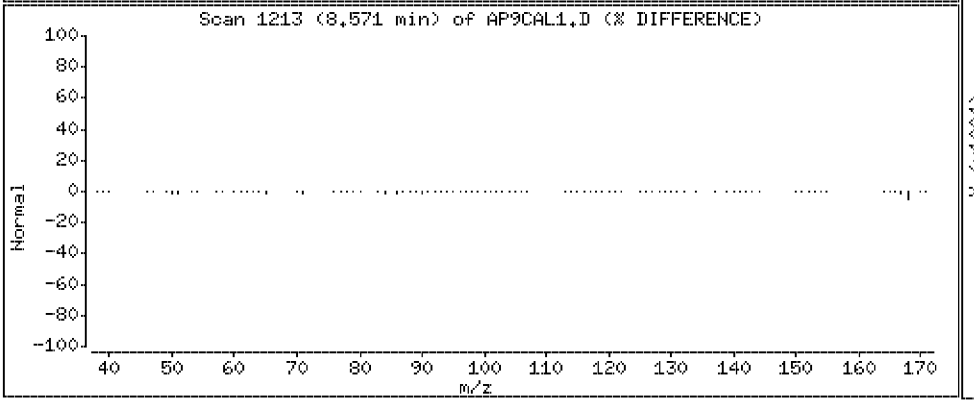

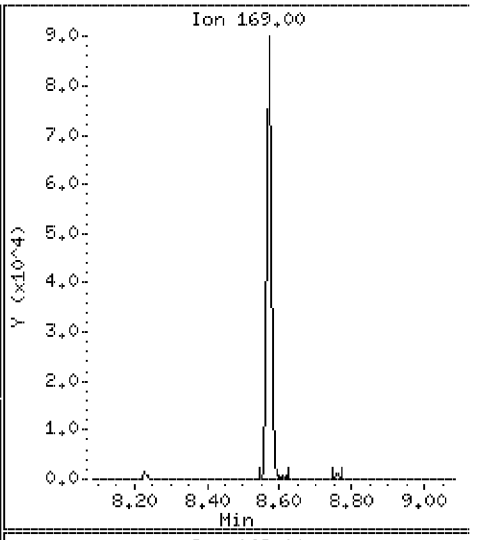

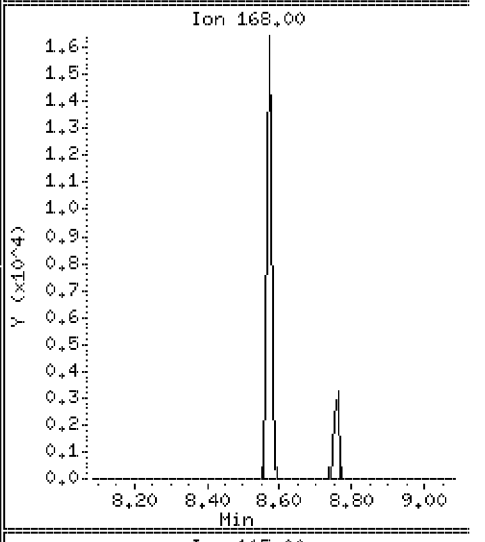

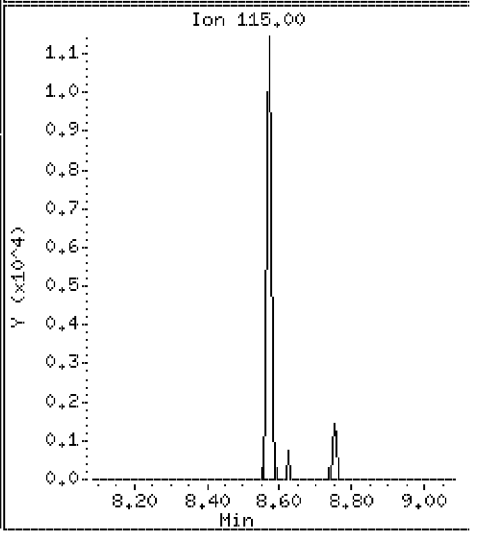

Data File: \\Svecd04\DD\chem\smsd03.i\S3042312.b\AP9CAL1.D

Date : 23-APR-2012 19:28

Client ID: AP9CAL1

Instrument: smsd03.i

Sample Info: 45961

Purge Volume: 1000.0

Operator: PEL

Column phase: HPMS-5

Column diameter: 0.25

99 Pronamide

Concentration: 3.7 ug/l

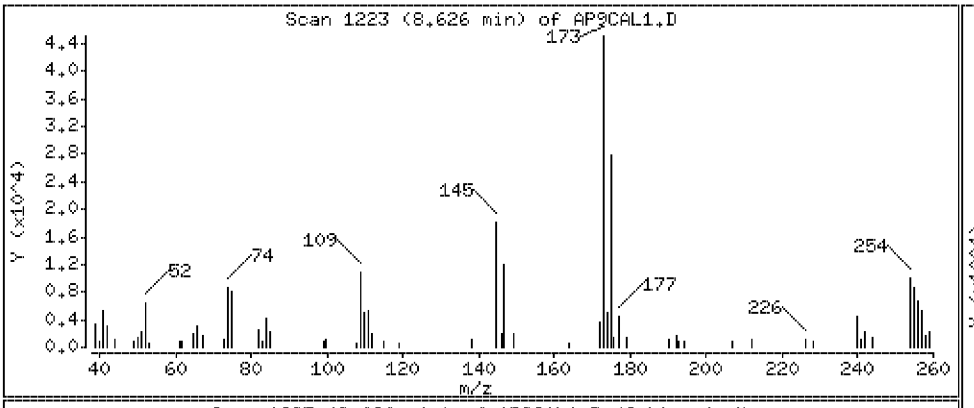

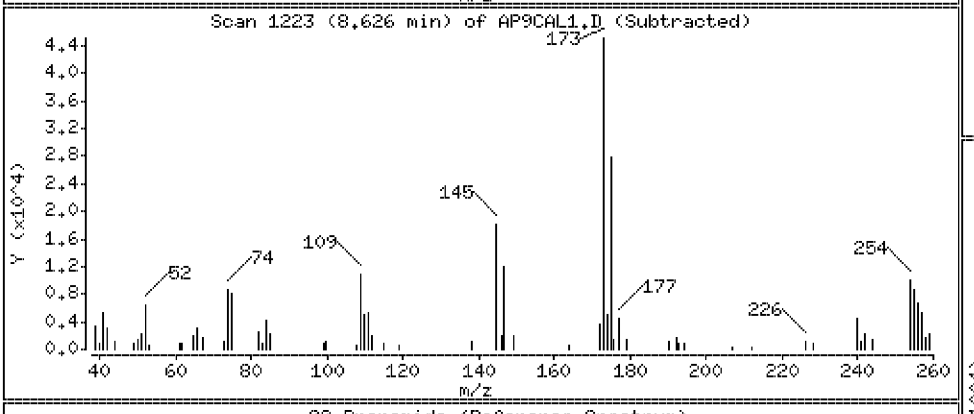

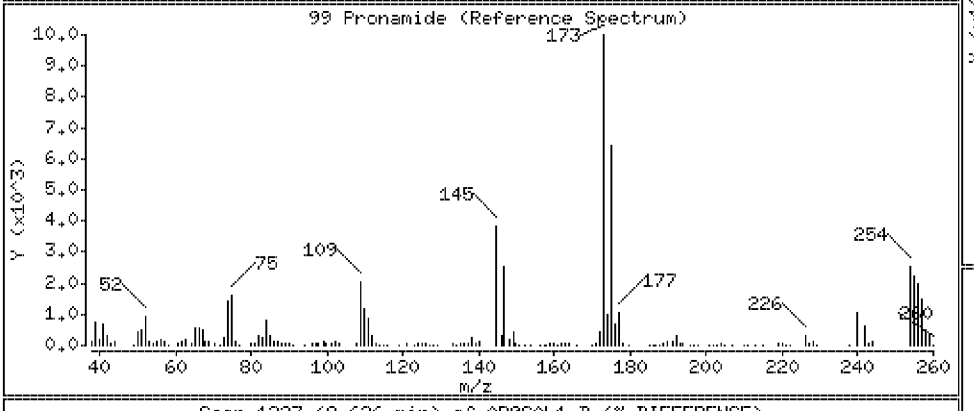

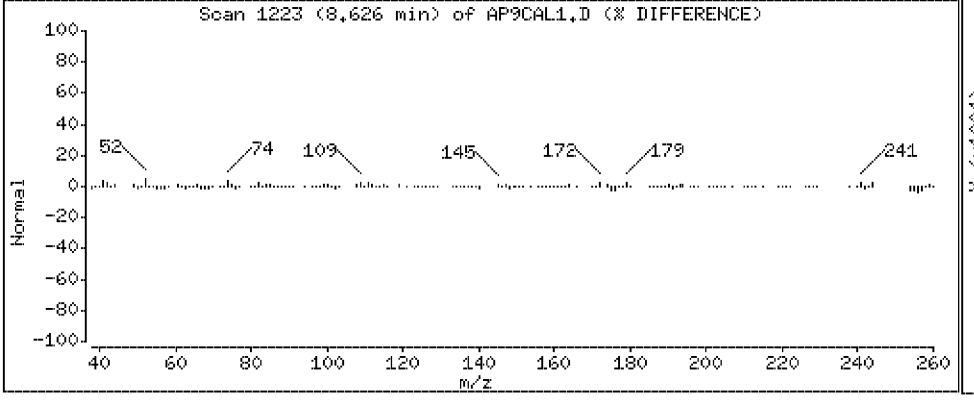

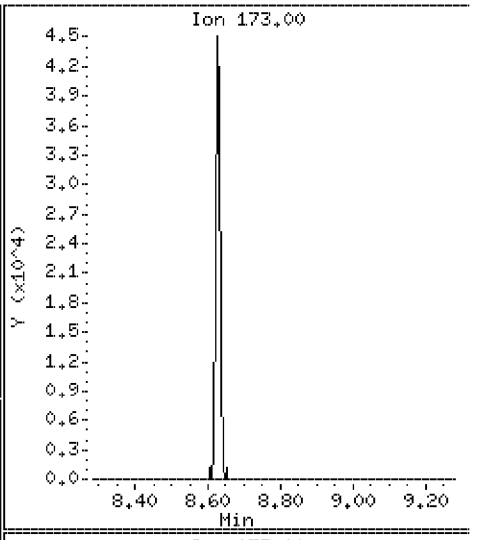

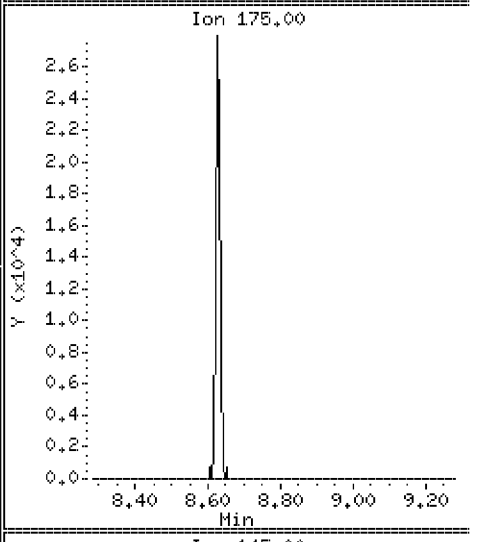

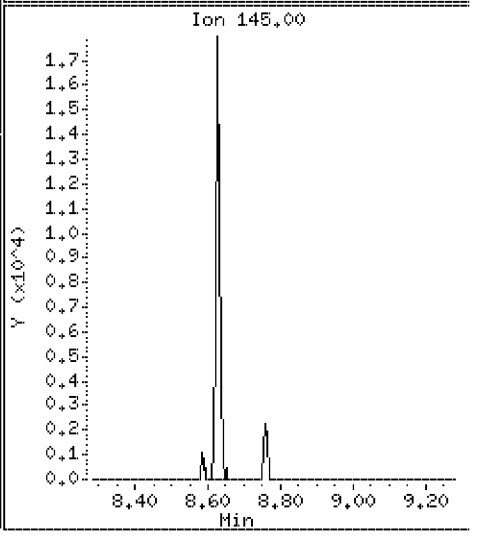

Data File: \\Svecd04\DD\chem\smsd03.i\S3042312.b\AP9CAL1.D

Date : 23-APR-2012 19:28

Client ID: AP9CAL1 | Instrument: smsd03.i

Sample Info: 45961

Purge Volume: 1000.0 | Operator: PEL

Column phase: HPMS-5 | Column diameter: 0.25

102 Dinoseb | Concentration: 5.3 ug/l

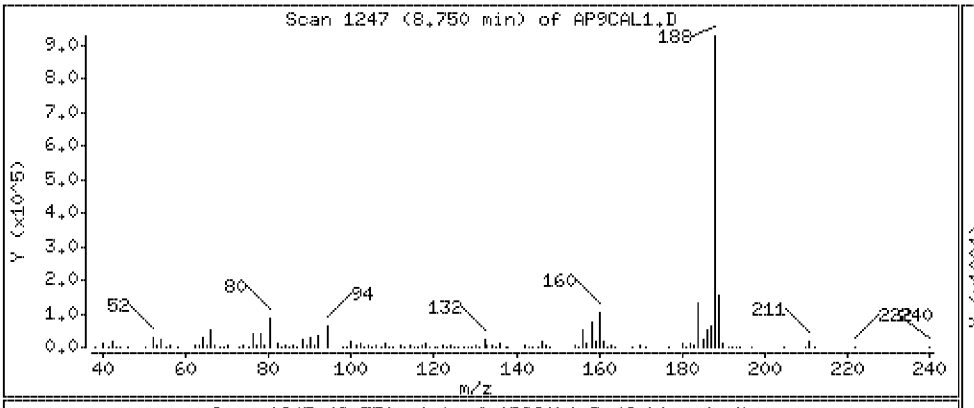

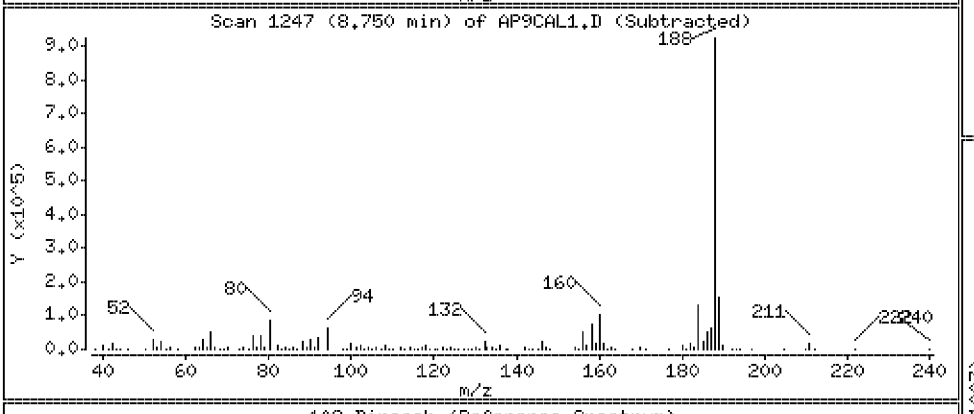

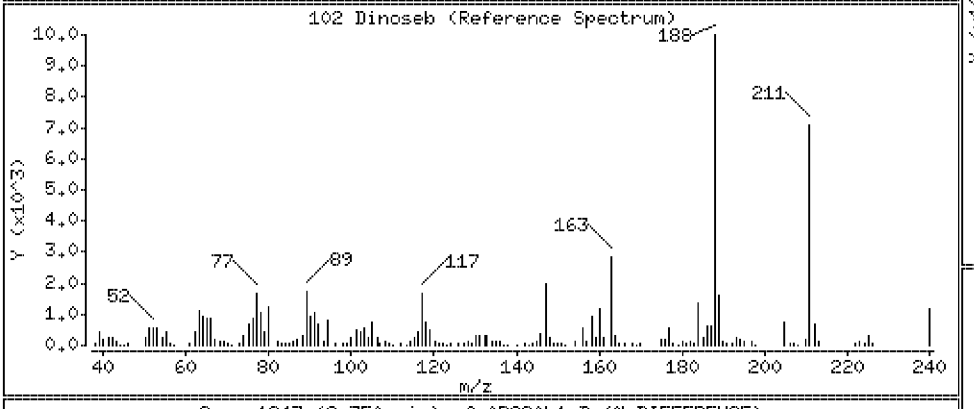

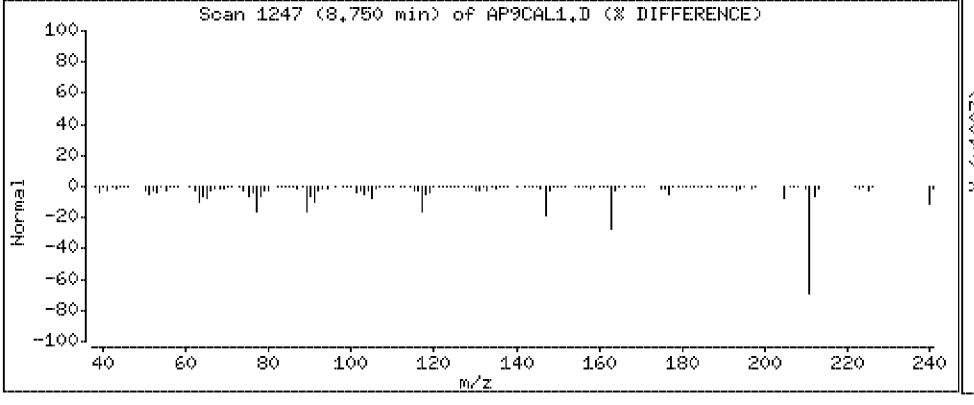

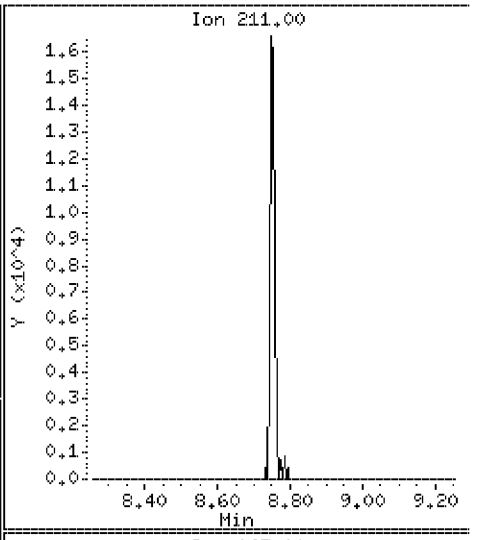

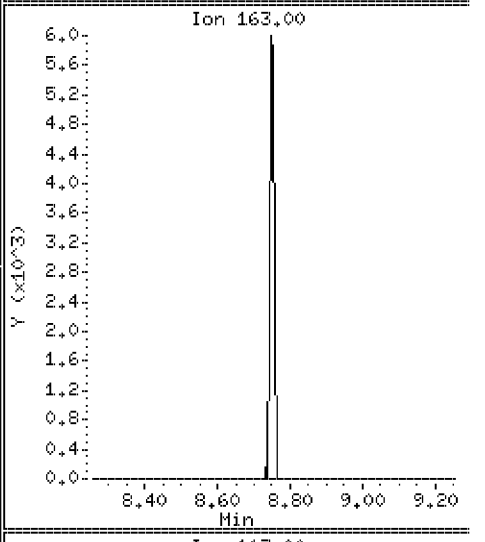

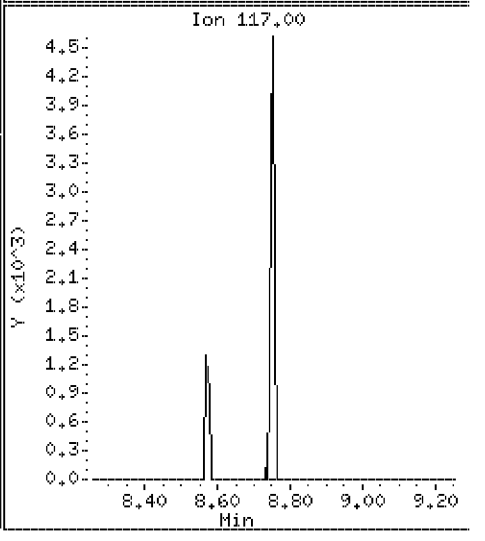

Data File: \\Svecd04\DD\chem\smsd03.i\S3042312.b\AP9CAL1.D

Date : 23-APR-2012 19:28

Client ID: AP9CAL1 Instrument: smsd03.i

Sample Info: 45961

Purge Volume: 1000.0 Operator: PEL

Column phase: HPMS-5 Column diameter: 0.25

106 4-Nitroquinoline-1-oxide Concentration: 3.6 ug/l

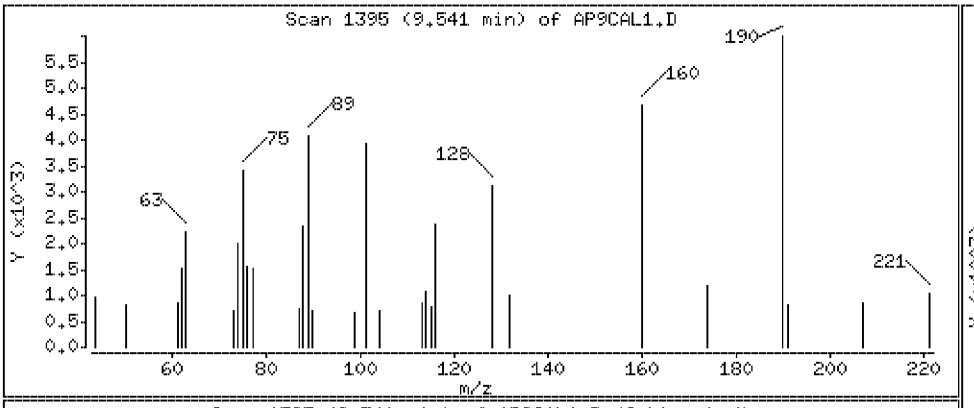

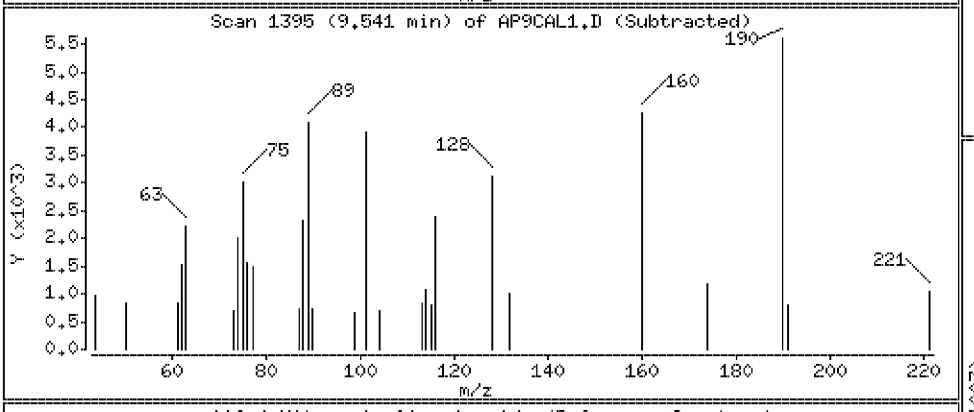

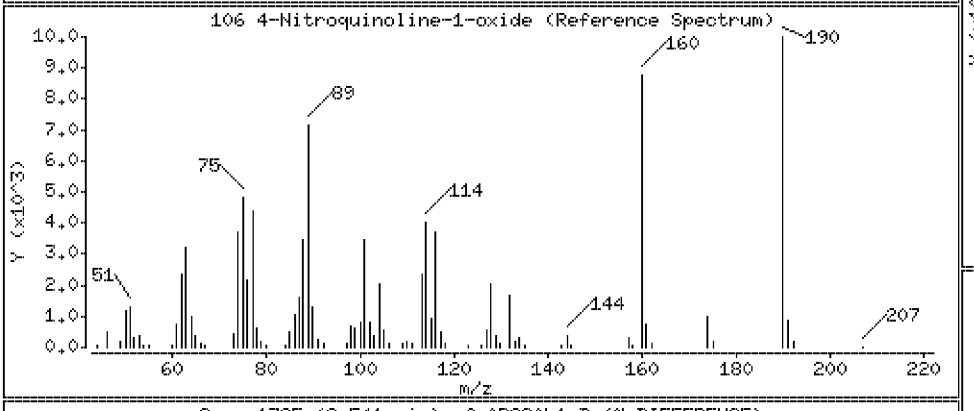

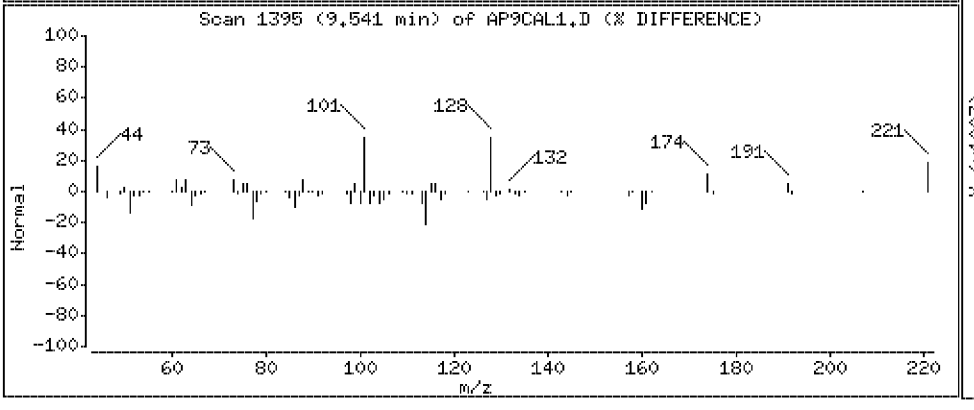

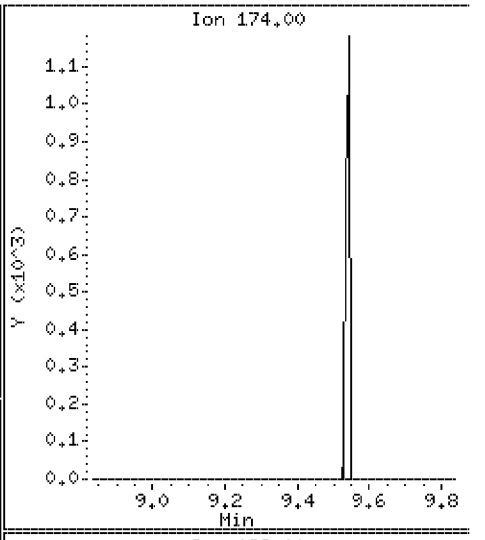

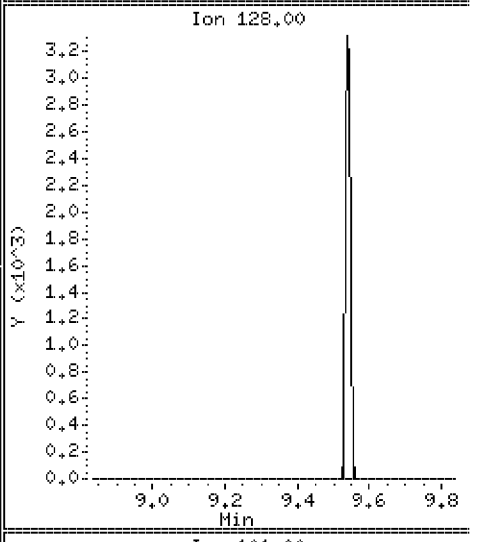

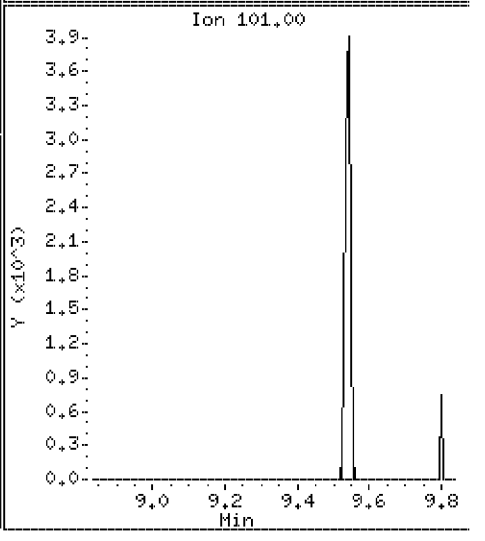

Data File: \\Svecd04\DD\chem\smsd03.i\S3042312.b\AP9CAL1.D

Date : 23-APR-2012 19:28

Client ID: AP9CAL1 | Instrument: smsd03.i

Sample Info: 45961

Purge Volume: 1000.0 | Operator: PEL

Column phase: HPMS-5 | Column diameter: 0.25

107 Methapyrilene | Concentration: 3.3 ug/l

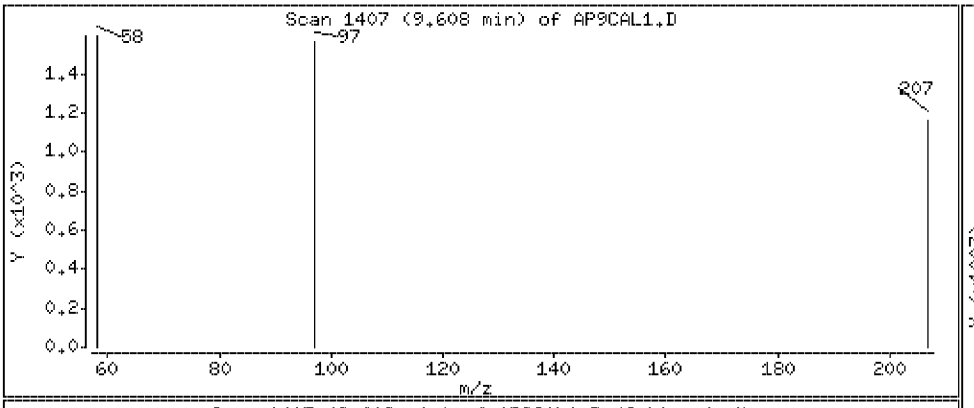

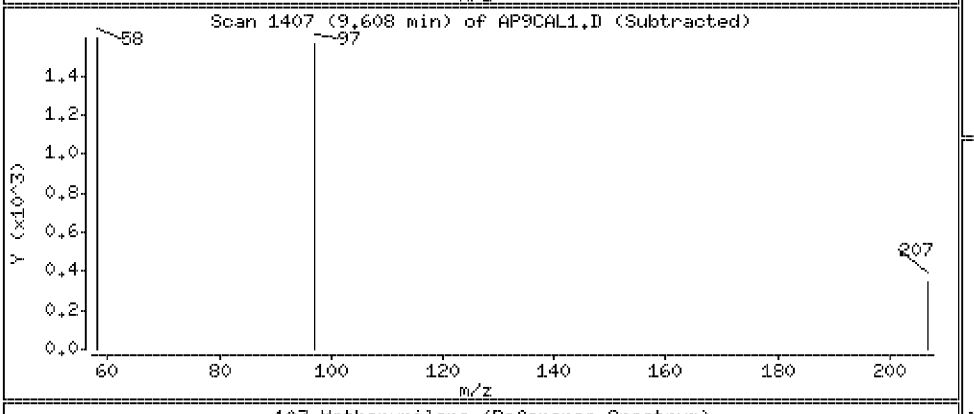

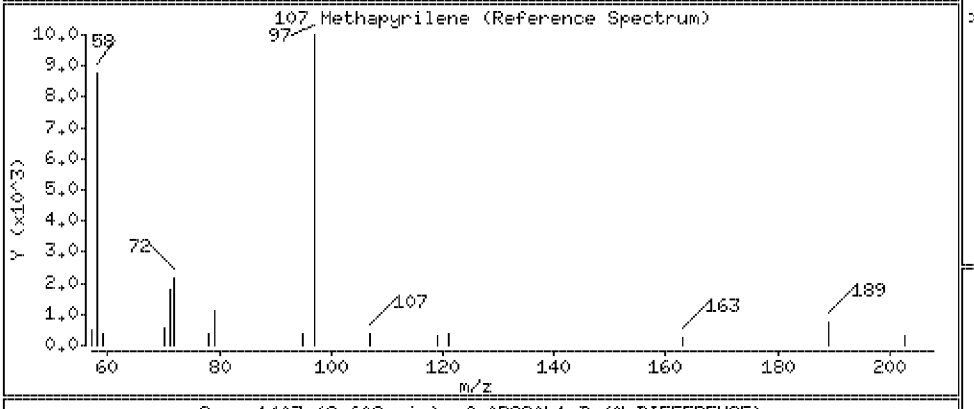

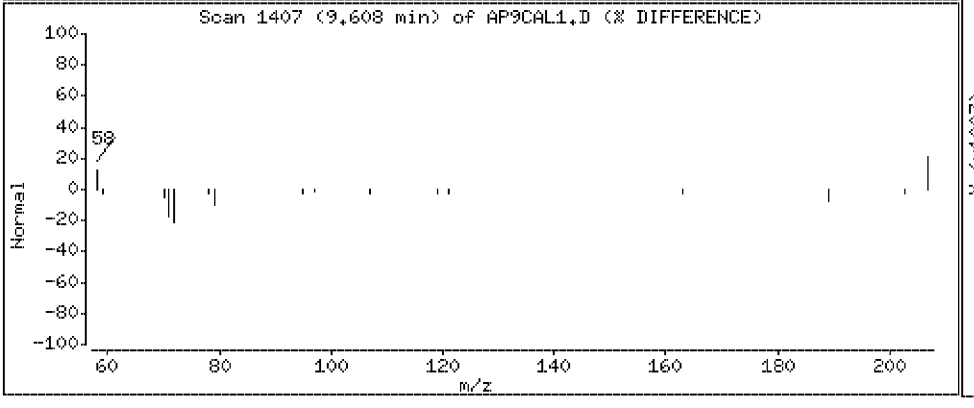

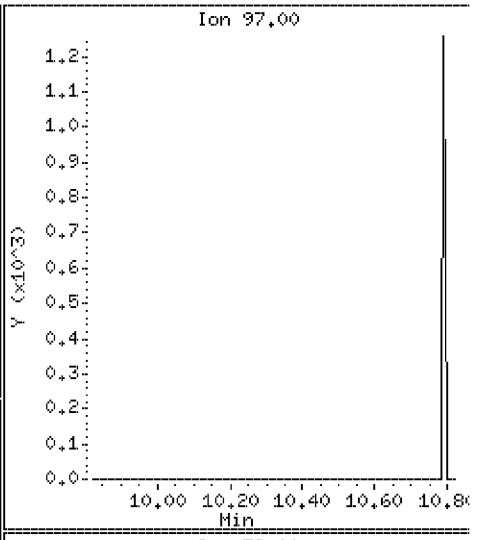

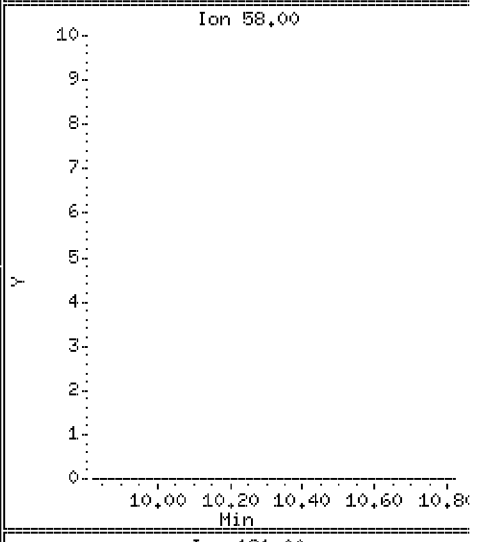

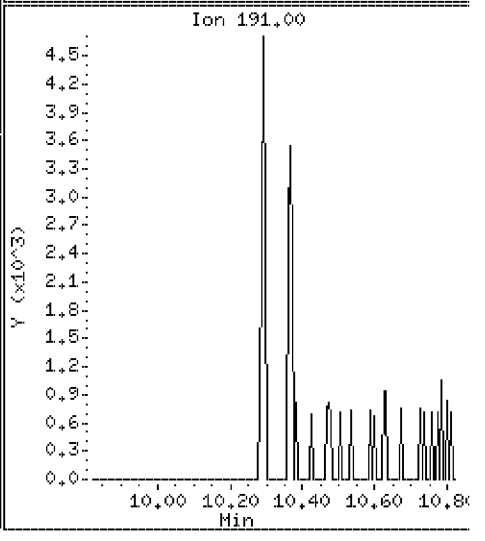

Data File: \\Svecd04\DD\chem\smsd03.i\S3042312.b\AP9CAL1.D

Date : 23-APR-2012 19:28

Client ID: AP9CAL1 | Instrument: smsd03.i

Sample Info: 45961

Purge Volume: 1000.0 | Operator: PEL

Column phase: HPMS-5 | Column diameter: 0.25

108 Isodrin | Concentration: 3.8 ug/l

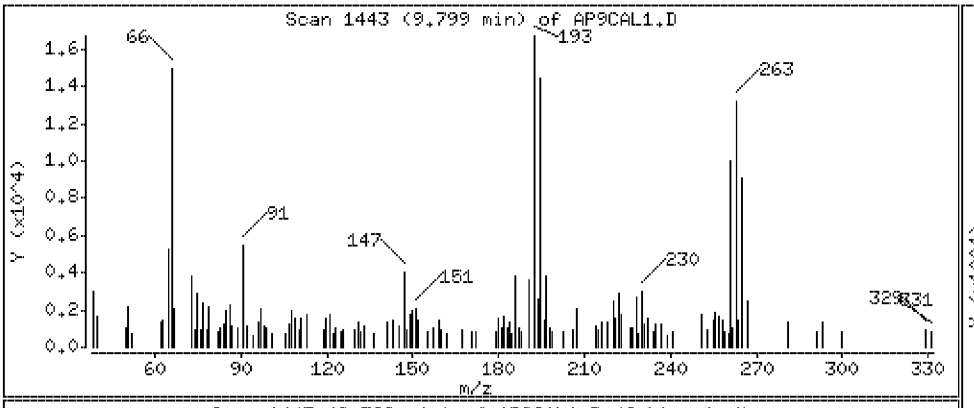

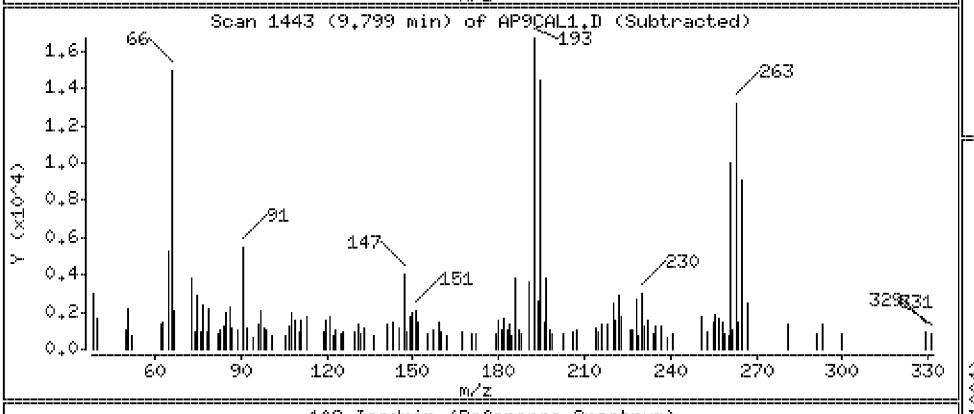

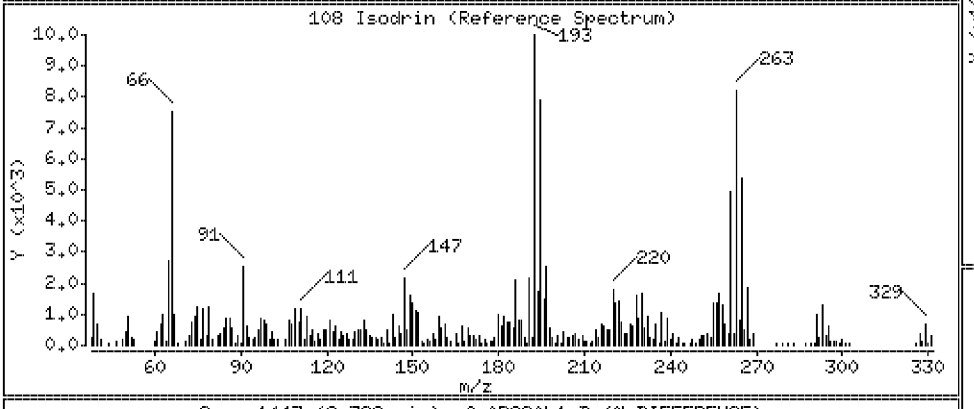

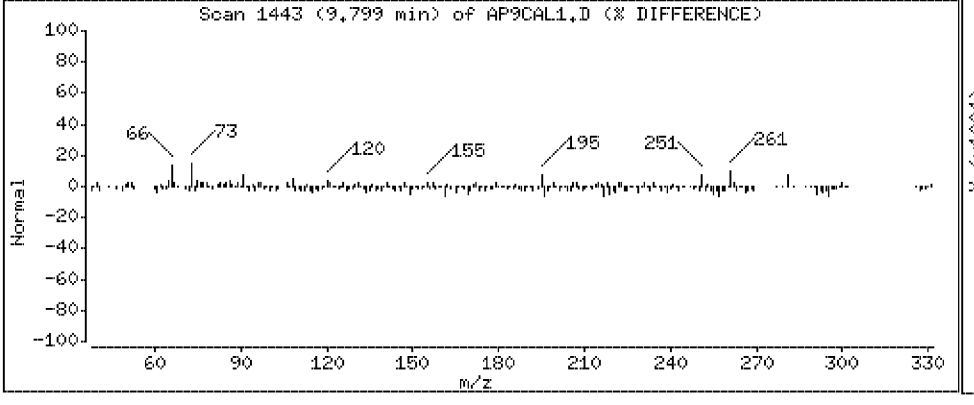

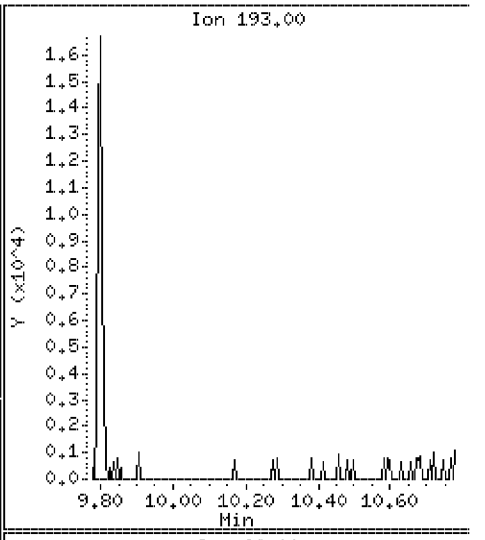

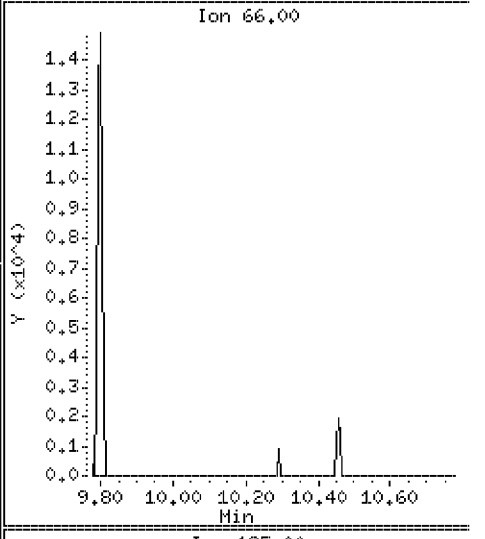

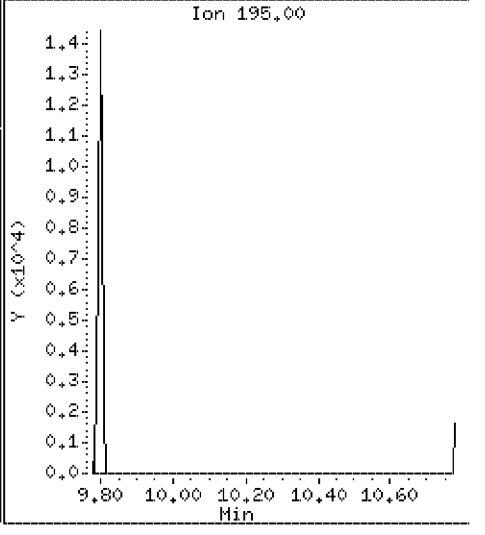

Data File: \\Svecd04\DD\chem\smsd03.i\S3042312.b\AP9CAL1.D

Date : 23-APR-2012 19:28

Client ID: AP9CAL1 Instrument: smsd03.i

Sample Info: 45961

Purge Volume: 1000.0 Operator: PEL

Column phase: HPMS-5 Column diameter: 0.25

113 Aramite Concentration: 3.4 ug/l

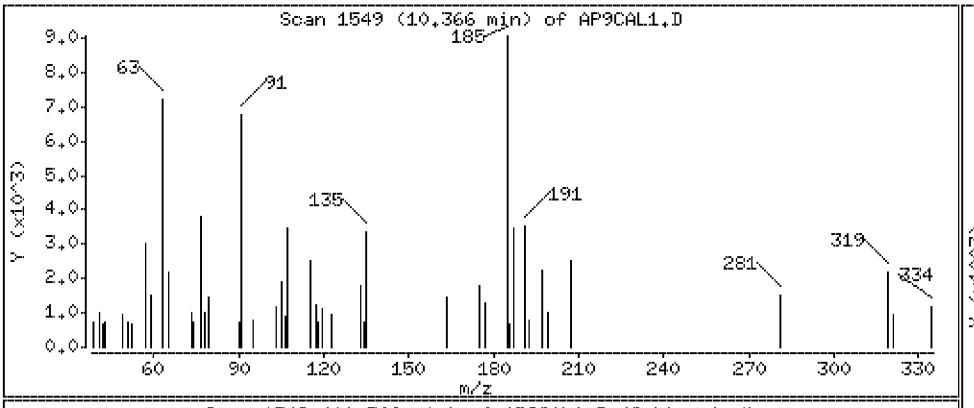

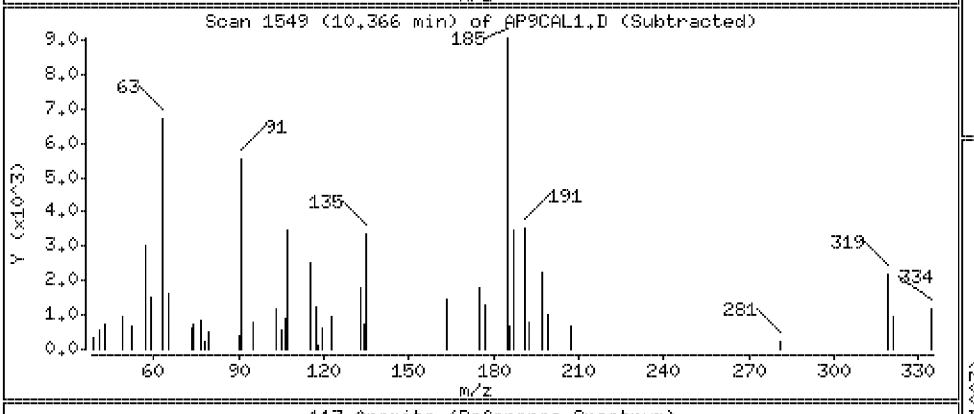

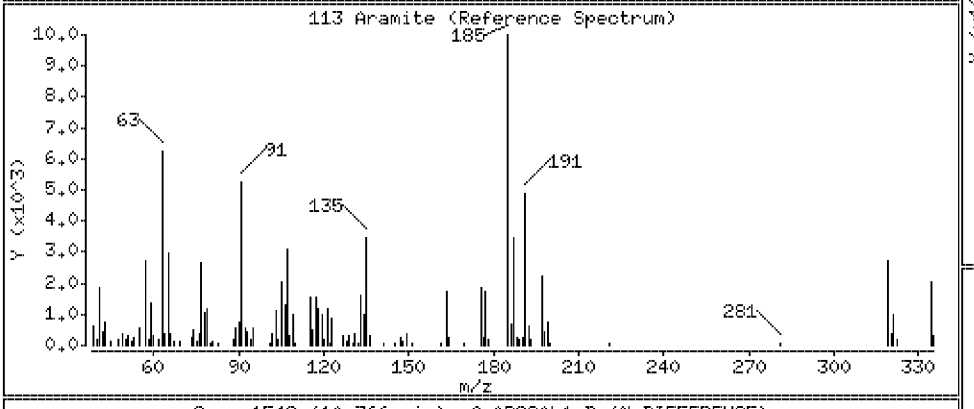

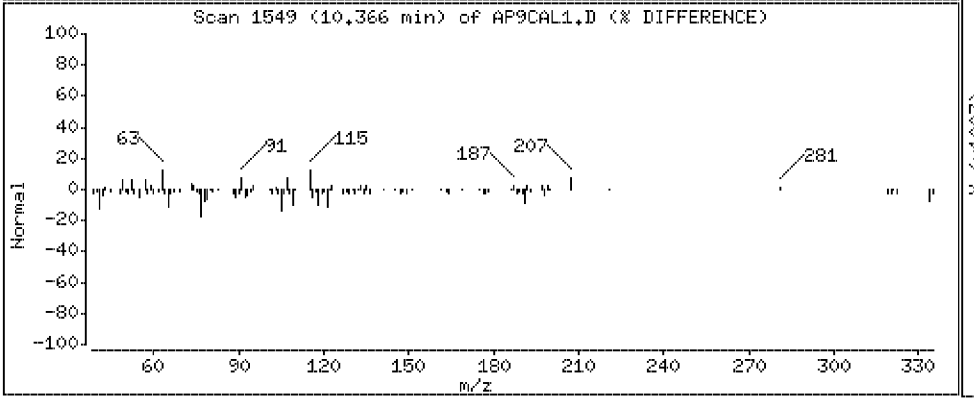

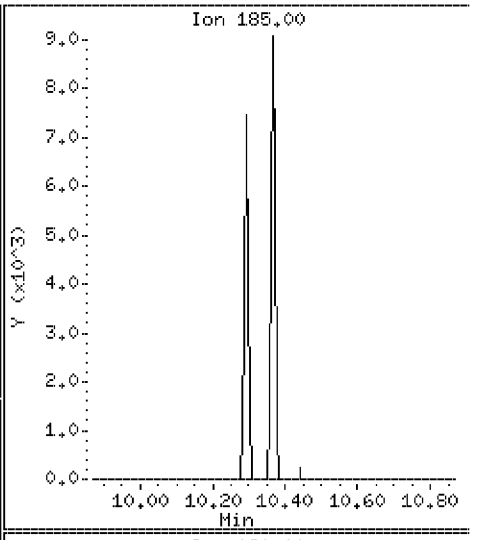

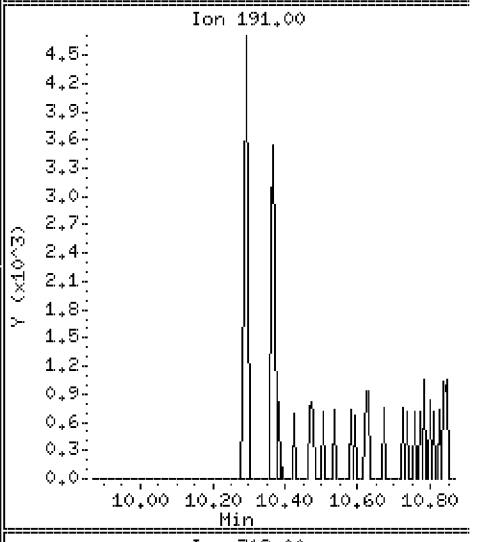

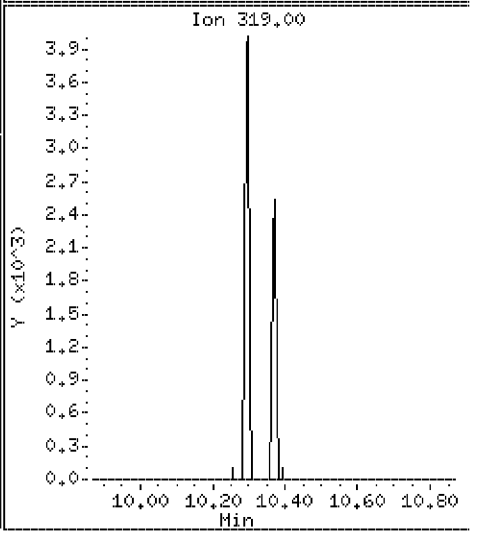

Data File: \\Svecd04\DD\chem\smsd03.i\S3042312.b\AP9CAL1.D

Date : 23-APR-2012 19:28

Client ID: AP9CAL1 | Instrument: smsd03.i

Sample Info: 45961

Purge Volume: 1000.0 | Operator: PEL

Column phase: HPMS-5 | Column diameter: 0.25

114 p-Dimethylamino azobenzene | Concentration: 3.4 ug/l

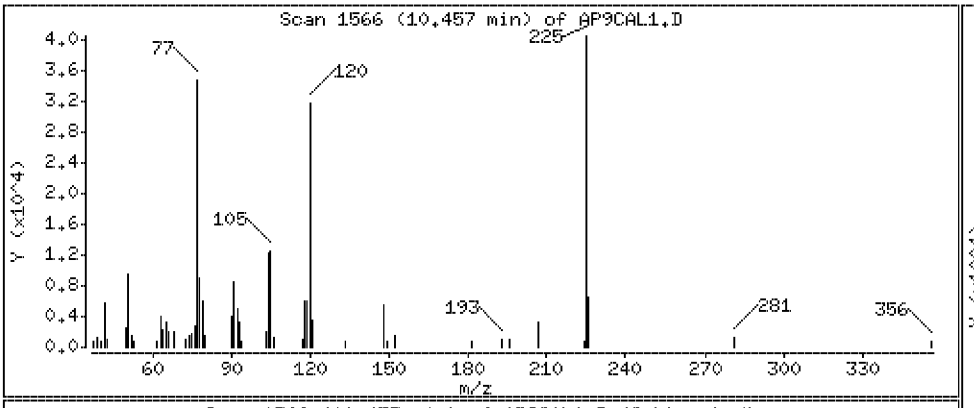

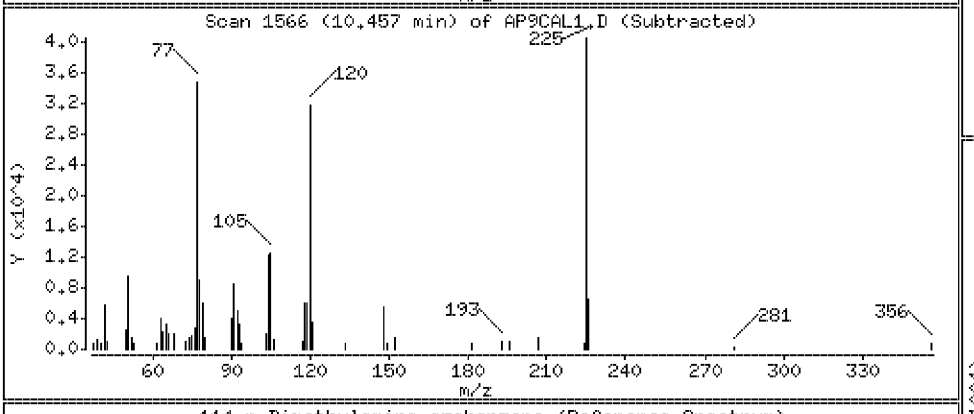

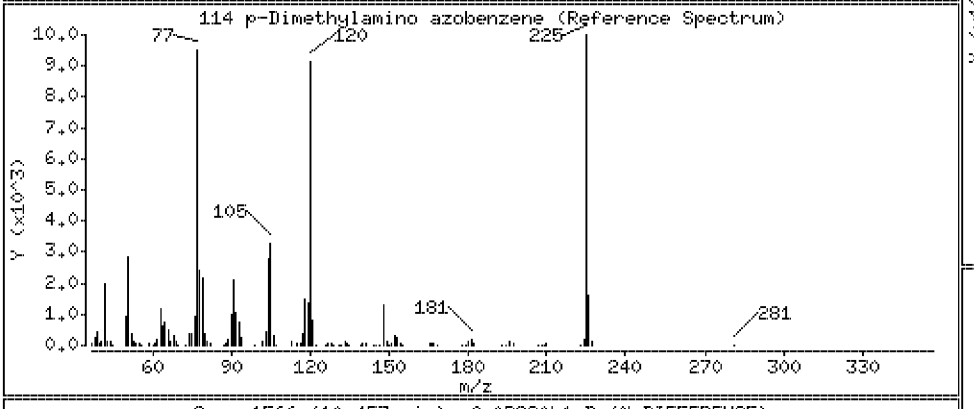

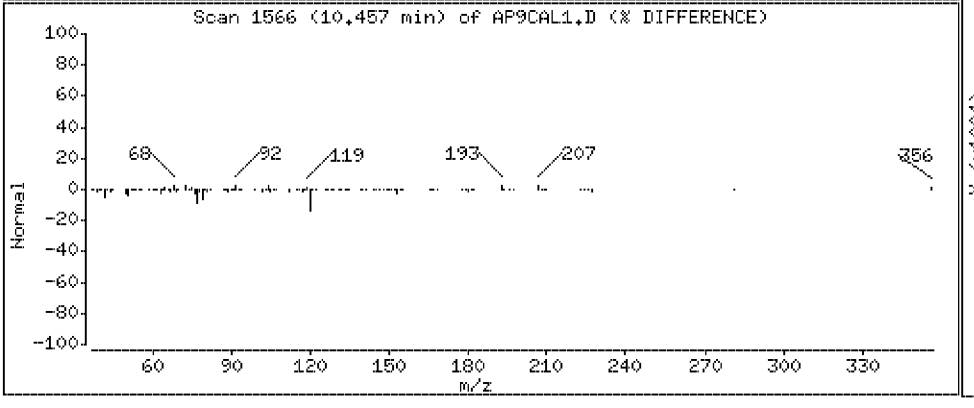

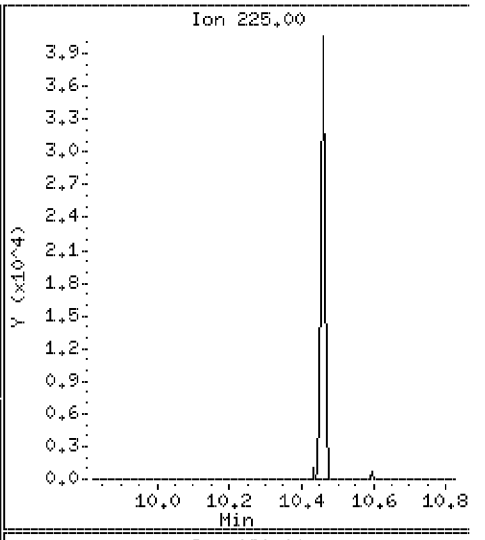

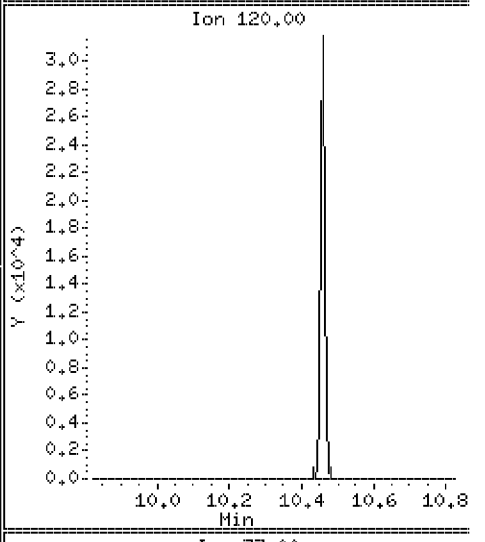

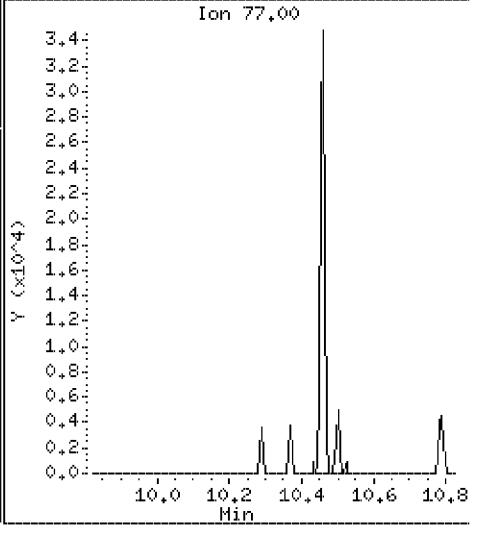

Data File: \\Svecd04\DD\chem\smsd03.i\S3042312.b\AP9CAL1.D

Date : 23-APR-2012 19:28

Client ID: AP9CAL1 Instrument: smsd03.i

Sample Info: 45961

Purge Volume: 1000.0 Operator: PEL

Column phase: HPMS-5 Column diameter: 0.25

115 Chlorobenzilate Concentration: 3.5 ug/l

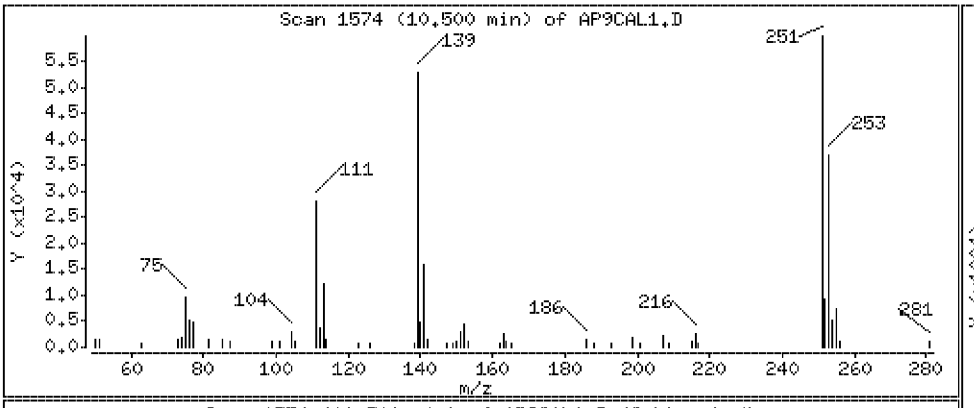

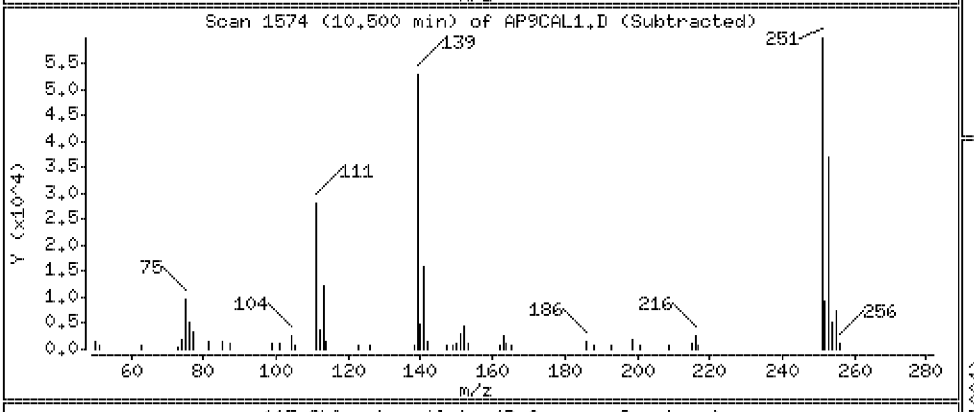

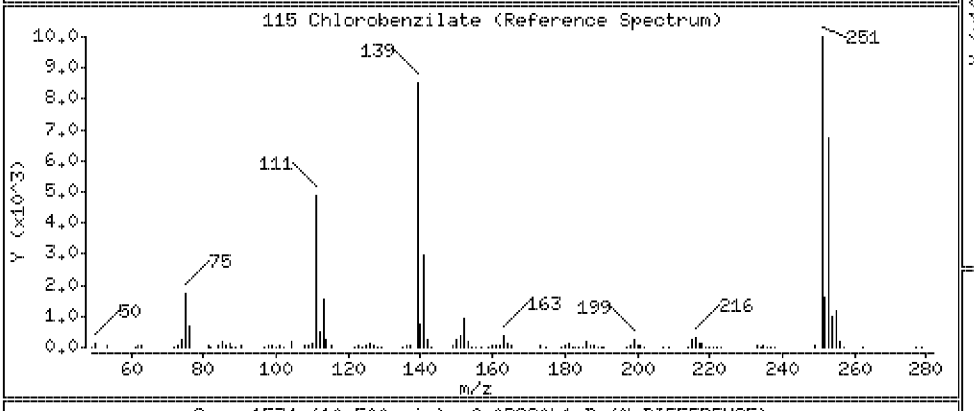

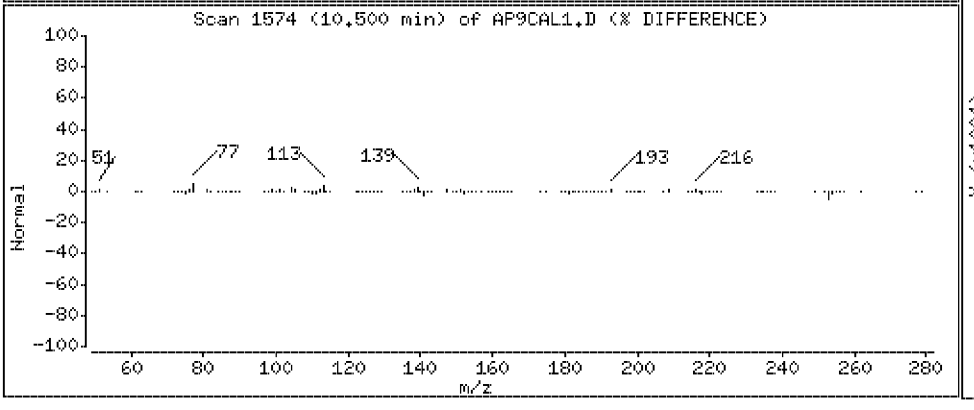

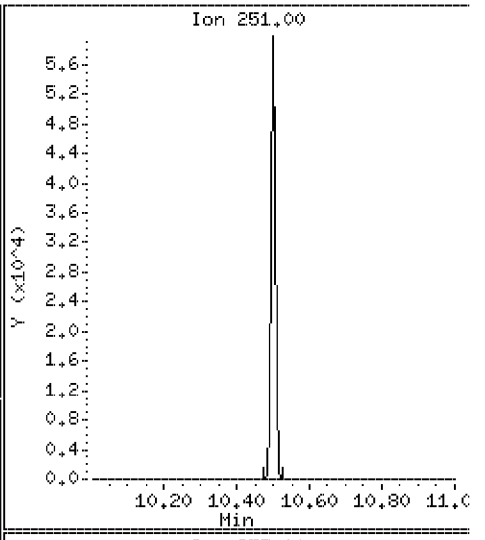

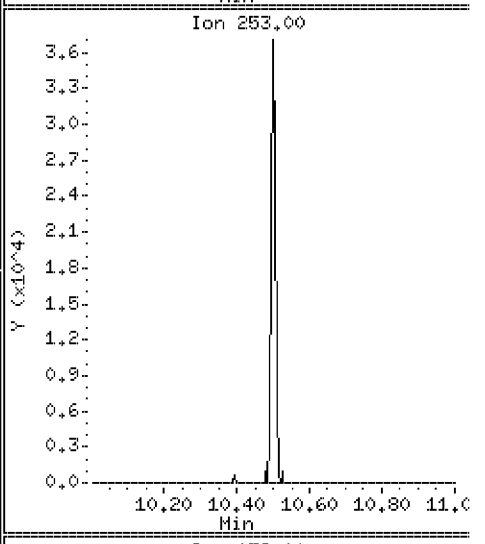

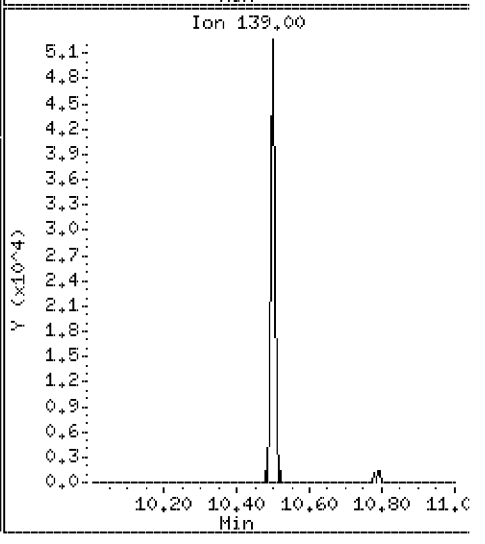

Data File: \\Svecd04\DD\chem\smsd03.i\S3042312.b\AP9CAL1.D

Date : 23-APR-2012 19:28

Client ID: AP9CAL1 Instrument: smsd03.i

Sample Info: 45961

Purge Volume: 1000.0 Operator: PEL

Column phase: HPMS-5 Column diameter: 0.25

116 Kepone Concentration: 3.0 ug/l

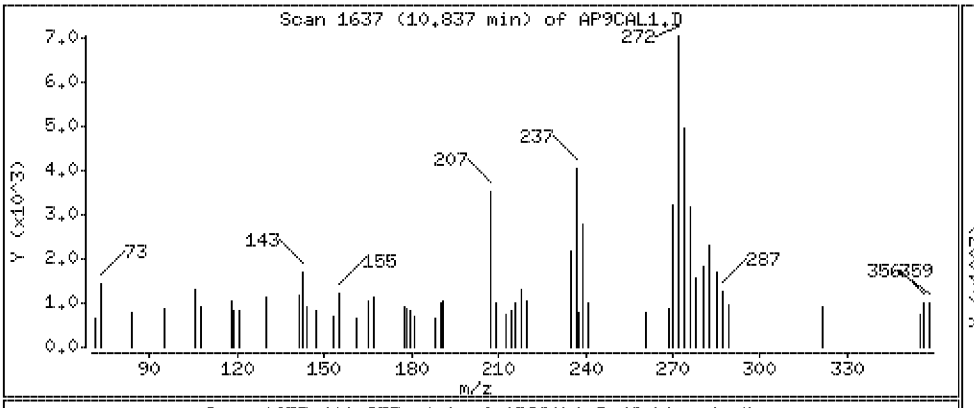

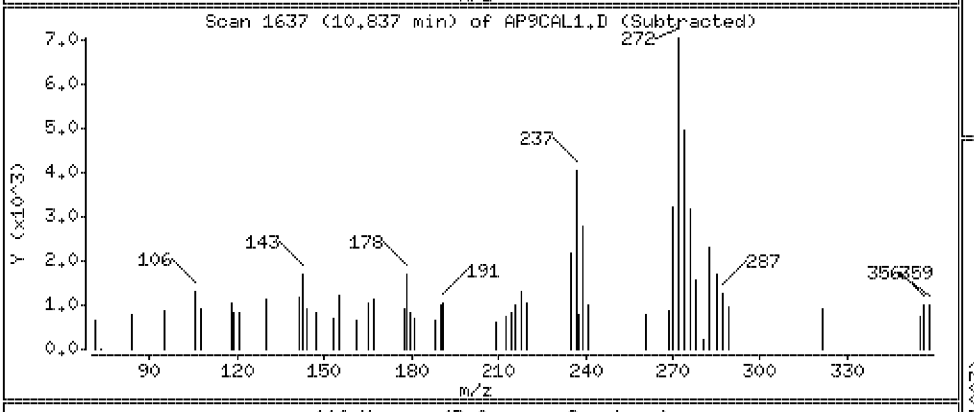

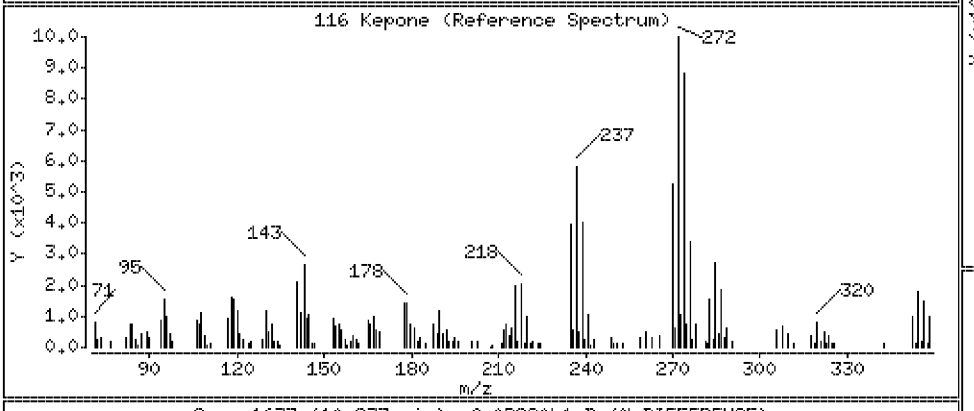

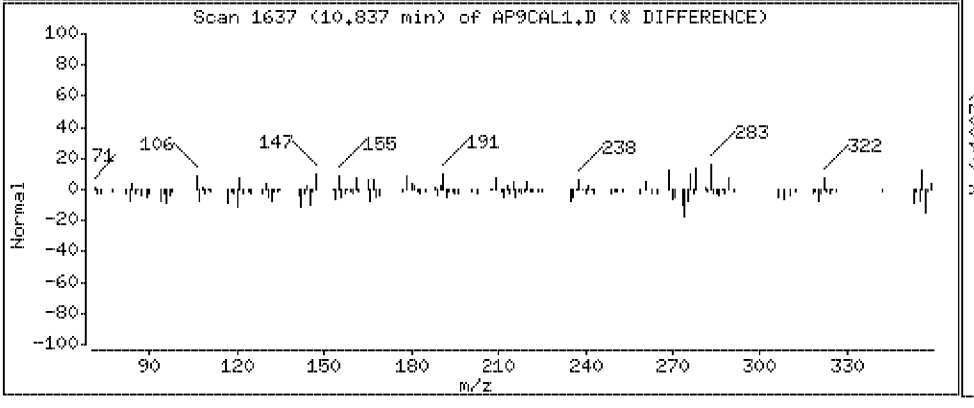

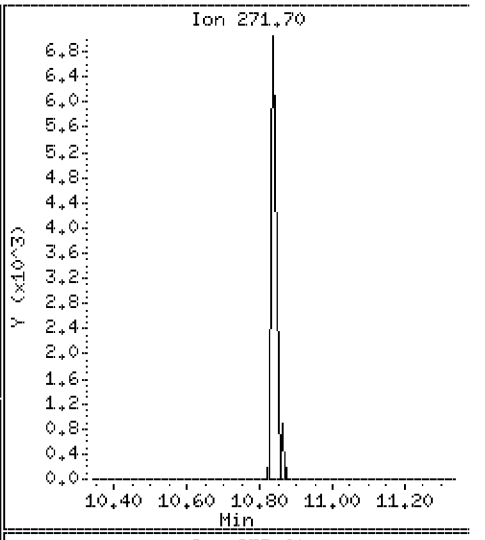

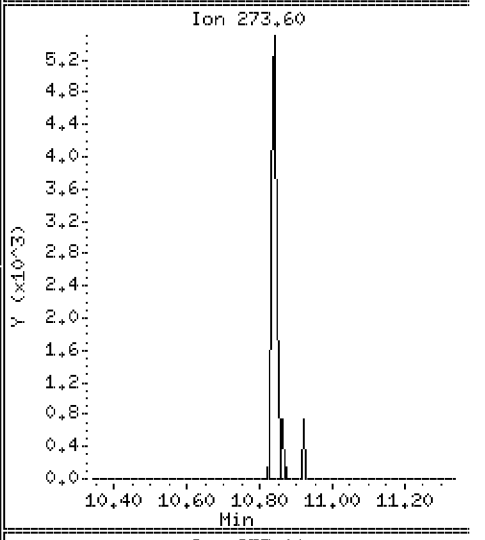

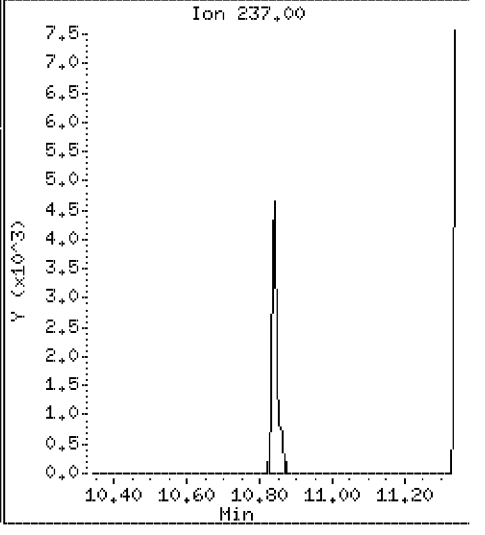

Data File: \\Svecd04\DD\chem\smsd03.i\S3042312.b\AP9CAL1.D

Date : 23-APR-2012 19:28

Client ID: AP9CAL1 Instrument: smsd03.i

Sample Info: 45961

Purge Volume: 1000.0 Operator: PEL

Column phase: HPMS-5 Column diameter: 0.25

117 3,3-Dimethylbenzidine Concentration: 3.7 ug/l

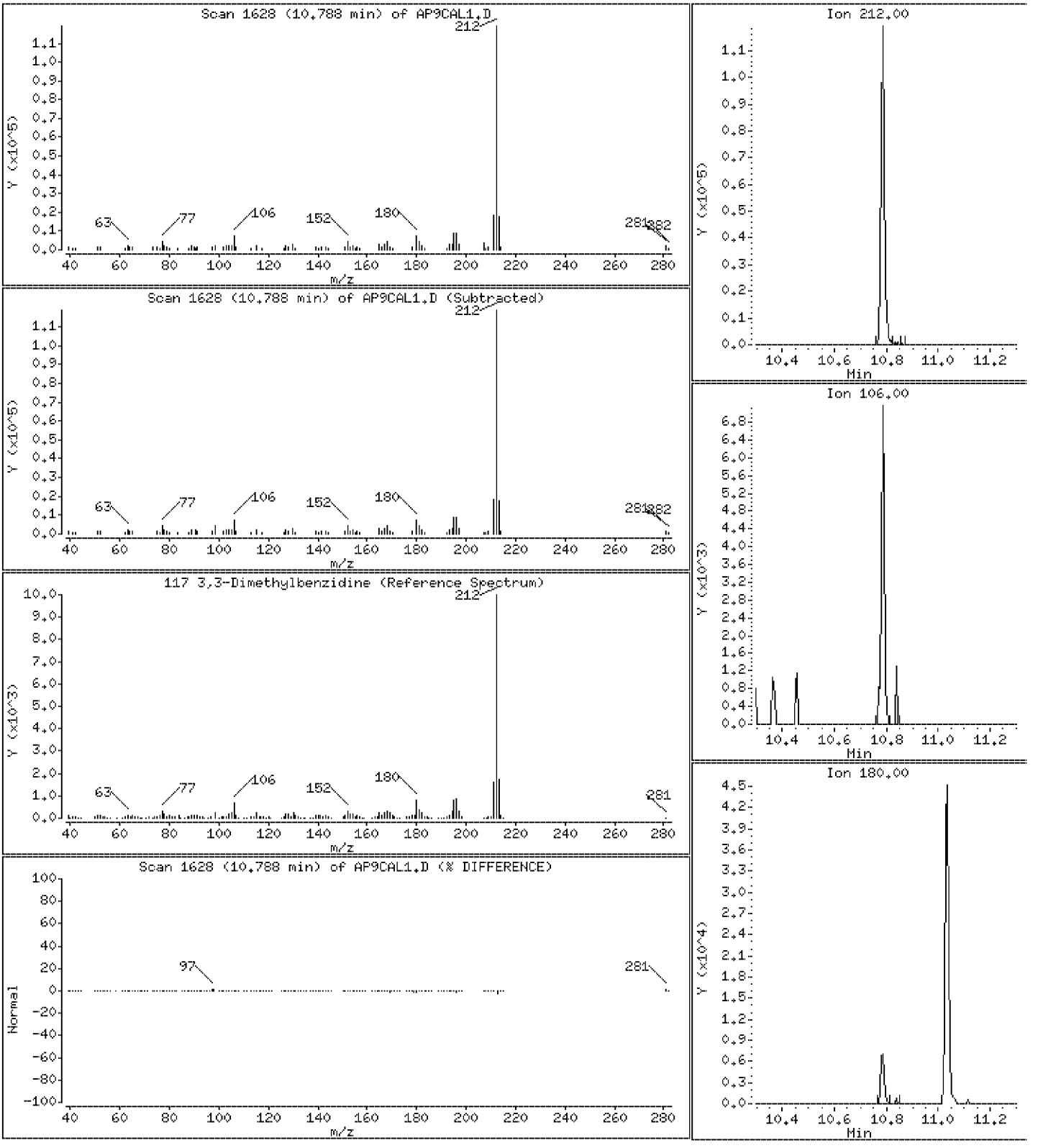

Data File: \\Svecd04\DD\chem\smsd03.i\S3042312.b\AP9CAL1.D

Date : 23-APR-2012 19:28

Client ID: AP9CAL1 | Instrument: smsd03.i

Sample Info: 45961

Purge Volume: 1000.0 | Operator: PEL

Column phase: HPMS-5 | Column diameter: 0.25

119 2-Acetylaminofluorene | Concentration: 3.1 ug/l

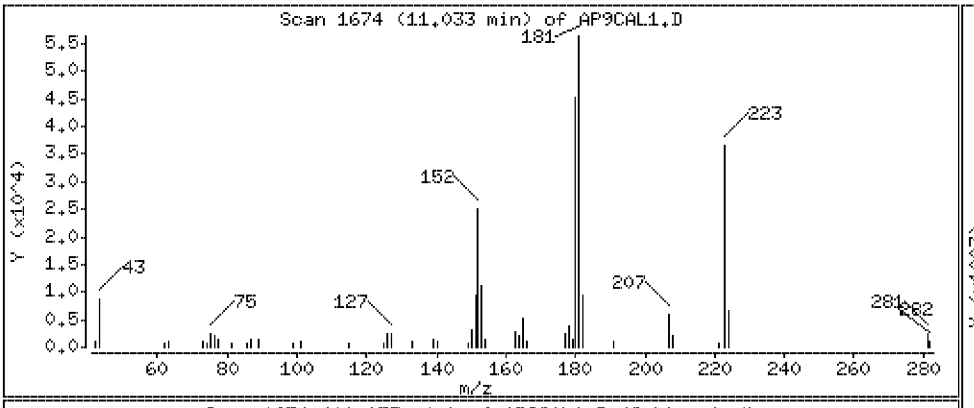

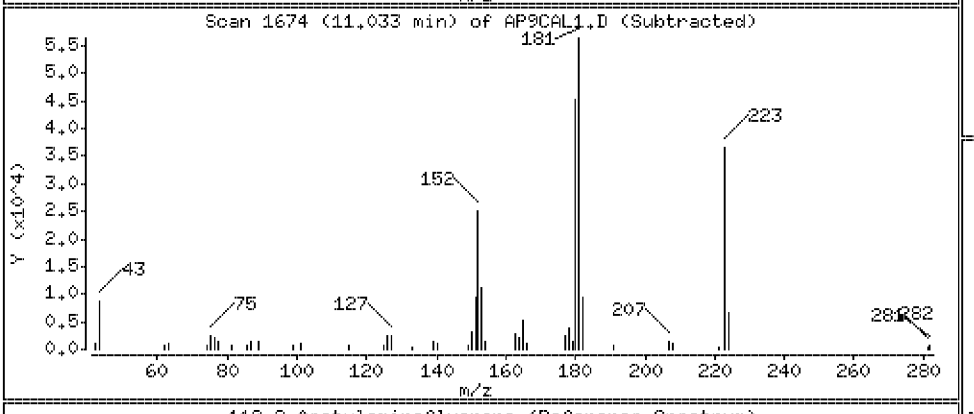

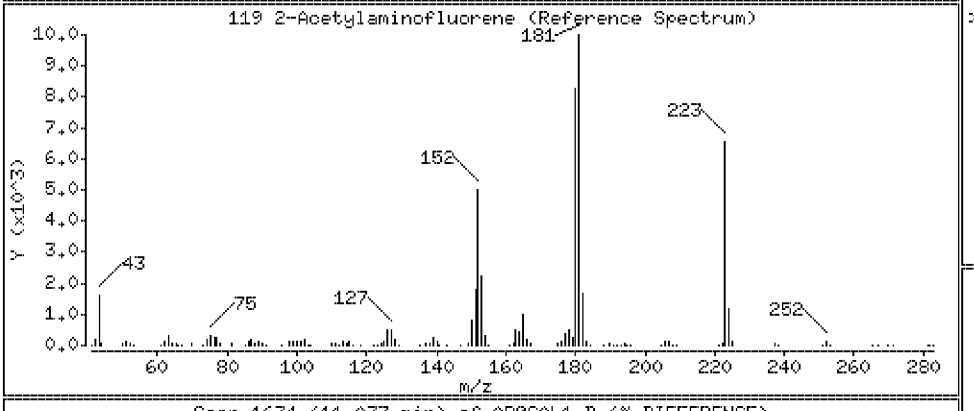

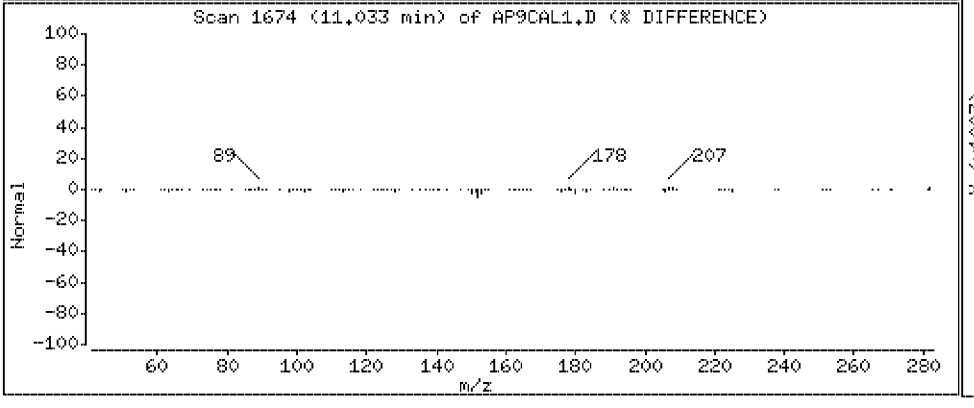

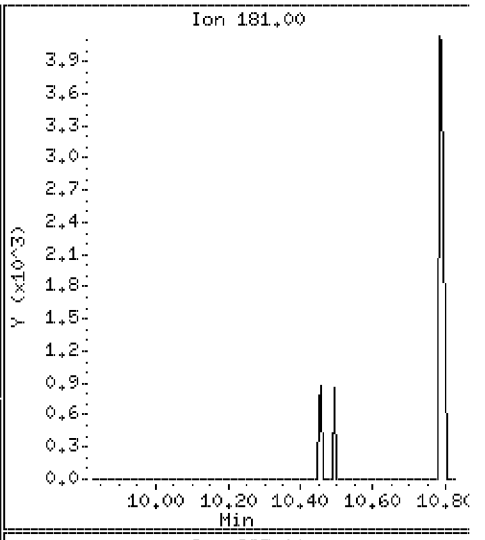

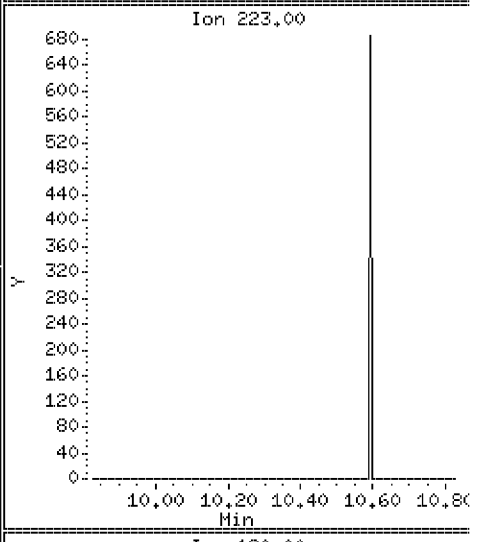

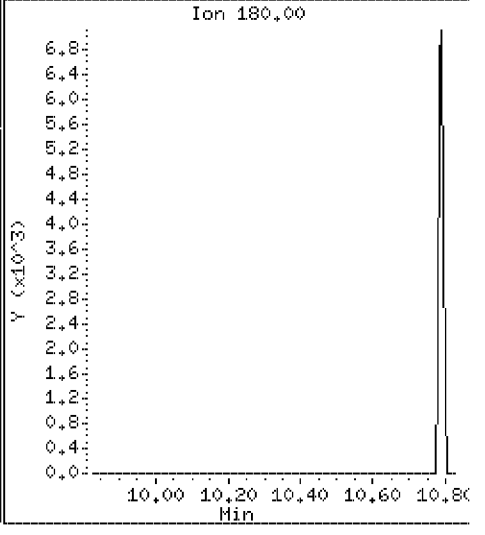

Data File: \\Svecd04\DD\chem\smsd03.i\S3042312.b\AP9CAL1.D

Date : 23-APR-2012 19:28

Client ID: AP9CAL1

Instrument: smsd03.i

Sample Info: 45961

Purge Volume: 1000.0

Operator: PEL

Column phase: HPMS-5

Column diameter: 0.25

126 7,12-Dimethylbenz(a)anthracen

Concentration: 3.4 ug/l

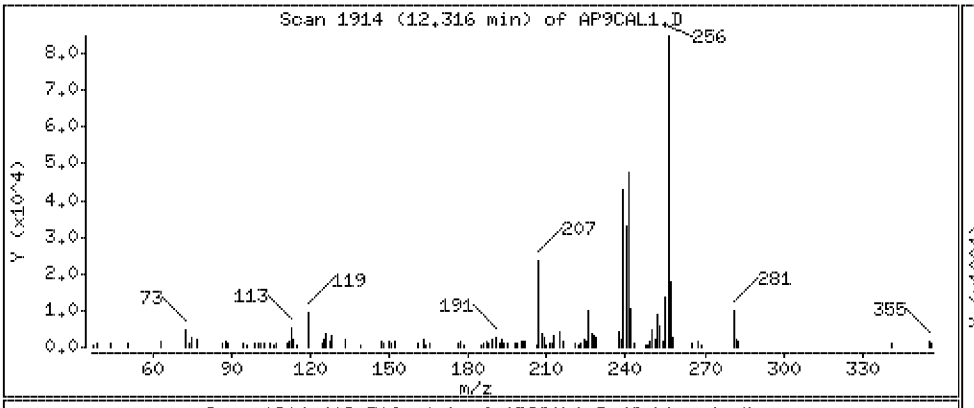

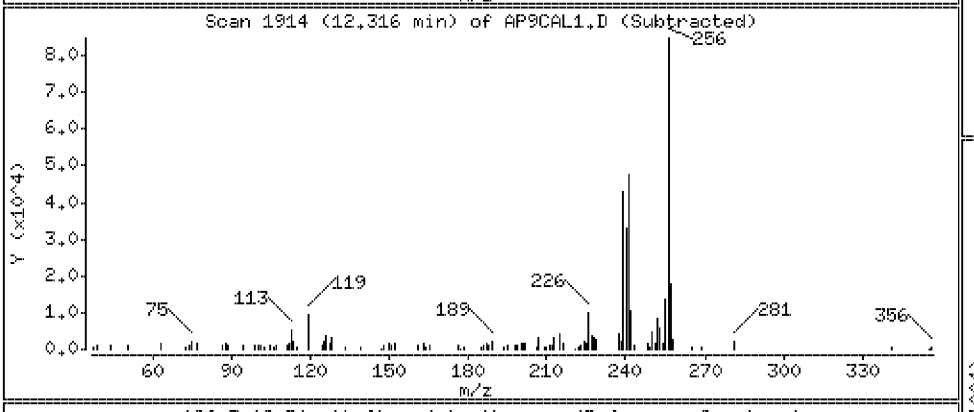

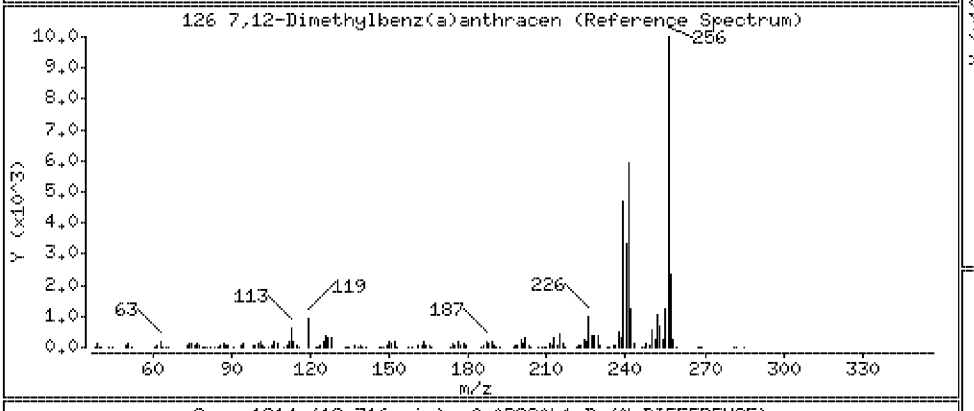

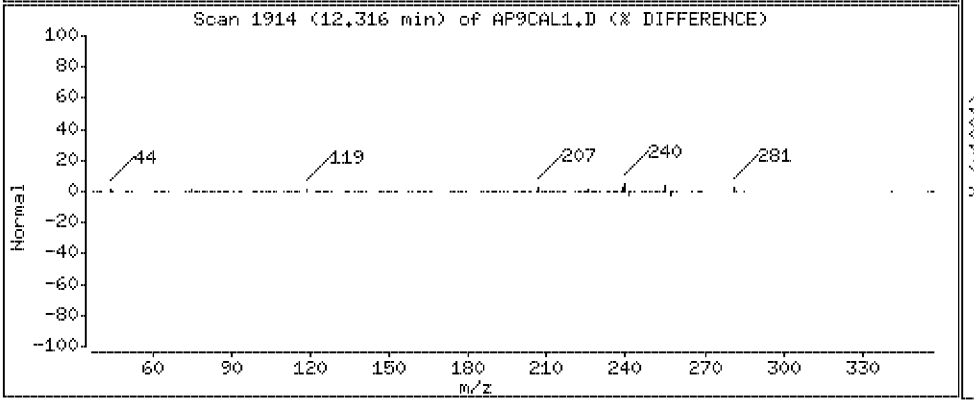

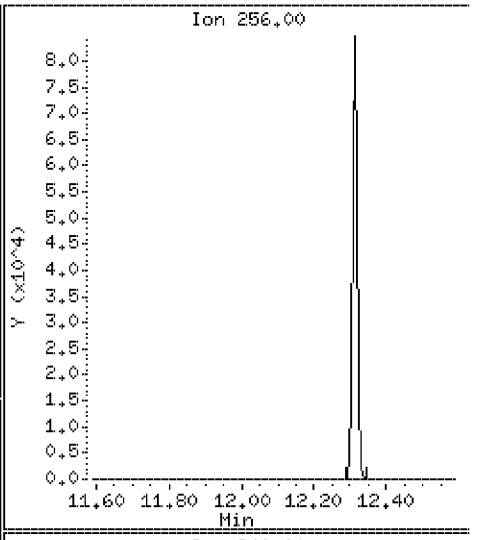

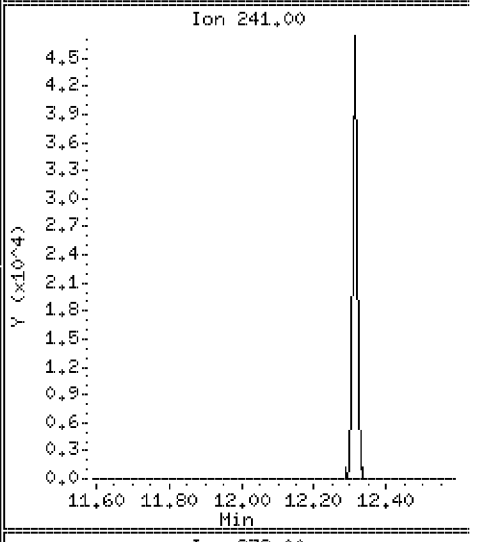

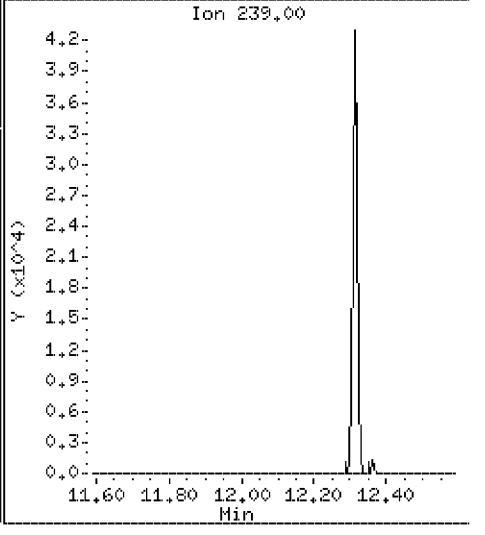

Data File: \\Svecd04\DD\chem\smsd03.i\S3042312.b\AP9CAL1.D

Date : 23-APR-2012 19:28

Client ID: AP9CAL1

Instrument: smsd03.i

Sample Info: 45961

Purge Volume: 1000.0

Operator: PEL

Column phase: HPMS-5

Column diameter: 0.25

131 3-Methylcholanthrene

Concentration: 3.5 ug/l

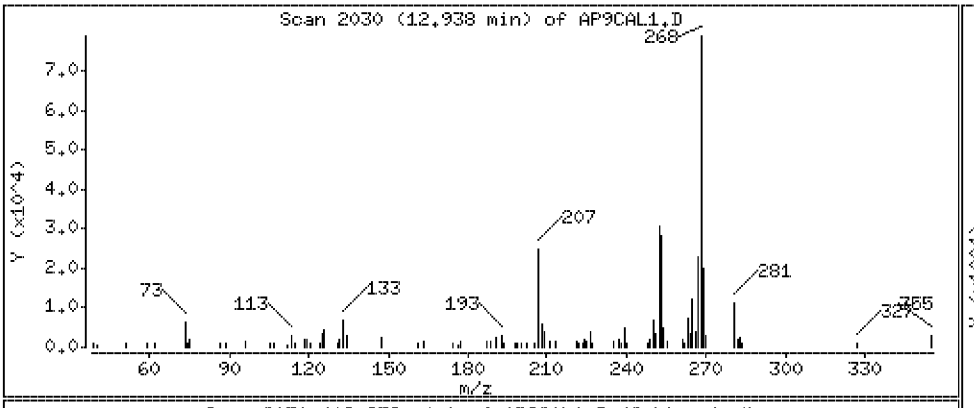

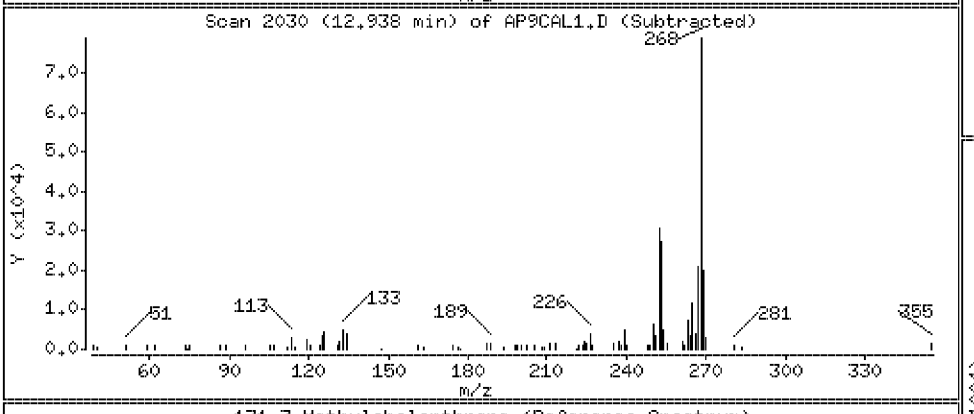

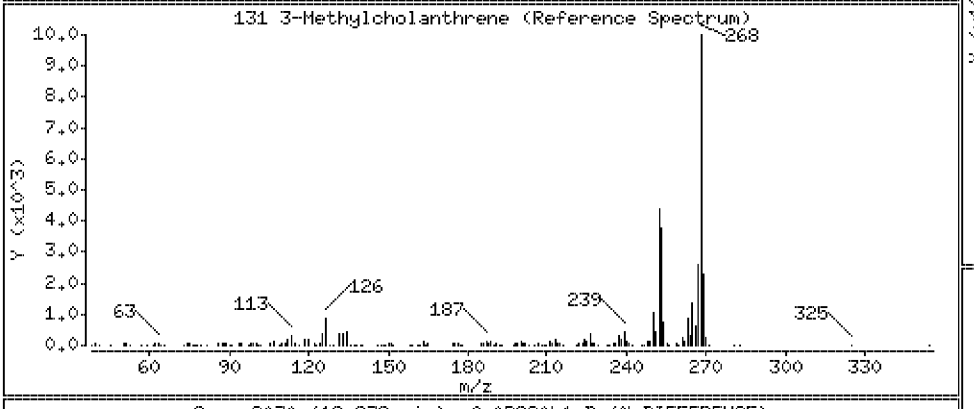

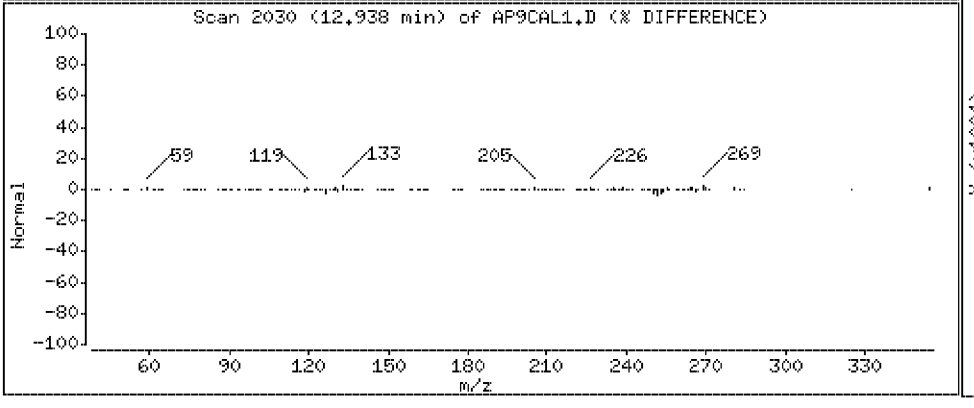

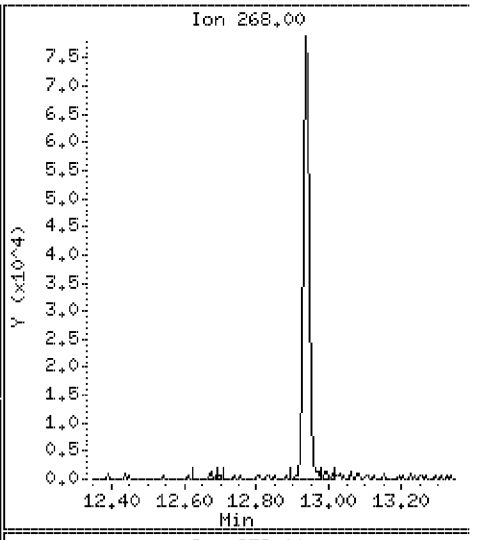

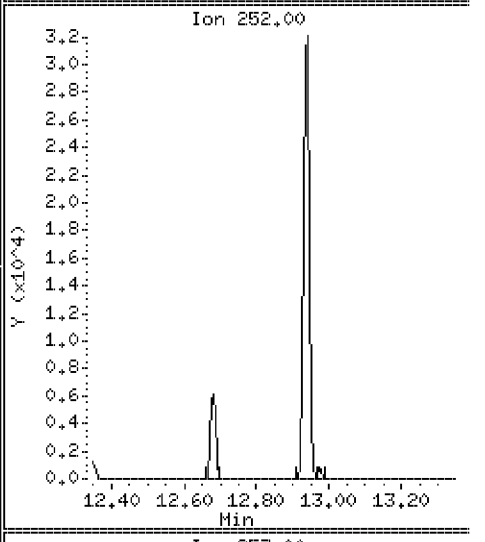

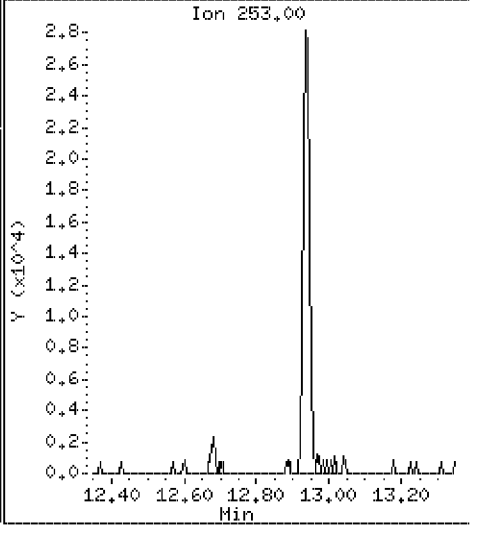

Data File: \\Svecd04\DD\chem\smsd03.i\S3042312.b\AP9CAL1.D

Date : 23-APR-2012 19:28

Client ID: AP9CAL1 | Instrument: smsd03.i

Sample Info: 45961

Purge Volume: 1000.0 | Operator: PEL

Column phase: HPMS-5 | Column diameter: 0.25

132 Dibenz(a,j)acridine | Concentration: 3.7 ug/l

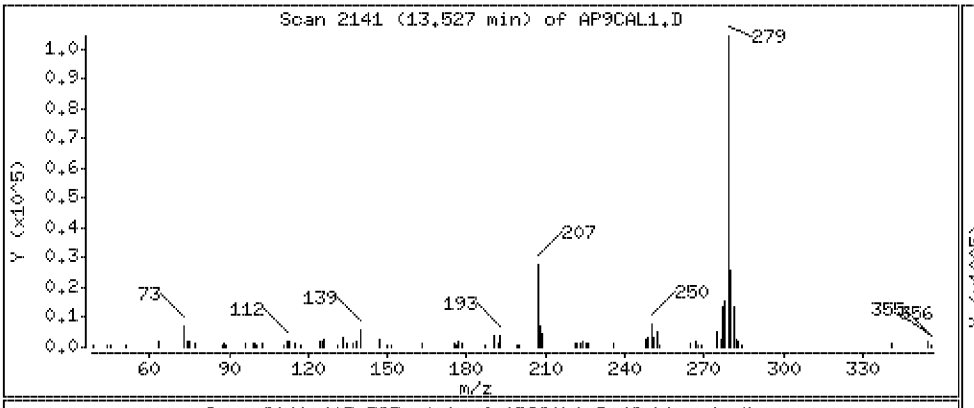

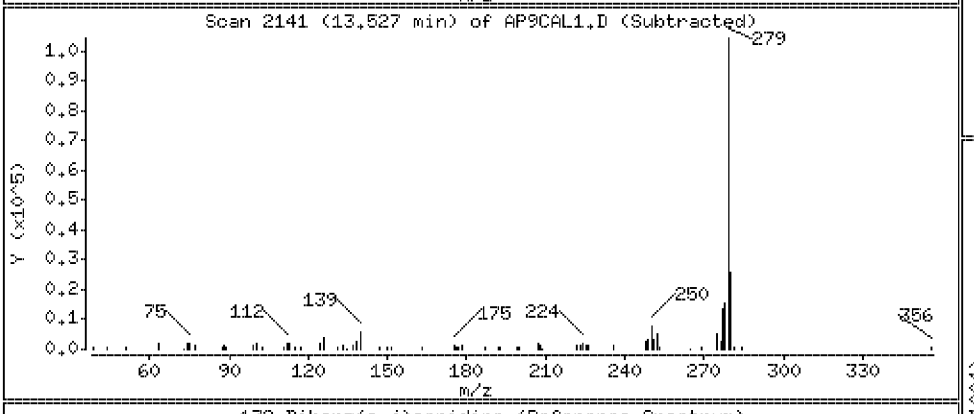

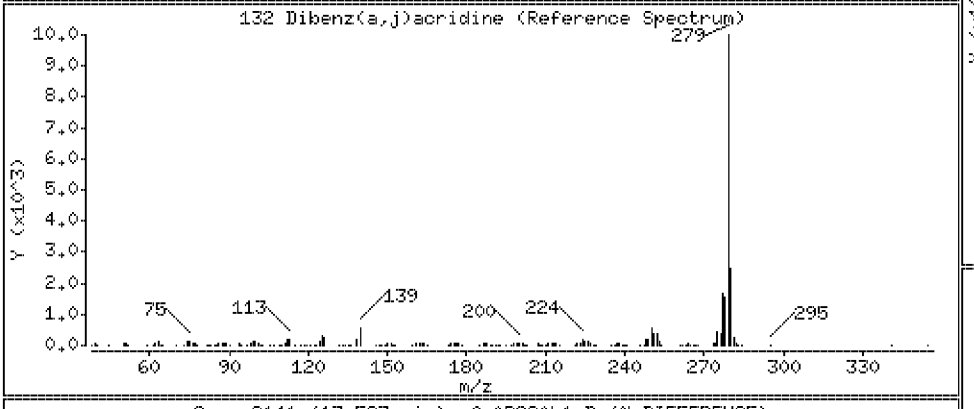

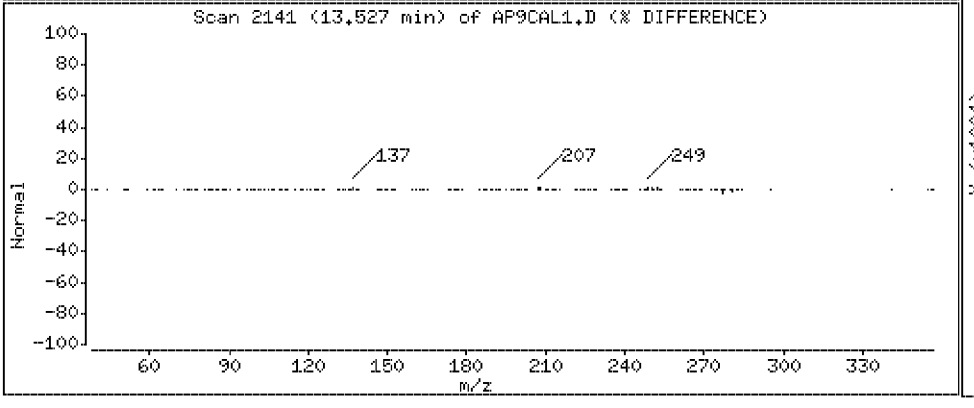

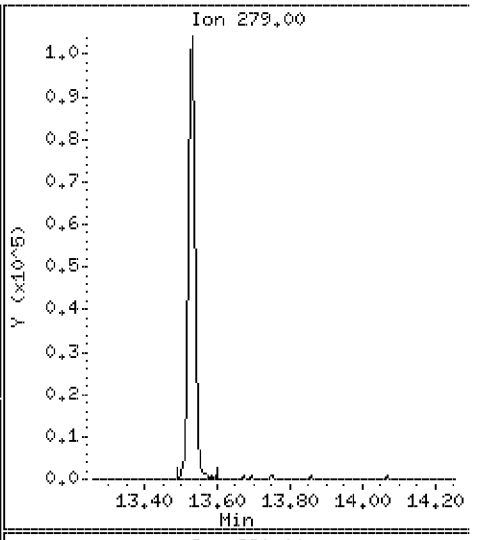

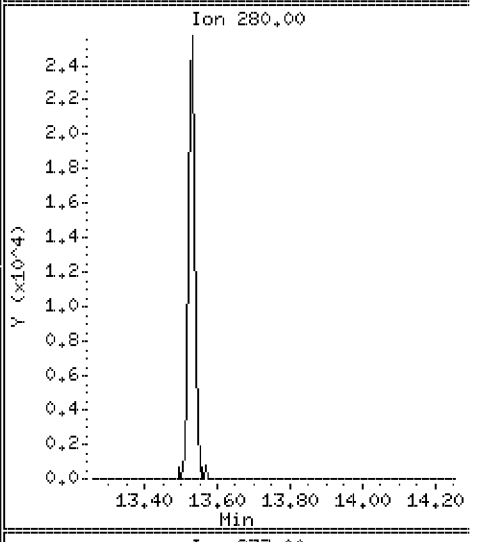

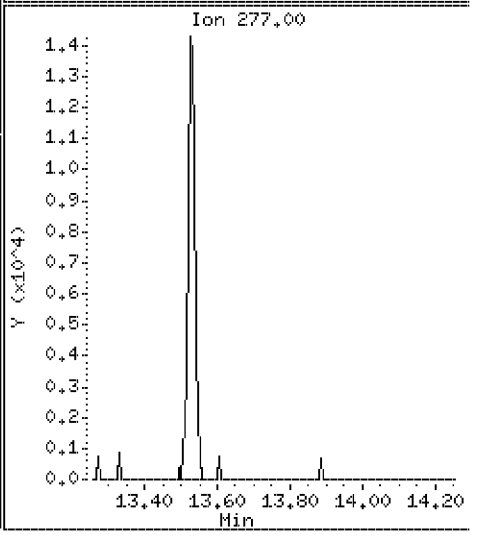

PEL Laboratories, Inc.

Data file : \\Svecd04\DD\chem\smsd03.i\S3042312.b\AP9SEC2.D
Lab Smp Id: 44612 Client Smp ID: AP9SEC
Inj Date : 23-APR-2012 20:15 MS Autotune Date: 12-SEP-2011 18:58
Operator : PEL Inst ID: smsd03.i
Smp Info : 44612
Misc Info :
Comment :
Method : \\Svecd04\DD\chem\smsd03.i\S3042312.b\8270bcs.m
Meth Date : 25-Apr-2012 09:57 mjacobs Quant Type: ISTD
Cal Date : 23-APR-2012 19:04 Cal File: AP9CAL2.D
Als bottle: 26 Continuing Calibration Sample
Dil Factor: 1.00000
Integrator: HP Genie Compound Sublist: ap9cal.sub
Target Version: 4.14 Sample Matrix: WATER

Concentration Formula: Amt * DF * (1/(Vo/1000))*Vf * CpndVariable

Name	Value	Description
DF	1.000	Dilution Factor
Vo	1000.000	Volume of sample extracted (mL)
Vf	1.000	Final Volume
Cpnd Variable		Local Compound Variable

RT	EXP RT	REL RT	MASS	RESPONSE	AMOUNTS CAL-AMT (ug/ml)	AMOUNTS ON-COL (ug/ml)	TARGET RANGE	RATIO
3 2- Picoline						CAS #: 109-06-8		
2.927	3.382	(0.658)	93	494920	45.0000	42.5	70.00- 130.00	100.00
2.927	3.382	(0.658)	66	245436			46.98- 106.98	49.59
2.927	3.382	(0.658)	92	123723			941.44-1001.44	25.00
4 N-Nitrosomethylethylamine						CAS #: 10595-95-6		
3.005	3.005	(0.676)	88	199482	45.0000	40.1	80.00- 120.00	100.00
3.003	3.005	(0.675)	43	94118			16.66- 76.66	47.18
3.004	3.005	(0.676)	42	197231			75.28- 135.28	98.87
5 Methyl Methanesulfonate						CAS #: 66-27-3		
3.238	3.383	(0.728)	80	328169	45.0000	39.9	70.00- 130.00	100.00
3.239	3.383	(0.728)	79	182327			41.30- 101.30	55.56
3.238	3.383	(0.728)	65	91806			390.98- 450.98	27.98
7 N-Nitrosodiethylamine						CAS #: 55-18-5		
3.551	3.383	(0.799)	102	206662	45.0000	42.0	70.00- 130.00	100.00
3.550	3.383	(0.799)	42	142795			4947.35-5007.35	69.10
3.551	3.383	(0.799)	57	86873			172953.97-173013.97	42.04
8 Ethyl Methanesulfonate						CAS #: 62-50-0		
3.789	4.446	(0.852)	79	424155	45.0000	49.7	70.00- 130.00	100.00

RT	EXP RT	REL RT	MASS	RESPONSE	AMOUNTS CAL-AMT (ug/ml)	AMOUNTS ON-COL (ug/ml)	TARGET RANGE	RATIO
8 Ethyl Methanesulfonate (continued)								
3.789	4.446	(0.852)	109	213176			103.08- 163.08	50.26
3.789	4.446	(0.852)	97	79019			71.09- 131.09	18.63
12 Pentachloroethane						CAS #: 76-01-7		
4.206	4.207	(0.946)	167	207359	45.0000	42.6	80.00- 120.00	100.00
4.206	4.207	(0.946)	117	150682			42.54- 102.54	72.67
4.206	4.207	(0.946)	130	88987			11.81- 71.81	42.91
* 18 1,4-Dichlorobenzene-d4						CAS #: 3855-82-1		
4.446	4.448	(1.000)	152	318399	40.0000		80.00- 120.00	100.00
4.446	4.448	(1.000)	115	200687			32.20- 92.20	63.03
4.446	4.448	(1.000)	150	483315			139.77- 199.77	151.80
24 N-Nitrosopyrrolidine						CAS #: 930-55-2		
4.787	4.944	(1.077)	100	234532	45.0000	45.2	70.00- 130.00	100.00
4.787	4.944	(1.077)	41	157536			349.38- 409.38	67.17
4.786	4.944	(1.077)	42	132312			7836.39-7896.39	56.42
25 Acetophenone						CAS #: 98-86-2		
4.801	4.807	(0.856)	105	667468	45.0000	43.8	70.00- 130.00	100.00
4.800	4.807	(0.856)	77	674282			4410.01-4470.01	101.02
4.800	4.807	(0.856)	51	171507			1262.06-1322.06	25.70
27 N-Nitrosomorpholine						CAS #: 59-89-2		
4.817	4.446	(1.084)	56	243293	45.0000	45.8	70.00- 130.00	100.00
4.818	4.446	(1.084)	116	86062			116.25- 176.25	35.37
4.817	4.446	(1.084)	86	172359			171.65- 231.65	70.84
29 o-Toluidine						CAS #: 95-53-4		
4.836	4.814	(1.088)	106	695504	45.0000	41.1	70.00- 130.00	100.00
4.835	4.814	(1.088)	77	171114			36058.41-36118.41	24.60
4.836	4.814	(1.088)	107	515322			76505.71-76565.71	74.09
33 N-Nitrosopiperidine						CAS #: 100-75-4		
5.096	4.798	(0.909)	114	205133	45.0000	44.2	70.00- 130.00	100.00
5.095	4.798	(0.909)	42	232828			3934.42-3994.42	113.50
5.095	4.798	(0.909)	55	123459			491.51- 551.51	60.18
37 o,o,o-Triethylphosphorothioate						CAS #: 126-68-1		
5.338	5.338	(1.201)	198	330916	45.0000	43.2	80.00- 120.00	100.00
5.336	5.338	(1.200)	97	222757			34.93- 94.93	67.32
5.336	5.338	(1.200)	65	177738			24.79- 84.79	53.71
39 a,a-Dimethylphenethylamine						CAS #: 122-09-8		
5.441	5.370	(0.970)	58	802427	45.0000	49.4	70.00- 130.00	100.00
5.442	5.370	(0.970)	91	272309			64.34- 124.34	33.94
5.441	5.370	(0.970)	65	149004			12409.05-12469.05	18.57
* 43 Naphthalene-d8						CAS #: 1146-65-2		
5.608	5.610	(1.000)	136	1066042	40.0000		80.00- 120.00	100.00
5.607	5.610	(1.000)	68	56791			0.00- 35.51	5.33

RT	EXP RT	REL RT	MASS	RESPONSE	AMOUNTS CAL-AMT (ug/ml)	AMOUNTS ON-COL (ug/ml)	TARGET RANGE	RATIO
46 2,6-Dichlorophenol						CAS #: 87-65-0		
5.692	5.691	(1.015)	162	406203	45.0000	45.5	70.00- 130.00	100.00
5.691	5.691	(1.015)	63	305152			8424.37-8484.37	75.12
5.691	5.691	(1.015)	98	108806			164.07- 224.07	26.79
47 Hexachloropropene						CAS #: 1888-71-7		
5.713	5.712	(1.019)	213	490636	45.0000	41.3	80.00- 120.00	100.00
5.713	5.712	(1.019)	215	323976			34.61- 94.61	66.03
5.711	5.712	(1.018)	117	102444			0.00- 50.39	20.88
49 N-Nitrosodi-n-butylamine						CAS #: 924-16-3		
5.993	6.287	(1.069)	84	379397	45.0000	44.2	70.00- 130.00	100.00
5.993	6.287	(1.069)	57	224872			1288.18-1348.18	59.27
5.992	6.287	(1.069)	41	200895			66.46- 126.46	52.95
52 Isosafrole						CAS #: 120-58-1		
6.200	6.619	(1.106)	162	397662	45.0000	46.0	70.00- 130.00	100.00
6.200	6.619	(1.106)	104	299208			0.00- 46.22	75.24
6.200	6.619	(1.106)	131	189122			37.69- 97.69	47.56
56 1,2,4,5-Tetrachlorobenzene						CAS #: 95-94-3		
6.452	6.452	(0.883)	216	600259	45.0000	42.4	80.00- 120.00	100.00
6.452	6.452	(0.883)	214	464120			48.19- 108.19	77.32
6.451	6.452	(0.883)	108	107682			0.00- 47.81	17.94
60 Safrole						CAS #: 94-59-7		
6.702	6.619	(1.195)	162	411144	45.0000	50.7	70.00- 130.00	100.00
6.702	6.619	(1.195)	104	263688			0.00- 46.22	64.14
6.701	6.619	(1.195)	77	167438			0.00- 57.00	40.72
64 1,4-Naphthoquinone						CAS #: 130-15-4		
6.932	6.642	(0.949)	158	357196	45.0000	44.7	70.00- 130.00	100.00
6.931	6.642	(0.949)	102	317015			523.56- 583.56	88.75
6.932	6.642	(0.949)	130	163384			0.00- 46.52	45.74
66 1,3-Dinitrobenzene						CAS #: 99-65-0		
7.069	7.368	(0.968)	168	179544	45.0000	47.5	70.00- 130.00	100.00
7.068	7.368	(0.968)	75	242251			98.40- 158.40	134.93
7.068	7.368	(0.968)	50	138354			177.84- 237.84	77.06
* 70 Acenaphthene-d10						CAS #: 15067-26-2		
7.303	7.305	(1.000)	164	747353	40.0000		80.00- 120.00	100.00
7.303	7.305	(1.000)	162	722735			64.73- 124.73	96.71
7.303	7.305	(1.000)	160	335640			12.46- 72.46	44.91
73 Pentachlorobenzene						CAS #: 608-93-5		
7.467	7.467	(1.022)	250	610300	45.0000	44.2	80.00- 120.00	100.00
7.467	7.467	(1.022)	252	395972			34.92- 94.92	64.88
7.466	7.467	(1.022)	108	169648			0.00- 56.94	27.80
77 1-Naphthylamine						CAS #: 134-32-7		
7.582	7.837	(1.038)	143	779241	45.0000	59.6	70.00- 130.00	100.00
7.582	7.837	(1.038)	115	447705			7143.21-7203.21	57.45

```
                                          AMOUNTS
                                        CAL-AMT   ON-COL
  RT   EXP RT   REL RT   MASS  RESPONSE (ug/ml)  (ug/ml)   TARGET RANGE    RATIO
 ==== ======== ========  ====  ======== =======  =======   ============    =====

   77 1-Naphthylamine (continued)
7.581    7.837 ( 1.038)    89     90884                   2068.79-2128.79    11.66
--------------------------------------------------------------------------------
   78 2,3,4,6-Tetrachlorophenol                     CAS #: 58-90-2
7.635    7.634 ( 1.045)   232    315641 45.0000     41.6  70.00- 130.00   100.00
7.634    7.634 ( 1.045)   168     87785                   42.05- 102.05    27.81
7.634    7.634 ( 1.045)   131    132645                    9.10-  69.10    42.02
--------------------------------------------------------------------------------
   79 2-Naphthylamine                               CAS #: 91-59-8
7.661    7.837 ( 1.049)   143    944794 45.0000     55.2  70.00- 130.00   100.00
7.660    7.837 ( 1.049)   115    555744                  7143.21-7203.21    58.82
7.660    7.837 ( 1.049)   116    208306                  667.96- 727.96    22.05
--------------------------------------------------------------------------------
   83 5-Nitro-ortho-toluidine                       CAS #: 99-55-8
7.857    7.896 ( 1.076)   152    281408 45.0000     42.3  70.00- 130.00   100.00
7.856    7.896 ( 1.076)   106    202615                  505.60- 565.60    72.00
7.855    7.896 ( 1.076)    77    355671                  735.48- 795.48   126.39
--------------------------------------------------------------------------------
   90 1,3,5-Trinitrobenzene                         CAS #: 99-35-4
8.216    8.152 ( 1.125)    75    431515 45.0000     25.4  70.00- 130.00   100.00
8.216    8.152 ( 1.125)    74    262614                   50.14- 110.14    60.86
8.217    8.152 ( 1.125)   213    152461                   40.88- 100.88    35.33
--------------------------------------------------------------------------------
   89 Diallate                                      CAS #: 2303-16-4
8.231    8.081 ( 1.127)    86    403892 45.0000     43.5  70.00- 130.00   100.00(M)
8.231    8.081 ( 1.127)    43    408738                    0.00-  38.70   101.20
8.231    8.081 ( 1.127)   234    277853                    0.00-  39.00    68.79
--------------------------------------------------------------------------------
   92 Phenacetin                                    CAS #: 62-44-2
8.265    8.384 ( 0.944)   109    469033 45.0000     42.9  70.00- 130.00   100.00
8.265    8.384 ( 0.944)   108    537749                   77.38- 137.38   114.65
8.266    8.384 ( 0.944)   179    314523                  133.19- 193.19    67.06
--------------------------------------------------------------------------------
   91 p-Phenylenediamine                            CAS #: 106-50-3
8.265    8.082 ( 0.944)   108    537749 45.0000     44.9  70.00- 130.00   100.00
8.265    8.082 ( 0.943)    80    152247                  1858.68-1918.68    28.31
8.265    8.082 ( 0.943)    53     69020                  5306.16-5366.16    12.83
--------------------------------------------------------------------------------
   97 Pentachloronitrobenzene                       CAS #: 82-68-8
8.590    8.589 ( 0.981)   237    254031 45.0000     45.1  80.00- 120.00   100.00
8.590    8.589 ( 0.981)   295     95645                    7.36-  67.36    37.65
8.589    8.589 ( 0.980)   142    179807                   42.99- 102.99    70.78
--------------------------------------------------------------------------------
   98 4-Aminobiphenyl                               CAS #: 92-67-1
8.576    8.584 ( 0.979)   169   1151552 45.0000     42.5  70.00- 130.00   100.00
8.576    8.584 ( 0.979)   168    263488                    0.00-  49.63    22.88
8.576    8.584 ( 0.979)   115    139998                    0.00-  40.98    12.16
--------------------------------------------------------------------------------
   99 Pronamide                                     CAS #: 23950-58-5
8.632    8.781 ( 0.985)   173    621945 45.0000     46.1  70.00- 130.00   100.00
8.632    8.781 ( 0.985)   175    392058                  2051.90-2111.90    63.04
8.632    8.781 ( 0.985)   145    237175                   63.94- 123.94    38.13
--------------------------------------------------------------------------------
```

```
                                          AMOUNTS
                                        CAL-AMT   ON-COL
  RT   EXP RT   REL RT   MASS  RESPONSE (ug/ml)  (ug/ml)   TARGET RANGE    RATIO
 ==== ======== ========  ====  ======== =======  =======   ============    =====

* 100 Phenanthrene-d10                                   CAS #: 1517-22-2
8.760    8.761 ( 1.000)   188   1568959 40.0000           80.00- 120.00   100.00
8.759    8.761 ( 1.000)    94    102260                    0.00-  36.35     6.52
8.759    8.761 ( 1.000)    80    135381                    0.00-  37.82     8.63
-------------------------------------------------------------------------------
  102 Dinoseb                                           CAS #: 88-85-7
8.755    8.753 ( 0.999)   211    414002 45.0000     46.2  80.00- 120.00   100.00
8.754    8.753 ( 0.999)   163    160993                    7.77-  67.77    38.89
8.754    8.753 ( 0.999)   117     95143                    0.00-  52.05    22.98
-------------------------------------------------------------------------------
  106 4-Nitroquinoline-1-oxide                          CAS #: 56-57-5
9.544    9.334 ( 1.089)   174     16323 45.0000     42.8  70.00- 130.00   100.00(Q)
9.543    9.334 ( 1.089)   128     38260                 429.24- 489.24   234.39
9.543    9.334 ( 1.089)   101     65317                 988.96-1048.96   400.15
-------------------------------------------------------------------------------
  107 Methapyrilene                                     CAS #: 91-80-5
9.610   10.322 ( 1.097)    97    360479 45.0000      686  70.00- 130.00   100.00(A)
9.610   10.322 ( 1.097)    58    362230                   11.52-  71.52   100.49
9.611   10.322 ( 1.097)   191     58184                    0.00-  52.18    16.14
-------------------------------------------------------------------------------
  108 Isodrin                                           CAS #: 465-73-6
9.802   10.279 ( 1.119)   193    229599 45.0000     48.0  70.00- 130.00   100.00
9.800   10.279 ( 1.119)    66    213259                17952.44-18012.44    92.88
9.802   10.279 ( 1.119)   195    197514                1135.23-1195.23    86.03
-------------------------------------------------------------------------------
  113 Aramite                                           CAS #: 140-57-8
10.368  10.370 ( 0.913)   185    207502 45.0000     43.5  80.00- 120.00   100.00(M)
10.368  10.370 ( 0.913)   191    100848                   21.78-  81.78    48.60
10.298  10.370 ( 0.907)   319     73797                    6.67-  66.67    35.56
-------------------------------------------------------------------------------
  114 p-Dimethylamino azobenzene                        CAS #: 60-11-7
10.461  10.323 ( 0.921)   225    532549 45.0000     45.3  70.00- 130.00   100.00
10.460  10.323 ( 0.921)   120    506135                   99.50- 159.50    95.04
10.460  10.323 ( 0.921)    77    551341                    9.48-  69.48   103.53
-------------------------------------------------------------------------------
  115 Chlorobenzilate                                   CAS #: 510-15-6
10.504  10.503 ( 0.925)   251    789166 45.0000     43.4  80.00- 120.00   100.00
10.504  10.503 ( 0.925)   253    518902                   35.78-  95.78    65.75
10.503  10.503 ( 0.925)   139    721251                   60.72- 120.72    91.39
-------------------------------------------------------------------------------
  116 Kepone                                            CAS #: 143-50-0
10.843  10.840 ( 0.955)   272    137002 45.0000     44.1  80.00- 120.00   100.00(QM)
10.843  10.840 ( 0.955)   274     98845                   51.74- 111.74    72.15
10.843  10.840 ( 0.955)   237    135237                    0.00-  59.52    98.71
-------------------------------------------------------------------------------
  117 3,3-Dimethylbenzidine                             CAS #: 119-93-7
10.793  10.799 ( 0.951)   212   1429275 45.0000     40.0  70.00- 130.00   100.00
10.791  10.799 ( 0.950)   106     99455                 2299.94-2359.94     6.96
10.792  10.799 ( 0.951)   180    107930                    6.44-  66.44     7.55
-------------------------------------------------------------------------------
  119 2-Acetylaminofluorene                             CAS #: 53-96-3
11.041  10.324 ( 0.972)   181    892960 45.0000     43.4  70.00- 130.00   100.00
11.042  10.324 ( 0.973)   223    581651                 491.83- 551.83    65.14
```

RT	EXP RT	REL RT	MASS	RESPONSE	AMOUNTS CAL-AMT (ug/ml)	AMOUNTS ON-COL (ug/ml)	TARGET RANGE	RATIO
119 2-Acetylaminofluorene (continued)								
11.041	10.324	(0.972)	180	774221			639.65- 699.65	86.70
* 121 Chrysene-d12						CAS #: 1719-03-5		
11.354	11.359	(1.000)	240	1997141	40.0000		80.00- 120.00	100.00
11.353	11.359	(1.000)	120	107489			0.00- 36.38	5.38
11.354	11.359	(1.000)	236	531644			0.00- 57.06	26.62
126 7,12-Dimethylbenz(a)anthracen						CAS #: 57-97-6		
12.322	12.088	(0.972)	256	1332892	45.0000	46.7	70.00- 130.00	100.00
12.321	12.088	(0.972)	241	758937			77.87- 137.87	56.94
12.321	12.088	(0.972)	239	615871			73.24- 133.24	46.21
* 130 Perylene-d12						CAS #: 1520-96-3		
12.680	12.682	(1.000)	264	2004107	40.0000		80.00- 120.00	100.00
12.680	12.682	(1.000)	260	493813			0.00- 54.80	24.64
12.679	12.682	(1.000)	265	455782			0.00- 53.39	22.74
131 3-Methylcholanthrene						CAS #: 56-49-5		
12.947	12.847	(1.021)	268	1452809	45.0000	45.2	70.00- 130.00	100.00
12.947	12.847	(1.021)	252	644893			13.23- 73.23	44.39
12.947	12.847	(1.021)	253	542746			6.61- 66.61	37.36
132 Dibenz(a,j)acridine						CAS #: 224-42-0		
13.539	13.755	(1.068)	279	2064924	45.0000	44.7	70.00- 130.00	100.00
13.539	13.755	(1.068)	280	504879			0.00- 41.79	24.45
13.539	13.755	(1.068)	277	323026			93.47- 153.47	15.64

QC Flag Legend

A - Target compound detected but, quantitated amount exceeded maximum amount.
Q - Qualifier signal failed the ratio test.
M - Compound response manually integrated.

Data File: \\Svecd04\DD\chem\smsd03.i\S3042312.b\AP9SEC2.D
Date : 23-APR-2012 20:15
Client ID: AP9SEC
Sample Info: 44612
Purge Volume: 1000.0
Column phase: HPMS-5

Instrument: smsd03.i
Operator: PEL
Column diameter: 0.25

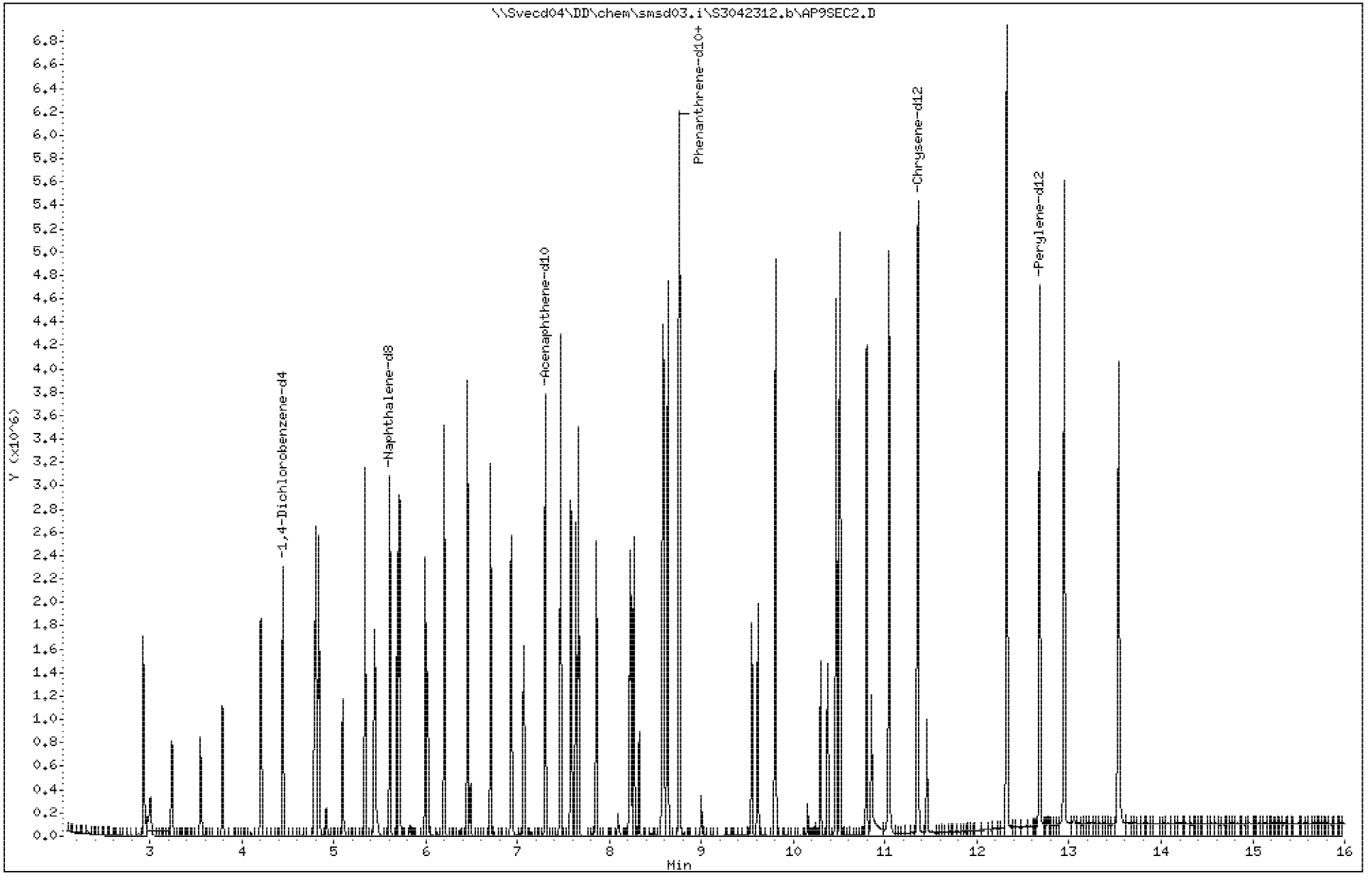

1699

3505892

Data File: \\Svecd04\DD\chem\smsd03.i\S3042312.b\AP9SEC2.D

Date : 23-APR-2012 20:15

Client ID: AP9SEC

Instrument: smsd03.i

Sample Info: 44612

Purge Volume: 1000.0

Operator: PEL

Column phase: HPMS-5

Column diameter: 0.25

3 2- Picoline

Concentration: 42.5 ug/l

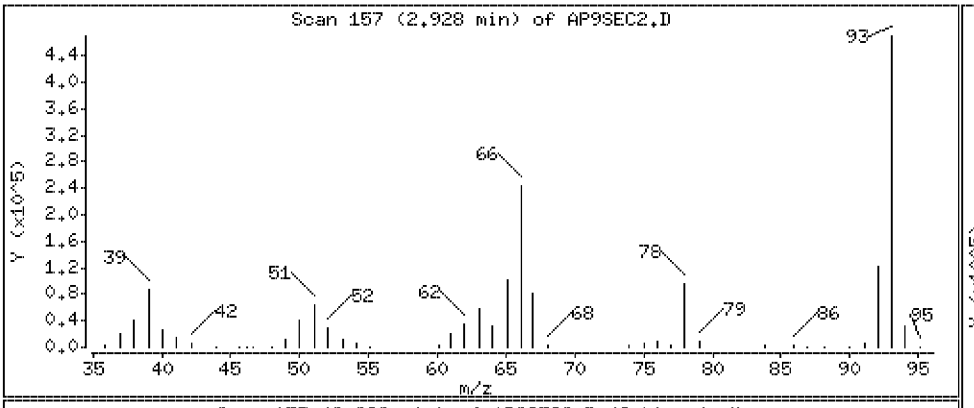

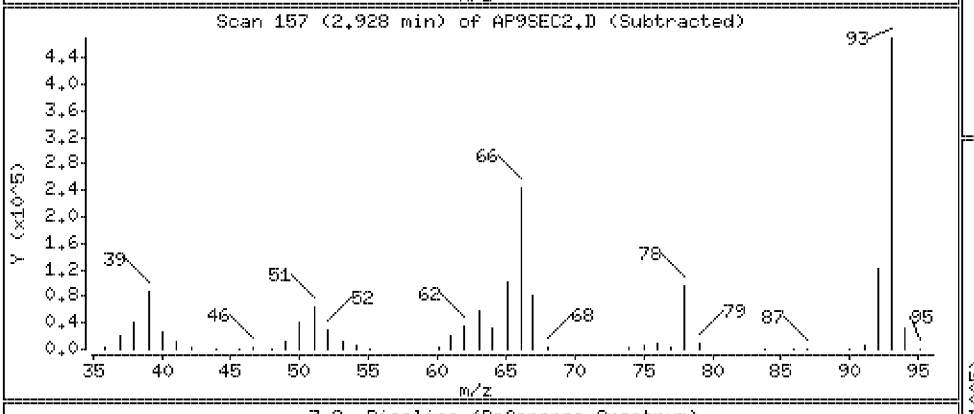

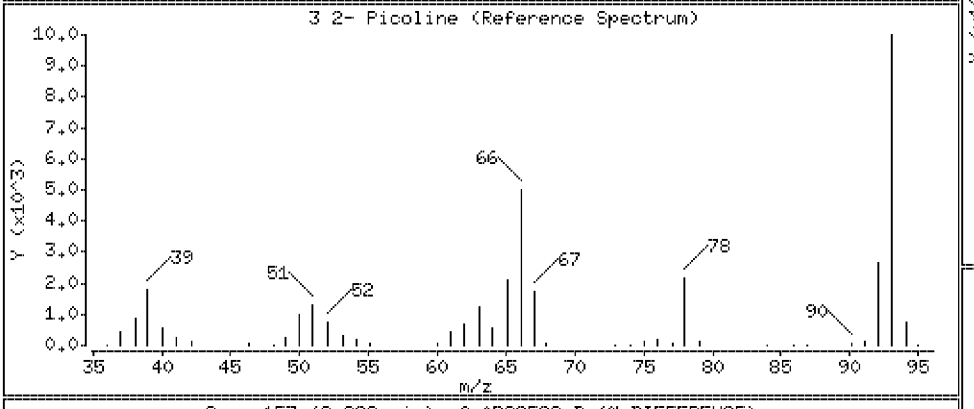

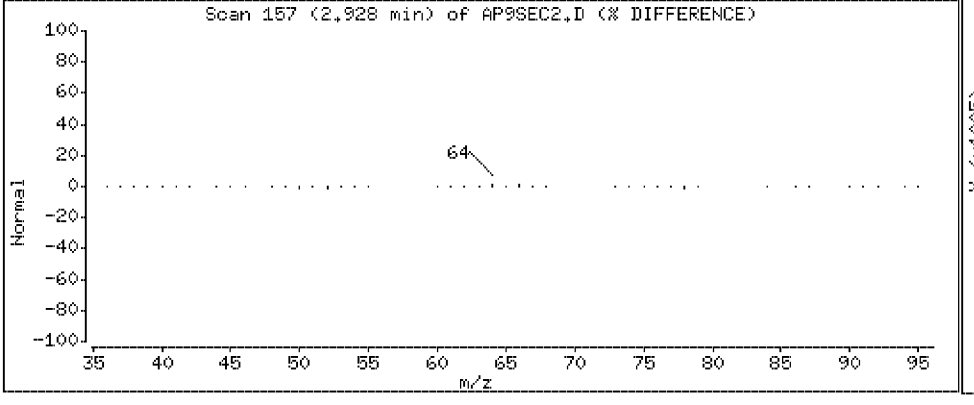

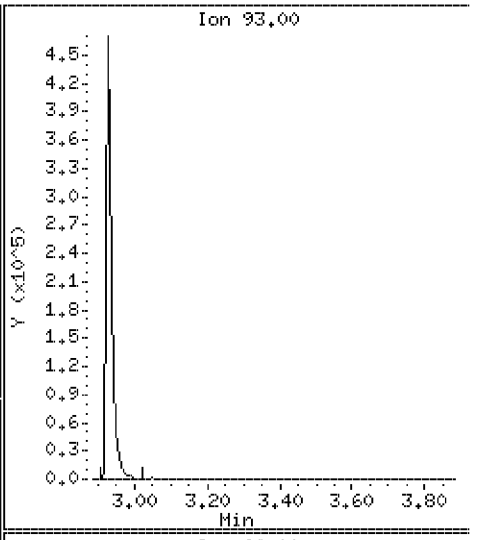

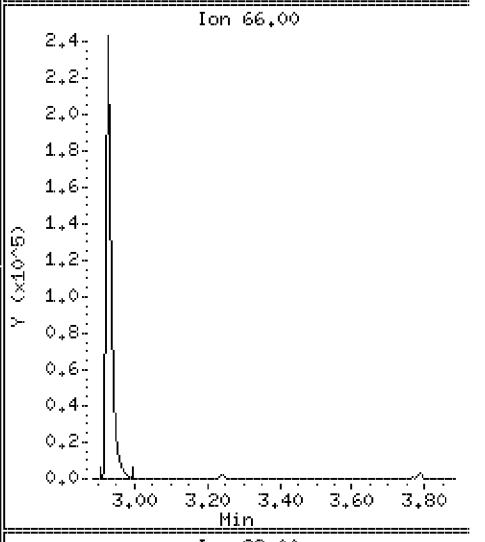

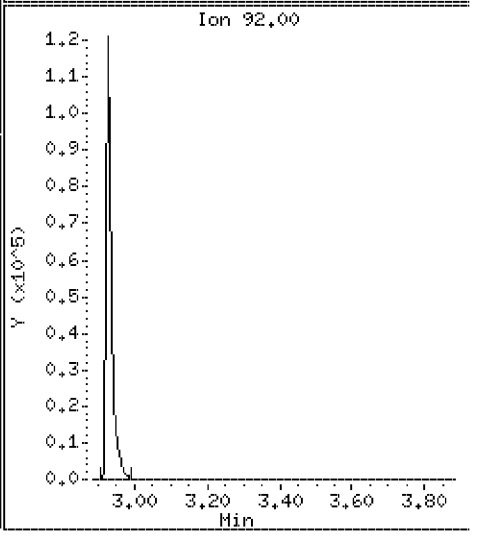

Data File: \\Svecd04\DD\chem\smsd03.i\S3042312.b\AP9SEC2.D

Date : 23-APR-2012 20:15

Client ID: AP9SEC

Instrument: smsd03.i

Sample Info: 44612

Purge Volume: 1000.0

Operator: PEL

Column phase: HPMS-5

Column diameter: 0.25

4 N-Nitrosomethylethylamine

Concentration: 40.1 ug/l

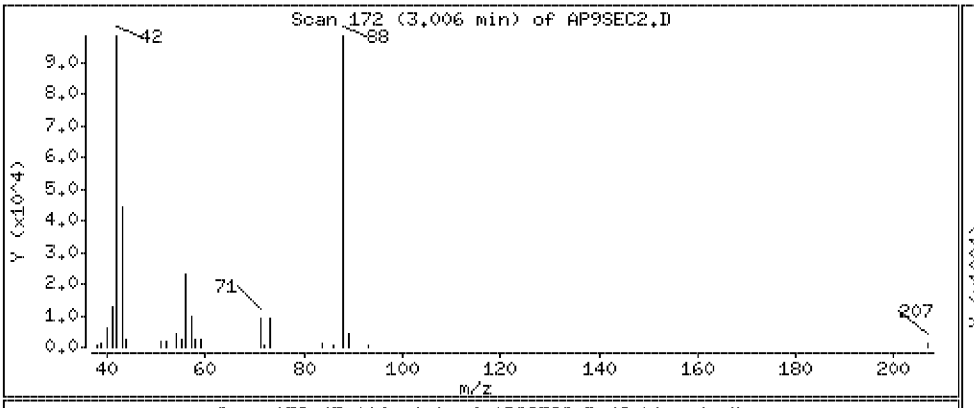

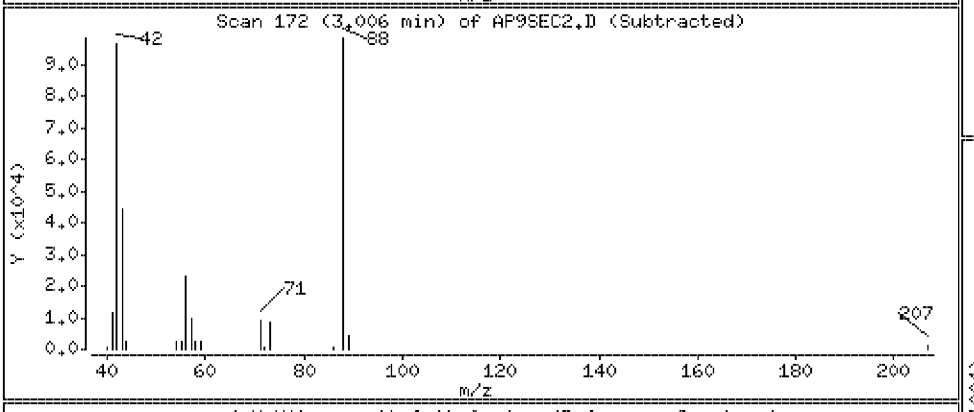

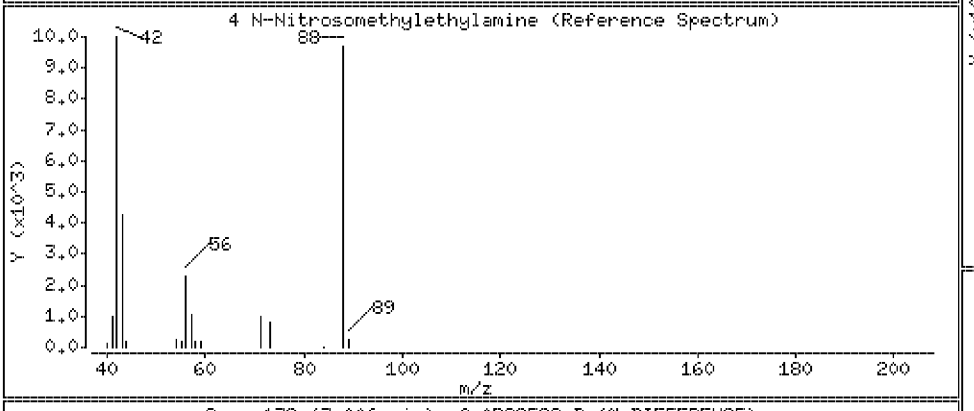

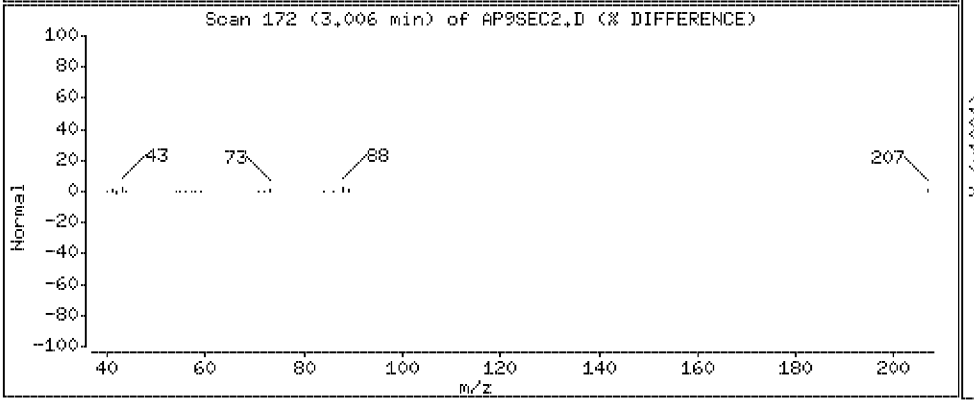

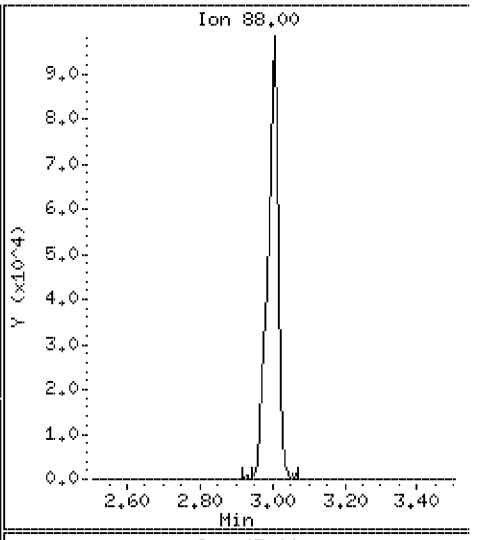

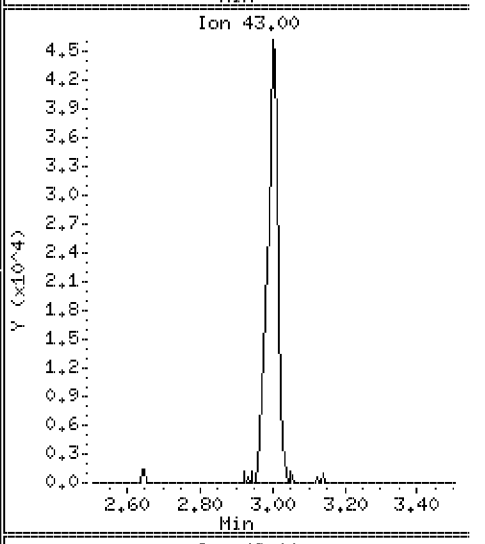

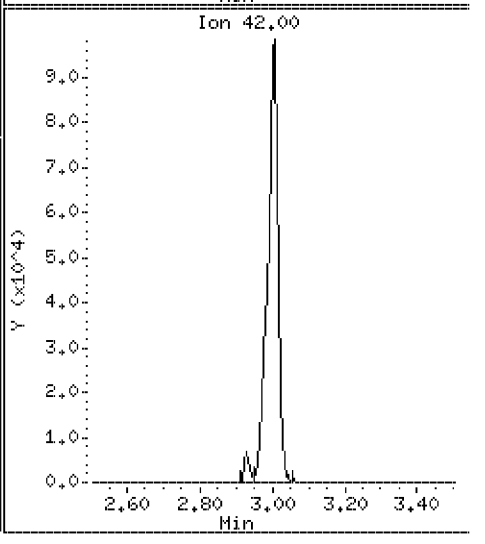

Data File: \\Svecd04\DD\chem\smsd03.i\S3042312.b\AP9SEC2.D

Date : 23-APR-2012 20:15

Client ID: AP9SEC

Instrument: smsd03.i

Sample Info: 44612

Purge Volume: 1000.0

Operator: PEL

Column phase: HPMS-5

Column diameter: 0.25

5 Methyl Methanesulfonate

Concentration: 39.9 ug/l

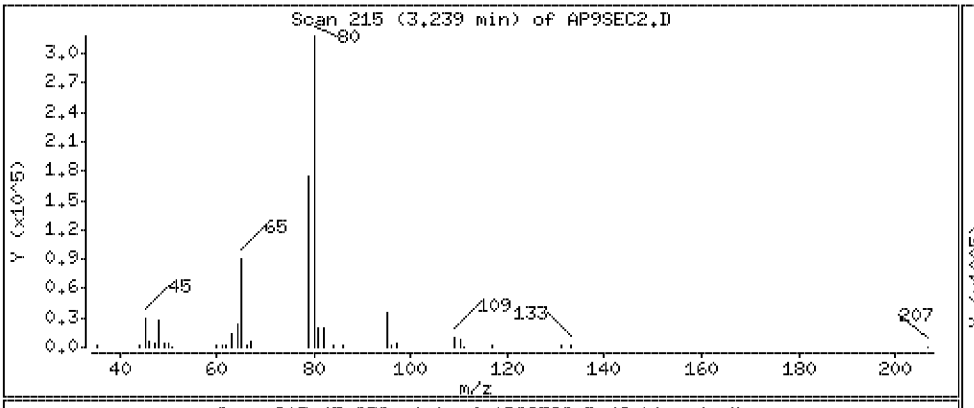

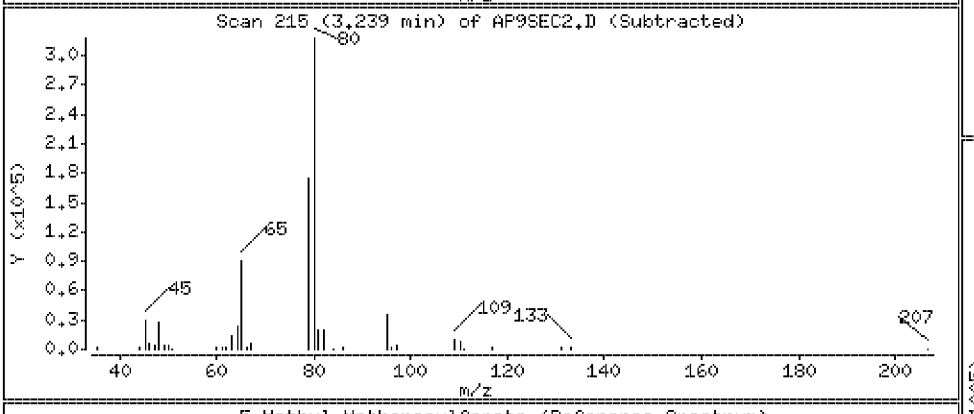

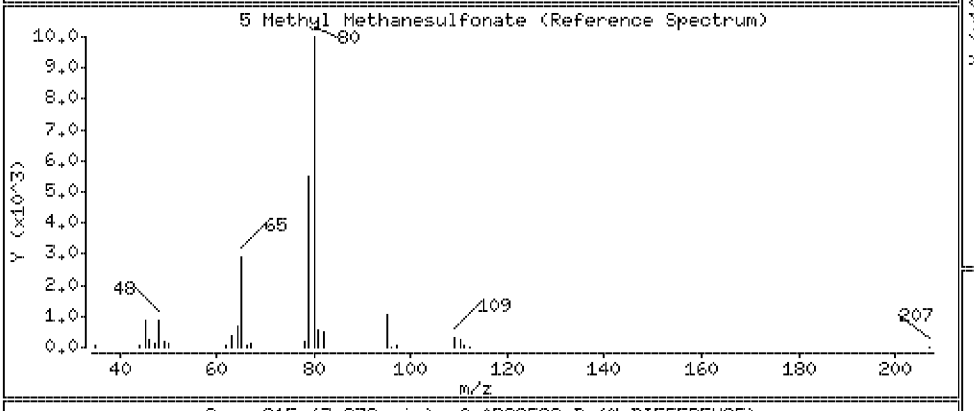

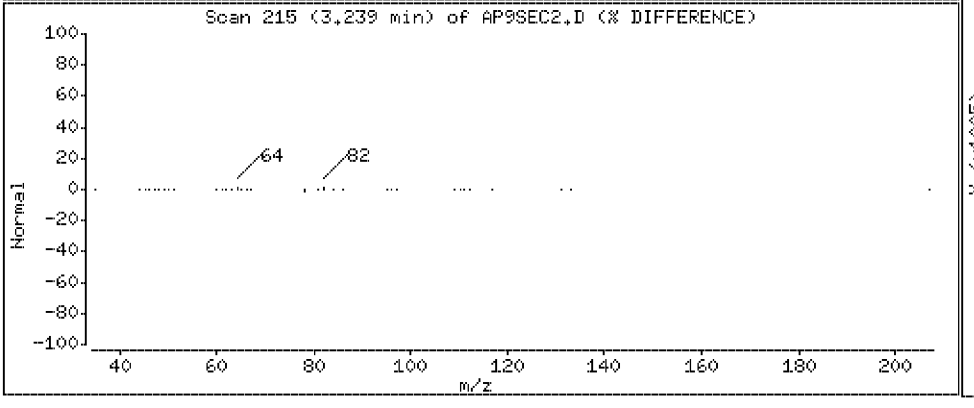

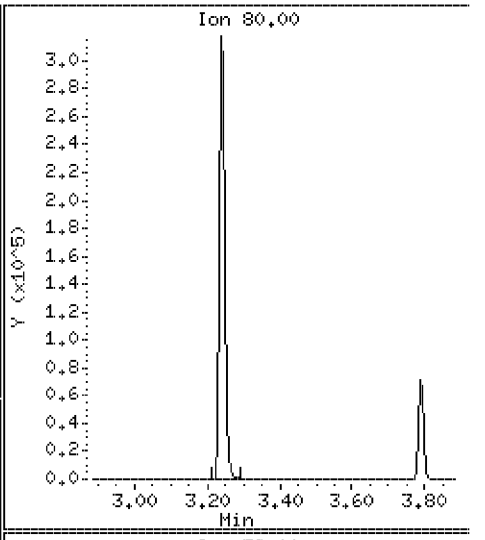

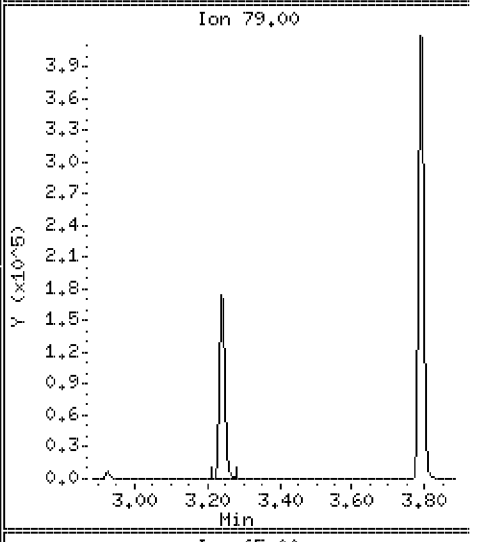

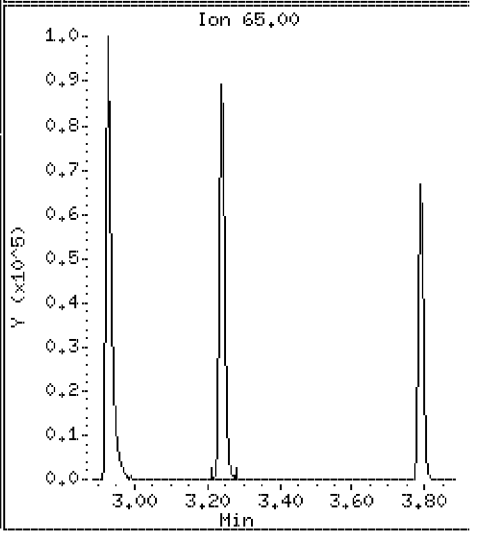

Data File: \\Svecd04\DD\chem\smsd03.i\S3042312.b\AP9SEC2.D

Date : 23-APR-2012 20:15

Client ID: AP9SEC

Instrument: smsd03.i

Sample Info: 44612

Purge Volume: 1000.0

Operator: PEL

Column phase: HPMS-5

Column diameter: 0.25

7 N-Nitrosodiethylamine

Concentration: 42.0 ug/l

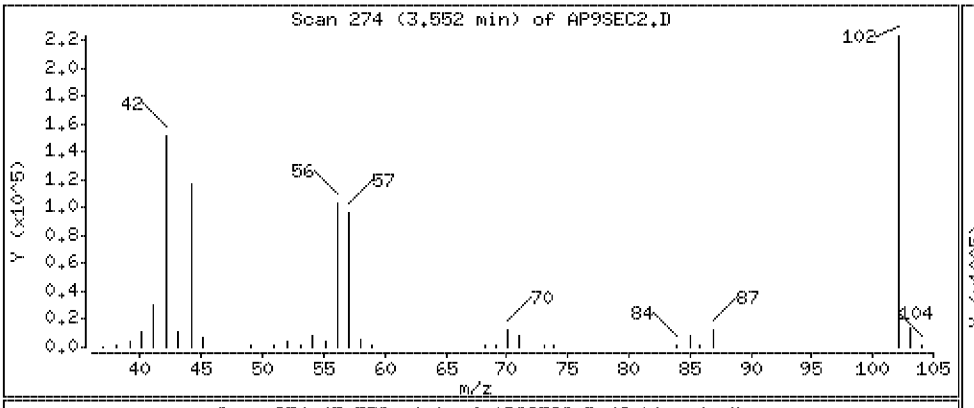

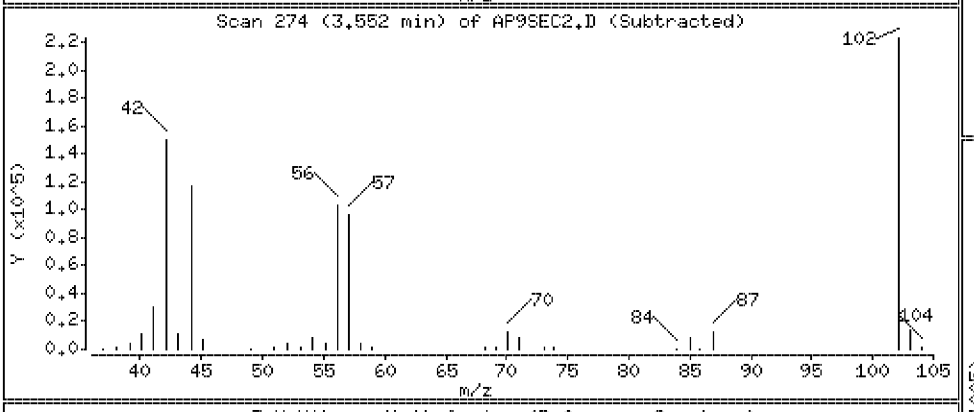

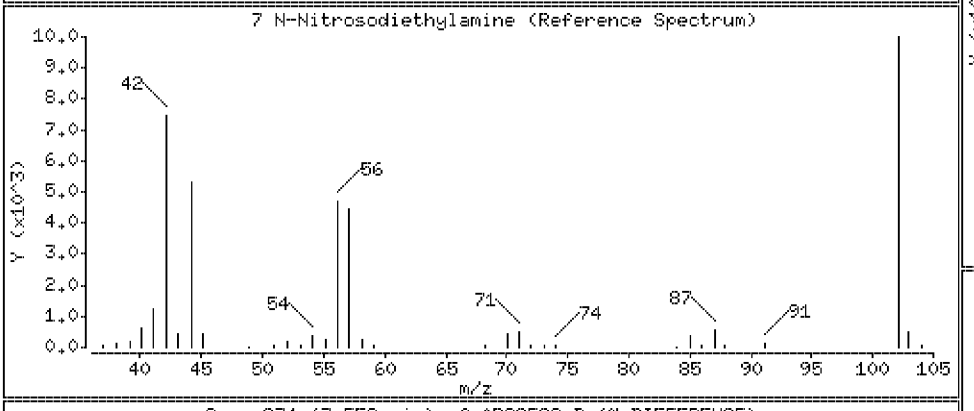

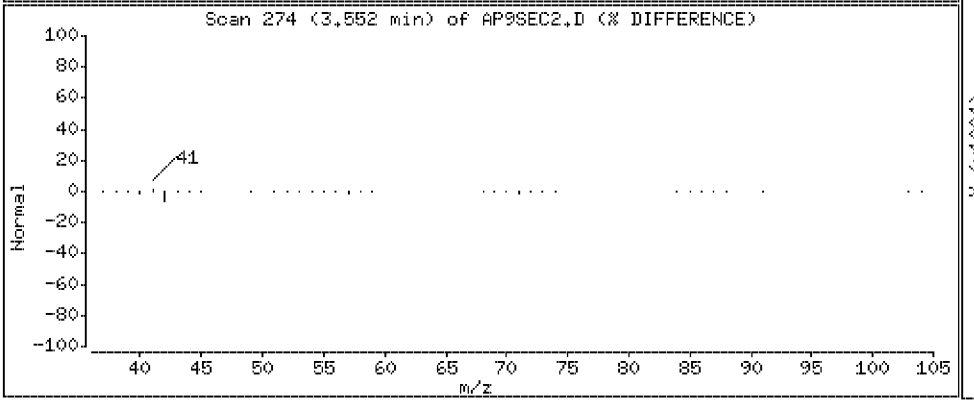

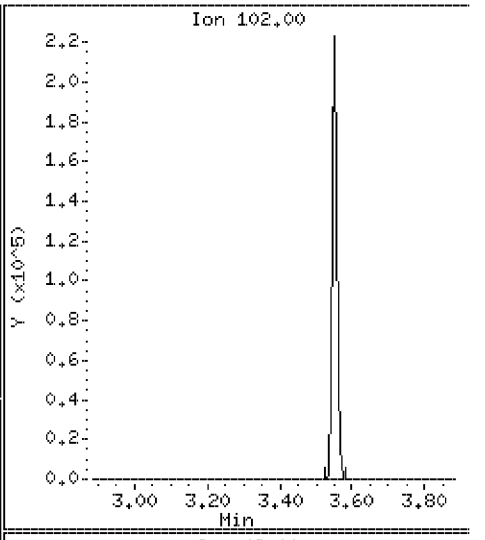

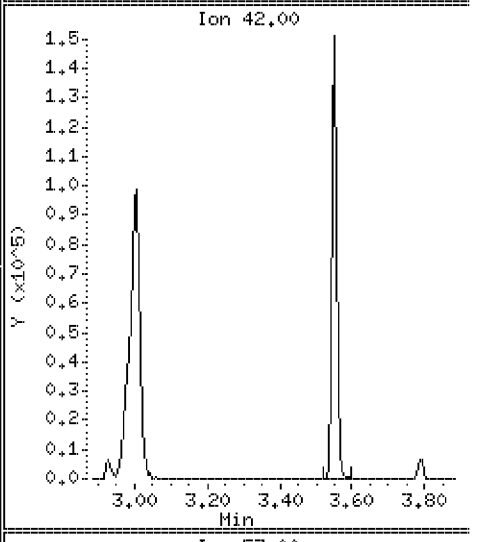

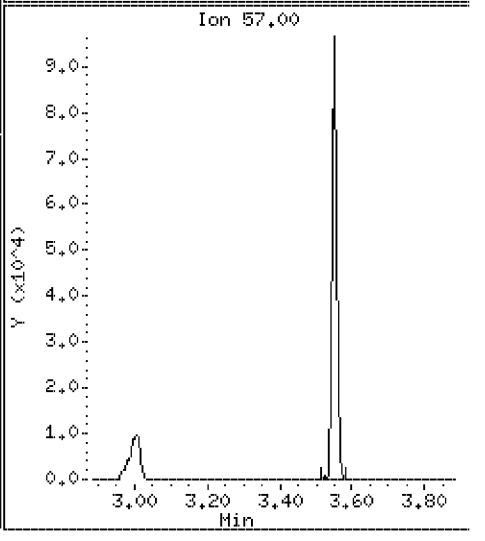

Data File: \\Svecd04\DD\chem\smsd03.i\S3042312.b\AP9SEC2.D

Date : 23-APR-2012 20:15

Client ID: AP9SEC

Instrument: smsd03.i

Sample Info: 44612

Purge Volume: 1000.0

Operator: PEL

Column phase: HPMS-5

Column diameter: 0.25

8 Ethyl Methanesulfonate

Concentration: 49.7 ug/l

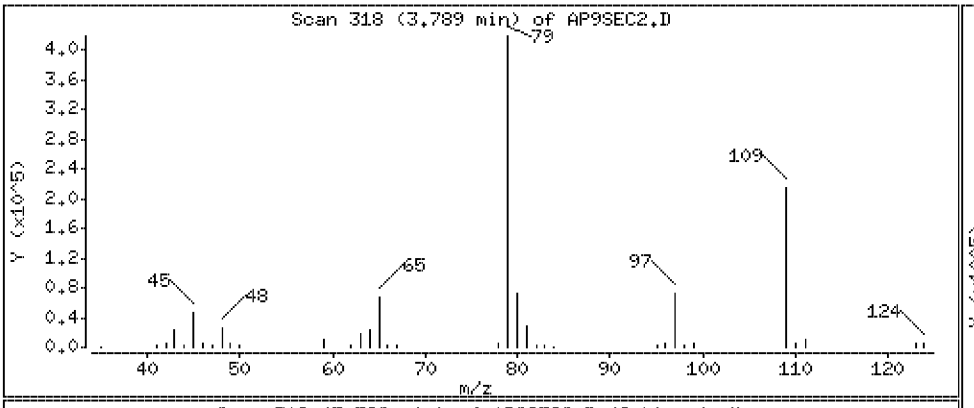

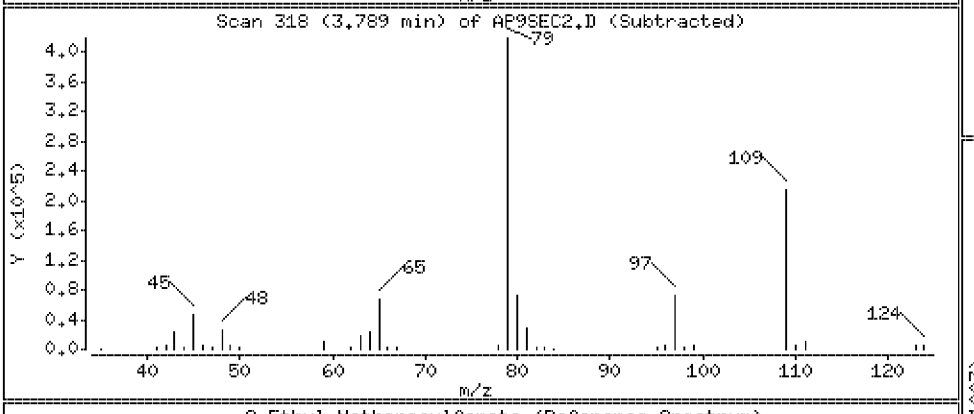

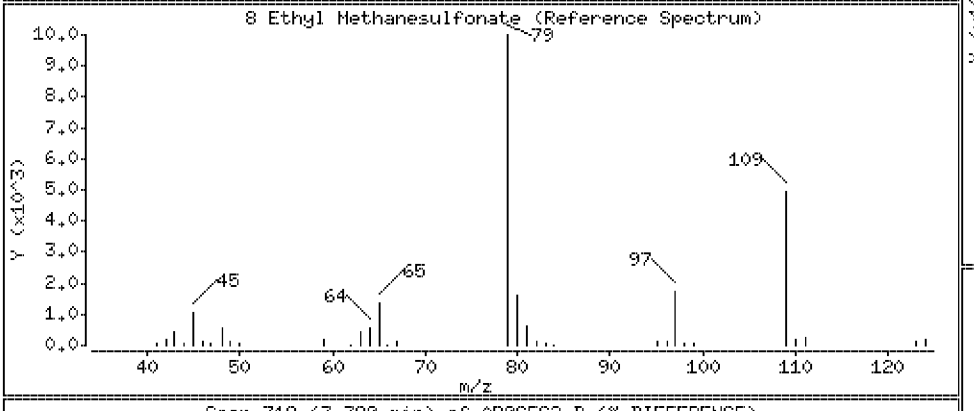

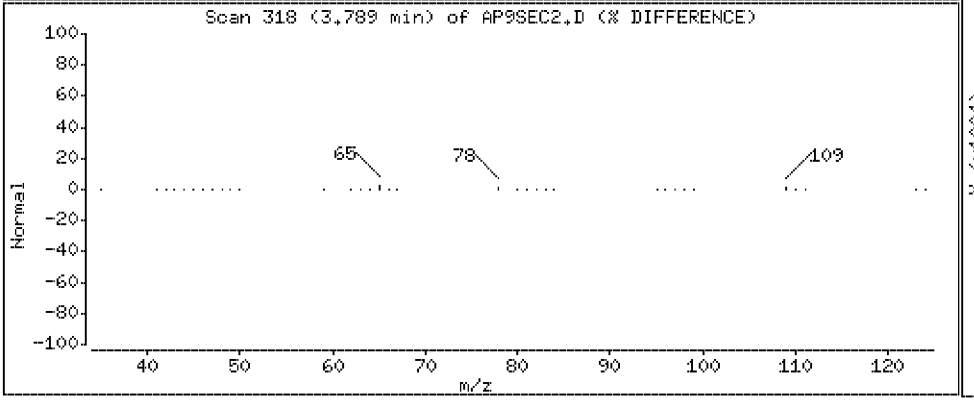

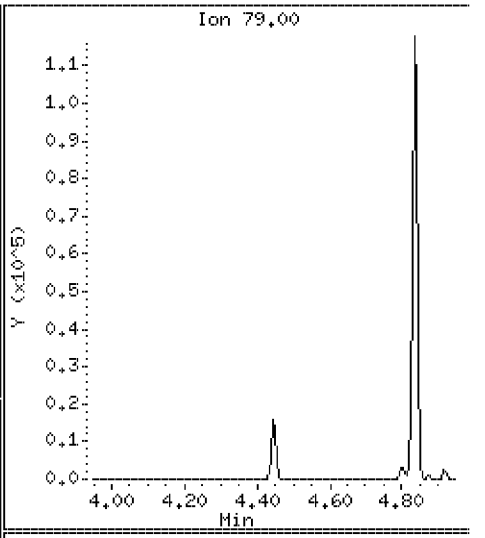

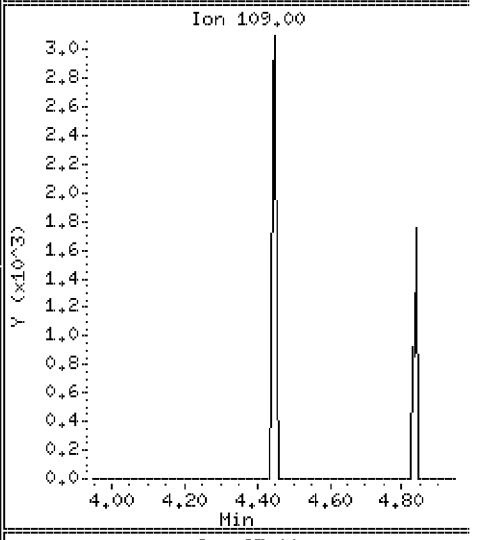

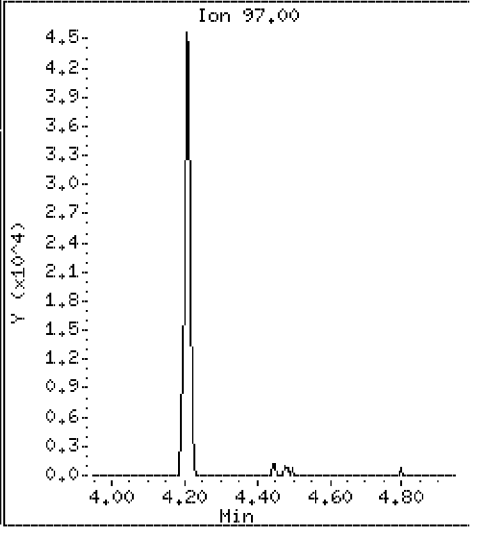

Data File: \\Svecd04\DD\chem\smsd03.i\S3042312.b\AP9SEC2.D

Date : 23-APR-2012 20:15

Client ID: AP9SEC

Instrument: smsd03.i

Sample Info: 44612

Purge Volume: 1000.0

Operator: PEL

Column phase: HPMS-5

Column diameter: 0.25

12 Pentachloroethane

Concentration: 42.6 ug/l

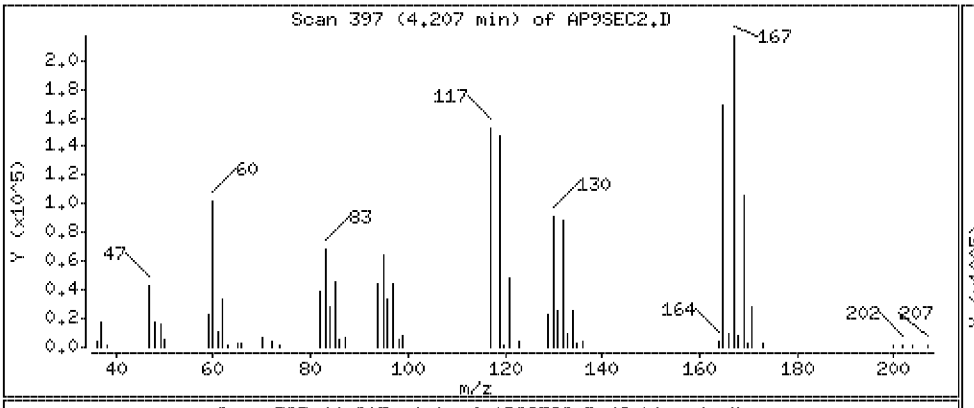

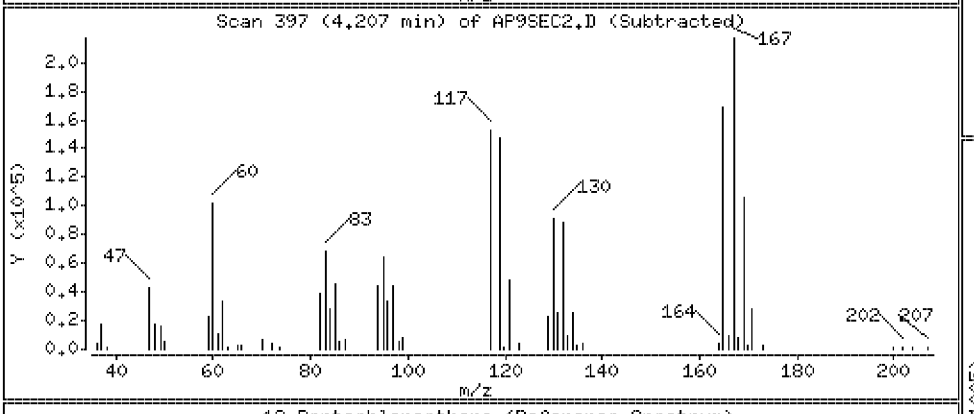

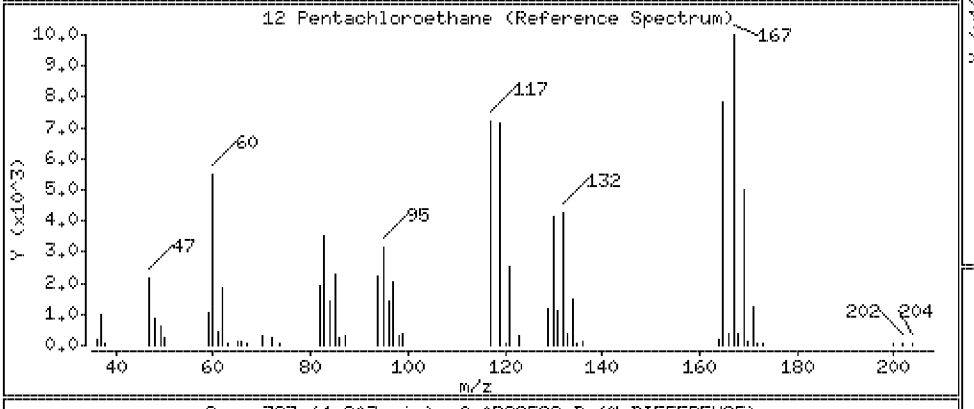

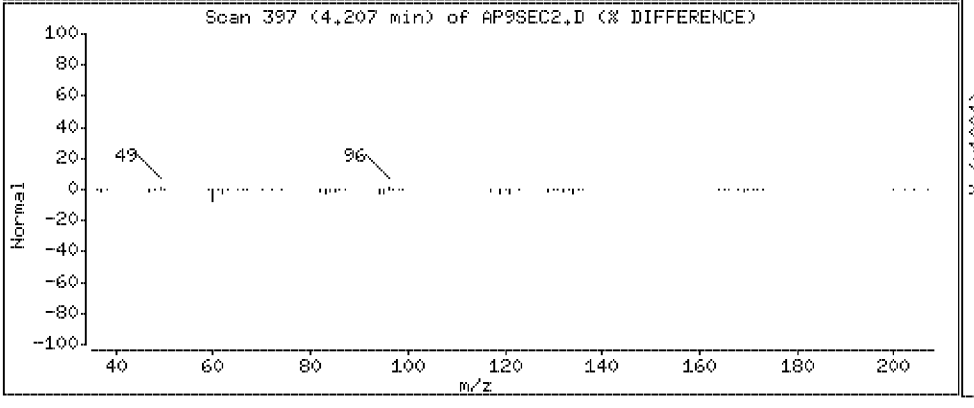

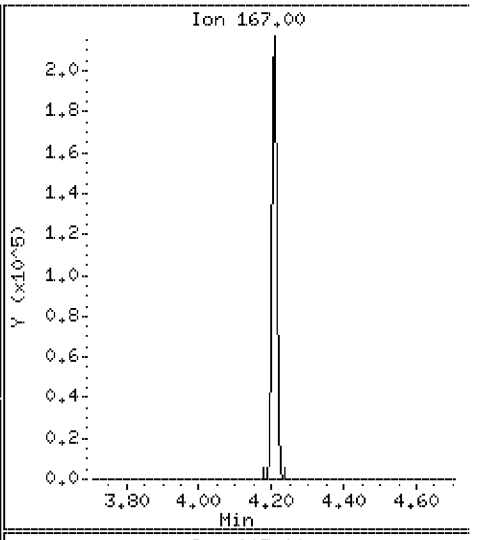

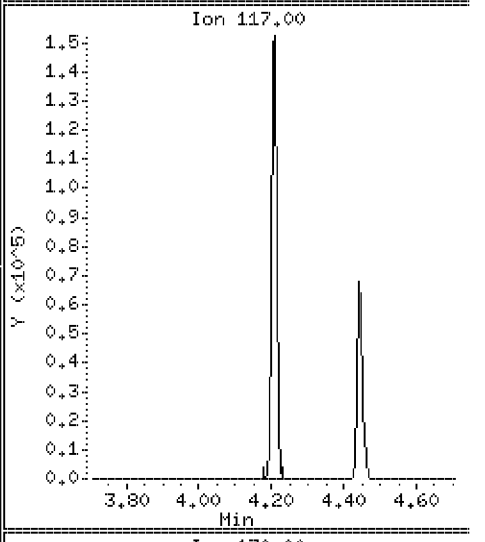

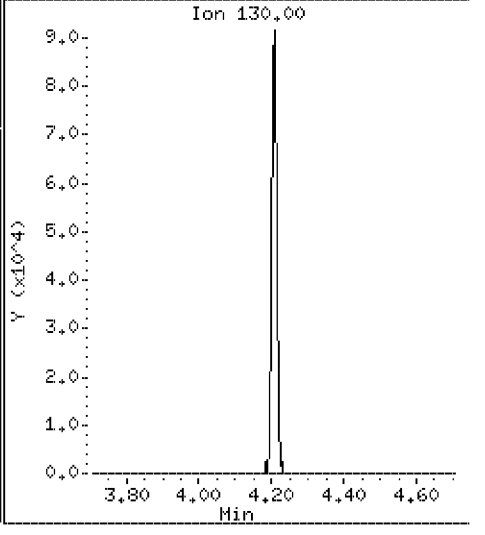

Data File: \\Svecd04\DD\chem\smsd03.i\S3042312.b\AP9SEC2.D

Date : 23-APR-2012 20:15

Client ID: AP9SEC

Instrument: smsd03.i

Sample Info: 44612

Purge Volume: 1000.0

Operator: PEL

Column phase: HPMS-5

Column diameter: 0.25

24 N-Nitrosopyrrolidine

Concentration: 45.2 ug/l

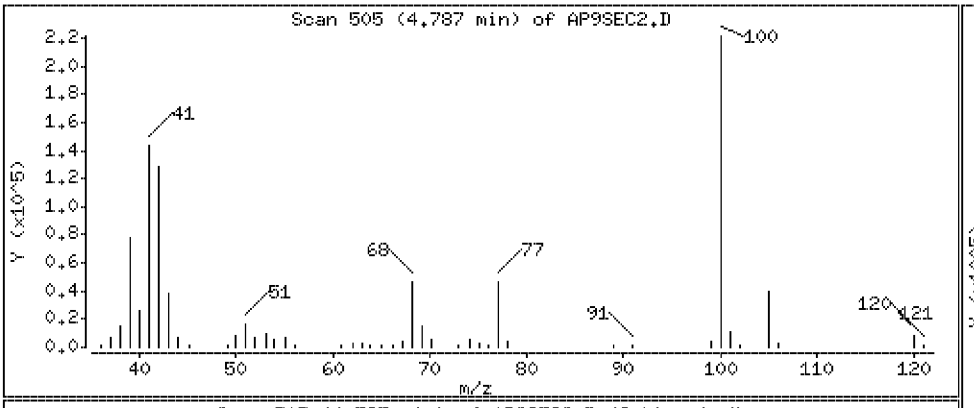

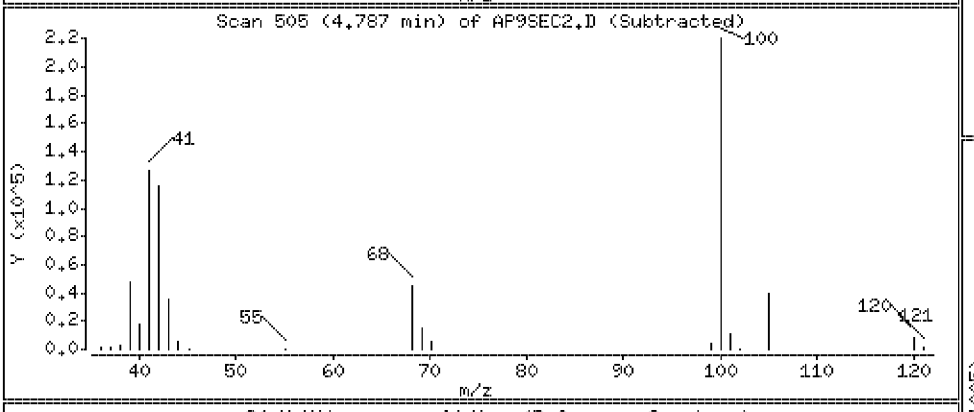

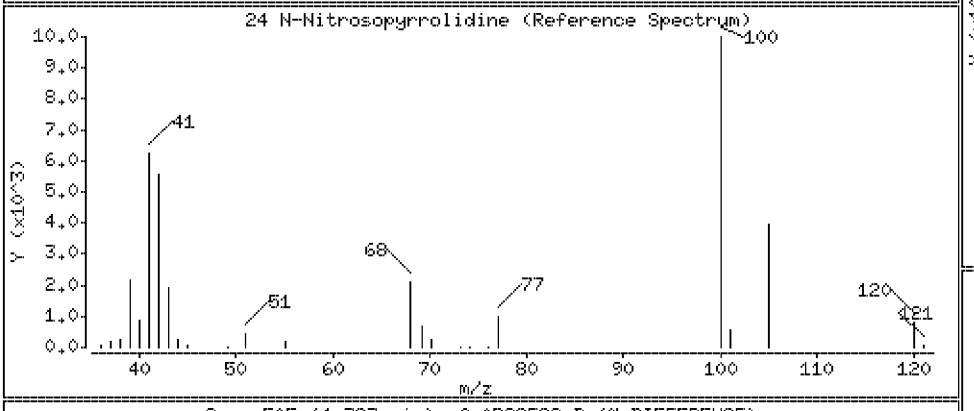

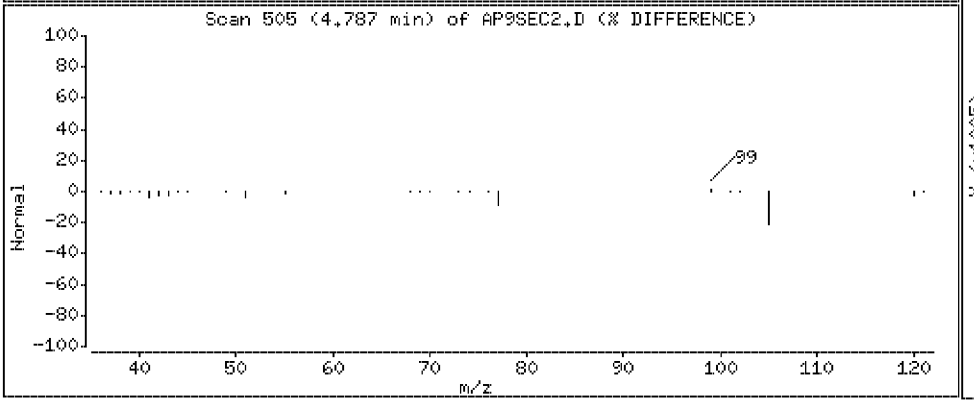

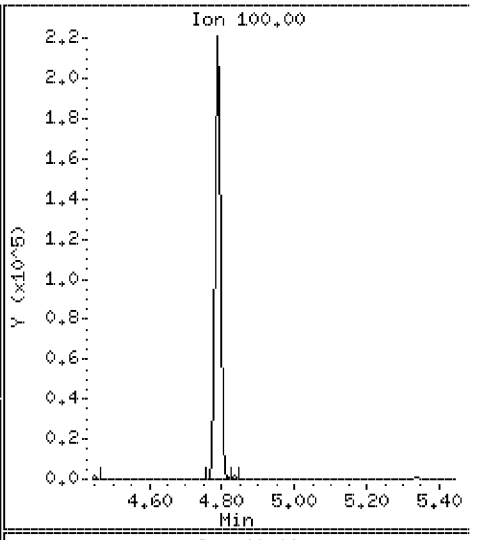

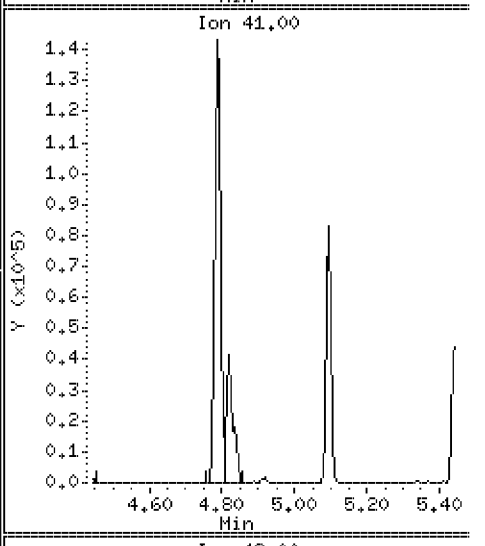

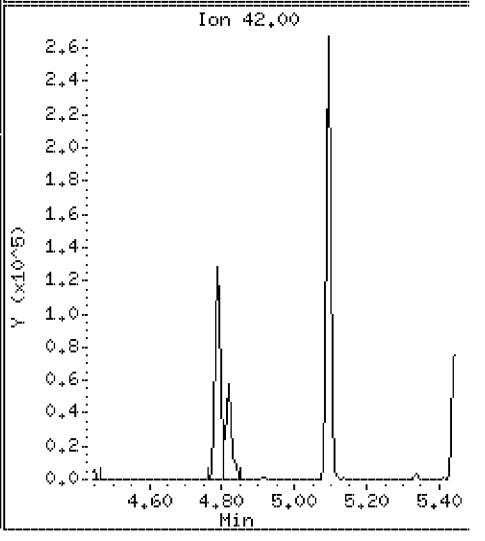

Data File: \\Svecd04\DD\chem\smsd03.i\S3042312.b\AP9SEC2.D

Date : 23-APR-2012 20:15

Client ID: AP9SEC

Instrument: smsd03.i

Sample Info: 44612

Purge Volume: 1000.0

Operator: PEL

Column phase: HPMS-5

Column diameter: 0.25

25 Acetophenone

Concentration: 43.8 ug/l

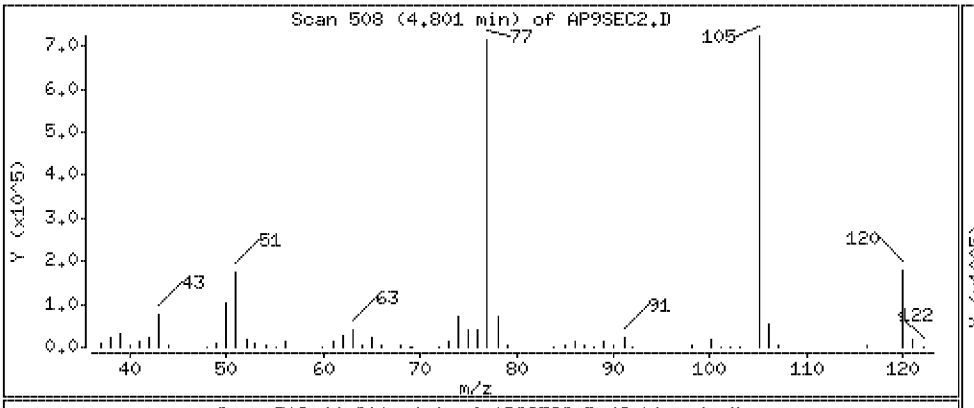

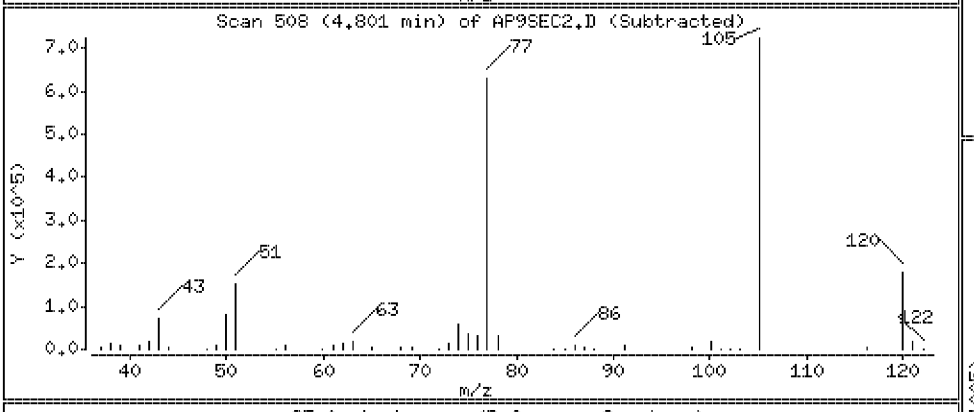

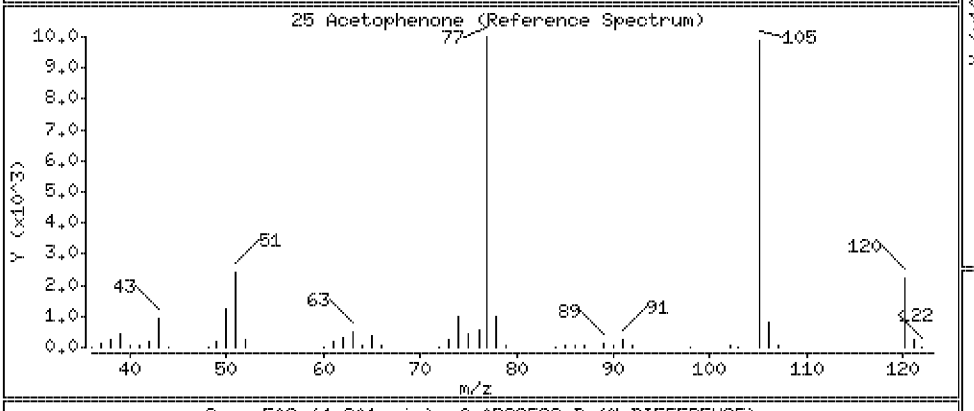

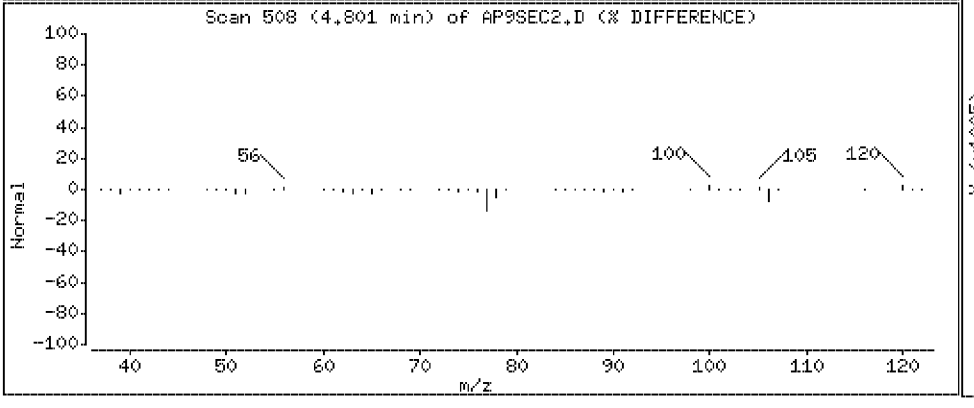

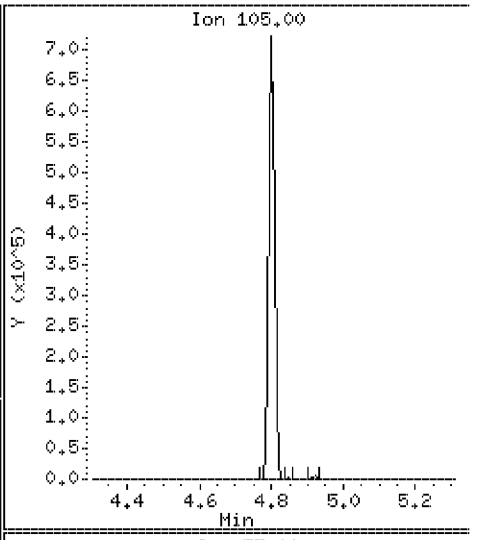

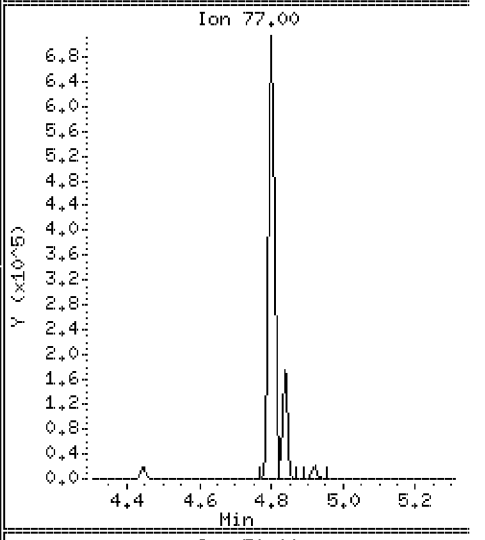

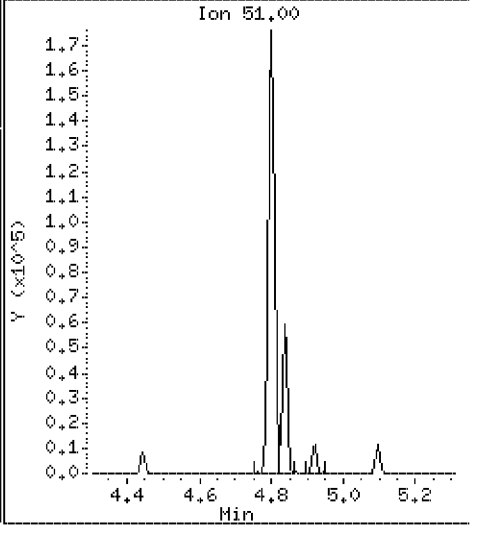

Data File: \\Svecd04\DD\chem\smsd03.i\S3042312.b\AP9SEC2.D

Date : 23-APR-2012 20:15

Client ID: AP9SEC

Instrument: smsd03.i

Sample Info: 44612

Purge Volume: 1000.0

Operator: PEL

Column phase: HPMS-5

Column diameter: 0.25

27 N-Nitrosomorpholine

Concentration: 45.8 ug/l

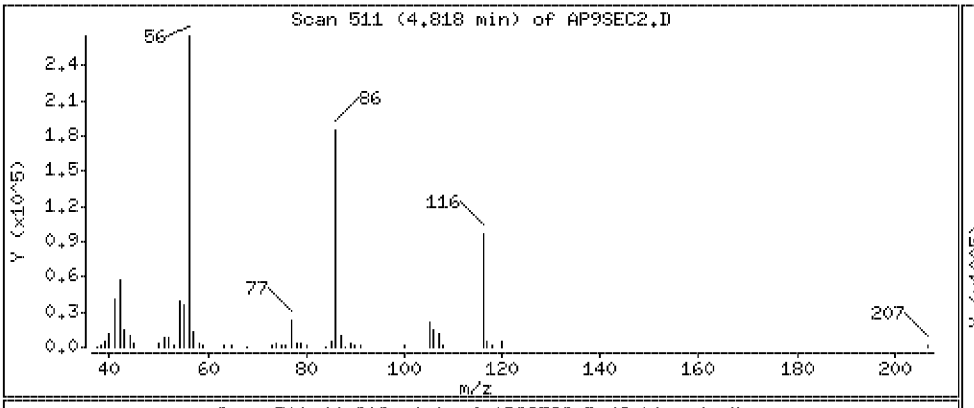

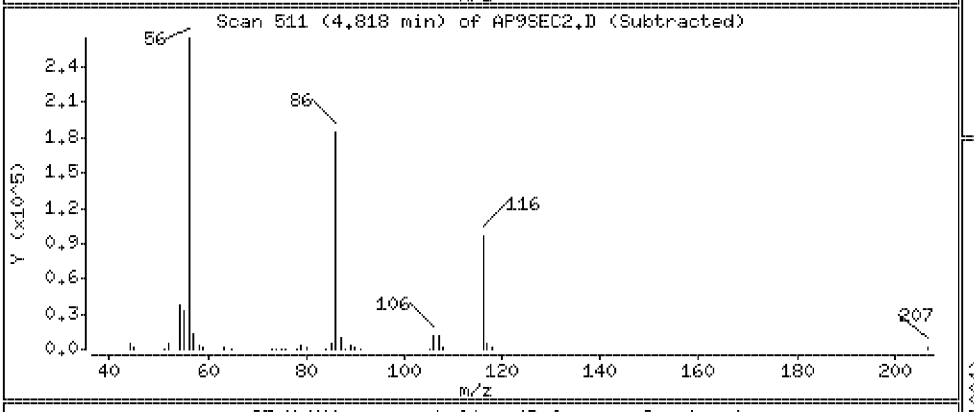

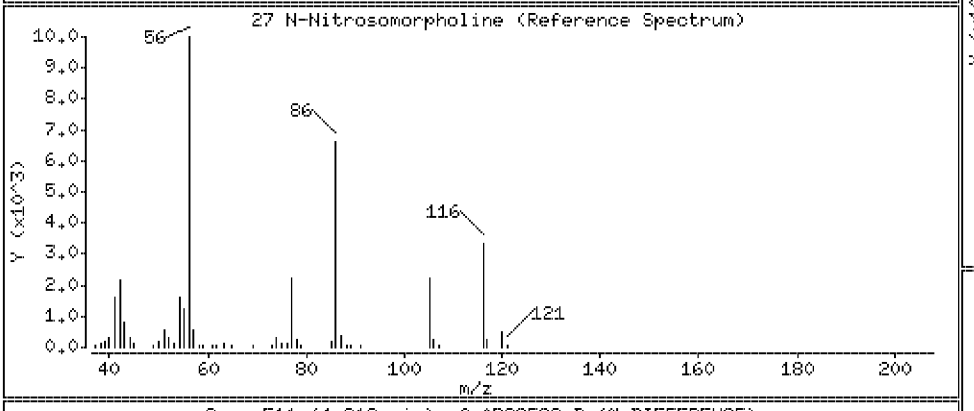

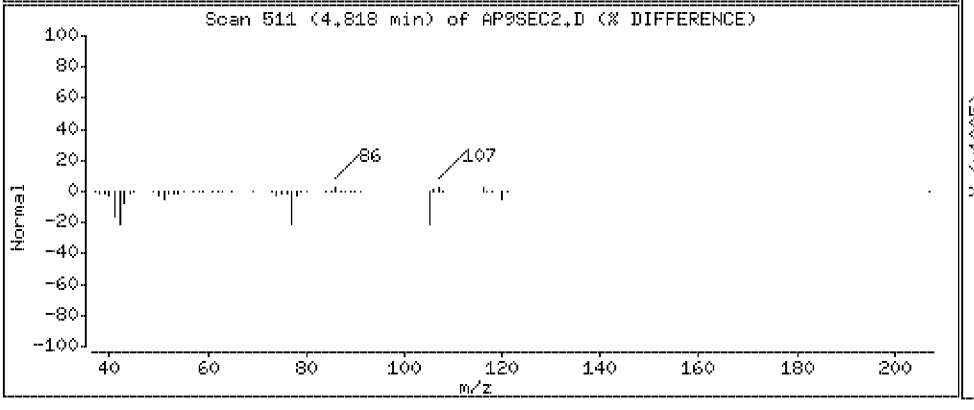

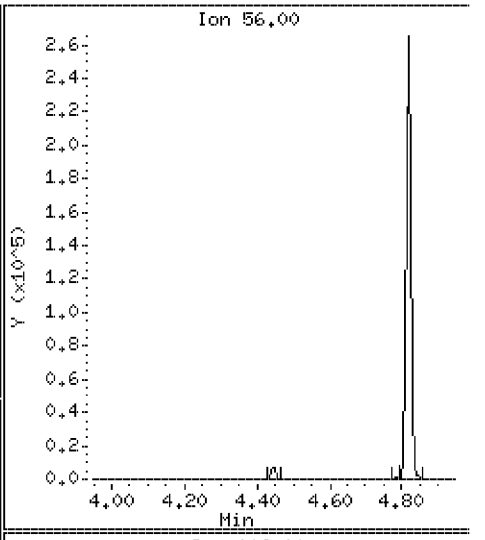

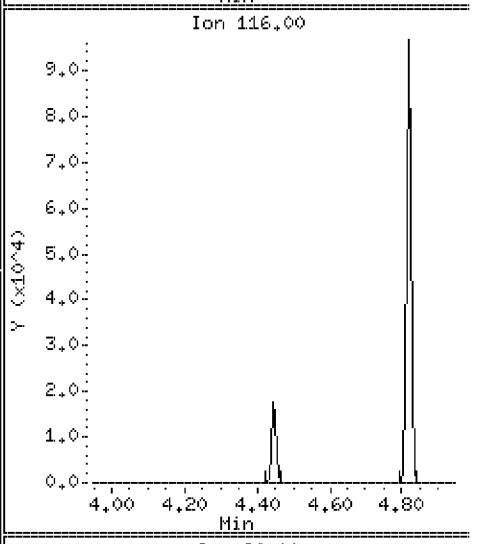

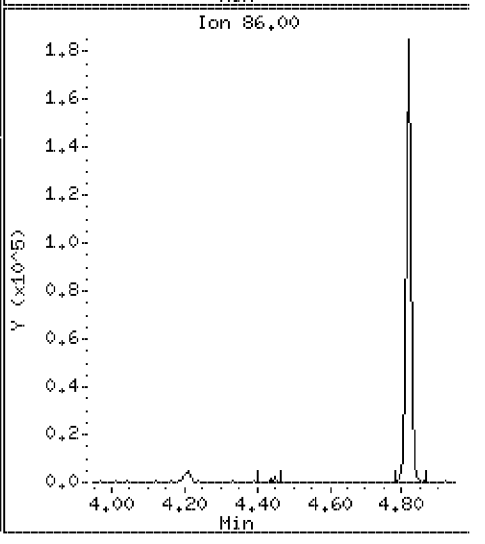

Data File: \\Svecd04\DD\chem\smsd03.i\S3042312.b\AP9SEC2.D

Date : 23-APR-2012 20:15

Client ID: AP9SEC

Instrument: smsd03.i

Sample Info: 44612

Purge Volume: 1000.0

Operator: PEL

Column phase: HPMS-5

Column diameter: 0.25

29 o-Toluidine

Concentration: 41.1 ug/l

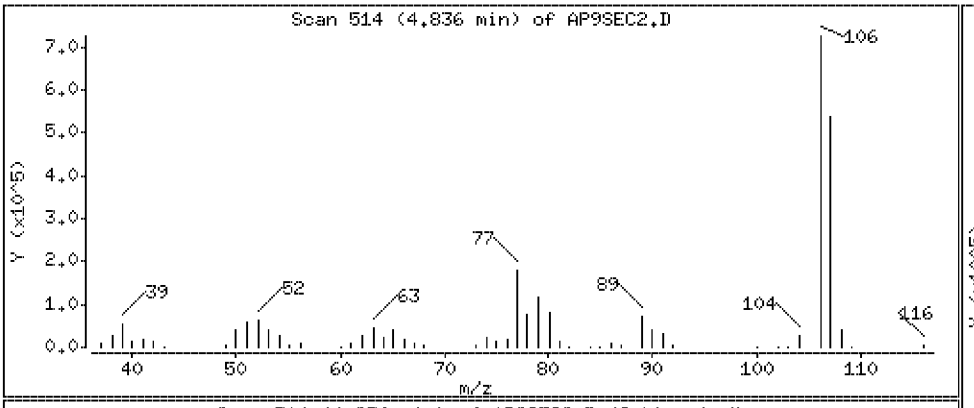

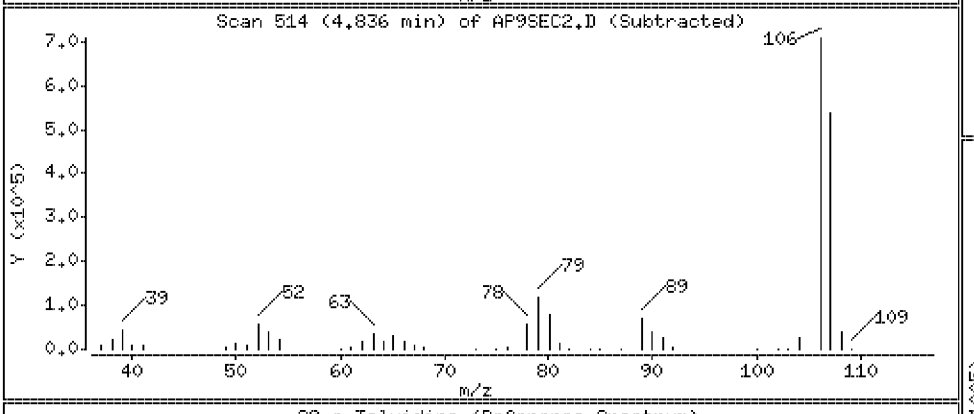

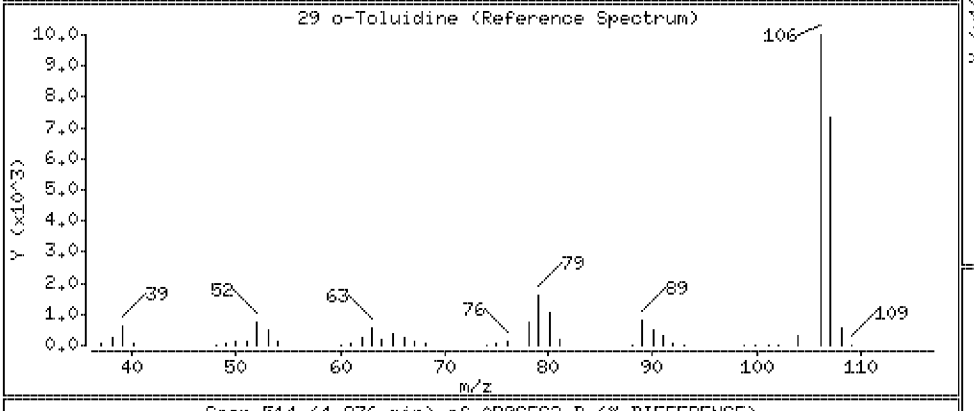

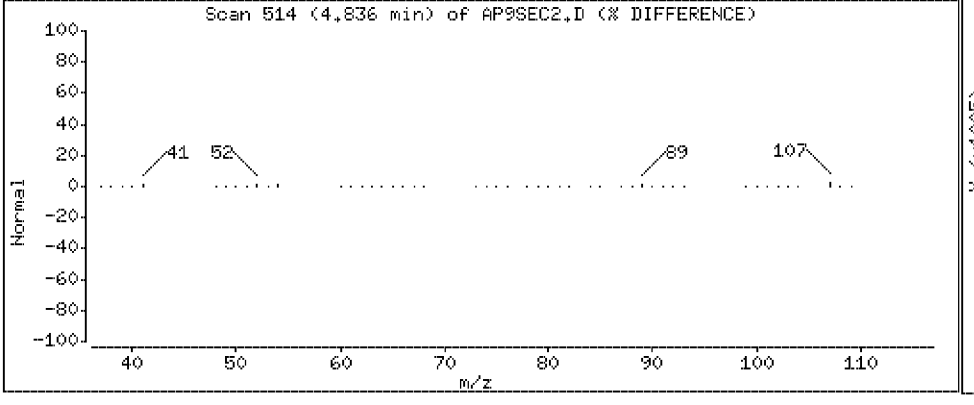

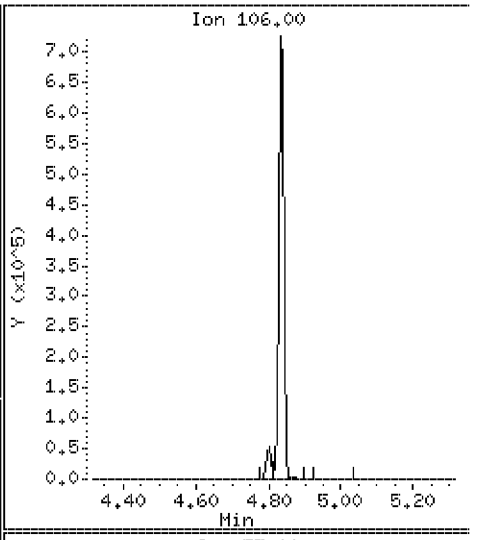

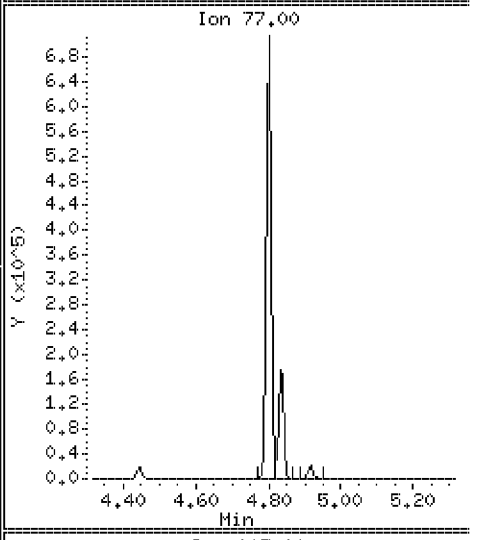

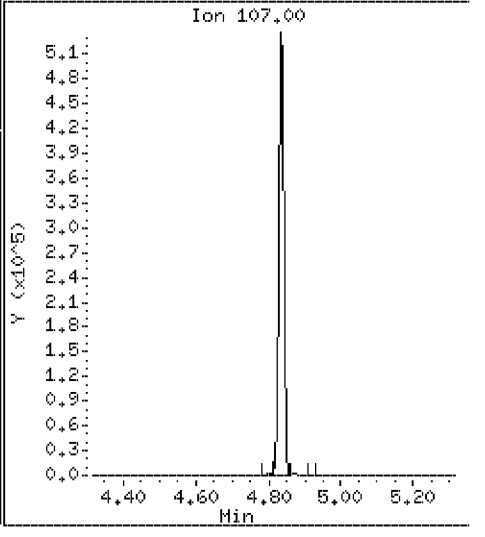

Data File: \\Svecd04\DD\chem\smsd03.i\S3042312.b\AP9SEC2.D

Date : 23-APR-2012 20:15

Client ID: AP9SEC

Instrument: smsd03.i

Sample Info: 44612

Purge Volume: 1000.0

Operator: PEL

Column phase: HPMS-5

Column diameter: 0.25

33 N-Nitrosopiperidine

Concentration: 44.2 ug/l

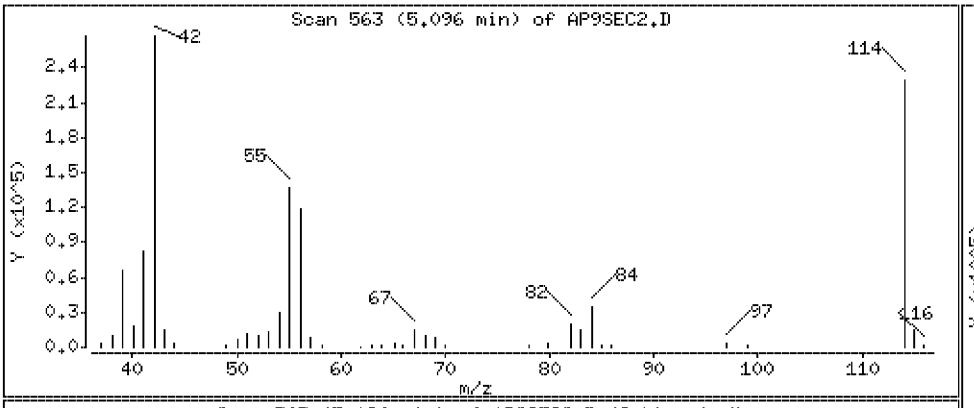

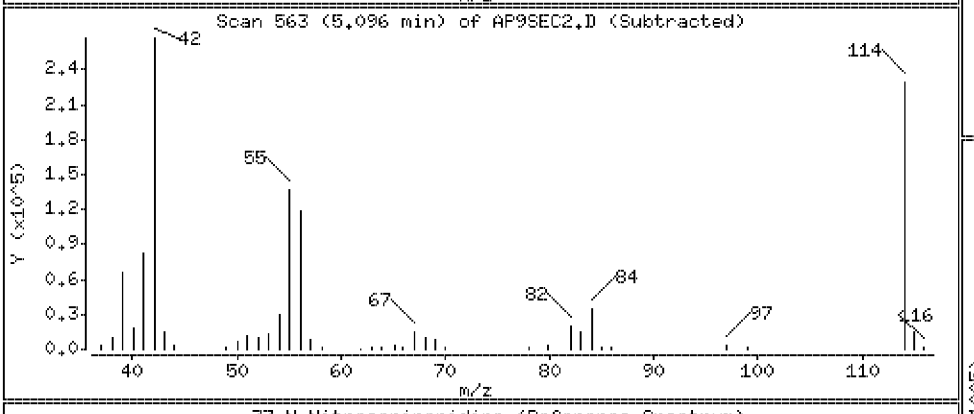

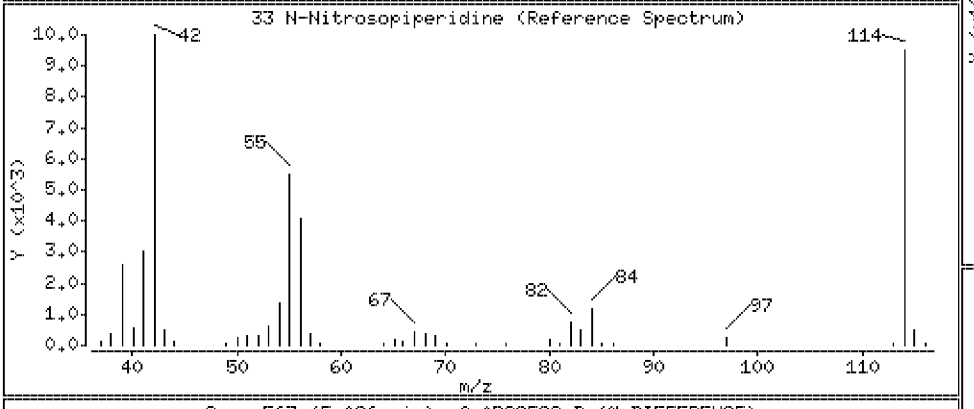

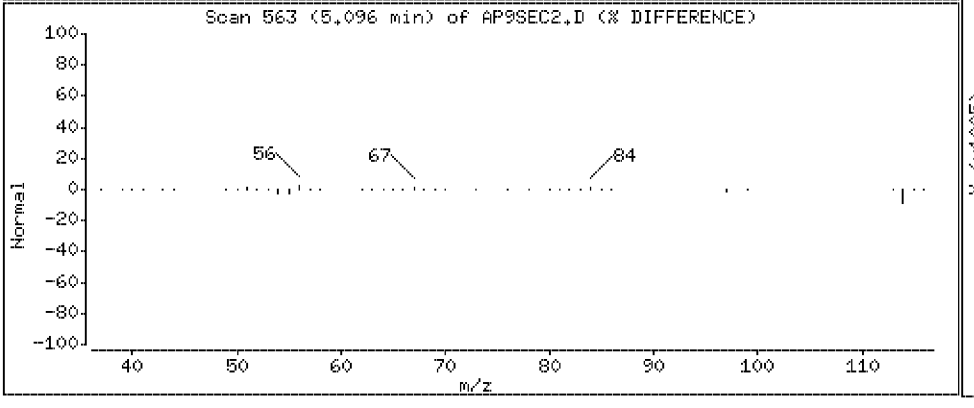

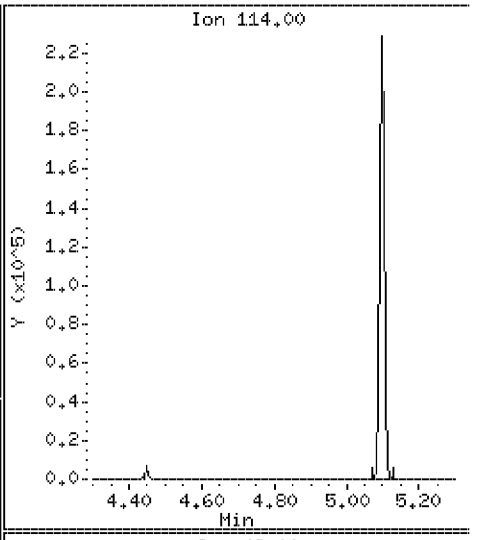

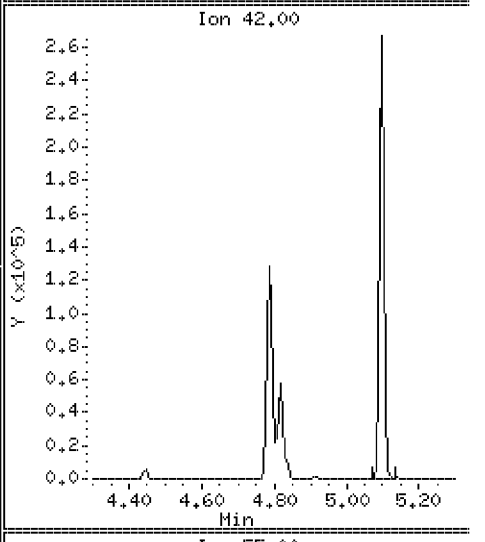

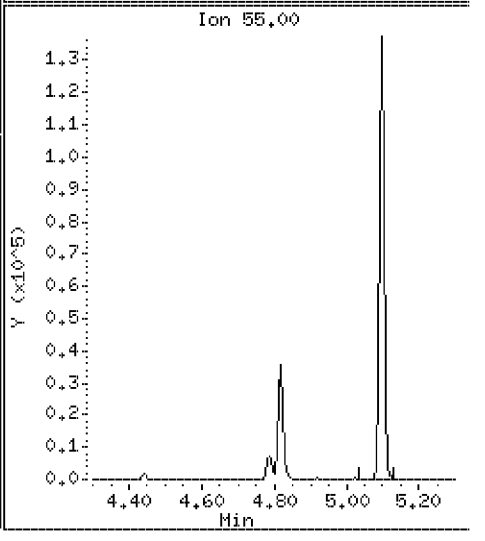

Data File: \\Svecd04\DD\chem\smsd03.i\S3042312.b\AP9SEC2.D

Date : 23-APR-2012 20:15

Client ID: AP9SEC

Instrument: smsd03.i

Sample Info: 44612

Purge Volume: 1000.0

Operator: PEL

Column phase: HPMS-5

Column diameter: 0.25

37 o,o,o-Triethylphosphorothioate

Concentration: 43.2 ug/l

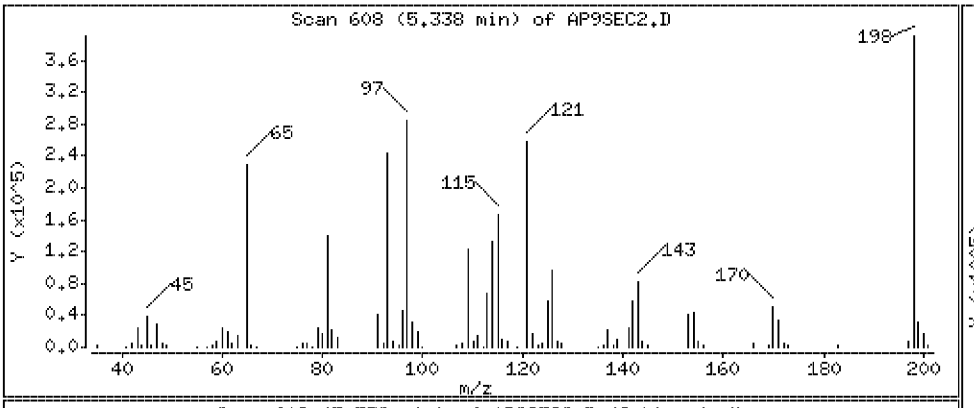

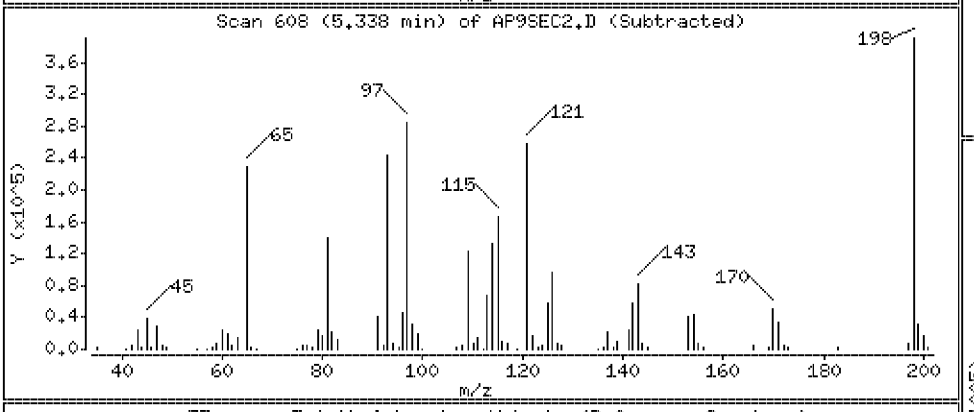

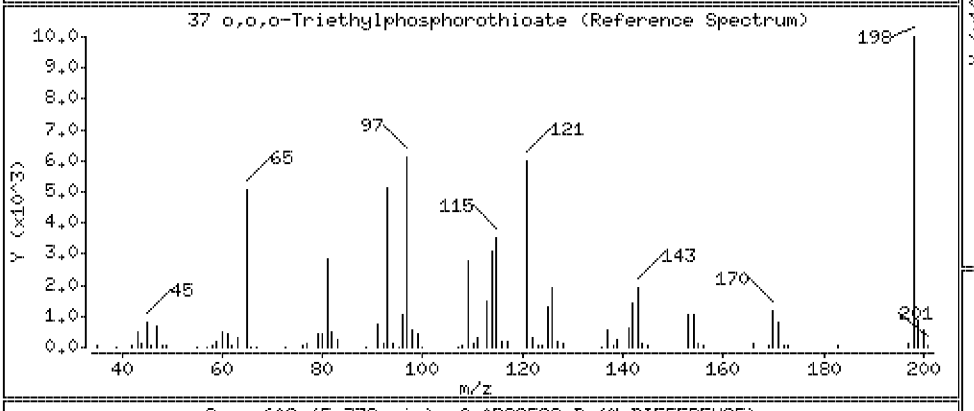

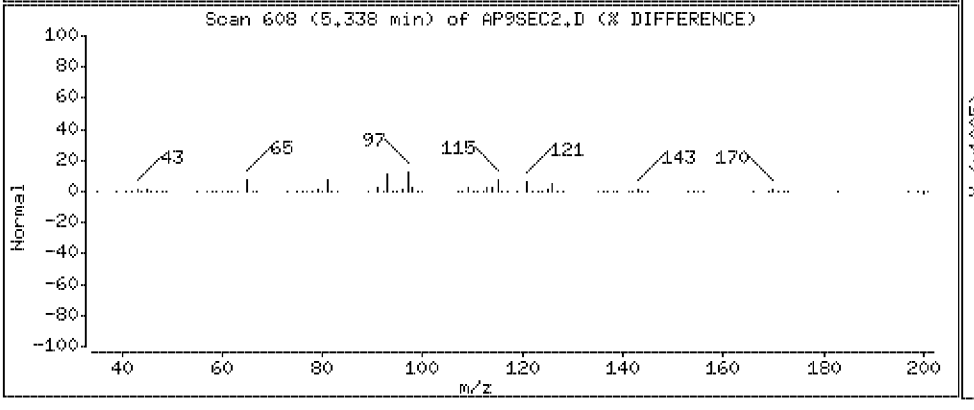

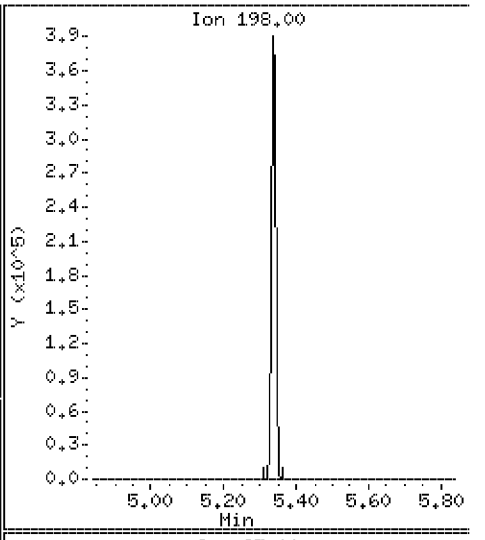

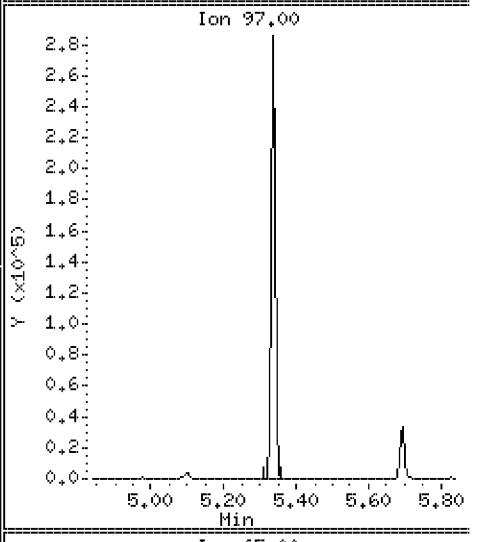

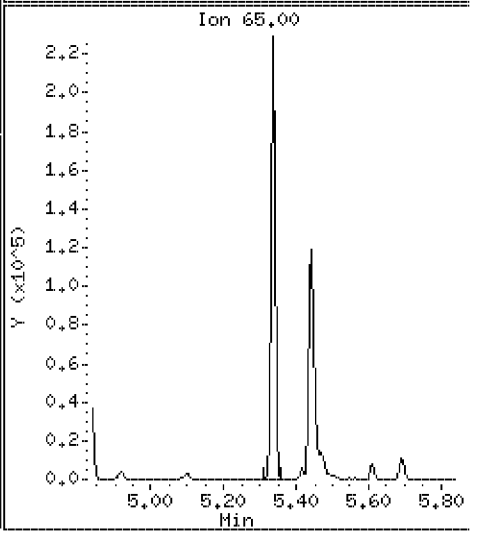

Data File: \\Svecd04\DD\chem\smsd03.i\S3042312.b\AP9SEC2.D

Date : 23-APR-2012 20:15

Client ID: AP9SEC

Instrument: smsd03.i

Sample Info: 44612

Purge Volume: 1000.0

Operator: PEL

Column phase: HPMS-5

Column diameter: 0.25

39 a,a-Dimethylphenethylamine

Concentration: 49.4 ug/l

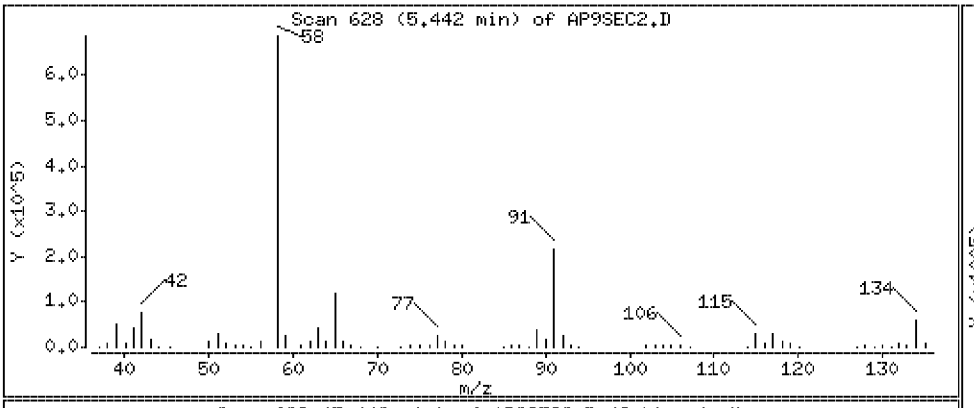

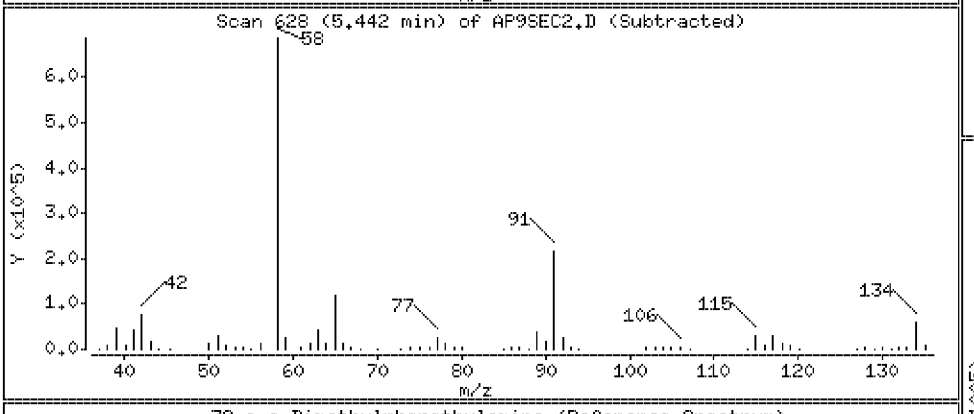

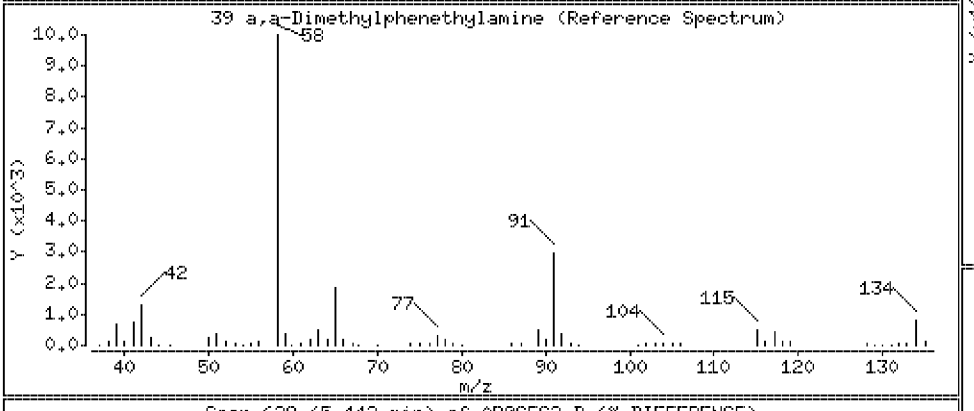

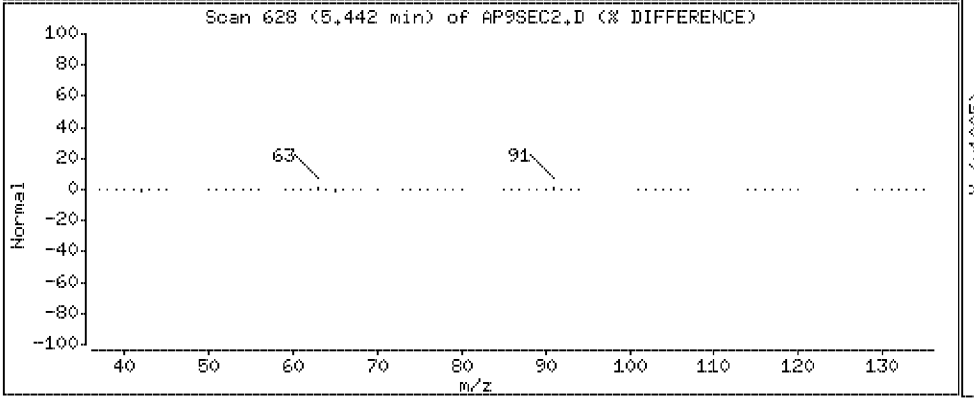

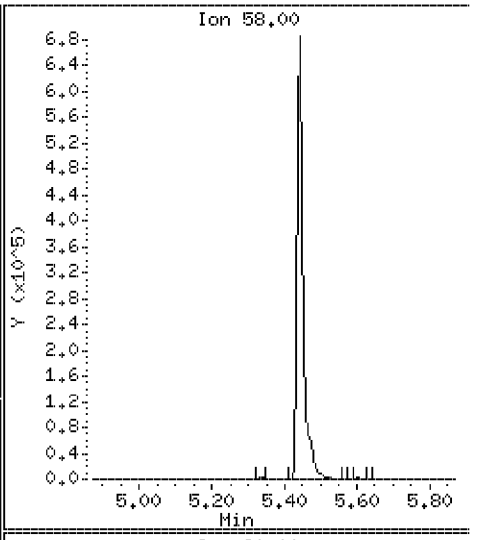

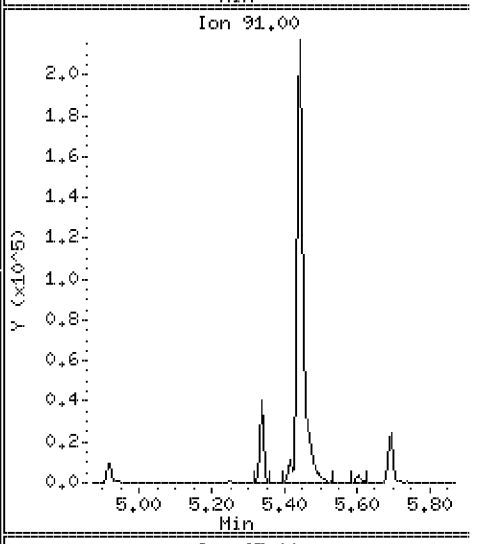

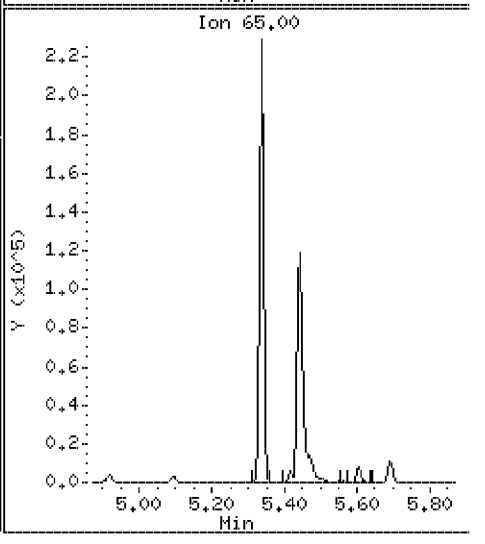

Data File: \\Svecd04\DD\chem\smsd03.i\S3042312.b\AP9SEC2.D

Date : 23-APR-2012 20:15

Client ID: AP9SEC

Instrument: smsd03.i

Sample Info: 44612

Purge Volume: 1000.0

Operator: PEL

Column phase: HPMS-5

Column diameter: 0.25

46 2,6-Dichlorophenol

Concentration: 45.5 ug/l

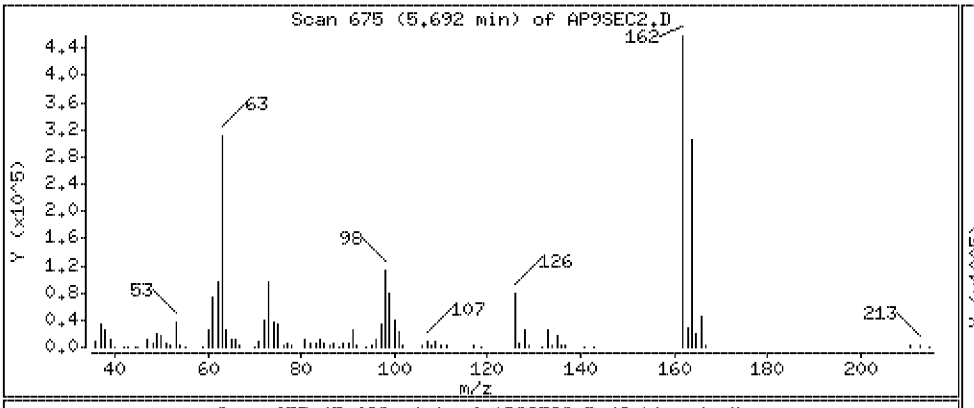

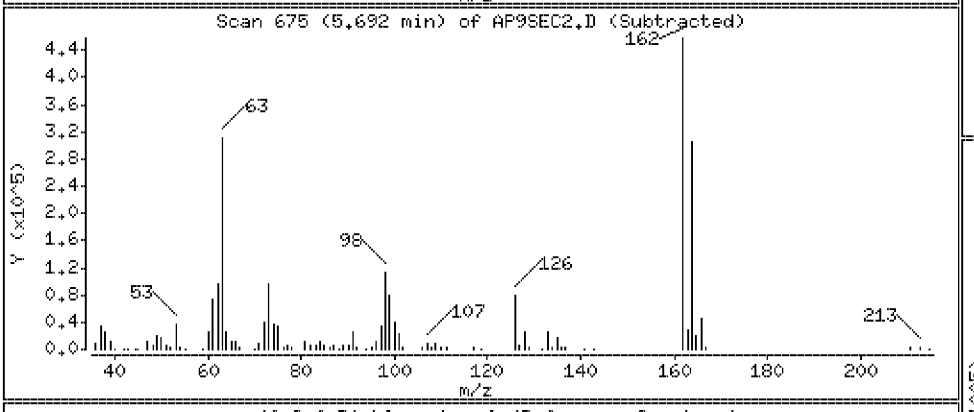

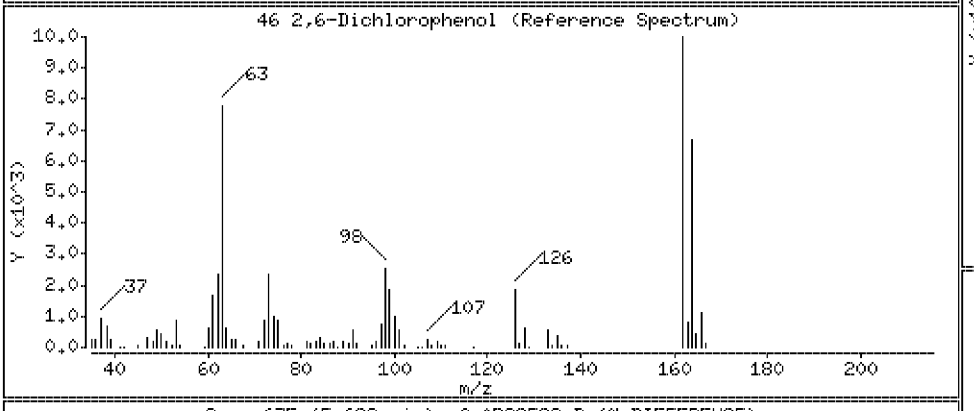

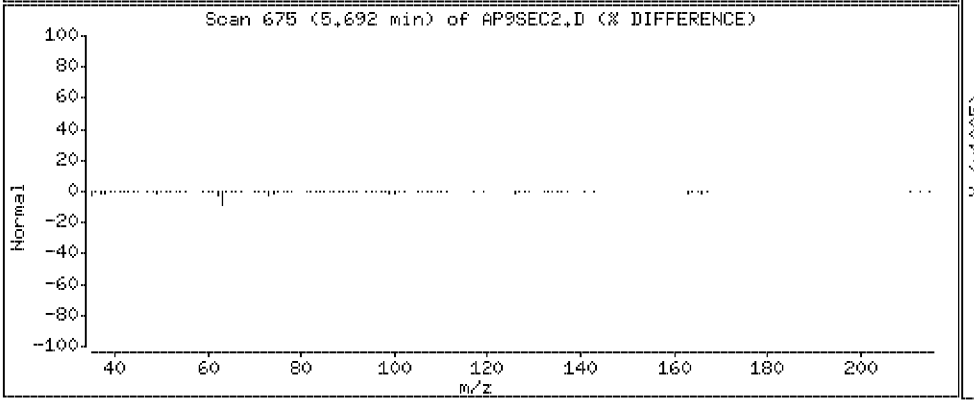

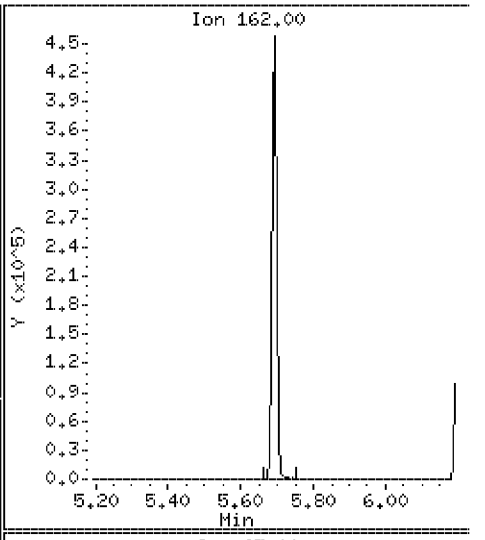

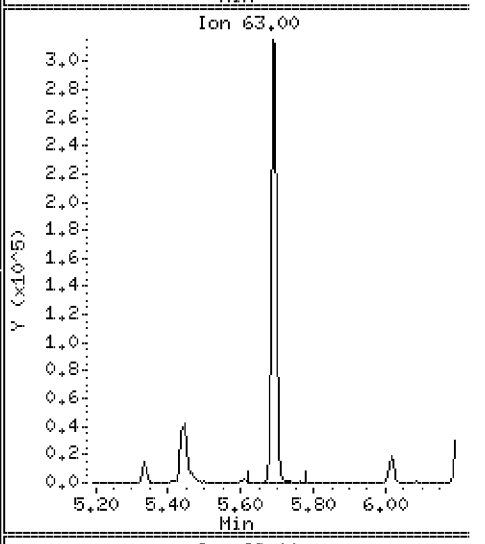

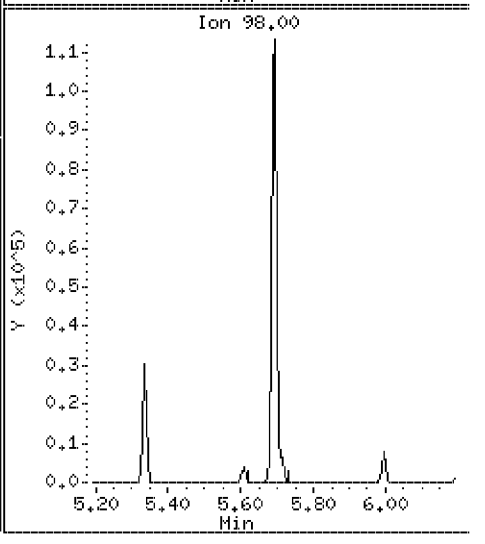

Data File: \\Svecd04\DD\chem\smsd03.i\S3042312.b\AP9SEC2.D

Date : 23-APR-2012 20:15

Client ID: AP9SEC

Instrument: smsd03.i

Sample Info: 44612

Purge Volume: 1000.0

Operator: PEL

Column phase: HPMS-5

Column diameter: 0.25

47 Hexachloropropene

Concentration: 41.3 ug/l

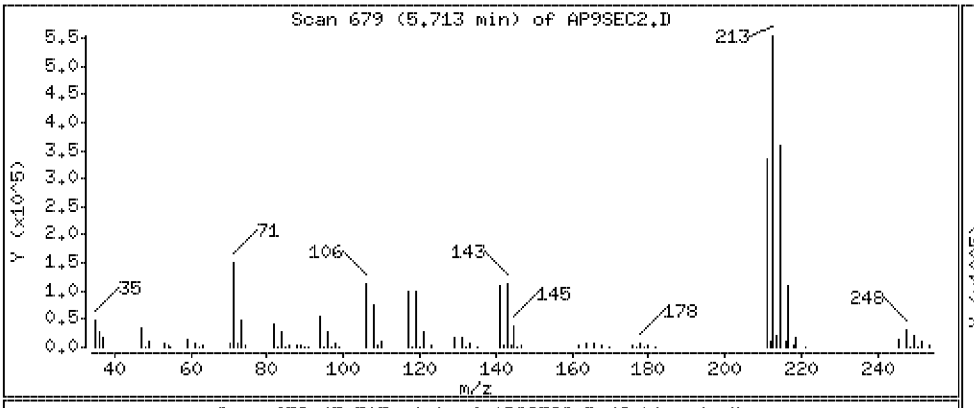

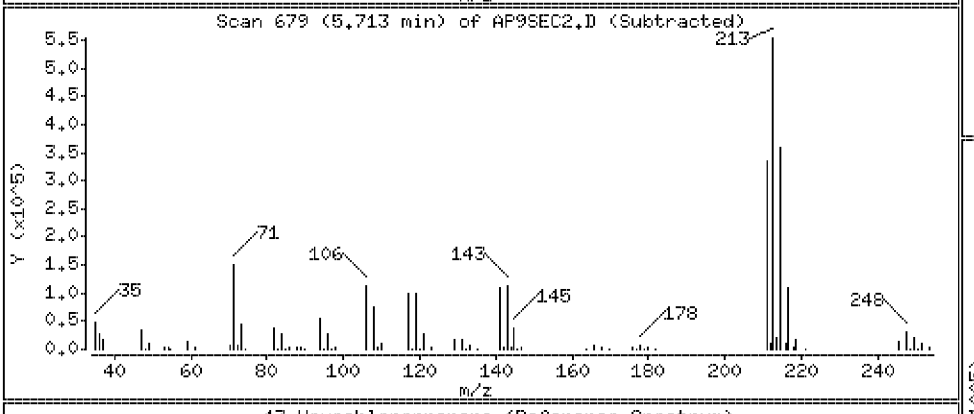

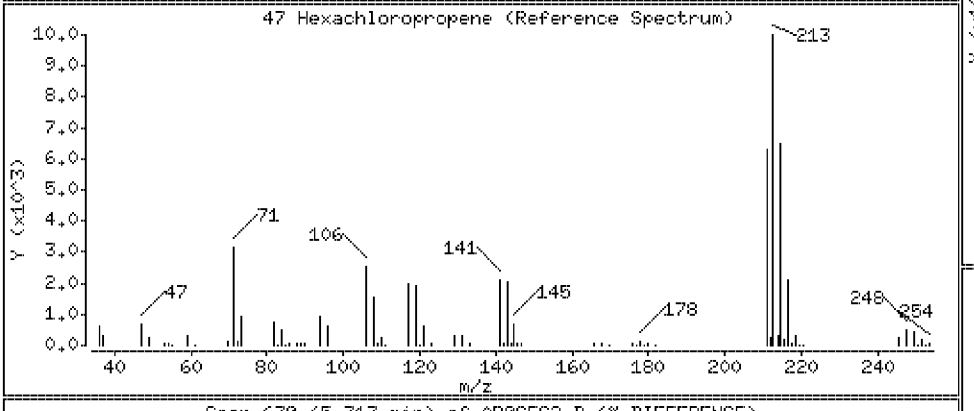

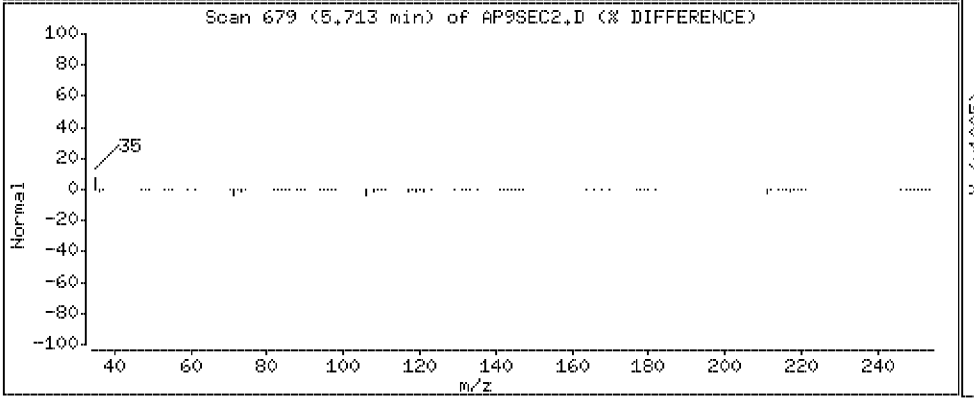

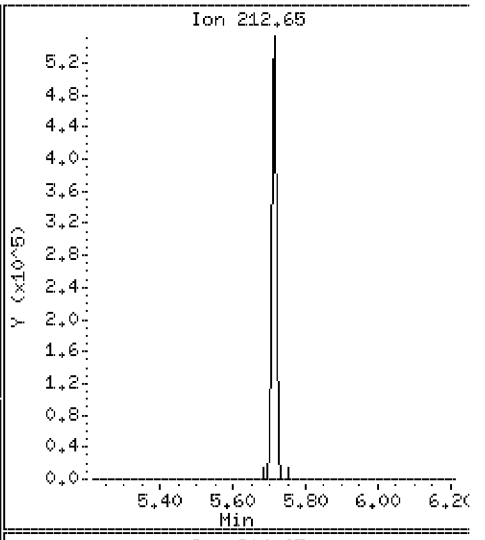

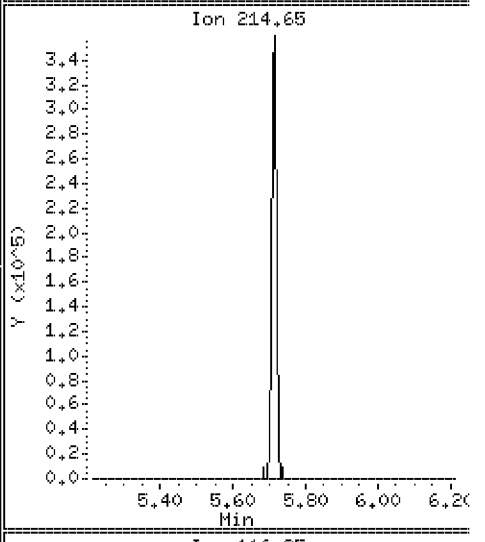

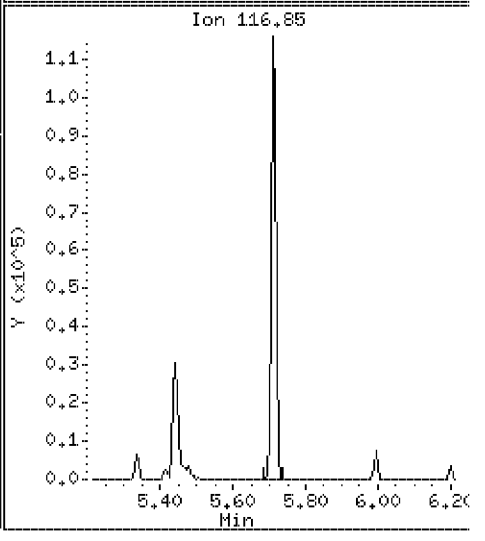

Data File: \\Svecd04\DD\chem\smsd03.i\S3042312.b\AP9SEC2.D

Date : 23-APR-2012 20:15

Client ID: AP9SEC

Instrument: smsd03.i

Sample Info: 44612

Purge Volume: 1000.0

Operator: PEL

Column phase: HPMS-5

Column diameter: 0.25

49 N-Nitrosodi-n-butylamine

Concentration: 44.2 ug/l

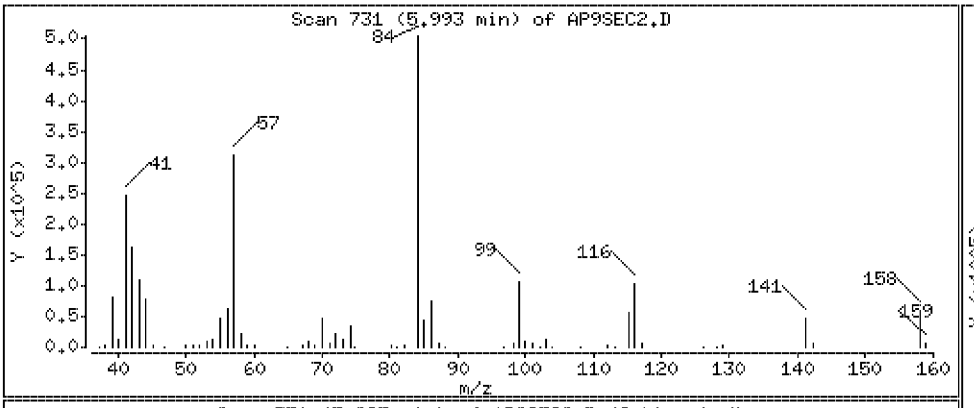

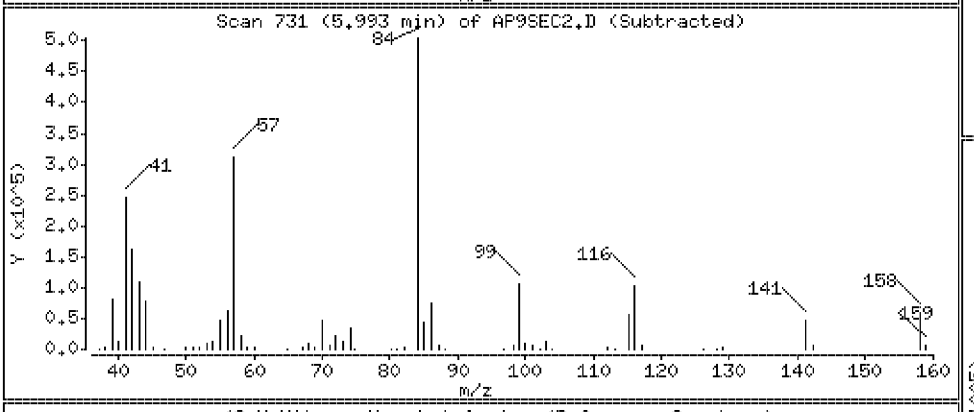

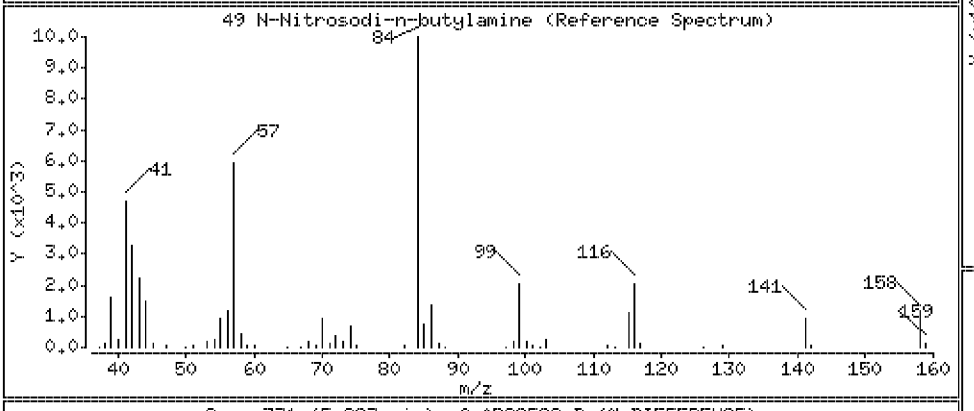

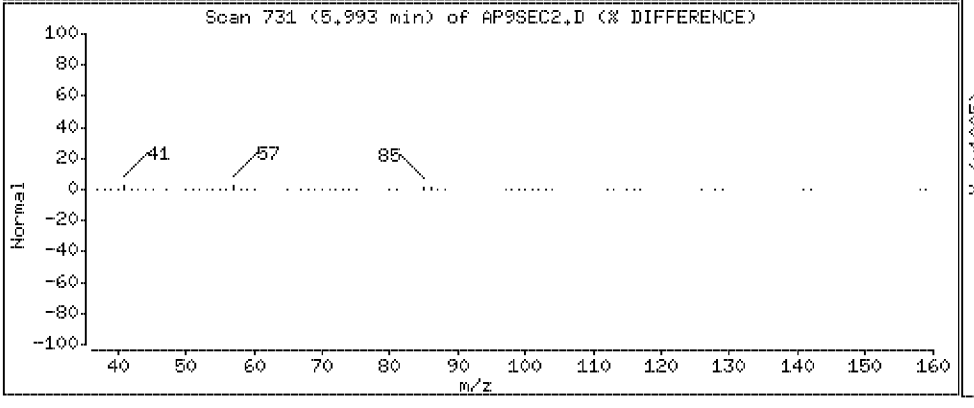

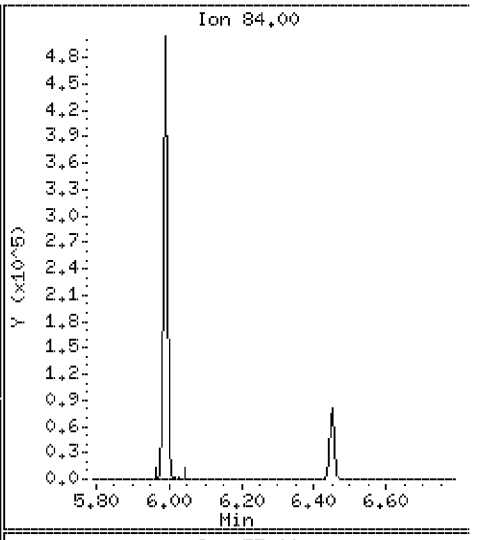

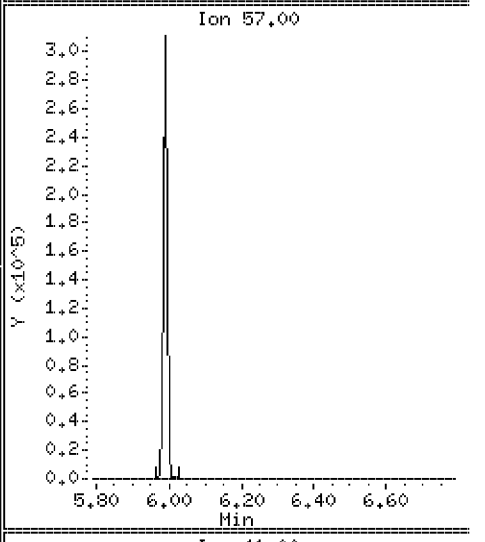

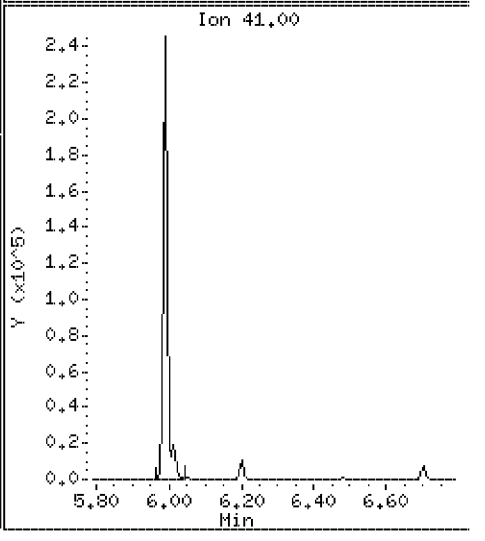

Data File: \\Svecd04\DD\chem\smsd03.i\S3042312.b\AP9SEC2.D

Date : 23-APR-2012 20:15

Client ID: AP9SEC

Instrument: smsd03.i

Sample Info: 44612

Purge Volume: 1000.0

Operator: PEL

Column phase: HPMS-5

Column diameter: 0.25

52 Isosafrole

Concentration: 46.0 ug/l

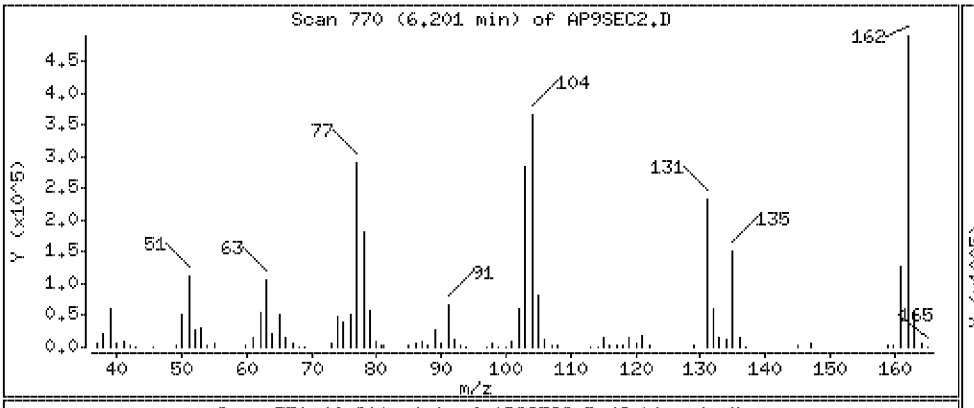

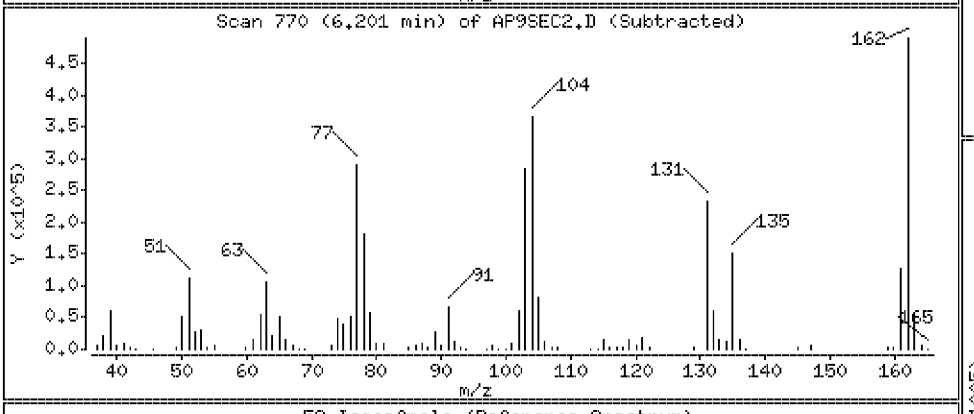

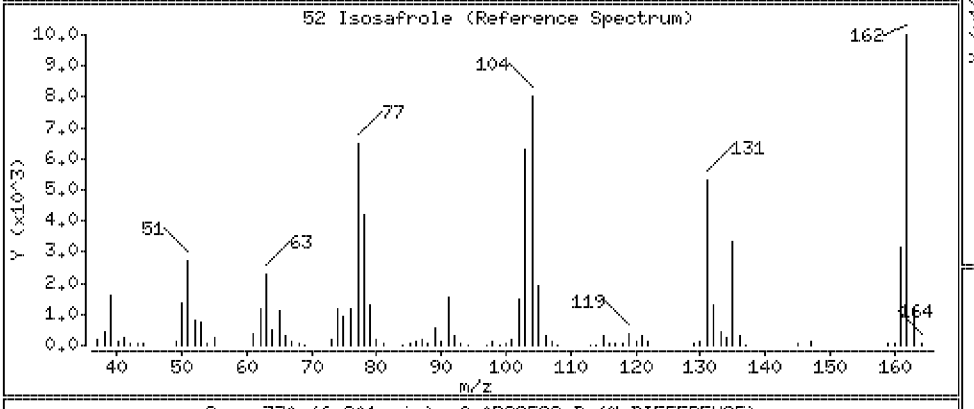

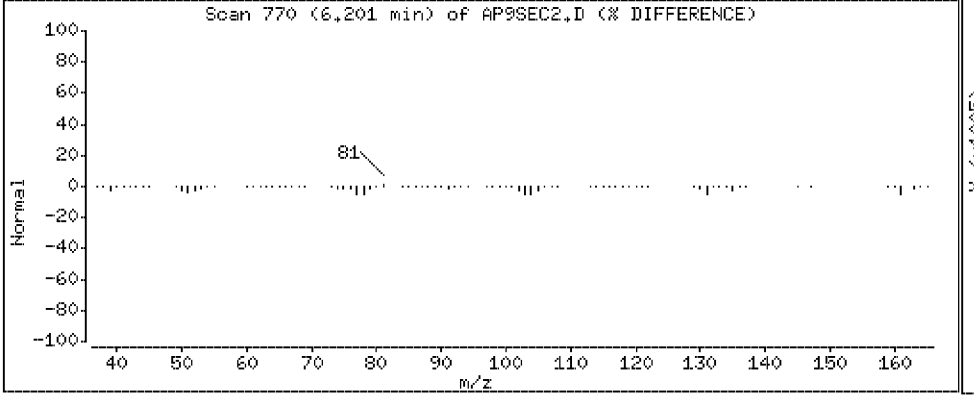

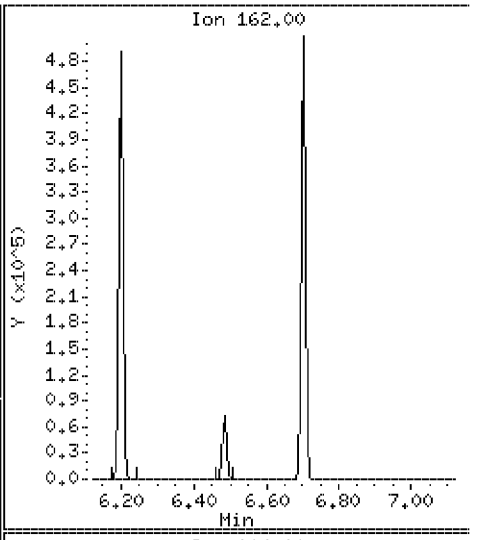

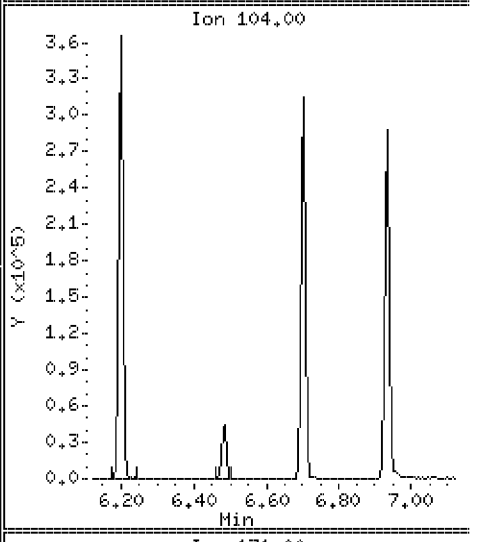

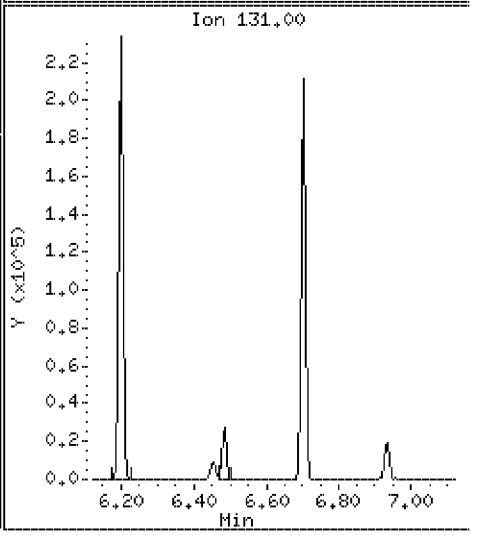

Data File: \\Svecd04\DD\chem\smsd03.i\S3042312.b\AP9SEC2.D

Date : 23-APR-2012 20:15

Client ID: AP9SEC

Instrument: smsd03.i

Sample Info: 44612

Purge Volume: 1000.0

Operator: PEL

Column phase: HPMS-5

Column diameter: 0.25

56 1,2,4,5-Tetrachlorobenzene

Concentration: 42.4 ug/l

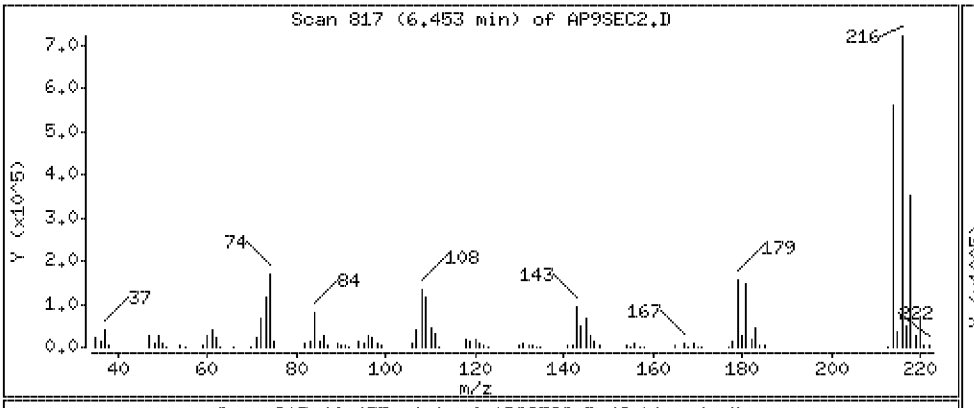

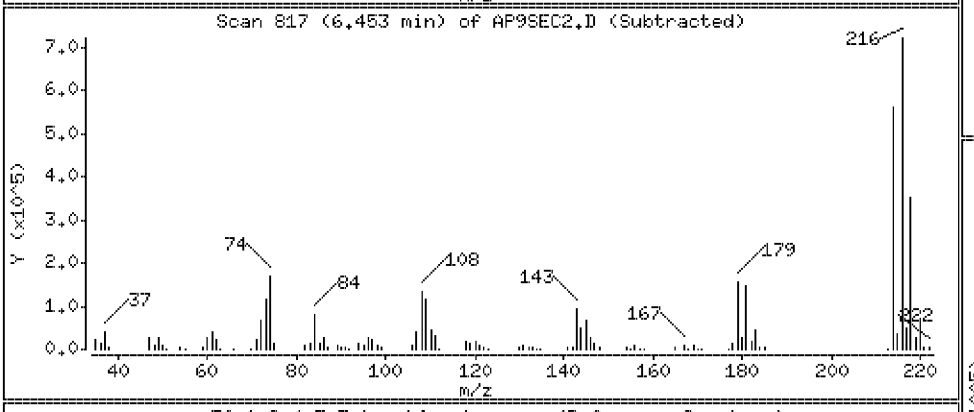

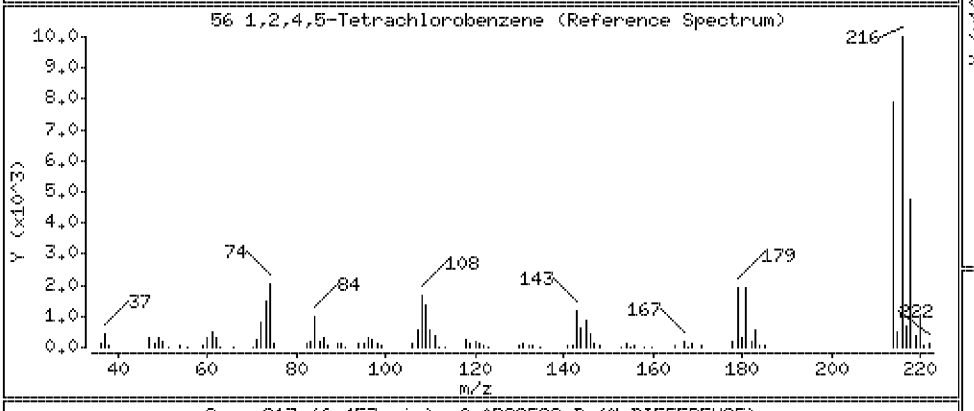

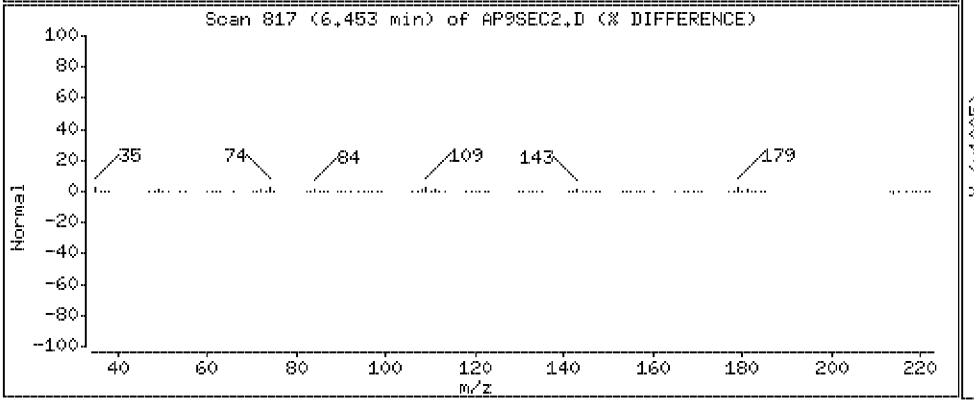

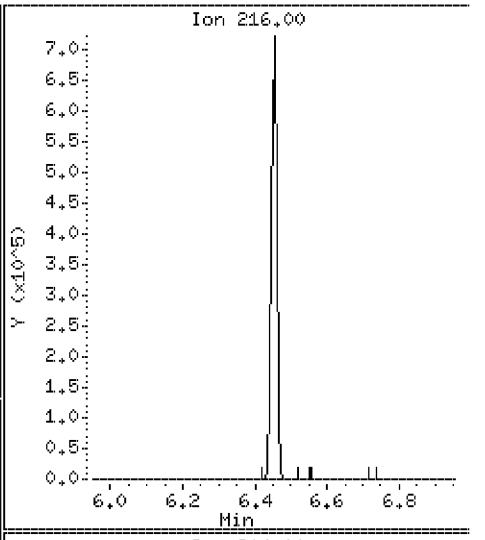

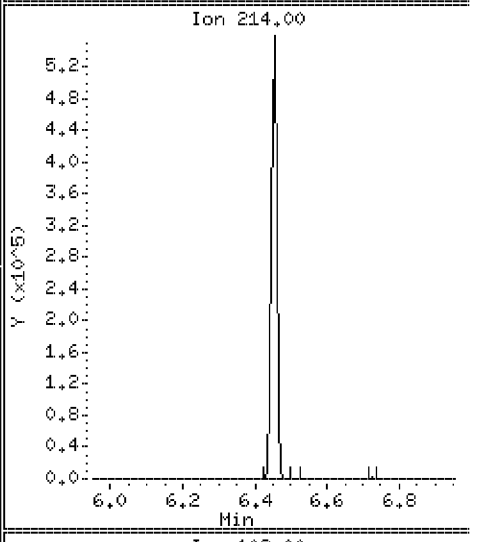

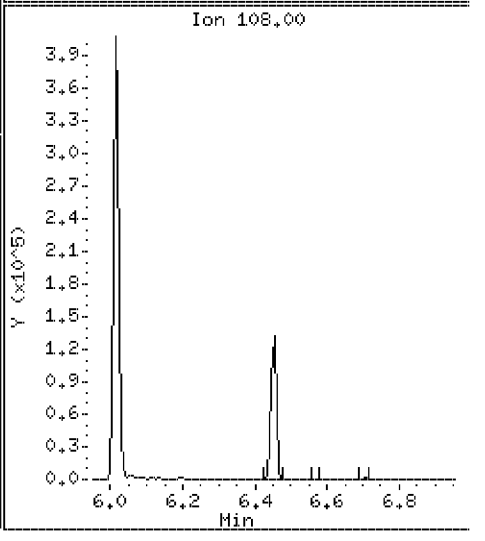

Data File: \\Svecd04\DD\chem\smsd03.i\S3042312.b\AP9SEC2.D

Date : 23-APR-2012 20:15

Client ID: AP9SEC

Instrument: smsd03.i

Sample Info: 44612

Purge Volume: 1000.0

Operator: PEL

Column phase: HPMS-5

Column diameter: 0.25

60 Safrole

Concentration: 50.7 ug/l

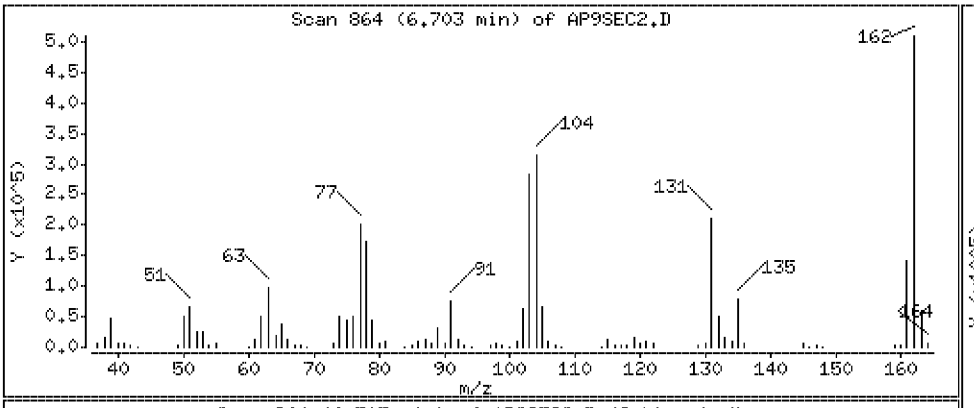

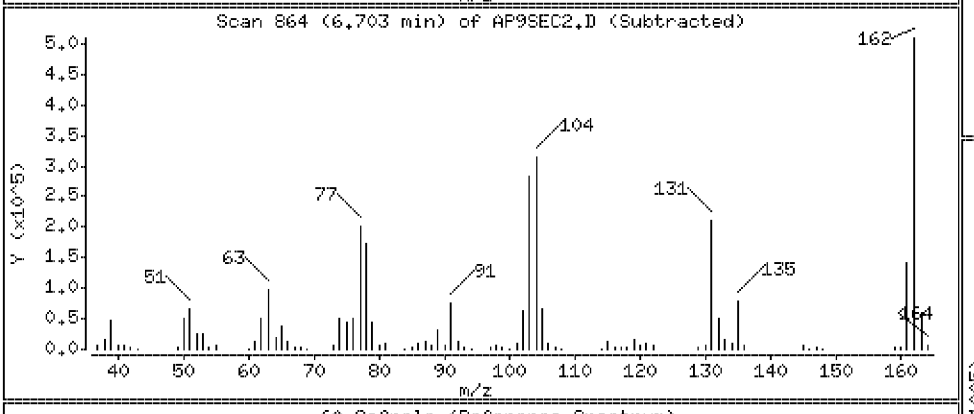

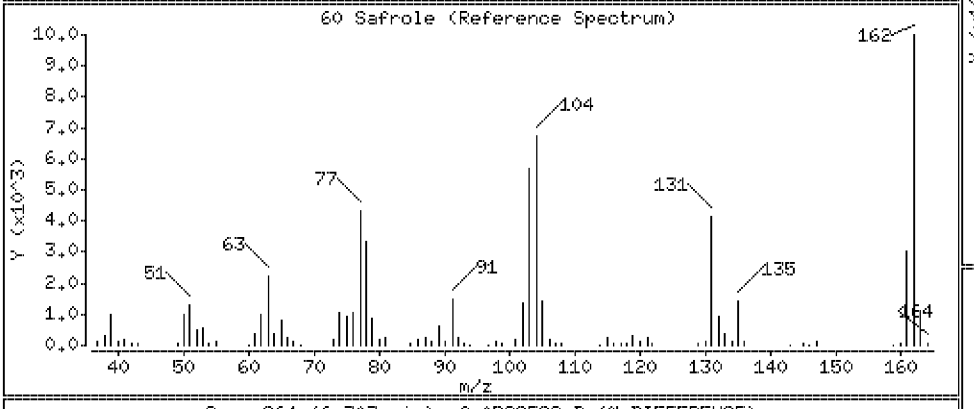

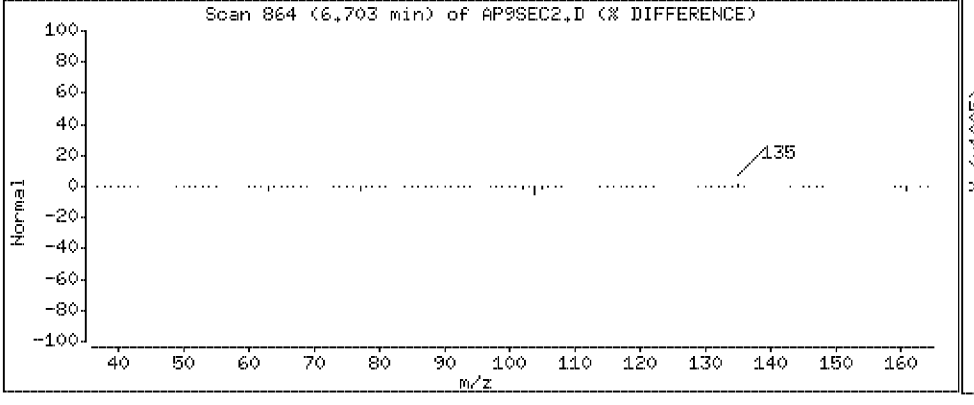

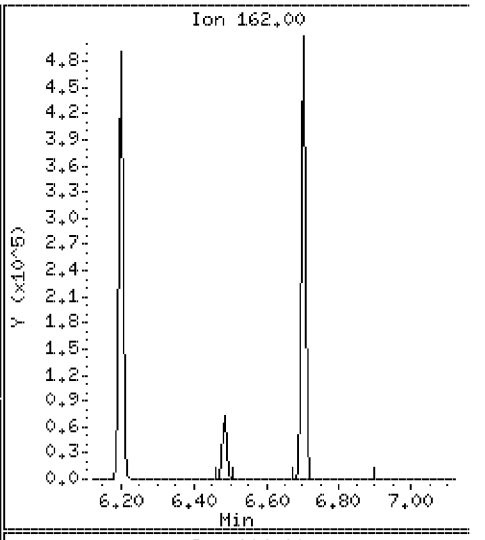

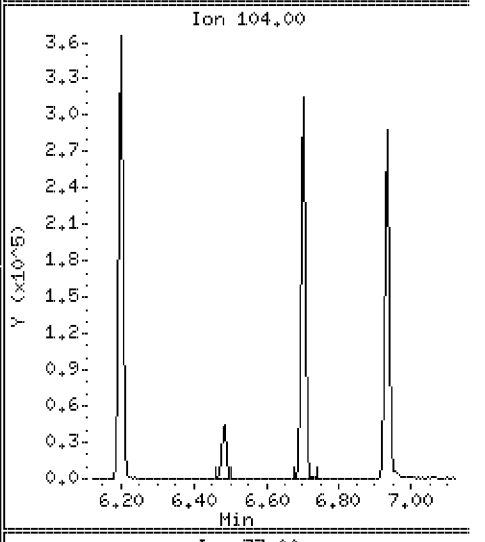

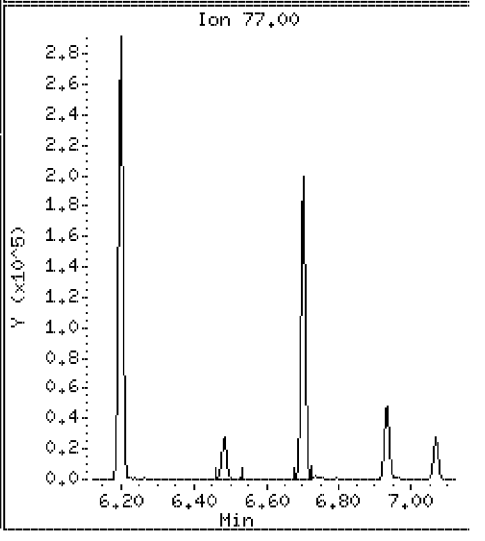

Data File: \\Svecd04\DD\chem\smsd03.i\S3042312.b\AP9SEC2.D

Date : 23-APR-2012 20:15

Client ID: AP9SEC

Instrument: smsd03.i

Sample Info: 44612

Purge Volume: 1000.0

Operator: PEL

Column phase: HPMS-5

Column diameter: 0.25

64 1,4-Naphthoquinone

Concentration: 44.7 ug/l

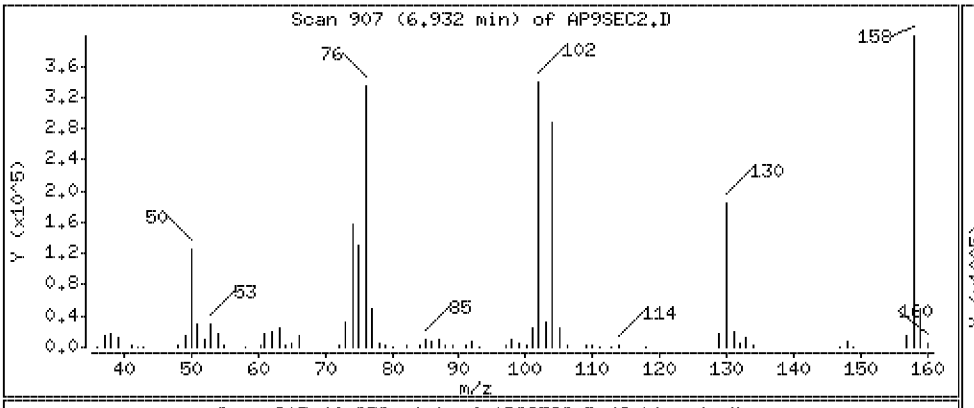

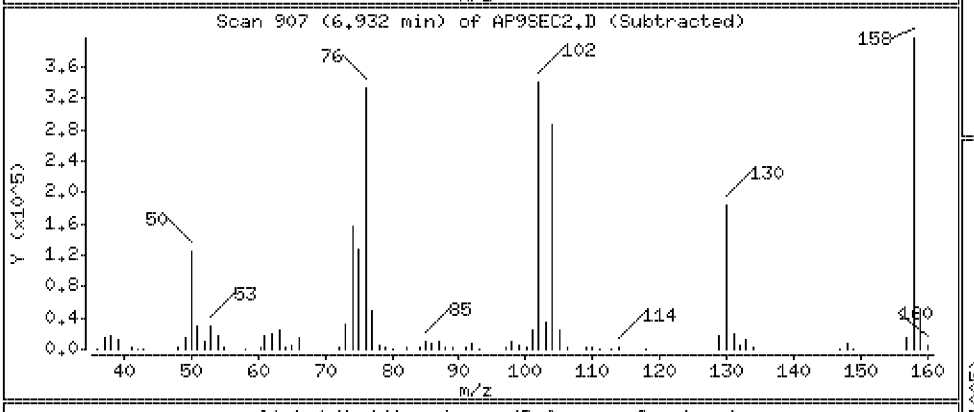

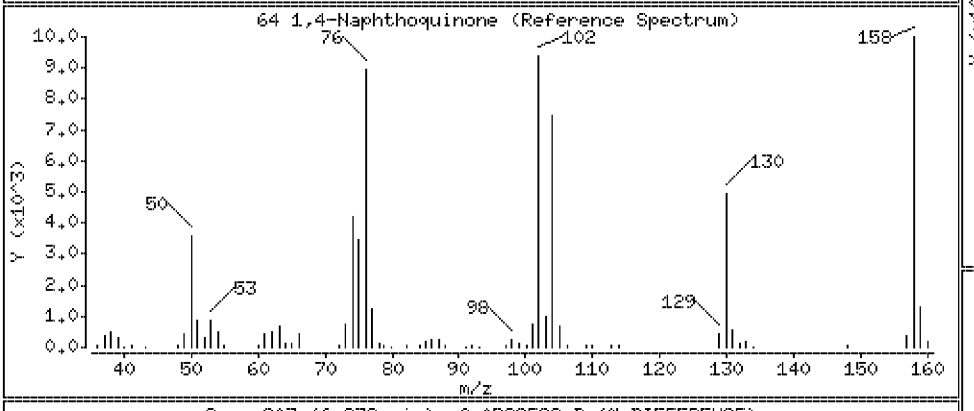

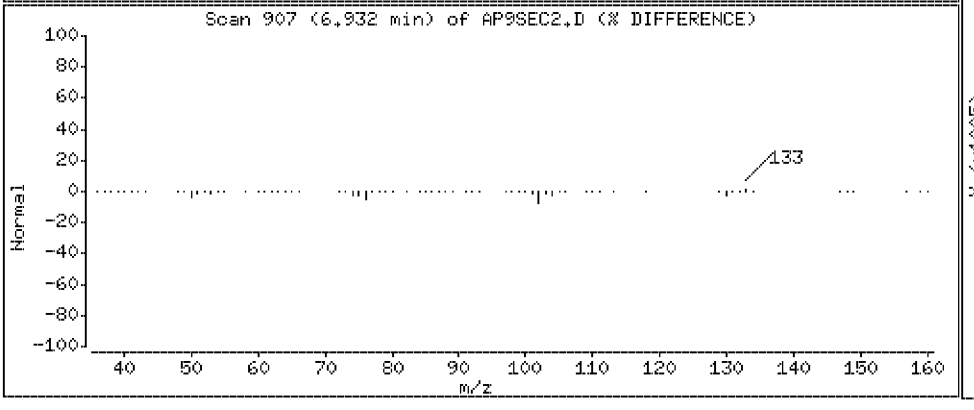

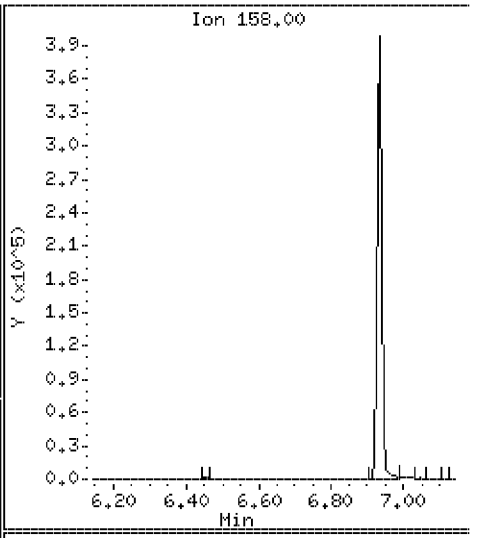

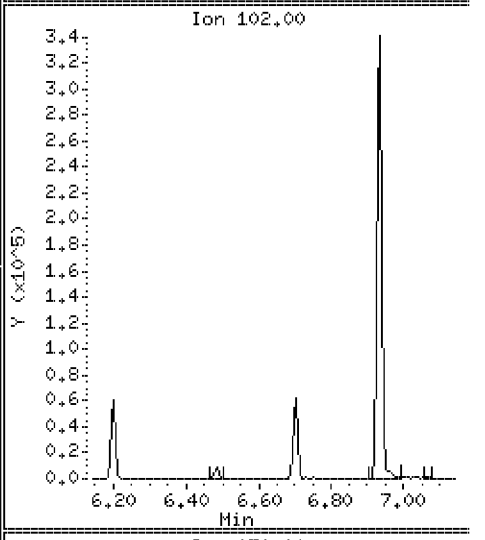

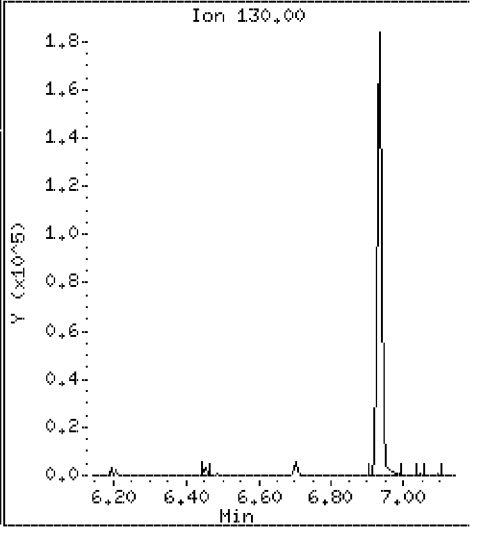

Data File: \\Svecd04\DD\chem\smsd03.i\S3042312.b\AP9SEC2.D

Date : 23-APR-2012 20:15

Client ID: AP9SEC

Instrument: smsd03.i

Sample Info: 44612

Purge Volume: 1000.0

Operator: PEL

Column phase: HPMS-5

Column diameter: 0.25

66 1,3-Dinitrobenzene

Concentration: 47.5 ug/l

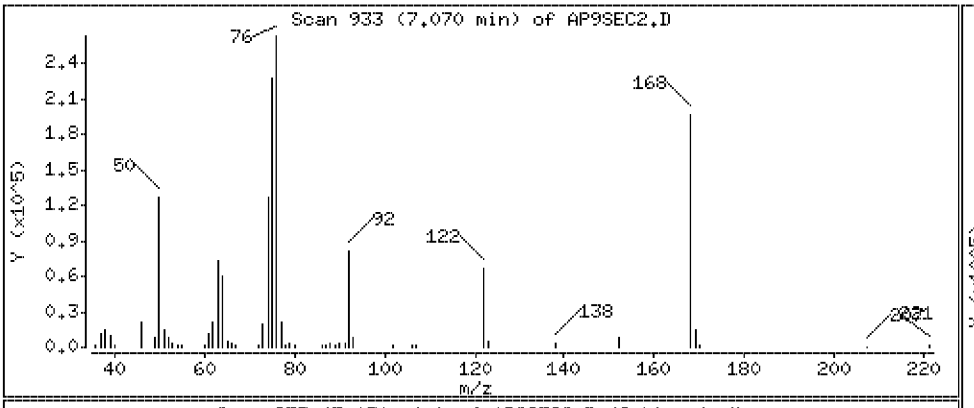

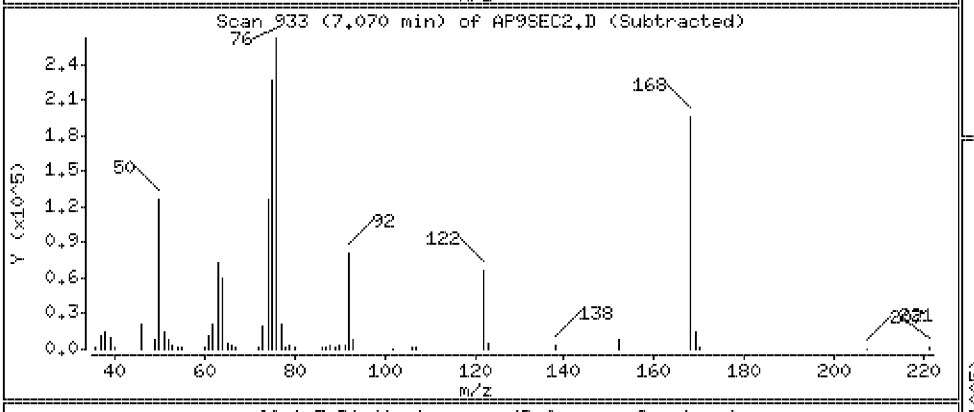

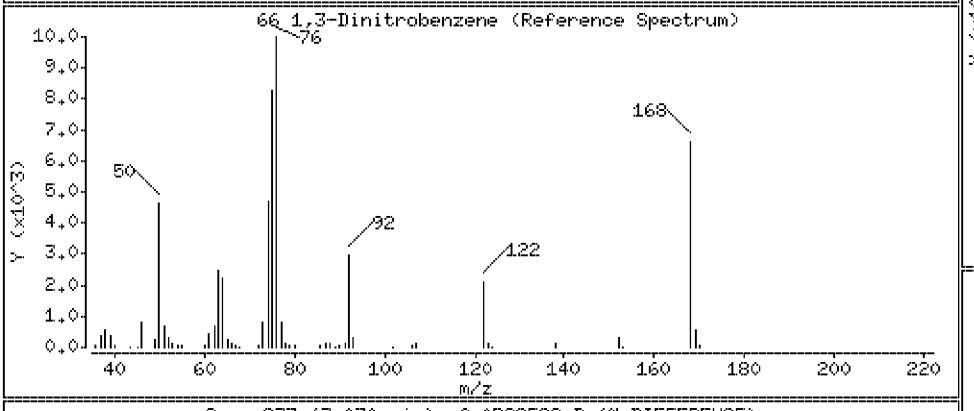

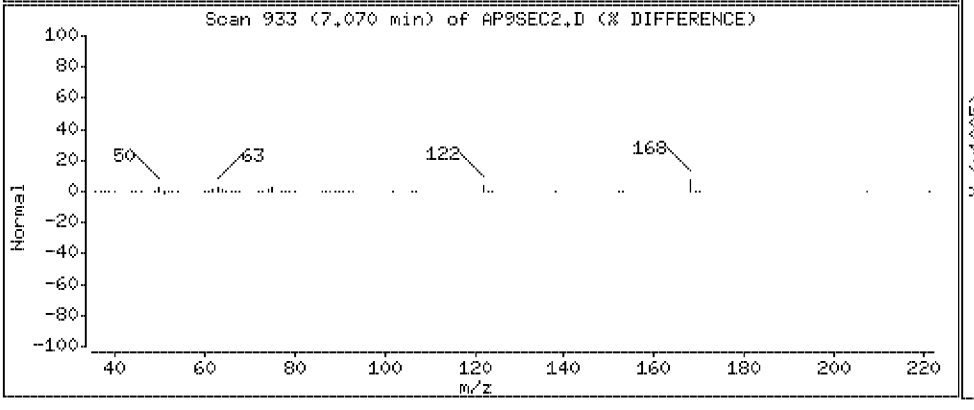

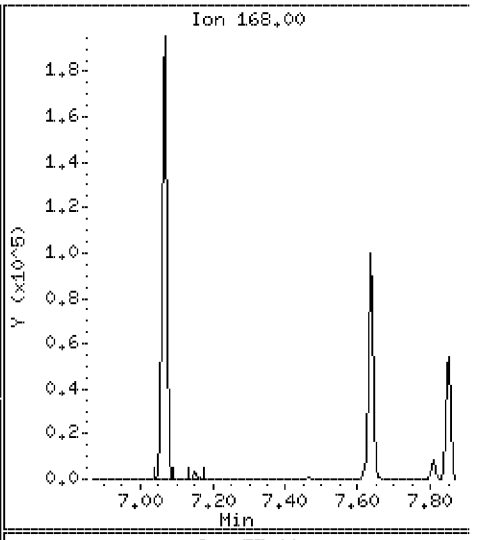

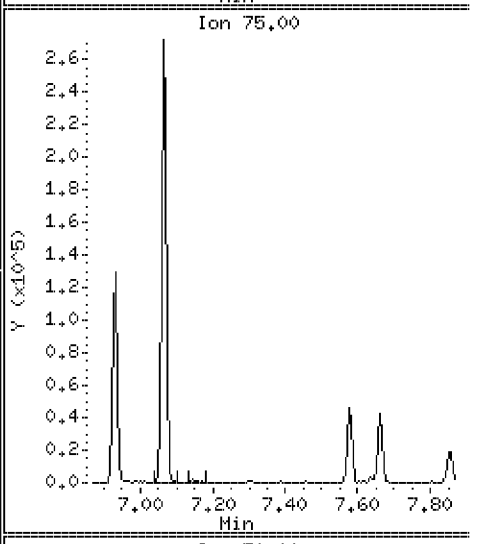

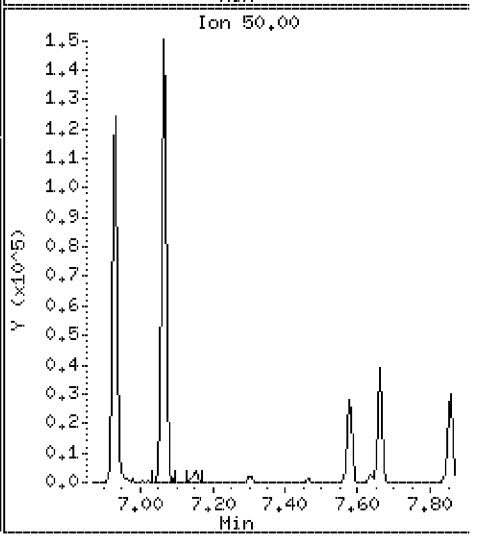

Data File: \\Svecd04\DD\chem\smsd03.i\S3042312.b\AP9SEC2.D

Date : 23-APR-2012 20:15

Client ID: AP9SEC

Instrument: smsd03.i

Sample Info: 44612

Purge Volume: 1000.0

Operator: PEL

Column phase: HPMS-5

Column diameter: 0.25

73 Pentachlorobenzene

Concentration: 44.2 ug/l

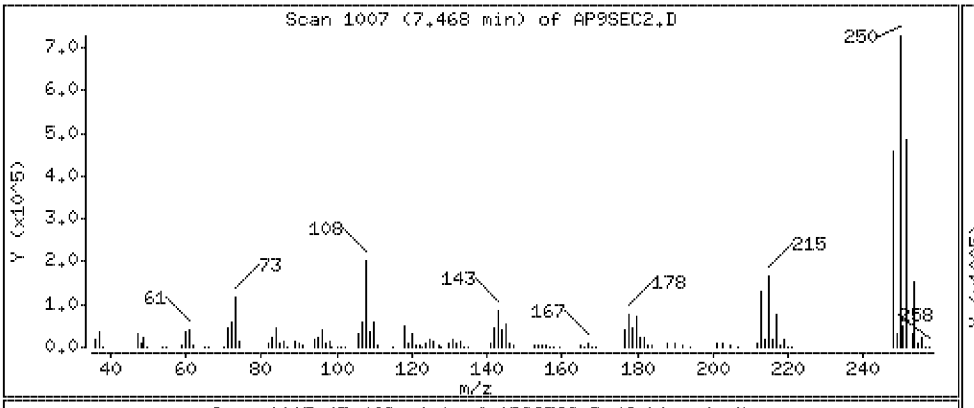

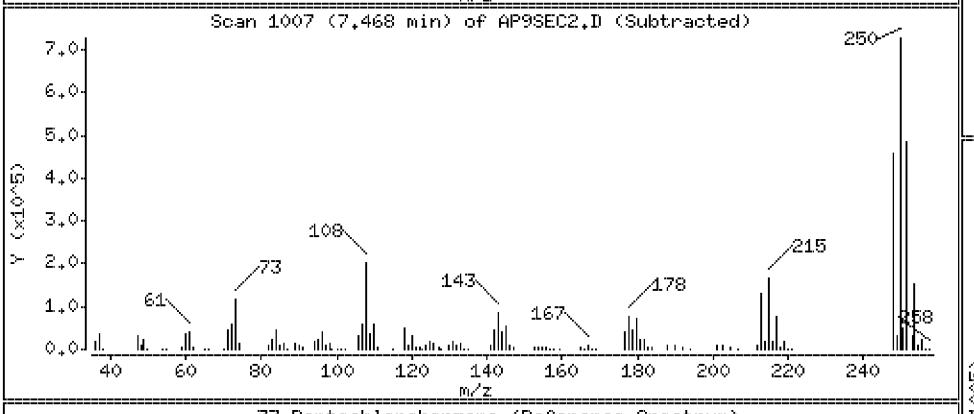

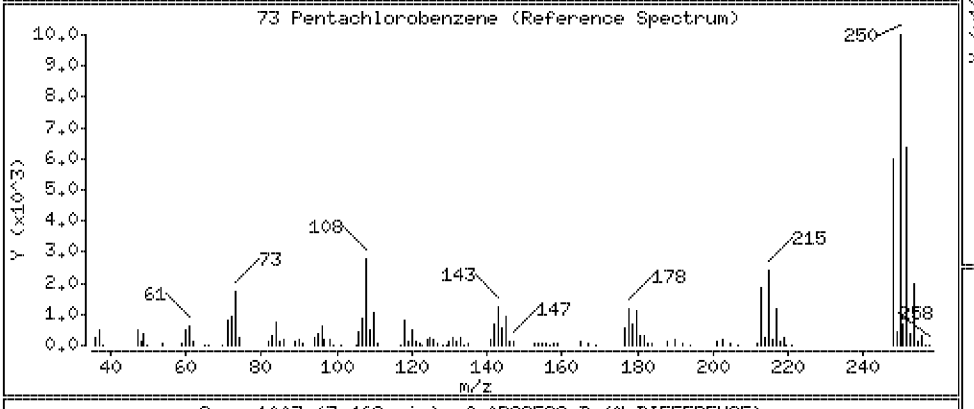

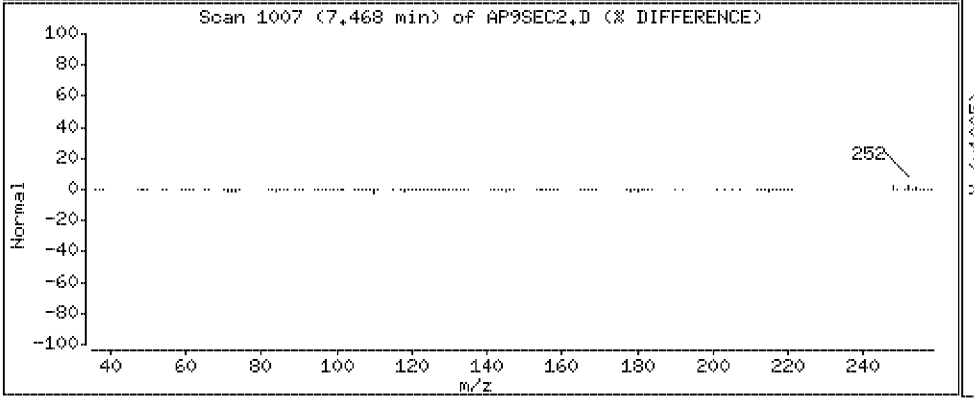

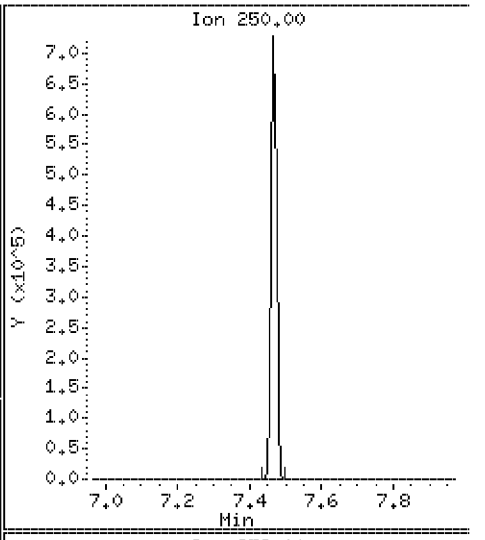

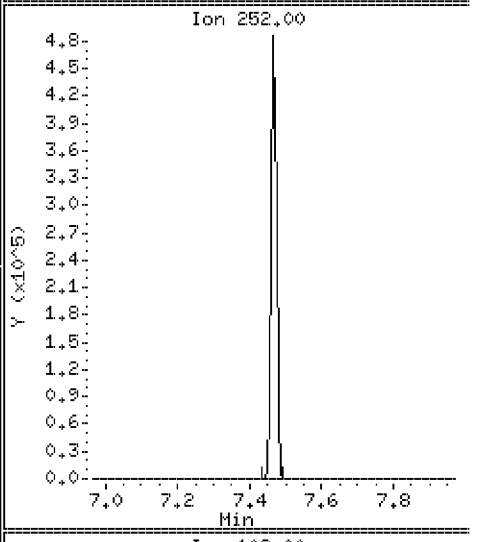

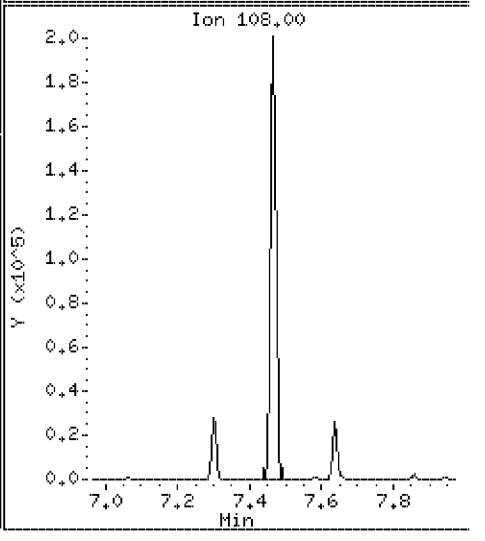

Data File: \\Svecd04\DD\chem\smsd03.i\S3042312.b\AP9SEC2.D

Date : 23-APR-2012 20:15

Client ID: AP9SEC

Instrument: smsd03.i

Sample Info: 44612

Purge Volume: 1000.0

Operator: PEL

Column phase: HPMS-5

Column diameter: 0.25

77 1-Naphthylamine

Concentration: 59.6 ug/l

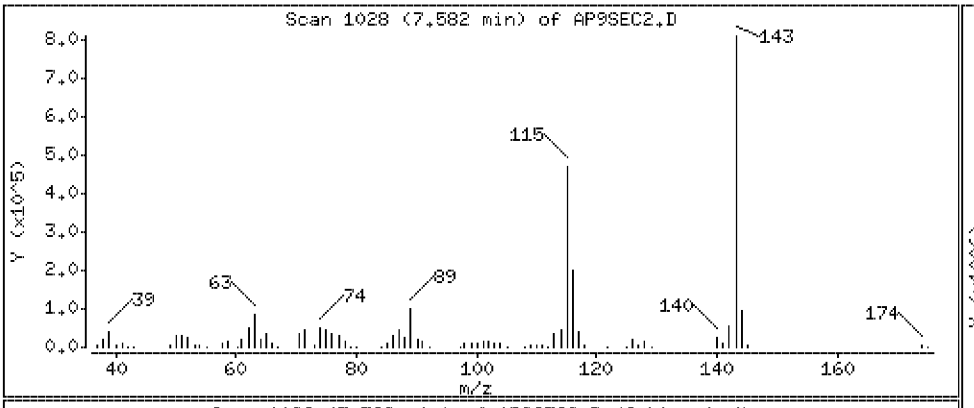

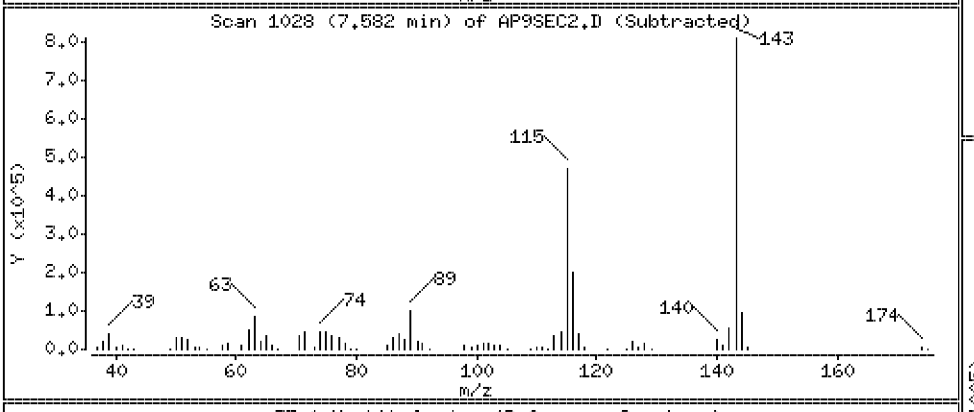

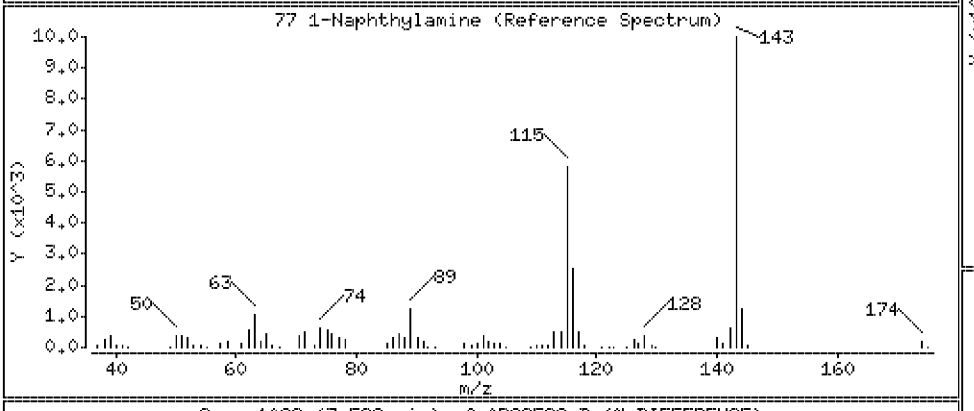

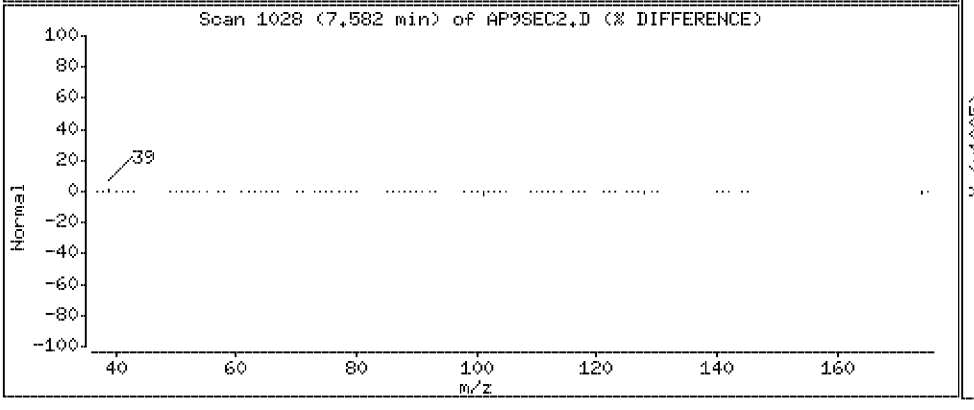

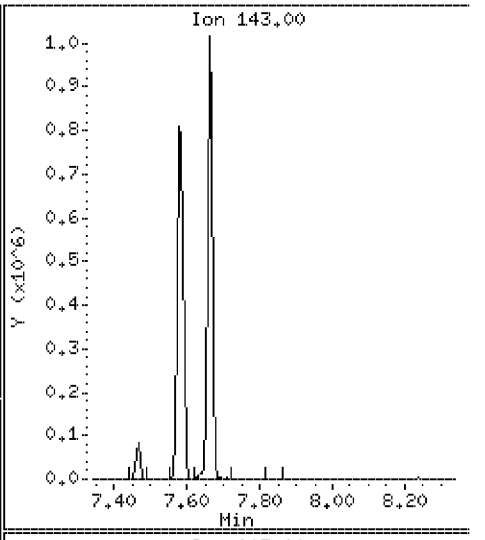

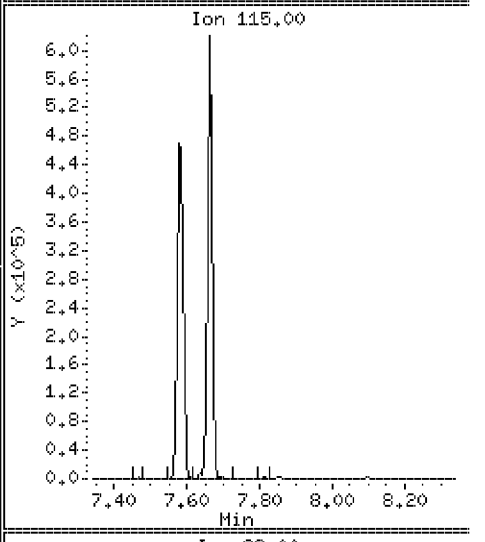

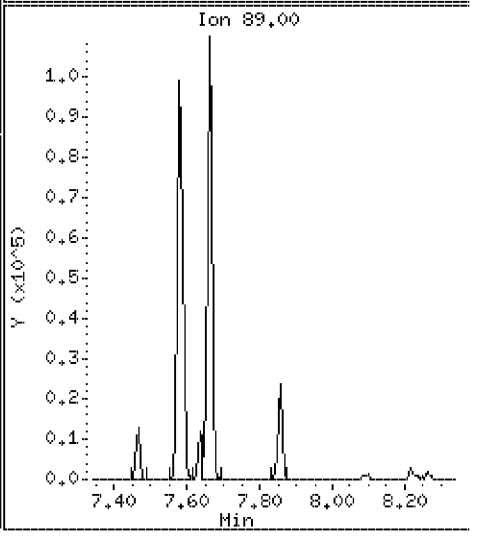

Data File: \\Svecd04\DD\chem\smsd03.i\S3042312.b\AP9SEC2.D

Date : 23-APR-2012 20:15

Client ID: AP9SEC

Instrument: smsd03.i

Sample Info: 44612

Purge Volume: 1000.0

Operator: PEL

Column phase: HPMS-5

Column diameter: 0.25

78 2,3,4,6-Tetrachlorophenol

Concentration: 41.6 ug/l

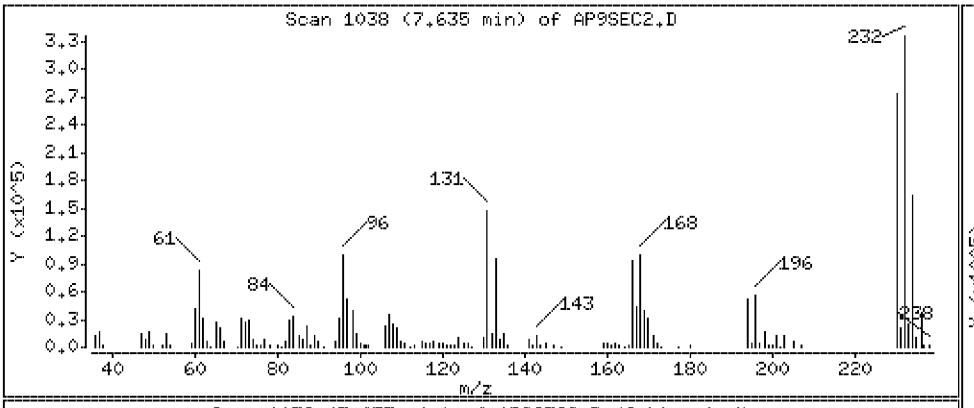

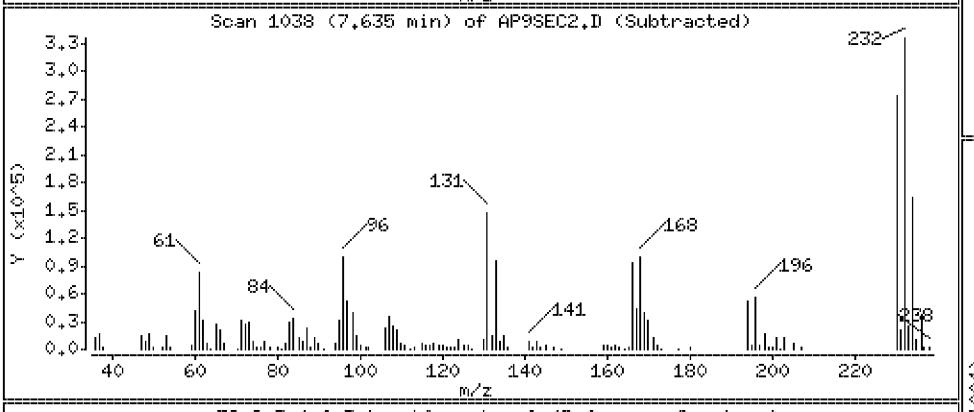

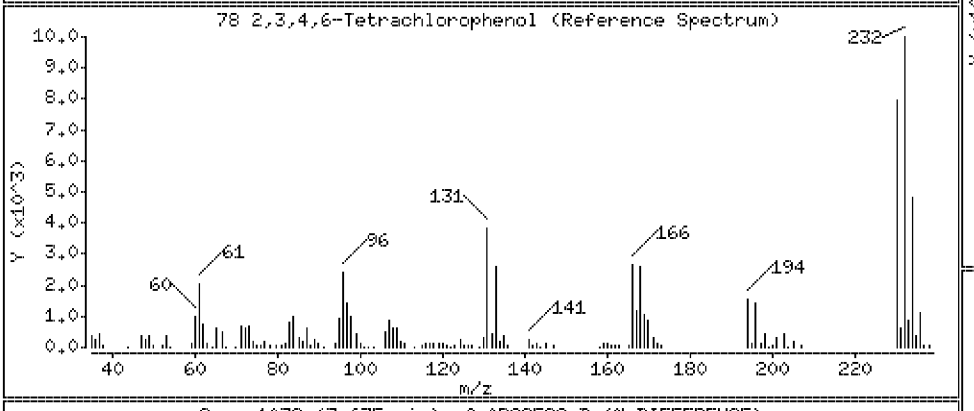

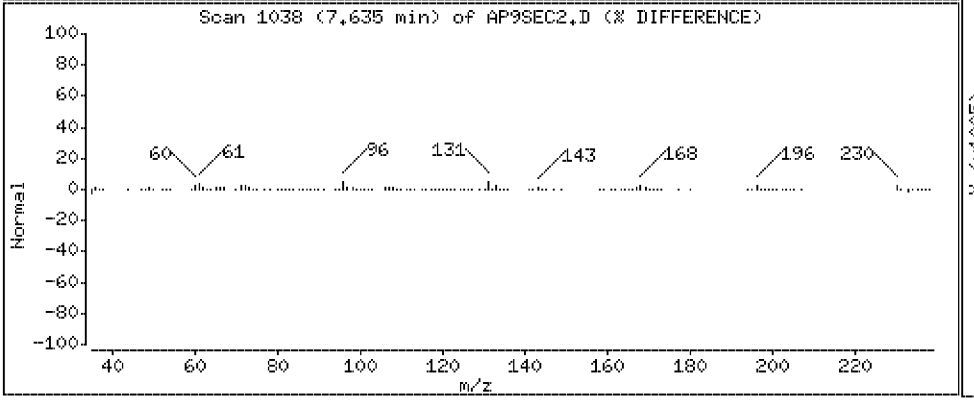

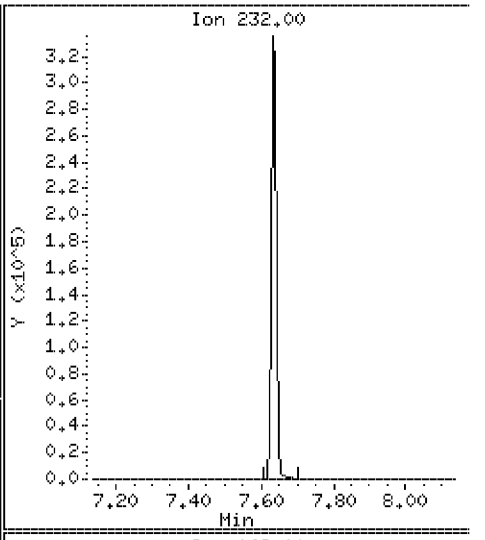

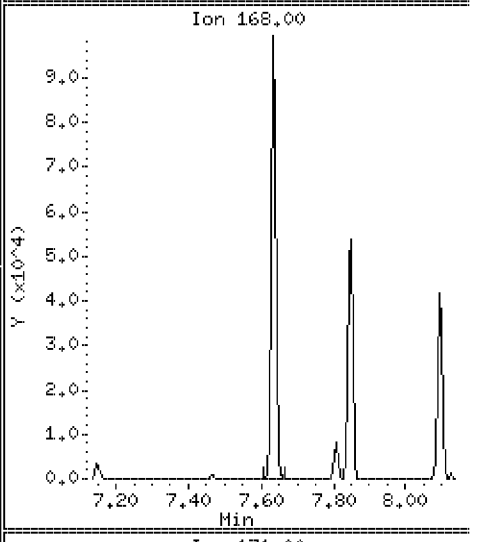

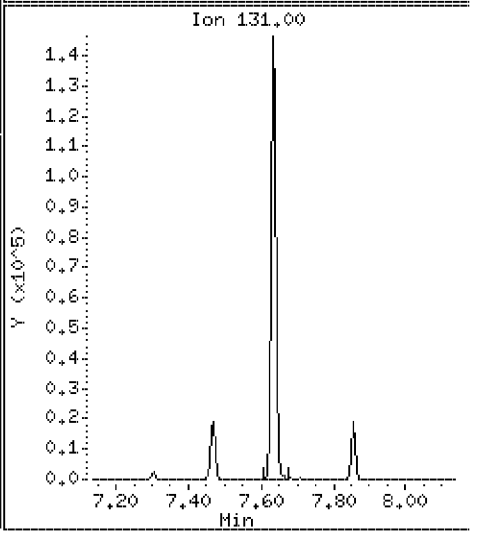

Data File: \\Svecd04\DD\chem\smsd03.i\S3042312.b\AP9SEC2.D

Date : 23-APR-2012 20:15

Client ID: AP9SEC

Instrument: smsd03.i

Sample Info: 44612

Purge Volume: 1000.0

Operator: PEL

Column phase: HPMS-5

Column diameter: 0.25

79 2-Naphthylamine

Concentration: 55.2 ug/l

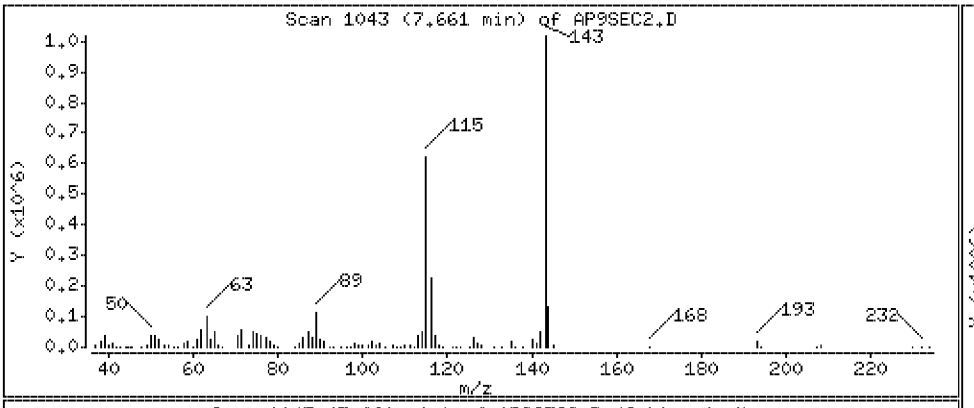

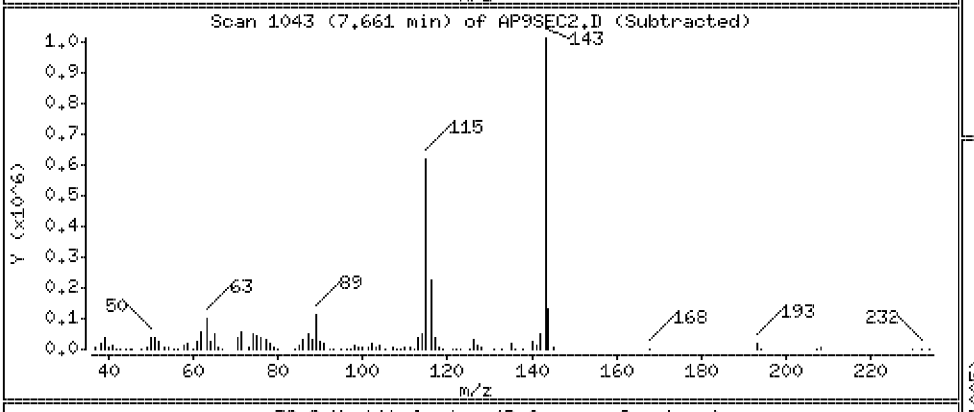

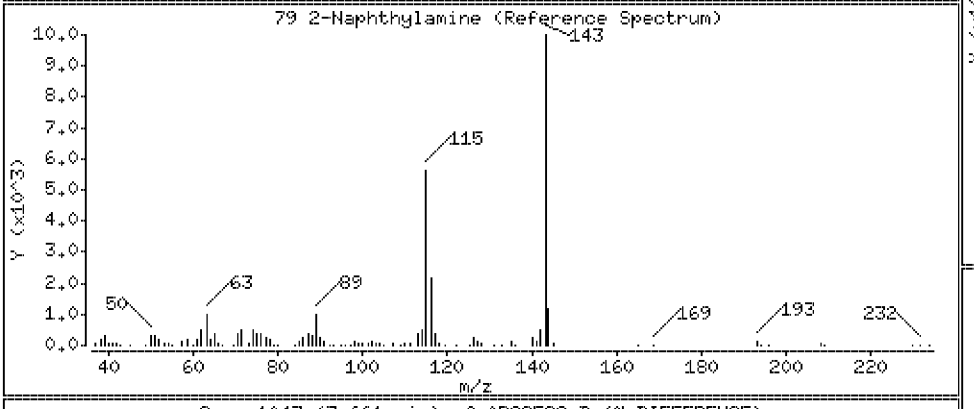

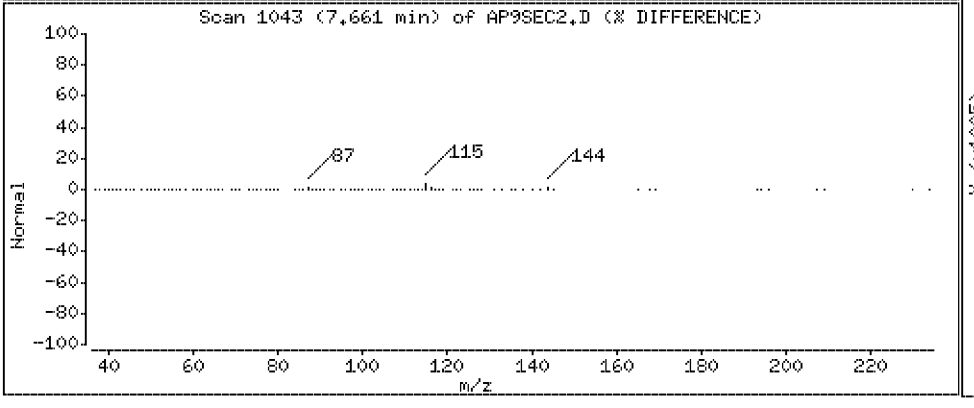

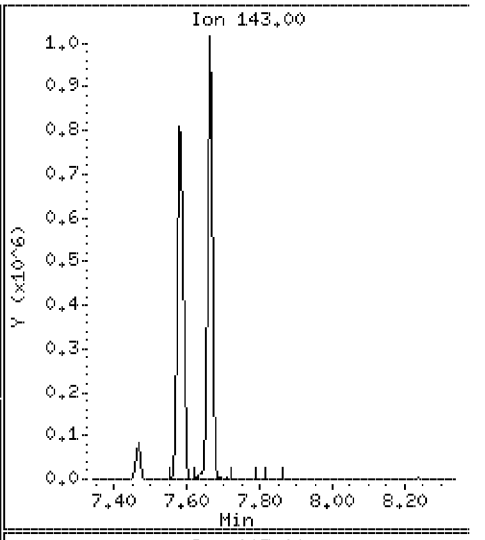

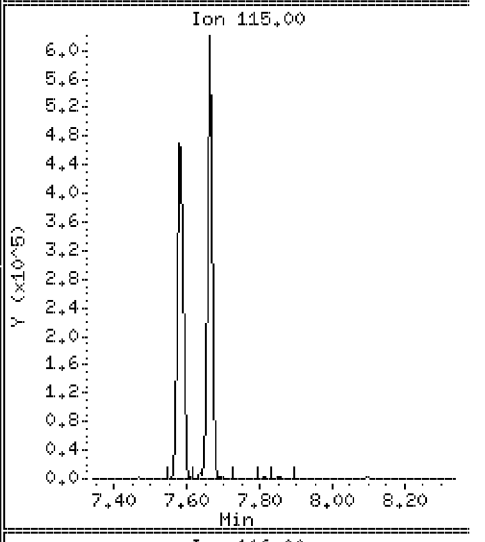

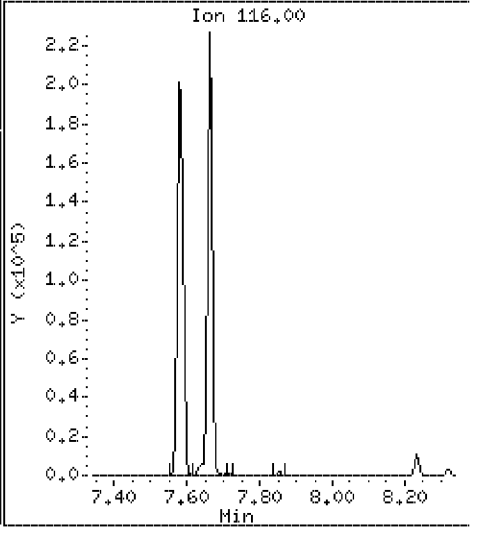

Data File: \\Svecd04\DD\chem\smsd03.i\S3042312.b\AP9SEC2.D

Date : 23-APR-2012 20:15

Client ID: AP9SEC

Instrument: smsd03.i

Sample Info: 44612

Purge Volume: 1000.0

Operator: PEL

Column phase: HPMS-5

Column diameter: 0.25

83 5-Nitro-ortho-toluidine

Concentration: 42.3 ug/l

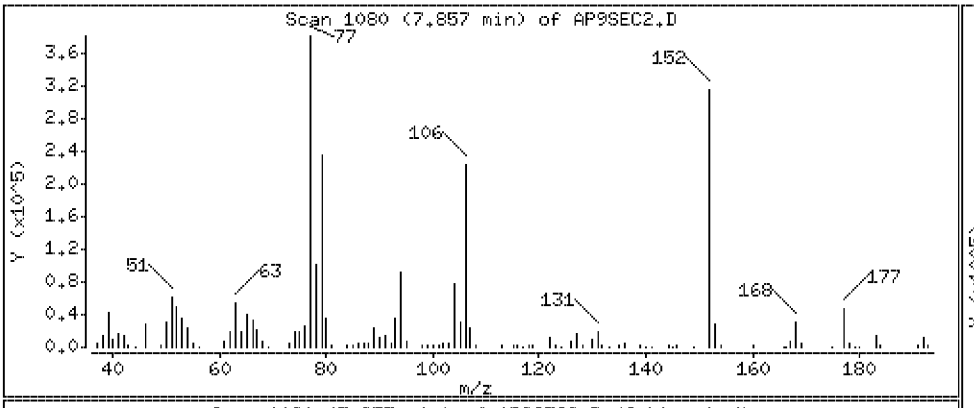

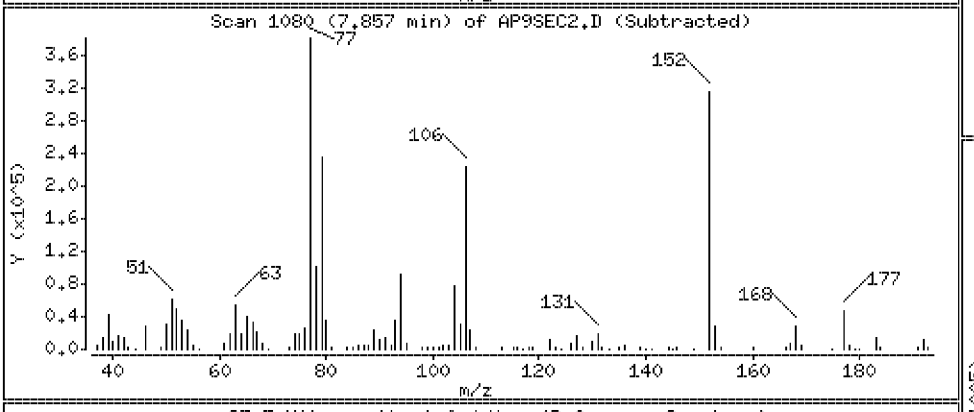

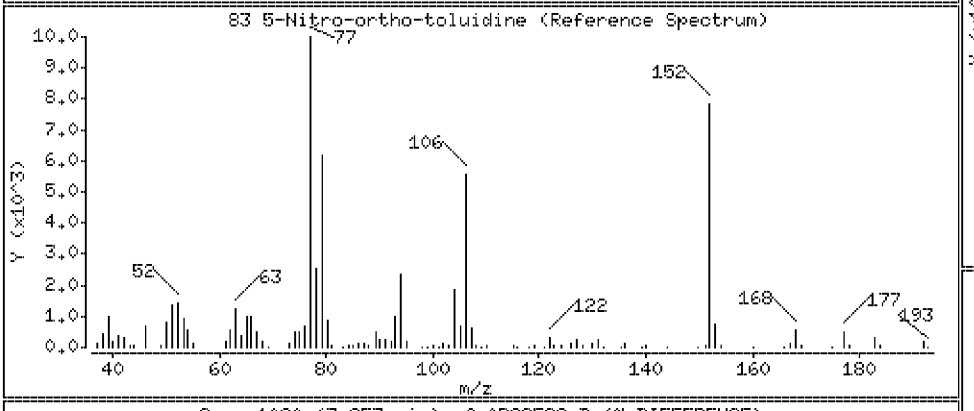

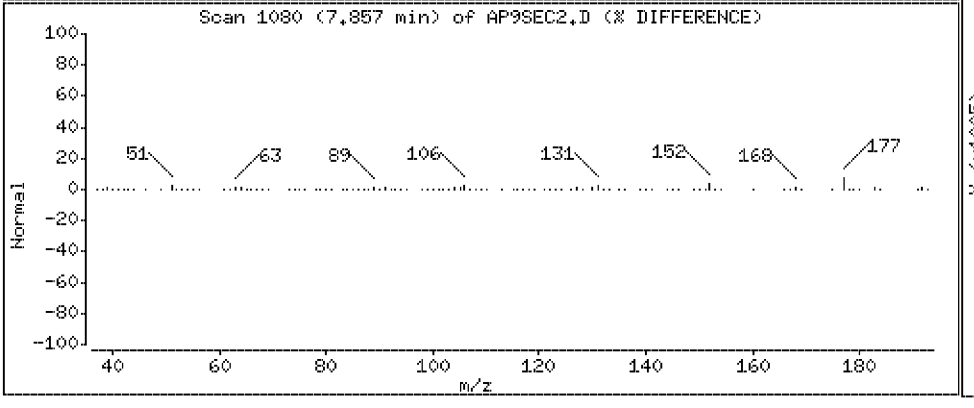

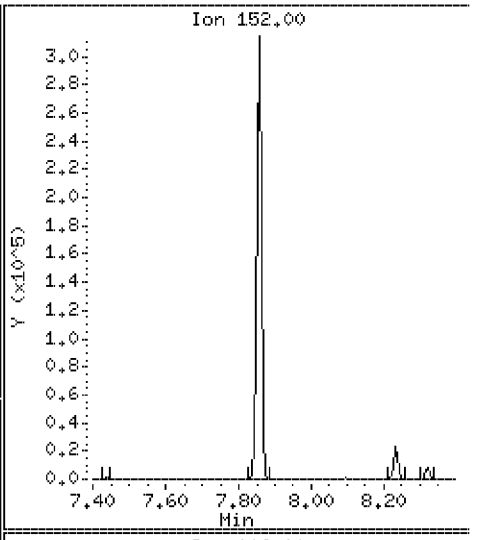

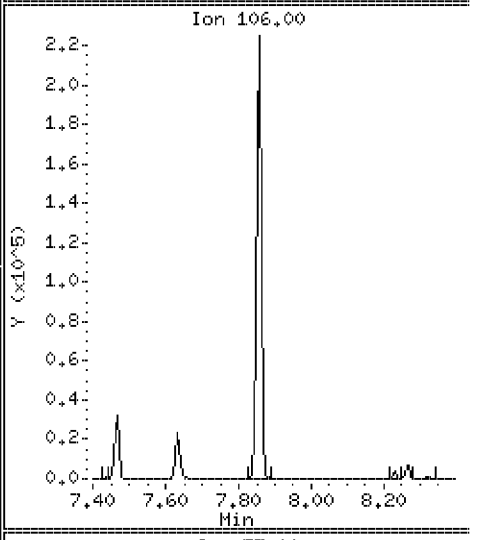

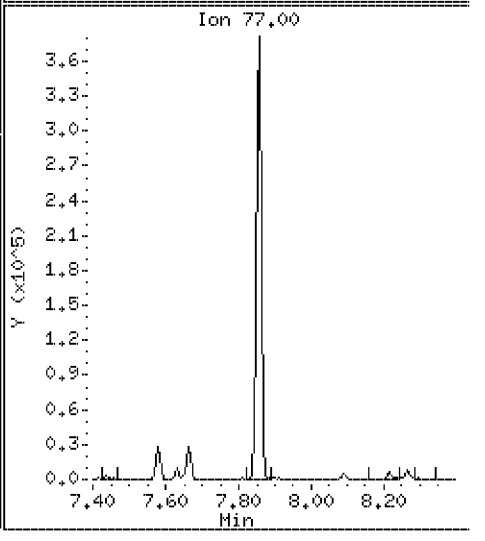

Data File: \\Svecd04\DD\chem\smsd03.i\S3042312.b\AP9SEC2.D

Date : 23-APR-2012 20:15

Client ID: AP9SEC

Instrument: smsd03.i

Sample Info: 44612

Purge Volume: 1000.0

Operator: PEL

Column phase: HPMS-5

Column diameter: 0.25

90 1,3,5-Trinitrobenzene

Concentration: 25.4 ug/l

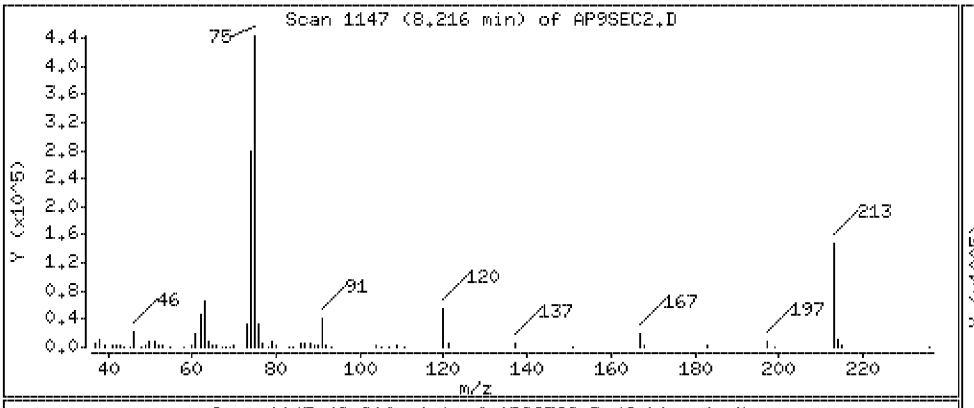

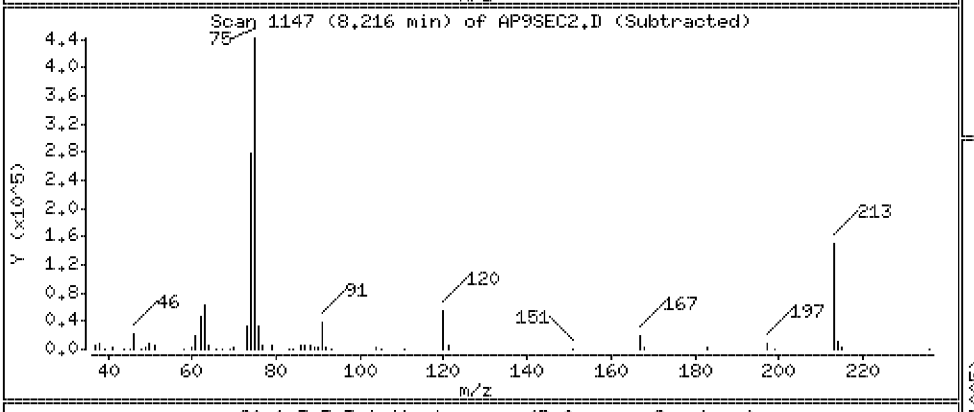

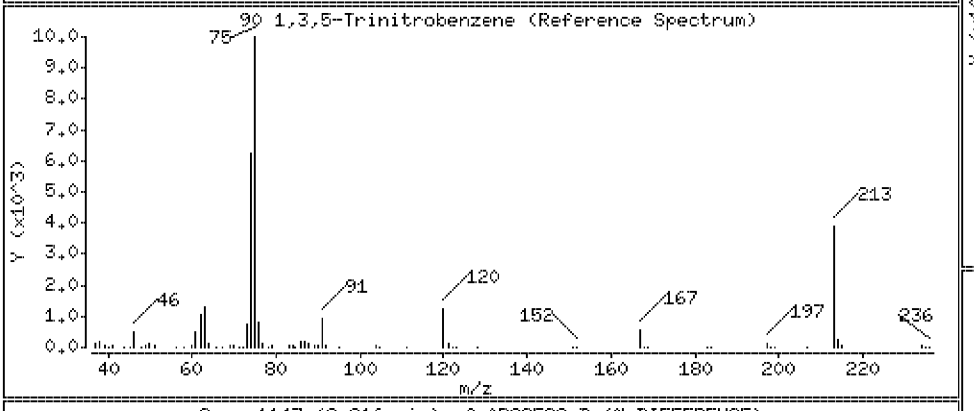

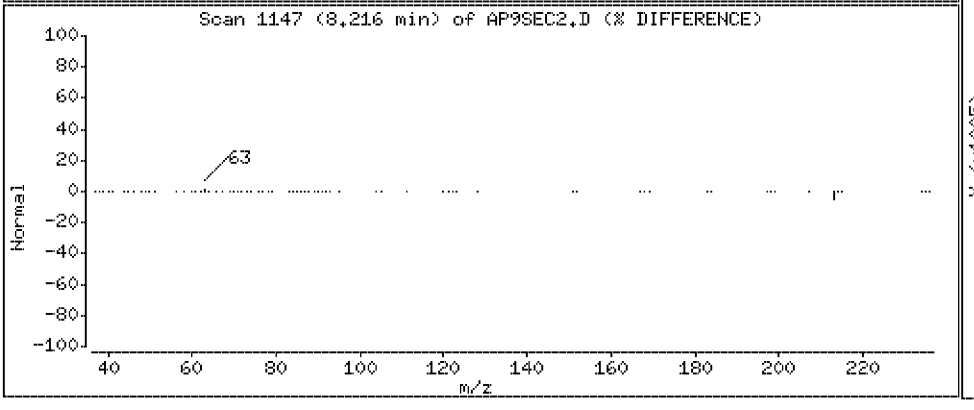

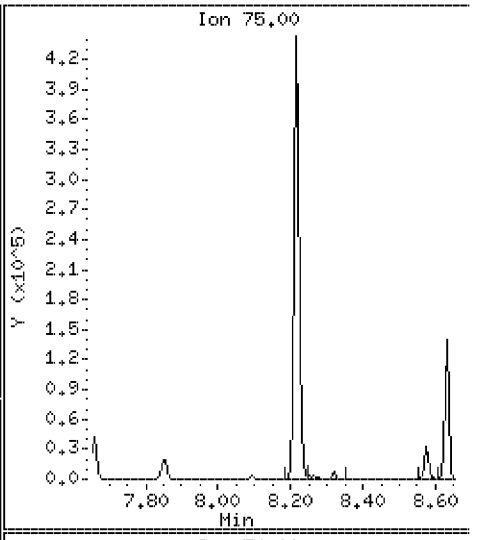

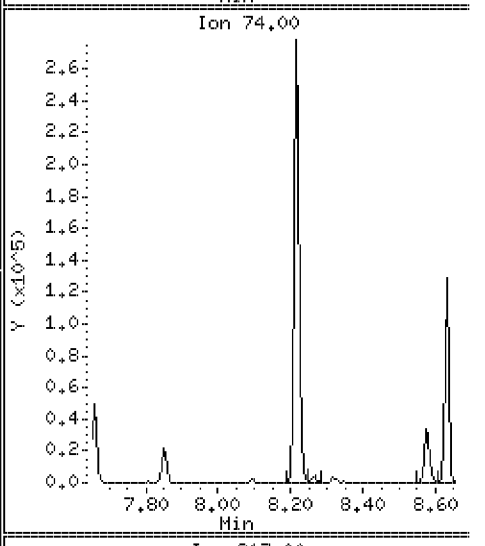

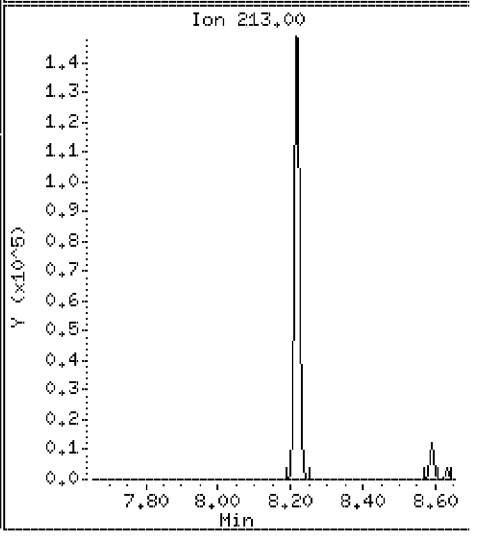

Data File: \\Svecd04\DD\chem\smsd03.i\S3042312.b\AP9SEC2.D

Date : 23-APR-2012 20:15

Client ID: AP9SEC

Instrument: smsd03.i

Sample Info: 44612

Purge Volume: 1000.0

Operator: PEL

Column phase: HPMS-5

Column diameter: 0.25

89 Diallate

Concentration: 43.5 ug/l

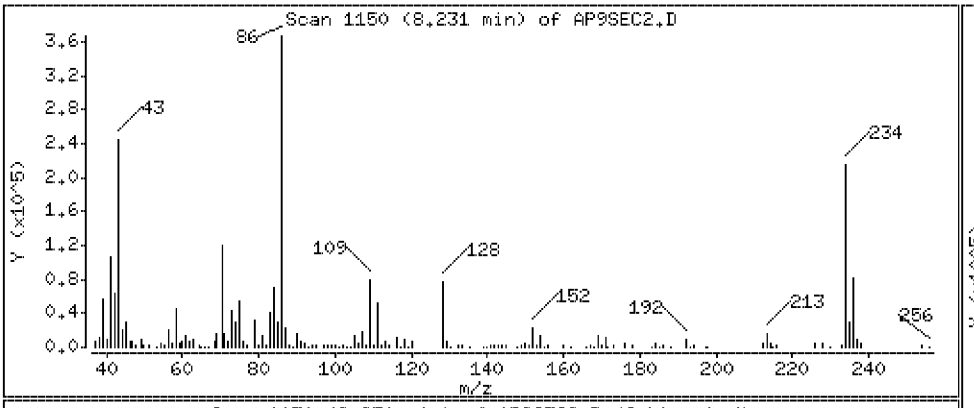

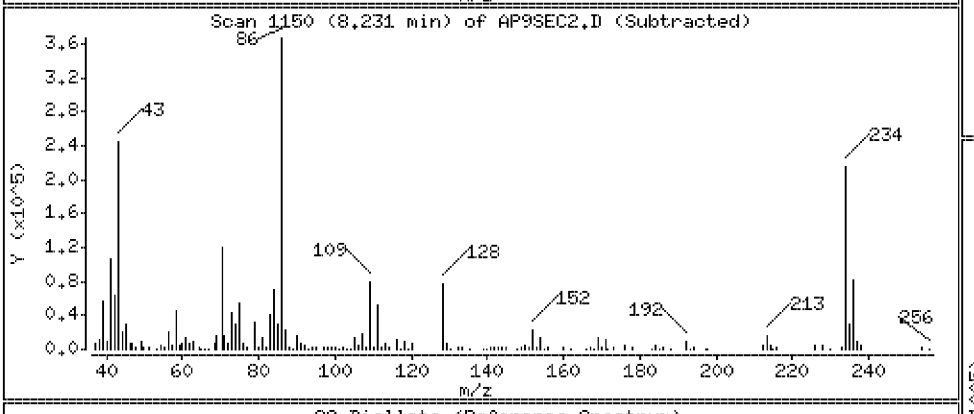

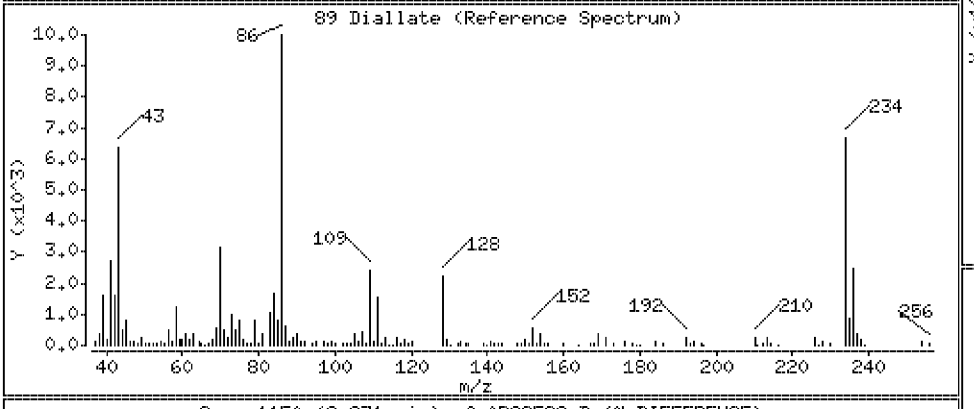

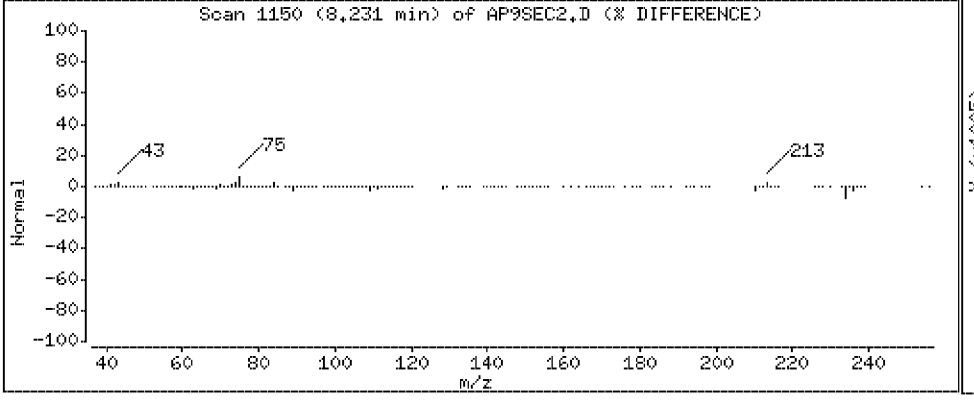

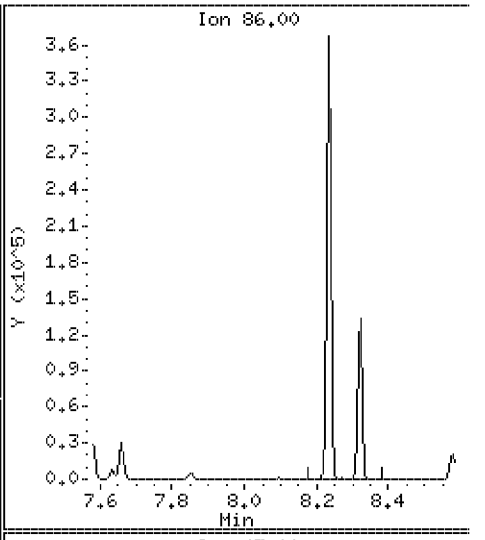

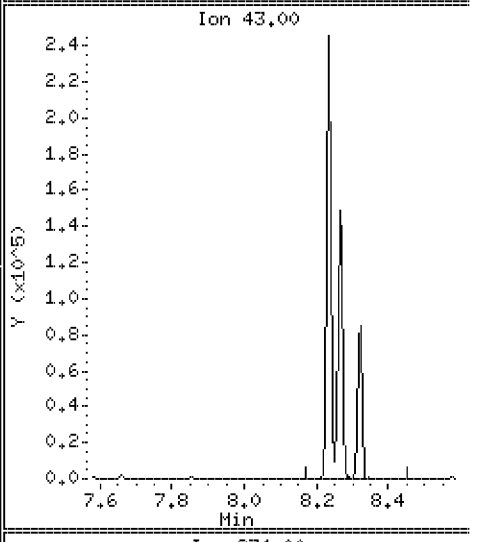

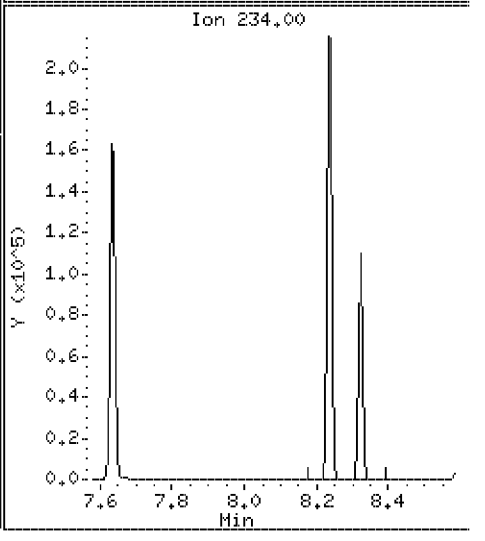

Data File: \\Svecd04\DD\chem\smsd03.i\S3042312.b\AP9SEC2.D

Date : 23-APR-2012 20:15

Client ID: AP9SEC

Instrument: smsd03.i

Sample Info: 44612

Purge Volume: 1000.0

Operator: PEL

Column phase: HPMS-5

Column diameter: 0.25

92 Phenacetin

Concentration: 42.9 ug/l

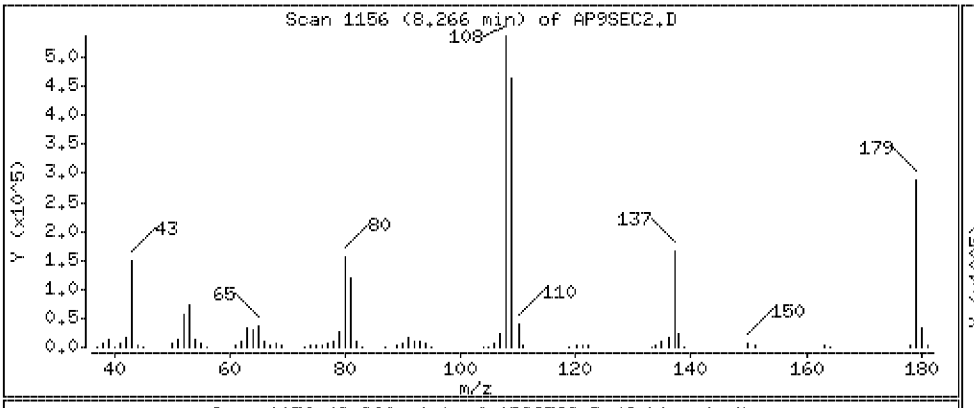

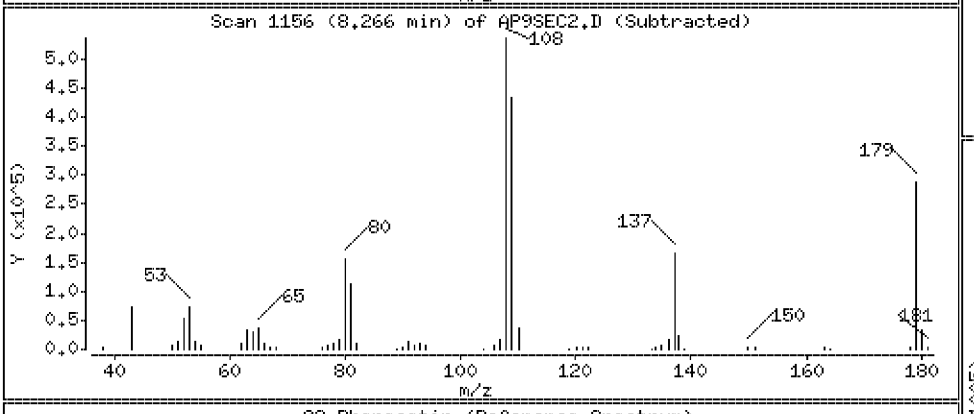

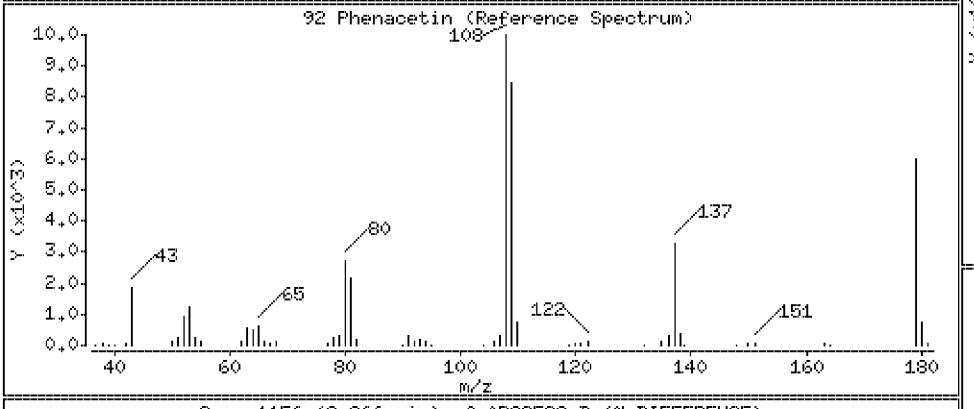

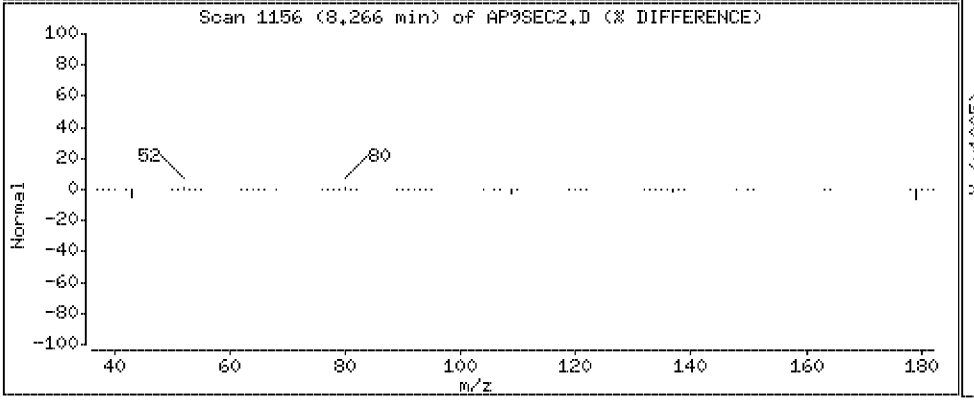

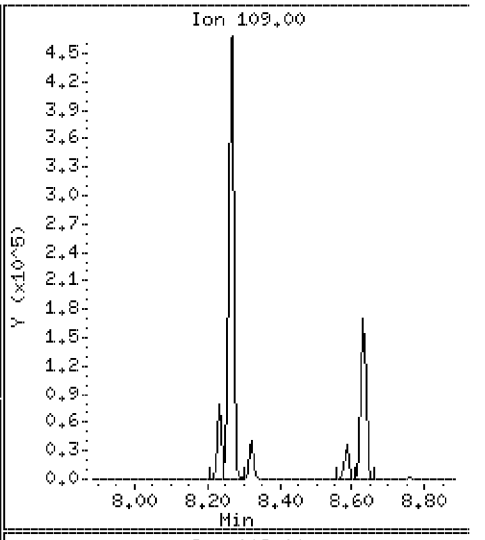

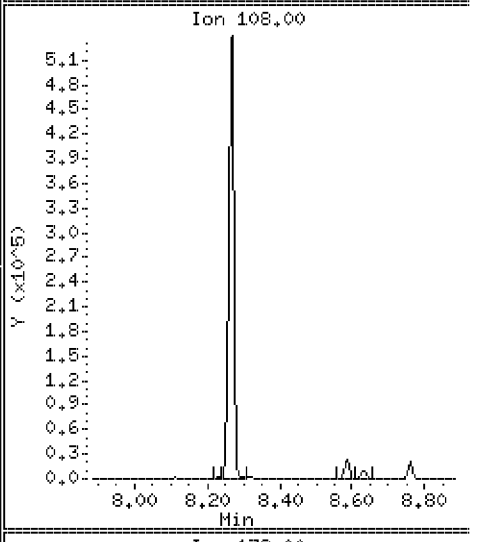

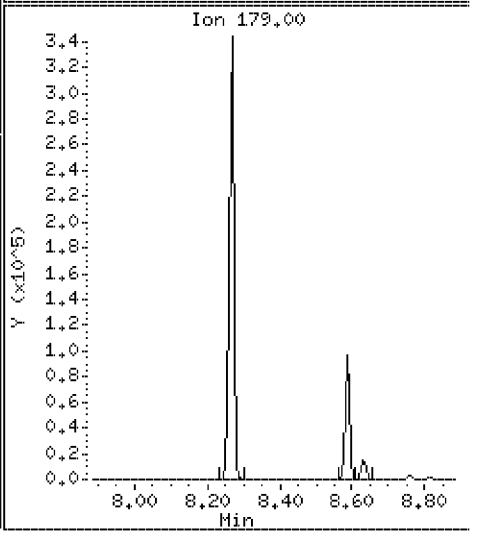

Data File: \\Svecd04\DD\chem\smsd03.i\S3042312.b\AP9SEC2.D

Date : 23-APR-2012 20:15

Client ID: AP9SEC

Instrument: smsd03.i

Sample Info: 44612

Purge Volume: 1000.0

Operator: PEL

Column phase: HPMS-5

Column diameter: 0.25

91 p-Phenylenediamine

Concentration: 44.9 ug/l

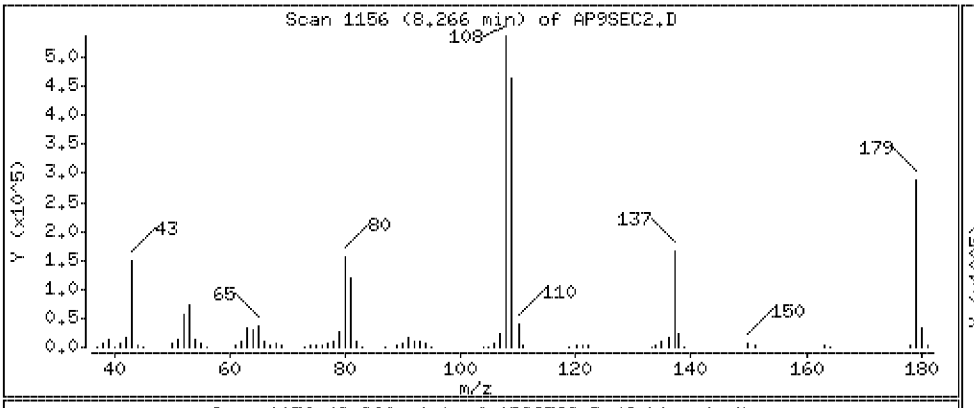

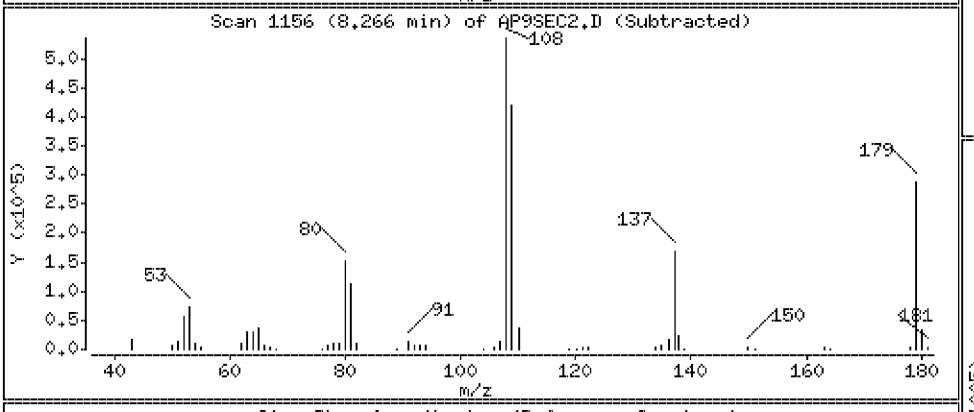

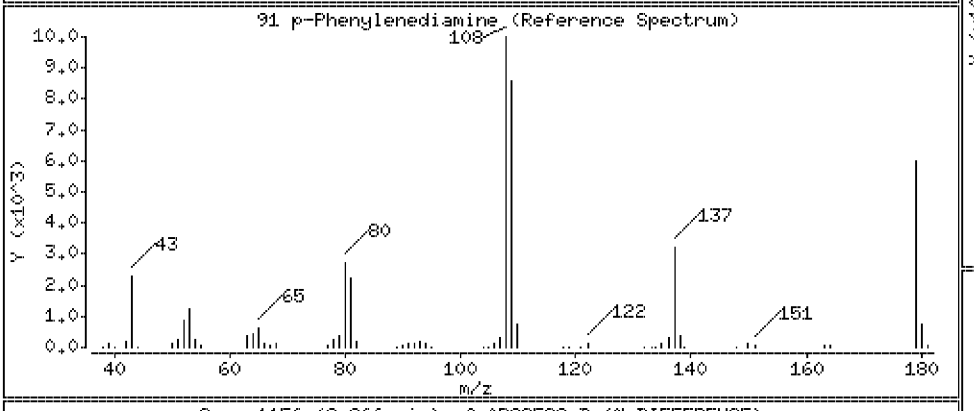

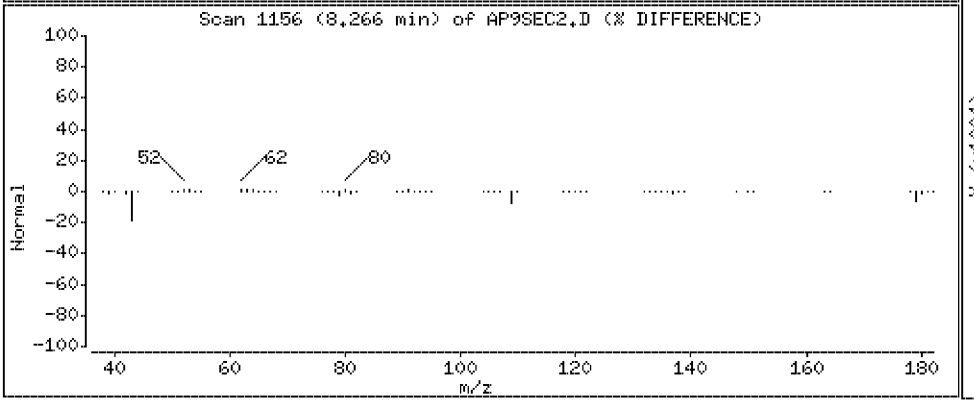

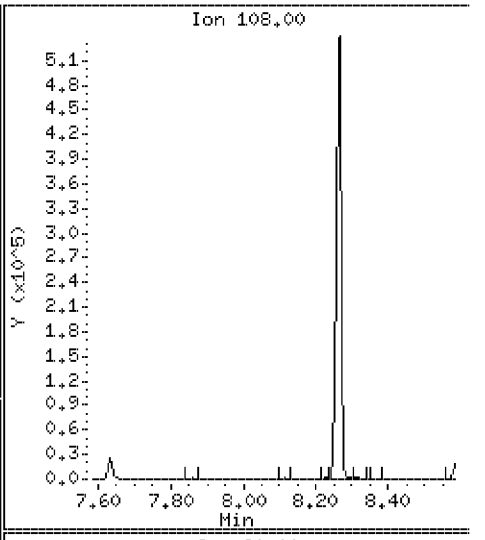

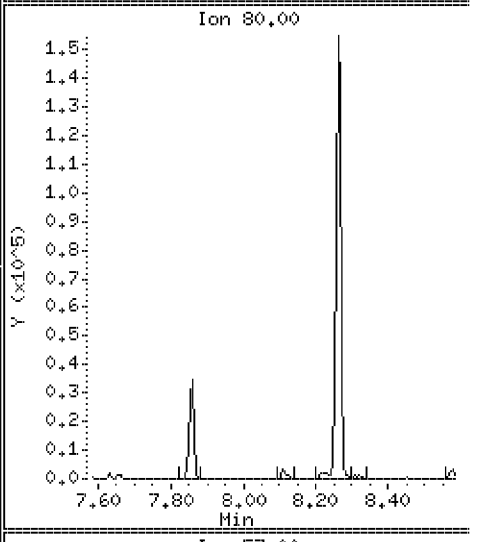

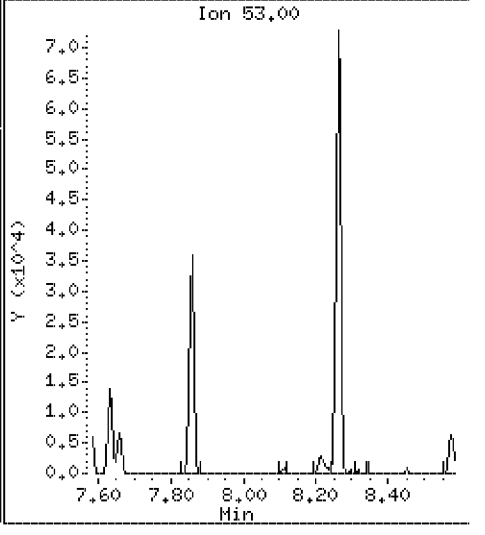

Data File: \\Svecd04\DD\chem\smsd03.i\S3042312.b\AP9SEC2.D

Date : 23-APR-2012 20:15

Client ID: AP9SEC

Instrument: smsd03.i

Sample Info: 44612

Purge Volume: 1000.0

Operator: PEL

Column phase: HPMS-5

Column diameter: 0.25

97 Pentachloronitrobenzene

Concentration: 45.1 ug/l

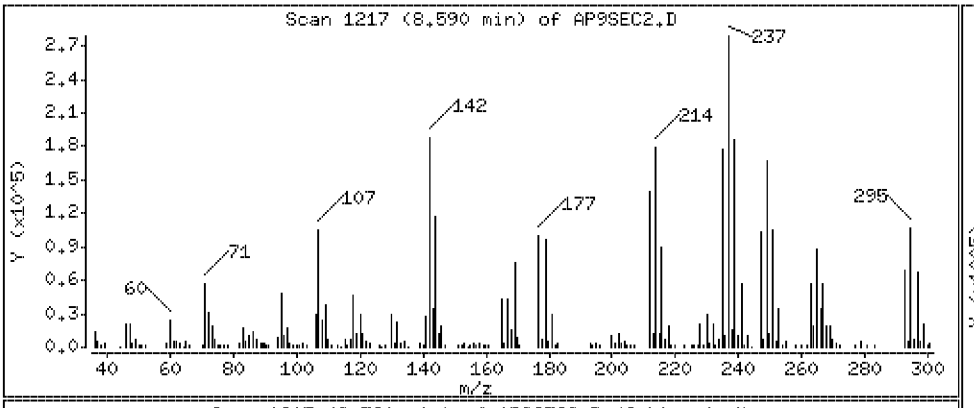

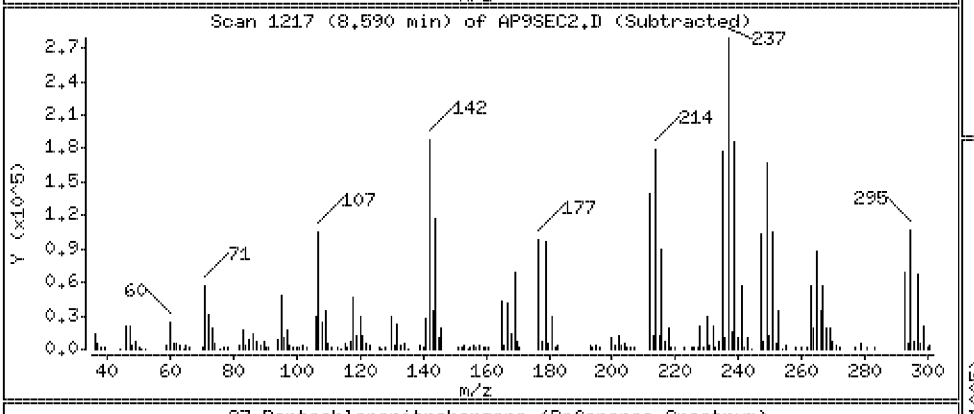

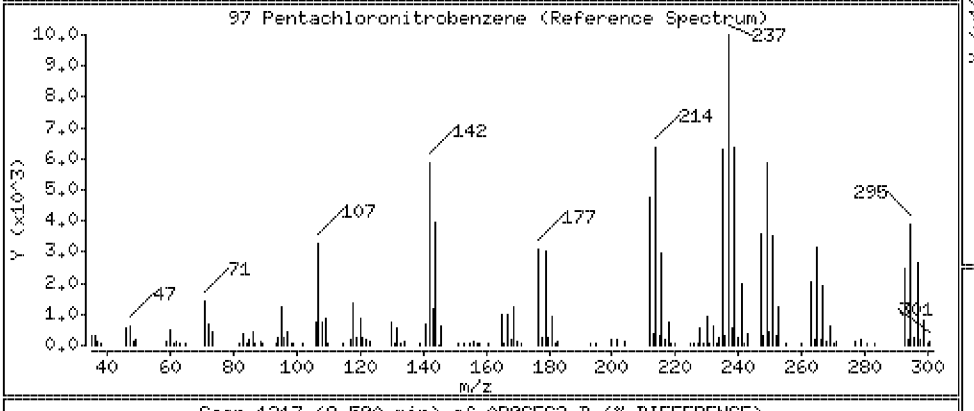

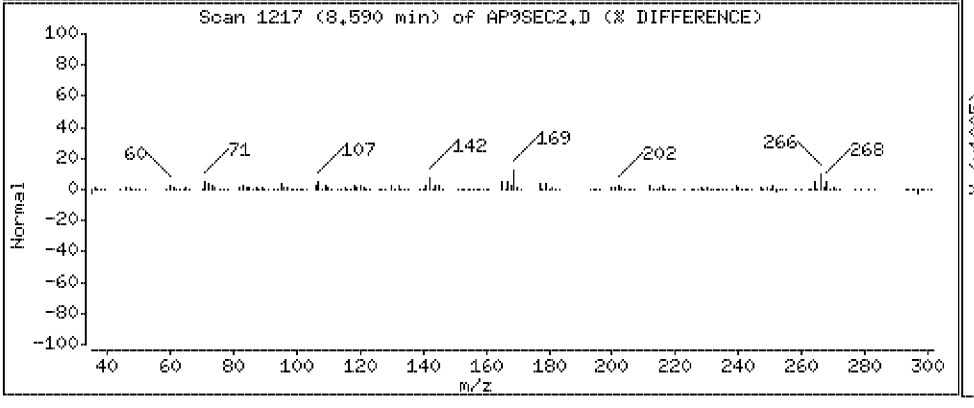

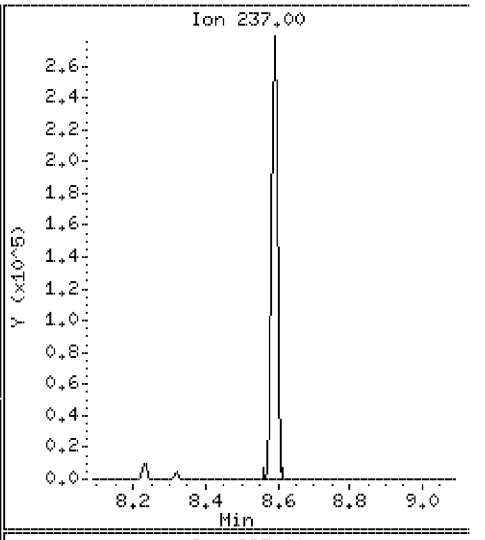

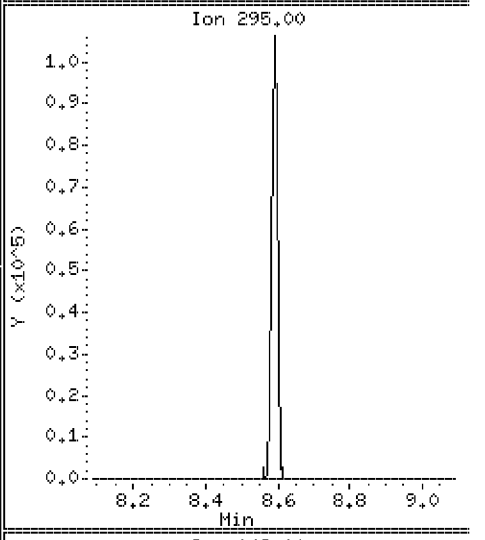

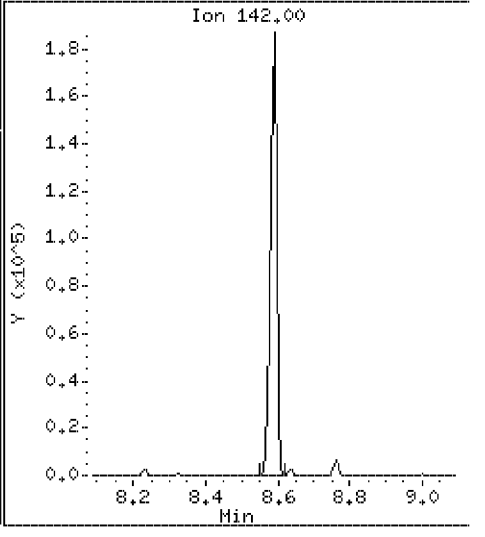

Data File: \\Svecd04\DD\chem\smsd03.i\S3042312.b\AP9SEC2.D

Date : 23-APR-2012 20:15

Client ID: AP9SEC

Instrument: smsd03.i

Sample Info: 44612

Purge Volume: 1000.0

Operator: PEL

Column phase: HPMS-5

Column diameter: 0.25

98 4-Aminobiphenyl

Concentration: 42.5 ug/l

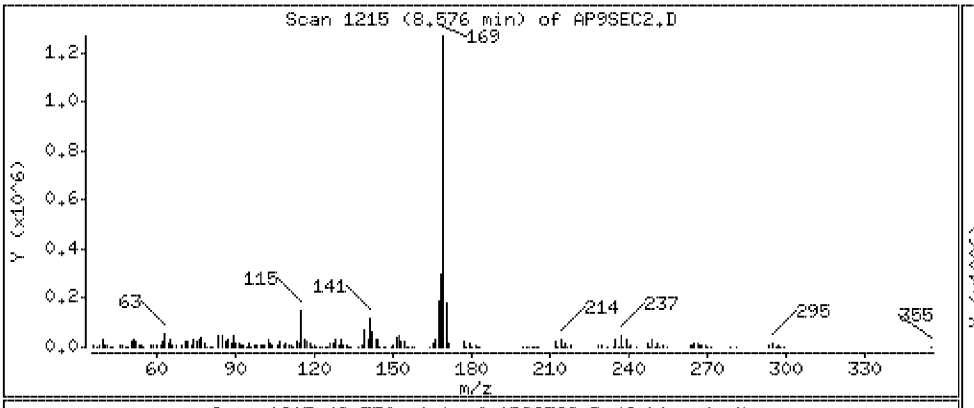

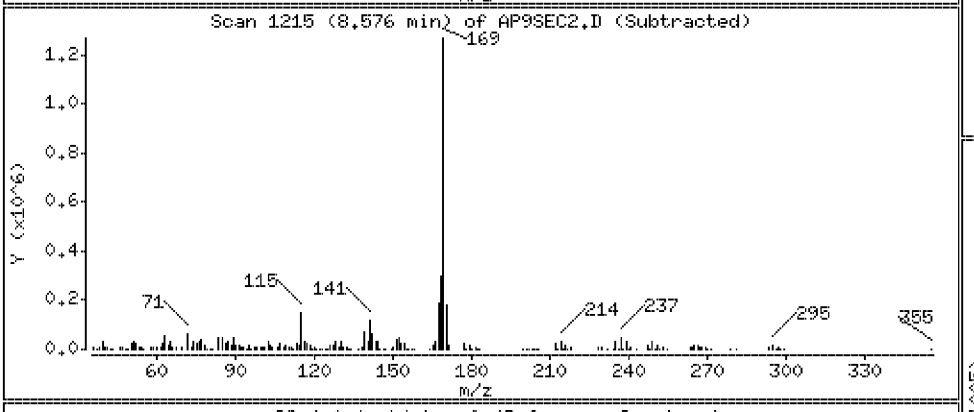

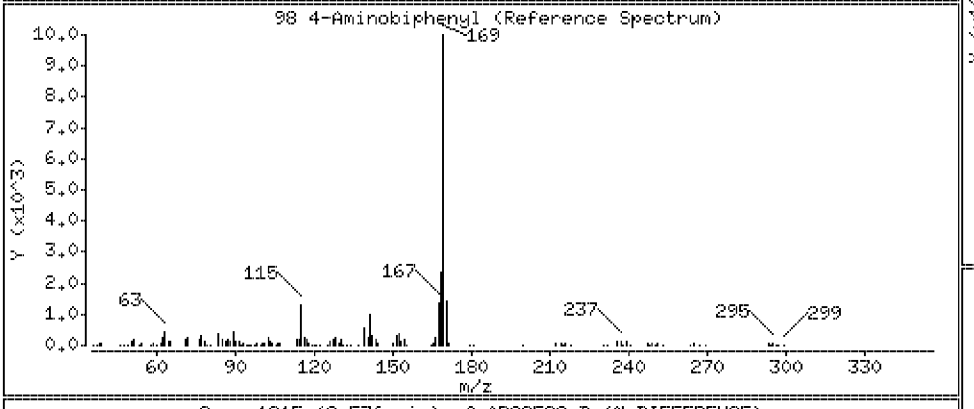

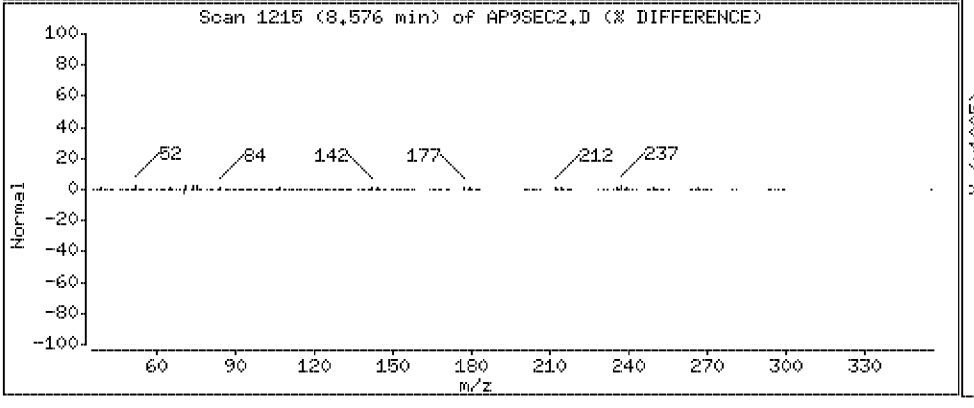

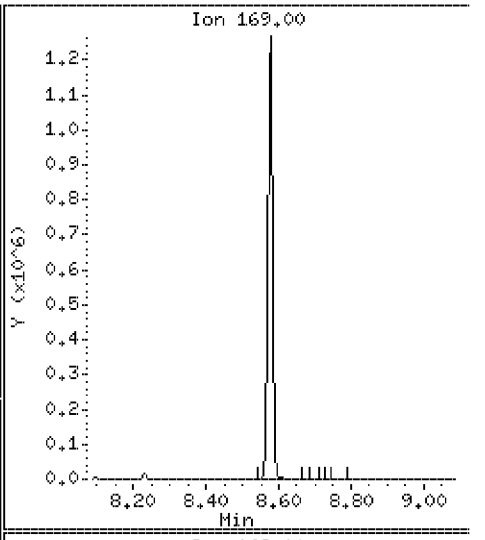

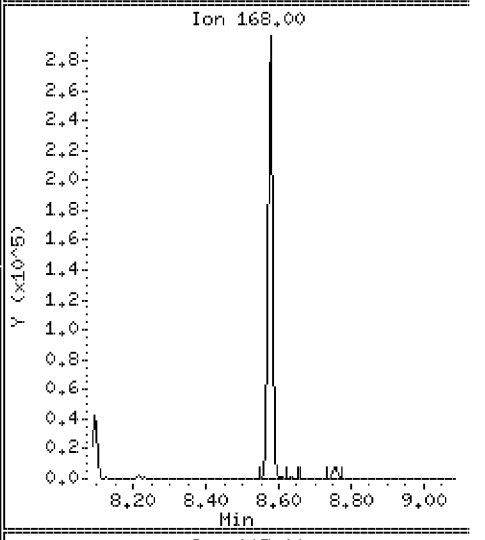

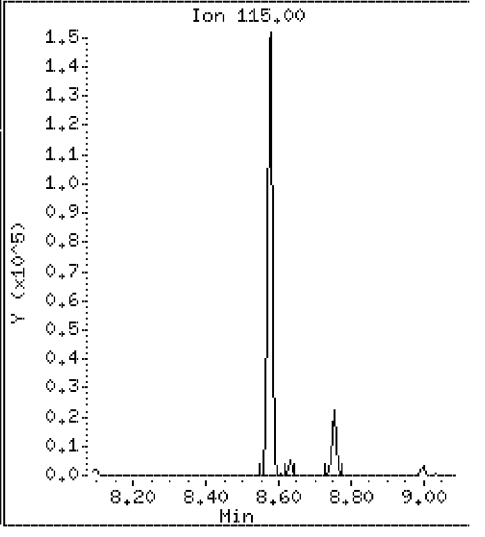

Data File: \\Svecd04\DD\chem\smsd03.i\S3042312.b\AP9SEC2.D

Date : 23-APR-2012 20:15

Client ID: AP9SEC

Instrument: smsd03.i

Sample Info: 44612

Purge Volume: 1000.0

Operator: PEL

Column phase: HPMS-5

Column diameter: 0.25

99 Pronamide

Concentration: 46.1 ug/l

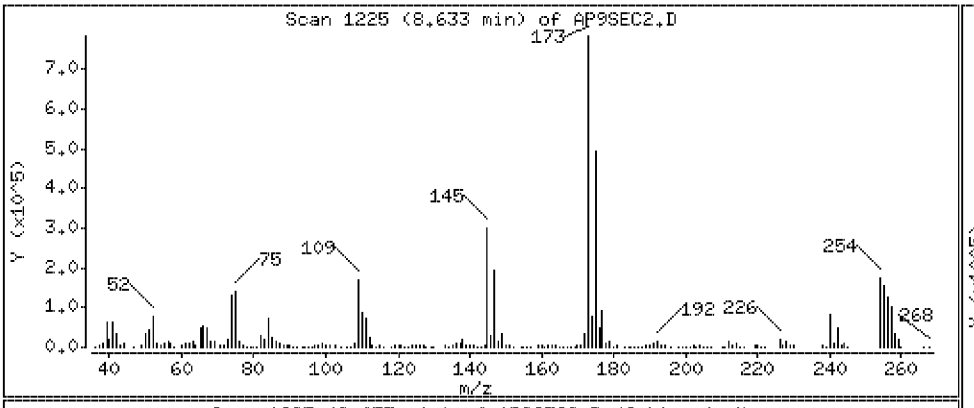

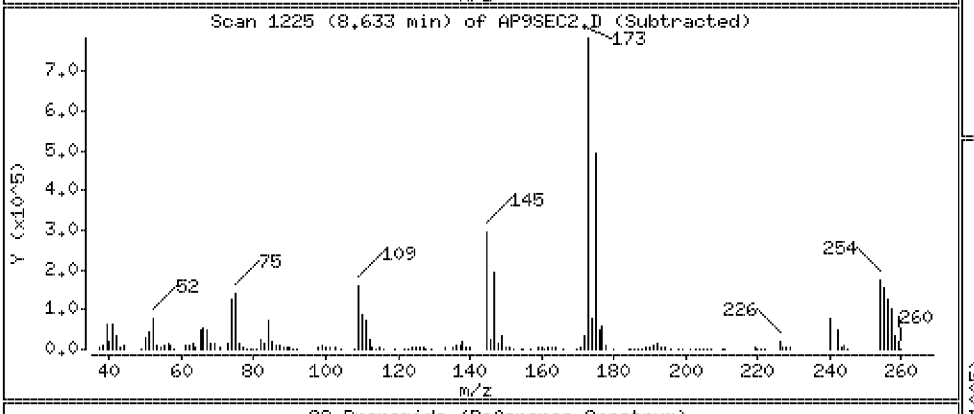

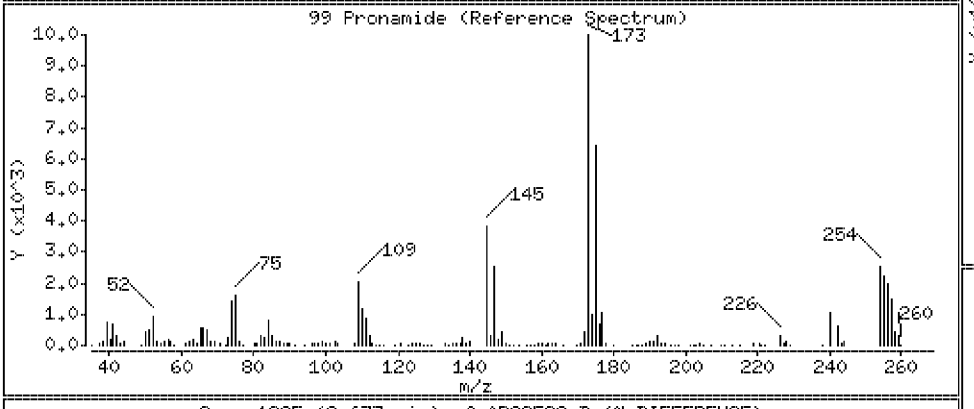

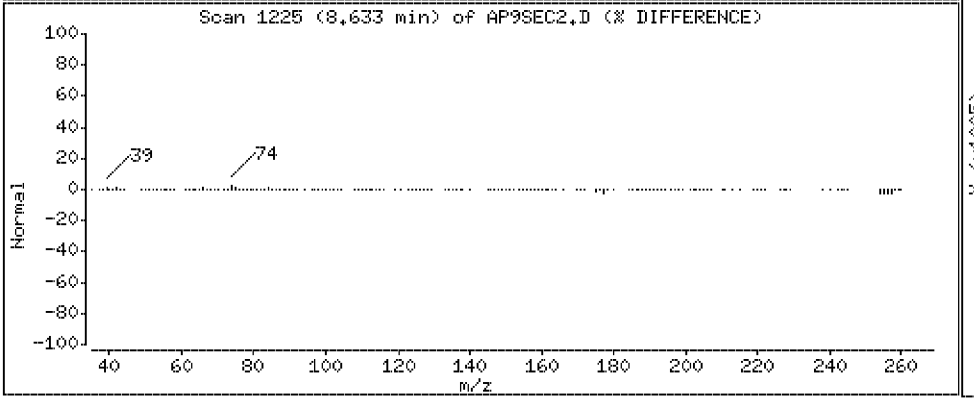

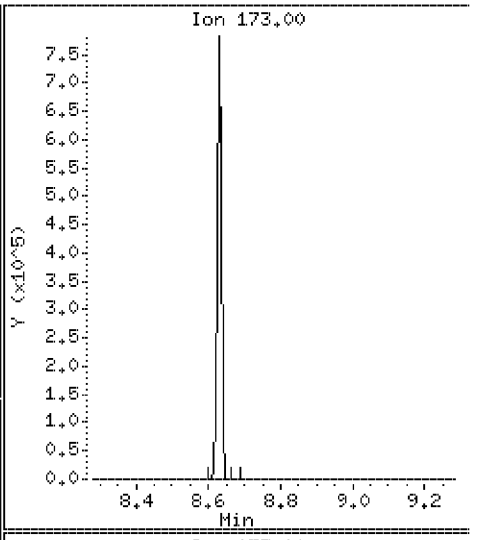

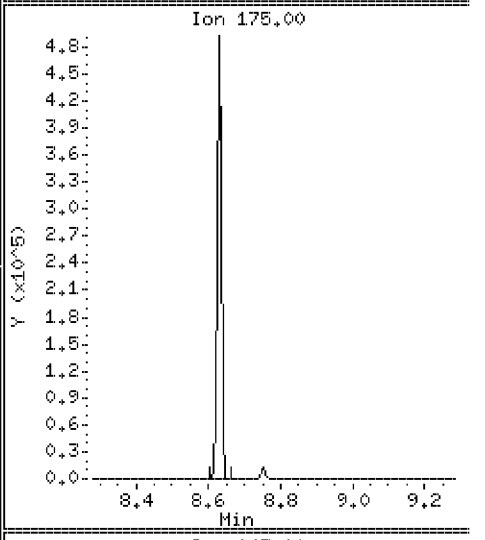

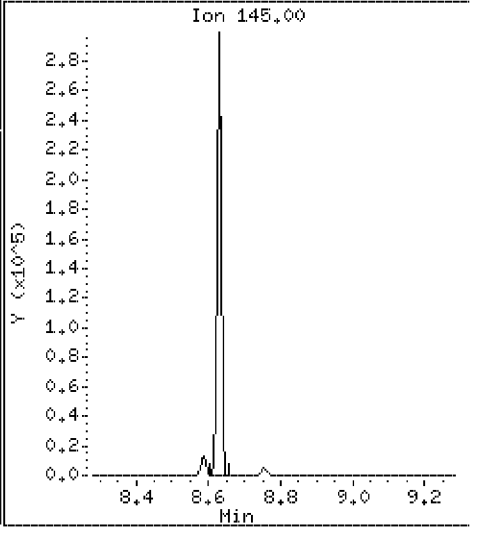

Data File: \\Svecd04\DD\chem\smsd03.i\S3042312.b\AP9SEC2.D

Date : 23-APR-2012 20:15

Client ID: AP9SEC

Instrument: smsd03.i

Sample Info: 44612

Purge Volume: 1000.0

Operator: PEL

Column phase: HPMS-5

Column diameter: 0.25

102 Dinoseb

Concentration: 46.2 ug/l

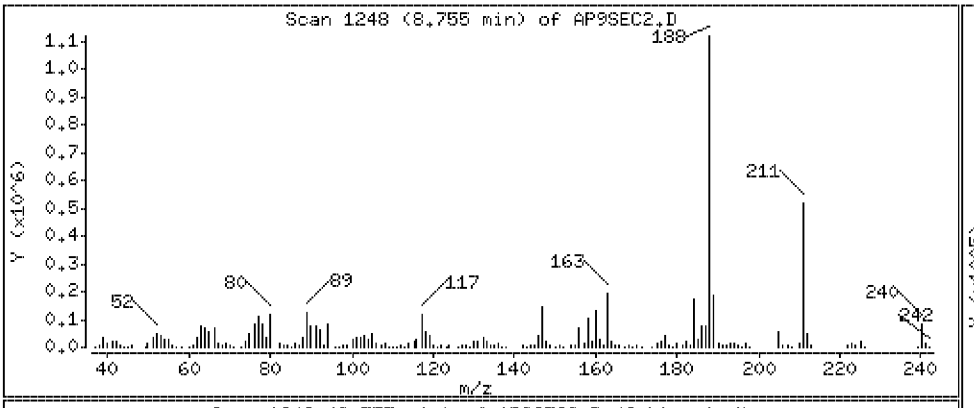

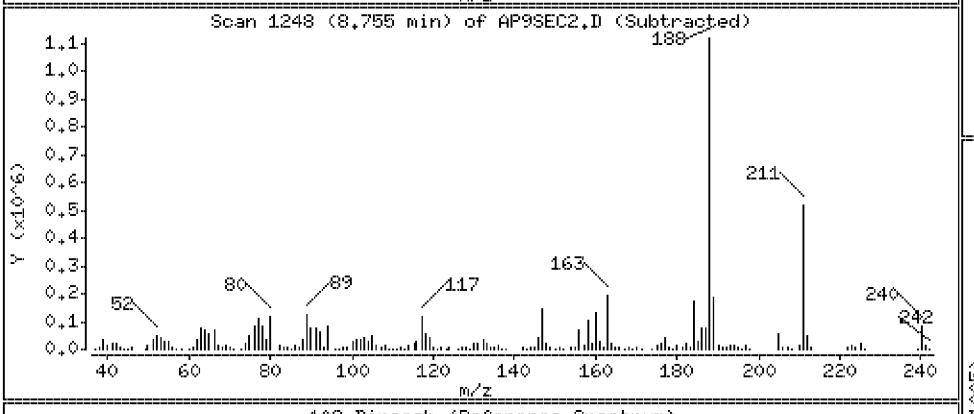

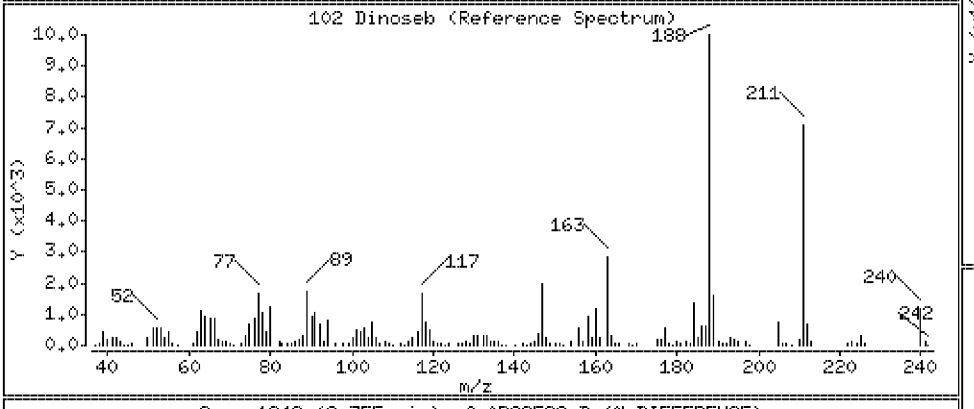

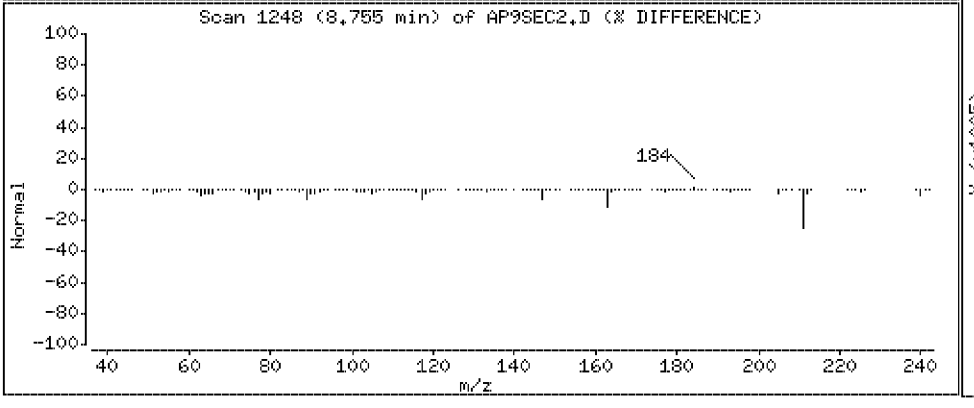

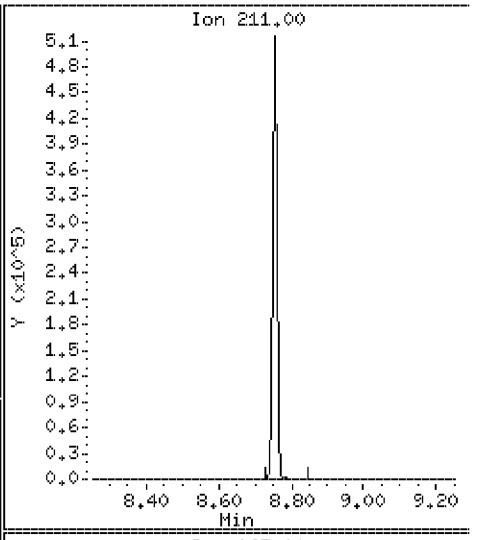

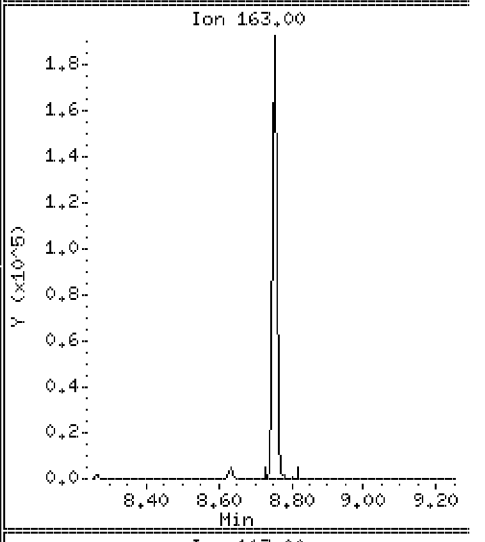

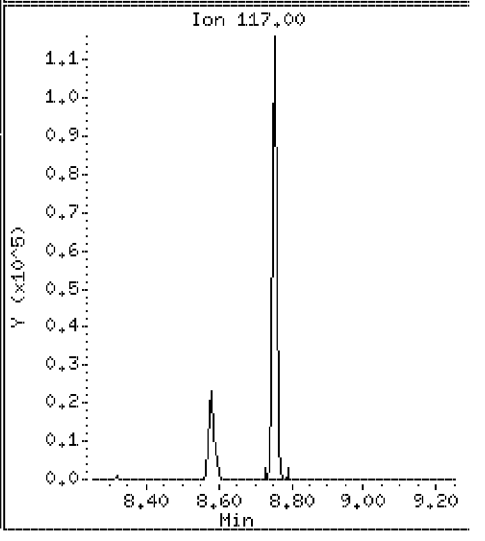

Data File: \\Svecd04\DD\chem\smsd03.i\S3042312.b\AP9SEC2.D

Date : 23-APR-2012 20:15

Client ID: AP9SEC

Instrument: smsd03.i

Sample Info: 44612

Purge Volume: 1000.0

Operator: PEL

Column phase: HPMS-5

Column diameter: 0.25

106 4-Nitroquinoline-1-oxide

Concentration: 42.8 ug/l

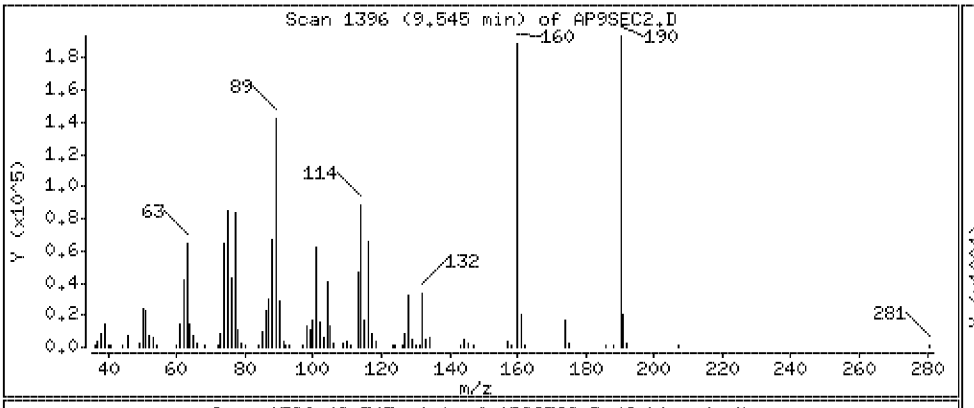

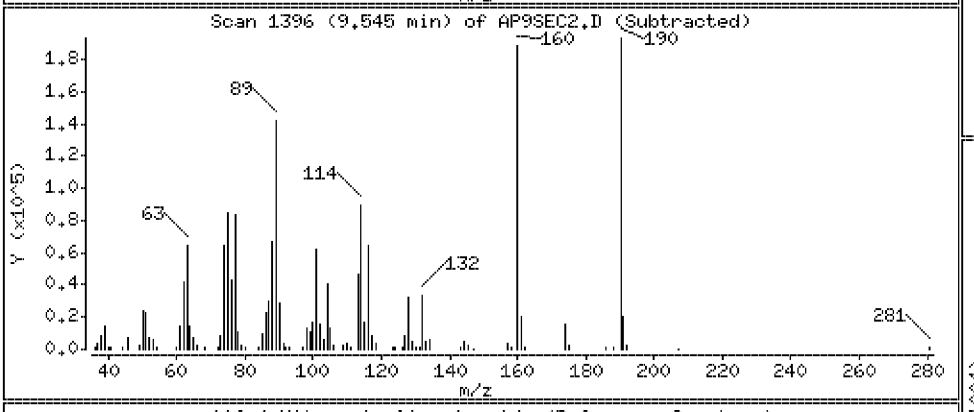

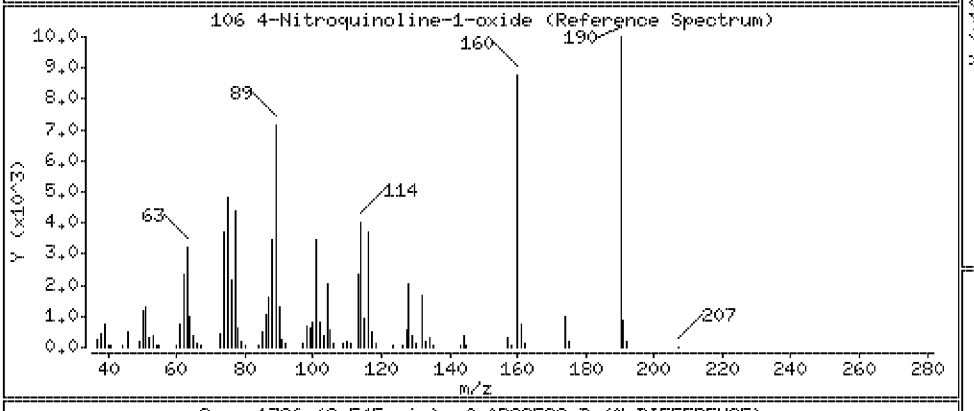

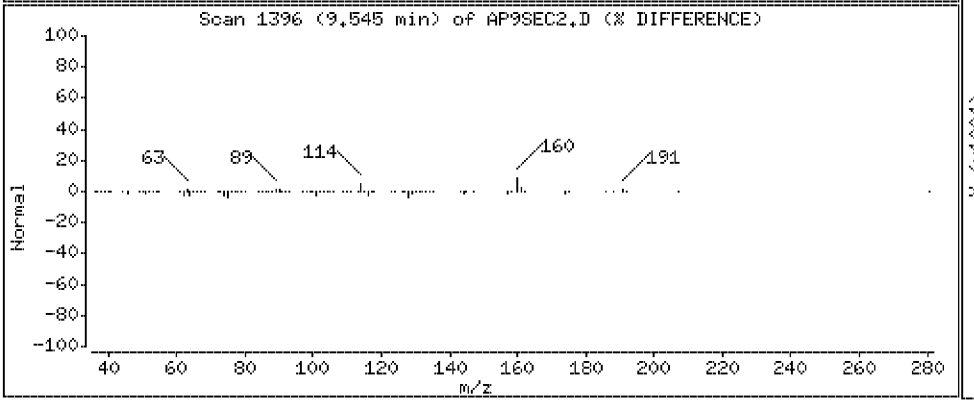

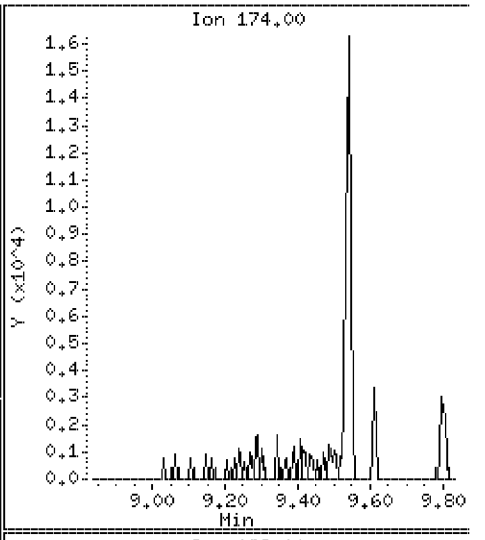

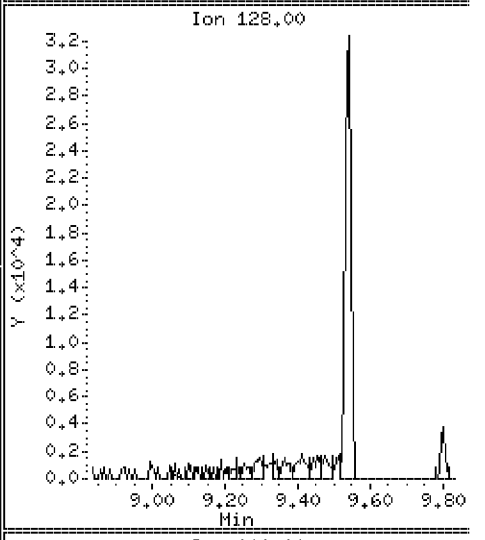

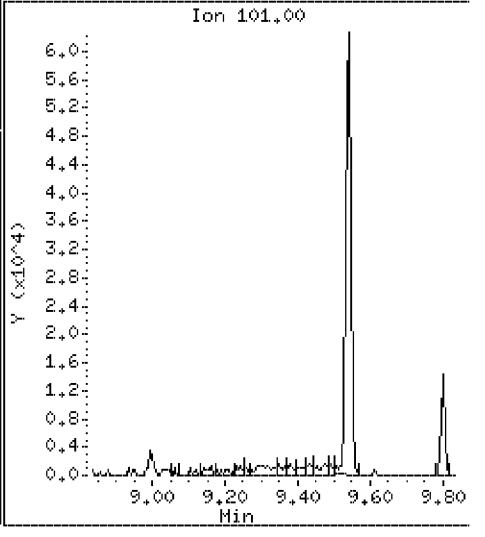

Data File: \\Svecd04\DD\chem\smsd03.i\S3042312.b\AP9SEC2.D

Date : 23-APR-2012 20:15

Client ID: AP9SEC

Instrument: smsd03.i

Sample Info: 44612

Purge Volume: 1000.0

Operator: PEL

Column phase: HPMS-5

Column diameter: 0.25

107 Methapyrilene

Concentration: 686 ug/l

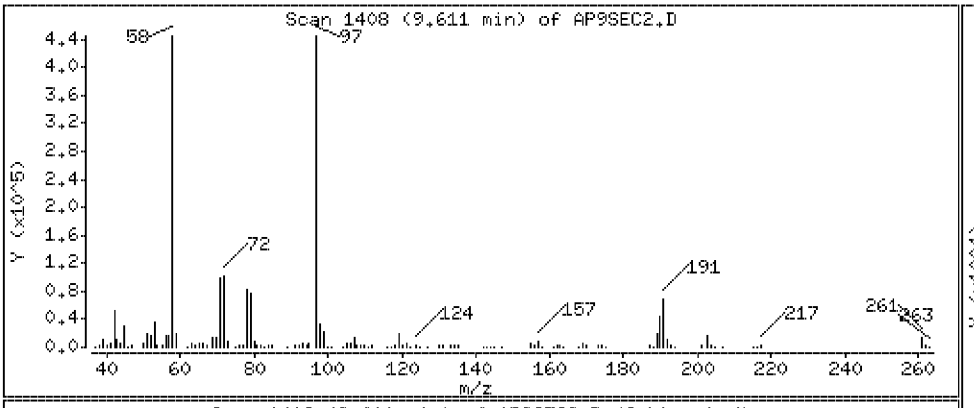

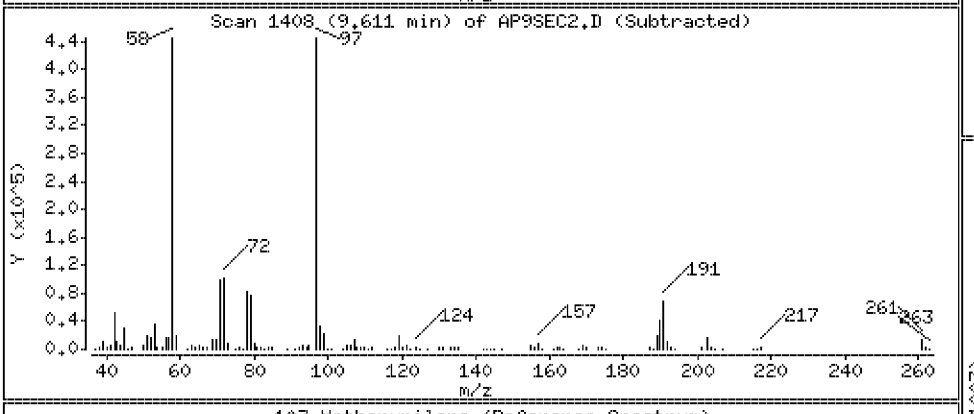

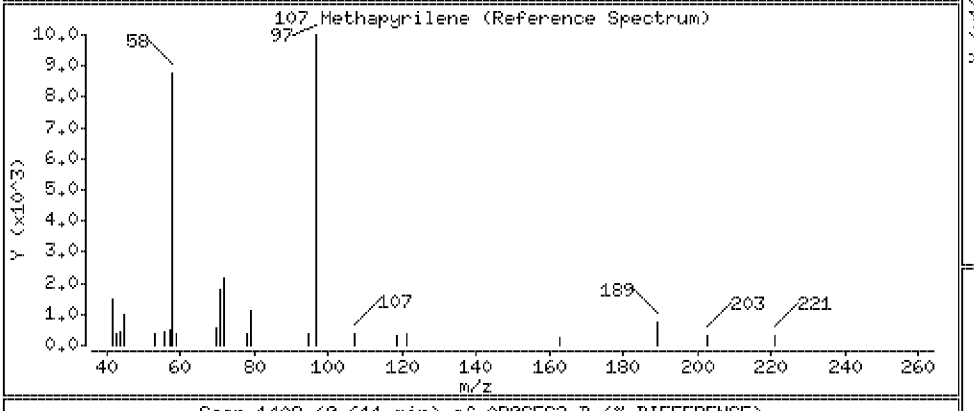

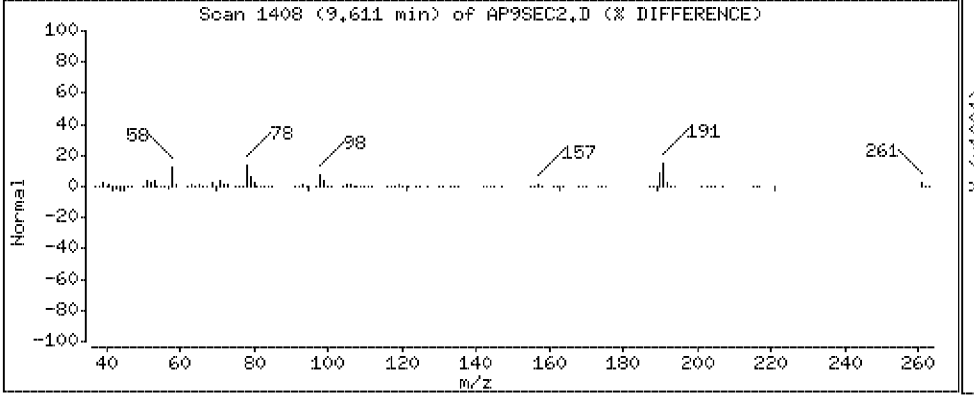

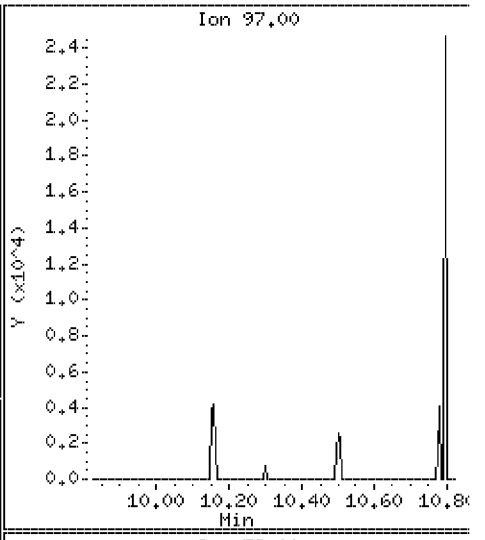

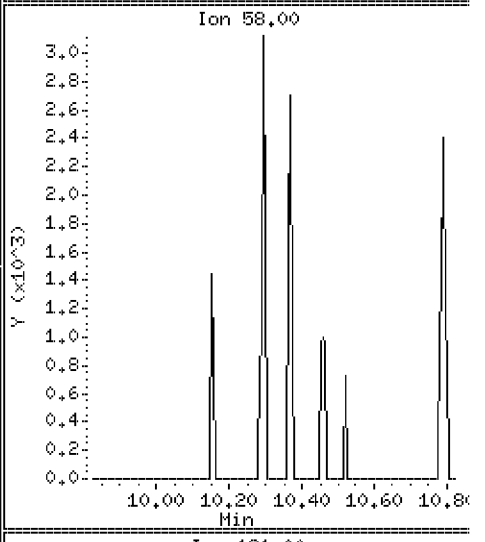

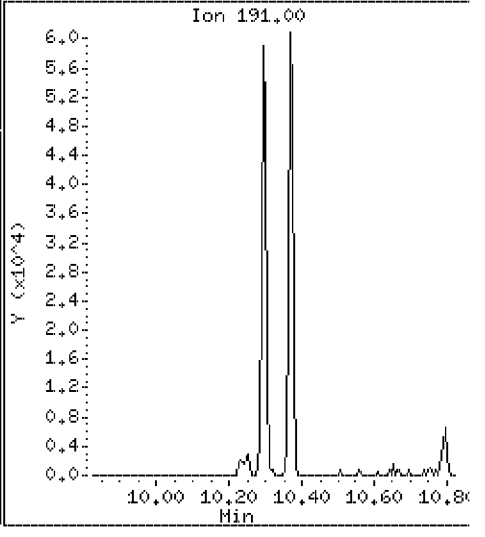

Data File: \\Svecd04\DD\chem\smsd03.i\S3042312.b\AP9SEC2.D

Date : 23-APR-2012 20:15

Client ID: AP9SEC

Instrument: smsd03.i

Sample Info: 44612

Purge Volume: 1000.0

Operator: PEL

Column phase: HPMS-5

Column diameter: 0.25

108 Isodrin

Concentration: 48.0 ug/l

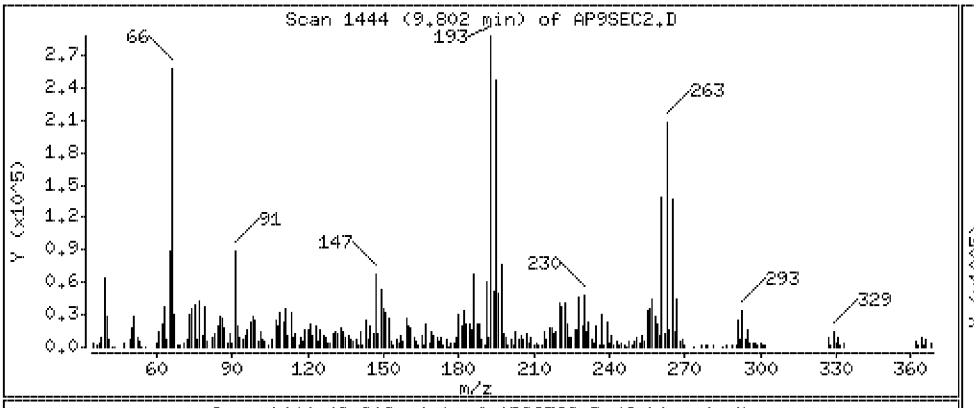

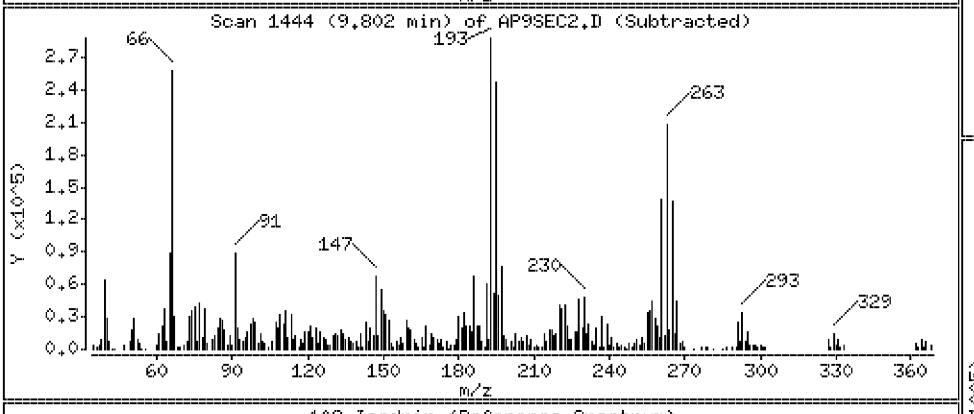

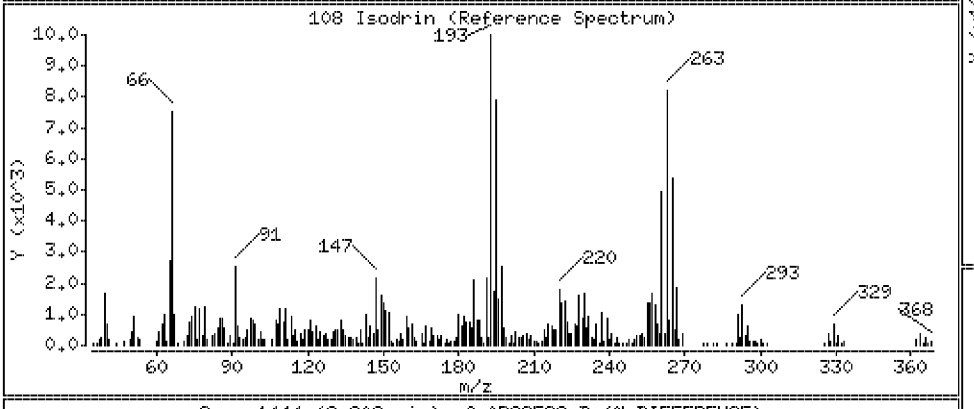

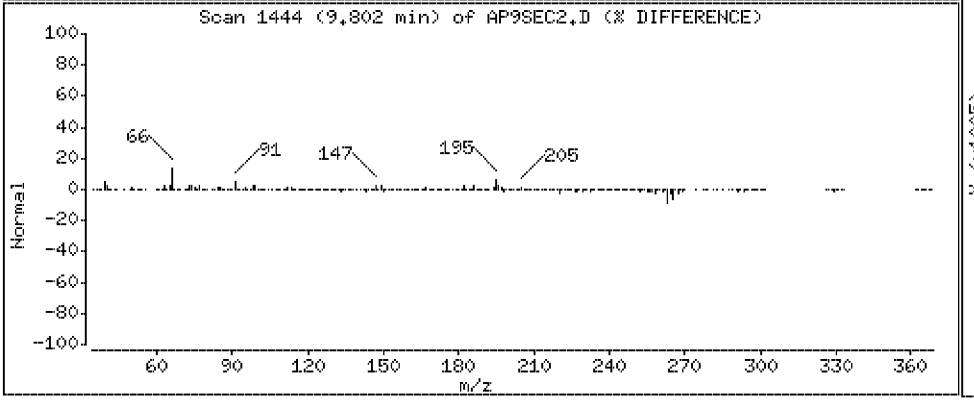

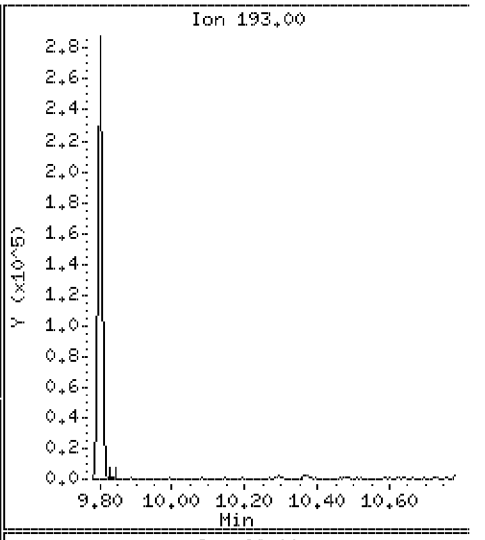

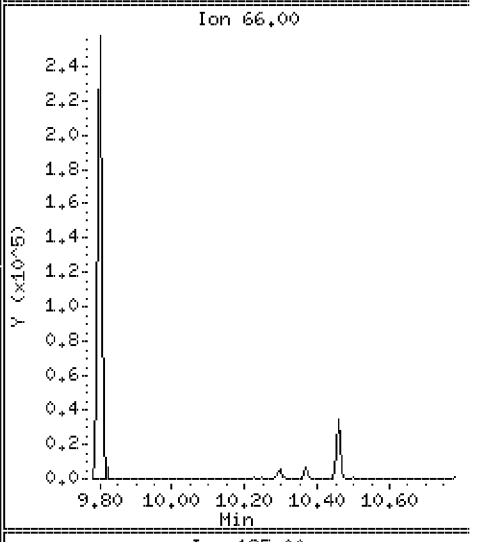

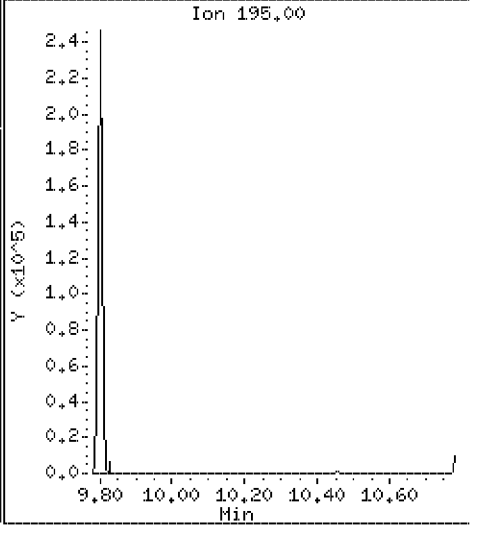

Data File: \\Svecd04\DD\chem\smsd03.i\S3042312.b\AP9SEC2.D

Date : 23-APR-2012 20:15

Client ID: AP9SEC

Instrument: smsd03.i

Sample Info: 44612

Purge Volume: 1000.0

Operator: PEL

Column phase: HPMS-5

Column diameter: 0.25

113 Aramite

Concentration: 43.5 ug/l

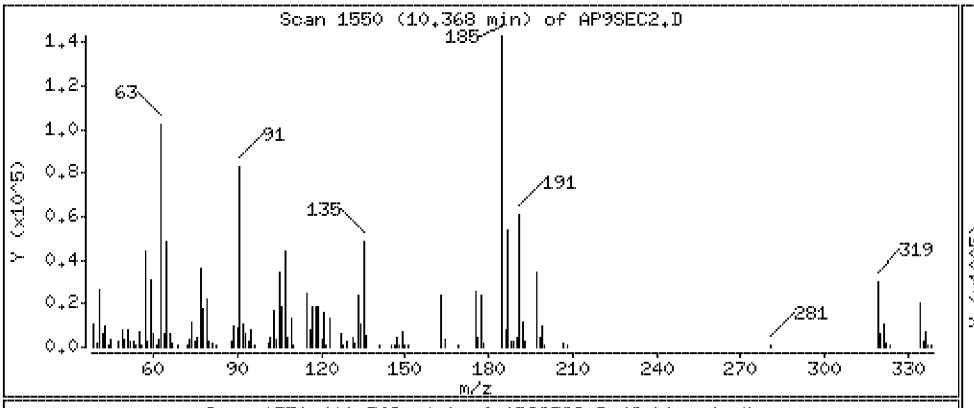

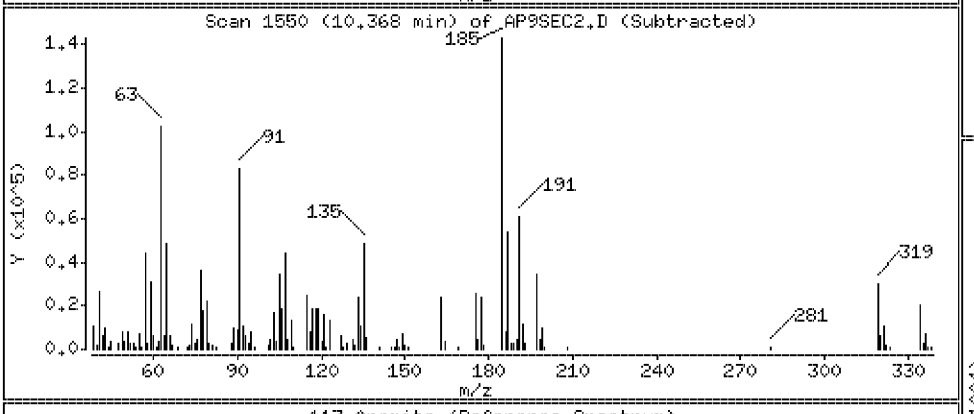

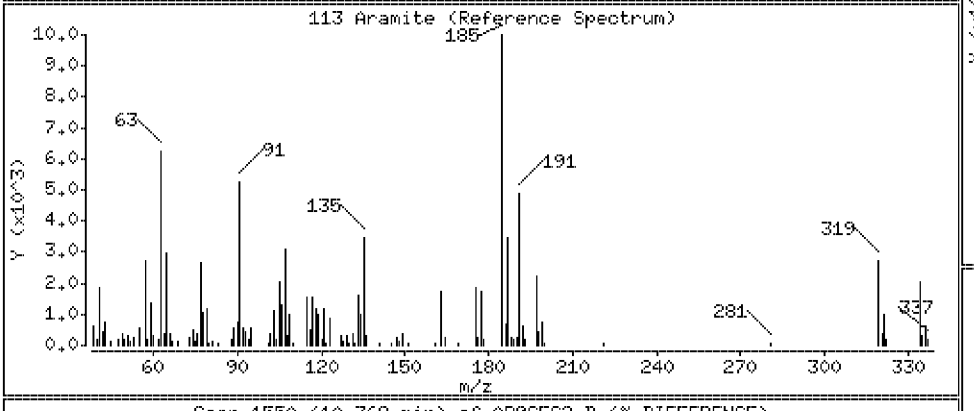

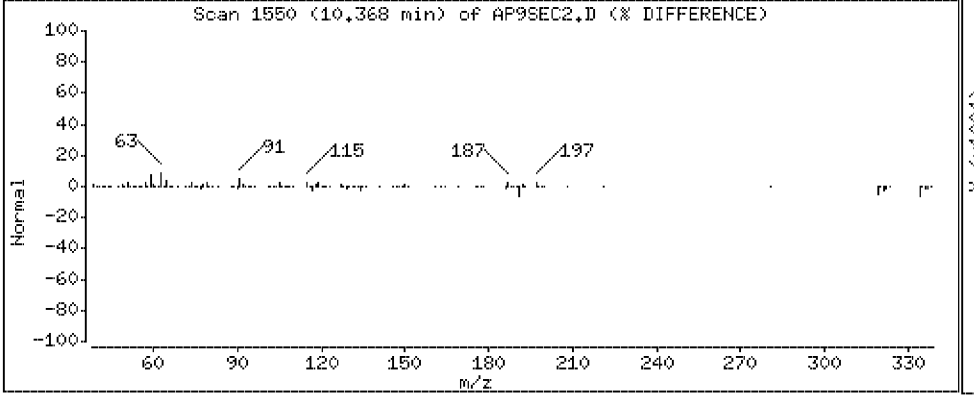

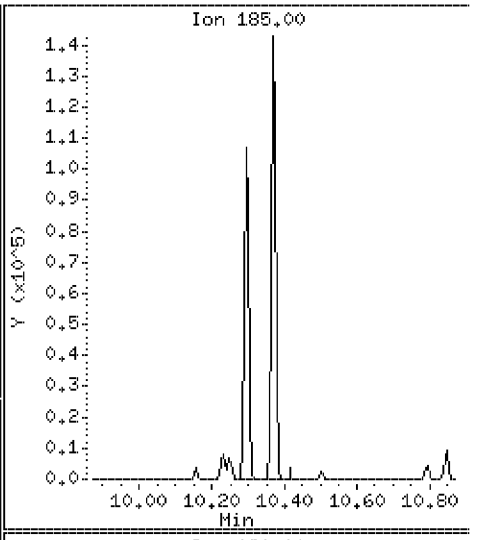

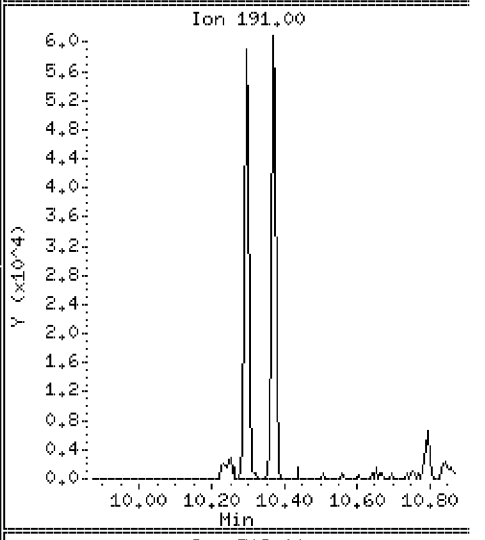

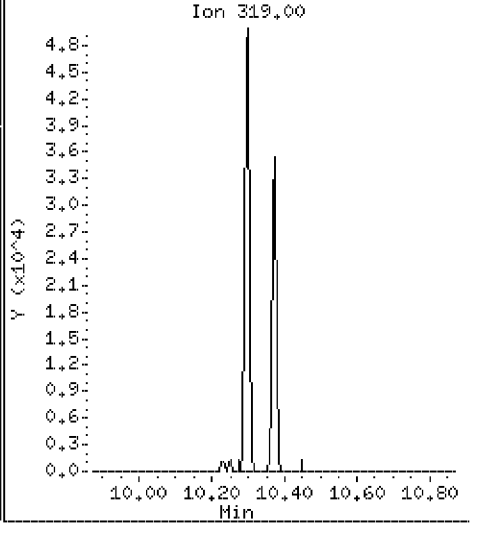

Data File: \\Svecd04\DD\chem\smsd03.i\S3042312.b\AP9SEC2.D

Date : 23-APR-2012 20:15

Client ID: AP9SEC

Instrument: smsd03.i

Sample Info: 44612

Purge Volume: 1000.0

Operator: PEL

Column phase: HPMS-5

Column diameter: 0.25

114 p-Dimethylamino azobenzene

Concentration: 45.3 ug/l

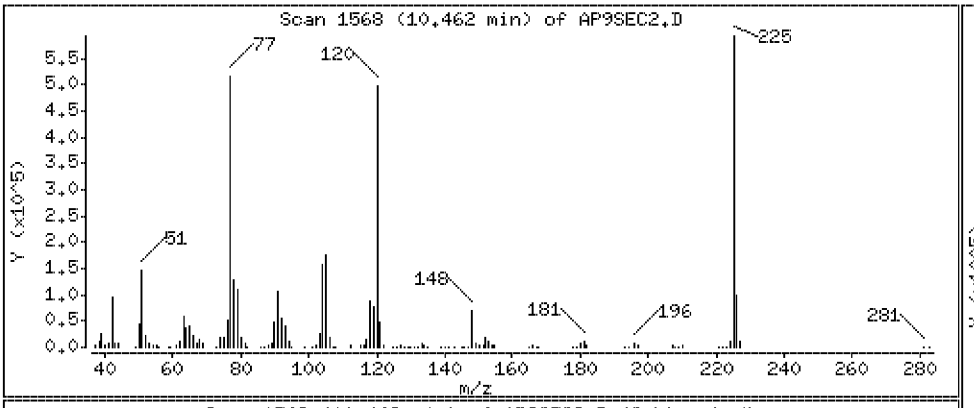

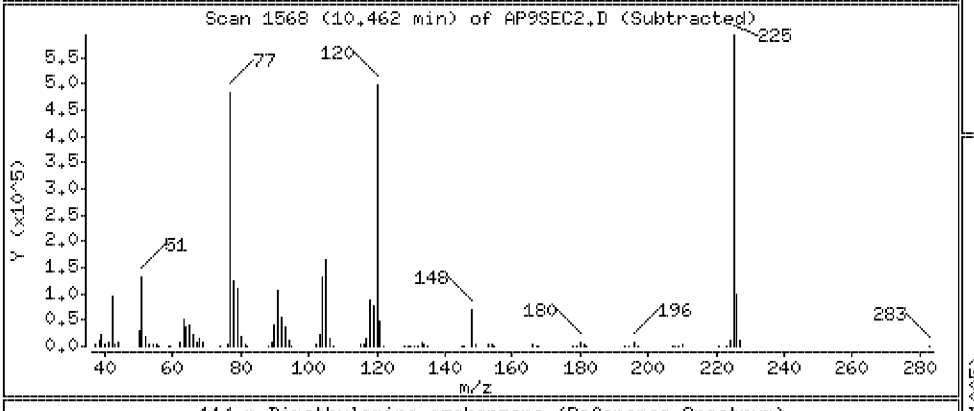

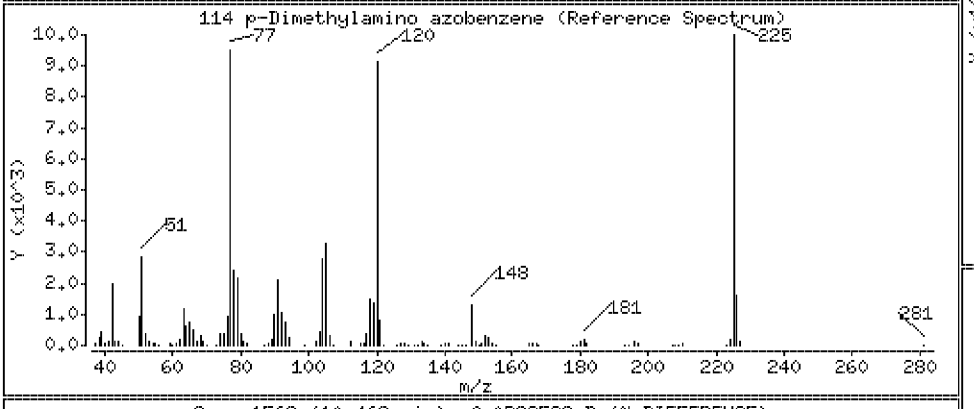

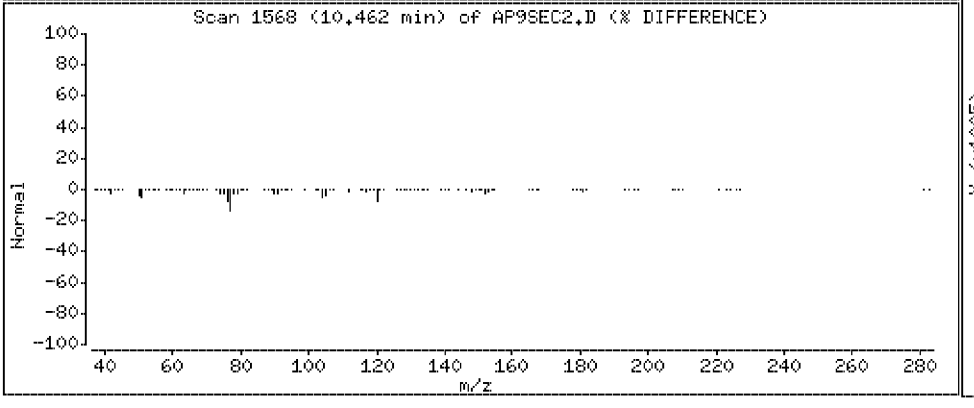

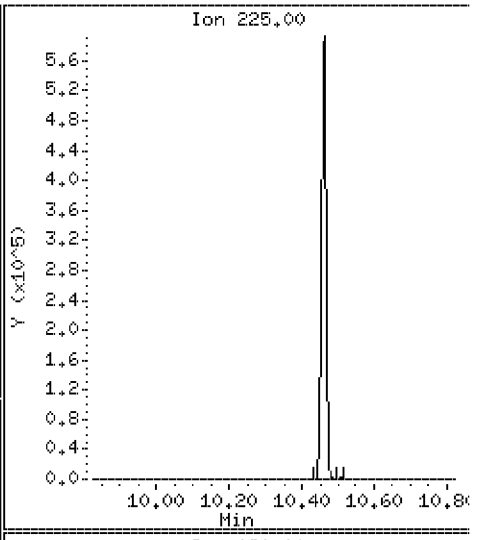

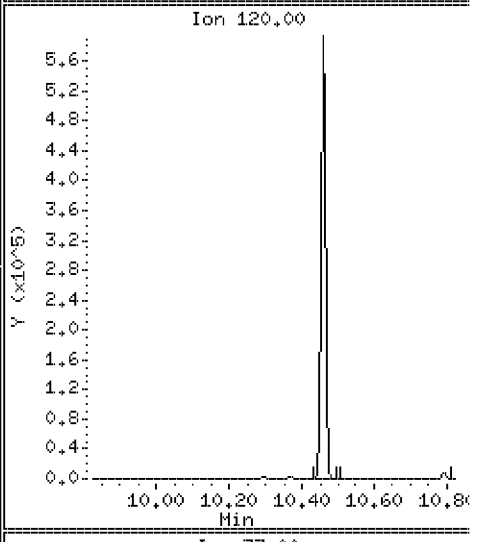

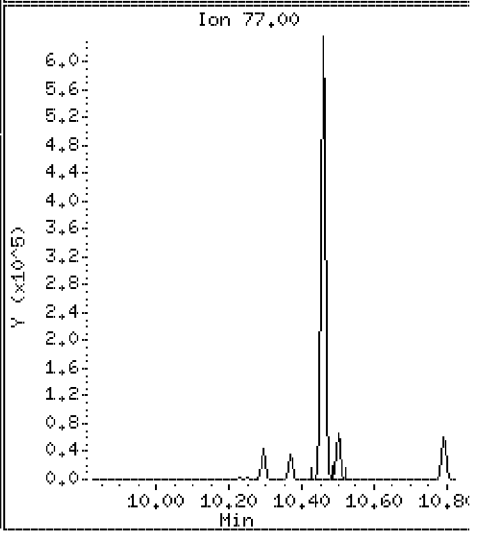

Data File: \\Svecd04\DD\chem\smsd03.i\S3042312.b\AP9SEC2.D

Date : 23-APR-2012 20:15

Client ID: AP9SEC

Instrument: smsd03.i

Sample Info: 44612

Purge Volume: 1000.0

Operator: PEL

Column phase: HPMS-5

Column diameter: 0.25

115 Chlorobenzilate

Concentration: 43.4 ug/l

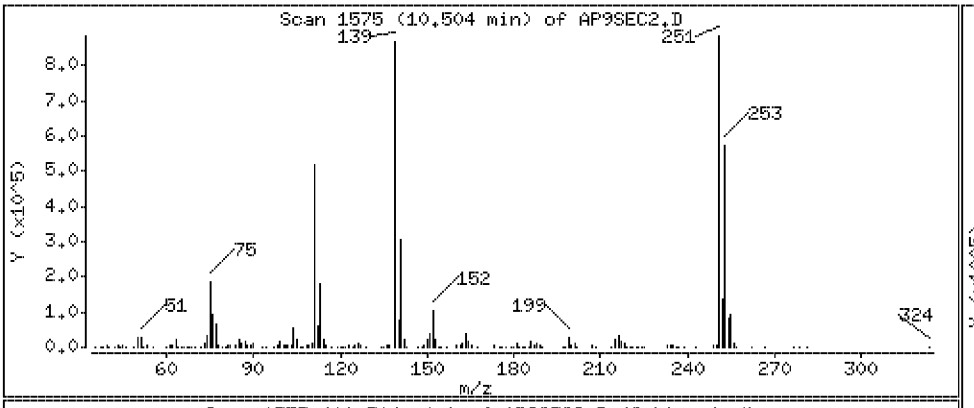

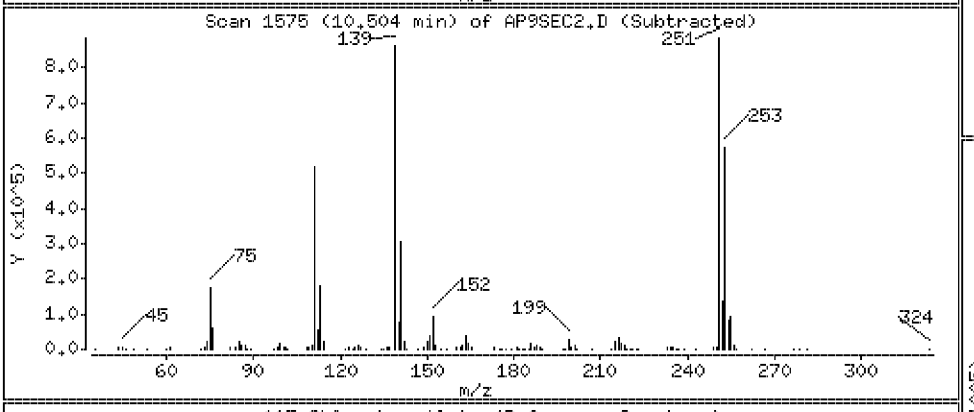

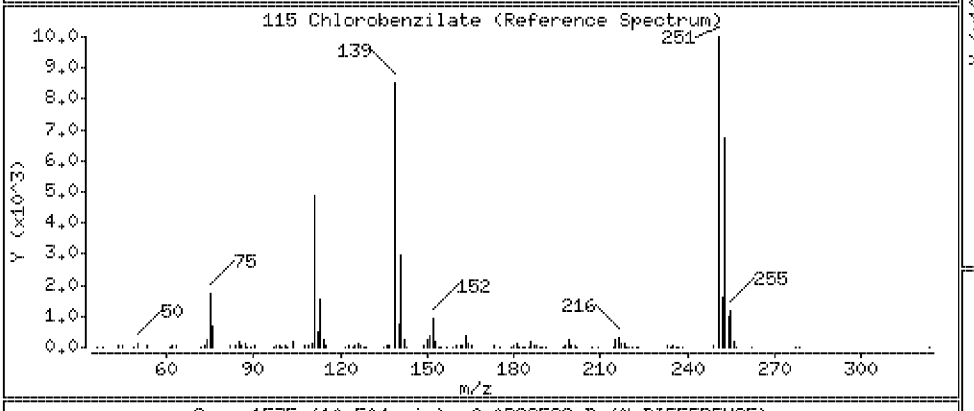

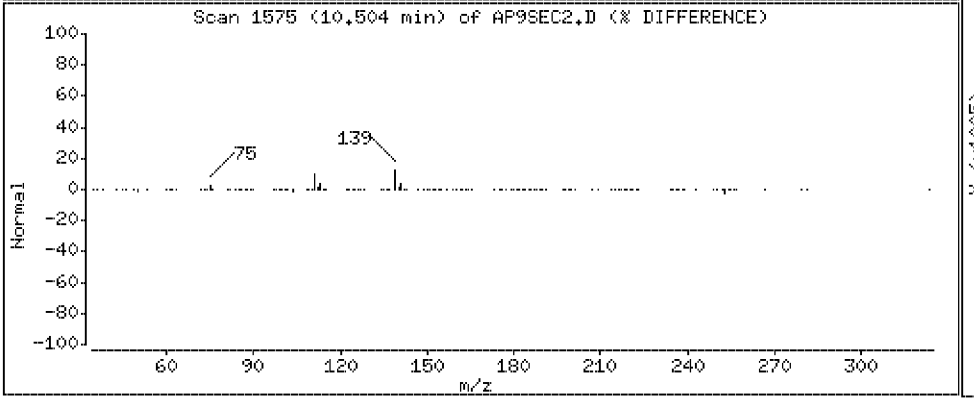

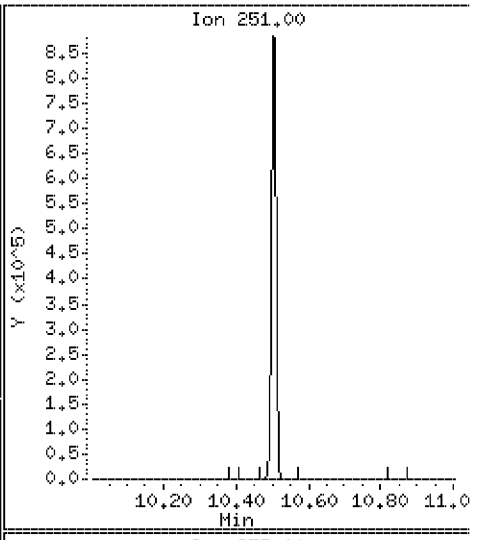

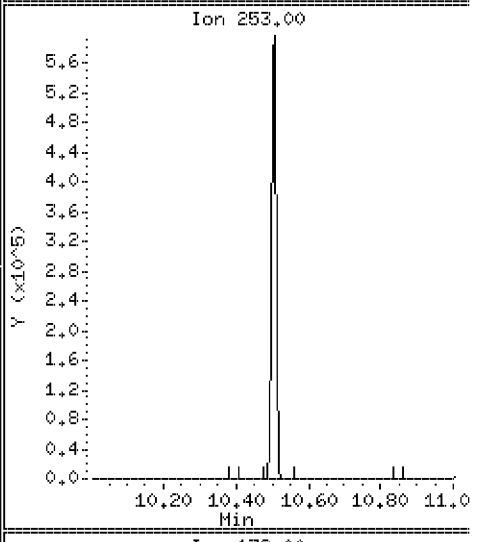

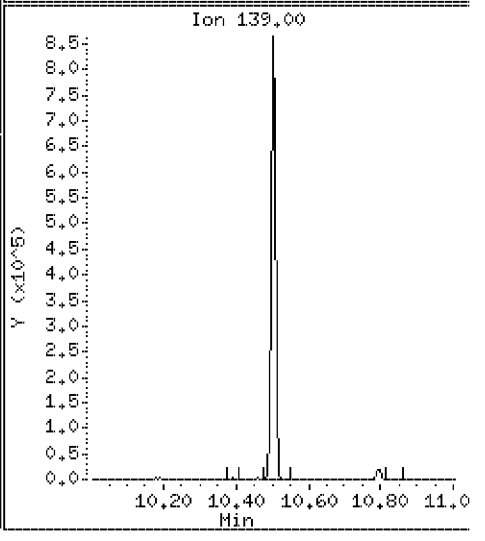

Data File: \\Svecd04\DD\chem\smsd03.i\S3042312.b\AP9SEC2.D

Date : 23-APR-2012 20:15

Client ID: AP9SEC

Instrument: smsd03.i

Sample Info: 44612

Purge Volume: 1000.0

Operator: PEL

Column phase: HPMS-5

Column diameter: 0.25

116 Kepone

Concentration: 44.1 ug/l

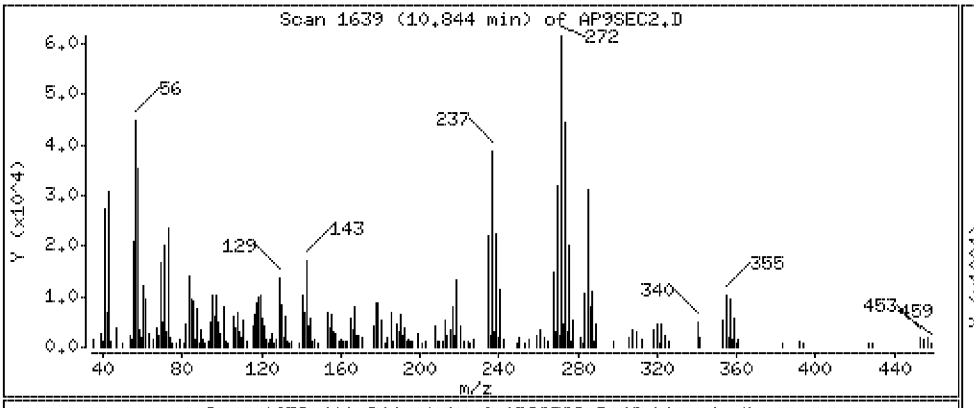

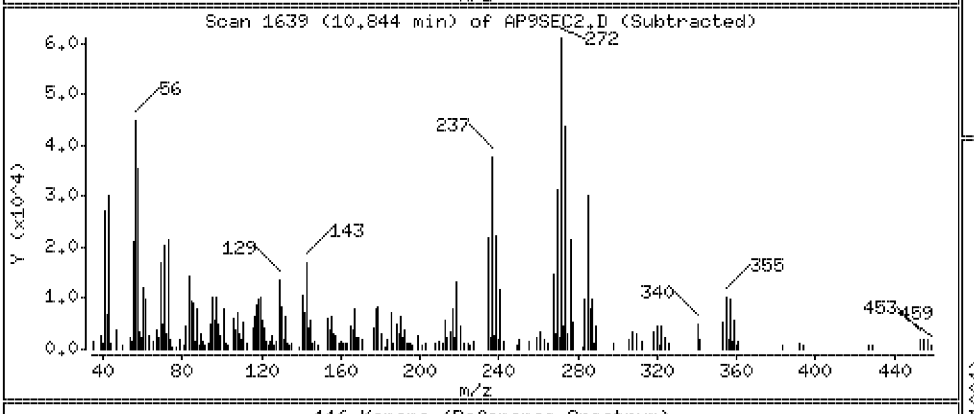

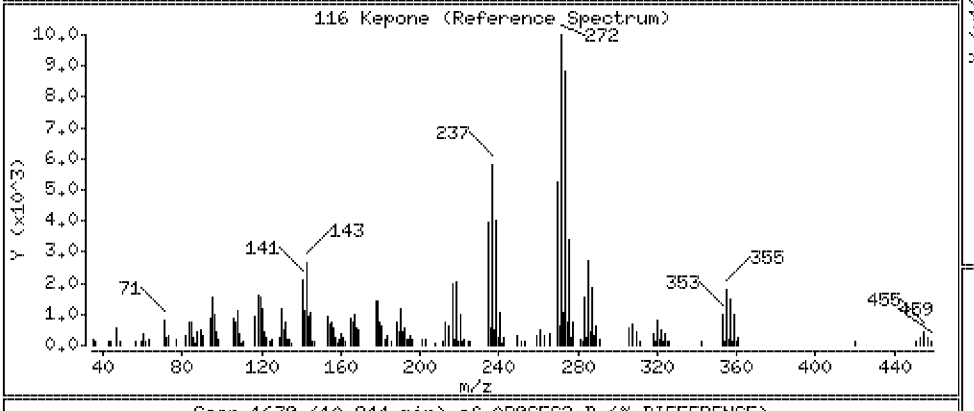

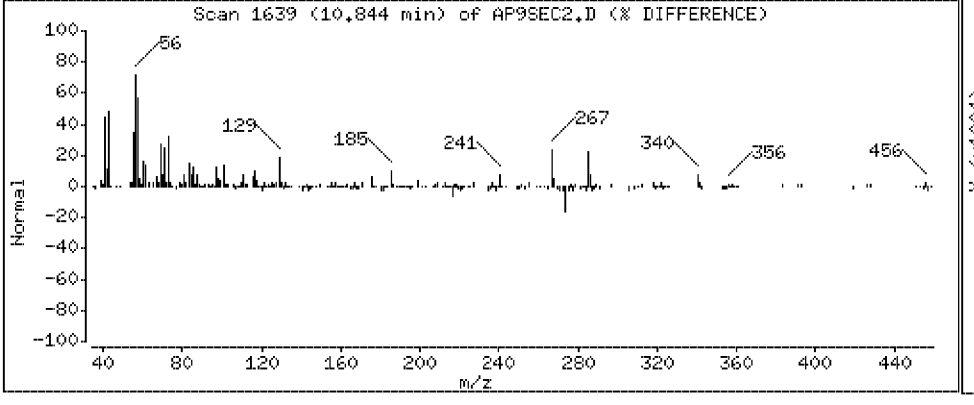

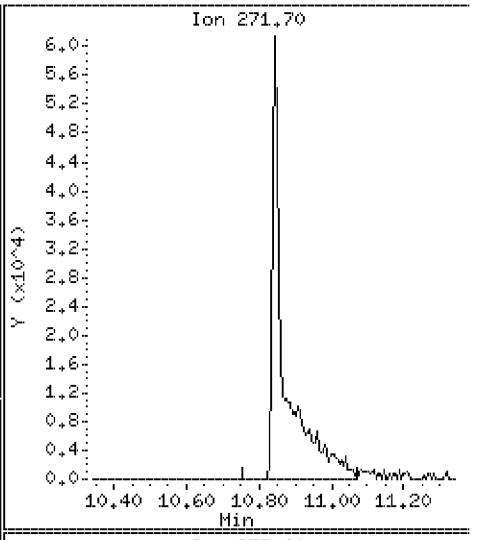

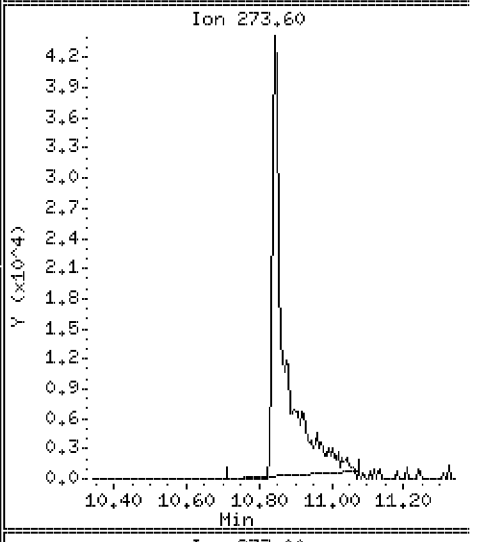

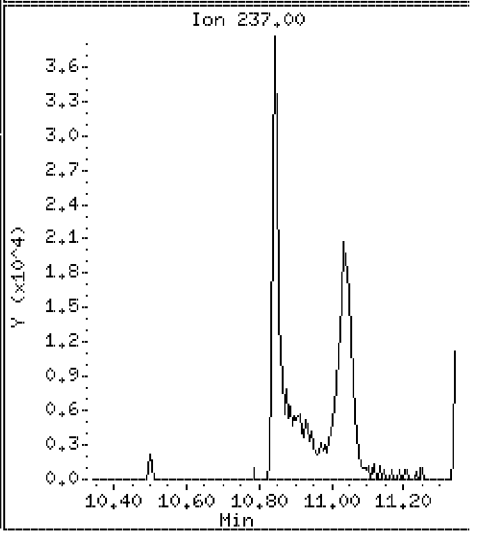

Data File: \\Svecd04\DD\chem\smsd03.i\S3042312.b\AP9SEC2.D

Date : 23-APR-2012 20:15

Client ID: AP9SEC

Instrument: smsd03.i

Sample Info: 44612

Purge Volume: 1000.0

Operator: PEL

Column phase: HPMS-5

Column diameter: 0.25

117 3,3-Dimethylbenzidine

Concentration: 40.0 ug/l

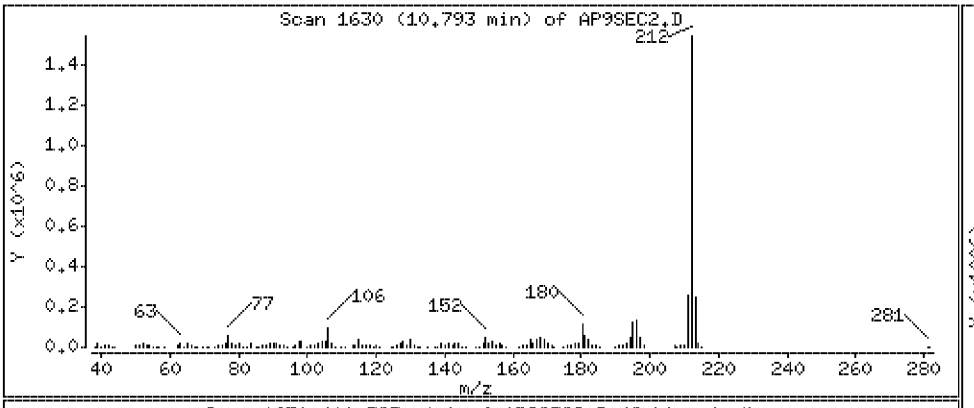

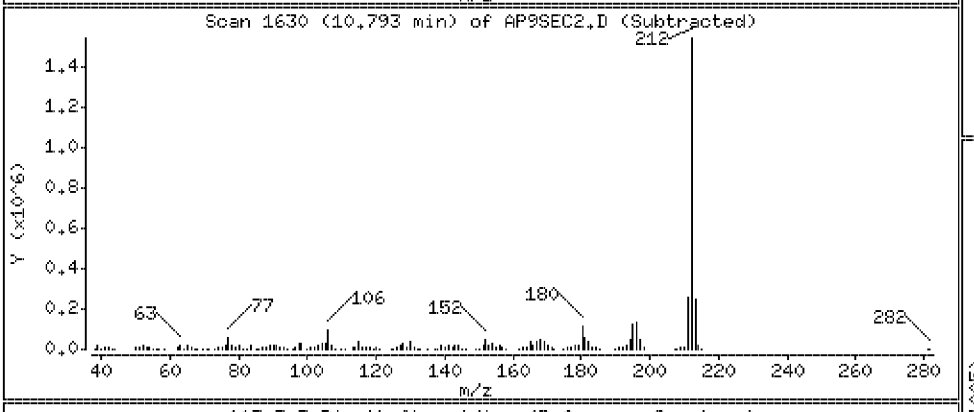

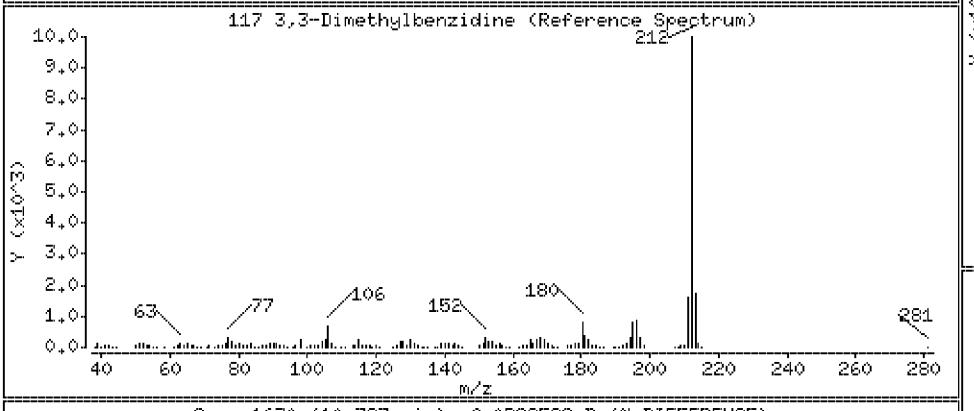

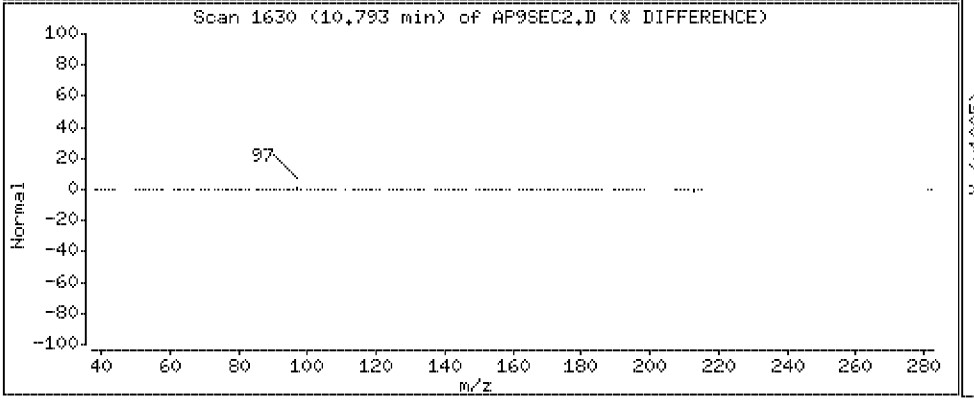

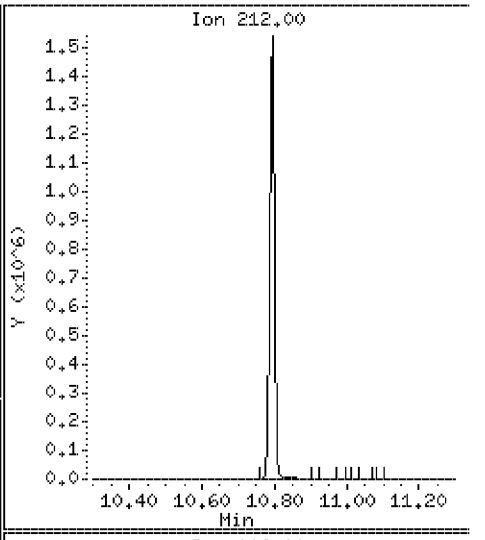

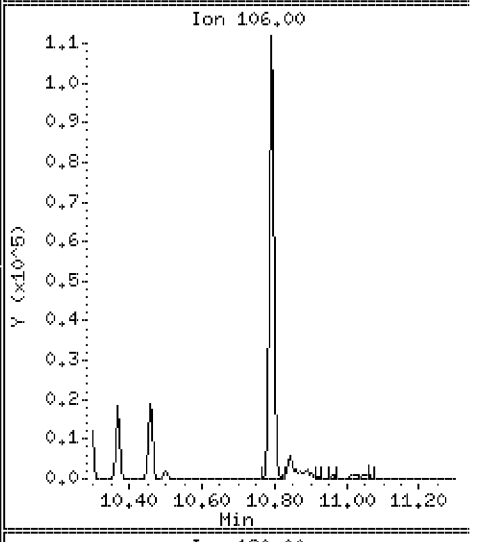

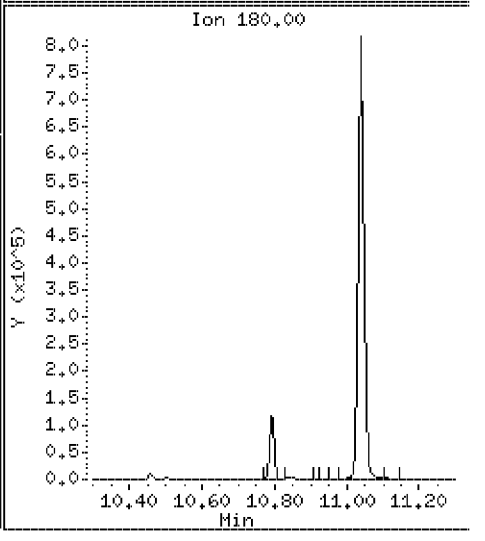

Data File: \\Svecd04\DD\chem\smsd03.i\S3042312.b\AP9SEC2.D

Date : 23-APR-2012 20:15

Client ID: AP9SEC

Instrument: smsd03.i

Sample Info: 44612

Purge Volume: 1000.0

Operator: PEL

Column phase: HPMS-5

Column diameter: 0.25

119 2-Acetylaminofluorene

Concentration: 43.4 ug/l

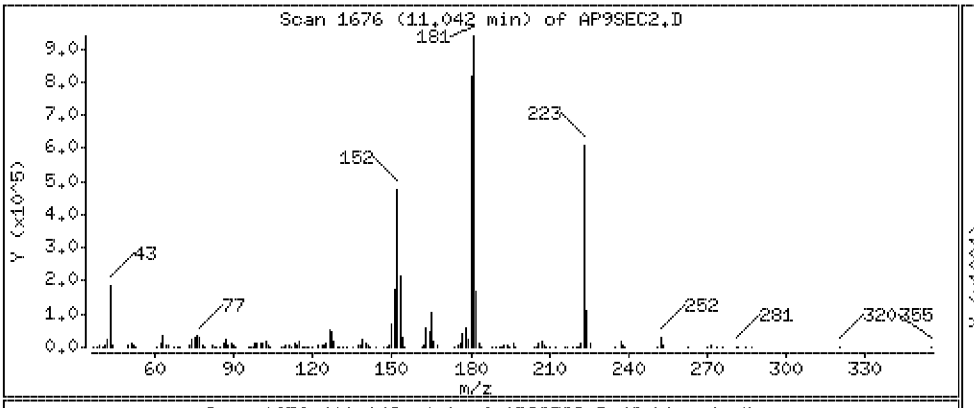

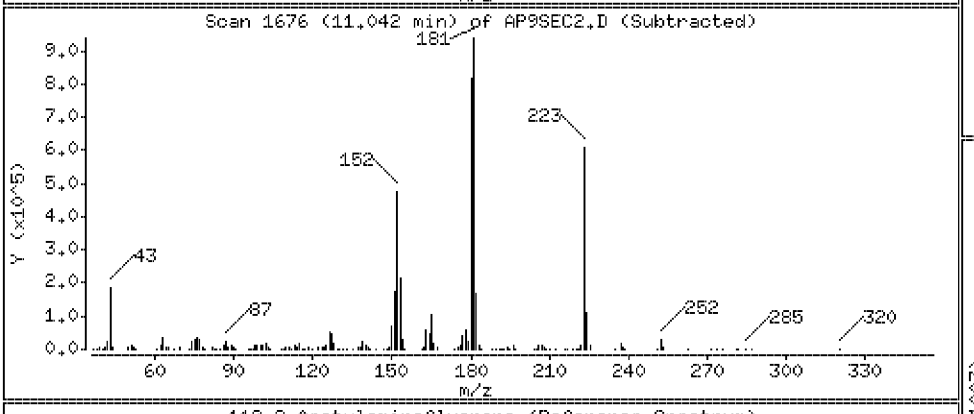

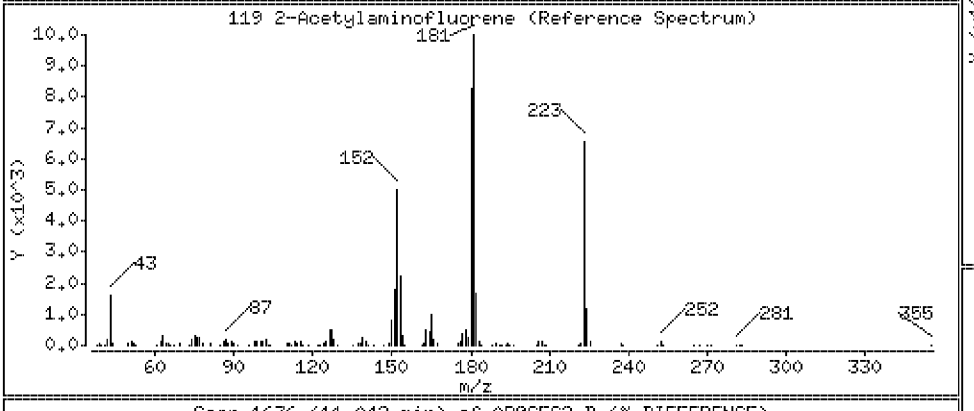

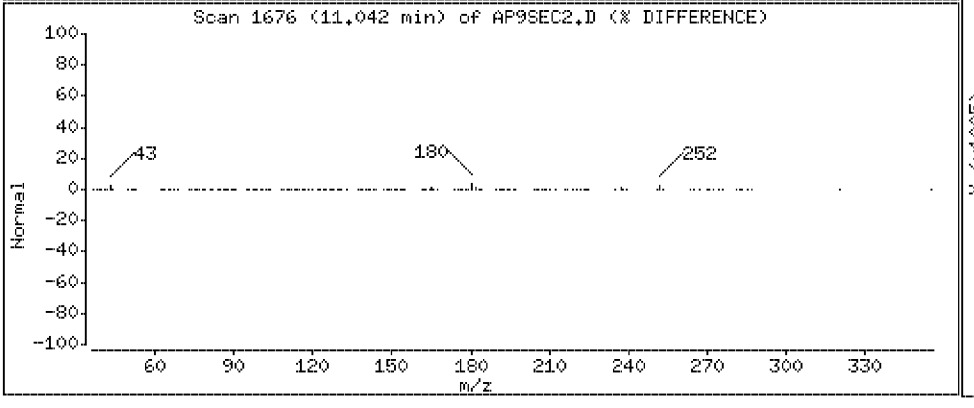

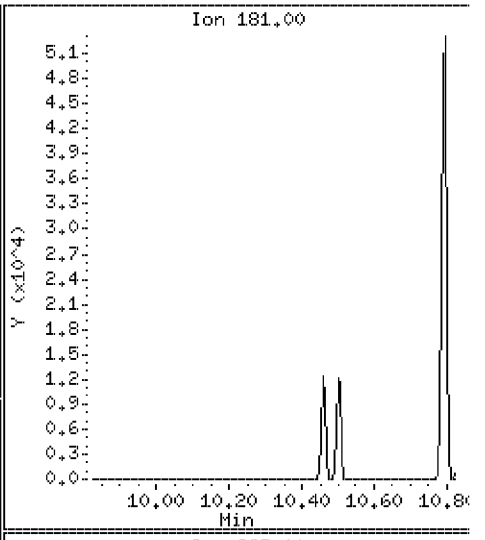

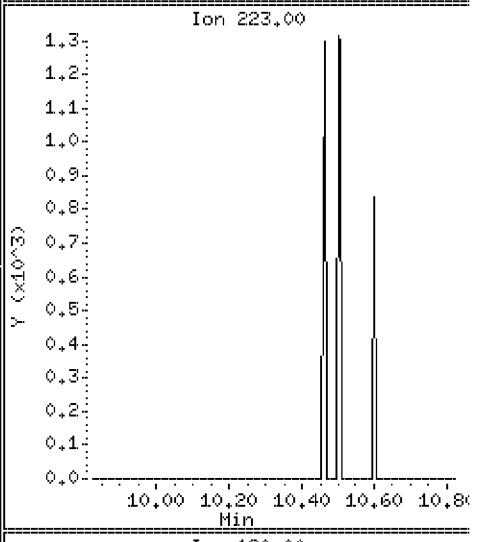

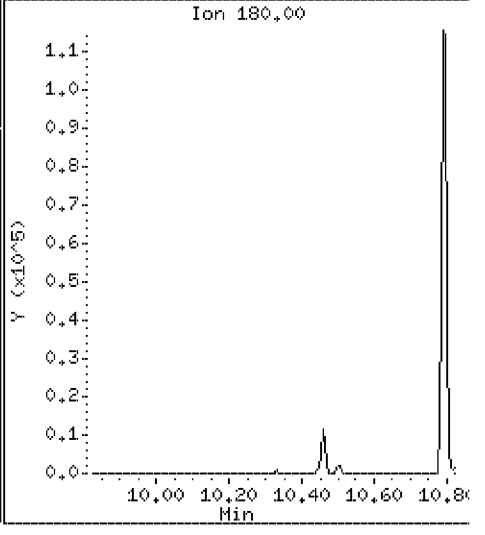

Data File: \\Svecd04\DD\chem\smsd03.i\S3042312.b\AP9SEC2.D

Date : 23-APR-2012 20:15

Client ID: AP9SEC

Instrument: smsd03.i

Sample Info: 44612

Purge Volume: 1000.0

Operator: PEL

Column phase: HPMS-5

Column diameter: 0.25

126 7,12-Dimethylbenz(a)anthracen

Concentration: 46.7 ug/l

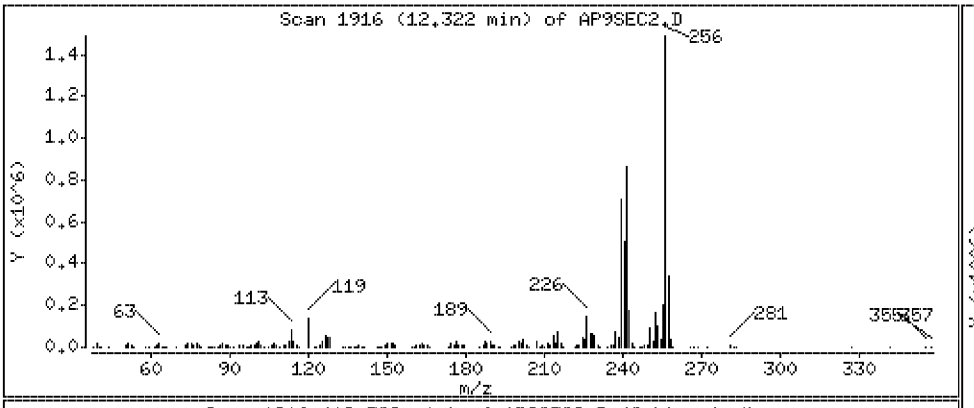

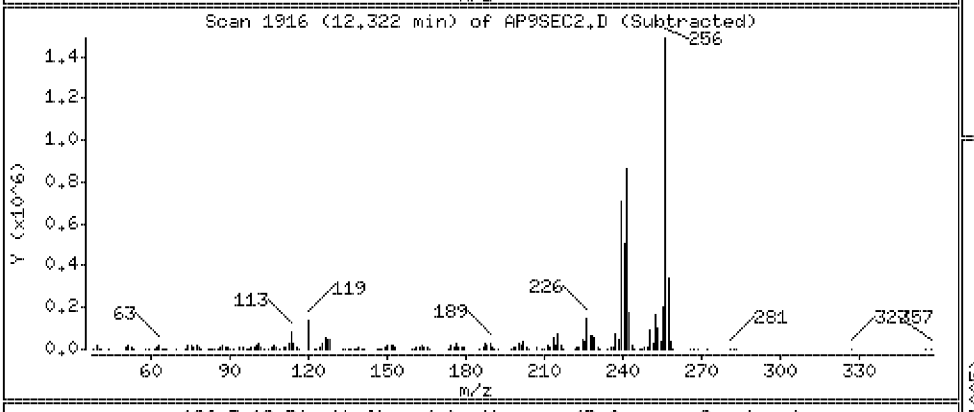

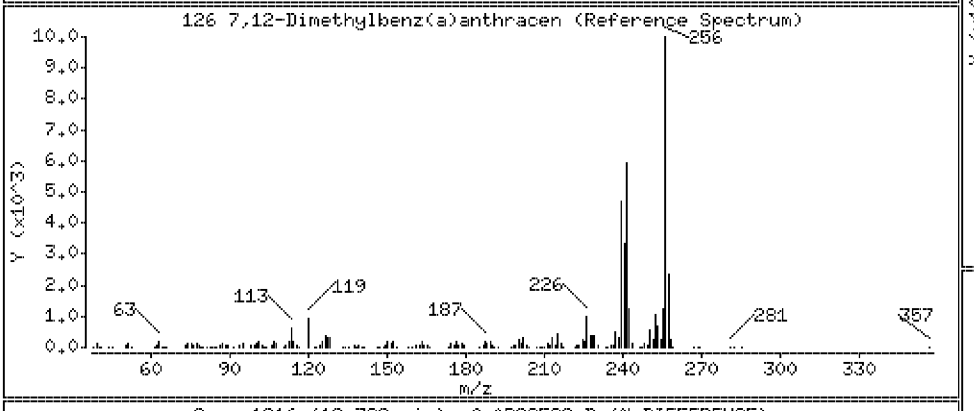

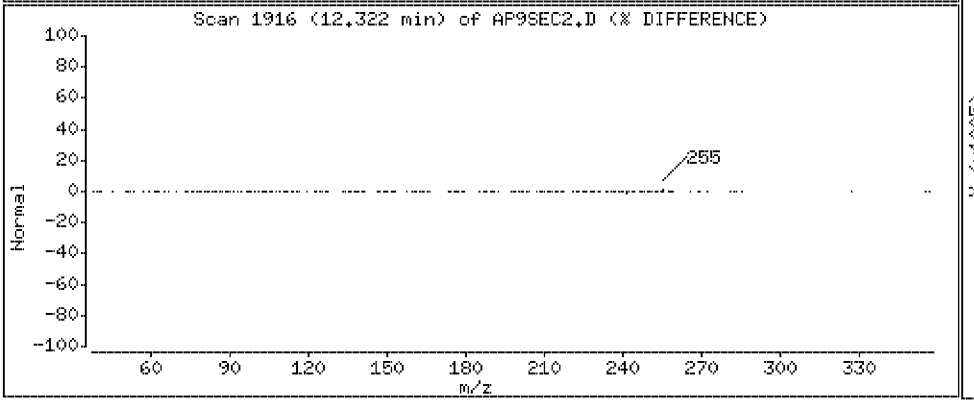

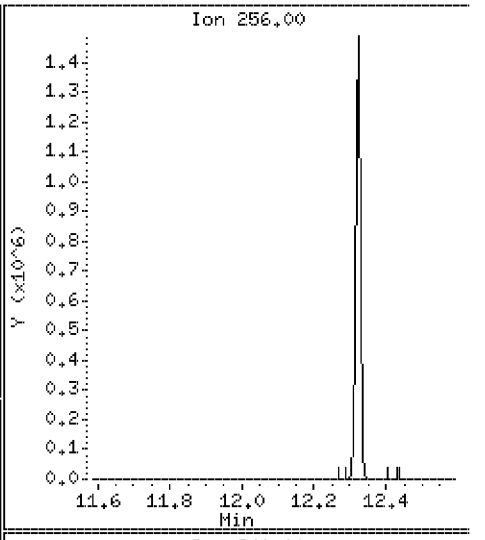

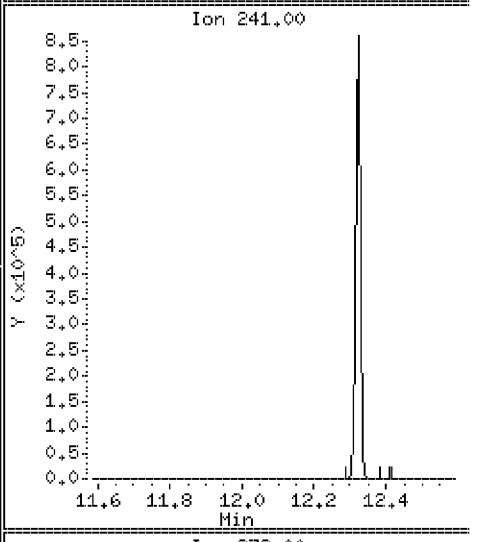

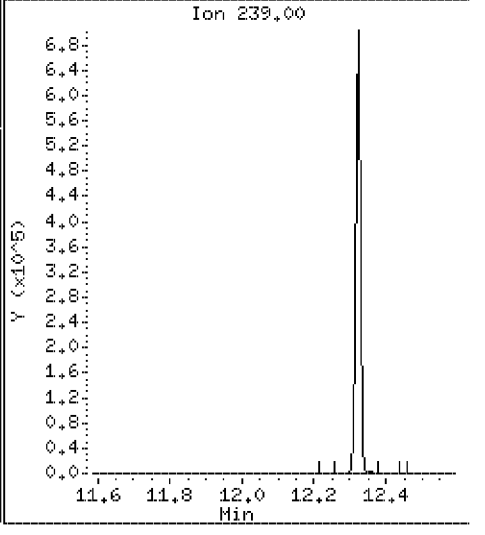

Data File: \\Svecd04\DD\chem\smsd03.i\S3042312.b\AP9SEC2.D

Date : 23-APR-2012 20:15

Client ID: AP9SEC

Instrument: smsd03.i

Sample Info: 44612

Purge Volume: 1000.0

Operator: PEL

Column phase: HPMS-5

Column diameter: 0.25

131 3-Methylcholanthrene

Concentration: 45.2 ug/l

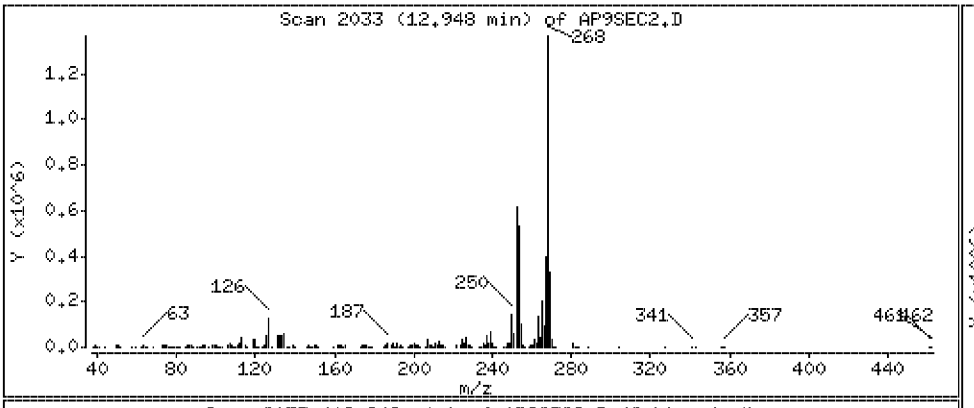

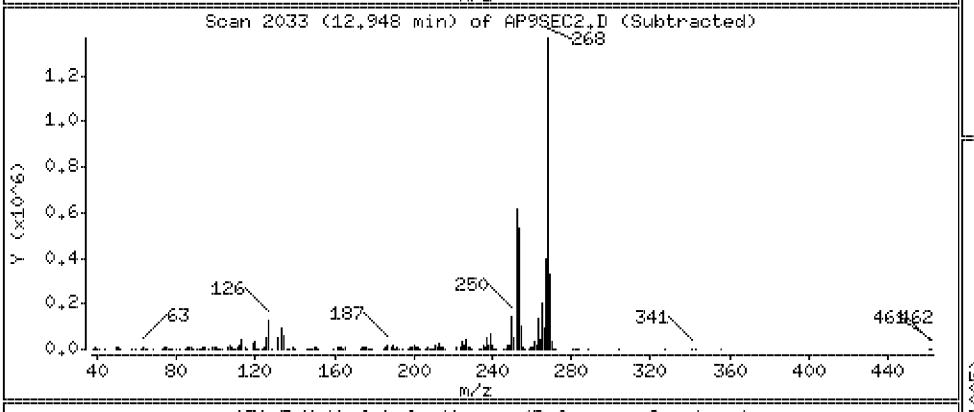

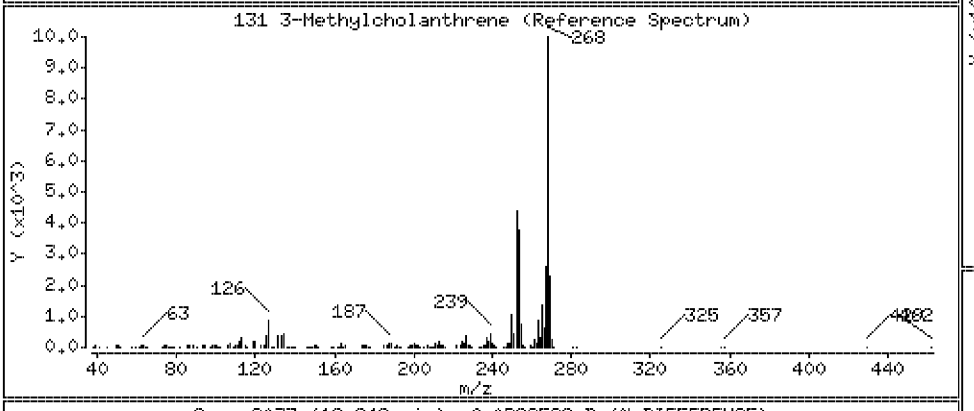

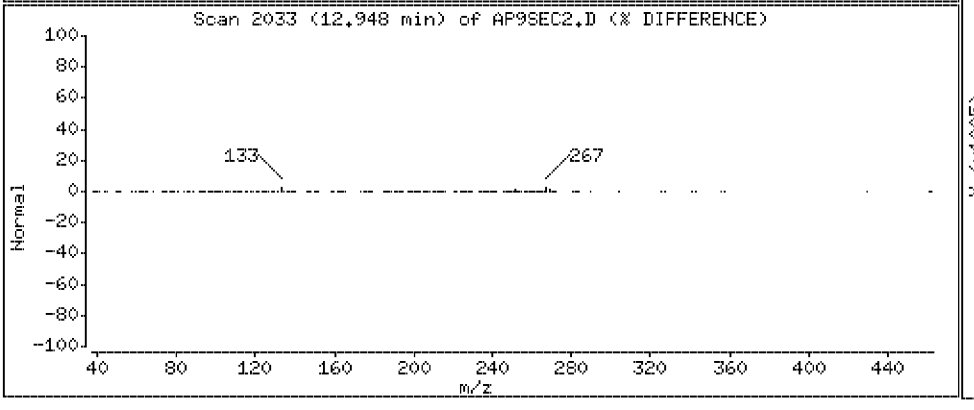

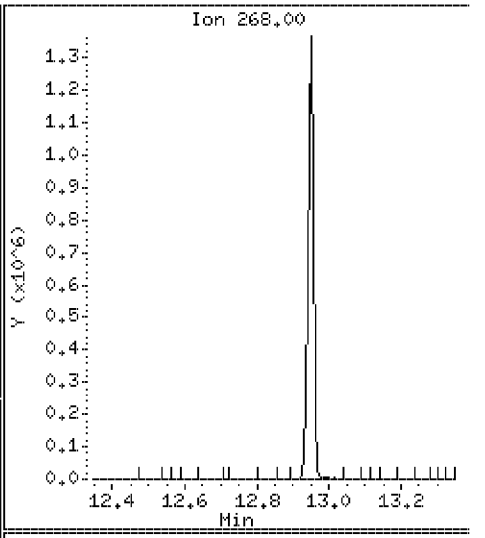

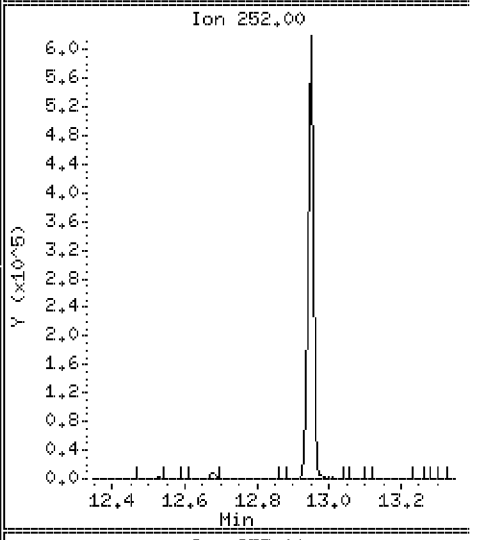

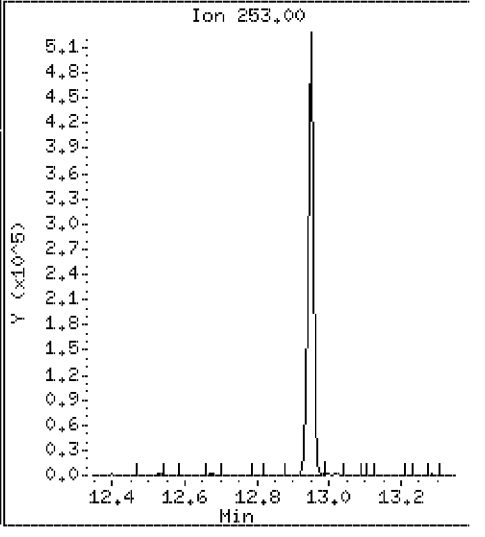

Data File: \\Svecd04\DD\chem\smsd03.i\S3042312.b\AP9SEC2.D

Date : 23-APR-2012 20:15

Client ID: AP9SEC

Instrument: smsd03.i

Sample Info: 44612

Purge Volume: 1000.0

Operator: PEL

Column phase: HPMS-5

Column diameter: 0.25

132 Dibenz(a,j)acridine

Concentration: 44.7 ug/l

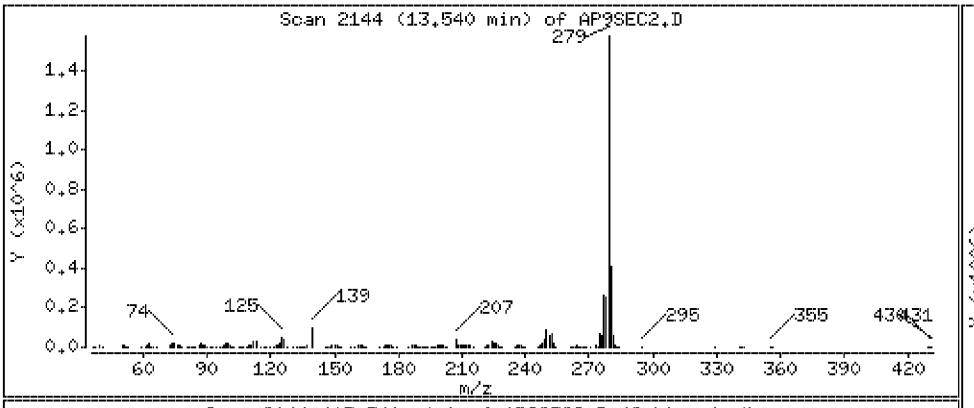

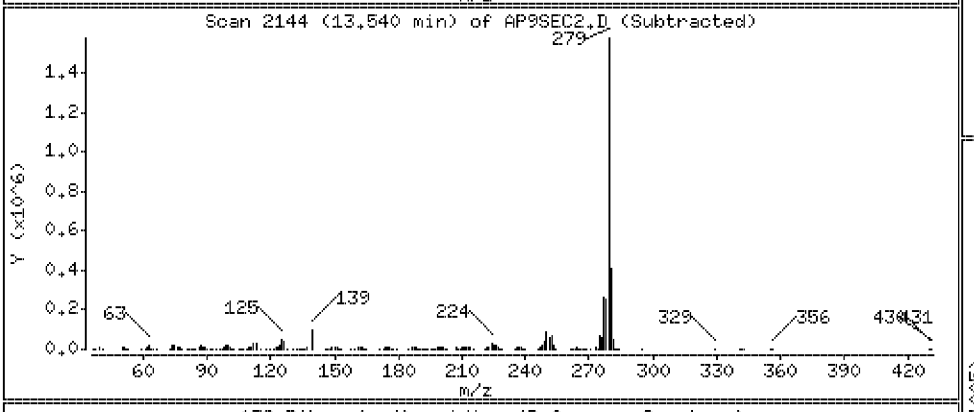

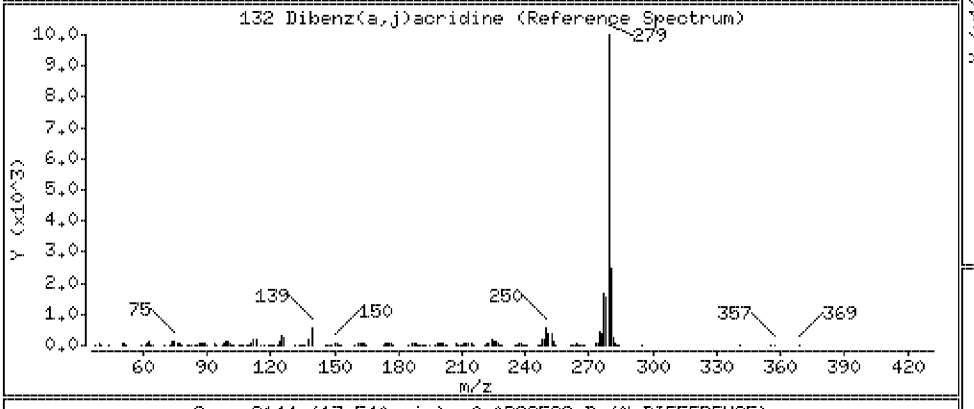

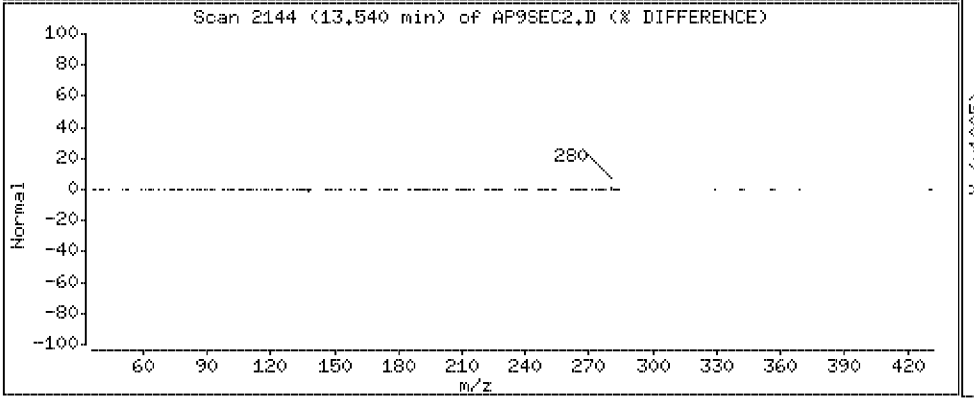

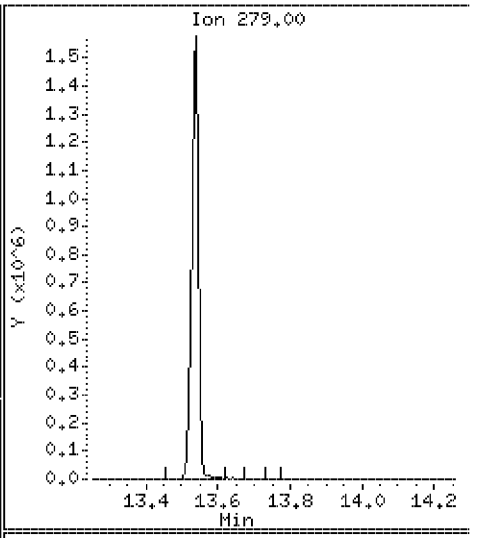

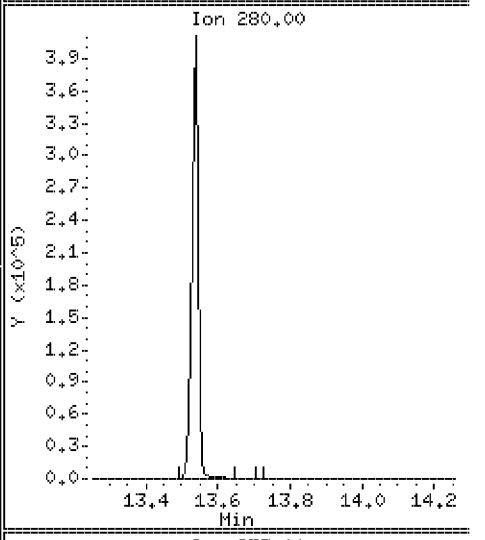

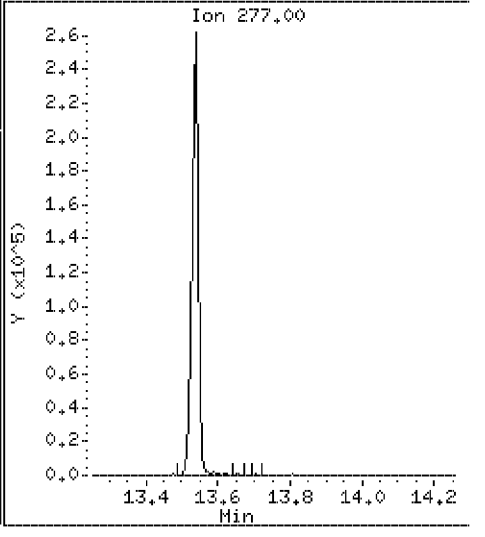

Data File: \\Svecd04\DD\chem\smsd03.i\S3050312.b\DFTPP1.D
Report Date: 09-May-2012 18:05

PEL Laboratories, Inc.

Data file : \\Svecd04\DD\chem\smsd03.i\S3050312.b\DFTPP1.D
Lab Smp Id: 45777 Client Smp ID: DFTPP1
Inj Date : 03-MAY-2012 10:31
Operator : PEL Inst ID: smsd03.i
Smp Info : 45777
Misc Info :
Comment :
Method : \\Svecd04\DD\chem\smsd03.i\S3050312.b\DoDTUN.m
Meth Date : 30-Apr-2012 13:57 mjacobs Quant Type: ISTD
Cal Date : 23-MAR-2009 02:58 Cal File: AP9CAL1.D
Als bottle: 100 QC Sample: DFTPP
Dil Factor: 1.00000
Integrator: HP RTE Compound Sublist: all.sub
Target Version: 4.14 Sample Matrix: WATER
Processing Host: SVECD04

Concentration Formula: Amt * DF * Uf * Vf * Vi * CpndVariable

Name	Value	Description
DF	1.000	Dilution Factor
Uf	1.000	ng unit correction factor
Vf	1.000	Volumetric correction factor
Vi	1.000	Injection Volume
Cpnd Variable		Local Compound Variable

RT	EXP RT	REL RT	MASS	RESPONSE	CONCENTRATIONS ON-COL (ug/L)	CONCENTRATIONS FINAL (ug/L)	TARGET RANGE	RATIO
1 dftpp							CAS #: 5074-71-5	
7.480	7.728	(0.000)	198	380416			0.00- 100.00	100.00
7.480	7.728	(0.000)	51	110600			10.00- 80.00	29.07
7.480	7.728	(0.000)	68	3168			0.00- 2.00	1.79
7.480	7.728	(0.000)	69	177216			0.00- 0.00	46.58
7.480	7.728	(0.000)	70	1711			0.00- 2.00	0.97
7.480	7.728	(0.000)	127	167680			10.00- 80.00	44.08
7.480	7.728	(0.000)	197	2224			0.00- 2.00	0.58
7.480	7.728	(0.000)	199	27504			5.00- 9.00	7.23
7.480	7.728	(0.000)	275	126784			10.00- 60.00	33.33
7.480	7.728	(0.000)	365	25152			1.00- 0.00	6.61
7.480	7.728	(0.000)	441	48976			0.01- 24.00	13.59
7.480	7.728	(0.000)	442	360448			50.00- 0.00	94.75
7.480	7.728	(0.000)	443	80464			15.00- 24.00	22.32

Data File: \\Svecd04\DD\chem\smsd03.i\S3050312.b\DFTPP1.D
Date : 03-MAY-2012 10:31
Client ID: DFTPP1 Instrument: smsd03.i
Sample Info: 45777
Volume Injected (uL): 1.0 Operator: PEL
Column phase: Column diameter: 2.00

1747

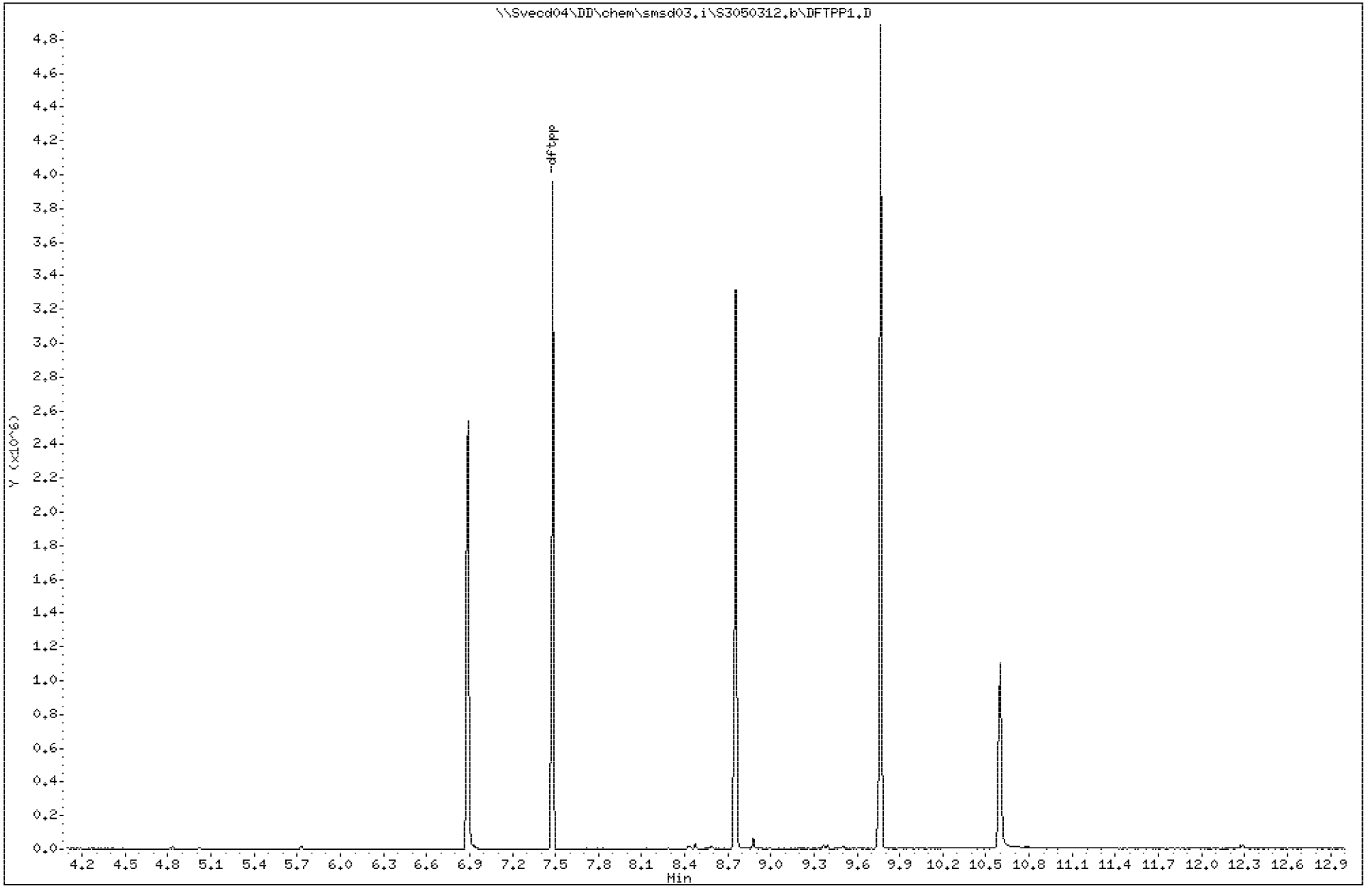

3505892

Data File: \\Svecd04\DD\chem\smsd03.i\S3050312.b\DFTPP1.D

Date : 03-MAY-2012 10:31

Client ID: DFTPP1 | Instrument: smsd03.i

Sample Info: 45777

Volume Injected (uL): 1.0 | Operator: PEL

Column phase: | Column diameter: 2.00

1 dftpp

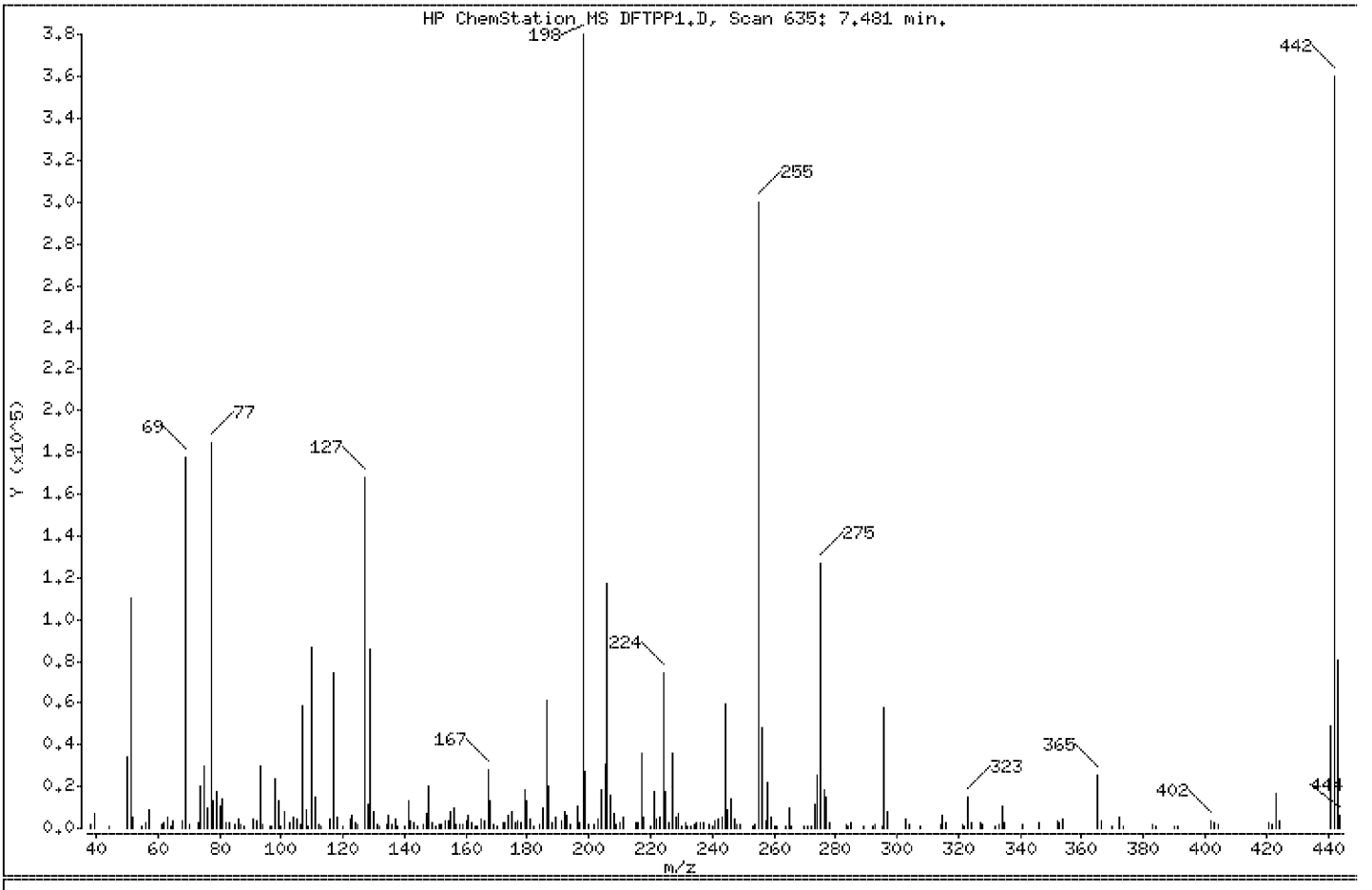

m/e	ION ABUNDANCE CRITERIA	% RELATIVE ABUNDANCE
198	Base Peak, 100% relative abundance	100.00
51	10.00 - 80.00% of mass 198	29.07
68	Less than 2.00% of mass 69	0.83 (1.79)
69	Mass 69 relative abundance	46.58
70	Less than 2.00% of mass 69	0.45 (0.97)
127	10.00 - 80.00% of mass 198	44.08
197	Less than 2.00% of mass 198	0.58
199	5.00 - 9.00% of mass 198	7.23
275	10.00 - 60.00% of mass 198	33.33
365	Greater than 1.00% of mass 198	6.61
441	0.01 - 24.00% of mass 442	12.87 (13.59)
442	Greater than 50.00% of mass 198	94.75
443	15.00 - 24.00% of mass 442	21.15 (22.32)

Data File: \\Svecd04\DD\chem\smsd03.i\S3050312.b\DFTPP1.D

Date : 03-MAY-2012 10:31

Client ID: DFTPP1 Instrument: smsd03.i

Sample Info: 45777

Volume Injected (uL): 1.0 Operator: PEL

Column phase: Column diameter: 2.00

Data File: DFTPP1.D
Spectrum: HP ChemStation MS DFTPP1.D, Scan 635: 7.481 min.
Location of Maximum: 197.90
Number of points: 242

m/z	Y	m/z	Y	m/z	Y	m/z	Y
38.00	1852	127.00	167680	194.00	1596	269.90	996
39.10	6831	128.00	11461	196.00	10718	270.80	779
44.00	830	129.00	86048	196.90	2224	272.10	752
50.00	33784	130.00	7767	197.90	380416	273.00	11774
51.00	110600	131.00	1380	198.90	27504	274.00	25104
52.10	5213	131.90	1103	200.00	1937	275.00	126784
55.00	752	133.90	2089	201.40	1797	276.00	18520
56.00	2904	135.00	6177	203.00	4688	277.00	15304
57.00	8462	136.00	1601	204.00	18208	277.90	2541
61.00	1774	136.90	4581	205.00	30296	283.10	1569
62.00	2683	137.90	689	206.00	117208	283.90	754
63.00	5402	139.90	792	207.00	15458	285.00	2799
64.00	878	141.00	12872	208.00	6626	289.00	682
65.00	3142	142.00	3450	208.90	1782	292.10	885
68.00	3168	142.90	3058	210.00	2434	292.90	2058
69.00	177216	143.90	968	211.00	4810	294.90	718
70.00	1711	145.90	1772	215.00	2518	295.90	57792
72.90	2689	147.00	6650	215.90	2353	297.00	7746
74.00	20368	147.90	20008	216.90	35816	303.00	4623
75.00	30120	149.00	2463	217.90	4904	303.90	1319
76.00	9979	149.90	1059	219.90	1022	307.90	813
77.00	184128	151.10	1833	220.90	17232	314.00	1375
78.00	12807	152.00	1518	222.00	3966	314.90	6489
79.00	17240	152.90	3699	223.00	5449	316.00	2969
80.00	10207	154.00	3725	224.00	74392	321.00	1490
81.00	14232	155.00	7786	225.00	17424	322.00	1102
82.00	3011	156.00	9208	226.00	2639	323.00	15301
82.90	2931	156.90	1847	226.90	35704	324.00	3032
84.90	2162	157.90	1637	228.00	5373	326.90	2875
85.90	4520	158.90	1801	229.00	6967	328.00	2004
87.00	1787	160.00	3458	230.00	854	331.90	1142
88.10	848	161.00	6496	231.00	2979	332.90	1826
91.00	4318	162.00	2203	232.00	1034	334.00	10084
92.00	3324	163.00	815	233.00	700	335.00	2975
93.00	29560	164.00	679	233.90	1428	340.90	1398

Data File: \\Svecd04\DD\chem\smsd03.i\S3050312.b\DFTPP1.D

Date : 03-MAY-2012 10:31

Client ID: DFTPP1 Instrument: smsd03.i

Sample Info: 45777

Volume Injected (uL): 1.0 Operator: PEL

Column phase: Column diameter: 2.00

Data File: DFTPP1.D
Spectrum: HP ChemStation MS DFTPP1.D, Scan 635: 7.481 min.
Location of Maximum: 197.90
Number of points: 242

m/z	Y	m/z	Y	m/z	Y	m/z	Y
94.00	1382	165.00	4314	235.00	2261	345.90	2670
96.00	776	166.00	3452	236.00	2396	352.00	3456
96.80	701	167.00	27616	237.00	2709	352.90	2705
98.00	23280	167.90	12872	238.90	2173	354.00	3948
99.00	13502	168.90	1374	239.90	1100	364.90	25152
99.90	711	170.00	992	240.90	3246	366.00	3413
101.00	7554	171.90	2675	242.00	4416	370.00	805
103.00	2972	172.90	2874	243.10	5206	372.00	5463
103.90	4934	173.90	5940	244.00	59512	373.20	1064
105.00	4201	175.00	7716	245.00	9019	383.00	1727
106.10	1375	176.00	2437	245.90	13833	383.90	681
107.00	58840	177.00	3817	247.00	3992	390.00	1123
108.00	8973	178.00	2254	248.00	1341	391.00	834
108.80	1177	179.00	18568	249.00	1889	401.90	3842
110.00	86600	180.00	13311	253.00	1189	402.90	2775
111.00	14684	181.00	4746	254.00	1458	403.90	1470
112.00	1809	182.00	901	255.00	300288	421.00	2711
113.00	804	184.00	1629	256.00	48312	421.90	1928
116.00	4380	185.00	9364	257.00	3226	423.00	17000
117.00	74152	186.00	61328	258.00	22048	424.00	3128
117.90	5016	187.00	19824	259.00	5679	441.00	48976
119.90	796	188.20	2222	260.00	1209	442.00	360448
122.00	4716	189.00	5375	260.90	776	443.00	80464
123.00	6147	191.00	3200	264.00	1011	444.00	6129
123.90	2389	192.00	7792	264.90	9360		
124.90	1834	193.00	6418	265.80	824		

DFTPP TUNE/TAILING FACTOR/DEGRADATION SAMPLE AND GRAPHIC REPORT

Report Date: 05/03/2012 10:52

Datafile Analyzed: \\Svecd04\DD\chem\smsd03.i\S3050312.b\DFTPP1.D
DFTPP TUNE/TAILING FACTOR/DEGRADATION SAMPLE AND GRAPHIC REPORT

Report Date: 05/04/2012 18:22

Datafile Analyzed: //Svecd04/DD/chem/smsd03.i/S3050312.b/DFTPP1.D
DFTPP TUNE/TAILING FACTOR/DEGRADATION SAMPLE AND GRAPHIC REPORT

Report Date: 05/07/2012 17:36

Datafile Analyzed: //Svecd04/DD/chem/smsd03.i/S3050312.b/DFTPP1.D
DFTPP TUNE/TAILING FACTOR/DEGRADATION SAMPLE AND GRAPHIC REPORT

Report Date: 05/07/2012 17:45

Datafile Analyzed: //Svecd04/DD/chem/smsd03.i/S3050312.b/DFTPP1.D
DFTPP TUNE/TAILING FACTOR/DEGRADATION SAMPLE AND GRAPHIC REPORT

Report Date: 05/07/2012 18:06

Datafile Analyzed: //Svecd04/DD/chem/smsd03.i/S3050312.b/DFTPP1.D
DFTPP TUNE/TAILING FACTOR/DEGRADATION SAMPLE AND GRAPHIC REPORT

Report Date: 05/09/2012 18:05

Datafile Analyzed: //Svecd04/DD/chem/smsd03.i/S3050312.b/DFTPP1.D

PEL Laboratories, Inc.

Data file : \\Svecd04\DD\chem\smsd03.i\S3050312.b\BSCCV1.D
Lab Smp Id: 45936 Client Smp ID: BSCCV1
Inj Date : 03-MAY-2012 11:15 MS Autotune Date: 12-SEP-2011 18:58
Operator : PEL Inst ID: smsd03.i
Smp Info : 45936
Misc Info :
Comment :
Method : \\Svecd04\DD\chem\smsd03.i\S3050312.b\8270bcs.m
Meth Date : 03-May-2012 14:03 smsd03.i Quant Type: ISTD
Cal Date : 23-APR-2012 18:17 Cal File: AP9CAL4.D
Als bottle: 2 Continuing Calibration Sample
Dil Factor: 1.00000
Integrator: HP Genie Compound Sublist: BZSOWcal.sub
Target Version: 4.14 Sample Matrix: WATER

Concentration Formula: Amt * DF * (1/(Vo/1000))*Vf * CpndVariable

Name	Value	Description
DF	1.000	Dilution Factor
Vo	1000.000	Volume of sample extracted (mL)
Vf	1.000	Final Volume
Cpnd Variable		Local Compound Variable

RT	EXP RT	REL RT	MASS	RESPONSE	AMOUNTS CAL-AMT (ug/ml)	AMOUNTS ON-COL (ug/ml)	TARGET RANGE	RATIO
9 Benzaldehyde						CAS #: 100-52-7		
3.995	3.995	(0.915)	77	379013	45.0000	48.5	80.00- 120.00	100.00(Q)
3.995	3.995	(0.915)	106	282203			44.46- 104.46	74.46
3.995	3.995	(0.915)	51	129713			4.22- 64.22	34.22
* 18 1,4-Dichlorobenzene-d4						CAS #: 3855-82-1		
4.366	4.367	(1.000)	152	256212	40.0000		80.00- 120.00	100.00
4.365	4.367	(1.000)	115	161334			32.88- 92.88	62.97
4.366	4.367	(1.000)	150	388252			139.40- 199.40	151.54
25 Acetophenone						CAS #: 98-86-2		
4.720	4.723	(0.854)	105	595186	45.0000	48.8	80.00- 120.00	100.00(Q)
4.719	4.723	(0.854)	77	602587			68.72- 128.72	101.24
4.719	4.722	(0.854)	51	149921			0.00- 55.37	25.19
* 43 Naphthalene-d8						CAS #: 1146-65-2		
5.527	5.530	(1.000)	136	810351	40.0000		80.00- 120.00	100.00
5.526	5.529	(1.000)	68	46190			0.00- 35.11	5.70
50 Caprolactam						CAS #: 105-60-2		
5.923	5.923	(1.072)	55	109091	45.0000	46.7	80.00- 120.00	100.00(Q)
5.924	5.924	(1.072)	113	107478			68.52- 128.52	98.52

RT	EXP RT	REL RT	MASS	RESPONSE	AMOUNTS CAL-AMT (ug/ml)	AMOUNTS ON-COL (ug/ml)	TARGET RANGE	RATIO
50 Caprolactam (continued)								
5.924	5.924	(1.072)	85	85055			47.97- 107.97	77.97
61 1,1-Biphenyl						CAS #: 92-52-4		
6.660	6.660	(0.922)	154	1058920	45.0000	46.4	80.00- 120.00	100.00(Q)
6.659	6.659	(0.922)	76	134752			0.00- 42.73	12.73
6.659	6.659	(0.922)	51	67643			0.00- 36.39	6.39
* 70 Acenaphthene-d10						CAS #: 15067-26-2		
7.223	7.225	(1.000)	164	573142	40.0000		80.00- 120.00	100.00
7.223	7.225	(1.000)	162	538688			65.82- 125.82	93.99
7.223	7.225	(1.000)	160	245999			14.18- 74.18	42.92
95 Atrazine						CAS #: 1912-24-9		
8.403	8.403	(0.968)	200	356602	45.0000	48.9	80.00- 120.00	100.00
8.401	8.401	(0.968)	58	76440			0.00- 51.44	21.44
8.403	8.403	(0.968)	215	186180			22.21- 82.21	52.21
* 100 Phenanthrene-d10						CAS #: 1517-22-2		
8.677	8.679	(1.000)	188	1089065	40.0000		80.00- 120.00	100.00
8.676	8.678	(1.000)	94	66076			0.00- 35.53	6.07
8.676	8.678	(1.000)	80	77452			0.00- 37.34	7.11
110 Benzidine						CAS #: 92-87-5		
10.005	10.005	(0.888)	184	1079879	45.0000	48.6	80.00- 120.00	100.00(Q)
10.004	10.004	(0.887)	92	49440			0.00- 34.58	4.58
10.005	10.005	(0.887)	185	154583			0.00- 44.31	14.31
122 3,3'-Dichlorobenzidine						CAS #: 91-94-1		
11.241	11.241	(0.997)	252	817801	45.0000	48.9	80.00- 120.00	100.00
11.241	11.241	(0.997)	254	528149			34.58- 94.58	64.58
11.240	11.240	(0.997)	126	55990			0.00- 36.85	6.85
* 121 Chrysene-d12						CAS #: 1719-03-5		
11.273	11.278	(1.000)	240	1445184	40.0000		80.00- 120.00	100.00
11.272	11.276	(1.000)	120	72959			0.00- 35.66	5.05
11.273	11.278	(1.000)	236	390393			0.00- 56.55	27.01
* 130 Perylene-d12						CAS #: 1520-96-3		
12.603	12.603	(1.000)	264	1520735	40.0000		80.00- 120.00	100.00
12.603	12.603	(1.000)	260	373190			0.00- 54.38	24.54
12.603	12.603	(1.000)	265	337396			0.00- 52.89	22.19

QC Flag Legend

Q - Qualifier signal failed the ratio test.

Data File: \\Svecd04\DD\chem\smsd03.i\S3050312.b\BSCCV1.D
Date : 03-MAY-2012 11:15
Client ID: BSCCV1
Sample Info: 45936
Purge Volume: 1000.0
Column phase: HPMS-5

Instrument: smsd03.i
Operator: PEL
Column diameter: 0.25

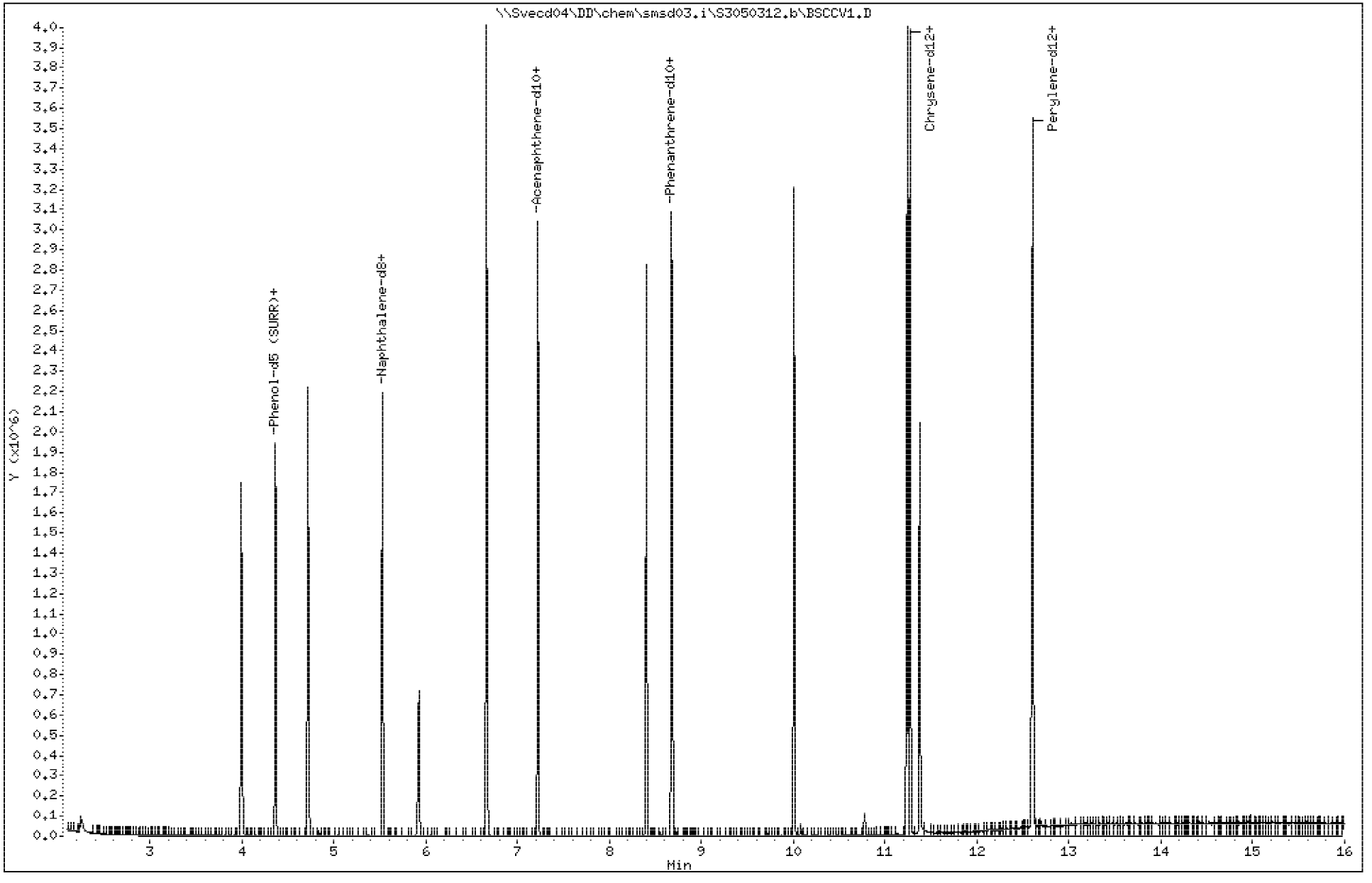

1754

3505892

Data File: \\Svecd04\DD\chem\smsd03.i\S3050312.b\BSCCV1.D

Date : 03-MAY-2012 11:15

Client ID: BSCCV1

Instrument: smsd03.i

Sample Info: 45936

Purge Volume: 1000.0

Operator: PEL

Column phase: HPMS-5

Column diameter: 0.25

9 Benzaldehyde

Concentration: 48.5 ug/l

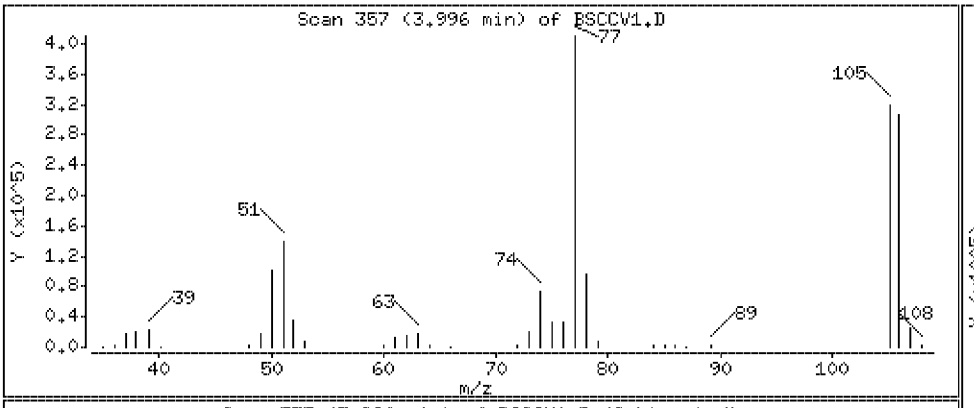

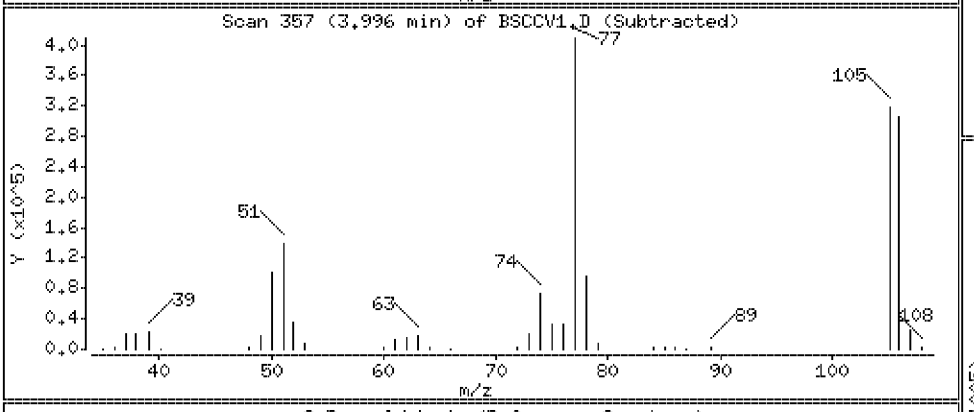

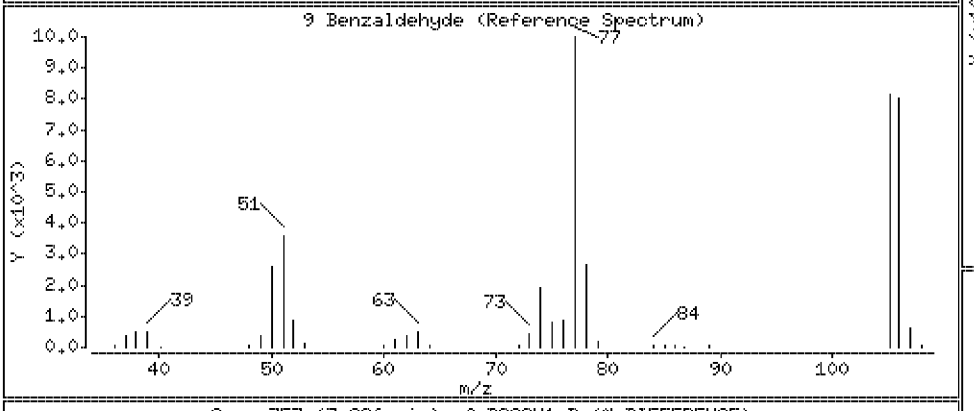

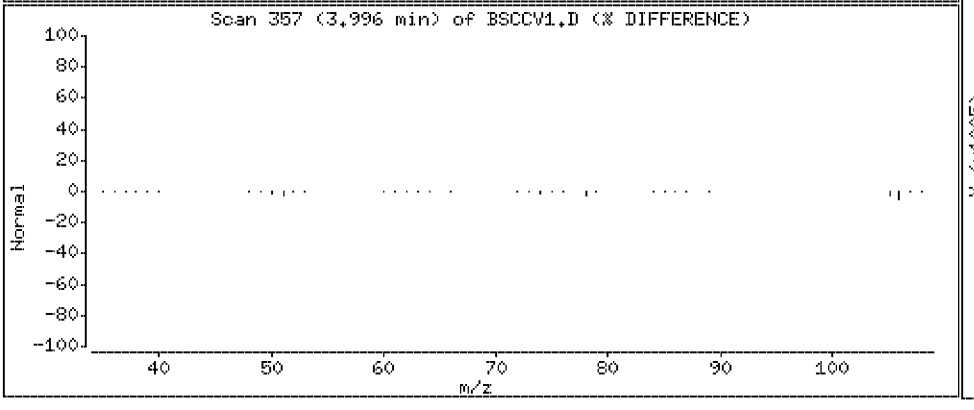

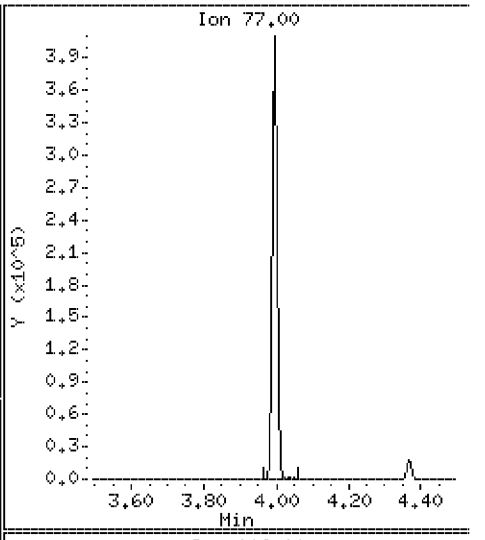

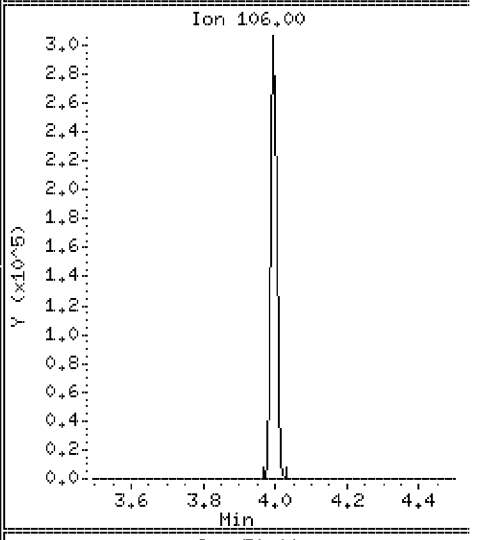

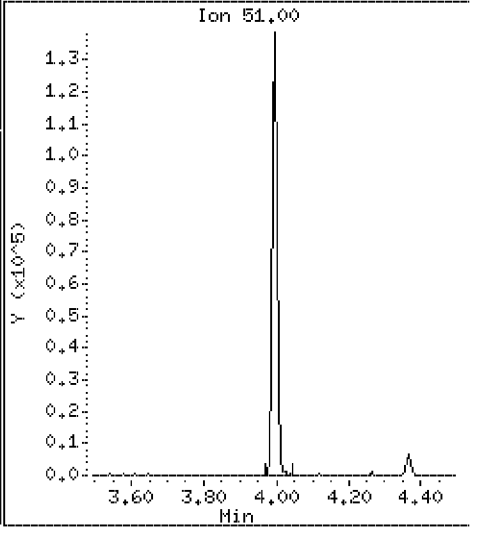

Data File: \\Svecd04\DD\chem\smsd03.i\S3050312.b\BSCCV1.D

Date : 03-MAY-2012 11:15

Client ID: BSCCV1 | Instrument: smsd03.i

Sample Info: 45936

Purge Volume: 1000.0 | Operator: PEL

Column phase: HPMS-5 | Column diameter: 0.25

25 Acetophenone | Concentration: 48.8 ug/l

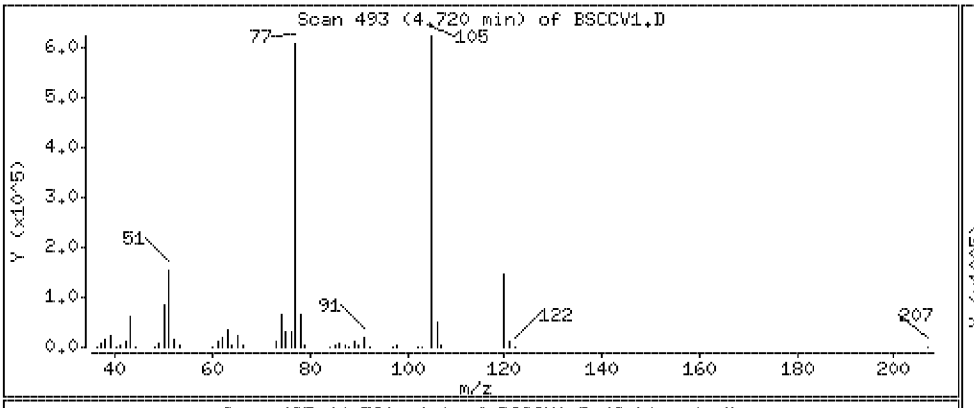

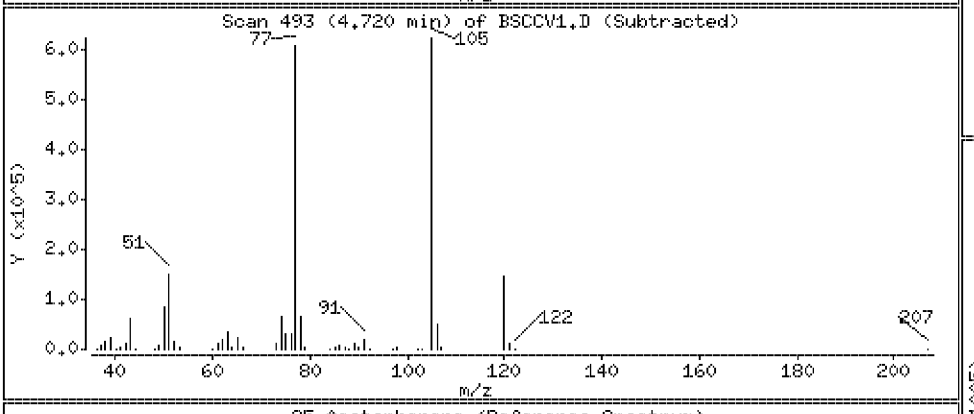

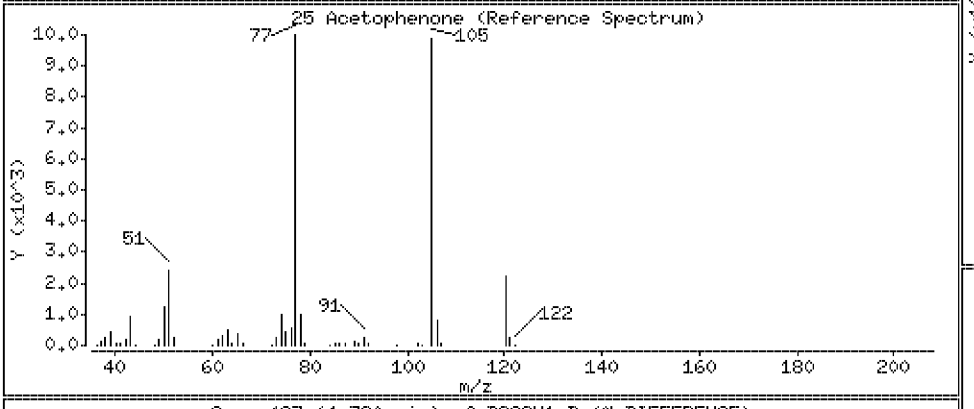

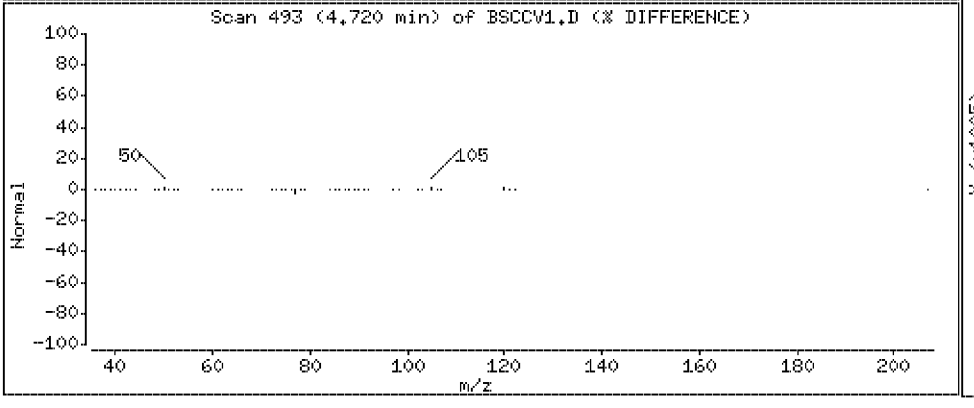

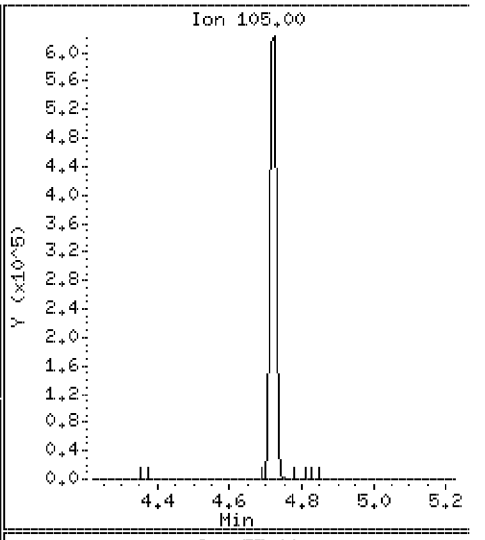

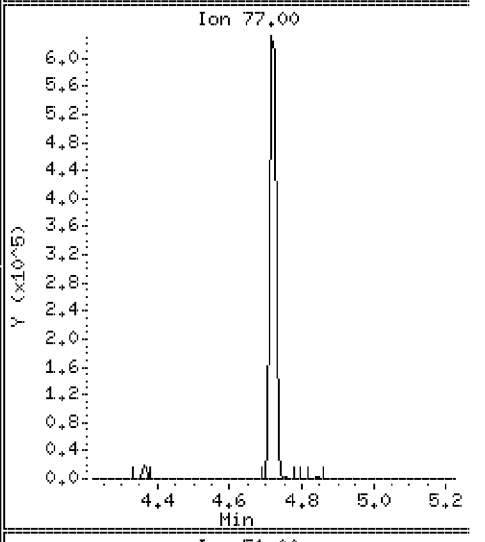

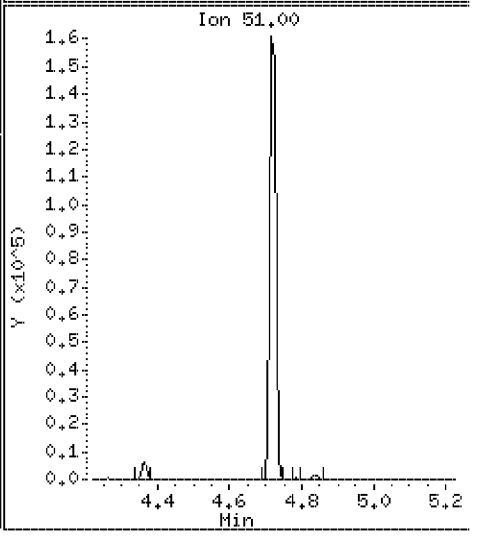

Data File: \\Svecd04\DD\chem\smsd03.i\S3050312.b\BSCCV1.D

Date : 03-MAY-2012 11:15

Client ID: BSCCV1 | Instrument: smsd03.i

Sample Info: 45936

Purge Volume: 1000.0 | Operator: PEL

Column phase: HPMS-5 | Column diameter: 0.25

50 Caprolactam | Concentration: 46.7 ug/l

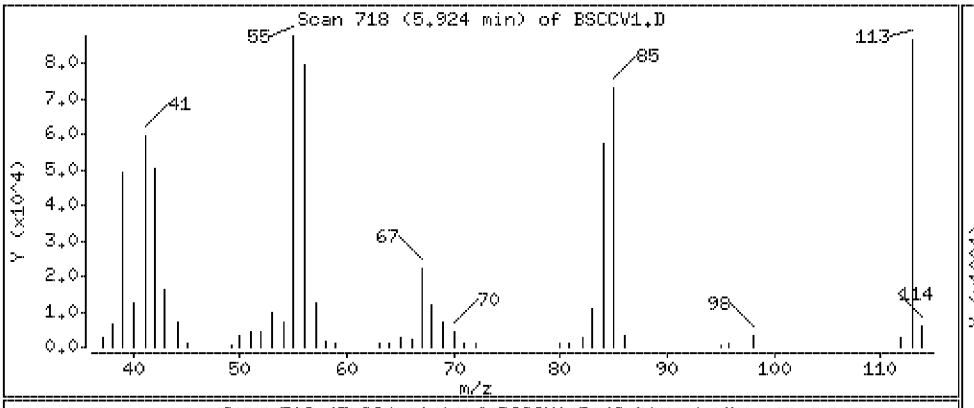

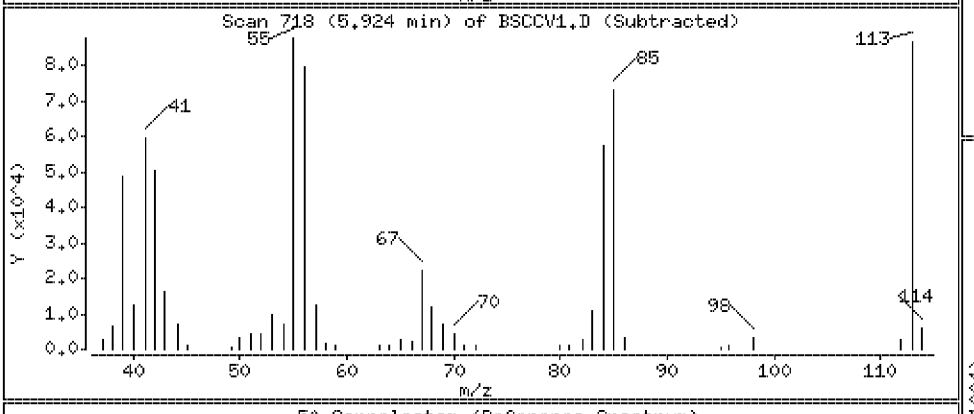

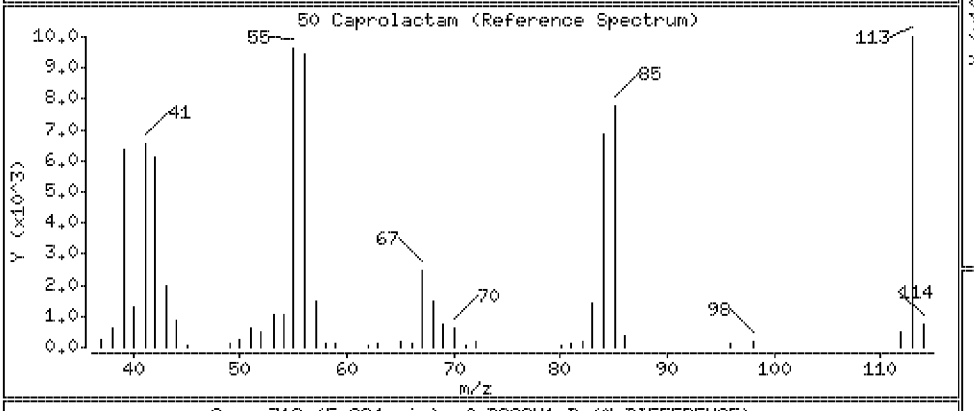

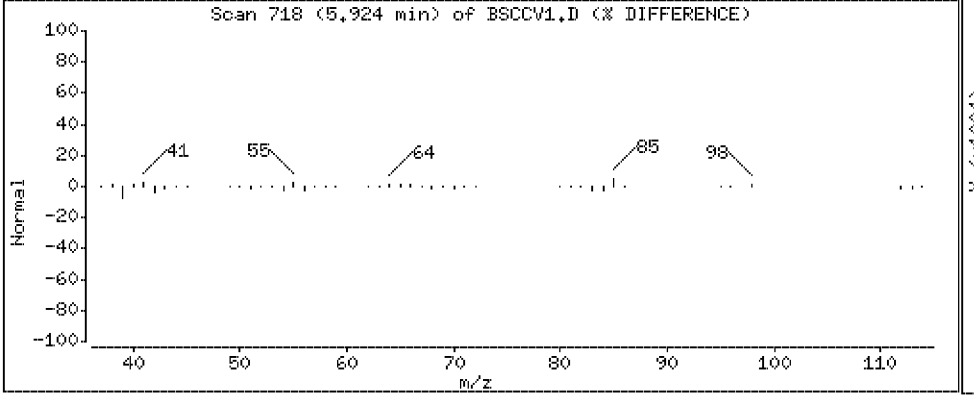

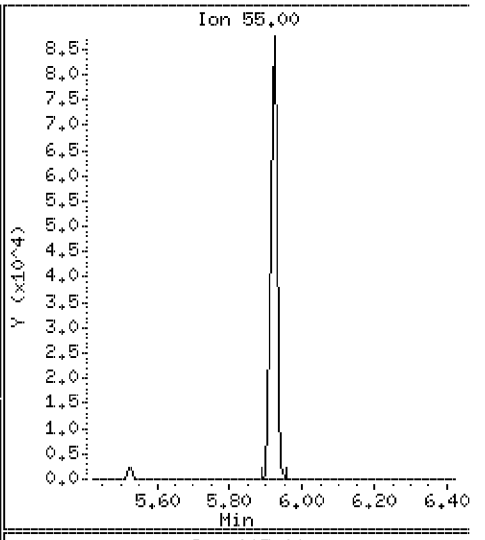

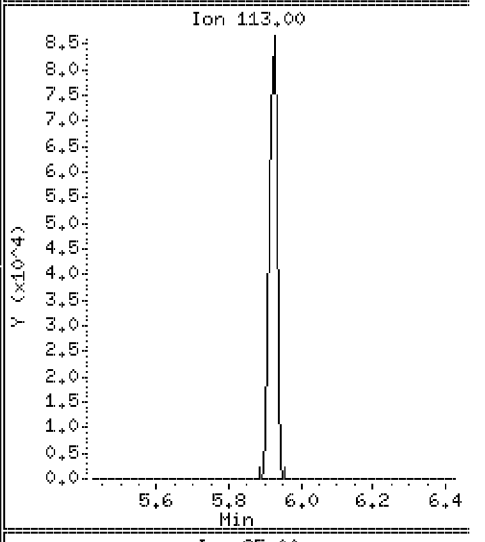

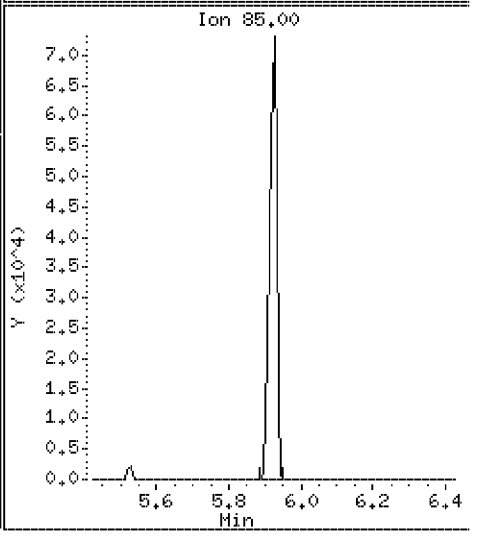

Data File: \\Svecd04\DD\chem\smsd03.i\S3050312.b\BSCCV1.D

Date : 03-MAY-2012 11:15

Client ID: BSCCV1

Instrument: smsd03.i

Sample Info: 45936

Purge Volume: 1000.0

Operator: PEL

Column phase: HPMS-5

Column diameter: 0.25

61 1,1-Biphenyl

Concentration: 46.4 ug/l

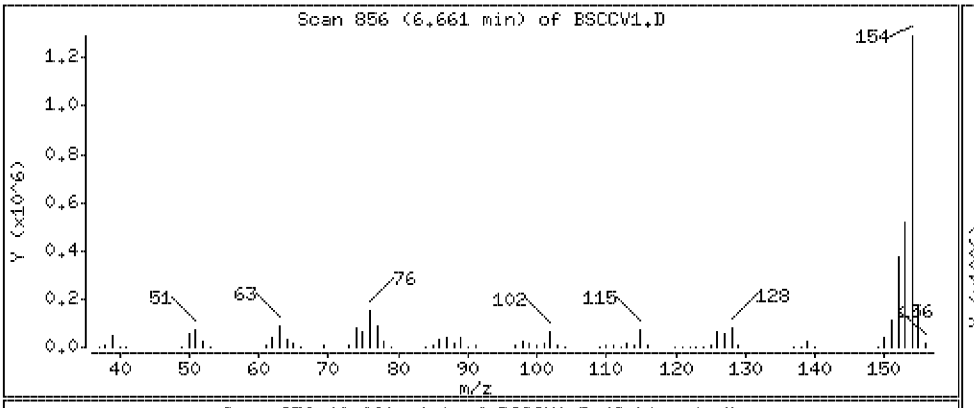

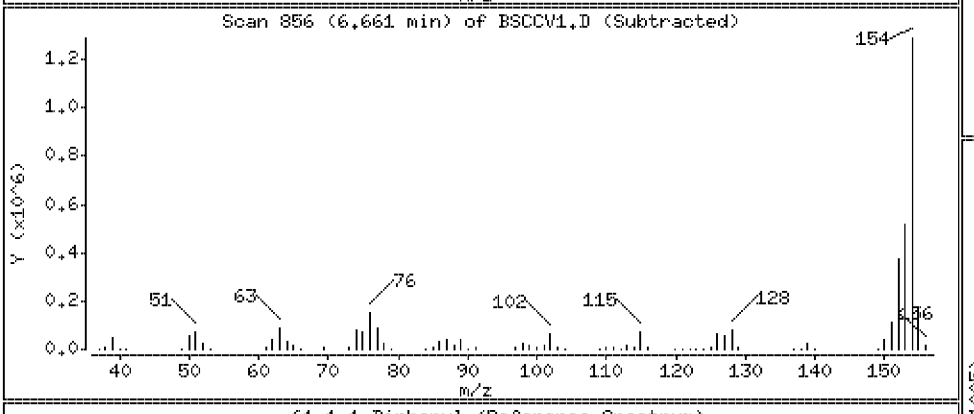

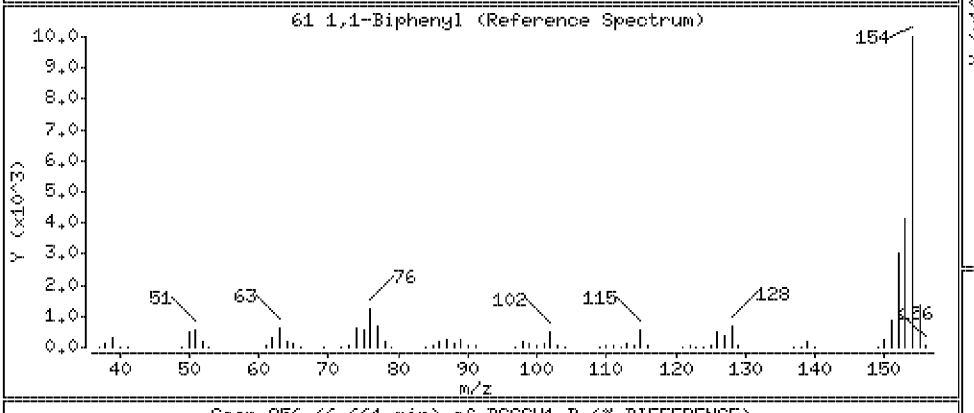

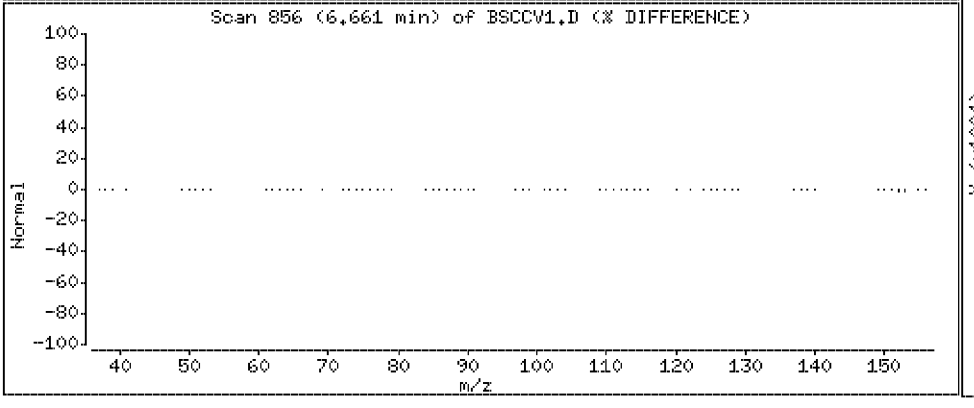

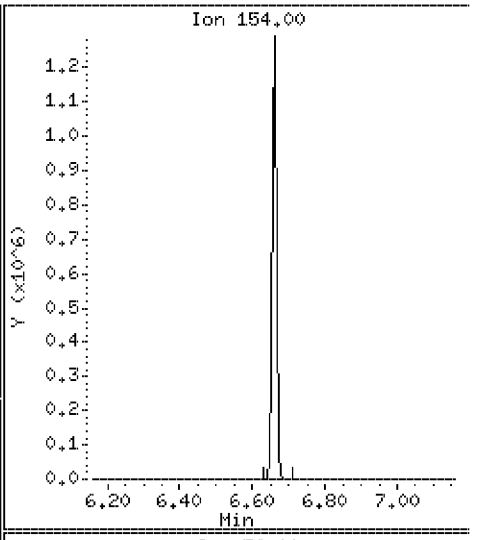

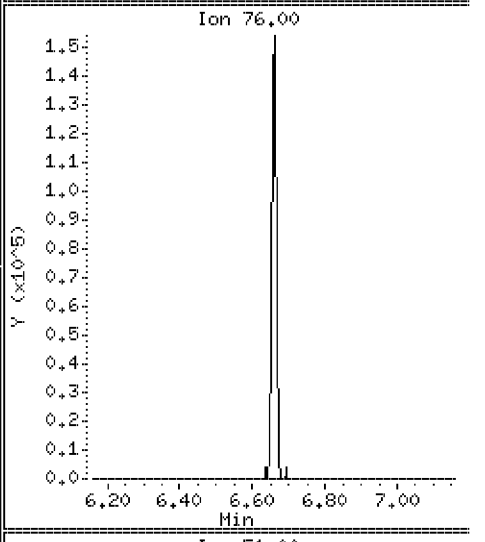

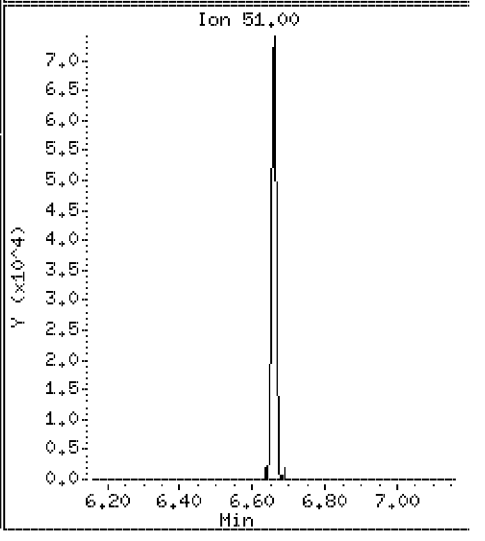

Data File: \\Svecd04\DD\chem\smsd03.i\S3050312.b\BSCCV1.D

Date : 03-MAY-2012 11:15

Client ID: BSCCV1

Instrument: smsd03.i

Sample Info: 45936

Purge Volume: 1000.0

Operator: PEL

Column phase: HPMS-5

Column diameter: 0.25

95 Atrazine

Concentration: 48.9 ug/l

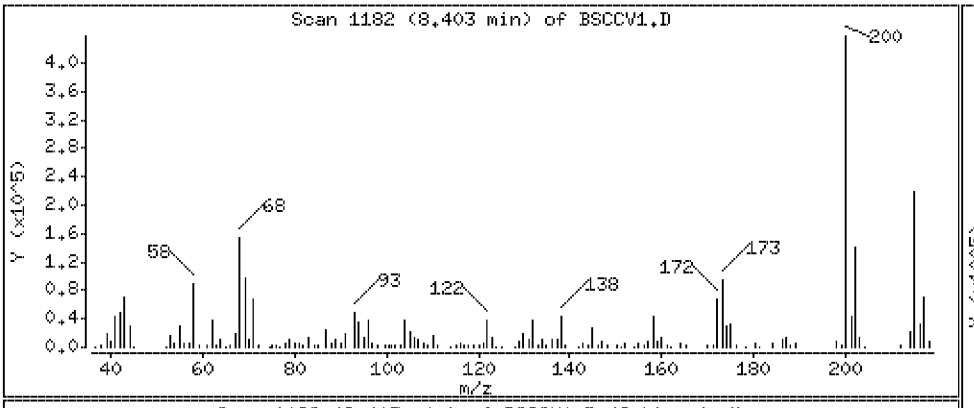

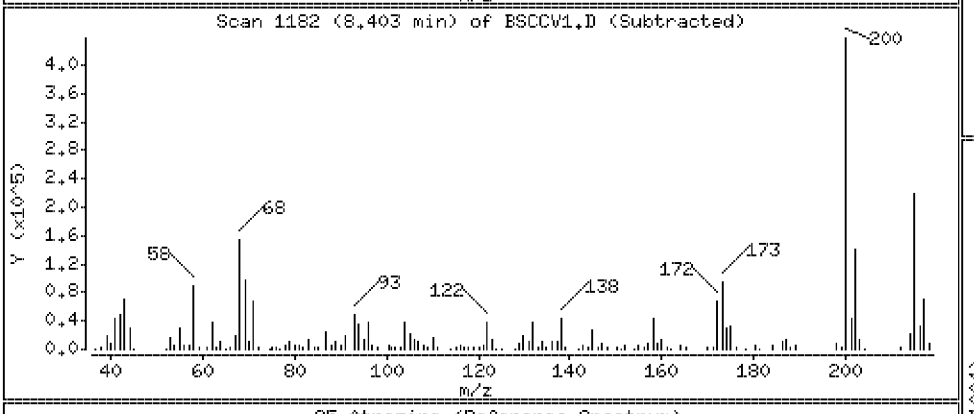

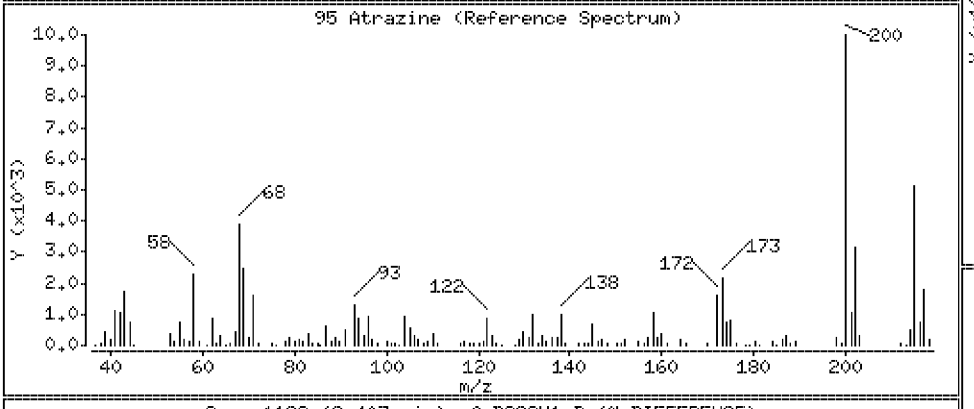

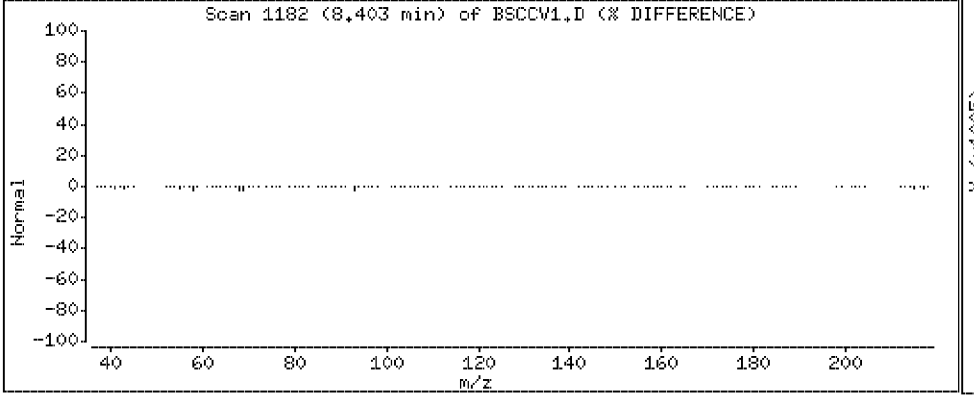

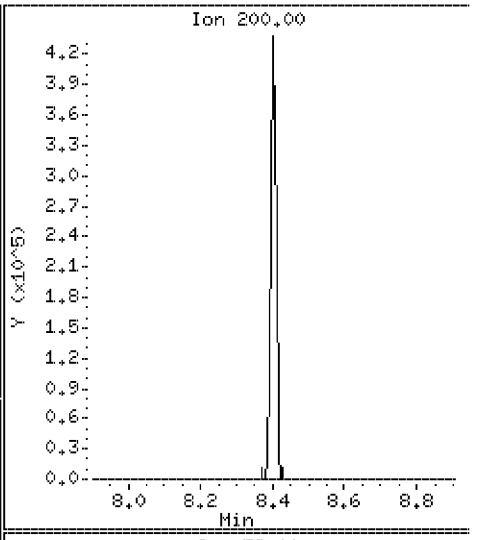

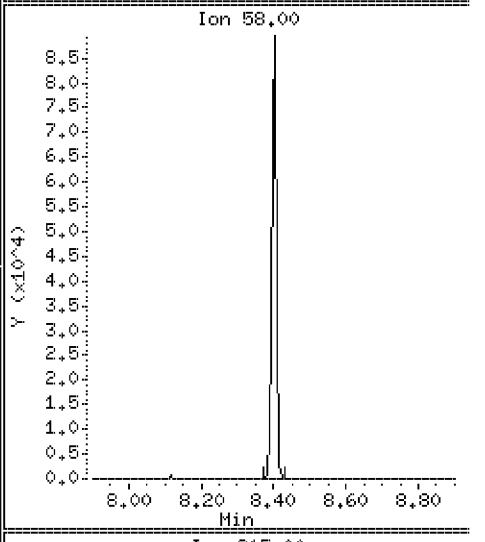

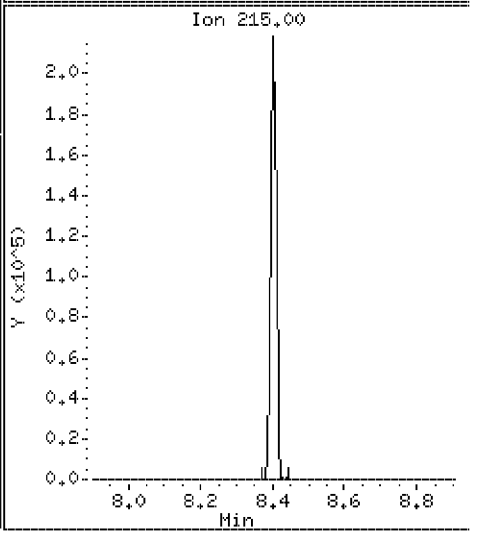

Data File: \\Svecd04\DD\chem\smsd03.i\S3050312.b\BSCCV1.D

Date : 03-MAY-2012 11:15

Client ID: BSCCV1 Instrument: smsd03.i

Sample Info: 45936

Purge Volume: 1000.0 Operator: PEL

Column phase: HPMS-5 Column diameter: 0.25

110 Benzidine Concentration: 48.6 ug/l

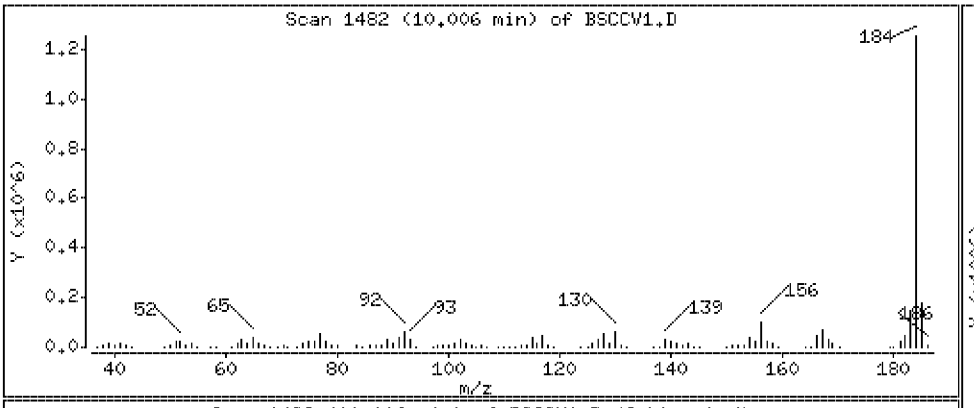

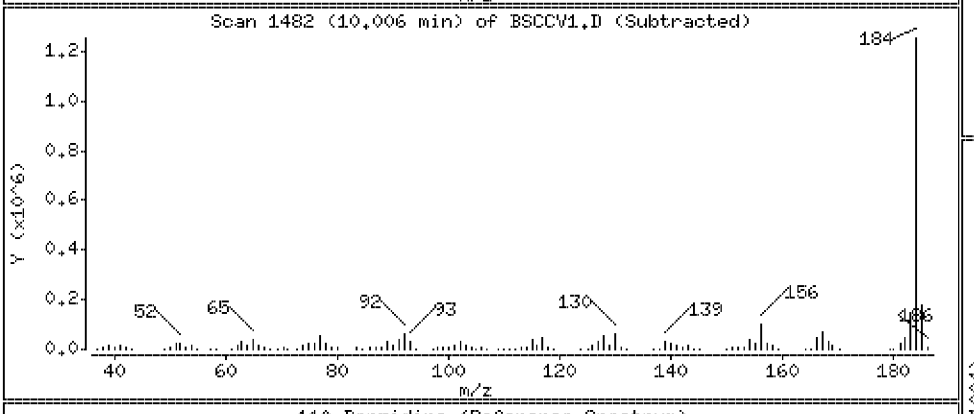

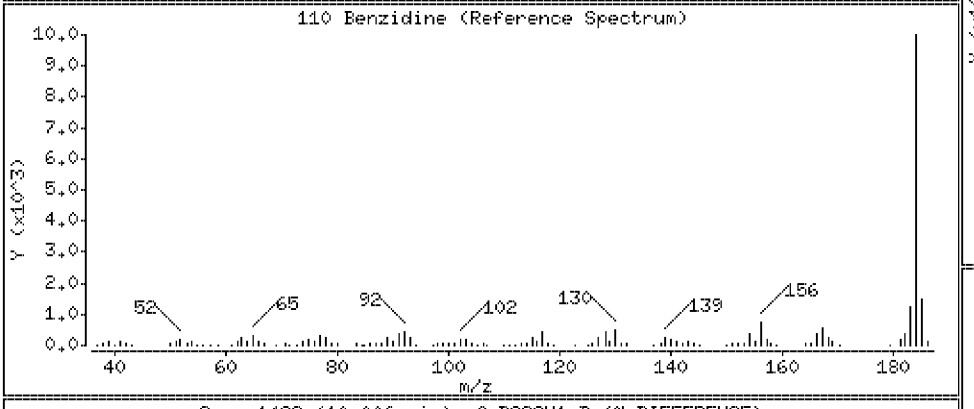

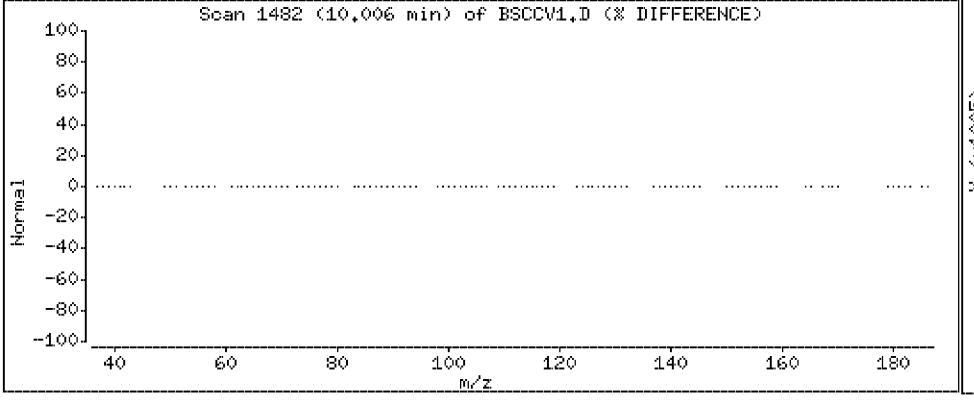

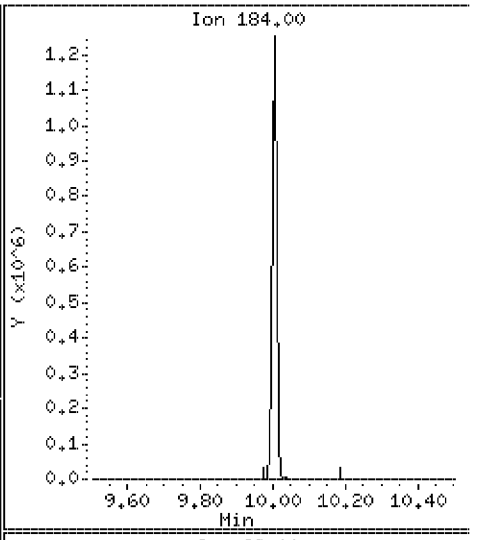

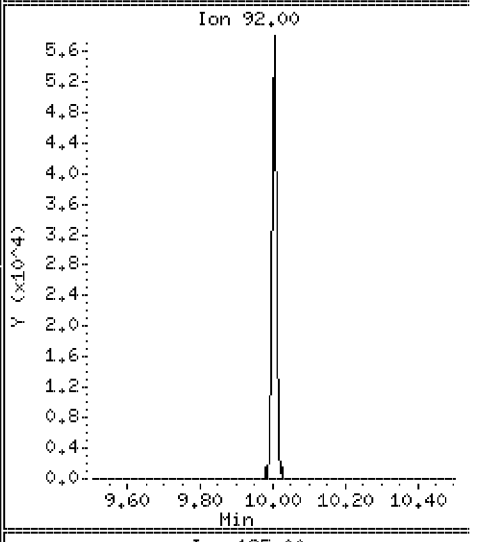

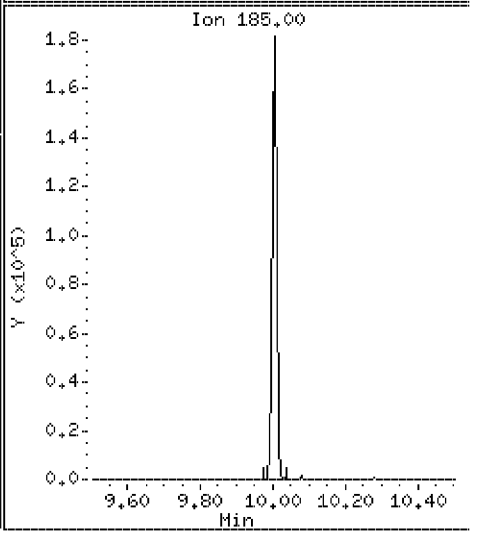

Data File: \\Svecd04\DD\chem\smsd03.i\S3050312.b\BSCCV1.D

Date : 03-MAY-2012 11:15

Client ID: BSCCV1

Instrument: smsd03.i

Sample Info: 45936

Purge Volume: 1000.0

Operator: PEL

Column phase: HPMS-5

Column diameter: 0.25

122 3,3'-Dichlorobenzidine

Concentration: 48.9 ug/l

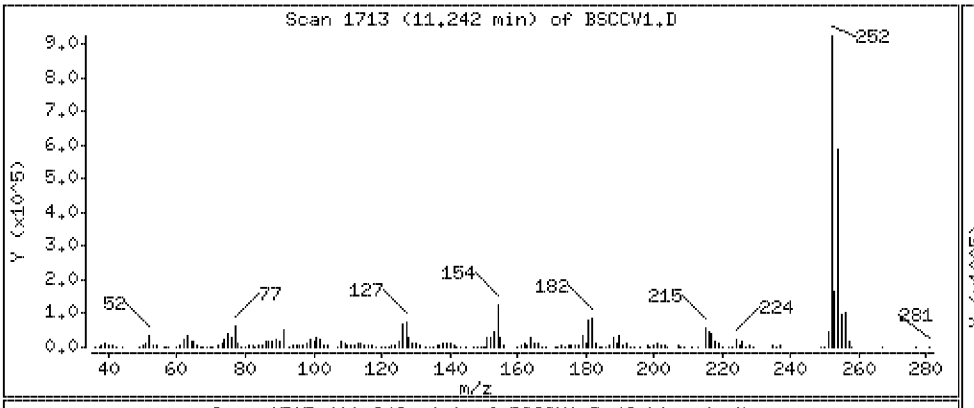

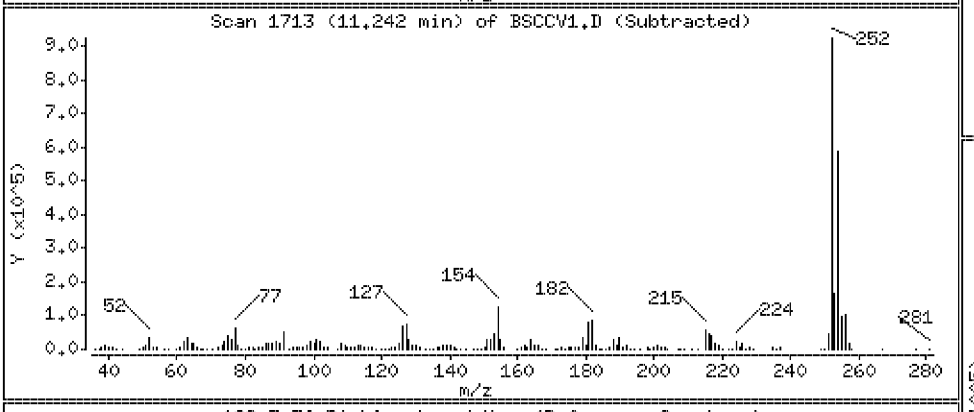

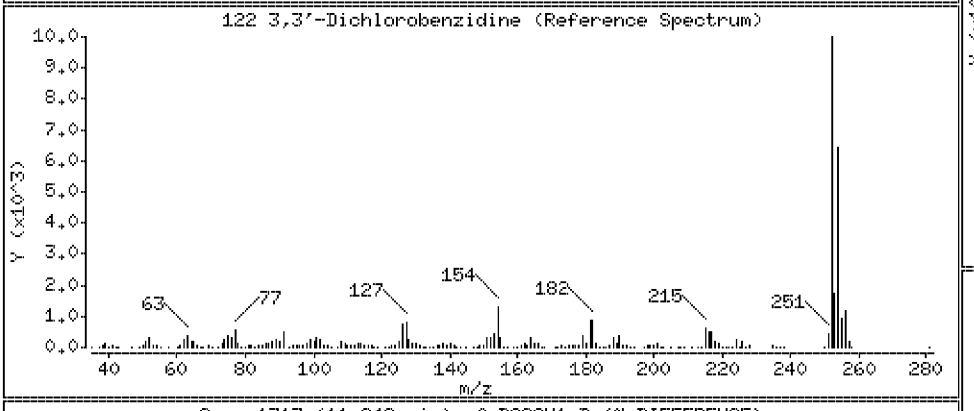

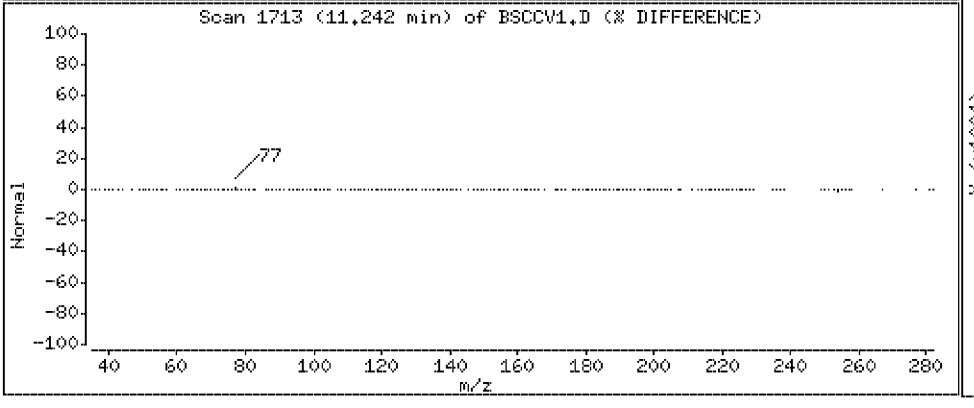

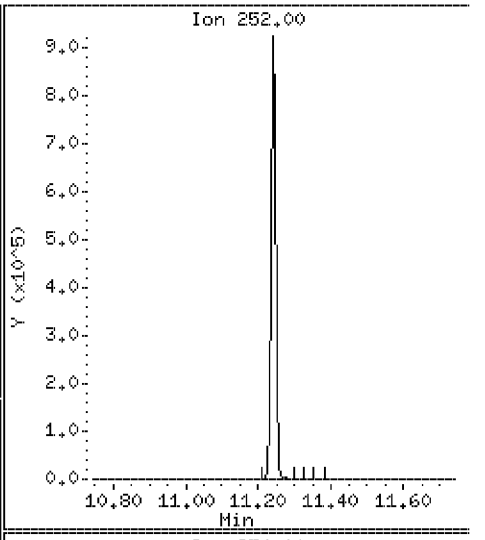

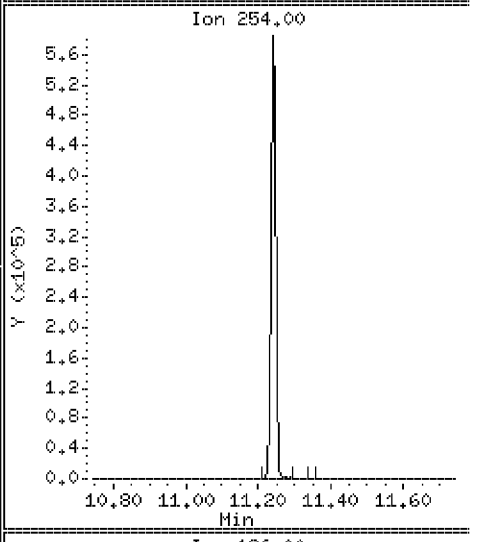

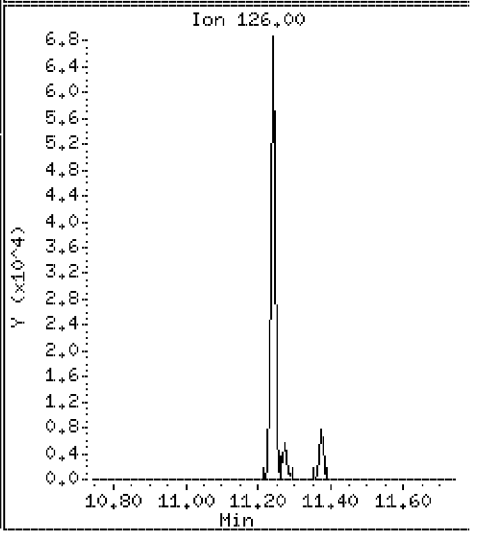

PEL Laboratories, Inc.

Data file : \\Svecd04\DD\chem\smsd03.i\S3050312.b\AP9CCV1.D
Lab Smp Id: 45958 Client Smp ID: AP9CCV1
Inj Date : 03-MAY-2012 11:39 MS Autotune Date: 12-SEP-2011 18:58
Operator : PEL Inst ID: smsd03.i
Smp Info : 45958
Misc Info :
Comment :
Method : \\Svecd04\DD\chem\smsd03.i\S3050312.b\8270bcs.m
Meth Date : 03-May-2012 14:03 smsd03.i Quant Type: ISTD
Cal Date : 23-APR-2012 18:17 Cal File: AP9CAL4.D
Als bottle: 3 Continuing Calibration Sample
Dil Factor: 1.00000
Integrator: HP Genie Compound Sublist: ap9cal.sub
Target Version: 4.14 Sample Matrix: WATER

Concentration Formula: Amt * DF * (1/(Vo/1000))*Vf * CpndVariable

Name	Value	Description
DF	1.000	Dilution Factor
Vo	1000.000	Volume of sample extracted (mL)
Vf	1.000	Final Volume
Cpnd Variable		Local Compound Variable

RT	EXP RT	REL RT	MASS	RESPONSE	AMOUNTS CAL-AMT (ug/ml)	AMOUNTS ON-COL (ug/ml)	TARGET RANGE	RATIO
3 2- Picoline						CAS #: 109-06-8		
2.845	2.845	(0.651)	93	413934	45.0000	46.0	80.00- 120.00	100.00(TQ)
2.845	2.845	(0.651)	66	206573			19.90- 79.90	49.90
2.845	2.845	(0.651)	92	107151			0.00- 55.89	25.89
4 N-Nitrosomethylethylamine						CAS #: 10595-95-6		
2.924	2.924	(0.670)	88	175982	45.0000	45.9	80.00- 120.00	100.00
2.923	2.923	(0.669)	43	82158			16.69- 76.69	46.69
2.925	2.925	(0.670)	42	171913			67.69- 127.69	97.69
5 Methyl Methanesulfonate						CAS #: 66-27-3		
3.159	3.159	(0.723)	80	283712	45.0000	44.8	80.00- 120.00	100.00(Q)
3.159	3.159	(0.723)	79	169293			29.67- 89.67	59.67
3.158	3.158	(0.723)	65	77553			0.00- 57.34	27.34
7 N-Nitrosodiethylamine						CAS #: 55-18-5		
3.472	3.472	(0.795)	102	171794	45.0000	45.2	80.00- 120.00	100.00(Q)
3.471	3.471	(0.795)	42	120774			40.30- 100.30	70.30
3.471	3.471	(0.795)	57	70645			11.12- 71.12	41.12
8 Ethyl Methanesulfonate						CAS #: 62-50-0		
3.711	3.711	(0.850)	79	294598	45.0000	44.8	80.00- 120.00	100.00(TQ)

```
                                          AMOUNTS
                                        CAL-AMT   ON-COL
  RT   EXP RT   REL RT   MASS  RESPONSE (ug/ml)  (ug/ml)   TARGET RANGE    RATIO
 ==== ======== ========  ====  ======== =======  =======   ============    =====

    8 Ethyl Methanesulfonate (continued)
3.711    3.711 ( 0.850)   109    155198                    22.68-  82.68    52.68
3.711    3.711 ( 0.850)    97     54332                     0.00-  48.44    18.44
-------------------------------------------------------------------------------
   12 Pentachloroethane                              CAS #: 76-01-7
4.127    4.127 ( 0.945)   167    175021 45.0000     46.6  80.00- 120.00   100.00
4.126    4.126 ( 0.945)   117    123944                   40.82- 100.82    70.82
4.126    4.126 ( 0.945)   130     75596                   13.19-  73.19    43.19
-------------------------------------------------------------------------------
*  18 1,4-Dichlorobenzene-d4                         CAS #: 3855-82-1
4.367    4.367 ( 1.000)   152    245585 40.0000           80.00- 120.00   100.00
4.366    4.367 ( 1.000)   115    155623                   32.88-  92.88    63.37
4.367    4.367 ( 1.000)   150    375475                  139.40- 199.40   152.89
-------------------------------------------------------------------------------
   24 N-Nitrosopyrrolidine                           CAS #: 930-55-2
4.709    4.709 ( 1.078)   100    181349 45.0000     45.3  80.00- 120.00   100.00(QH)
4.708    4.708 ( 1.078)    41    123705                   38.21-  98.21    68.21
4.709    4.709 ( 1.078)    42    111165                   31.30-  91.30    61.30
-------------------------------------------------------------------------------
   25 Acetophenone                                   CAS #: 98-86-2
4.723    4.723 ( 0.854)   105    540835 45.0000     44.7  80.00- 120.00   100.00
4.723    4.723 ( 0.854)    77    533900                   68.72- 128.72    98.72
4.722    4.722 ( 0.854)    51    137184                    0.00-  55.37    25.37
-------------------------------------------------------------------------------
   27 N-Nitrosomorpholine                            CAS #: 59-89-2
4.739    4.739 ( 1.085)    56    185227 45.0000     45.2  80.00- 120.00   100.00(TQ)
4.740    4.740 ( 1.085)   116     67340                    6.36-  66.36    36.36
4.740    4.740 ( 1.085)    86    131204                   40.83- 100.83    70.83
-------------------------------------------------------------------------------
   29 o-Toluidine                                    CAS #: 95-53-4
4.757    4.757 ( 1.089)   106    570989 45.0000     43.7  80.00- 120.00   100.00(Q)
4.757    4.757 ( 1.089)    77    145553                    0.00-  55.49    25.49
4.757    4.757 ( 1.089)   107    435571                   46.28- 106.28    76.28
-------------------------------------------------------------------------------
   33 N-Nitrosopiperidine                            CAS #: 100-75-4
5.017    5.017 ( 0.907)   114    163194 45.0000     46.7  80.00- 120.00   100.00(Q)
5.016    5.016 ( 0.907)    42    188511                   85.51- 145.51   115.51
5.016    5.016 ( 0.907)    55     95077                   28.26-  88.26    58.26
-------------------------------------------------------------------------------
   37 o,o,o-Triethylphosphorothioate                 CAS #: 126-68-1
5.261    5.261 ( 1.205)   198    278765 45.0000     47.2  80.00- 120.00   100.00
5.260    5.260 ( 1.204)    97    178296                   33.96-  93.96    63.96
5.260    5.260 ( 1.204)    65    146184                   22.44-  82.44    52.44
-------------------------------------------------------------------------------
   39 a,a-Dimethylphenethylamine                     CAS #: 122-09-8
5.364    5.364 ( 0.970)    58    560029 45.0000     45.7  80.00- 120.00   100.00(Q)
5.365    5.365 ( 0.970)    91    193755                    4.60-  64.60    34.60
5.364    5.364 ( 0.970)    65    107891                    0.00-  49.27    19.27
-------------------------------------------------------------------------------
*  43 Naphthalene-d8                                 CAS #: 1146-65-2
5.528    5.530 ( 1.000)   136    803759 40.0000           80.00- 120.00   100.00
5.528    5.529 ( 1.000)    68     41681                    0.00-  35.11     5.19
-------------------------------------------------------------------------------
```

```
                                          AMOUNTS
                                        CAL-AMT   ON-COL
  RT   EXP RT   REL RT   MASS  RESPONSE (ug/ml)  (ug/ml)   TARGET RANGE    RATIO
 ==== ======== ========  ====  ======== =======  =======   ============    =====

   46 2,6-Dichlorophenol                            CAS #: 87-65-0
5.612    5.612 ( 1.015)   162    314169 45.0000     46.7  80.00- 120.00   100.00(Q)
5.611    5.611 ( 1.015)    63    248909                   49.23- 109.23    79.23
5.612    5.612 ( 1.015)    98     84577                    0.00-  56.92    26.92
--------------------------------------------------------------------------------
   47 Hexachloropropene                             CAS #: 1888-71-7
5.633    5.633 ( 1.019)   213    424374 45.0000     47.4  80.00- 120.00   100.00
5.633    5.633 ( 1.019)   215    272817                   34.29-  94.29    64.29
5.632    5.632 ( 1.019)   117     83647                    0.00-  49.71    19.71
--------------------------------------------------------------------------------
   49 N-Nitrosodi-n-butylamine                      CAS #: 924-16-3
5.916    5.916 ( 1.070)    84    304310 45.0000     47.0  80.00- 120.00   100.00(TQ)
5.916    5.916 ( 1.070)    57    178538                   28.67-  88.67    58.67
5.916    5.916 ( 1.070)    41    154080                   20.63-  80.63    50.63
--------------------------------------------------------------------------------
   52 Isosafrole                                    CAS #: 120-58-1
6.123    6.123 ( 1.108)   162    300513 45.0000     46.1  80.00- 120.00   100.00(TQ)
6.122    6.122 ( 1.107)   104    224945                   44.85- 104.85    74.85
6.123    6.123 ( 1.107)   131    144695                   18.15-  78.15    48.15
--------------------------------------------------------------------------------
   56 1,2,4,5-Tetrachlorobenzene                    CAS #: 95-94-3
6.373    6.373 ( 0.882)   216    489951 45.0000     46.6  80.00- 120.00   100.00
6.373    6.373 ( 0.882)   214    382269                   48.02- 108.02    78.02
6.372    6.372 ( 0.882)   108     90410                    0.00-  48.45    18.45
--------------------------------------------------------------------------------
   60 Safrole                                       CAS #: 94-59-7
6.625    6.625 ( 1.198)   162    288781 45.0000     47.2  80.00- 120.00   100.00(Q)
6.625    6.625 ( 1.198)   104    181944                   33.00-  93.00    63.00
6.625    6.625 ( 1.198)    77    118687                   11.10-  71.10    41.10
--------------------------------------------------------------------------------
   64 1,4-Naphthoquinone                            CAS #: 130-15-4
6.854    6.854 ( 0.949)   158    289547 45.0000     48.7  80.00- 120.00   100.00(Q)
6.854    6.854 ( 0.949)   102    258197                   59.17- 119.17    89.17
6.854    6.854 ( 0.949)   130    131969                   15.58-  75.58    45.58
--------------------------------------------------------------------------------
   66 1,3-Dinitrobenzene                            CAS #: 99-65-0
6.993    6.993 ( 0.968)   168    135489 45.0000     48.2  80.00- 120.00   100.00(Q)
6.992    6.992 ( 0.968)    75    173153                   97.80- 157.80   127.80
6.992    6.992 ( 0.968)    50     98787                   42.91- 102.91    72.91
--------------------------------------------------------------------------------
*  70 Acenaphthene-d10                             CAS #: 15067-26-2
7.224    7.225 ( 1.000)   164    555380 40.0000          80.00- 120.00   100.00
7.224    7.225 ( 1.000)   162    535645                   65.82- 125.82    96.45
7.224    7.225 ( 1.000)   160    241796                   14.18-  74.18    43.54
--------------------------------------------------------------------------------
   73 Pentachlorobenzene                            CAS #: 608-93-5
7.388    7.388 ( 1.023)   250    480482 45.0000     46.8  80.00- 120.00   100.00
7.388    7.388 ( 1.023)   252    312688                   35.08-  95.08    65.08
7.387    7.387 ( 1.023)   108    128048                    0.00-  56.65    26.65
--------------------------------------------------------------------------------
   77 1-Naphthylamine                               CAS #: 134-32-7
7.502    7.502 ( 1.038)   143    444192 45.0000     45.7  80.00- 120.00   100.00(Q)
7.501    7.501 ( 1.038)   115    251133                   26.54-  86.54    56.54
```

RT	EXP RT	REL RT	MASS	RESPONSE	AMOUNTS CAL-AMT (ug/ml)	AMOUNTS ON-COL (ug/ml)	TARGET RANGE	RATIO
77 1-Naphthylamine (continued)								
7.501	7.501	(1.038)	89	54069			0.00- 42.17	12.17
78 2,3,4,6-Tetrachlorophenol						CAS #: 58-90-2		
7.554	7.554	(1.046)	232	274405	45.0000	48.7	80.00- 120.00	100.00(Q)
7.553	7.553	(1.046)	168	71092			0.00- 55.91	25.91
7.553	7.553	(1.046)	131	113682			11.43- 71.43	41.43
79 2-Naphthylamine						CAS #: 91-59-8		
7.581	7.581	(1.049)	143	576937	45.0000	45.3	80.00- 120.00	100.00(Q)
7.581	7.581	(1.049)	115	346485			30.06- 90.06	60.06
7.581	7.581	(1.049)	116	129186			0.00- 52.39	22.39
83 5-Nitro-ortho-toluidine						CAS #: 99-55-8		
7.779	7.779	(1.077)	152	233337	45.0000	47.2	80.00- 120.00	100.00(Q)
7.778	7.778	(1.077)	106	168990			42.42- 102.42	72.42
7.778	7.778	(1.077)	77	302692			99.72- 159.72	129.72
90 1,3,5-Trinitrobenzene						CAS #: 99-35-4		
8.145	8.145	(1.128)	75	647295	45.0000	47.8	80.00- 120.00	100.00(QH)
8.145	8.145	(1.128)	74	407613			32.97- 92.97	62.97
8.147	8.147	(1.128)	213	238361			6.82- 66.82	36.82
89 Diallate						CAS #: 2303-16-4		
8.152	8.152	(1.128)	86	323542	45.0000	46.9	80.00- 120.00	100.00(QM)
8.152	8.152	(1.128)	43	318007			68.29- 128.29	98.29
8.157	8.157	(1.129)	234	226316			39.95- 99.95	69.95
92 Phenacetin						CAS #: 62-44-2		
8.189	8.189	(0.943)	109	368459	45.0000	45.2	80.00- 120.00	100.00(Q)
8.189	8.189	(0.943)	108	422343			84.62- 144.62	114.62
8.190	8.190	(0.943)	179	254423			39.05- 99.05	69.05
91 p-Phenylenediamine						CAS #: 106-50-3		
8.189	8.189	(0.943)	108	422343	45.0000	47.3	80.00- 120.00	100.00(QH)
8.188	8.188	(0.943)	80	119128			0.00- 58.21	28.21
8.189	8.189	(0.943)	53	56317			0.00- 43.33	13.33
97 Pentachloronitrobenzene						CAS #: 82-68-8		
8.511	8.511	(0.980)	237	193182	45.0000	46.0	80.00- 120.00	100.00
8.511	8.511	(0.980)	295	75377			9.02- 69.02	39.02
8.510	8.510	(0.980)	142	135502			40.14- 100.14	70.14
98 4-Aminobiphenyl						CAS #: 92-67-1		
8.498	8.498	(0.979)	169	910189	45.0000	45.0	80.00- 120.00	100.00
8.498	8.498	(0.979)	168	201315			0.00- 52.12	22.12
8.498	8.498	(0.979)	115	106799			0.00- 41.73	11.73
99 Pronamide						CAS #: 23950-58-5		
8.556	8.556	(0.986)	173	468542	45.0000	46.6	80.00- 120.00	100.00(Q)
8.556	8.556	(0.986)	175	299673			33.96- 93.96	63.96
8.556	8.556	(0.986)	145	183550			9.17- 69.17	39.17

```
                                          AMOUNTS
                                        CAL-AMT   ON-COL
  RT   EXP RT   REL RT   MASS  RESPONSE (ug/ml)  (ug/ml)   TARGET RANGE    RATIO
 ==== ======== ========  ====  ======== =======  =======   ============    =====

* 100 Phenanthrene-d10                                   CAS #: 1517-22-2
8.681    8.679 ( 1.000)   188   1170116 40.0000           80.00- 120.00   100.00
8.679    8.678 ( 1.000)    94     70055                     0.00-  35.53     5.99
8.679    8.678 ( 1.000)    80     92647                     0.00-  37.34     7.92
-------------------------------------------------------------------------------
  102 Dinoseb                                            CAS #: 88-85-7
8.677    8.677 ( 1.000)   211    266956 45.0000     40.4  80.00- 120.00   100.00
8.676    8.676 ( 0.999)   163     99003                     7.09-  67.09    37.09
8.676    8.676 ( 0.999)   117     57712                     0.00-  51.62    21.62
-------------------------------------------------------------------------------
  106 4-Nitroquinoline-1-oxide                           CAS #: 56-57-5
9.465    9.465 ( 1.090)   174     11327 45.0000     38.8  80.00- 120.00   100.00(Q)
9.466    9.466 ( 1.090)   128     26655                   205.32- 265.32   235.32
9.464    9.464 ( 1.090)   101     40949                   331.52- 391.52   361.52
-------------------------------------------------------------------------------
  107 Methapyrilene                                      CAS #: 91-80-5
9.533    9.533 ( 1.098)    97     20951 45.0000     53.5  80.00- 120.00   100.00(TQ)
9.533    9.533 ( 1.098)    58     19213                    61.70- 121.70    91.70
9.533    9.533 ( 1.098)   191      2466                     0.00-  41.77    11.77
-------------------------------------------------------------------------------
  108 Isodrin                                            CAS #: 465-73-6
9.720    9.720 ( 1.120)   193    163219 45.0000     45.8  80.00- 120.00   100.00(TQ)
9.719    9.719 ( 1.120)    66    146653                    59.85- 119.85    89.85
9.721    9.721 ( 1.120)   195    139378                    55.39- 115.39    85.39
-------------------------------------------------------------------------------
  113 Aramite                                            CAS #: 140-57-8
10.294  10.294 ( 0.913)   185    158222 45.0000     45.8  80.00- 120.00   100.00(M)
10.294  10.294 ( 0.913)   191     79150                    20.02-  80.02    50.02
10.295  10.295 ( 0.913)   319     23626                     0.00-  44.93    14.93
-------------------------------------------------------------------------------
  114 p-Dimethylamino azobenzene                         CAS #: 60-11-7
10.384  10.384 ( 0.921)   225    392526 45.0000     46.0  80.00- 120.00   100.00(QH)
10.383  10.383 ( 0.921)   120    357959                    61.19- 121.19    91.19
10.382  10.382 ( 0.921)    77    403002                    72.67- 132.67   102.67
-------------------------------------------------------------------------------
  115 Chlorobenzilate                                    CAS #: 510-15-6
10.426  10.426 ( 0.925)   251    610989 45.0000     46.4  80.00- 120.00   100.00
10.426  10.426 ( 0.925)   253    389158                    33.69-  93.69    63.69
10.425  10.425 ( 0.925)   139    542039                    58.72- 118.72    88.72
-------------------------------------------------------------------------------
  116 Kepone                                             CAS #: 143-50-0
10.759  10.759 ( 0.954)   272     52282 45.0000     23.2  80.00- 120.00   100.00(M)
10.762  10.762 ( 0.955)   274     39798                    46.12- 106.12    76.12
10.761  10.761 ( 0.954)   237     30675                    28.67-  88.67    58.67
-------------------------------------------------------------------------------
  117 3,3-Dimethylbenzidine                              CAS #: 119-93-7
10.715  10.715 ( 0.950)   212   1201457 45.0000     46.4  80.00- 120.00   100.00(QH)
10.714  10.714 ( 0.950)   106     76874                     0.00-  36.40     6.40
10.715  10.715 ( 0.950)   180     89049                     0.00-  37.41     7.41
-------------------------------------------------------------------------------
  119 2-Acetylaminofluorene                              CAS #: 53-96-3
10.964  10.964 ( 0.972)   181    722306 45.0000     48.4  80.00- 120.00   100.00(Q)
10.964  10.964 ( 0.972)   223    474551                    35.70-  95.70    65.70
```

RT	EXP RT	REL RT	MASS	RESPONSE	AMOUNTS CAL-AMT (ug/ml)	AMOUNTS ON-COL (ug/ml)	TARGET RANGE	RATIO
119 2-Acetylaminofluorene (continued)								
10.964	10.964	(0.972)	180	626698			56.76- 116.76	86.76
* 121 Chrysene-d12						CAS #: 1719-03-5		
11.275	11.278	(1.000)	240	1448623	40.0000		80.00- 120.00	100.00
11.273	11.276	(1.000)	120	72877			0.00- 35.66	5.03
11.274	11.278	(1.000)	236	374150			0.00- 56.55	25.83
126 7,12-Dimethylbenz(a)anthracen						CAS #: 57-97-6		
12.251	12.251	(0.972)	256	979243	45.0000	45.9	80.00- 120.00	100.00(Q)
12.250	12.250	(0.972)	241	530905			24.22- 84.22	54.22
12.251	12.251	(0.972)	239	443386			15.28- 75.28	45.28
* 130 Perylene-d12						CAS #: 1520-96-3		
12.603	12.603	(1.000)	264	1498379	40.0000		80.00- 120.00	100.00
12.603	12.603	(1.000)	260	363997			0.00- 54.38	24.29
12.602	12.603	(1.000)	265	331620			0.00- 52.89	22.13
131 3-Methylcholanthrene						CAS #: 56-49-5		
12.865	12.865	(1.021)	268	1077183	45.0000	44.8	80.00- 120.00	100.00
12.865	12.865	(1.021)	252	458061			12.52- 72.52	42.52
12.865	12.865	(1.021)	253	403702			7.48- 67.48	37.48
132 Dibenz(a,j)acridine						CAS #: 224-42-0		
13.444	13.444	(1.067)	279	1621692	45.0000	46.9	80.00- 120.00	100.00(Q)
13.444	13.444	(1.067)	280	378259			0.00- 53.32	23.32
13.444	13.444	(1.067)	277	254033			0.00- 45.66	15.66

QC Flag Legend

T - Target compound detected outside RT window.
Q - Qualifier signal failed the ratio test.
M - Compound response manually integrated.
H - Operator selected an alternate compound hit.

Data File: \\Svecd04\DD\chem\smsd03.i\S3050312.b\AP9CCV1.D
Date : 03-MAY-2012 11:39
Client ID: AP9CCV1
Sample Info: 45958
Purge Volume: 1000.0
Column phase: HPMS-5

Instrument: smsd03.i
Operator: PEL
Column diameter: 0.25

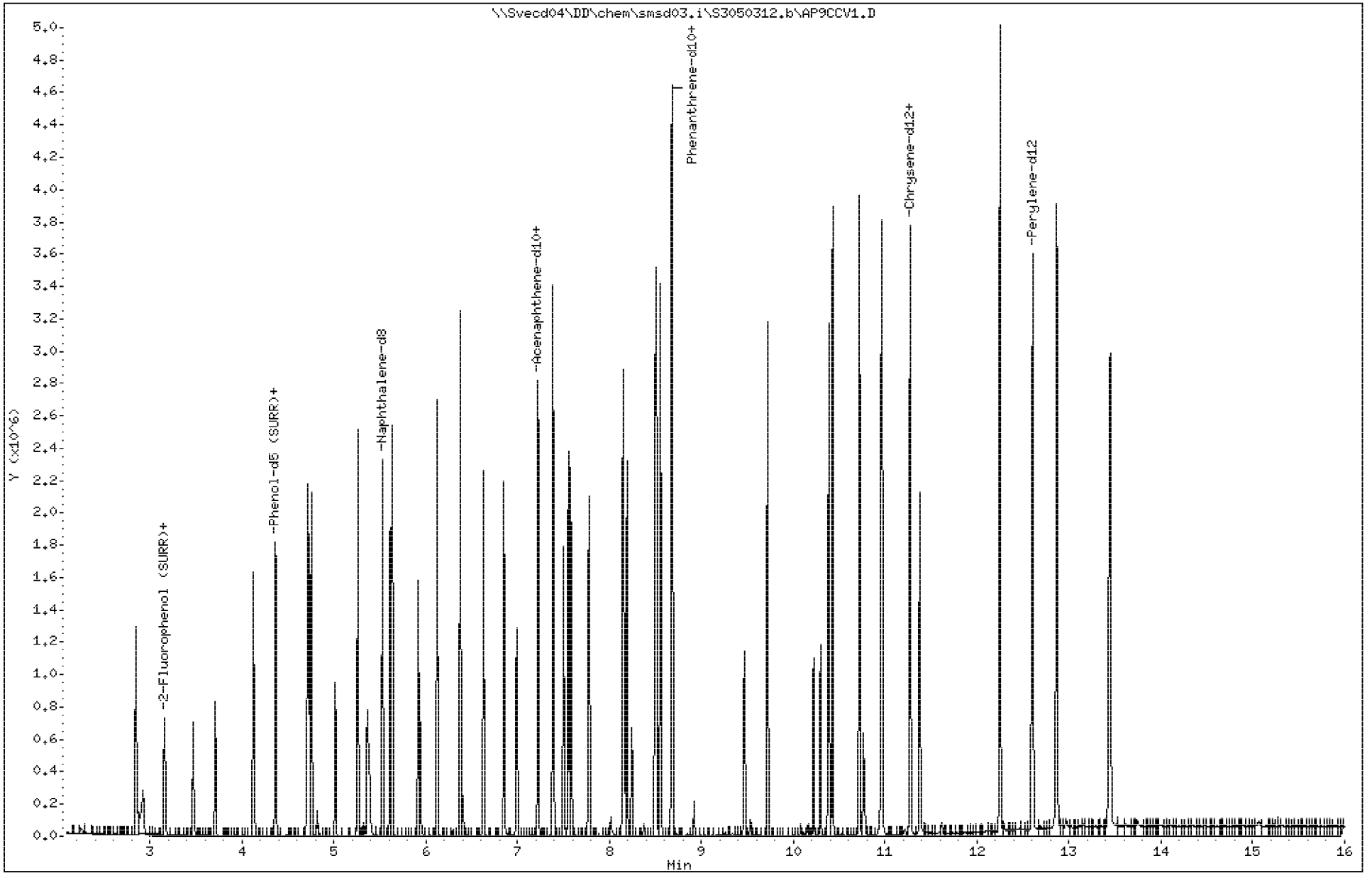

1768

3505892

Data File: \\Svecd04\DD\chem\smsd03.i\S3050312.b\AP9CCV1.D

Date : 03-MAY-2012 11:39

Client ID: AP9CCV1

Instrument: smsd03.i

Sample Info: 45958

Purge Volume: 1000.0

Operator: PEL

Column phase: HPMS-5

Column diameter: 0.25

3 2- Picoline

Concentration: 46.0 ug/l

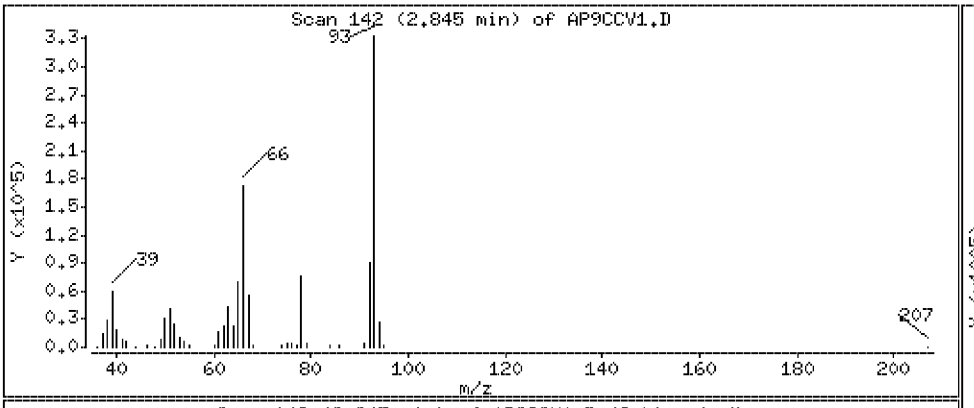

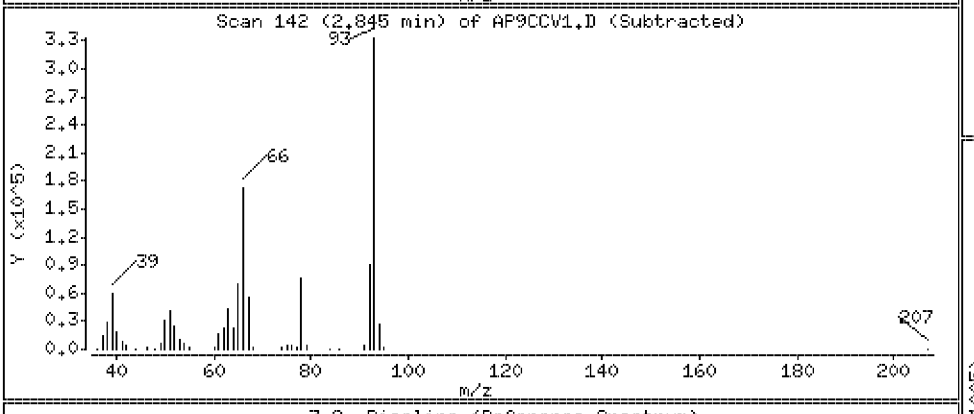

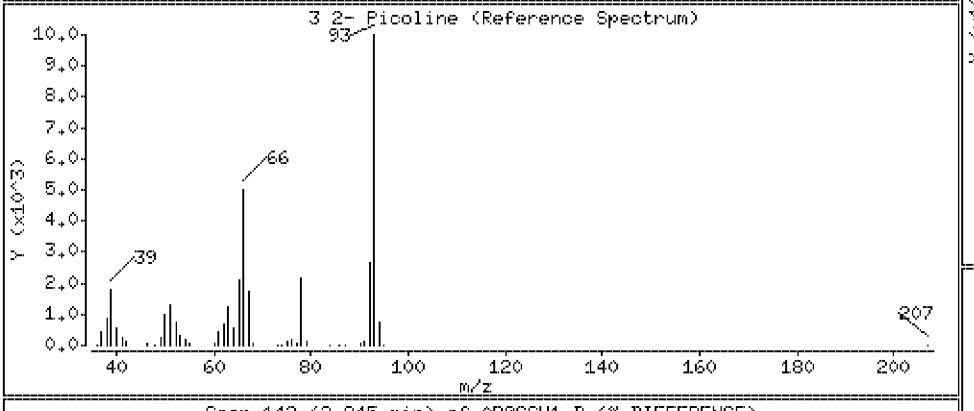

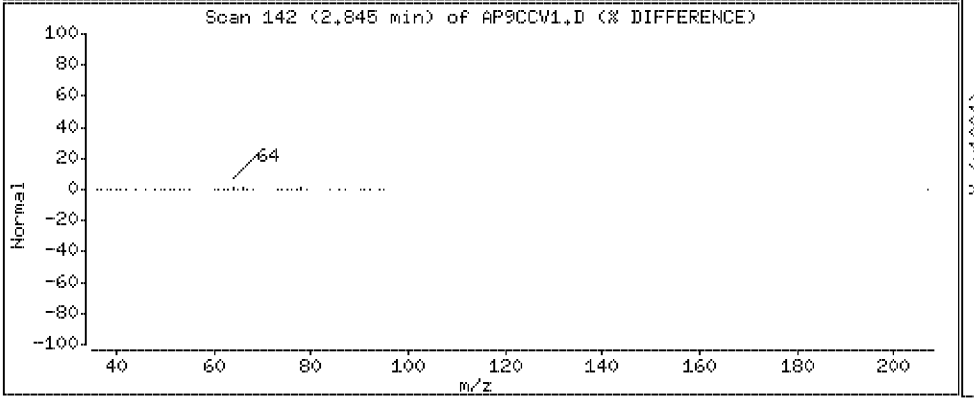

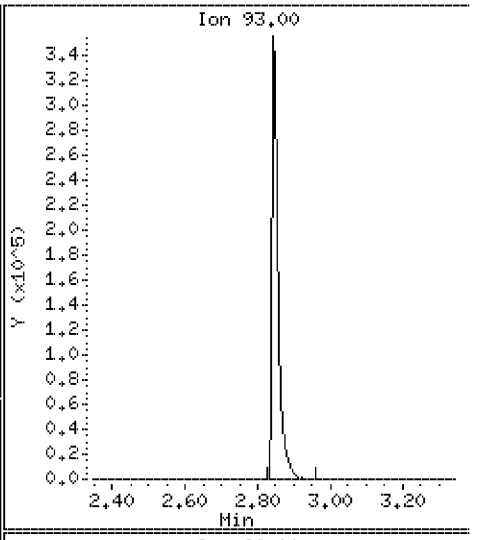

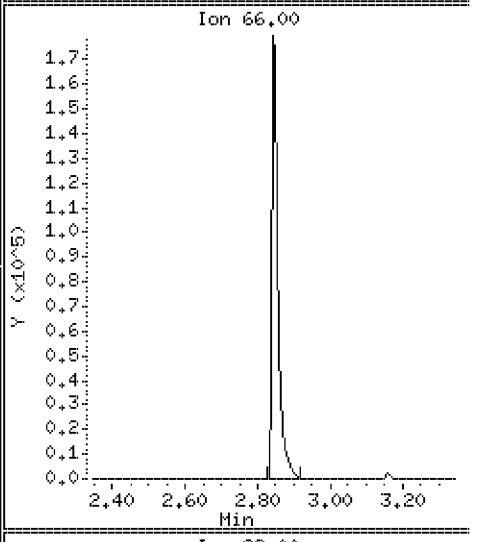

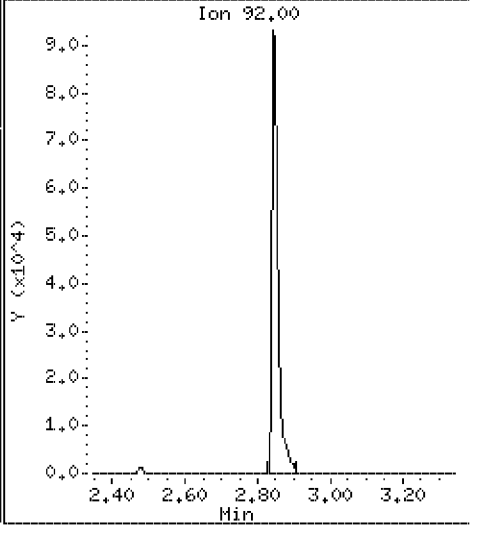

Data File: \\Svecd04\DD\chem\smsd03.i\S3050312.b\AP9CCV1.D

Date : 03-MAY-2012 11:39

Client ID: AP9CCV1

Instrument: smsd03.i

Sample Info: 45958

Purge Volume: 1000.0

Operator: PEL

Column phase: HPMS-5

Column diameter: 0.25

4 N-Nitrosomethylethylamine

Concentration: 45.9 ug/l

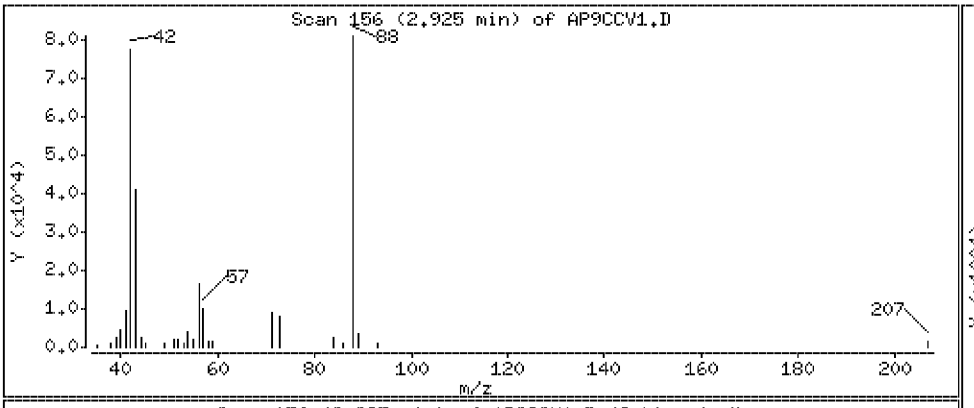

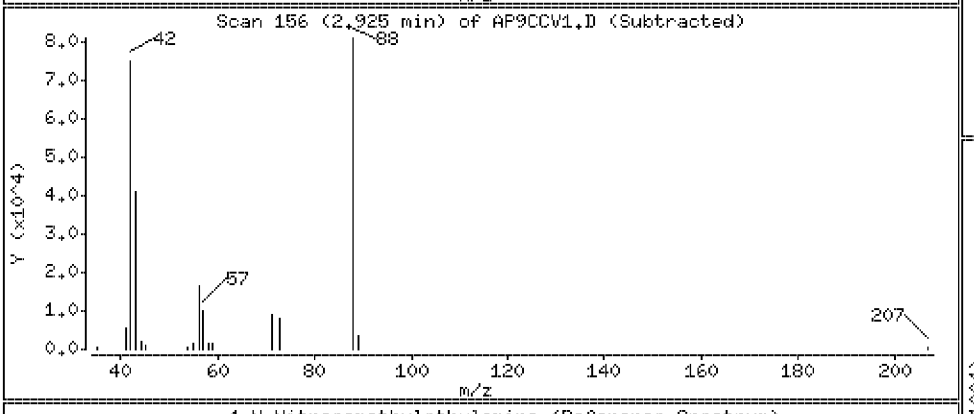

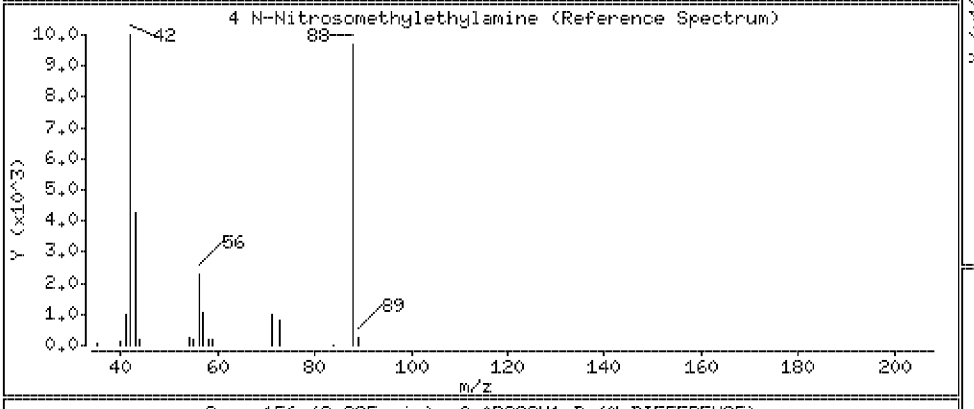

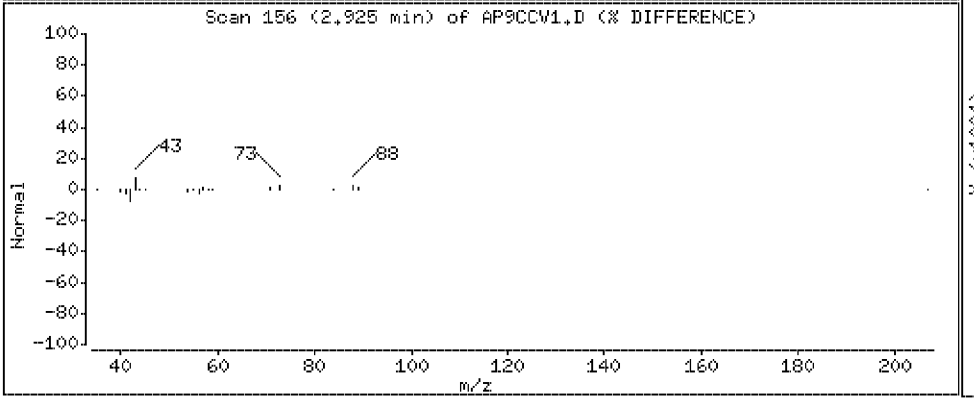

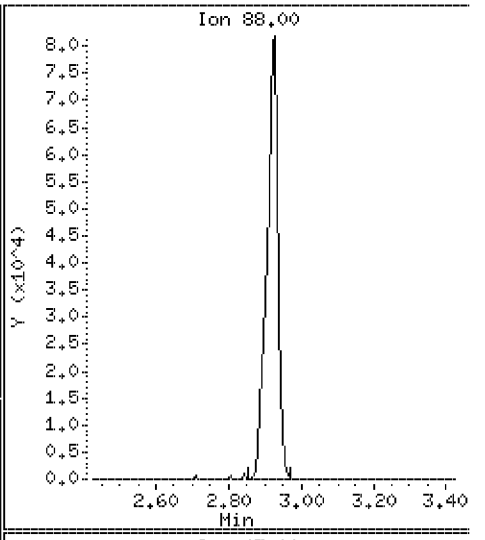

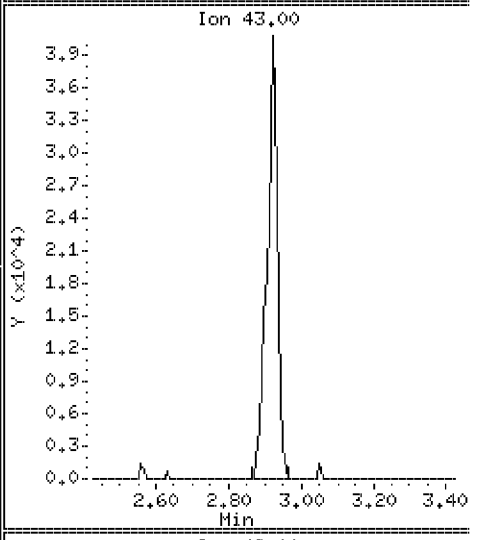

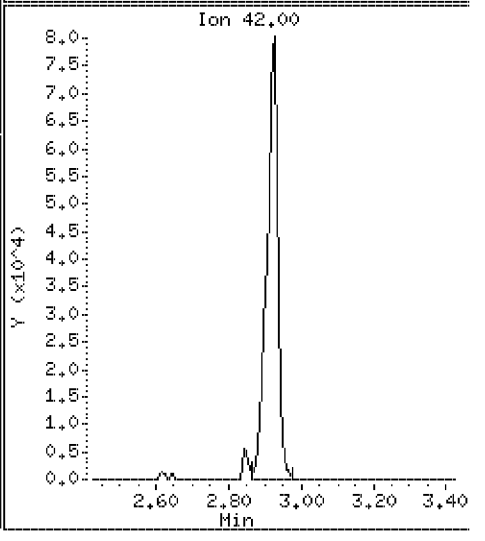

Data File: \\Svecd04\DD\chem\smsd03.i\S3050312.b\AP9CCV1.D

Date : 03-MAY-2012 11:39

Client ID: AP9CCV1 Instrument: smsd03.i

Sample Info: 45958

Purge Volume: 1000.0 Operator: PEL

Column phase: HPMS-5 Column diameter: 0.25

5 Methyl Methanesulfonate Concentration: 44.8 ug/l

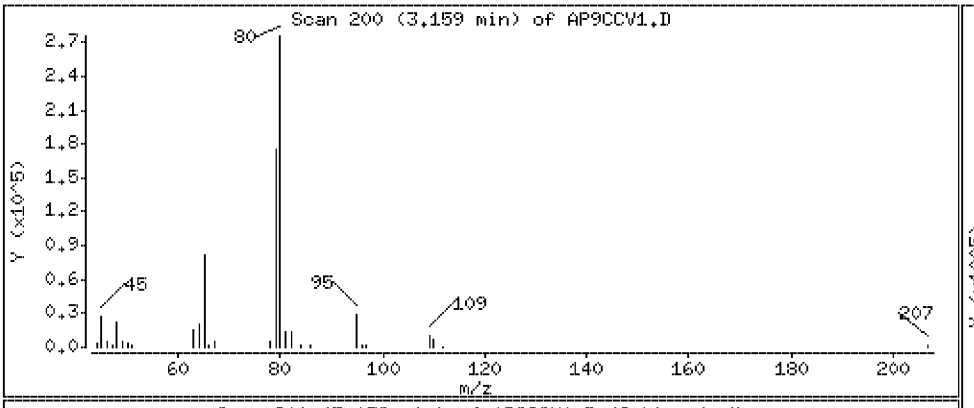

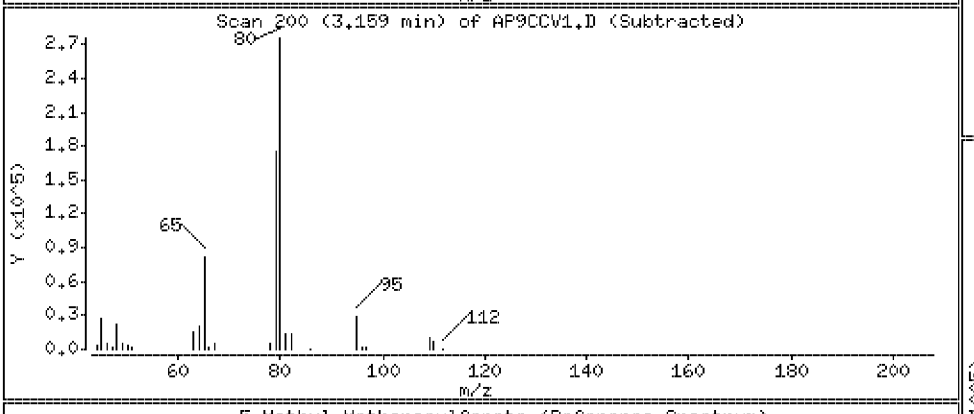

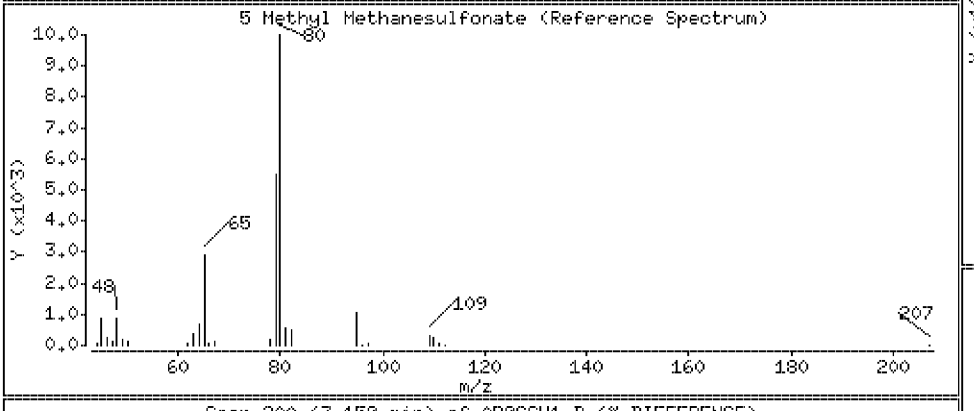

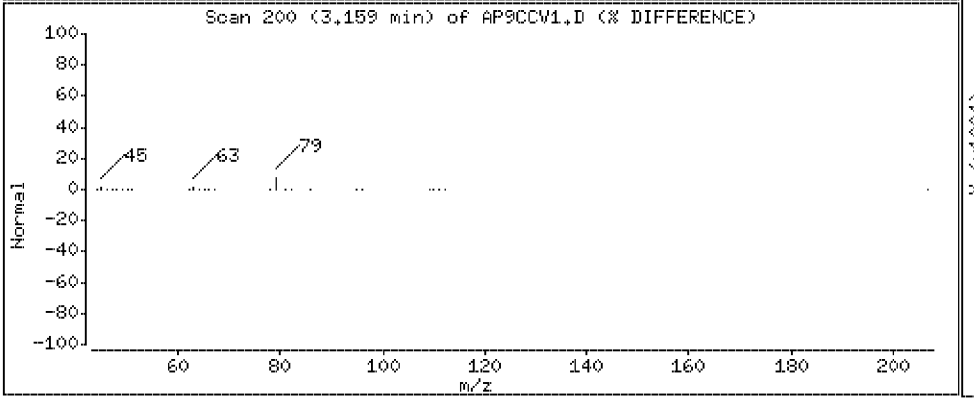

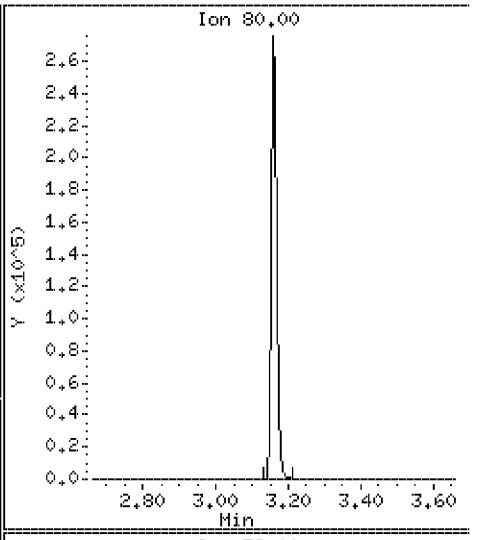

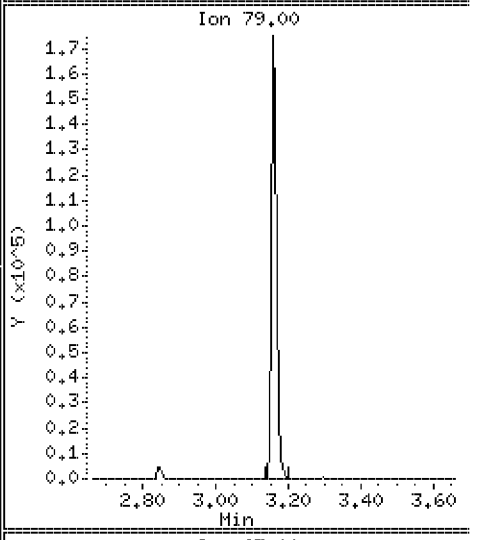

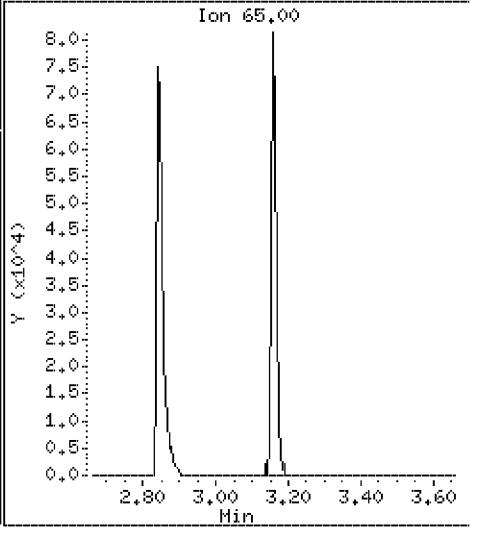

Data File: \\Svecd04\DD\chem\smsd03.i\S3050312.b\AP9CCV1.D

Date : 03-MAY-2012 11:39

Client ID: AP9CCV1 | Instrument: smsd03.i

Sample Info: 45958

Purge Volume: 1000.0 | Operator: PEL

Column phase: HPMS-5 | Column diameter: 0.25

7 N-Nitrosodiethylamine | Concentration: 45.2 ug/l

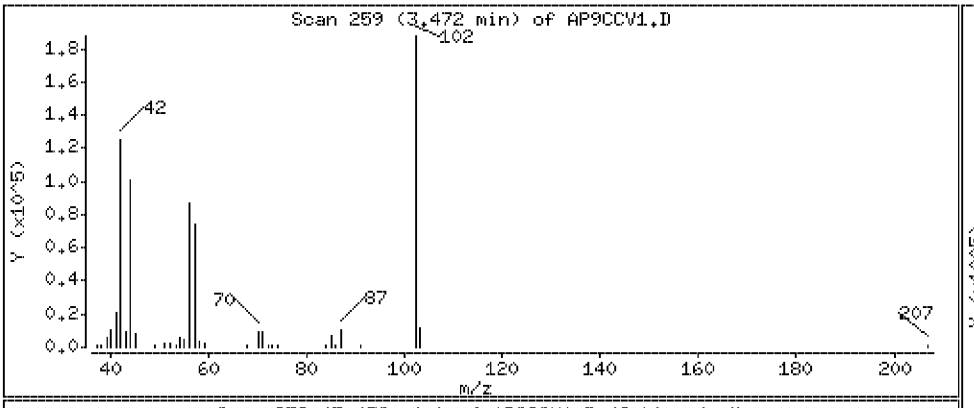

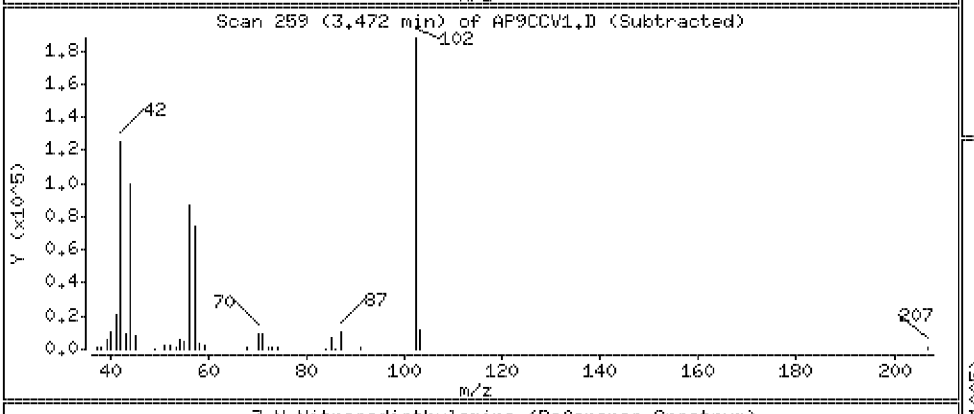

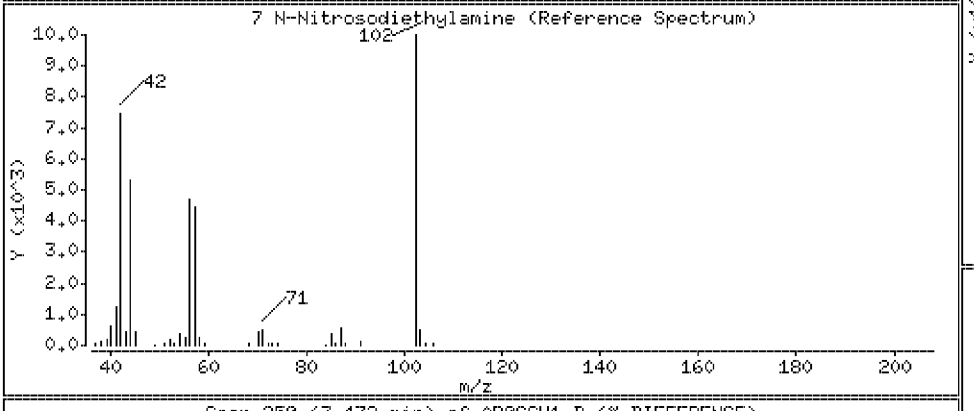

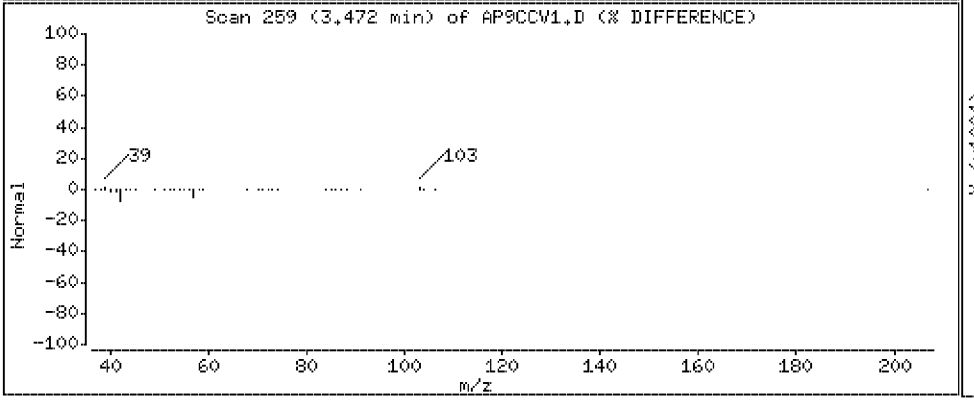

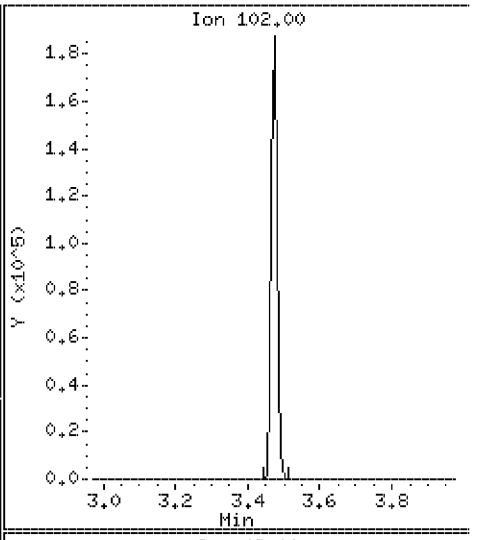

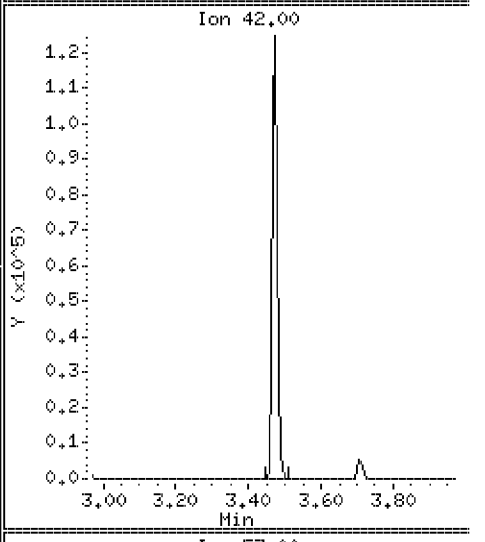

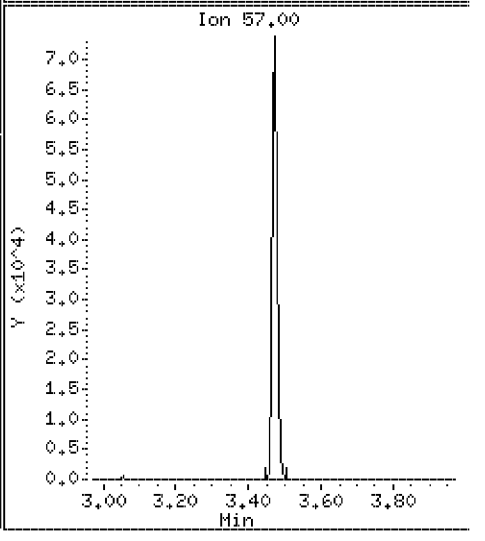

Data File: \\Svecd04\DD\chem\smsd03.i\S3050312.b\AP9CCV1.D

Date : 03-MAY-2012 11:39

Client ID: AP9CCV1 | Instrument: smsd03.i

Sample Info: 45958

Purge Volume: 1000.0 | Operator: PEL

Column phase: HPMS-5 | Column diameter: 0.25

8 Ethyl Methanesulfonate | Concentration: 44.8 ug/l

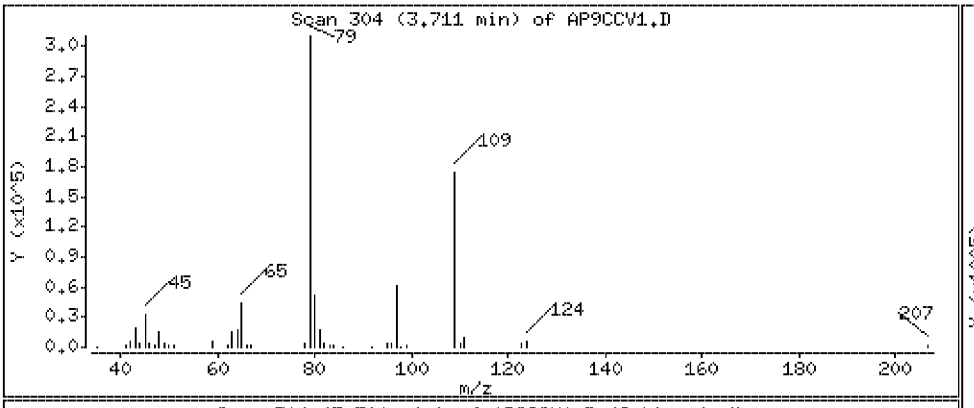

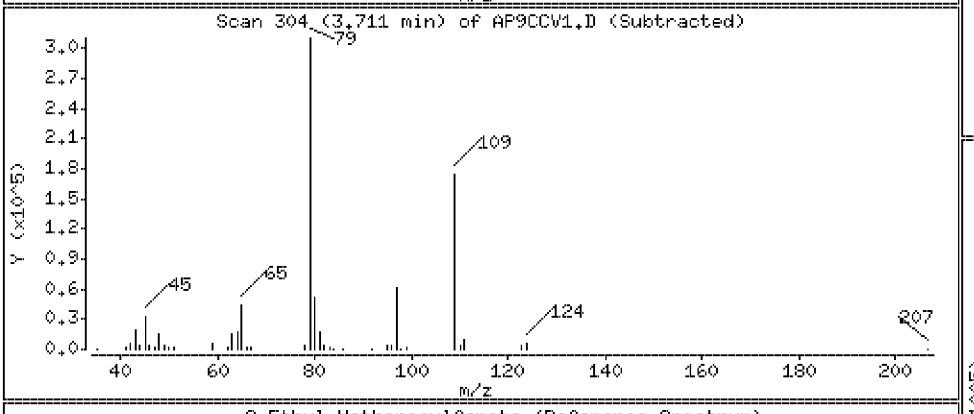

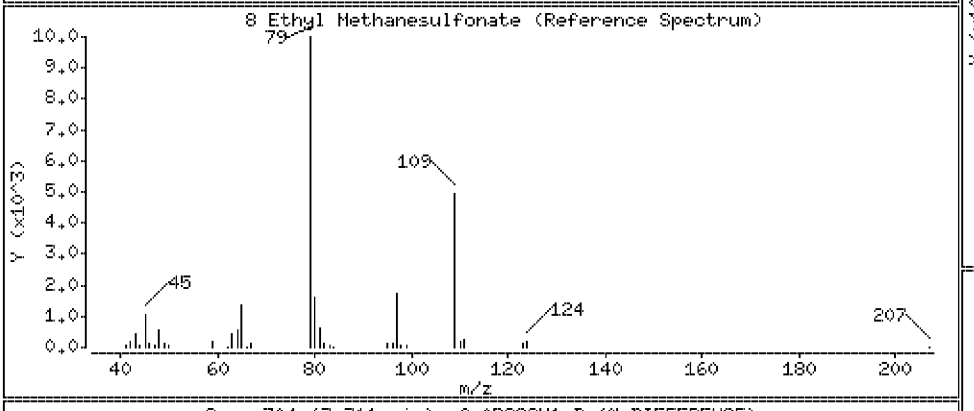

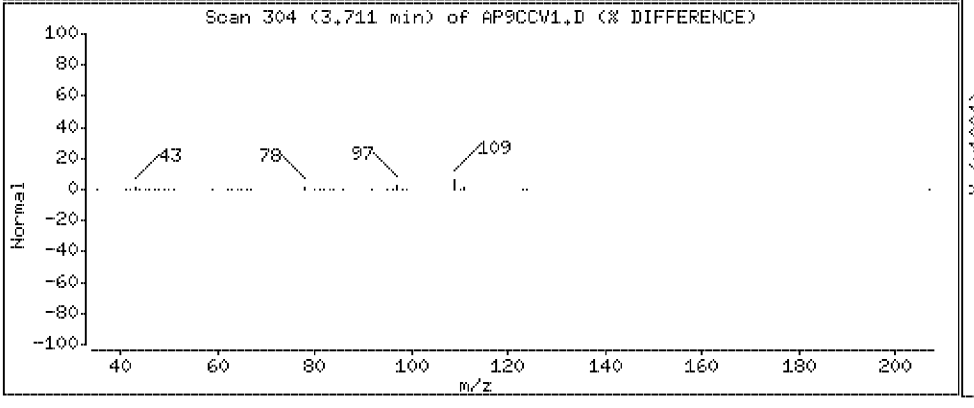

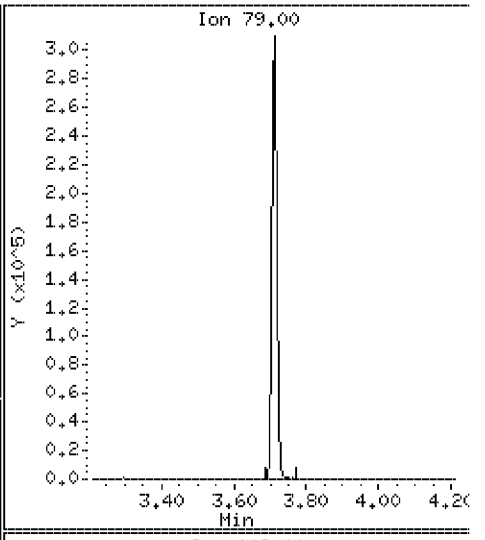

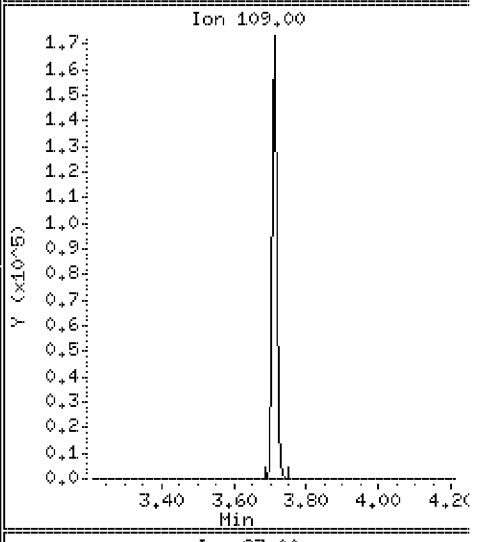

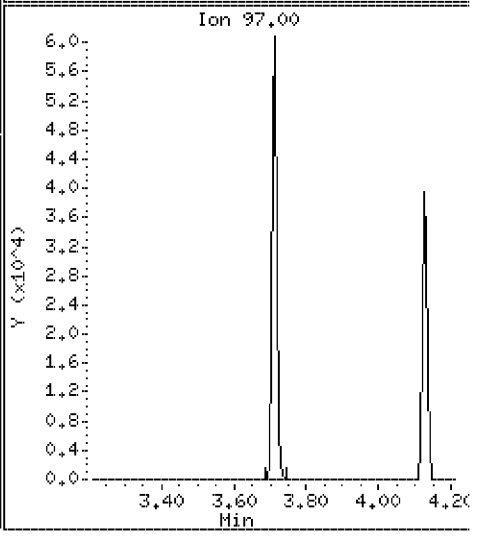

Data File: \\Svecd04\DD\chem\smsd03.i\S3050312.b\AP9CCV1.D

Date : 03-MAY-2012 11:39

Client ID: AP9CCV1 | Instrument: smsd03.i

Sample Info: 45958

Purge Volume: 1000.0 | Operator: PEL

Column phase: HPMS-5 | Column diameter: 0.25

12 Pentachloroethane | Concentration: 46.6 ug/l

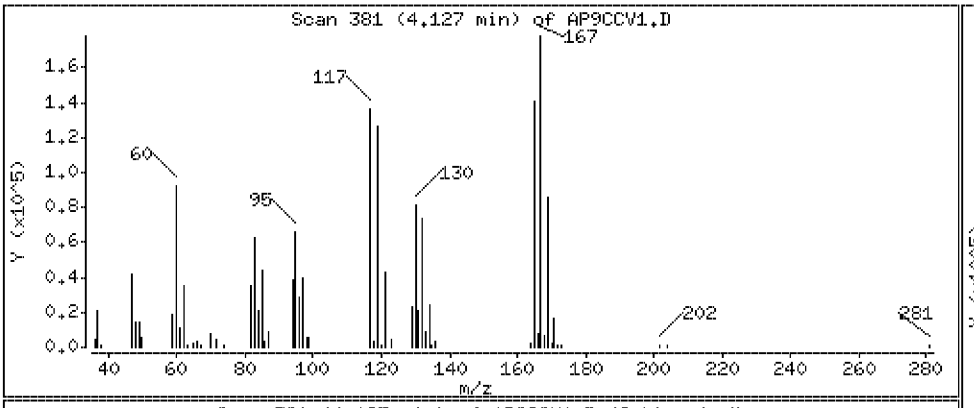

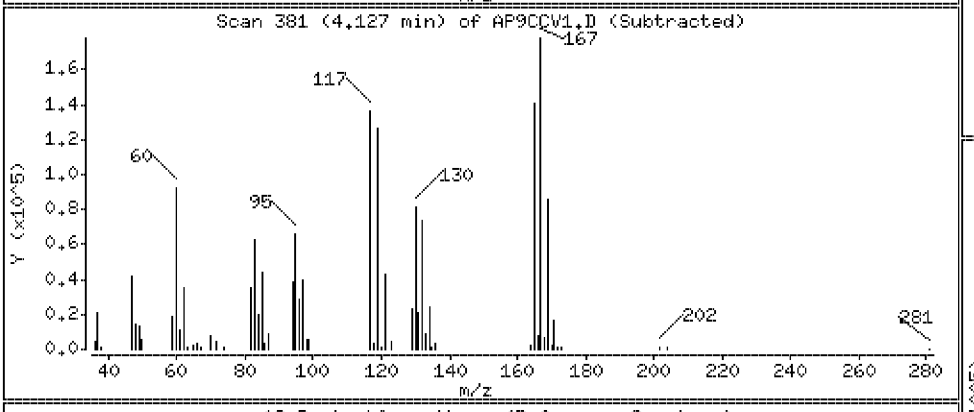

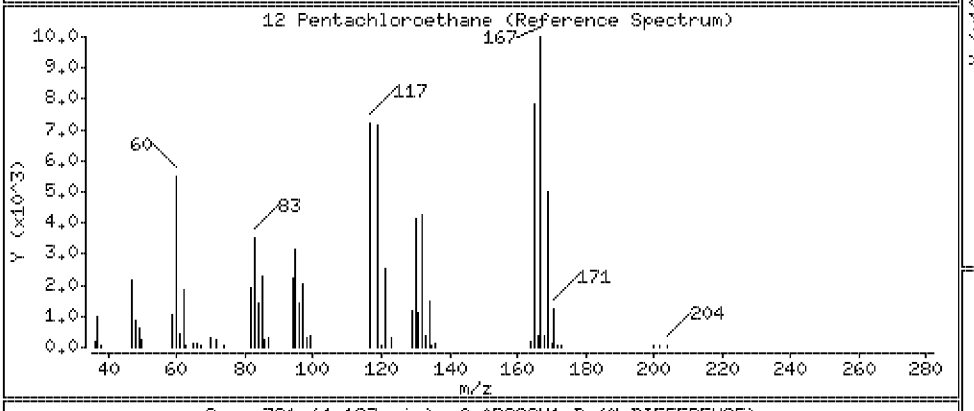

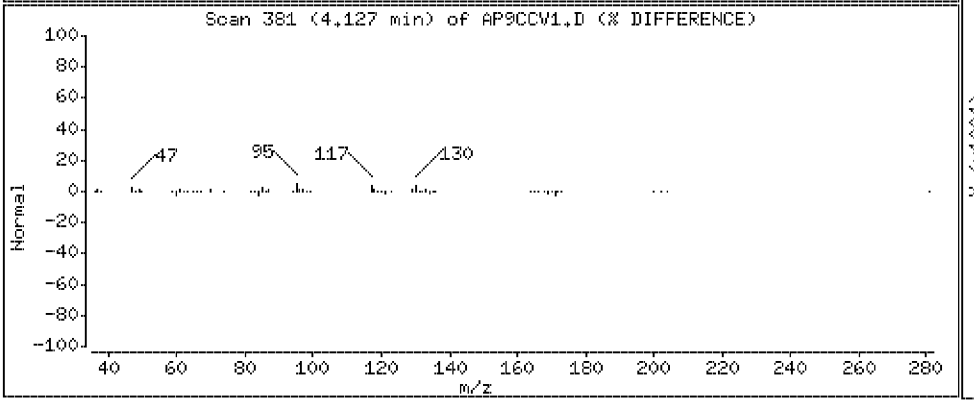

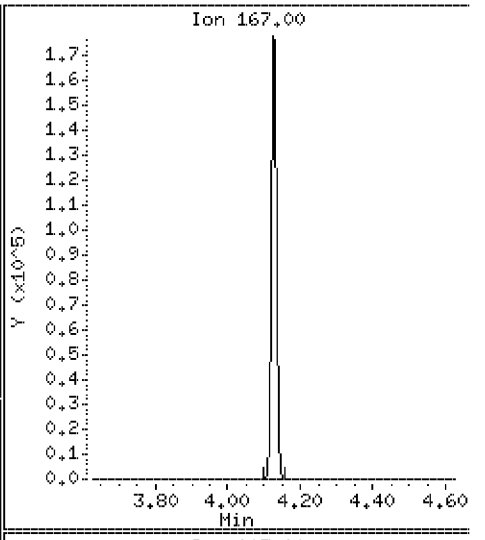

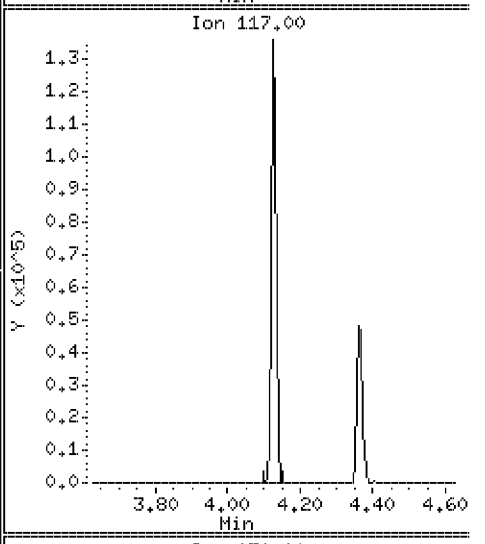

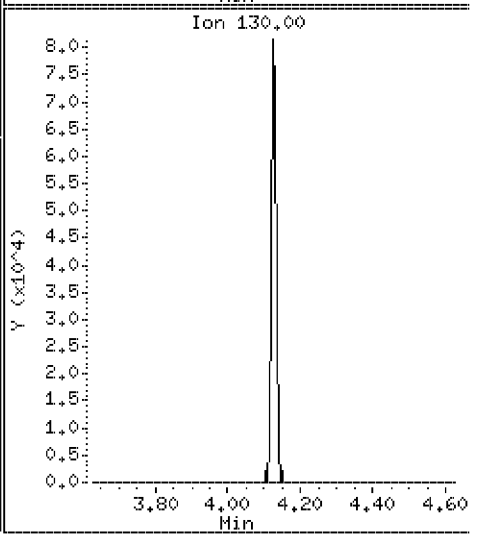

Data File: \\Svecd04\DD\chem\smsd03.i\S3050312.b\AP9CCV1.D

Date : 03-MAY-2012 11:39

Client ID: AP9CCV1 | Instrument: smsd03.i

Sample Info: 45958

Purge Volume: 1000.0 | Operator: PEL

Column phase: HPMS-5 | Column diameter: 0.25

24 N-Nitrosopyrrolidine | Concentration: 45.3 ug/l

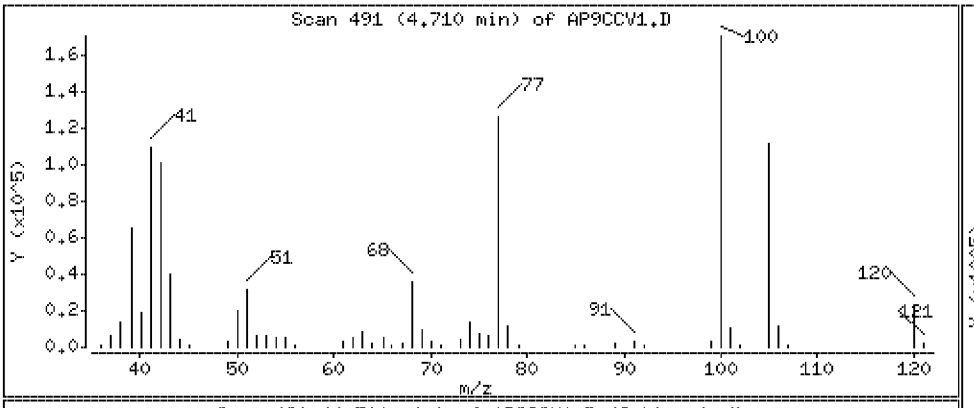

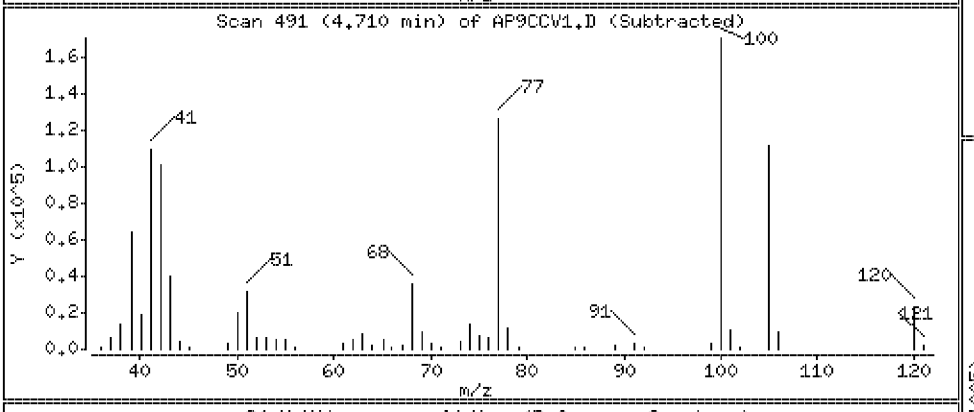

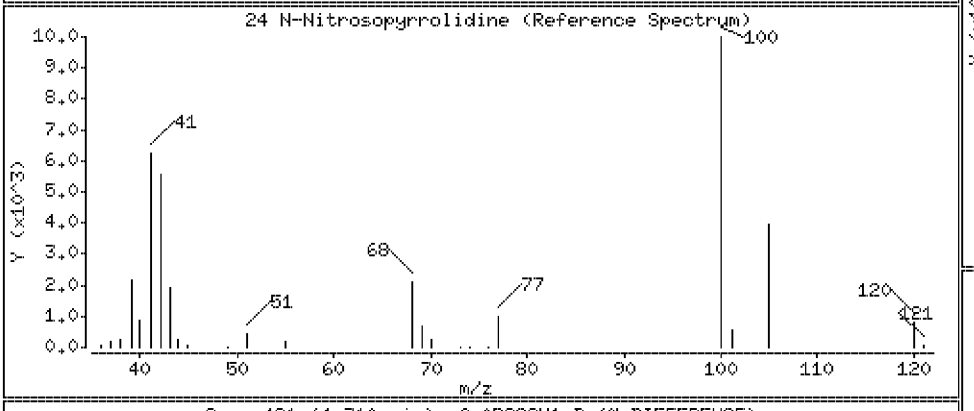

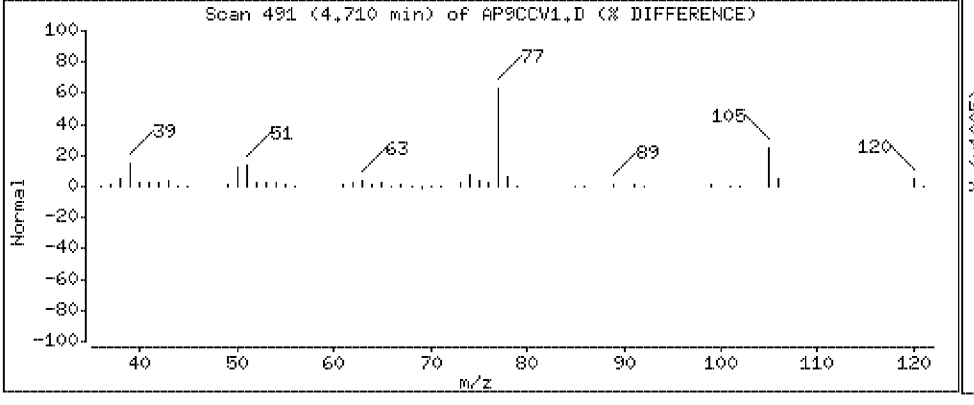

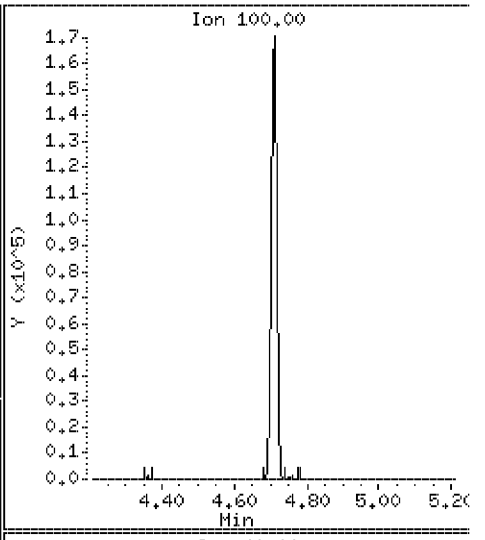

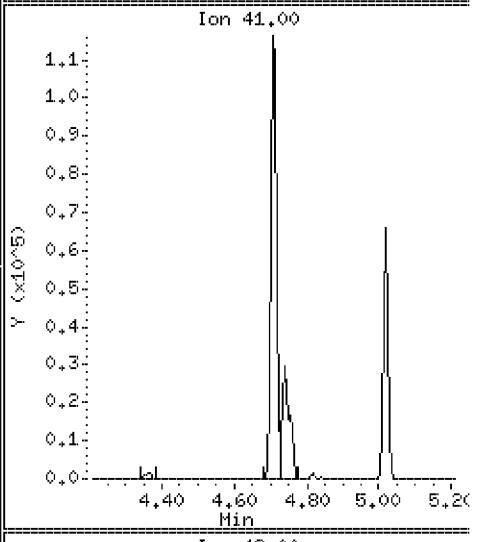

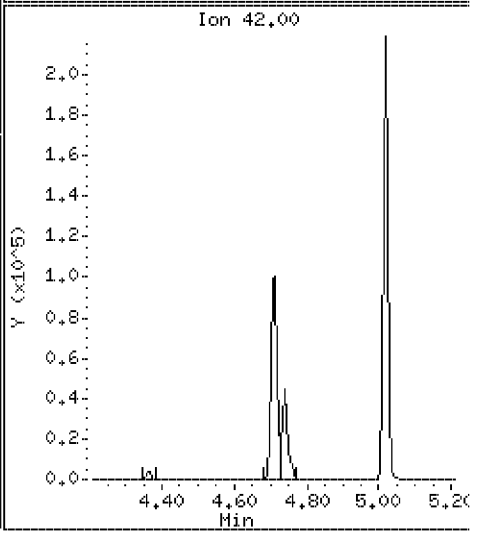

Data File: \\Svecd04\DD\chem\smsd03.i\S3050312.b\AP9CCV1.D

Date : 03-MAY-2012 11:39

Client ID: AP9CCV1 Instrument: smsd03.i

Sample Info: 45958

Purge Volume: 1000.0 Operator: PEL

Column phase: HPMS-5 Column diameter: 0.25

25 Acetophenone Concentration: 44.7 ug/l

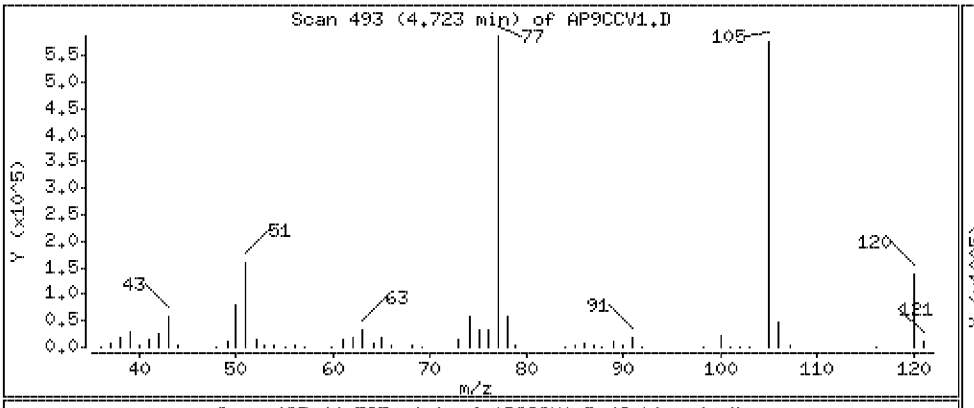

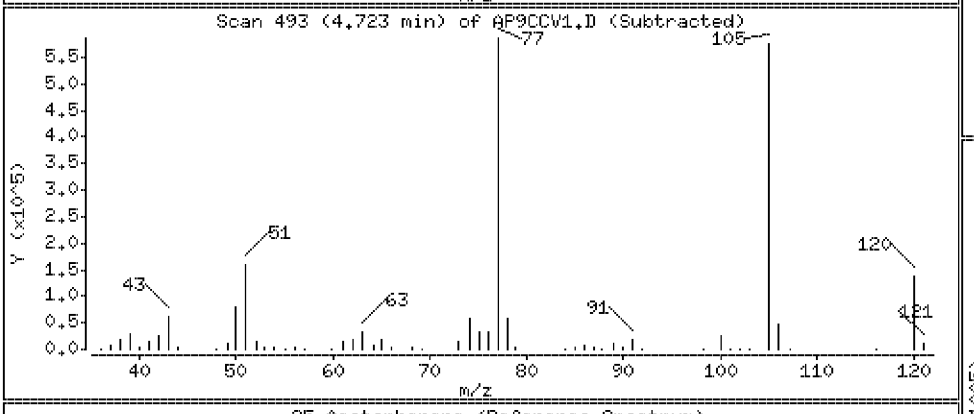

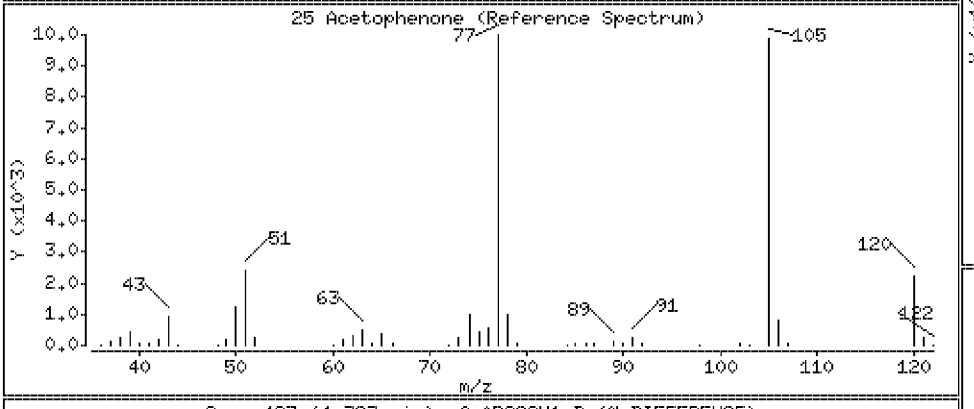

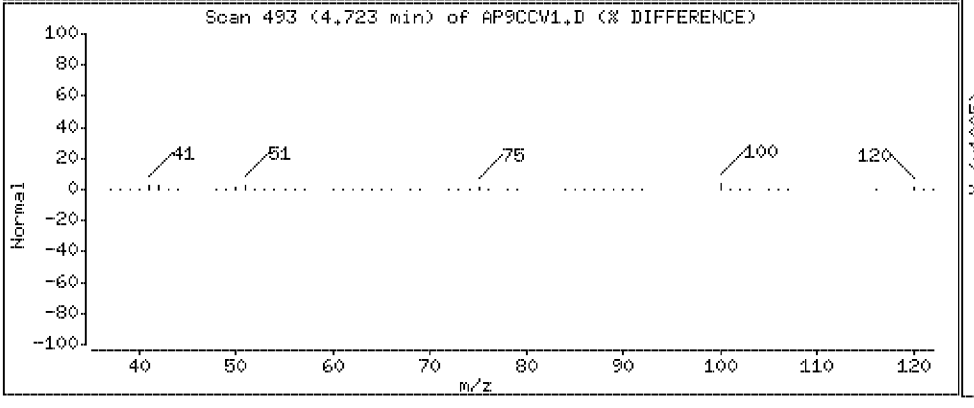

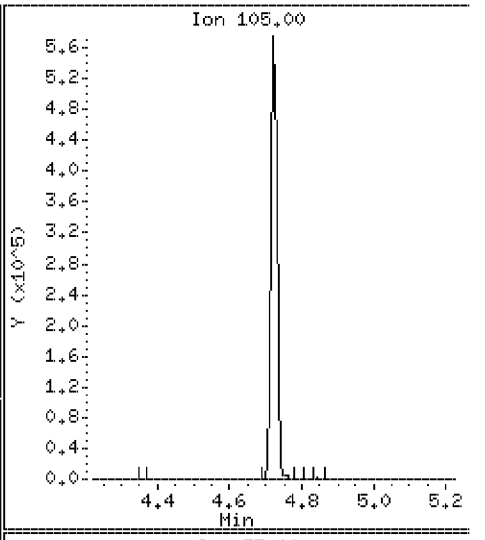

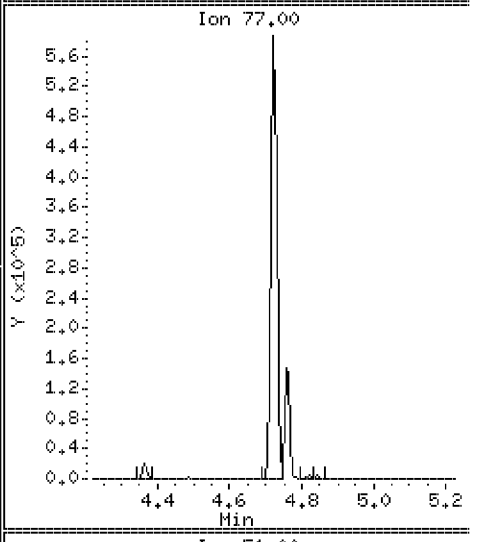

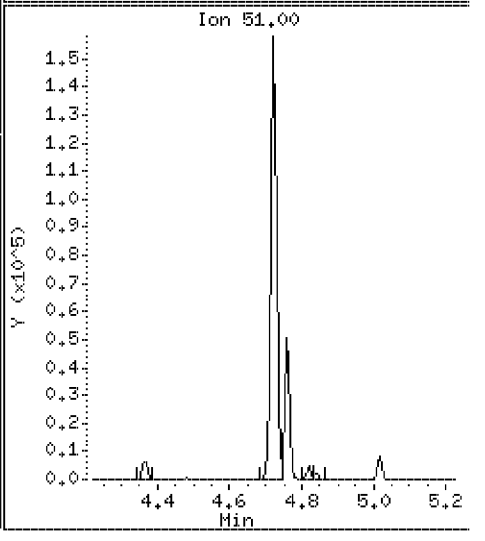

Data File: \\Svecd04\DD\chem\smsd03.i\S3050312.b\AP9CCV1.D

Date : 03-MAY-2012 11:39

Client ID: AP9CCV1 | Instrument: smsd03.i

Sample Info: 45958

Purge Volume: 1000.0 | Operator: PEL

Column phase: HPMS-5 | Column diameter: 0.25

27 N-Nitrosomorpholine | Concentration: 45.2 ug/l

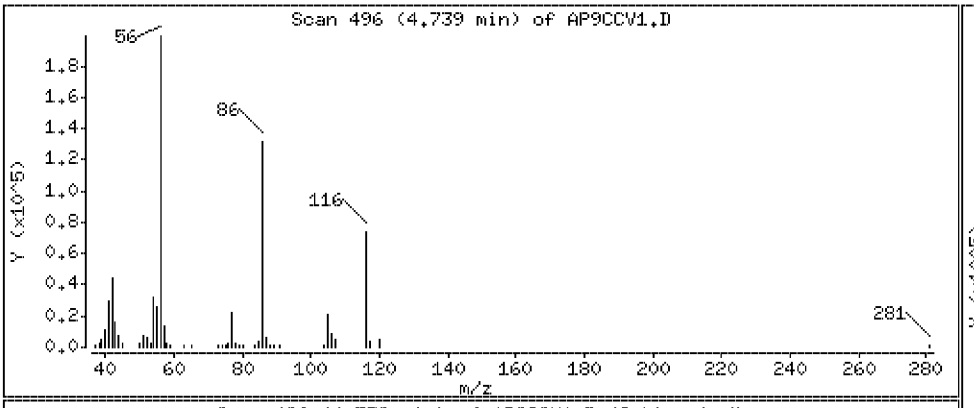

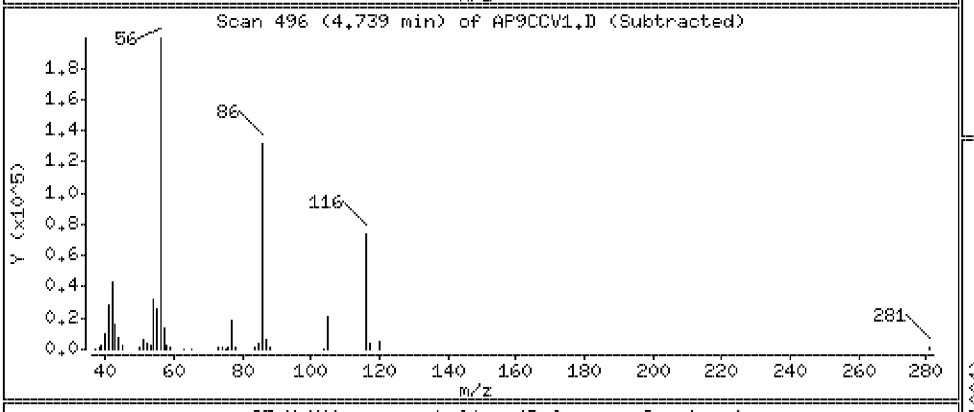

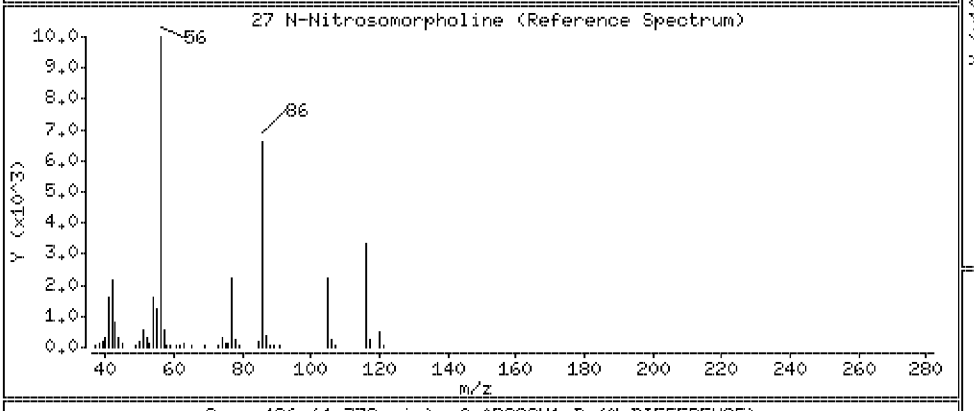

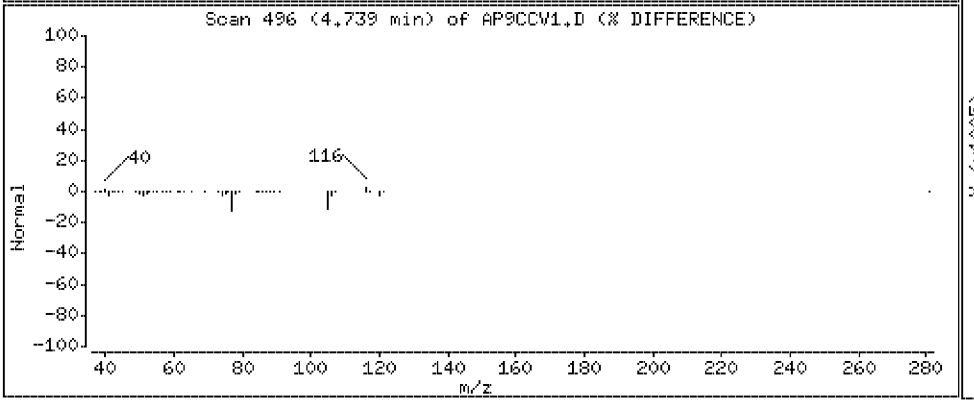

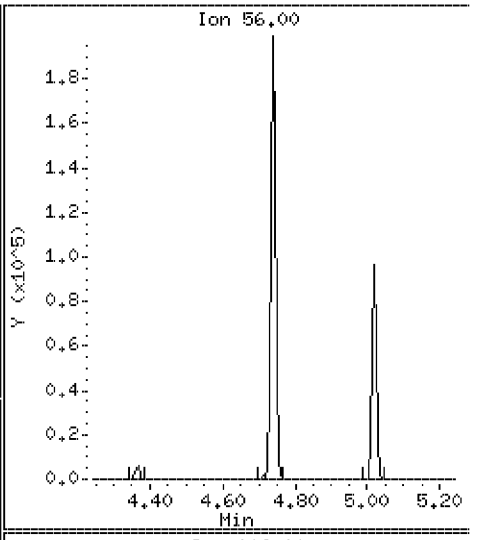

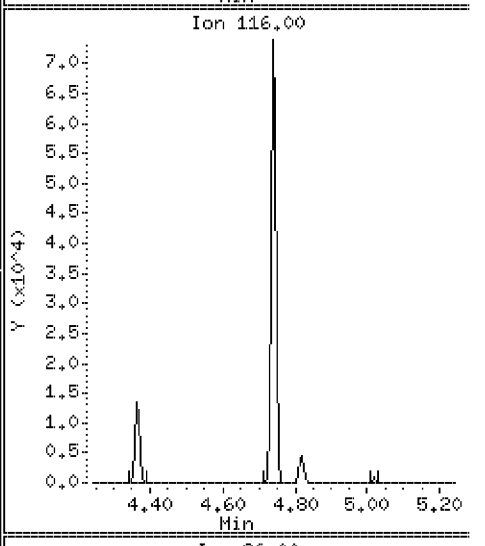

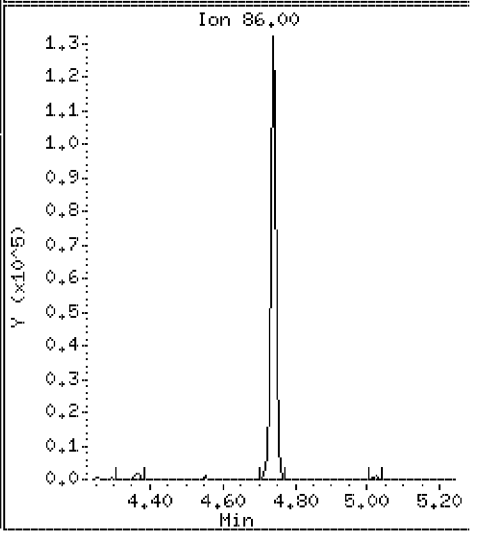

Data File: \\Svecd04\DD\chem\smsd03.i\S3050312.b\AP9CCV1.D

Date : 03-MAY-2012 11:39

Client ID: AP9CCV1 Instrument: smsd03.i

Sample Info: 45958

Purge Volume: 1000.0 Operator: PEL

Column phase: HPMS-5 Column diameter: 0.25

29 o-Toluidine Concentration: 43.7 ug/l

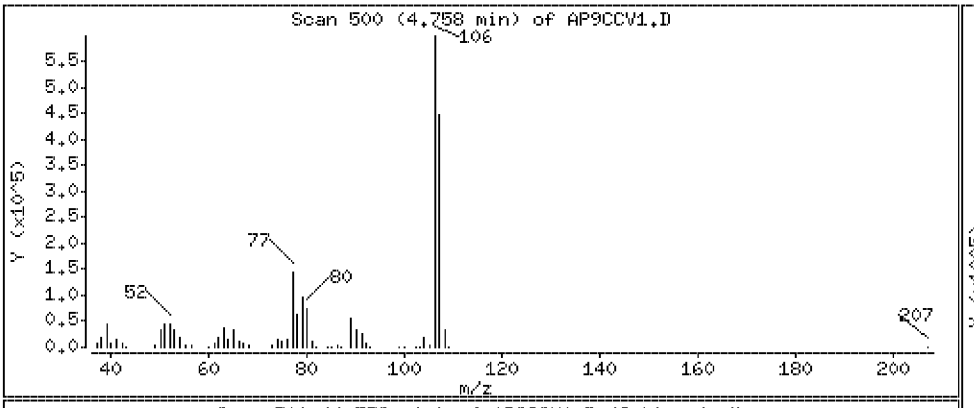

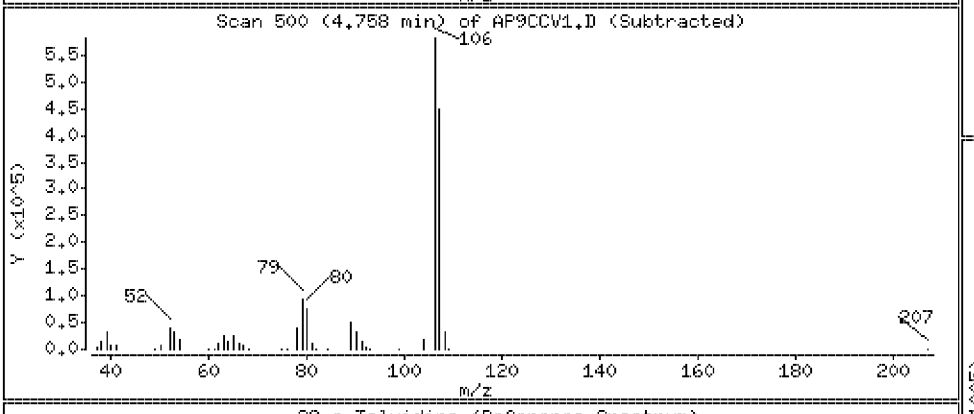

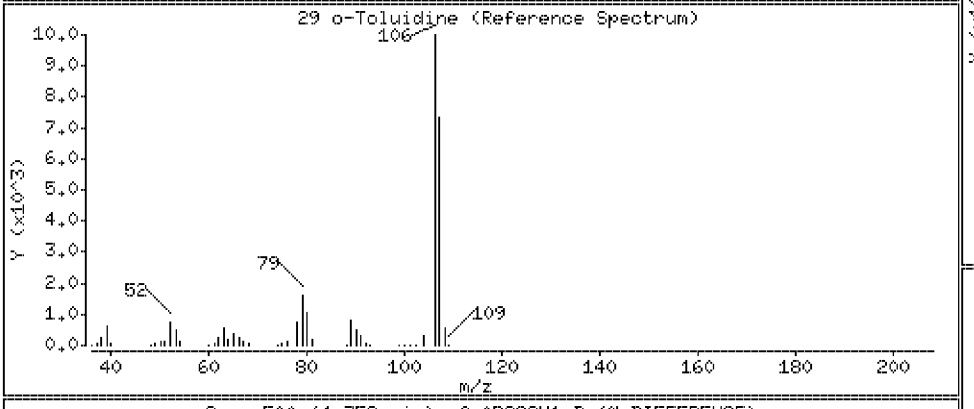

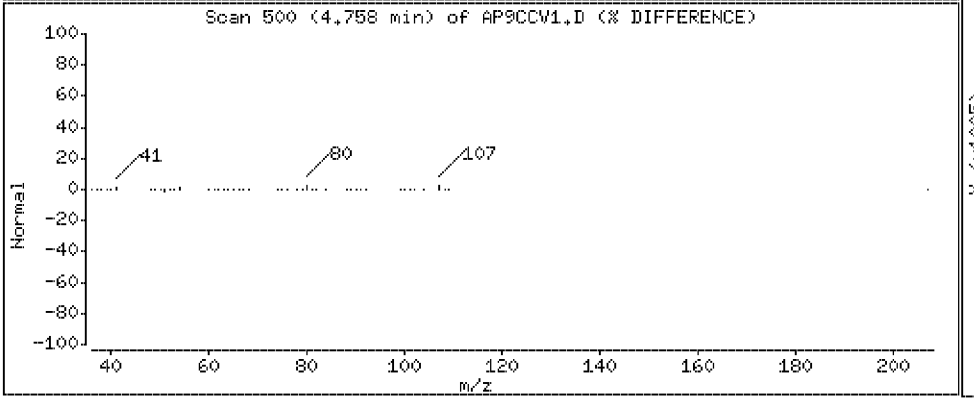

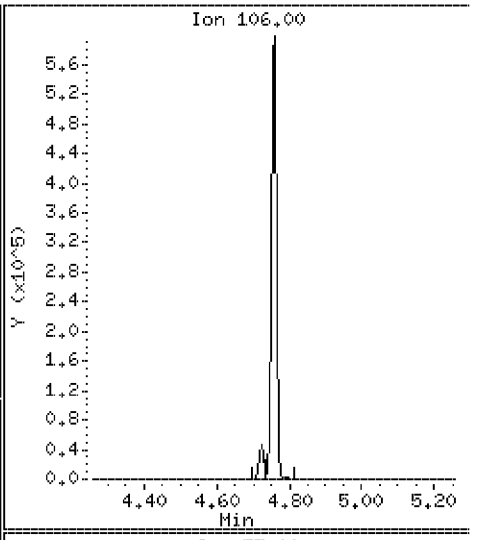

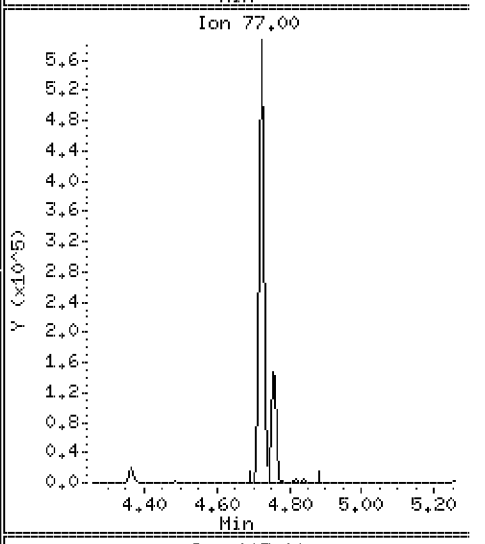

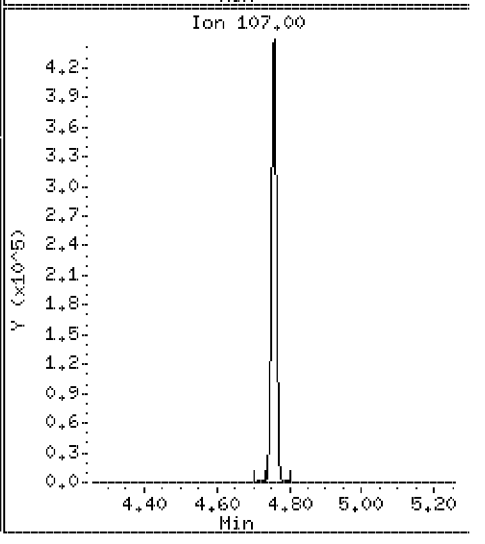

Data File: \\Svecd04\DD\chem\smsd03.i\S3050312.b\AP9CCV1.D

Date : 03-MAY-2012 11:39

Client ID: AP9CCV1 Instrument: smsd03.i

Sample Info: 45958

Purge Volume: 1000.0 Operator: PEL

Column phase: HPMS-5 Column diameter: 0.25

33 N-Nitrosopiperidine Concentration: 46.7 ug/l

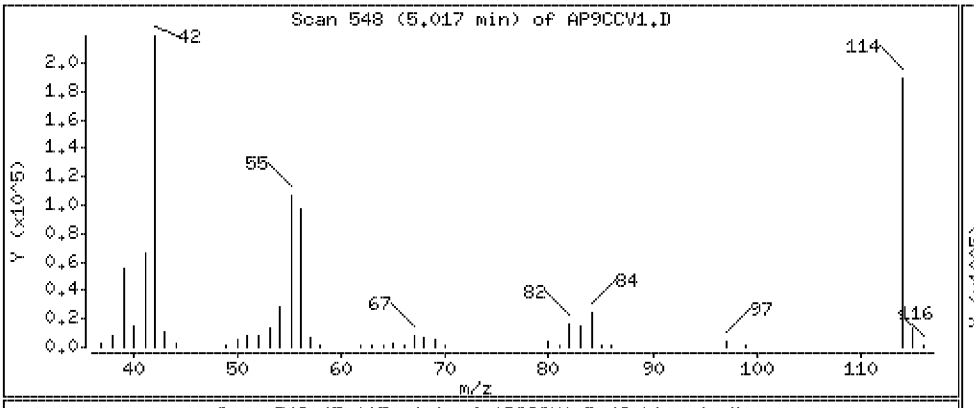

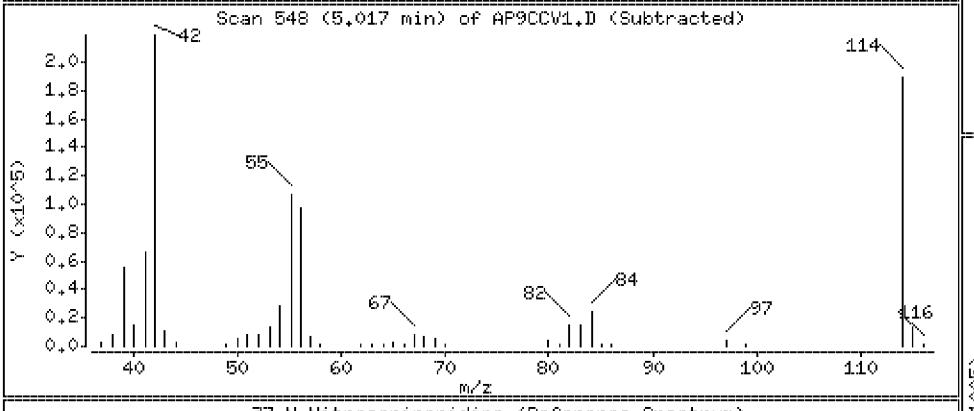

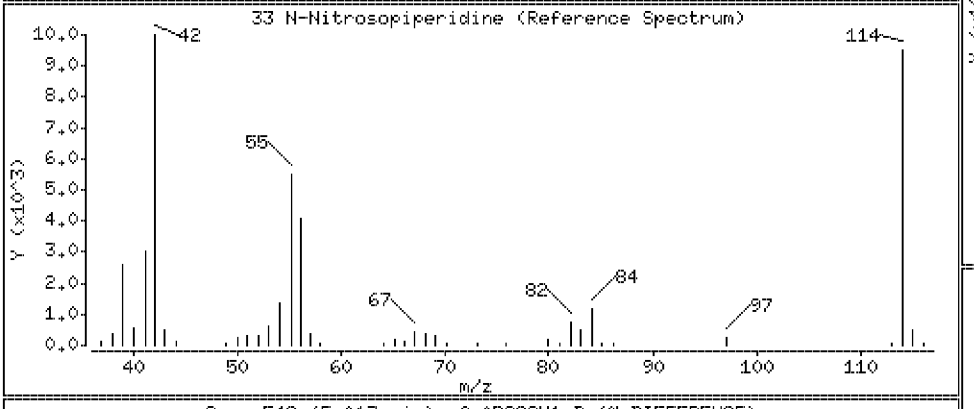

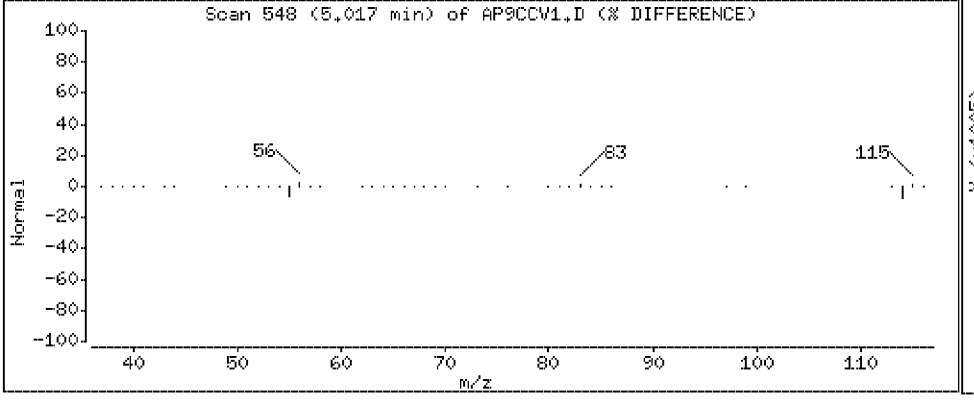

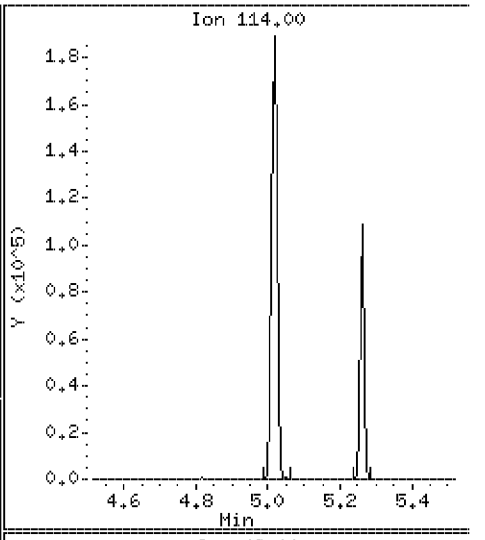

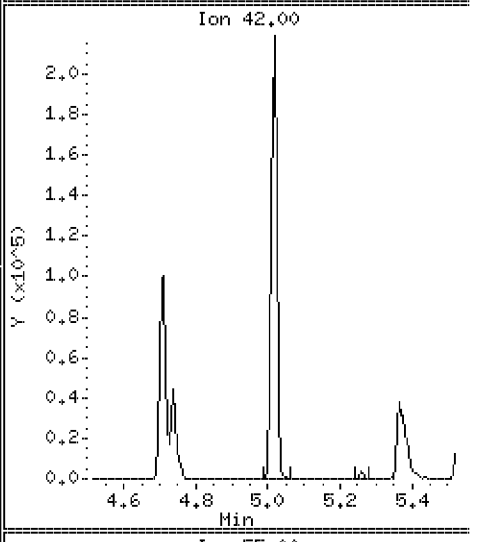

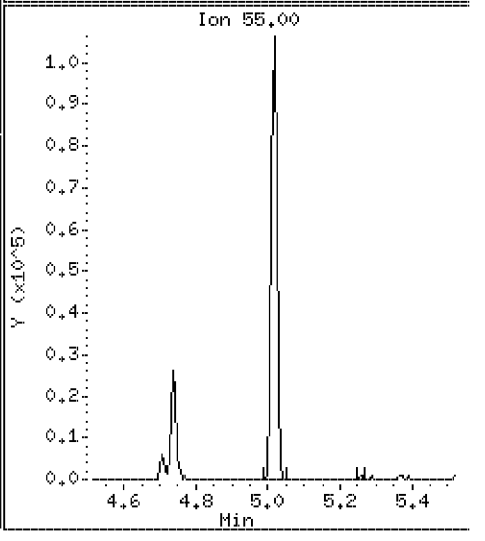

Data File: \\Svecd04\DD\chem\smsd03.i\S3050312.b\AP9CCV1.D

Date : 03-MAY-2012 11:39

Client ID: AP9CCV1 Instrument: smsd03.i

Sample Info: 45958

Purge Volume: 1000.0 Operator: PEL

Column phase: HPMS-5 Column diameter: 0.25

37 o,o,o-Triethylphosphorothioate Concentration: 47.2 ug/l

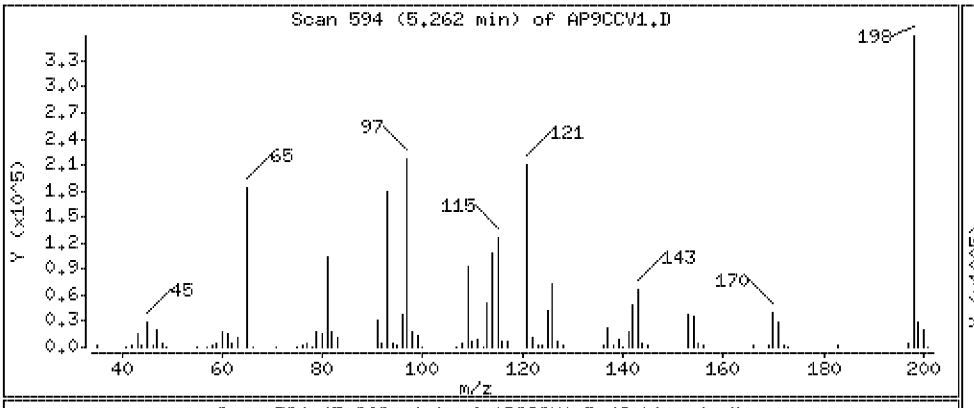

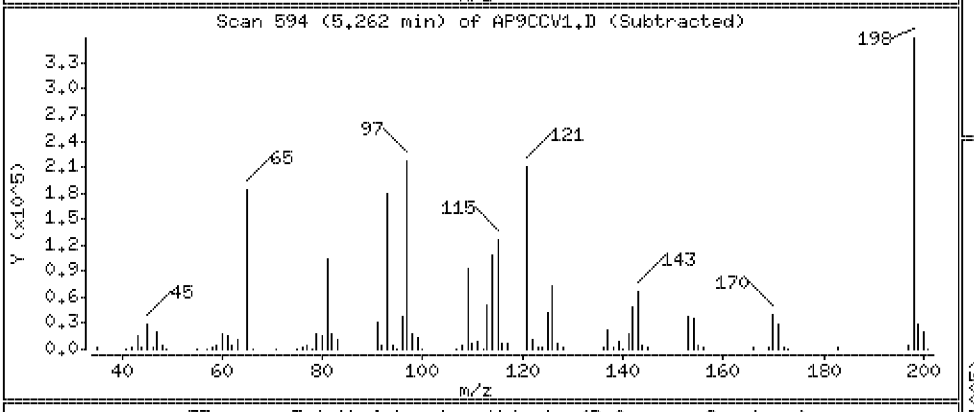

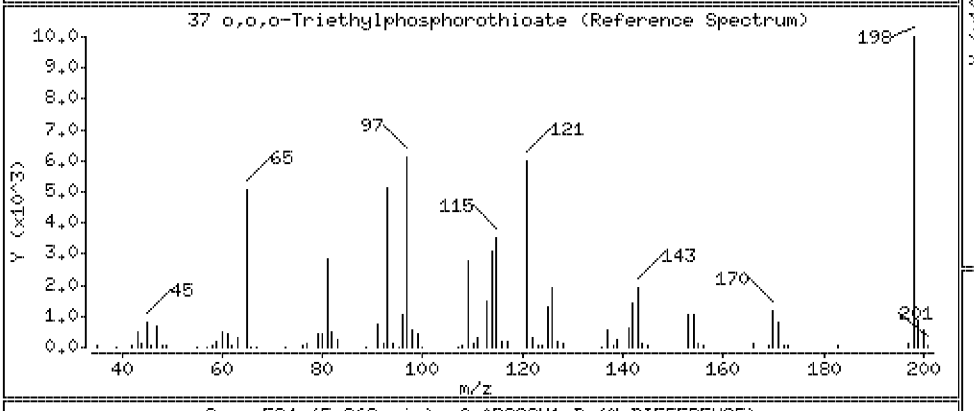

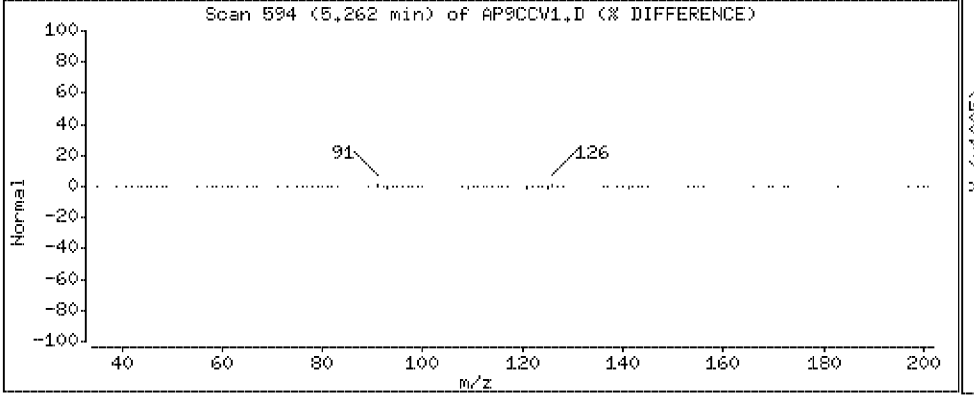

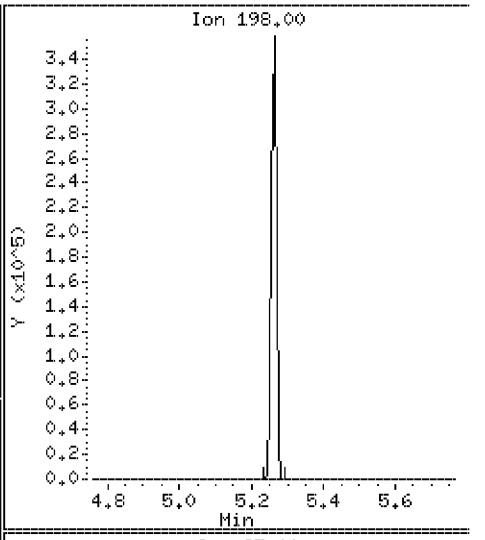

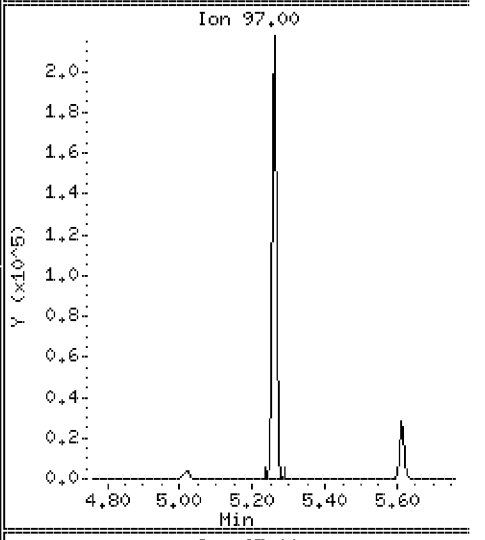

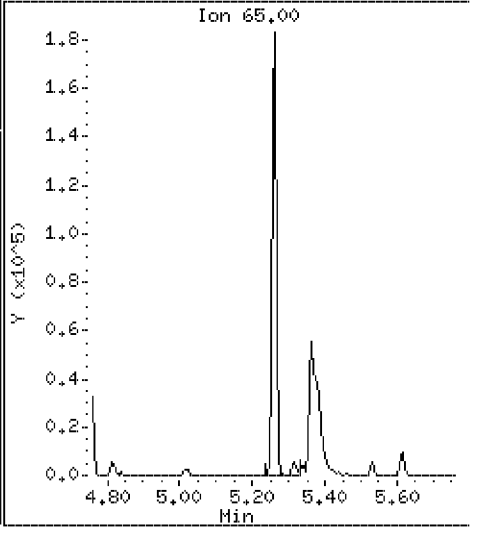

Data File: \\Svecd04\DD\chem\smsd03.i\S3050312.b\AP9CCV1.D

Date : 03-MAY-2012 11:39

Client ID: AP9CCV1 Instrument: smsd03.i

Sample Info: 45958

Purge Volume: 1000.0 Operator: PEL

Column phase: HPMS-5 Column diameter: 0.25

39 a,a-Dimethylphenethylamine Concentration: 45.7 ug/l

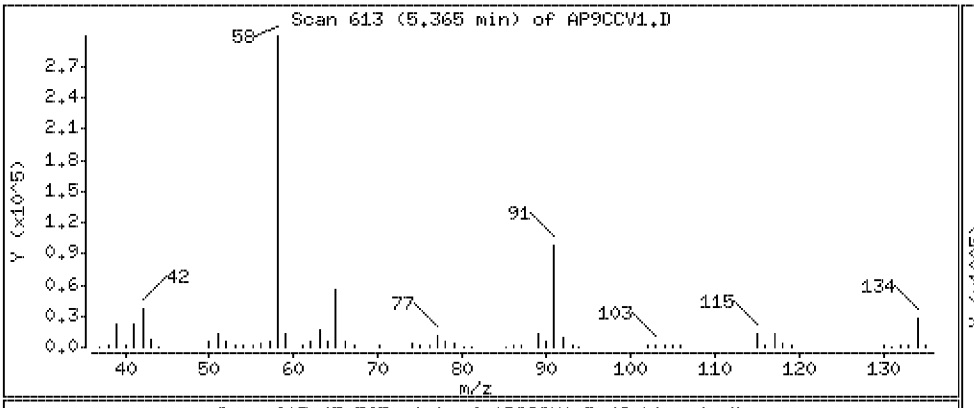

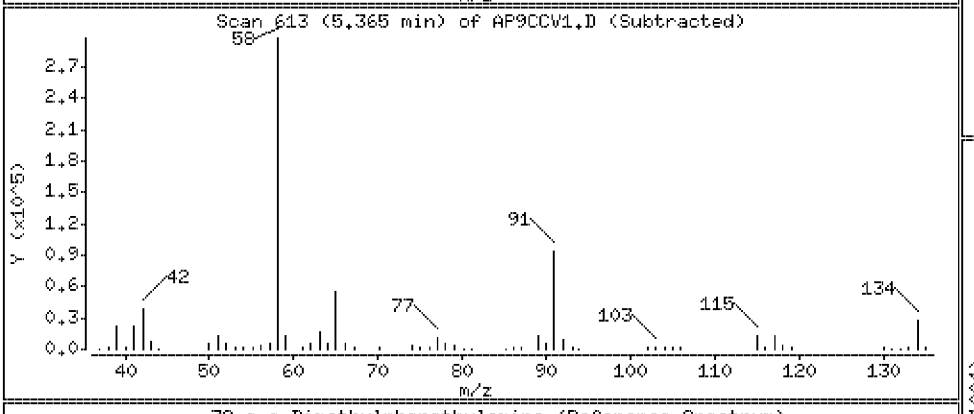

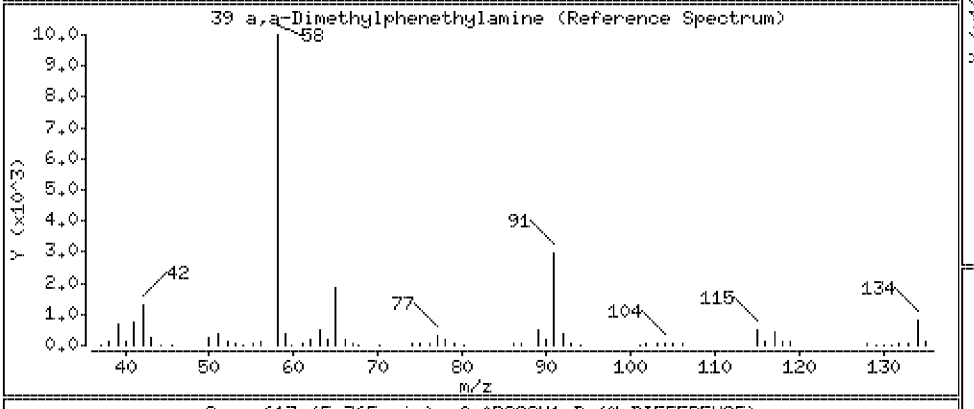

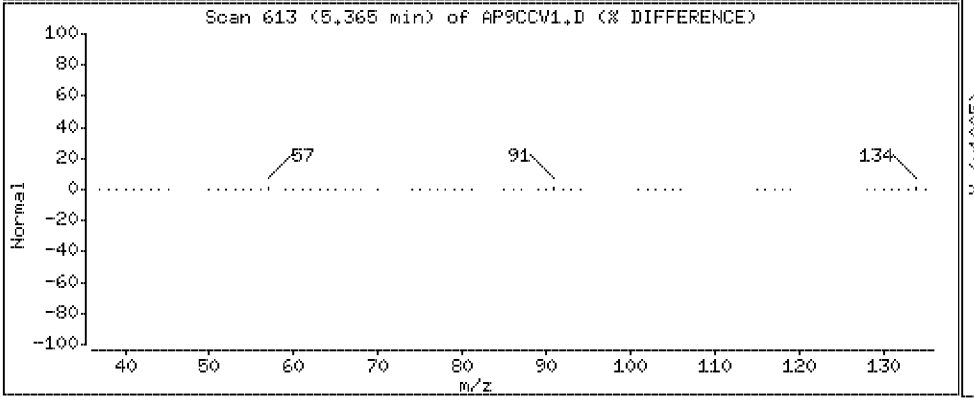

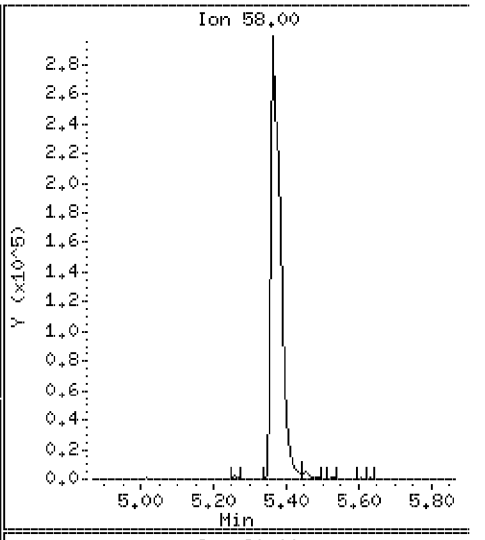

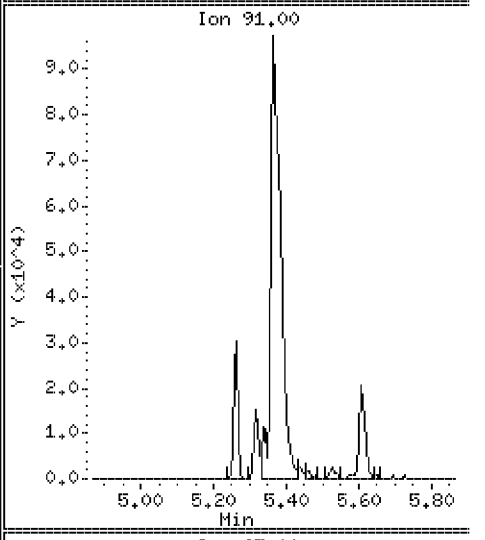

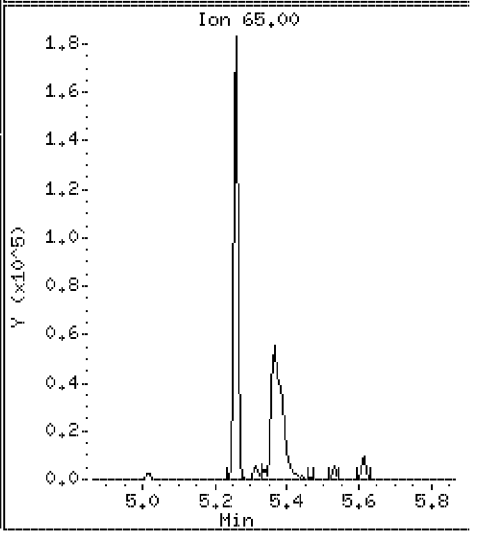

Data File: \\Svecd04\DD\chem\smsd03.i\S3050312.b\AP9CCV1.D

Date : 03-MAY-2012 11:39

Client ID: AP9CCV1 Instrument: smsd03.i

Sample Info: 45958

Purge Volume: 1000.0 Operator: PEL

Column phase: HPMS-5 Column diameter: 0.25

46 2,6-Dichlorophenol Concentration: 46.7 ug/l

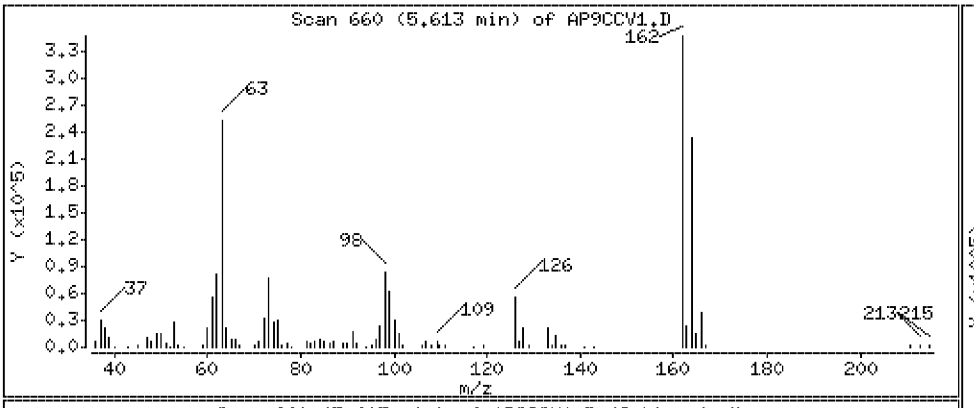

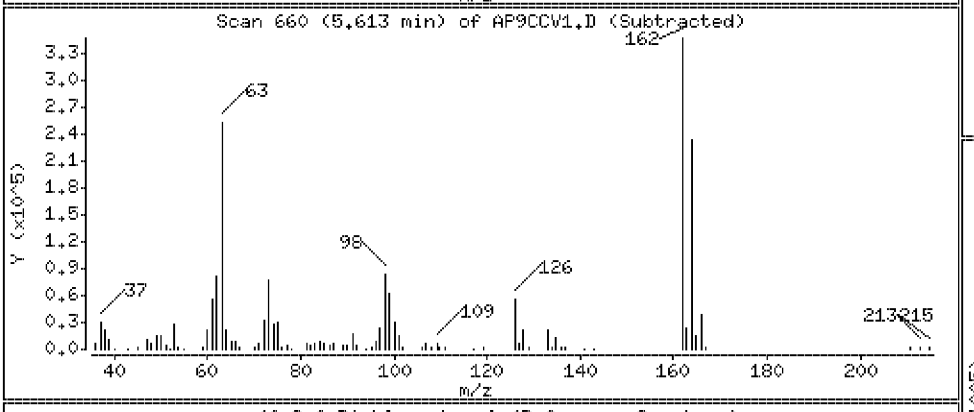

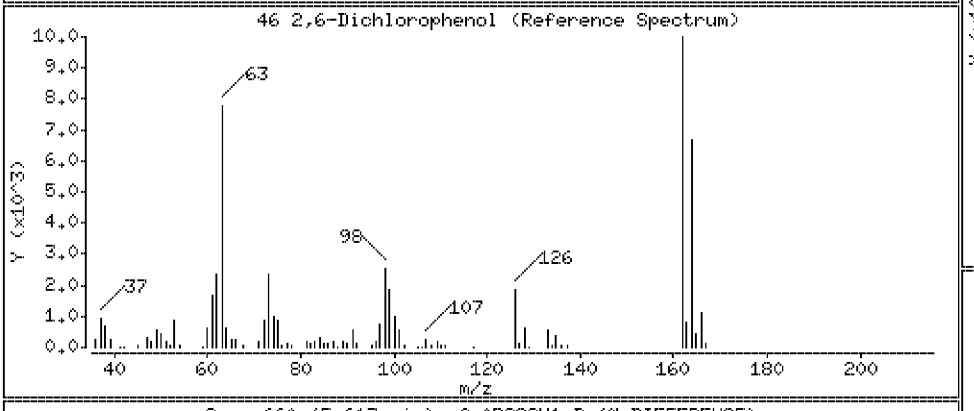

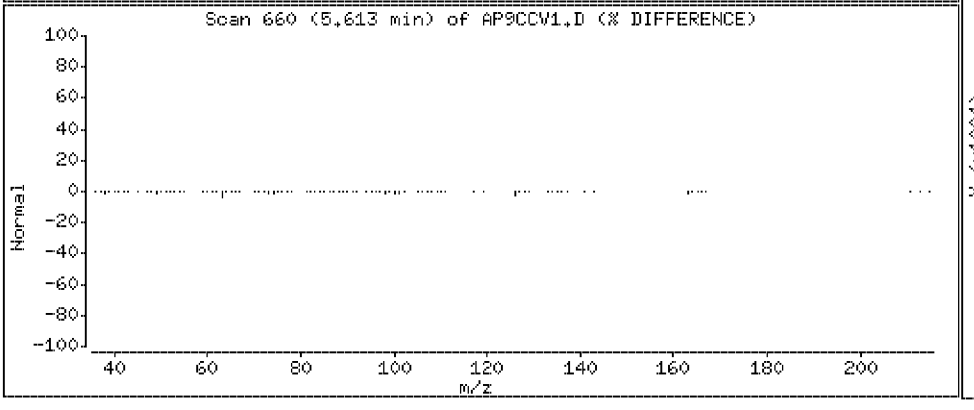

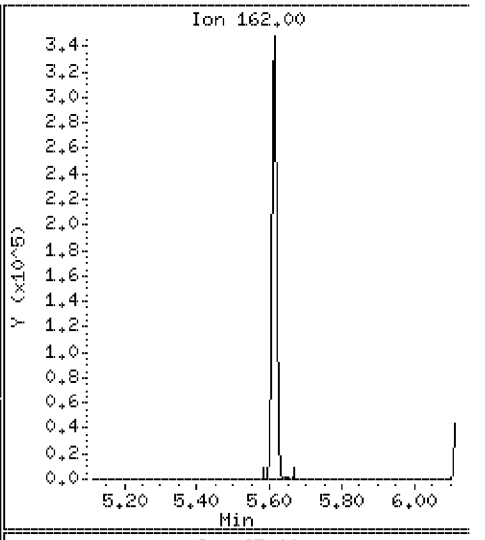

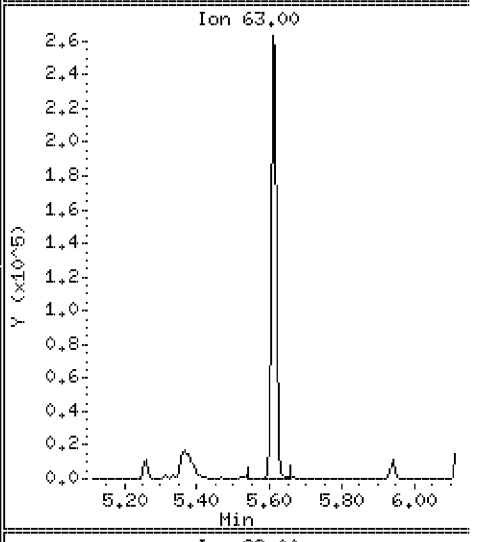

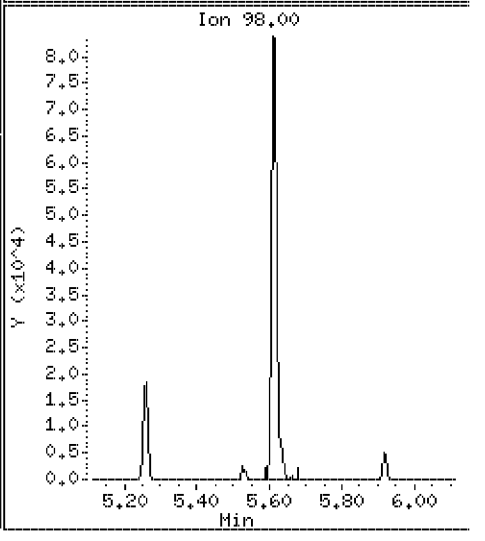

Data File: \\Svecd04\DD\chem\smsd03.i\S3050312.b\AP9CCV1.D

Date : 03-MAY-2012 11:39

Client ID: AP9CCV1 | Instrument: smsd03.i

Sample Info: 45958

Purge Volume: 1000.0 | Operator: PEL

Column phase: HPMS-5 | Column diameter: 0.25

47 Hexachloropropene | Concentration: 47.4 ug/l

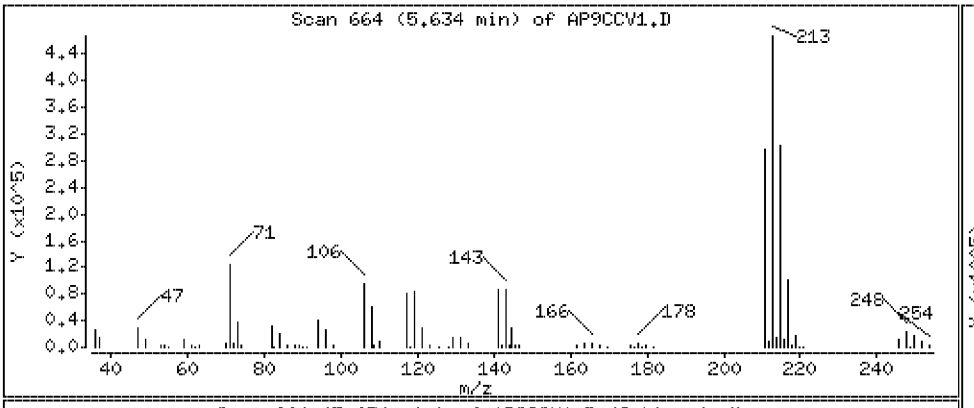

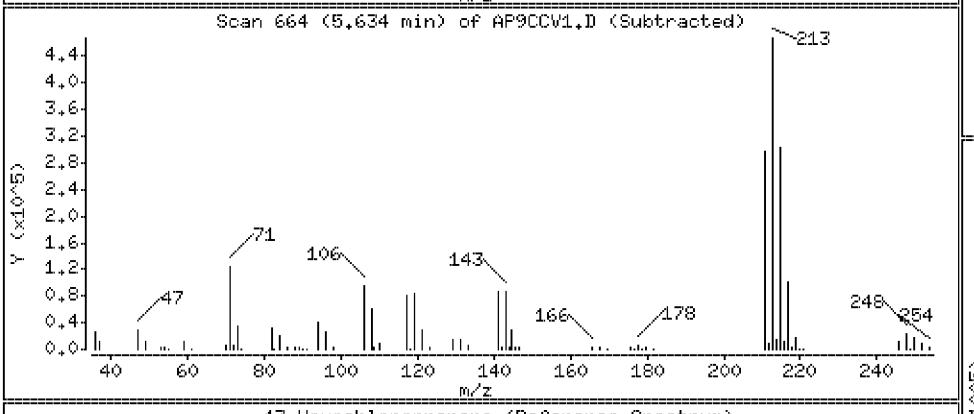

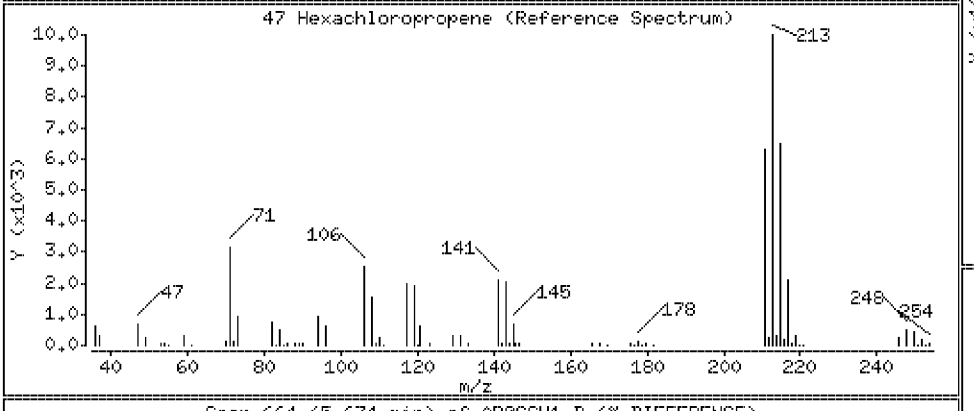

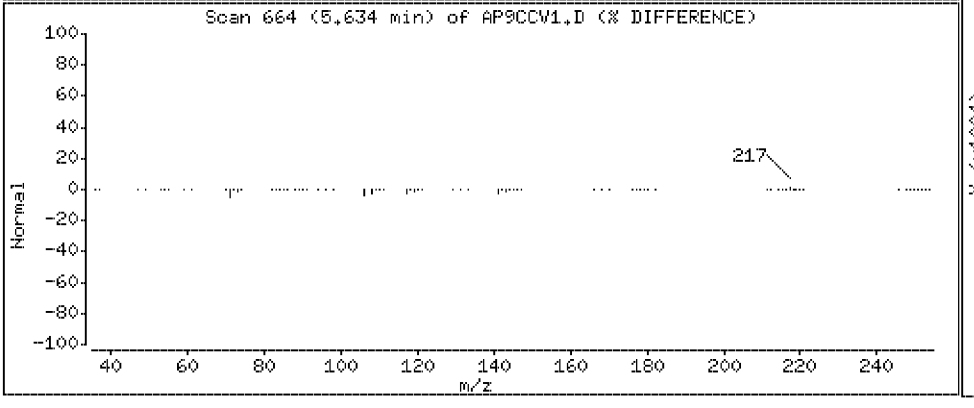

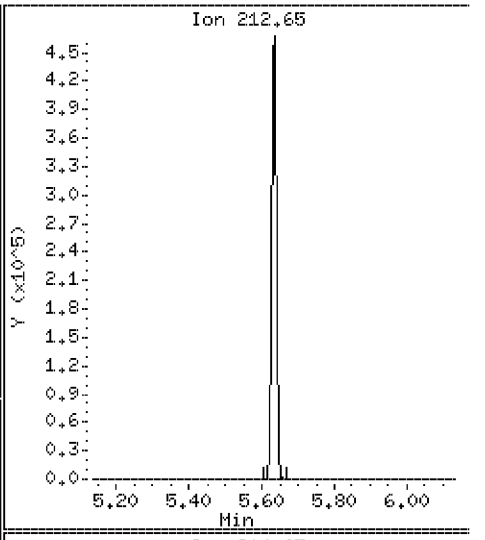

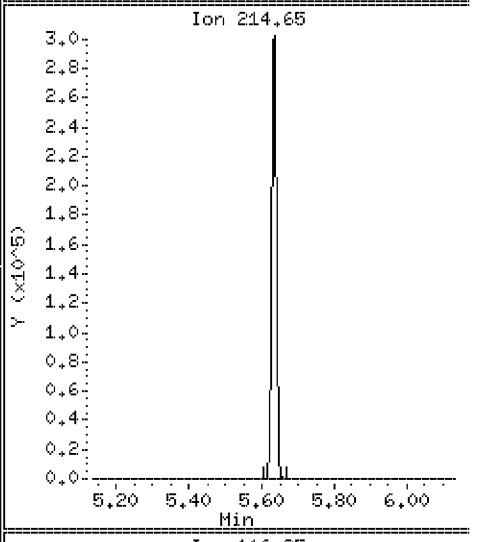

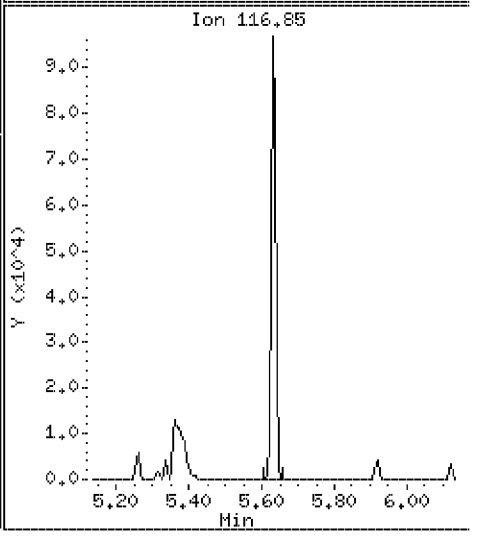

Data File: \\Svecd04\DD\chem\smsd03.i\S3050312.b\AP9CCV1.D

Date : 03-MAY-2012 11:39

Client ID: AP9CCV1 Instrument: smsd03.i

Sample Info: 45958

Purge Volume: 1000.0 Operator: PEL

Column phase: HPMS-5 Column diameter: 0.25

49 N-Nitrosodi-n-butylamine Concentration: 47.0 ug/l

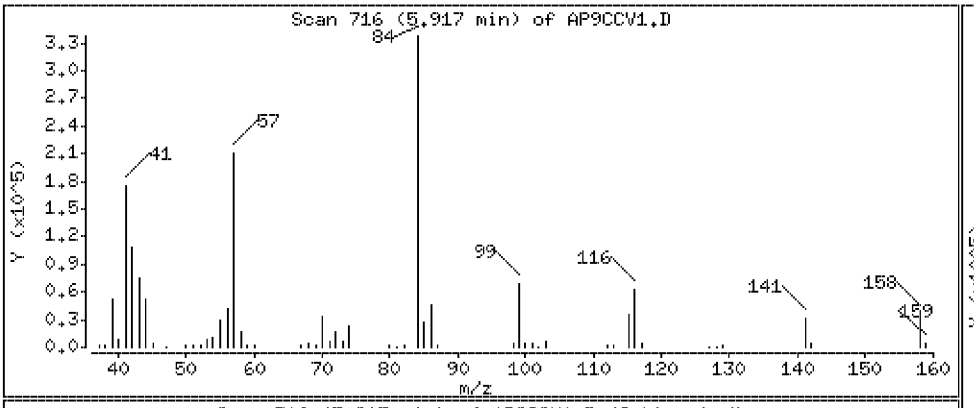

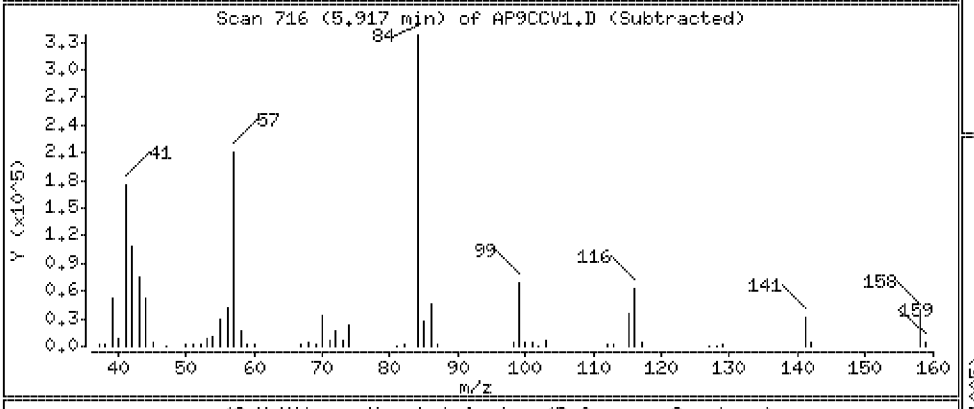

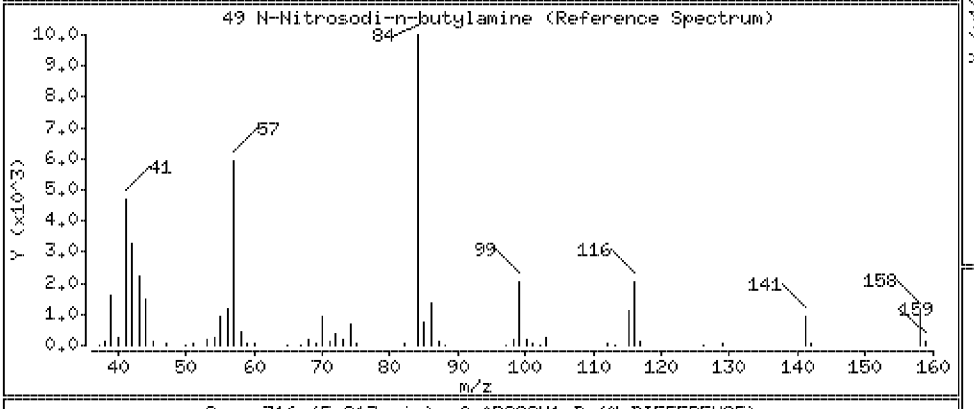

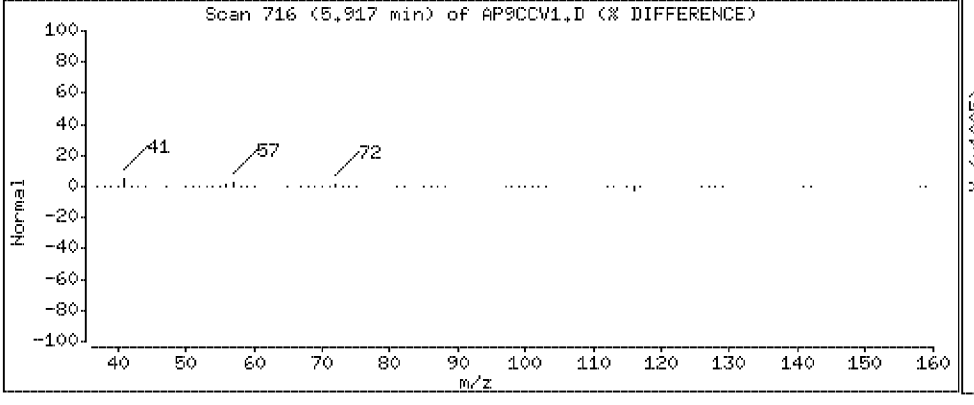

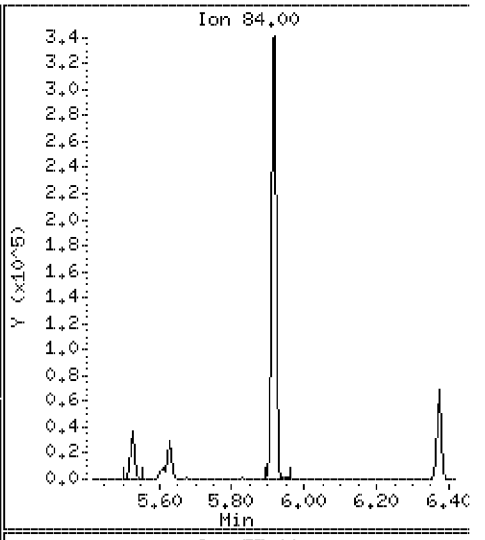

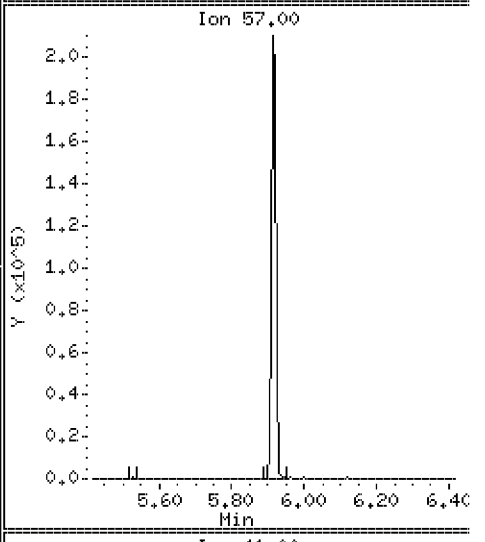

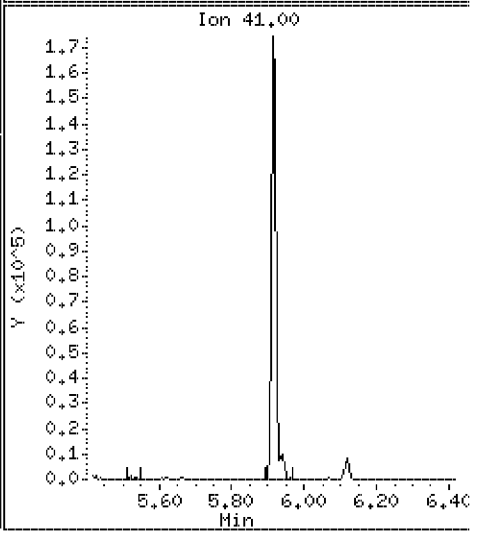

Data File: \\Svecd04\DD\chem\smsd03.i\S3050312.b\AP9CCV1.D

Date : 03-MAY-2012 11:39

Client ID: AP9CCV1 Instrument: smsd03.i

Sample Info: 45958

Purge Volume: 1000.0 Operator: PEL

Column phase: HPMS-5 Column diameter: 0.25

52 Isosafrole Concentration: 46.1 ug/l

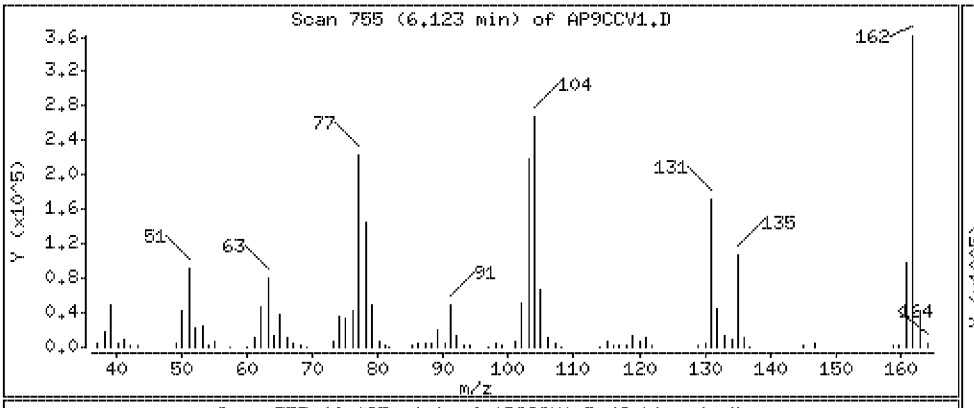

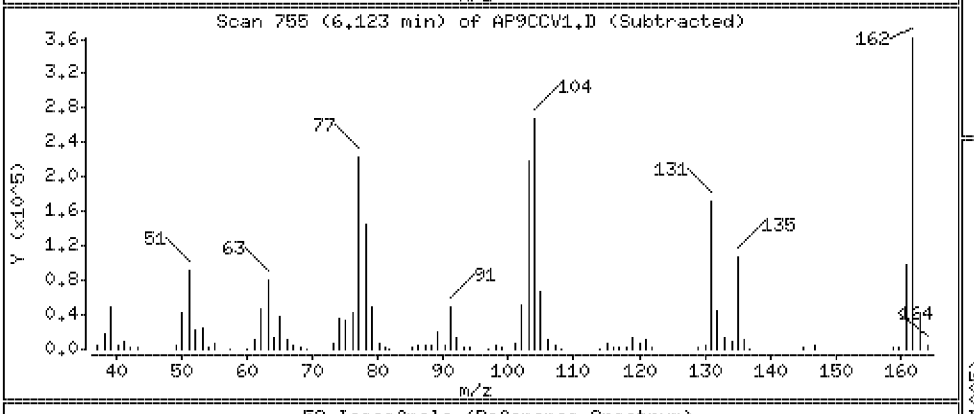

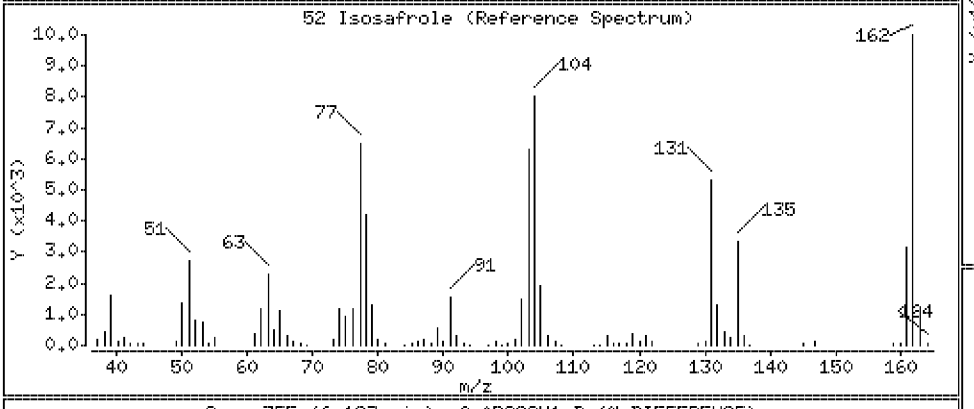

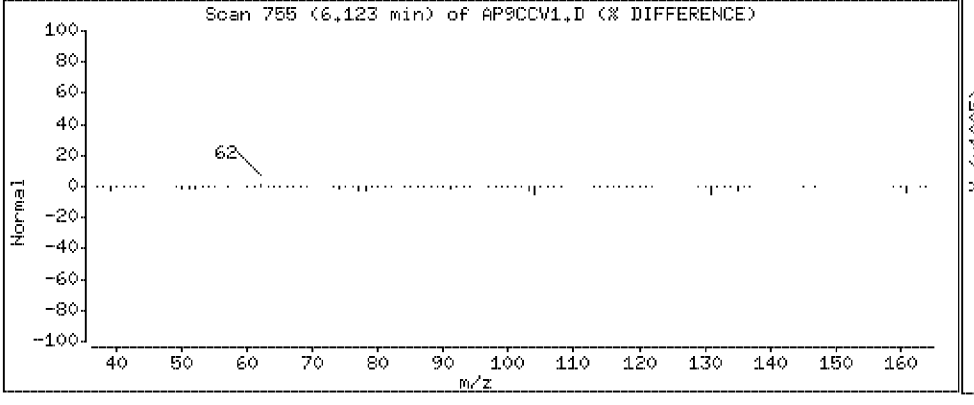

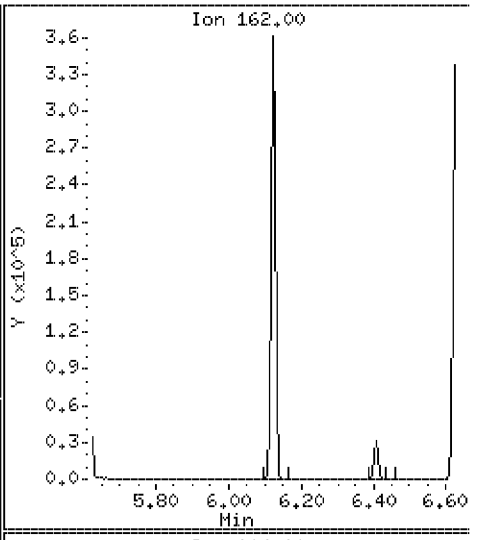

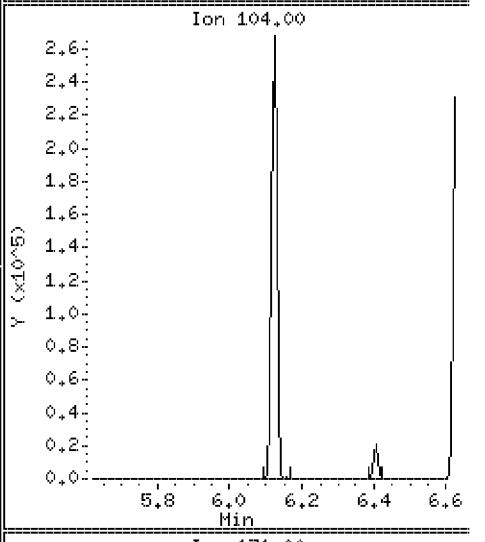

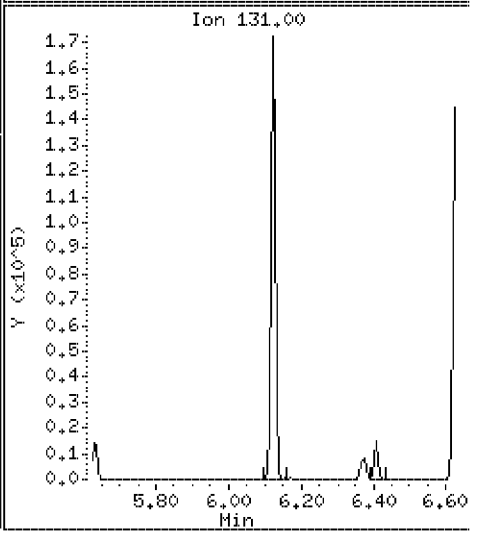

Data File: \\Svecd04\DD\chem\smsd03.i\S3050312.b\AP9CCV1.D

Date : 03-MAY-2012 11:39

Client ID: AP9CCV1 Instrument: smsd03.i

Sample Info: 45958

Purge Volume: 1000.0 Operator: PEL

Column phase: HPMS-5 Column diameter: 0.25

56 1,2,4,5-Tetrachlorobenzene Concentration: 46.6 ug/l

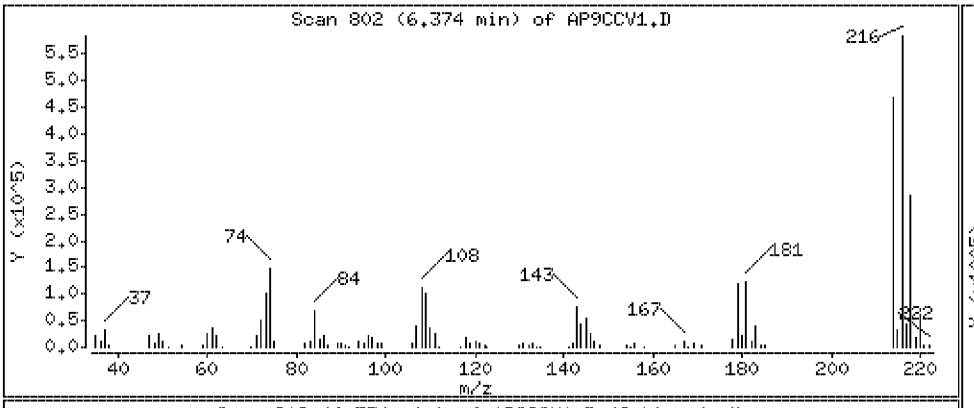

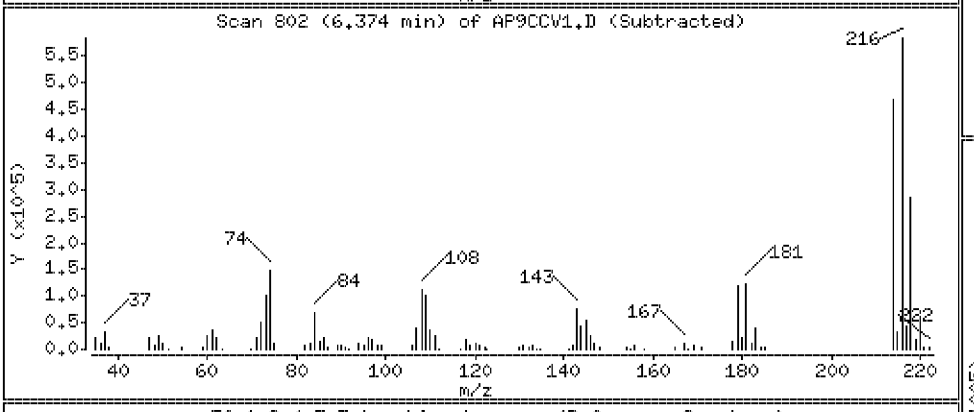

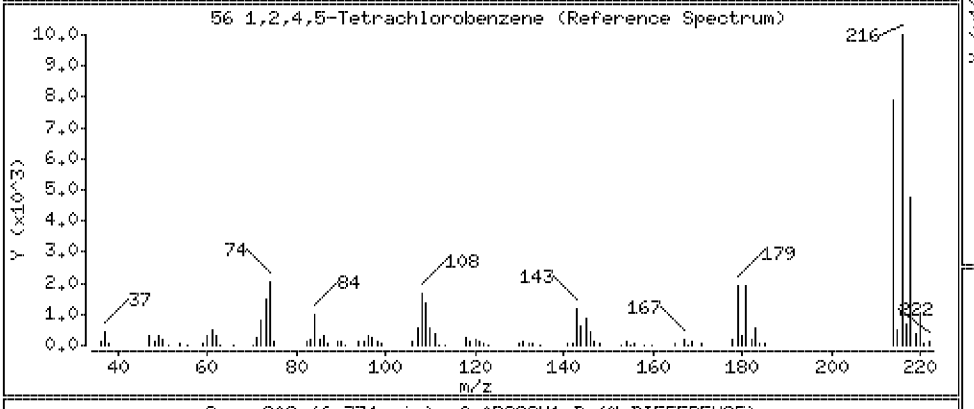

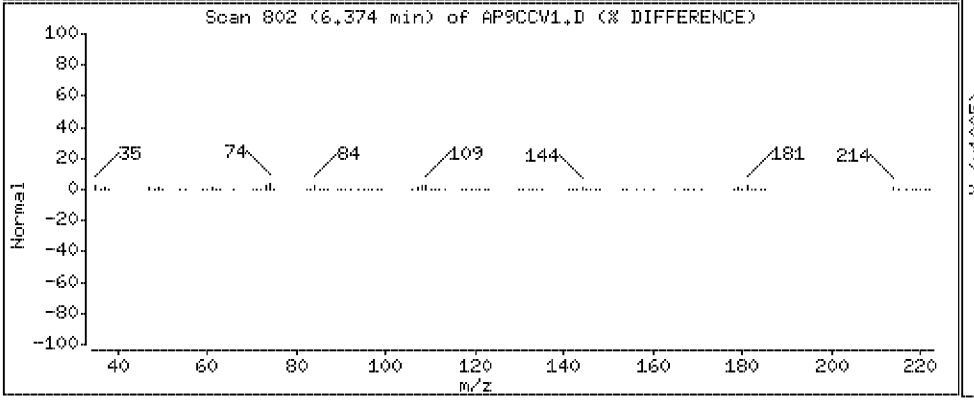

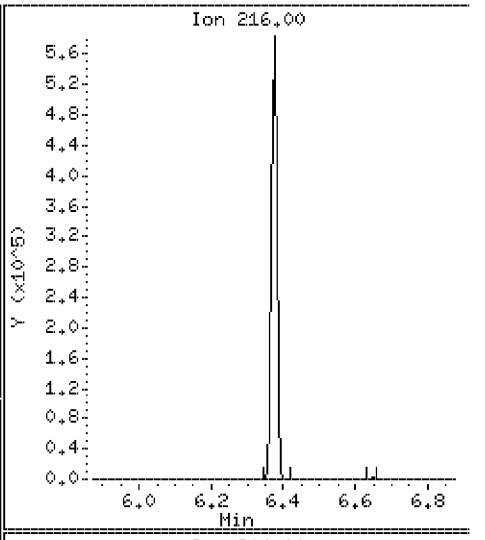

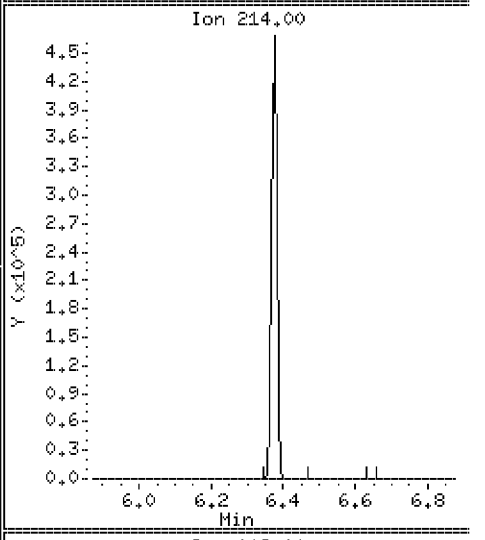

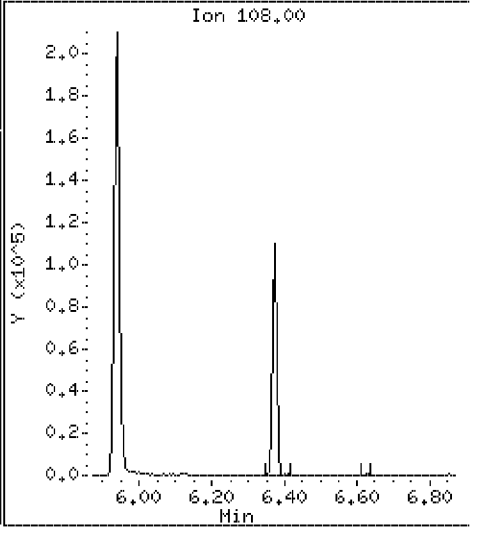

Data File: \\Svecd04\DD\chem\smsd03.i\S3050312.b\AP9CCV1.D

Date : 03-MAY-2012 11:39

Client ID: AP9CCV1 | Instrument: smsd03.i

Sample Info: 45958

Purge Volume: 1000.0 | Operator: PEL

Column phase: HPMS-5 | Column diameter: 0.25

60 Safrole | Concentration: 47.2 ug/l

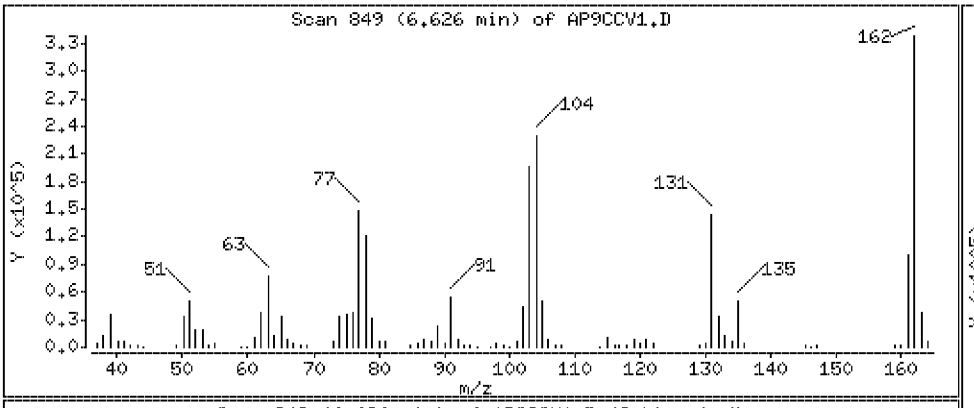

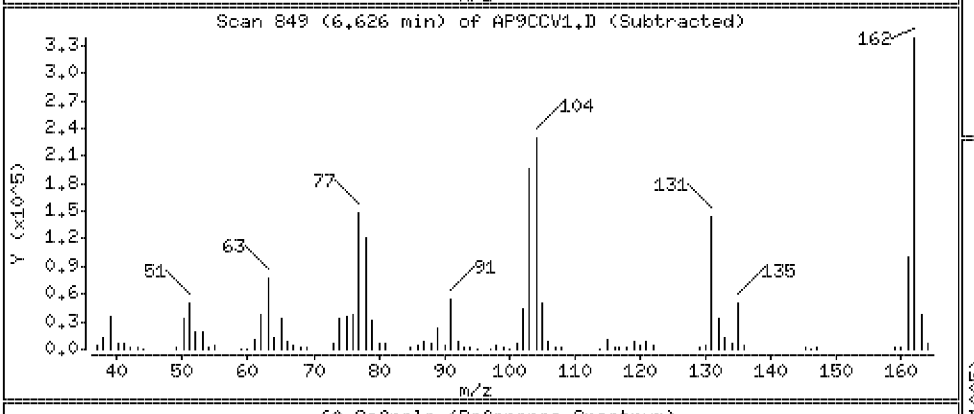

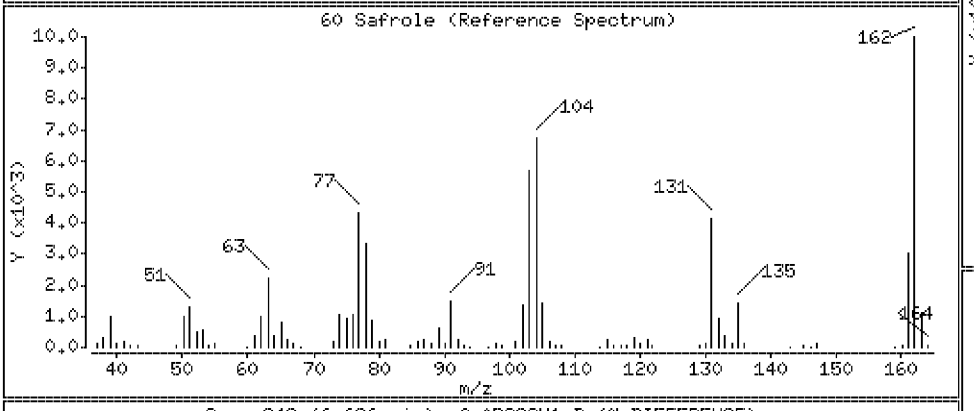

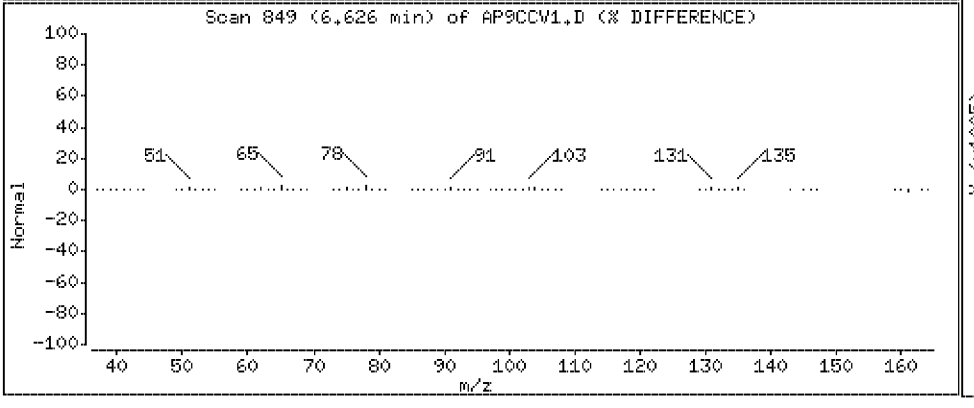

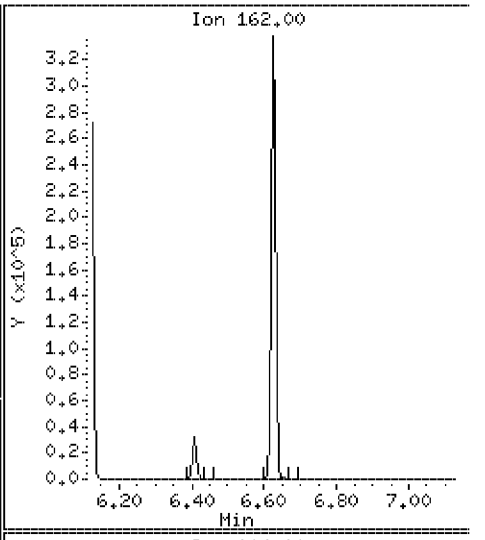

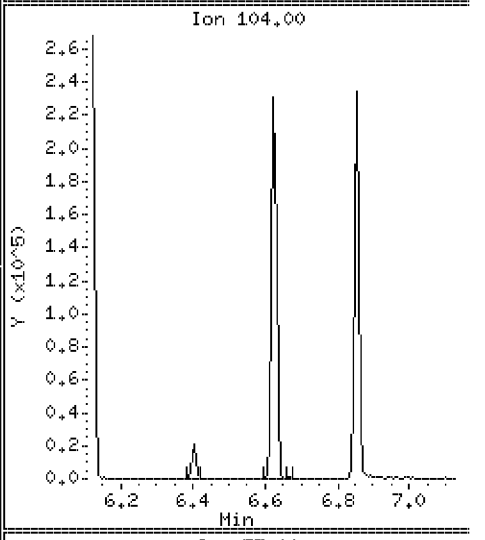

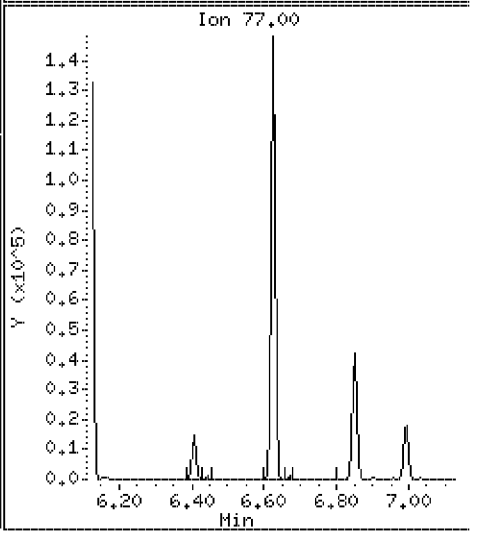

Data File: \\Svecd04\DD\chem\smsd03.i\S3050312.b\AP9CCV1.D

Date : 03-MAY-2012 11:39

Client ID: AP9CCV1 Instrument: smsd03.i

Sample Info: 45958

Purge Volume: 1000.0 Operator: PEL

Column phase: HPMS-5 Column diameter: 0.25

64 1,4-Naphthoquinone Concentration: 48.7 ug/l

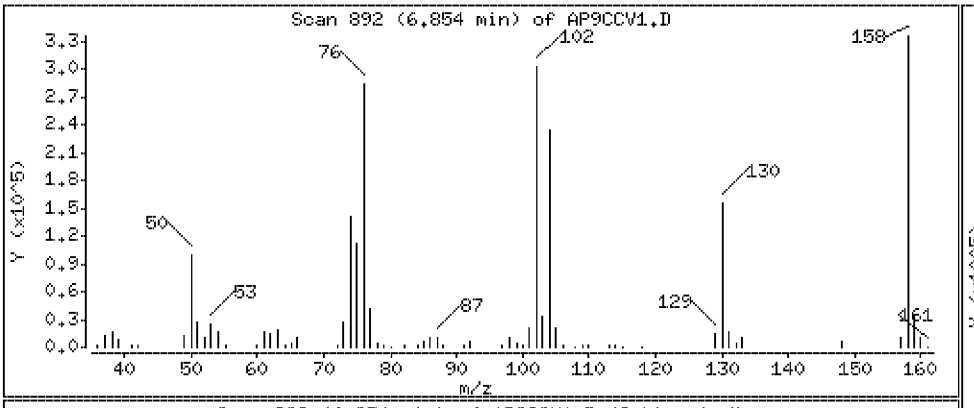

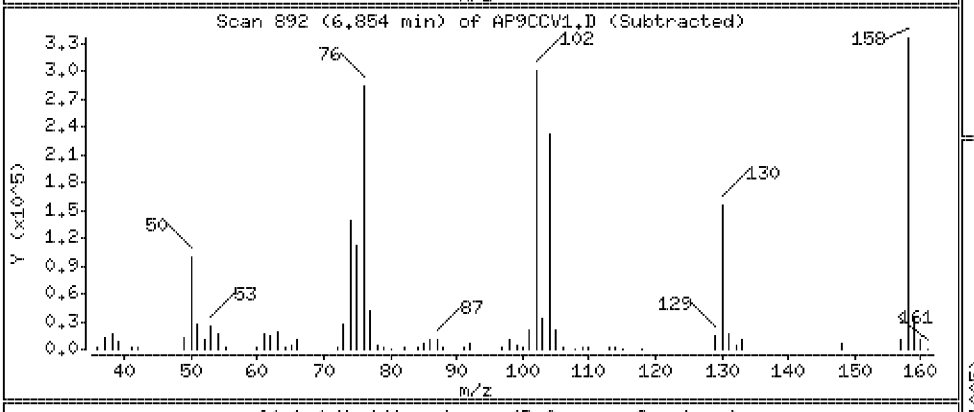

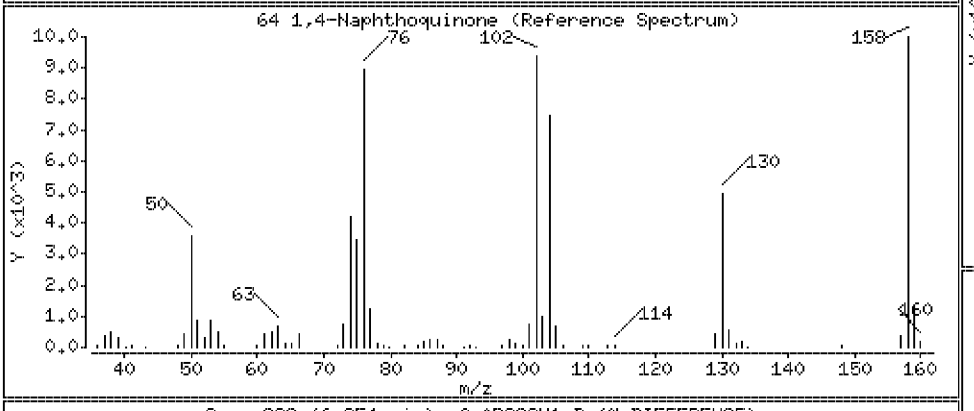

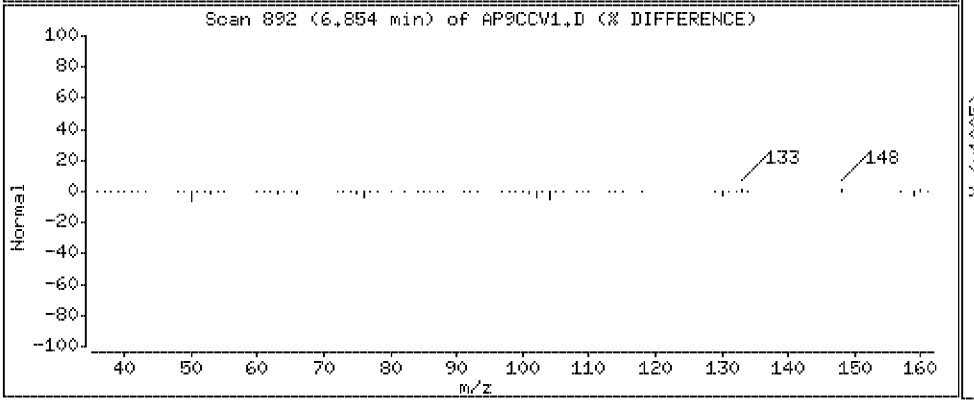

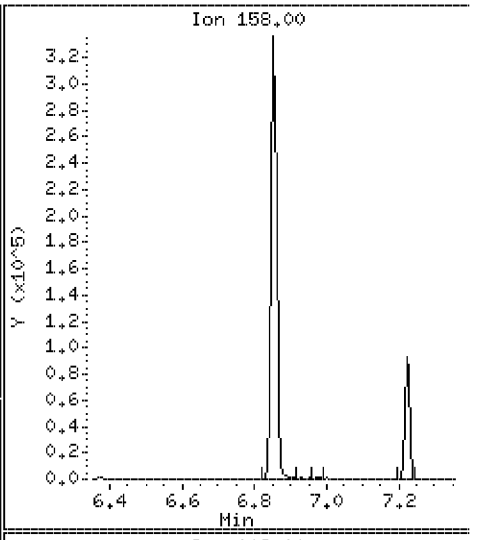

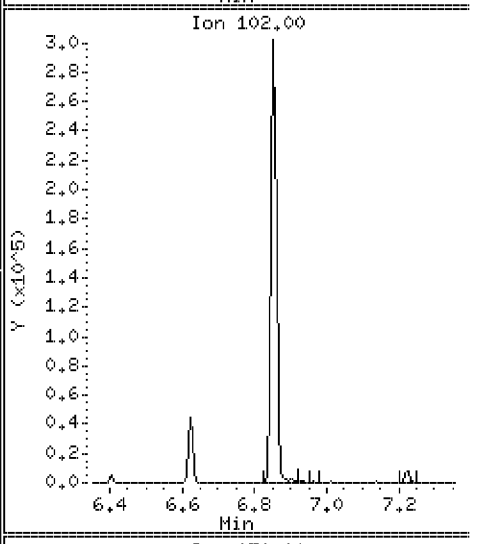

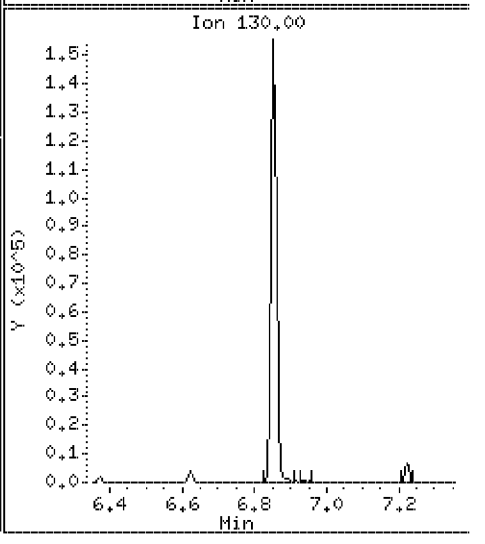

Data File: \\Svecd04\DD\chem\smsd03.i\S3050312.b\AP9CCV1.D

Date : 03-MAY-2012 11:39

Client ID: AP9CCV1 | Instrument: smsd03.i

Sample Info: 45958

Purge Volume: 1000.0 | Operator: PEL

Column phase: HPMS-5 | Column diameter: 0.25

66 1,3-Dinitrobenzene | Concentration: 48.2 ug/l

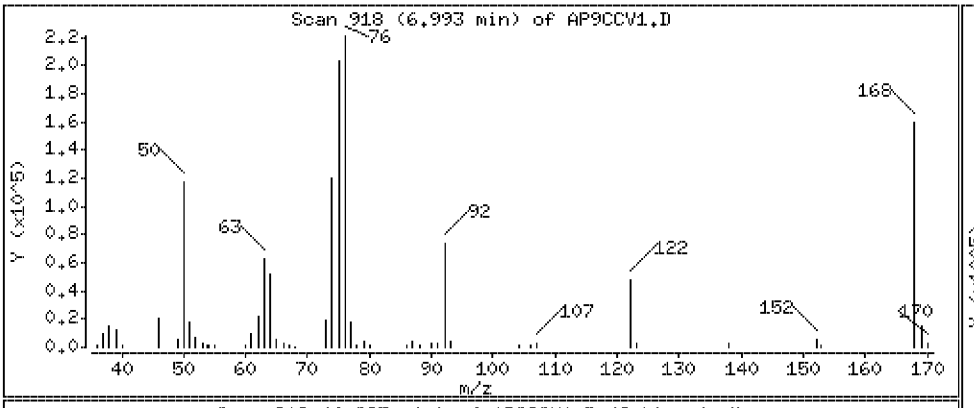

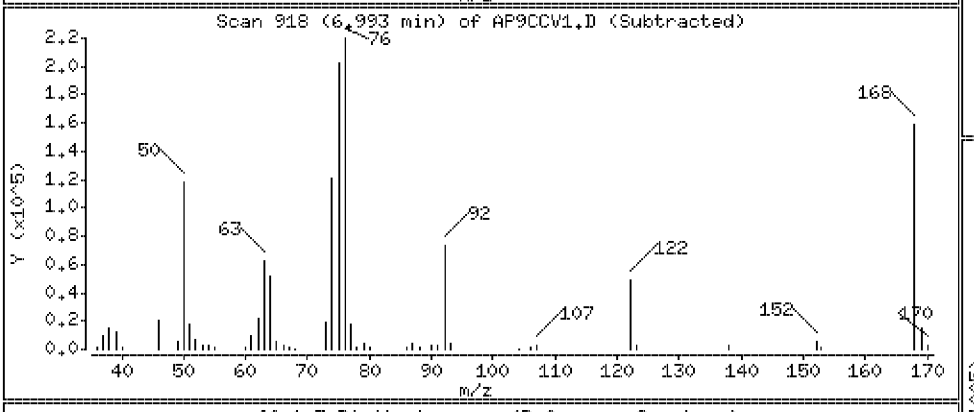

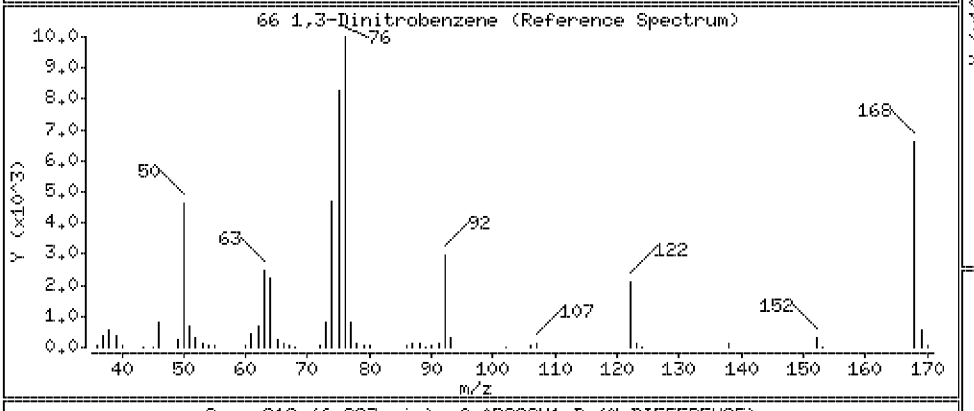

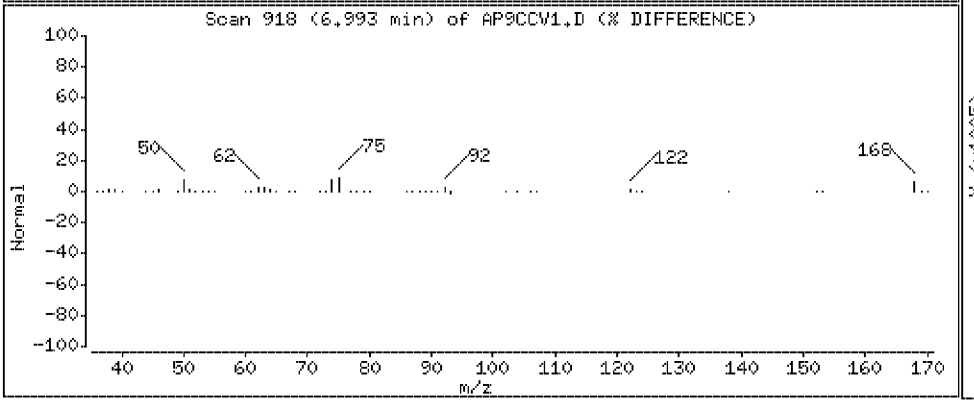

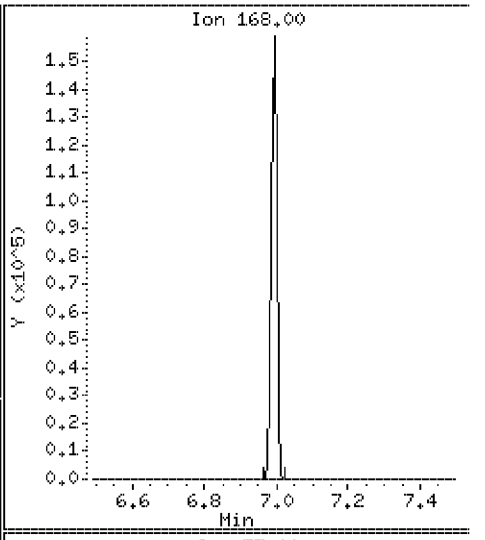

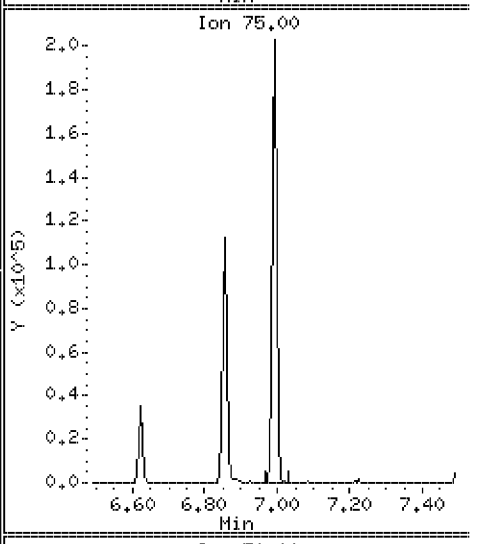

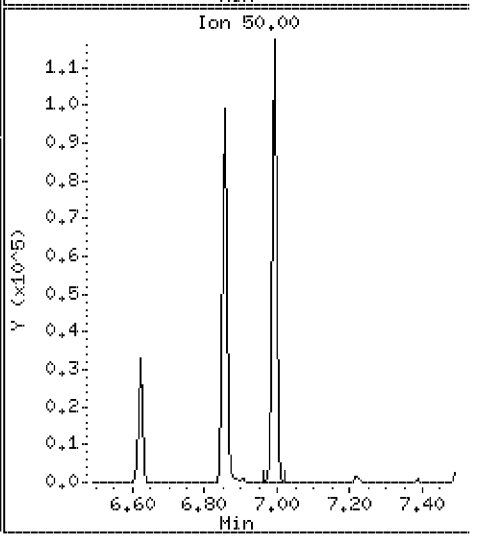

Data File: \\Svecd04\DD\chem\smsd03.i\S3050312.b\AP9CCV1.D

Date : 03-MAY-2012 11:39

Client ID: AP9CCV1 Instrument: smsd03.i

Sample Info: 45958

Purge Volume: 1000.0 Operator: PEL

Column phase: HPMS-5 Column diameter: 0.25

73 Pentachlorobenzene Concentration: 46.8 ug/l

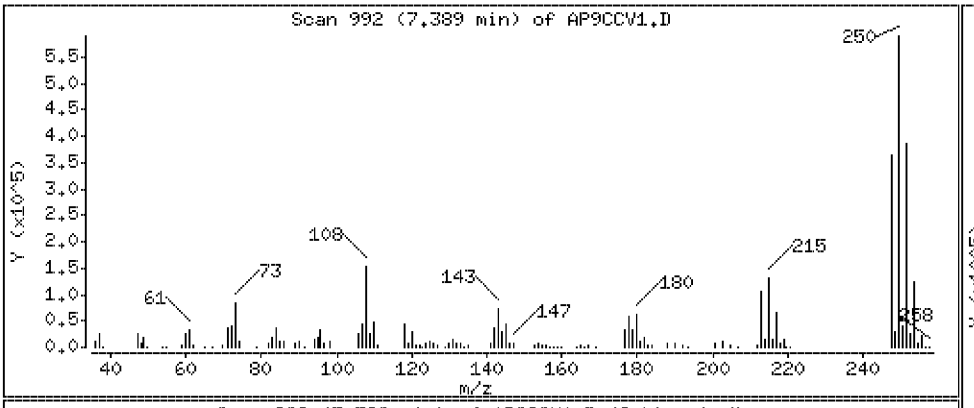

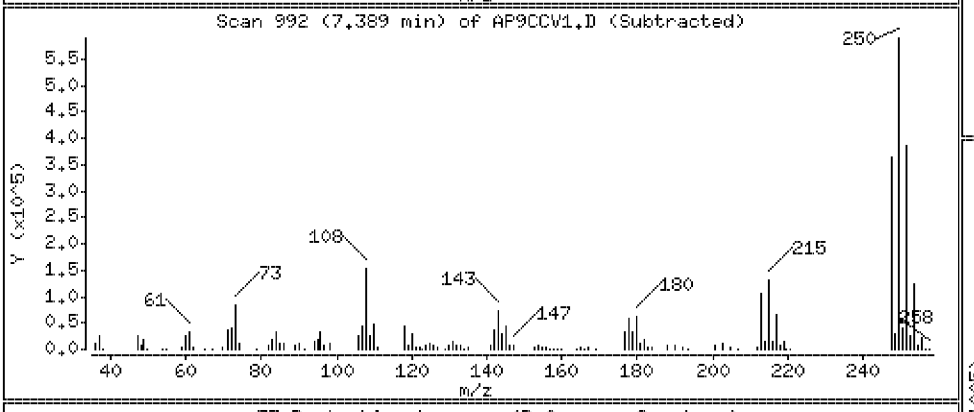

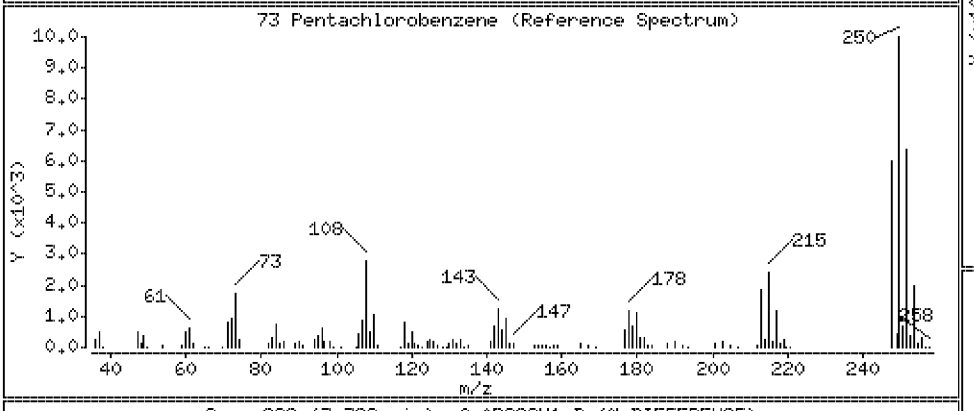

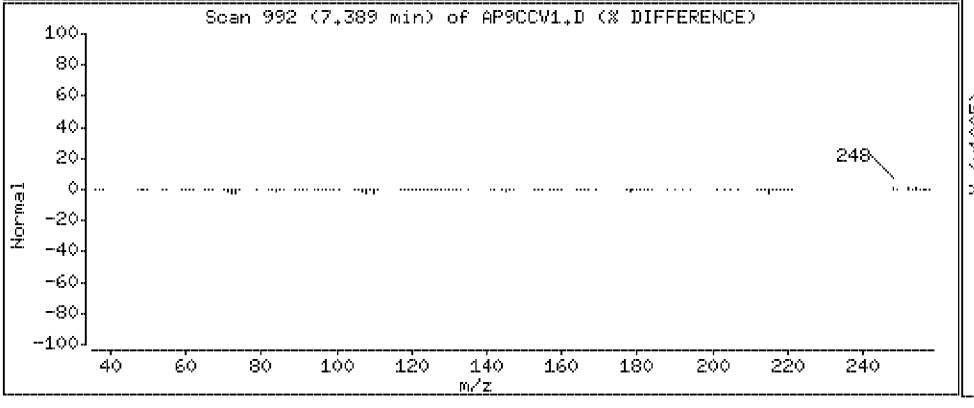

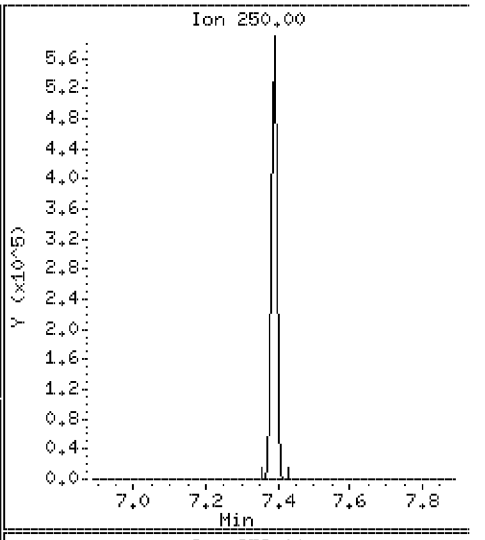

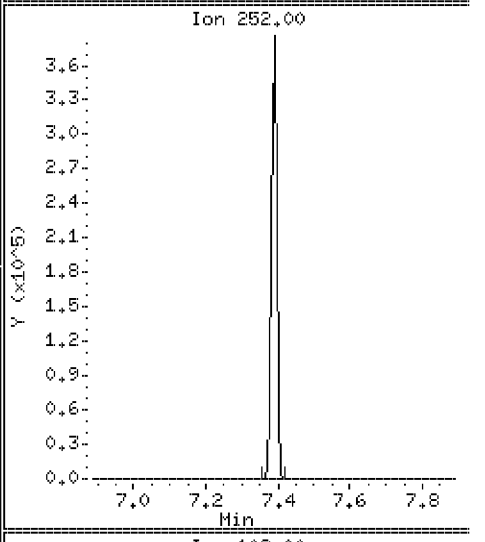

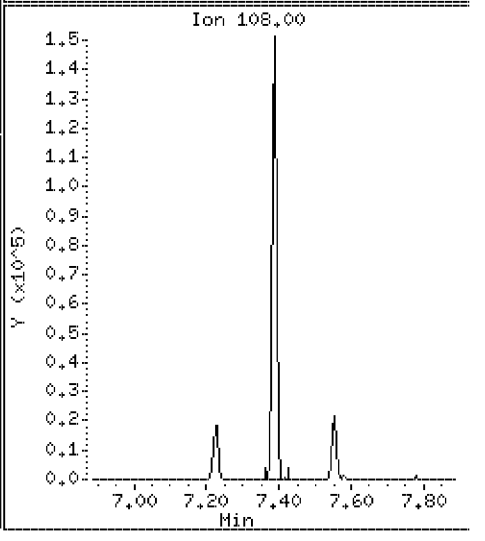

Data File: \\Svecd04\DD\chem\smsd03.i\S3050312.b\AP9CCV1.D

Date : 03-MAY-2012 11:39

Client ID: AP9CCV1 Instrument: smsd03.i

Sample Info: 45958

Purge Volume: 1000.0 Operator: PEL

Column phase: HPMS-5 Column diameter: 0.25

77 1-Naphthylamine Concentration: 45.7 ug/l

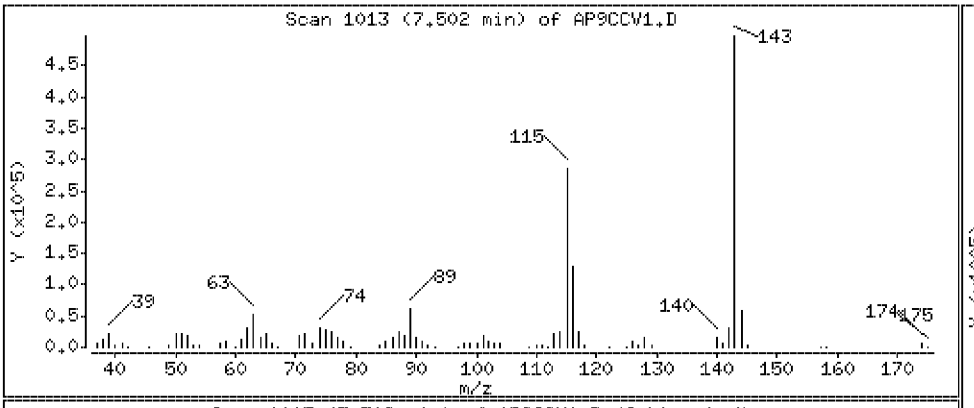

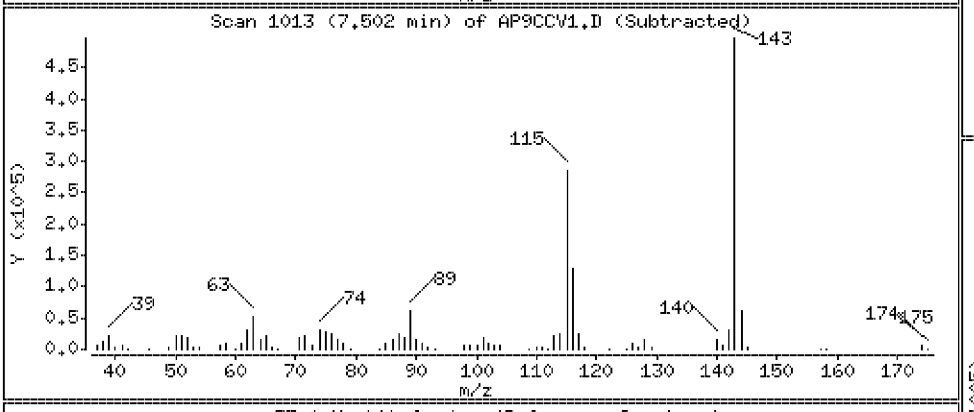

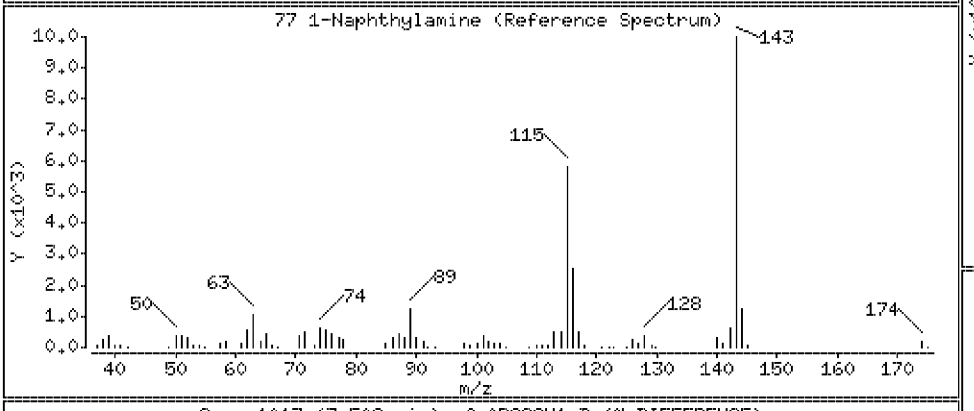

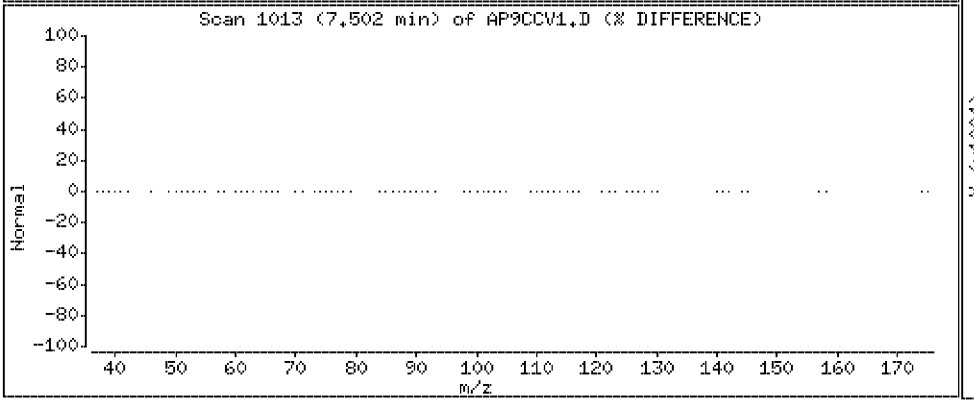

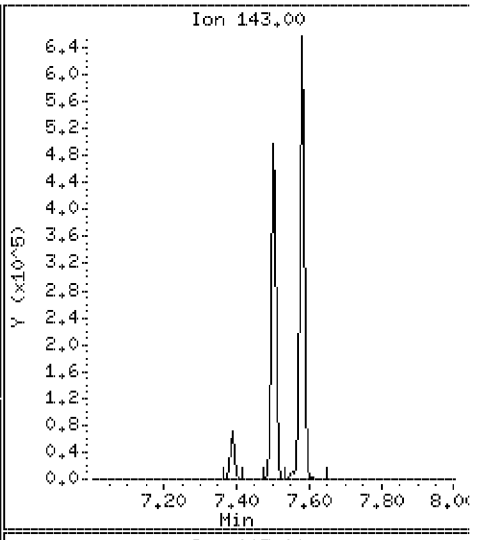

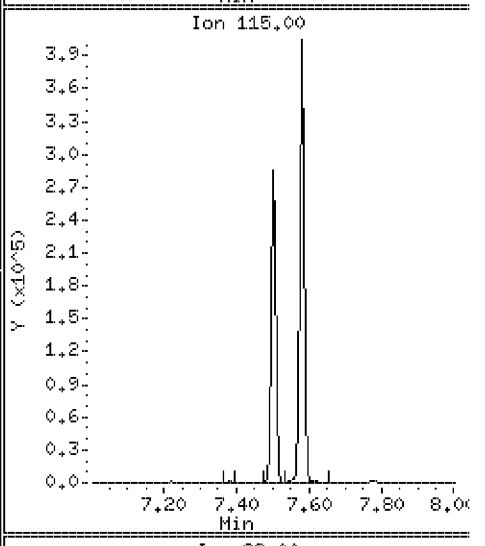

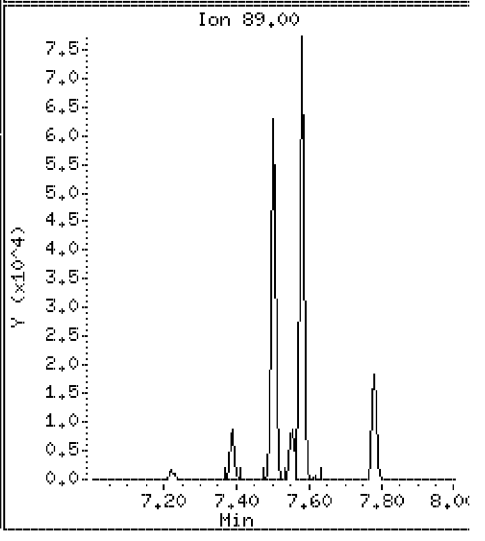

Data File: \\Svecd04\DD\chem\smsd03.i\S3050312.b\AP9CCV1.D

Date : 03-MAY-2012 11:39

Client ID: AP9CCV1 | Instrument: smsd03.i

Sample Info: 45958

Purge Volume: 1000.0 | Operator: PEL

Column phase: HPMS-5 | Column diameter: 0.25

78 2,3,4,6-Tetrachlorophenol | Concentration: 48.7 ug/l

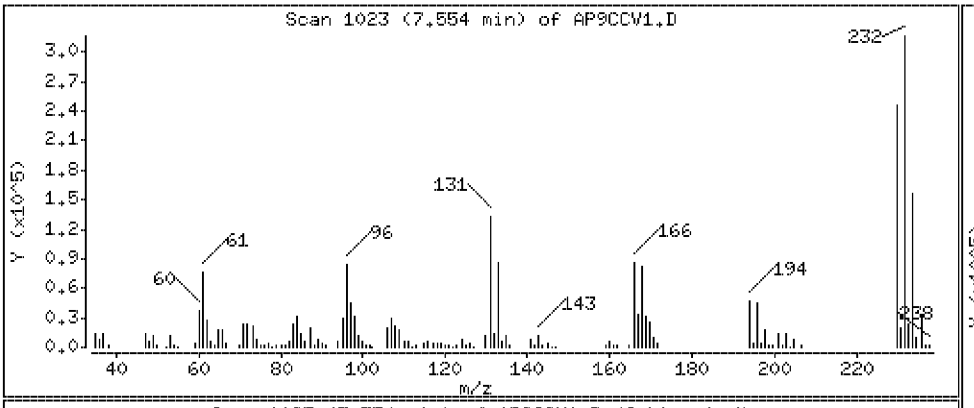

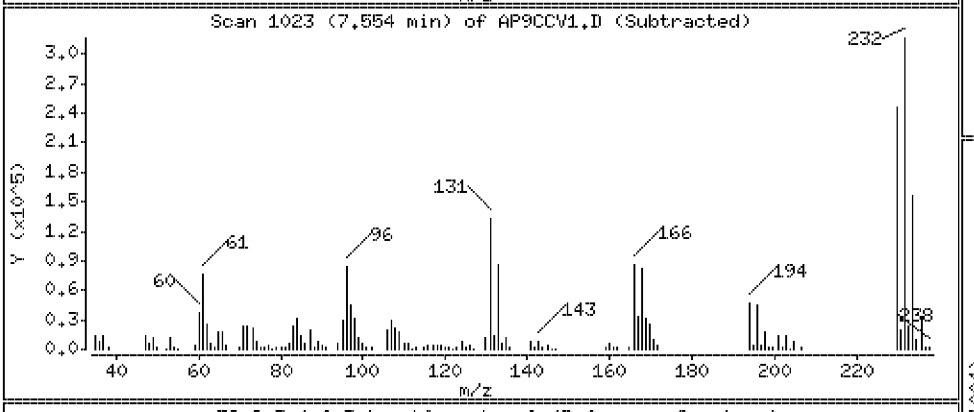

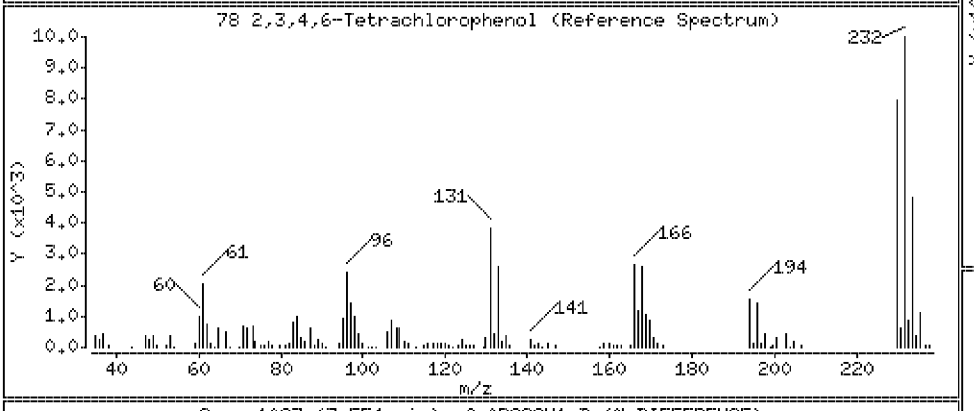

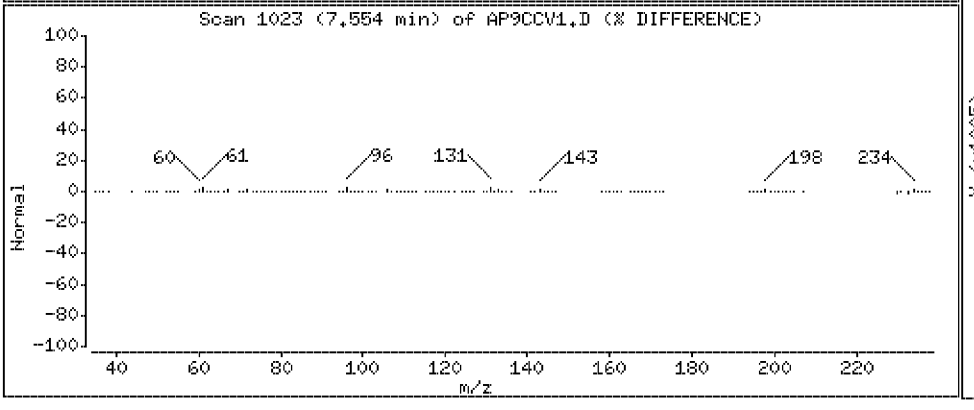

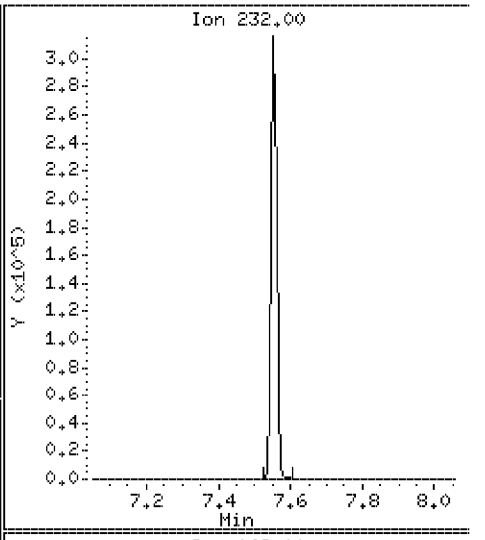

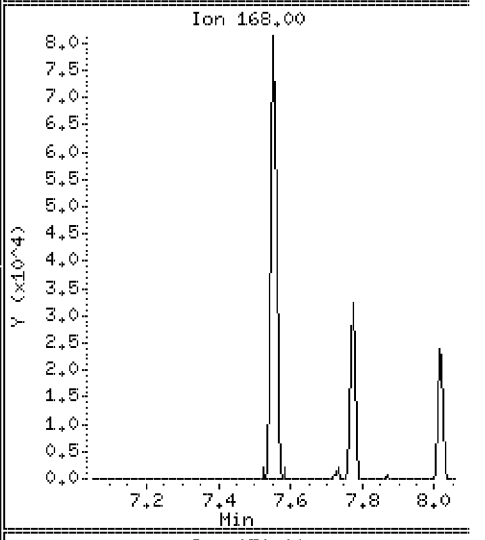

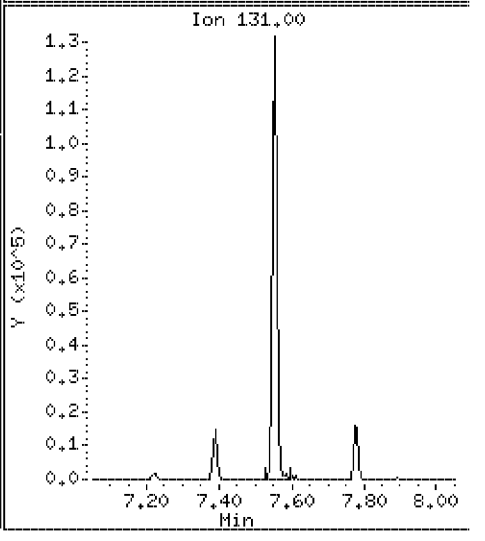

Data File: \\Svecd04\DD\chem\smsd03.i\S3050312.b\AP9CCV1.D

Date : 03-MAY-2012 11:39

Client ID: AP9CCV1

Instrument: smsd03.i

Sample Info: 45958

Purge Volume: 1000.0

Operator: PEL

Column phase: HPMS-5

Column diameter: 0.25

79 2-Naphthylamine

Concentration: 45.3 ug/l

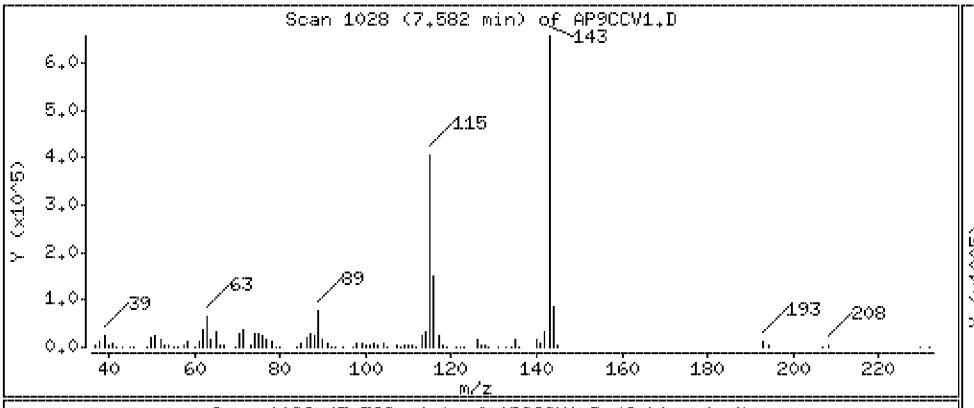

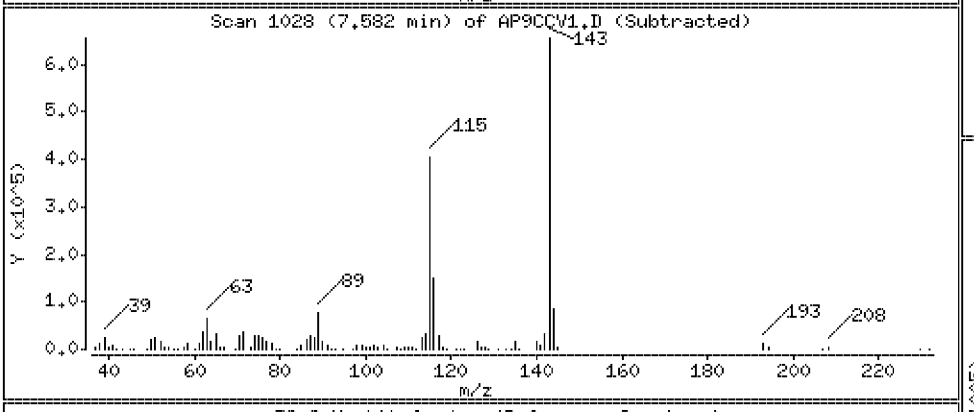

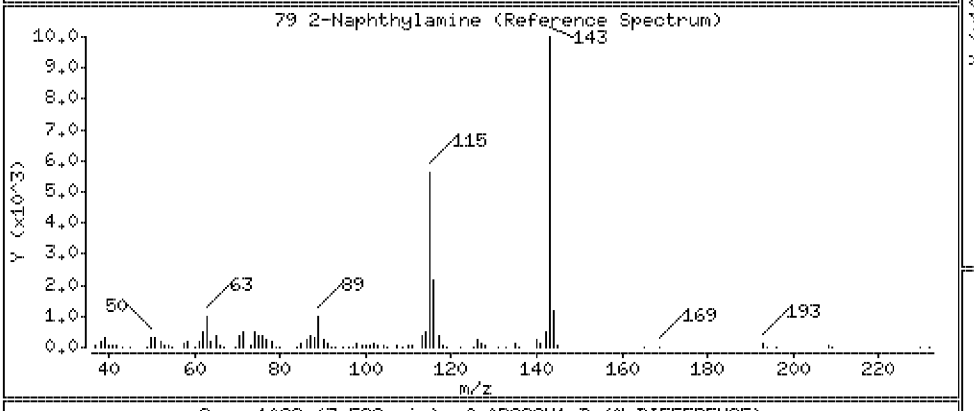

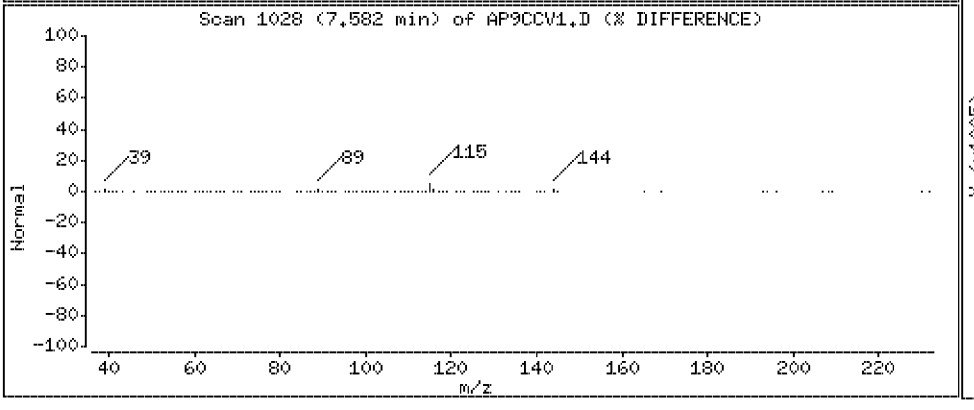

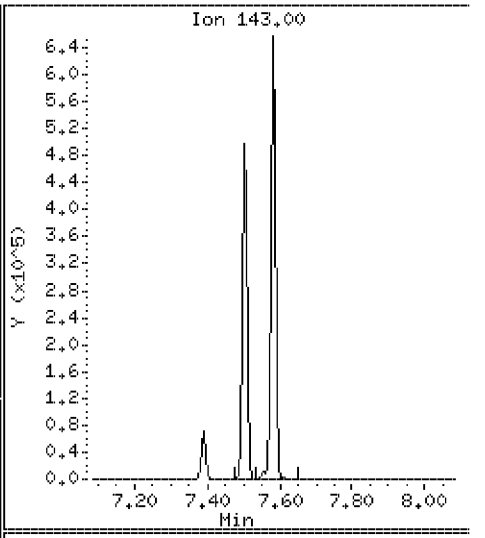

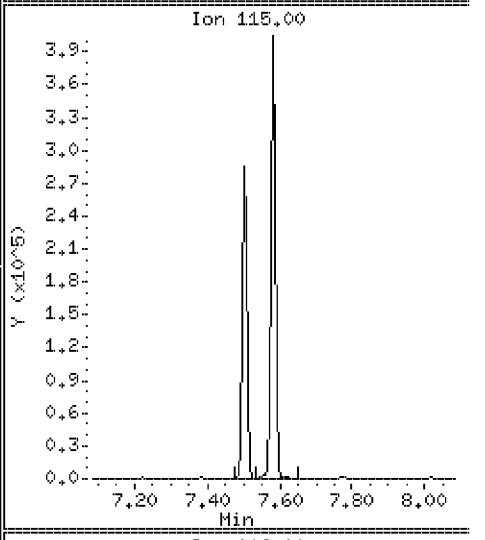

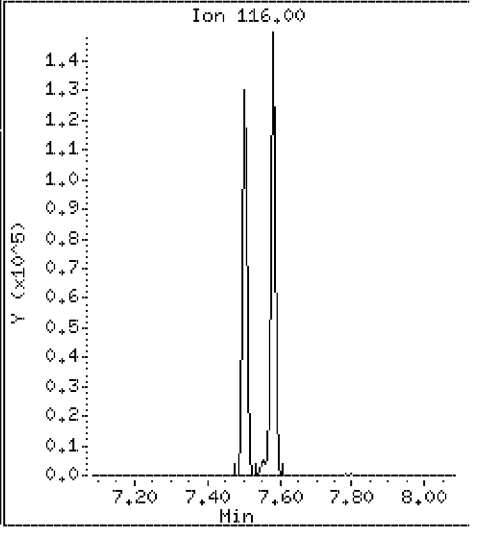

Data File: \\Svecd04\DD\chem\smsd03.i\S3050312.b\AP9CCV1.D

Date : 03-MAY-2012 11:39

Client ID: AP9CCV1 Instrument: smsd03.i

Sample Info: 45958

Purge Volume: 1000.0 Operator: PEL

Column phase: HPMS-5 Column diameter: 0.25

83 5-Nitro-ortho-toluidine Concentration: 47.2 ug/l

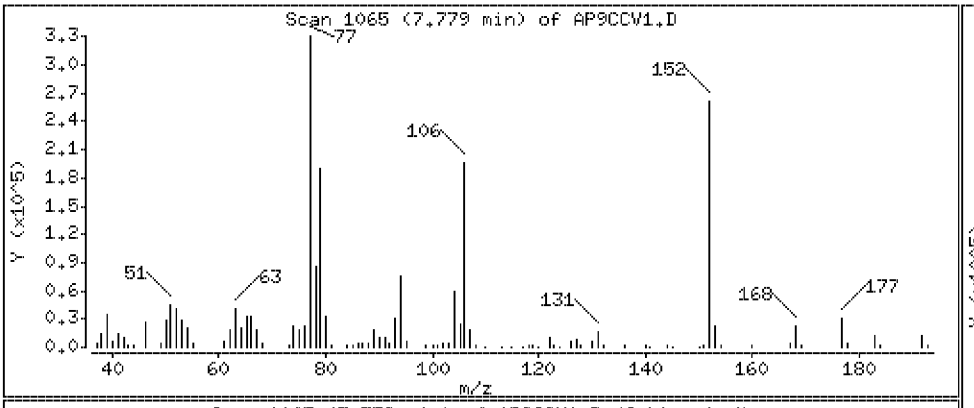

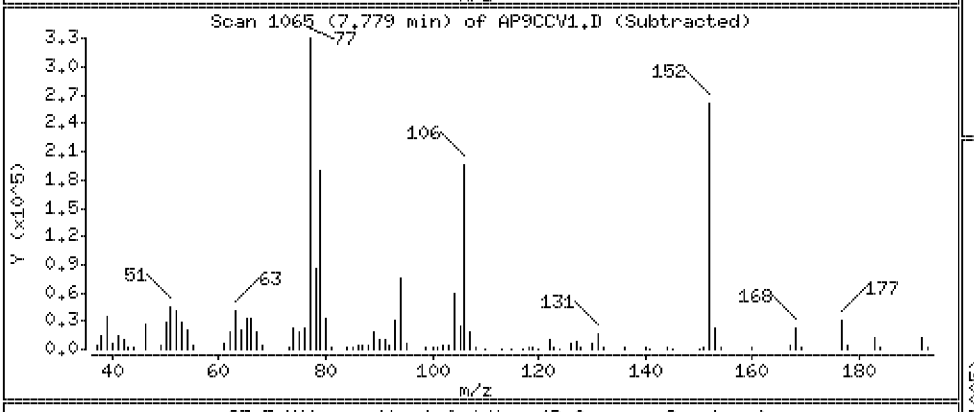

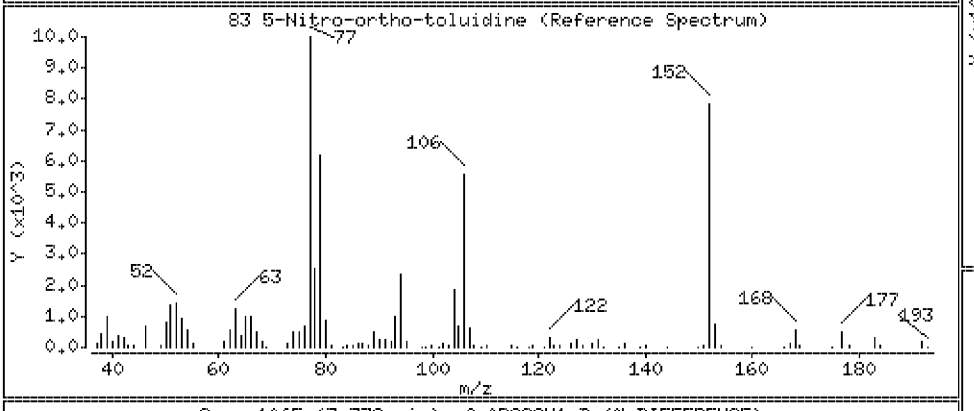

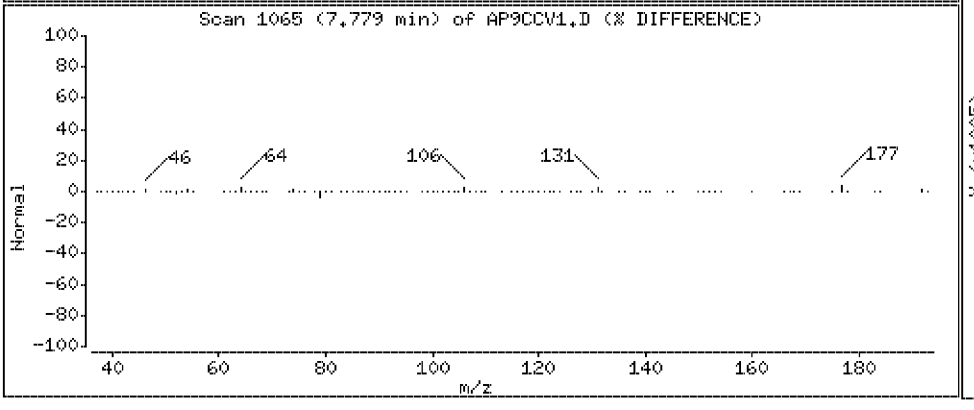

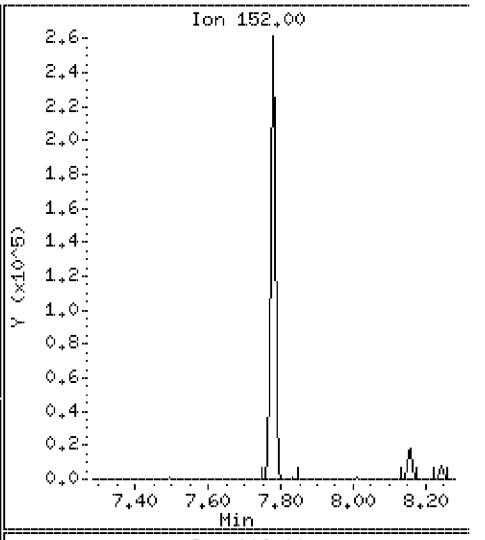

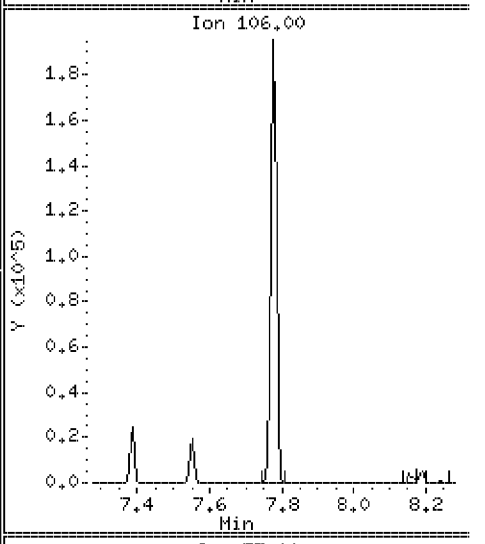

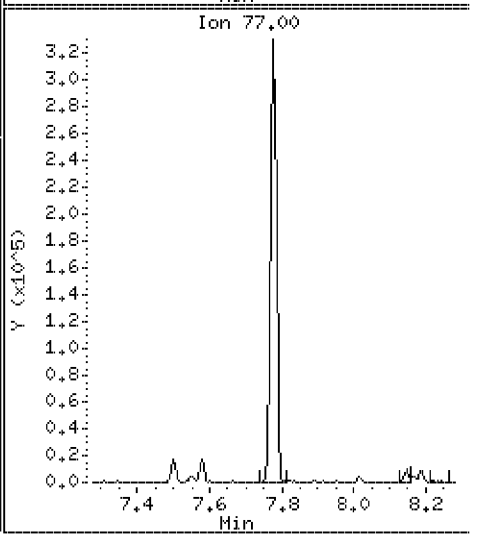

Data File: \\Svecd04\DD\chem\smsd03.i\S3050312.b\AP9CCV1.D

Date : 03-MAY-2012 11:39

Client ID: AP9CCV1 Instrument: smsd03.i

Sample Info: 45958

Purge Volume: 1000.0 Operator: PEL

Column phase: HPMS-5 Column diameter: 0.25

90 1,3,5-Trinitrobenzene Concentration: 47.8 ug/l

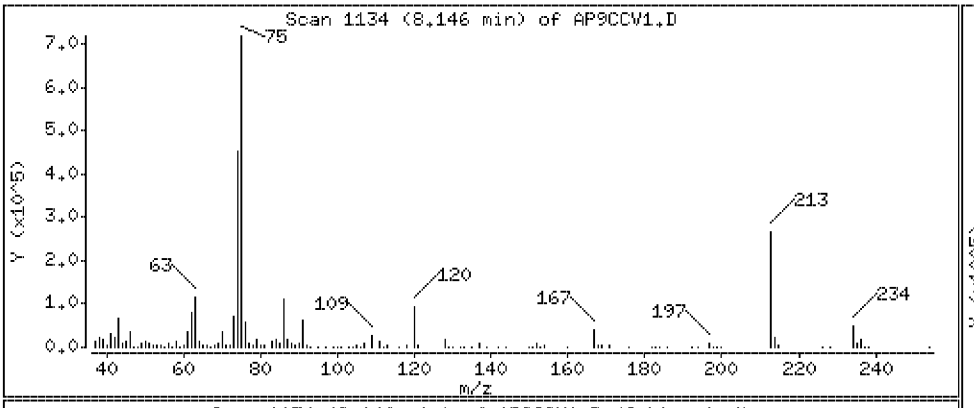

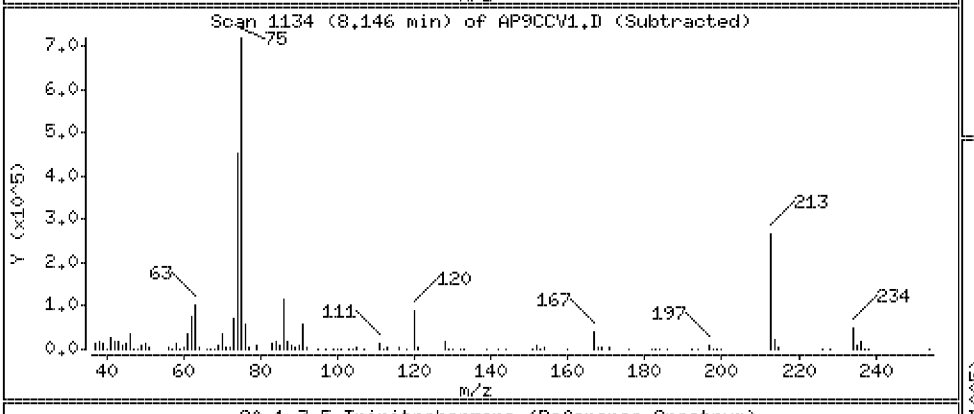

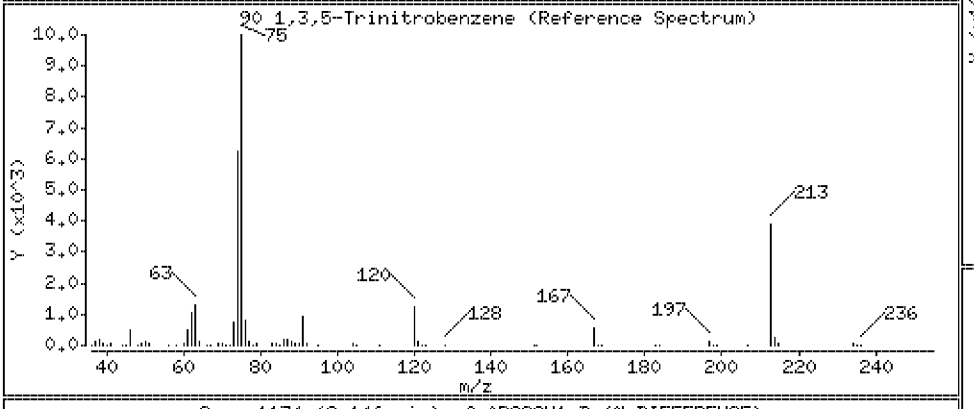

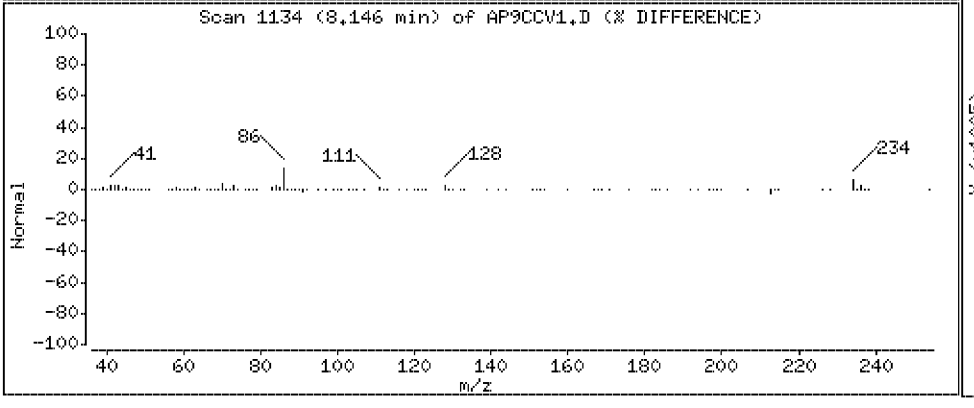

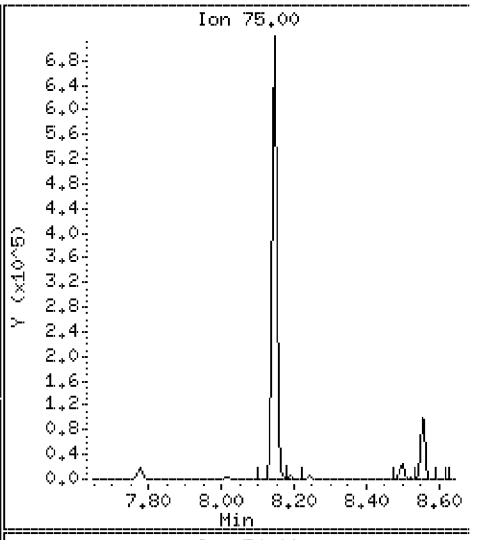

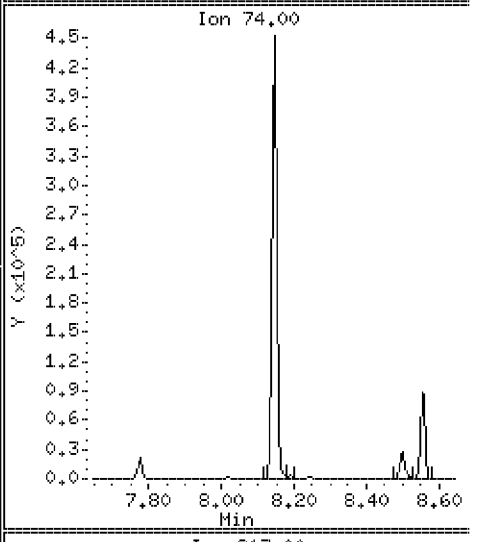

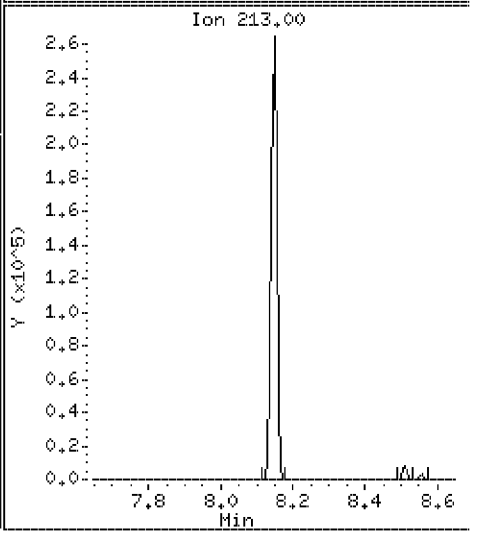

Data File: \\Svecd04\DD\chem\smsd03.i\S3050312.b\AP9CCV1.D

Date : 03-MAY-2012 11:39

Client ID: AP9CCV1

Instrument: smsd03.i

Sample Info: 45958

Purge Volume: 1000.0

Operator: PEL

Column phase: HPMS-5

Column diameter: 0.25

89 Diallate

Concentration: 46.9 ug/l

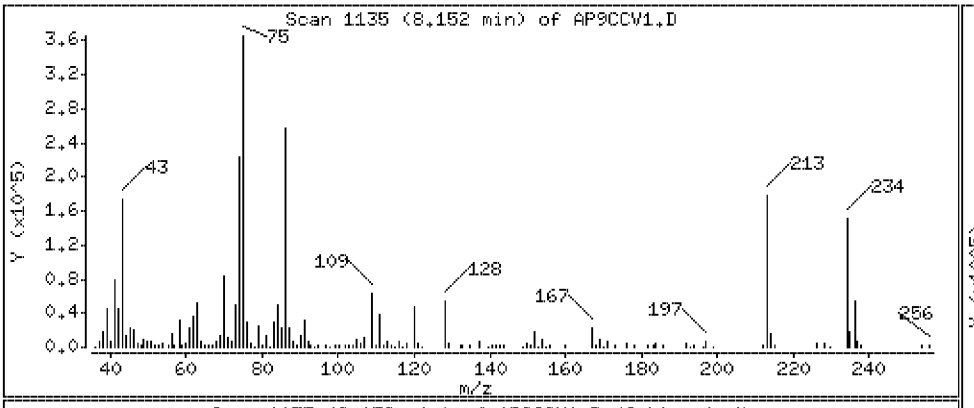

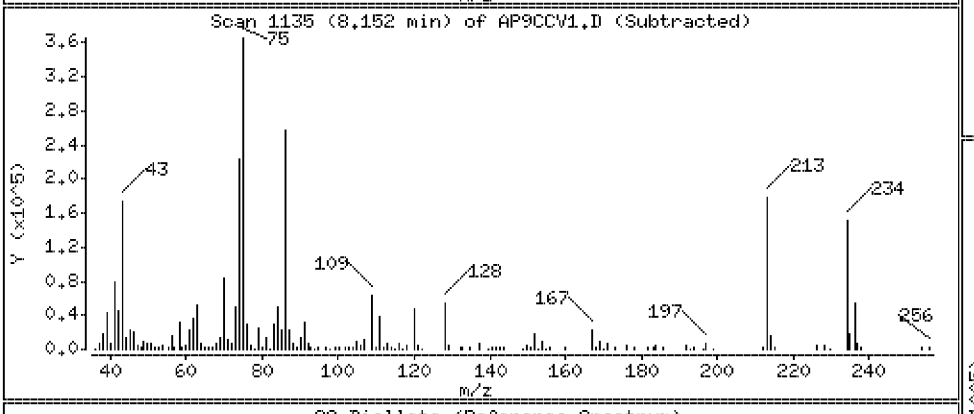

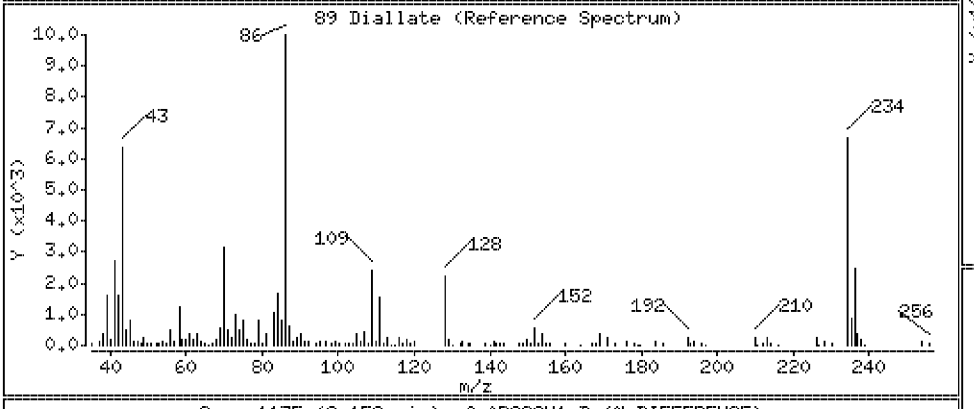

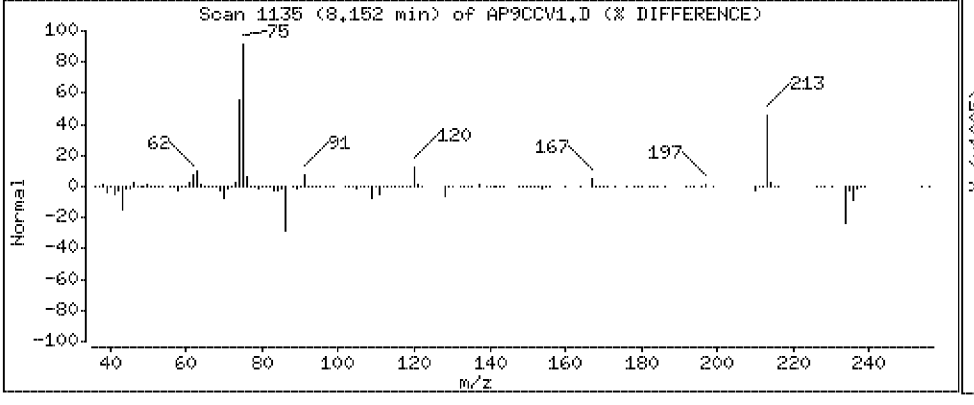

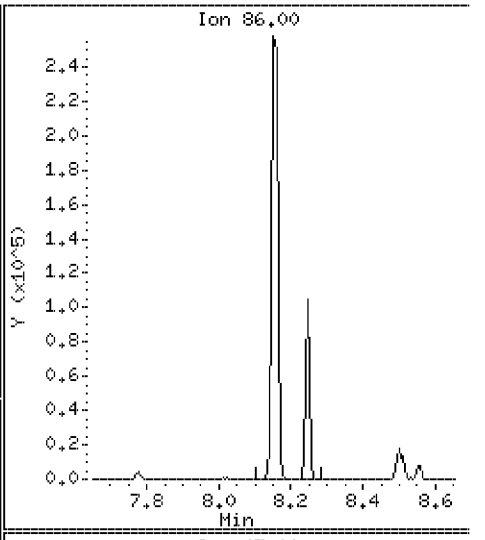

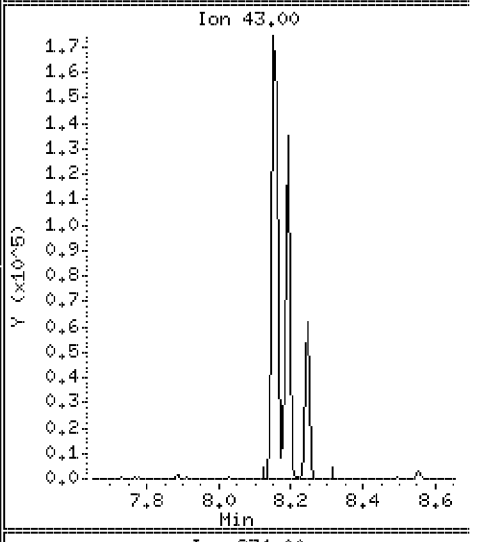

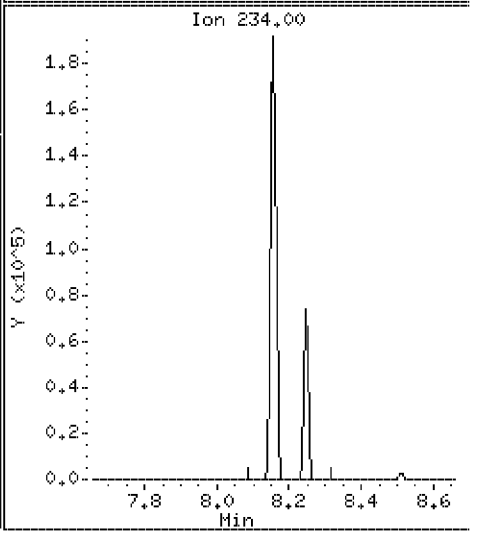

Data File: \\Svecd04\DD\chem\smsd03.i\S3050312.b\AP9CCV1.D

Date : 03-MAY-2012 11:39

Client ID: AP9CCV1 Instrument: smsd03.i

Sample Info: 45958

Purge Volume: 1000.0 Operator: PEL

Column phase: HPMS-5 Column diameter: 0.25

92 Phenacetin Concentration: 45.2 ug/l

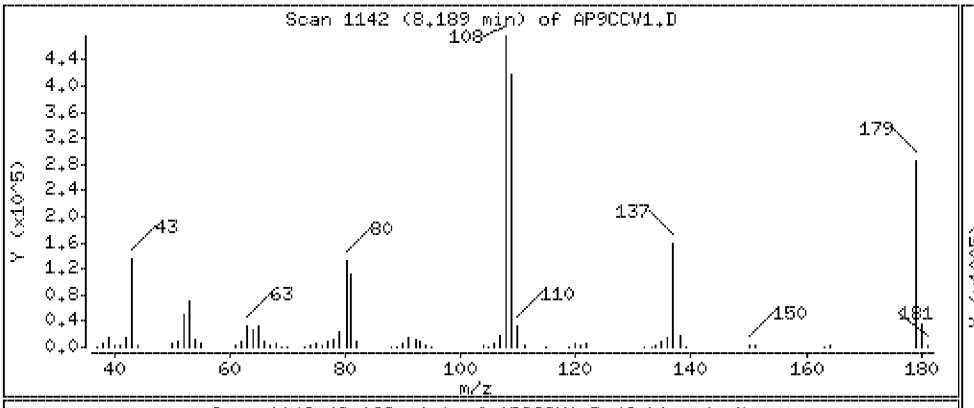

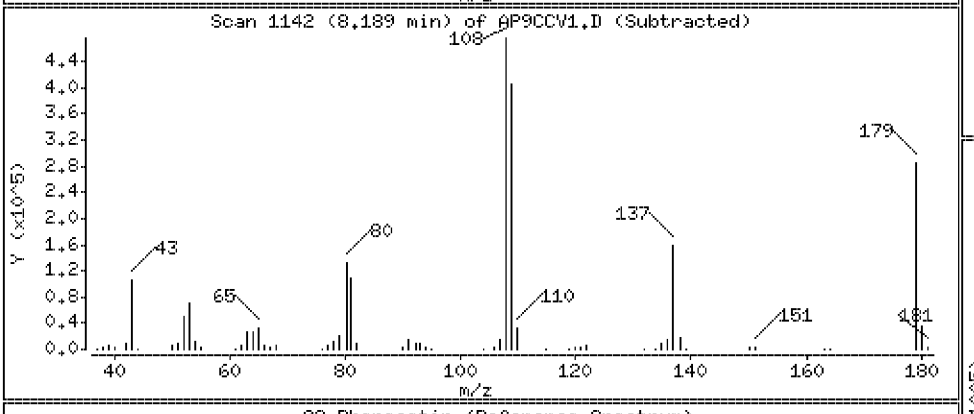

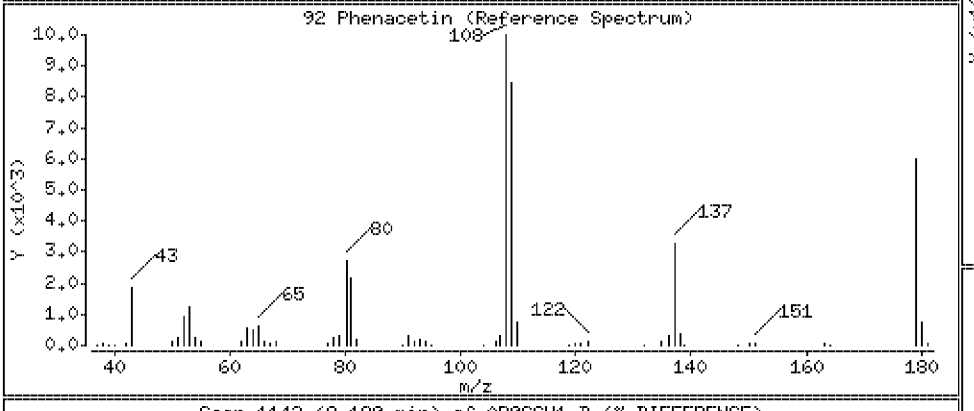

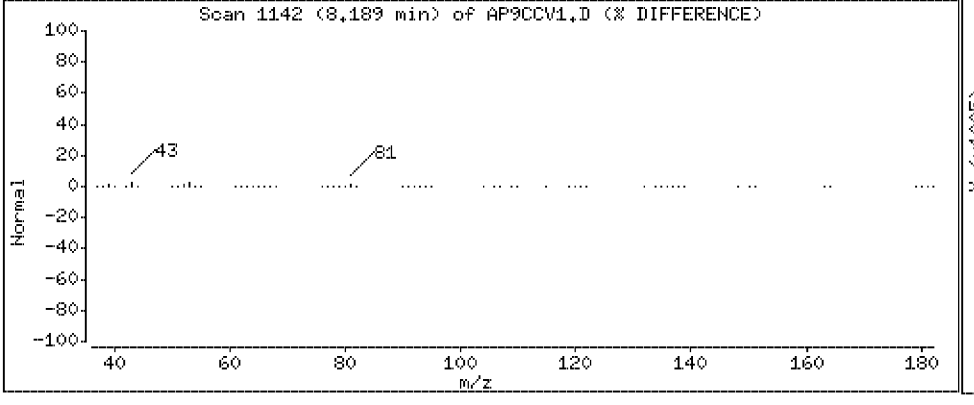

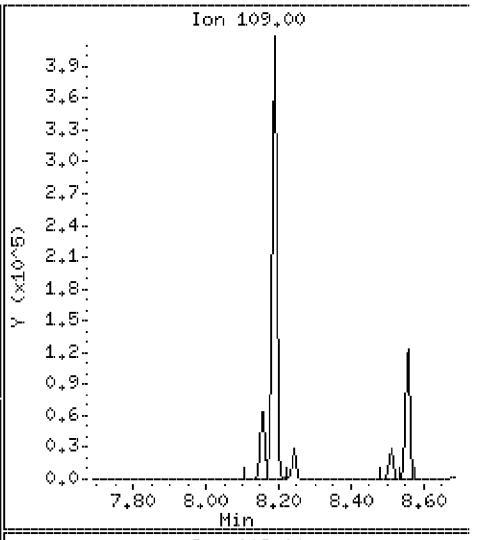

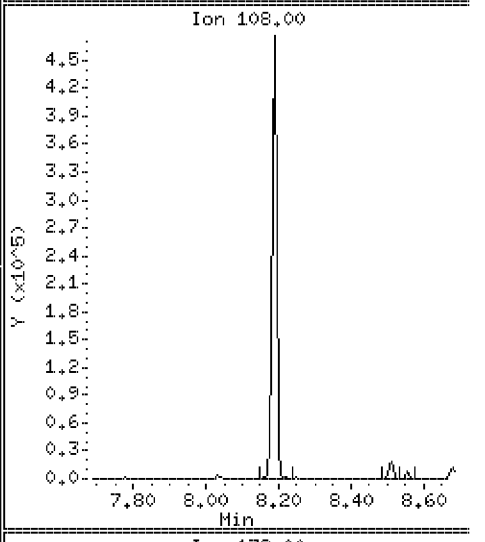

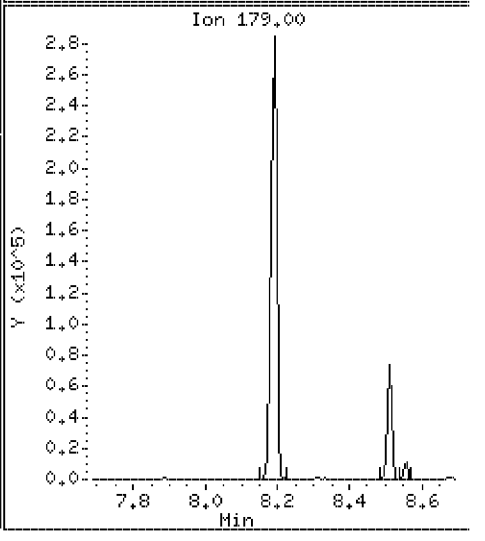

Data File: \\Svecd04\DD\chem\smsd03.i\S3050312.b\AP9CCV1.D

Date : 03-MAY-2012 11:39

Client ID: AP9CCV1 Instrument: smsd03.i

Sample Info: 45958

Purge Volume: 1000.0 Operator: PEL

Column phase: HPMS-5 Column diameter: 0.25

91 p-Phenylenediamine Concentration: 47.3 ug/l

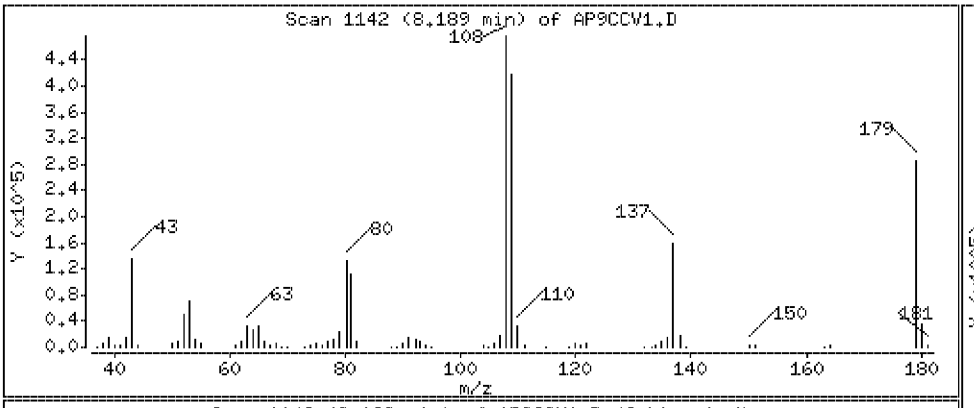

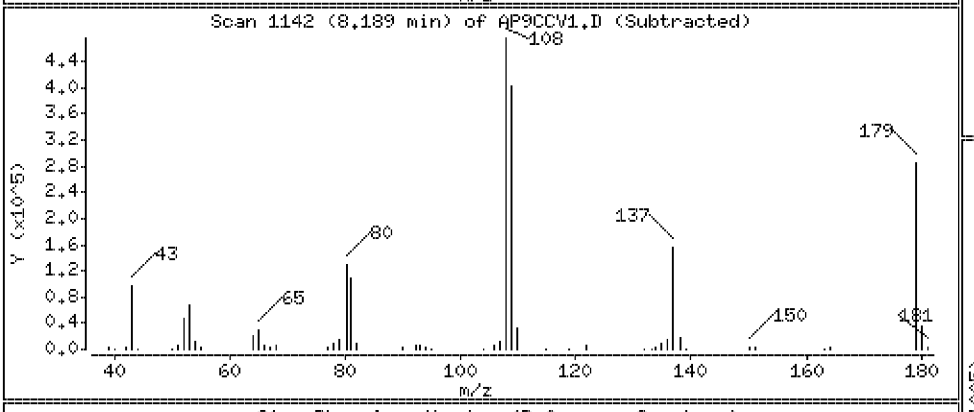

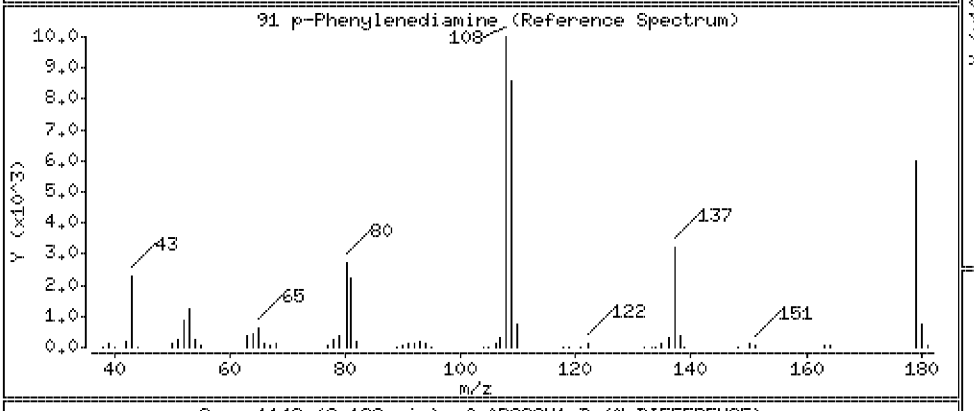

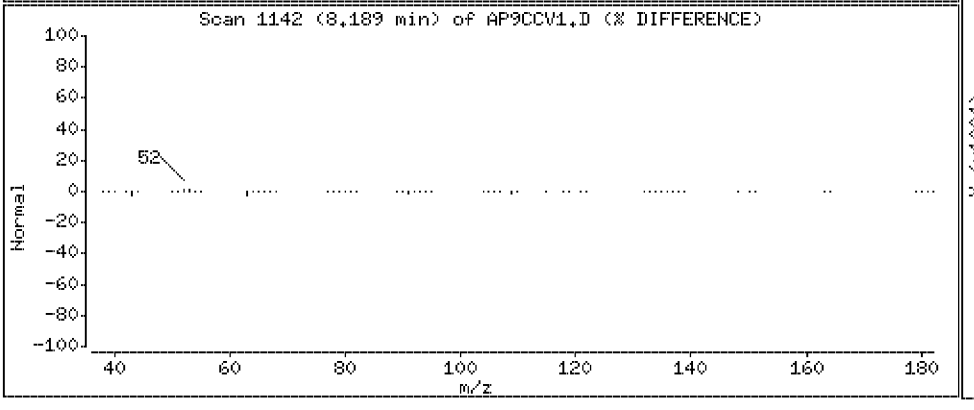

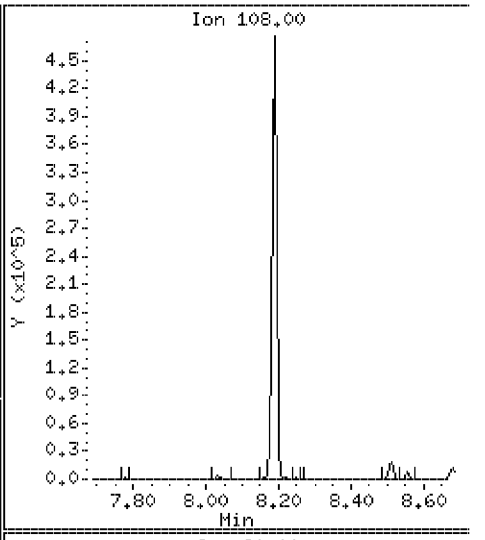

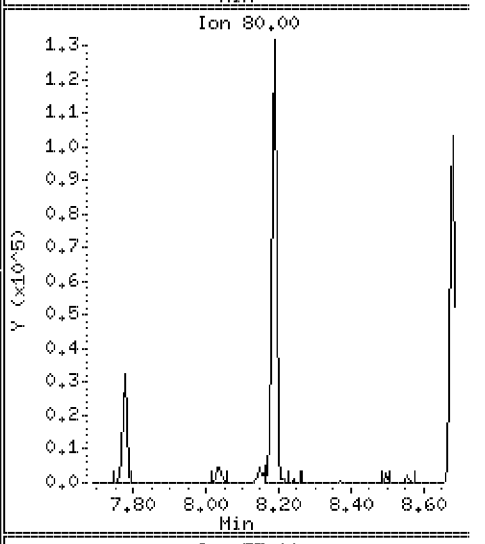

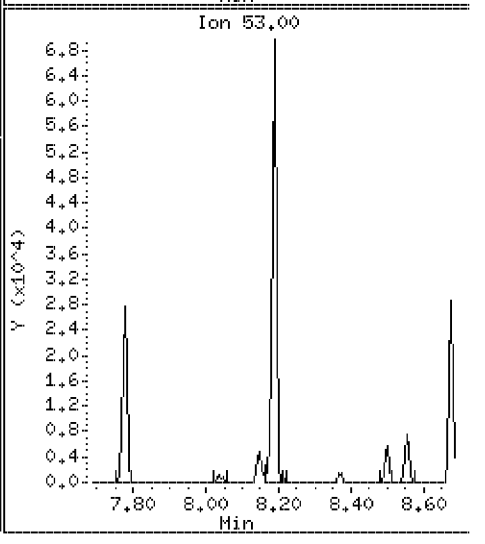

Data File: \\Svecd04\DD\chem\smsd03.i\S3050312.b\AP9CCV1.D

Date : 03-MAY-2012 11:39

Client ID: AP9CCV1

Instrument: smsd03.i

Sample Info: 45958

Purge Volume: 1000.0

Operator: PEL

Column phase: HPMS-5

Column diameter: 0.25

97 Pentachloronitrobenzene

Concentration: 46.0 ug/l

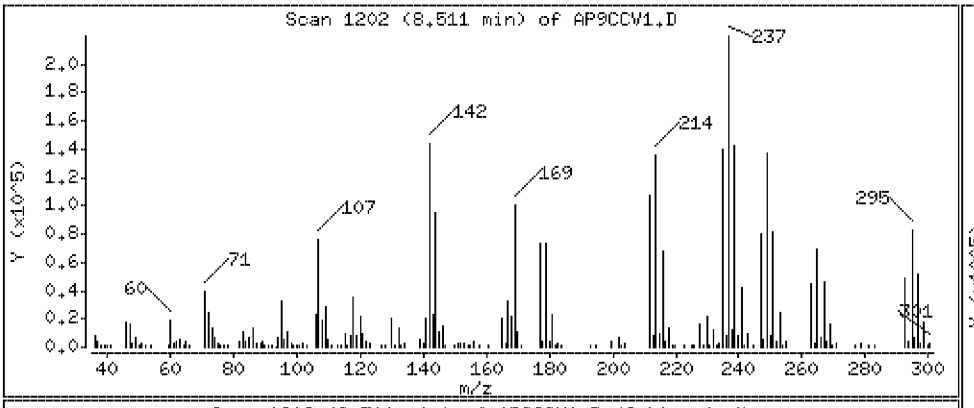

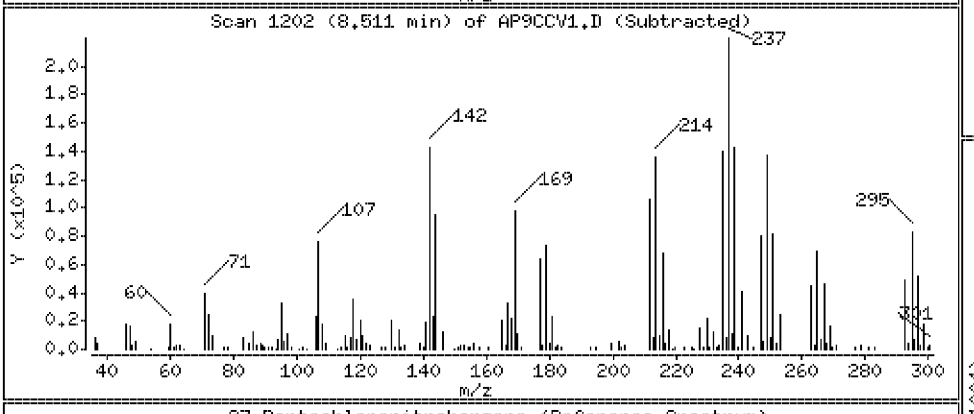

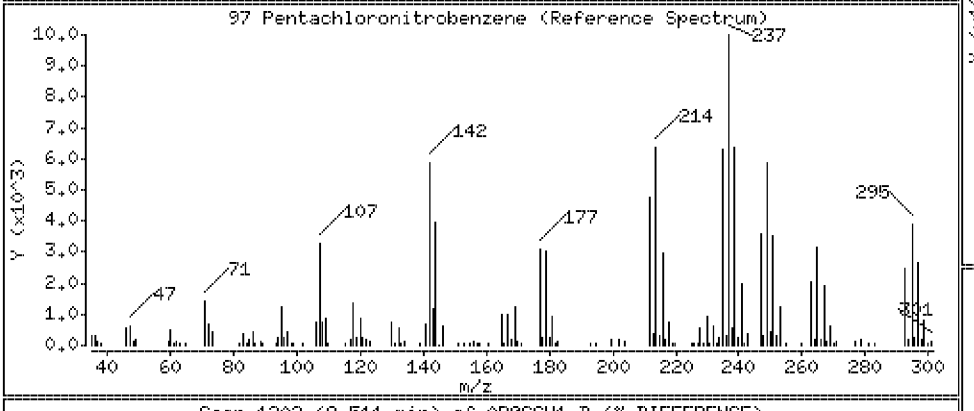

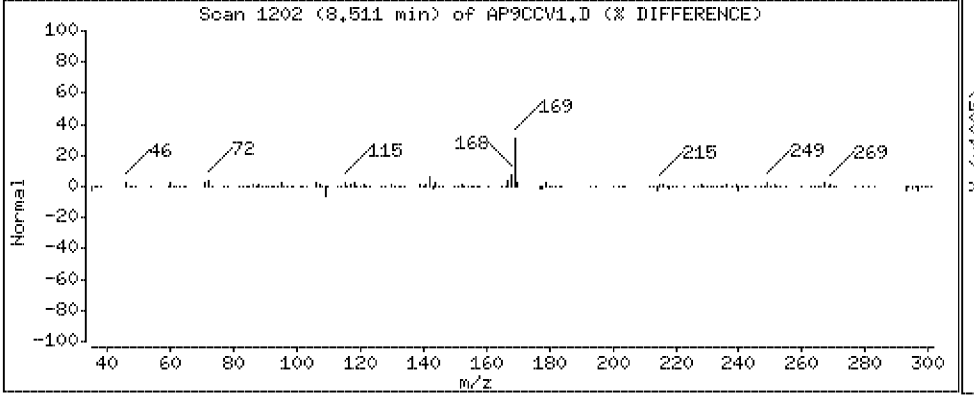

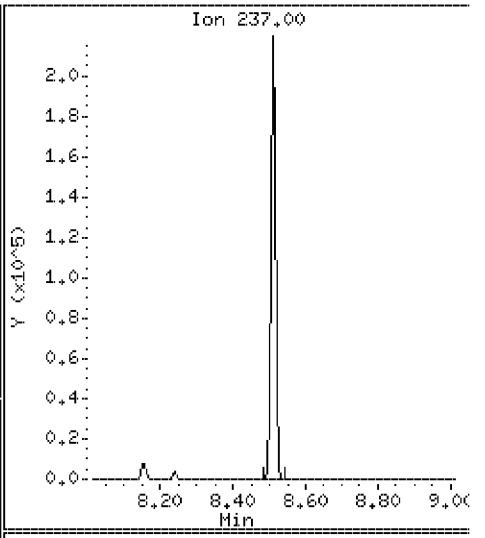

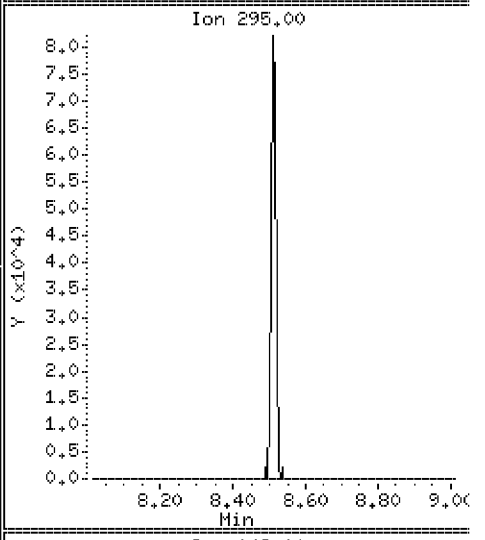

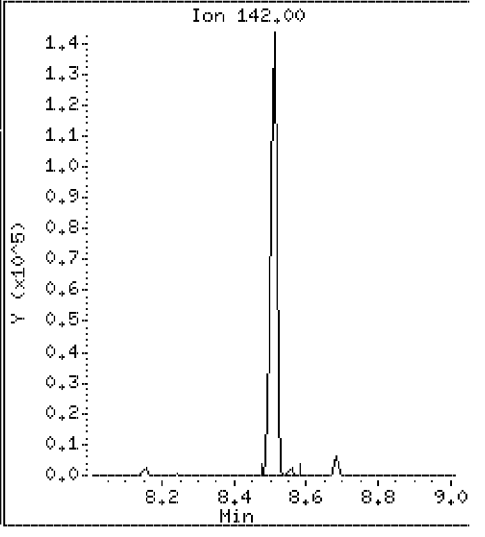

Data File: \\Svecd04\DD\chem\smsd03.i\S3050312.b\AP9CCV1.D

Date : 03-MAY-2012 11:39

Client ID: AP9CCV1 Instrument: smsd03.i

Sample Info: 45958

Purge Volume: 1000.0 Operator: PEL

Column phase: HPMS-5 Column diameter: 0.25

98 4-Aminobiphenyl Concentration: 45.0 ug/l

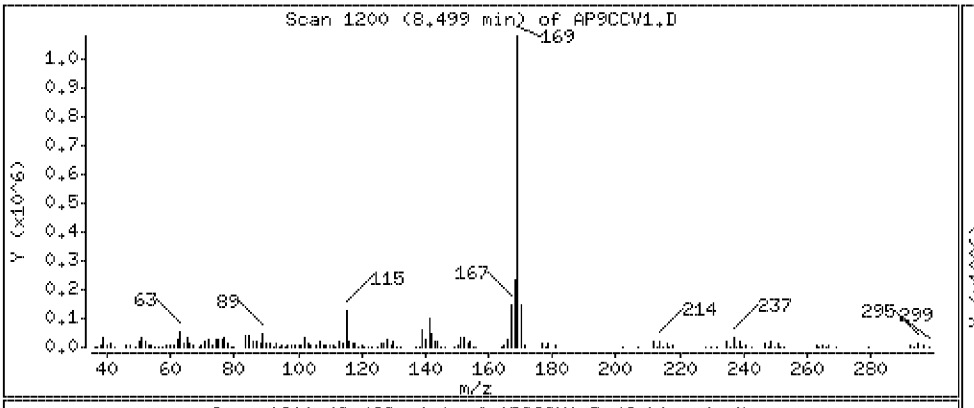

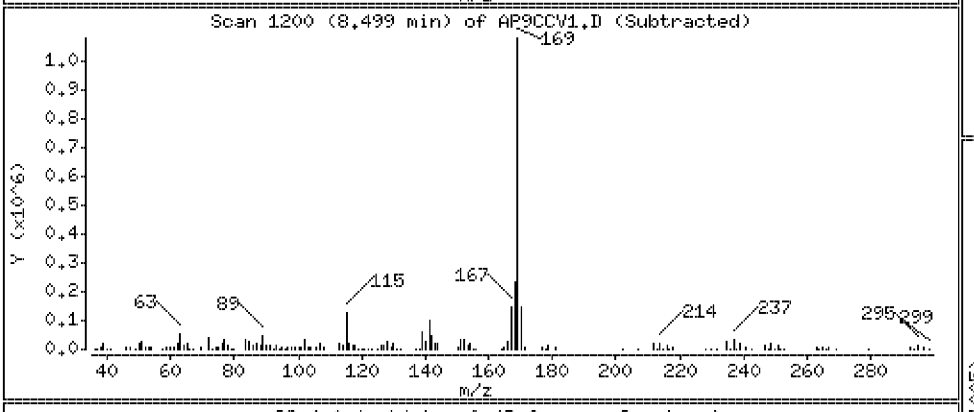

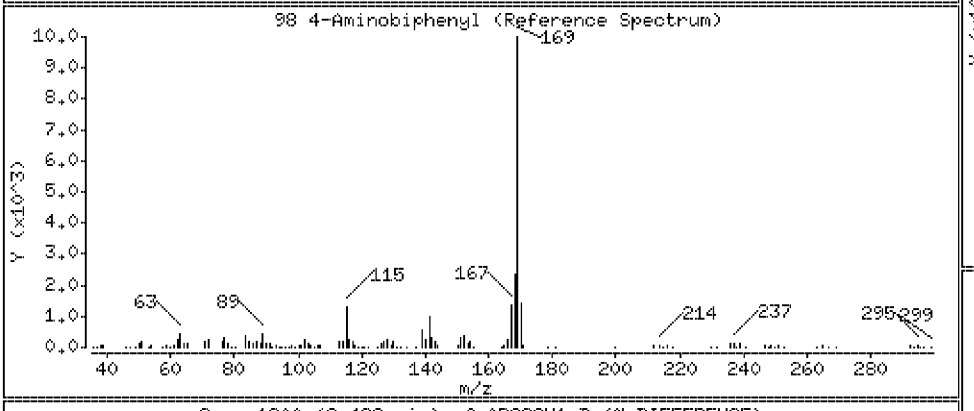

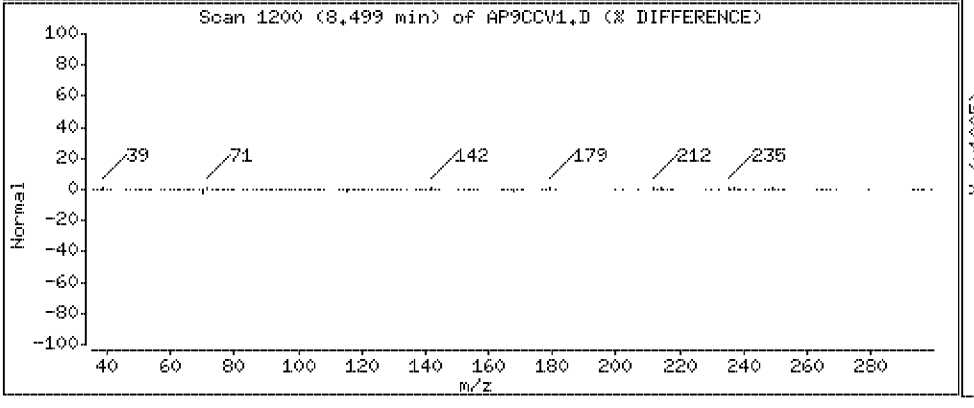

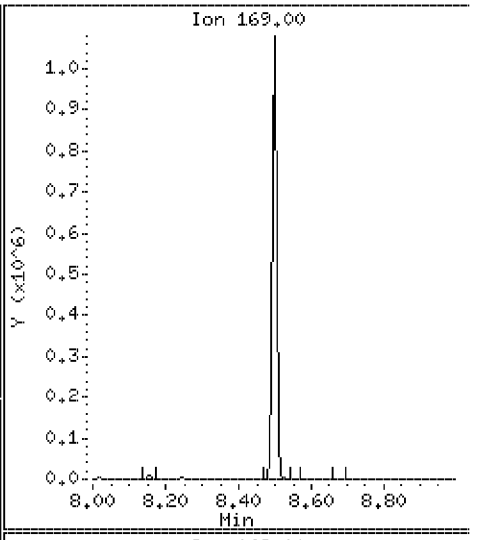

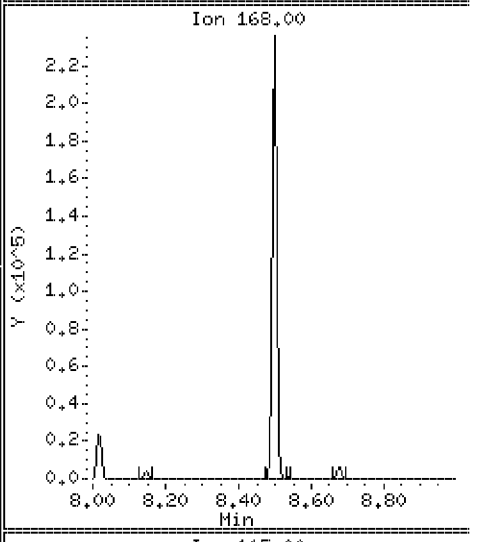

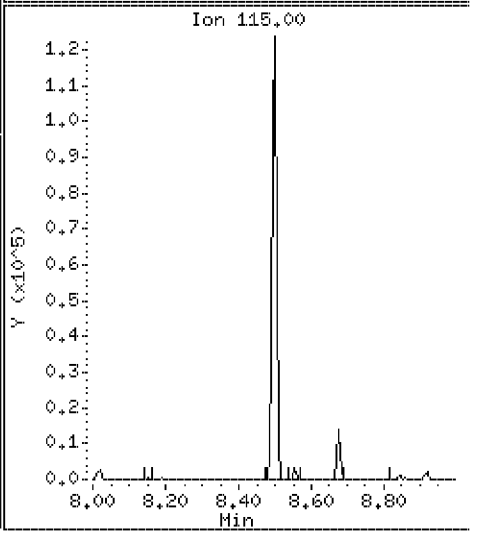

Data File: \\Svecd04\DD\chem\smsd03.i\S3050312.b\AP9CCV1.D

Date : 03-MAY-2012 11:39

Client ID: AP9CCV1 Instrument: smsd03.i

Sample Info: 45958

Purge Volume: 1000.0 Operator: PEL

Column phase: HPMS-5 Column diameter: 0.25

99 Pronamide Concentration: 46.6 ug/l

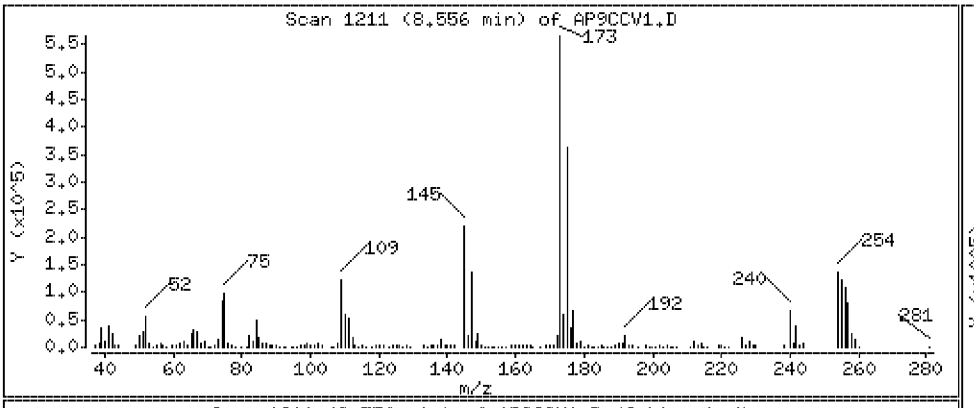

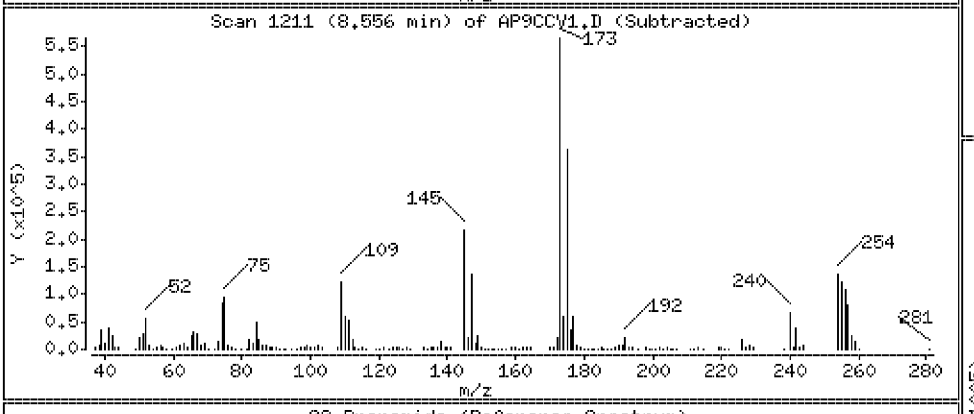

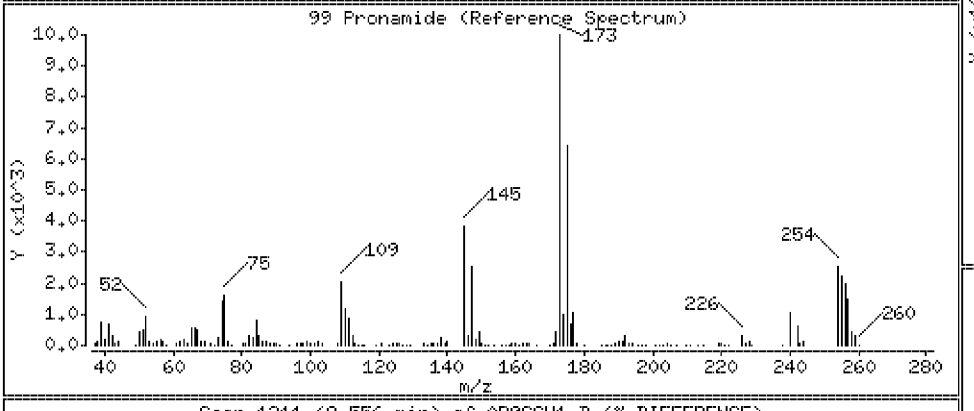

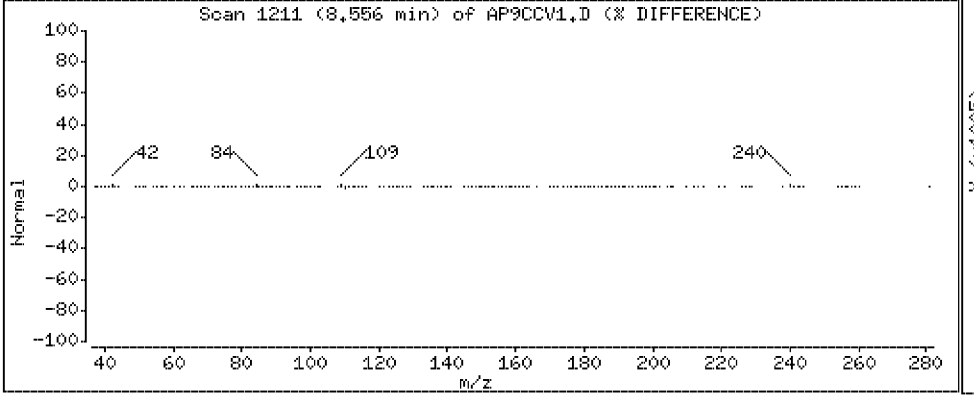

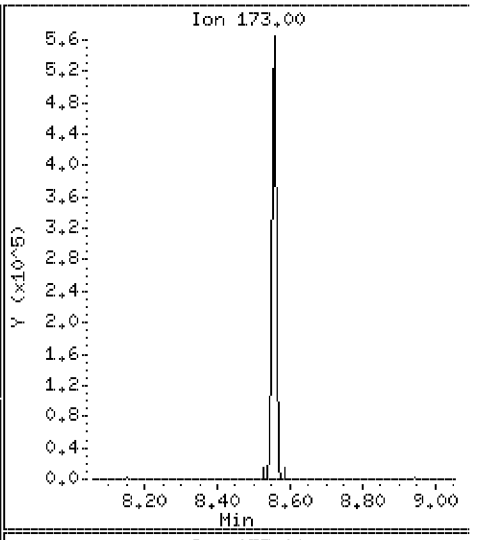

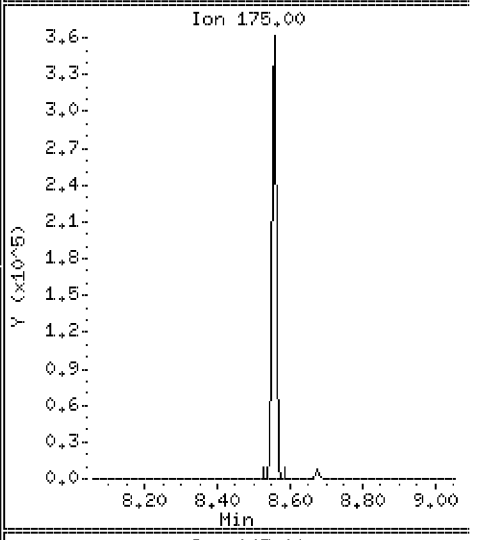

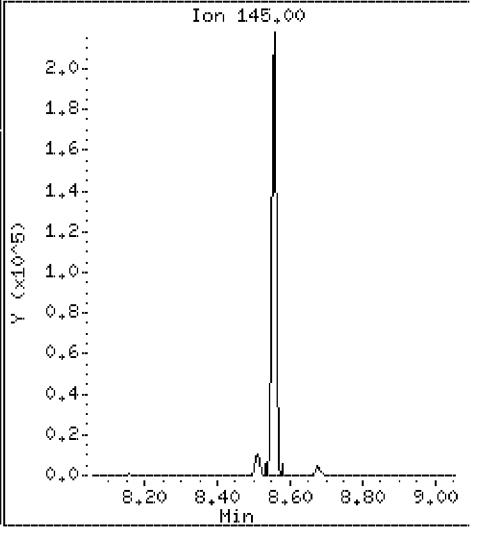

Data File: \\Svecd04\DD\chem\smsd03.i\S3050312.b\AP9CCV1.D

Date : 03-MAY-2012 11:39

Client ID: AP9CCV1 Instrument: smsd03.i

Sample Info: 45958

Purge Volume: 1000.0 Operator: PEL

Column phase: HPMS-5 Column diameter: 0.25

102 Dinoseb Concentration: 40.4 ug/l

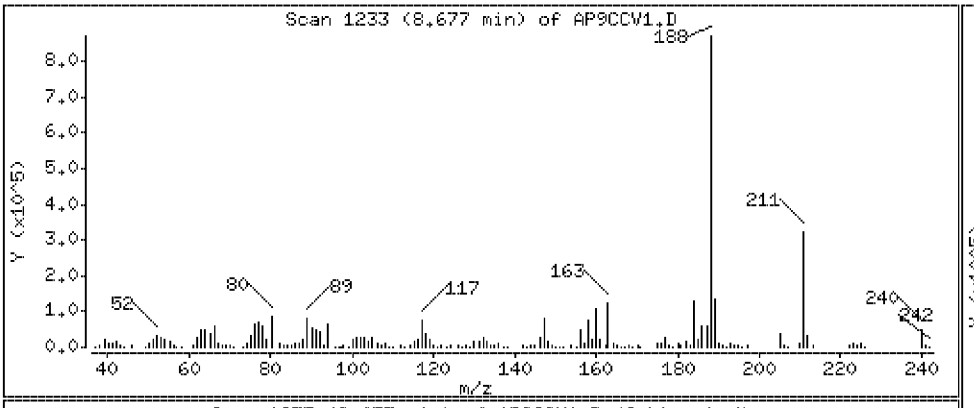

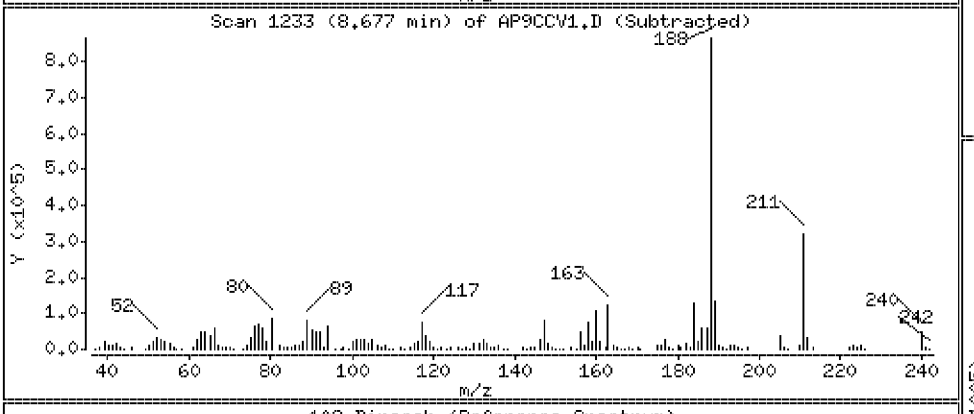

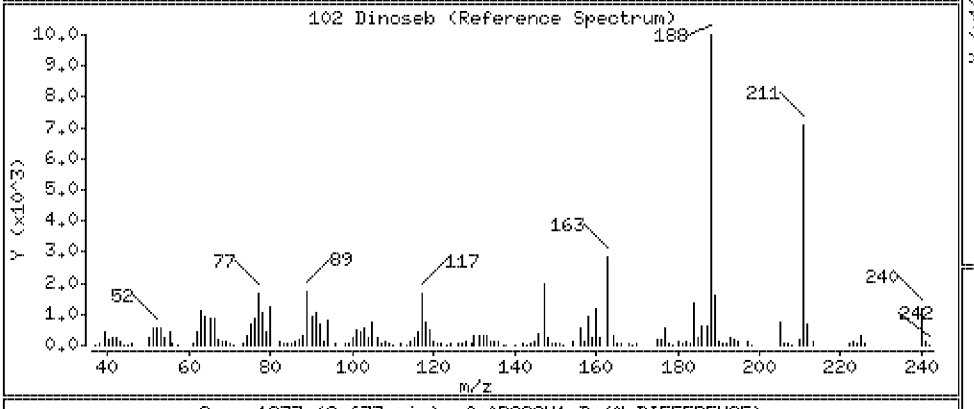

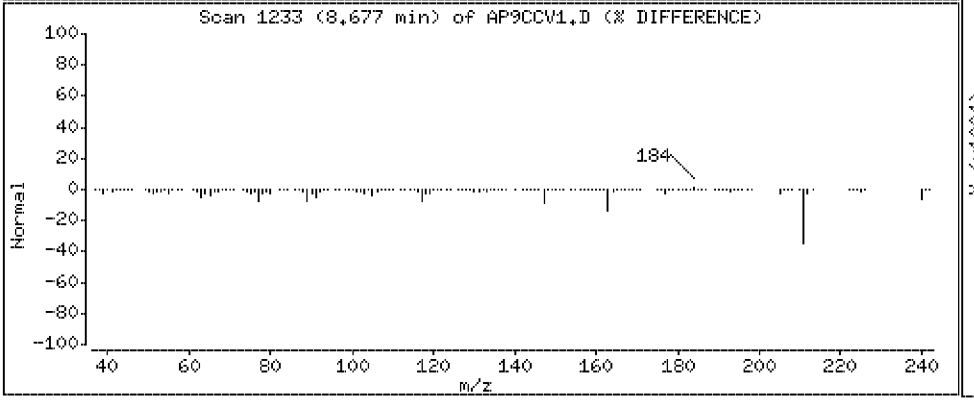

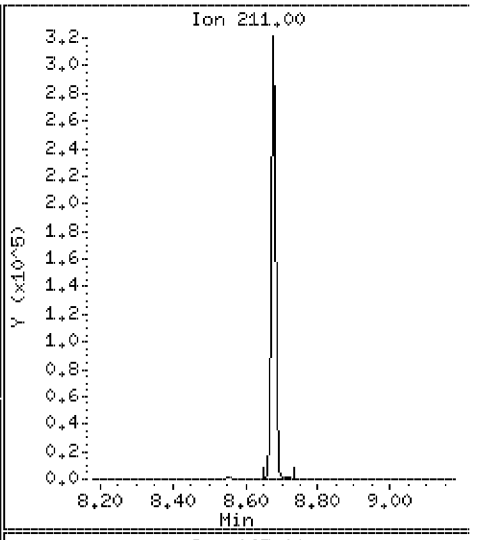

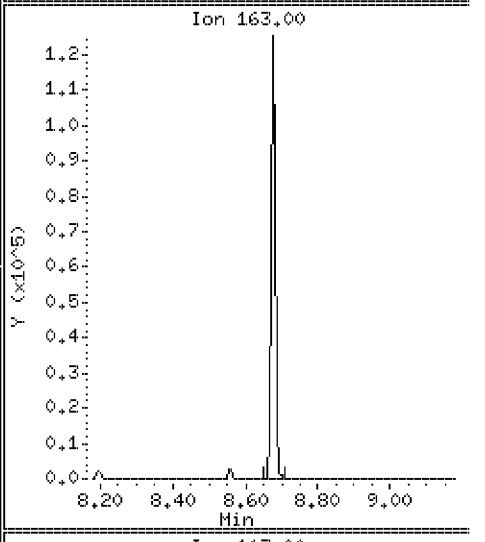

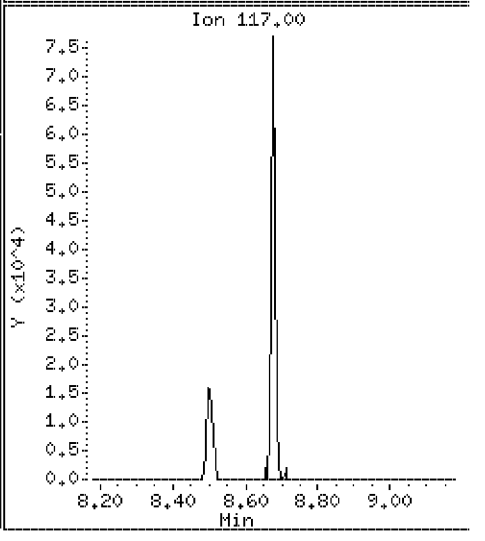

Data File: \\Svecd04\DD\chem\smsd03.i\S3050312.b\AP9CCV1.D

Date : 03-MAY-2012 11:39

Client ID: AP9CCV1 Instrument: smsd03.i

Sample Info: 45958

Purge Volume: 1000.0 Operator: PEL

Column phase: HPMS-5 Column diameter: 0.25

106 4-Nitroquinoline-1-oxide Concentration: 38.8 ug/l

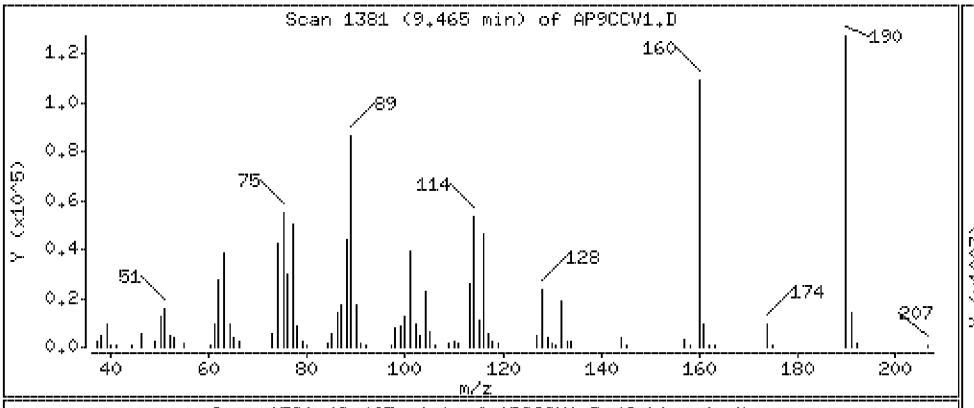

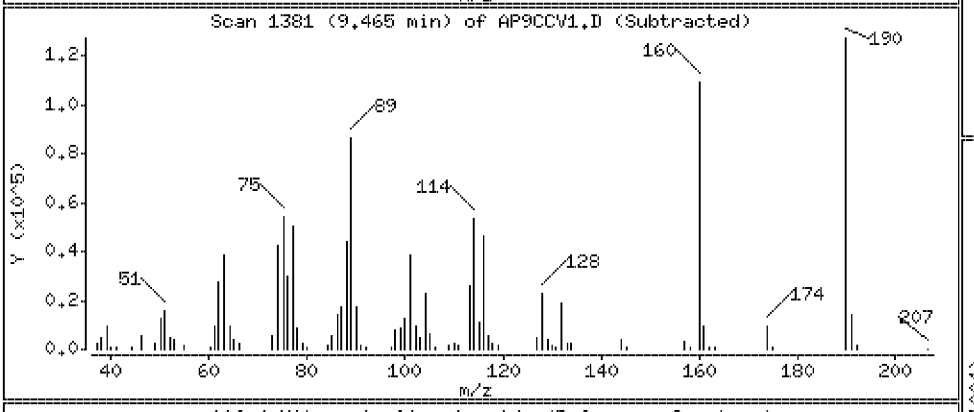

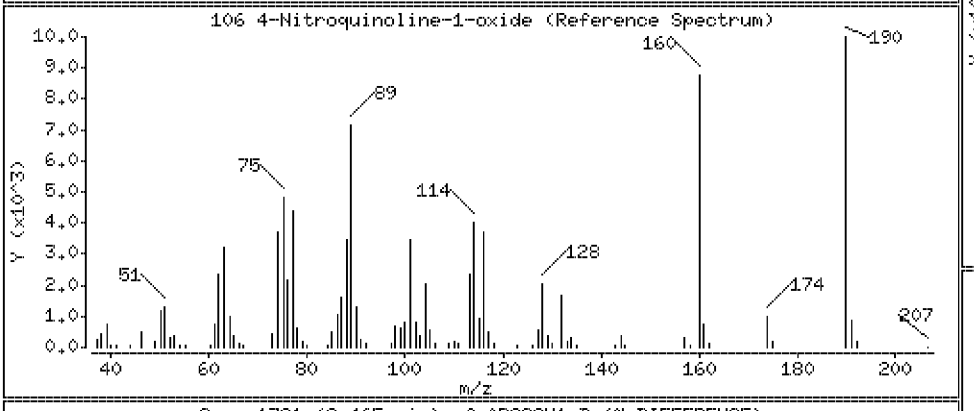

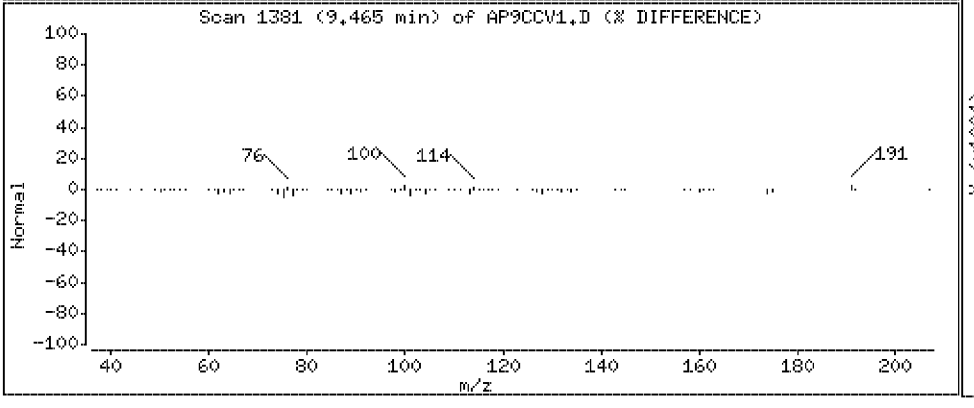

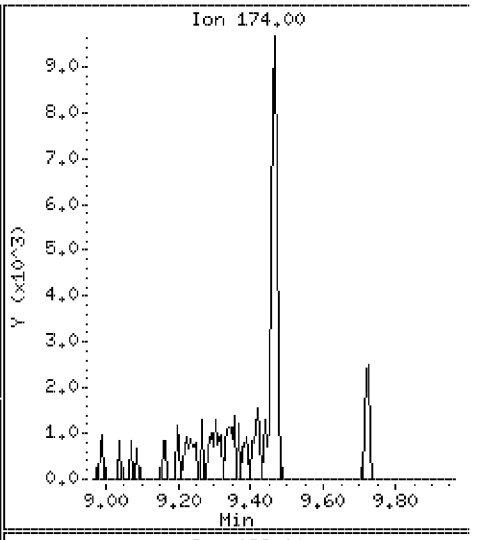

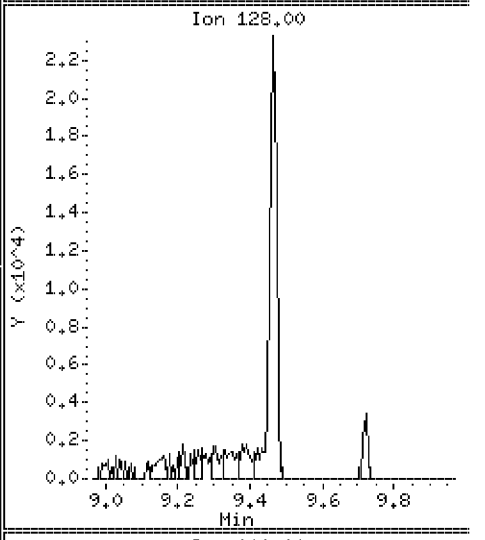

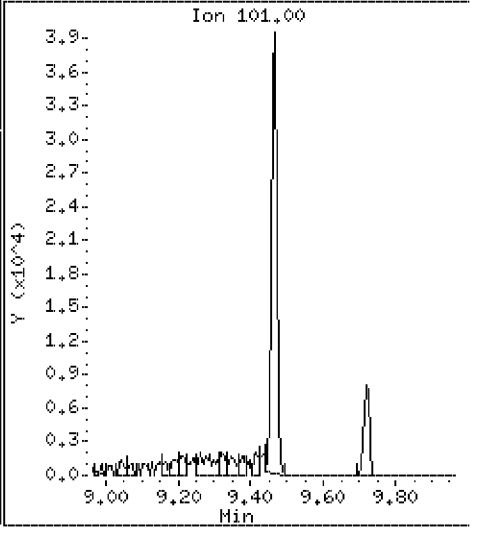

Data File: \\Svecd04\DD\chem\smsd03.i\S3050312.b\AP9CCV1.D

Date : 03-MAY-2012 11:39

Client ID: AP9CCV1

Instrument: smsd03.i

Sample Info: 45958

Purge Volume: 1000.0

Operator: PEL

Column phase: HPMS-5

Column diameter: 0.25

107 Methapyrilene

Concentration: 53.5 ug/l

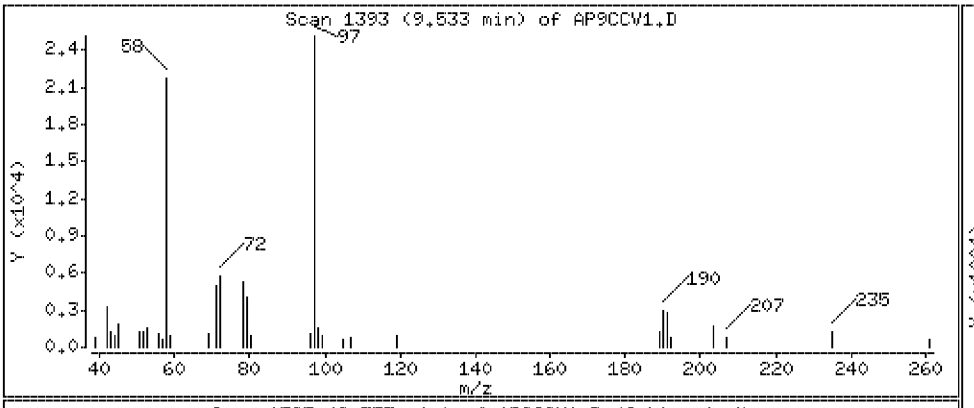

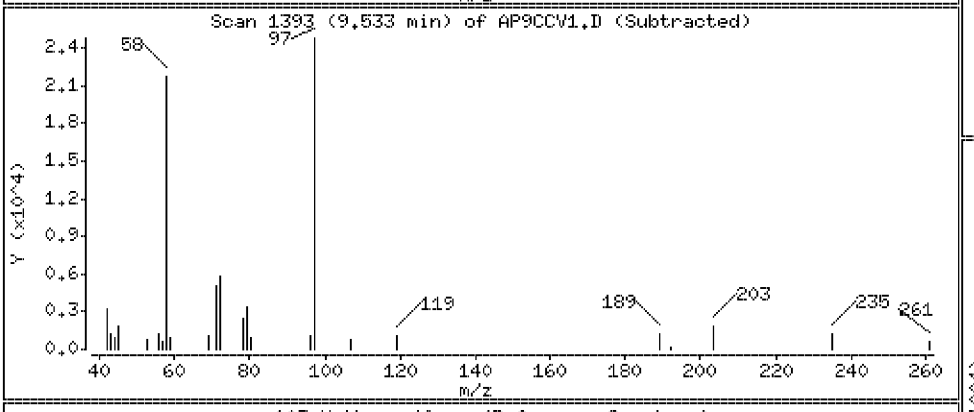

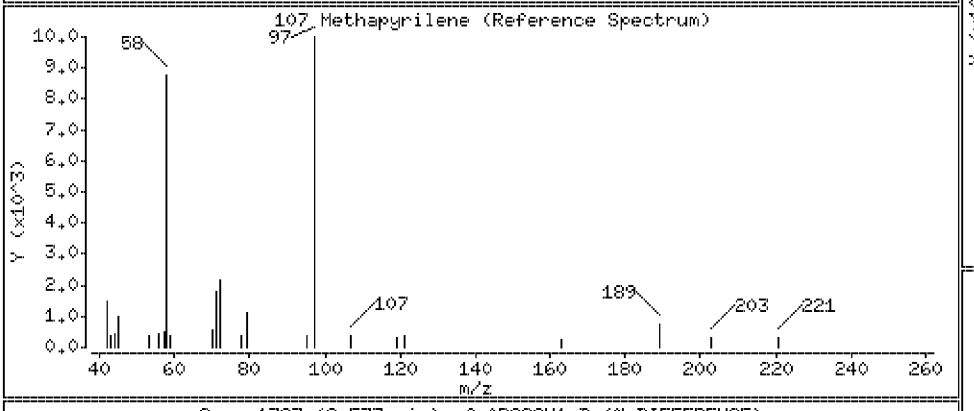

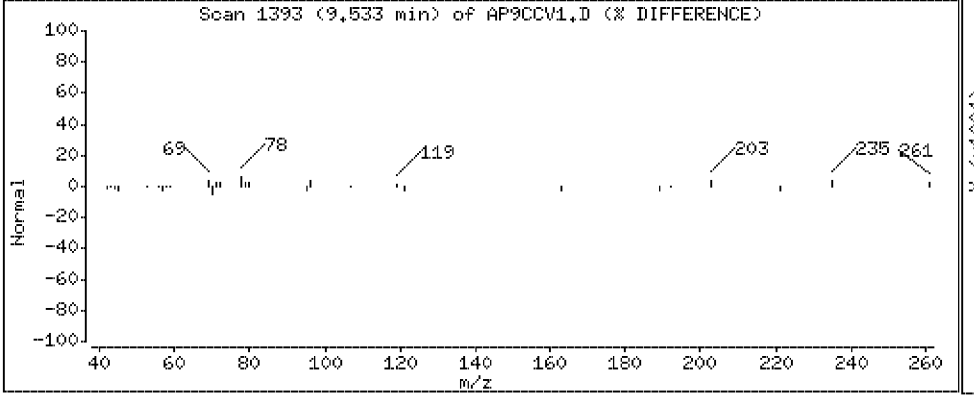

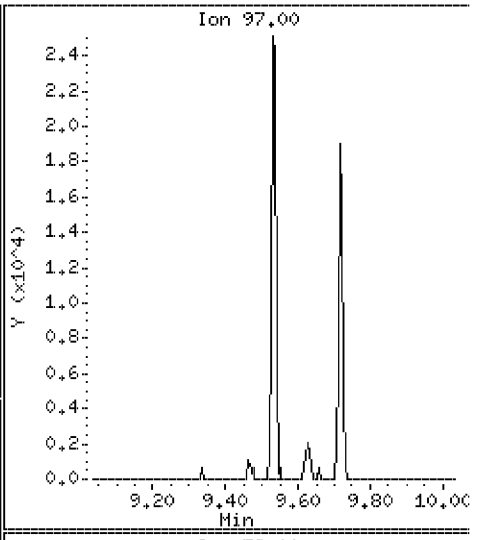

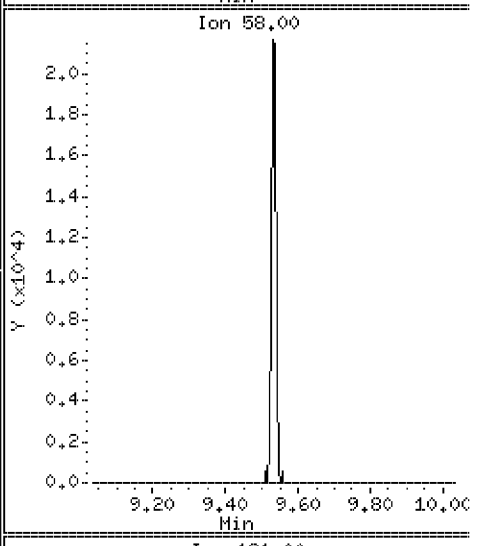

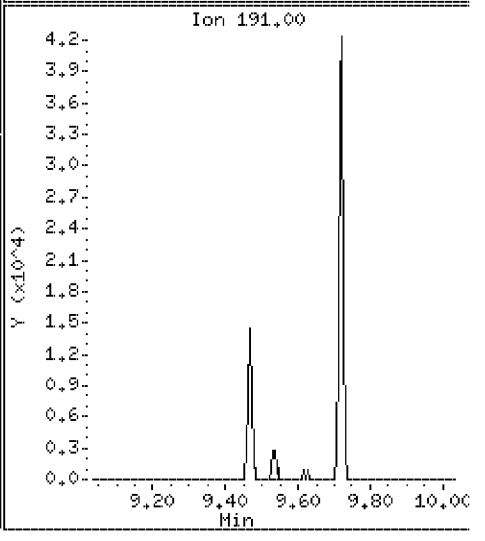

Data File: \\Svecd04\DD\chem\smsd03.i\S3050312.b\AP9CCV1.D

Date : 03-MAY-2012 11:39

Client ID: AP9CCV1

Instrument: smsd03.i

Sample Info: 45958

Purge Volume: 1000.0

Operator: PEL

Column phase: HPMS-5

Column diameter: 0.25

108 Isodrin

Concentration: 45.8 ug/l

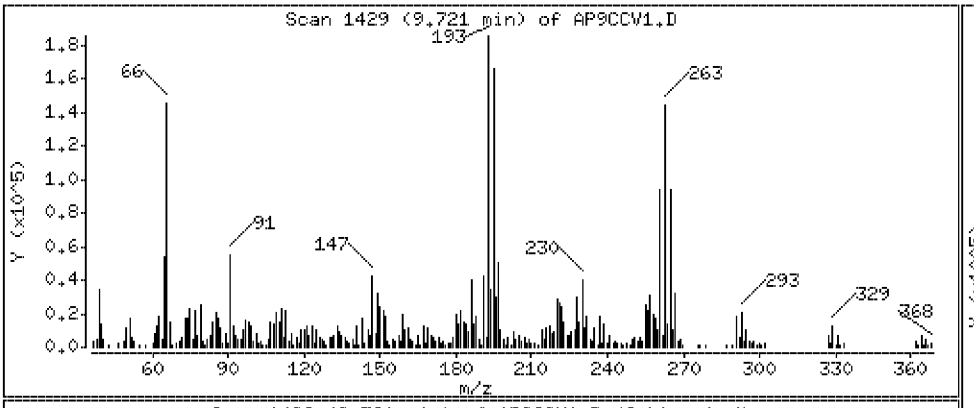

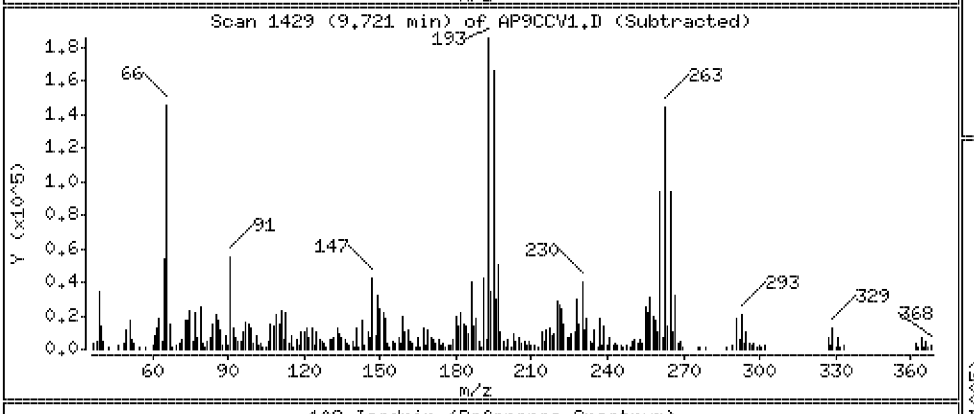

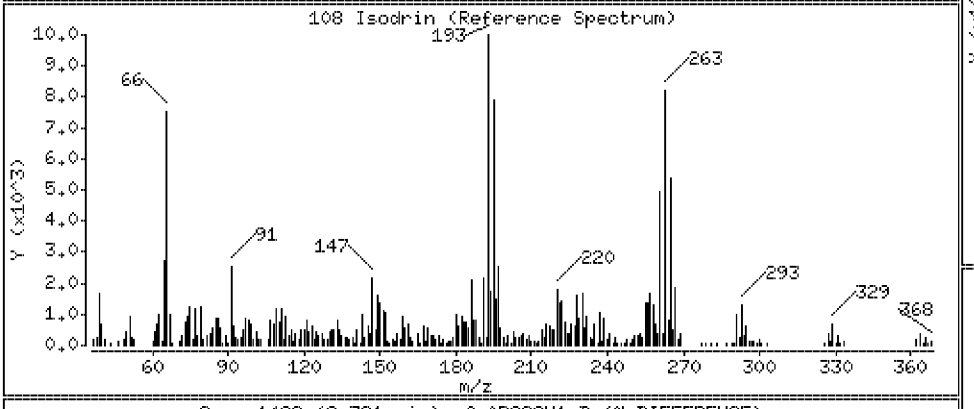

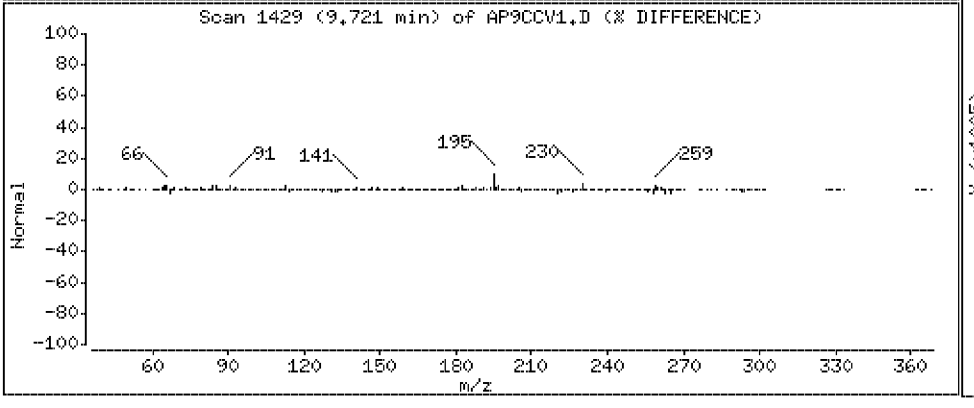

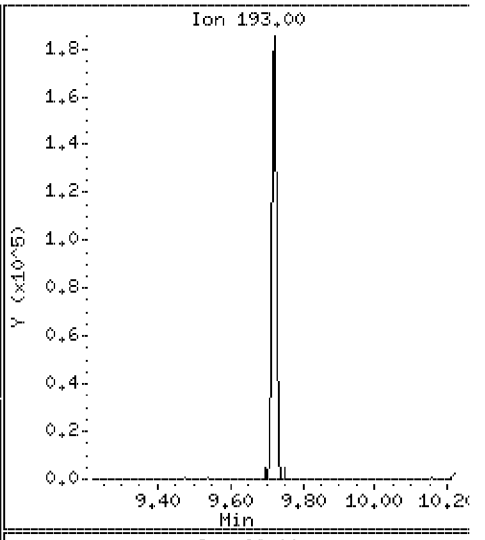

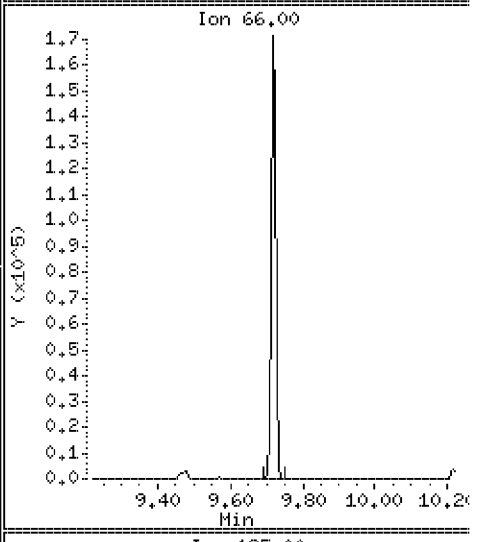

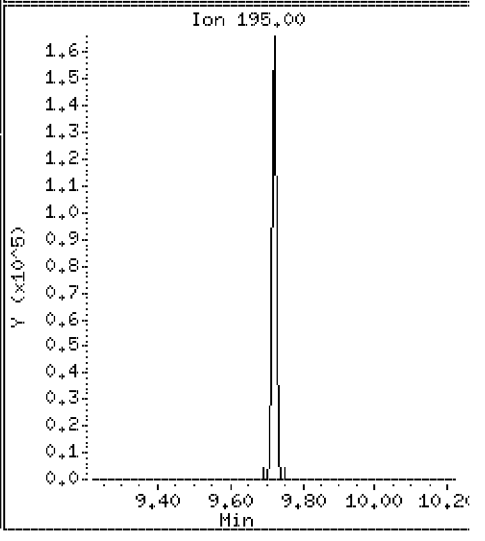

Data File: \\Svecd04\DD\chem\smsd03.i\S3050312.b\AP9CCV1.D

Date : 03-MAY-2012 11:39

Client ID: AP9CCV1 Instrument: smsd03.i

Sample Info: 45958

Purge Volume: 1000.0 Operator: PEL

Column phase: HPMS-5 Column diameter: 0.25

113 Aramite Concentration: 45.8 ug/l

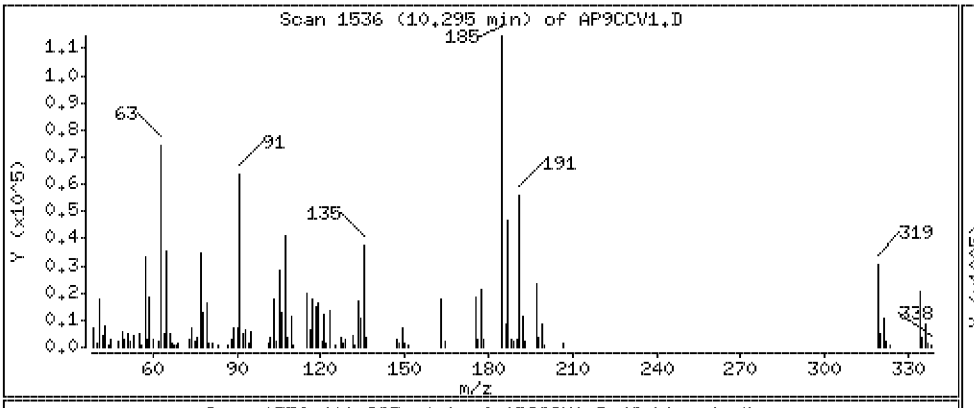

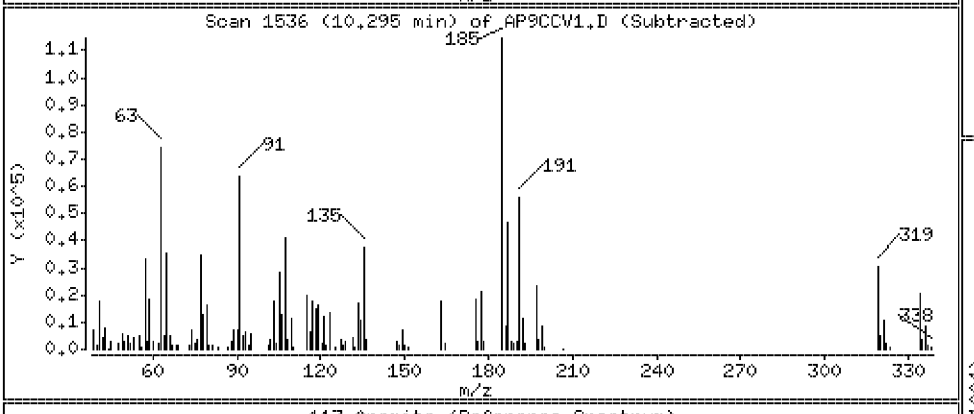

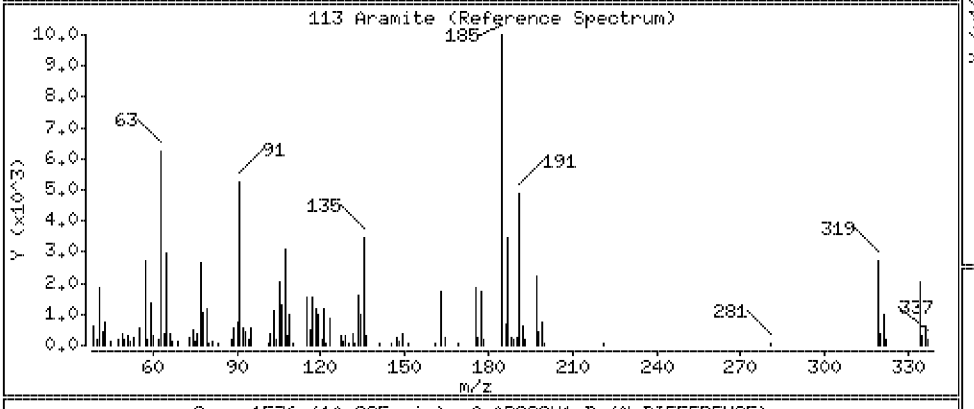

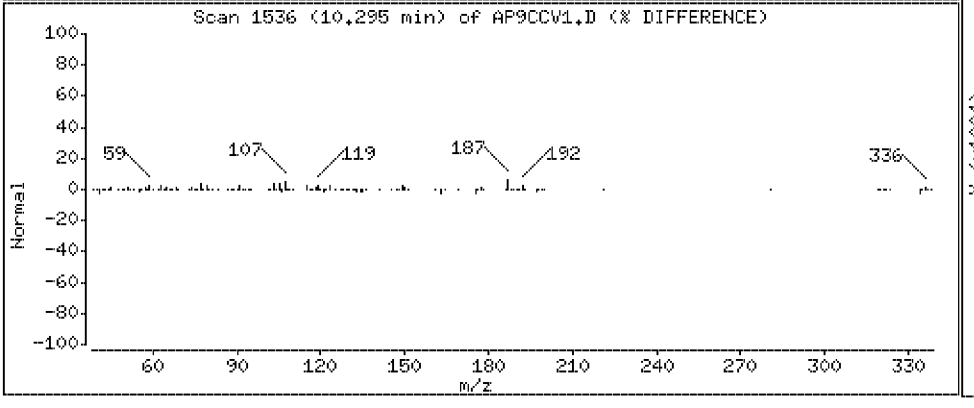

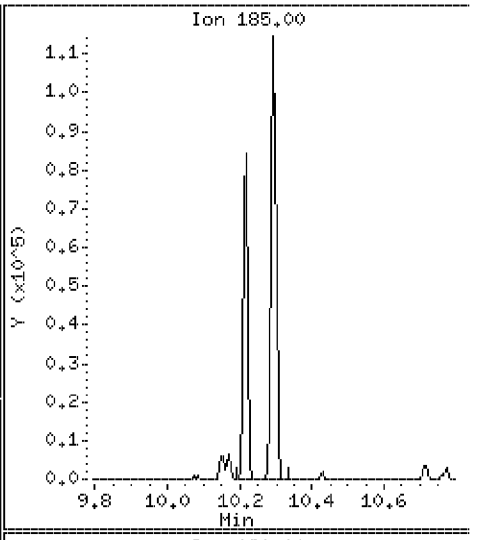

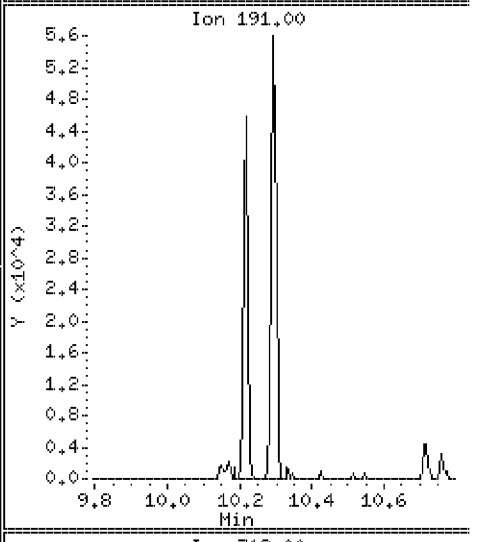

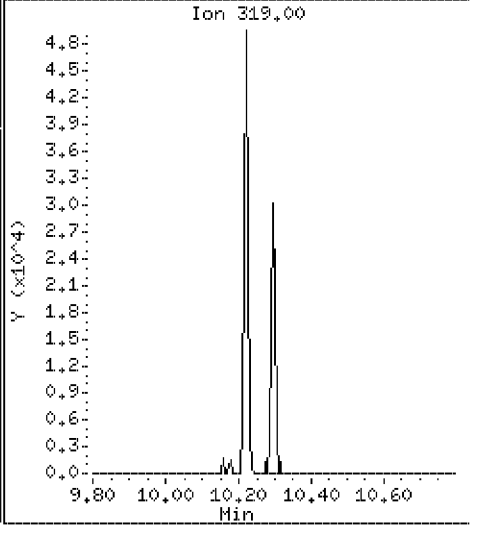

Data File: \\Svecd04\DD\chem\smsd03.i\S3050312.b\AP9CCV1.D

Date : 03-MAY-2012 11:39

Client ID: AP9CCV1 Instrument: smsd03.i

Sample Info: 45958

Purge Volume: 1000.0 Operator: PEL

Column phase: HPMS-5 Column diameter: 0.25

114 p-Dimethylamino azobenzene Concentration: 46.0 ug/l

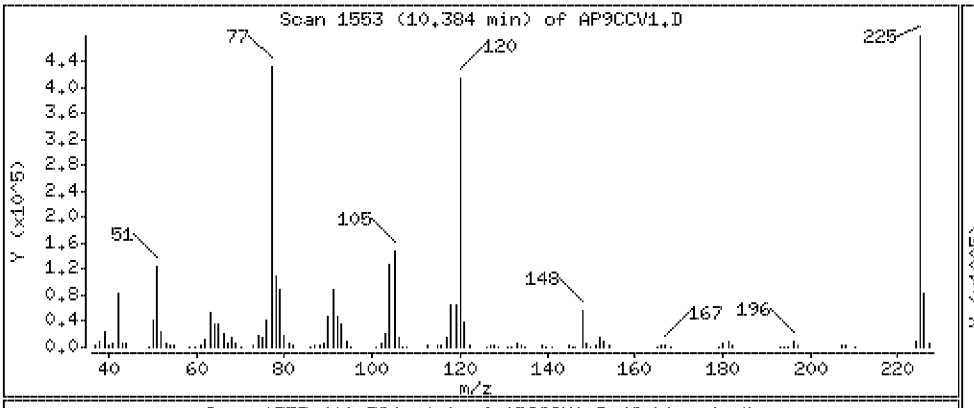

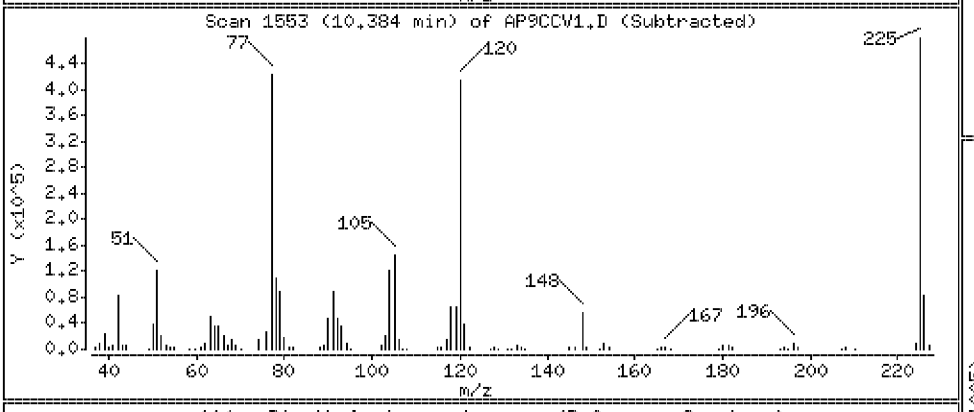

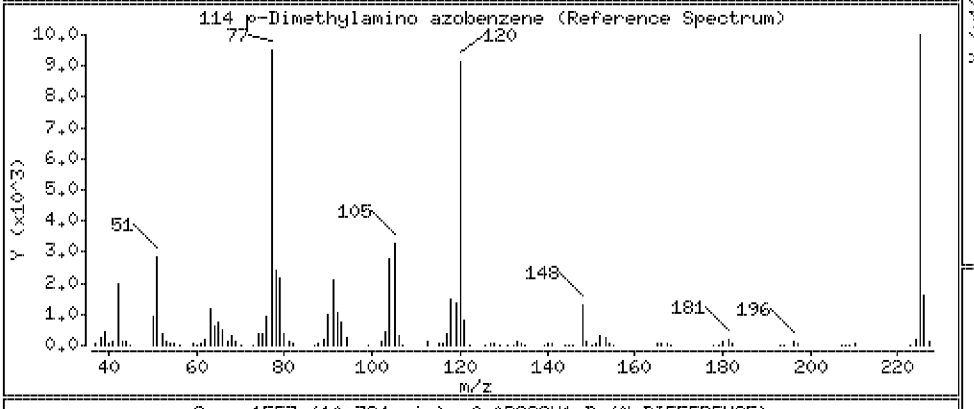

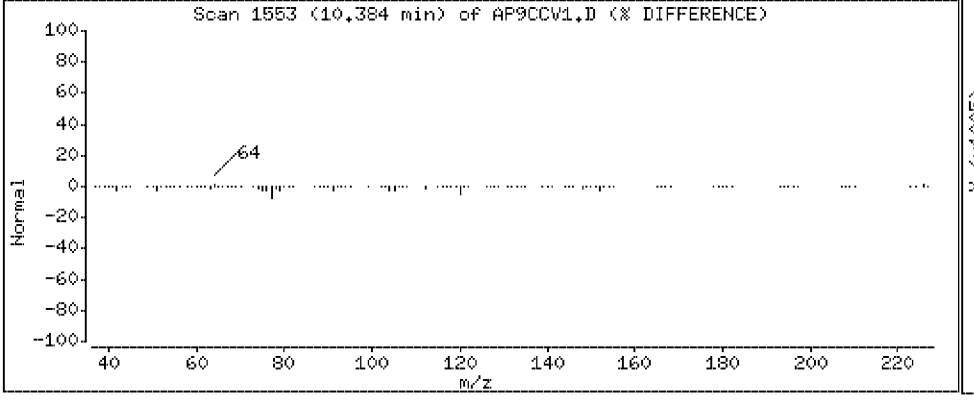

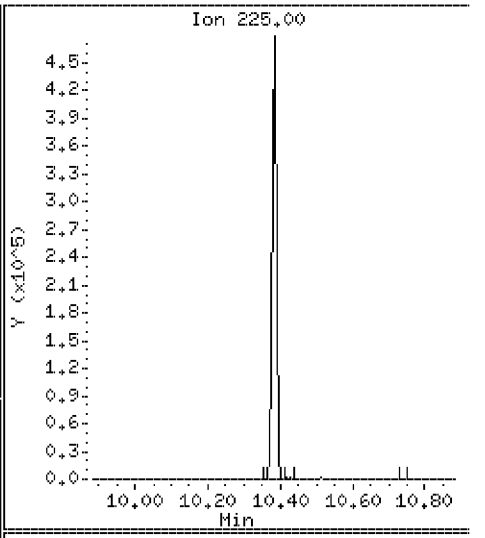

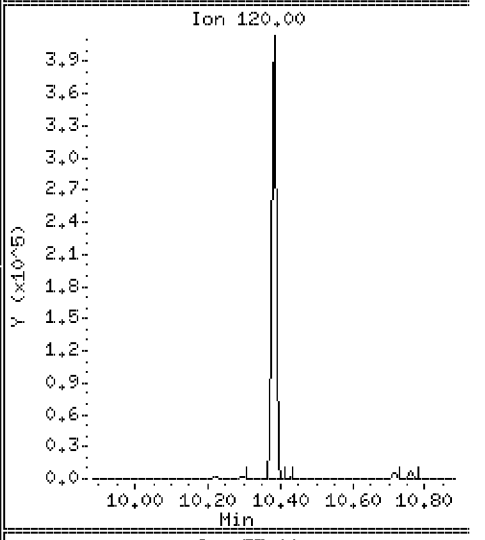

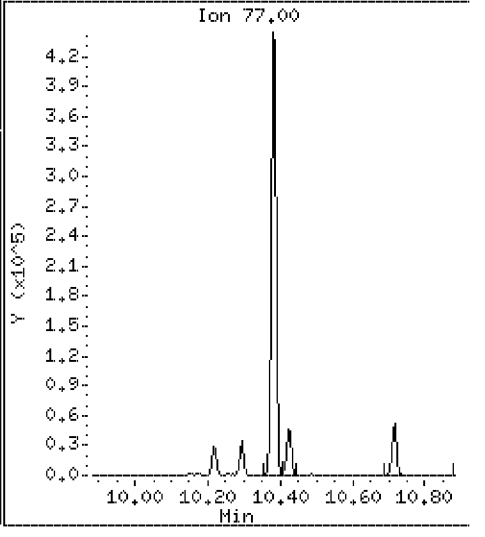

Data File: \\Svecd04\DD\chem\smsd03.i\S3050312.b\AP9CCV1.D

Date : 03-MAY-2012 11:39

Client ID: AP9CCV1 Instrument: smsd03.i

Sample Info: 45958

Purge Volume: 1000.0 Operator: PEL

Column phase: HPMS-5 Column diameter: 0.25

115 Chlorobenzilate Concentration: 46.4 ug/l

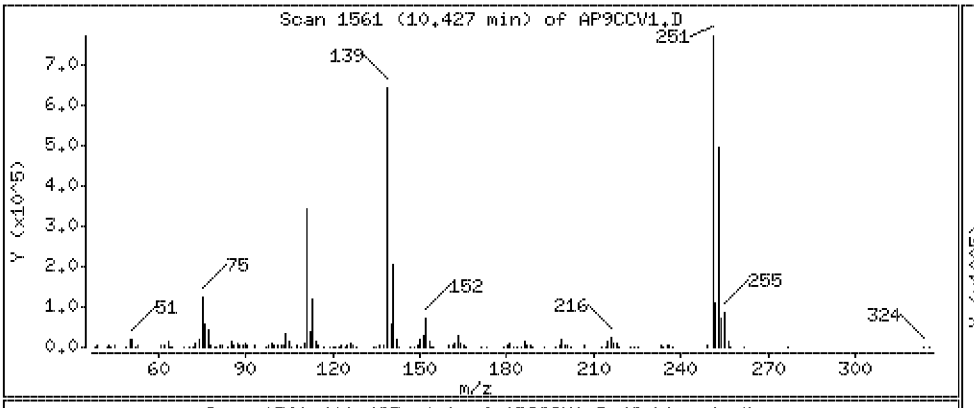

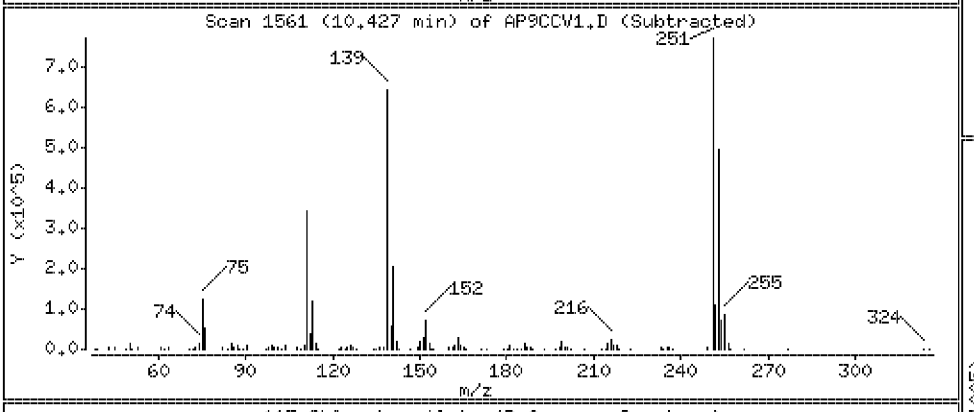

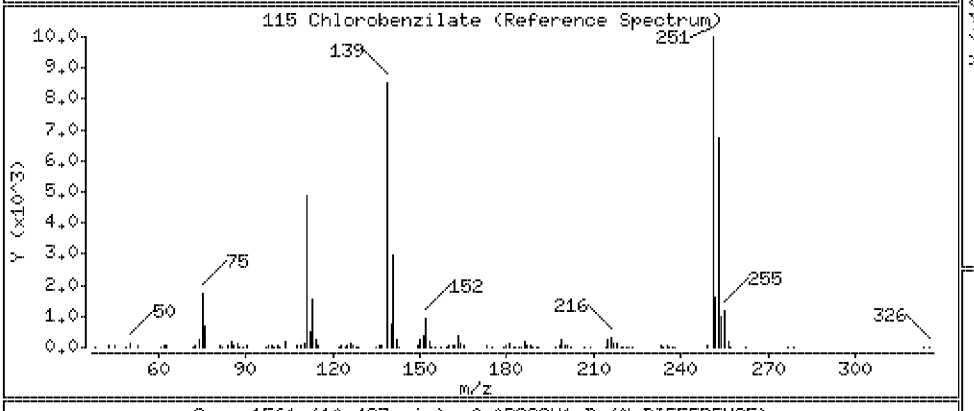

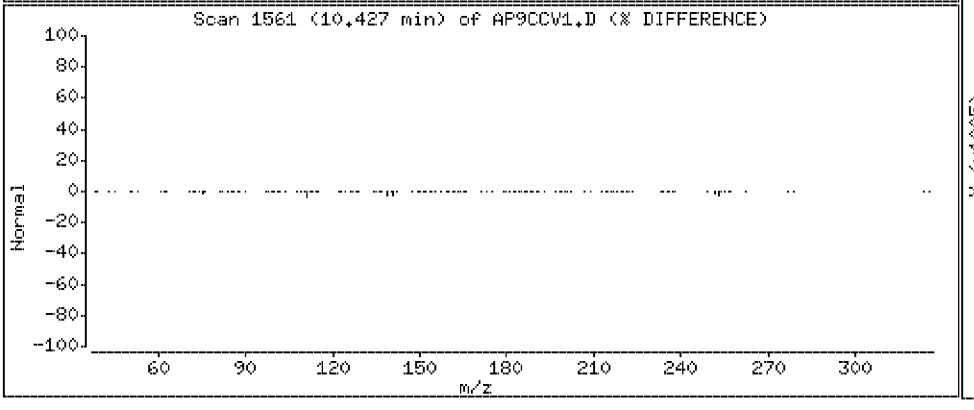

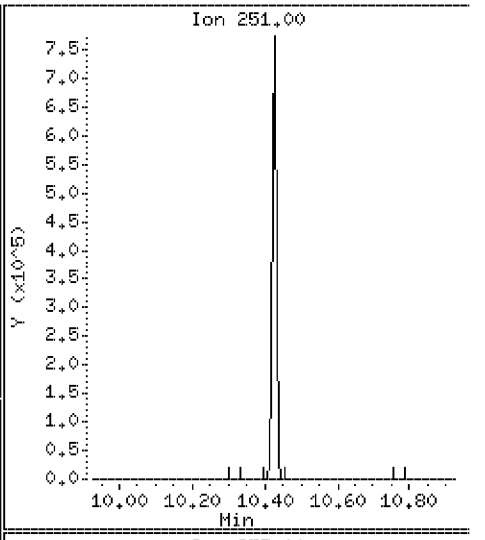

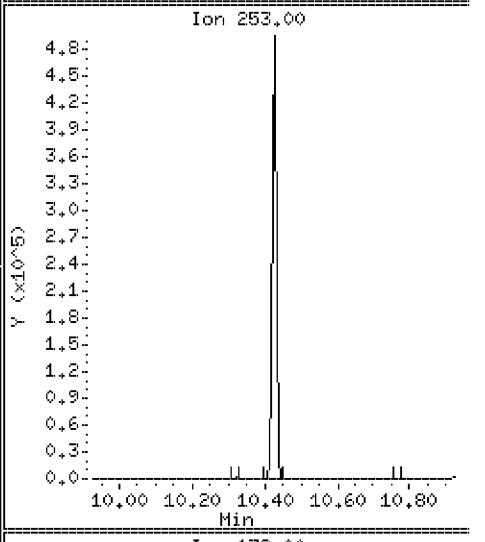

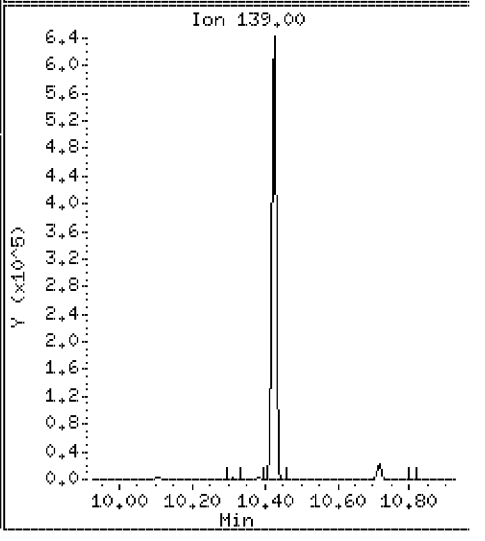

Data File: \\Svecd04\DD\chem\smsd03.i\S3050312.b\AP9CCV1.D

Date : 03-MAY-2012 11:39

Client ID: AP9CCV1

Instrument: smsd03.i

Sample Info: 45958

Purge Volume: 1000.0

Operator: PEL

Column phase: HPMS-5

Column diameter: 0.25

116 Kepone

Concentration: 23.2 ug/l

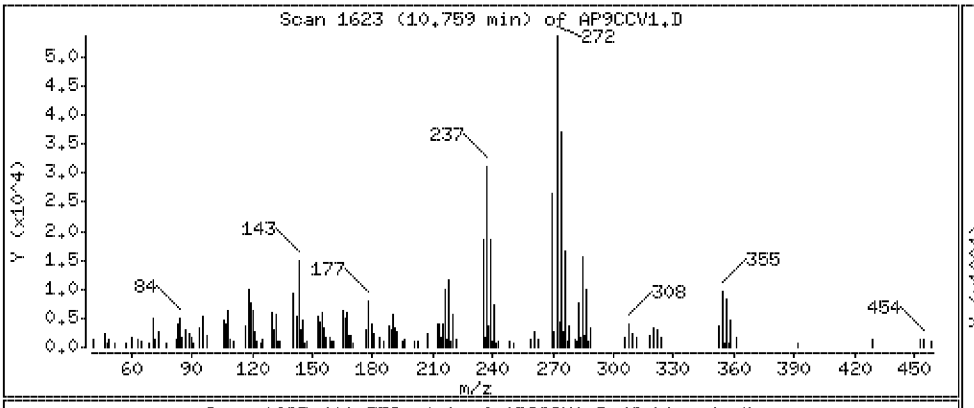

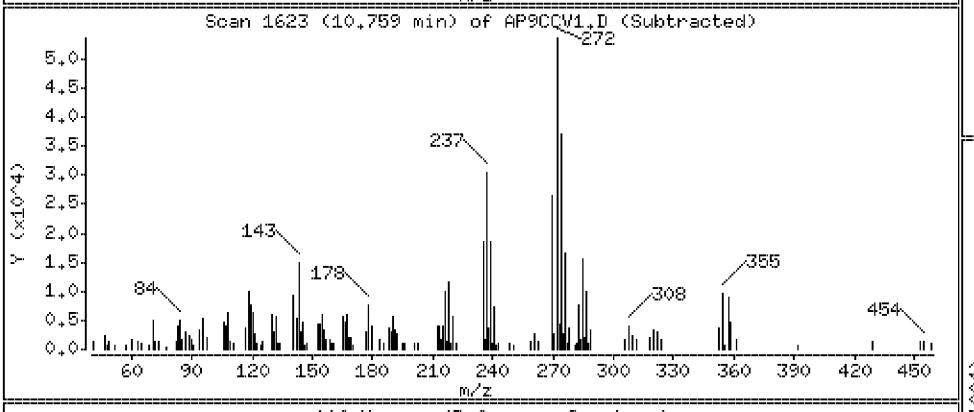

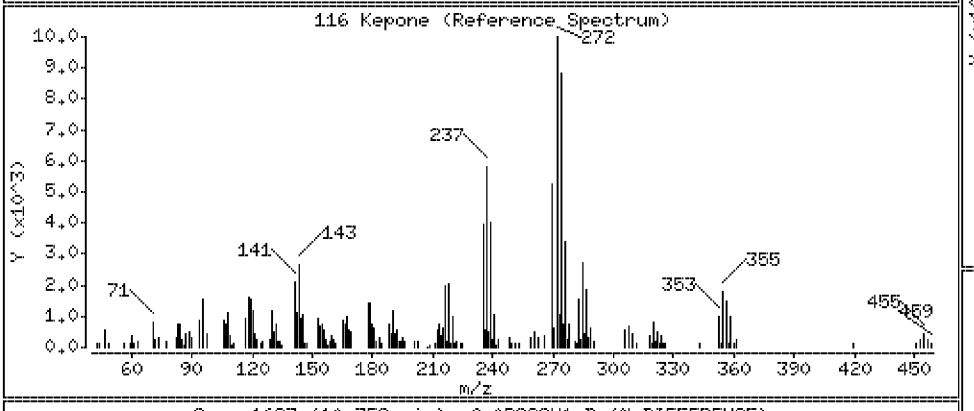

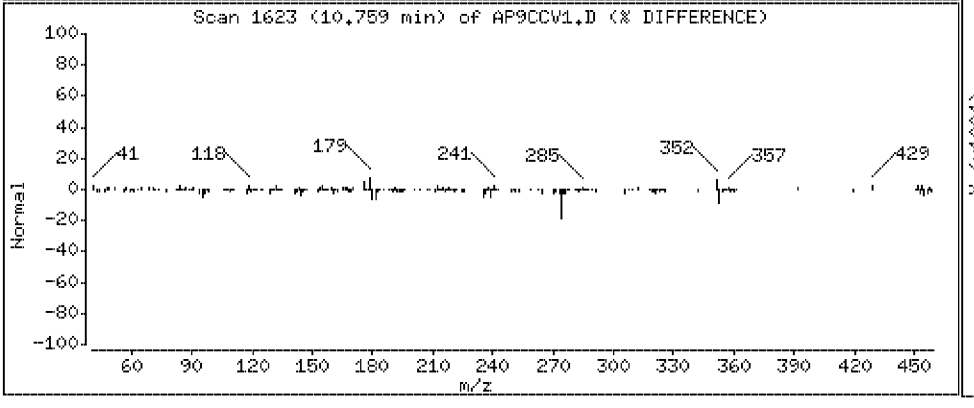

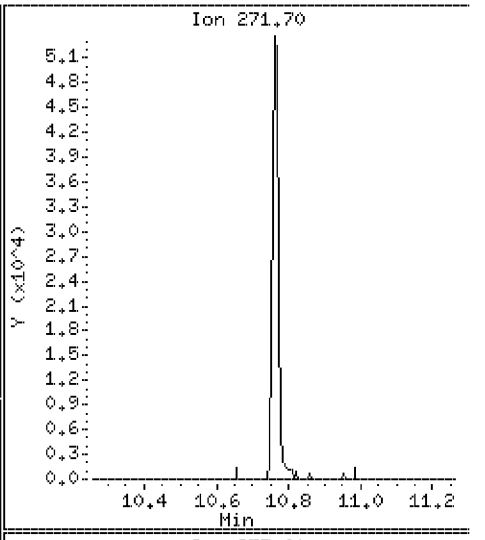

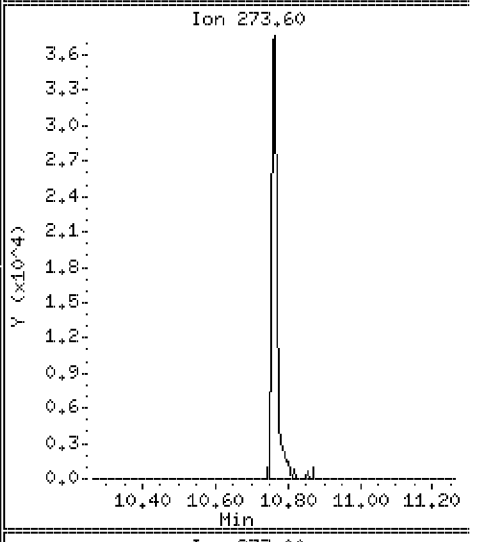

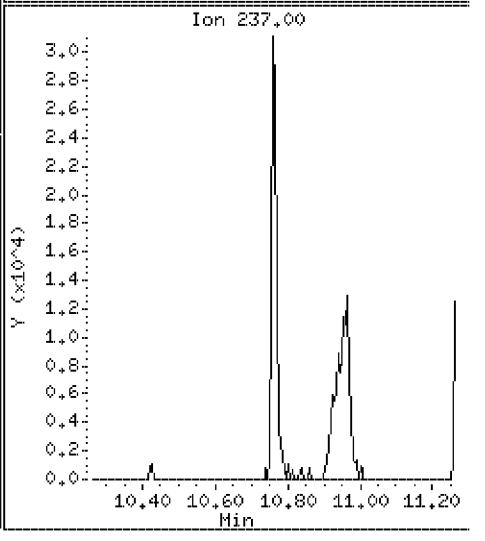

Data File: \\Svecd04\DD\chem\smsd03.i\S3050312.b\AP9CCV1.D

Date : 03-MAY-2012 11:39

Client ID: AP9CCV1 Instrument: smsd03.i

Sample Info: 45958

Purge Volume: 1000.0 Operator: PEL

Column phase: HPMS-5 Column diameter: 0.25

117 3,3-Dimethylbenzidine Concentration: 46.4 ug/l

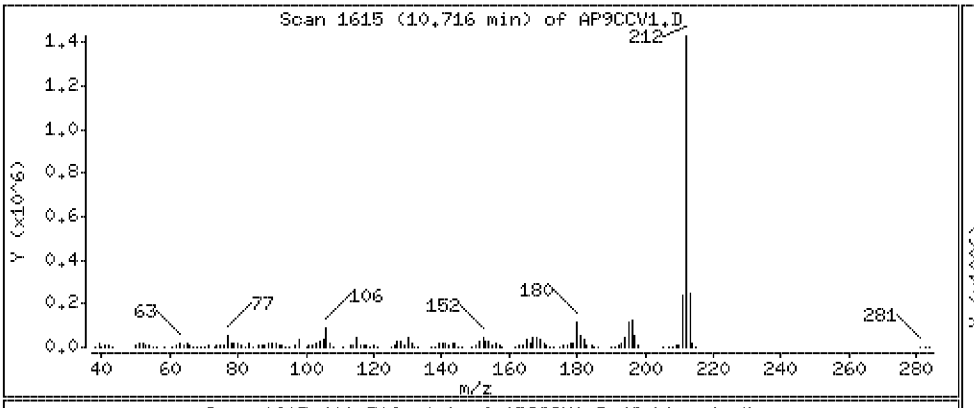

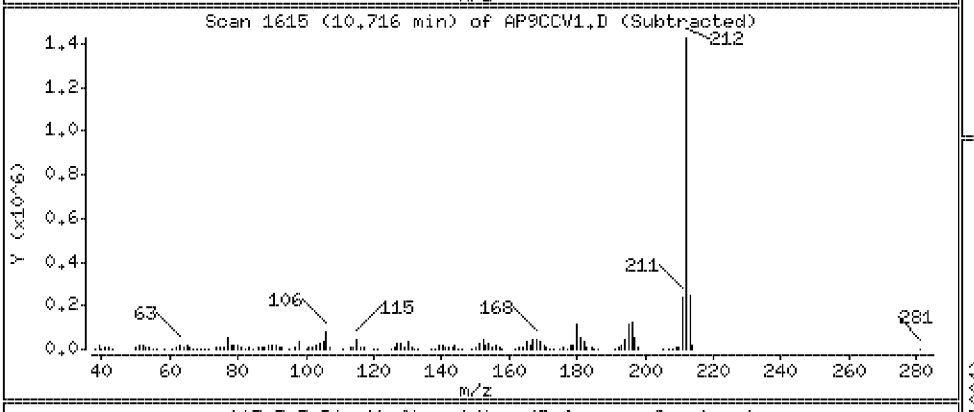

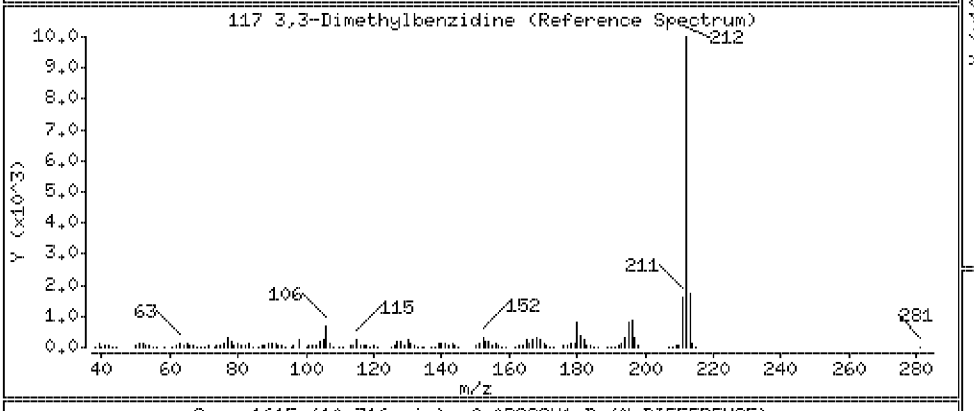

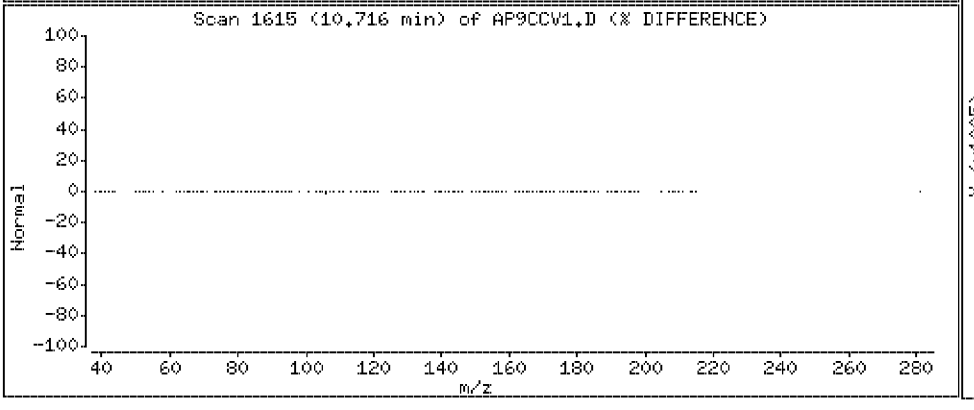

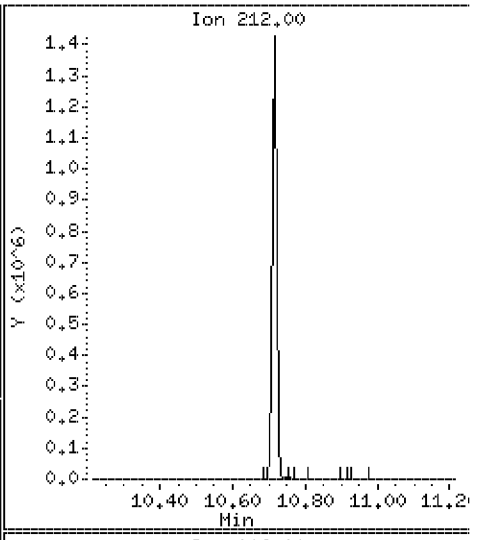

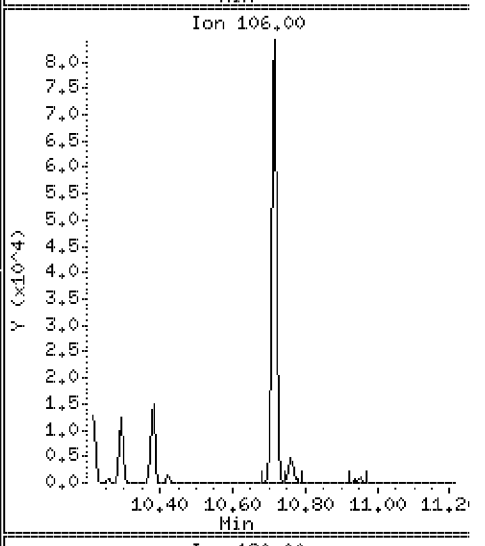

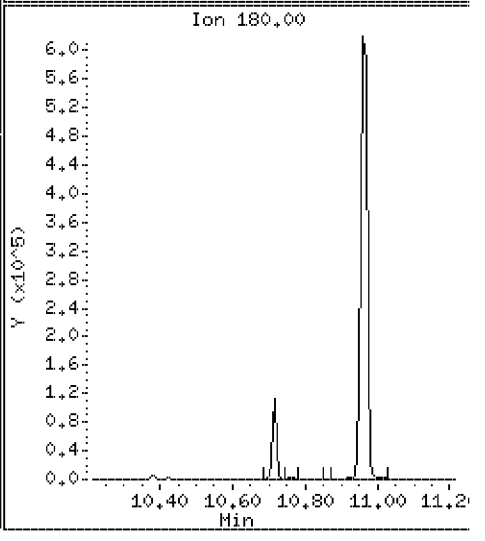

Data File: \\Svecd04\DD\chem\smsd03.i\S3050312.b\AP9CCV1.D

Date : 03-MAY-2012 11:39

Client ID: AP9CCV1

Instrument: smsd03.i

Sample Info: 45958

Purge Volume: 1000.0

Operator: PEL

Column phase: HPMS-5

Column diameter: 0.25

119 2-Acetylaminofluorene

Concentration: 48.4 ug/l

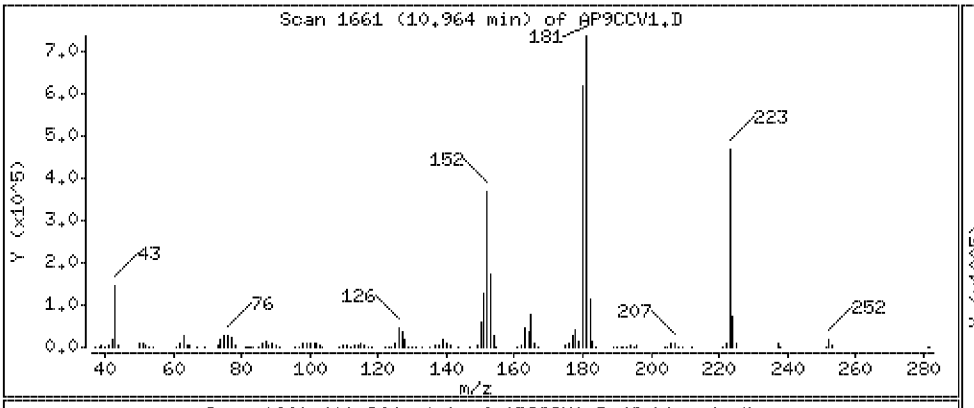

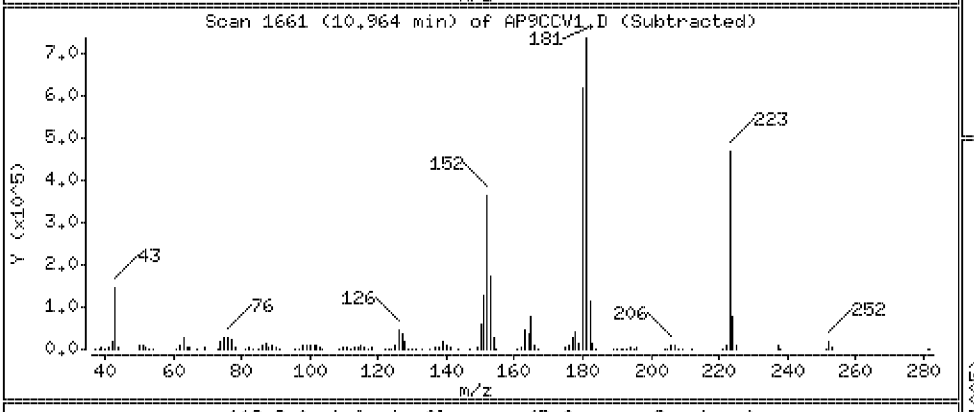

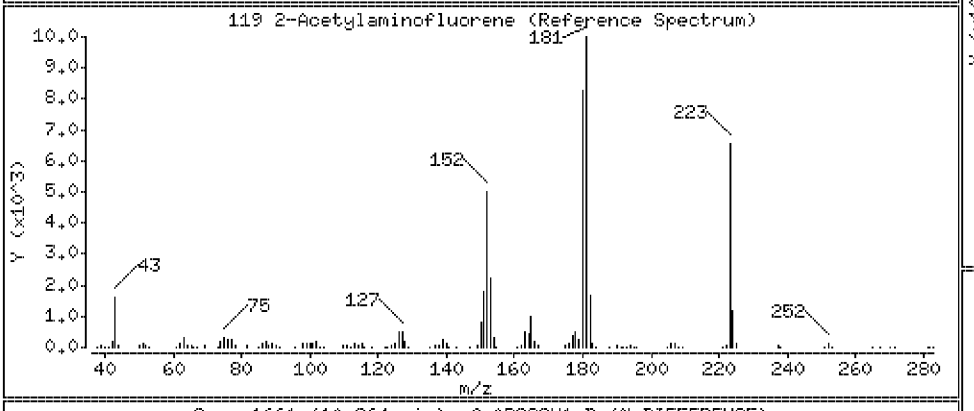

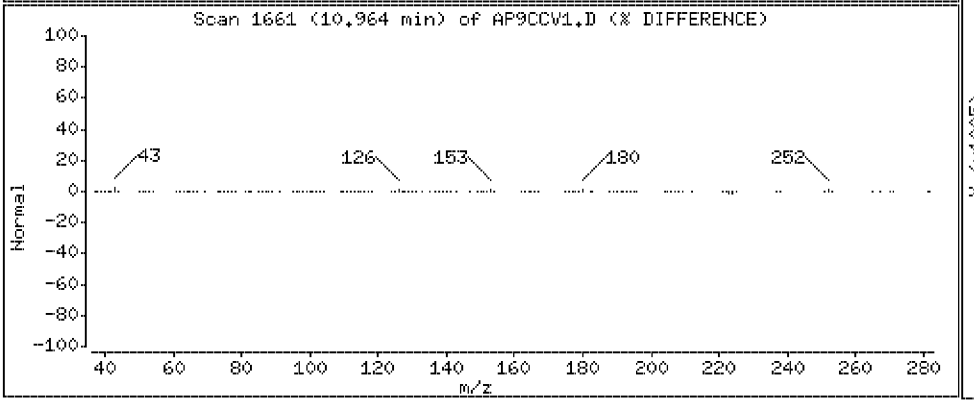

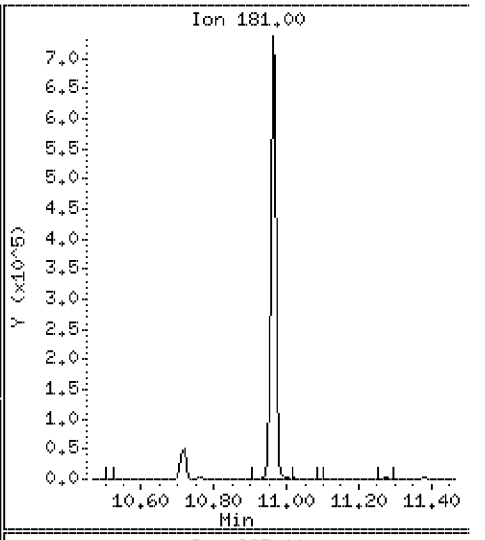

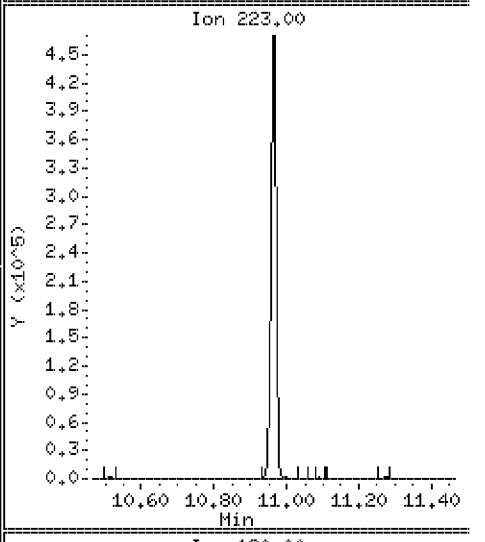

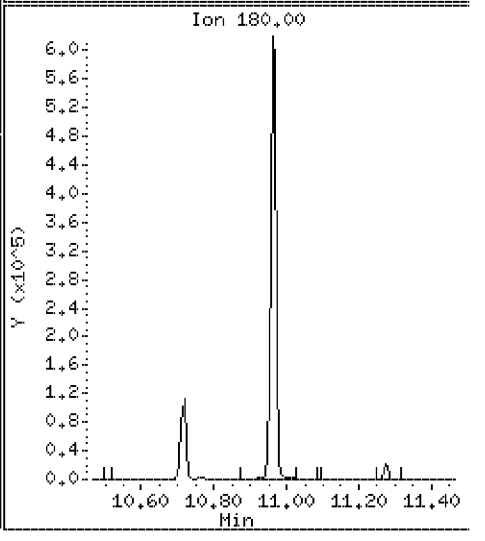

Data File: \\Svecd04\DD\chem\smsd03.i\S3050312.b\AP9CCV1.D

Date : 03-MAY-2012 11:39

Client ID: AP9CCV1 Instrument: smsd03.i

Sample Info: 45958

Purge Volume: 1000.0 Operator: PEL

Column phase: HPMS-5 Column diameter: 0.25

126 7,12-Dimethylbenz(a)anthracen Concentration: 45.9 ug/l

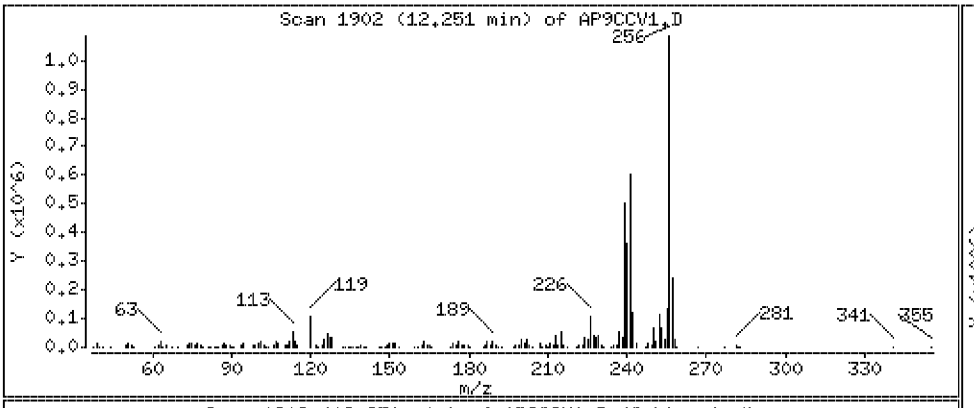

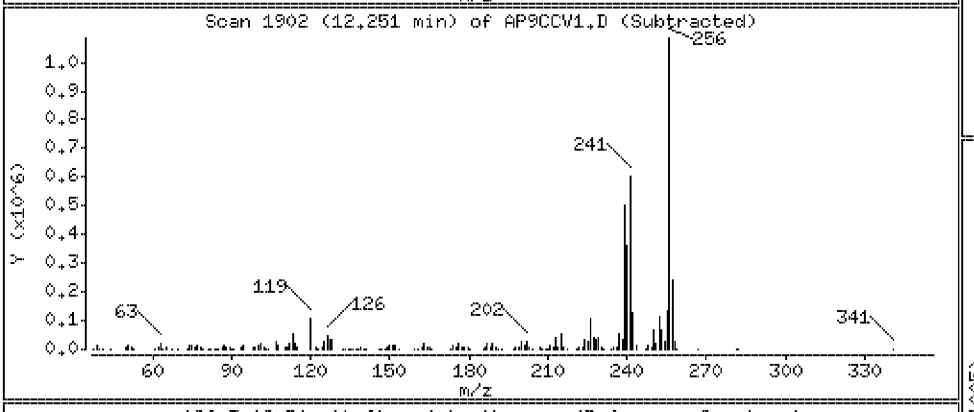

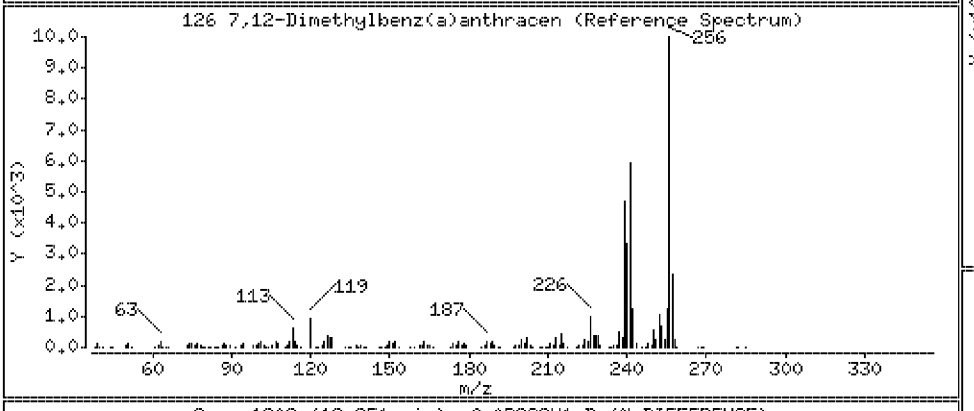

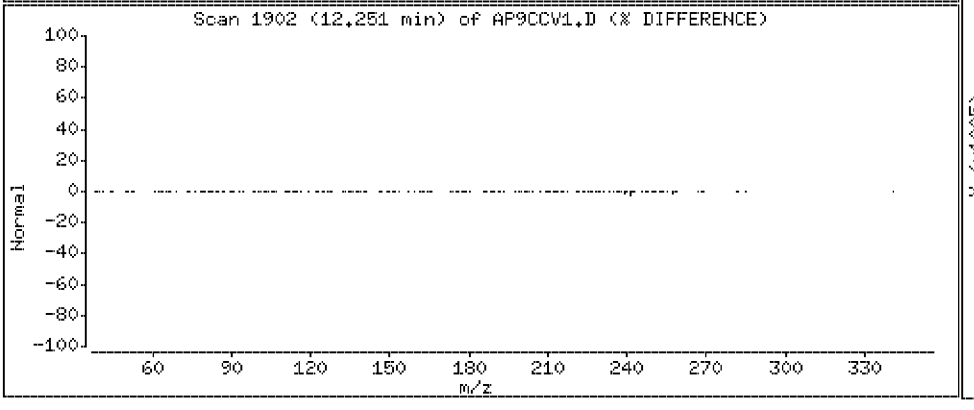

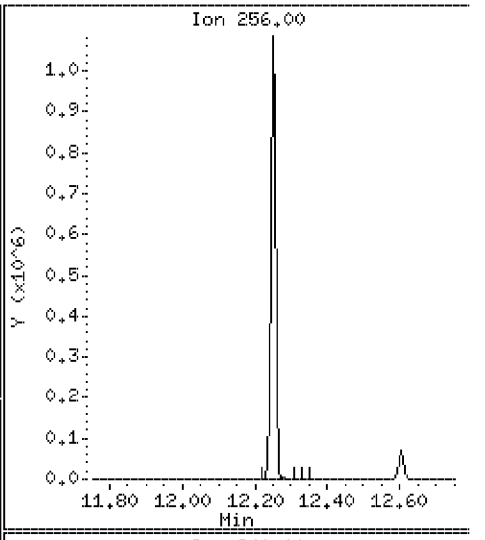

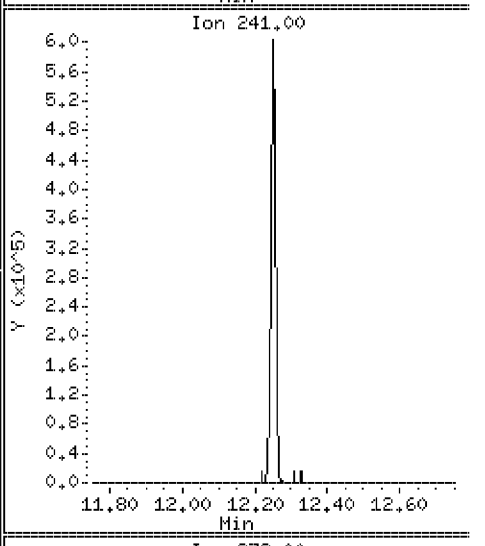

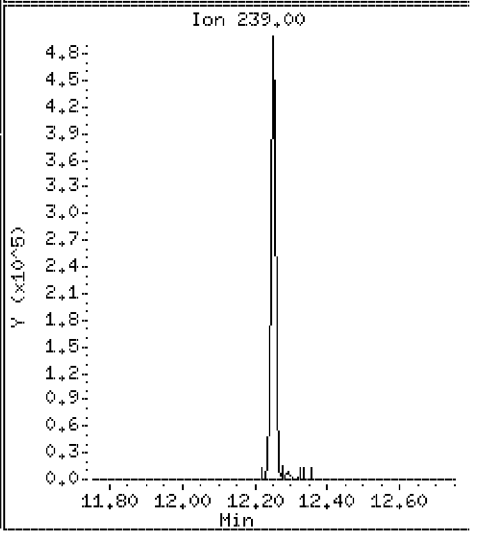

Data File: \\Svecd04\DD\chem\smsd03.i\S3050312.b\AP9CCV1.D

Date : 03-MAY-2012 11:39

Client ID: AP9CCV1 Instrument: smsd03.i

Sample Info: 45958

Purge Volume: 1000.0 Operator: PEL

Column phase: HPMS-5 Column diameter: 0.25

131 3-Methylcholanthrene Concentration: 44.8 ug/l

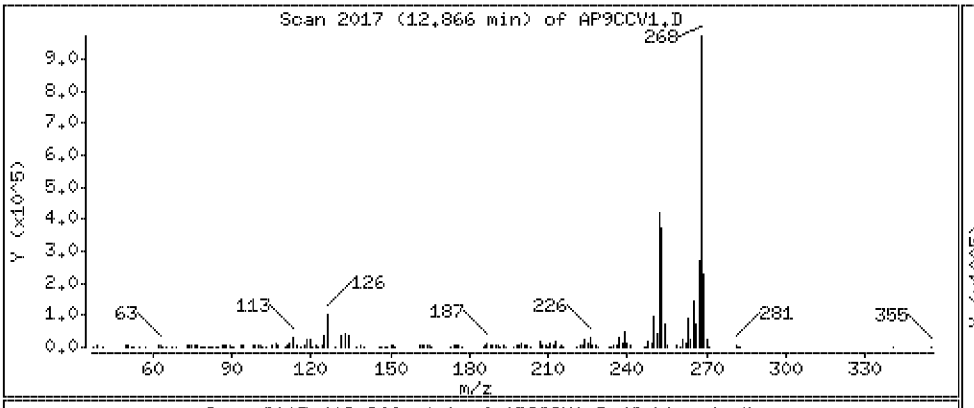

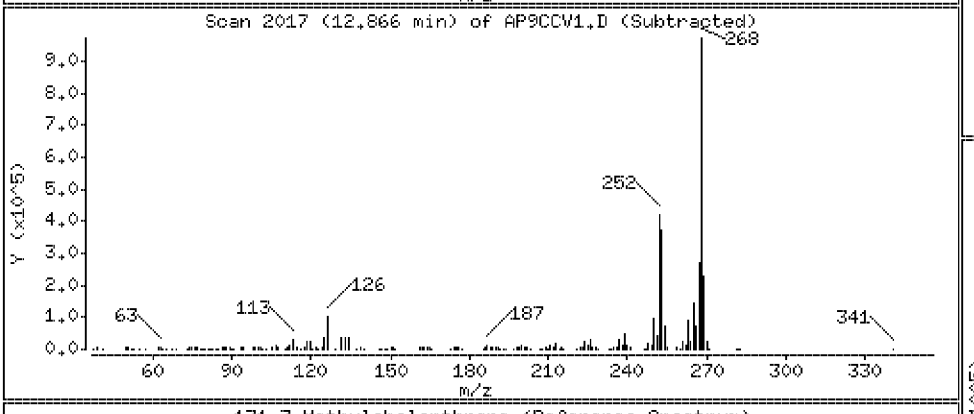

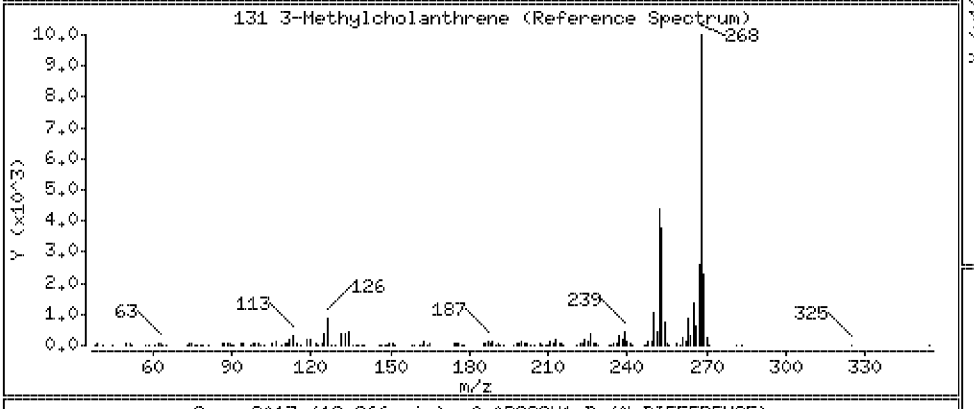

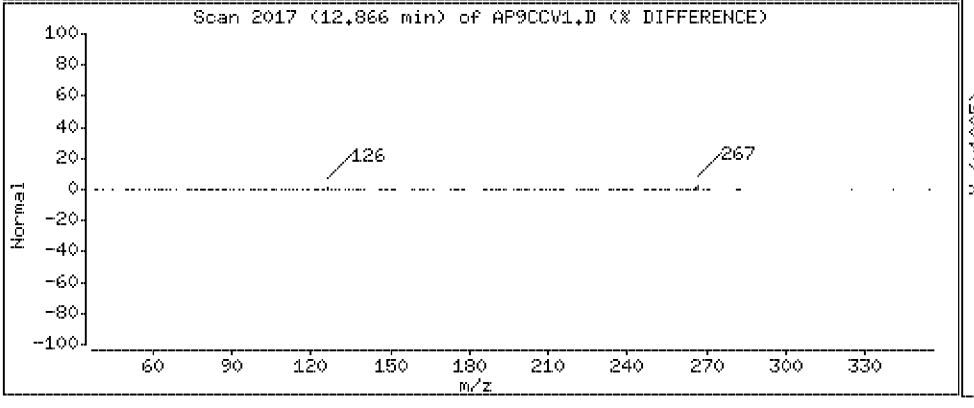

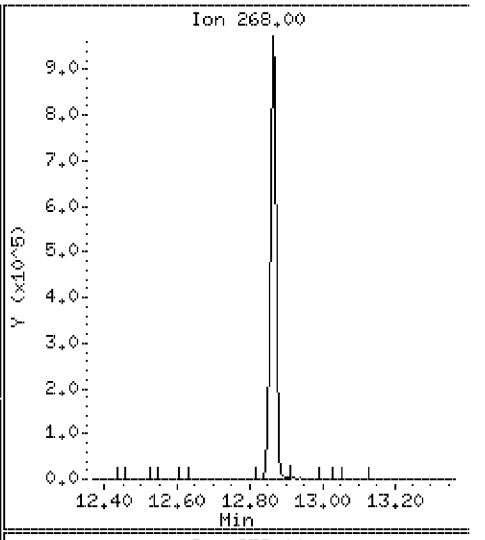

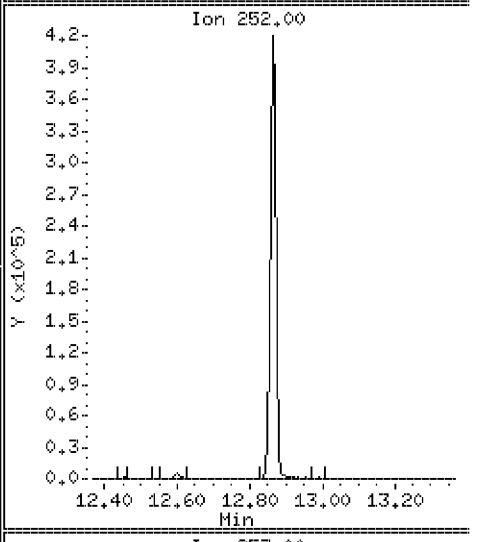

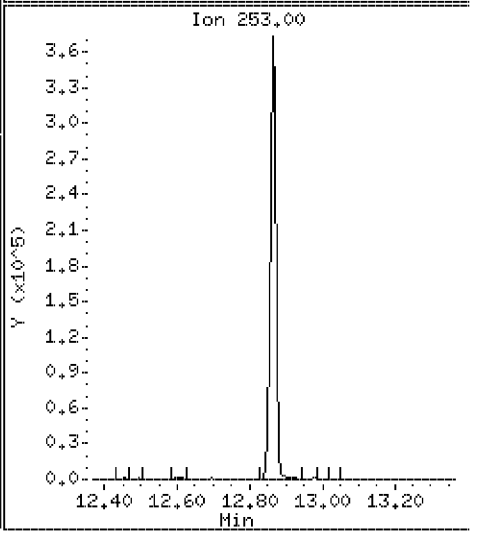

Data File: \\Svecd04\DD\chem\smsd03.i\S3050312.b\AP9CCV1.D

Date : 03-MAY-2012 11:39

Client ID: AP9CCV1 Instrument: smsd03.i

Sample Info: 45958

Purge Volume: 1000.0 Operator: PEL

Column phase: HPMS-5 Column diameter: 0.25

132 Dibenz(a,j)acridine Concentration: 46.9 ug/l

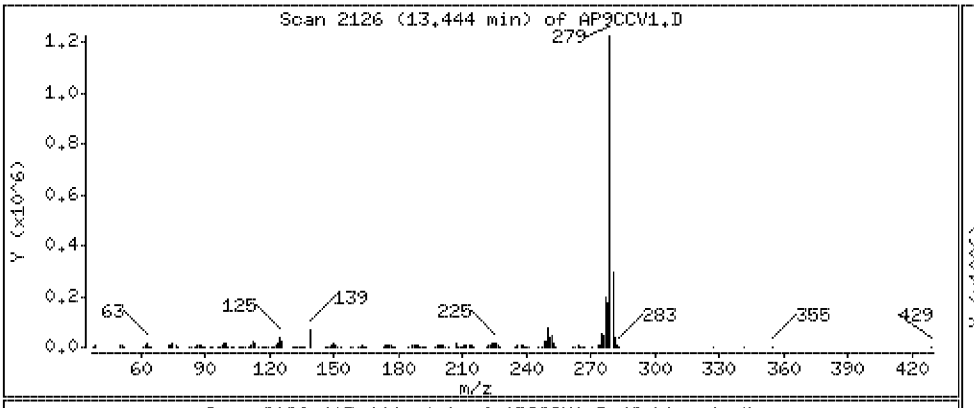

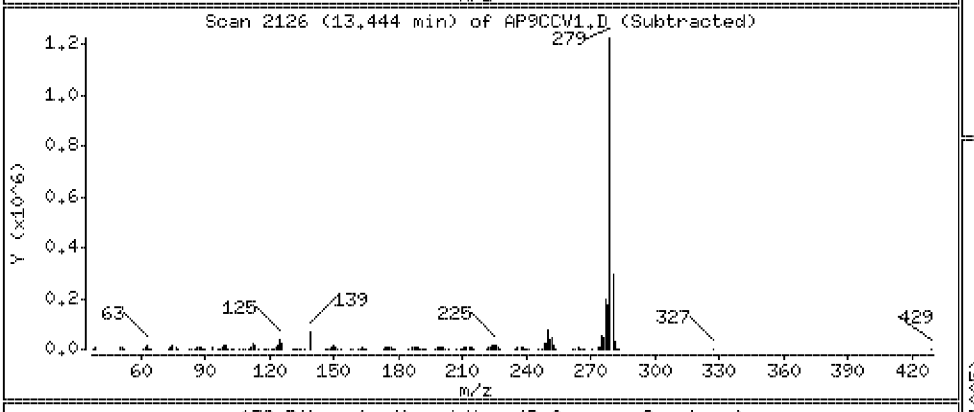

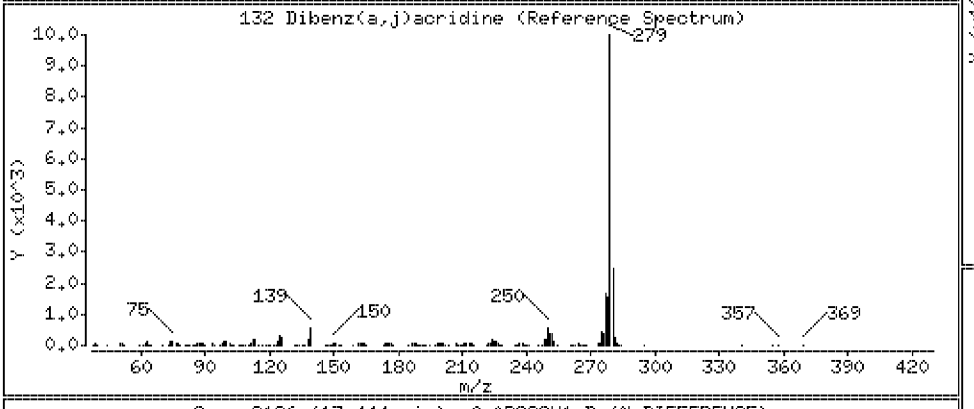

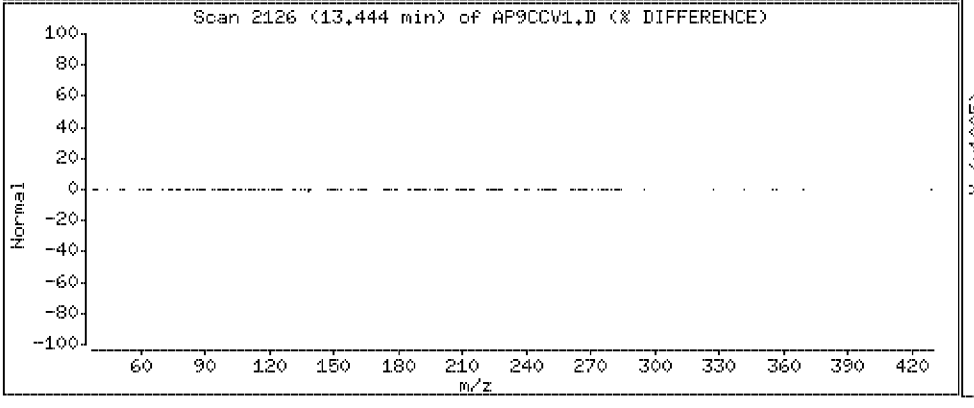

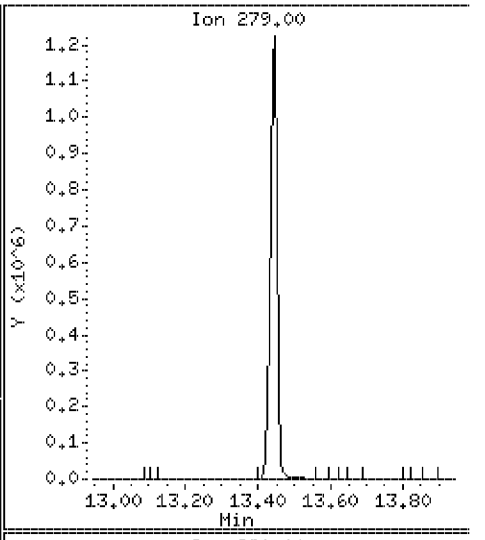

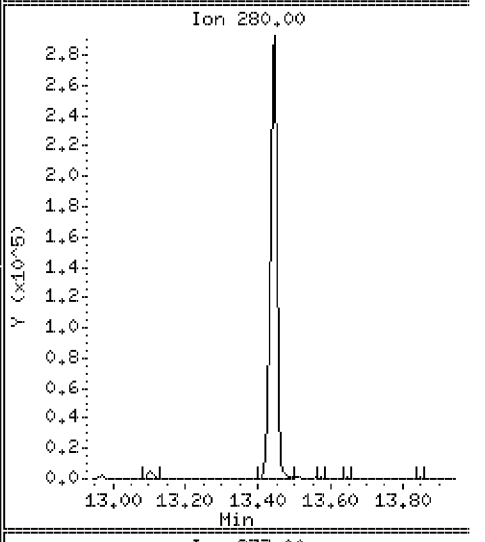

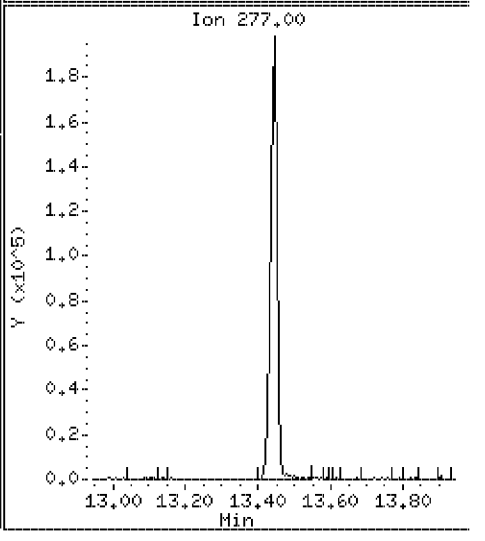

PEL Laboratories, Inc.

Data file : \\Svecd04\DD\chem\smsd03.i\S3050312.b\8270CCV2.D
Lab Smp Id: 45924 Client Smp ID: 8270CCV2
Inj Date : 03-MAY-2012 12:03 MS Autotune Date: 12-SEP-2011 18:58
Operator : PEL Inst ID: smsd03.i
Smp Info : 45924
Misc Info :
Comment :
Method : \\Svecd04\DD\chem\smsd03.i\S3050312.b\8270bcs.m
Meth Date : 03-May-2012 14:03 smsd03.i Quant Type: ISTD
Cal Date : 23-APR-2012 18:17 Cal File: AP9CAL4.D
Als bottle: 4 Continuing Calibration Sample
Dil Factor: 1.00000
Integrator: HP Genie Compound Sublist: 8270caln.sub
Target Version: 4.14 Sample Matrix: WATER

Concentration Formula: Amt * DF * (1/(Vo/1000))*Vf * CpndVariable

Name	Value	Description
DF	1.000	Dilution Factor
Vo	1000.000	Volume of sample extracted (mL)
Vf	1.000	Final Volume
Cpnd Variable		Local Compound Variable

RT	EXP RT	REL RT	MASS	RESPONSE	AMOUNTS CAL-AMT (ug/ml)	AMOUNTS ON-COL (ug/ml)	TARGET RANGE	RATIO	
2 Pyridine						CAS #: 110-86-1			
2.293	2.293	(0.525)	79	418955	45.0000	46.6	80.00- 120.00	100.00	
2.293	2.293	(0.525)	52	165332			9.46- 69.46	39.46	
M 16 Cresols (Total)						CAS #: 1319-77-3			
				718777	90.0000				(a)
1 N-Nitrosodimethylamine						CAS #: 62-75-9			
2.253	2.253	(0.516)	42	209161	45.0000	51.4	80.00- 120.00	100.00	
2.254	2.254	(0.516)	74	269359			98.78- 158.78	128.78	
2.254	2.254	(0.516)	44	8326			0.00- 33.98	3.98	
$ 6 2-Fluorophenol (SURR)						CAS #: 367-12-4			
3.294	3.294	(0.754)	112	640498	90.0000	92.6	80.00- 120.00	100.00	
3.294	3.294	(0.754)	64	403610			33.02- 93.02	63.02	
$ 11 Phenol-d5 (SURR)						CAS #: 4165-62-2			
4.054	4.054	(0.928)	99	860593	90.0000	92.8	80.00- 120.00	100.00	
4.054	4.054	(0.928)	42	175328			0.00- 50.37	20.37	
4.054	4.054	(0.928)	71	492788			27.26- 87.26	57.26	
13 Phenol						CAS #: 108-95-2			
4.065	4.065	(0.931)	94	473120	45.0000	44.9	80.00- 120.00	100.00	(Q)

RT	EXP RT	REL RT	MASS	RESPONSE	AMOUNTS CAL-AMT (ug/ml)	AMOUNTS ON-COL (ug/ml)	TARGET RANGE	RATIO
13 Phenol (continued)								
4.065	4.065	(0.931)	65	190370			10.24- 70.24	40.24
4.064	4.064	(0.931)	66	358386			45.75- 105.75	75.75
10 Aniline						CAS #: 62-53-3		
4.088	4.088	(0.936)	93	486660	45.0000	43.6	80.00- 120.00	100.00(Q)
4.087	4.087	(0.936)	65	105396			0.00- 51.66	21.66
4.087	4.087	(0.936)	66	193070			9.67- 69.67	39.67
14 Bis(2-Chloroethyl)ether						CAS #: 111-44-4		
4.131	4.131	(0.946)	93	304818	45.0000	46.1	80.00- 120.00	100.00
4.131	4.131	(0.946)	63	214190			40.27- 100.27	70.27
4.131	4.131	(0.946)	95	95264			1.25- 61.25	31.25
15 2-Chlorophenol						CAS #: 95-57-8		
4.195	4.195	(0.960)	128	315969	45.0000	45.6	80.00- 120.00	100.00
4.194	4.194	(0.960)	64	167792			23.10- 83.10	53.10
4.195	4.195	(0.960)	130	102997			2.60- 62.60	32.60
17 1,3-Dichlorobenzene						CAS #: 541-73-1		
4.320	4.320	(0.989)	146	387664	45.0000	45.7	80.00- 120.00	100.00
4.320	4.320	(0.989)	148	257930			36.53- 96.53	66.53
4.320	4.320	(0.989)	111	178851			16.14- 76.14	46.14
* 18 1,4-Dichlorobenzene-d4						CAS #: 3855-82-1		
4.367	4.367	(1.000)	152	239363	40.0000		80.00- 120.00	100.00
4.367	4.367	(1.000)	115	150508			32.88- 92.88	62.88
4.367	4.367	(1.000)	150	405481			139.40- 199.40	169.40
19 1,4-Dichlorobenzene						CAS #: 106-46-7		
4.382	4.382	(1.003)	146	408507	45.0000	45.6	80.00- 120.00	100.00
4.382	4.382	(1.003)	148	268515			35.73- 95.73	65.73
4.382	4.382	(1.003)	111	181966			14.54- 74.54	44.54
21 Benzyl alcohol						CAS #: 100-51-6		
4.487	4.487	(1.027)	108	216693	45.0000	45.7	80.00- 120.00	100.00
4.487	4.487	(1.027)	79	408352			158.45- 218.45	188.45
4.487	4.487	(1.027)	77	288694			103.23- 163.23	133.23
20 1,2-Dichlorobenzene						CAS #: 95-50-1		
4.519	4.519	(1.035)	146	367483	45.0000	45.1	80.00- 120.00	100.00
4.519	4.519	(1.035)	148	251416			38.42- 98.42	68.42
4.519	4.519	(1.035)	111	175956			17.88- 77.88	47.88
22 2-Methylphenol						CAS #: 95-48-7		
4.587	4.587	(1.050)	107	283951	45.0000	45.3	80.00- 120.00	100.00
4.587	4.587	(1.050)	108	310281			79.27- 139.27	109.27
4.588	4.588	(1.050)	79	254841			59.75- 119.75	89.75
23 2,2'-oxybis(1-chloropropane)						CAS #: 108-60-1		
4.598	4.598	(1.053)	45	195826	45.0000	42.3	80.00- 120.00	100.00
4.588	4.588	(1.050)	77	288220			117.18- 177.18	147.18
4.599	4.599	(1.053)	121	101128			21.64- 81.64	51.64

RT	EXP RT	REL RT	MASS	RESPONSE	AMOUNTS CAL-AMT (ug/ml)	AMOUNTS ON-COL (ug/ml)	TARGET RANGE	RATIO
28 4-Methylphenol						CAS #: 106-44-5		
4.725	4.725	(1.082)	107	434826	45.0000	48.0	80.00- 120.00	100.00
4.725	4.725	(1.082)	108	346133			49.60- 109.60	79.60
4.725	4.725	(1.082)	79	147910			4.02- 64.02	34.02
26 N-Nitrosodinpropylamine						CAS #: 621-64-7		
4.721	4.721	(1.081)	70	338394	45.0000	48.0	80.00- 120.00	100.00
4.721	4.721	(1.081)	42	132714			9.22- 69.22	39.22
4.722	4.722	(1.081)	130	64979			0.00- 49.20	19.20
30 Hexachloroethane						CAS #: 67-72-1		
4.821	4.821	(1.104)	117	168343	45.0000	47.6	80.00- 120.00	100.00
4.822	4.822	(1.104)	201	200773			89.26- 149.26	119.26
4.822	4.822	(1.104)	199	127378			45.67- 105.67	75.67
$ 31 Nitrobenzene-d5 (SURR)						CAS #: 4165-60-0		
4.864	4.864	(0.880)	82	509596	45.0000	48.6	80.00- 120.00	100.00
4.865	4.865	(0.880)	128	158020			1.01- 61.01	31.01
4.865	4.865	(0.880)	54	193488			7.97- 67.97	37.97
32 Nitrobenzene						CAS #: 98-95-3		
4.882	4.882	(0.883)	77	492883	45.0000	47.6	80.00- 120.00	100.00
4.883	4.883	(0.883)	123	159303			2.32- 62.32	32.32
4.882	4.882	(0.883)	65	74310			0.00- 45.08	15.08
34 Isophorone						CAS #: 78-59-1		
5.097	5.097	(0.922)	82	588412	45.0000	46.7	80.00- 120.00	100.00
5.098	5.098	(0.922)	138	93600			0.00- 45.91	15.91
5.097	5.097	(0.922)	95	54167			0.00- 39.21	9.21
35 2-Nitrophenol						CAS #: 88-75-5		
5.174	5.174	(0.936)	139	179568	45.0000	46.9	80.00- 120.00	100.00
5.173	5.173	(0.936)	65	134131			44.70- 104.70	74.70
5.174	5.174	(0.936)	109	95984			23.45- 83.45	53.45
36 2,4-Dimethylphenol						CAS #: 105-67-9		
5.212	5.212	(0.943)	122	269901	45.0000	45.8	80.00- 120.00	100.00
5.212	5.212	(0.943)	107	386128			113.06- 173.06	143.06
5.212	5.212	(0.943)	121	159101			28.95- 88.95	58.95
38 Bis(2-Chloroethoxy)methane						CAS #: 111-91-1		
5.292	5.292	(0.957)	93	390621	45.0000	45.7	80.00- 120.00	100.00
5.292	5.292	(0.957)	95	127265			2.58- 62.58	32.58
5.293	5.293	(0.957)	123	51593			0.00- 43.21	13.21
40 Benzoic Acid						CAS #: 65-85-0		
5.315	5.315	(0.961)	122	129235	45.0000	33.0	80.00- 120.00	100.00
5.314	5.314	(0.961)	105	186578			114.37- 174.37	144.37
5.313	5.313	(0.961)	77	189090			116.31- 176.31	146.31
41 2,4-Dichlorophenol						CAS #: 120-83-2		
5.403	5.403	(0.977)	162	333865	45.0000	48.0	80.00- 120.00	100.00
5.403	5.403	(0.977)	164	217912			35.27- 95.27	65.27

RT	EXP RT	REL RT	MASS	RESPONSE	AMOUNTS CAL-AMT (ug/ml)	AMOUNTS ON-COL (ug/ml)	TARGET RANGE	RATIO
41 2,4-Dichlorophenol (continued)								
5.402	5.402	(0.977)	98	115471			4.59- 64.59	34.59
42 1,2,4-Trichlorobenzene						CAS #: 120-82-1		
5.475	5.475	(0.990)	180	407112	45.0000	46.8	80.00- 120.00	100.00
5.475	5.475	(0.990)	182	399129			68.04- 128.04	98.04
5.475	5.475	(0.990)	145	114810			0.00- 58.20	28.20
* 43 Naphthalene-d8						CAS #: 1146-65-2		
5.530	5.530	(1.000)	136	777490	40.0000		80.00- 120.00	100.00
5.529	5.529	(1.000)	68	39696			0.00- 35.11	5.11
44 Naphthalene						CAS #: 91-20-3		
5.550	5.550	(1.004)	128	923371	45.0000	46.3	80.00- 120.00	100.00
5.549	5.549	(1.004)	129	105335			0.00- 41.41	11.41
5.550	5.550	(1.004)	127	130663			0.00- 43.27	14.15
45 4-Chloroaniline						CAS #: 106-47-8		
5.602	5.602	(1.013)	127	376628	45.0000	44.9	80.00- 120.00	100.00
5.602	5.602	(1.013)	129	119742			1.79- 61.79	31.79
5.601	5.601	(1.013)	65	167339			14.43- 74.43	44.43
48 Hexachlorobutadiene						CAS #: 87-68-3		
5.666	5.666	(1.025)	225	332828	45.0000	50.1	80.00- 120.00	100.00
5.666	5.666	(1.025)	223	202036			30.70- 90.70	60.70
5.667	5.667	(1.025)	227	217701			35.41- 95.41	65.41
51 4-Chloro-3-methylphenol						CAS #: 59-50-7		
6.073	6.073	(1.098)	107	320766	45.0000	47.9	80.00- 120.00	100.00
6.073	6.073	(1.098)	144	80037			0.00- 54.95	24.95
6.073	6.073	(1.098)	142	240344			44.93- 104.93	74.93
53 2-Methylnaphthalene						CAS #: 91-57-6		
6.209	6.209	(1.123)	142	685197	45.0000	47.2	80.00- 120.00	100.00
6.209	6.209	(1.123)	141	591672			56.35- 116.35	86.35
54 1-Methylnaphthalene						CAS #: 90-12-0		
6.305	6.305	(1.140)	142	615034	45.0000	46.6	80.00- 120.00	100.00
6.305	6.305	(1.140)	141	558141			60.75- 120.75	90.75
55 Hexachlorocyclopentadiene						CAS #: 77-47-4		
6.365	6.365	(0.881)	237	424391	45.0000	49.8	80.00- 120.00	100.00
6.365	6.365	(0.881)	235	258010			30.80- 90.80	60.80
6.366	6.366	(0.881)	272	56647			0.00- 43.35	13.35
57 2,4,6-Trichlorophenol						CAS #: 88-06-2		
6.488	6.488	(0.898)	196	297298	45.0000	44.2	80.00- 120.00	100.00
6.489	6.489	(0.898)	198	281355			64.64- 124.64	94.64
6.488	6.488	(0.898)	200	91621			0.82- 60.82	30.82
58 2,4,5-Trichlorophenol						CAS #: 95-95-4		
6.529	6.529	(0.904)	196	321935	45.0000	51.8	80.00- 120.00	100.00
6.529	6.529	(0.904)	198	305185			64.80- 124.80	94.80

```
                                          AMOUNTS
                                        CAL-AMT   ON-COL
  RT   EXP RT   REL RT   MASS  RESPONSE (ug/ml)  (ug/ml)   TARGET RANGE    RATIO
 ==== ======== ========  ====  ======== =======  =======   ============    =====

   58 2,4,5-Trichlorophenol (continued)
6.528    6.528 ( 0.904)    97    173725                    23.96-  83.96    53.96
--------------------------------------------------------------------------------
$  59 2-Fluorobiphenyl (SURR)                        CAS #: 321-60-8
6.565    6.565 ( 0.909)   172    995232 45.0000     47.6  80.00- 120.00   100.00
6.565    6.565 ( 0.909)   171    349187                    5.09-  65.09    35.09
--------------------------------------------------------------------------------
   62 2-Chloronaphthalene                           CAS #: 91-58-7
6.682    6.682 ( 0.925)   162    734344 45.0000     46.4  80.00- 120.00   100.00
6.682    6.682 ( 0.925)   164    248284                    3.81-  63.81    33.81
6.682    6.682 ( 0.925)   127    281212                    8.29-  68.29    38.29
--------------------------------------------------------------------------------
   63 2-Nitroaniline                                CAS #: 88-74-4
6.788    6.788 ( 0.940)    65    253237 45.0000     46.4  80.00- 120.00   100.00
6.789    6.789 ( 0.940)    92    153463                   30.60-  90.60    60.60
6.789    6.789 ( 0.940)   138    205847                   51.29- 111.29    81.29
--------------------------------------------------------------------------------
   65 Dimethylphthalate                             CAS #: 131-11-3
6.962    6.962 ( 0.964)   163    854637 45.0000     47.0  80.00- 120.00   100.00
6.962    6.962 ( 0.964)   194     53471                    0.00-  36.26     6.26
6.962    6.962 ( 0.964)   164     95029                    0.00-  40.55    11.12
--------------------------------------------------------------------------------
   68 Acenaphthylene                                CAS #: 208-96-8
7.086    7.086 ( 0.981)   152   1104477 45.0000     47.2  80.00- 120.00   100.00
7.086    7.086 ( 0.981)   151    221064                    0.00-  50.02    20.02
7.086    7.086 ( 0.981)   153    148927                    0.00-  43.48    13.48
--------------------------------------------------------------------------------
   67 2,6-Dinitrotoluene                            CAS #: 606-20-2
7.023    7.023 ( 0.972)   165    192186 45.0000     46.7  80.00- 120.00   100.00
7.022    7.022 ( 0.972)    89    155737                   51.03- 111.03    81.03
7.022    7.022 ( 0.972)    63    156846                   51.61- 111.61    81.61
--------------------------------------------------------------------------------
   69 3-Nitroaniline                                CAS #: 99-09-2
7.192    7.192 ( 0.995)   138    161422 45.0000     44.2  80.00- 120.00   100.00
7.192    7.192 ( 0.996)   108     18342                    0.00-  41.36    11.36
7.192    7.192 ( 0.995)    92    218599                  105.42- 165.42   135.42
--------------------------------------------------------------------------------
*  70 Acenaphthene-d10                              CAS #: 15067-26-2
7.225    7.225 ( 1.000)   164    540197 40.0000          80.00- 120.00   100.00
7.225    7.225 ( 1.000)   162    517617                   65.82- 125.82    95.82
7.225    7.225 ( 1.000)   160    238650                   14.18-  74.18    44.18
--------------------------------------------------------------------------------
   71 Acenaphthene                                  CAS #: 83-32-9
7.257    7.257 ( 1.004)   154    654088 45.0000     46.0  80.00- 120.00   100.00
7.257    7.257 ( 1.004)   153    712888                   78.99- 138.99   108.99
7.257    7.257 ( 1.004)   152    351230                   23.70-  83.70    53.70
--------------------------------------------------------------------------------
   72 2,4-Dinitrophenol                             CAS #: 51-28-5
7.290    7.290 ( 1.009)   184    107607 45.0000     40.8  80.00- 120.00   100.00
7.289    7.289 ( 1.009)    63     83403                   47.51- 107.51    77.51
7.291    7.291 ( 1.009)   154     75650                   40.30- 100.30    70.30
--------------------------------------------------------------------------------
   74 4-Nitrophenol                                 CAS #: 100-02-7
7.380    7.380 ( 1.021)   109    202589 45.0000     51.0  80.00- 120.00   100.00
```

```
                                          AMOUNTS
                                        CAL-AMT   ON-COL
  RT   EXP RT   REL RT   MASS  RESPONSE (ug/ml)  (ug/ml)   TARGET RANGE    RATIO
 ==== ======== ========  ====  ======== =======  =======   ============    =====

   74 4-Nitrophenol (continued)
7.380    7.380 ( 1.021)   139    131725                    35.02-  95.02    65.02
7.379    7.379 ( 1.021)    65    194078                    65.80- 125.80    95.80
-------------------------------------------------------------------------------
   75 Dibenzofuran                                  CAS #: 132-64-9
7.425    7.425 ( 1.028)   168   1106004 45.0000     47.8  80.00- 120.00   100.00
7.425    7.425 ( 1.028)   139    462275                    11.80-  71.80    41.80
-------------------------------------------------------------------------------
   76 2,4-Dinitrotoluene                            CAS #: 121-14-2
7.417    7.417 ( 1.027)   165    267594 45.0000     46.4  80.00- 120.00   100.00
7.418    7.418 ( 1.027)    63    249784                    63.34- 123.34    93.34
7.416    7.416 ( 1.027)    89    287393                    77.40- 137.40   107.40
-------------------------------------------------------------------------------
   80 Diethylphthalate                              CAS #: 84-66-2
7.651    7.651 ( 1.059)   149    798108 45.0000     47.5  80.00- 120.00   100.00
7.651    7.651 ( 1.059)   177    190051                     0.00-  53.81    23.81
7.651    7.651 ( 1.059)   150     97388                     0.00-  42.20    12.20
-------------------------------------------------------------------------------
   81 Fluorene                                      CAS #: 86-73-7
7.760    7.760 ( 1.074)   166    989240 45.0000     49.4  80.00- 120.00   100.00
7.760    7.760 ( 1.074)   165    934568                    64.47- 124.47    94.47
7.760    7.760 ( 1.074)   167    137523                     0.00-  43.90    13.90
-------------------------------------------------------------------------------
   82 4-Chlorophenyl-phenylether                    CAS #: 7005-72-3
7.759    7.759 ( 1.074)   204    598690 45.0000     49.9  80.00- 120.00   100.00
7.758    7.758 ( 1.074)   206    204334                     4.13-  64.13    34.13
7.758    7.758 ( 1.074)   141    327516                    24.71-  84.71    54.71
-------------------------------------------------------------------------------
   84 4-Nitroaniline                                CAS #: 100-01-6
7.795    7.795 ( 1.079)   138    127414 45.0000     40.3  80.00- 120.00   100.00
7.794    7.794 ( 1.079)    92     90317                    40.88- 100.88    70.88
7.794    7.794 ( 1.079)   108    230436                   150.86- 210.86   180.86
-------------------------------------------------------------------------------
   85 4,6-Dinitro-2-methylphenol                    CAS #: 534-52-1
7.818    7.818 ( 0.901)   198    184864 45.0000     41.8  80.00- 120.00   100.00
7.816    7.816 ( 0.901)    51     71925                     8.91-  68.91    38.91
7.817    7.817 ( 0.901)   105     66931                     6.21-  66.21    36.21
-------------------------------------------------------------------------------
   86 N-Nitrosodiphenylamine                        CAS #: 86-30-6
7.878    7.878 ( 0.908)   169    563449 45.0000     43.7  80.00- 120.00   100.00
7.878    7.878 ( 0.908)   168    366215                    35.00-  95.00    65.00
7.878    7.878 ( 0.908)   167    203909                     6.19-  66.19    36.19
-------------------------------------------------------------------------------
   87 1,2-Diphenylhydrazine                         CAS #: 122-66-7
7.914    7.914 ( 1.095)    77    952111 45.0000     49.3  80.00- 120.00   100.00
7.915    7.915 ( 1.096)   105    115627                     0.00-  42.14    12.14
7.916    7.916 ( 1.096)   182    234459                     0.00-  54.63    24.63
-------------------------------------------------------------------------------
$  88 2,4,6-Tribromophenol (SURR)                   CAS #: 118-79-6
8.001    8.001 ( 1.108)   330    369174 90.0000     97.8  80.00- 120.00   100.00
8.001    8.001 ( 1.108)   332    360833                    67.74- 127.74    97.74
7.999    7.999 ( 1.107)   141    152170                    11.22-  71.22    41.22
-------------------------------------------------------------------------------
```

RT	EXP RT	REL RT	MASS	RESPONSE	AMOUNTS CAL-AMT (ug/ml)	AMOUNTS ON-COL (ug/ml)	TARGET RANGE	RATIO
93 4-Bromophenylphenylether						CAS #: 101-55-3		
8.237	8.237	(0.949)	248	340928	45.0000	45.6	80.00- 120.00	100.00
8.237	8.237	(0.949)	250	332823			67.62- 127.62	97.62
8.236	8.236	(0.949)	141	219836			34.48- 94.48	64.48
94 Hexachlorobenzene						CAS #: 118-74-1		
8.305	8.305	(0.957)	284	390749	45.0000	45.5	80.00- 120.00	100.00
8.304	8.304	(0.957)	142	127493			2.63- 62.63	32.63
8.305	8.305	(0.957)	249	120204			0.76- 60.76	30.76
96 Pentachlorophenol						CAS #: 87-86-5		
8.501	8.501	(0.979)	266	240414	45.0000	47.6	80.00- 120.00	100.00
8.501	8.501	(0.979)	264	146346			30.87- 90.87	60.87
8.501	8.501	(0.979)	268	153097			33.68- 93.68	63.68
* 100 Phenanthrene-d10						CAS #: 1517-22-2		
8.679	8.679	(1.000)	188	1022626	40.0000		80.00- 120.00	100.00
8.678	8.678	(1.000)	94	56535			0.00- 35.53	5.53
8.678	8.678	(1.000)	80	75054			0.00- 37.34	7.34
101 Phenanthrene						CAS #: 85-01-8		
8.703	8.703	(1.003)	178	1219543	45.0000	46.3	80.00- 120.00	100.00
8.703	8.703	(1.003)	179	194559			0.00- 45.95	15.95
8.703	8.703	(1.003)	176	244417			0.00- 50.04	20.04
103 Anthracene						CAS #: 120-12-7		
8.752	8.752	(1.008)	178	1230685	45.0000	46.9	80.00- 120.00	100.00
8.752	8.752	(1.008)	179	190797			0.00- 45.50	15.50
8.752	8.752	(1.008)	176	243527			0.00- 49.79	19.79
104 Carbazole						CAS #: 86-74-8		
8.914	8.914	(1.027)	167	971171	45.0000	44.4	80.00- 120.00	100.00
8.914	8.914	(1.027)	139	135793			0.00- 43.98	13.98
8.914	8.914	(1.027)	83	53994			0.00- 35.56	5.56
105 Di-n-butylphthalate						CAS #: 84-74-2		
9.249	9.249	(1.066)	149	1330480	45.0000	48.2	80.00- 120.00	100.00
9.249	9.249	(1.066)	150	123407			0.00- 39.28	9.28
9.248	9.248	(1.066)	104	112726			0.00- 38.47	8.47
109 Fluoranthene						CAS #: 206-44-0		
9.870	9.870	(1.137)	202	1440716	45.0000	47.7	80.00- 120.00	100.00
9.869	9.869	(1.137)	101	88652			0.00- 36.15	6.15
9.870	9.870	(1.137)	203	270591			0.00- 48.78	18.78
111 Pyrene						CAS #: 129-00-0		
10.093	10.093	(0.895)	202	1554885	45.0000	43.9	80.00- 120.00	100.00
10.093	10.093	(0.895)	200	344322			0.00- 52.14	22.14
10.093	10.093	(0.895)	203	294229			0.00- 48.92	18.92
$ 112 Terphenyl-d14 (SURR)						CAS #: 1718-51-0		
10.242	10.242	(0.908)	244	1480636	45.0000	44.1	80.00- 120.00	100.00
10.241	10.241	(0.908)	122	91320			0.00- 36.17	6.17

RT	EXP RT	REL RT	MASS	RESPONSE	AMOUNTS CAL-AMT (ug/ml)	AMOUNTS ON-COL (ug/ml)	TARGET RANGE	RATIO
$ 112 Terphenyl-d14 (SURR) (continued)								
10.242	10.242	(0.908)	212	118798			0.00- 38.02	8.02
118 Butylbenzylphthalate						CAS #: 85-68-7		
10.720	10.720	(0.951)	149	639586	45.0000	41.7	80.00- 120.00	100.00
10.719	10.719	(0.950)	91	554951			56.77- 116.77	86.77
10.721	10.721	(0.951)	206	172480			0.00- 56.97	26.97
120 Benzo[a]anthracene						CAS #: 56-55-3		
11.267	11.267	(0.999)	228	1970246	45.0000	44.1	80.00- 120.00	100.00
11.267	11.267	(0.999)	229	404563			0.00- 50.53	20.53
11.267	11.267	(0.999)	226	539798			0.00- 57.40	27.40
* 121 Chrysene-d12						CAS #: 1719-03-5		
11.278	11.278	(1.000)	240	1780657	40.0000		80.00- 120.00	100.00
11.276	11.276	(1.000)	120	100834			0.00- 35.66	5.66
11.278	11.278	(1.000)	236	472739			0.00- 56.55	26.55
123 Chrysene						CAS #: 218-01-9		
11.303	11.303	(1.002)	228	1703561	45.0000	43.5	80.00- 120.00	100.00
11.304	11.304	(1.002)	226	532688			1.27- 61.27	31.27
11.304	11.304	(1.002)	229	360652			0.00- 51.17	21.17
124 Bis-2-Ethylhexylphthalate						CAS #: 117-81-7		
11.274	11.274	(1.000)	149	1223185	45.0000	46.2	80.00- 120.00	100.00
11.275	11.275	(1.000)	167	386564			1.60- 61.60	31.60
11.276	11.276	(1.000)	279	117542			0.00- 39.61	9.61
125 Di-n-octylphthalate						CAS #: 117-84-0		
11.876	11.876	(0.942)	149	1565426	45.0000	48.5	80.00- 120.00	100.00
11.876	11.876	(0.942)	167	26474			0.00- 31.69	1.69
11.875	11.875	(0.942)	43	132363			0.00- 38.46	8.46
127 Benzo[b]fluoranthene						CAS #: 205-99-2		
12.261	12.261	(0.973)	252	1909160	45.0000	47.9	80.00- 120.00	100.00
12.261	12.261	(0.973)	253	421178			0.00- 52.06	22.06
12.260	12.260	(0.973)	125	80379			0.00- 34.21	4.21
128 Benzo[k]fluoranthene						CAS #: 207-08-9		
12.286	12.286	(0.975)	252	1885139	45.0000	47.1	80.00- 120.00	100.00
12.286	12.286	(0.975)	253	450879			0.00- 53.92	23.92
12.285	12.285	(0.975)	125	92080			0.00- 34.88	4.88
129 Benzo[a]pyrene						CAS #: 50-32-8		
12.551	12.551	(0.996)	252	1821173	45.0000	46.8	80.00- 120.00	100.00
12.551	12.551	(0.996)	253	404831			0.00- 52.23	22.23
12.549	12.549	(0.996)	125	88547			0.00- 34.86	4.86
* 130 Perylene-d12						CAS #: 1520-96-3		
12.603	12.603	(1.000)	264	1498951	40.0000		80.00- 120.00	100.00
12.603	12.603	(1.000)	260	365489			0.00- 54.38	24.38
12.603	12.603	(1.000)	265	343078			0.00- 52.89	22.89

RT	EXP RT	REL RT	MASS	RESPONSE	AMOUNTS CAL-AMT (ug/ml)	AMOUNTS ON-COL (ug/ml)	TARGET RANGE	RATIO
133 Indeno[1,2,3-cd]pyrene						CAS #: 193-39-5		
13.646	13.646	(1.083)	276	2326456	45.0000	48.0	80.00- 120.00	100.00
13.647	13.647	(1.083)	138	258775			0.00- 41.12	11.12
13.646	13.646	(1.083)	277	615847			0.00- 56.47	26.47
134 Dibenz[a,h]anthracene						CAS #: 53-70-3		
13.651	13.651	(1.083)	278	2067233	45.0000	48.8	80.00- 120.00	100.00
13.649	13.649	(1.083)	139	139850			0.00- 36.77	6.77
13.651	13.651	(1.083)	279	488650			0.00- 53.64	23.64
135 Benzo[g,h,i]perylene						CAS #: 191-24-2		
13.942	13.942	(1.106)	276	1717016	45.0000	46.3	80.00- 120.00	100.00
13.940	13.940	(1.106)	138	154101			0.00- 38.97	8.97
13.942	13.942	(1.106)	277	421843			0.00- 54.57	24.57

QC Flag Legend

a - Target compound detected but, quantitated amount
    Below Limit Of Quantitation(BLOQ).
Q - Qualifier signal failed the ratio test.

Data File: \\Svecd04\DD\chem\smsd03.i\S3050312.b\8270CCV2.D
Date : 03-MAY-2012 12:03
Client ID: 8270CCV2
Sample Info: 45924
Purge Volume: 1000.0
Column phase: HPMS-5

Instrument: smsd03.i
Operator: PEL
Column diameter: 0.25

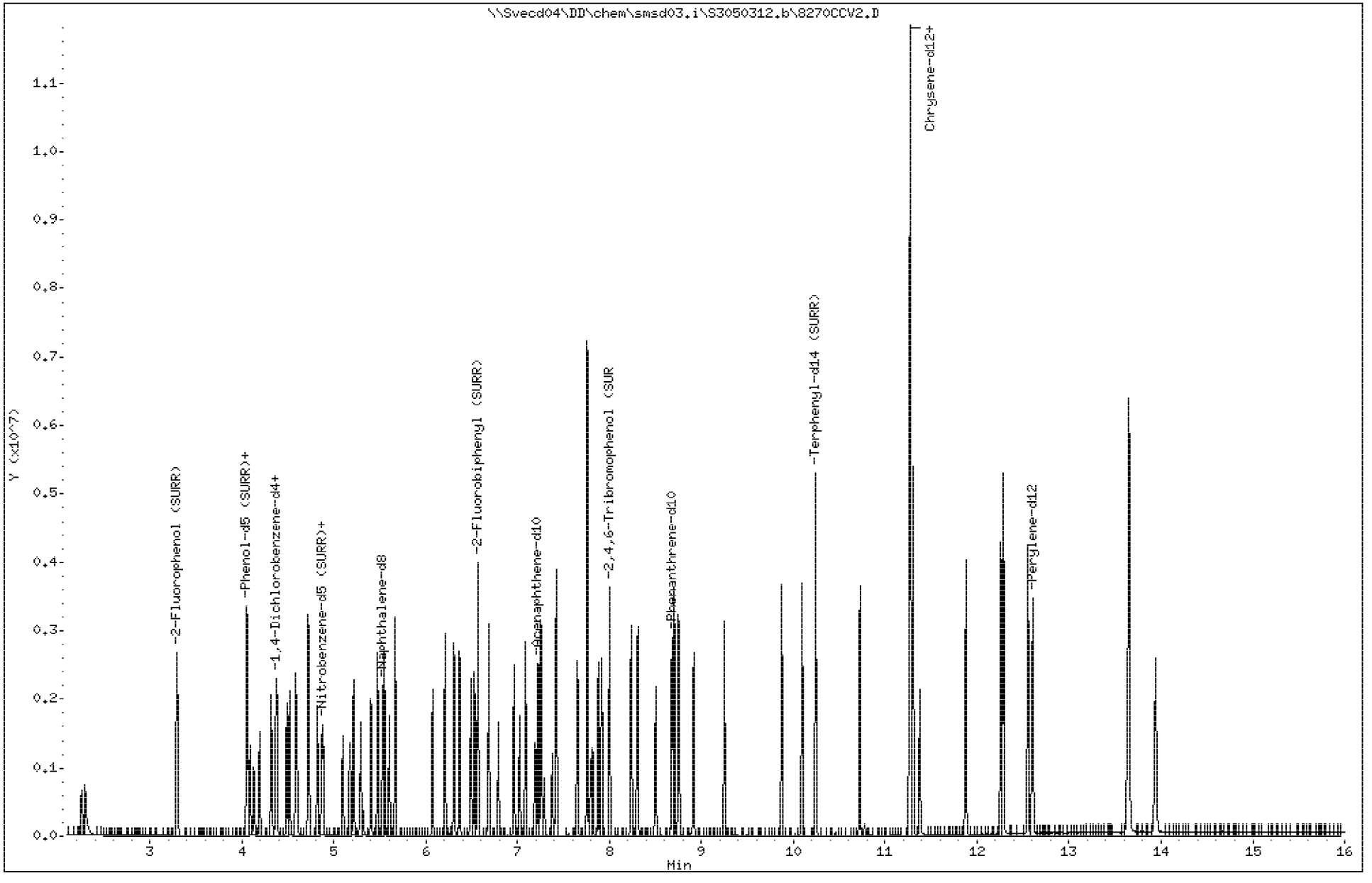

Data File: \\Svecd04\DD\chem\smsd03.i\S3050312.b\8270CCV2.D

Date : 03-MAY-2012 12:03

Client ID: 8270CCV2 | Instrument: smsd03.i

Sample Info: 45924

Purge Volume: 1000.0 | Operator: PEL

Column phase: HPMS-5 | Column diameter: 0.25

2 Pyridine | Concentration: 46.6 ug/l

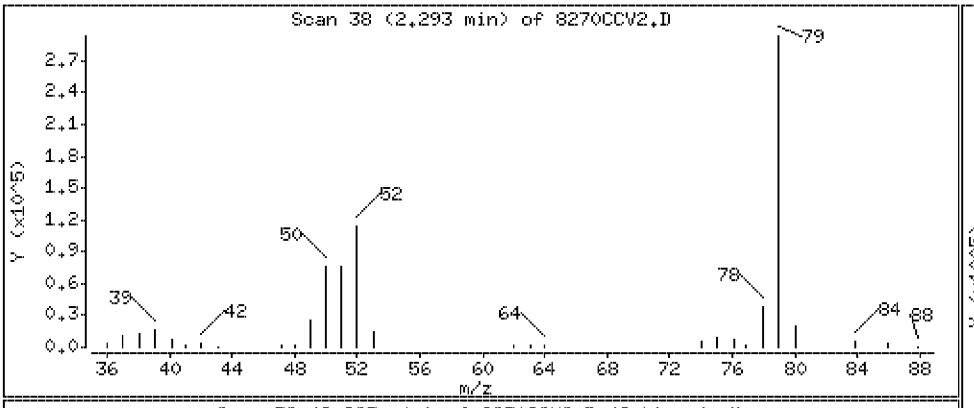

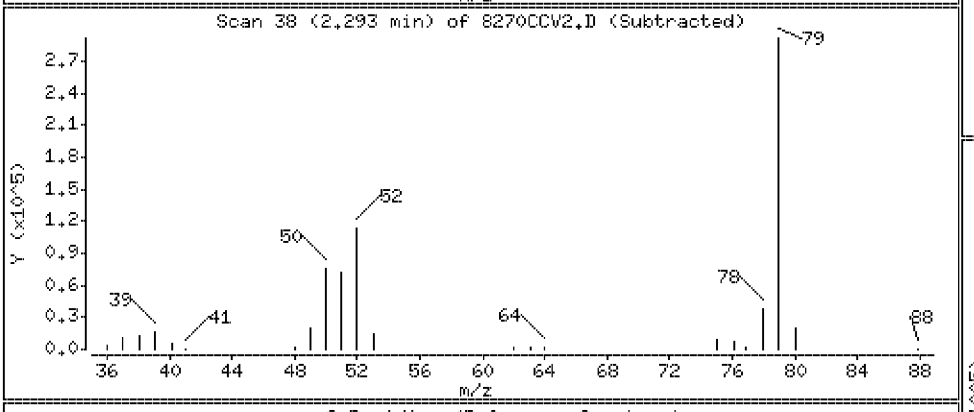

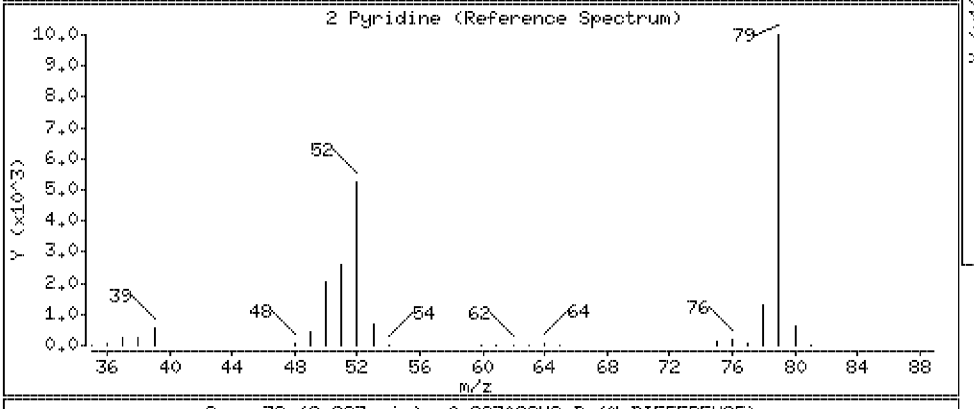

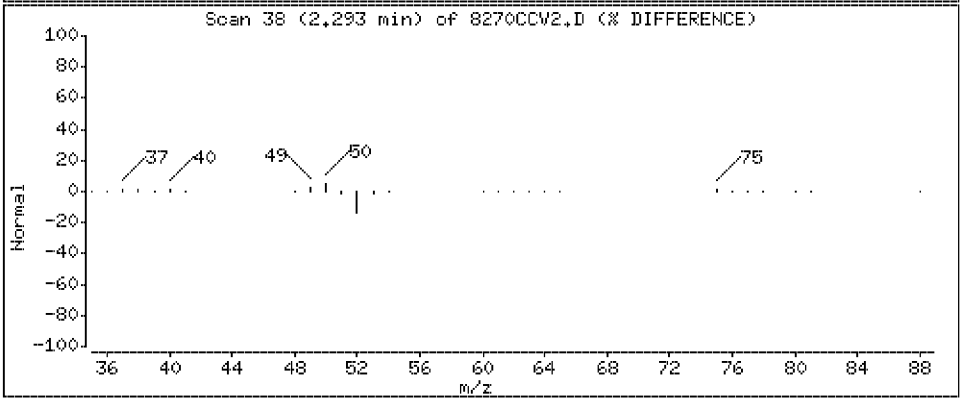

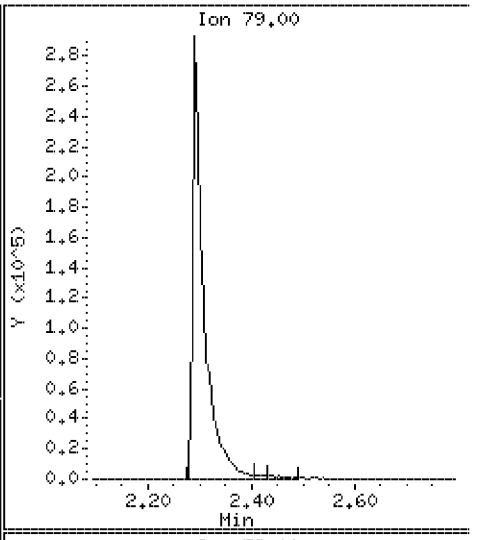

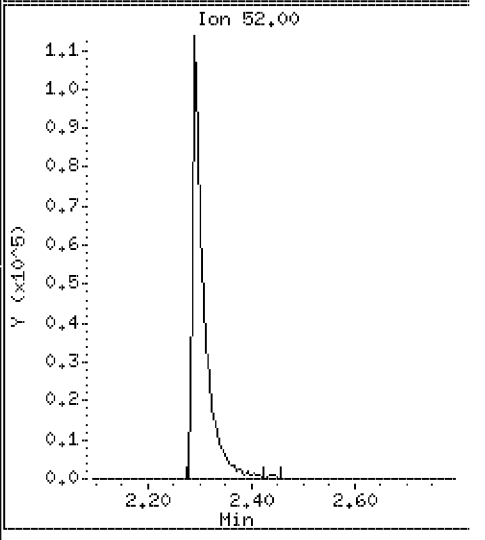

Data File: \\Svecd04\DD\chem\smsd03.i\S3050312.b\8270CCV2.D

Date : 03-MAY-2012 12:03

Client ID: 8270CCV2 Instrument: smsd03.i

Sample Info: 45924

Purge Volume: 1000.0 Operator: PEL

Column phase: HPMS-5 Column diameter: 0.25

1 N-Nitrosodimethylamine Concentration: 51.4 ug/l

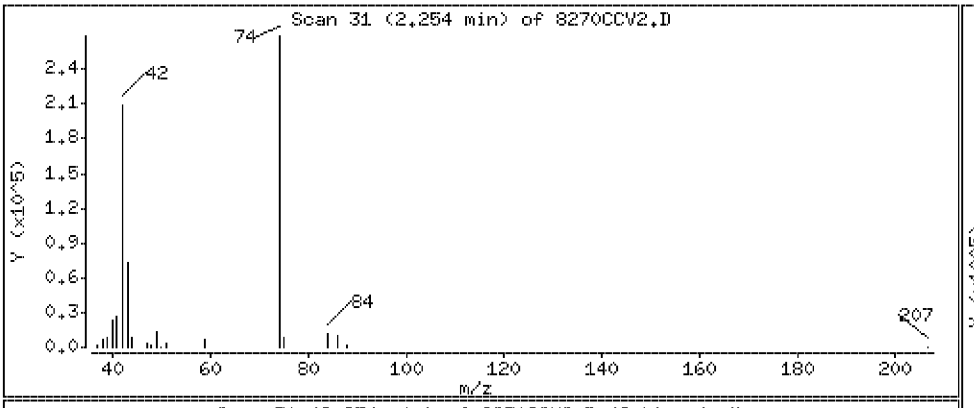

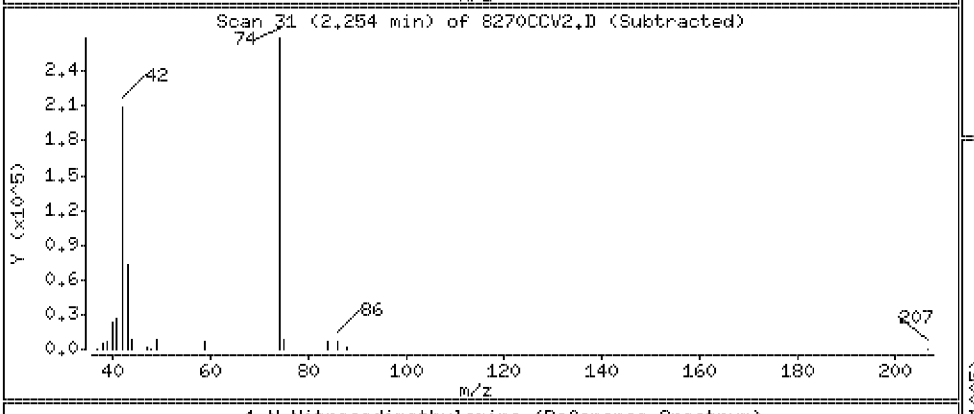

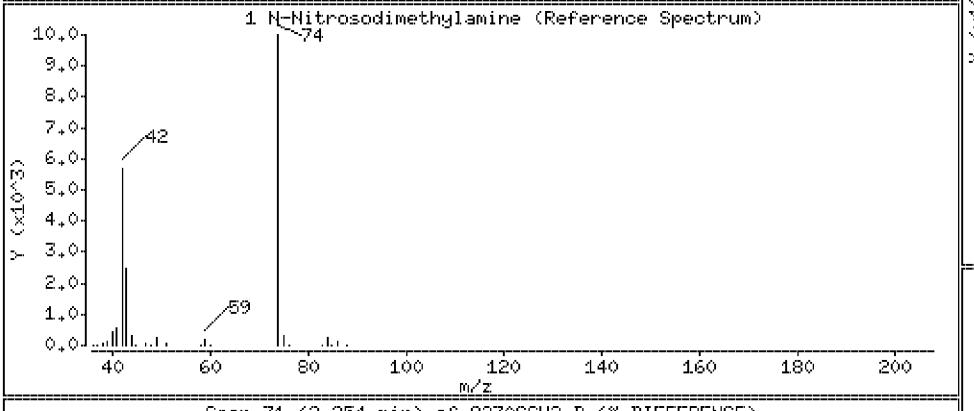

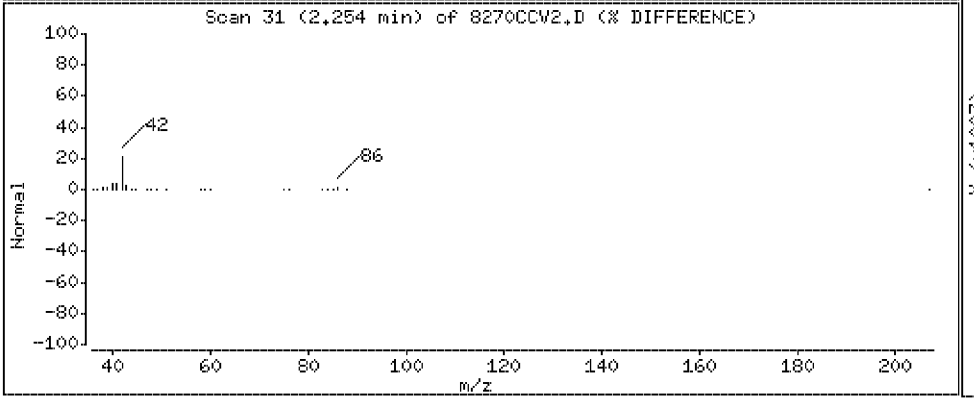

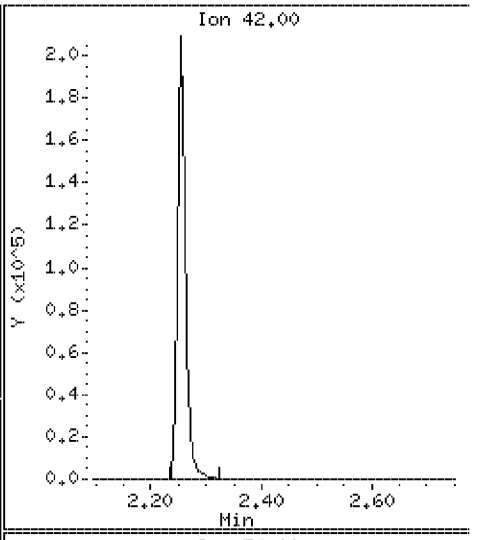

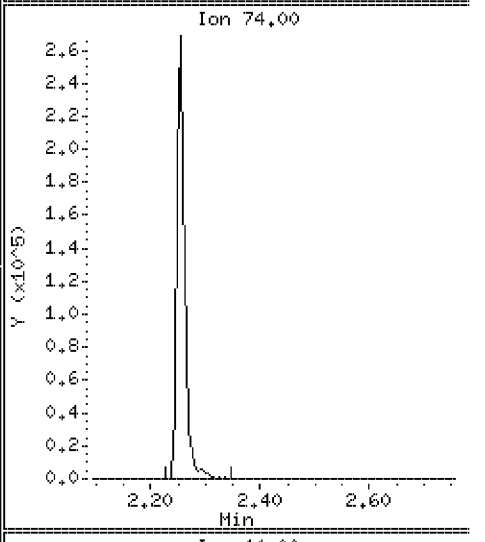

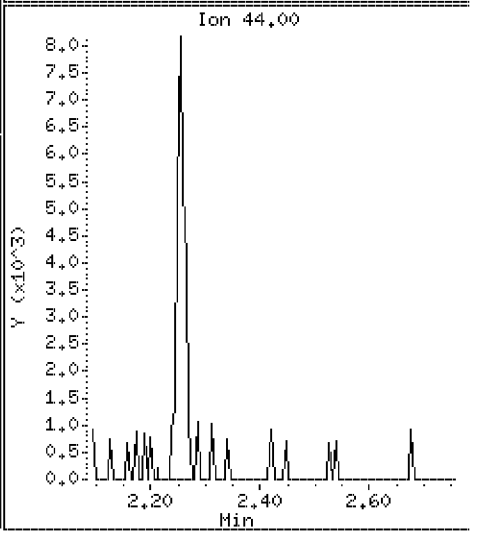

Data File: \\Svecd04\DD\chem\smsd03.i\S3050312.b\8270CCV2.D

Date : 03-MAY-2012 12:03

Client ID: 8270CCV2

Instrument: smsd03.i

Sample Info: 45924

Purge Volume: 1000.0

Operator: PEL

Column phase: HPMS-5

Column diameter: 0.25

13 Phenol

Concentration: 44.9 ug/l

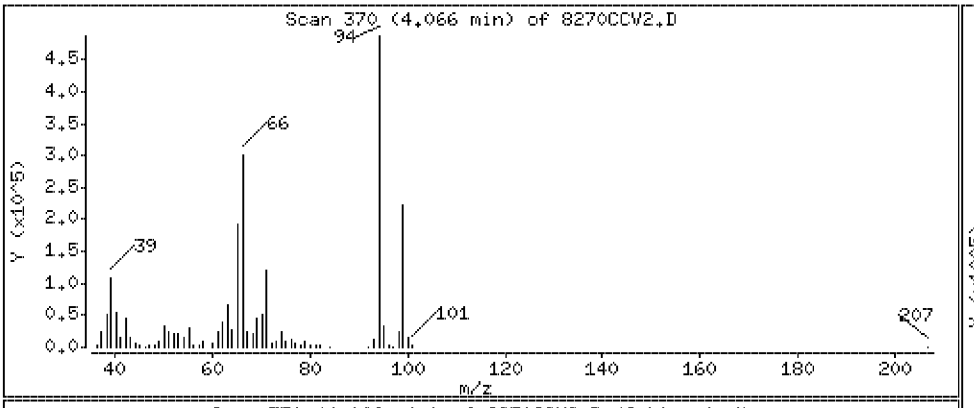

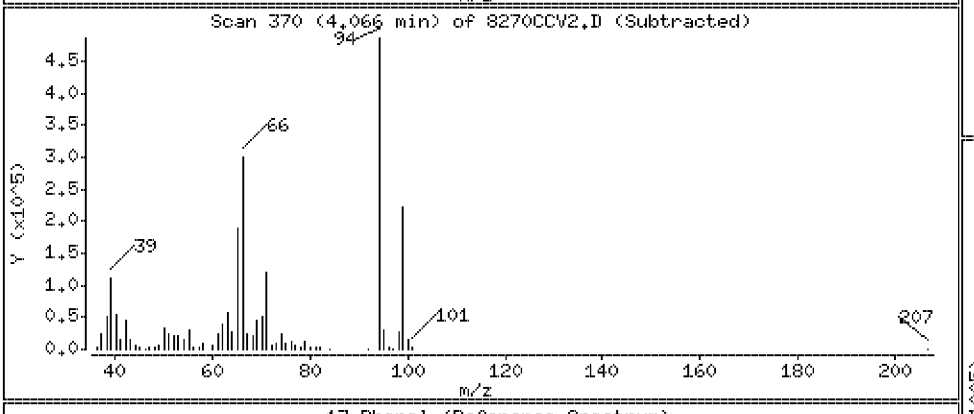

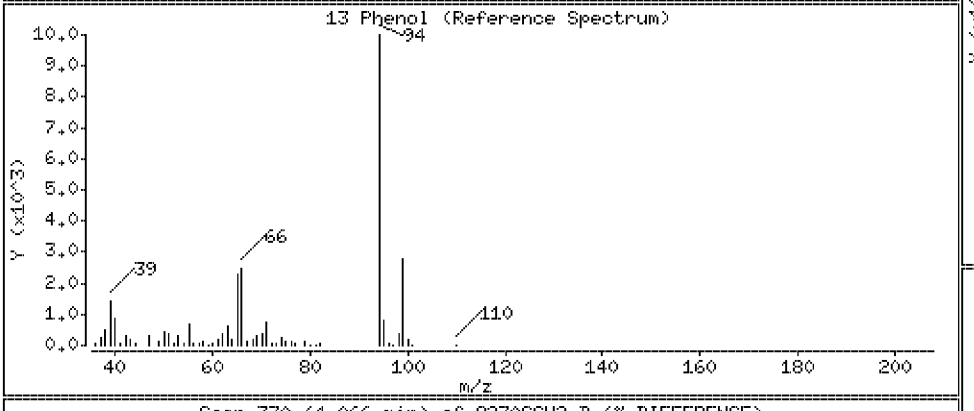

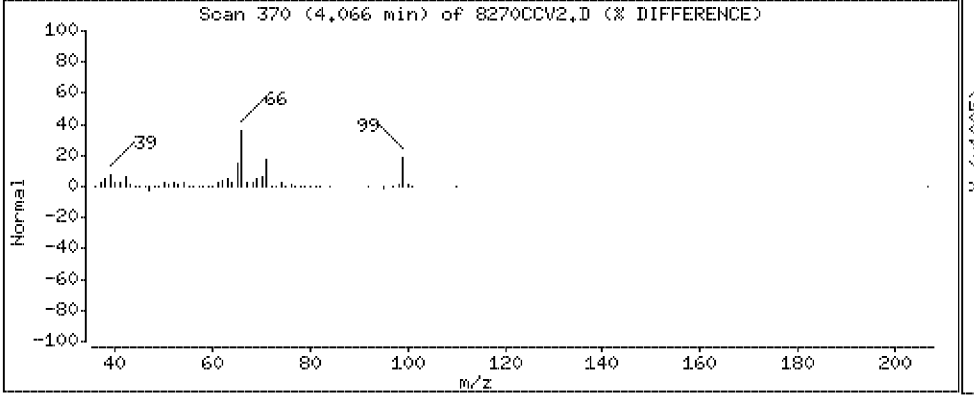

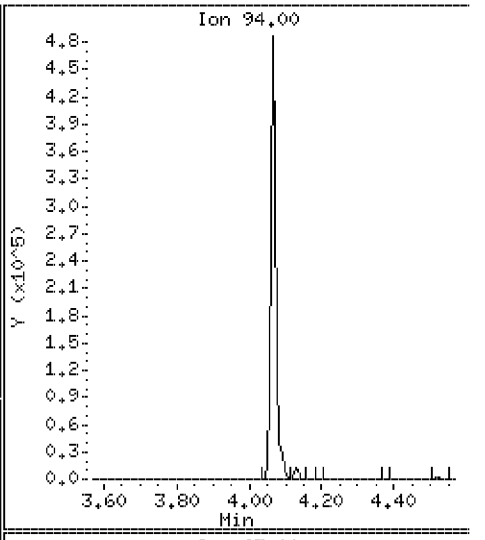

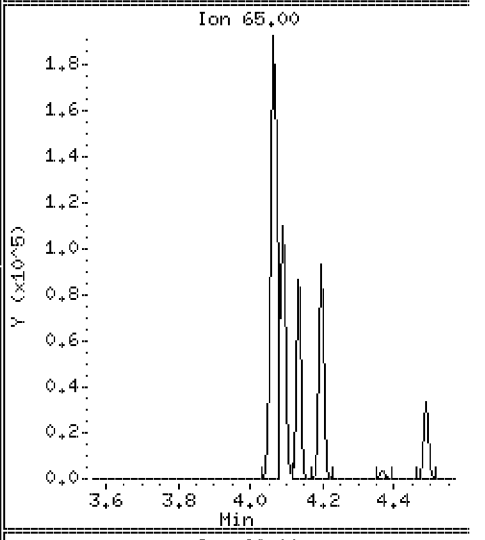

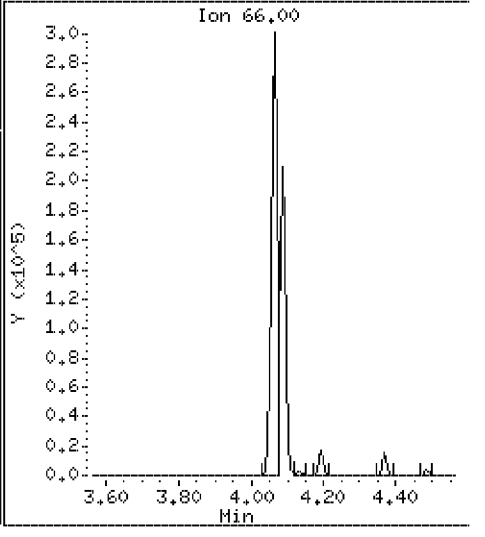

Data File: \\Svecd04\DD\chem\smsd03.i\S3050312.b\8270CCV2.D

Date : 03-MAY-2012 12:03

Client ID: 8270CCV2

Instrument: smsd03.i

Sample Info: 45924

Purge Volume: 1000.0

Operator: PEL

Column phase: HPMS-5

Column diameter: 0.25

10 Aniline

Concentration: 43.6 ug/l

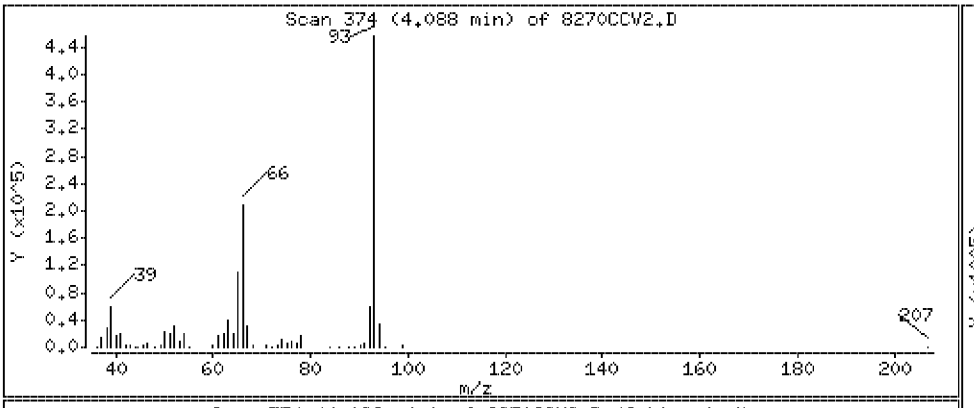

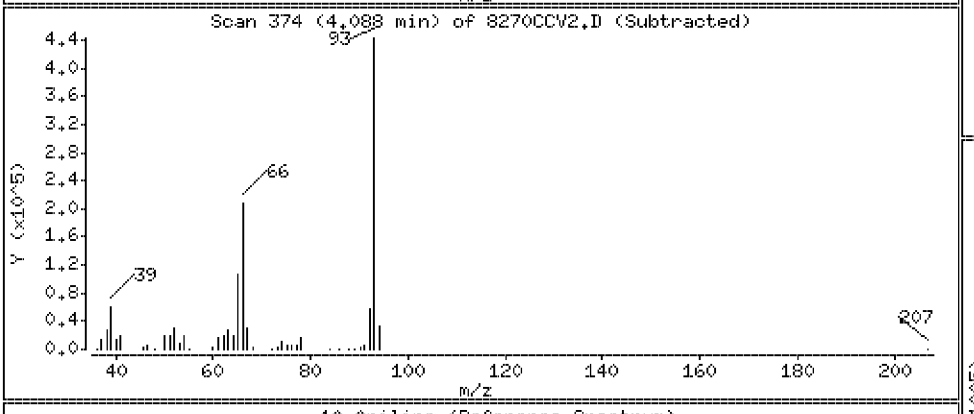

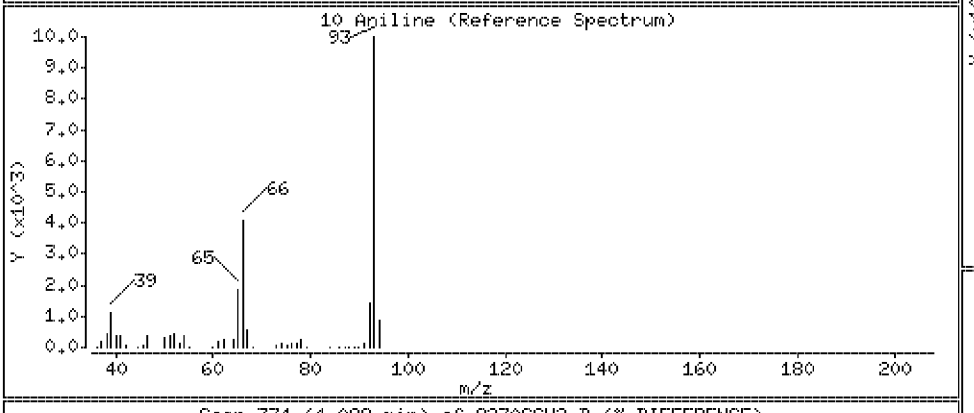

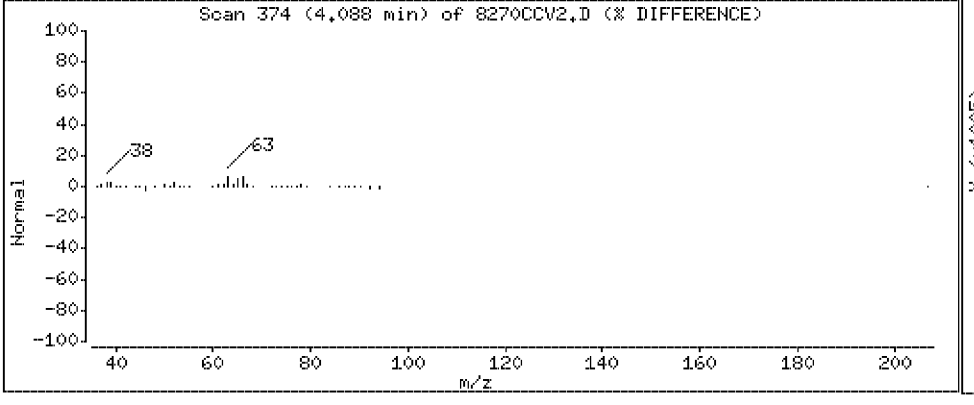

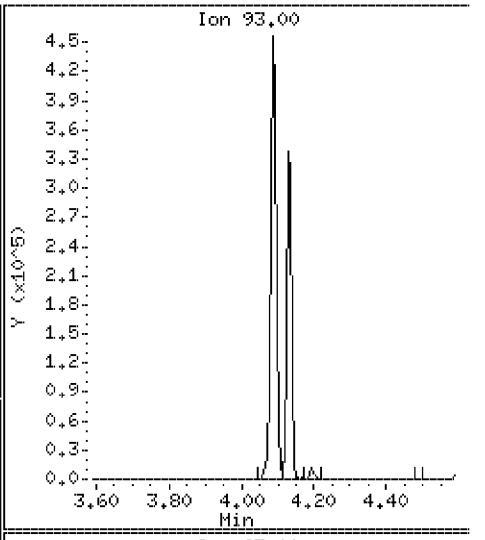

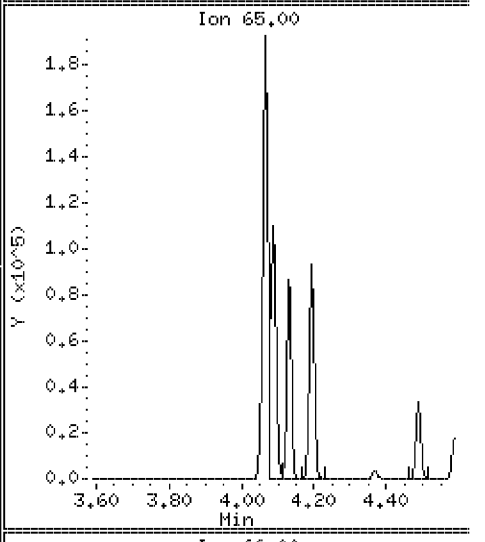

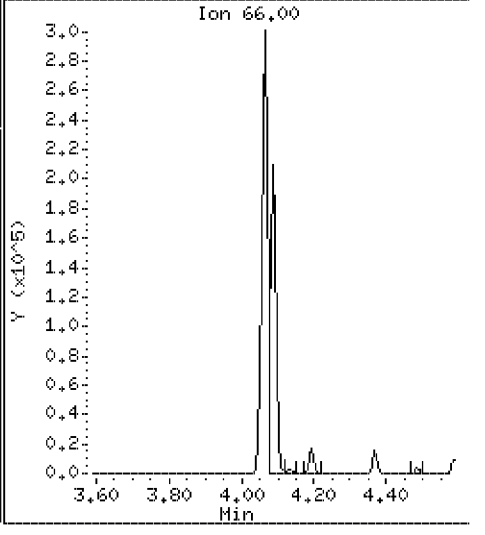

Data File: \\Svecd04\DD\chem\smsd03.i\S3050312.b\8270CCV2.D

Date : 03-MAY-2012 12:03

Client ID: 8270CCV2 Instrument: smsd03.i

Sample Info: 45924

Purge Volume: 1000.0 Operator: PEL

Column phase: HPMS-5 Column diameter: 0.25

14 Bis(2-Chloroethyl)ether Concentration: 46.1 ug/l

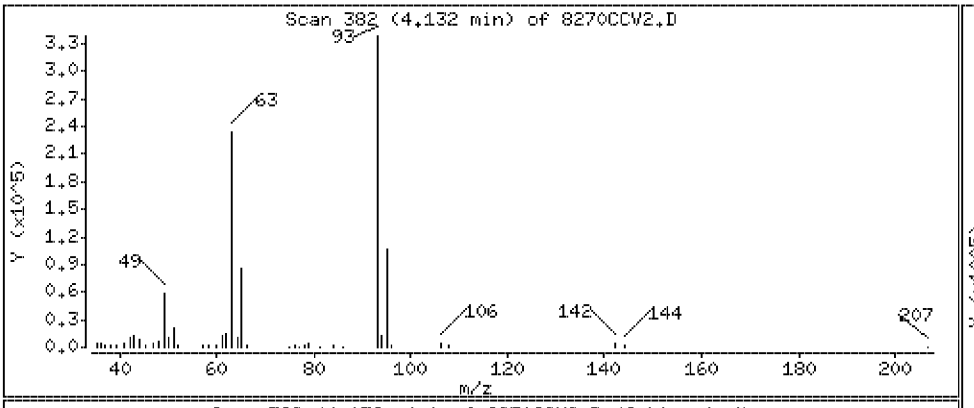

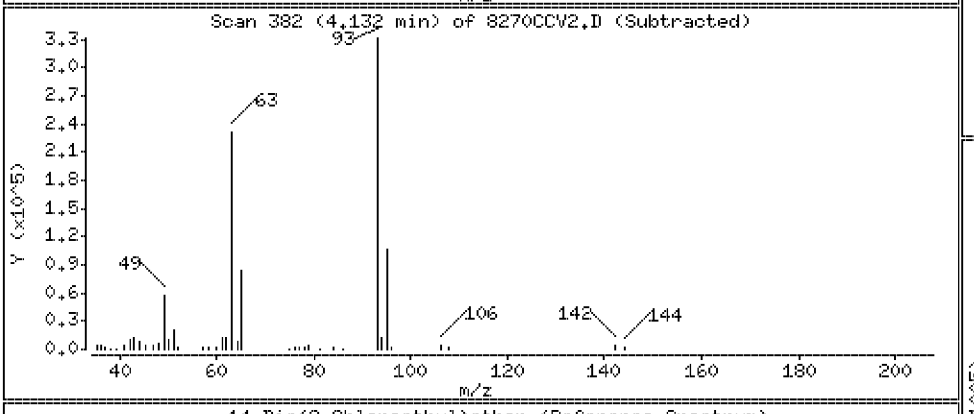

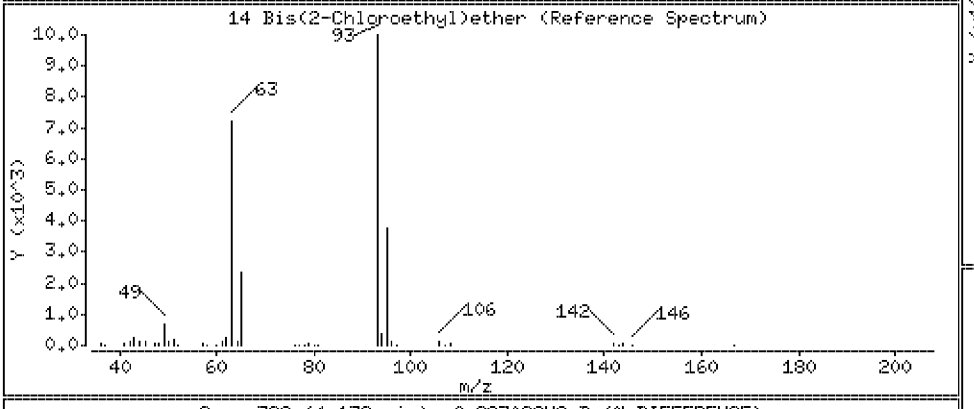

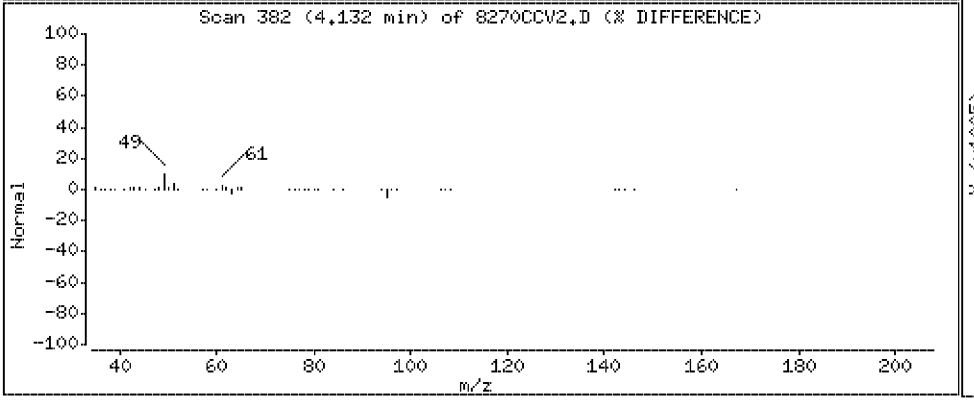

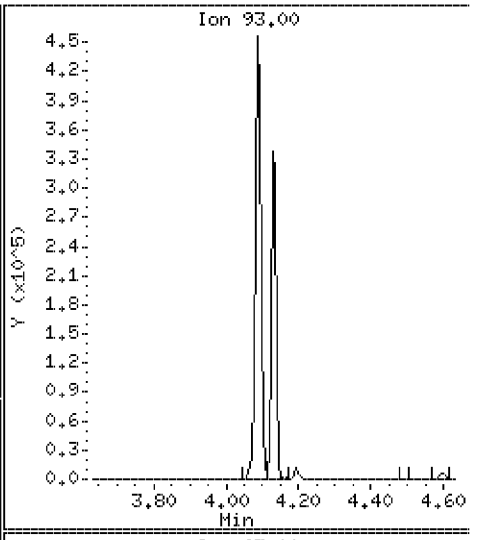

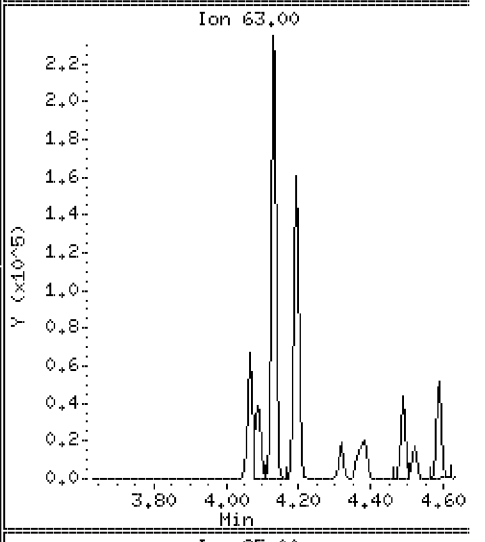

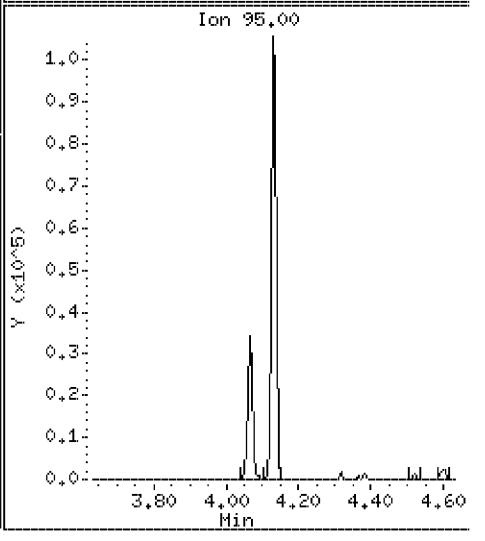

Data File: \\Svecd04\DD\chem\smsd03.i\S3050312.b\8270CCV2.D

Date : 03-MAY-2012 12:03

Client ID: 8270CCV2 Instrument: smsd03.i

Sample Info: 45924

Purge Volume: 1000.0 Operator: PEL

Column phase: HPMS-5 Column diameter: 0.25

15 2-Chlorophenol Concentration: 45.6 ug/l

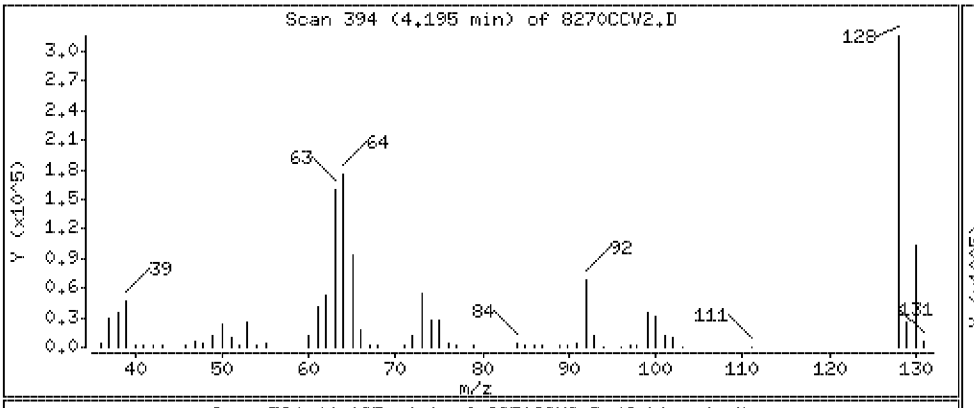

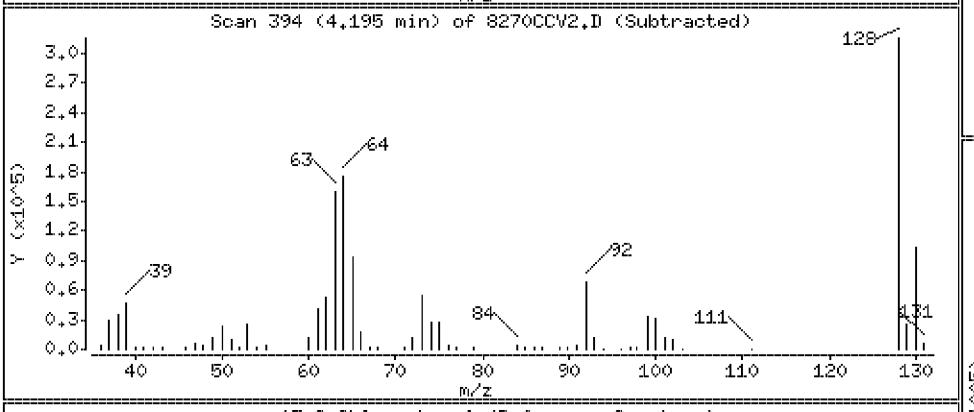

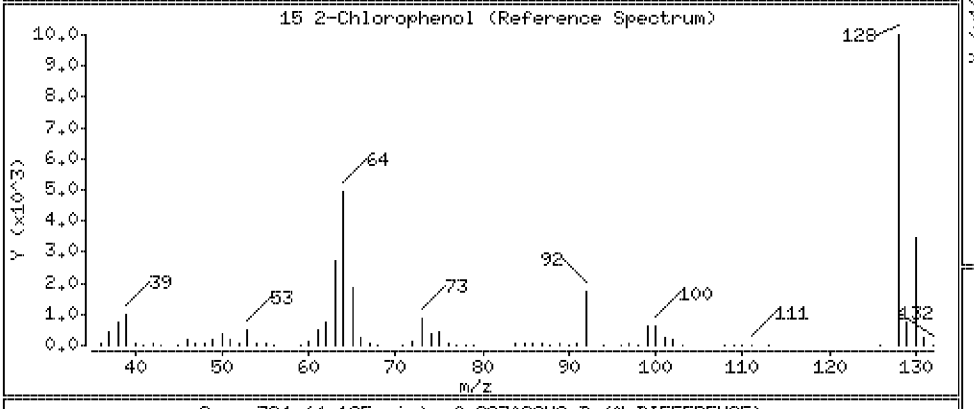

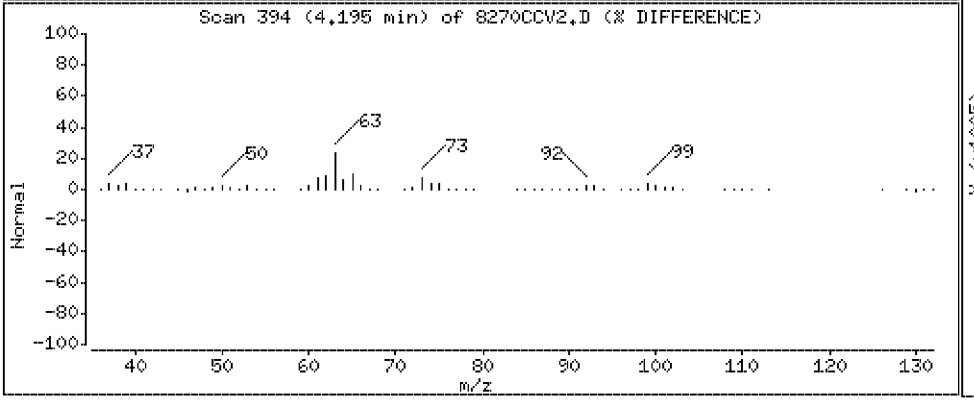

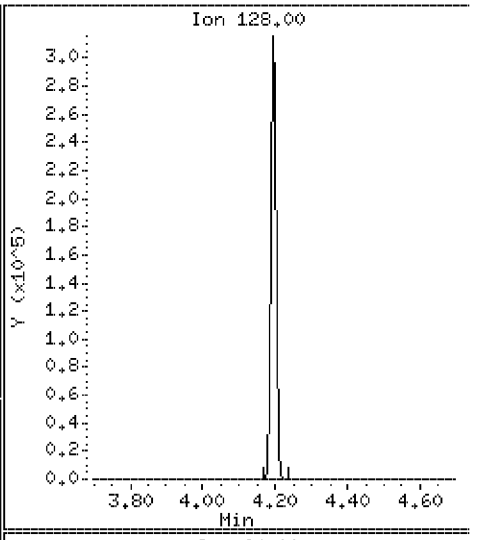

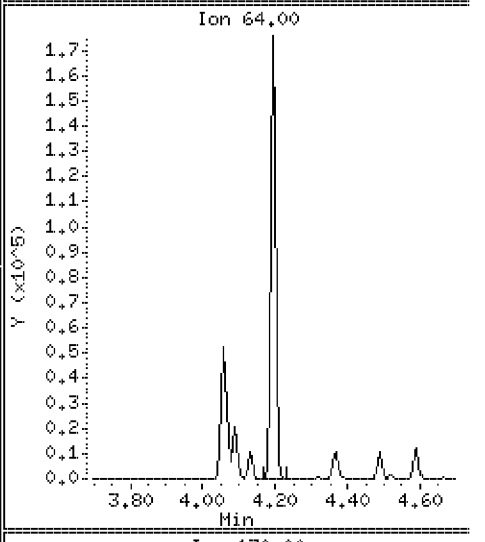

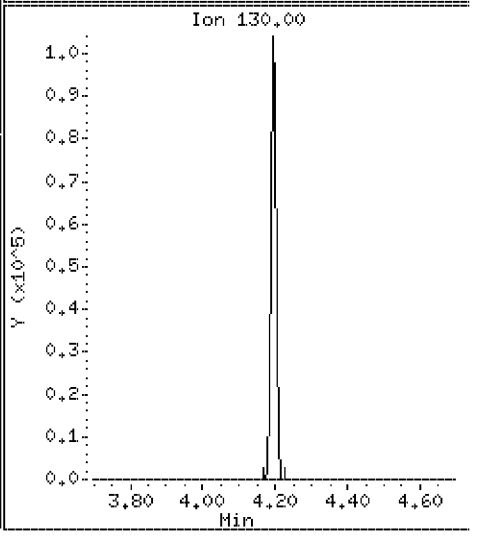

Data File: \\Svecd04\DD\chem\smsd03.i\S3050312.b\8270CCV2.D

Date : 03-MAY-2012 12:03

Client ID: 8270CCV2 | Instrument: smsd03.i

Sample Info: 45924

Purge Volume: 1000.0 | Operator: PEL

Column phase: HPMS-5 | Column diameter: 0.25

17 1,3-Dichlorobenzene | Concentration: 45.7 ug/l

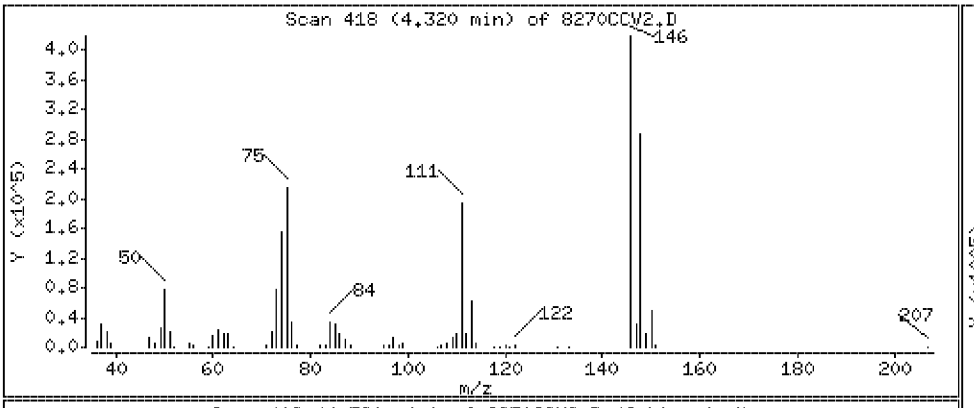

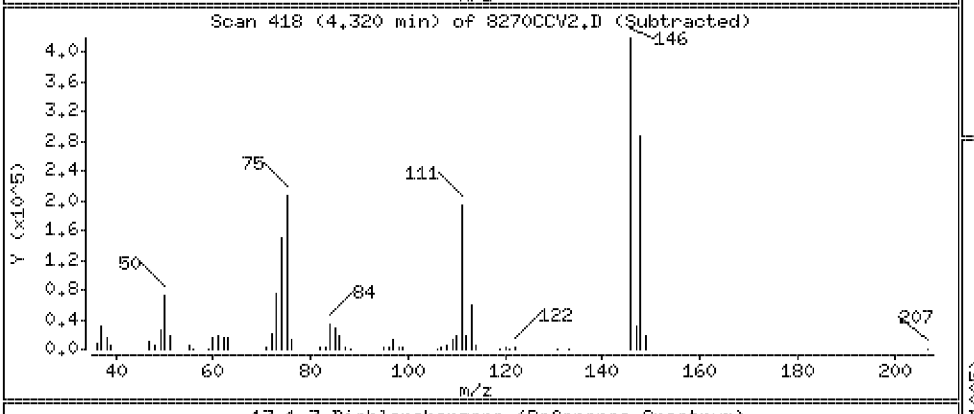

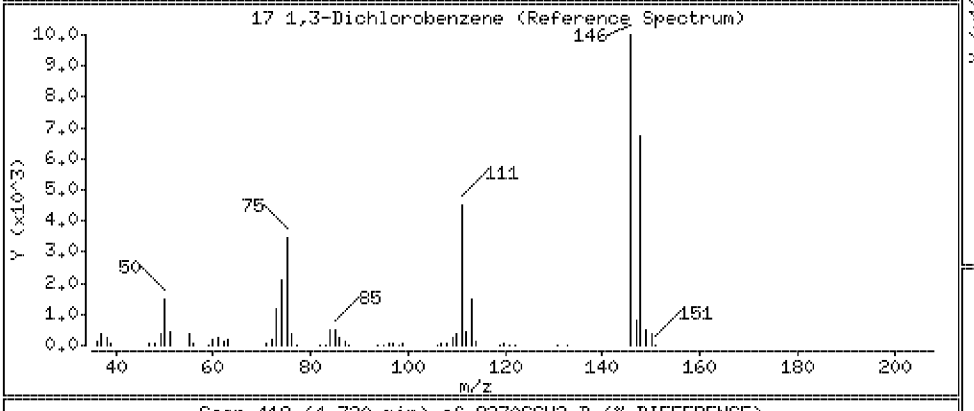

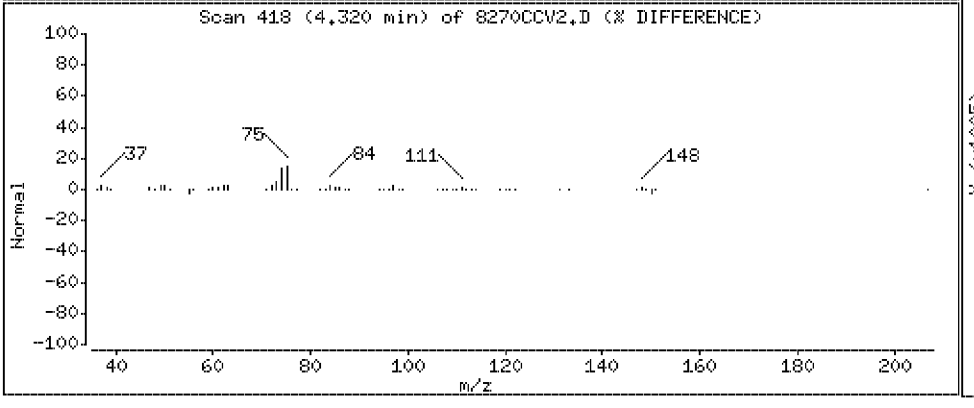

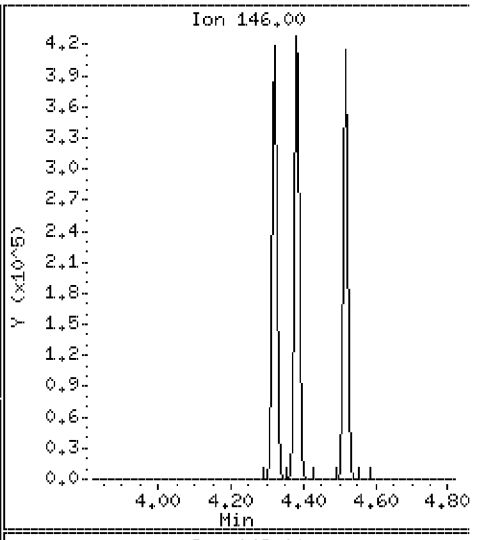

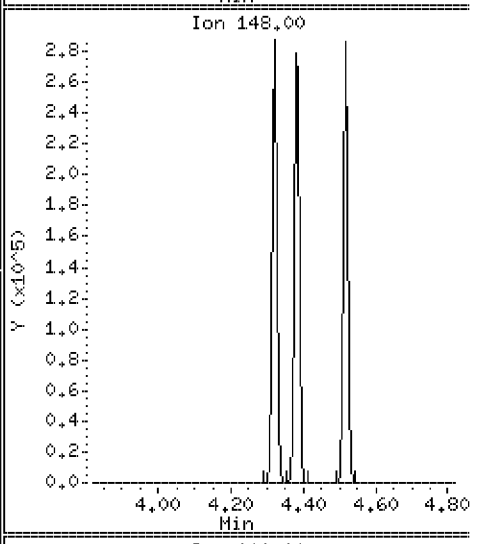

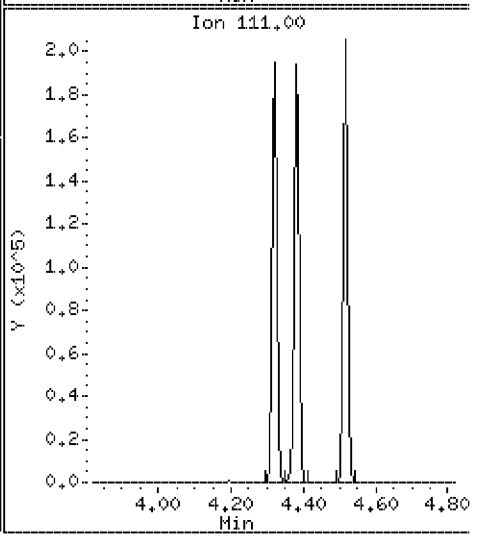

Data File: \\Svecd04\DD\chem\smsd03.i\S3050312.b\8270CCV2.D

Date : 03-MAY-2012 12:03

Client ID: 8270CCV2 Instrument: smsd03.i

Sample Info: 45924

Purge Volume: 1000.0 Operator: PEL

Column phase: HPMS-5 Column diameter: 0.25

19 1,4-Dichlorobenzene Concentration: 45.6 ug/l

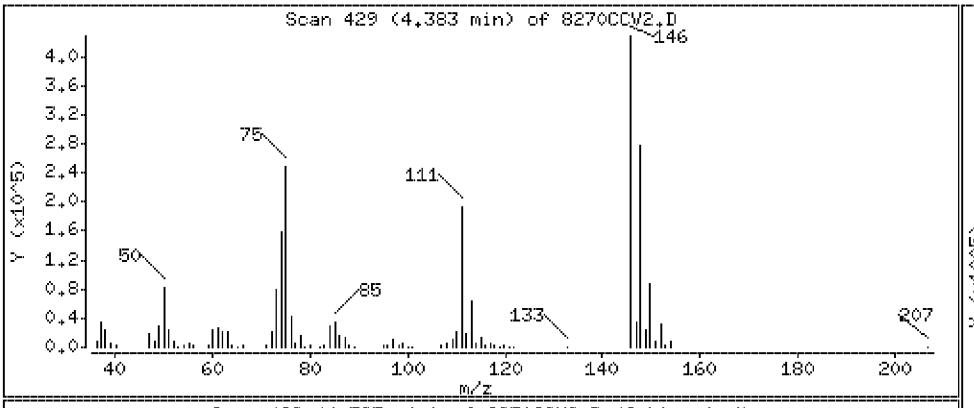

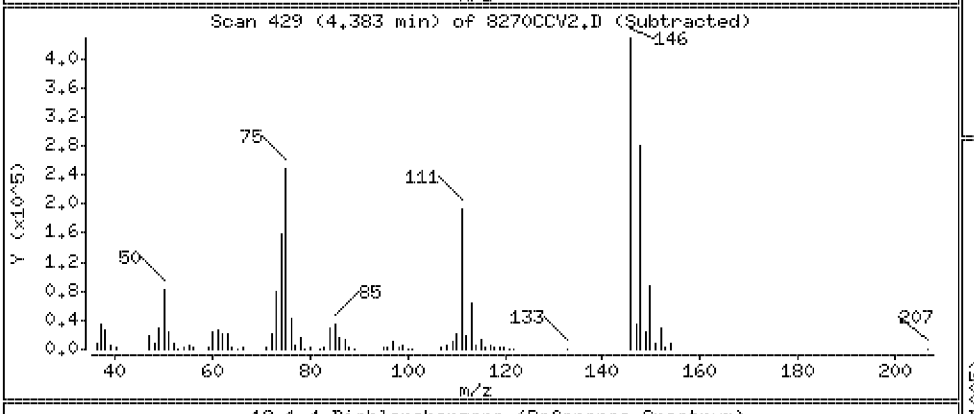

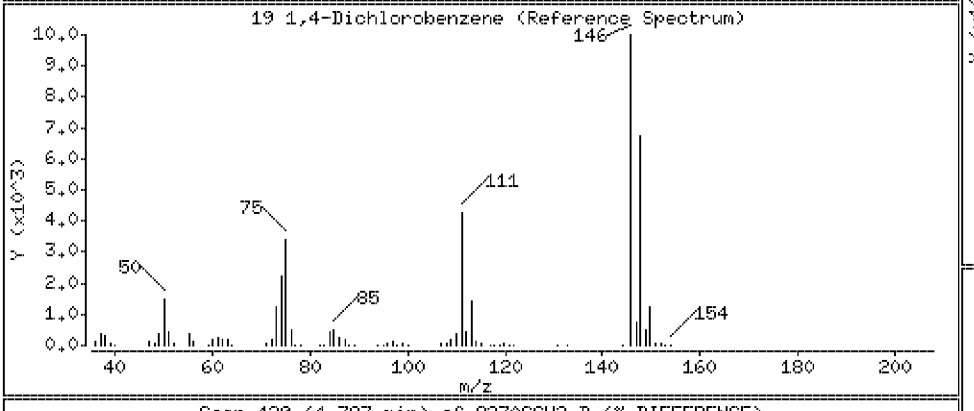

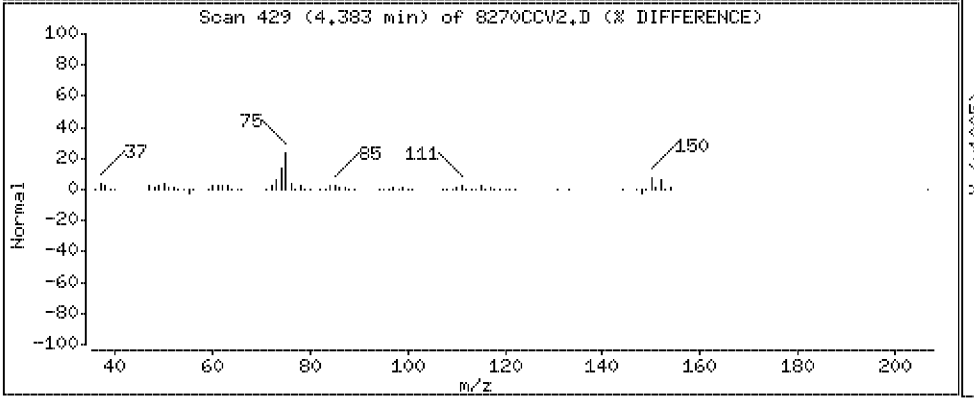

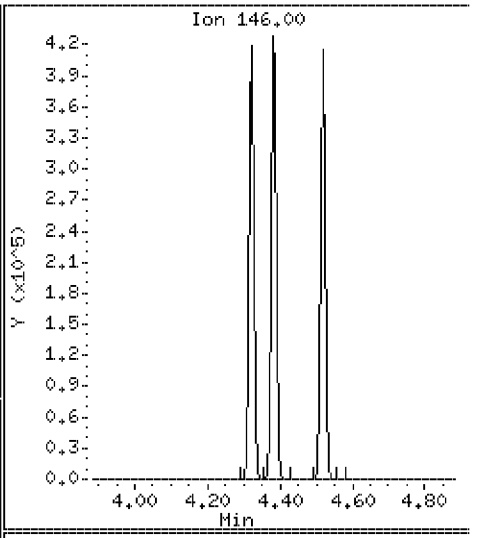

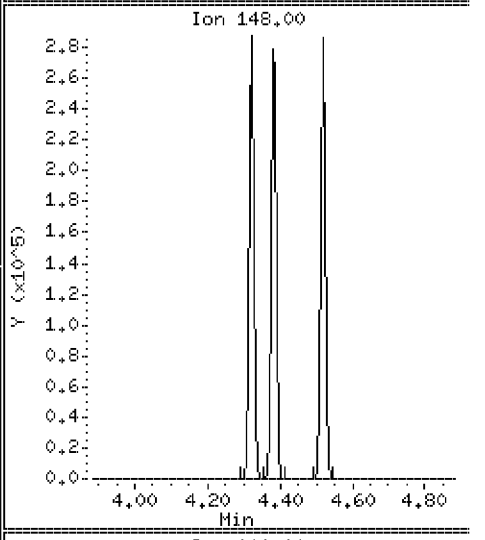

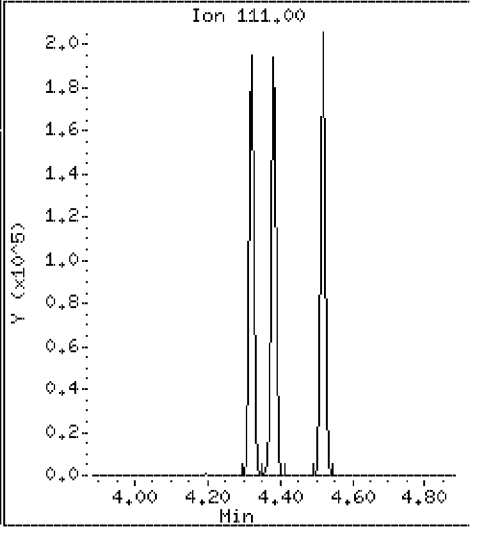

Data File: \\Svecd04\DD\chem\smsd03.i\S3050312.b\8270CCV2.D

Date : 03-MAY-2012 12:03

Client ID: 8270CCV2 | Instrument: smsd03.i

Sample Info: 45924

Purge Volume: 1000.0 | Operator: PEL

Column phase: HPMS-5 | Column diameter: 0.25

21 Benzyl alcohol | Concentration: 45.7 ug/l

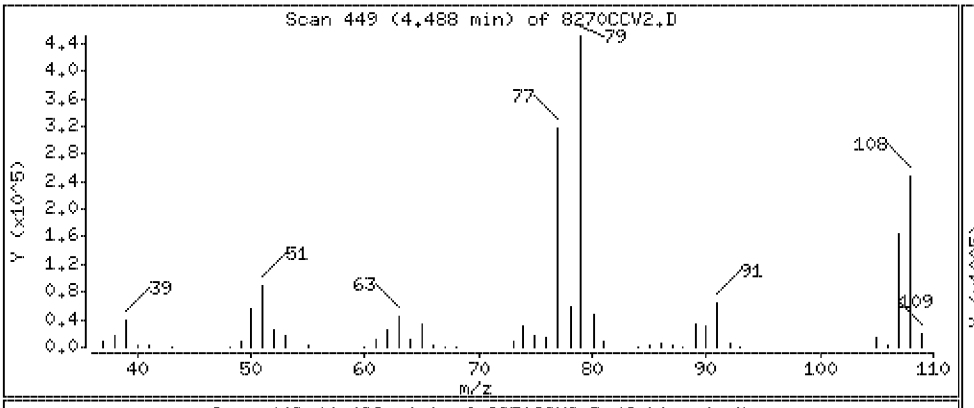

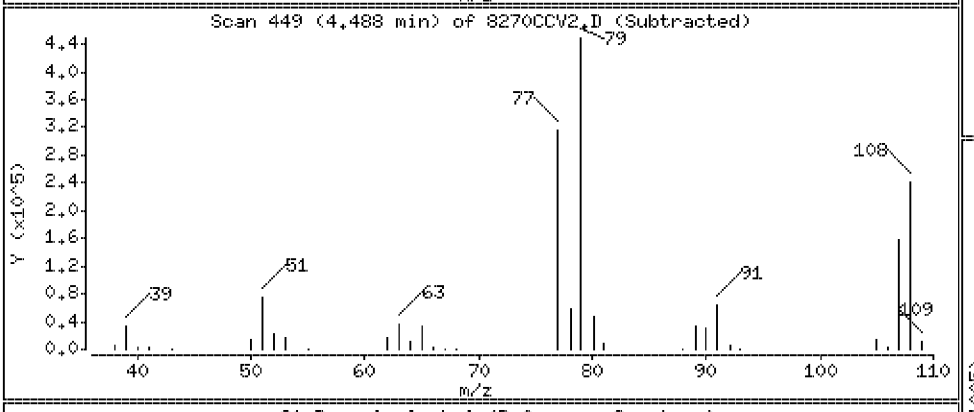

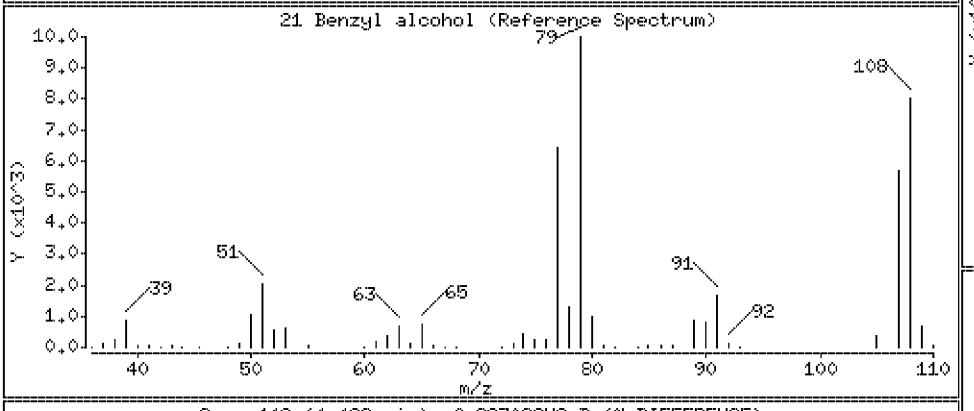

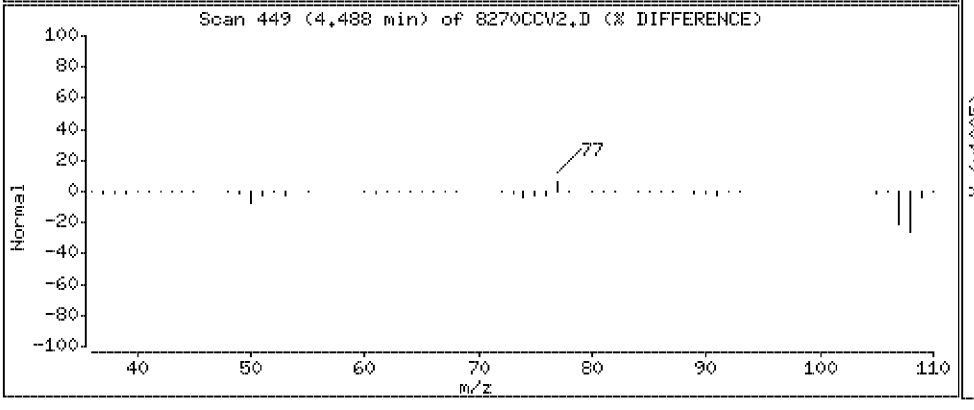

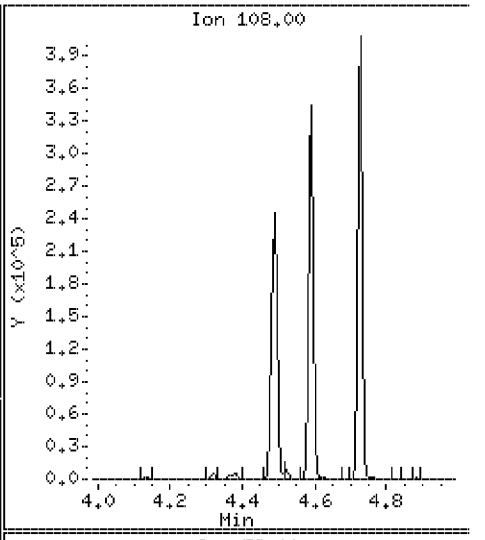

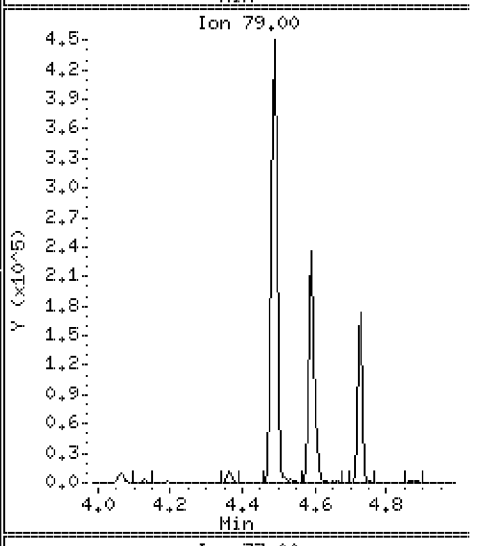

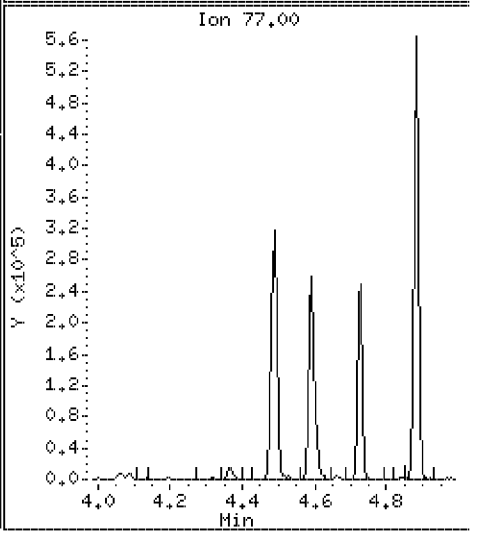

Data File: \\Svecd04\DD\chem\smsd03.i\S3050312.b\8270CCV2.D

Date : 03-MAY-2012 12:03

Client ID: 8270CCV2 Instrument: smsd03.i

Sample Info: 45924

Purge Volume: 1000.0 Operator: PEL

Column phase: HPMS-5 Column diameter: 0.25

20 1,2-Dichlorobenzene Concentration: 45.1 ug/l

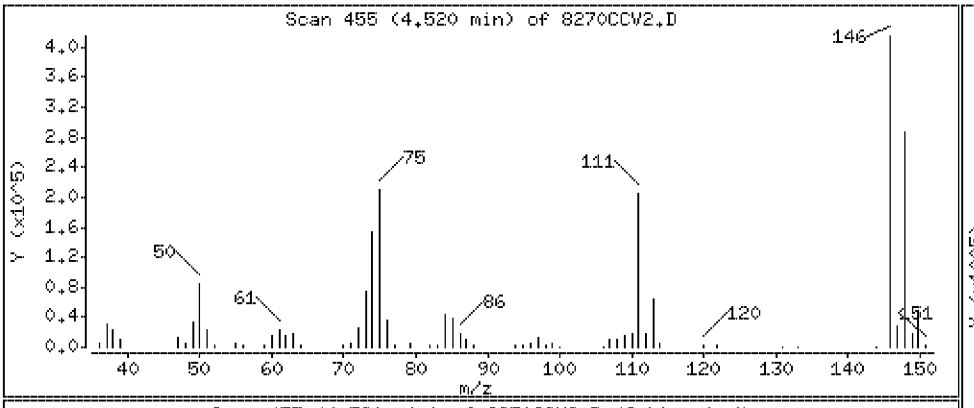

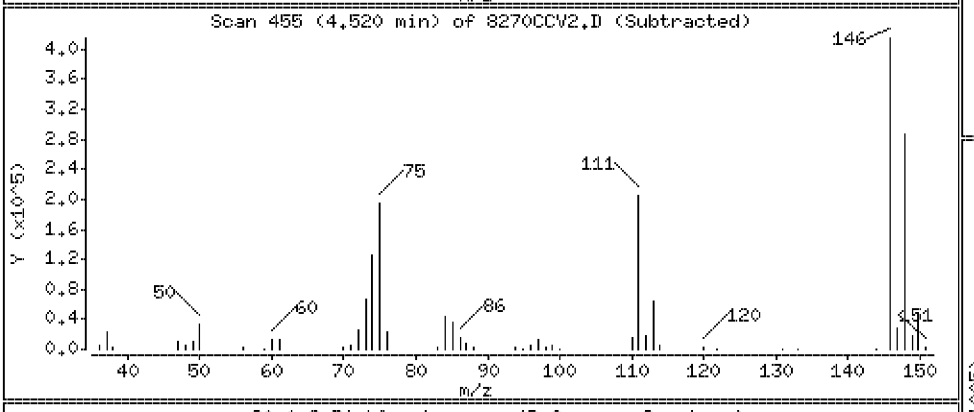

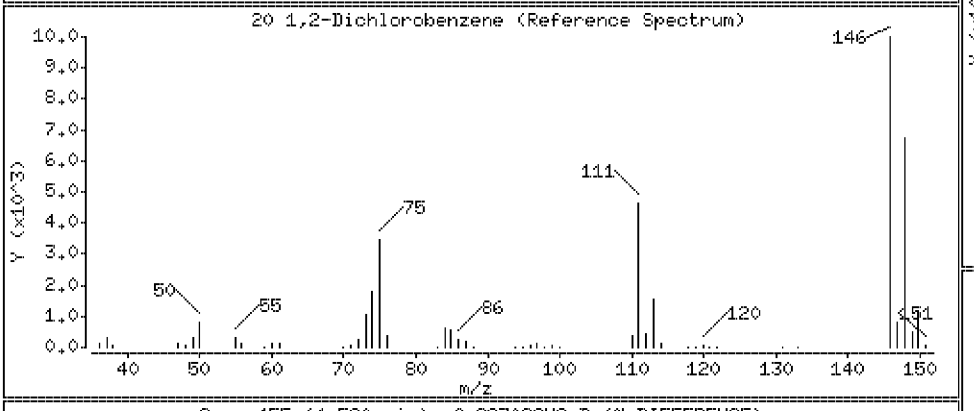

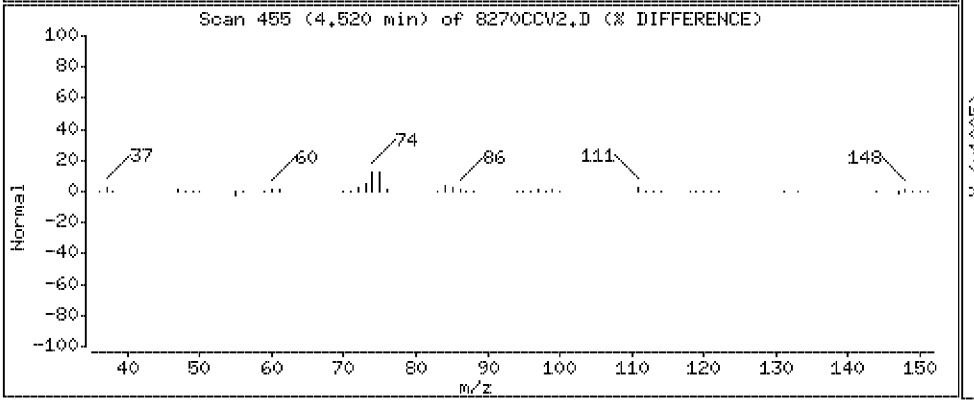

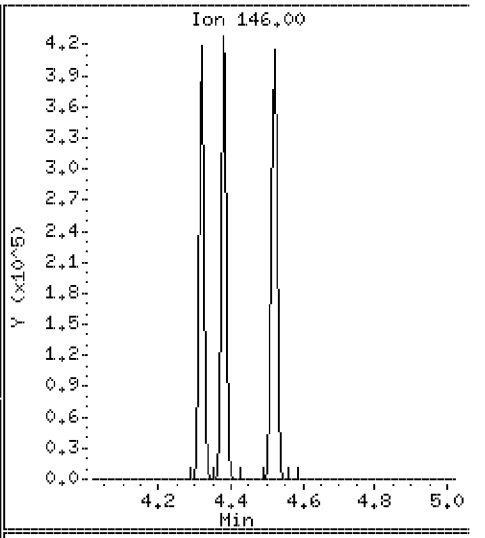

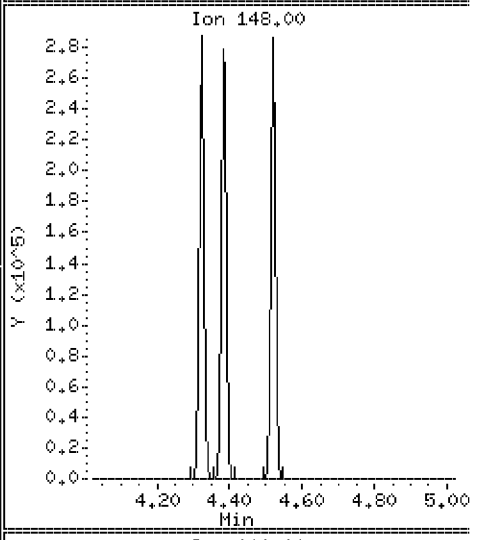

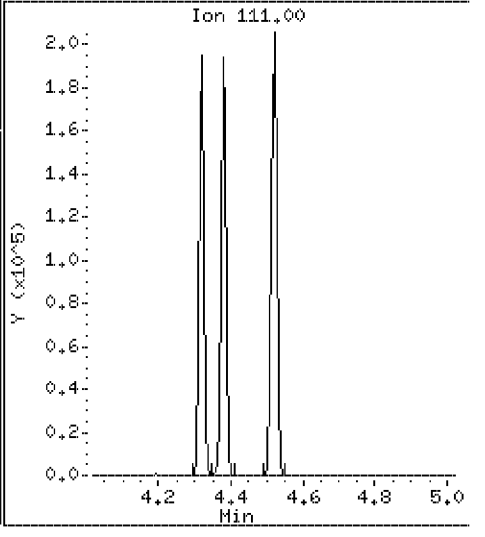

Data File: \\Svecd04\DD\chem\smsd03.i\S3050312.b\8270CCV2.D

Date : 03-MAY-2012 12:03

Client ID: 8270CCV2

Instrument: smsd03.i

Sample Info: 45924

Purge Volume: 1000.0

Operator: PEL

Column phase: HPMS-5

Column diameter: 0.25

22 2-Methylphenol

Concentration: 45.3 ug/l

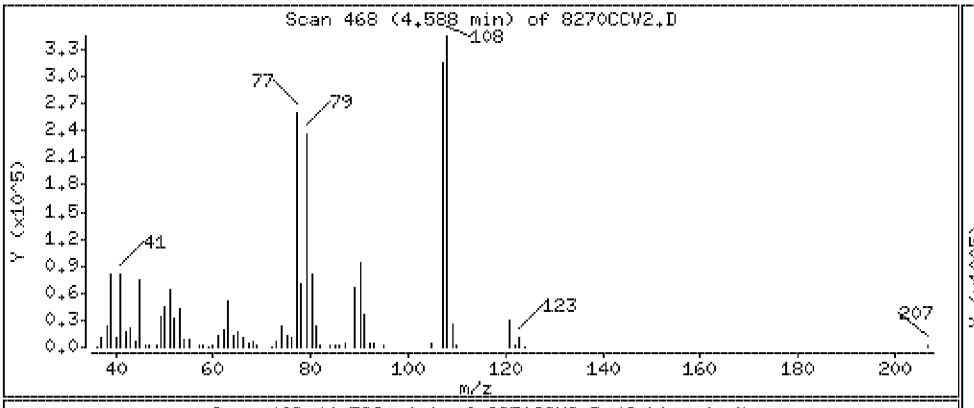

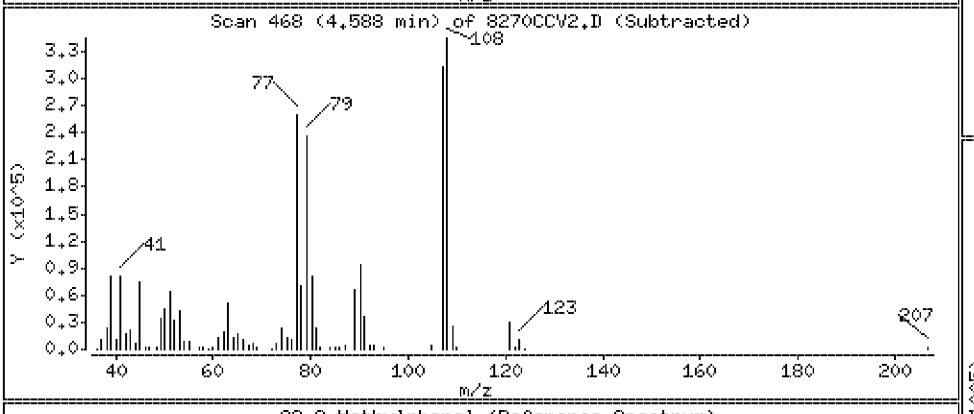

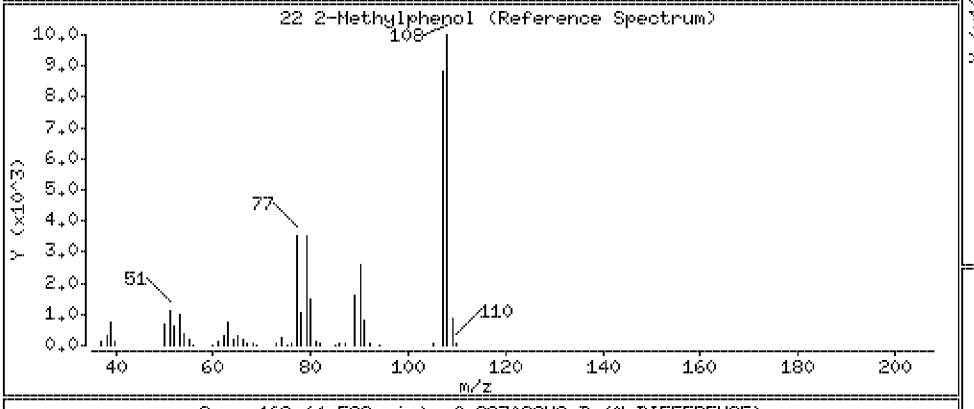

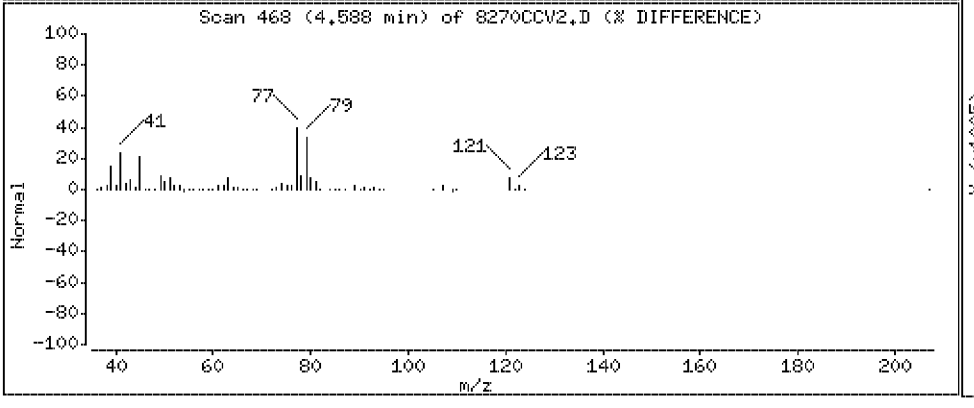

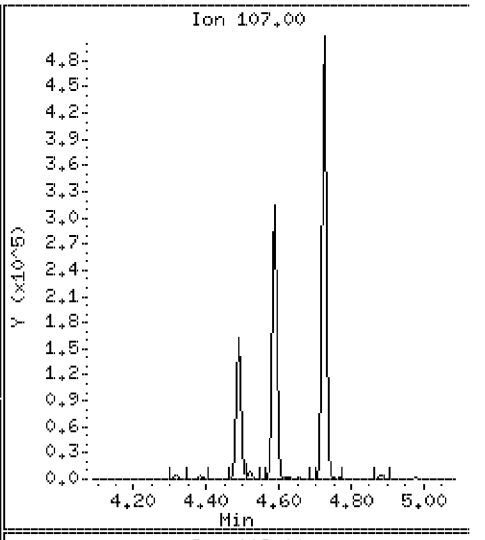

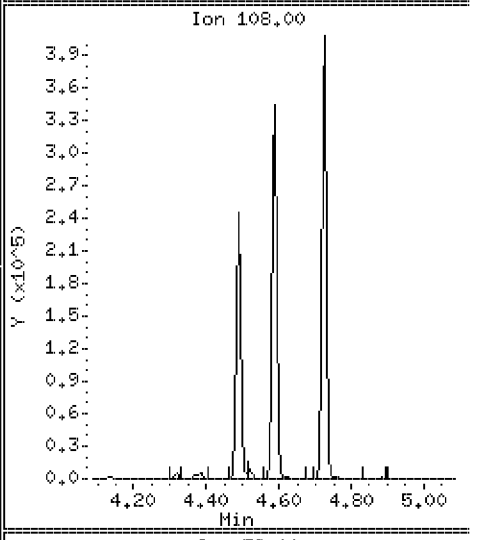

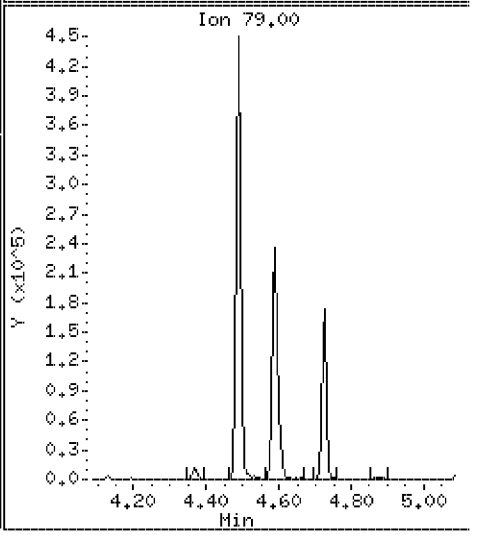

Data File: \\Svecd04\DD\chem\smsd03.i\S3050312.b\8270CCV2.D

Date : 03-MAY-2012 12:03

Client ID: 8270CCV2 Instrument: smsd03.i

Sample Info: 45924

Purge Volume: 1000.0 Operator: PEL

Column phase: HPMS-5 Column diameter: 0.25

23 2,2'-oxybis(1-chloropropane) Concentration: 42.3 ug/l

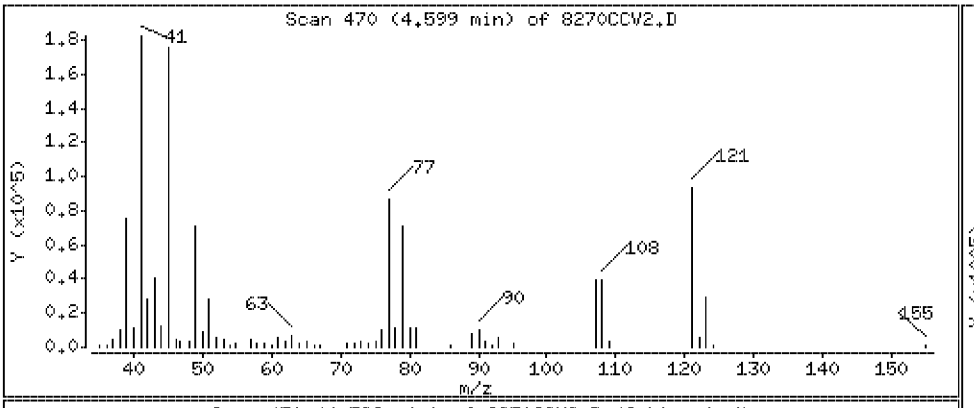

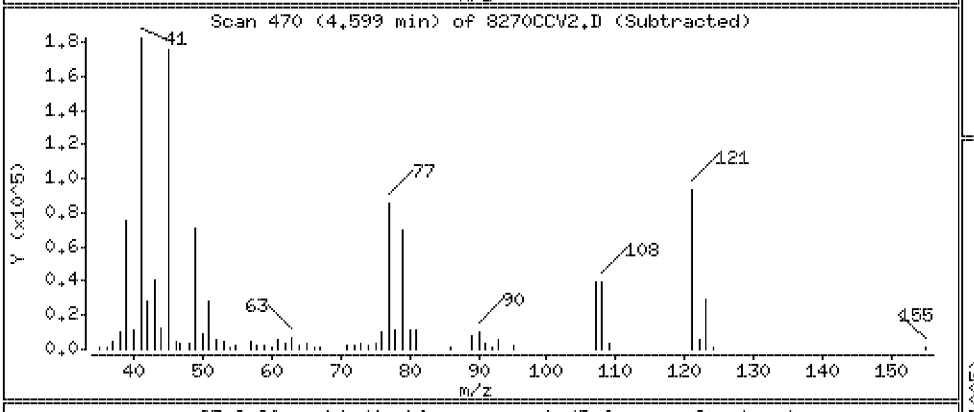

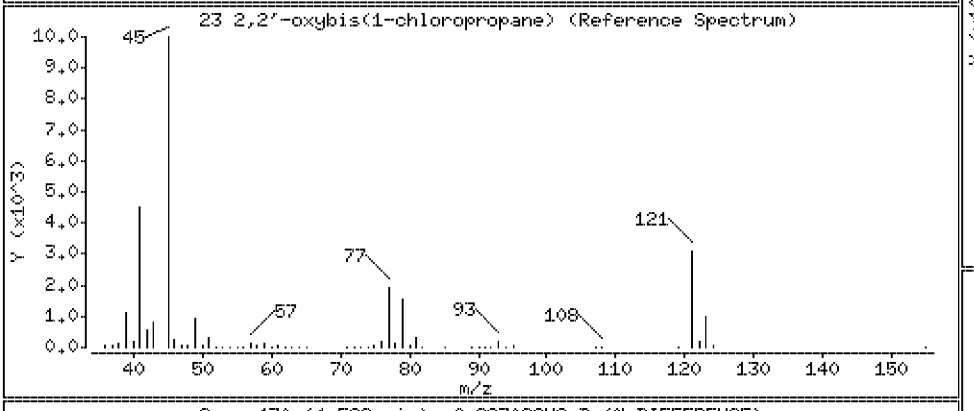

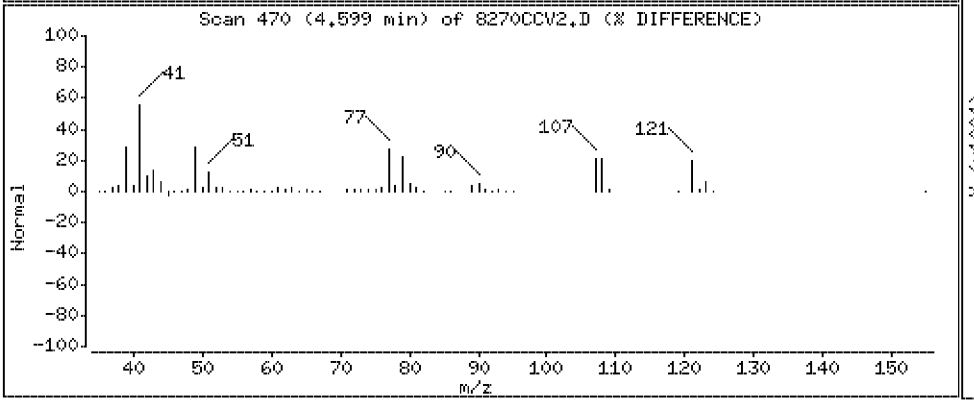

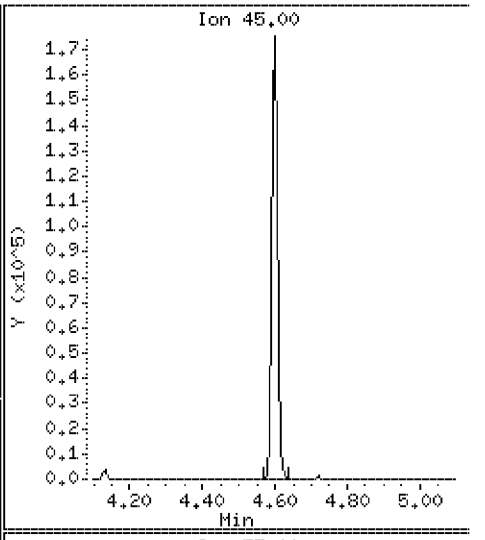

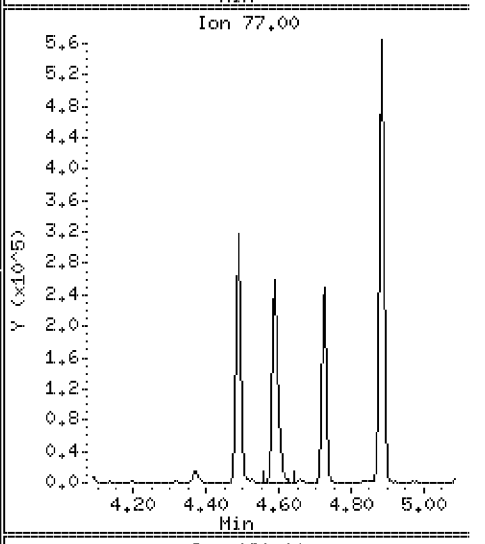

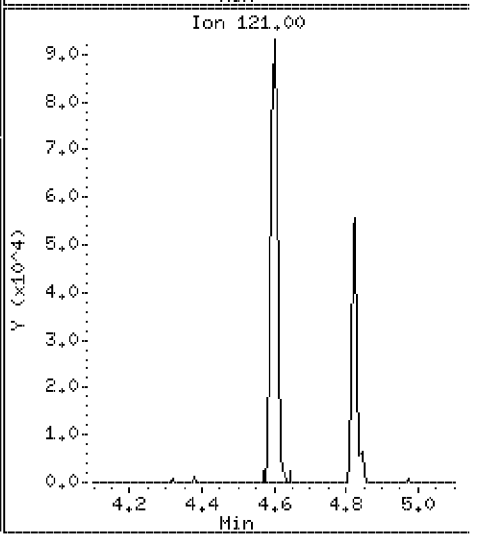

Data File: \\Svecd04\DD\chem\smsd03.i\S3050312.b\8270CCV2.D

Date : 03-MAY-2012 12:03

Client ID: 8270CCV2 Instrument: smsd03.i

Sample Info: 45924

Purge Volume: 1000.0 Operator: PEL

Column phase: HPMS-5 Column diameter: 0.25

28 4-Methylphenol Concentration: 48.0 ug/l

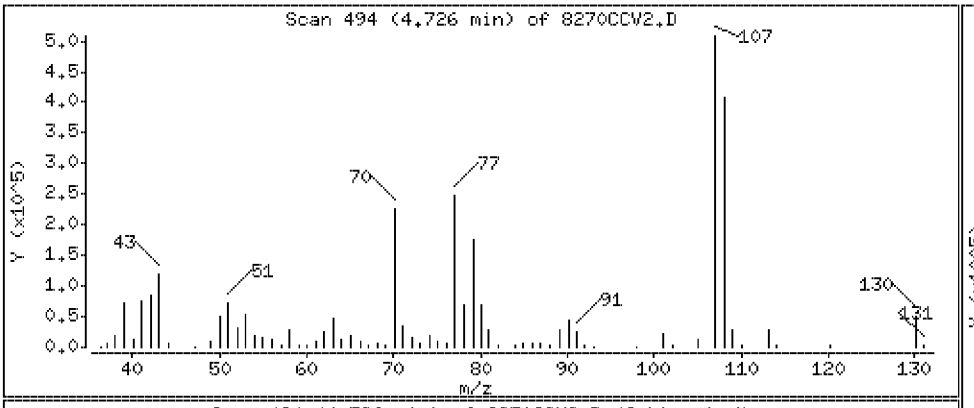

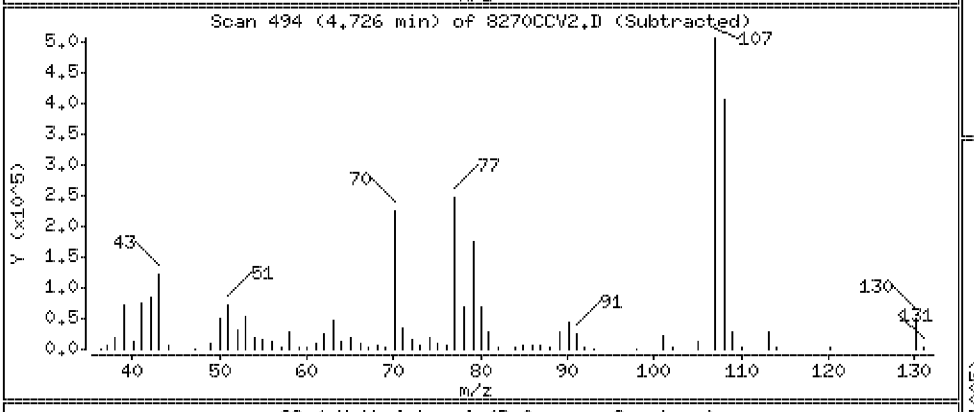

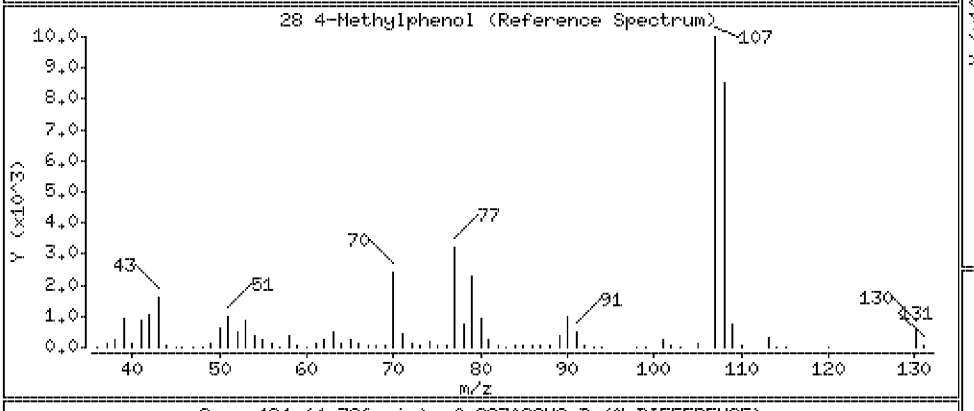

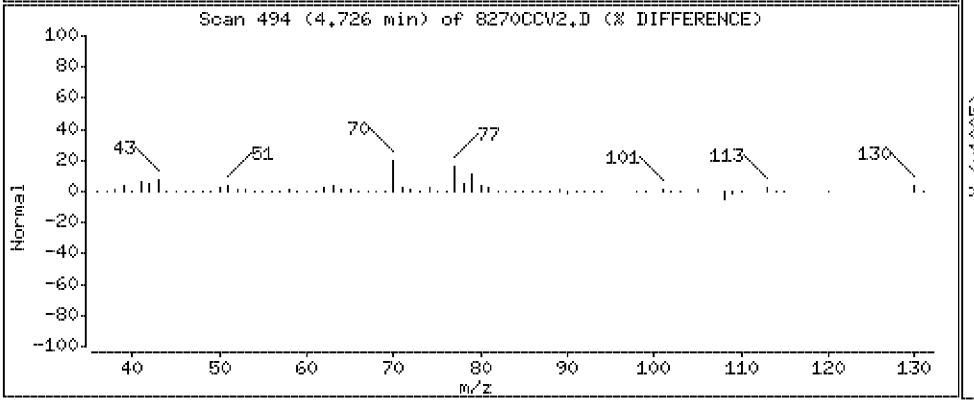

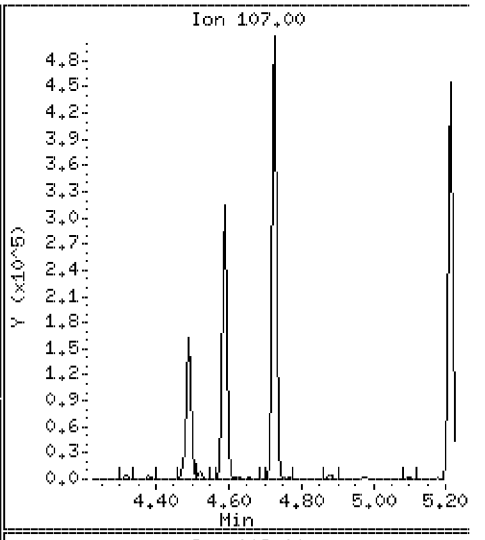

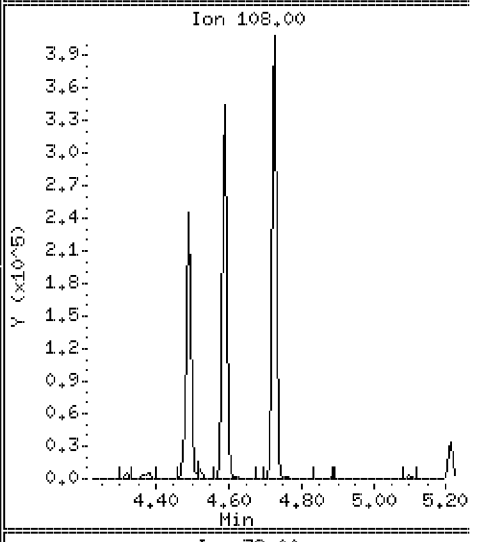

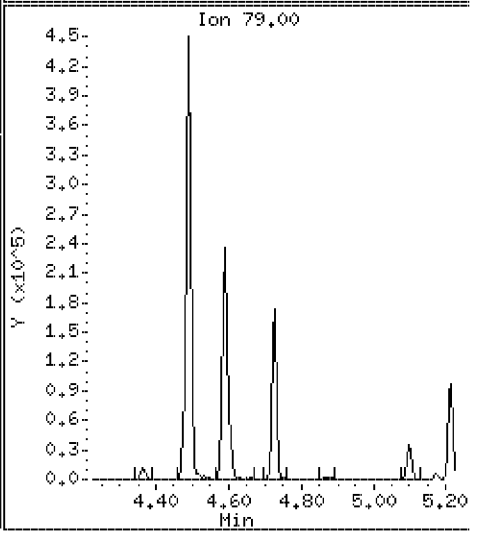

Data File: \\Svecd04\DD\chem\smsd03.i\S3050312.b\8270CCV2.D

Date : 03-MAY-2012 12:03

Client ID: 8270CCV2 Instrument: smsd03.i

Sample Info: 45924

Purge Volume: 1000.0 Operator: PEL

Column phase: HPMS-5 Column diameter: 0.25

26 N-Nitrosodinpropylamine Concentration: 48.0 ug/l

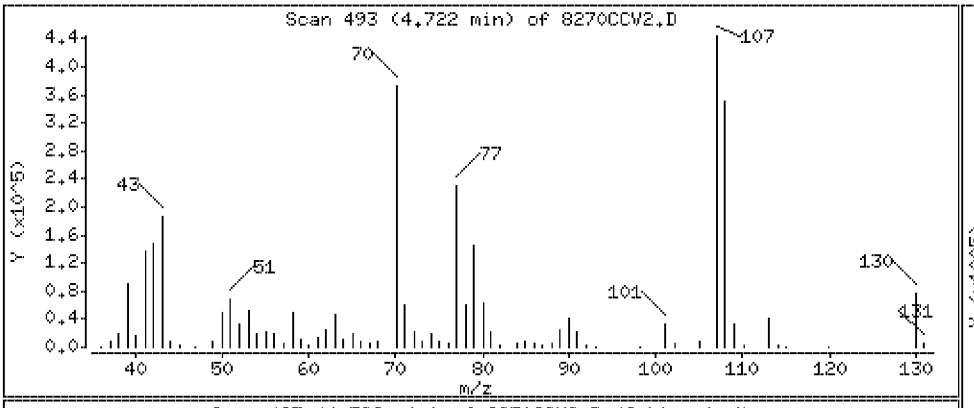

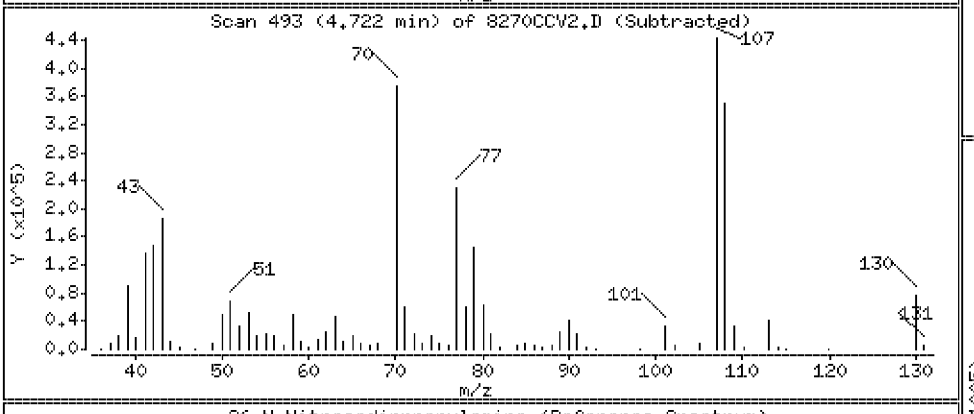

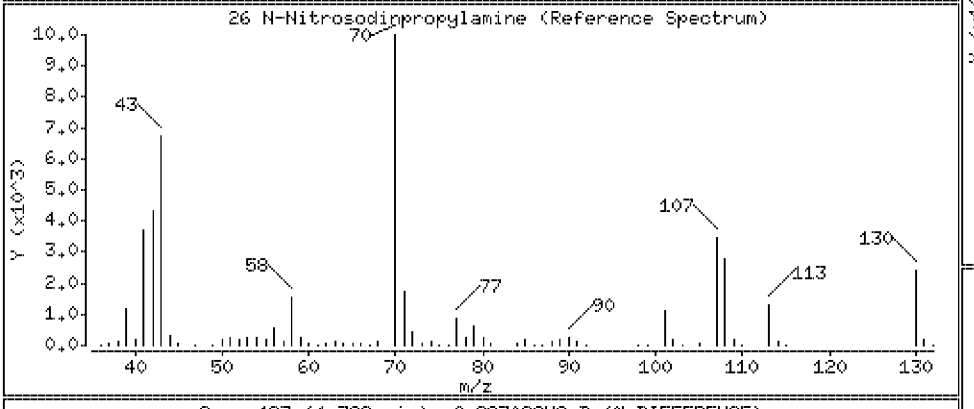

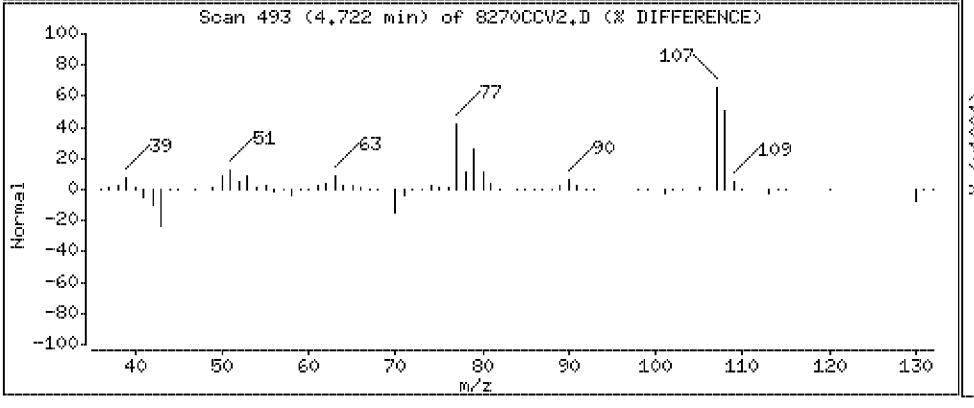

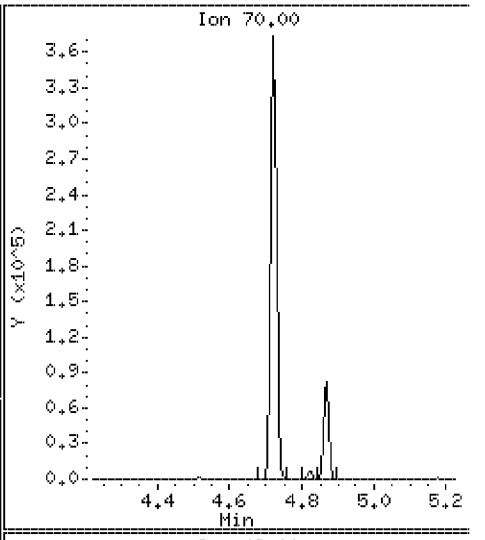

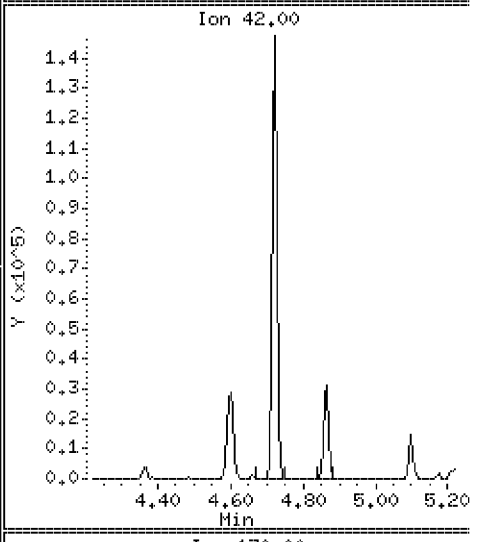

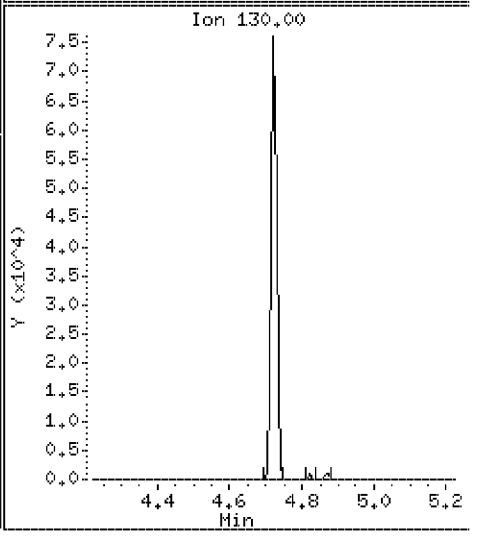

Data File: \\Svecd04\DD\chem\smsd03.i\S3050312.b\8270CCV2.D

Date : 03-MAY-2012 12:03

Client ID: 8270CCV2 Instrument: smsd03.i

Sample Info: 45924

Purge Volume: 1000.0 Operator: PEL

Column phase: HPMS-5 Column diameter: 0.25

30 Hexachloroethane Concentration: 47.6 ug/l

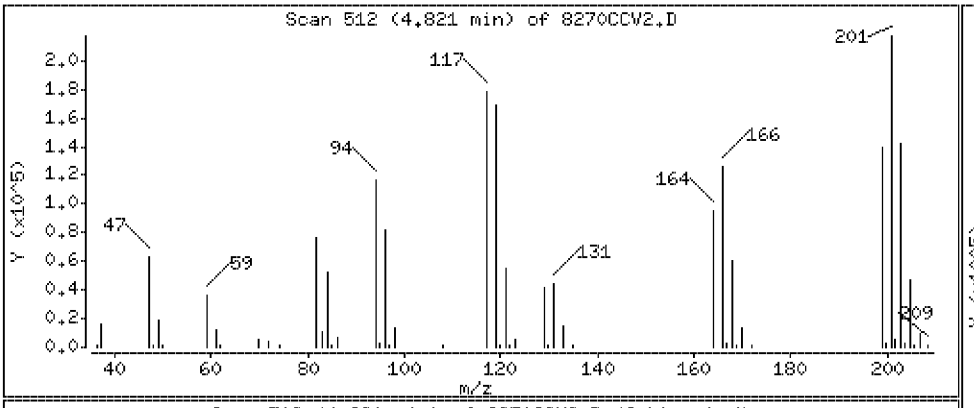

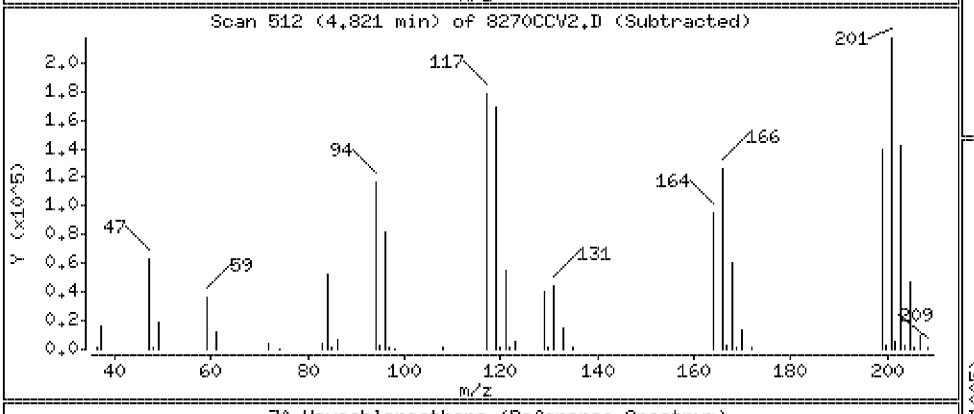

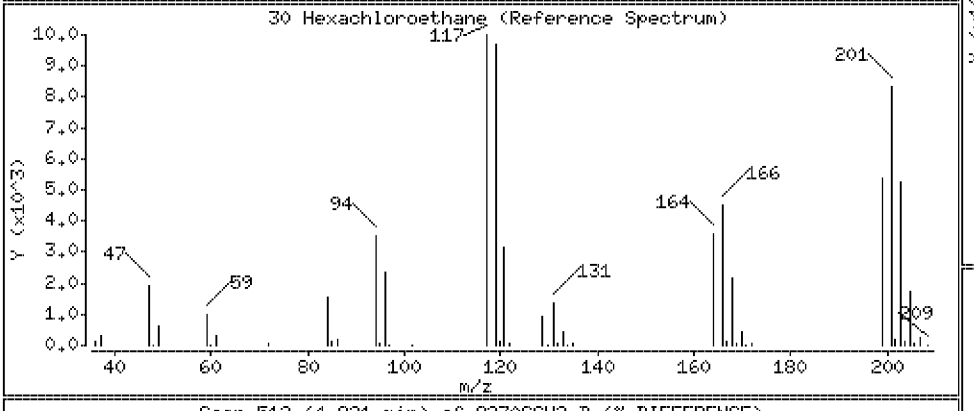

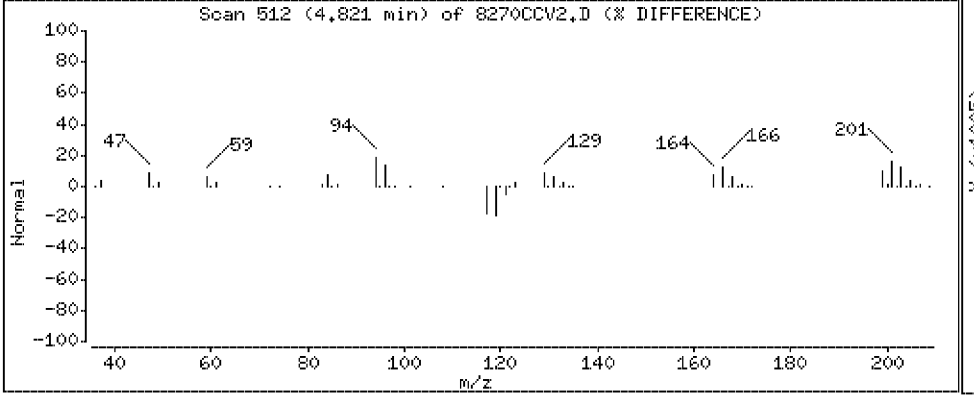

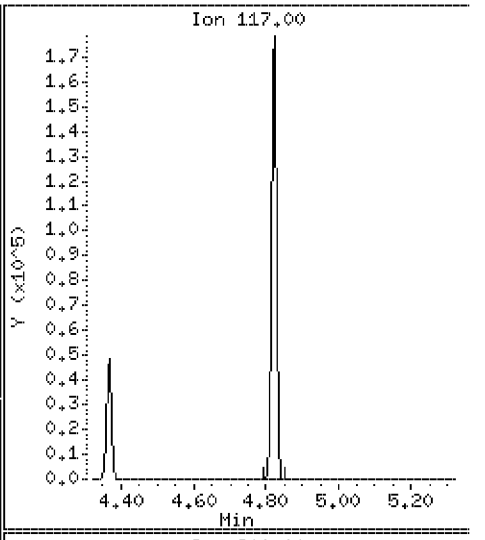

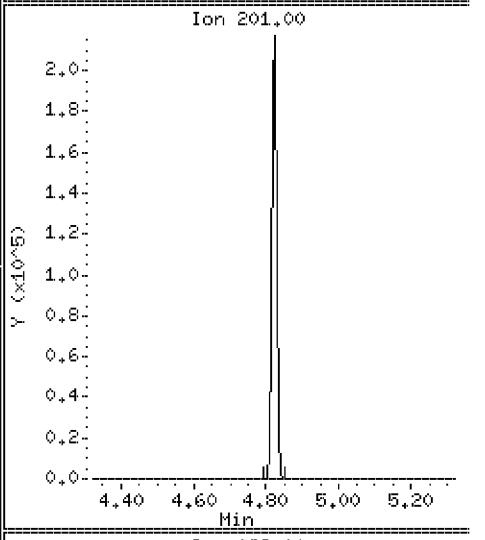

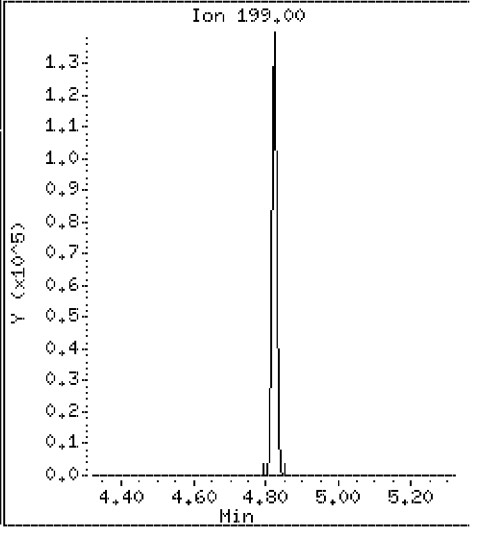

Data File: \\Svecd04\DD\chem\smsd03.i\S3050312.b\8270CCV2.D

Date : 03-MAY-2012 12:03

Client ID: 8270CCV2

Instrument: smsd03.i

Sample Info: 45924

Purge Volume: 1000.0

Operator: PEL

Column phase: HPMS-5

Column diameter: 0.25

32 Nitrobenzene

Concentration: 47.6 ug/l

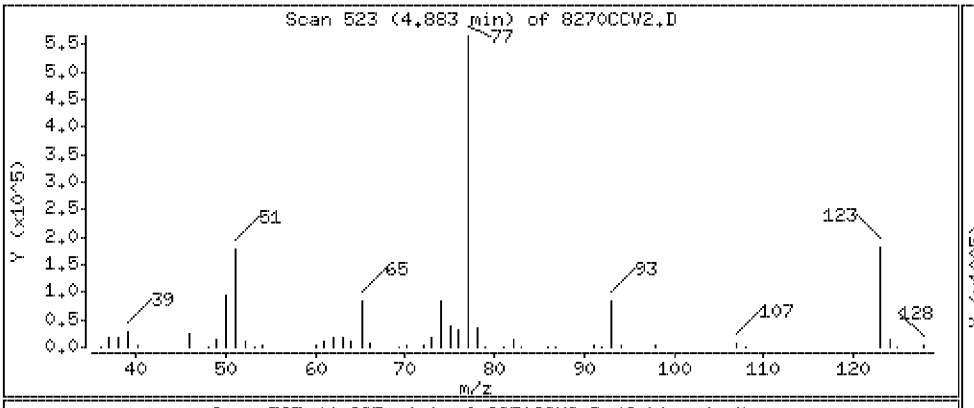

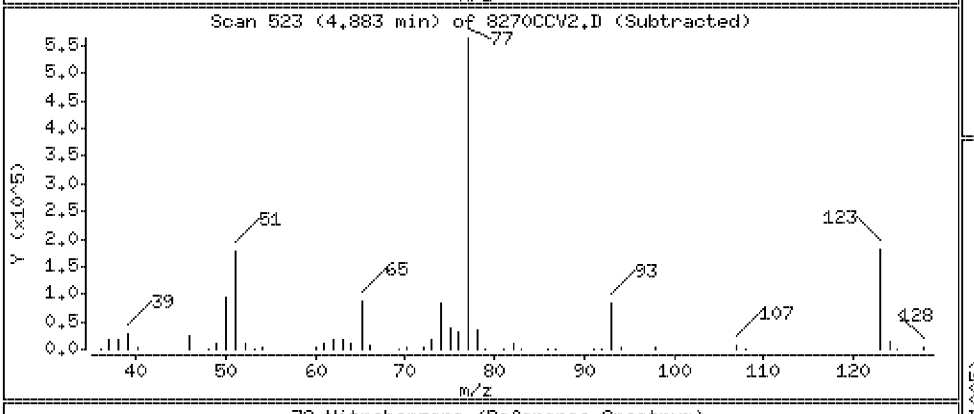

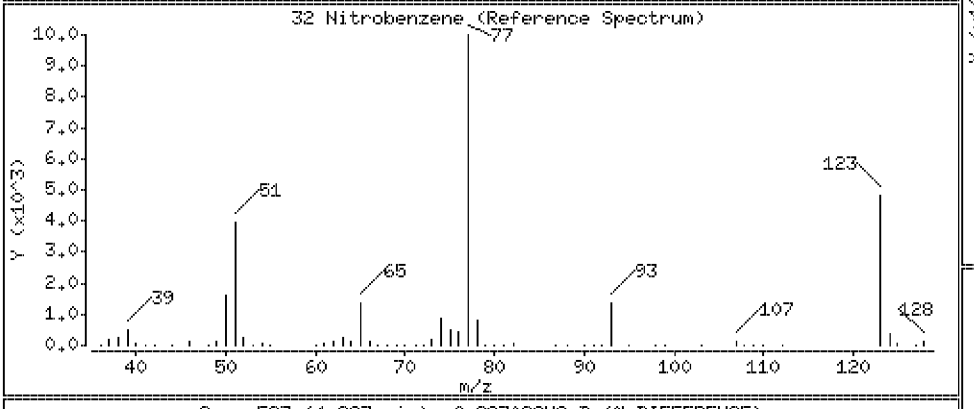

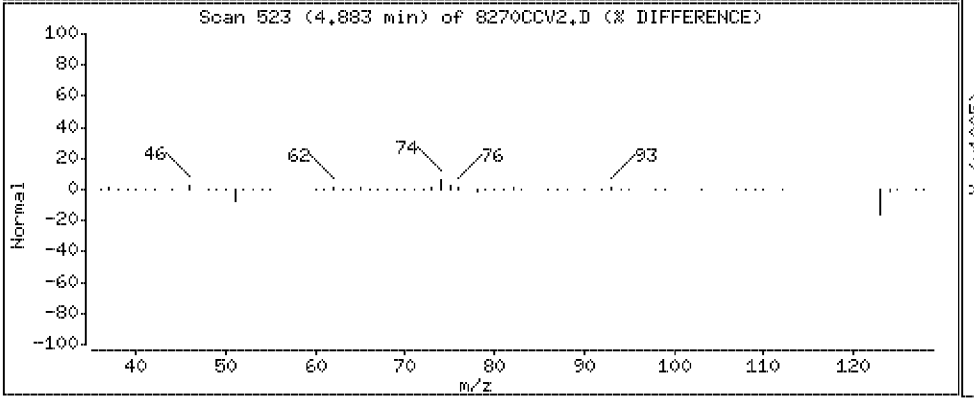

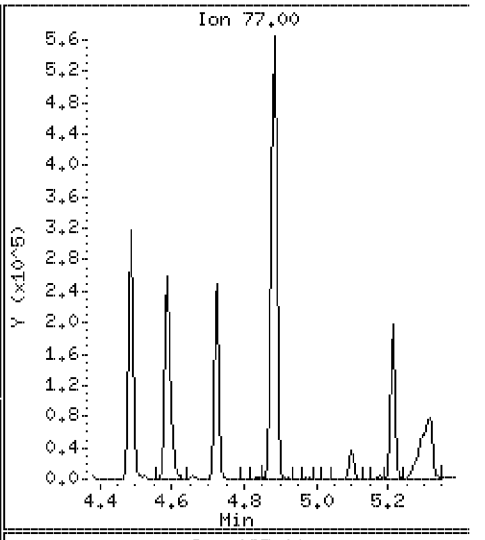

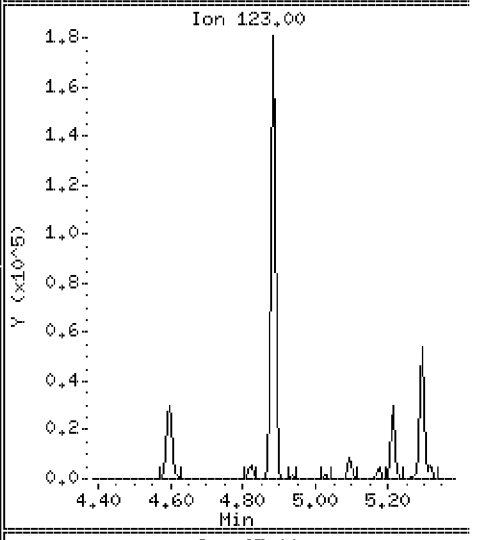

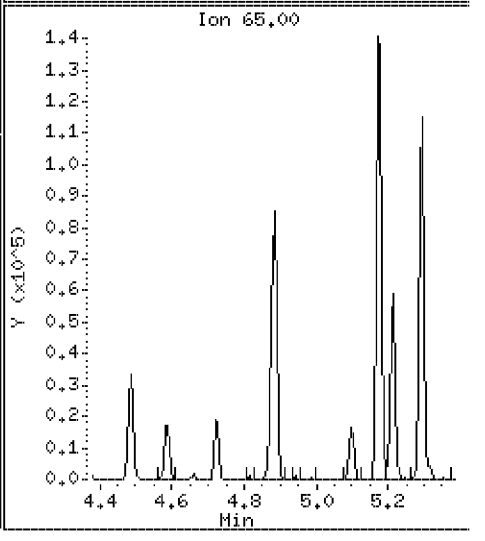

Data File: \\Svecd04\DD\chem\smsd03.i\S3050312.b\8270CCV2.D

Date : 03-MAY-2012 12:03

Client ID: 8270CCV2

Instrument: smsd03.i

Sample Info: 45924

Purge Volume: 1000.0

Operator: PEL

Column phase: HPMS-5

Column diameter: 0.25

34 Isophorone

Concentration: 46.7 ug/l

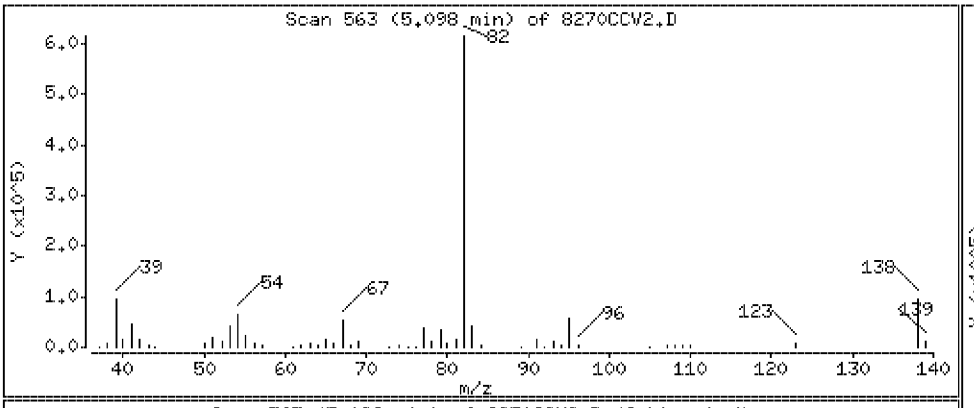

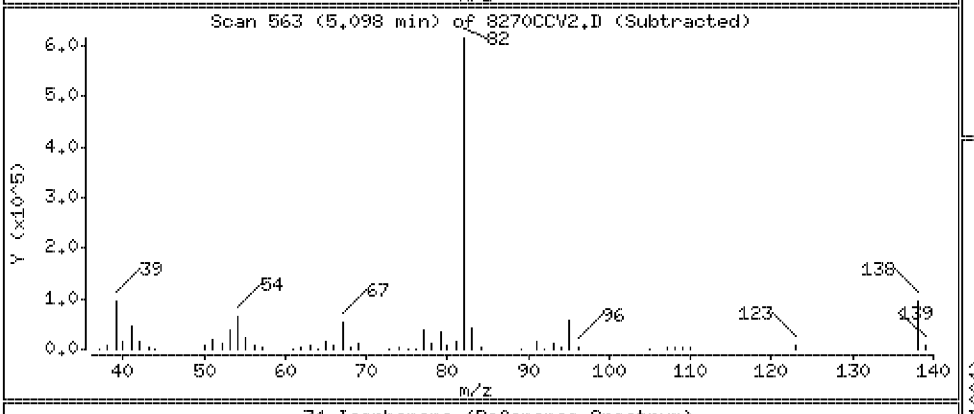

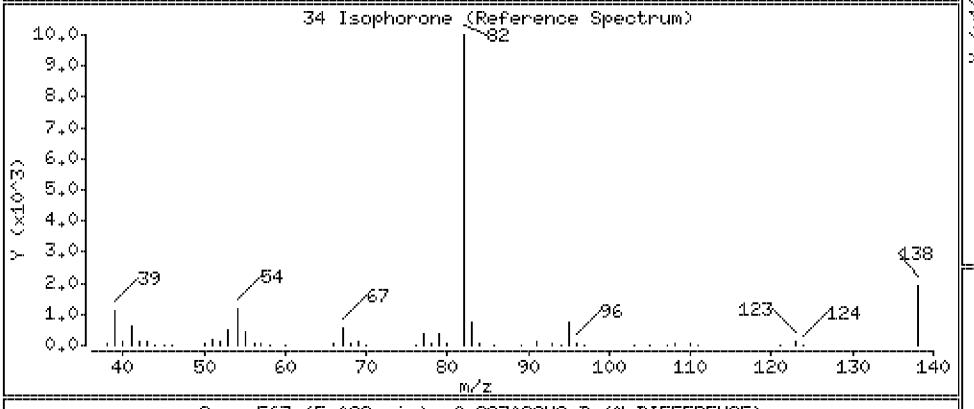

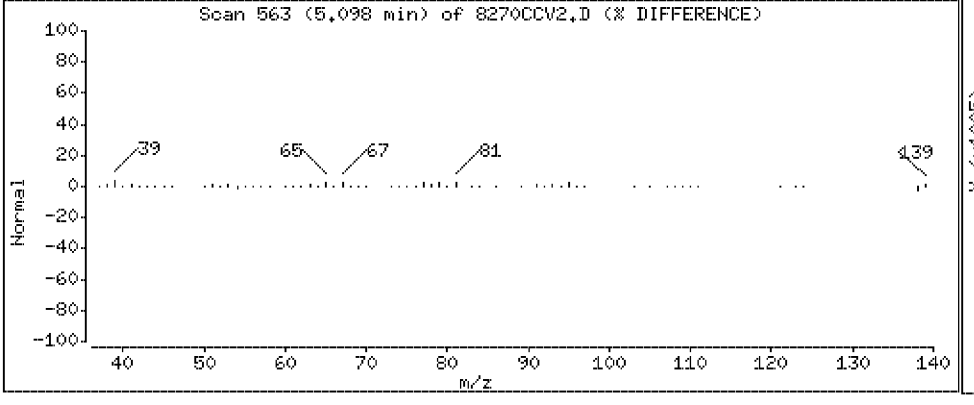

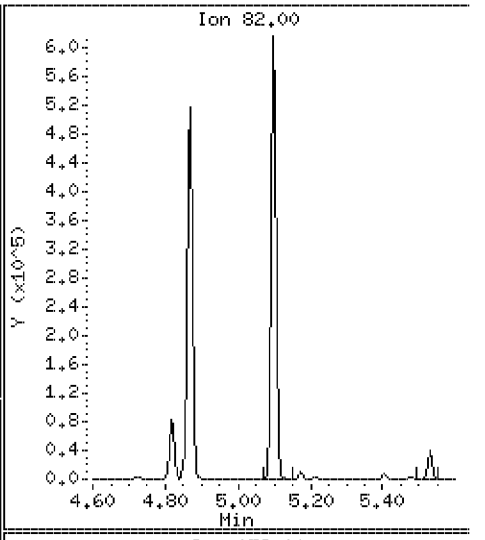

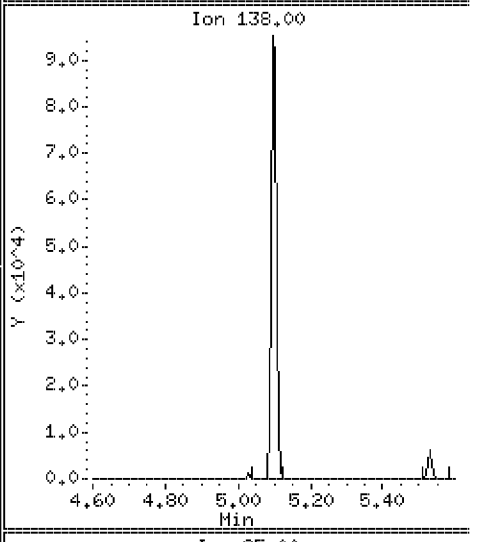

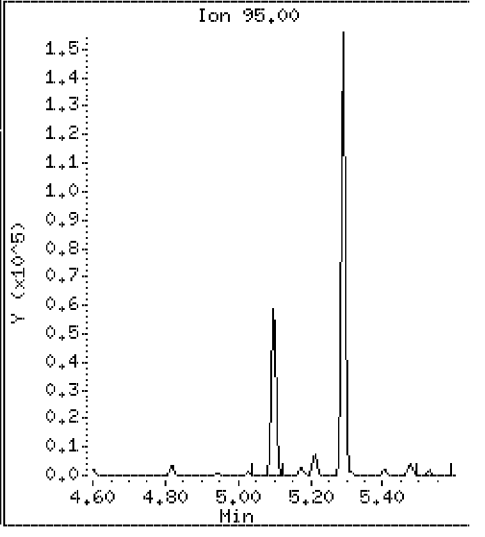

Data File: \\Svecd04\DD\chem\smsd03.i\S3050312.b\8270CCV2.D

Date : 03-MAY-2012 12:03

Client ID: 8270CCV2 Instrument: smsd03.i

Sample Info: 45924

Purge Volume: 1000.0 Operator: PEL

Column phase: HPMS-5 Column diameter: 0.25

35 2-Nitrophenol Concentration: 46.9 ug/l

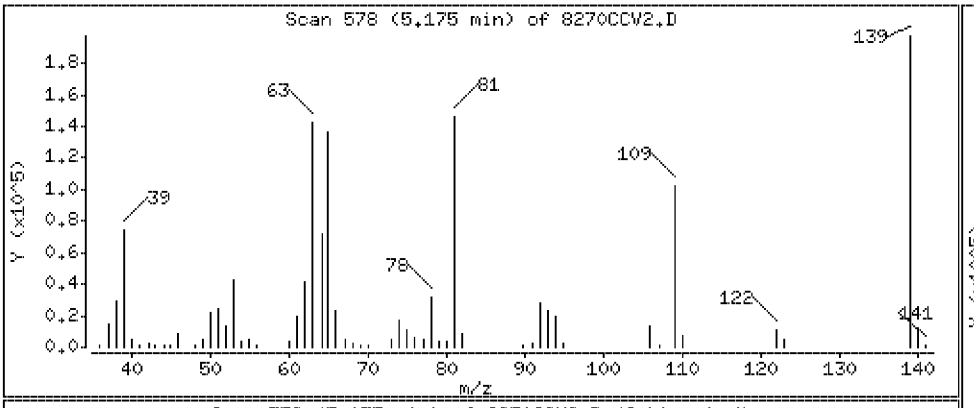

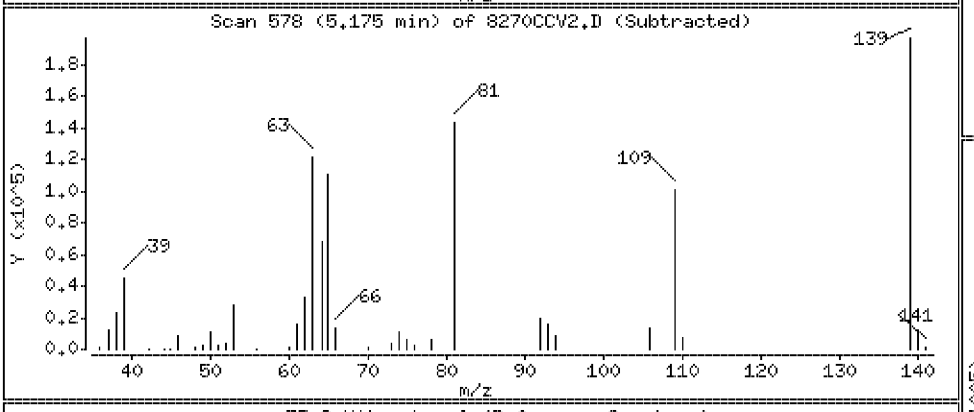

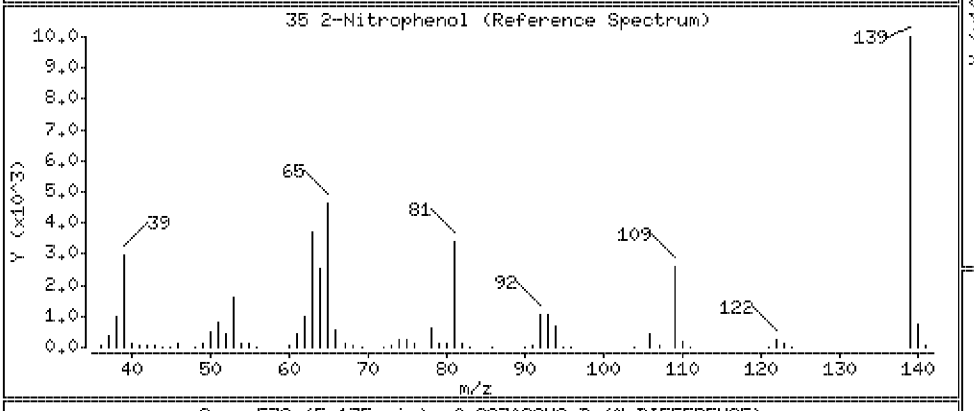

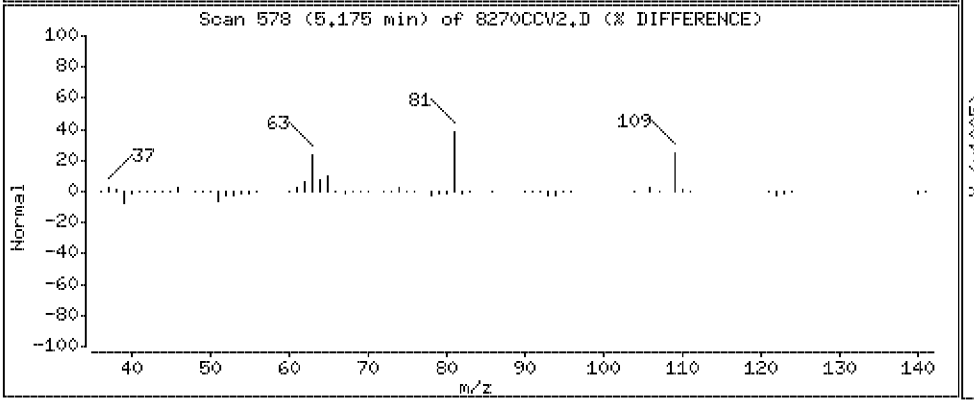

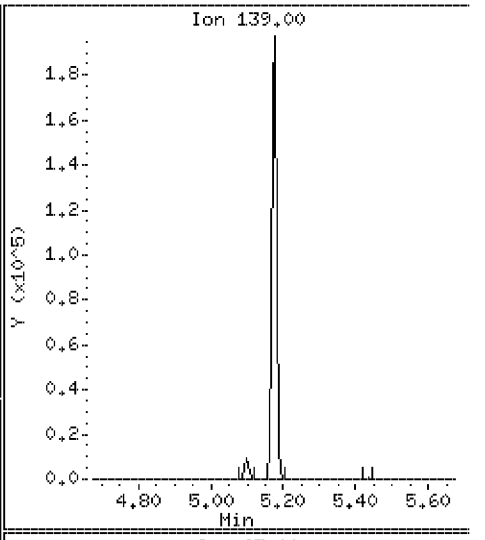

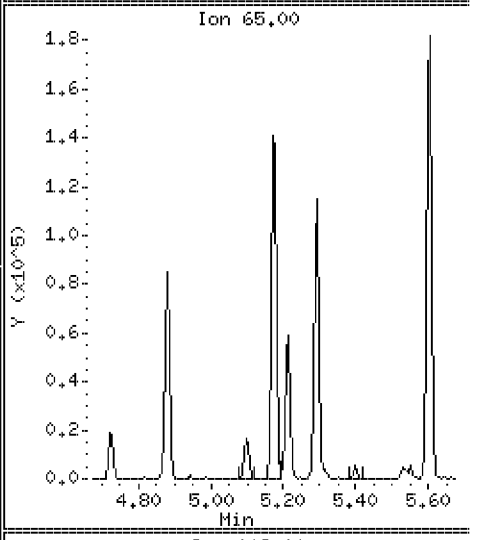

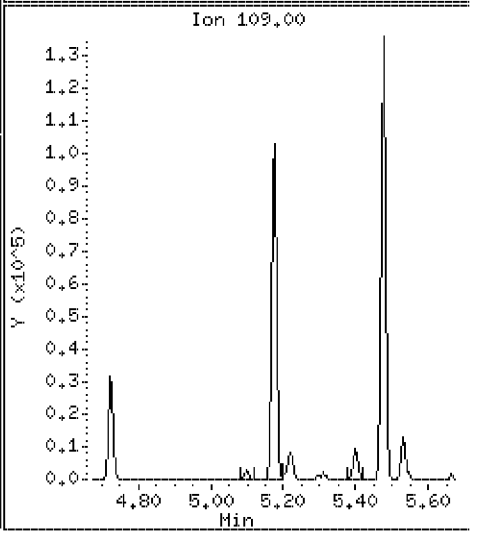

Data File: \\Svecd04\DD\chem\smsd03.i\S3050312.b\8270CCV2.D

Date : 03-MAY-2012 12:03

Client ID: 8270CCV2 Instrument: smsd03.i

Sample Info: 45924

Purge Volume: 1000.0 Operator: PEL

Column phase: HPMS-5 Column diameter: 0.25

36 2,4-Dimethylphenol Concentration: 45.8 ug/l

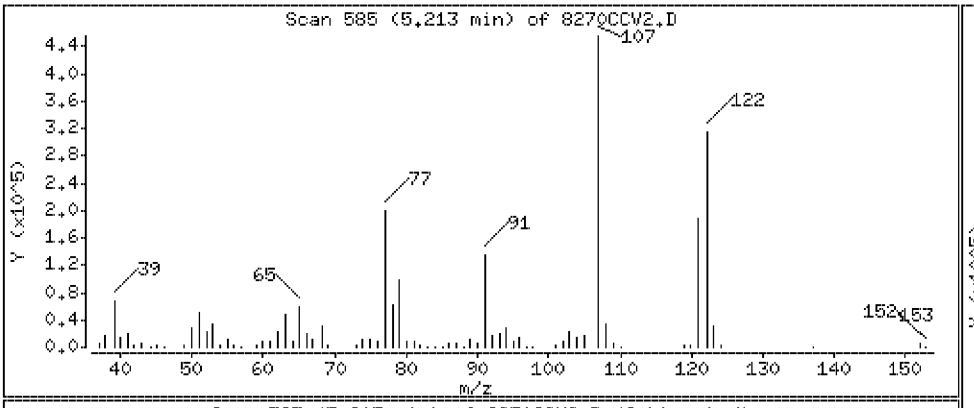

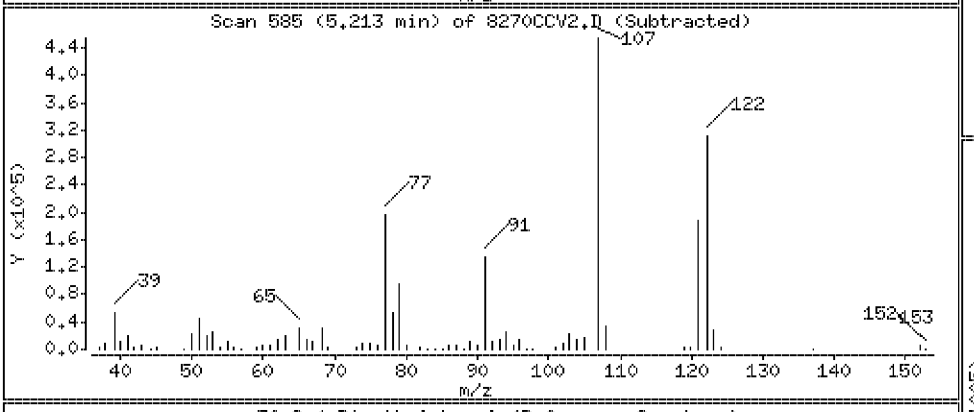

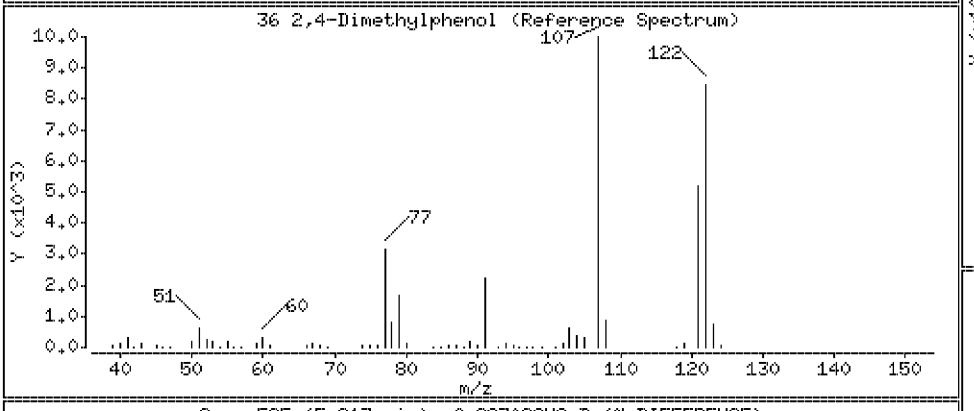

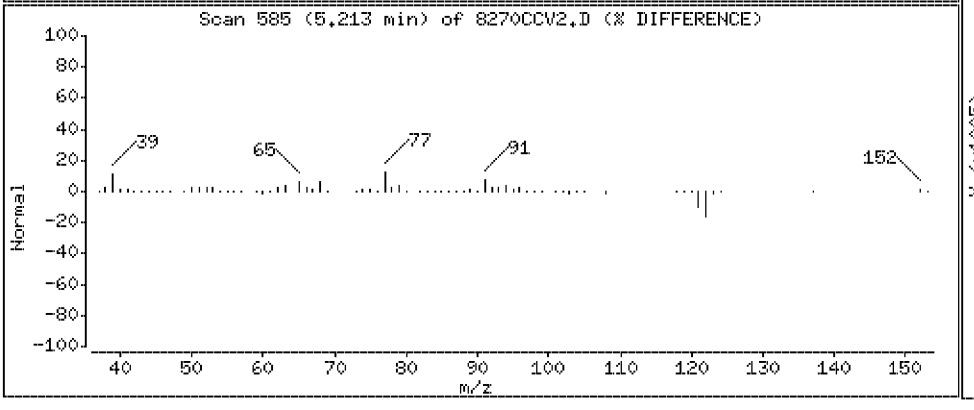

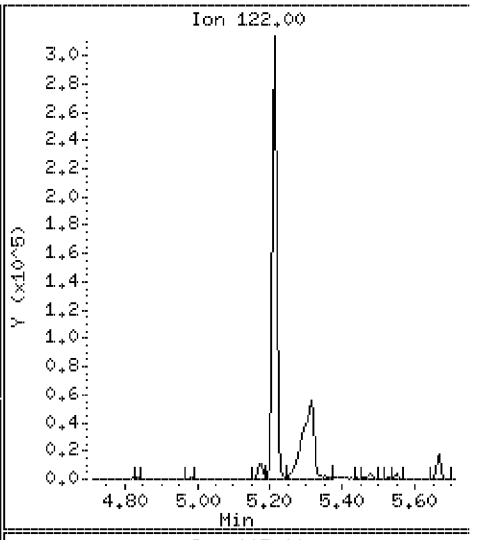

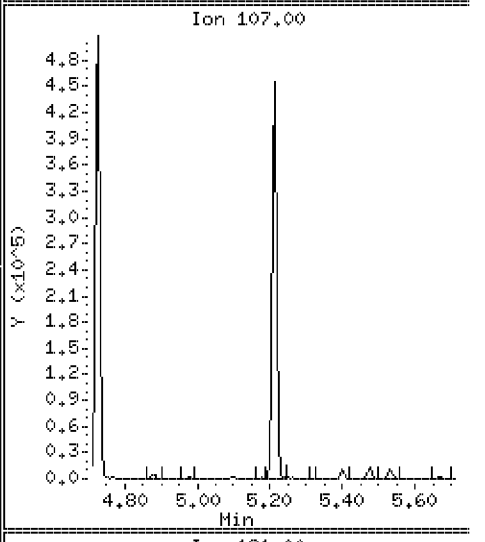

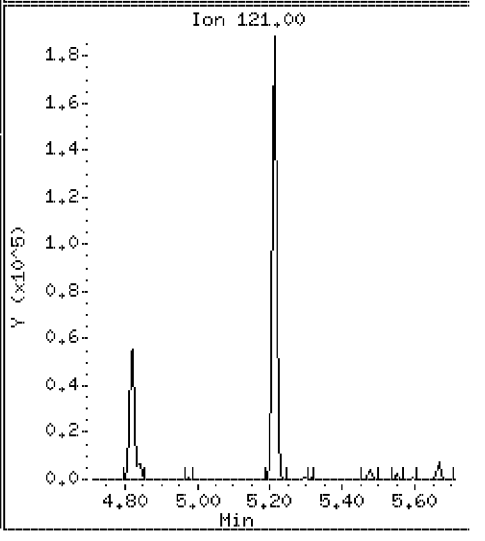

Data File: \\Svecd04\DD\chem\smsd03.i\S3050312.b\8270CCV2.D

Date : 03-MAY-2012 12:03

Client ID: 8270CCV2

Instrument: smsd03.i

Sample Info: 45924

Purge Volume: 1000.0

Operator: PEL

Column phase: HPMS-5

Column diameter: 0.25

38 Bis(2-Chloroethoxy)methane

Concentration: 45.7 ug/l

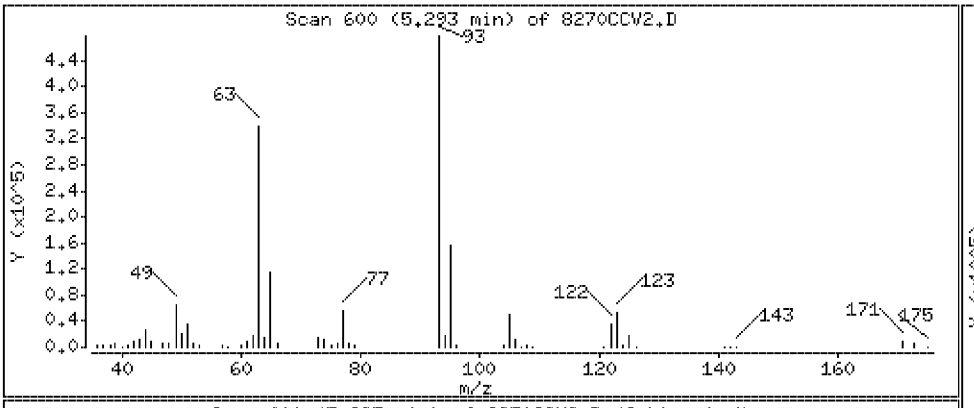

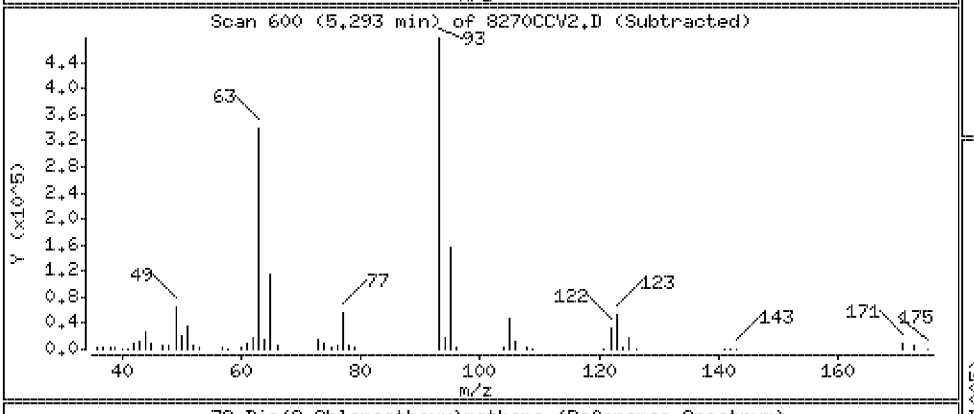

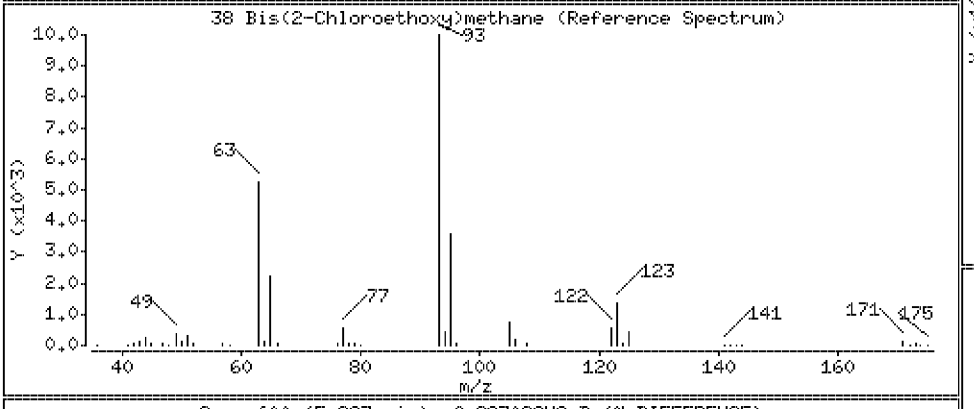

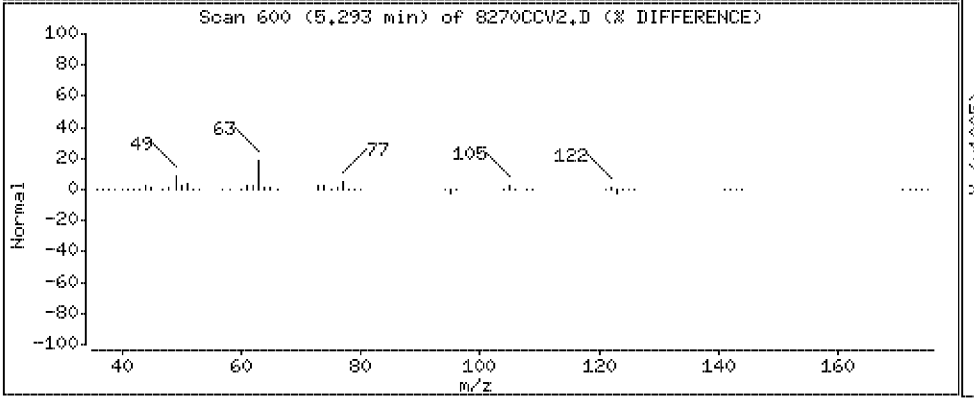

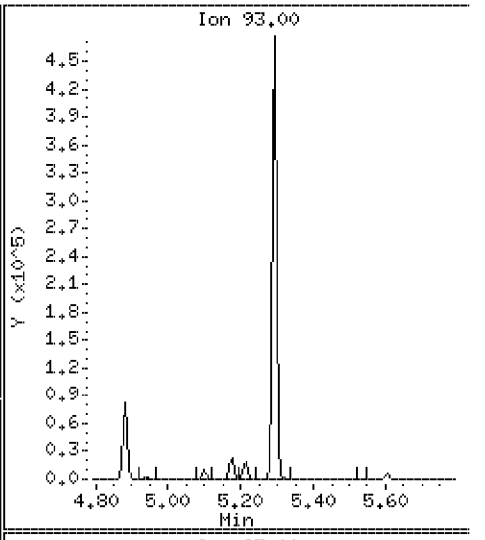

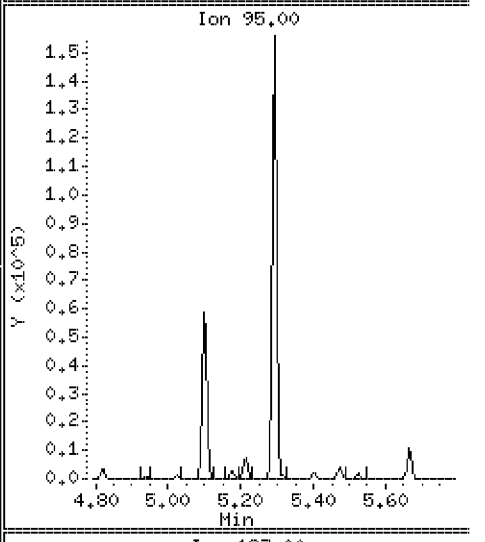

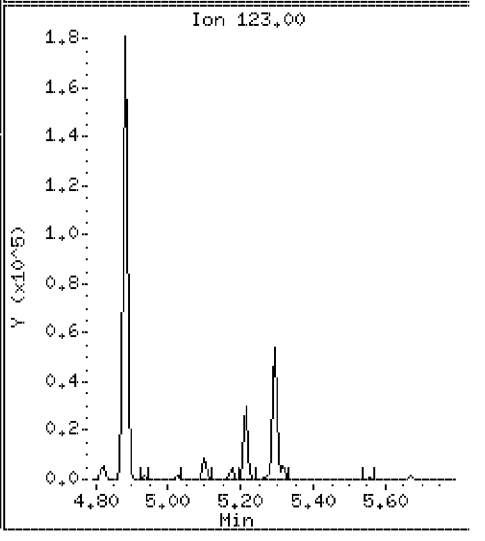

Data File: \\Svecd04\DD\chem\smsd03.i\S3050312.b\8270CCV2.D

Date : 03-MAY-2012 12:03

Client ID: 8270CCV2

Instrument: smsd03.i

Sample Info: 45924

Purge Volume: 1000.0

Operator: PEL

Column phase: HPMS-5

Column diameter: 0.25

40 Benzoic Acid

Concentration: 33.0 ug/l

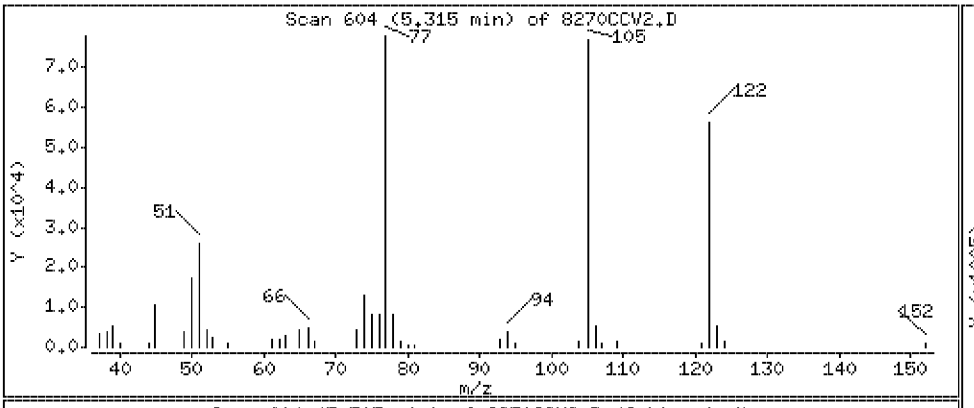

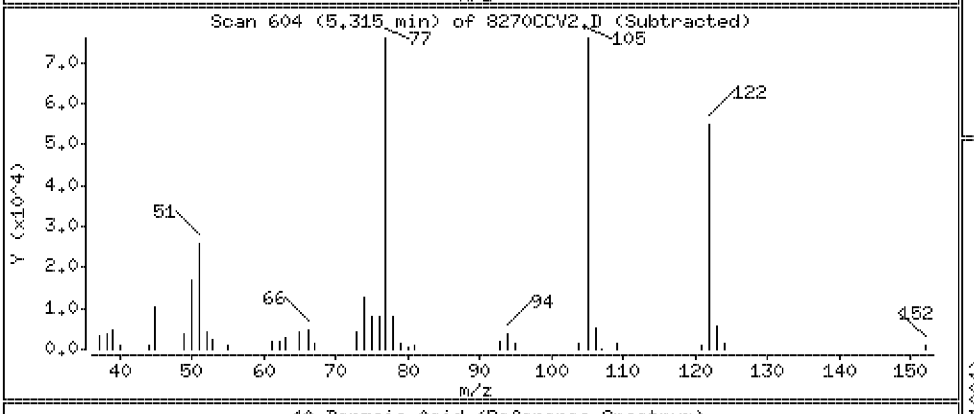

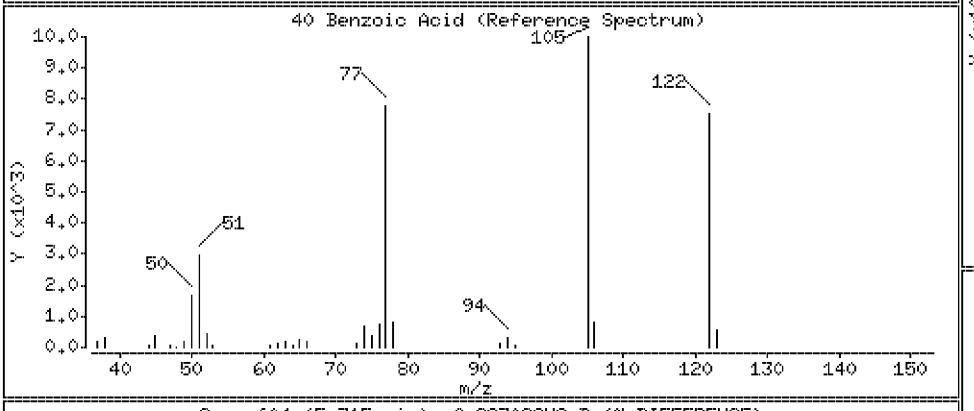

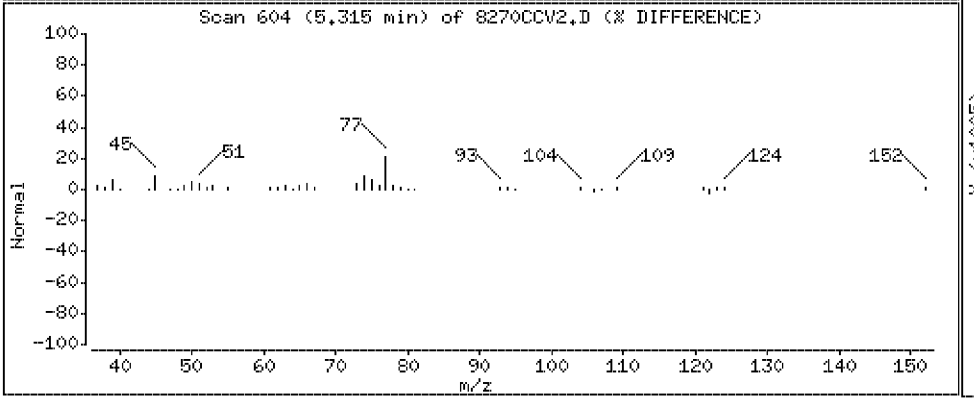

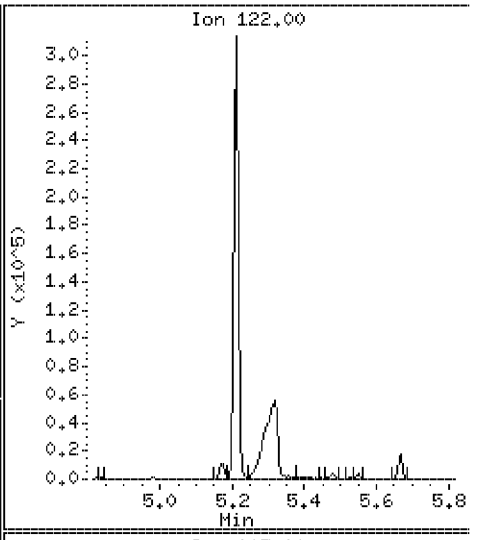

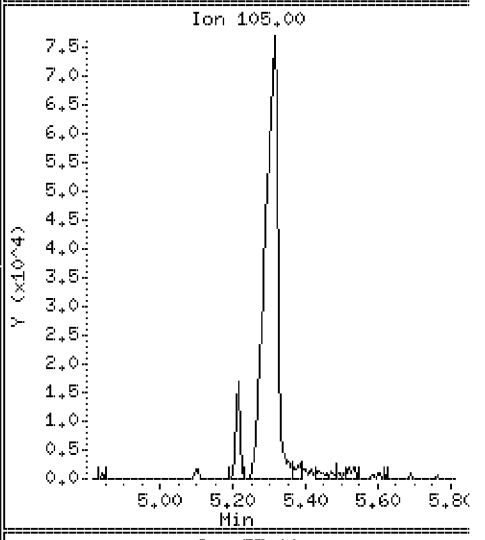

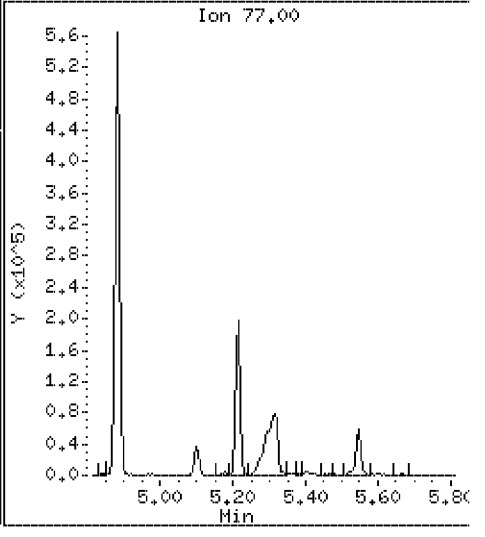

Data File: \\Svecd04\DD\chem\smsd03.i\S3050312.b\8270CCV2.D

Date : 03-MAY-2012 12:03

Client ID: 8270CCV2

Instrument: smsd03.i

Sample Info: 45924

Purge Volume: 1000.0

Operator: PEL

Column phase: HPMS-5

Column diameter: 0.25

41 2,4-Dichlorophenol

Concentration: 48.0 ug/l

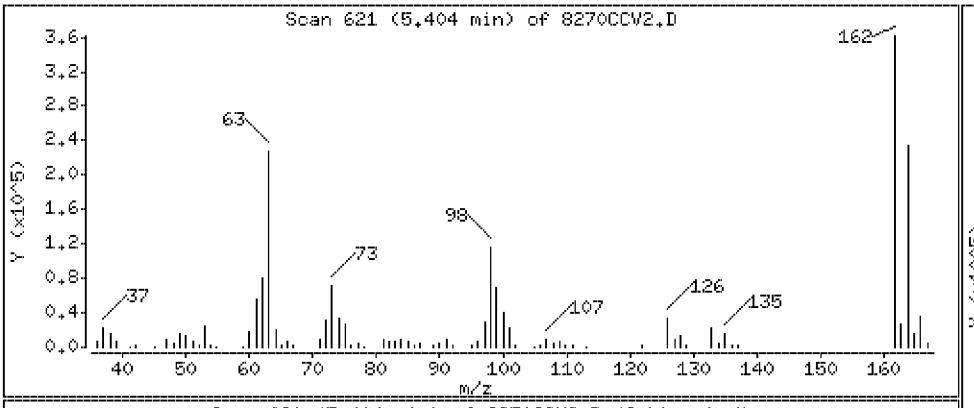

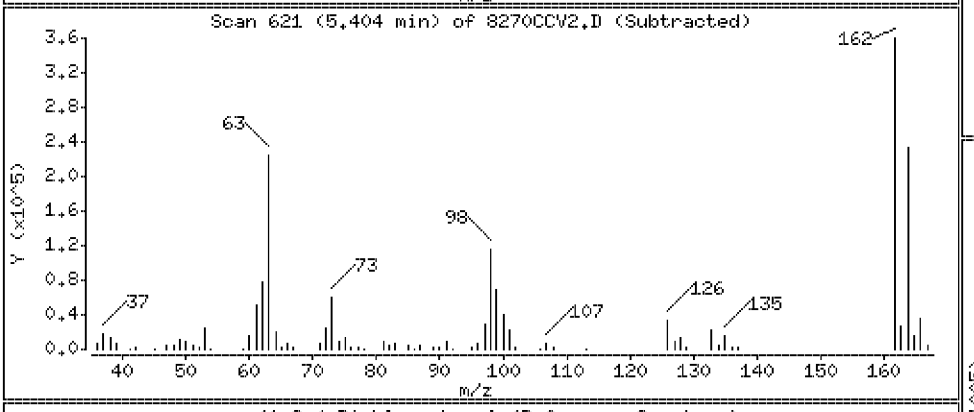

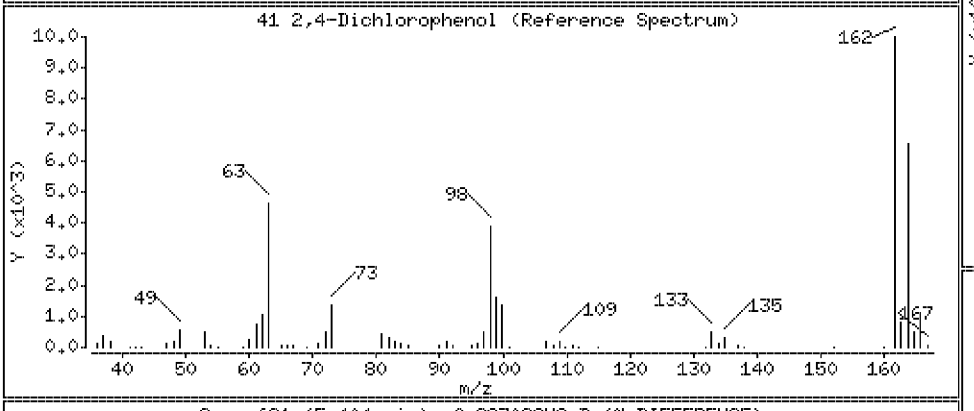

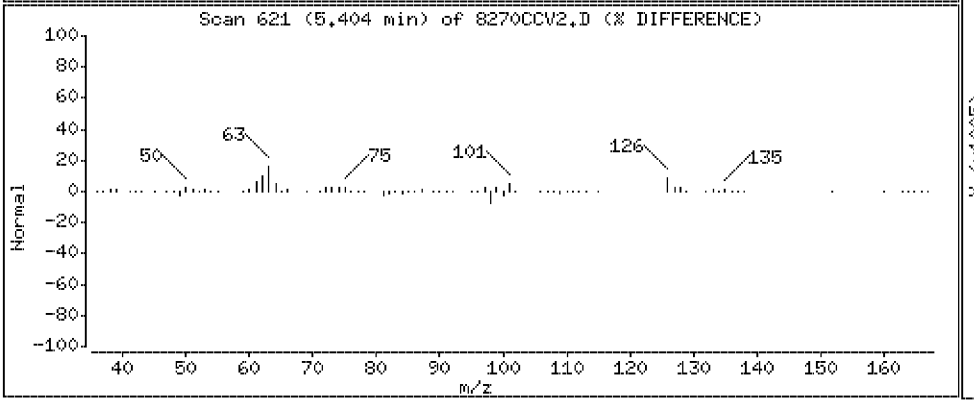

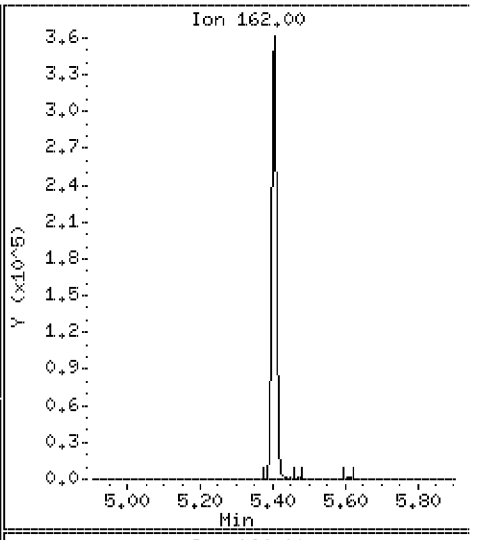

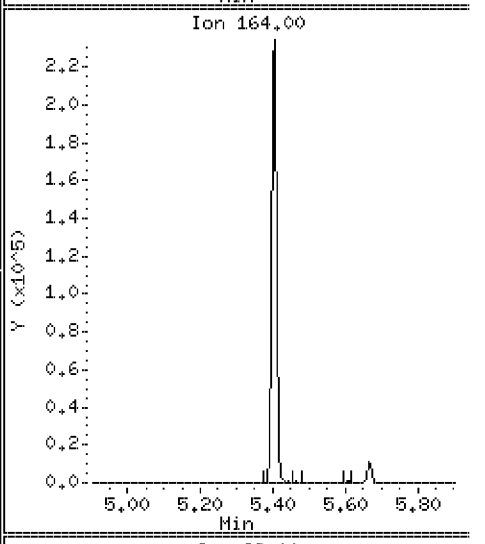

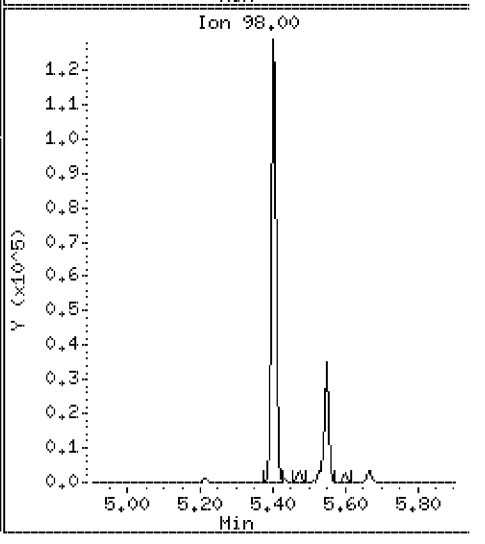

Data File: \\Svecd04\DD\chem\smsd03.i\S3050312.b\8270CCV2.D

Date : 03-MAY-2012 12:03

Client ID: 8270CCV2 Instrument: smsd03.i

Sample Info: 45924

Purge Volume: 1000.0 Operator: PEL

Column phase: HPMS-5 Column diameter: 0.25

42 1,2,4-Trichlorobenzene Concentration: 46.8 ug/l

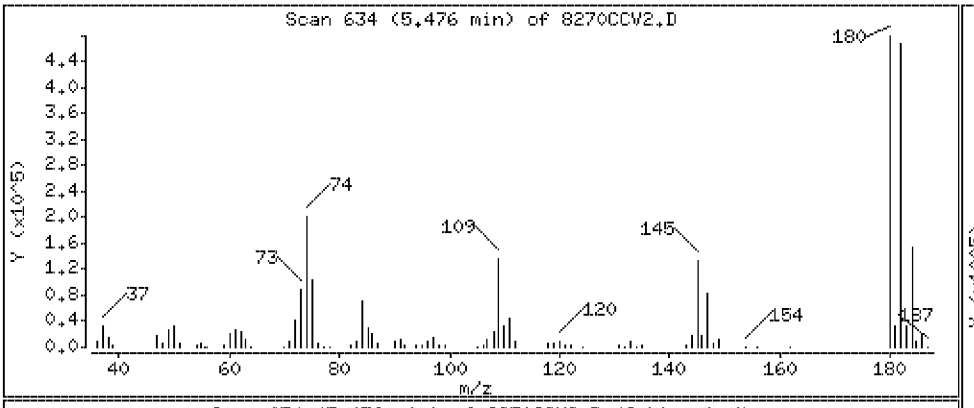

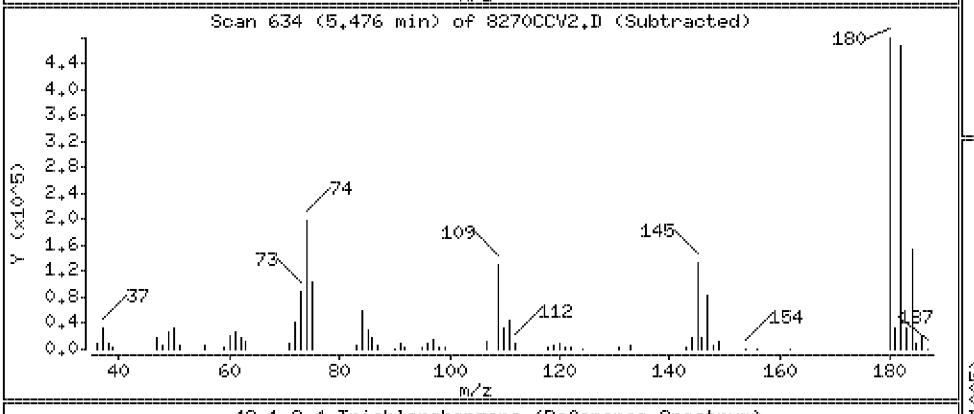

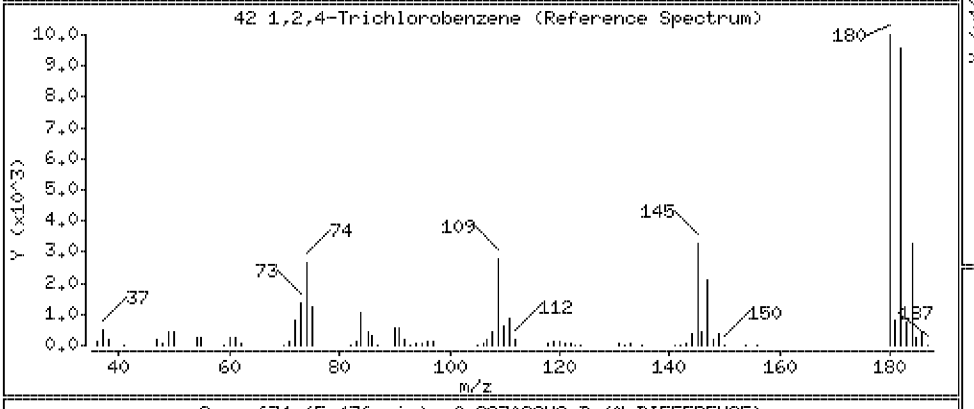

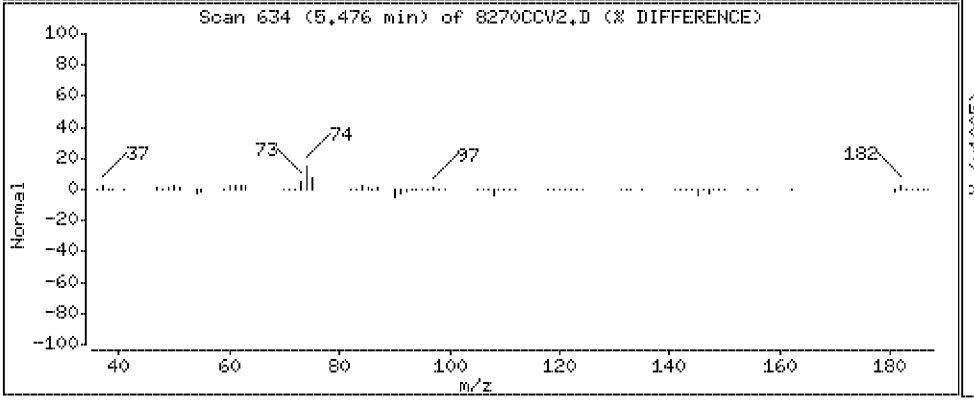

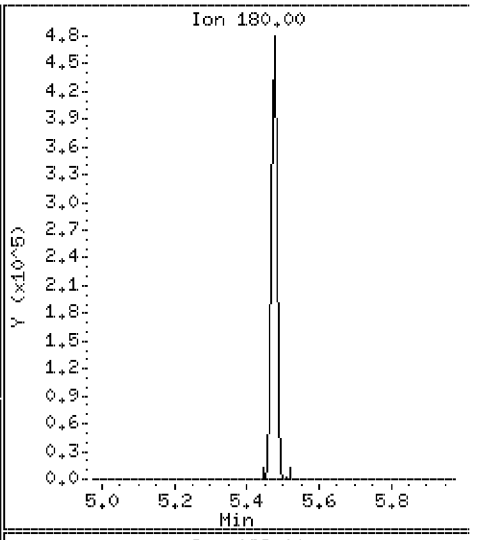

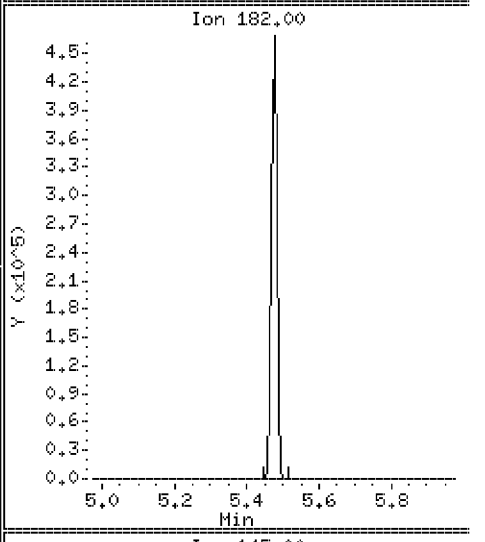

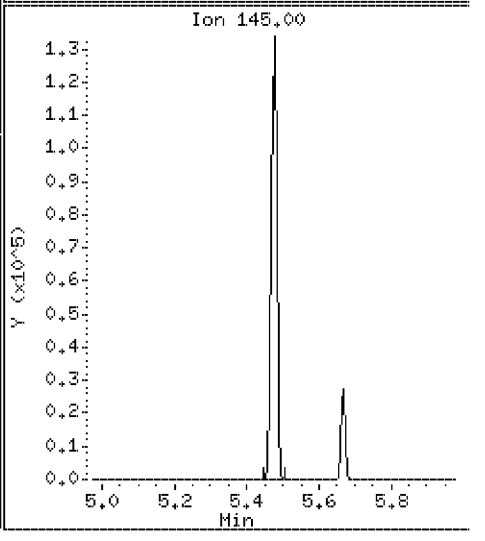

Data File: \\Svecd04\DD\chem\smsd03.i\S3050312.b\8270CCV2.D

Date : 03-MAY-2012 12:03

Client ID: 8270CCV2 Instrument: smsd03.i

Sample Info: 45924

Purge Volume: 1000.0 Operator: PEL

Column phase: HPMS-5 Column diameter: 0.25

44 Naphthalene Concentration: 46.3 ug/l

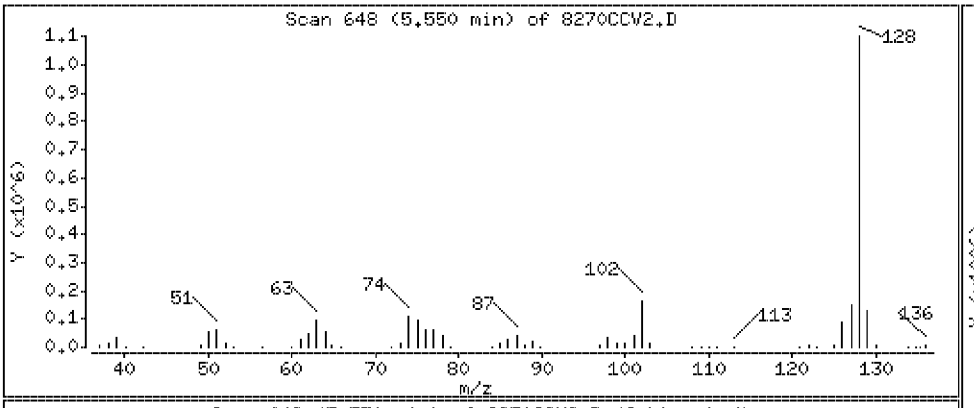

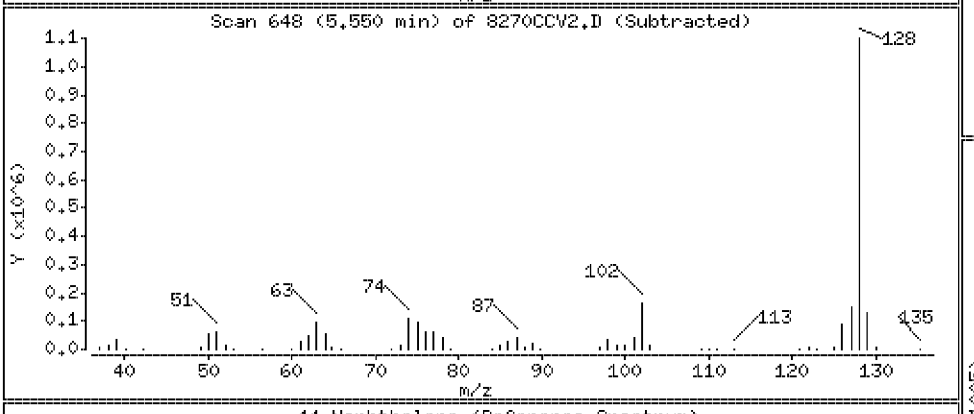

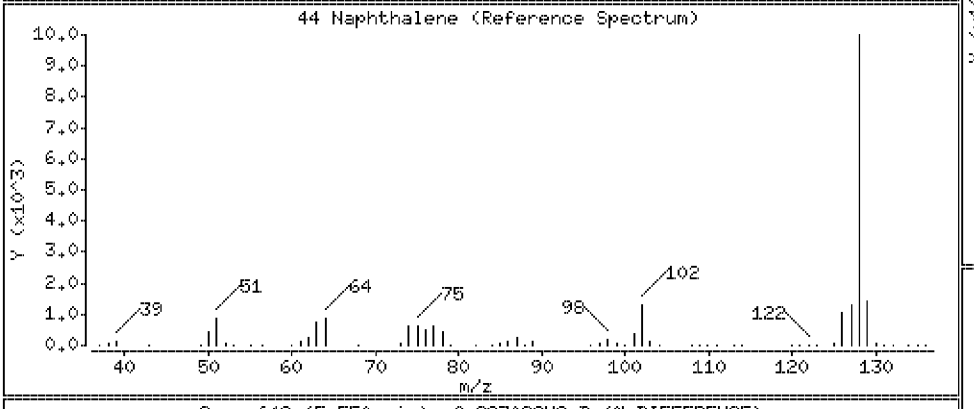

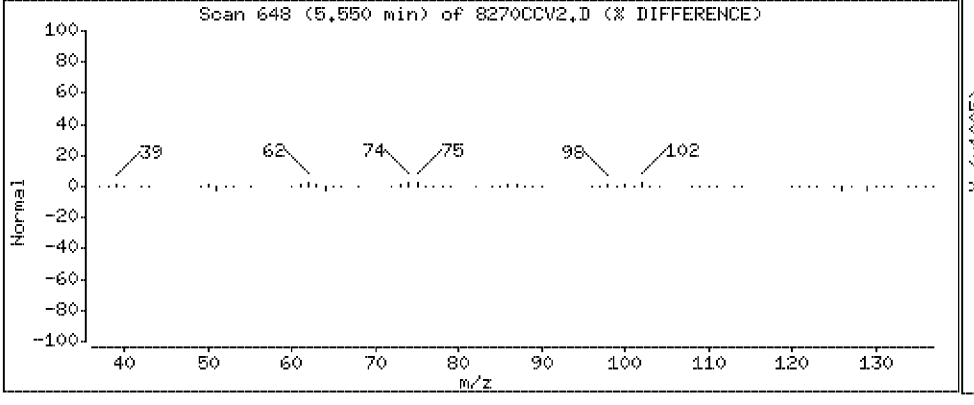

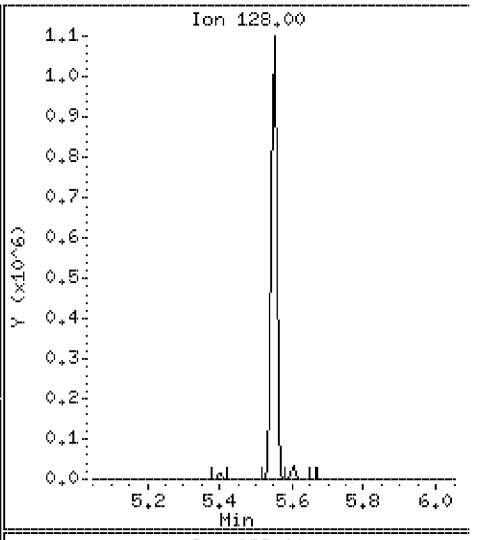

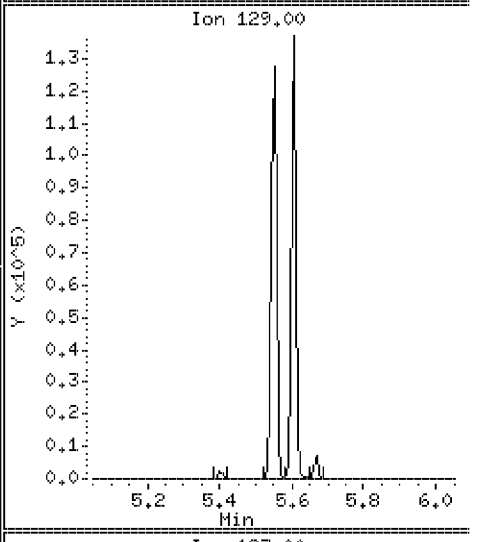

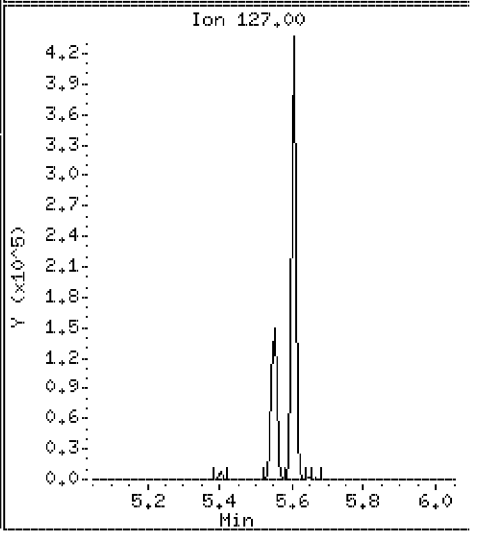

Data File: \\Svecd04\DD\chem\smsd03.i\S3050312.b\8270CCV2.D

Date : 03-MAY-2012 12:03

Client ID: 8270CCV2

Instrument: smsd03.i

Sample Info: 45924

Purge Volume: 1000.0

Operator: PEL

Column phase: HPMS-5

Column diameter: 0.25

45 4-Chloroaniline

Concentration: 44.9 ug/l

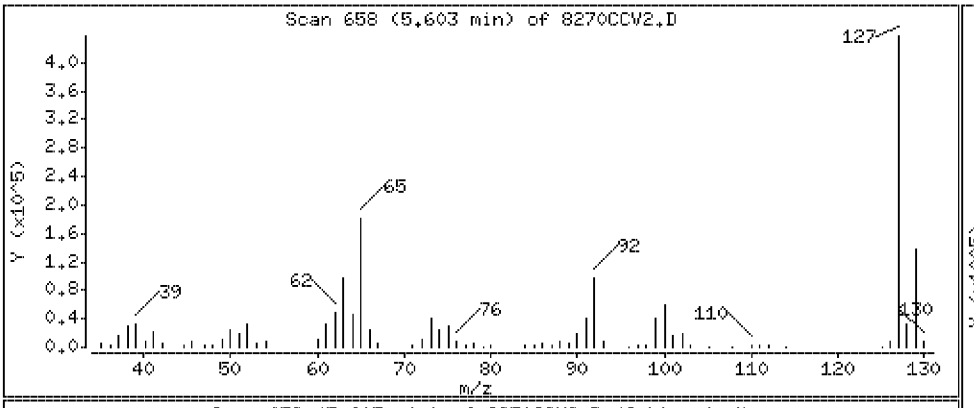

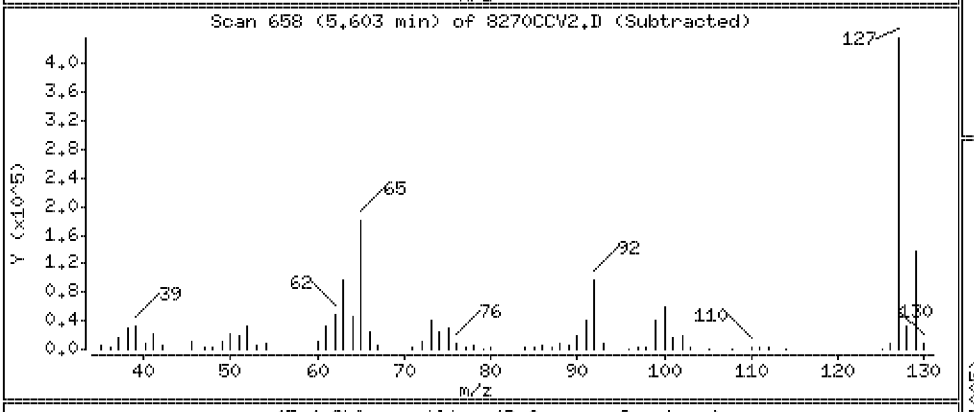

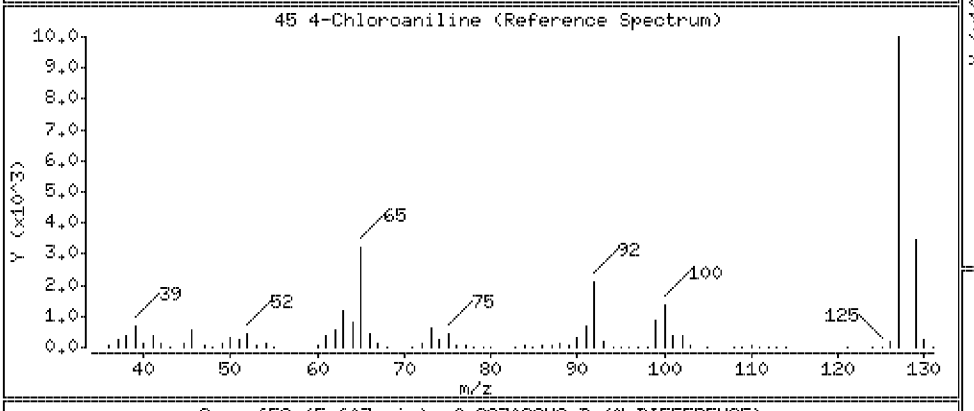

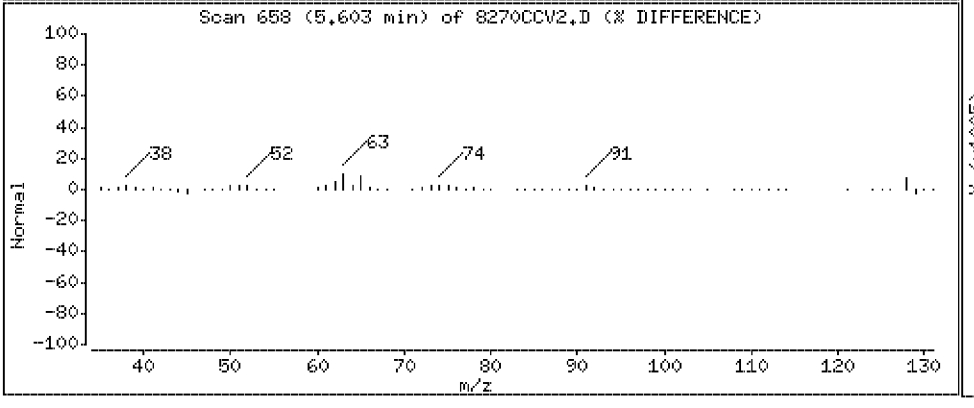

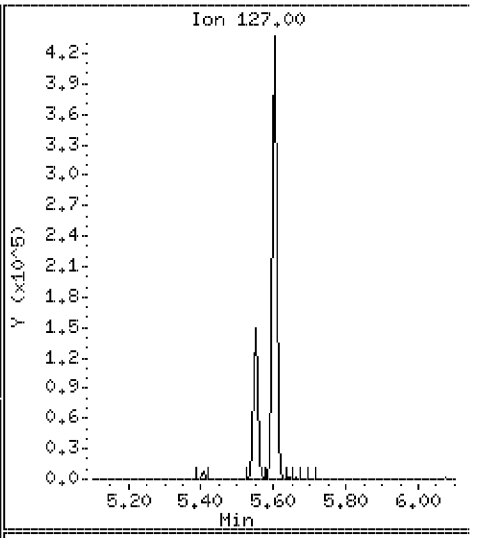

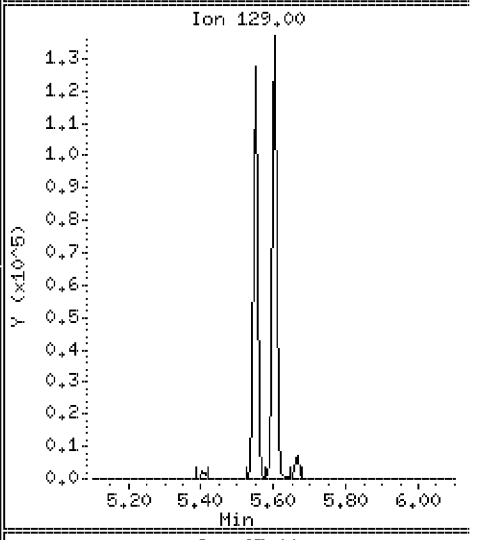

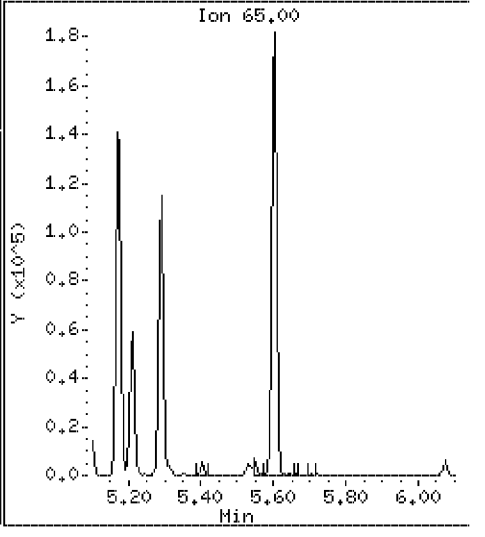

Data File: \\Svecd04\DD\chem\smsd03.i\S3050312.b\8270CCV2.D

Date : 03-MAY-2012 12:03

Client ID: 8270CCV2 Instrument: smsd03.i

Sample Info: 45924

Purge Volume: 1000.0 Operator: PEL

Column phase: HPMS-5 Column diameter: 0.25

48 Hexachlorobutadiene Concentration: 50.1 ug/l

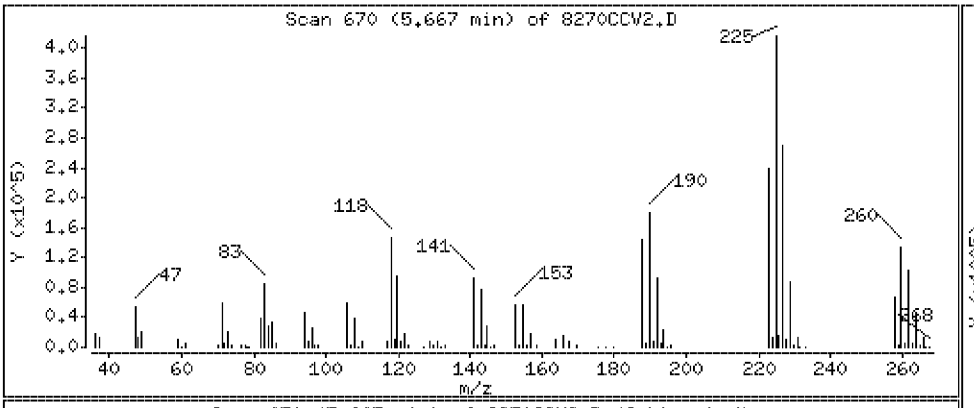

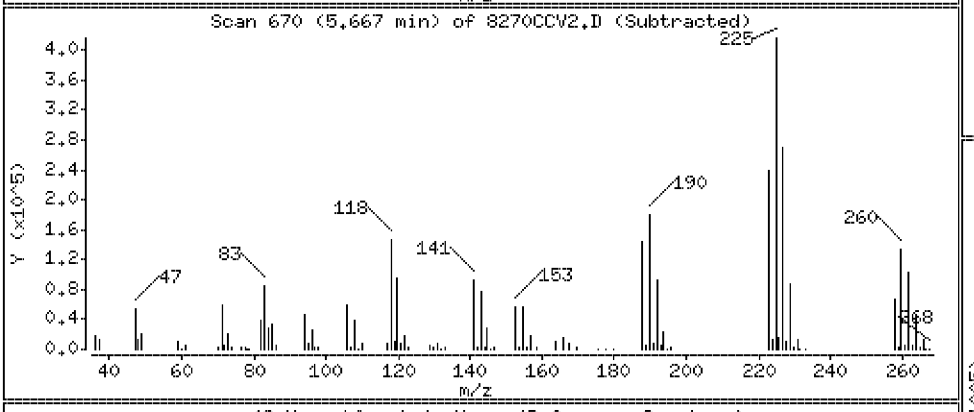

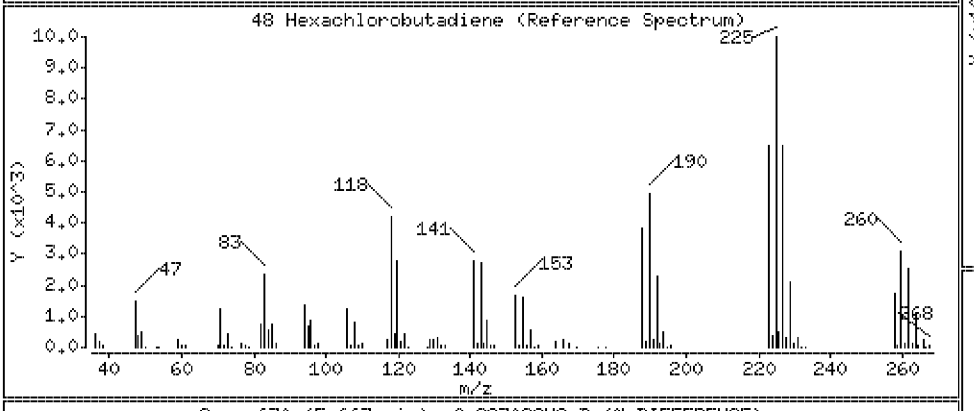

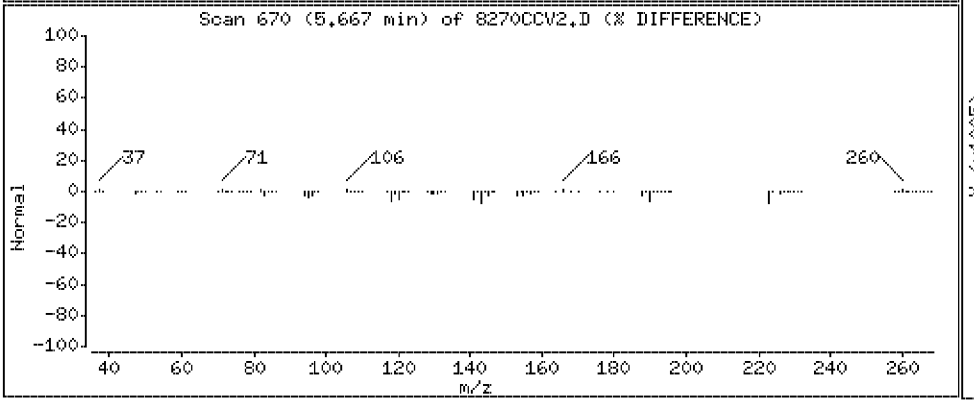

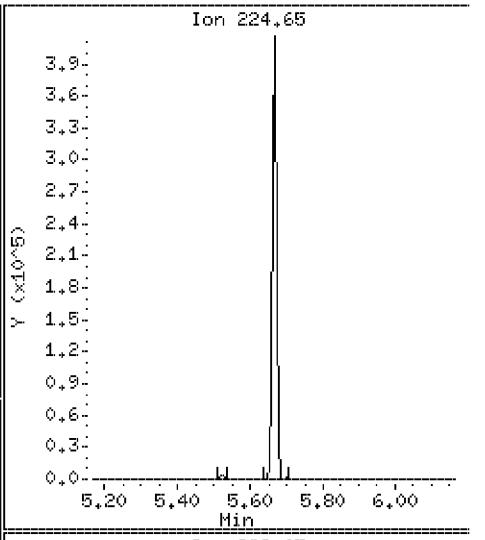

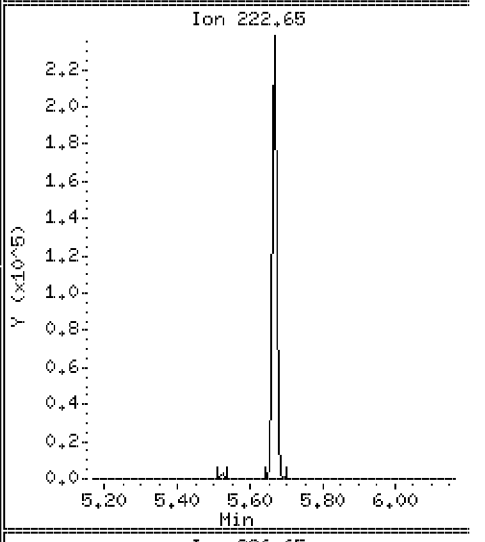

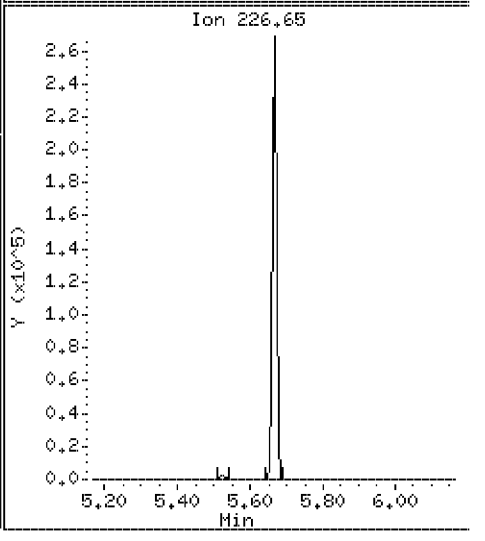

Data File: \\Svecd04\DD\chem\smsd03.i\S3050312.b\8270CCV2.D

Date : 03-MAY-2012 12:03

Client ID: 8270CCV2 | Instrument: smsd03.i

Sample Info: 45924

Purge Volume: 1000.0 | Operator: PEL

Column phase: HPMS-5 | Column diameter: 0.25

51 4-Chloro-3-methylphenol | Concentration: 47.9 ug/l

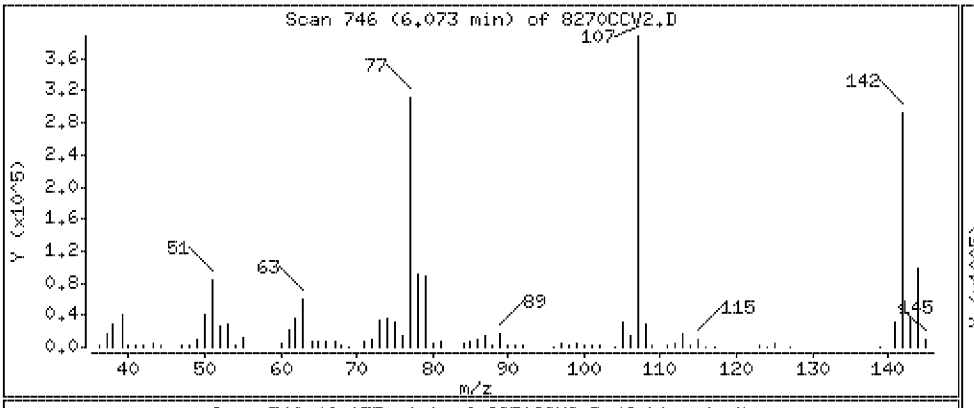

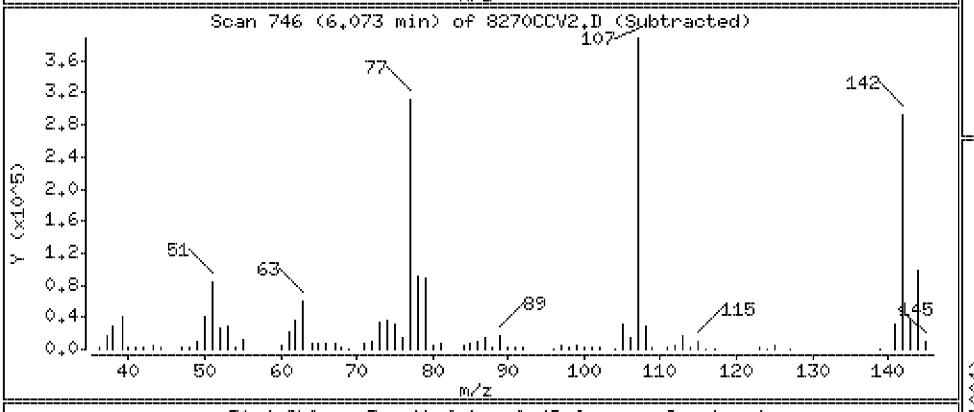

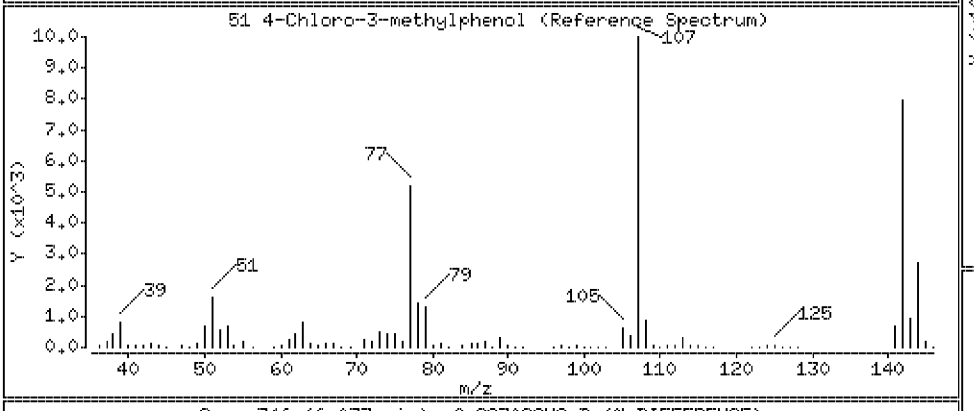

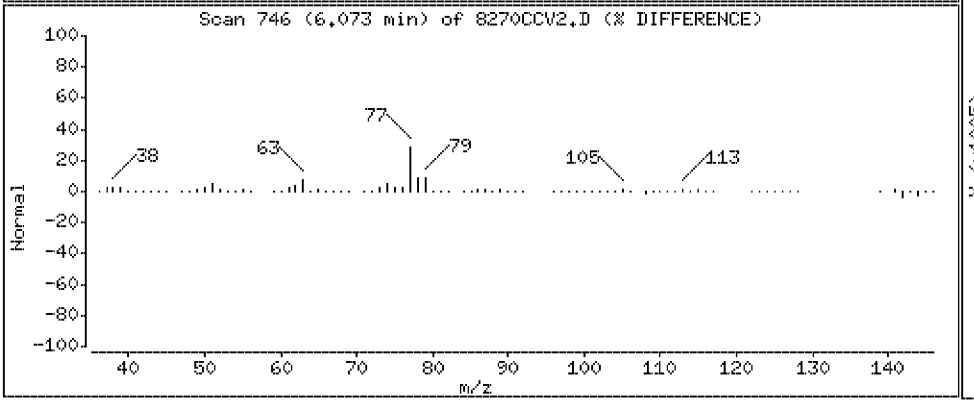

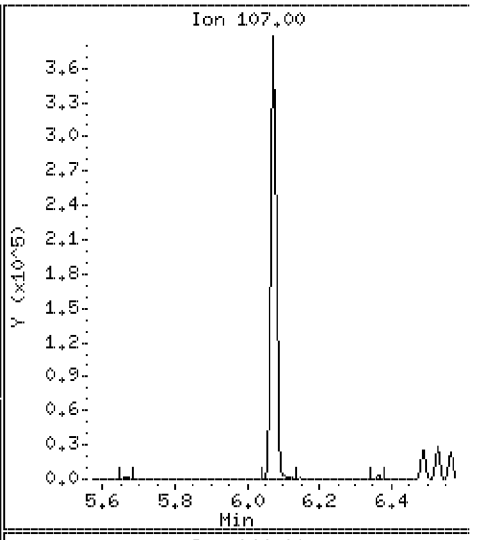

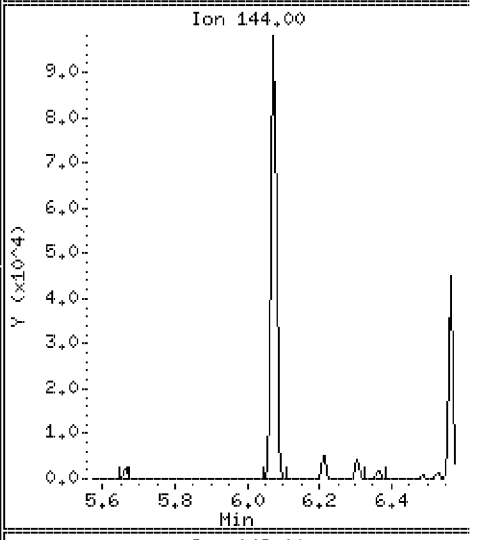

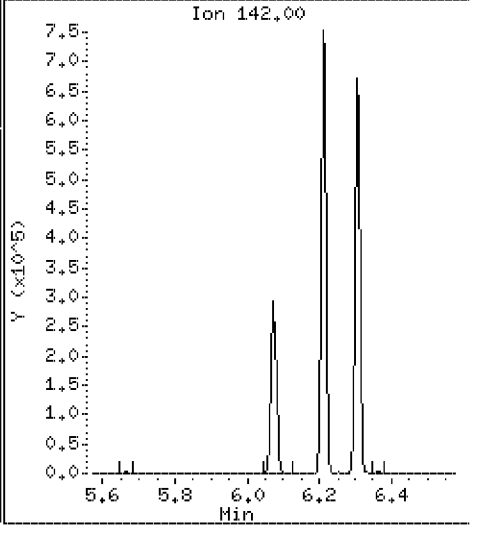

Data File: \\Svecd04\DD\chem\smsd03.i\S3050312.b\8270CCV2.D

Date : 03-MAY-2012 12:03

Client ID: 8270CCV2 Instrument: smsd03.i

Sample Info: 45924

Purge Volume: 1000.0 Operator: PEL

Column phase: HPMS-5 Column diameter: 0.25

53 2-Methylnaphthalene Concentration: 47.2 ug/l

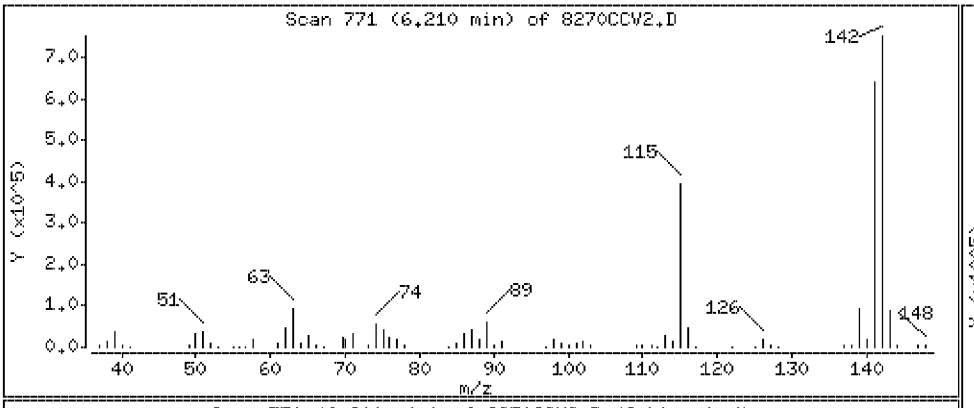

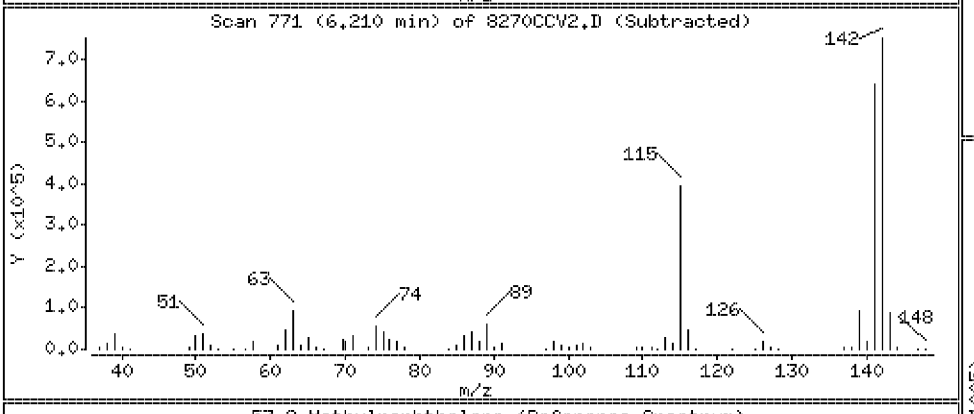

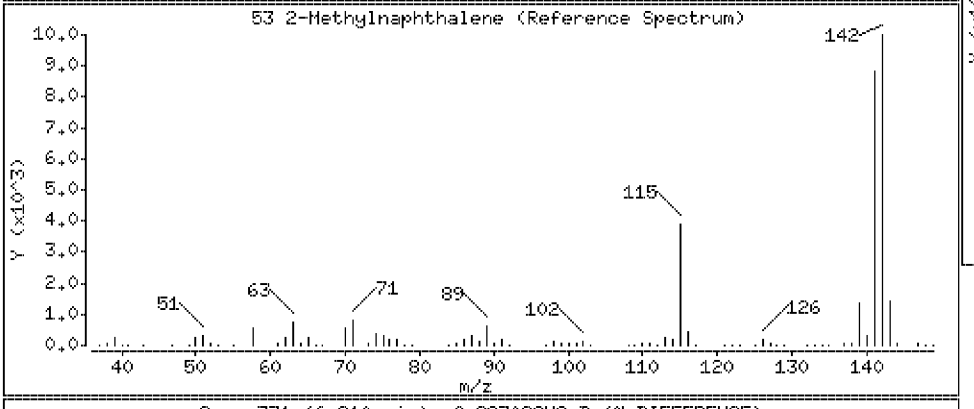

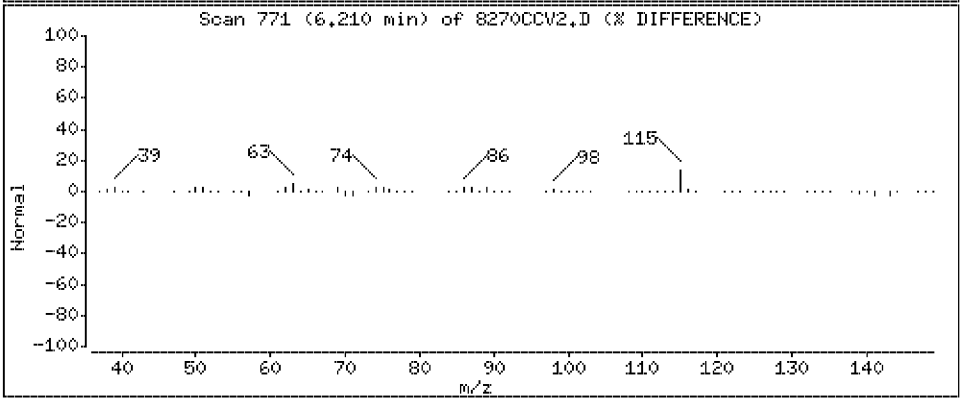

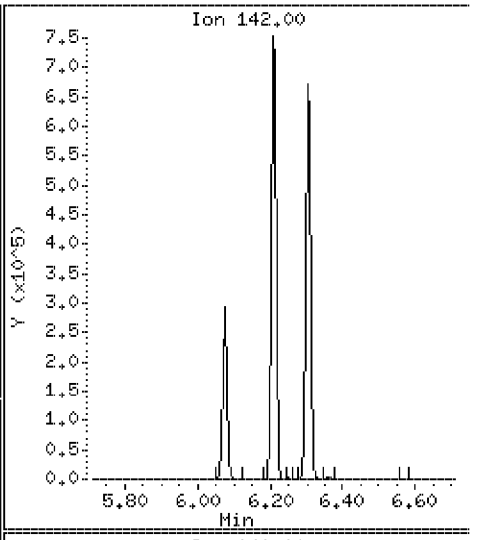

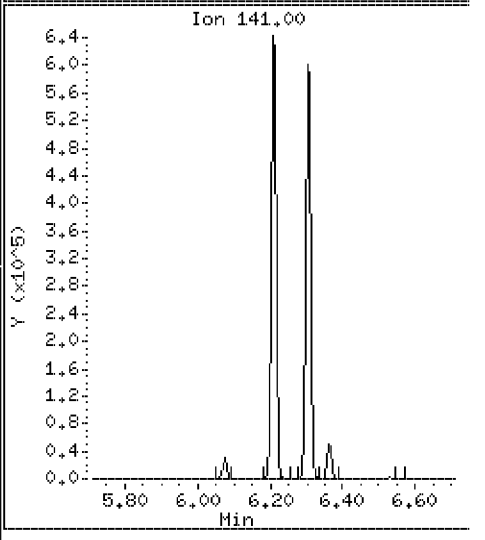

Data File: \\Svecd04\DD\chem\smsd03.i\S3050312.b\8270CCV2.D

Date : 03-MAY-2012 12:03

Client ID: 8270CCV2 Instrument: smsd03.i

Sample Info: 45924

Purge Volume: 1000.0 Operator: PEL

Column phase: HPMS-5 Column diameter: 0.25

54 1-Methylnaphthalene Concentration: 46.6 ug/l

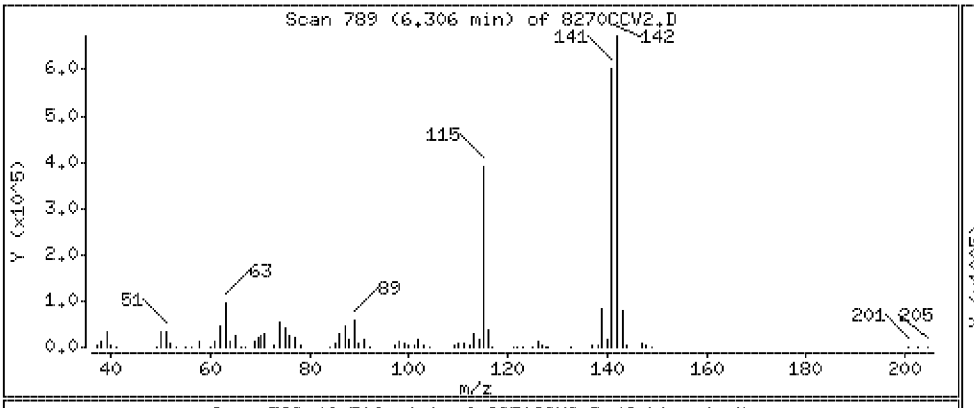

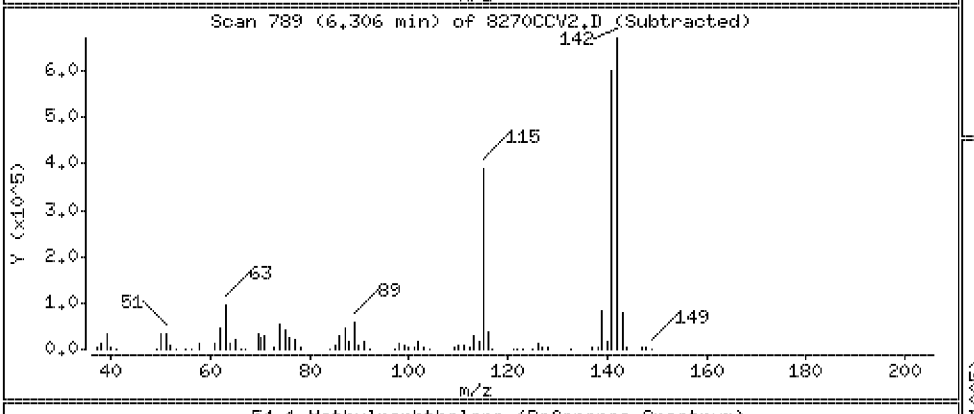

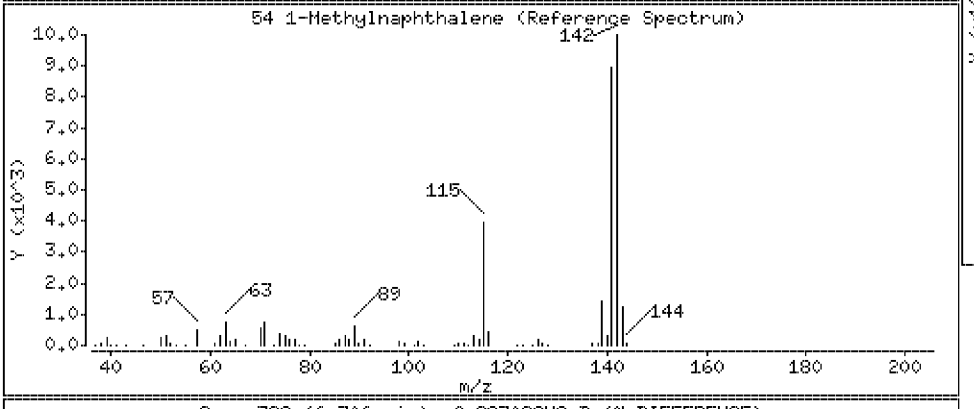

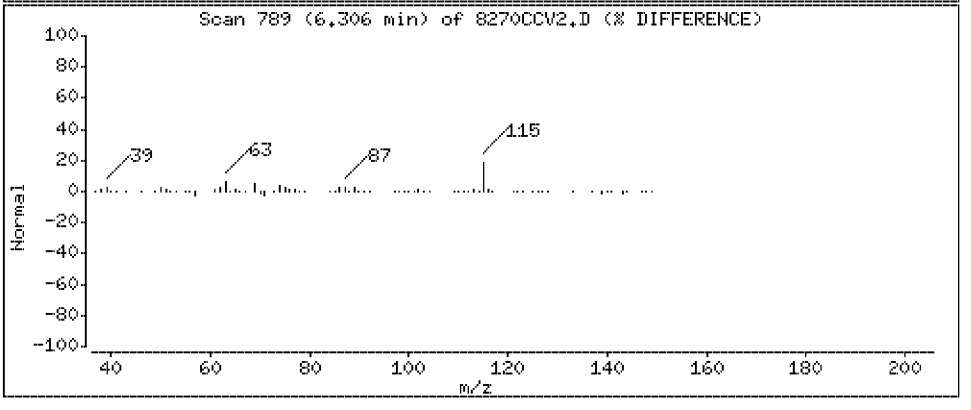

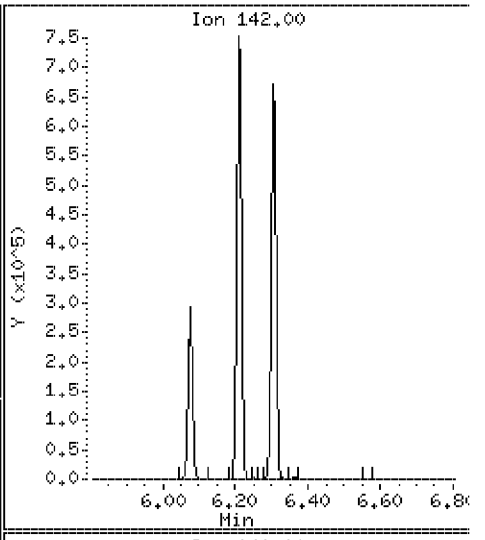

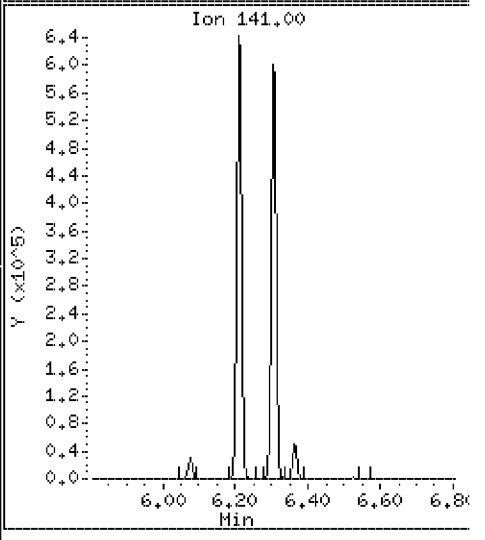

Data File: \\Svecd04\DD\chem\smsd03.i\S3050312.b\8270CCV2.D

Date : 03-MAY-2012 12:03

Client ID: 8270CCV2 Instrument: smsd03.i

Sample Info: 45924

Purge Volume: 1000.0 Operator: PEL

Column phase: HPMS-5 Column diameter: 0.25

55 Hexachlorocyclopentadiene Concentration: 49.8 ug/l

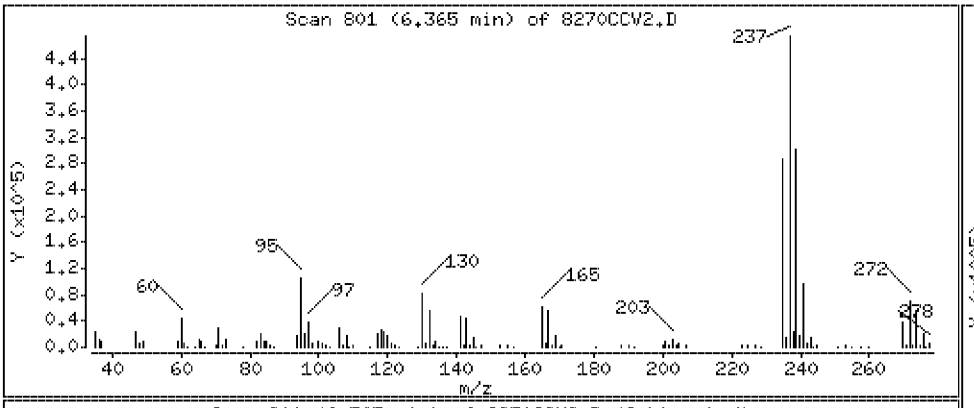

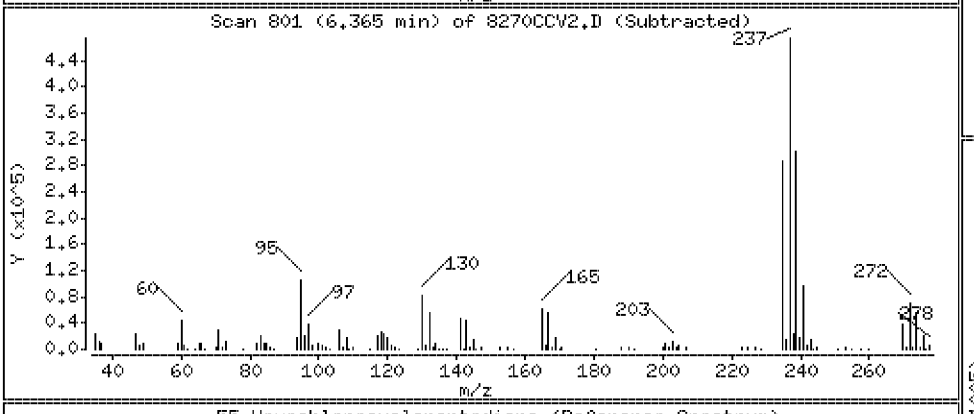

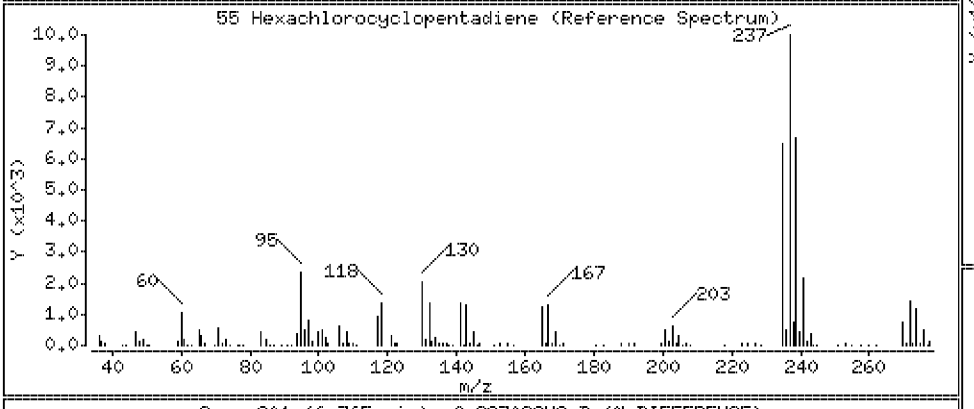

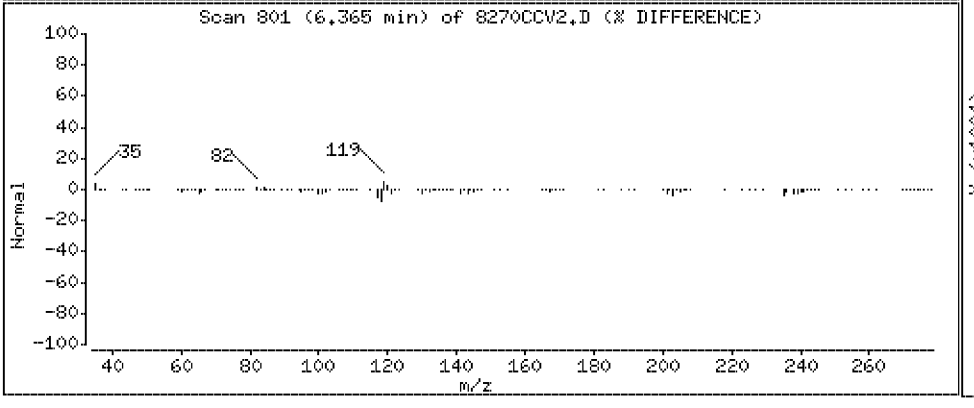

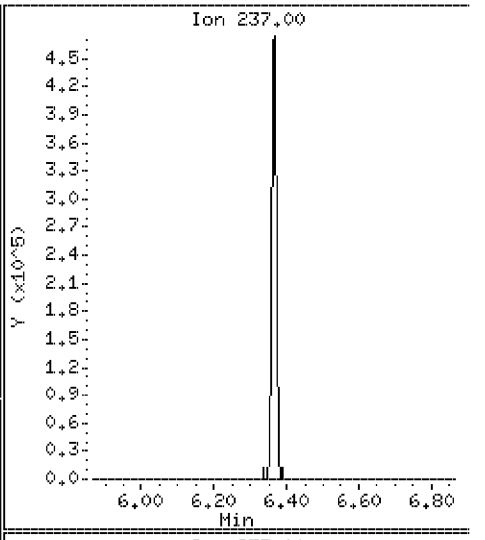

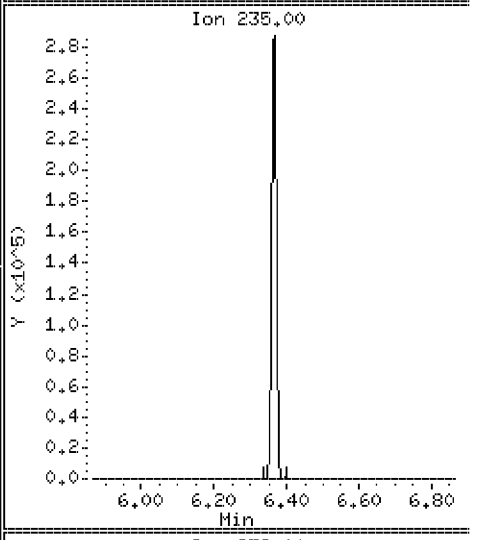

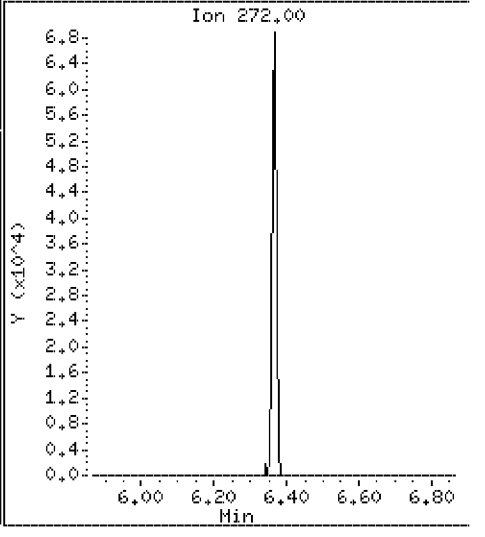

Data File: \\Svecd04\DD\chem\smsd03.i\S3050312.b\8270CCV2.D

Date : 03-MAY-2012 12:03

Client ID: 8270CCV2 Instrument: smsd03.i

Sample Info: 45924

Purge Volume: 1000.0 Operator: PEL

Column phase: HPMS-5 Column diameter: 0.25

57 2,4,6-Trichlorophenol Concentration: 44.2 ug/l

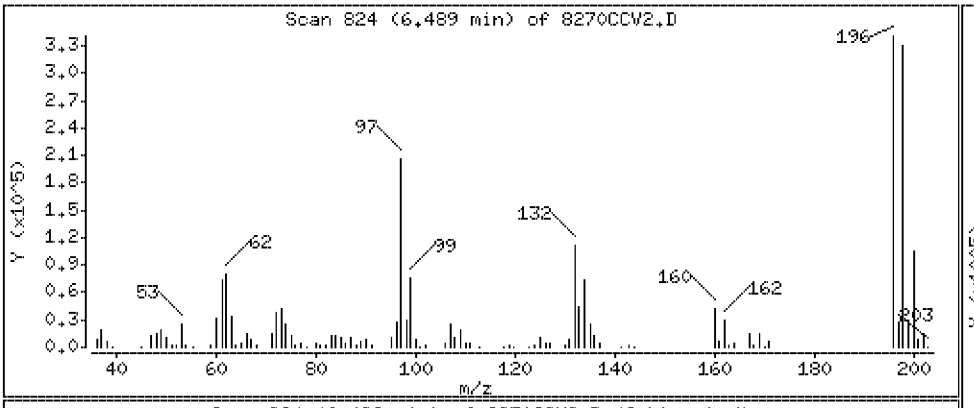

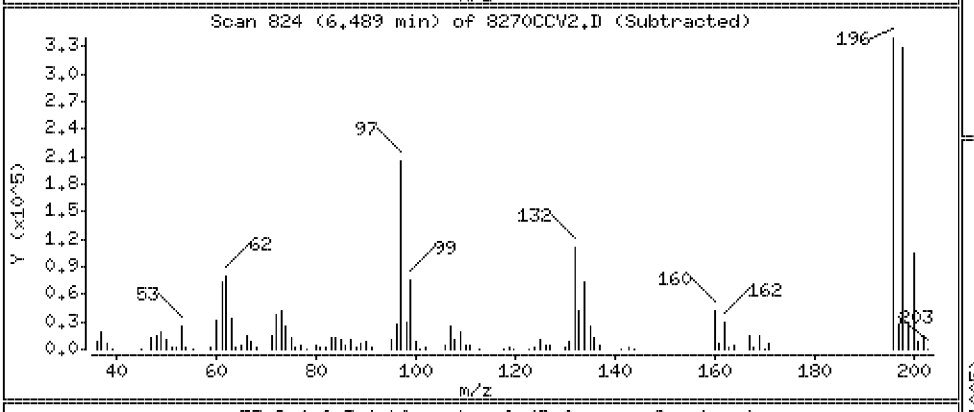

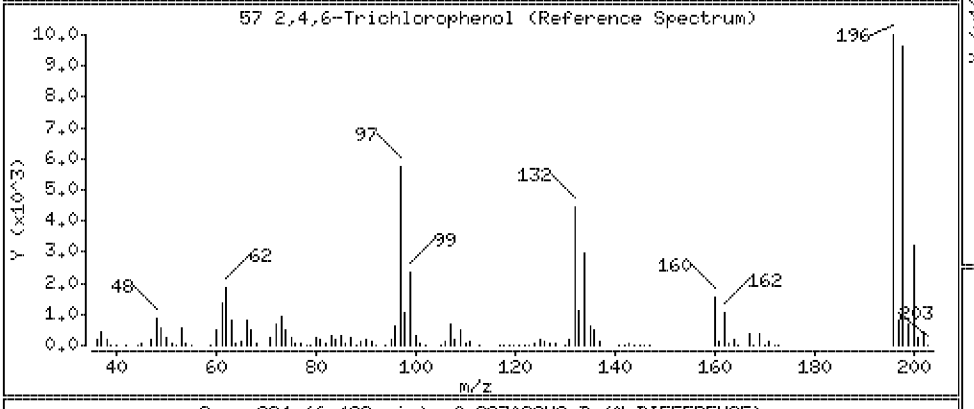

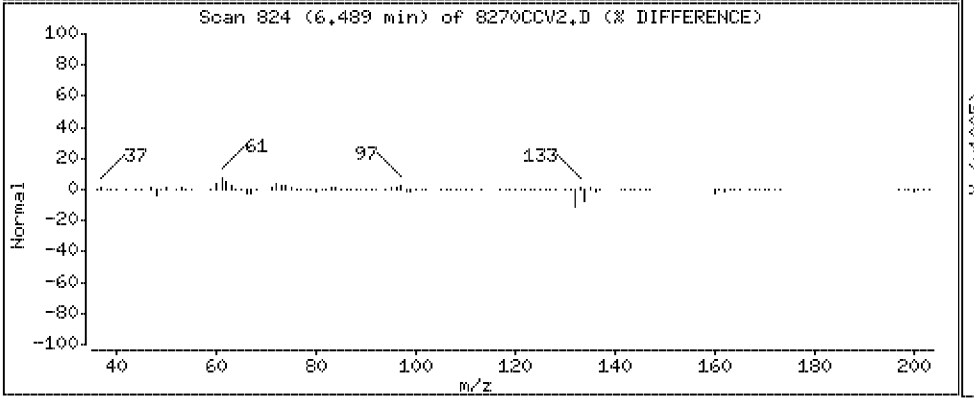

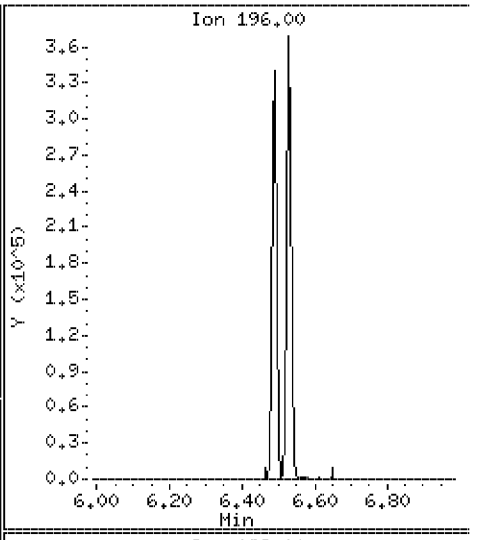

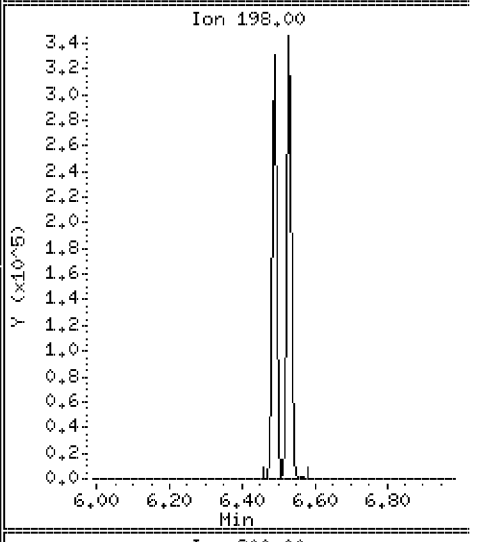

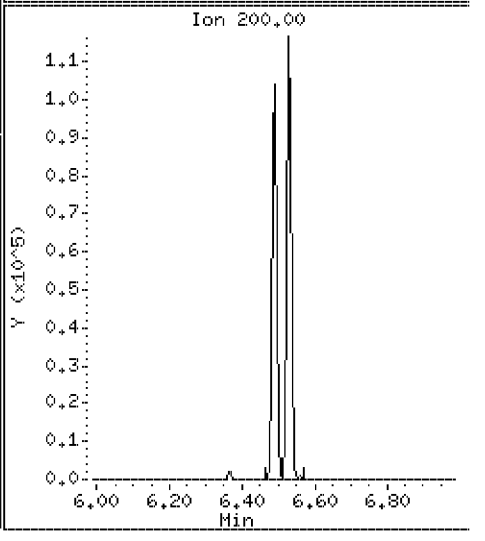

Data File: \\Svecd04\DD\chem\smsd03.i\S3050312.b\8270CCV2.D

Date : 03-MAY-2012 12:03

Client ID: 8270CCV2 Instrument: smsd03.i

Sample Info: 45924

Purge Volume: 1000.0 Operator: PEL

Column phase: HPMS-5 Column diameter: 0.25

58 2,4,5-Trichlorophenol Concentration: 51.8 ug/l

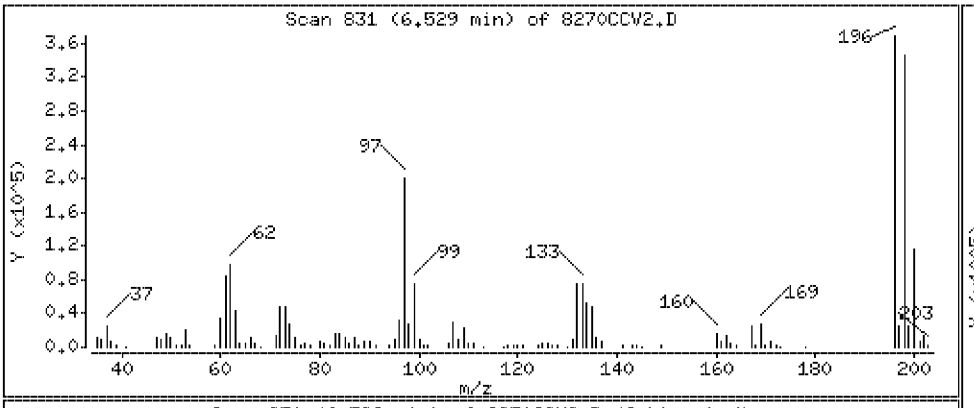

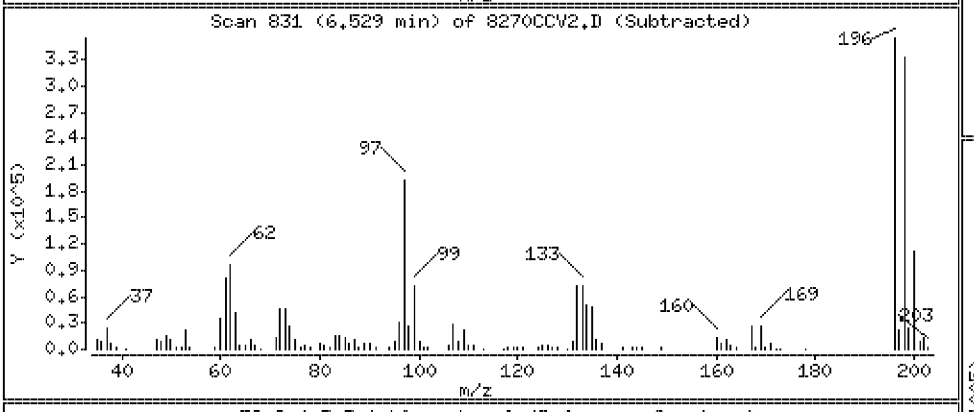

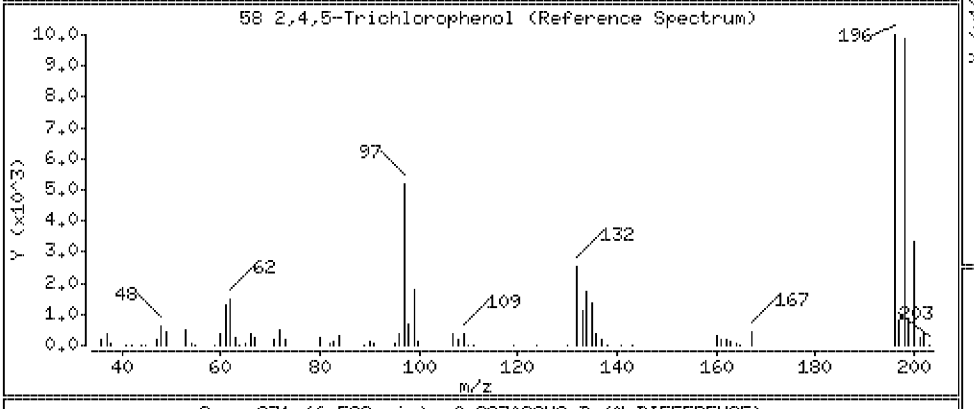

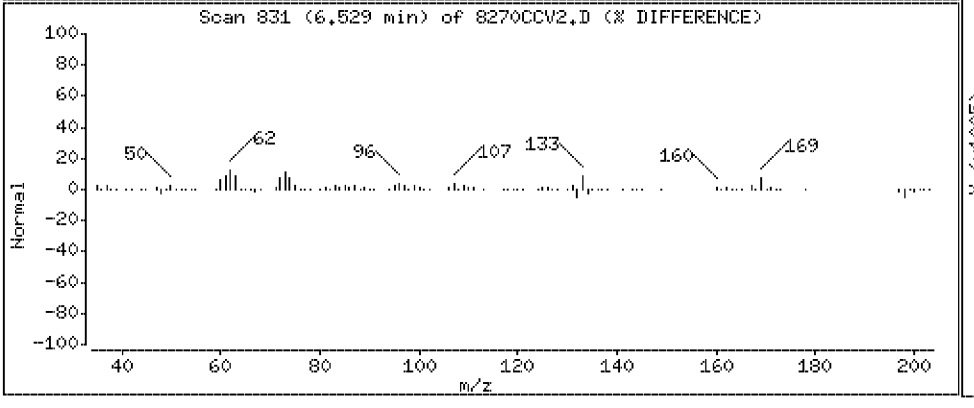

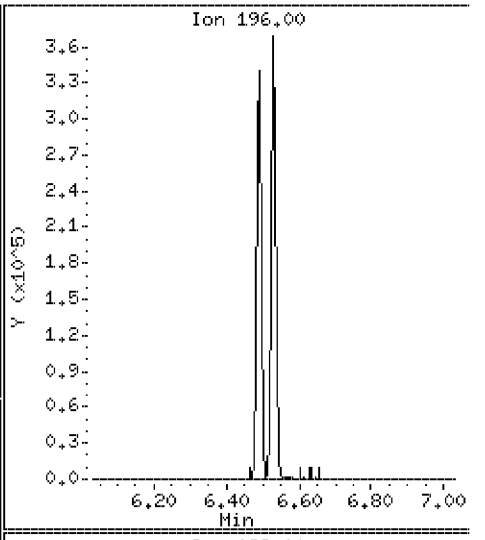

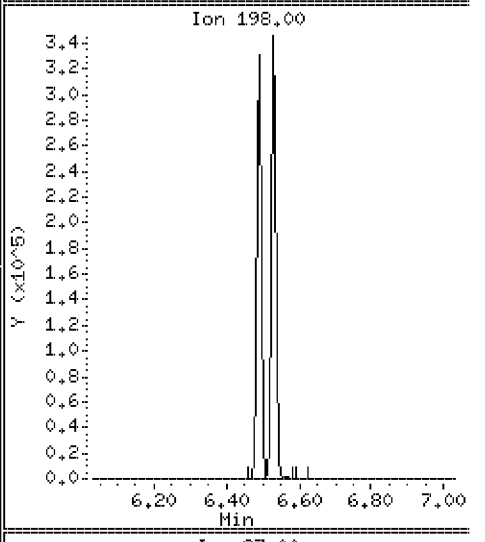

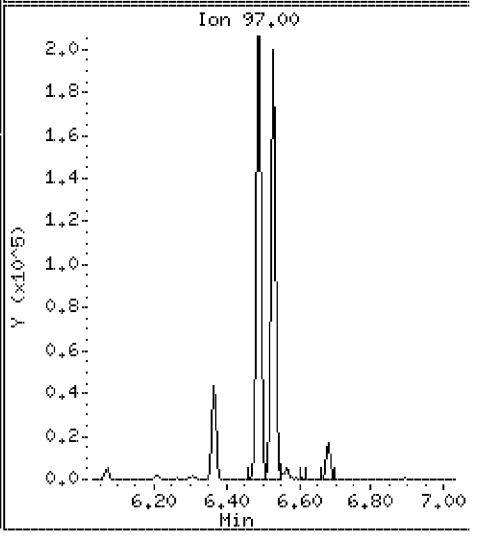

Data File: \\Svecd04\DD\chem\smsd03.i\S3050312.b\8270CCV2.D

Date : 03-MAY-2012 12:03

Client ID: 8270CCV2 Instrument: smsd03.i

Sample Info: 45924

Purge Volume: 1000.0 Operator: PEL

Column phase: HPMS-5 Column diameter: 0.25

62 2-Chloronaphthalene Concentration: 46.4 ug/l

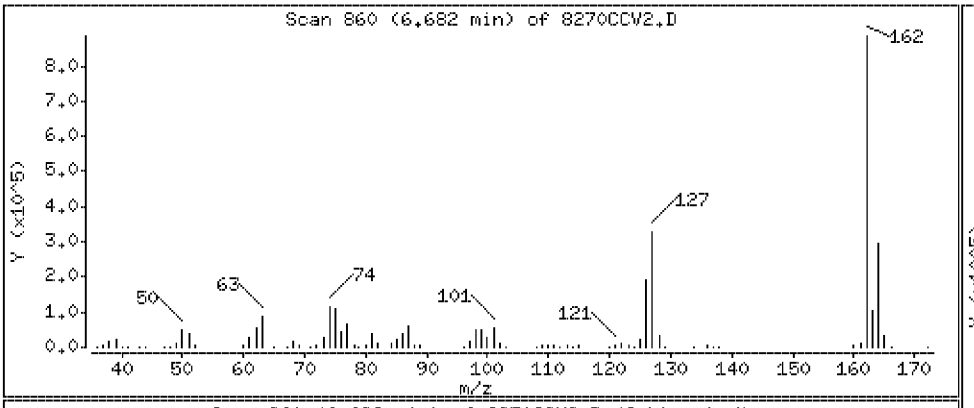

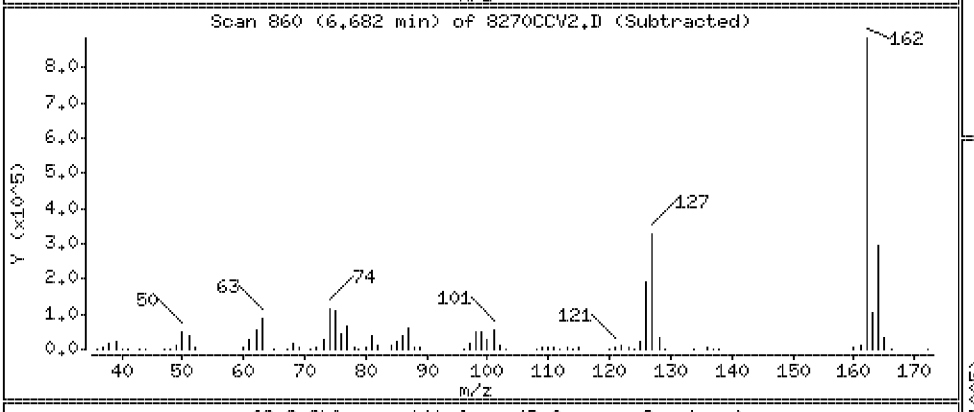

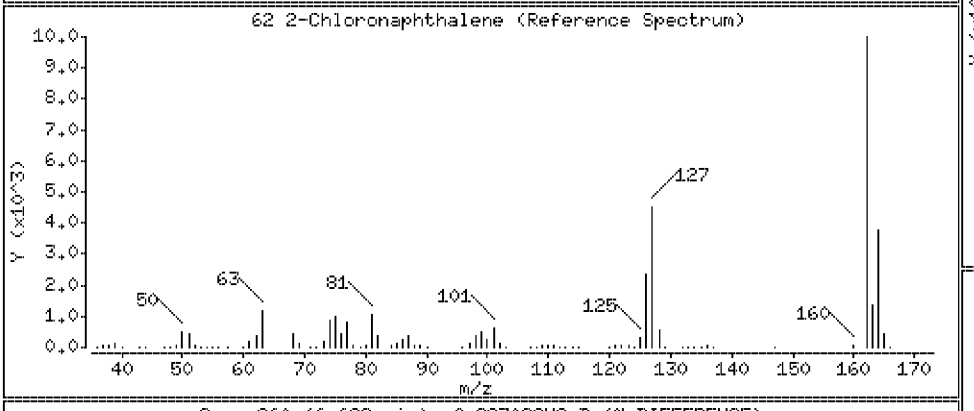

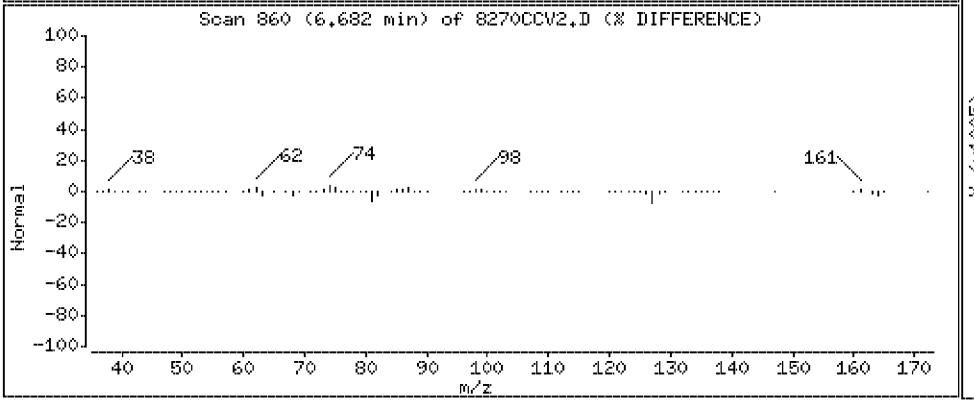

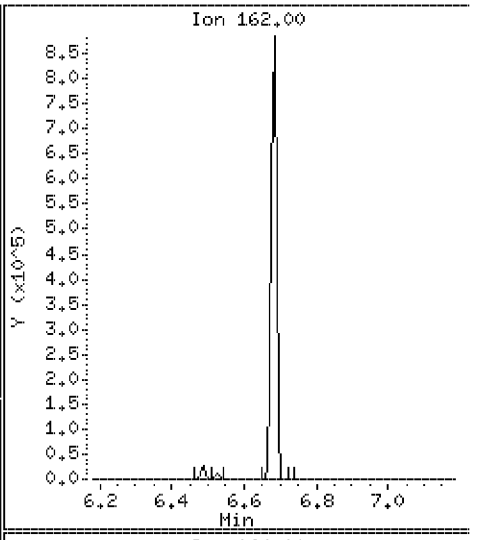

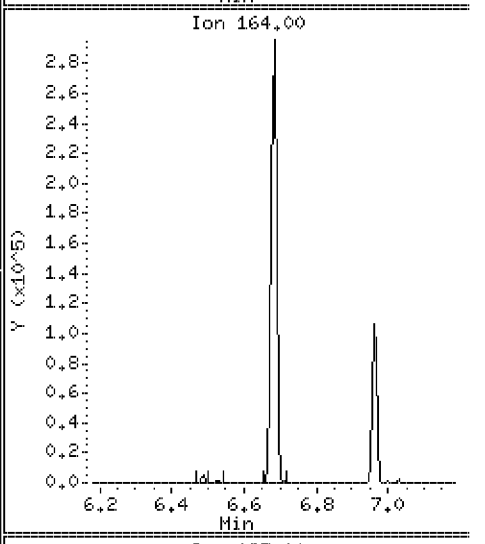

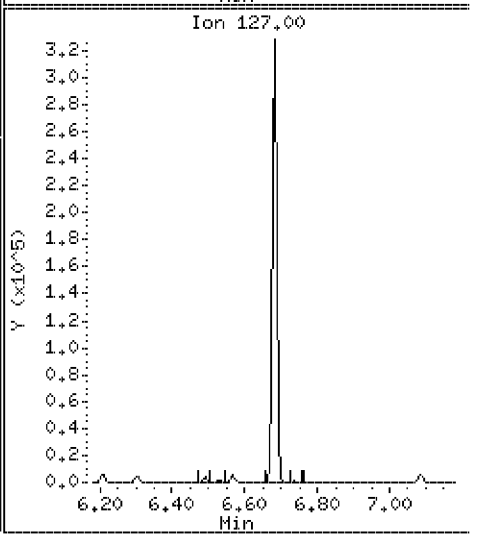

Data File: \\Svecd04\DD\chem\smsd03.i\S3050312.b\8270CCV2.D

Date : 03-MAY-2012 12:03

Client ID: 8270CCV2 Instrument: smsd03.i

Sample Info: 45924

Purge Volume: 1000.0 Operator: PEL

Column phase: HPMS-5 Column diameter: 0.25

63 2-Nitroaniline Concentration: 46.4 ug/l

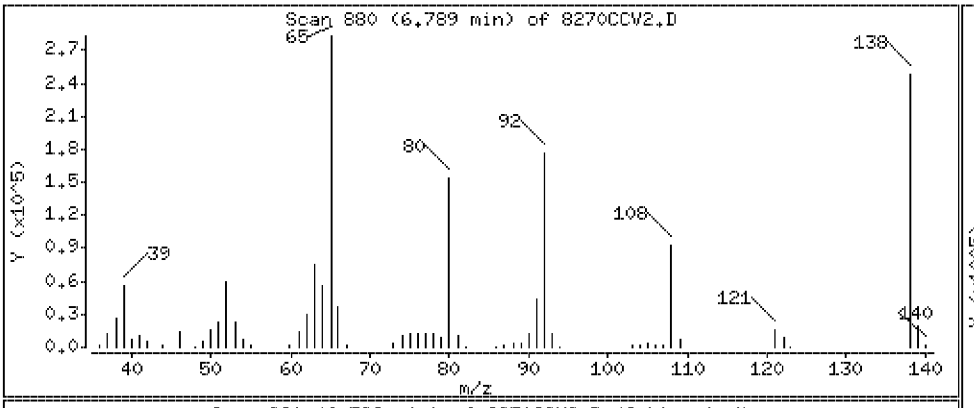

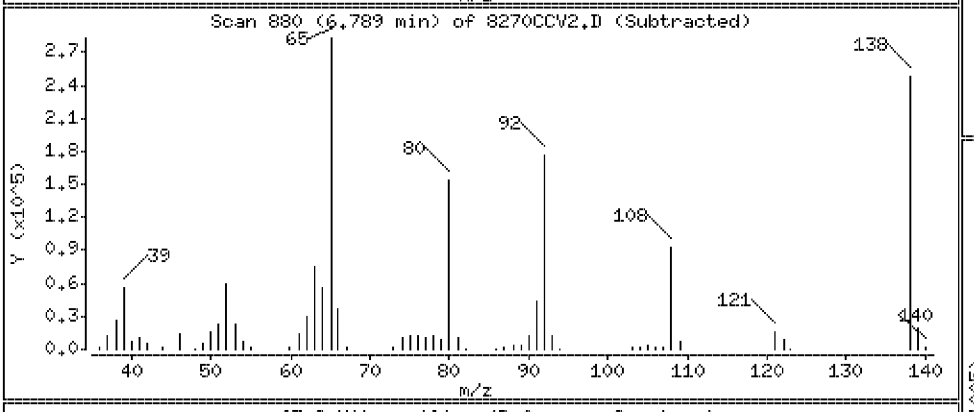

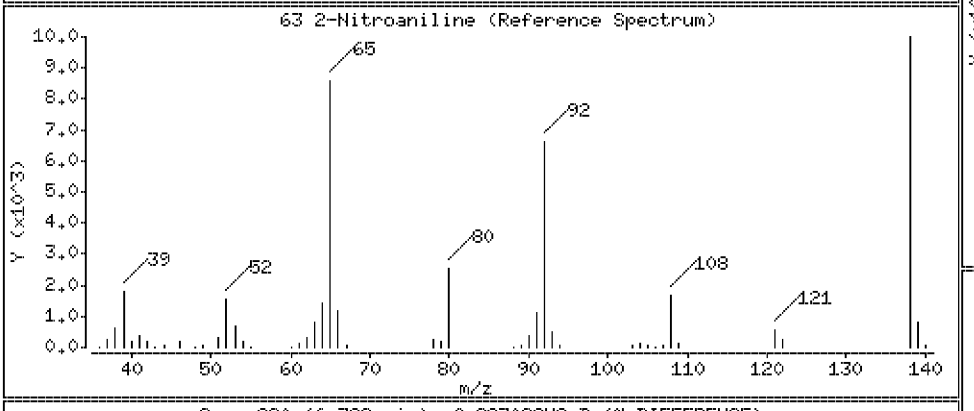

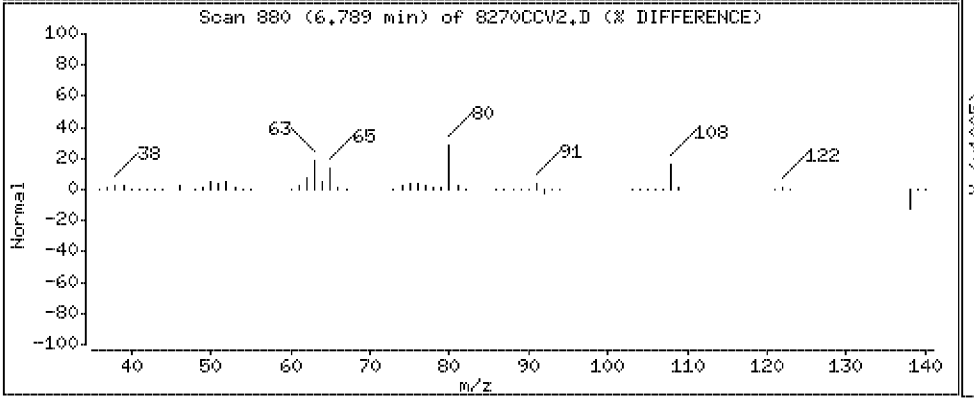

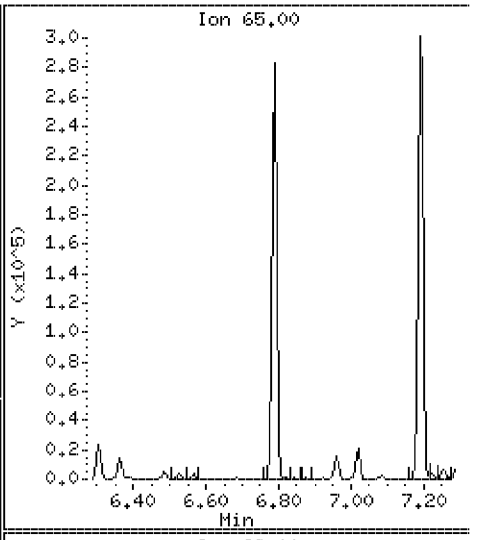

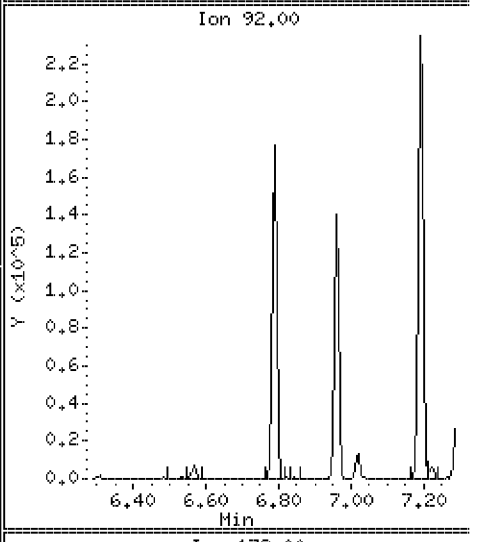

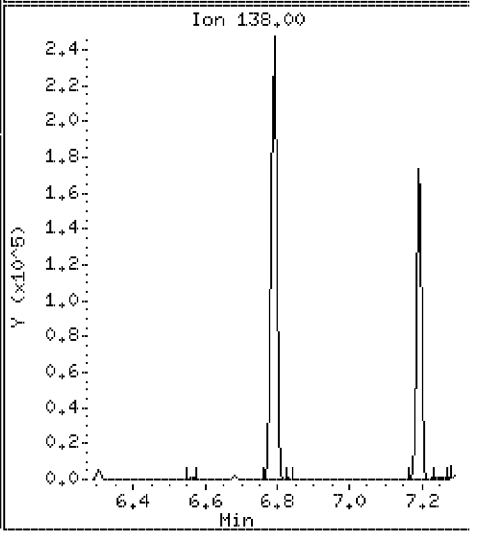

Data File: \\Svecd04\DD\chem\smsd03.i\S3050312.b\8270CCV2.D

Date : 03-MAY-2012 12:03

Client ID: 8270CCV2

Instrument: smsd03.i

Sample Info: 45924

Purge Volume: 1000.0

Operator: PEL

Column phase: HPMS-5

Column diameter: 0.25

65 Dimethylphthalate

Concentration: 47.0 ug/l

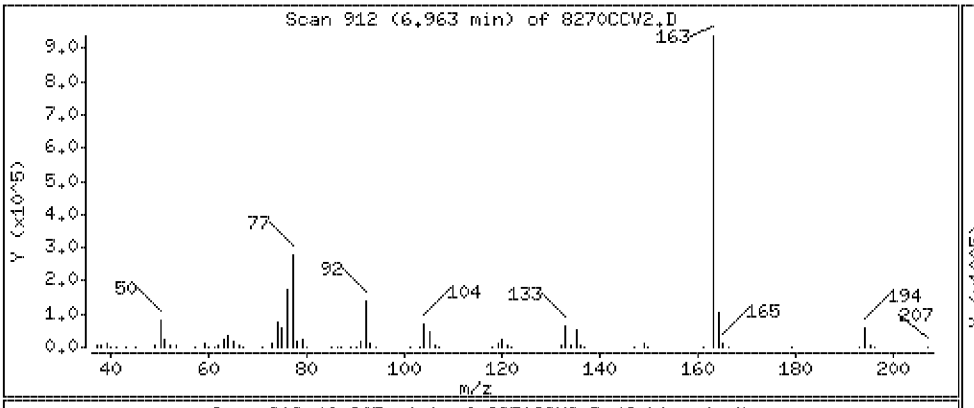

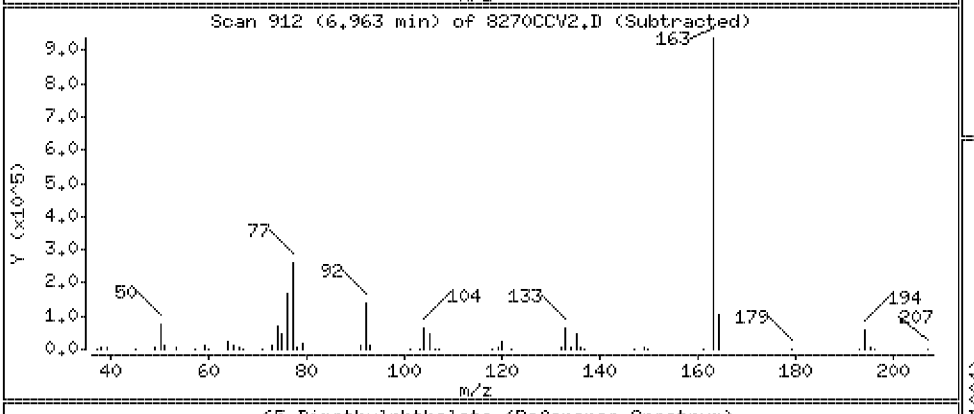

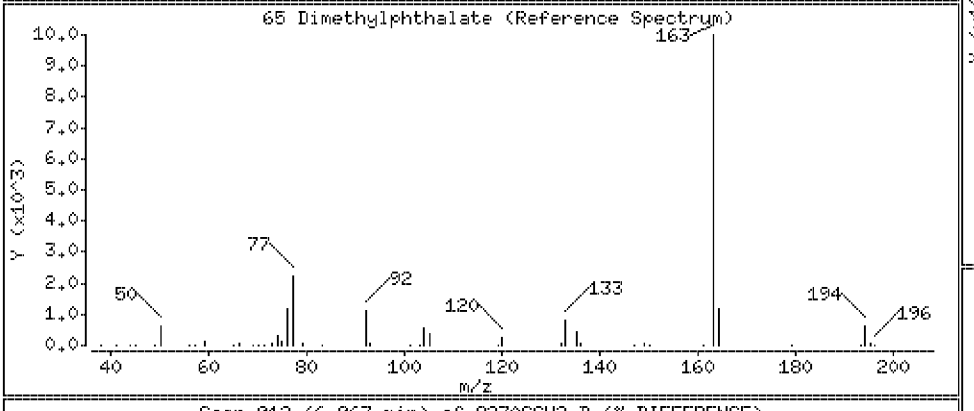

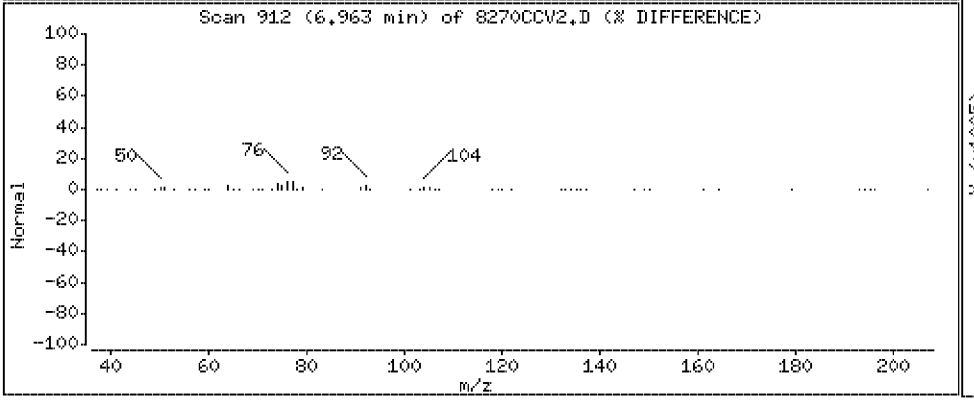

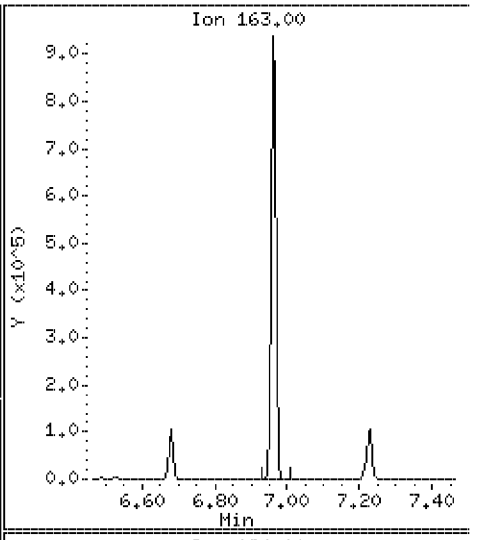

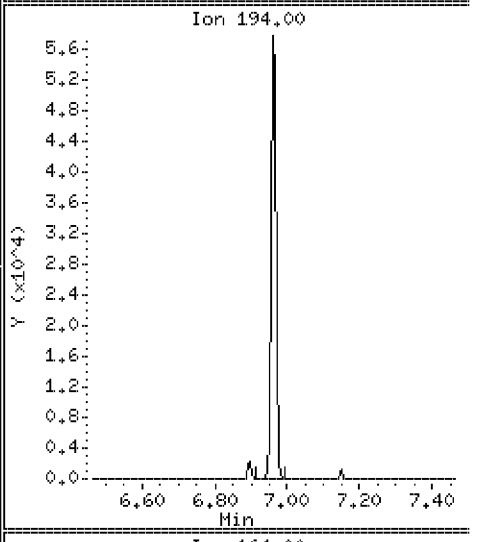

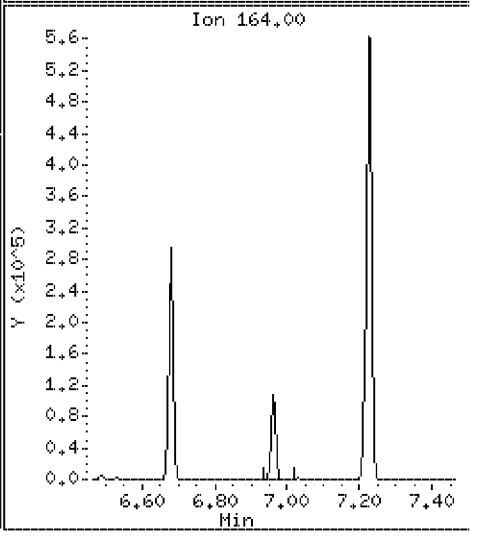

Data File: \\Svecd04\DD\chem\smsd03.i\S3050312.b\8270CCV2.D

Date : 03-MAY-2012 12:03

Client ID: 8270CCV2

Instrument: smsd03.i

Sample Info: 45924

Purge Volume: 1000.0

Operator: PEL

Column phase: HPMS-5

Column diameter: 0.25

68 Acenaphthylene

Concentration: 47.2 ug/l

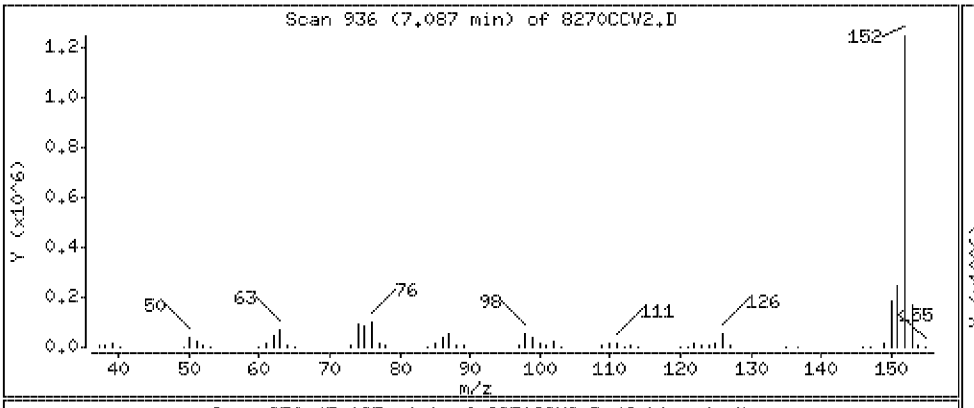

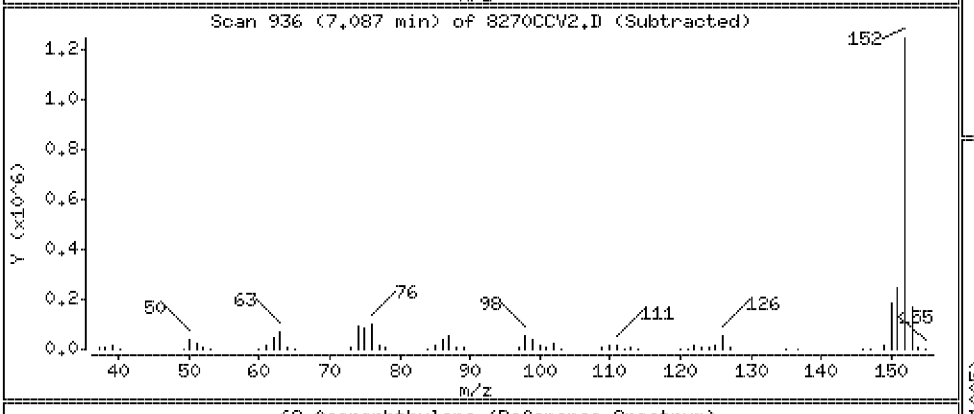

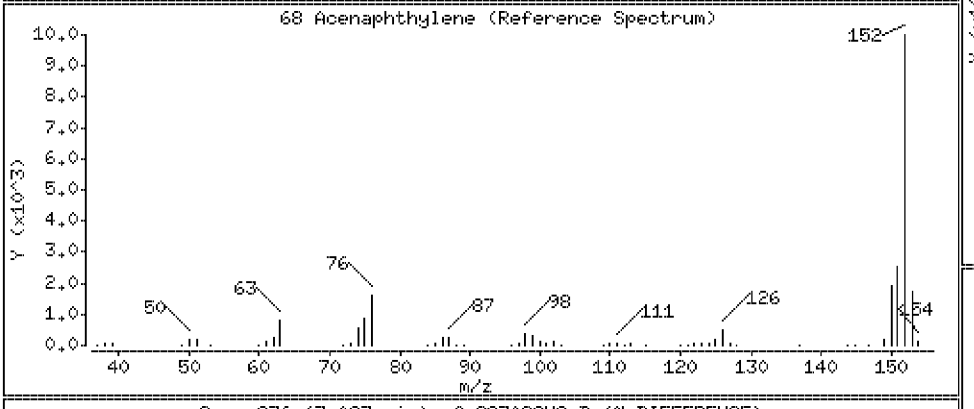

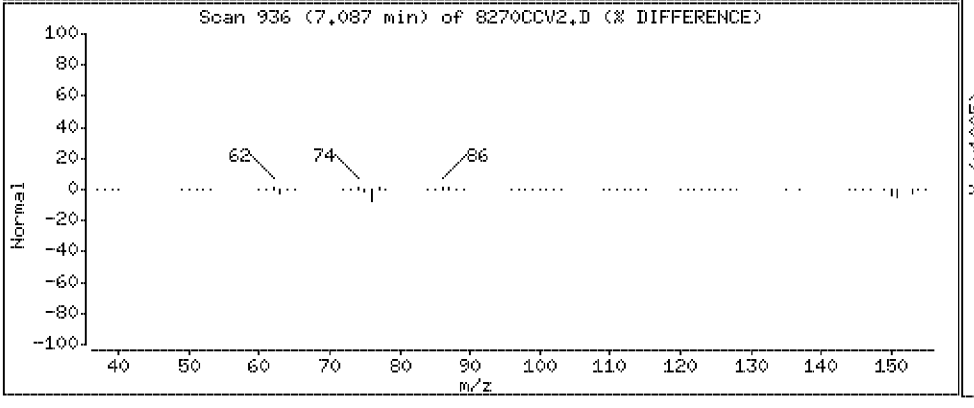

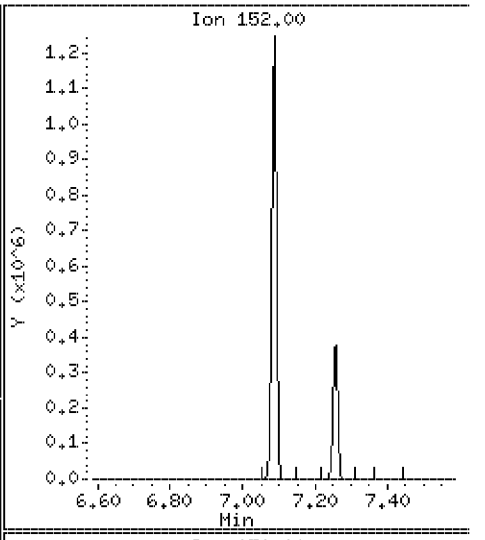

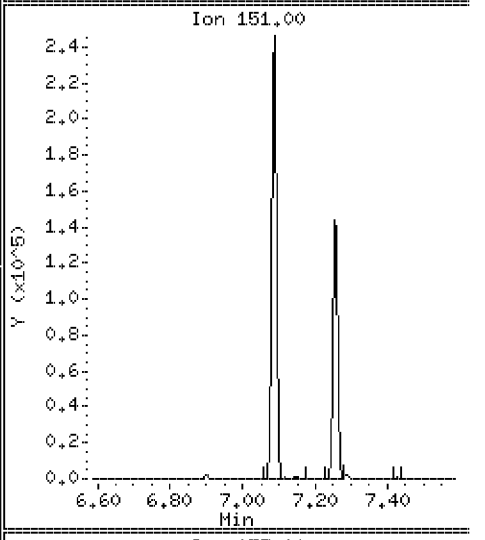

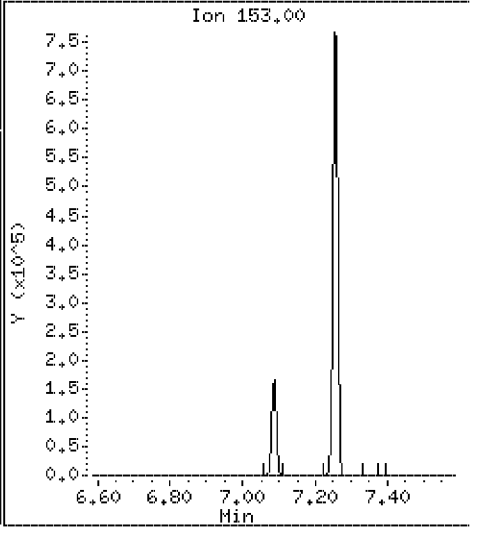

Data File: \\Svecd04\DD\chem\smsd03.i\S3050312.b\8270CCV2.D

Date : 03-MAY-2012 12:03

Client ID: 8270CCV2 | Instrument: smsd03.i

Sample Info: 45924

Purge Volume: 1000.0 | Operator: PEL

Column phase: HPMS-5 | Column diameter: 0.25

67 2,6-Dinitrotoluene | Concentration: 46.7 ug/l

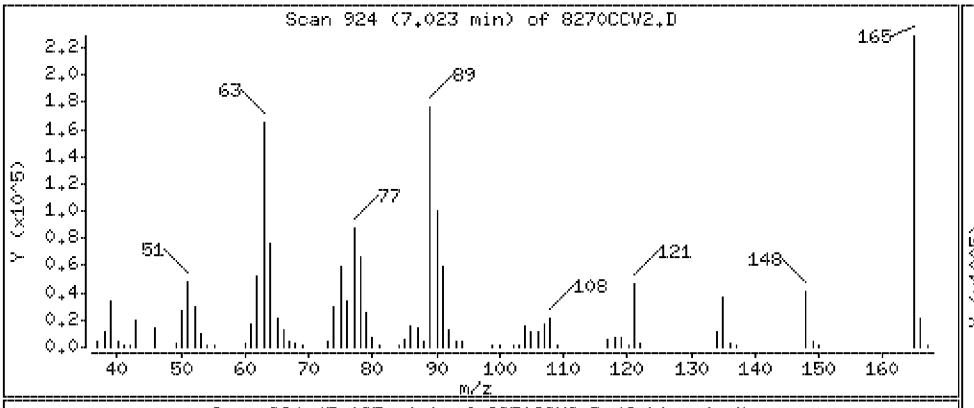

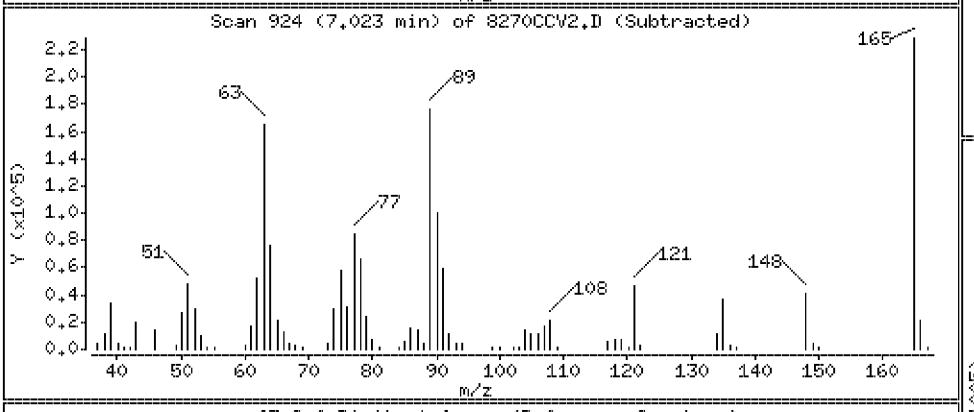

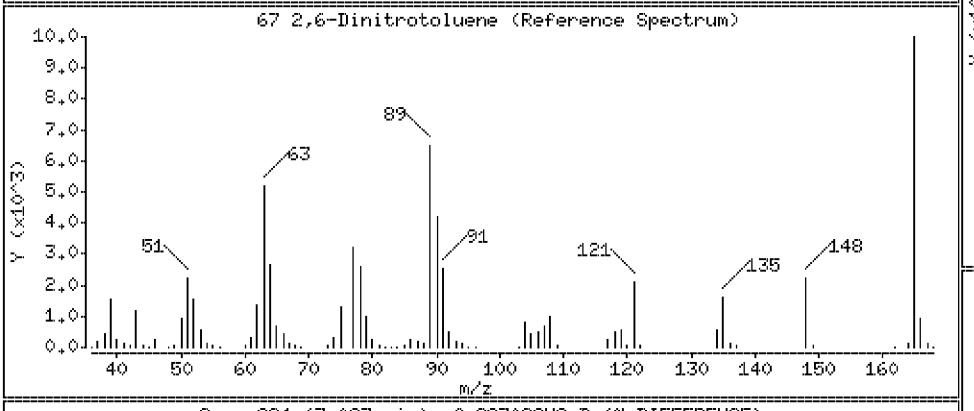

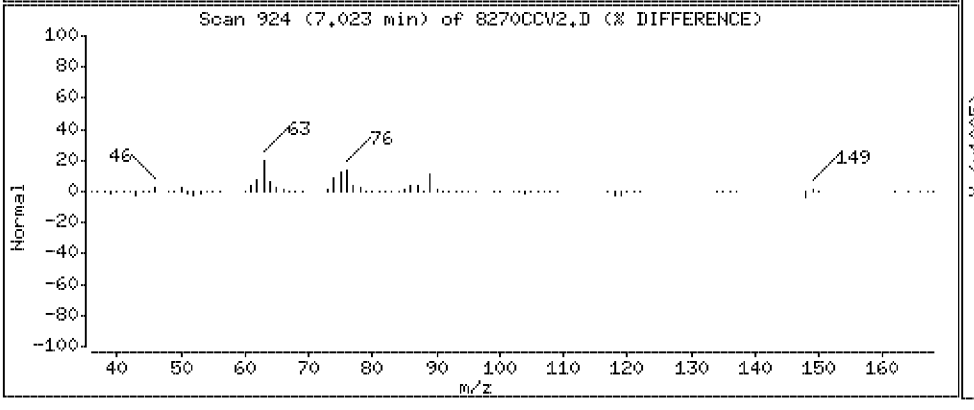

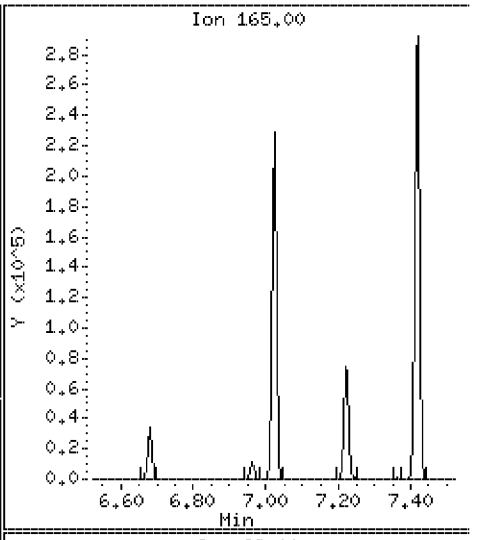

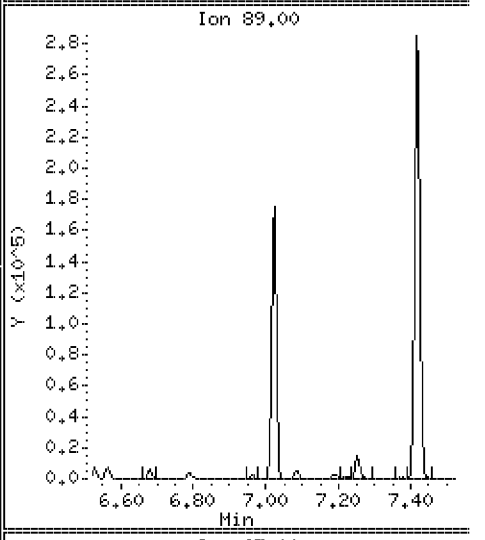

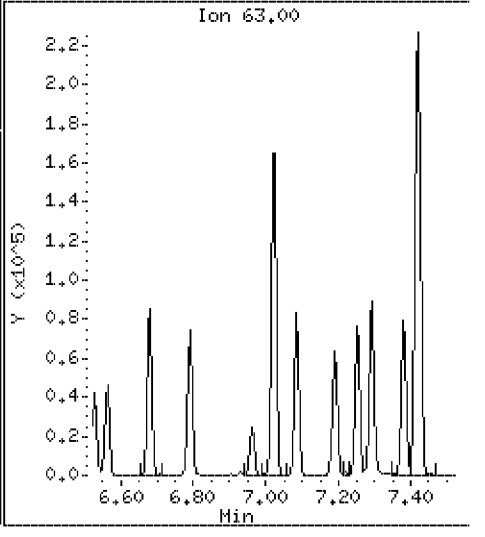

Data File: \\Svecd04\DD\chem\smsd03.i\S3050312.b\8270CCV2.D

Date : 03-MAY-2012 12:03

Client ID: 8270CCV2 Instrument: smsd03.i

Sample Info: 45924

Purge Volume: 1000.0 Operator: PEL

Column phase: HPMS-5 Column diameter: 0.25

69 3-Nitroaniline Concentration: 44.2 ug/l

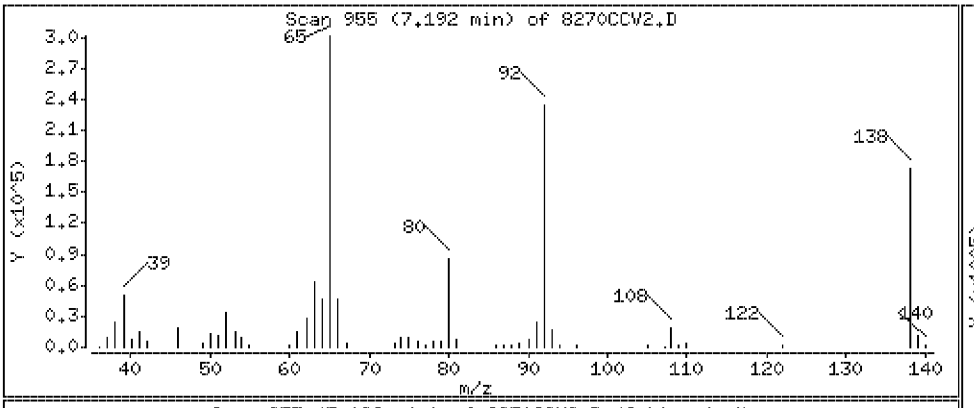

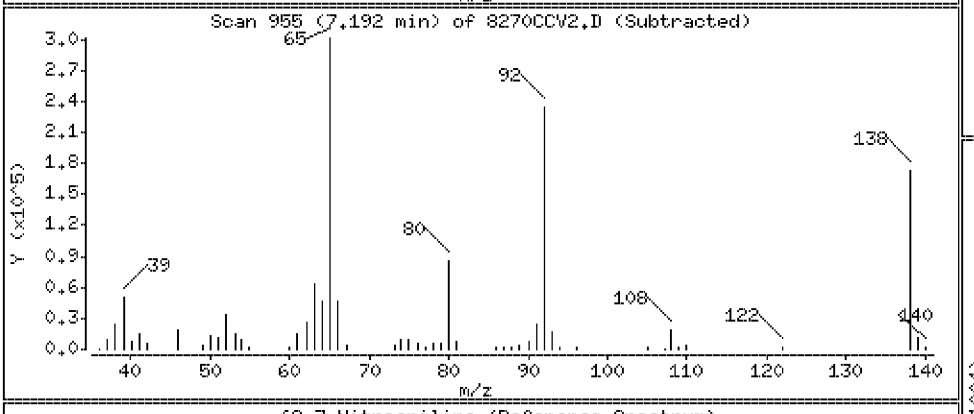

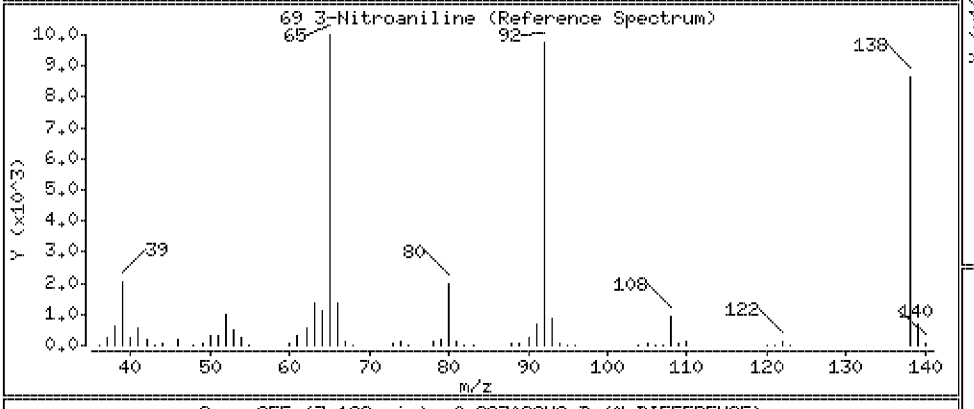

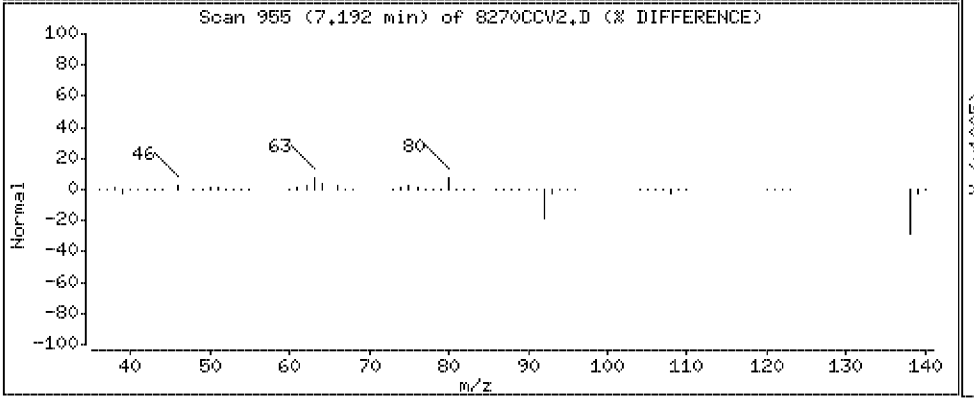

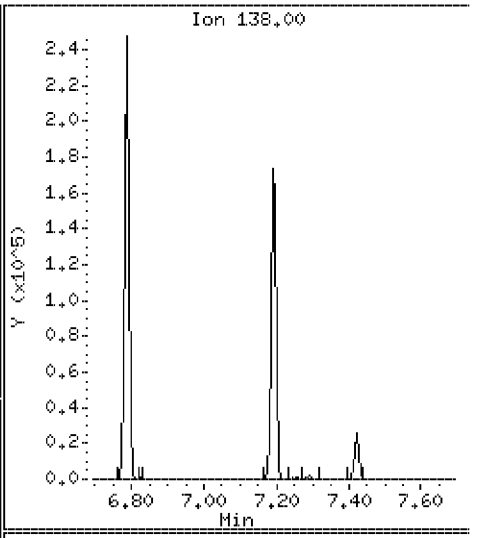

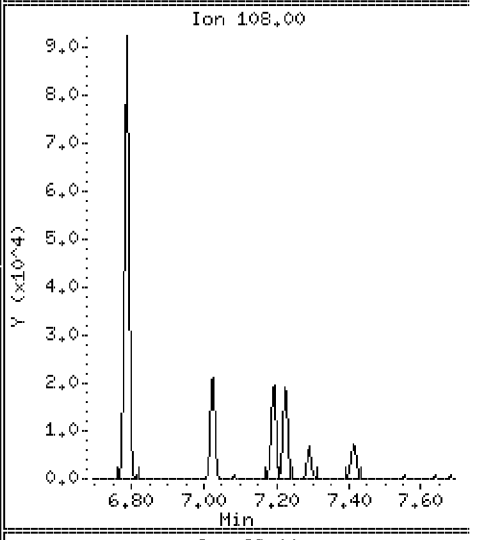

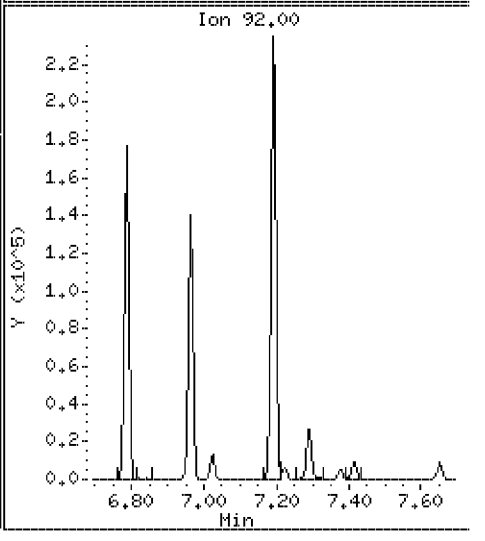

Data File: \\Svecd04\DD\chem\smsd03.i\S3050312.b\8270CCV2.D

Date : 03-MAY-2012 12:03

Client ID: 8270CCV2

Instrument: smsd03.i

Sample Info: 45924

Purge Volume: 1000.0

Operator: PEL

Column phase: HPMS-5

Column diameter: 0.25

71 Acenaphthene

Concentration: 46.0 ug/l

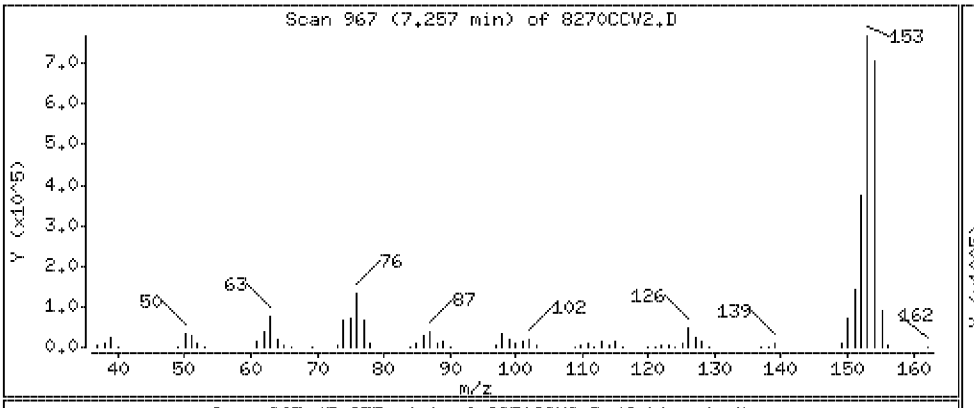

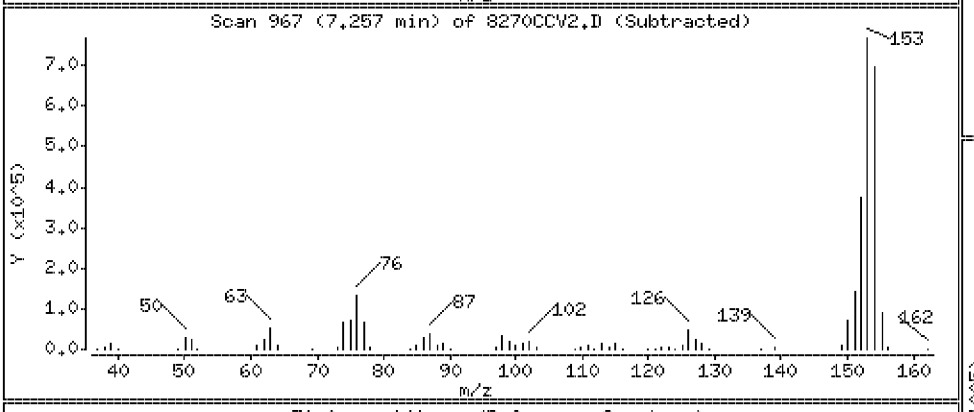

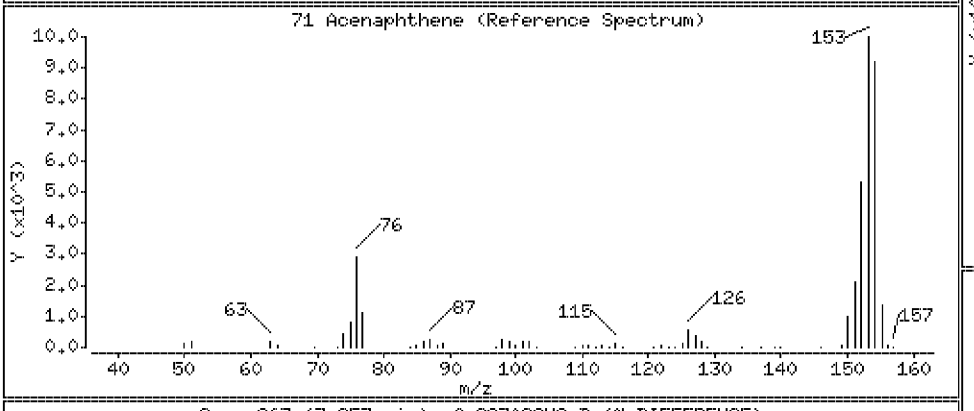

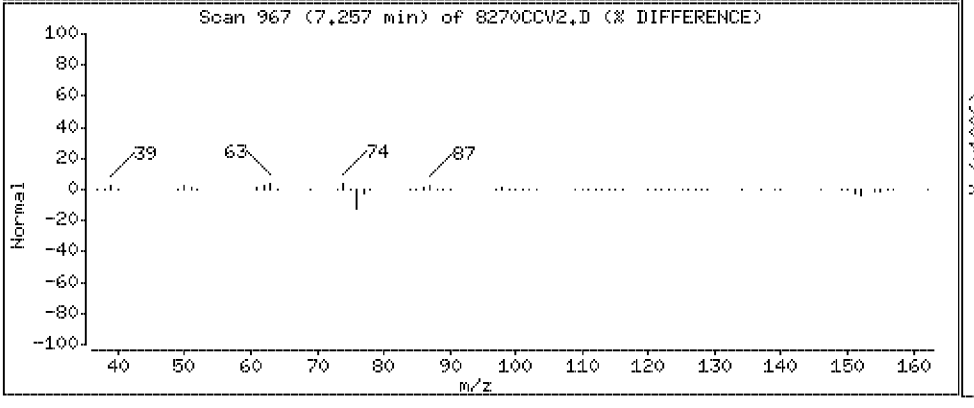

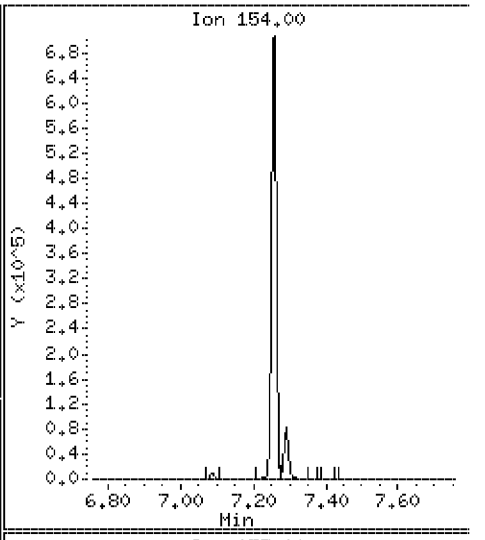

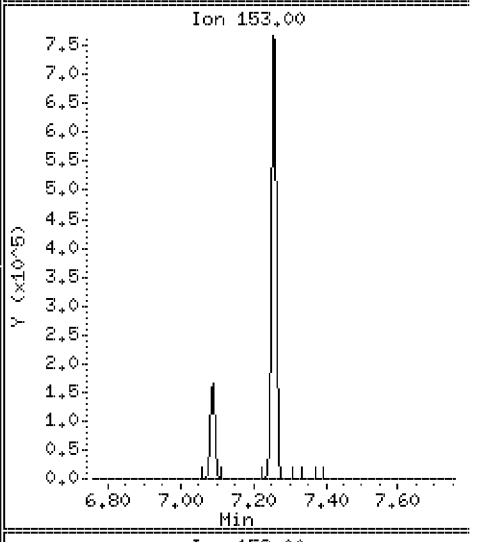

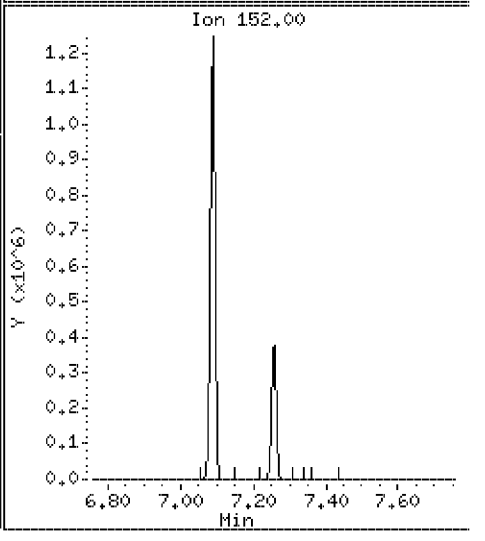

Data File: \\Svecd04\DD\chem\smsd03.i\S3050312.b\8270CCV2.D

Date : 03-MAY-2012 12:03

Client ID: 8270CCV2 Instrument: smsd03.i

Sample Info: 45924

Purge Volume: 1000.0 Operator: PEL

Column phase: HPMS-5 Column diameter: 0.25

72 2,4-Dinitrophenol Concentration: 40.8 ug/l

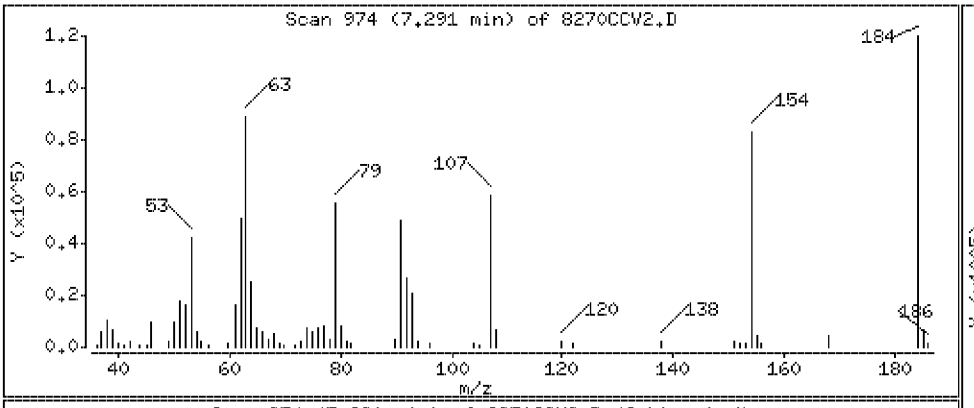

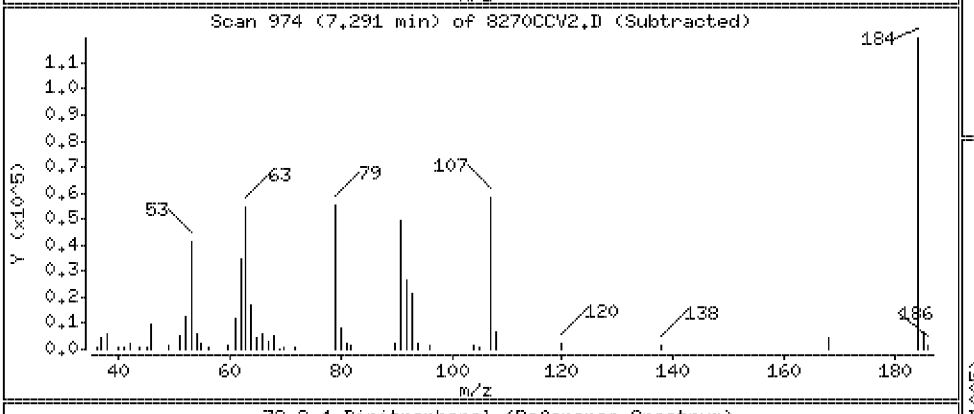

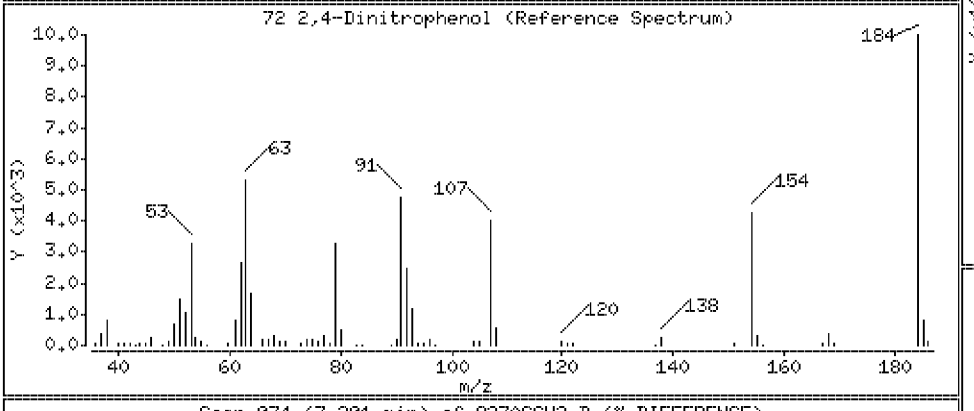

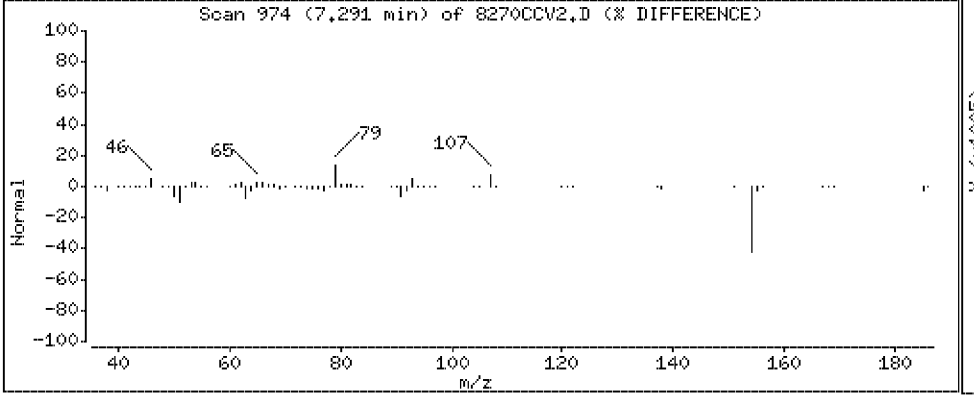

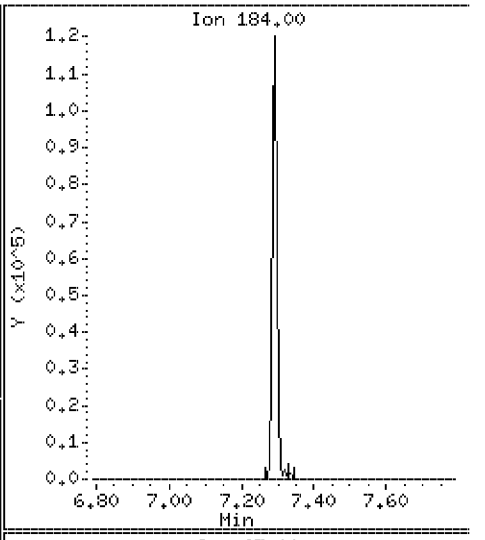

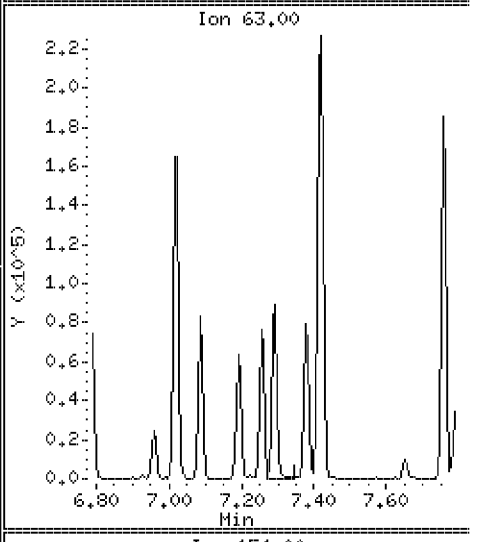

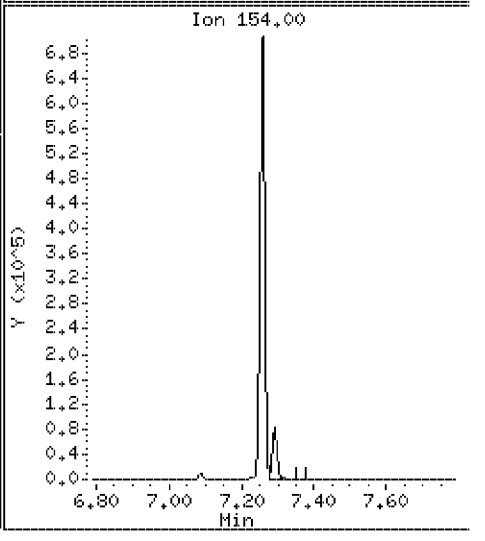

Data File: \\Svecd04\DD\chem\smsd03.i\S3050312.b\8270CCV2.D

Date : 03-MAY-2012 12:03

Client ID: 8270CCV2 Instrument: smsd03.i

Sample Info: 45924

Purge Volume: 1000.0 Operator: PEL

Column phase: HPMS-5 Column diameter: 0.25

74 4-Nitrophenol Concentration: 51.0 ug/l

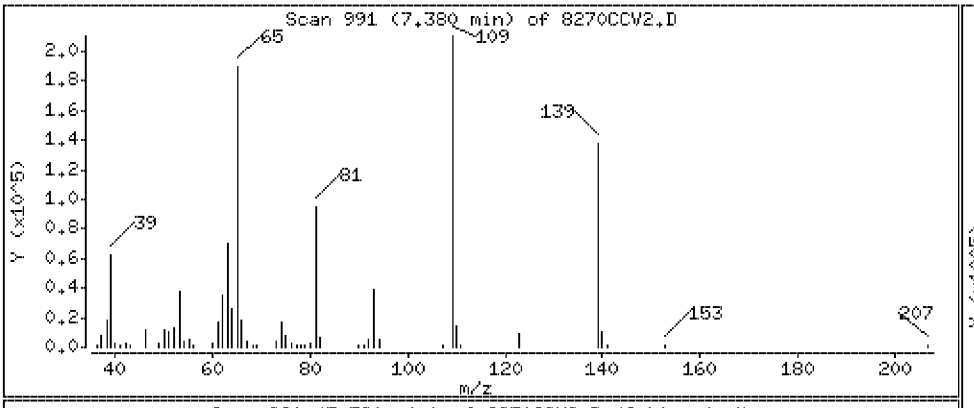

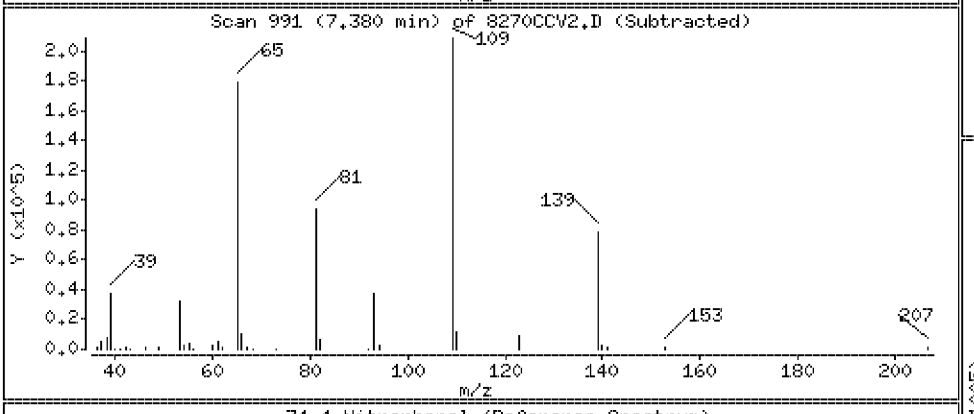

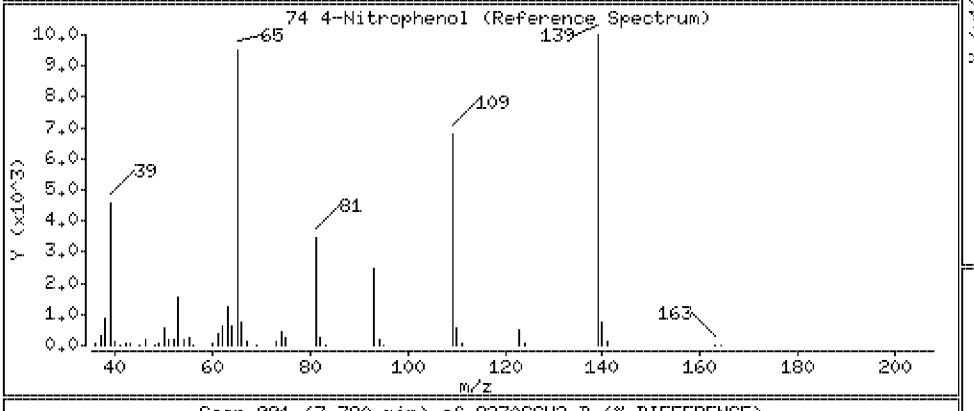

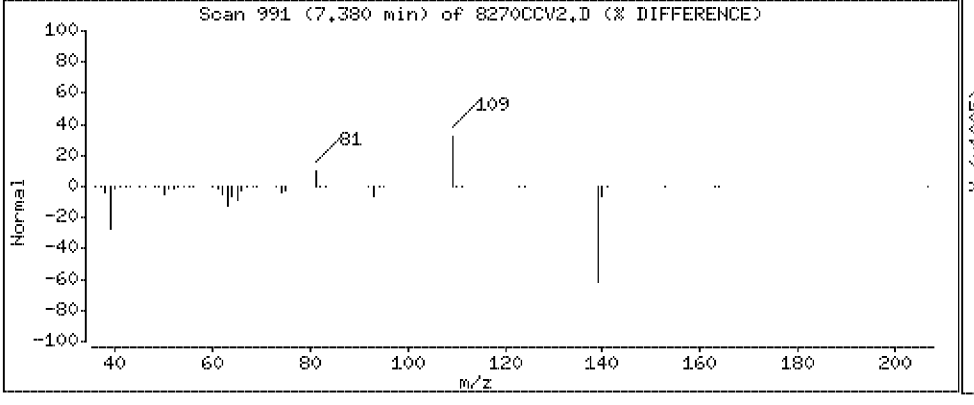

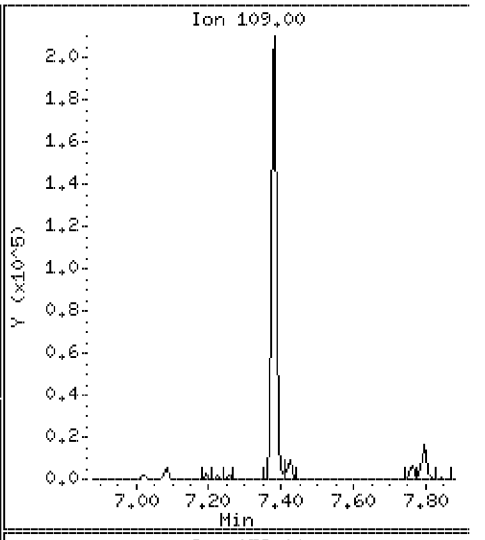

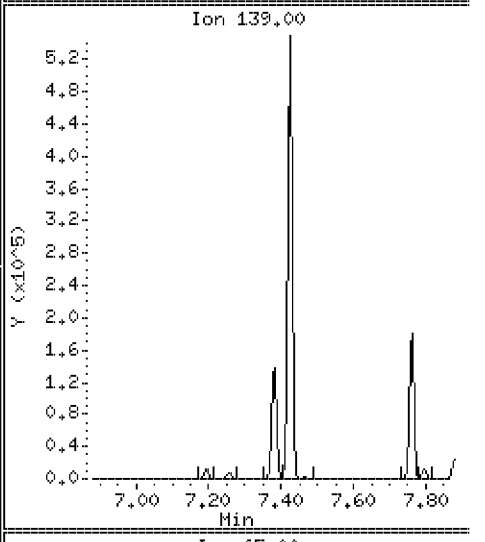

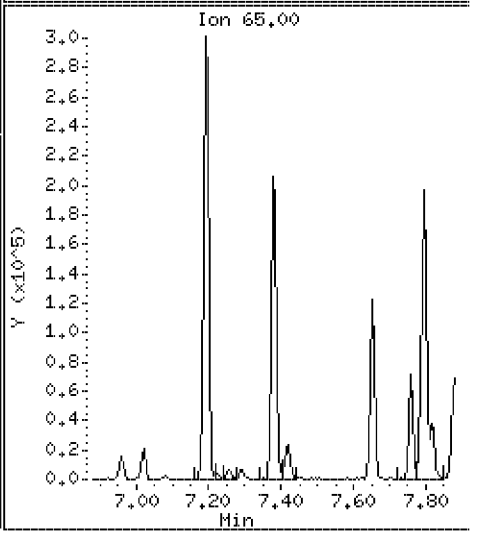

Data File: \\Svecd04\DD\chem\smsd03.i\S3050312.b\8270CCV2.D

Date : 03-MAY-2012 12:03

Client ID: 8270CCV2 Instrument: smsd03.i

Sample Info: 45924

Purge Volume: 1000.0 Operator: PEL

Column phase: HPMS-5 Column diameter: 0.25

75 Dibenzofuran Concentration: 47.8 ug/l

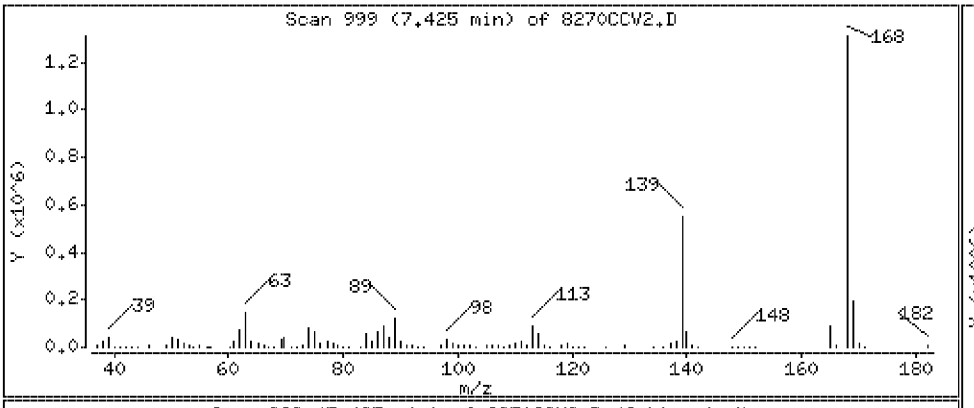

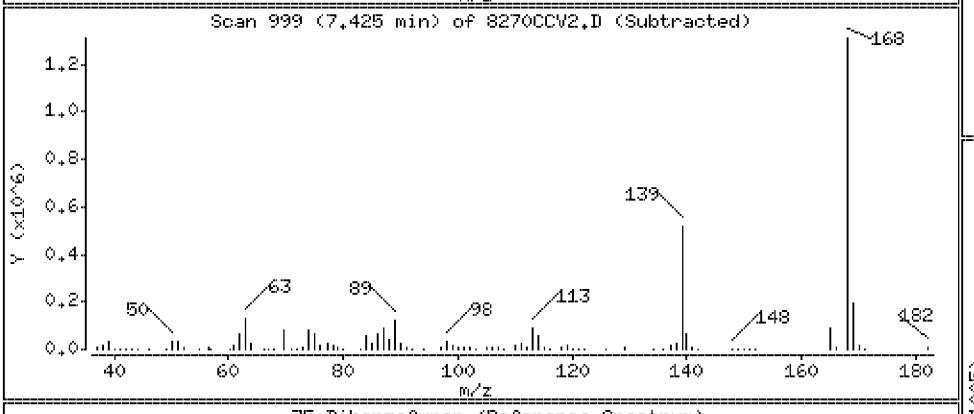

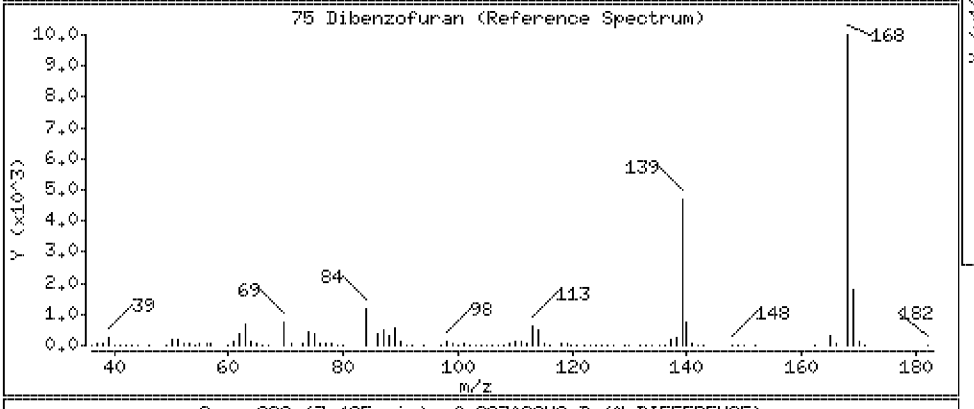

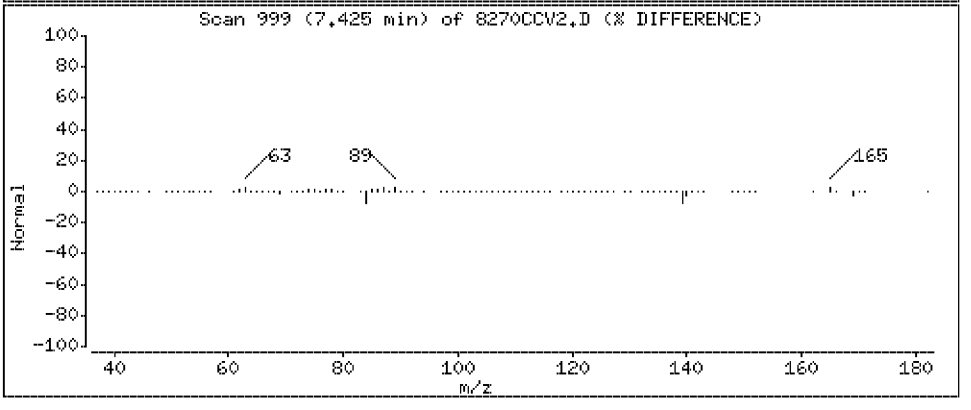

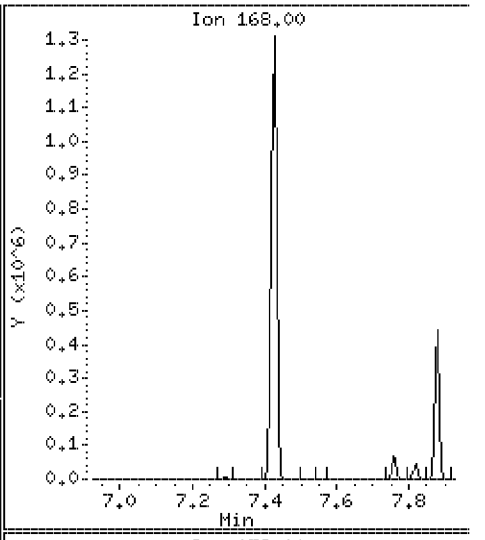

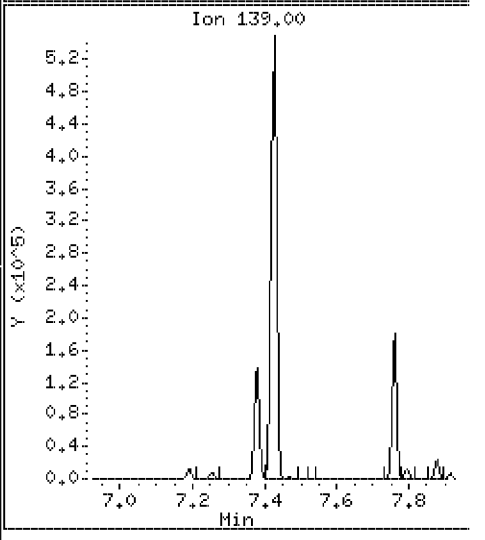

Data File: \\Svecd04\DD\chem\smsd03.i\S3050312.b\8270CCV2.D

Date : 03-MAY-2012 12:03

Client ID: 8270CCV2

Instrument: smsd03.i

Sample Info: 45924

Purge Volume: 1000.0

Operator: PEL

Column phase: HPMS-5

Column diameter: 0.25

76 2,4-Dinitrotoluene

Concentration: 46.4 ug/l

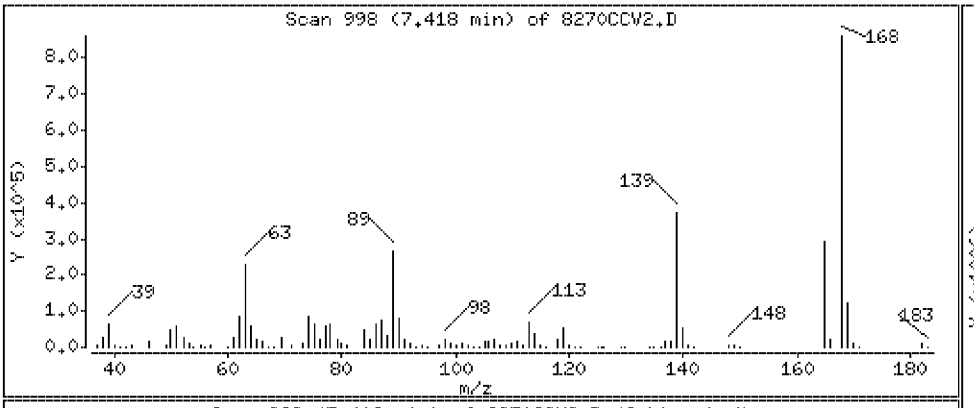

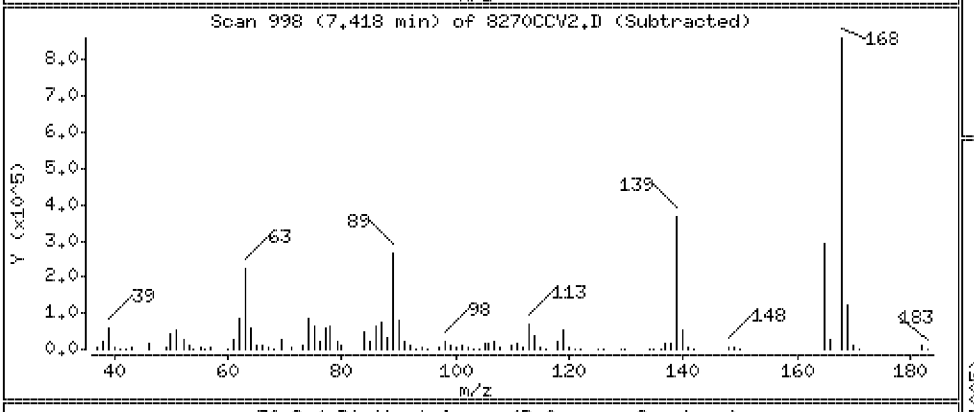

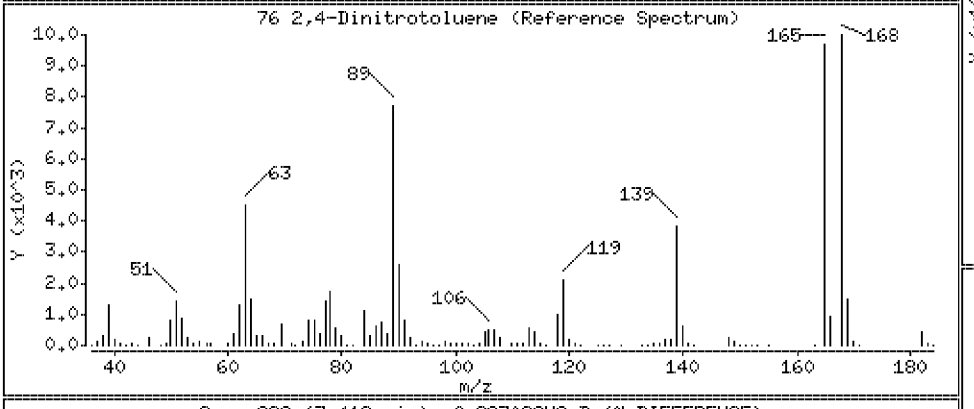

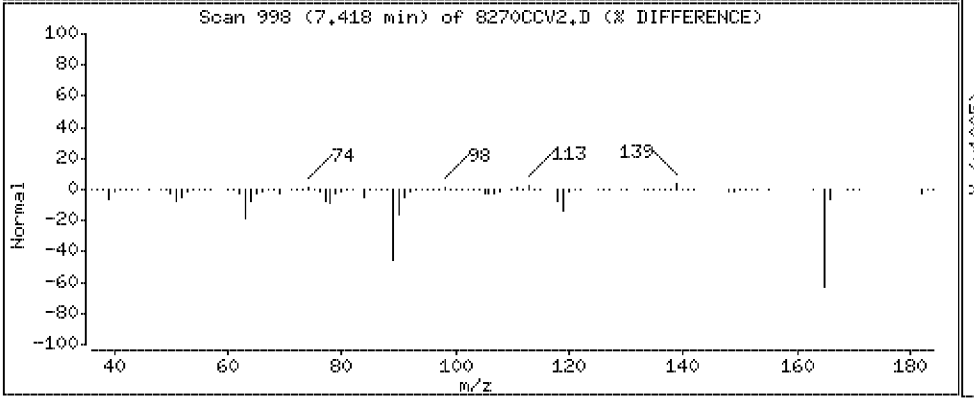

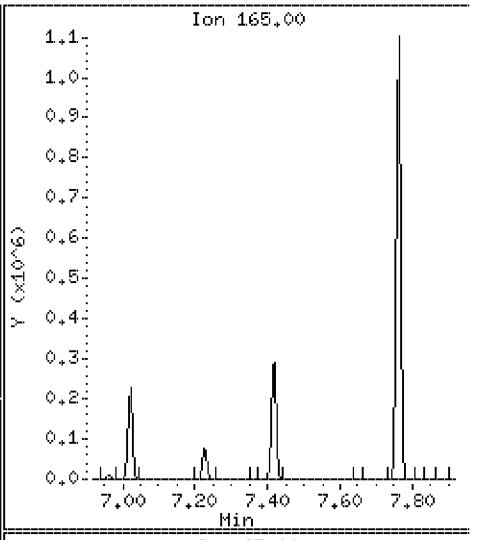

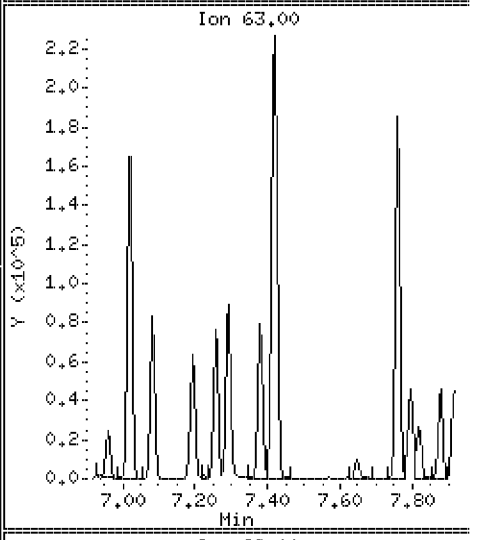

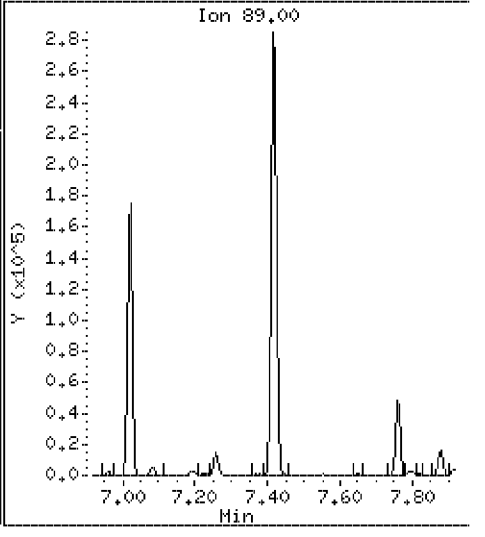

Data File: \\Svecd04\DD\chem\smsd03.i\S3050312.b\8270CCV2.D

Date : 03-MAY-2012 12:03

Client ID: 8270CCV2

Instrument: smsd03.i

Sample Info: 45924

Purge Volume: 1000.0

Operator: PEL

Column phase: HPMS-5

Column diameter: 0.25

80 Diethylphthalate

Concentration: 47.5 ug/l

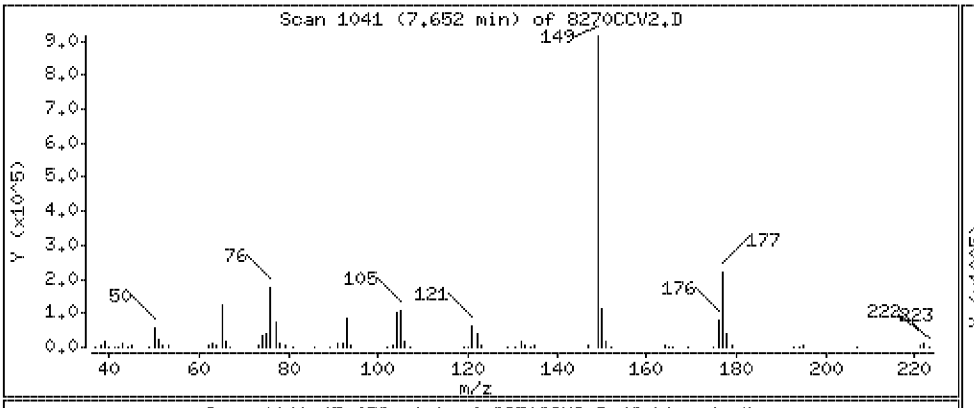

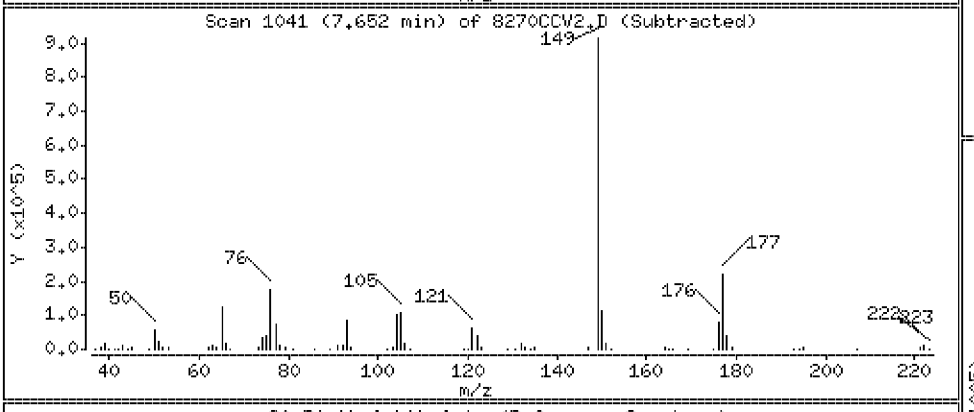

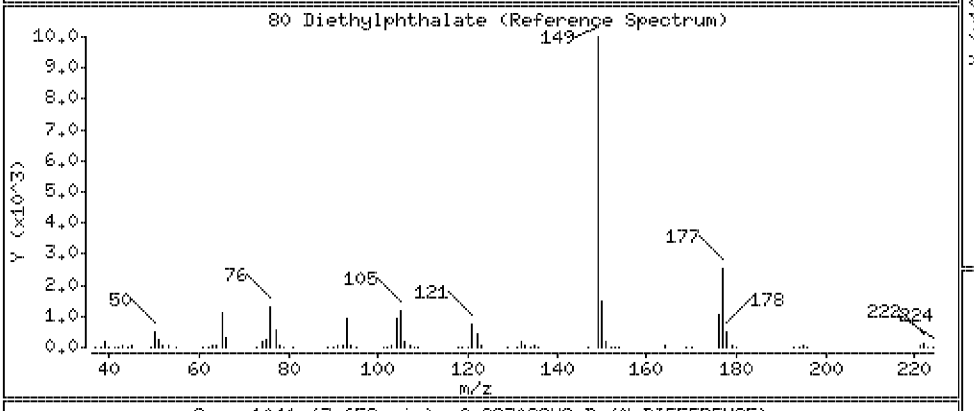

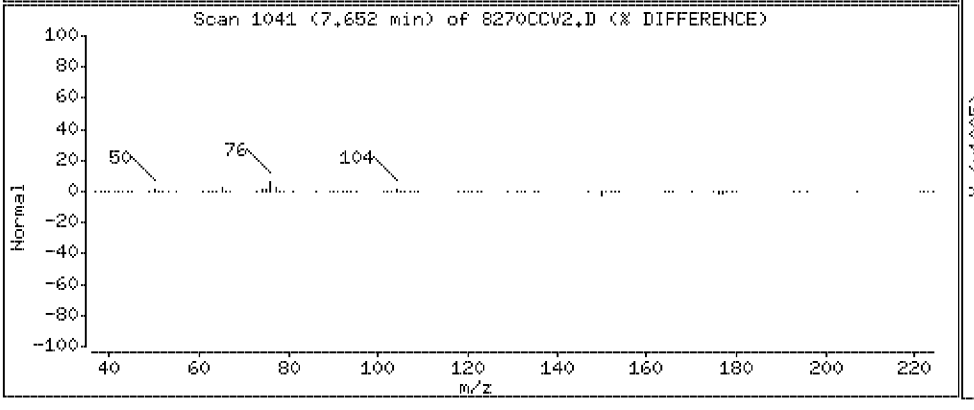

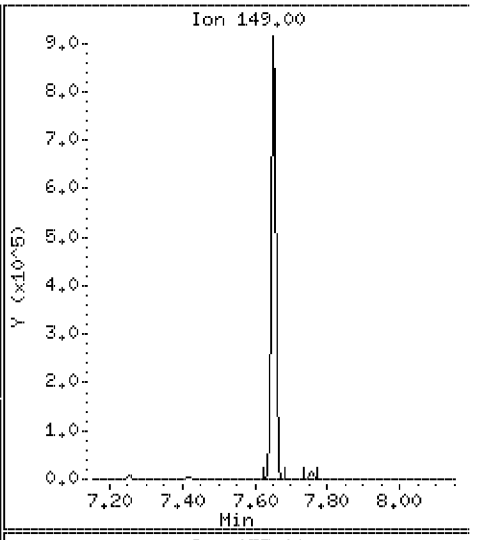

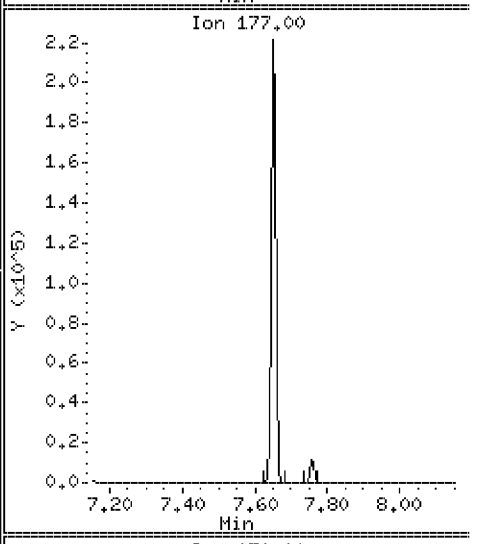

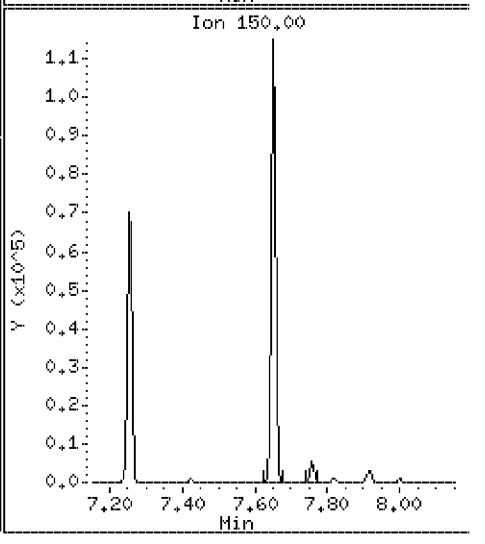

Data File: \\Svecd04\DD\chem\smsd03.i\S3050312.b\8270CCV2.D

Date : 03-MAY-2012 12:03

Client ID: 8270CCV2

Instrument: smsd03.i

Sample Info: 45924

Purge Volume: 1000.0

Operator: PEL

Column phase: HPMS-5

Column diameter: 0.25

81 Fluorene

Concentration: 49.4 ug/l

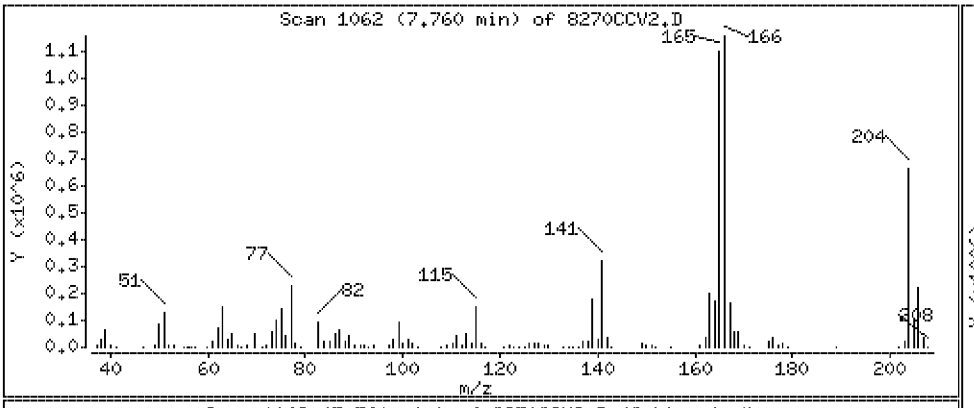

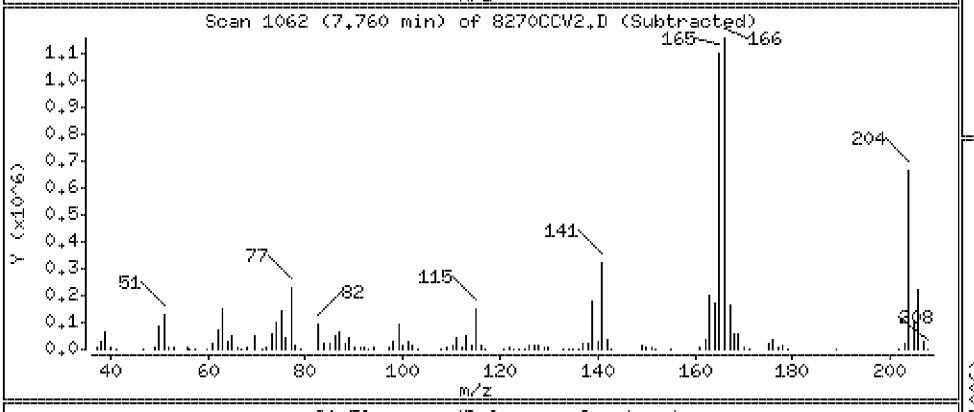

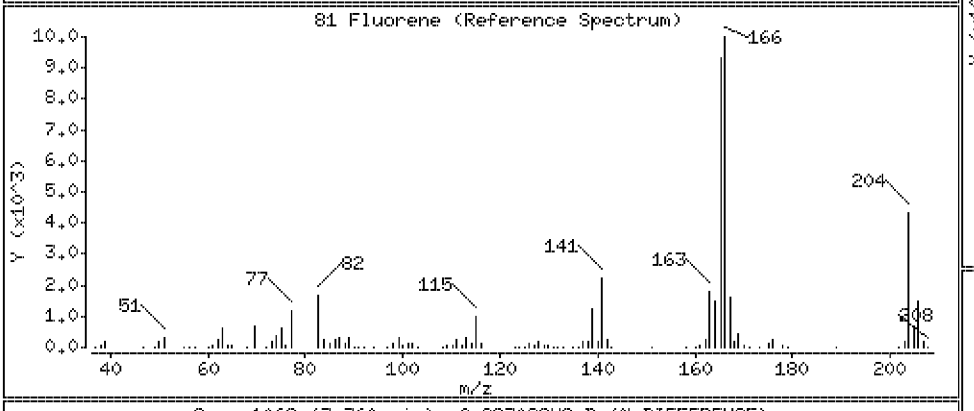

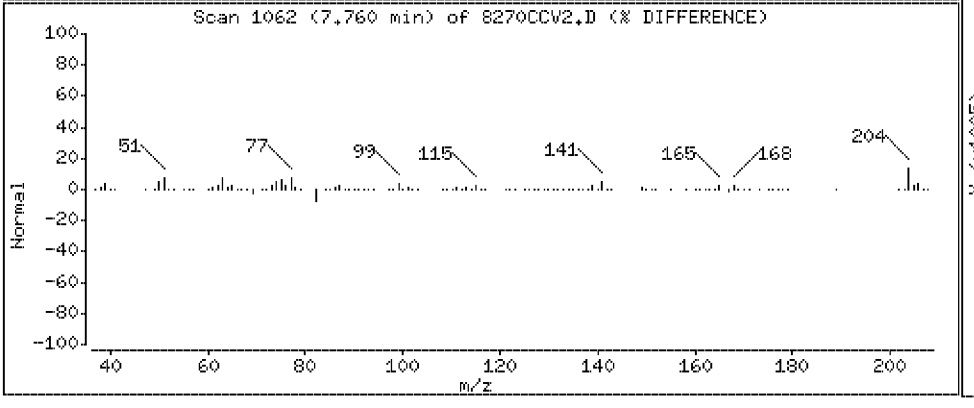

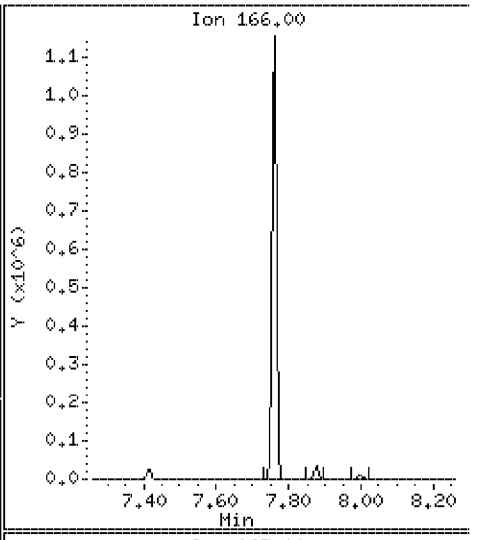

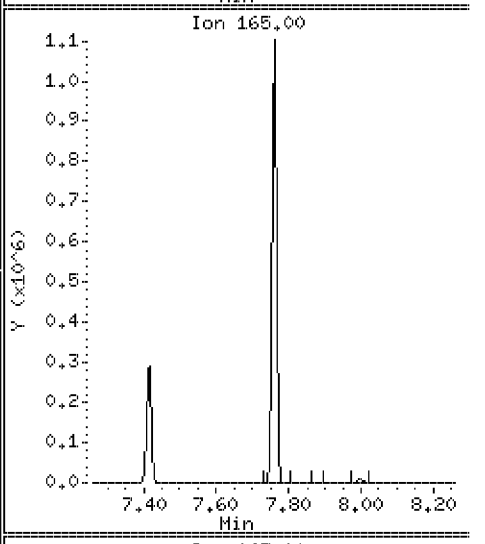

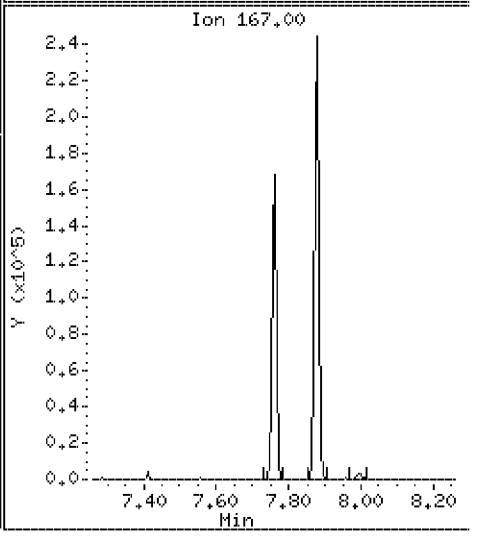

Data File: \\Svecd04\DD\chem\smsd03.i\S3050312.b\8270CCV2.D

Date : 03-MAY-2012 12:03

Client ID: 8270CCV2 Instrument: smsd03.i

Sample Info: 45924

Purge Volume: 1000.0 Operator: PEL

Column phase: HPMS-5 Column diameter: 0.25

82 4-Chlorophenyl-phenylether Concentration: 49.9 ug/l

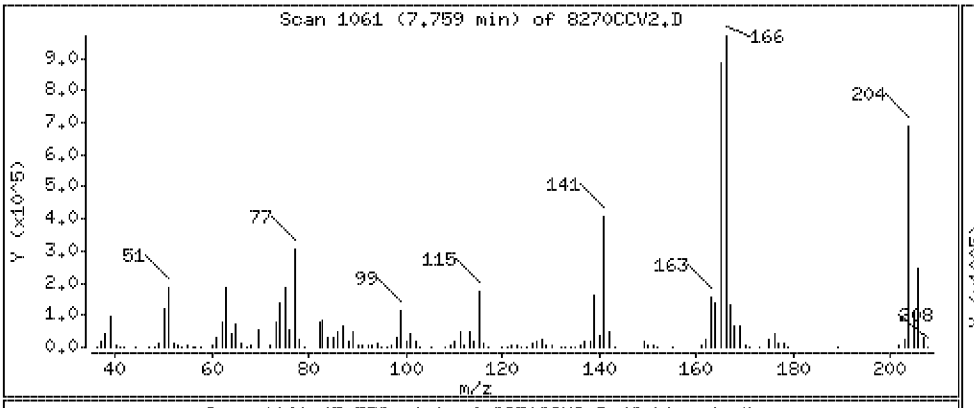

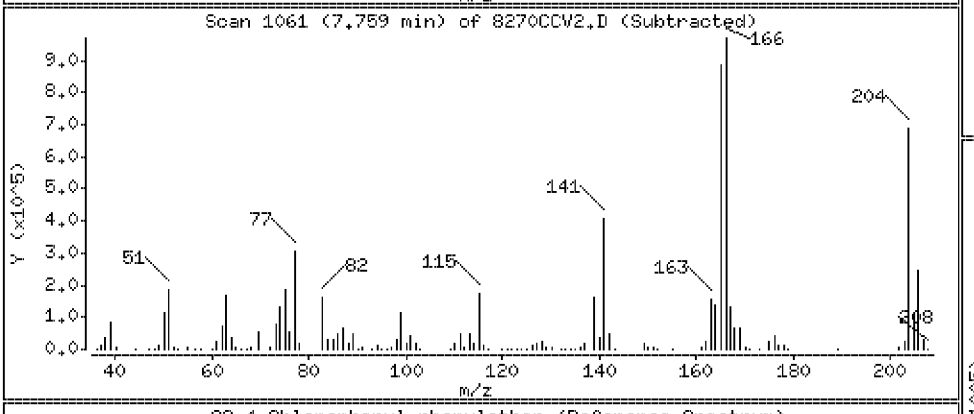

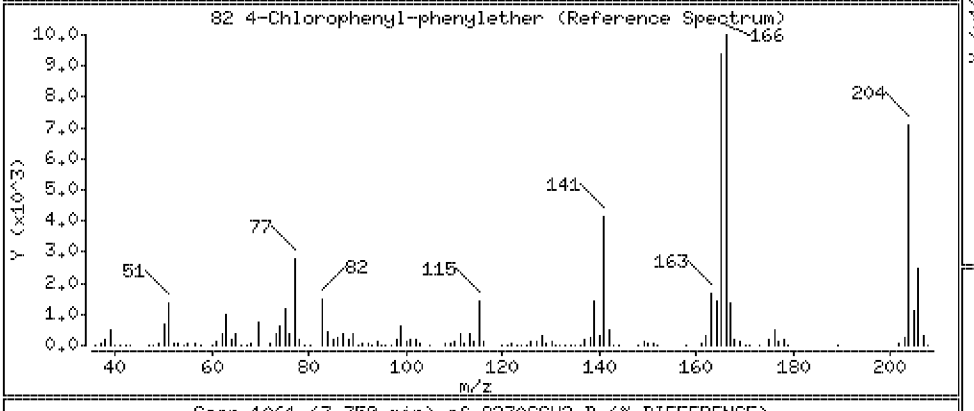

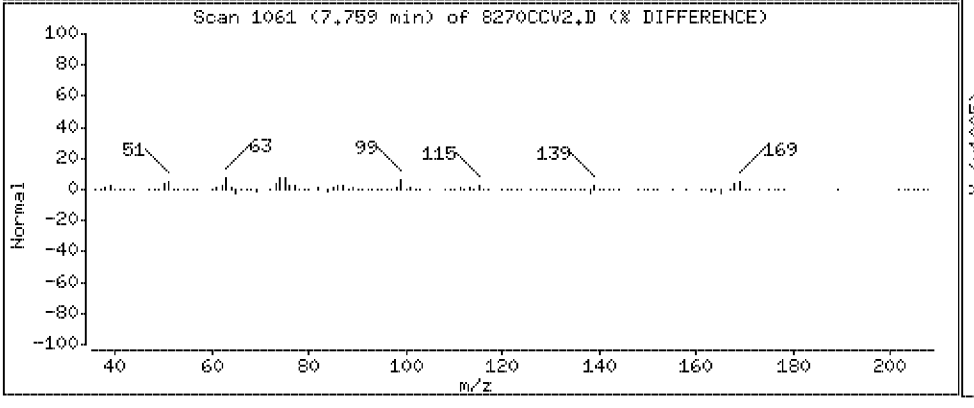

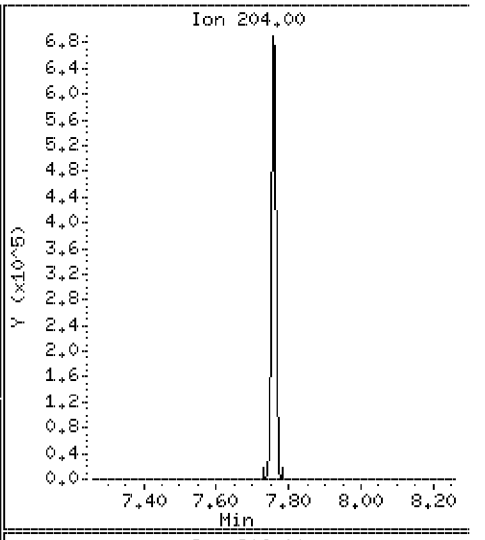

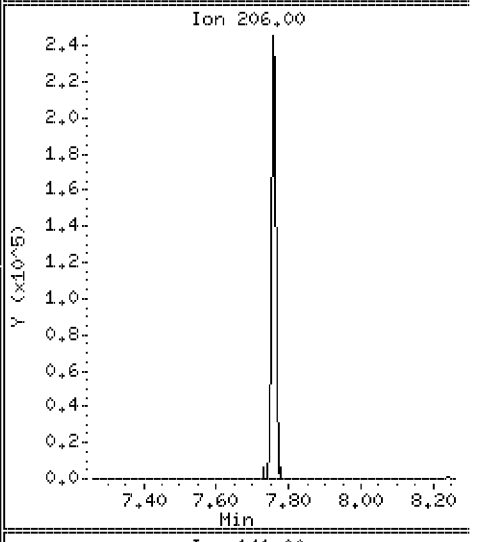

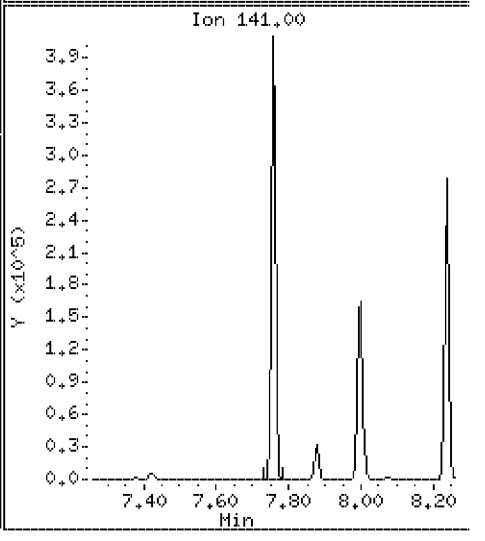

Data File: \\Svecd04\DD\chem\smsd03.i\S3050312.b\8270CCV2.D

Date : 03-MAY-2012 12:03

Client ID: 8270CCV2

Instrument: smsd03.i

Sample Info: 45924

Purge Volume: 1000.0

Operator: PEL

Column phase: HPMS-5

Column diameter: 0.25

84 4-Nitroaniline

Concentration: 40.3 ug/l

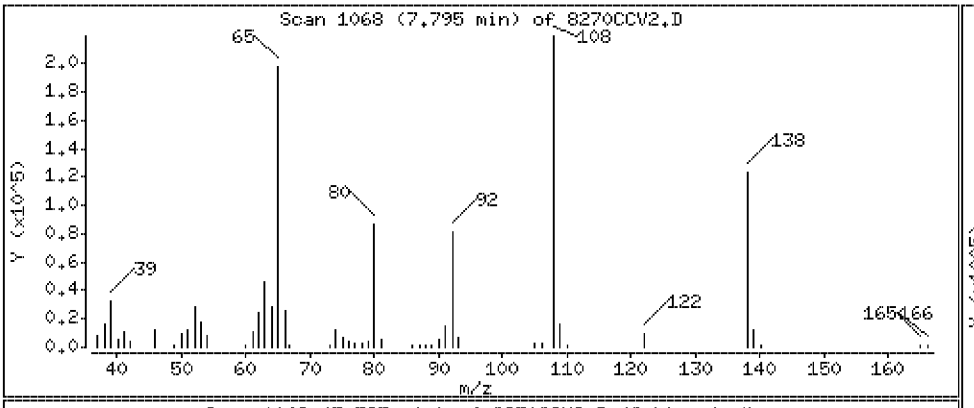

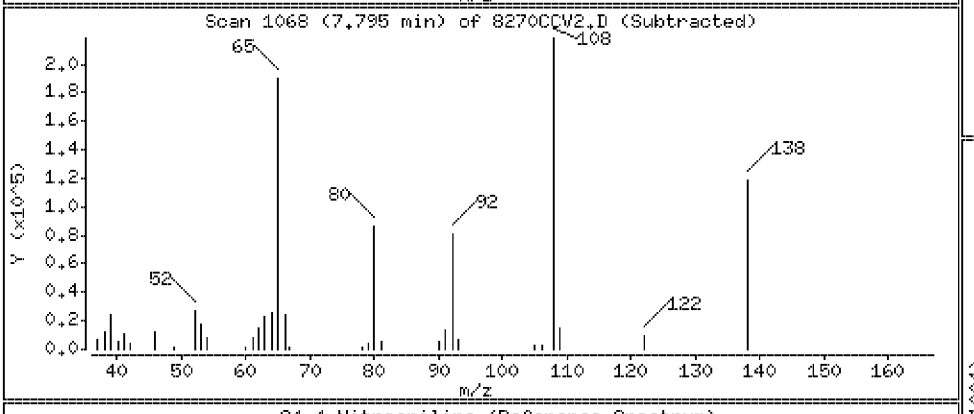

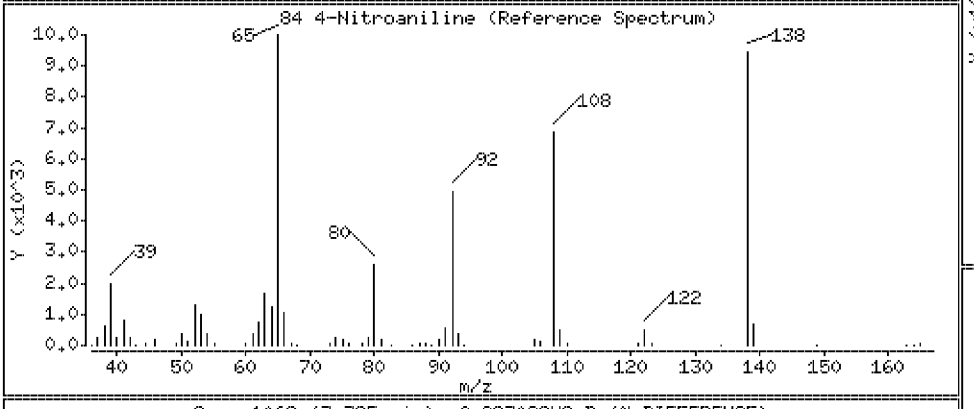

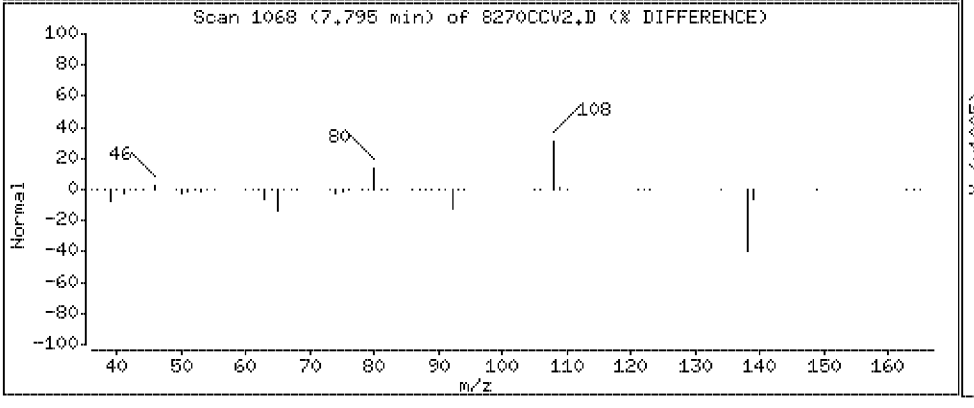

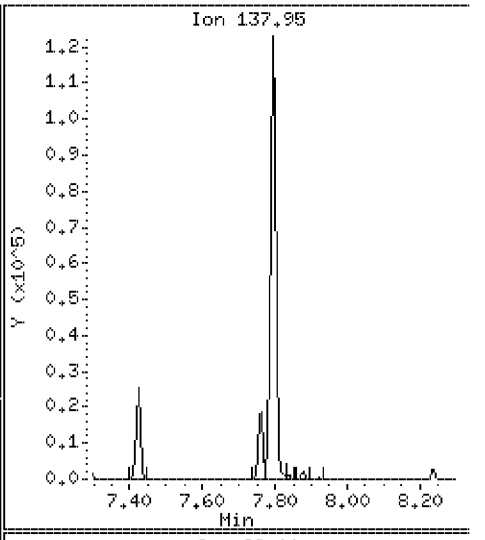

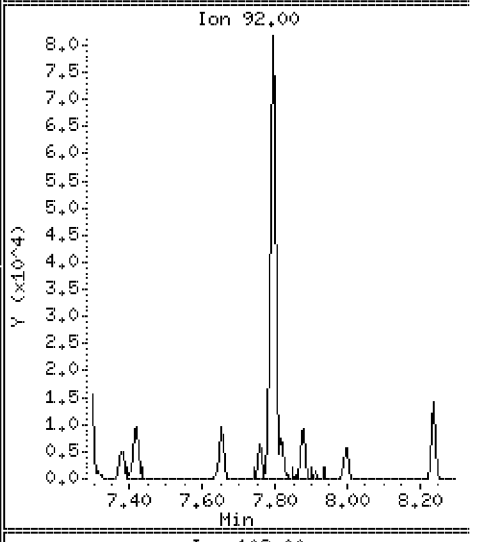

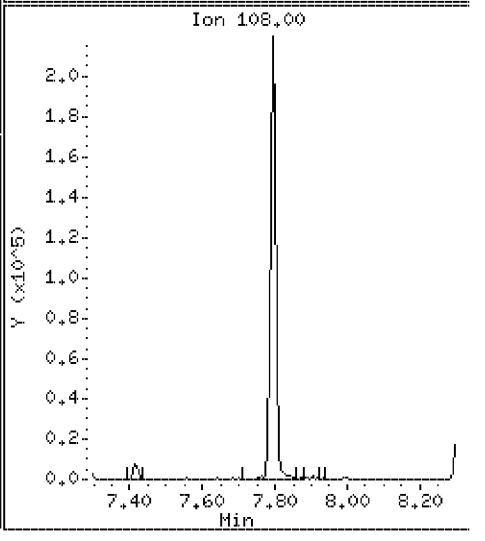

Data File: \\Svecd04\DD\chem\smsd03.i\S3050312.b\8270CCV2.D

Date : 03-MAY-2012 12:03

Client ID: 8270CCV2

Instrument: smsd03.i

Sample Info: 45924

Purge Volume: 1000.0

Operator: PEL

Column phase: HPMS-5

Column diameter: 0.25

85 4,6-Dinitro-2-methylphenol

Concentration: 41.8 ug/l

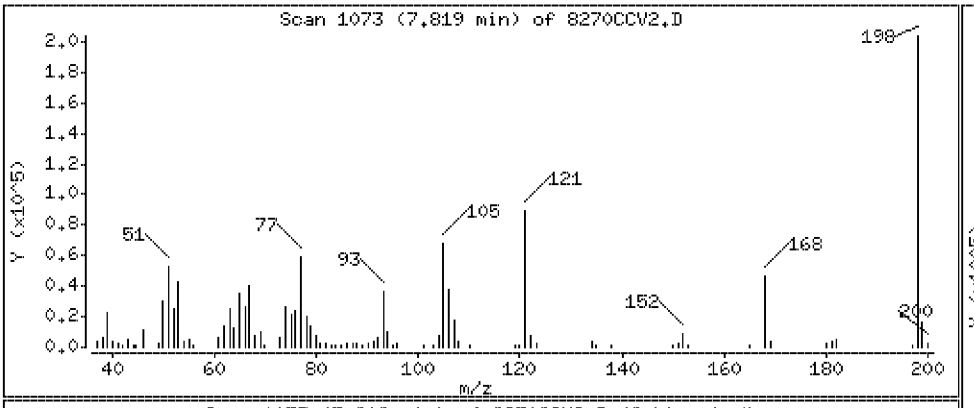

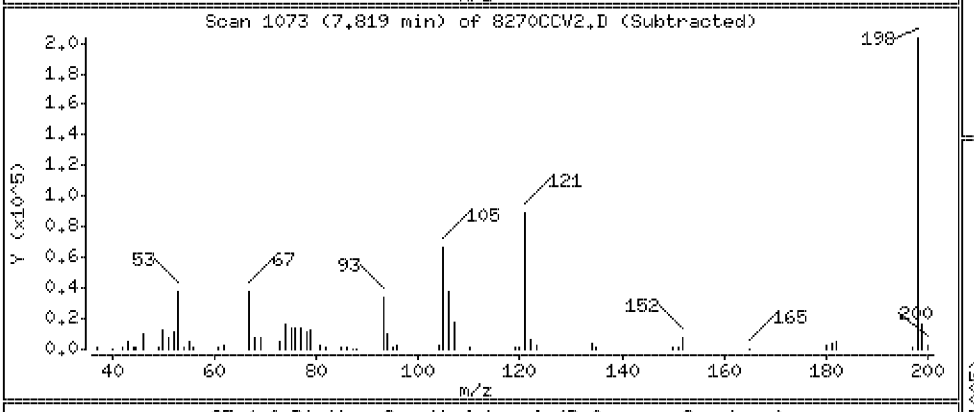

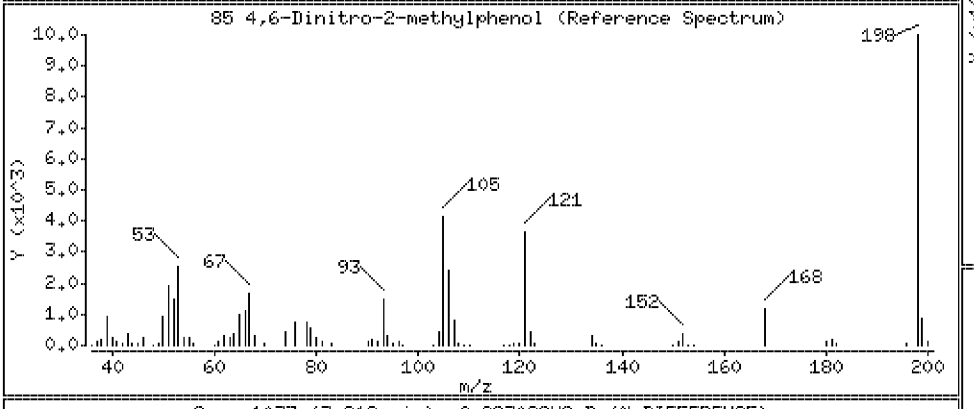

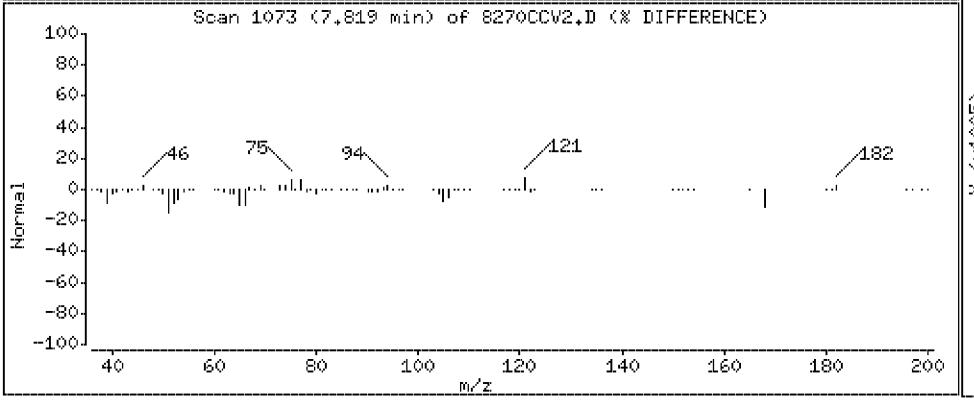

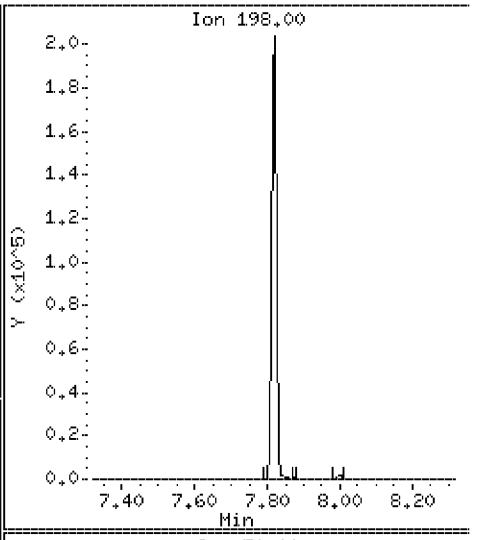

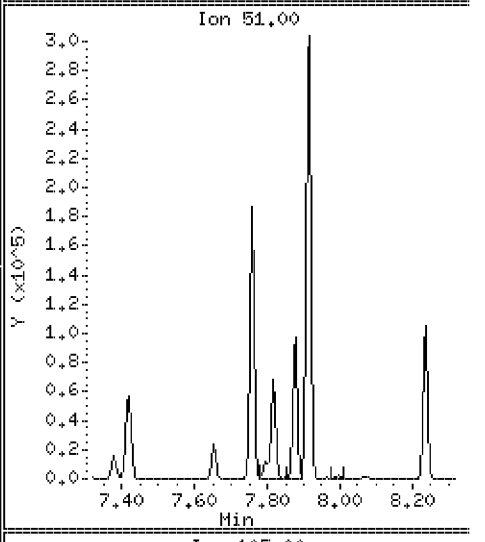

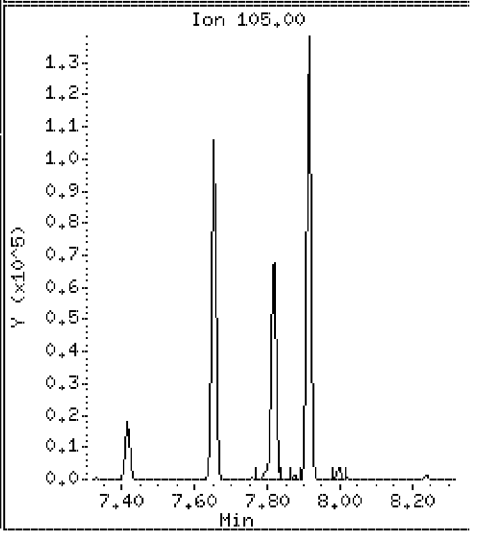

Data File: \\Svecd04\DD\chem\smsd03.i\S3050312.b\8270CCV2.D

Date : 03-MAY-2012 12:03

Client ID: 8270CCV2

Instrument: smsd03.i

Sample Info: 45924

Purge Volume: 1000.0

Operator: PEL

Column phase: HPMS-5

Column diameter: 0.25

86 N-Nitrosodiphenylamine

Concentration: 43.7 ug/l

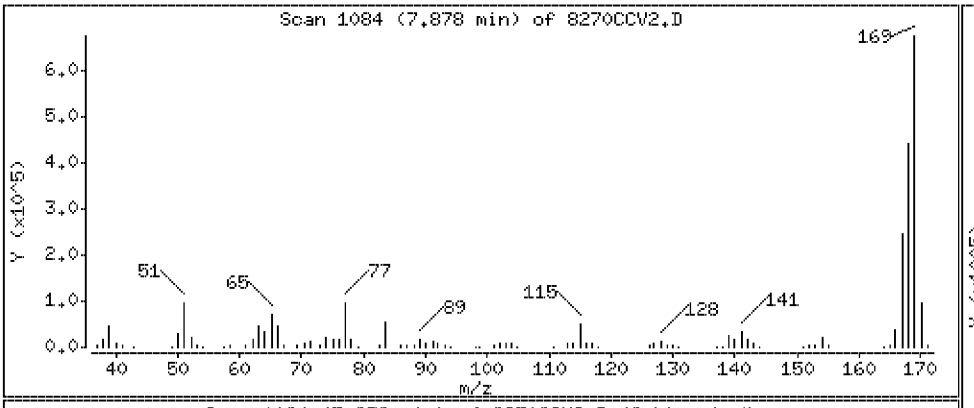

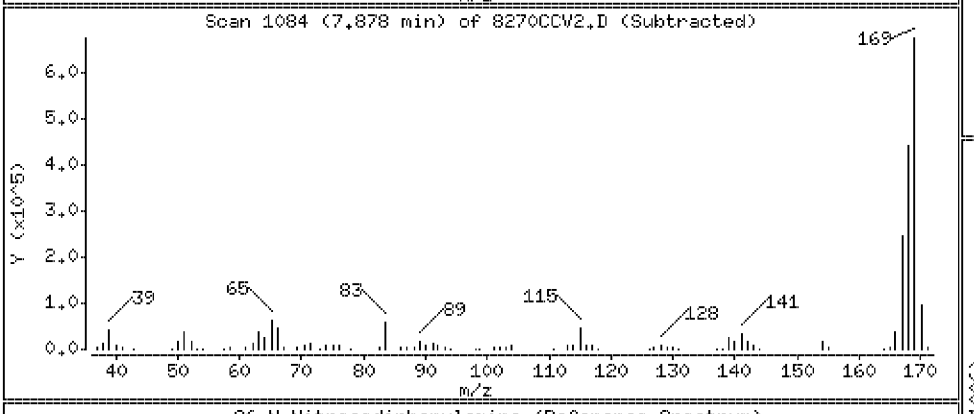

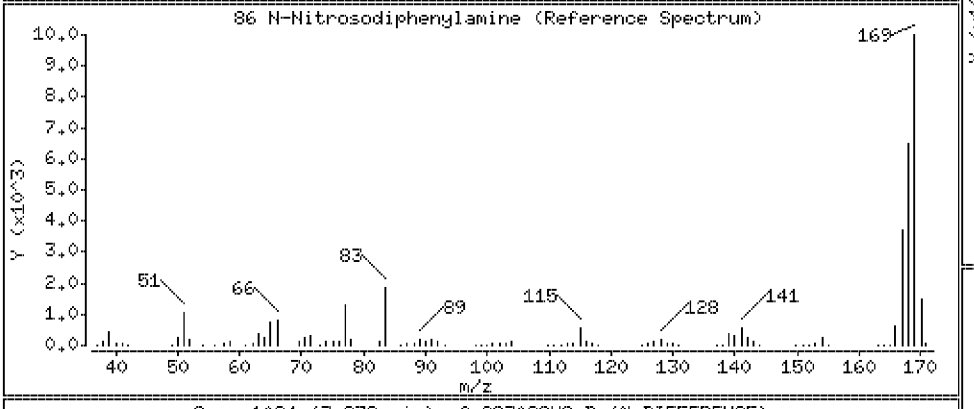

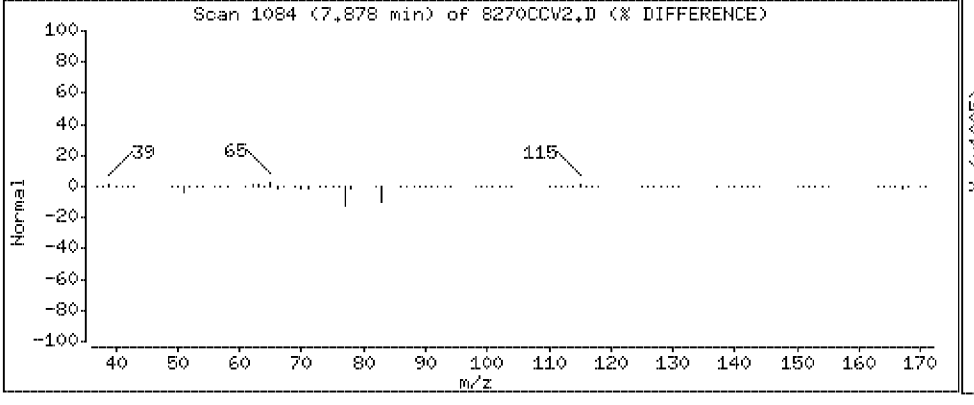

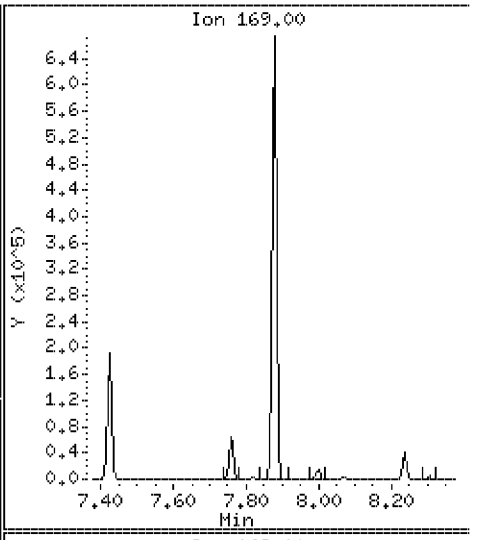

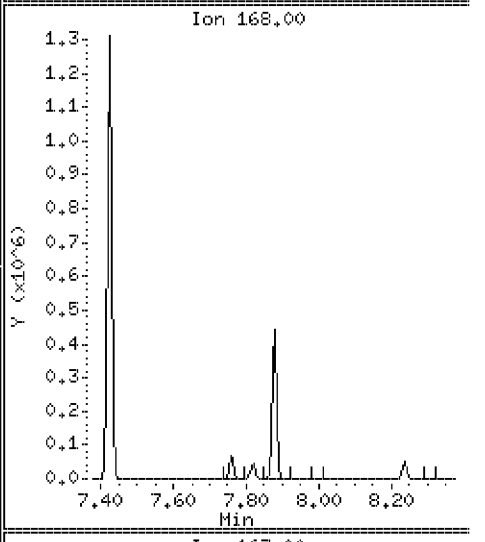

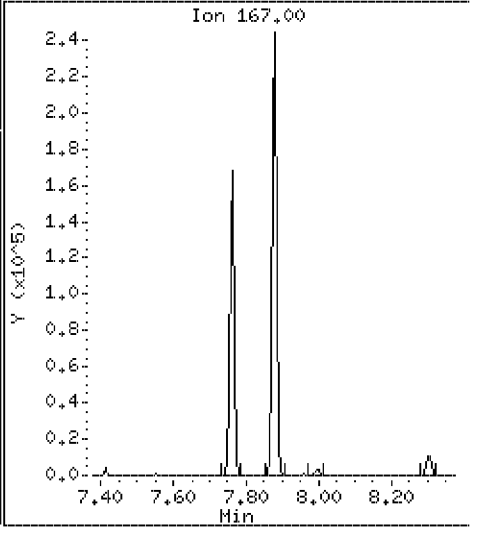

Data File: \\Svecd04\DD\chem\smsd03.i\S3050312.b\8270CCV2.D

Date : 03-MAY-2012 12:03

Client ID: 8270CCV2 Instrument: smsd03.i

Sample Info: 45924

Purge Volume: 1000.0 Operator: PEL

Column phase: HPMS-5 Column diameter: 0.25

87 1,2-Diphenylhydrazine Concentration: 49.3 ug/l

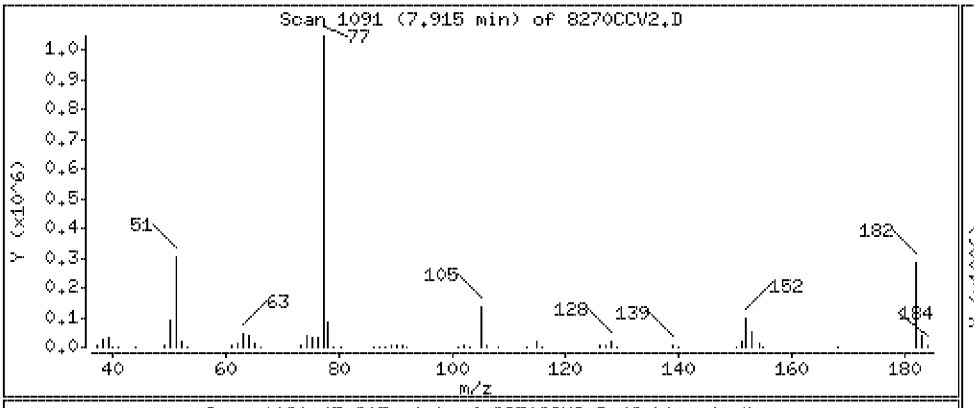

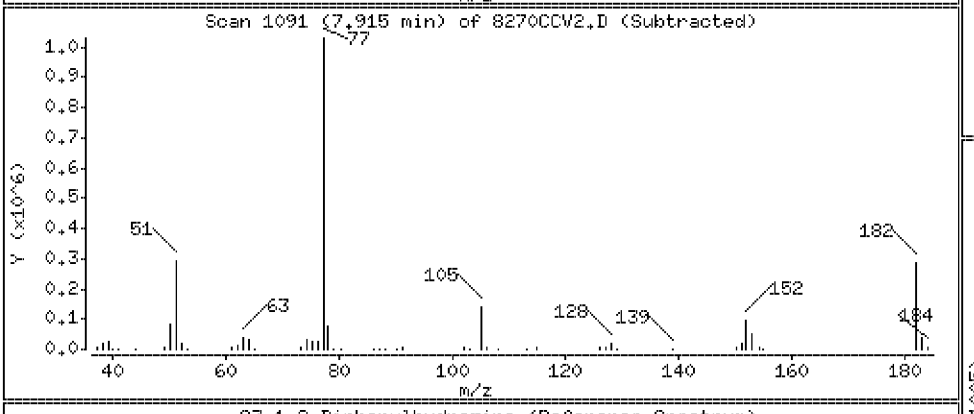

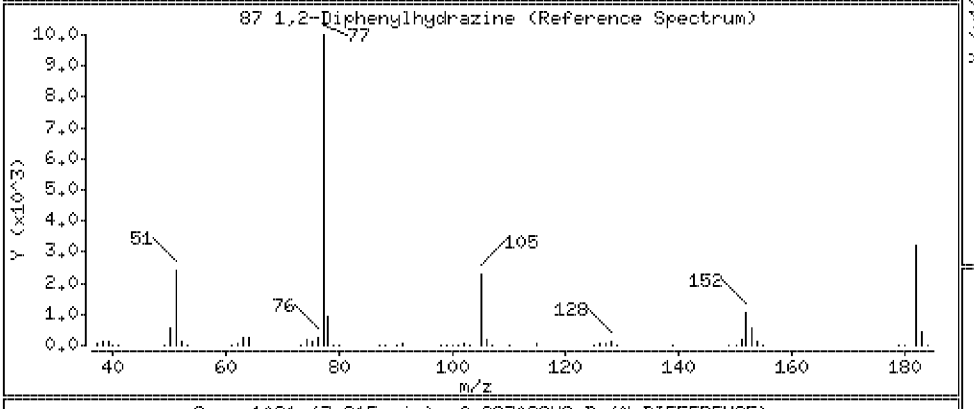

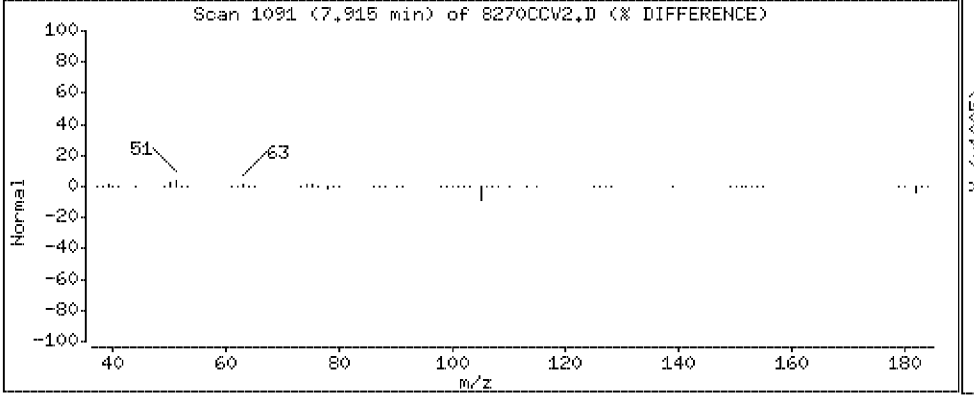

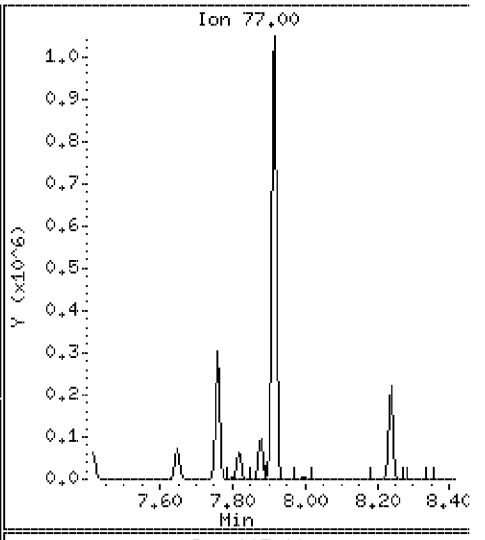

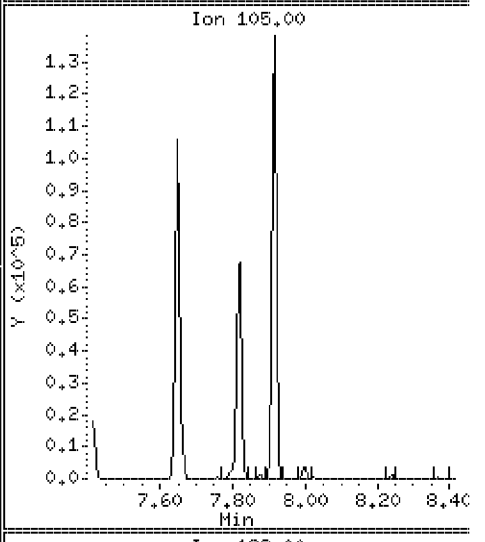

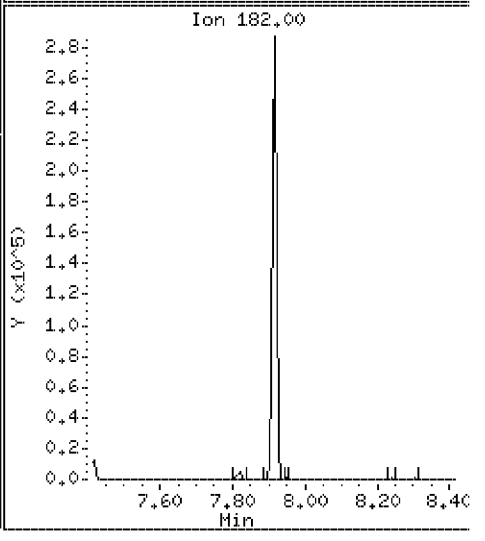

Data File: \\Svecd04\DD\chem\smsd03.i\S3050312.b\8270CCV2.D

Date : 03-MAY-2012 12:03

Client ID: 8270CCV2

Instrument: smsd03.i

Sample Info: 45924

Purge Volume: 1000.0

Operator: PEL

Column phase: HPMS-5

Column diameter: 0.25

93 4-Bromophenylphenylether

Concentration: 45.6 ug/l

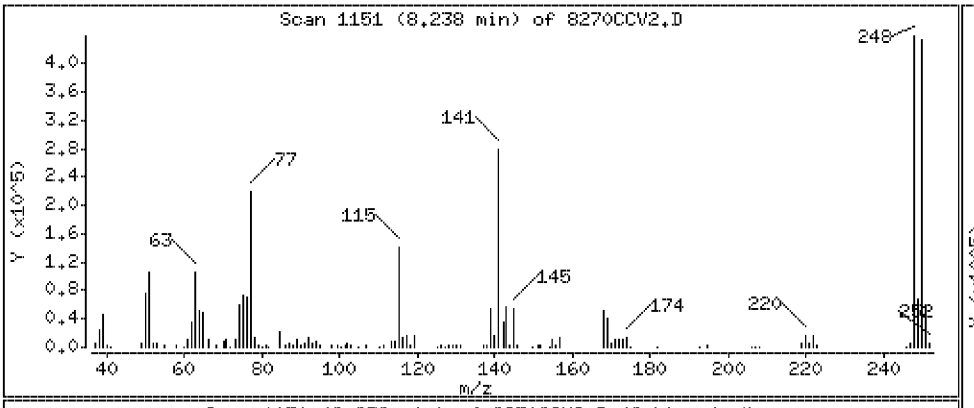

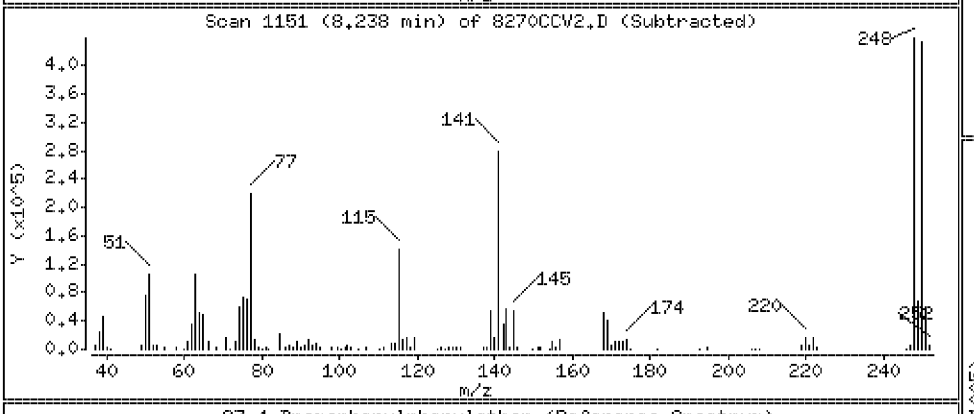

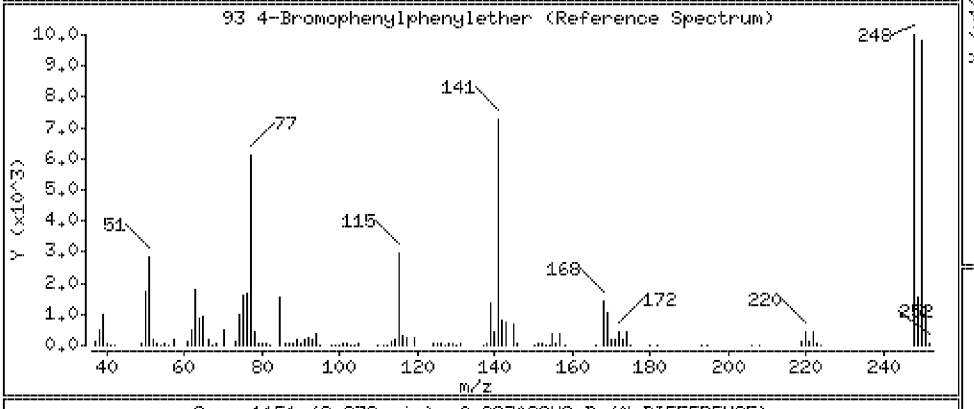

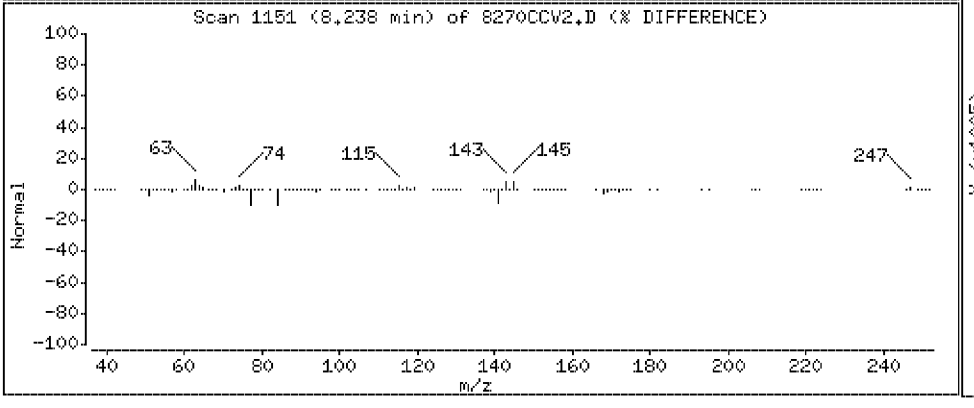

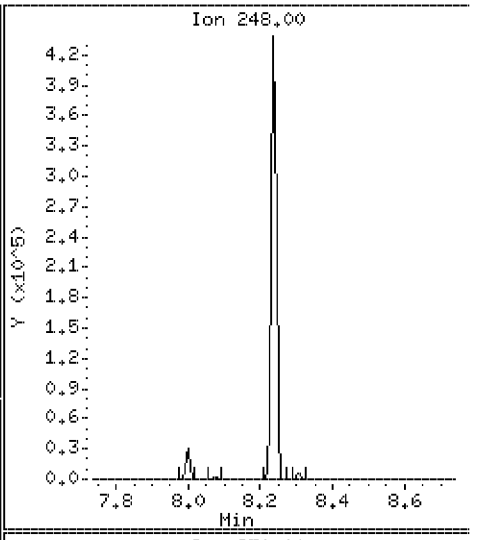

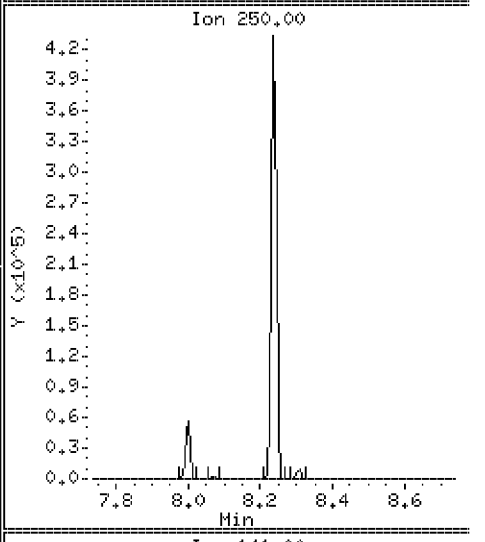

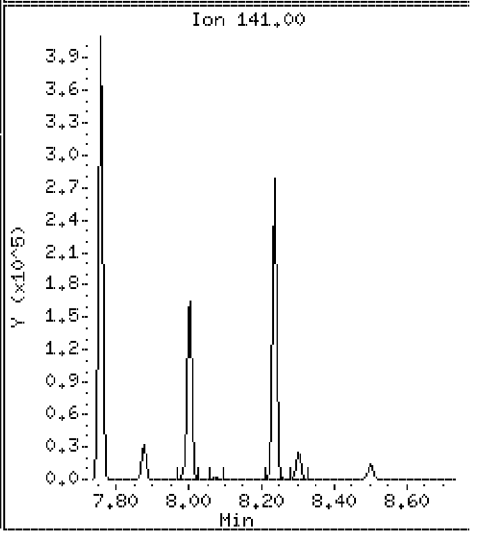

Data File: \\Svecd04\DD\chem\smsd03.i\S3050312.b\8270CCV2.D

Date : 03-MAY-2012 12:03

Client ID: 8270CCV2

Instrument: smsd03.i

Sample Info: 45924

Purge Volume: 1000.0

Operator: PEL

Column phase: HPMS-5

Column diameter: 0.25

94 Hexachlorobenzene

Concentration: 45.5 ug/l

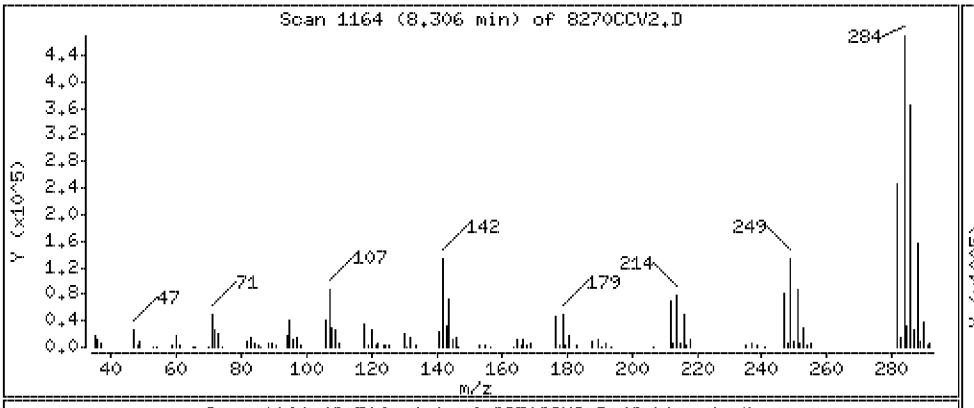

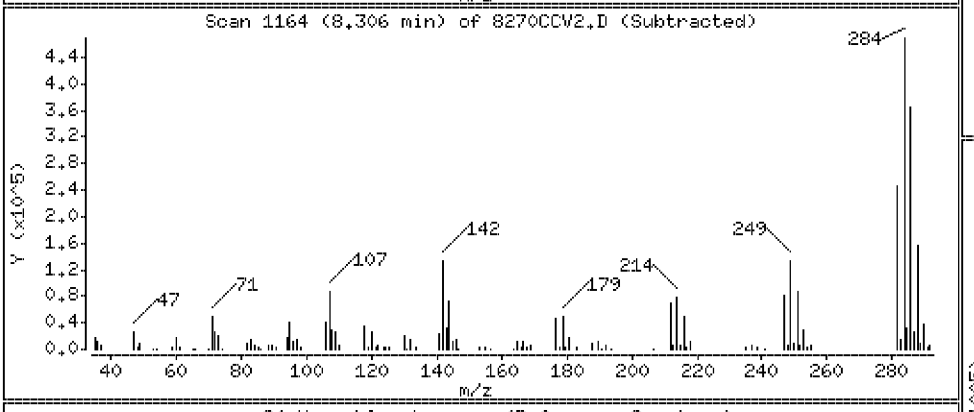

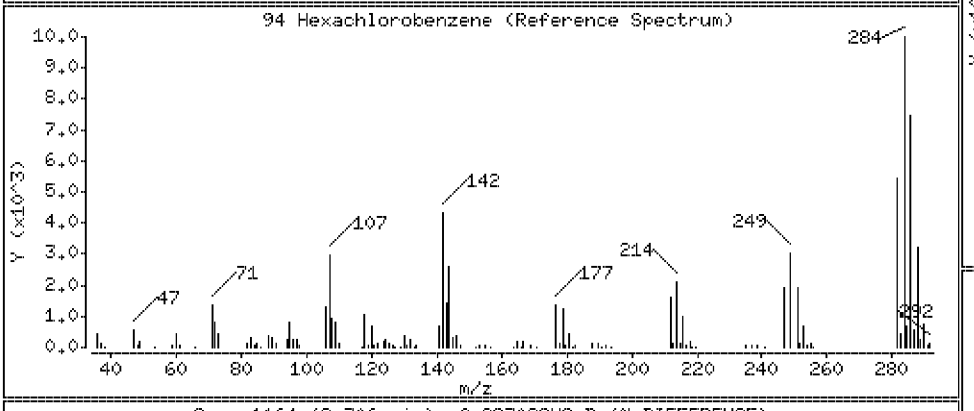

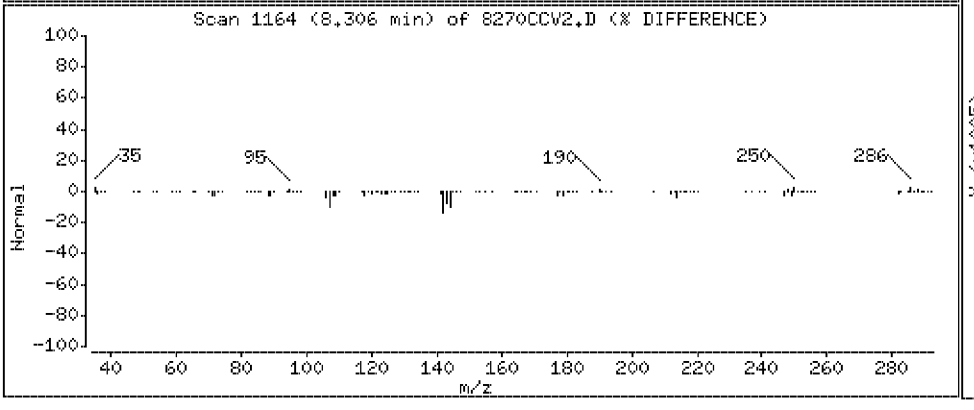

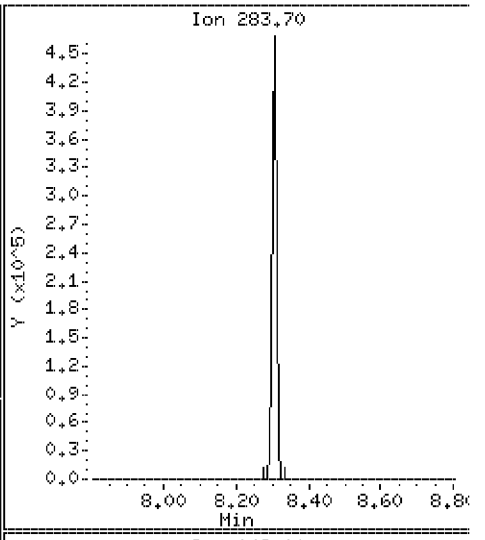

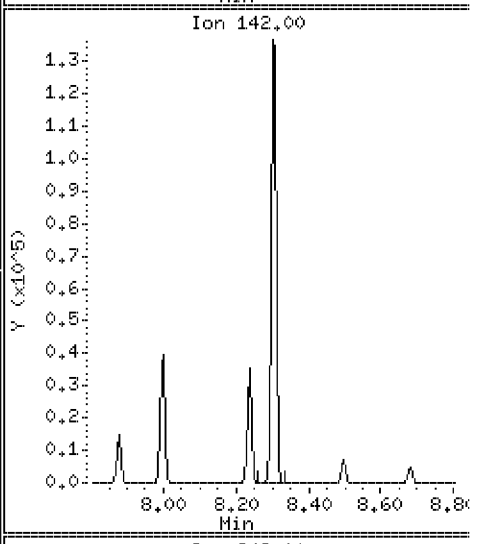

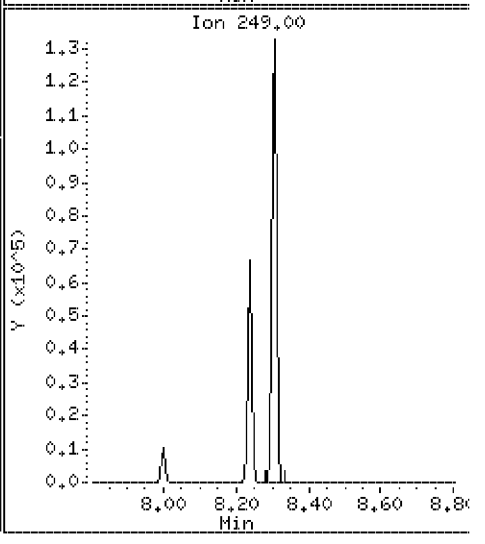

Data File: \\Svecd04\DD\chem\smsd03.i\S3050312.b\8270CCV2.D

Date : 03-MAY-2012 12:03

Client ID: 8270CCV2

Instrument: smsd03.i

Sample Info: 45924

Purge Volume: 1000.0

Operator: PEL

Column phase: HPMS-5

Column diameter: 0.25

96 Pentachlorophenol

Concentration: 47.6 ug/l

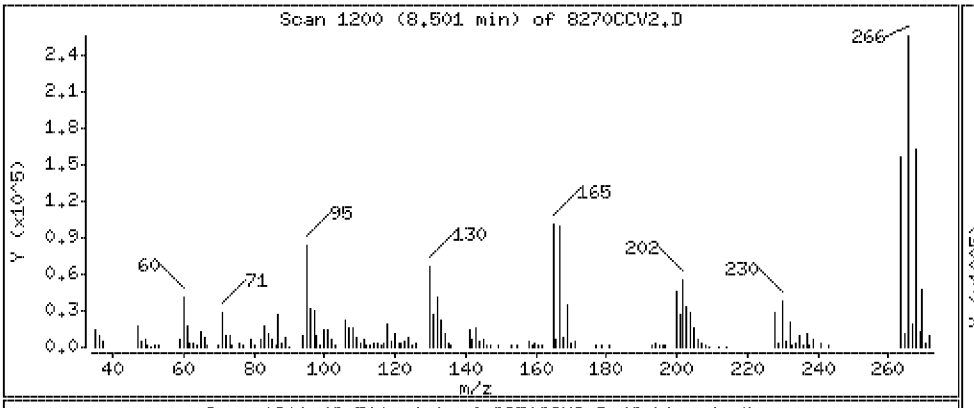

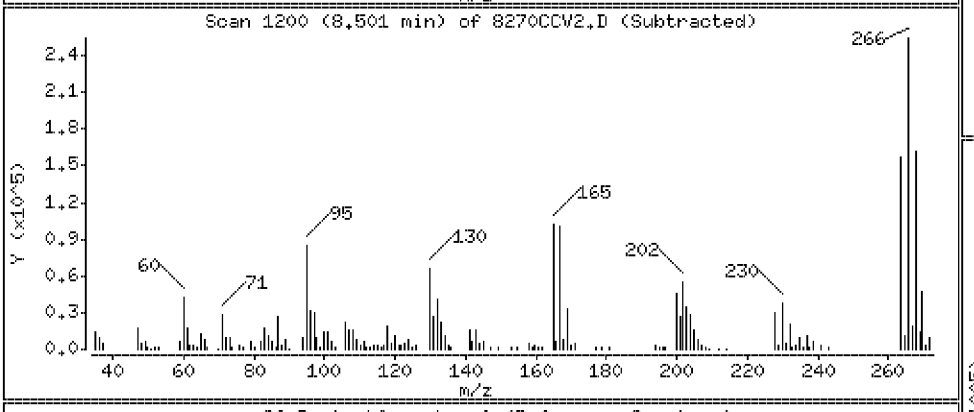

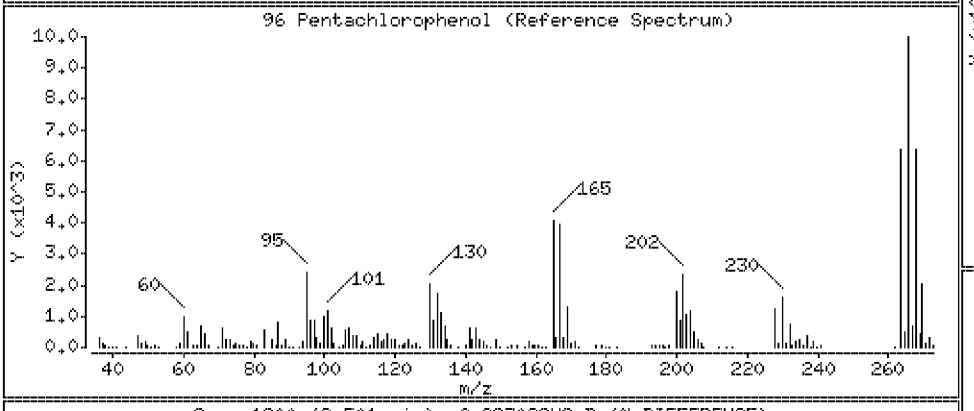

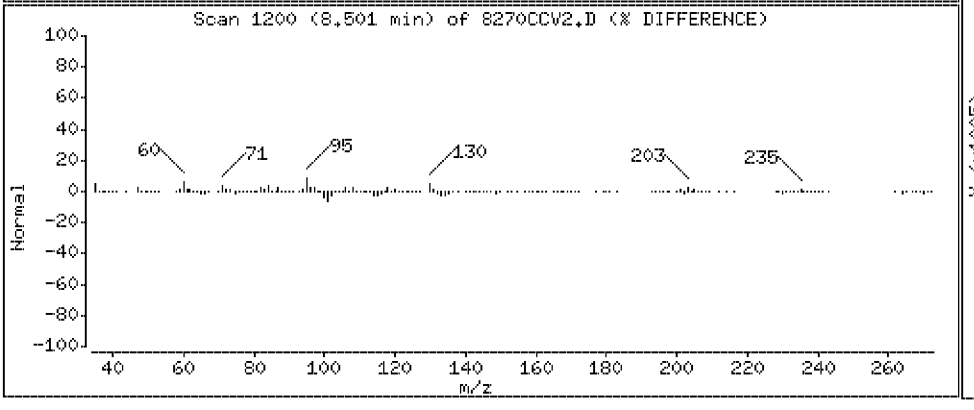

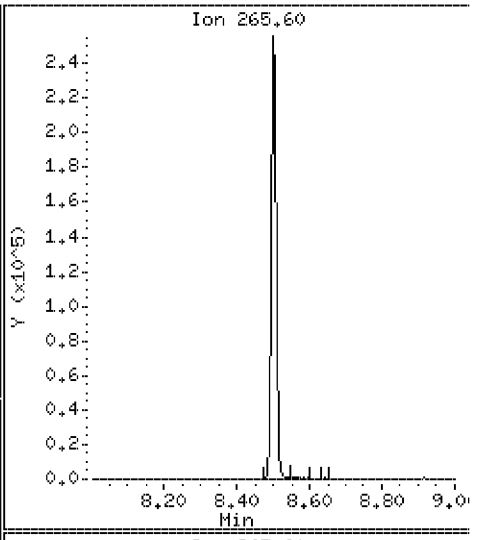

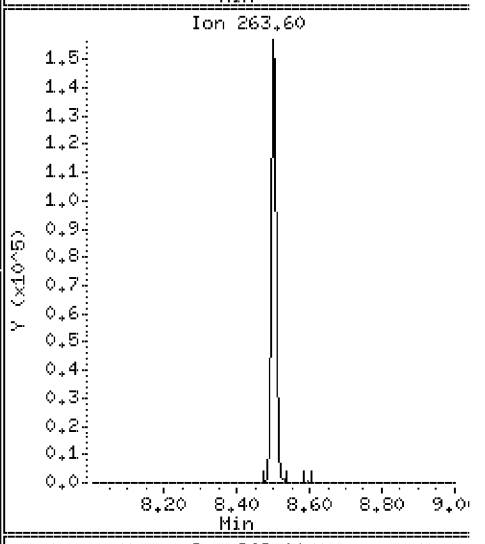

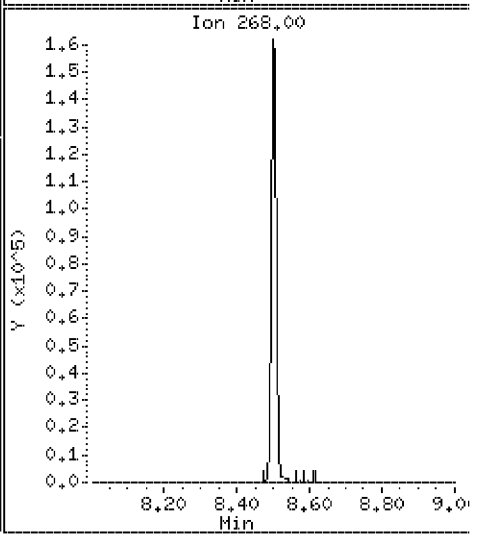

Data File: \\Svecd04\DD\chem\smsd03.i\S3050312.b\8270CCV2.D

Date : 03-MAY-2012 12:03

Client ID: 8270CCV2

Instrument: smsd03.i

Sample Info: 45924

Purge Volume: 1000.0

Operator: PEL

Column phase: HPMS-5

Column diameter: 0.25

101 Phenanthrene

Concentration: 46.3 ug/l

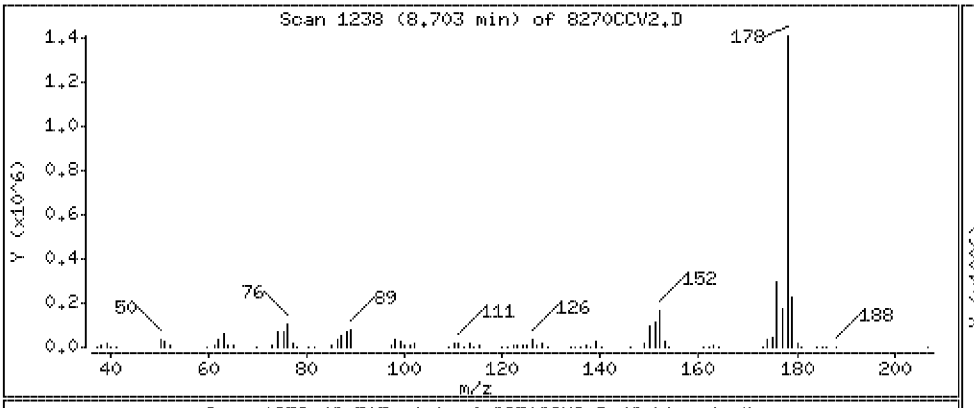

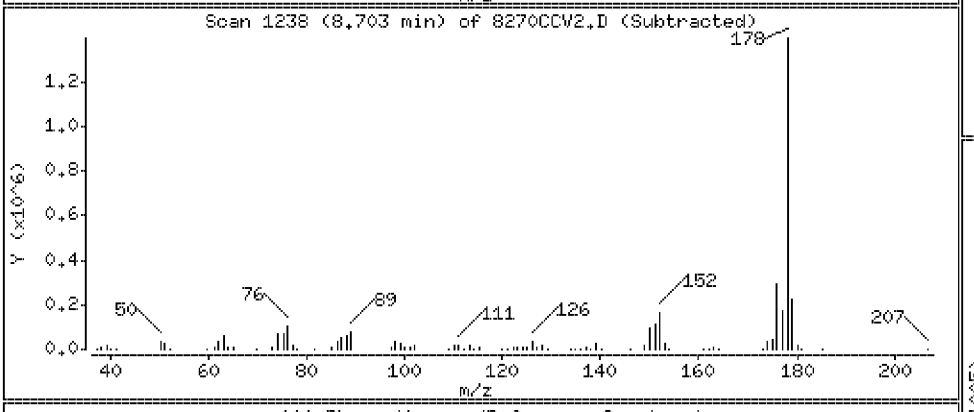

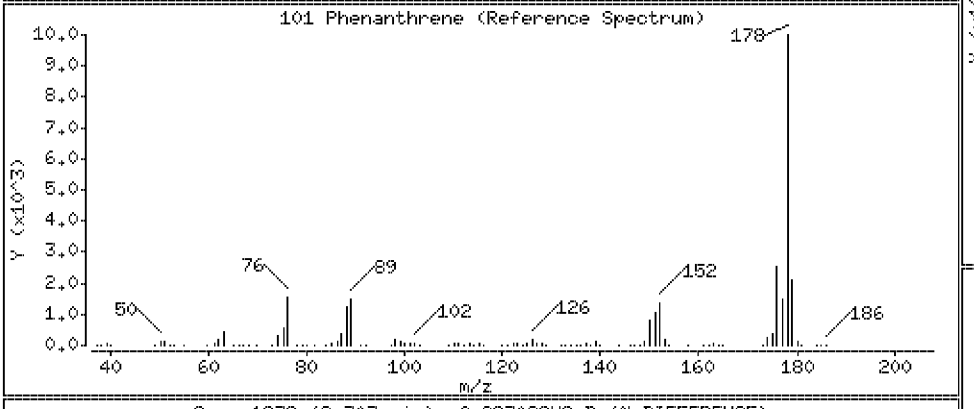

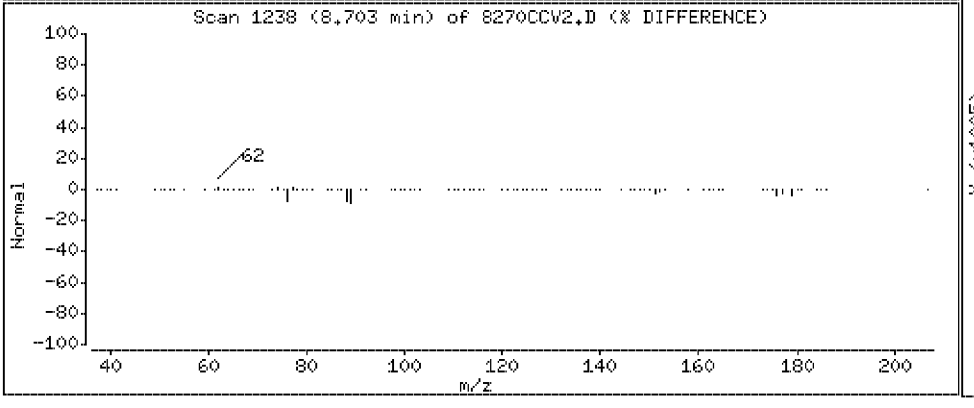

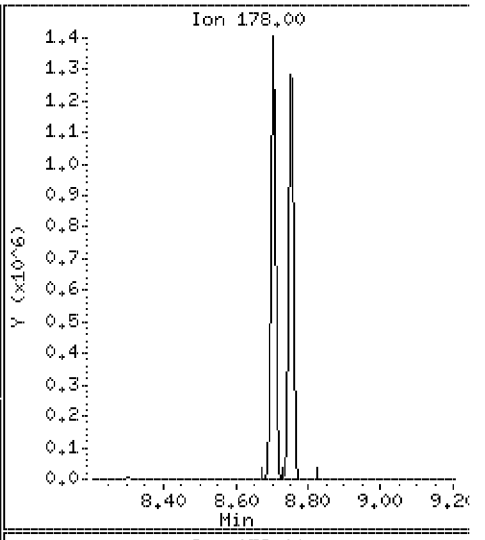

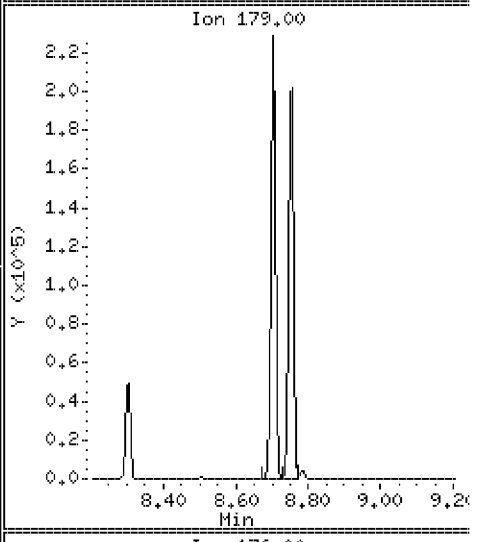

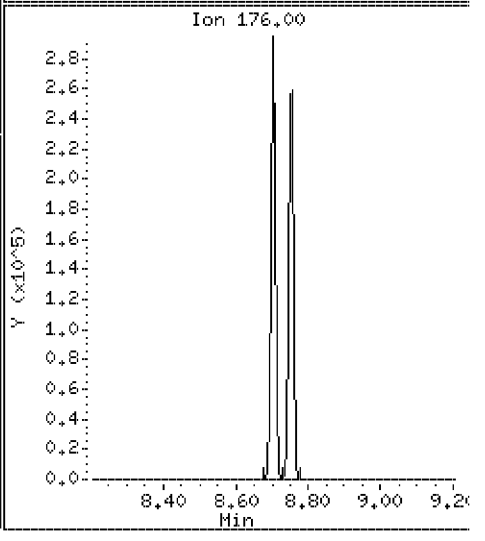

Data File: \\Svecd04\DD\chem\smsd03.i\S3050312.b\8270CCV2.D

Date : 03-MAY-2012 12:03

Client ID: 8270CCV2

Instrument: smsd03.i

Sample Info: 45924

Purge Volume: 1000.0

Operator: PEL

Column phase: HPMS-5

Column diameter: 0.25

103 Anthracene

Concentration: 46.9 ug/l

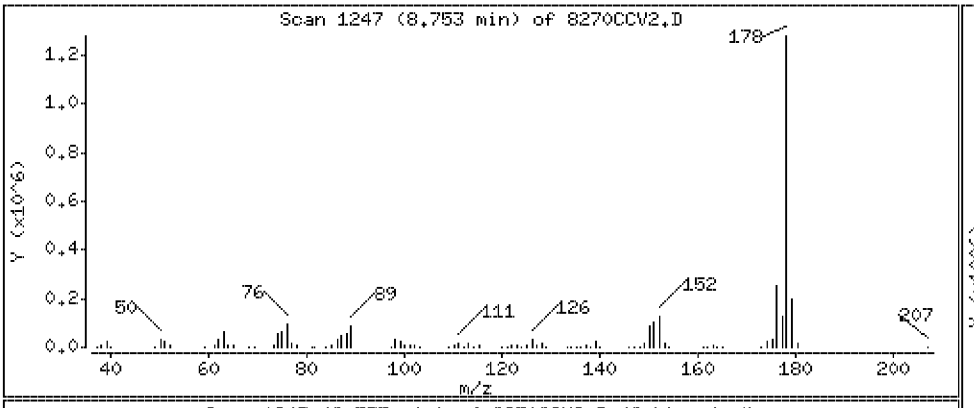

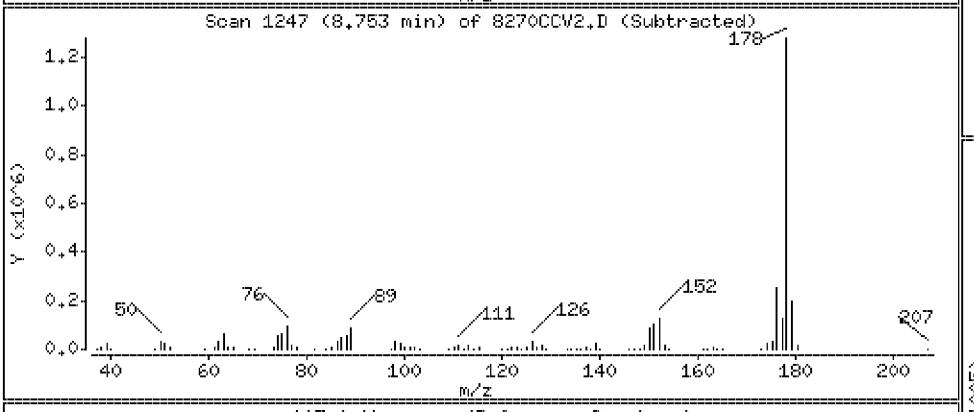

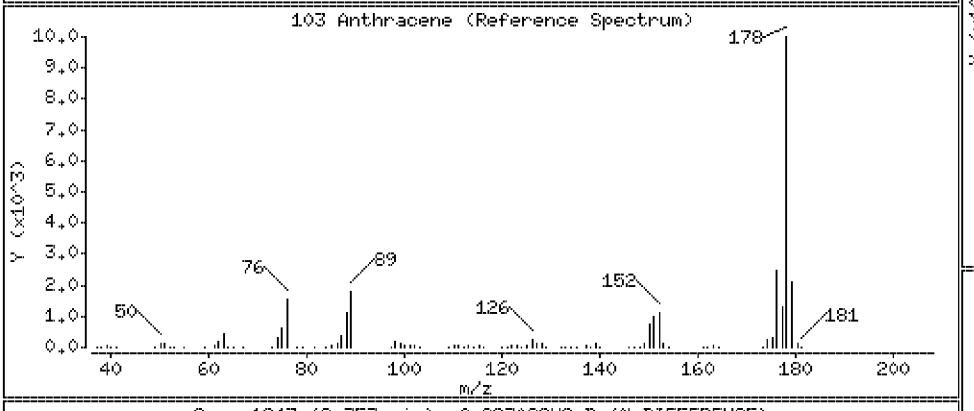

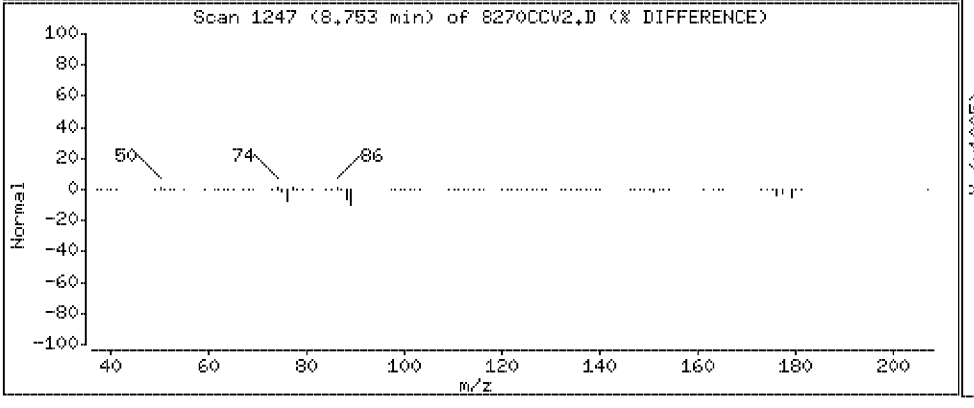

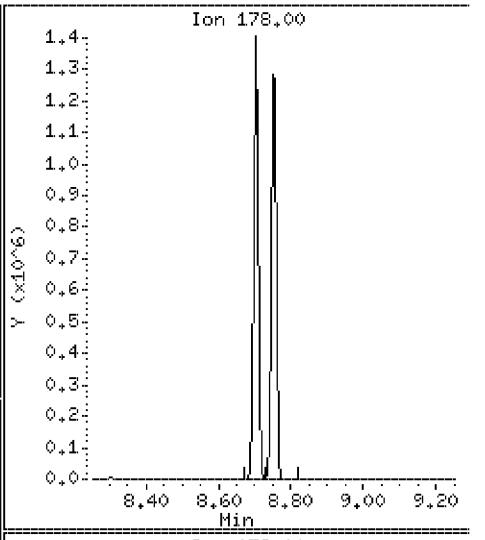

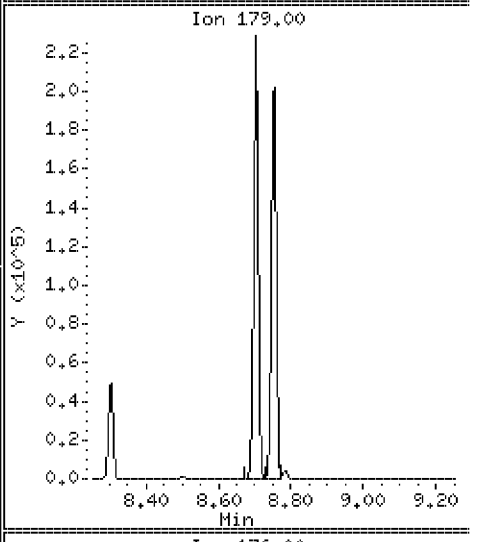

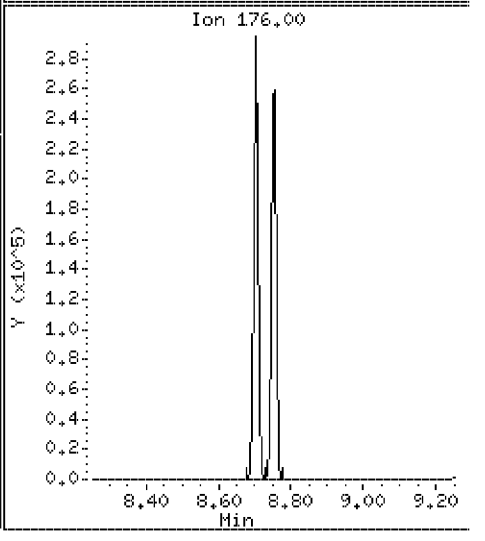

Data File: \\Svecd04\DD\chem\smsd03.i\S3050312.b\8270CCV2.D

Date : 03-MAY-2012 12:03

Client ID: 8270CCV2

Instrument: smsd03.i

Sample Info: 45924

Purge Volume: 1000.0

Operator: PEL

Column phase: HPMS-5

Column diameter: 0.25

104 Carbazole

Concentration: 44.4 ug/l

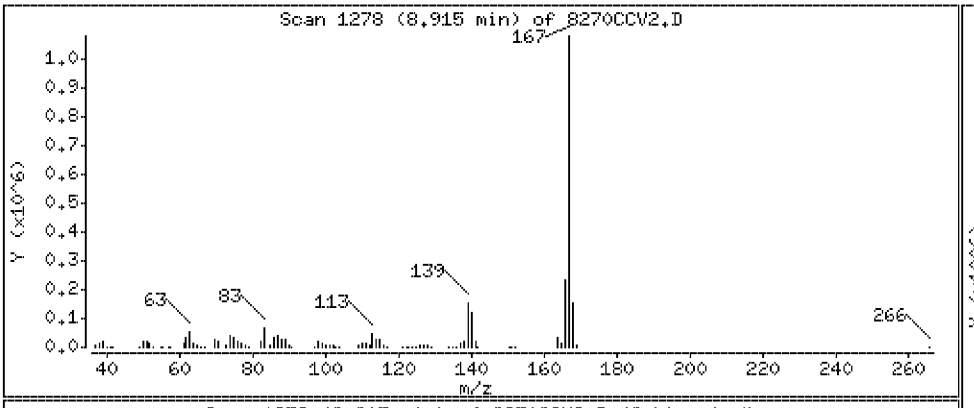

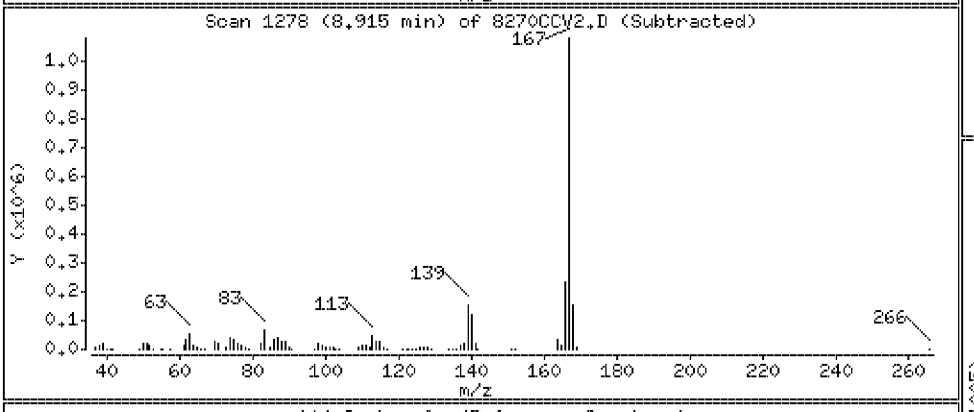

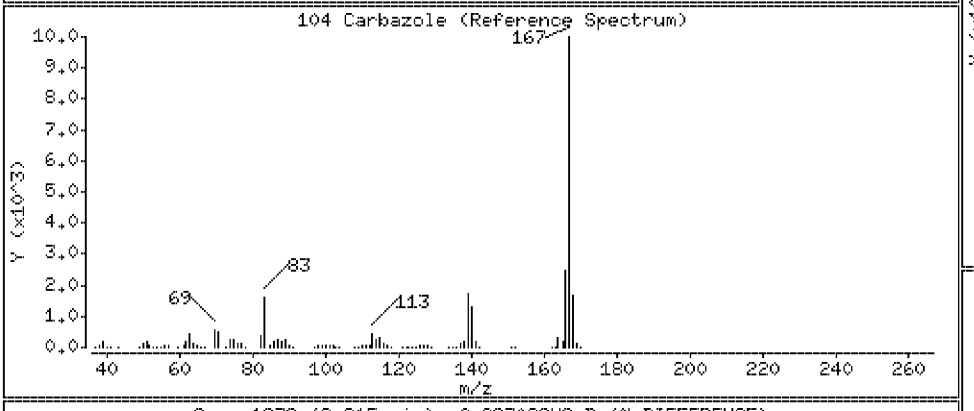

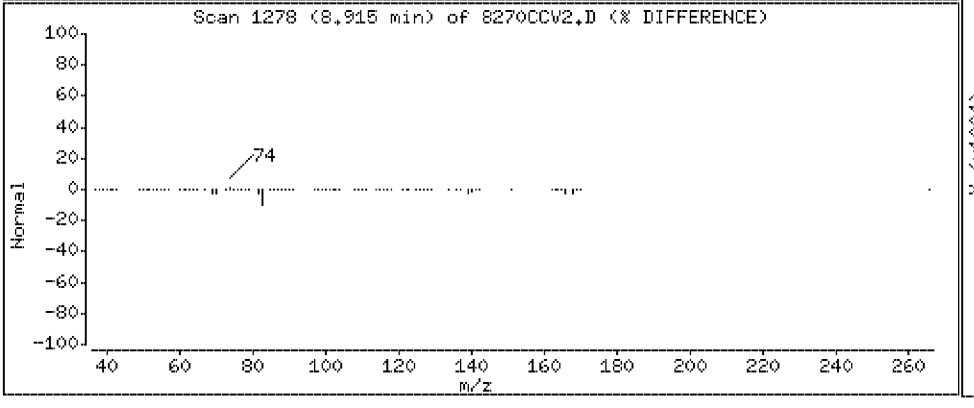

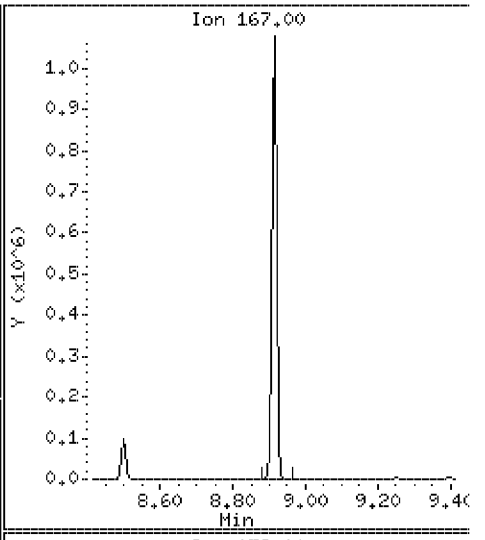

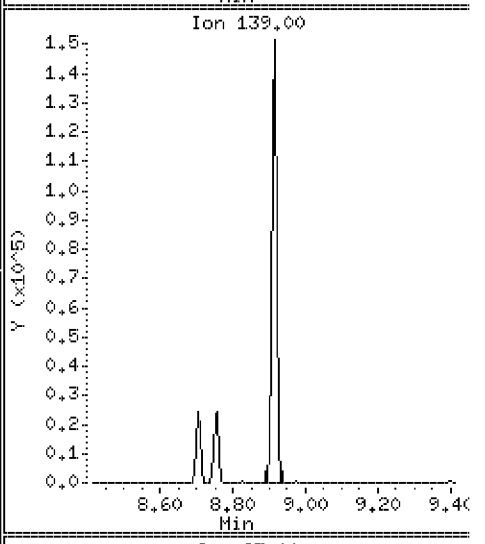

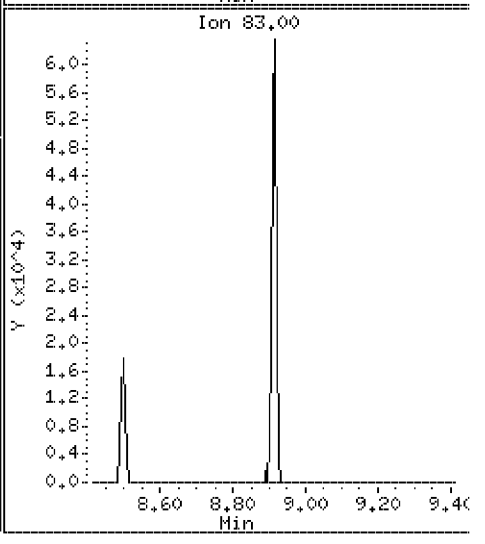

Data File: \\Svecd04\DD\chem\smsd03.i\S3050312.b\8270CCV2.D

Date : 03-MAY-2012 12:03

Client ID: 8270CCV2

Instrument: smsd03.i

Sample Info: 45924

Purge Volume: 1000.0

Operator: PEL

Column phase: HPMS-5

Column diameter: 0.25

105 Di-n-butylphthalate

Concentration: 48.2 ug/l

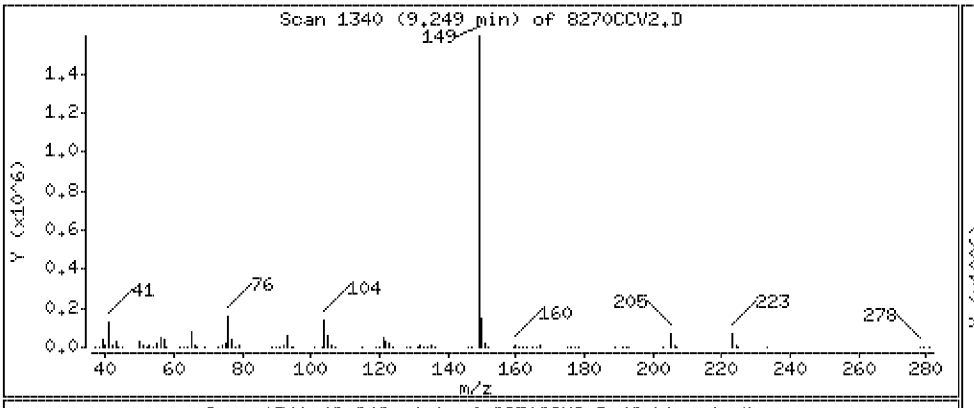

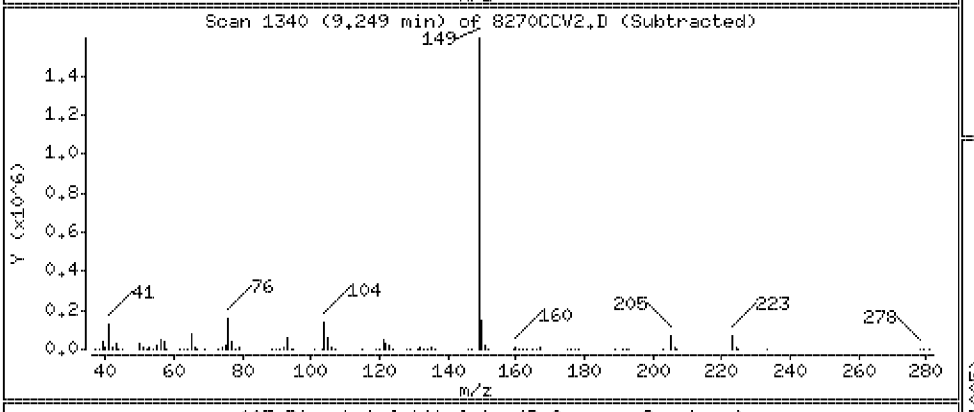

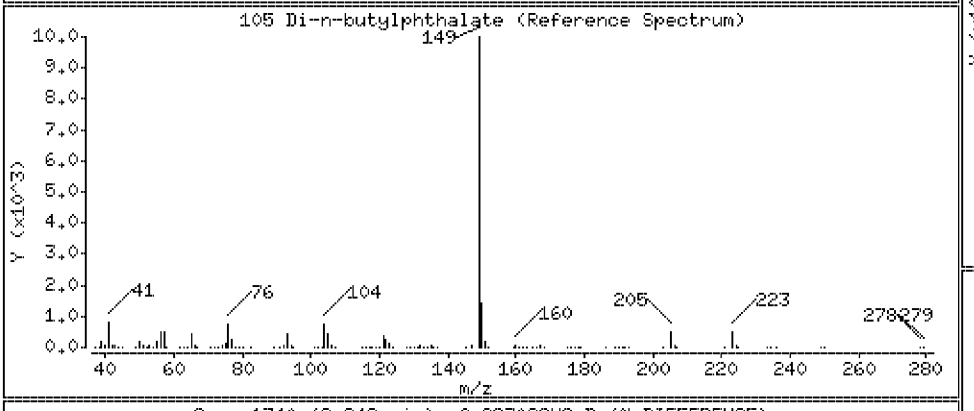

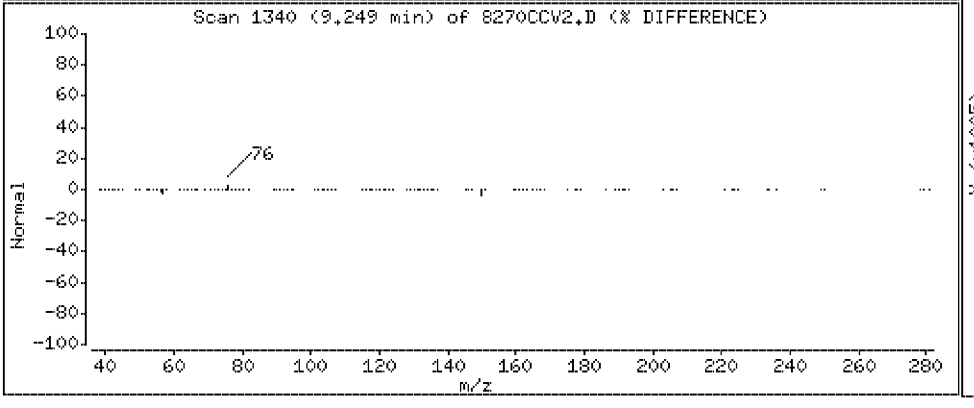

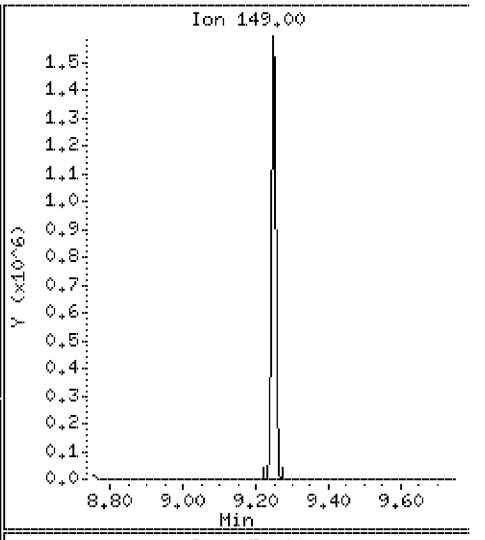

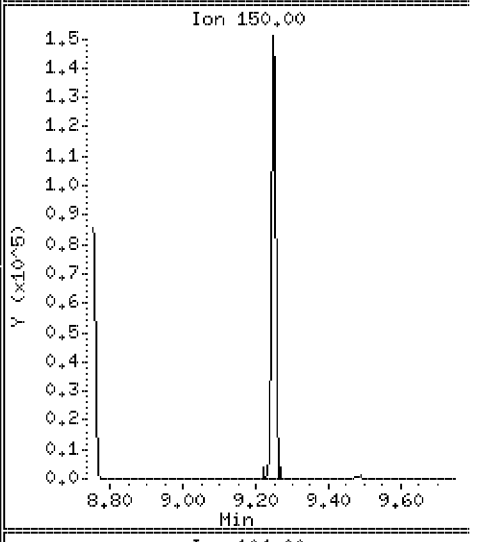

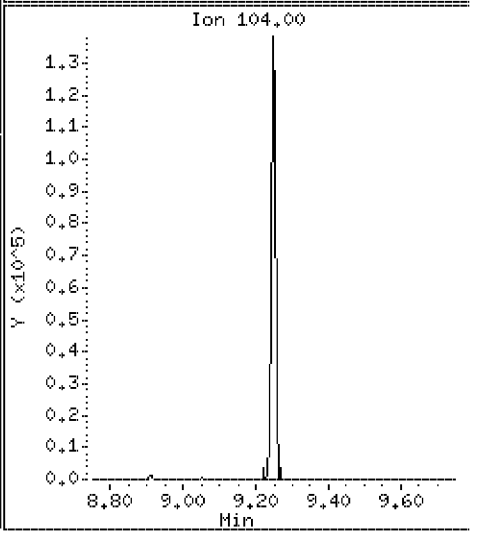

Data File: \\Svecd04\DD\chem\smsd03.i\S3050312.b\8270CCV2.D

Date : 03-MAY-2012 12:03

Client ID: 8270CCV2 Instrument: smsd03.i

Sample Info: 45924

Purge Volume: 1000.0 Operator: PEL

Column phase: HPMS-5 Column diameter: 0.25

109 Fluoranthene Concentration: 47.7 ug/l

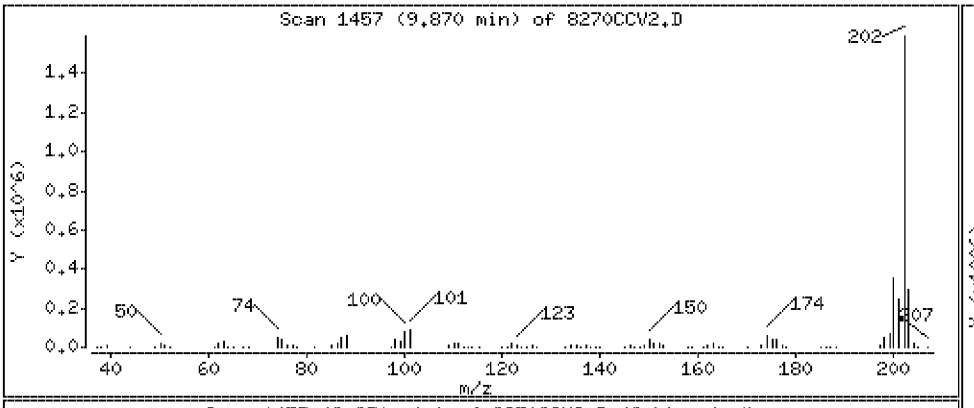

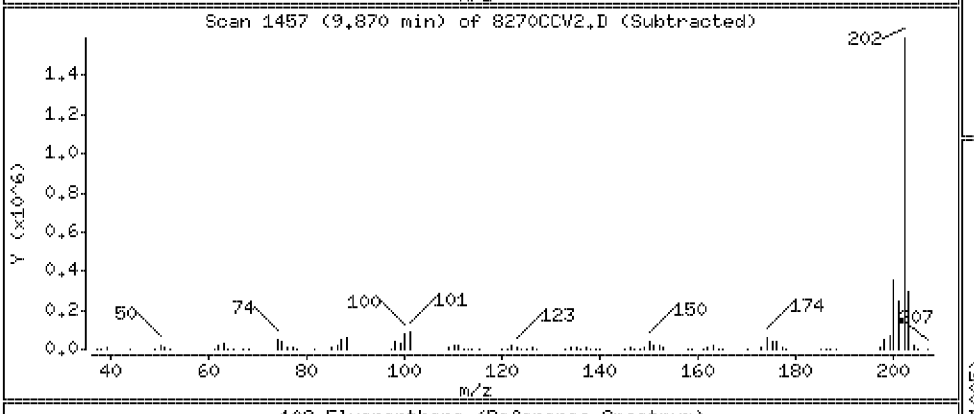

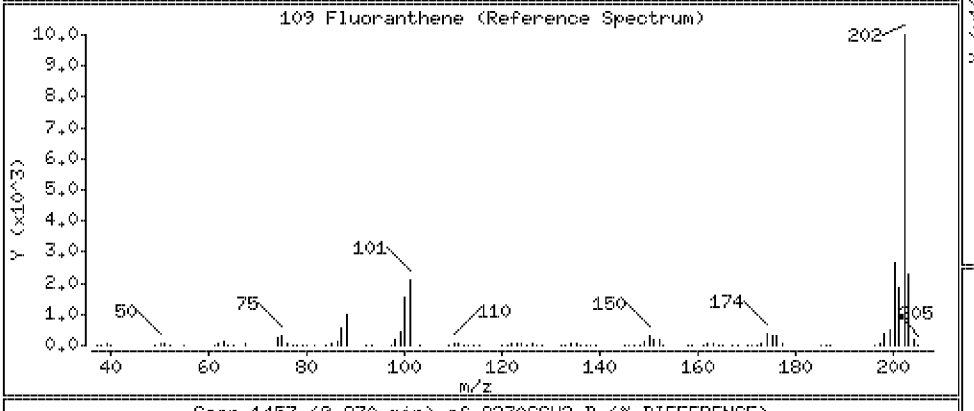

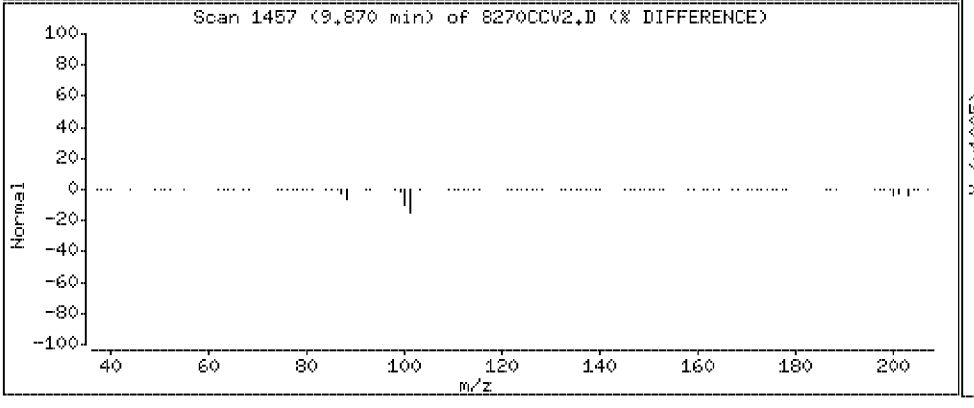

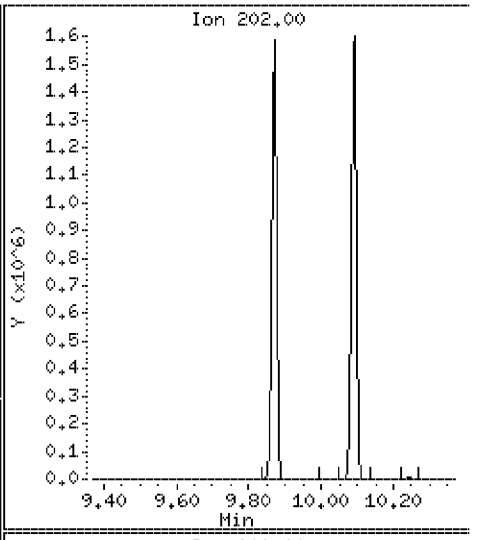

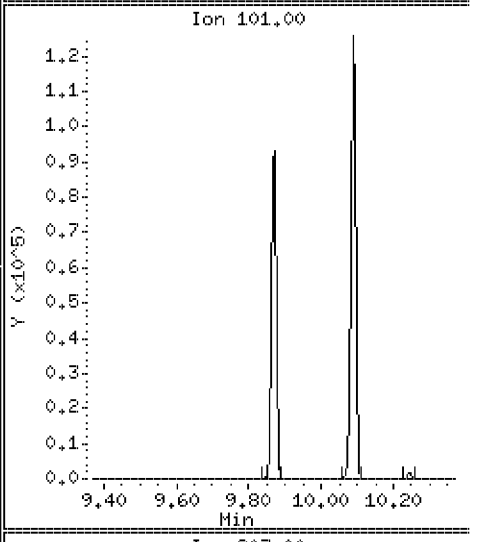

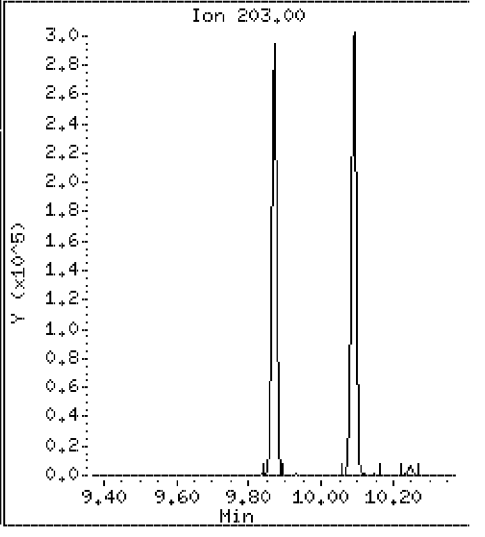

Data File: \\Svecd04\DD\chem\smsd03.i\S3050312.b\8270CCV2.D

Date : 03-MAY-2012 12:03

Client ID: 8270CCV2

Instrument: smsd03.i

Sample Info: 45924

Purge Volume: 1000.0

Operator: PEL

Column phase: HPMS-5

Column diameter: 0.25

111 Pyrene

Concentration: 43.9 ug/l

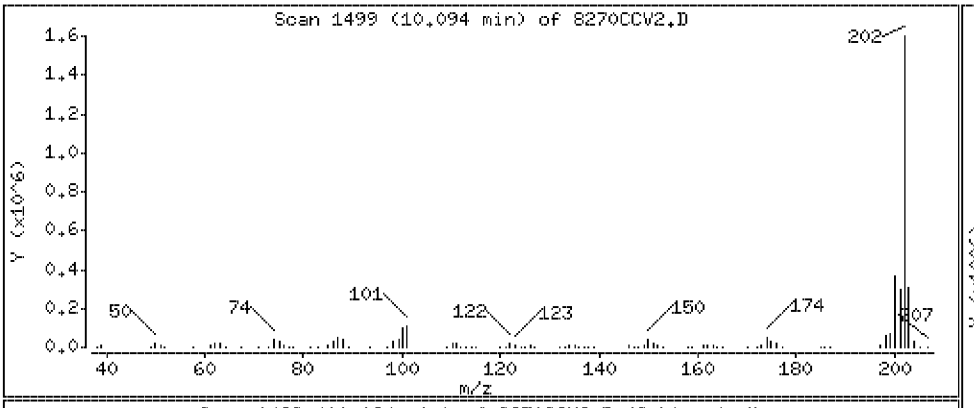

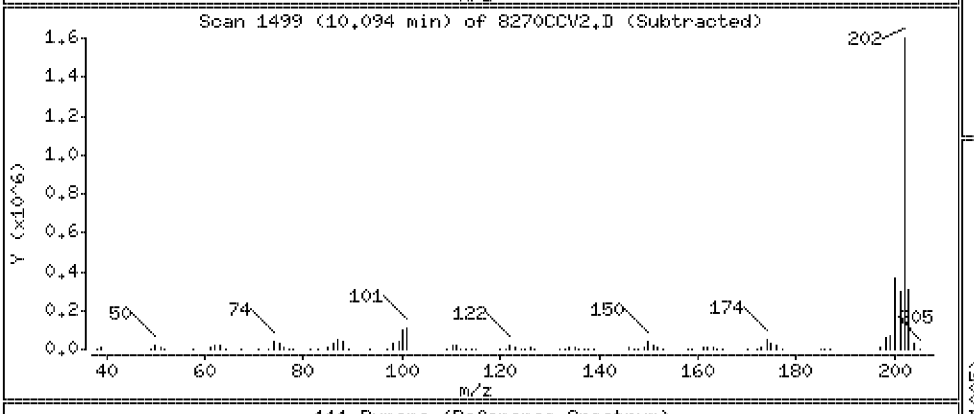

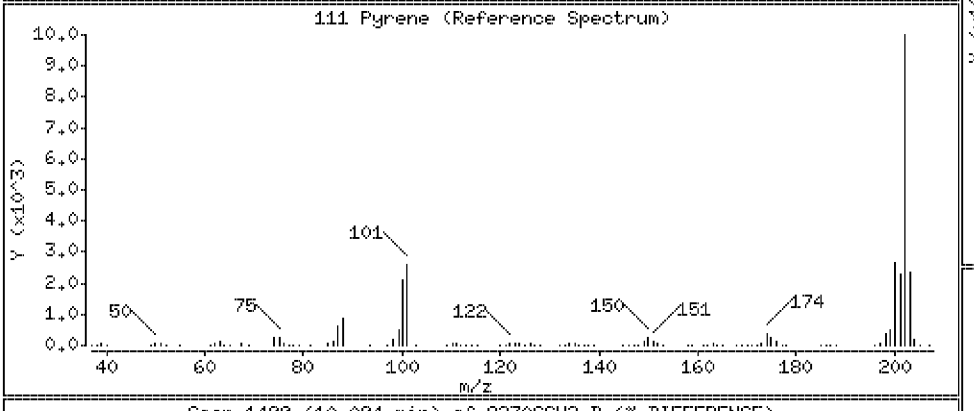

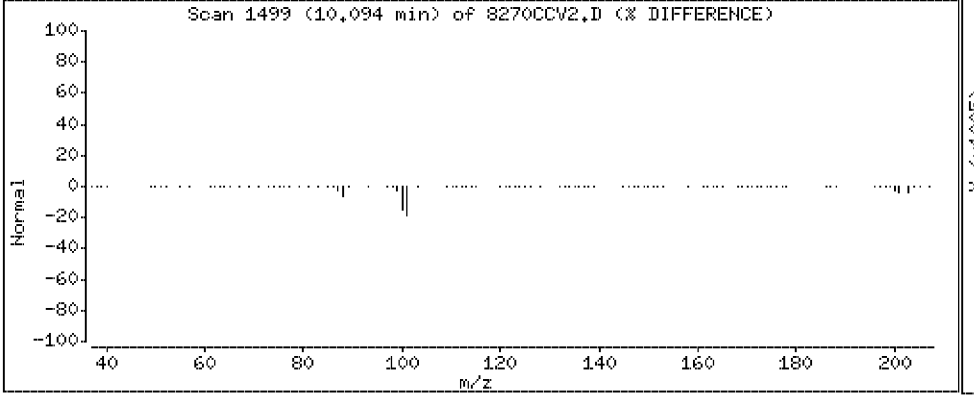

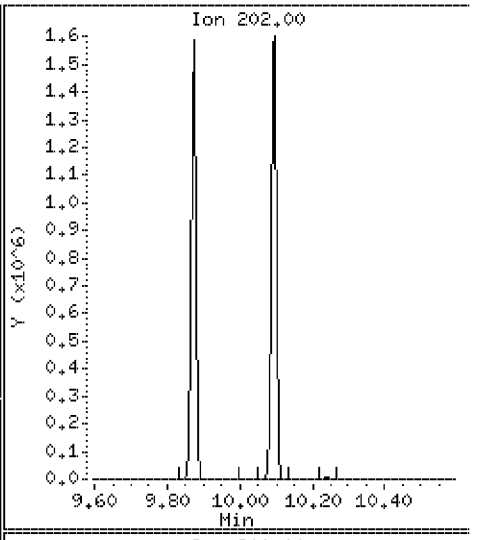

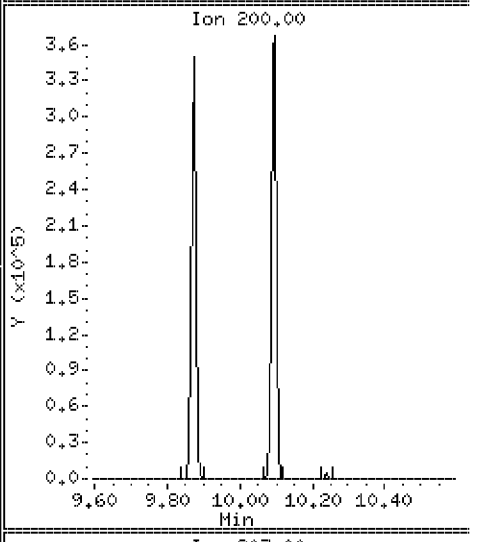

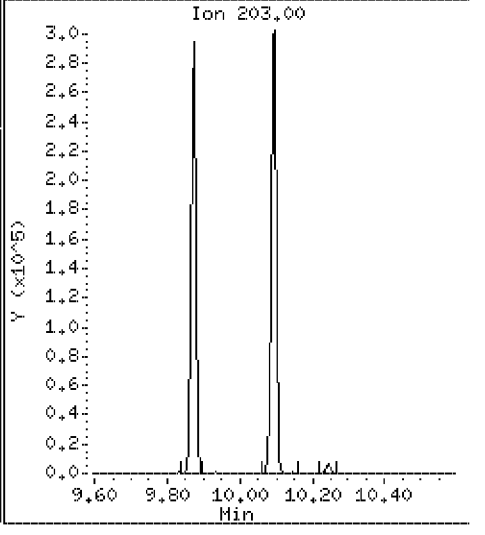

Data File: \\Svecd04\DD\chem\smsd03.i\S3050312.b\8270CCV2.D

Date : 03-MAY-2012 12:03

Client ID: 8270CCV2

Instrument: smsd03.i

Sample Info: 45924

Purge Volume: 1000.0

Operator: PEL

Column phase: HPMS-5

Column diameter: 0.25

118 Butylbenzylphthalate

Concentration: 41.7 ug/l

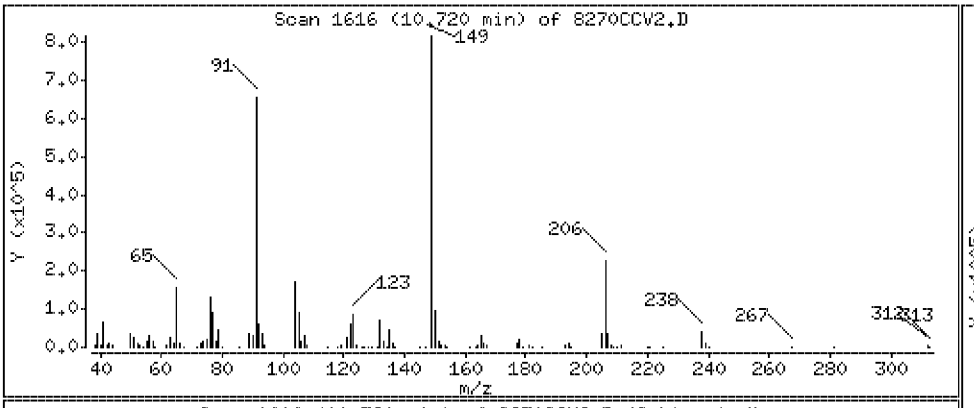

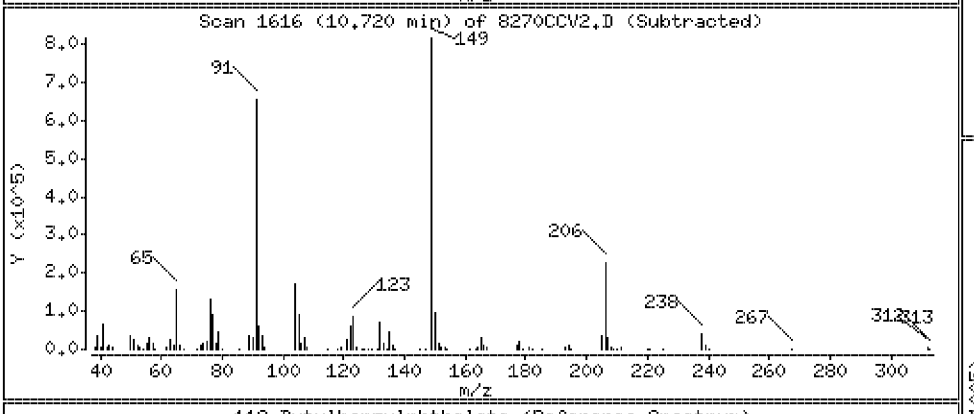

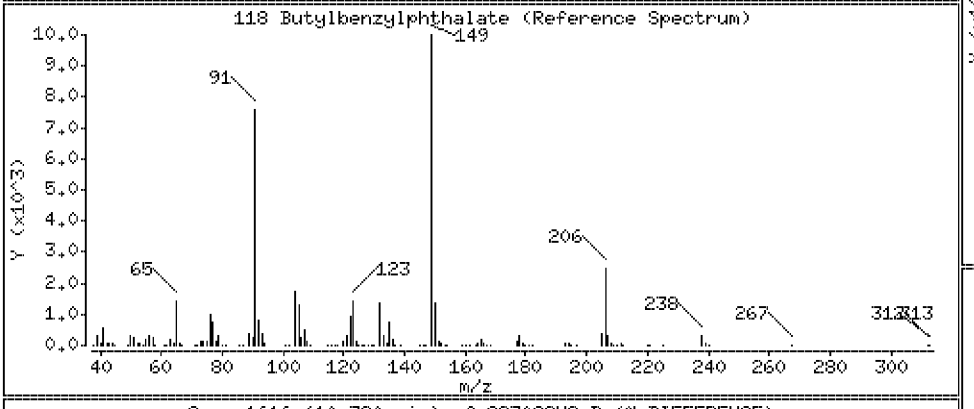

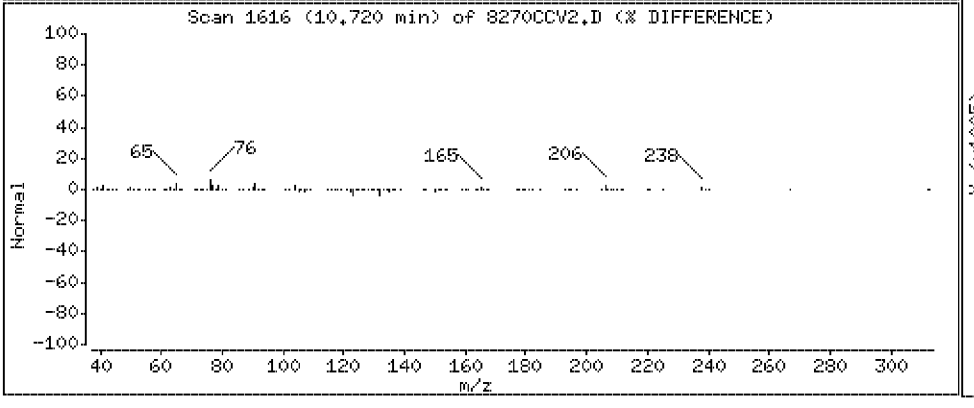

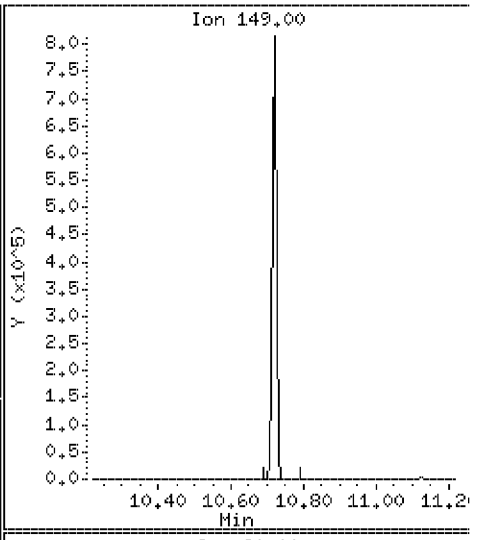

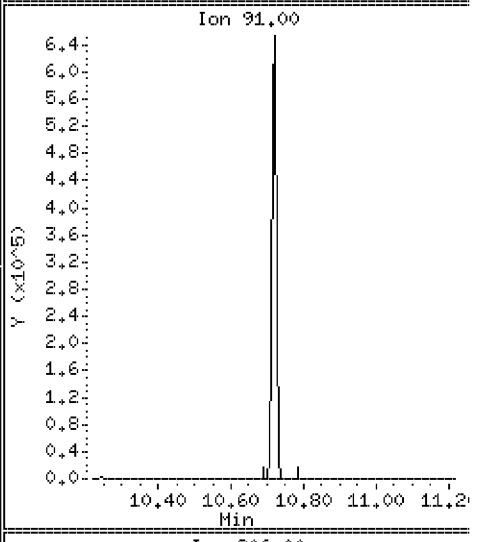

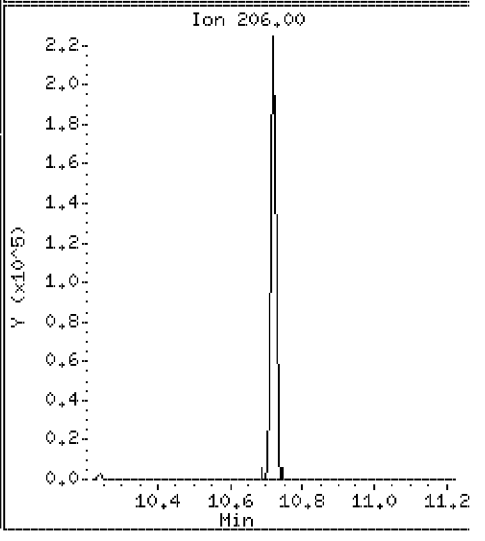

Data File: \\Svecd04\DD\chem\smsd03.i\S3050312.b\8270CCV2.D

Date : 03-MAY-2012 12:03

Client ID: 8270CCV2

Instrument: smsd03.i

Sample Info: 45924

Purge Volume: 1000.0

Operator: PEL

Column phase: HPMS-5

Column diameter: 0.25

120 Benzo[a]anthracene

Concentration: 44.1 ug/l

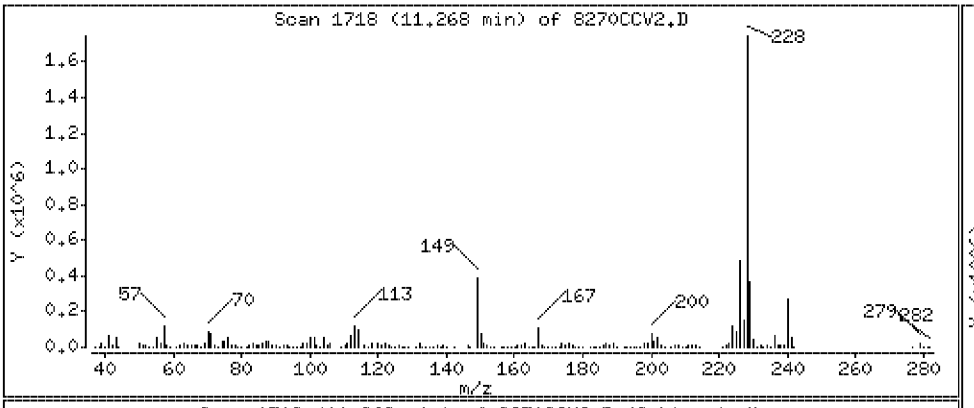

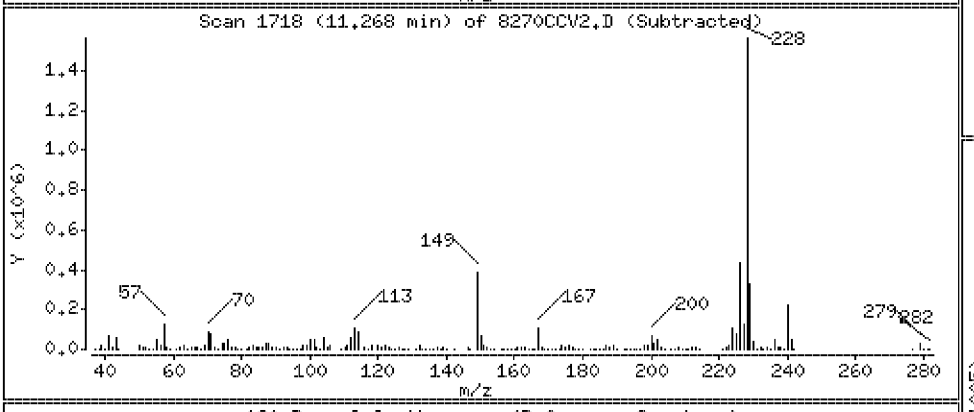

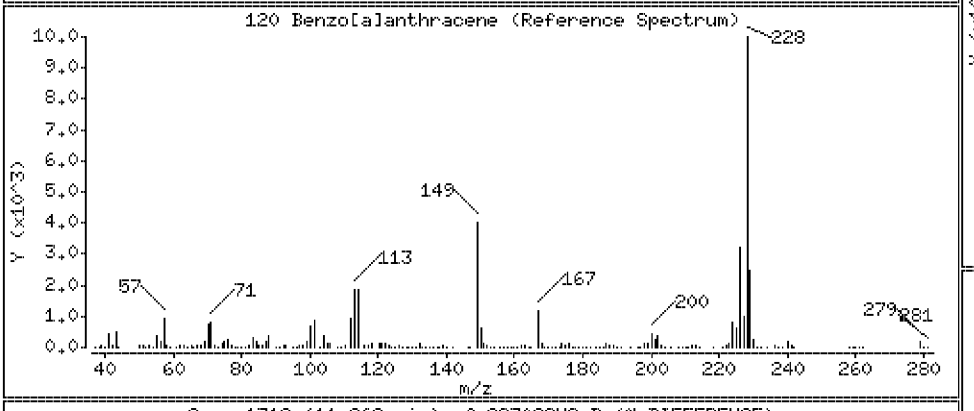

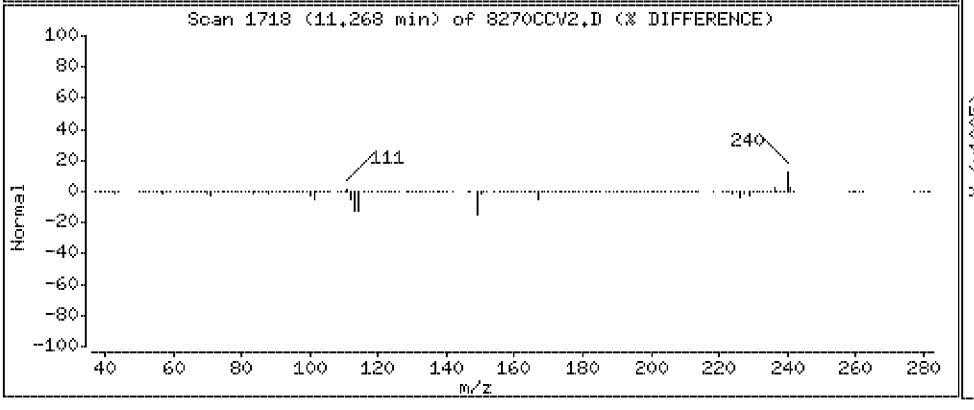

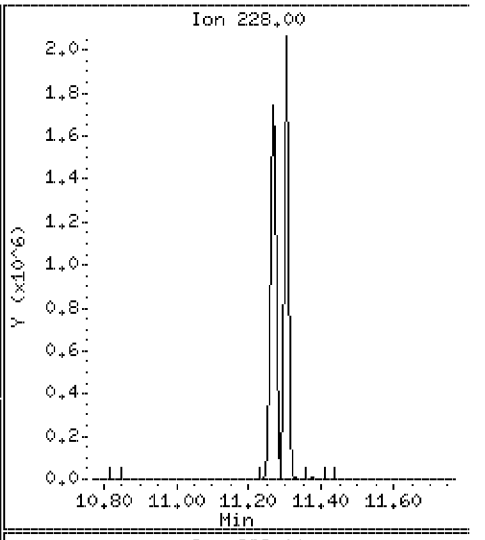

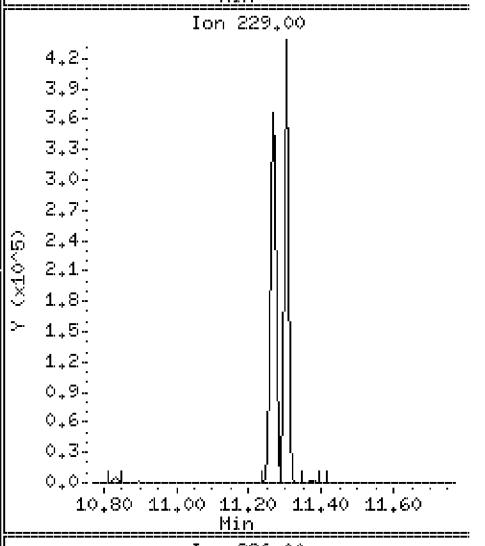

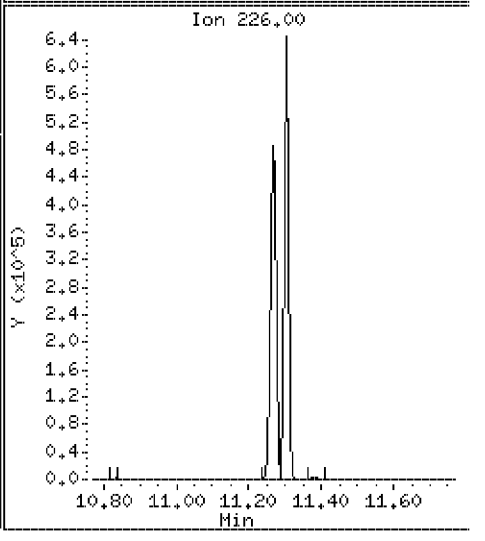

Data File: \\Svecd04\DD\chem\smsd03.i\S3050312.b\8270CCV2.D

Date : 03-MAY-2012 12:03

Client ID: 8270CCV2 Instrument: smsd03.i

Sample Info: 45924

Purge Volume: 1000.0 Operator: PEL

Column phase: HPMS-5 Column diameter: 0.25

123 Chrysene Concentration: 43.5 ug/l

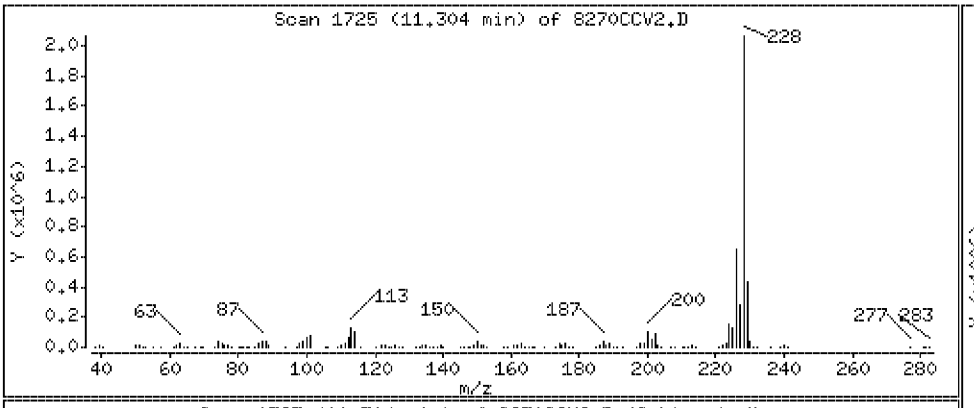

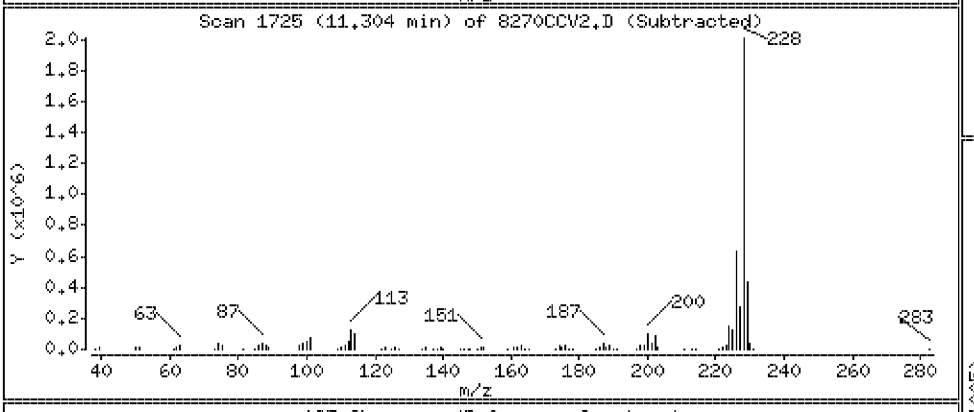

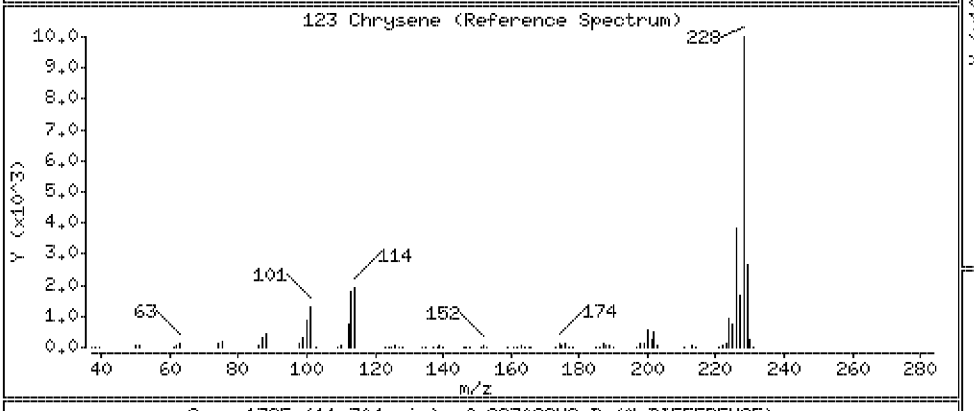

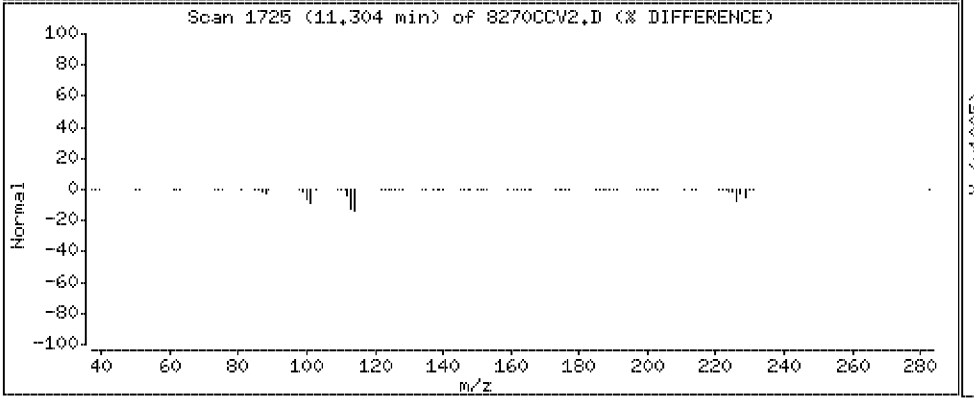

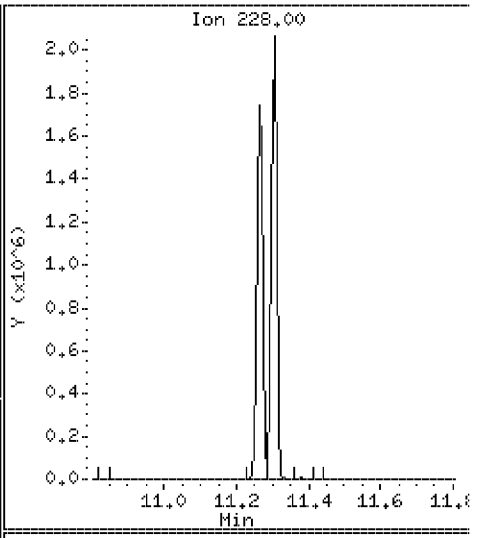

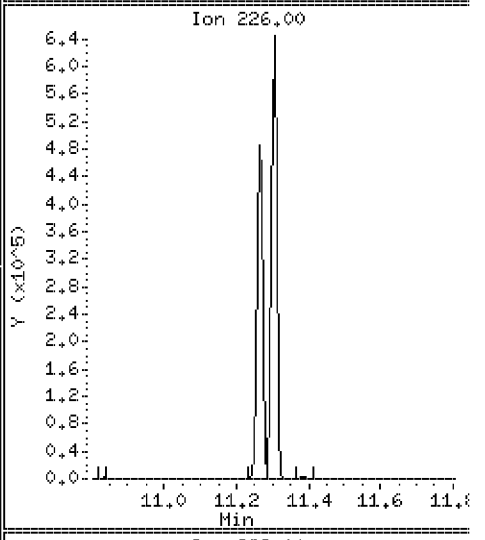

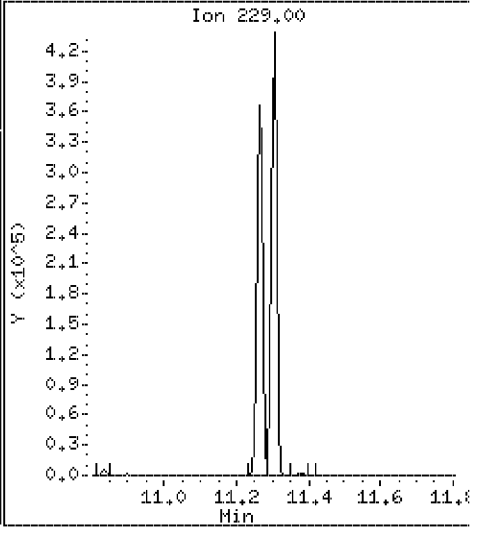

Data File: \\Svecd04\DD\chem\smsd03.i\S3050312.b\8270CCV2.D

Date : 03-MAY-2012 12:03

Client ID: 8270CCV2

Instrument: smsd03.i

Sample Info: 45924

Purge Volume: 1000.0

Operator: PEL

Column phase: HPMS-5

Column diameter: 0.25

124 Bis-2-Ethylhexylphthalate

Concentration: 46.2 ug/l

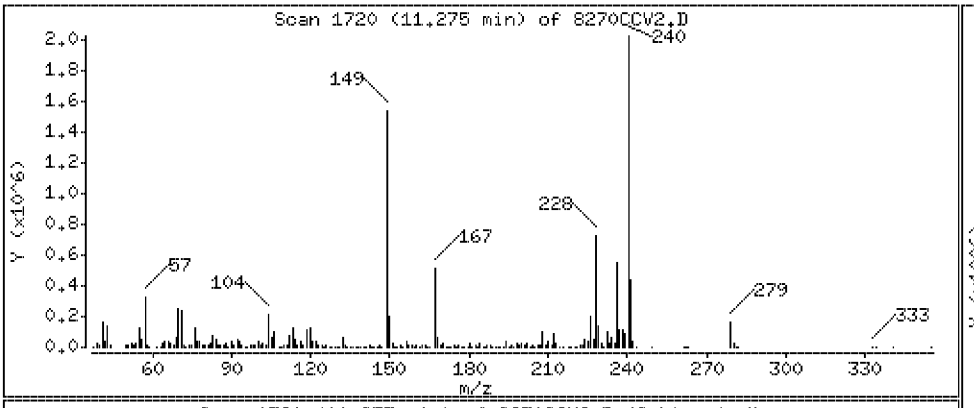

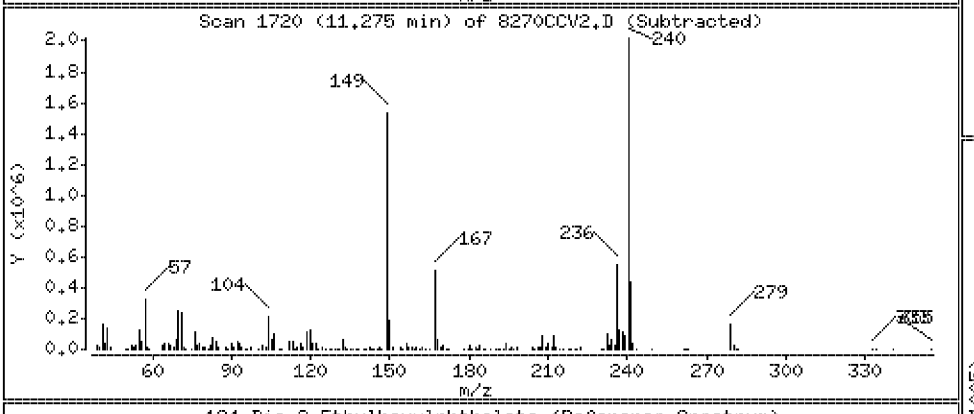

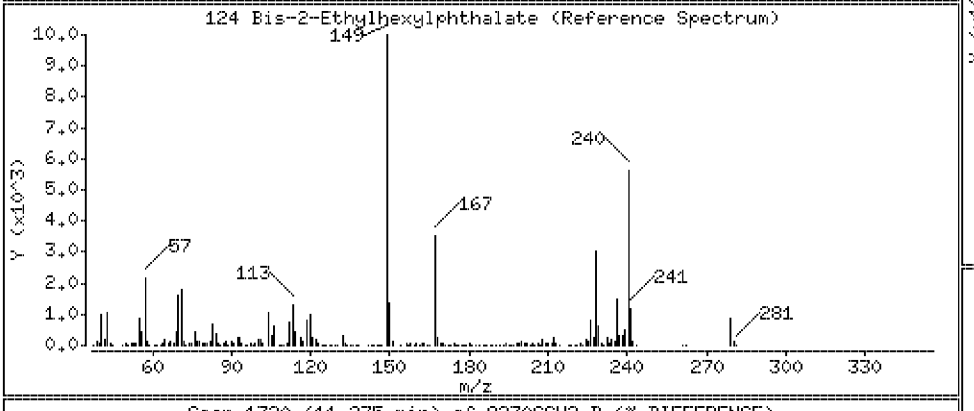

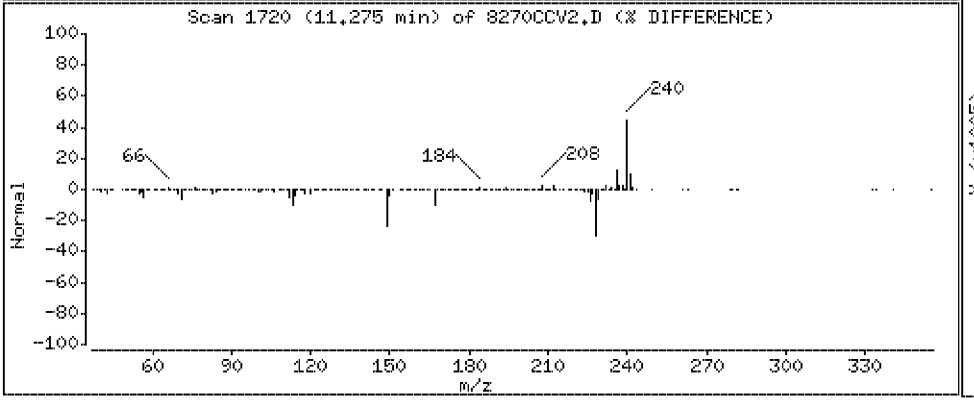

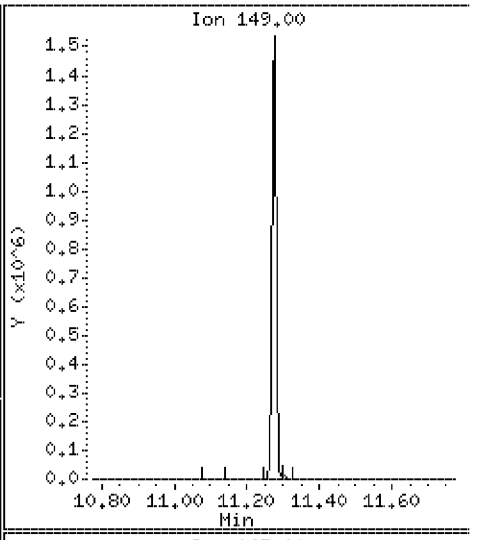

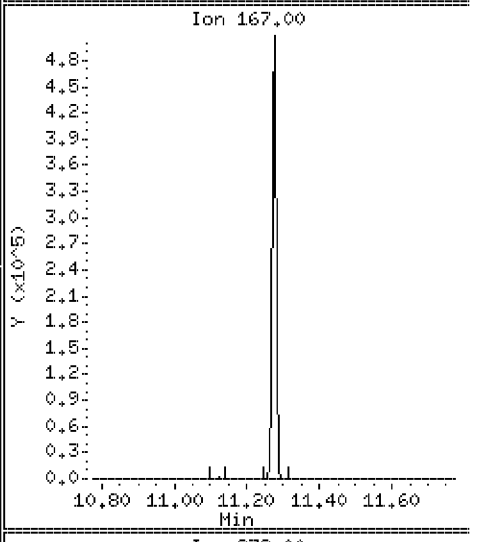

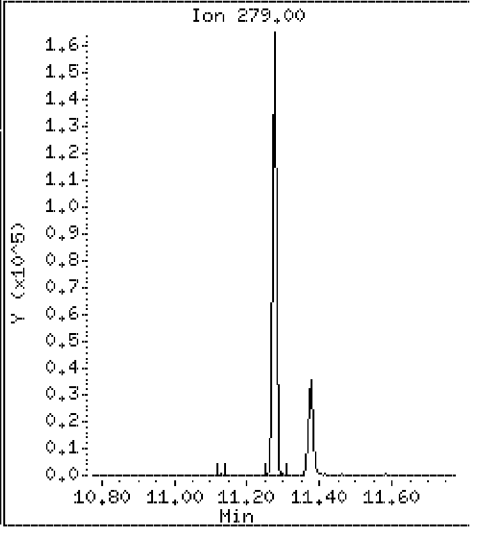

Data File: \\Svecd04\DD\chem\smsd03.i\S3050312.b\8270CCV2.D

Date : 03-MAY-2012 12:03

Client ID: 8270CCV2

Instrument: smsd03.i

Sample Info: 45924

Purge Volume: 1000.0

Operator: PEL

Column phase: HPMS-5

Column diameter: 0.25

125 Di-n-octylphthalate

Concentration: 48.5 ug/l

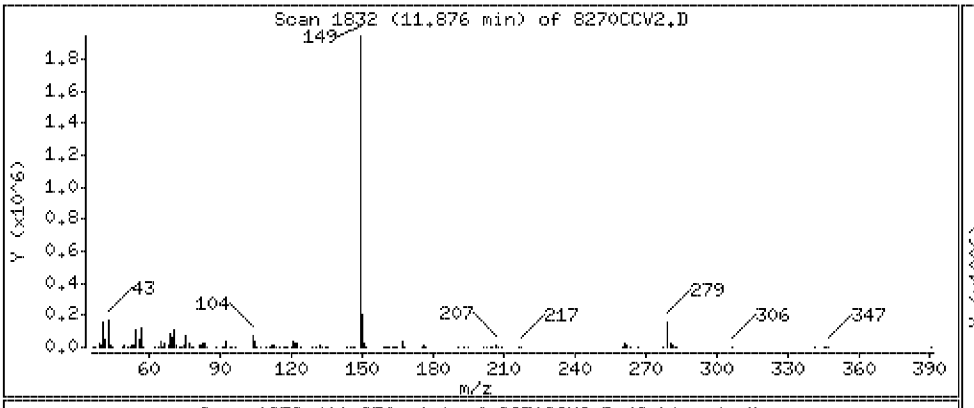

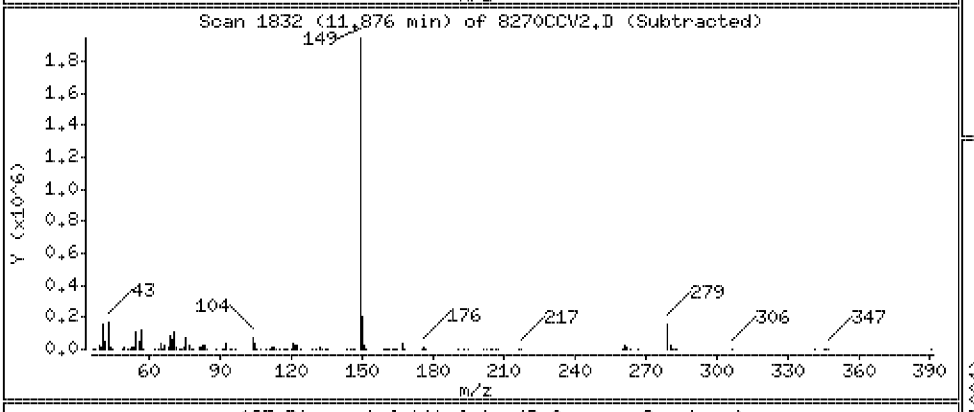

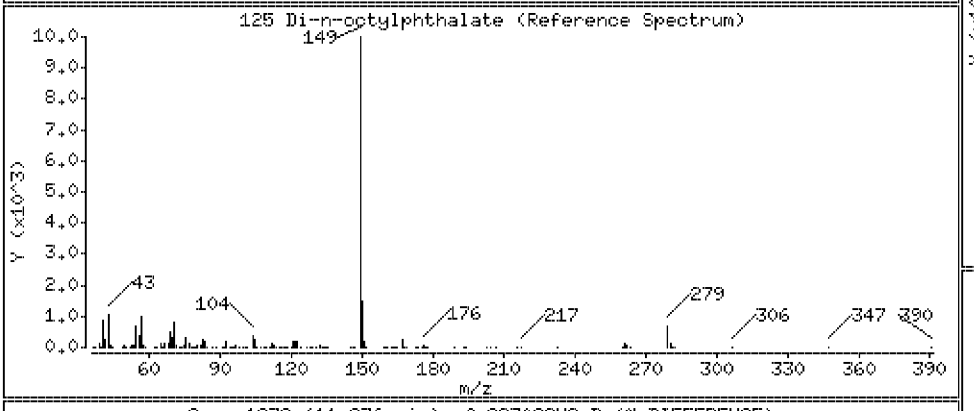

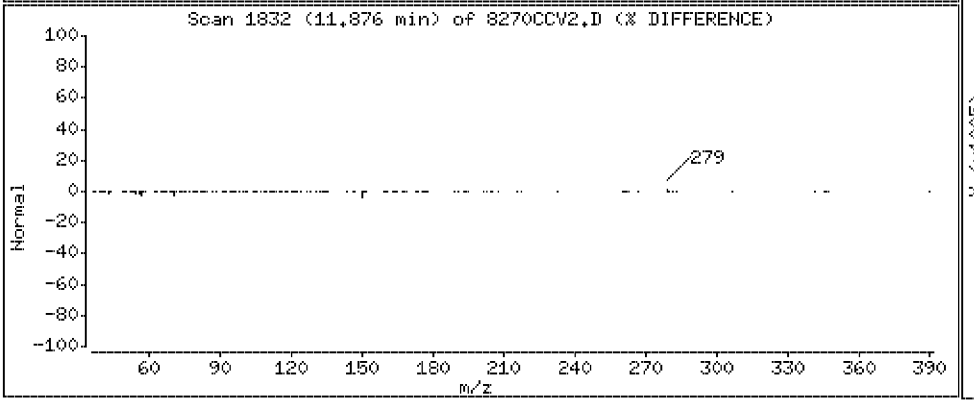

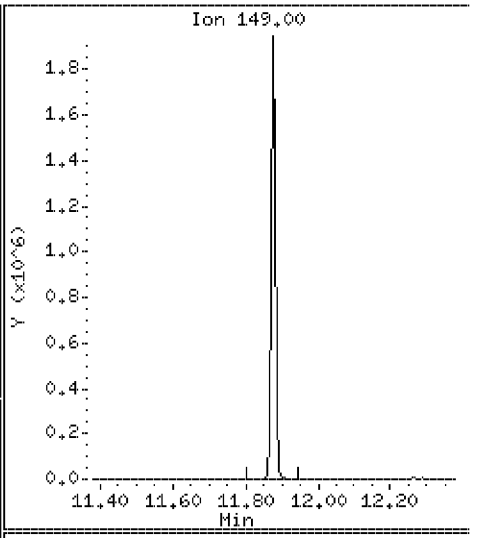

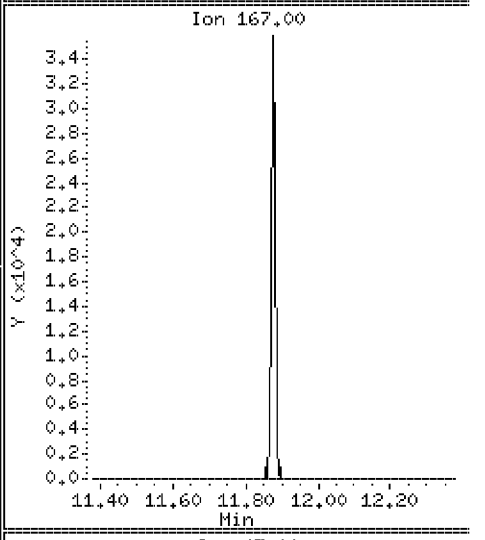

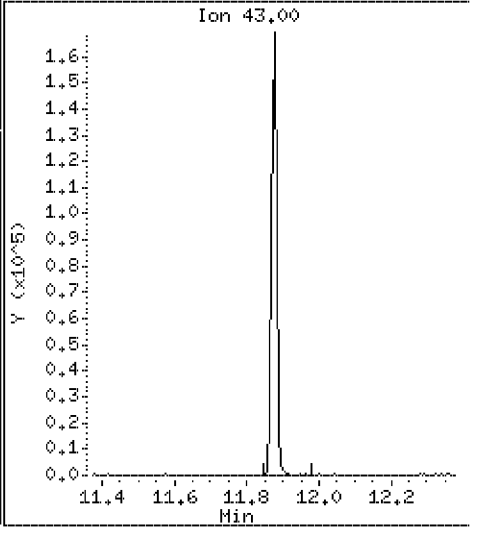

Data File: \\Svecd04\DD\chem\smsd03.i\S3050312.b\8270CCV2.D

Date : 03-MAY-2012 12:03

Client ID: 8270CCV2

Instrument: smsd03.i

Sample Info: 45924

Purge Volume: 1000.0

Operator: PEL

Column phase: HPMS-5

Column diameter: 0.25

127 Benzo[b]fluoranthene

Concentration: 47.9 ug/l

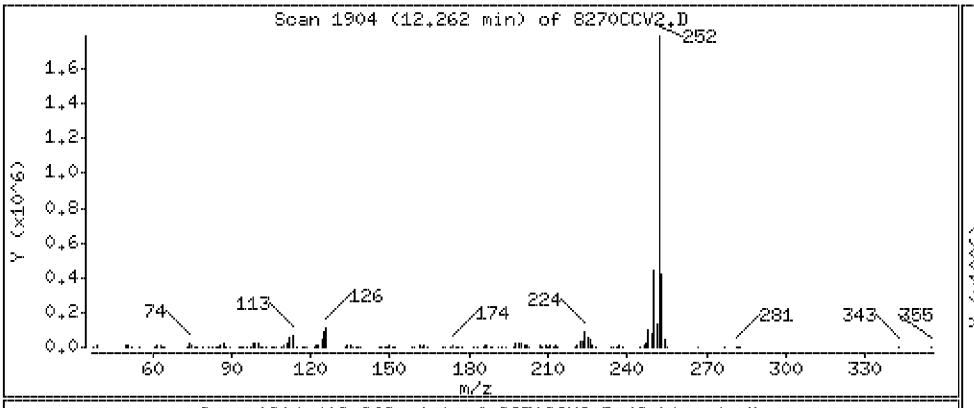

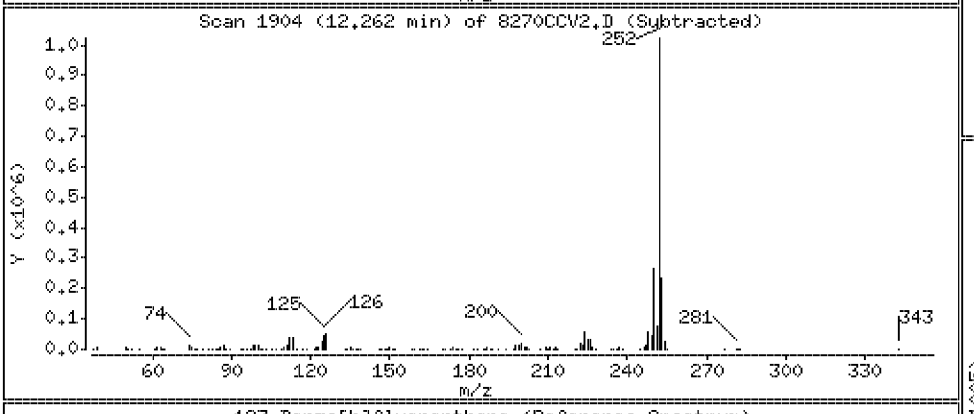

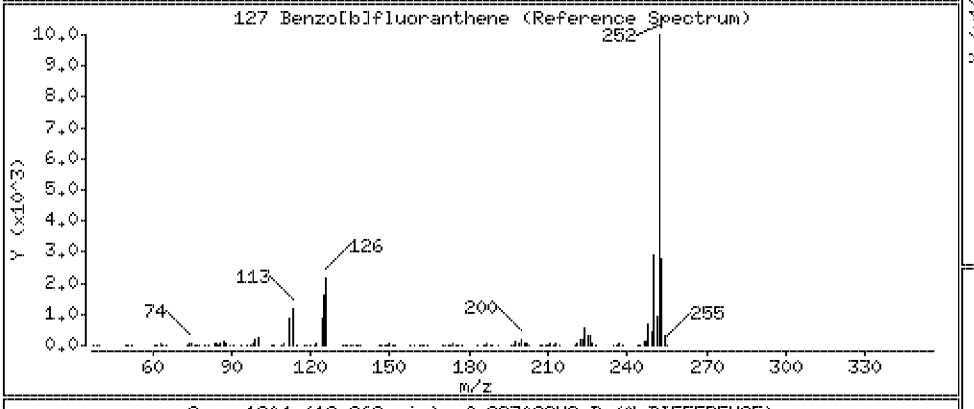

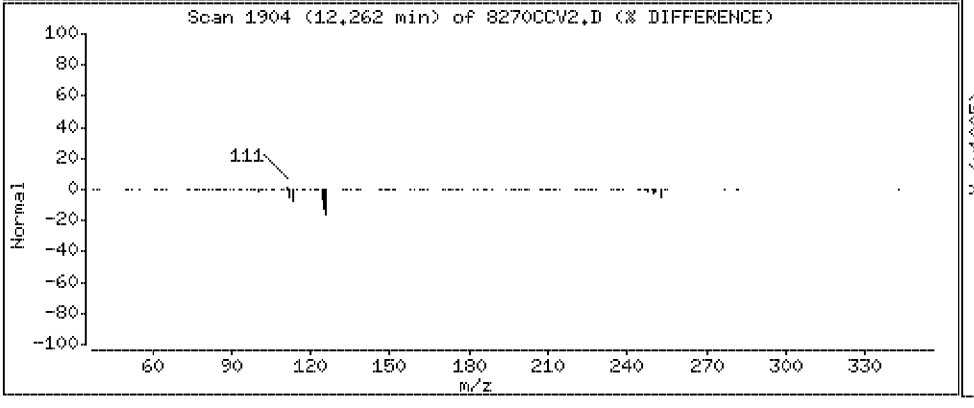

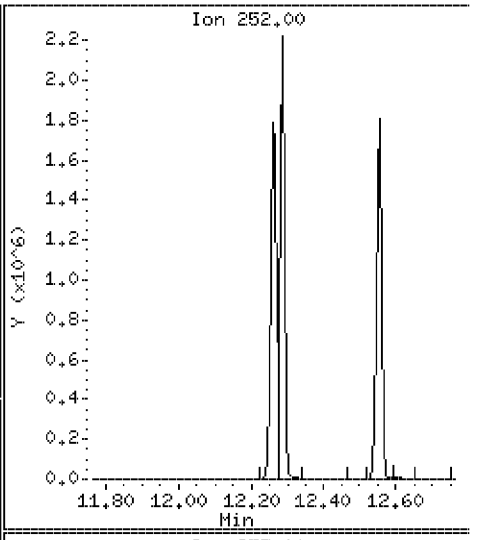

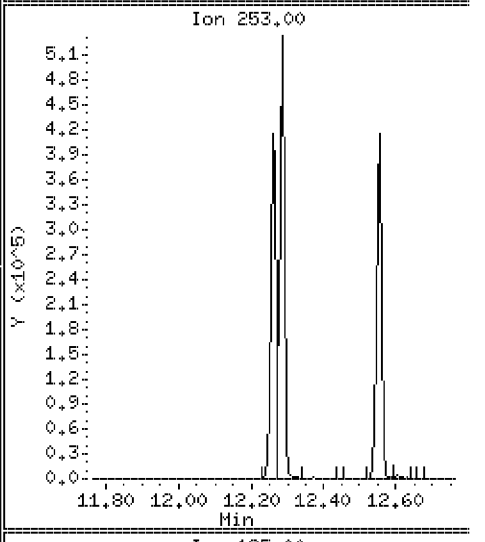

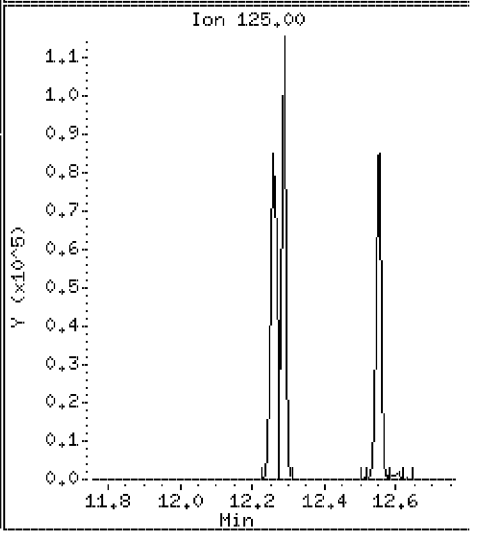

Data File: \\Svecd04\DD\chem\smsd03.i\S3050312.b\8270CCV2.D

Date : 03-MAY-2012 12:03

Client ID: 8270CCV2

Instrument: smsd03.i

Sample Info: 45924

Purge Volume: 1000.0

Operator: PEL

Column phase: HPMS-5

Column diameter: 0.25

128 Benzo[k]fluoranthene

Concentration: 47.1 ug/l

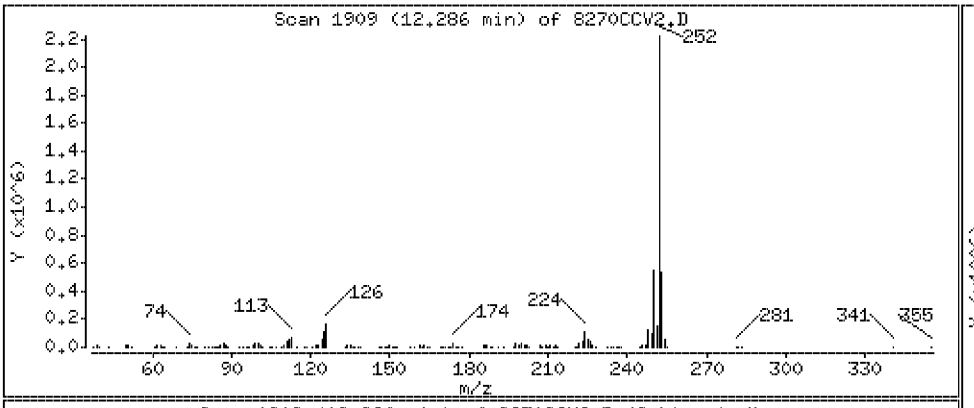

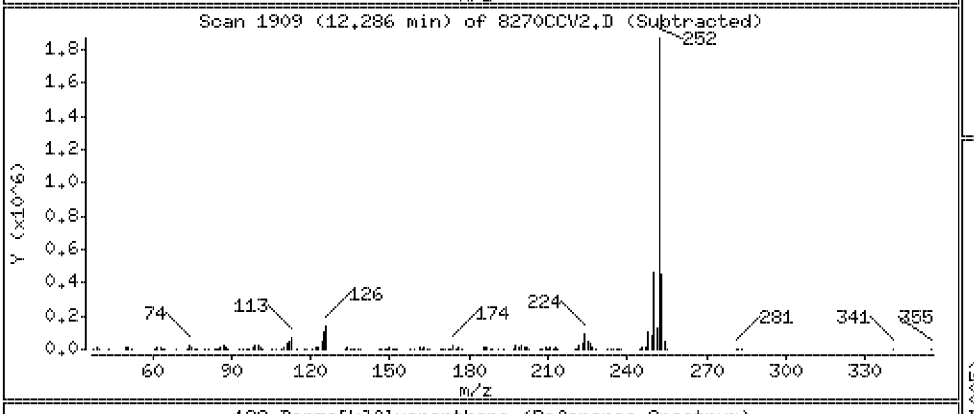

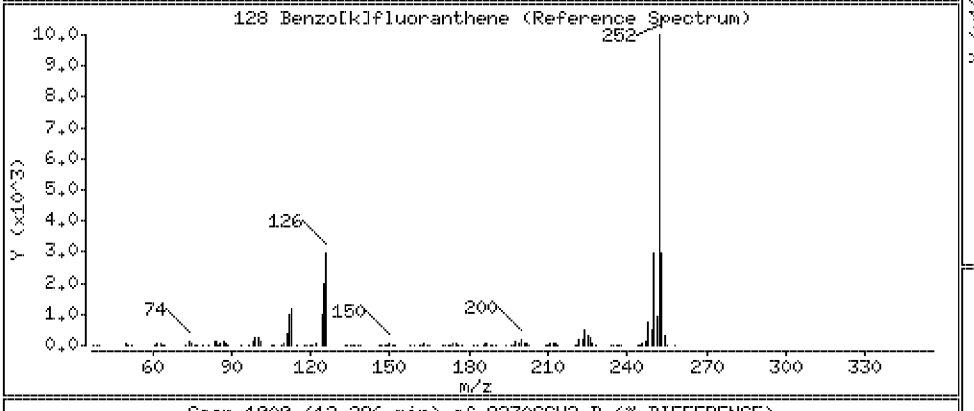

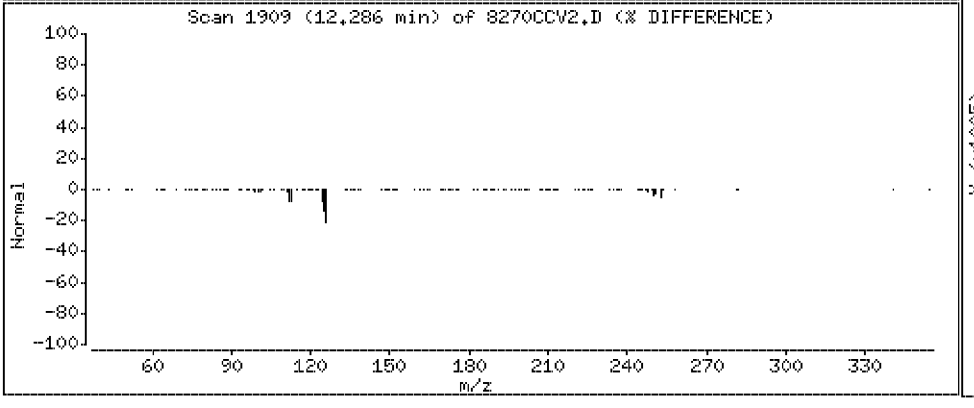

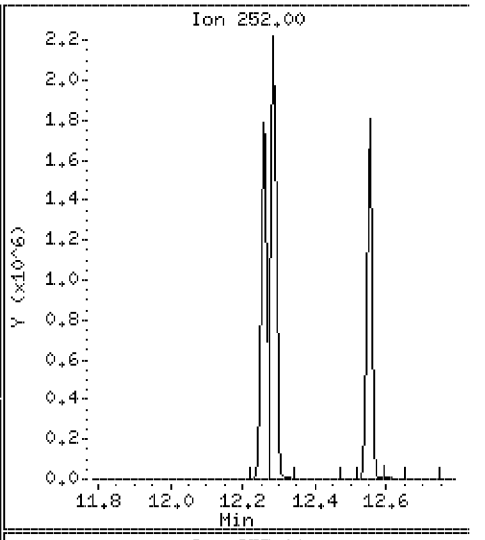

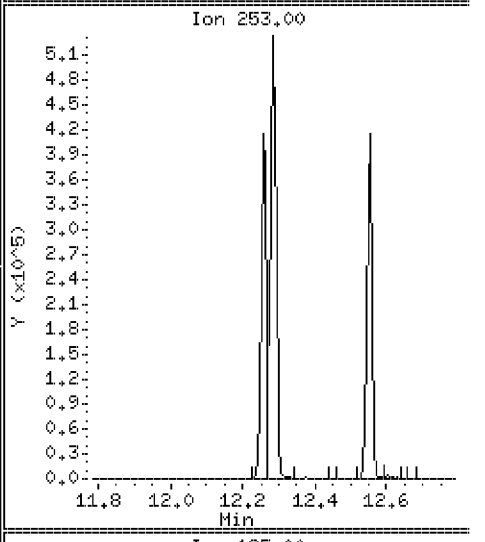

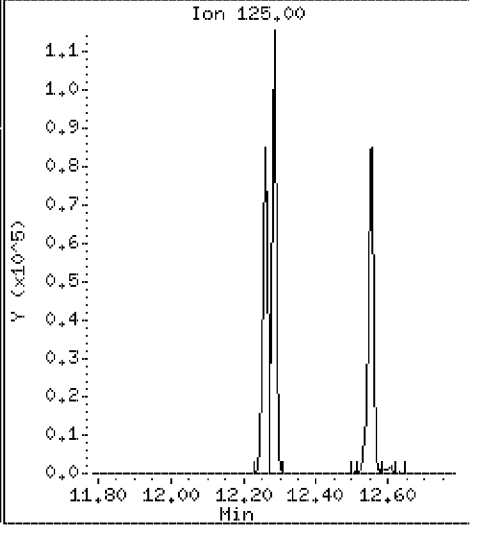

Data File: \\Svecd04\DD\chem\smsd03.i\S3050312.b\8270CCV2.D

Date : 03-MAY-2012 12:03

Client ID: 8270CCV2

Instrument: smsd03.i

Sample Info: 45924

Purge Volume: 1000.0

Operator: PEL

Column phase: HPMS-5

Column diameter: 0.25

129 Benzo[a]pyrene

Concentration: 46.8 ug/l

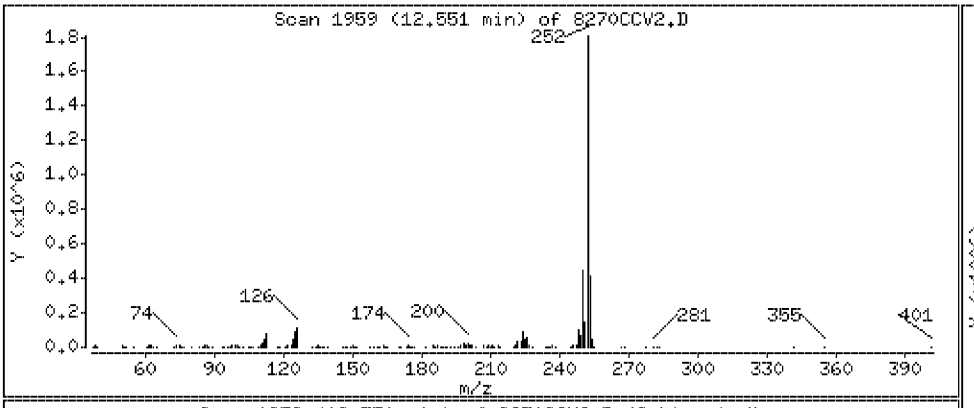

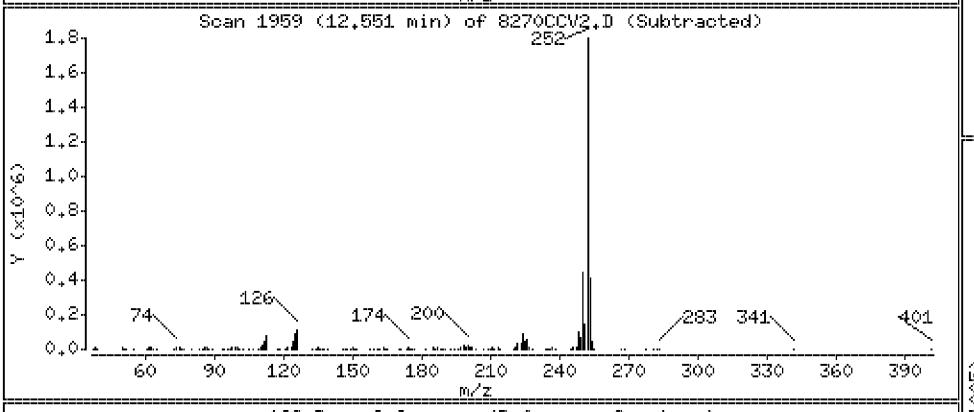

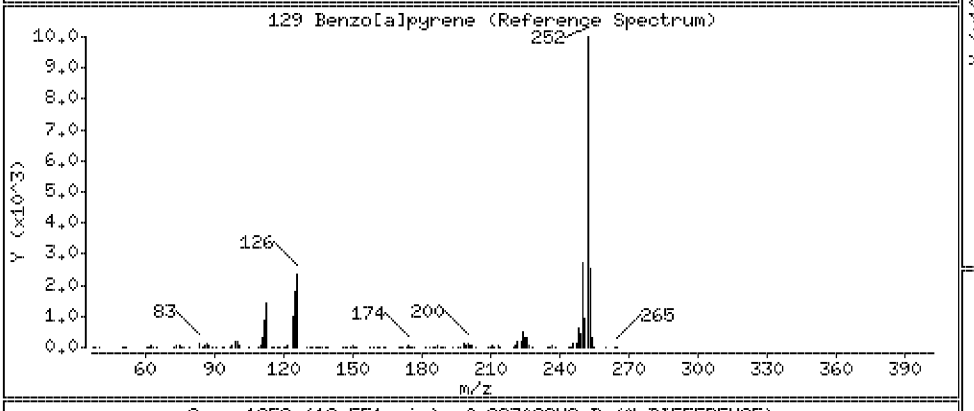

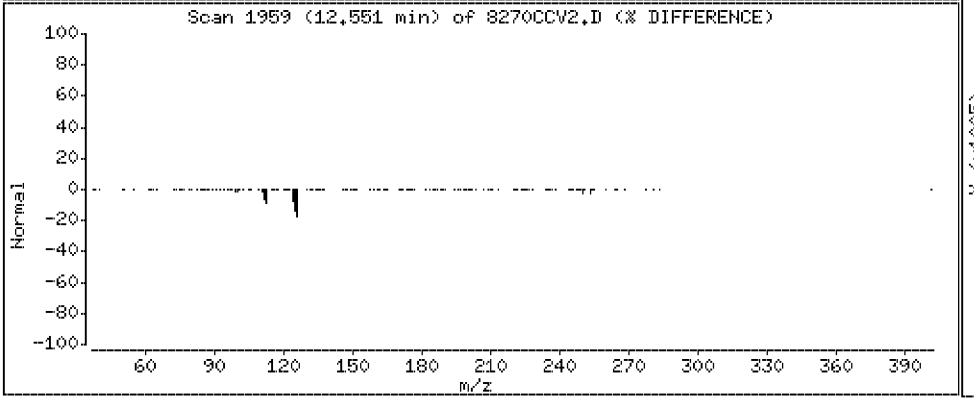

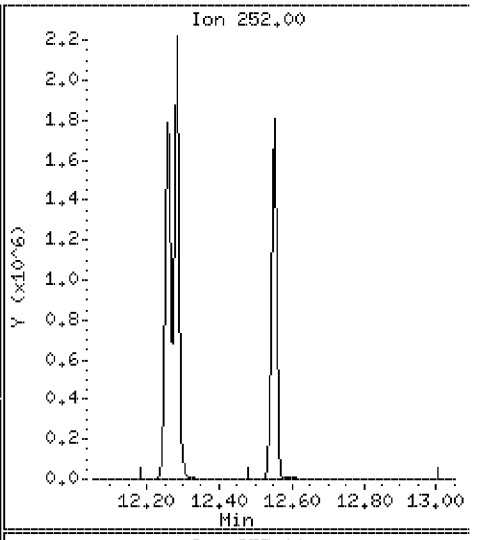

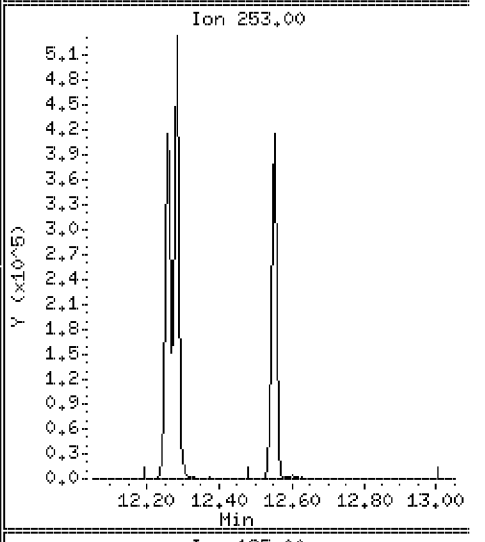

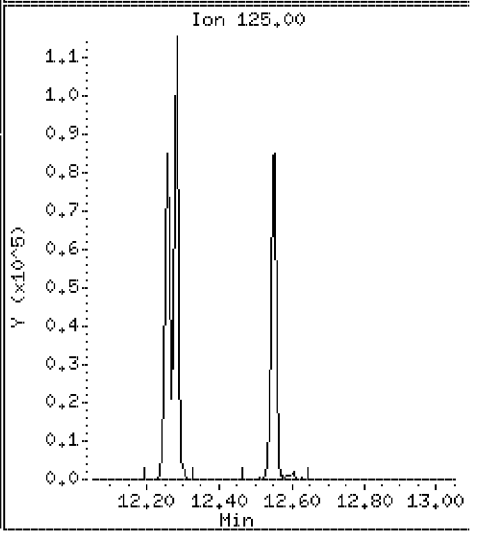

Data File: \\Svecd04\DD\chem\smsd03.i\S3050312.b\8270CCV2.D

Date : 03-MAY-2012 12:03

Client ID: 8270CCV2

Instrument: smsd03.i

Sample Info: 45924

Purge Volume: 1000.0

Operator: PEL

Column phase: HPMS-5

Column diameter: 0.25

133 Indeno[1,2,3-cd]pyrene

Concentration: 48.0 ug/l

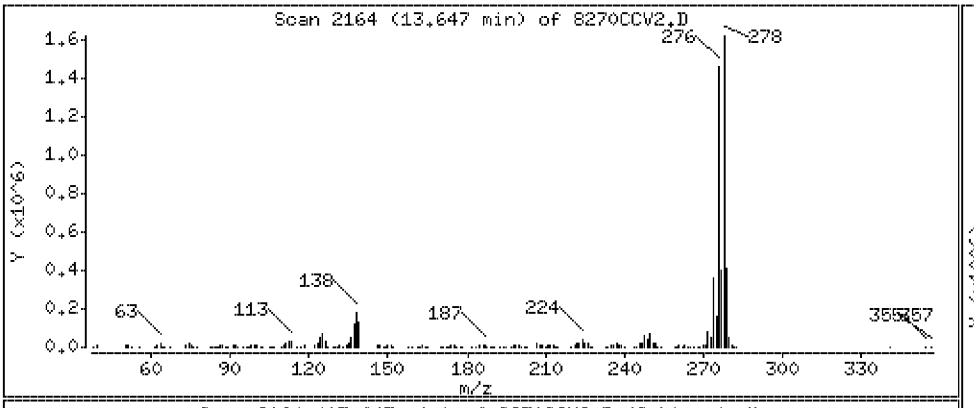

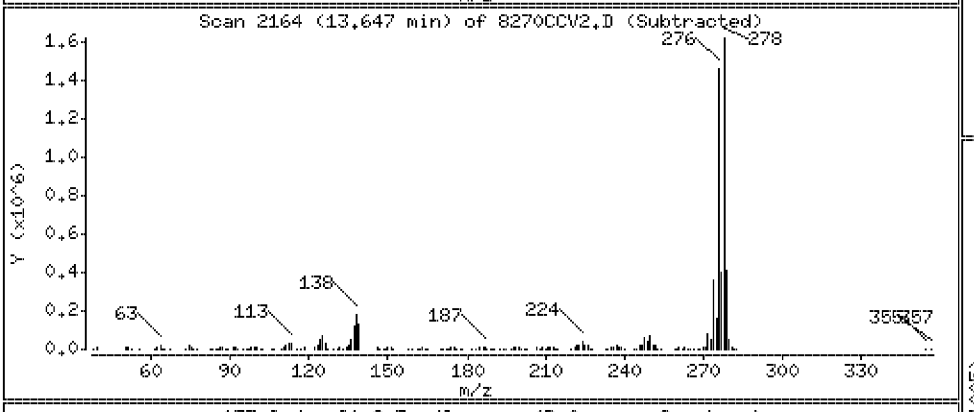

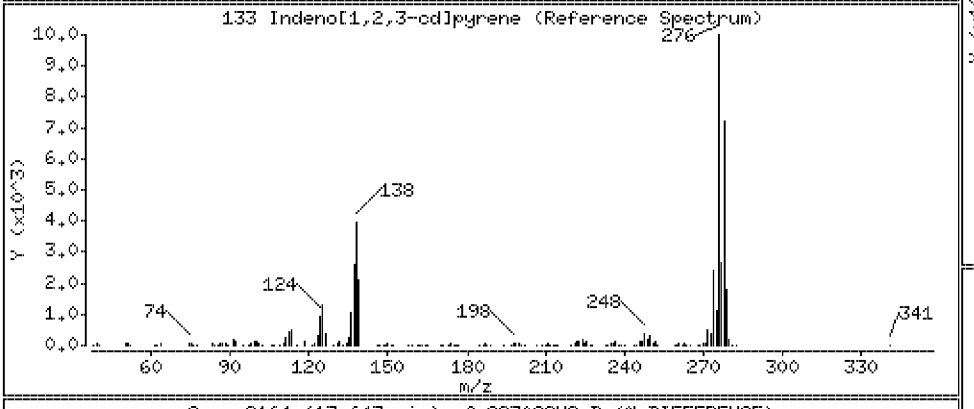

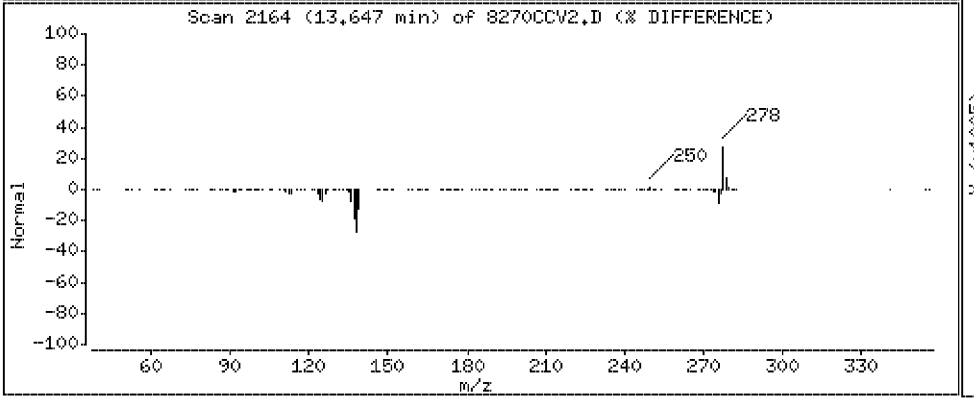

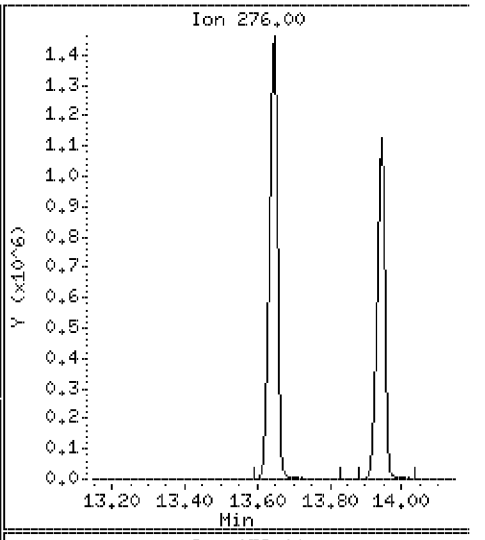

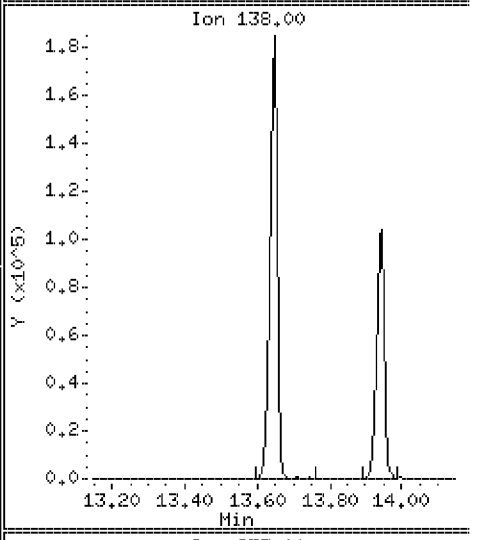

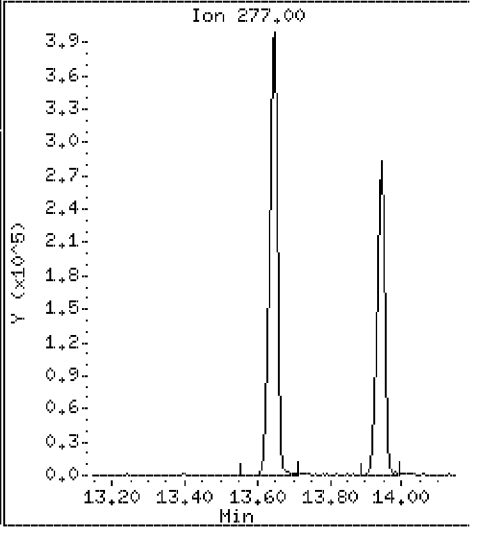

Data File: \\Svecd04\DD\chem\smsd03.i\S3050312.b\8270CCV2.D

Date : 03-MAY-2012 12:03

Client ID: 8270CCV2

Instrument: smsd03.i

Sample Info: 45924

Purge Volume: 1000.0

Operator: PEL

Column phase: HPMS-5

Column diameter: 0.25

134 Dibenz[a,h]anthracene

Concentration: 48.8 ug/l

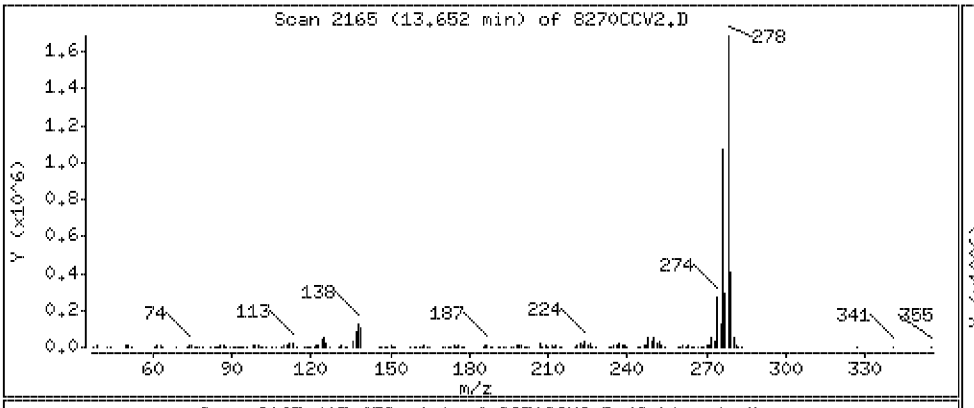

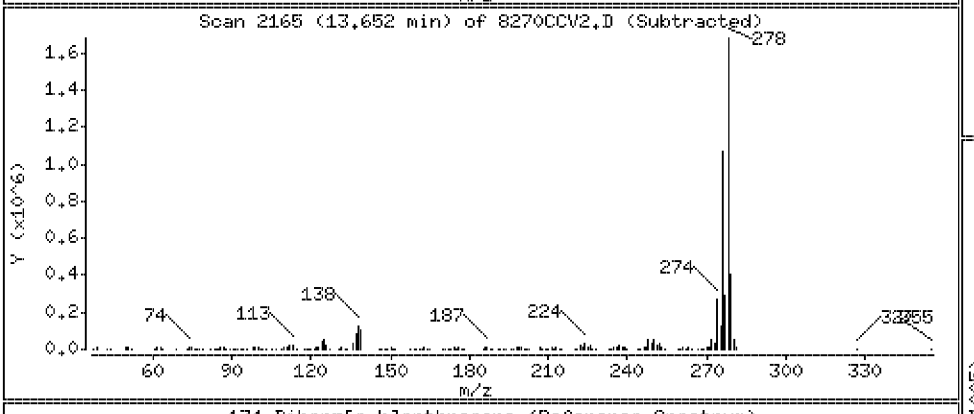

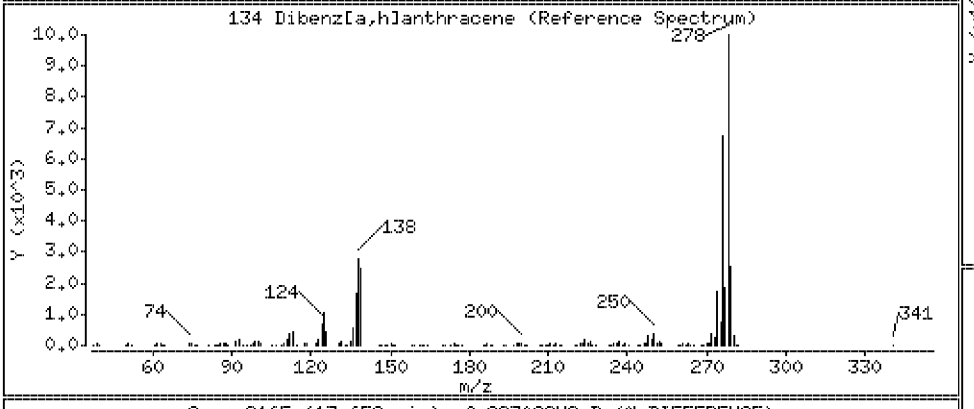

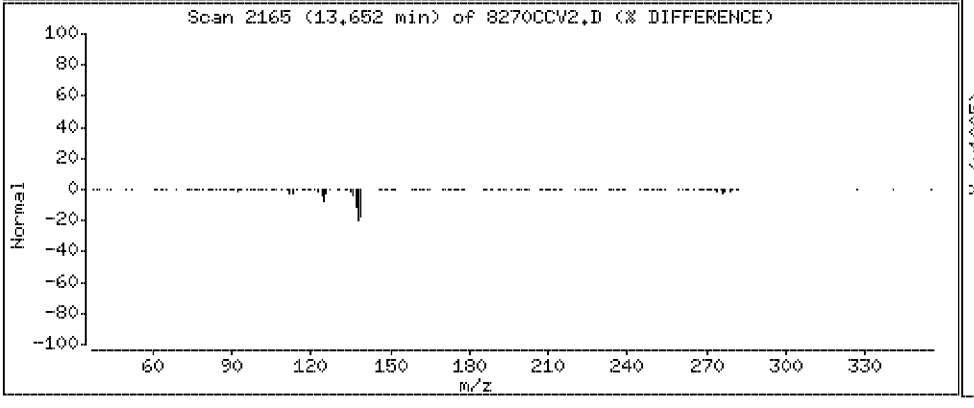

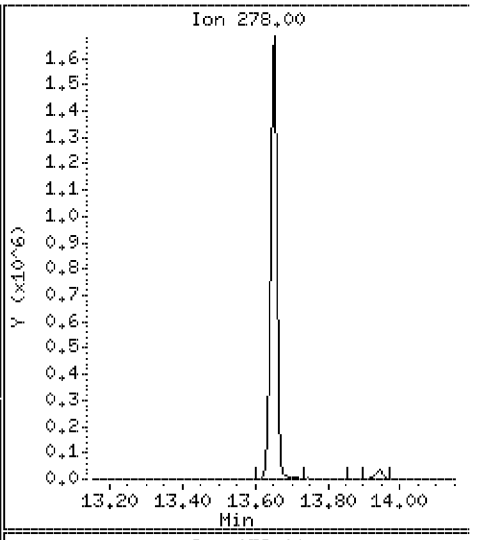

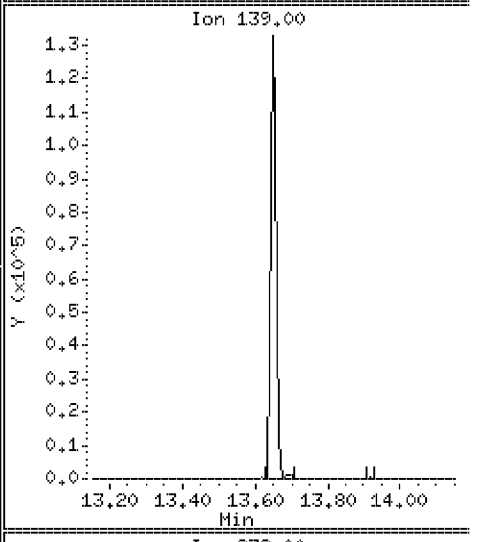

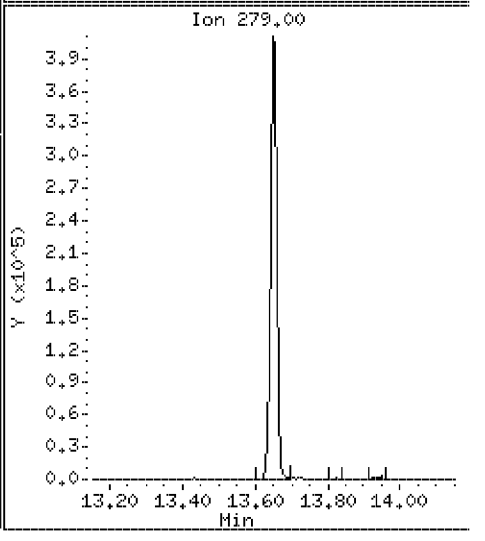

Data File: \\Svecd04\DD\chem\smsd03.i\S3050312.b\8270CCV2.D

Date : 03-MAY-2012 12:03

Client ID: 8270CCV2 Instrument: smsd03.i

Sample Info: 45924

Purge Volume: 1000.0 Operator: PEL

Column phase: HPMS-5 Column diameter: 0.25

135 Benzo[g,h,i]perylene Concentration: 46.3 ug/l

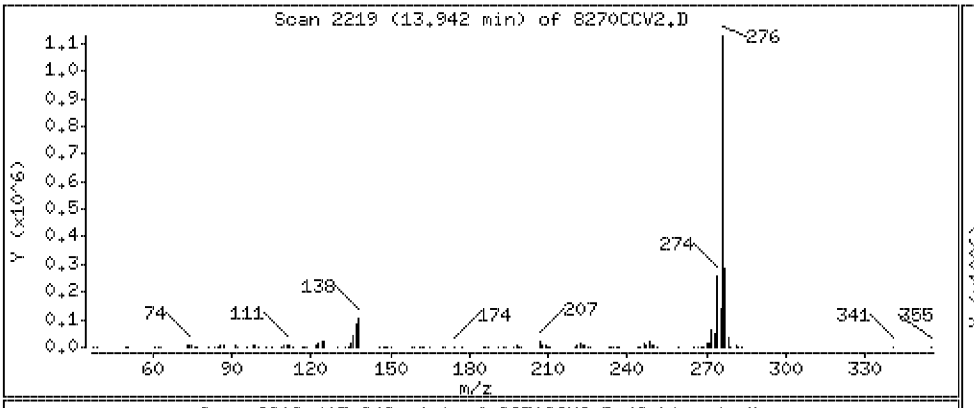

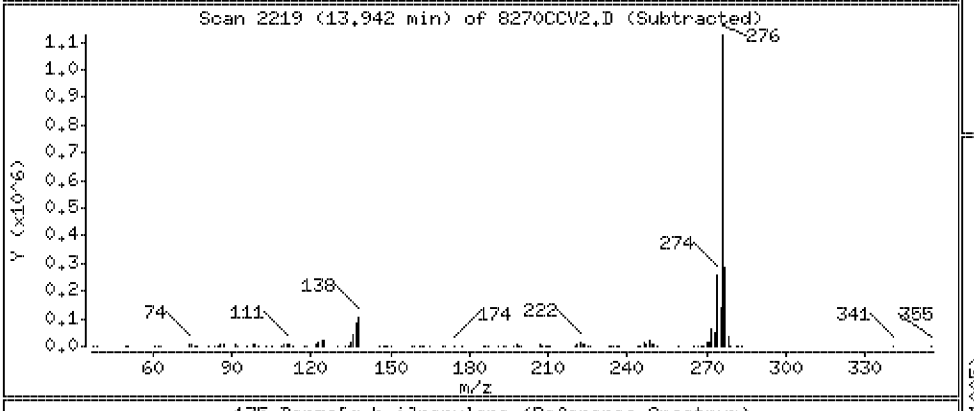

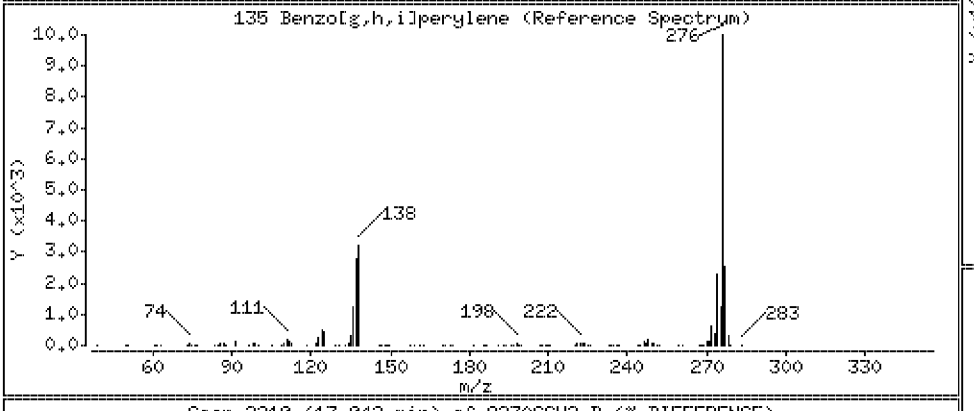

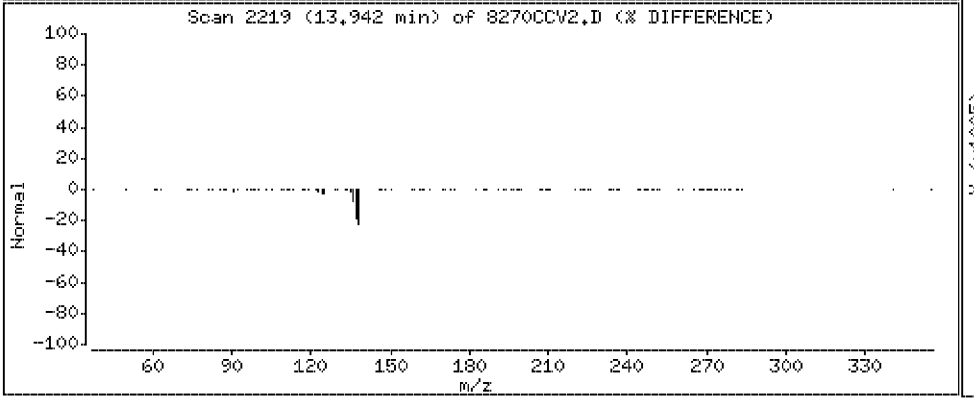

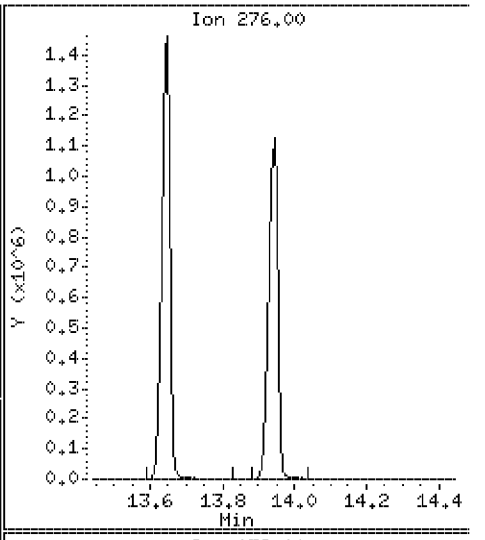

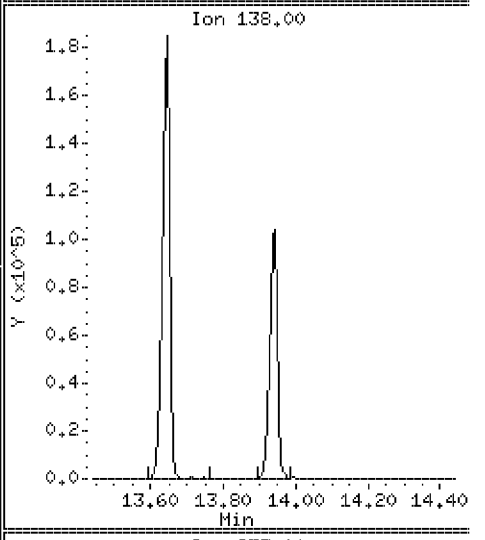

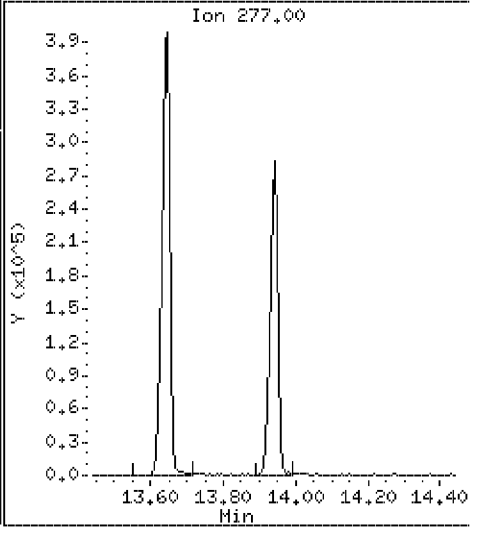

PEL Laboratories, Inc.

Data file : \\Svecd04\DD\chem\smsd03.i\S3050312.b\9300MB.D
Lab Smp Id: 128824MB Client Smp ID: 128824MB
Inj Date : 03-MAY-2012 14:03 MS Autotune Date: 12-SEP-2011 18:58
Operator : PEL Inst ID: smsd03.i
Smp Info : SW128824MB
Misc Info :
Comment :
Method : \\Svecd04\DD\chem\smsd03.i\S3050312.b\8270bcs.m
Meth Date : 03-May-2012 14:03 smsd03.i Quant Type: ISTD
Cal Date : 23-APR-2012 18:17 Cal File: AP9CAL4.D
Als bottle: 7 QC Sample: BLANK
Dil Factor: 1.00000
Integrator: HP Genie Compound Sublist: all.sub
Target Version: 4.14 Sample Matrix: SOIL

Concentration Formula: Amt * DF * (1/((Ws * (1-(M/100)))/1000))*Vf * CpndVar

Name	Value	Description
DF	1.000	Dilution Factor
Ws	20.340	Weight of sample extracted (g)
M	0.00000	% Moisture
Vf	1.000	Final Volume
Cpnd Variable		Local Compound Variable

RT	EXP RT	REL RT	MASS	RESPONSE	CONCENTRATIONS ON-COL (ug/ml)	FINAL (ug/kg)	TARGET RANGE	RATIO
$ 6 2-Fluorophenol (SURR)						CAS #: 367-12-4		
3.295	3.294	(0.754)	112	493884	79.3865	3900	80.00- 120.00	100.00
3.294	3.294	(0.754)	64	310882			33.02- 93.02	62.95
$ 11 Phenol-d5 (SURR)						CAS #: 4165-62-2		
4.050	4.054	(0.927)	99	637131	76.4033	3760	80.00- 120.00	100.00
4.050	4.054	(0.927)	42	129576			0.00- 50.37	20.34
4.050	4.054	(0.927)	71	374758			27.26- 87.26	58.82
* 18 1,4-Dichlorobenzene-d4						CAS #: 3855-82-1		
4.368	4.367	(1.000)	152	215289	40.0000		80.00- 120.00	100.00
4.367	4.367	(1.000)	115	136097			32.88- 92.88	63.22
4.367	4.367	(1.000)	150	330284			139.40- 199.40	153.41
$ 31 Nitrobenzene-d5 (SURR)						CAS #: 4165-60-0		
4.862	4.864	(0.880)	82	375661	38.6690	1900	80.00- 120.00	100.00
4.863	4.865	(0.880)	128	111875			1.01- 61.01	29.78
4.862	4.865	(0.879)	54	143200			7.97- 67.97	38.12
* 43 Naphthalene-d8						CAS #: 1146-65-2		
5.528	5.530	(1.000)	136	719851	40.0000		80.00- 120.00	100.00

RT	EXP RT	REL RT	MASS	RESPONSE	CONCENTRATIONS ON-COL (ug/ml)	FINAL (ug/kg)	TARGET RANGE	RATIO
* 43 Naphthalene-d8 (continued)								
5.527	5.529	(1.000)	68	37996			0.00- 35.11	5.28
$ 59 2-Fluorobiphenyl (SURR)						CAS #: 321-60-8		
6.564	6.565	(0.909)	172	691417	35.9644	1770	80.00- 120.00	100.00
6.564	6.565	(0.909)	171	241708			5.09- 65.09	34.96
* 70 Acenaphthene-d10						CAS #: 15067-26-2		
7.224	7.225	(1.000)	164	496820	40.0000		80.00- 120.00	100.00
7.223	7.225	(1.000)	162	477867			65.82- 125.82	96.19
7.224	7.225	(1.000)	160	214171			14.18- 74.18	43.11
$ 88 2,4,6-Tribromophenol (SURR)						CAS #: 118-79-6		
7.999	8.001	(1.107)	330	303120	87.3237	4290	80.00- 120.00	100.00
7.999	8.001	(1.107)	332	289469			67.74- 127.74	95.50
7.996	7.999	(1.107)	141	117907			11.22- 71.22	38.90
* 100 Phenanthrene-d10						CAS #: 1517-22-2		
8.678	8.679	(1.000)	188	983227	40.0000		80.00- 120.00	100.00
8.677	8.678	(1.000)	94	56009			0.00- 35.53	5.70
8.677	8.678	(1.000)	80	68469			0.00- 37.34	6.96
$ 112 Terphenyl-d14 (SURR)						CAS #: 1718-51-0		
10.242	10.242	(0.908)	244	1129842	45.6487	2240	80.00- 120.00	100.00
10.241	10.241	(0.908)	122	62460			0.00- 36.17	5.53
10.242	10.242	(0.908)	212	87116			0.00- 38.02	7.71
* 121 Chrysene-d12						CAS #: 1719-03-5		
11.274	11.278	(1.000)	240	1311981	40.0000		80.00- 120.00	100.00
11.273	11.276	(1.000)	120	65564			0.00- 35.66	5.00
11.274	11.278	(1.000)	236	350199			0.00- 56.55	26.69
124 Bis-2-Ethylhexylphthalate						CAS #: 117-81-7		
11.273	11.274	(1.000)	149	57258	2.93390	144	80.00- 120.00	100.00
11.273	11.275	(1.000)	167	17496			1.60- 61.60	30.56
11.274	11.276	(1.000)	279	5773			0.00- 39.61	10.08
* 130 Perylene-d12						CAS #: 1520-96-3		
12.610	12.603	(1.000)	264	1361727	40.0000		80.00- 120.00	100.00
12.610	12.603	(1.000)	260	331060			0.00- 54.38	24.31
12.610	12.603	(1.000)	265	308725			0.00- 52.89	22.67

Data File: \\Svecd04\DD\chem\smsd03.i\S3050312.b\9300MB.D
Date : 03-MAY-2012 14:03
Client ID: 128824MB
Sample Info: SW128824MB

Instrument: smsd03.i

Operator: PEL

Column phase: HPMS-5

Column diameter: 0.25



1897

3505892

Data File: \\Svecd04\DD\chem\smsd03.i\S3050312.b\9300MB.D

Date : 03-MAY-2012 14:03

Client ID: 128824MB

Instrument: smsd03.i

Sample Info: SW128824MB

Operator: PEL

Column phase: HPMS-5

Column diameter: 0.25

124 Bis-2-Ethylhexylphthalate

Concentration: 144 ug/kg

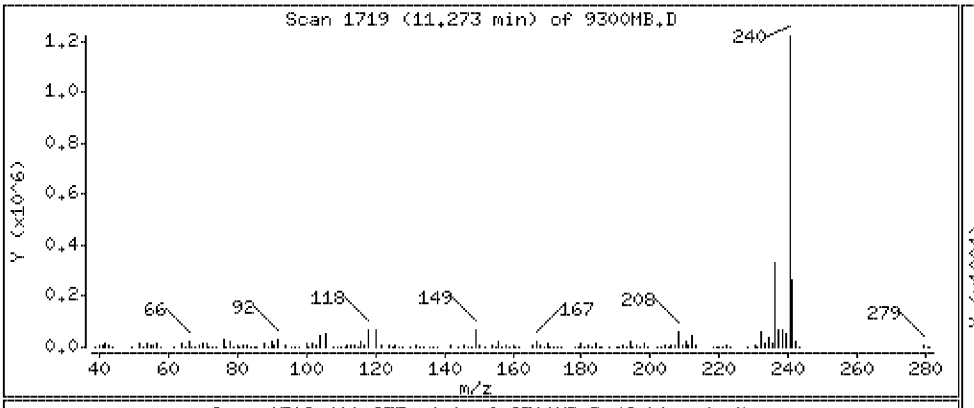

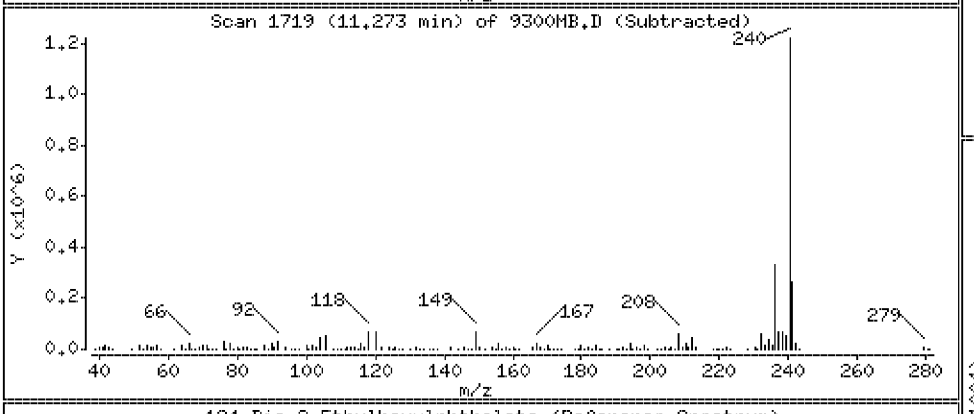

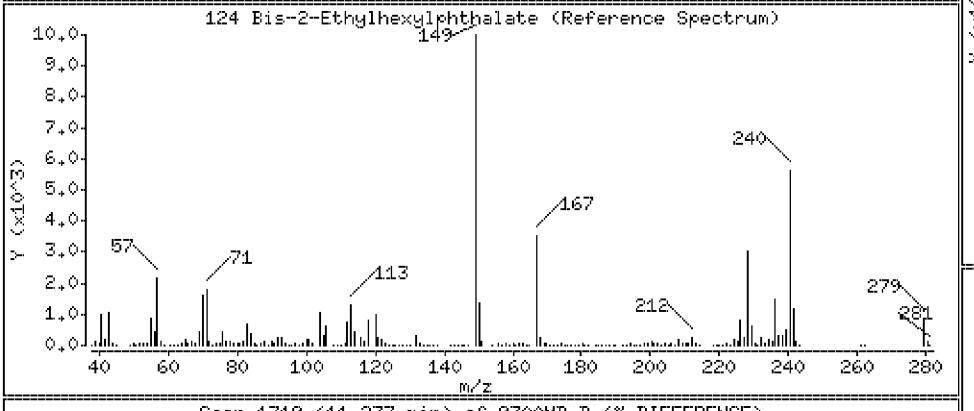

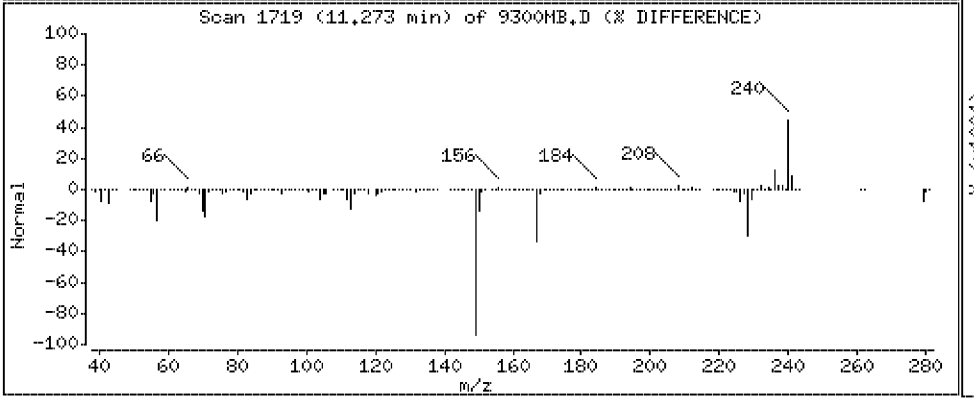

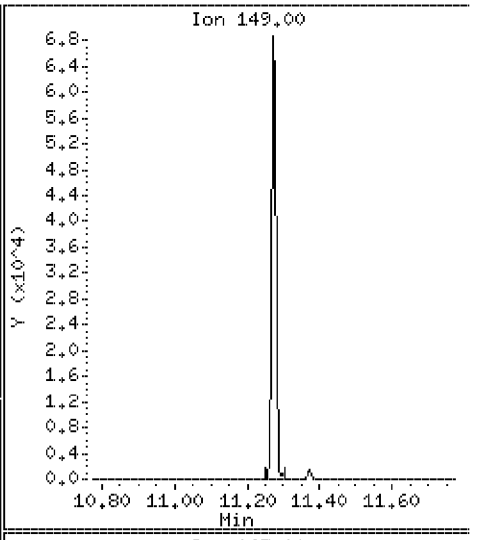

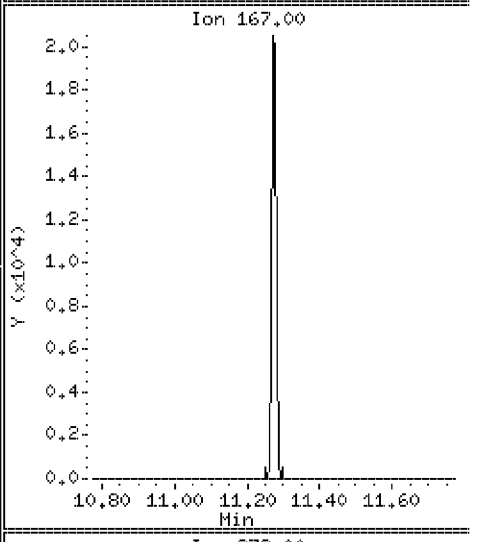

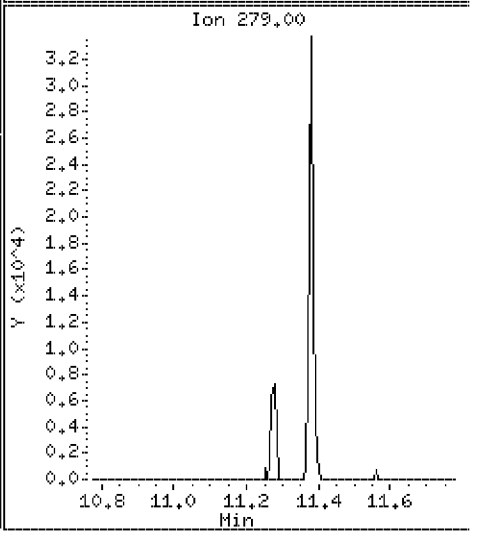

PEL Laboratories, Inc.

Data file : \\Svecd04\DD\chem\smsd03.i\S3050312.b\9300LCS.D
Lab Smp Id: 128825LCS Client Smp ID: 128825LCS
Inj Date : 03-MAY-2012 14:27 MS Autotune Date: 12-SEP-2011 18:58
Operator : PEL Inst ID: smsd03.i
Smp Info : SW128825LCS
Misc Info :
Comment :
Method : \\Svecd04\DD\chem\smsd03.i\S3050312.b\8270bcs.m
Meth Date : 03-May-2012 14:03 smsd03.i Quant Type: ISTD
Cal Date : 23-APR-2012 18:17 Cal File: AP9CAL4.D
Als bottle: 8 QC Sample: LCS
Dil Factor: 1.00000
Integrator: HP Genie Compound Sublist: all.sub
Target Version: 4.14 Sample Matrix: SOIL

Concentration Formula: Amt * DF * (1/((Ws * (1-(M/100)))/1000))*Vf * CpndVar

Name	Value	Description
DF	1.000	Dilution Factor
Ws	20.210	Weight of sample extracted (g)
M	0.00000	% Moisture
Vf	1.000	Final Volume
Cpnd Variable		Local Compound Variable

RT	EXP RT	REL RT	MASS	RESPONSE	CONCENTRATIONS ON-COL (ug/ml)	FINAL (ug/kg)	TARGET RANGE	RATIO
2 Pyridine						CAS #: 110-86-1		
2.302	2.293	(0.527)	79	185434	21.6342	1070	80.00- 120.00	100.00(M)
2.300	2.293	(0.526)	52	68528			9.46- 69.46	36.96
M 16 Cresols (Total)						CAS #: 1319-77-3		
				458946	61.4131	3040		(a)
1 N-Nitrosodimethylamine						CAS #: 62-75-9		
2.256	2.253	(0.516)	42	129702	33.4696	1660	80.00- 120.00	100.00
2.256	2.254	(0.516)	74	171900			98.78- 158.78	132.53
2.254	2.254	(0.516)	44	5155			0.00- 33.98	3.97
$ 6 2-Fluorophenol (SURR)						CAS #: 367-12-4		
3.297	3.294	(0.755)	112	482836	73.2308	3620	80.00- 120.00	100.00
3.296	3.294	(0.755)	64	315942			33.02- 93.02	65.43
$ 11 Phenol-d5 (SURR)						CAS #: 4165-62-2		
4.054	4.054	(0.928)	99	642387	72.6864	3600	80.00- 120.00	100.00
4.054	4.054	(0.928)	42	130387			0.00- 50.37	20.30
4.054	4.054	(0.928)	71	384590			27.26- 87.26	59.87

RT	EXP RT	REL RT	MASS	RESPONSE	CONCENTRATIONS ON-COL (ug/ml)	FINAL (ug/kg)	TARGET RANGE	RATIO
13 Phenol						CAS #: 108-95-2		
4.065	4.065	(0.931)	94	280302	27.9359	1380	80.00- 120.00	100.00
4.065	4.065	(0.931)	65	114922			10.24- 70.24	41.00
4.064	4.064	(0.930)	66	227625			45.75- 105.75	81.21
10 Aniline						CAS #: 62-53-3		
4.087	4.088	(0.936)	93	252313	23.7255	1170	80.00- 120.00	100.00
4.087	4.087	(0.936)	65	64046			0.00- 51.66	25.38
4.087	4.087	(0.936)	66	109555			9.67- 69.67	43.42
14 Bis(2-Chloroethyl)ether						CAS #: 111-44-4		
4.131	4.131	(0.946)	93	197606	31.3345	1550	80.00- 120.00	100.00
4.130	4.131	(0.946)	63	146031			40.27- 100.27	73.90
4.130	4.131	(0.945)	95	97227			1.25- 61.25	49.20
15 2-Chlorophenol						CAS #: 95-57-8		
4.195	4.195	(0.960)	128	190191	28.8262	1430	80.00- 120.00	100.00
4.195	4.194	(0.960)	64	100965			23.10- 83.10	53.09
4.195	4.195	(0.960)	130	60198			2.60- 62.60	31.65
17 1,3-Dichlorobenzene						CAS #: 541-73-1		
4.321	4.320	(0.989)	146	216482	26.7508	1320	80.00- 120.00	100.00
4.321	4.320	(0.989)	148	151003			36.53- 96.53	69.75
4.321	4.320	(0.989)	111	100194			16.14- 76.14	46.28
* 18 1,4-Dichlorobenzene-d4						CAS #: 3855-82-1		
4.369	4.367	(1.000)	152	228165	40.0000		80.00- 120.00	100.00
4.368	4.367	(1.000)	115	145932			32.88- 92.88	63.96
4.368	4.367	(1.000)	150	364470			139.40- 199.40	159.74
19 1,4-Dichlorobenzene						CAS #: 106-46-7		
4.383	4.382	(1.003)	146	231139	27.1001	1340	80.00- 120.00	100.00
4.383	4.382	(1.003)	148	150941			35.73- 95.73	65.30
4.382	4.382	(1.003)	111	108059			14.54- 74.54	46.75
21 Benzyl alcohol						CAS #: 100-51-6		
4.487	4.487	(1.027)	108	129839	28.7248	1420	80.00- 120.00	100.00
4.487	4.487	(1.027)	79	232219			158.45- 218.45	178.85
4.487	4.487	(1.027)	77	167784			103.23- 163.23	129.22
20 1,2-Dichlorobenzene						CAS #: 95-50-1		
4.520	4.519	(1.035)	146	205744	26.4939	1310	80.00- 120.00	100.00
4.520	4.519	(1.035)	148	142169			38.42- 98.42	69.10
4.519	4.519	(1.035)	111	98072			17.88- 77.88	47.67
22 2-Methylphenol						CAS #: 95-48-7		
4.594	4.587	(1.052)	107	160729	26.8954	1330	80.00- 120.00	100.00
4.594	4.587	(1.052)	108	181312			79.27- 139.27	112.81
4.595	4.588	(1.052)	79	152408			59.75- 119.75	94.82
23 2,2'-oxybis(1-chloropropane)						CAS #: 108-60-1		
4.598	4.598	(1.053)	45	119989	27.2148	1350	80.00- 120.00	100.00
4.595	4.588	(1.052)	77	174108			117.18- 177.18	145.10

RT	EXP RT	REL RT	MASS	RESPONSE	CONCENTRATIONS ON-COL (ug/ml)	FINAL (ug/kg)	TARGET RANGE	RATIO
23 2,2'-oxybis(1-chloropropane) (continued)								
4.598	4.599	(1.053)	121	65561			21.64- 81.64	54.64
28 4-Methylphenol						CAS #: 106-44-5		
4.726	4.725	(1.082)	107	298217	34.5177	1710	80.00- 120.00	100.00
4.726	4.725	(1.082)	108	234787			49.60- 109.60	78.73
4.725	4.725	(1.082)	79	99920			4.02- 64.02	33.51
26 N-Nitrosodinpropylamine						CAS #: 621-64-7		
4.723	4.721	(1.081)	70	249807	37.1963	1840	80.00- 120.00	100.00(Q)
4.721	4.721	(1.081)	42	195471			9.22- 69.22	78.25
4.724	4.722	(1.081)	130	46187			0.00- 49.20	18.49
30 Hexachloroethane						CAS #: 67-72-1		
4.821	4.821	(1.104)	117	96370	28.6076	1420	80.00- 120.00	100.00
4.823	4.822	(1.104)	201	115509			89.26- 149.26	119.86
4.823	4.822	(1.104)	199	68156			45.67- 105.67	70.72
$ 31 Nitrobenzene-d5 (SURR)						CAS #: 4165-60-0		
4.866	4.864	(0.880)	82	376165	38.1029	1880	80.00- 120.00	100.00
4.866	4.865	(0.880)	128	112541			1.01- 61.01	29.92
4.866	4.865	(0.880)	54	141766			7.97- 67.97	37.69
32 Nitrobenzene						CAS #: 98-95-3		
4.883	4.882	(0.883)	77	291963	30.0002	1480	80.00- 120.00	100.00
4.883	4.883	(0.883)	123	91116			2.32- 62.32	31.21
4.883	4.882	(0.883)	65	46263			0.00- 45.08	15.85
34 Isophorone						CAS #: 78-59-1		
5.096	5.097	(0.922)	82	446286	37.7575	1870	80.00- 120.00	100.00
5.097	5.098	(0.922)	138	68813			0.00- 45.91	15.42
5.096	5.097	(0.922)	95	40704			0.00- 39.21	9.12
35 2-Nitrophenol						CAS #: 88-75-5		
5.175	5.174	(0.936)	139	106597	29.5973	1460	80.00- 120.00	100.00
5.174	5.173	(0.936)	65	80186			44.70- 104.70	75.22
5.174	5.174	(0.936)	109	60446			23.45- 83.45	56.71
36 2,4-Dimethylphenol						CAS #: 105-67-9		
5.213	5.212	(0.943)	122	179139	32.3054	1600	80.00- 120.00	100.00
5.212	5.212	(0.943)	107	250135			113.06- 173.06	139.63
5.213	5.212	(0.943)	121	103764			28.95- 88.95	57.92
38 Bis(2-Chloroethoxy)methane						CAS #: 111-91-1		
5.293	5.292	(0.957)	93	251843	31.3266	1550	80.00- 120.00	100.00
5.293	5.292	(0.957)	95	81378			2.58- 62.58	32.31
5.293	5.293	(0.957)	123	31996			0.00- 43.21	12.70
40 Benzoic Acid						CAS #: 65-85-0		
5.339	5.315	(0.965)	122	233114	59.4555	2940	80.00- 120.00	100.00
5.338	5.314	(0.965)	105	332346			114.37- 174.37	142.57
5.338	5.313	(0.965)	77	332317			116.31- 176.31	142.56

RT	EXP RT	REL RT	MASS	RESPONSE	CONCENTRATIONS ON-COL (ug/ml)	FINAL (ug/kg)	TARGET RANGE	RATIO
41 2,4-Dichlorophenol						CAS #: 120-83-2		
5.405	5.403	(0.977)	162	199992	30.5684	1510	80.00- 120.00	100.00
5.405	5.403	(0.977)	164	132923			35.27- 95.27	66.46
5.405	5.402	(0.977)	98	66970			4.59- 64.59	33.49
42 1,2,4-Trichlorobenzene						CAS #: 120-82-1		
5.475	5.475	(0.990)	180	235477	28.7866	1420	80.00- 120.00	100.00
5.475	5.475	(0.990)	182	230014			68.04- 128.04	97.68
5.475	5.475	(0.990)	145	69088			0.00- 58.20	29.34
* 43 Naphthalene-d8						CAS #: 1146-65-2		
5.530	5.530	(1.000)	136	731526	40.0000		80.00- 120.00	100.00
5.529	5.529	(1.000)	68	38973			0.00- 35.11	5.33
44 Naphthalene						CAS #: 91-20-3		
5.550	5.550	(1.004)	128	575939	30.6800	1520	80.00- 120.00	100.00
5.550	5.549	(1.004)	129	64249			0.00- 41.41	11.16
5.550	5.550	(1.004)	127	77689			0.00- 43.27	13.49
45 4-Chloroaniline						CAS #: 106-47-8		
5.604	5.602	(1.013)	127	228758	28.9801	1430	80.00- 120.00	100.00
5.604	5.602	(1.013)	129	72428			1.79- 61.79	31.66
5.603	5.601	(1.013)	65	112938			14.43- 74.43	49.37
48 Hexachlorobutadiene						CAS #: 87-68-3		
5.667	5.666	(1.025)	225	206337	33.0212	1630	80.00- 120.00	100.00
5.667	5.666	(1.025)	223	129716			30.70- 90.70	62.87
5.667	5.667	(1.025)	227	132432			35.41- 95.41	64.18
51 4-Chloro-3-methylphenol						CAS #: 59-50-7		
6.079	6.073	(1.099)	107	213175	33.8499	1670	80.00- 120.00	100.00
6.079	6.073	(1.099)	144	50530			0.00- 54.95	23.70
6.079	6.073	(1.099)	142	154010			44.93- 104.93	72.25
53 2-Methylnaphthalene						CAS #: 91-57-6		
6.210	6.209	(1.123)	142	421005	30.8219	1520	80.00- 120.00	100.00
6.210	6.209	(1.123)	141	366916			56.35- 116.35	87.15
54 1-Methylnaphthalene						CAS #: 90-12-0		
6.306	6.305	(1.140)	142	396521	31.9521	1580	80.00- 120.00	100.00
6.306	6.305	(1.140)	141	368326			60.75- 120.75	92.89
55 Hexachlorocyclopentadiene						CAS #: 77-47-4		
6.366	6.365	(0.881)	237	171612	21.5302	1060	80.00- 120.00	100.00
6.366	6.365	(0.881)	235	109327			30.80- 90.80	63.71
6.367	6.366	(0.881)	272	23698			0.00- 43.35	13.81
57 2,4,6-Trichlorophenol						CAS #: 88-06-2		
6.490	6.488	(0.898)	196	193593	30.7933	1520	80.00- 120.00	100.00
6.490	6.489	(0.898)	198	183530			64.64- 124.64	94.80
6.490	6.488	(0.898)	200	59633			0.82- 60.82	30.80
58 2,4,5-Trichlorophenol						CAS #: 95-95-4		
6.533	6.529	(0.904)	196	211753	36.4363	1800	80.00- 120.00	100.00

RT	EXP RT	REL RT	MASS	RESPONSE	CONCENTRATIONS ON-COL (ug/ml)	FINAL (ug/kg)	TARGET RANGE	RATIO
58 2,4,5-Trichlorophenol (continued)								
6.533	6.529	(0.904)	198	204723			64.80- 124.80	96.68
6.532	6.528	(0.904)	97	117796			23.96- 83.96	55.63
$ 59 2-Fluorobiphenyl (SURR)						CAS #: 321-60-8		
6.565	6.565	(0.909)	172	778569	39.8269	1970	80.00- 120.00	100.00
6.565	6.565	(0.909)	171	267571			5.09- 65.09	34.37
62 2-Chloronaphthalene						CAS #: 91-58-7		
6.682	6.682	(0.925)	162	464824	31.3912	1550	80.00- 120.00	100.00
6.683	6.682	(0.925)	164	160551			3.81- 63.81	34.54
6.682	6.682	(0.925)	127	198089			8.29- 68.29	42.62
63 2-Nitroaniline						CAS #: 88-74-4		
6.789	6.788	(0.940)	65	195502	38.3199	1900	80.00- 120.00	100.00
6.789	6.789	(0.940)	92	119469			30.60- 90.60	61.11
6.789	6.789	(0.940)	138	160288			51.29- 111.29	81.99
65 Dimethylphthalate						CAS #: 131-11-3		
6.964	6.962	(0.964)	163	612786	36.0204	1780	80.00- 120.00	100.00
6.964	6.962	(0.964)	194	32846			0.00- 36.26	5.36
6.963	6.962	(0.964)	164	64887			0.00- 40.55	10.59
68 Acenaphthylene						CAS #: 208-96-8		
7.086	7.086	(0.981)	152	748152	34.1522	1690	80.00- 120.00	100.00
7.086	7.086	(0.981)	151	150735			0.00- 50.02	20.15
7.087	7.086	(0.981)	153	99893			0.00- 43.48	13.35
67 2,6-Dinitrotoluene						CAS #: 606-20-2		
7.022	7.023	(0.972)	165	130053	33.8177	1670	80.00- 120.00	100.00
7.022	7.022	(0.972)	89	112267			51.03- 111.03	86.32
7.021	7.022	(0.972)	63	107034			51.61- 111.61	82.30
69 3-Nitroaniline						CAS #: 99-09-2		
7.192	7.192	(0.995)	138	118443	34.6737	1720	80.00- 120.00	100.00
7.192	7.192	(0.995)	108	13718			0.00- 41.36	11.58
7.191	7.192	(0.995)	92	160078			105.42- 165.42	135.15
* 70 Acenaphthene-d10						CAS #: 15067-26-2		
7.225	7.225	(1.000)	164	505188	40.0000		80.00- 120.00	100.00
7.225	7.225	(1.000)	162	491713			65.82- 125.82	97.33
7.225	7.225	(1.000)	160	222229			14.18- 74.18	43.99
71 Acenaphthene						CAS #: 83-32-9		
7.257	7.257	(1.004)	154	410496	30.9016	1530	80.00- 120.00	100.00
7.257	7.257	(1.004)	153	467155			78.99- 138.99	113.80
7.257	7.257	(1.004)	152	225192			23.70- 83.70	54.86
72 2,4-Dinitrophenol						CAS #: 51-28-5		
7.293	7.290	(1.009)	184	168979	63.7373	3150	80.00- 120.00	100.00
7.292	7.289	(1.009)	63	137367			47.51- 107.51	81.29
7.292	7.291	(1.009)	154	124353			40.30- 100.30	73.59

RT	EXP RT	REL RT	MASS	RESPONSE	CONCENTRATIONS ON-COL (ug/ml)	FINAL (ug/kg)	TARGET RANGE	RATIO
74 4-Nitrophenol						CAS #: 100-02-7		
7.385	7.380	(1.022)	109	150383	40.4978	2000	80.00- 120.00	100.00
7.385	7.380	(1.022)	139	85436			35.02- 95.02	56.81
7.384	7.379	(1.022)	65	129474			65.80- 125.80	86.10
75 Dibenzofuran						CAS #: 132-64-9		
7.425	7.425	(1.028)	168	742158	34.3314	1700	80.00- 120.00	100.00
7.425	7.425	(1.028)	139	313352			11.80- 71.80	42.22
76 2,4-Dinitrotoluene						CAS #: 121-14-2		
7.418	7.417	(1.027)	165	189586	35.1559	1740	80.00- 120.00	100.00
7.419	7.418	(1.027)	63	178564			63.34- 123.34	94.19
7.418	7.416	(1.027)	89	197540			77.40- 137.40	104.20
80 Diethylphthalate						CAS #: 84-66-2		
7.651	7.651	(1.059)	149	577010	36.7381	1820	80.00- 120.00	100.00
7.652	7.651	(1.059)	177	138292			0.00- 53.81	23.97
7.651	7.651	(1.059)	150	73934			0.00- 42.20	12.81
81 Fluorene						CAS #: 86-73-7		
7.760	7.760	(1.074)	166	645769	34.4857	1710	80.00- 120.00	100.00
7.760	7.760	(1.074)	165	629973			64.47- 124.47	97.55
7.760	7.760	(1.074)	167	104947			0.00- 43.90	16.25
82 4-Chlorophenyl-phenylether						CAS #: 7005-72-3		
7.758	7.759	(1.074)	204	393347	35.0371	1730	80.00- 120.00	100.00
7.758	7.758	(1.074)	206	131093			4.13- 64.13	33.33
7.757	7.758	(1.074)	141	218342			24.71- 84.71	55.51
84 4-Nitroaniline						CAS #: 100-01-6		
7.794	7.795	(1.079)	138	114281	38.6454	1910	80.00- 120.00	100.00
7.794	7.794	(1.079)	92	79227			40.88- 100.88	69.33
7.794	7.794	(1.079)	108	200213			150.86- 210.86	175.19
85 4,6-Dinitro-2-methylphenol						CAS #: 534-52-1		
7.817	7.818	(0.901)	198	125314	30.0722	1490	80.00- 120.00	100.00
7.815	7.816	(0.900)	51	41270			8.91- 68.91	32.93
7.817	7.817	(0.901)	105	46699			6.21- 66.21	37.27
86 N-Nitrosodiphenylamine						CAS #: 86-30-6		
7.877	7.878	(0.907)	169	421695	33.3172	1650	80.00- 120.00	100.00
7.878	7.878	(0.907)	168	284463			35.00- 95.00	67.46
7.877	7.878	(0.907)	167	153333			6.19- 66.19	36.36
87 1,2-Diphenylhydrazine						CAS #: 122-66-7		
7.913	7.914	(1.095)	77	711683	39.3822	1950	80.00- 120.00	100.00
7.914	7.915	(1.095)	105	87063			0.00- 42.14	12.23
7.915	7.916	(1.095)	182	173677			0.00- 54.63	24.40
$ 88 2,4,6-Tribromophenol (SURR)						CAS #: 118-79-6		
8.002	8.001	(1.107)	330	334529	94.7758	4690	80.00- 120.00	100.00
8.002	8.001	(1.107)	332	320140			67.74- 127.74	95.70
8.000	7.999	(1.107)	141	130753			11.22- 71.22	39.09

RT	EXP RT	REL RT	MASS	RESPONSE	CONCENTRATIONS ON-COL (ug/ml)	FINAL (ug/kg)	TARGET RANGE	RATIO
93 4-Bromophenylphenylether						CAS #: 101-55-3		
8.237	8.237	(0.949)	248	237810	32.3914	1600	80.00- 120.00	100.00
8.237	8.237	(0.949)	250	244868			67.62- 127.62	102.97
8.236	8.236	(0.949)	141	159607			34.48- 94.48	67.12
94 Hexachlorobenzene						CAS #: 118-74-1		
8.305	8.305	(0.957)	284	259974	30.7963	1520	80.00- 120.00	100.00
8.302	8.304	(0.956)	142	80032			2.63- 62.63	30.78
8.304	8.305	(0.957)	249	81756			0.76- 60.76	31.45
96 Pentachlorophenol						CAS #: 87-86-5		
8.504	8.501	(0.980)	266	193217	38.9433	1930	80.00- 120.00	100.00
8.504	8.501	(0.980)	264	125978			30.87- 90.87	65.20
8.504	8.501	(0.980)	268	122324			33.68- 93.68	63.31
* 100 Phenanthrene-d10						CAS #: 1517-22-2		
8.681	8.679	(1.000)	188	1004860	40.0000		80.00- 120.00	100.00
8.680	8.678	(1.000)	94	59991			0.00- 35.53	5.97
8.679	8.678	(1.000)	80	79131			0.00- 37.34	7.87
101 Phenanthrene						CAS #: 85-01-8		
8.704	8.703	(1.003)	178	866527	33.4745	1660	80.00- 120.00	100.00
8.704	8.703	(1.003)	179	135513			0.00- 45.95	15.64
8.704	8.703	(1.003)	176	183494			0.00- 50.04	21.18
103 Anthracene						CAS #: 120-12-7		
8.754	8.752	(1.008)	178	877718	34.0421	1680	80.00- 120.00	100.00
8.753	8.752	(1.008)	179	133591			0.00- 45.50	15.22
8.754	8.752	(1.008)	176	169182			0.00- 49.79	19.28
104 Carbazole						CAS #: 86-74-8		
8.916	8.914	(1.027)	167	829896	38.6386	1910	80.00- 120.00	100.00
8.916	8.914	(1.027)	139	117026			0.00- 43.98	14.10
8.915	8.914	(1.027)	83	50322			0.00- 35.56	6.06
105 Di-n-butylphthalate						CAS #: 84-74-2		
9.249	9.249	(1.066)	149	951069	35.0647	1740	80.00- 120.00	100.00
9.249	9.249	(1.066)	150	92381			0.00- 39.28	9.71
9.249	9.248	(1.066)	104	77801			0.00- 38.47	8.18
109 Fluoranthene						CAS #: 206-44-0		
9.871	9.870	(1.137)	202	1067016	35.9452	1780	80.00- 120.00	100.00
9.869	9.869	(1.137)	101	63611			0.00- 36.15	5.96
9.871	9.870	(1.137)	203	199324			0.00- 48.78	18.68
111 Pyrene						CAS #: 129-00-0		
10.094	10.093	(0.895)	202	1106198	32.0915	1590	80.00- 120.00	100.00
10.093	10.093	(0.895)	200	246462			0.00- 52.14	22.28
10.093	10.093	(0.895)	203	202654			0.00- 48.92	18.32
$ 112 Terphenyl-d14 (SURR)						CAS #: 1718-51-0		
10.242	10.242	(0.908)	244	1247441	38.1132	1880	80.00- 120.00	100.00
10.241	10.241	(0.908)	122	78468			0.00- 36.17	6.29

RT	EXP RT	REL RT	MASS	RESPONSE	CONCENTRATIONS ON-COL (ug/ml)	FINAL (ug/kg)	TARGET RANGE	RATIO
$ 112 Terphenyl-d14 (SURR) (continued)								
10.242	10.242	(0.908)	212	100949			0.00- 38.02	8.09
118 Butylbenzylphthalate						CAS #: 85-68-7		
10.720	10.720	(0.951)	149	512790	34.3440	1700	80.00- 120.00	100.00
10.719	10.719	(0.950)	91	433758			56.77- 116.77	84.59
10.720	10.721	(0.951)	206	129512			0.00- 56.97	25.26
120 Benzo[a]anthracene						CAS #: 56-55-3		
11.268	11.267	(0.999)	228	1481865	34.0202	1680	80.00- 120.00	100.00
11.268	11.267	(0.999)	229	306500			0.00- 50.53	20.68
11.268	11.267	(0.999)	226	422069			0.00- 57.40	28.48
* 121 Chrysene-d12						CAS #: 1719-03-5		
11.278	11.278	(1.000)	240	1734932	40.0000		80.00- 120.00	100.00
11.276	11.276	(1.000)	120	96639			0.00- 35.66	5.57
11.277	11.278	(1.000)	236	473217			0.00- 56.55	27.28
123 Chrysene						CAS #: 218-01-9		
11.303	11.303	(1.002)	228	1223132	32.0339	1580	80.00- 120.00	100.00
11.303	11.304	(1.002)	226	366988			1.27- 61.27	30.00
11.303	11.304	(1.002)	229	247311			0.00- 51.17	20.22
124 Bis-2-Ethylhexylphthalate						CAS #: 117-81-7		
11.276	11.274	(1.000)	149	1667897	64.6285	3200	80.00- 120.00	100.00(R)
11.276	11.275	(1.000)	167	528570			1.60- 61.60	31.69
11.277	11.276	(1.000)	279	157771			0.00- 39.61	9.46
125 Di-n-octylphthalate						CAS #: 117-84-0		
11.876	11.876	(0.942)	149	1152066	38.9253	1930	80.00- 120.00	100.00
11.877	11.876	(0.942)	167	18595			0.00- 31.69	1.61
11.876	11.875	(0.942)	43	95828			0.00- 38.46	8.32
127 Benzo[b]fluoranthene						CAS #: 205-99-2		
12.263	12.261	(0.973)	252	1523236	41.7283	2060	80.00- 120.00	100.00
12.263	12.261	(0.973)	253	370083			0.00- 52.06	24.30
12.260	12.260	(0.973)	125	67624			0.00- 34.21	4.44
128 Benzo[k]fluoranthene						CAS #: 207-08-9		
12.288	12.286	(0.975)	252	1326007	36.1524	1790	80.00- 120.00	100.00
12.288	12.286	(0.975)	253	295869			0.00- 53.92	22.31
12.287	12.285	(0.975)	125	60312			0.00- 34.88	4.55
129 Benzo[a]pyrene						CAS #: 50-32-8		
12.553	12.551	(0.996)	252	1296445	36.3535	1800	80.00- 120.00	100.00
12.553	12.551	(0.996)	253	287845			0.00- 52.23	22.20
12.551	12.549	(0.996)	125	61096			0.00- 34.86	4.71
* 130 Perylene-d12						CAS #: 1520-96-3		
12.605	12.603	(1.000)	264	1373514	40.0000		80.00- 120.00	100.00
12.605	12.603	(1.000)	260	335642			0.00- 54.38	24.44
12.605	12.603	(1.000)	265	308806			0.00- 52.89	22.48

RT	EXP RT	REL RT	MASS	RESPONSE	CONCENTRATIONS ON-COL (ug/ml)	FINAL (ug/kg)	TARGET RANGE	RATIO
133 Indeno[1,2,3-cd]pyrene							CAS #: 193-39-5	
13.648	13.646	(1.083)	276	1595737	35.9088	1780	80.00- 120.00	100.00
13.650	13.647	(1.083)	138	169780			0.00- 41.12	10.64
13.648	13.646	(1.083)	277	419946			0.00- 56.47	26.32
134 Dibenz[a,h]anthracene							CAS #: 53-70-3	
13.654	13.651	(1.083)	278	1420274	36.5960	1810	80.00- 120.00	100.00
13.651	13.649	(1.083)	139	90636			0.00- 36.77	6.38
13.654	13.651	(1.083)	279	339801			0.00- 53.64	23.93
135 Benzo[g,h,i]perylene							CAS #: 191-24-2	
13.943	13.942	(1.106)	276	1202781	35.4250	1750	80.00- 120.00	100.00
13.941	13.940	(1.106)	138	97342			0.00- 38.97	8.09
13.942	13.942	(1.106)	277	294104			0.00- 54.57	24.45

QC Flag Legend

a - Target compound detected but, quantitated amount
    Below Limit Of Quantitation(BLOQ).
Q - Qualifier signal failed the ratio test.
R - Spike/Surrogate failed recovery limits.
M - Compound response manually integrated.

Data File: \\Svecd04\DD\chem\smsd03.i\S3050312.b\9300LCS.D
Date : 03-MAY-2012 14:27
Client ID: 128825LCS
Sample Info: SW128825LCS

Instrument: smsd03.i

Operator: PEL

Column phase: HPMS-5

Column diameter: 0.25

1908

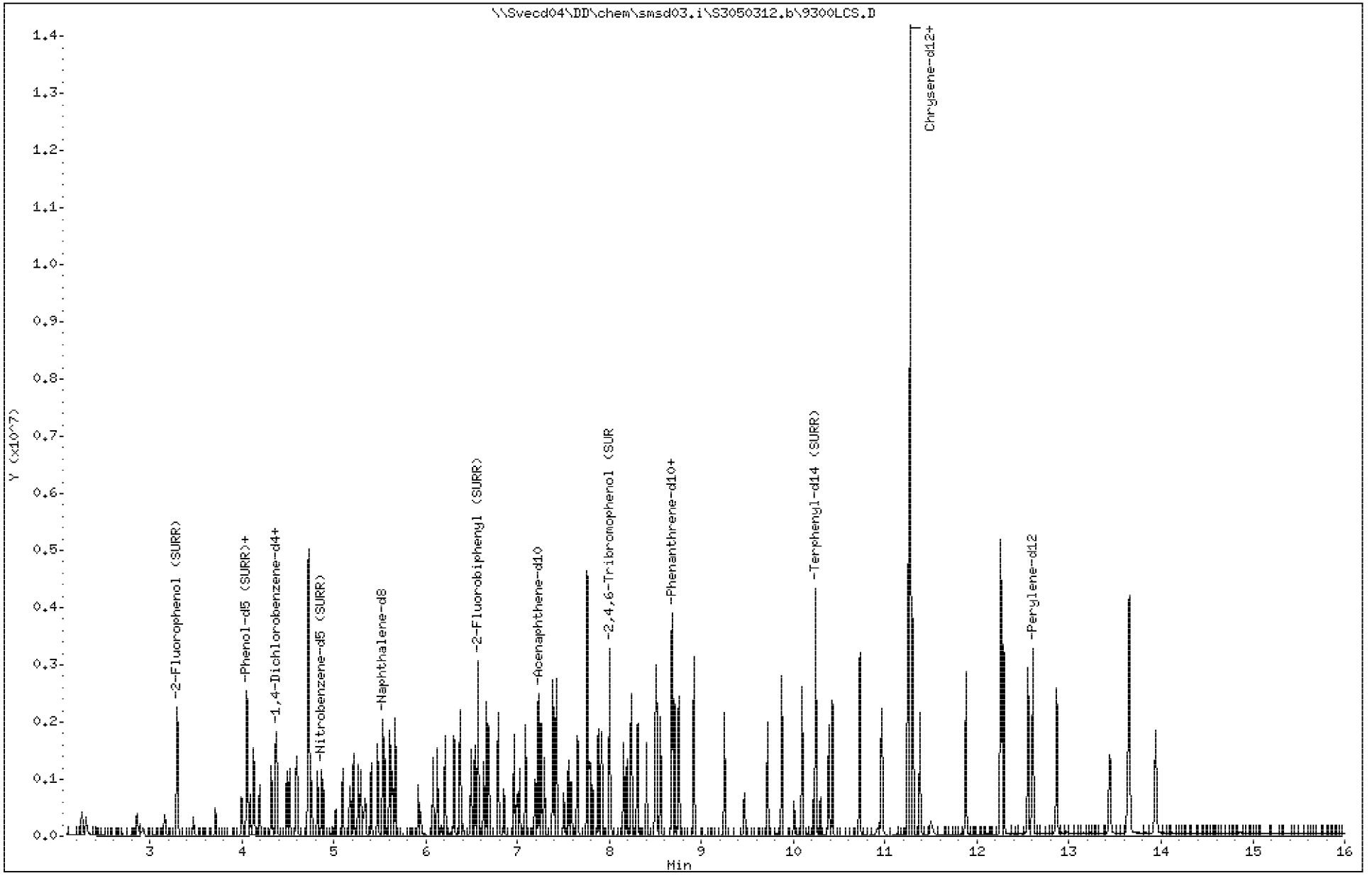

3505892

Data File: \\Svecd04\DD\chem\smsd03.i\S3050312.b\9300LCS.D

Date : 03-MAY-2012 14:27

Client ID: 128825LCS

Instrument: smsd03.i

Sample Info: SW128825LCS

Operator: PEL

Column phase: HPMS-5

Column diameter: 0.25

1 N-Nitrosodimethylamine

Concentration: 1660 ug/kg

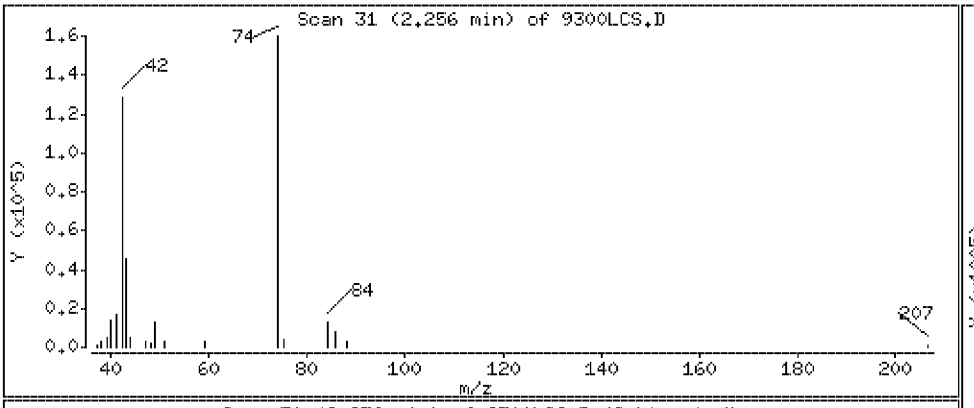

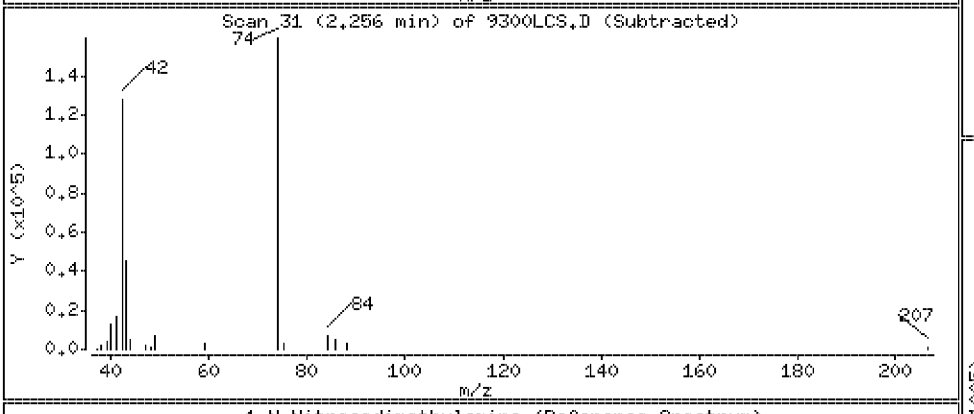

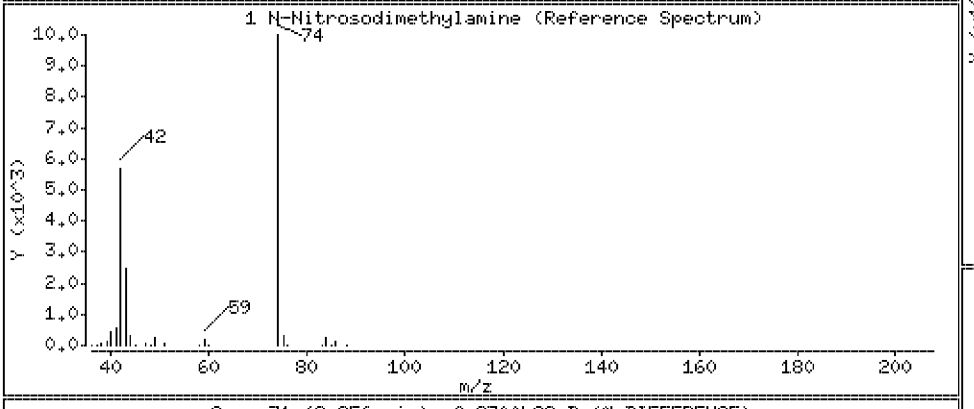

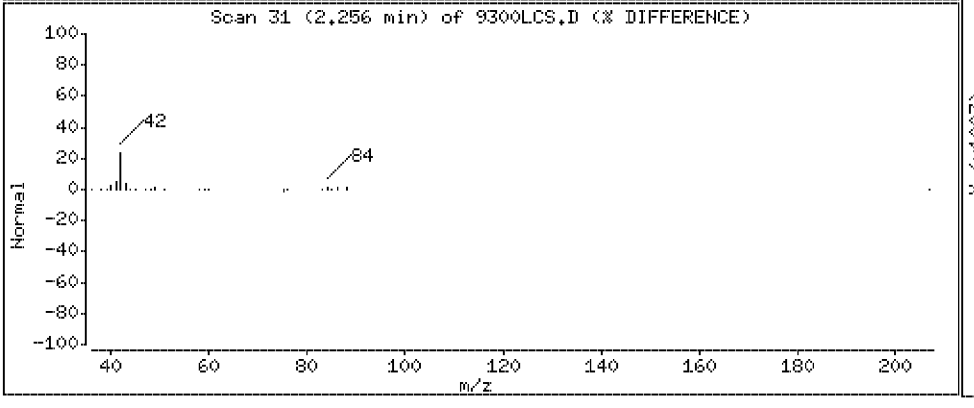

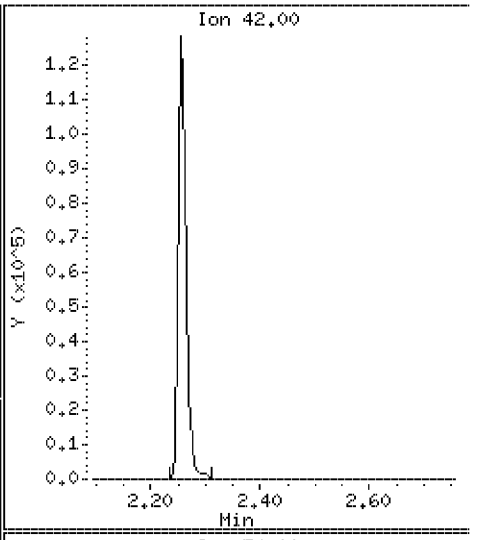

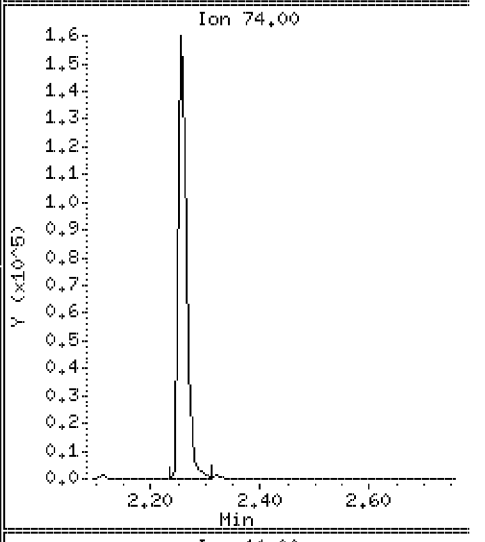

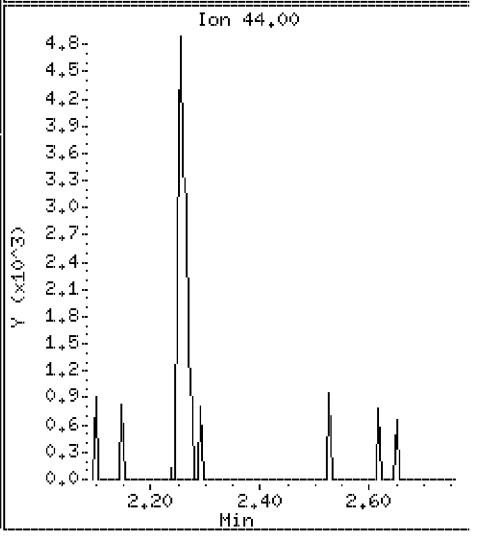

Data File: \\Svecd04\DD\chem\smsd03.i\S3050312.b\9300LCS.D

Date : 03-MAY-2012 14:27

Client ID: 128825LCS

Instrument: smsd03.i

Sample Info: SW128825LCS

Operator: PEL

Column phase: HPMS-5

Column diameter: 0.25

2 Pyridine

Concentration: 1070 ug/kg

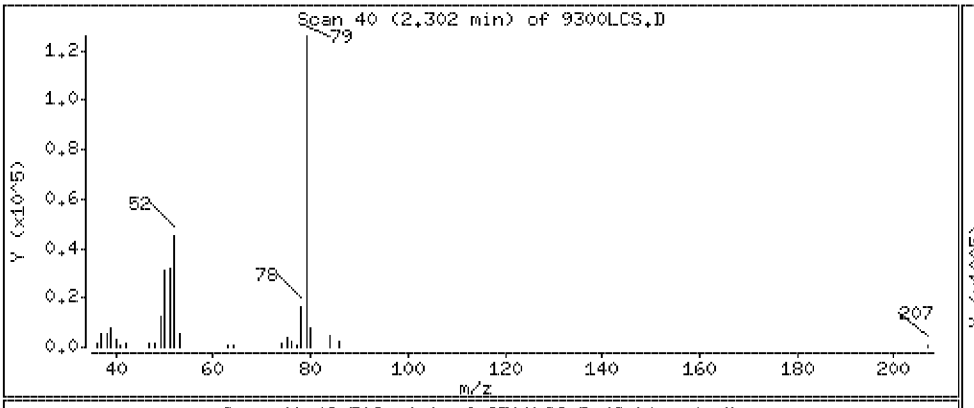

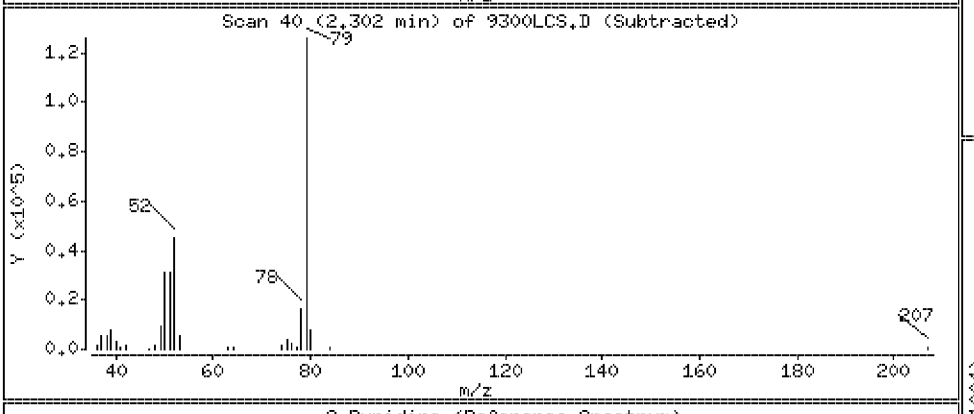

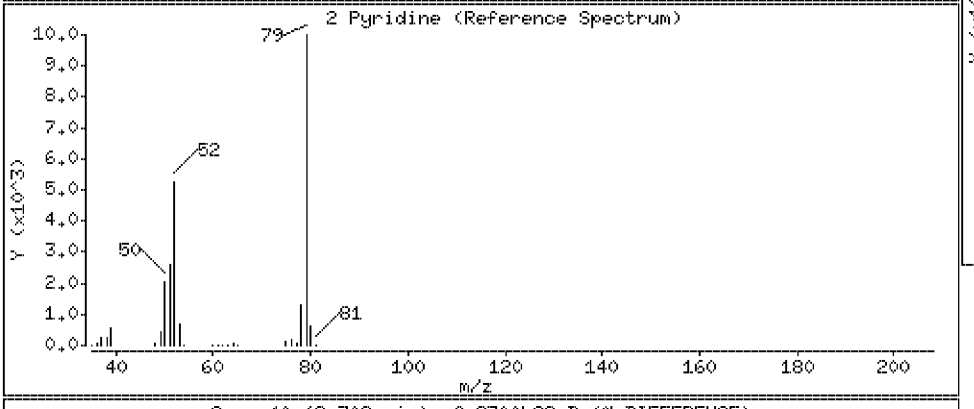

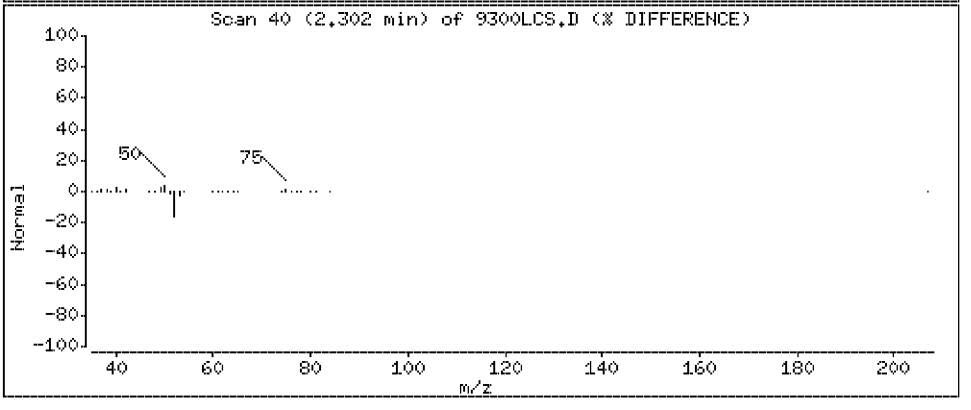

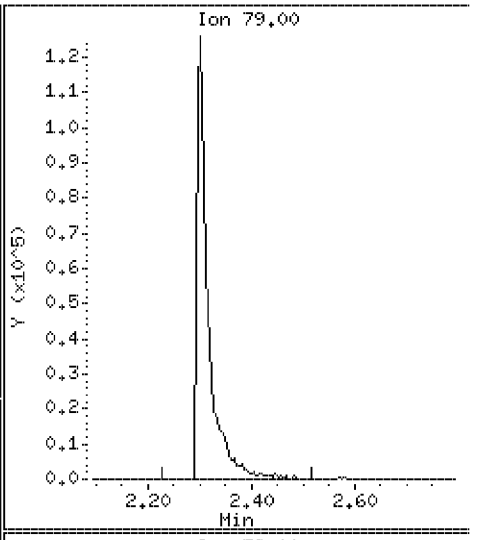

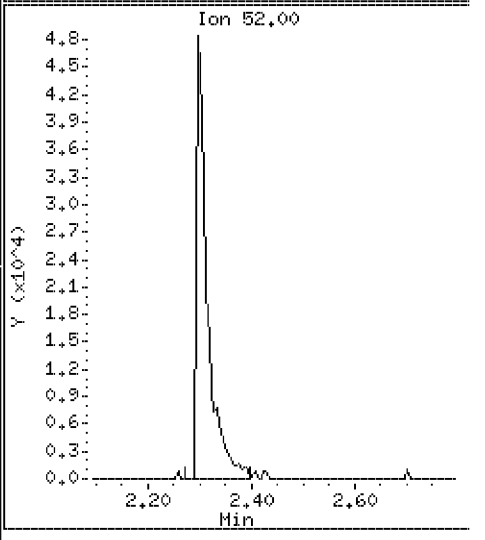

Data File: \\Svecd04\DD\chem\smsd03.i\S3050312.b\9300LCS.D

Date : 03-MAY-2012 14:27

Client ID: 128825LCS

Instrument: smsd03.i

Sample Info: SW128825LCS

Operator: PEL

Column phase: HPMS-5

Column diameter: 0.25

3 2- Picoline

Concentration: 904 ug/kg

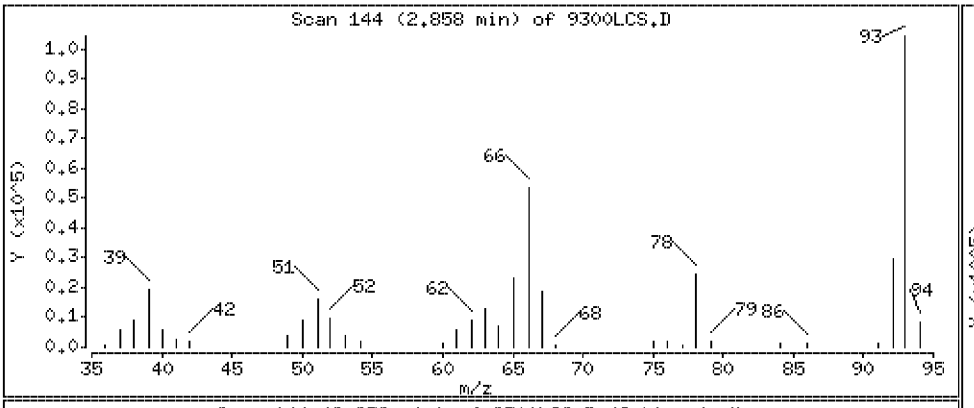

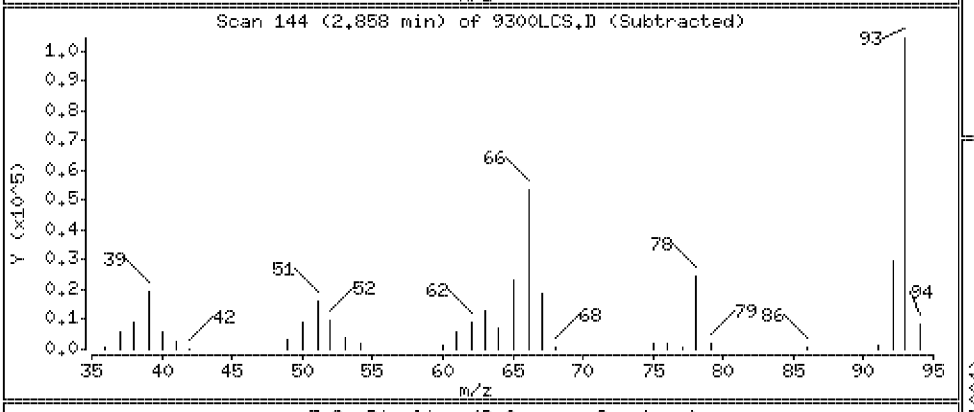

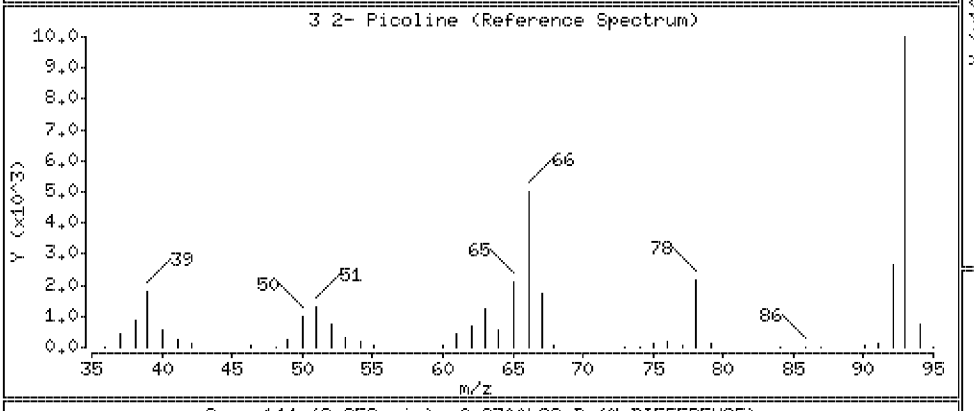

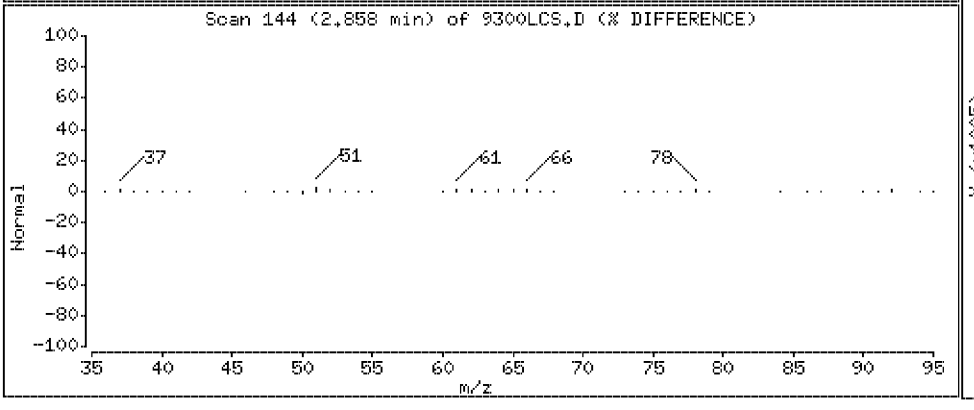

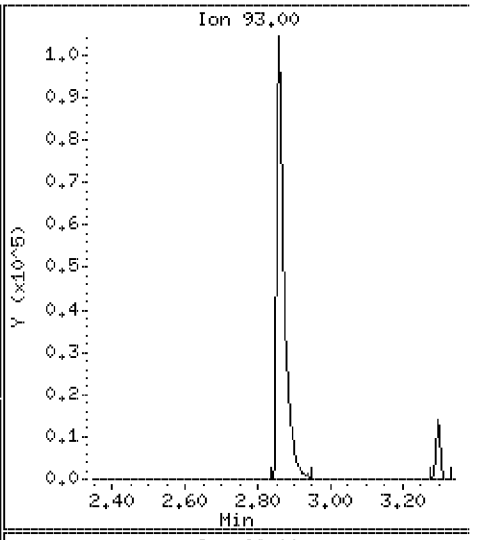

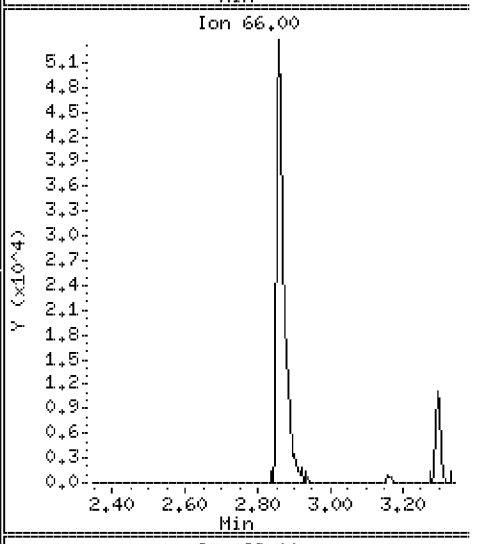

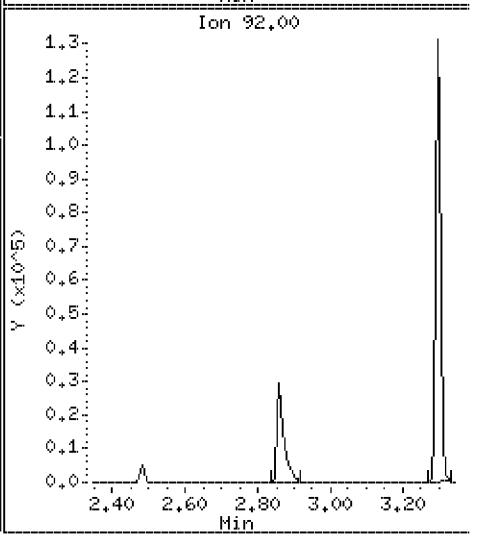

Data File: \\Svecd04\DD\chem\smsd03.i\S3050312.b\9300LCS.D

Date : 03-MAY-2012 14:27

Client ID: 128825LCS

Instrument: smsd03.i

Sample Info: SW128825LCS

Operator: PEL

Column phase: HPMS-5

Column diameter: 0.25

4 N-Nitrosomethylethylamine

Concentration: 1140 ug/kg

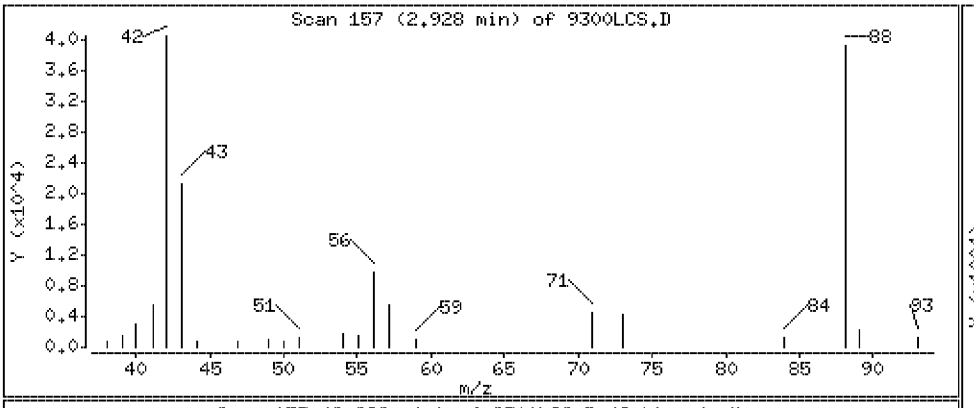

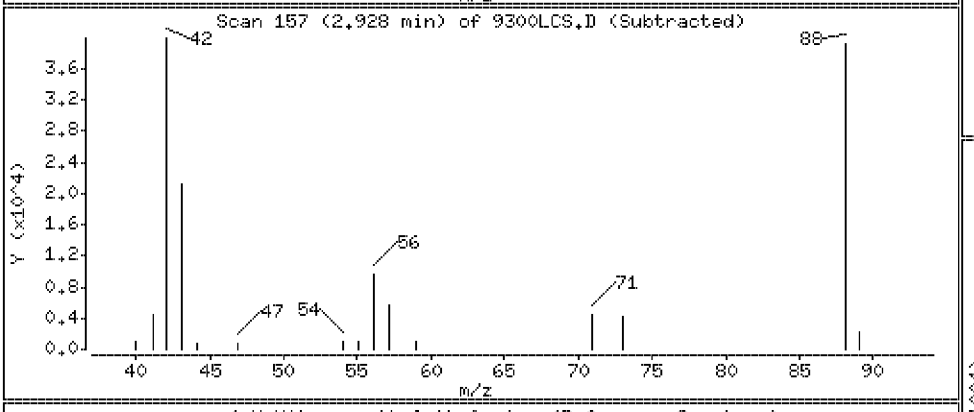

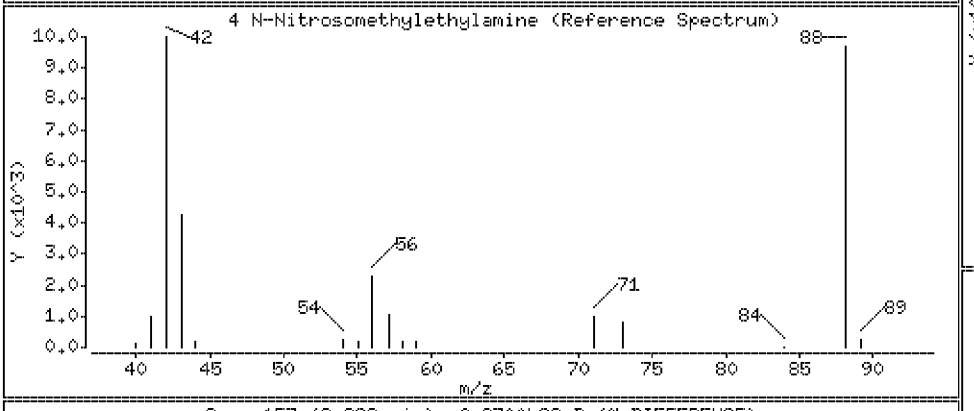

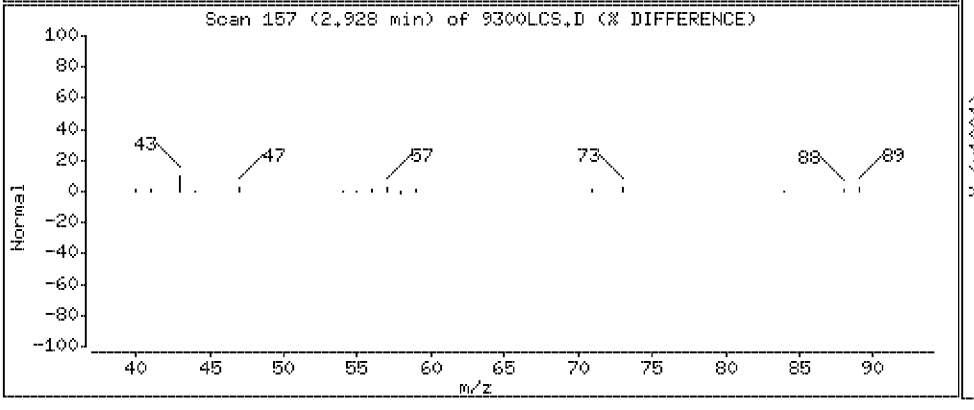

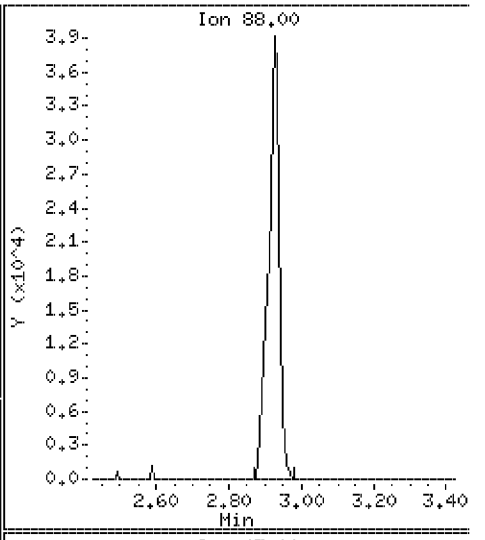

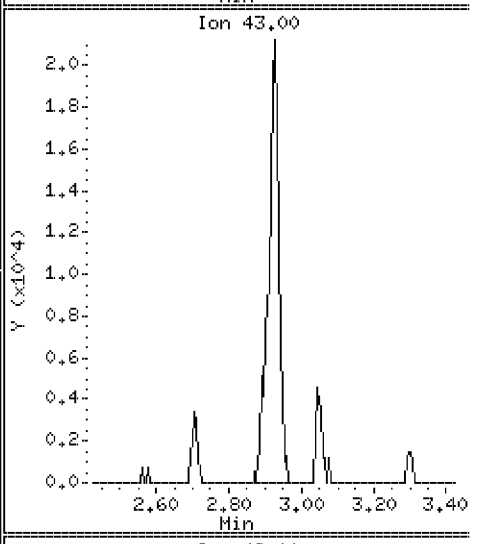

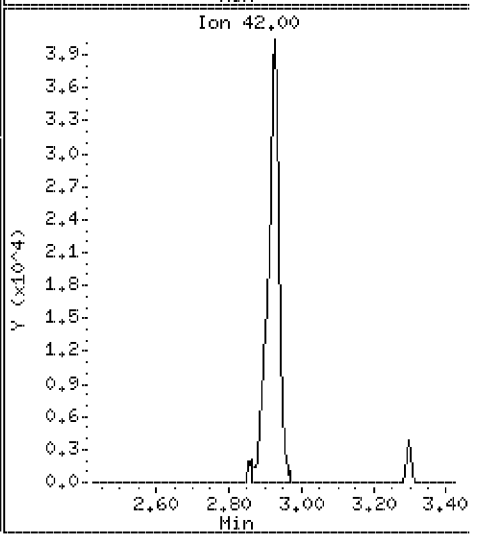

Data File: \\Svecd04\DD\chem\smsd03.i\S3050312.b\9300LCS.D

Date : 03-MAY-2012 14:27

Client ID: 128825LCS

Instrument: smsd03.i

Sample Info: SW128825LCS

Operator: PEL

Column phase: HPMS-5

Column diameter: 0.25

5 Methyl Methanesulfonate

Concentration: 1310 ug/kg

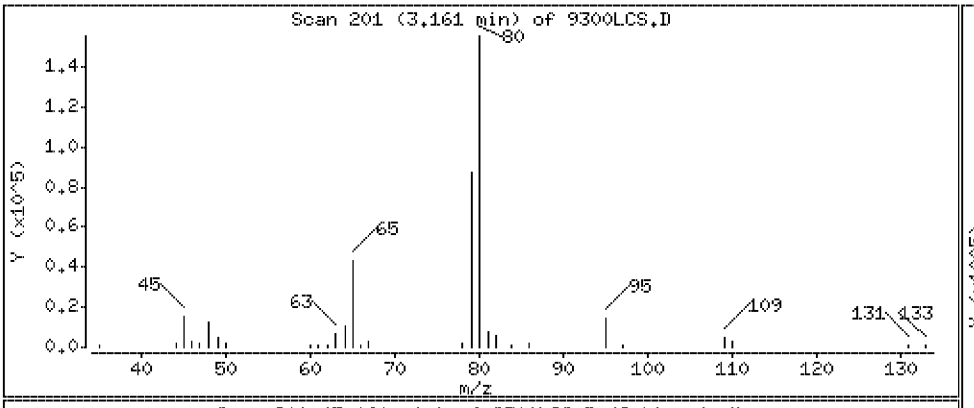

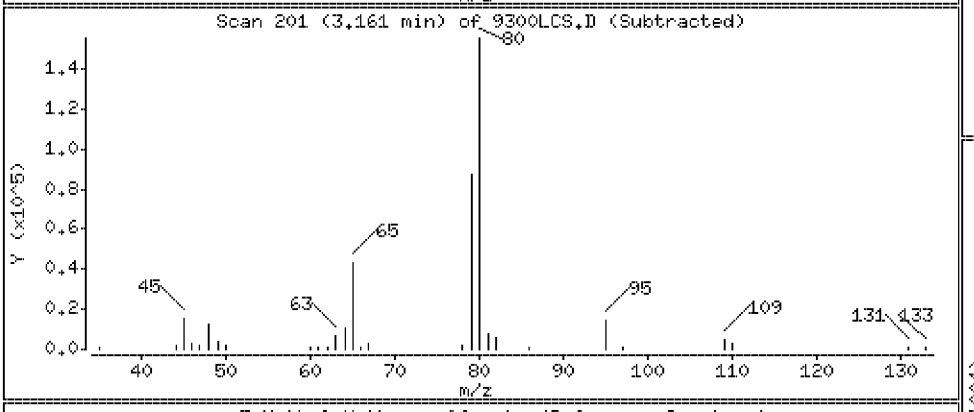

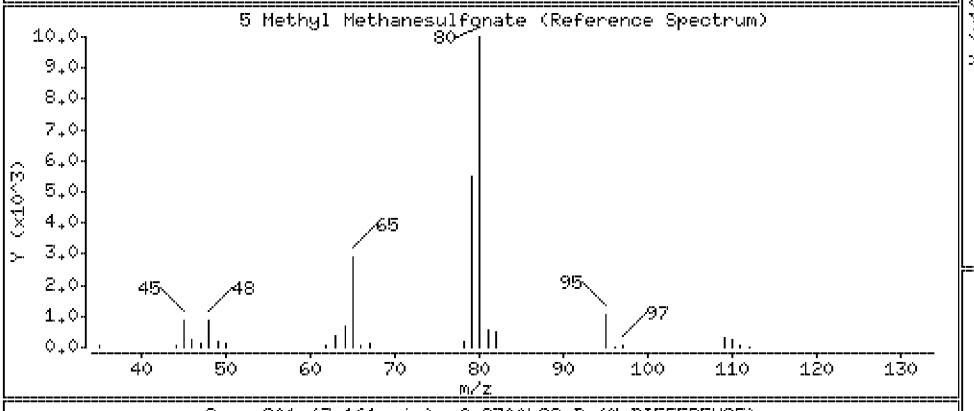

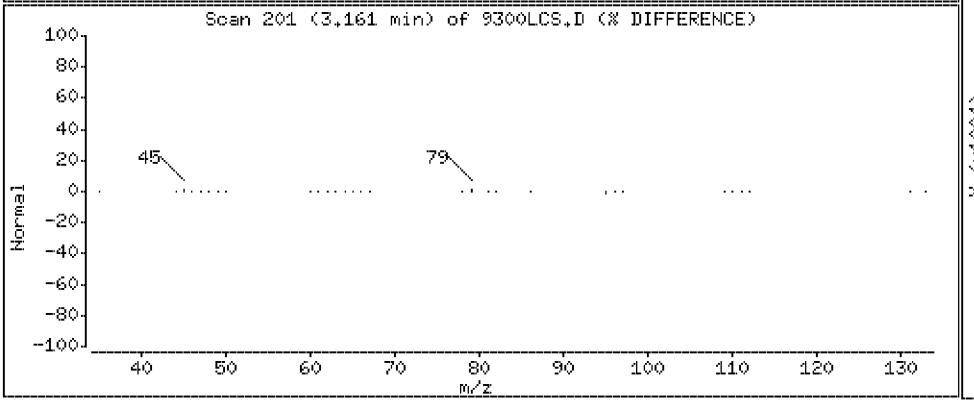

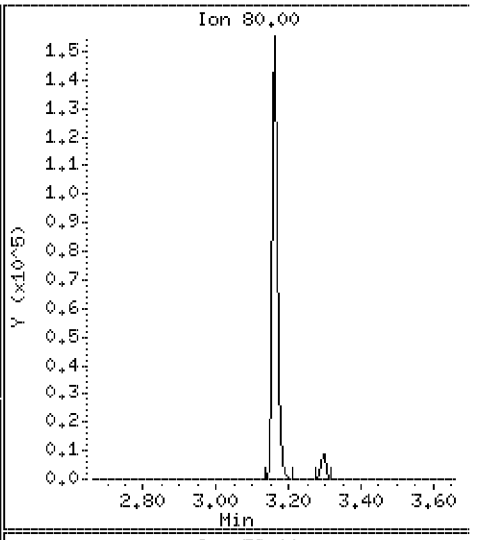

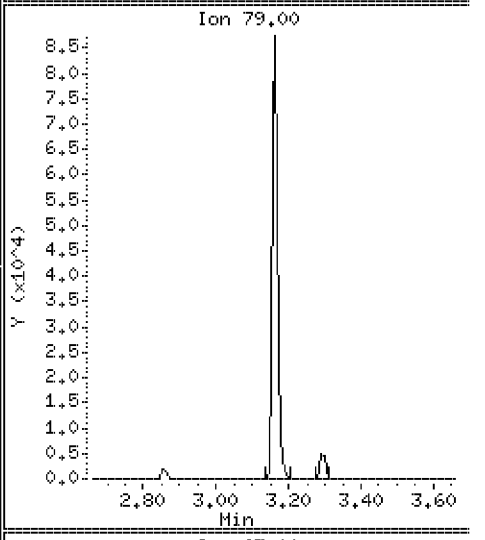

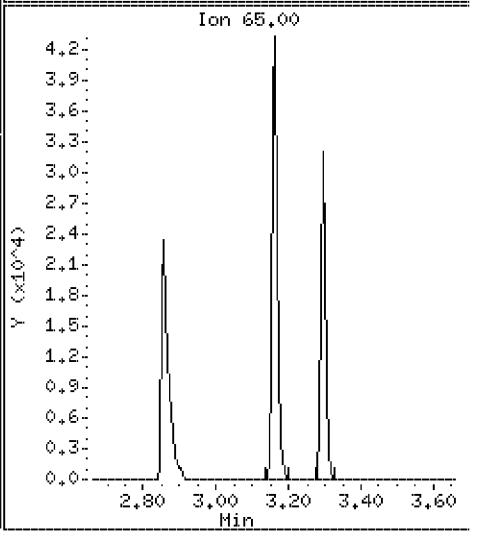

Data File: \\Svecd04\DD\chem\smsd03.i\S3050312.b\9300LCS.D

Date : 03-MAY-2012 14:27

Client ID: 128825LCS

Instrument: smsd03.i

Sample Info: SW128825LCS

Operator: PEL

Column phase: HPMS-5

Column diameter: 0.25

7 N-Nitrosodiethylamine

Concentration: 1230 ug/kg

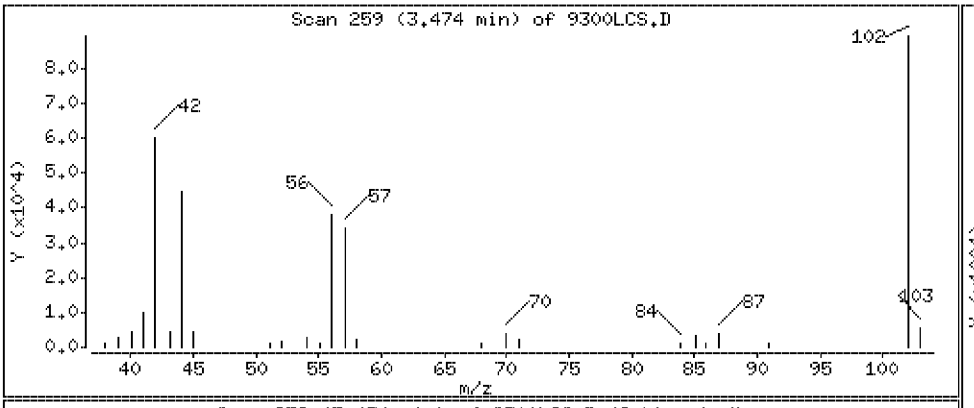

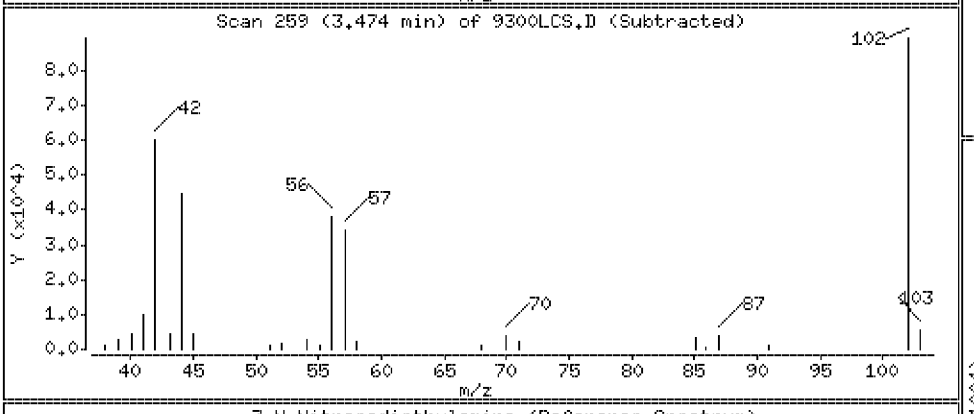

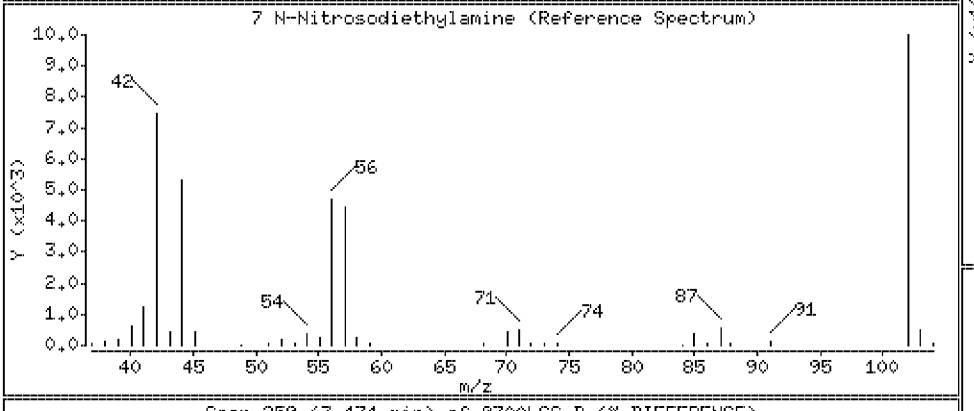

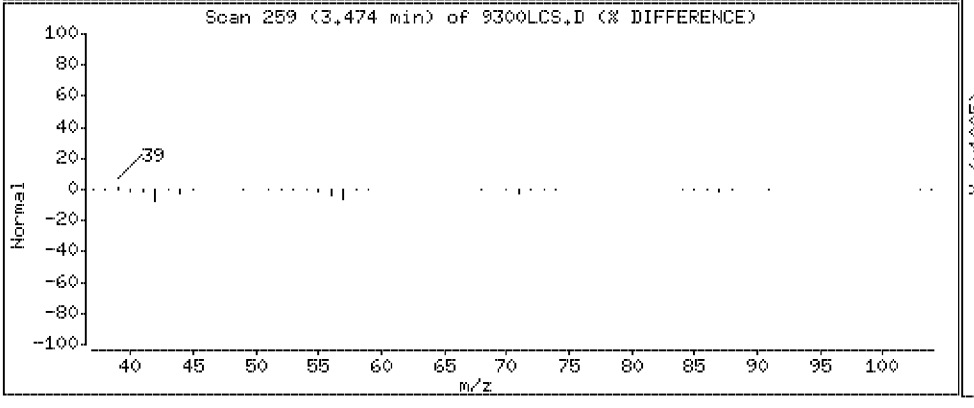

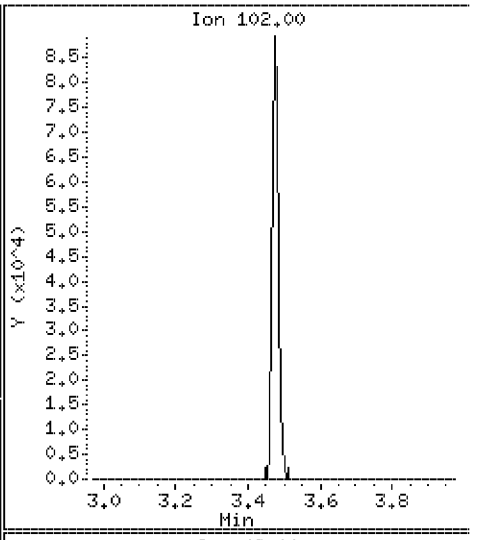

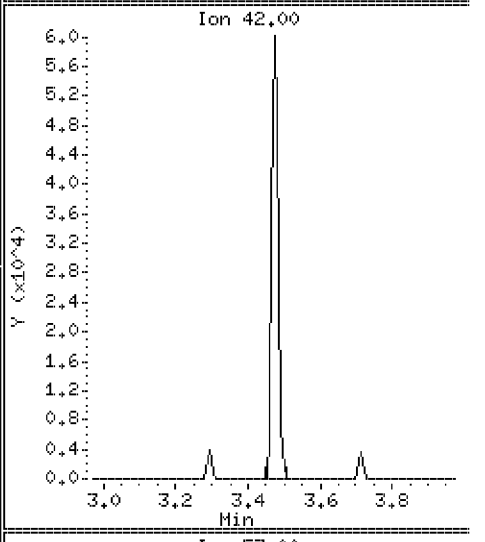

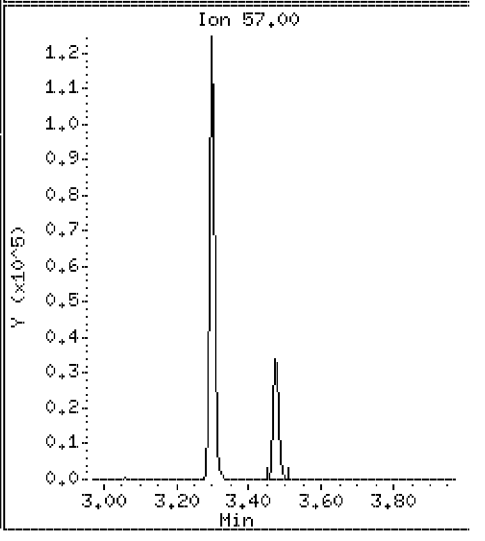

Data File: \\Svecd04\DD\chem\smsd03.i\S3050312.b\9300LCS.D

Date : 03-MAY-2012 14:27

Client ID: 128825LCS

Instrument: smsd03.i

Sample Info: SW128825LCS

Operator: PEL

Column phase: HPMS-5

Column diameter: 0.25

8 Ethyl Methanesulfonate

Concentration: 1410 ug/kg

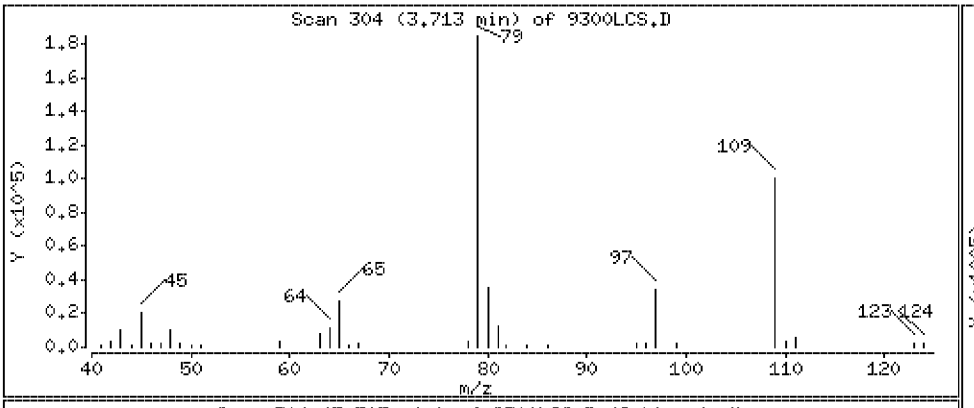

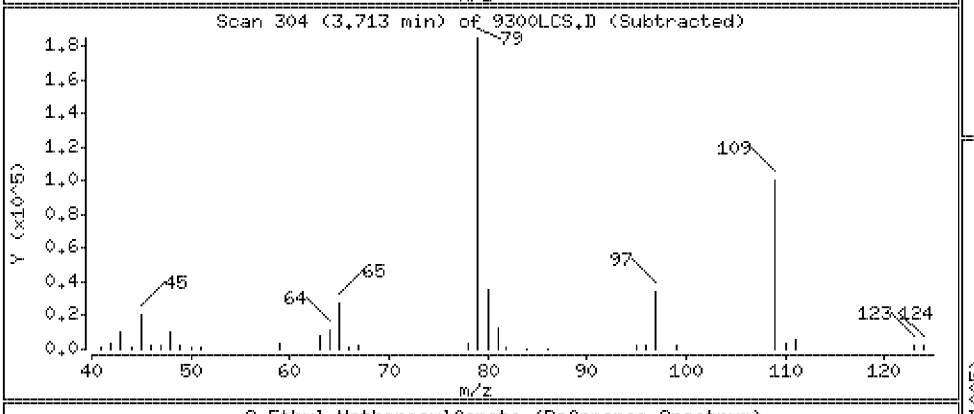

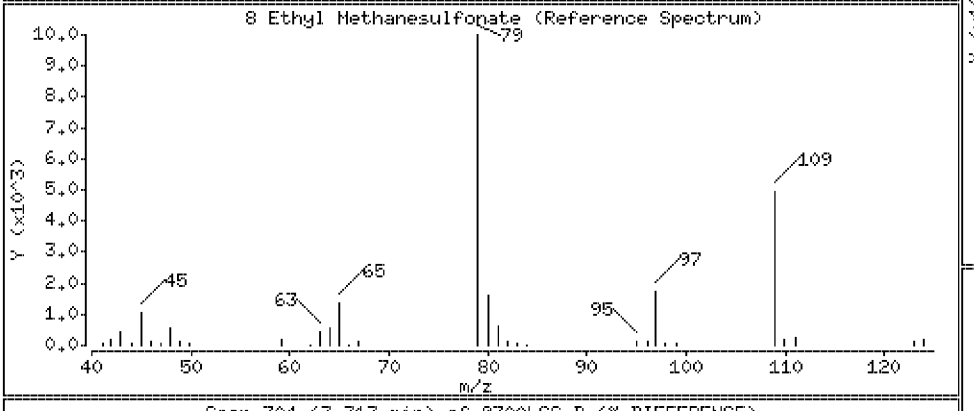

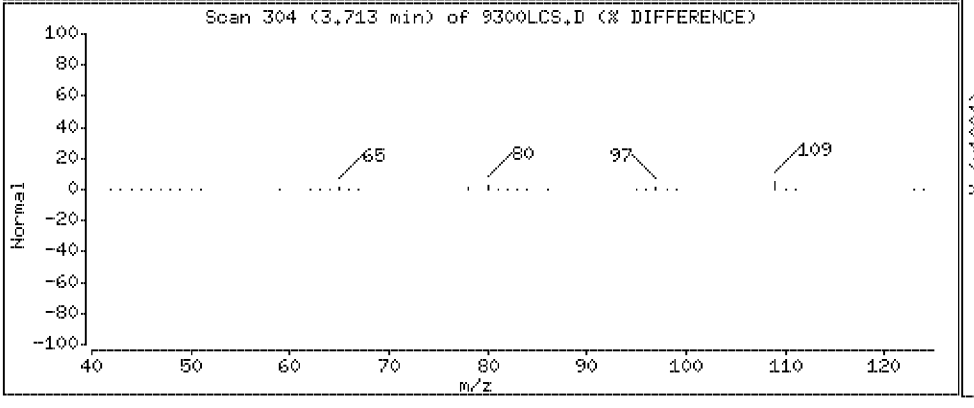

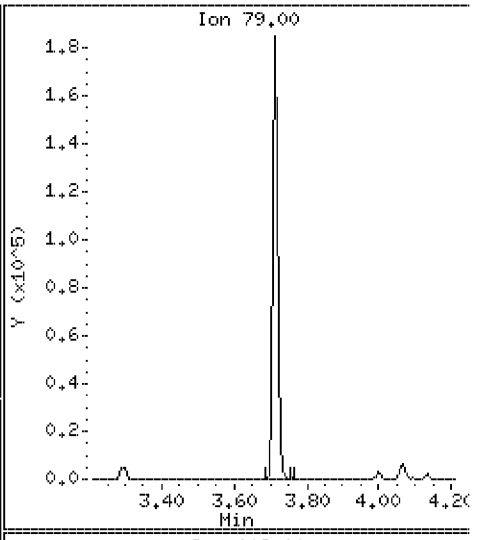

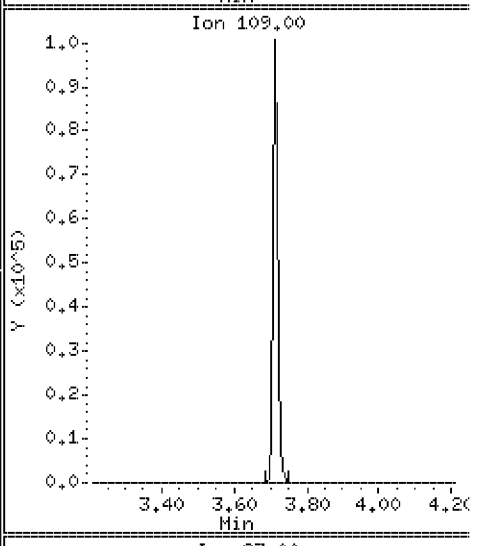

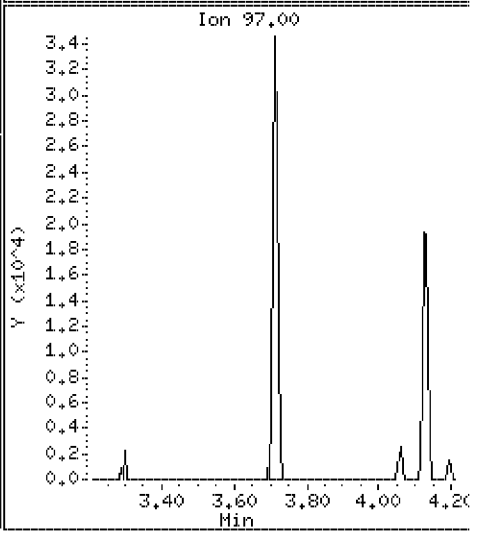

Data File: \\Svecd04\DD\chem\smsd03.i\S3050312.b\9300LCS.D

Date : 03-MAY-2012 14:27

Client ID: 128825LCS

Instrument: smsd03.i

Sample Info: SW128825LCS

Operator: PEL

Column phase: HPMS-5

Column diameter: 0.25

9 Benzaldehyde

Concentration: 1110 ug/kg

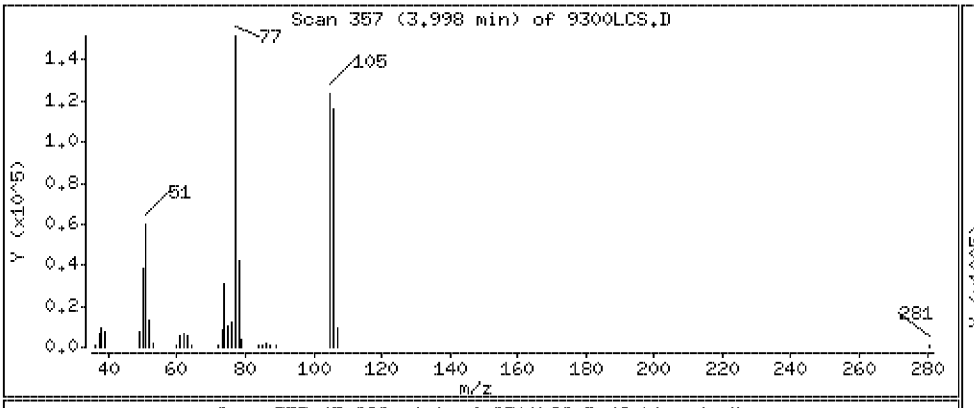

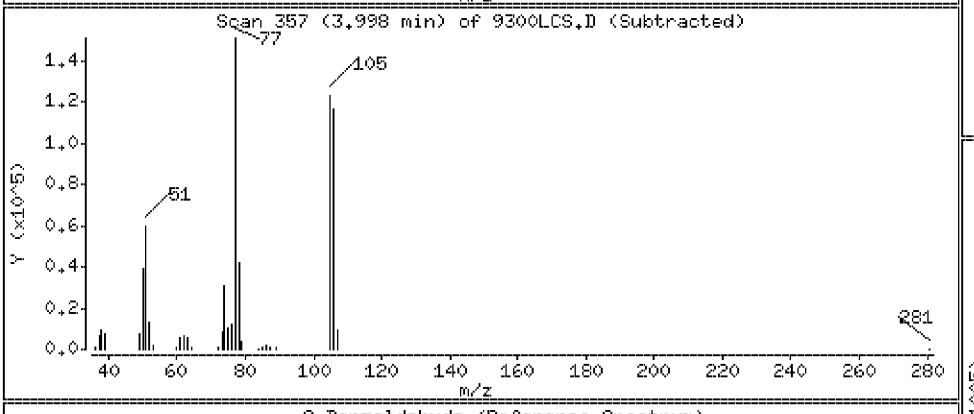

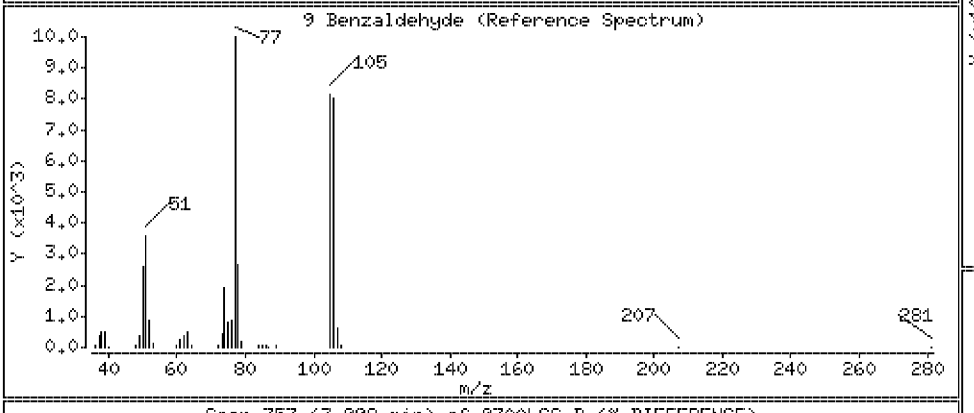

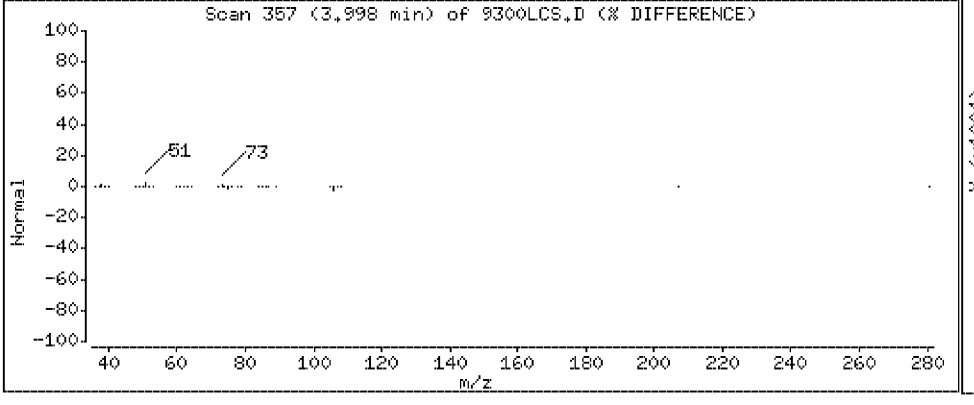

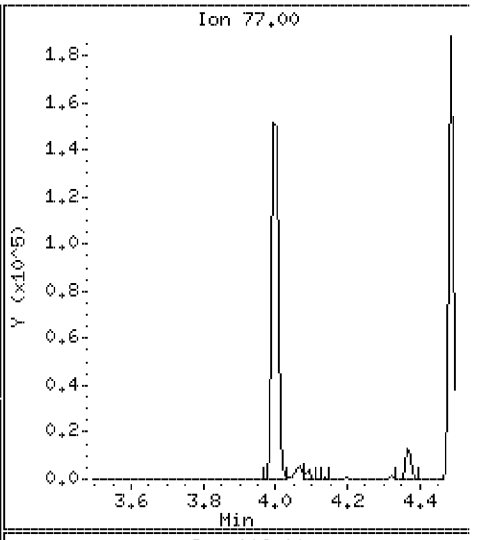

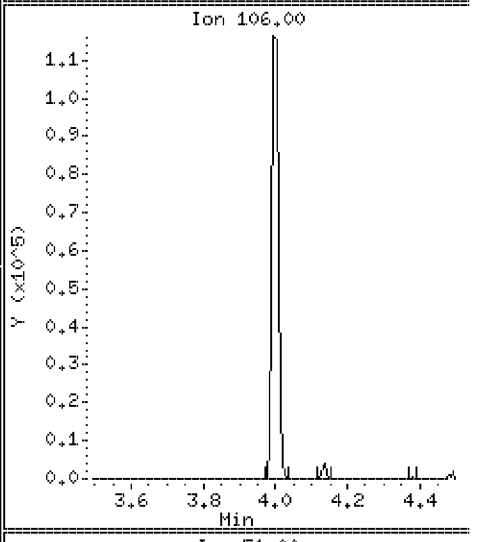

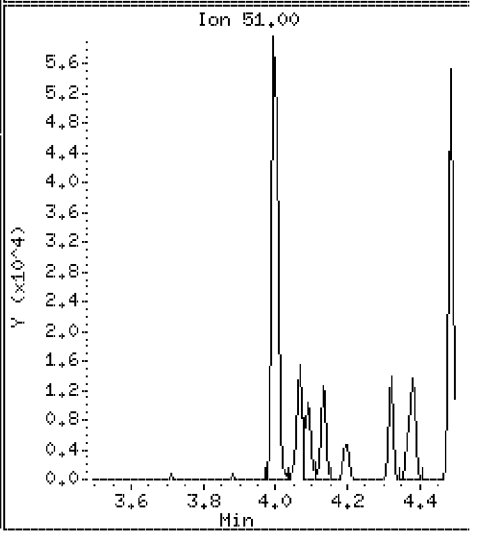

Data File: \\Svecd04\DD\chem\smsd03.i\S3050312.b\9300LCS.D

Date : 03-MAY-2012 14:27

Client ID: 128825LCS

Instrument: smsd03.i

Sample Info: SW128825LCS

Operator: PEL

Column phase: HPMS-5

Column diameter: 0.25

10 Aniline

Concentration: 1170 ug/kg

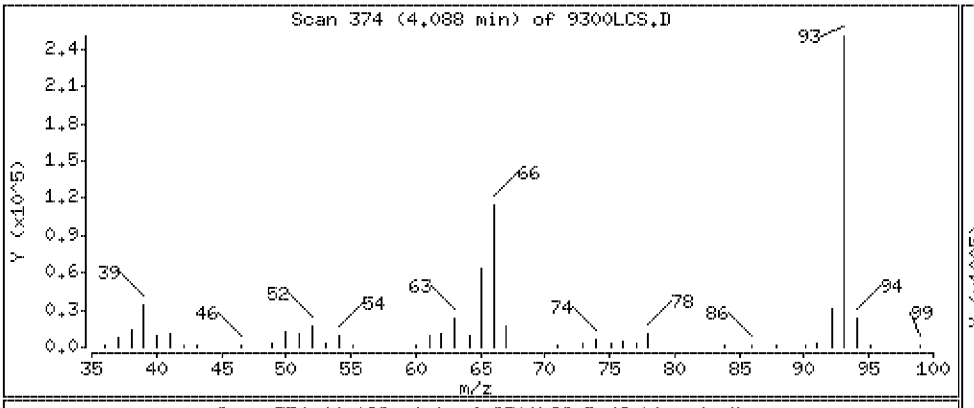

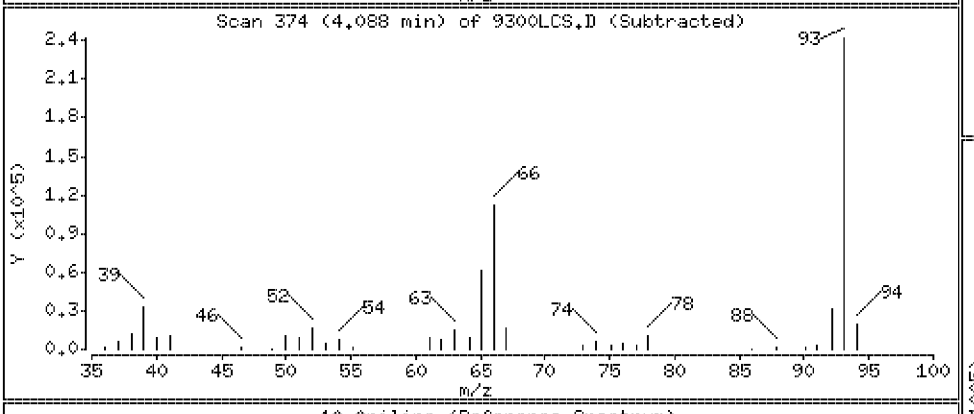

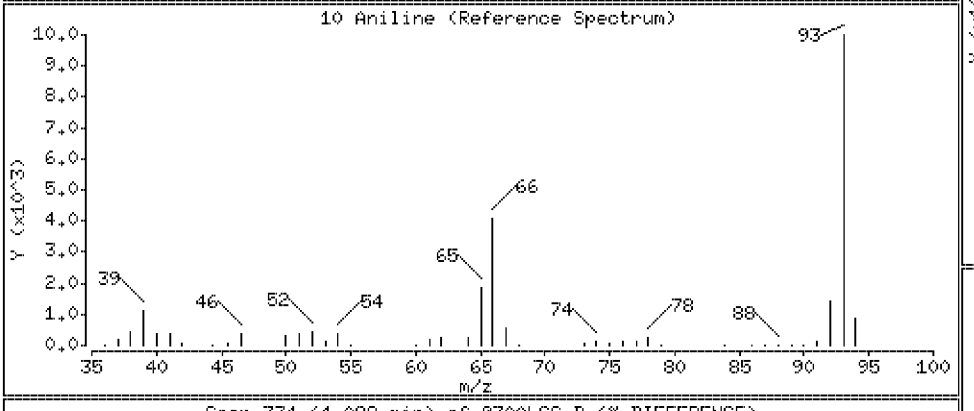

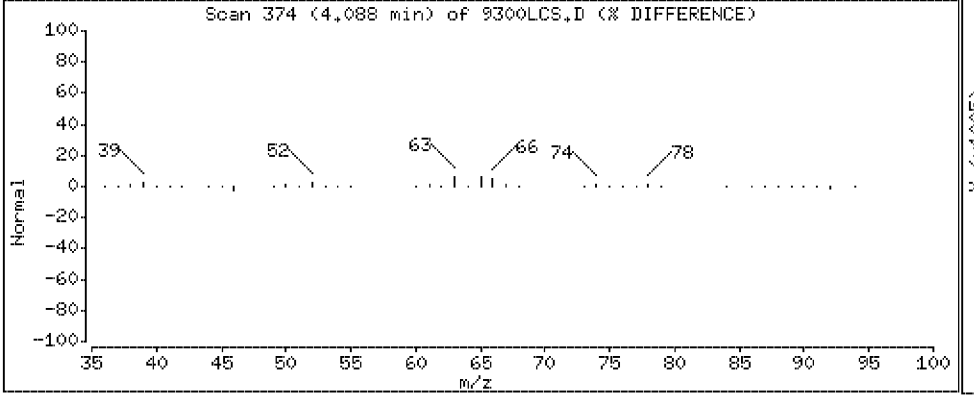

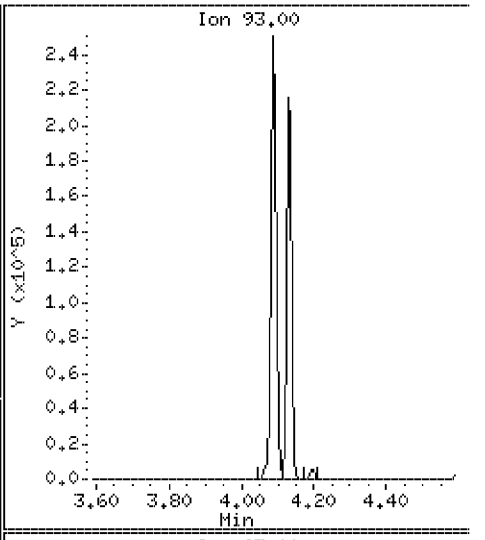

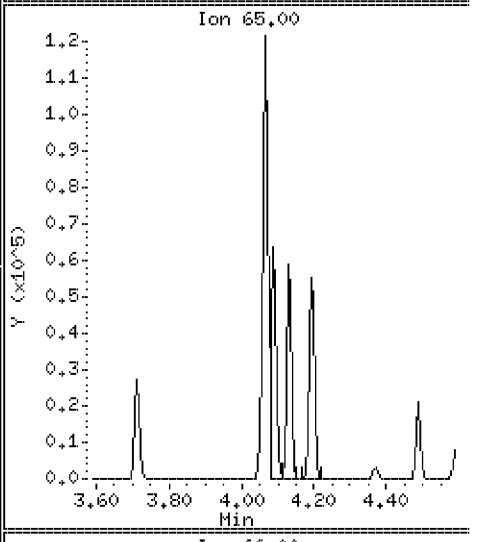

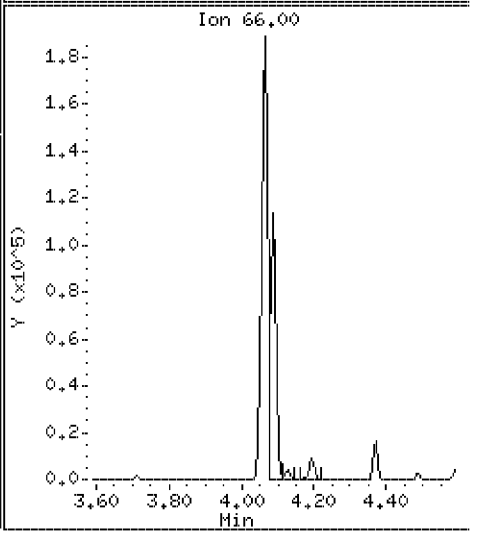

Data File: \\Svecd04\DD\chem\smsd03.i\S3050312.b\9300LCS.D

Date : 03-MAY-2012 14:27

Client ID: 128825LCS

Instrument: smsd03.i

Sample Info: SW128825LCS

Operator: PEL

Column phase: HPMS-5

Column diameter: 0.25

12 Pentachloroethane

Concentration: 1290 ug/kg

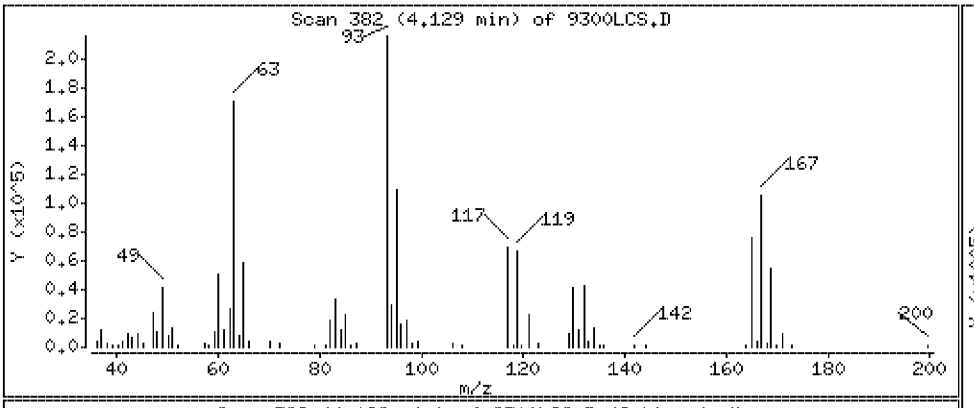

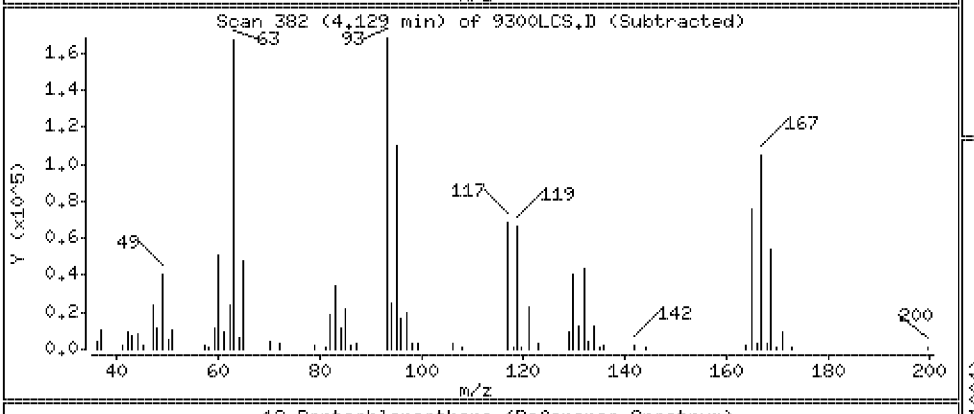

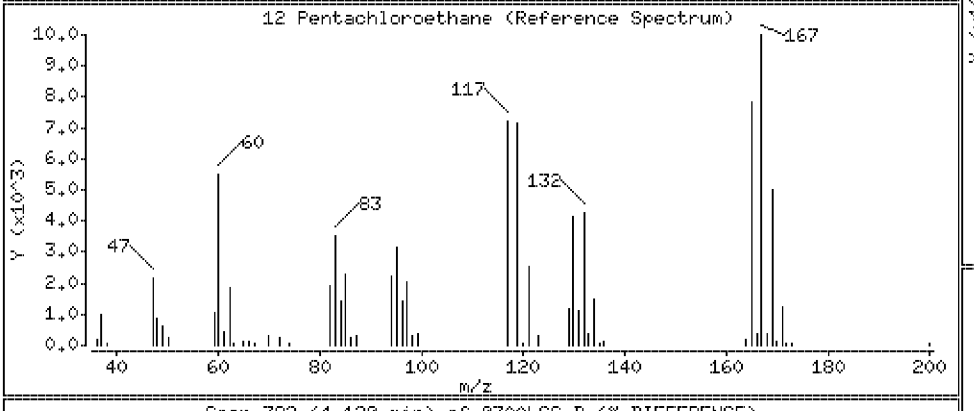

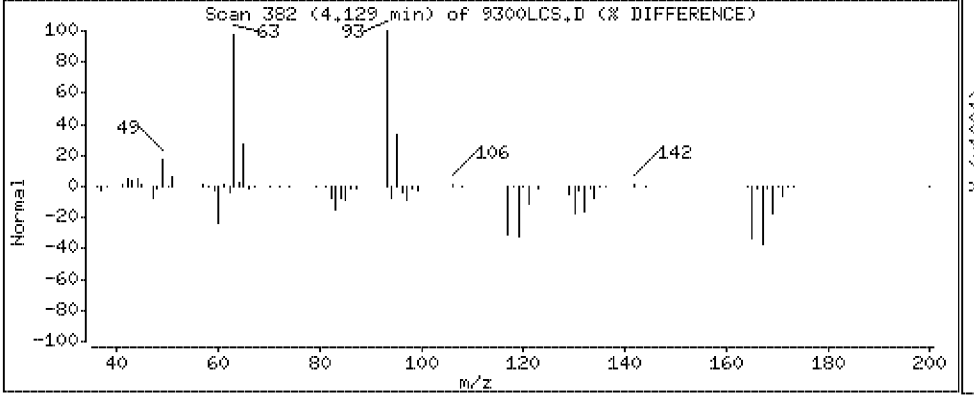

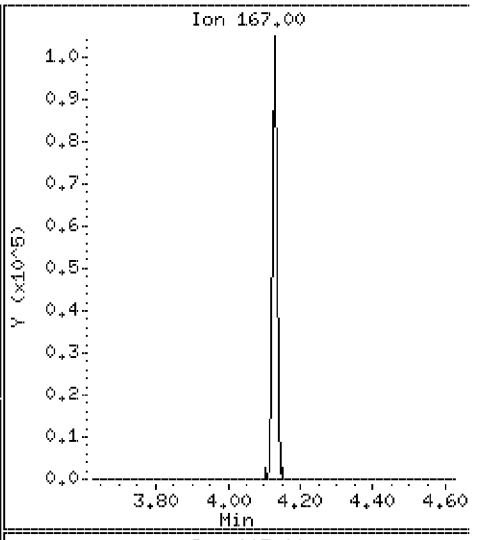

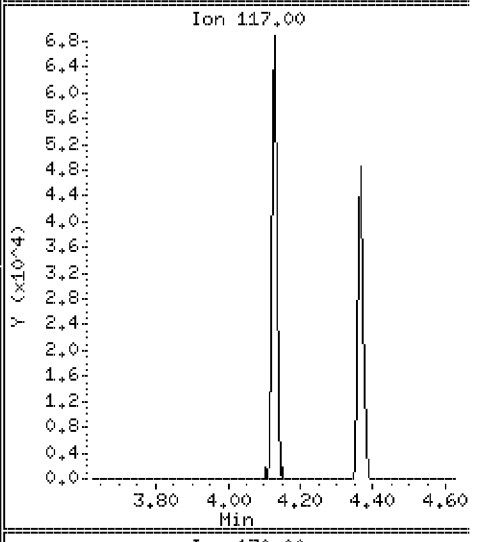

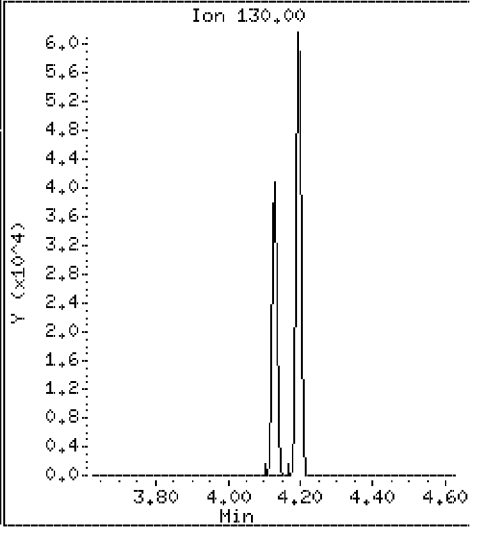

Data File: \\Svecd04\DD\chem\smsd03.i\S3050312.b\9300LCS.D

Date : 03-MAY-2012 14:27

Client ID: 128825LCS

Instrument: smsd03.i

Sample Info: SW128825LCS

Operator: PEL

Column phase: HPMS-5

Column diameter: 0.25

13 Phenol

Concentration: 1380 ug/kg

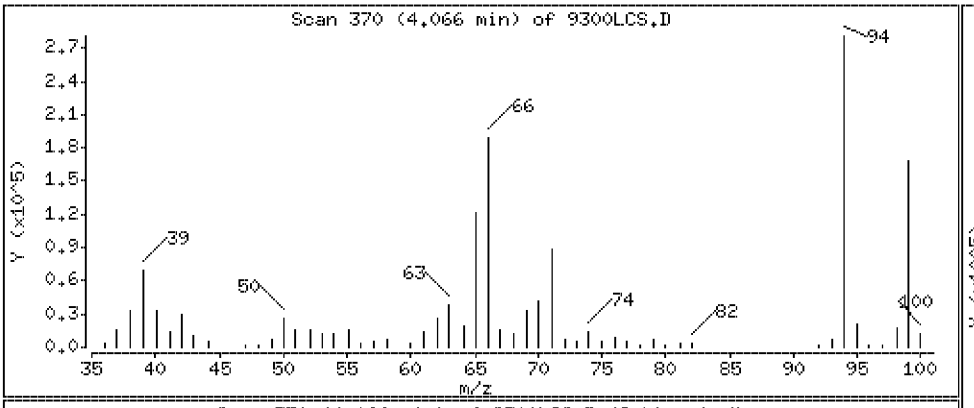

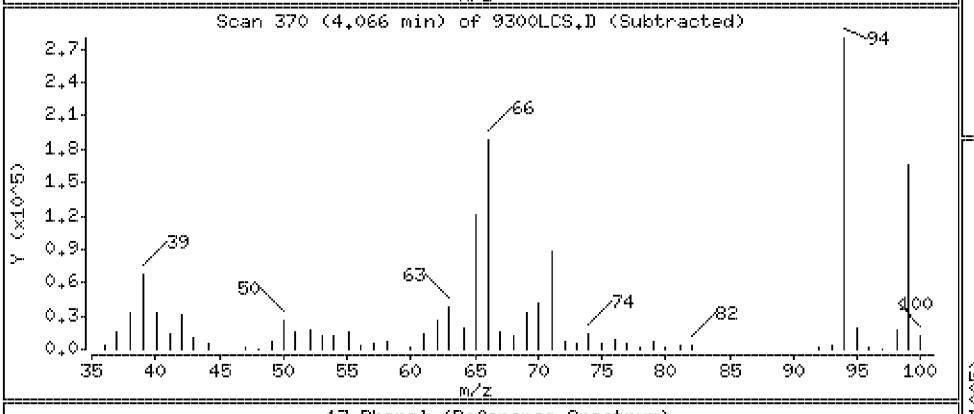

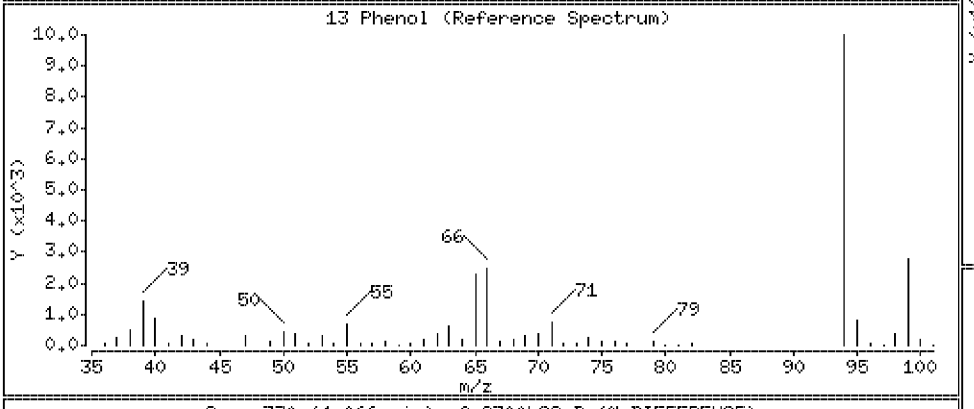

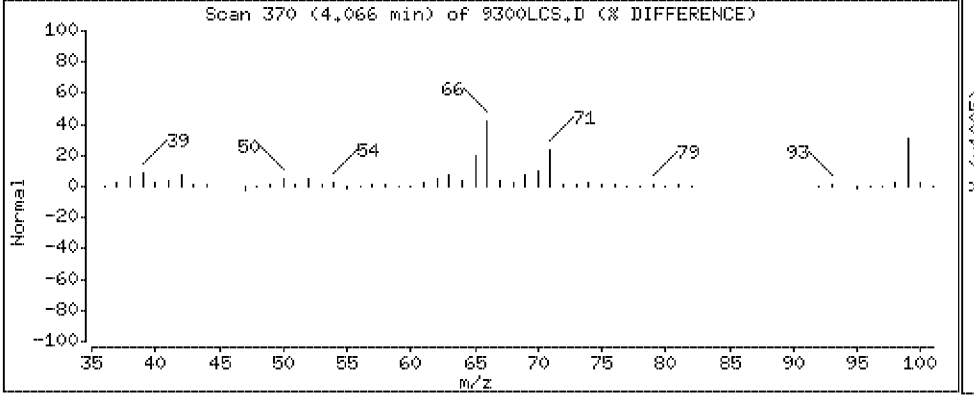

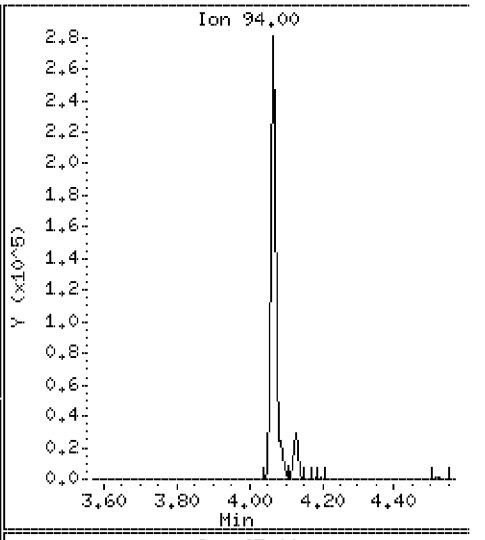

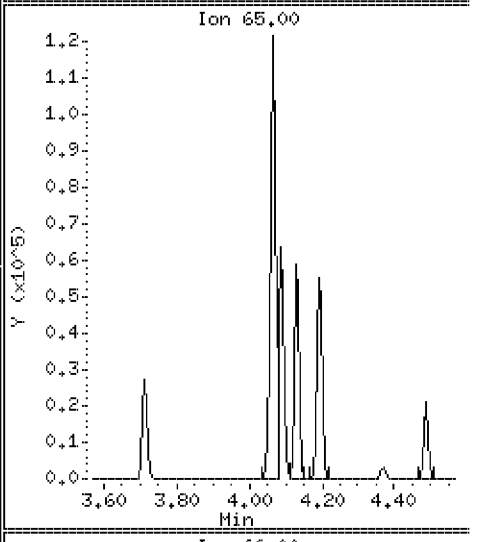

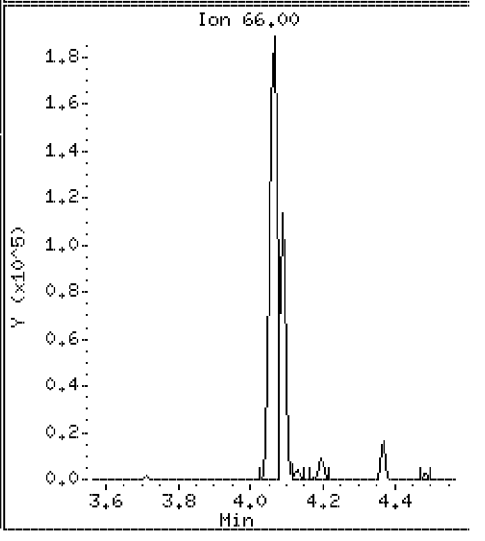

Data File: \\Svecd04\DD\chem\smsd03.i\S3050312.b\9300LCS.D

Date : 03-MAY-2012 14:27

Client ID: 128825LCS

Instrument: smsd03.i

Sample Info: SW128825LCS

Operator: PEL

Column phase: HPMS-5

Column diameter: 0.25

14 Bis(2-Chloroethyl)ether

Concentration: 1550 ug/kg

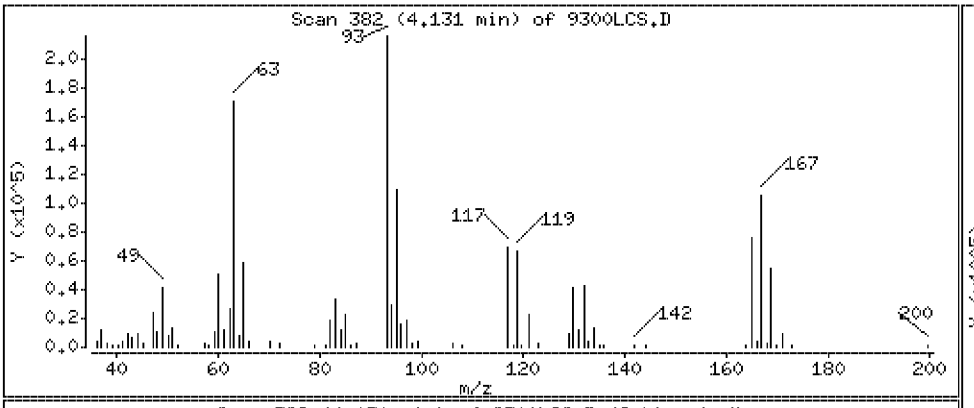

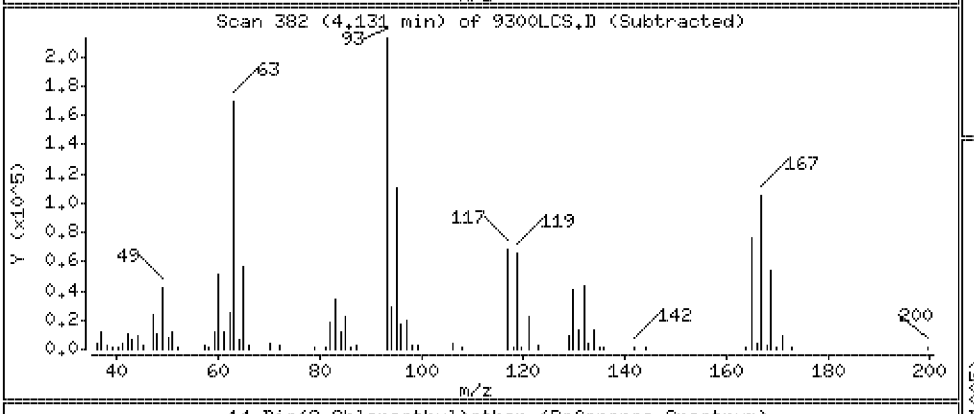

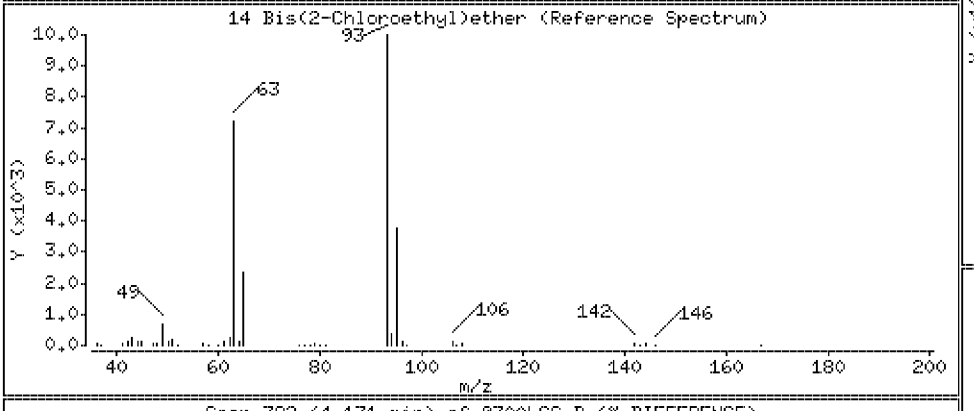

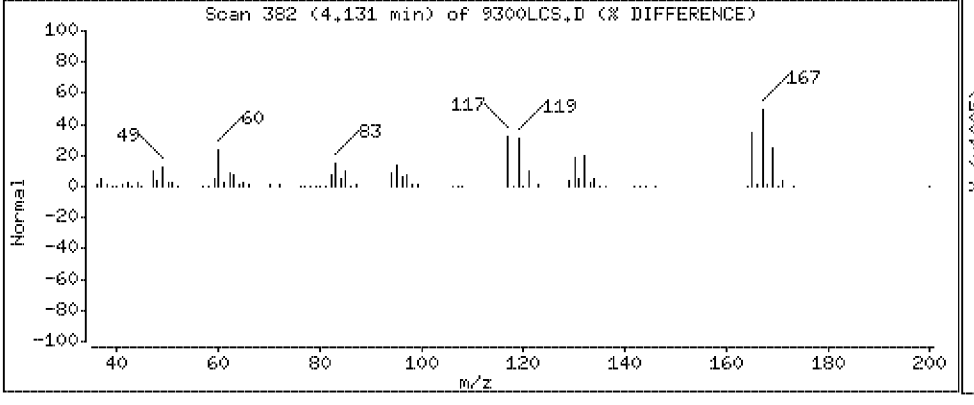

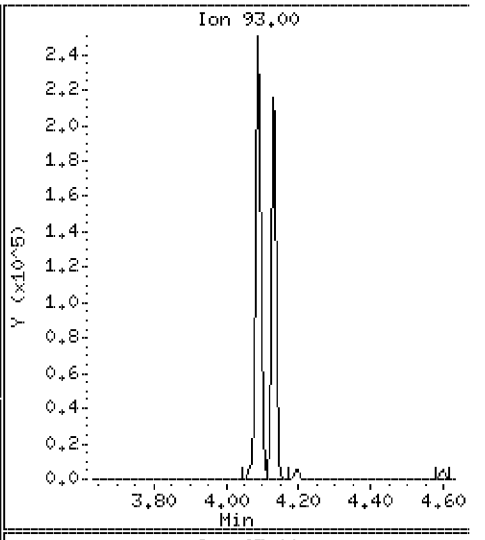

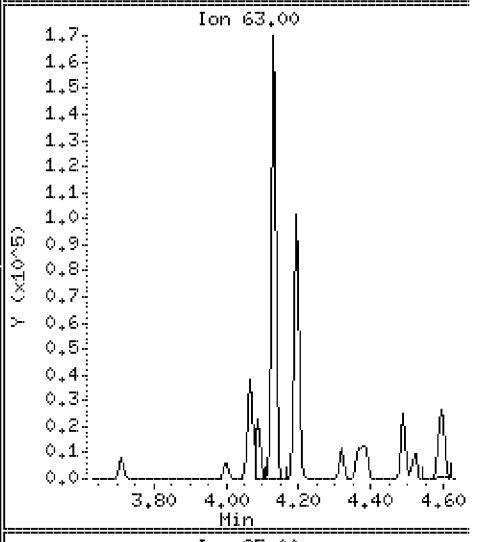

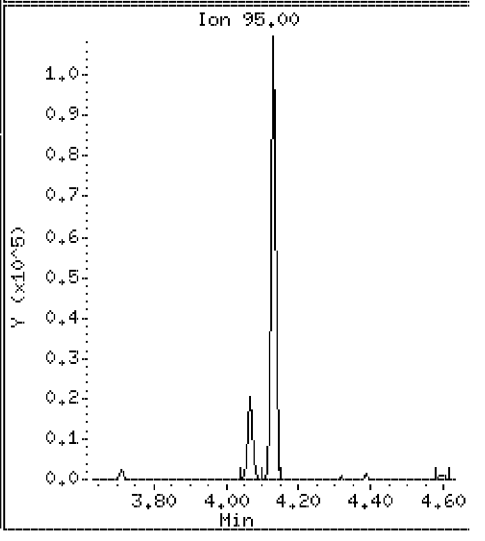

Data File: \\Svecd04\DD\chem\smsd03.i\S3050312.b\9300LCS.D

Date : 03-MAY-2012 14:27

Client ID: 128825LCS

Instrument: smsd03.i

Sample Info: SW128825LCS

Operator: PEL

Column phase: HPMS-5

Column diameter: 0.25

15 2-Chlorophenol

Concentration: 1430 ug/kg

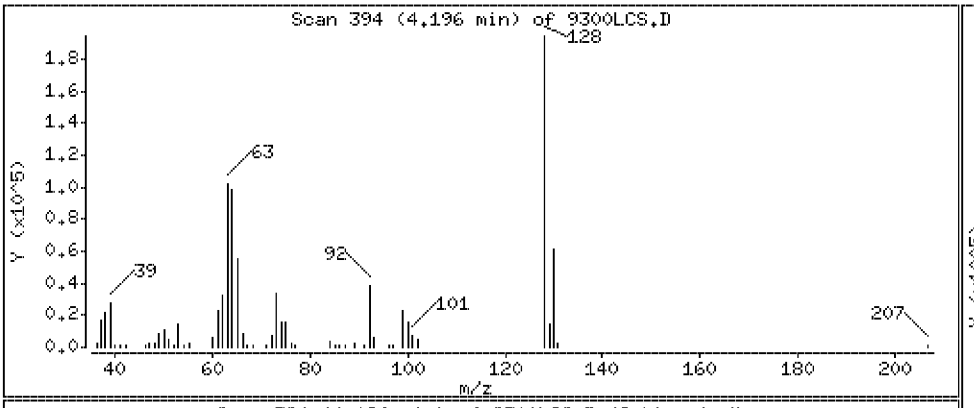

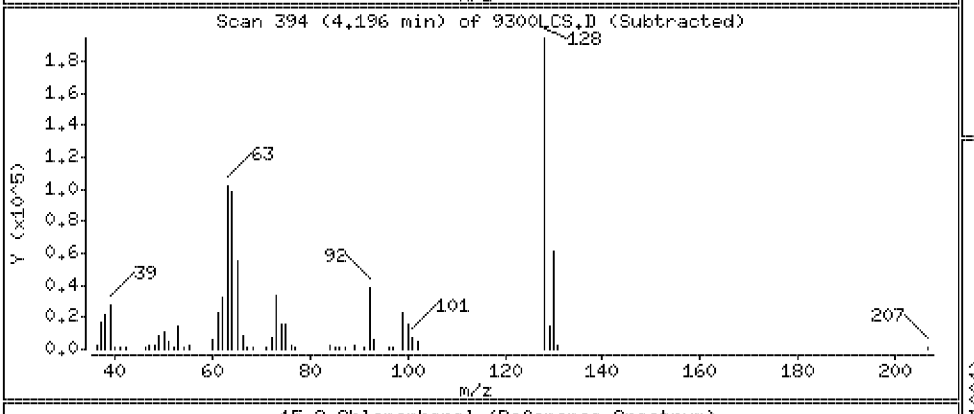

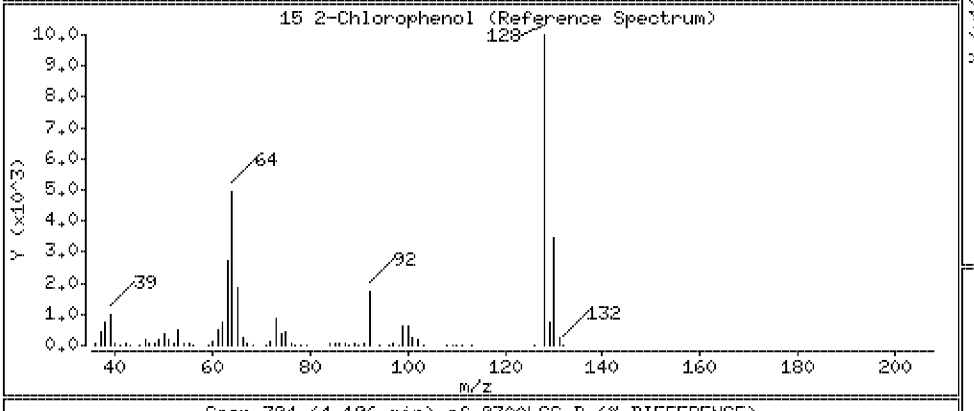

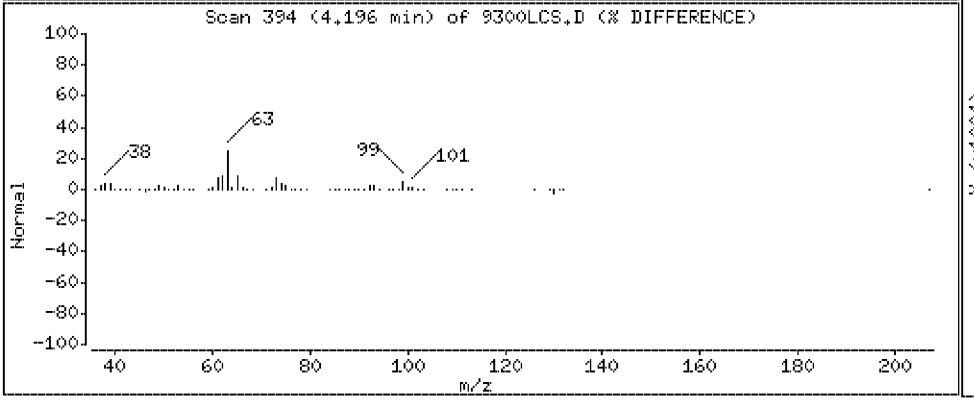

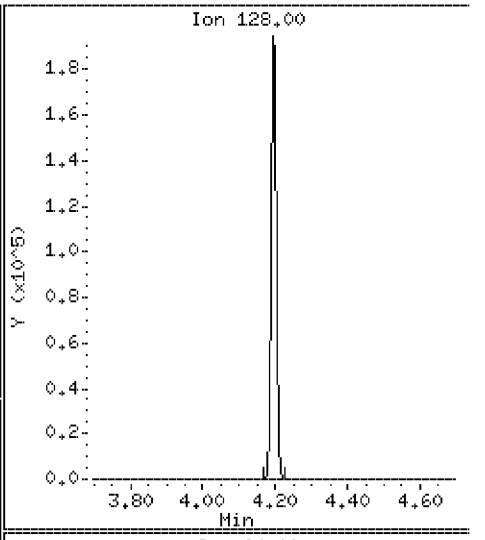

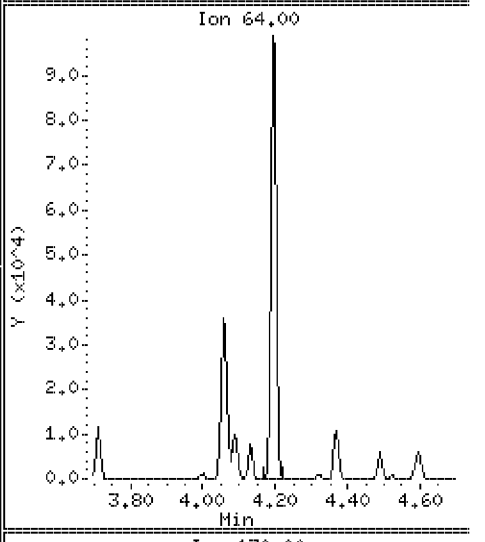

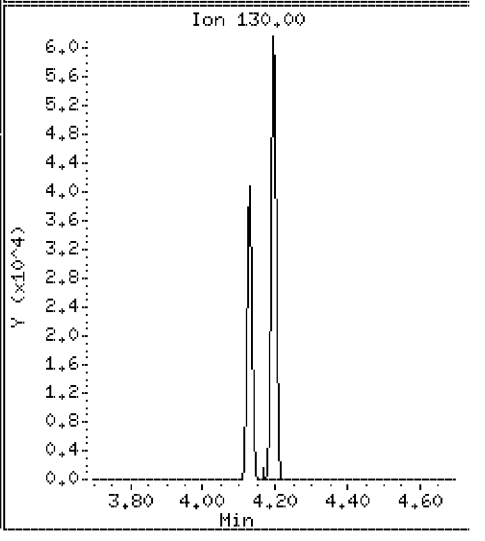

Data File: \\Svecd04\DD\chem\smsd03.i\S3050312.b\9300LCS.D

Date : 03-MAY-2012 14:27

Client ID: 128825LCS

Instrument: smsd03.i

Sample Info: SW128825LCS

Operator: PEL

Column phase: HPMS-5

Column diameter: 0.25

17 1,3-Dichlorobenzene

Concentration: 1320 ug/kg

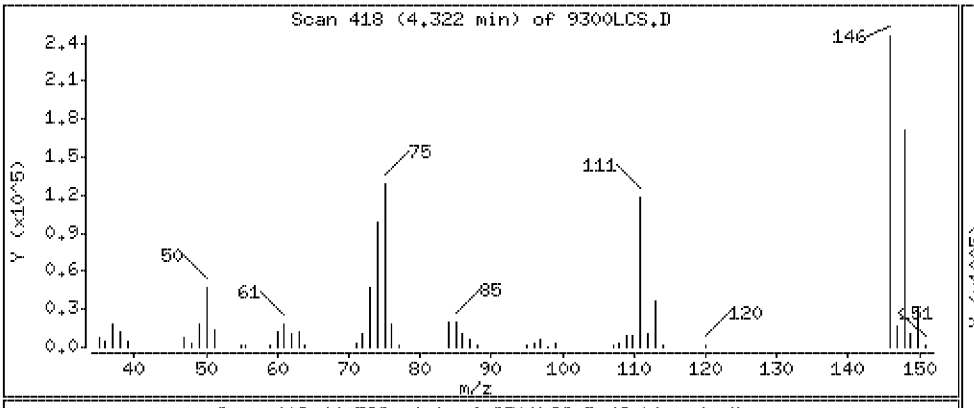

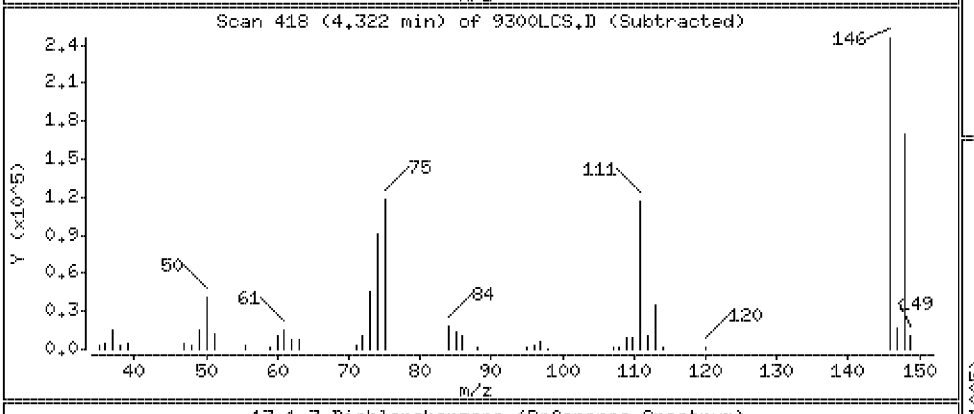

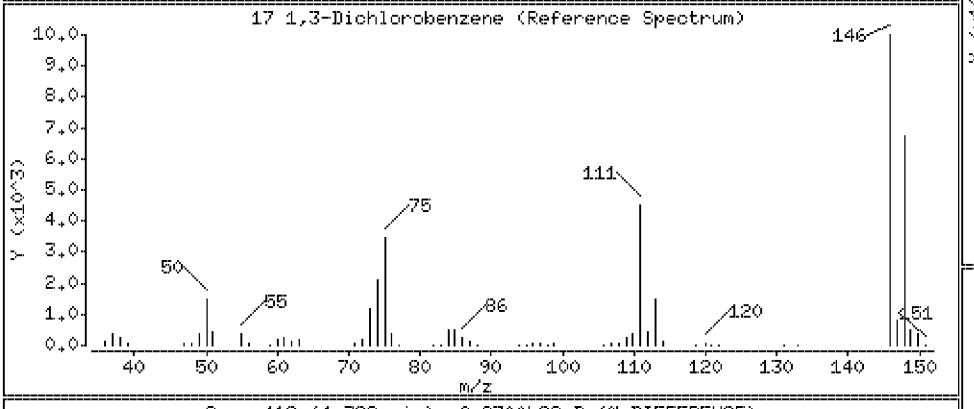

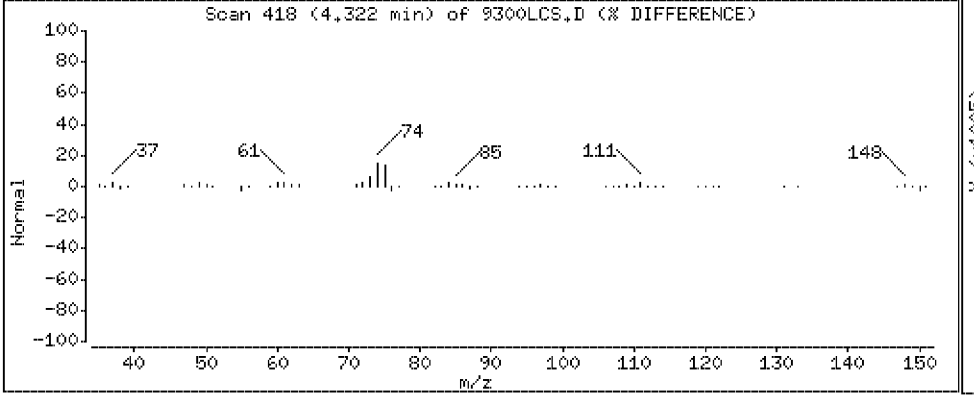

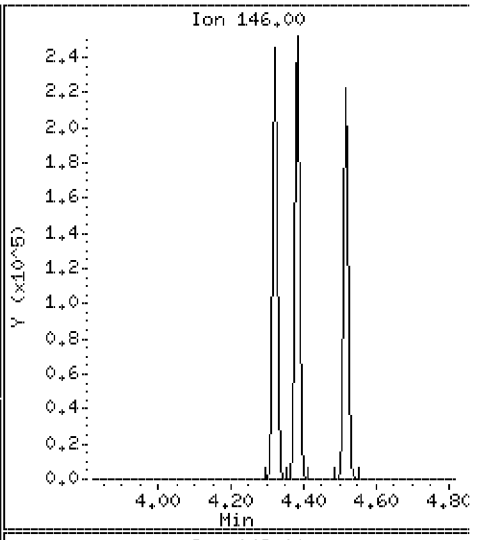

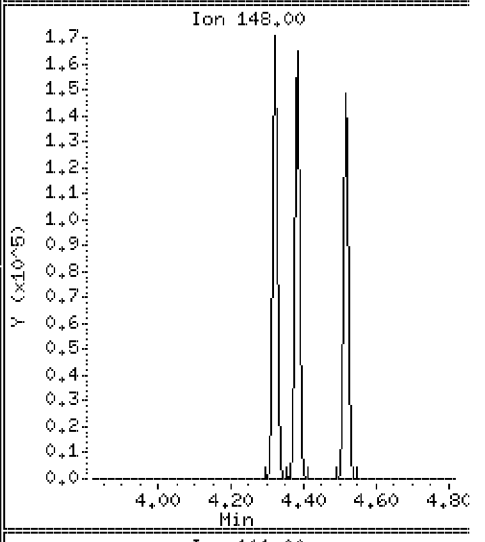

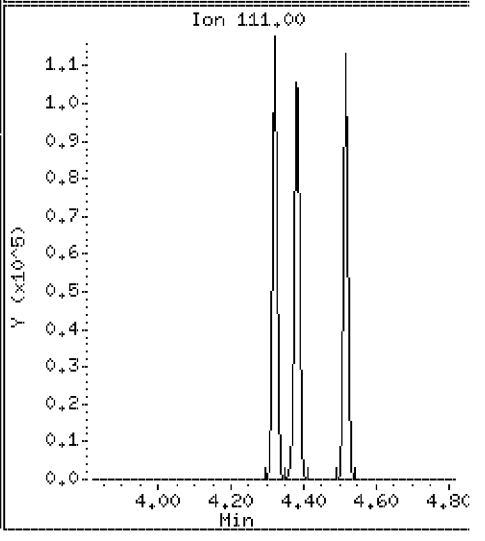

Data File: \\Svecd04\DD\chem\smsd03.i\S3050312.b\9300LCS.D

Date : 03-MAY-2012 14:27

Client ID: 128825LCS

Instrument: smsd03.i

Sample Info: SW128825LCS

Operator: PEL

Column phase: HPMS-5

Column diameter: 0.25

19 1,4-Dichlorobenzene

Concentration: 1340 ug/kg

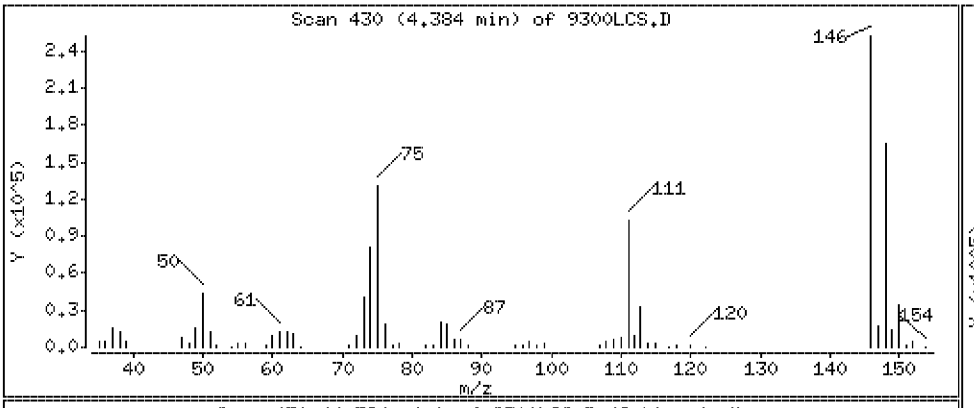

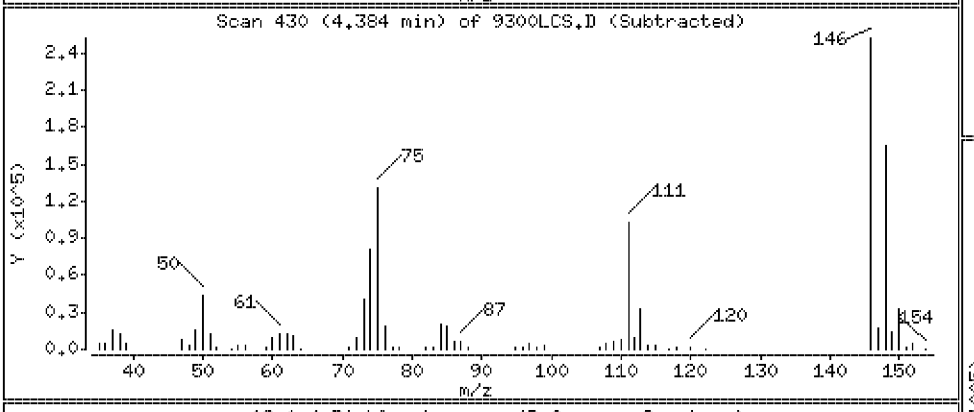

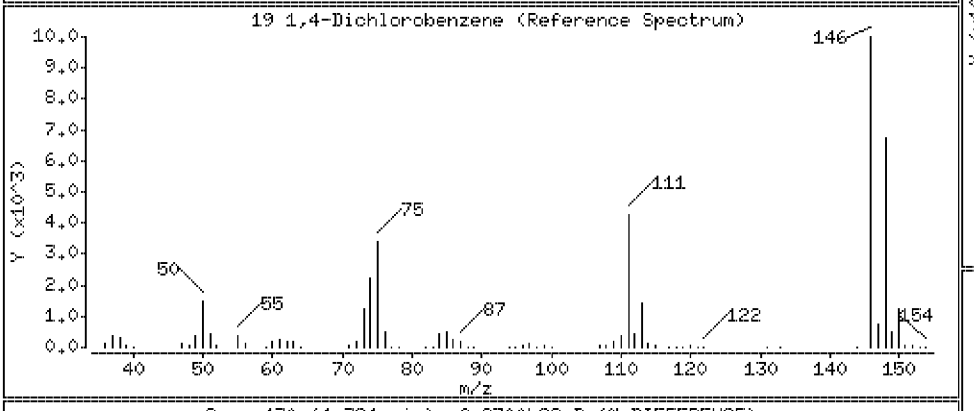

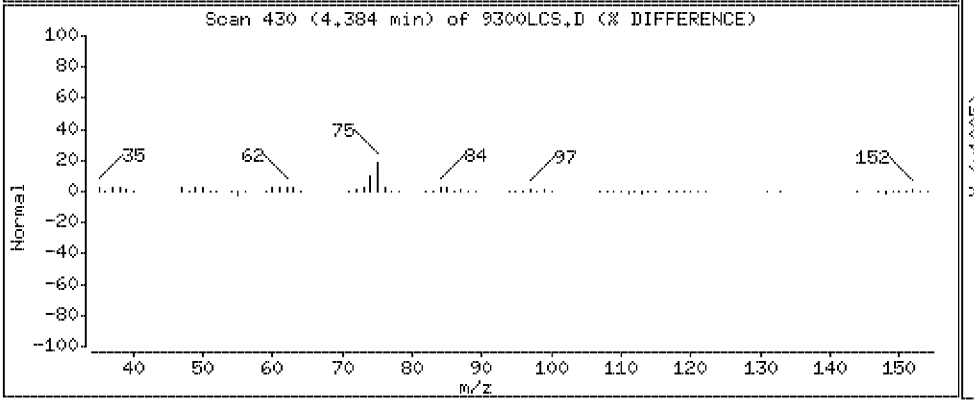

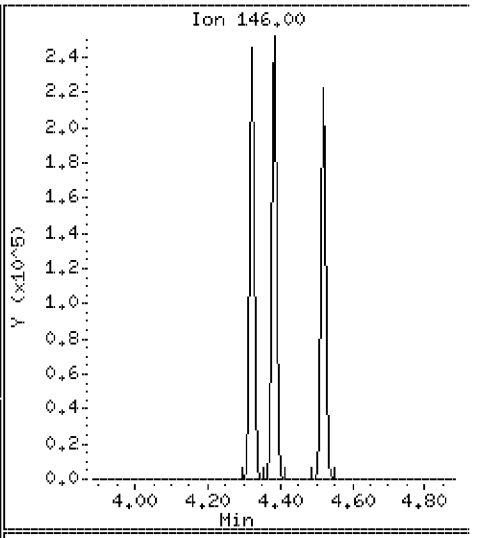

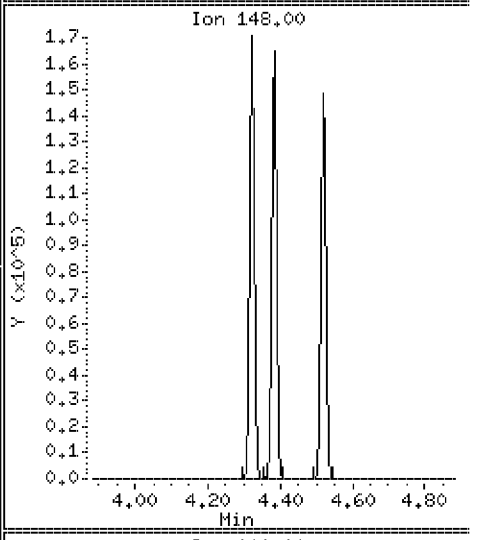

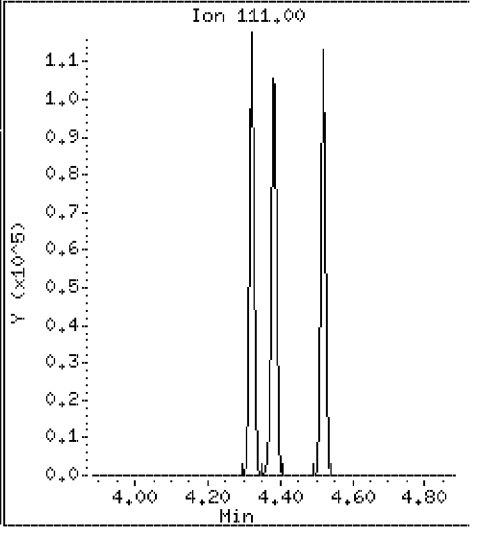

Data File: \\Svecd04\DD\chem\smsd03.i\S3050312.b\9300LCS.D

Date : 03-MAY-2012 14:27

Client ID: 128825LCS

Instrument: smsd03.i

Sample Info: SW128825LCS

Operator: PEL

Column phase: HPMS-5

Column diameter: 0.25

20 1,2-Dichlorobenzene

Concentration: 1310 ug/kg

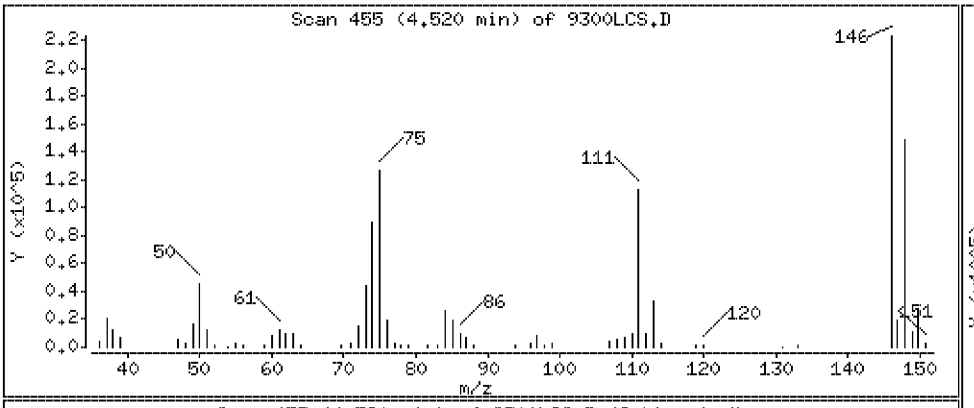

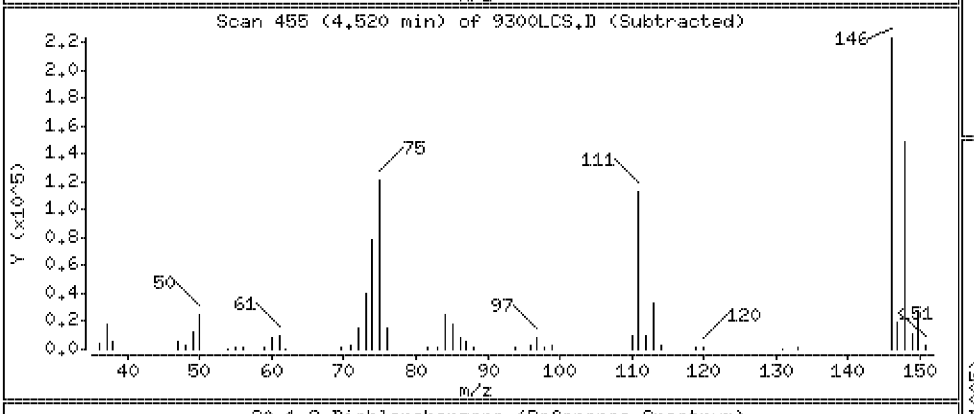

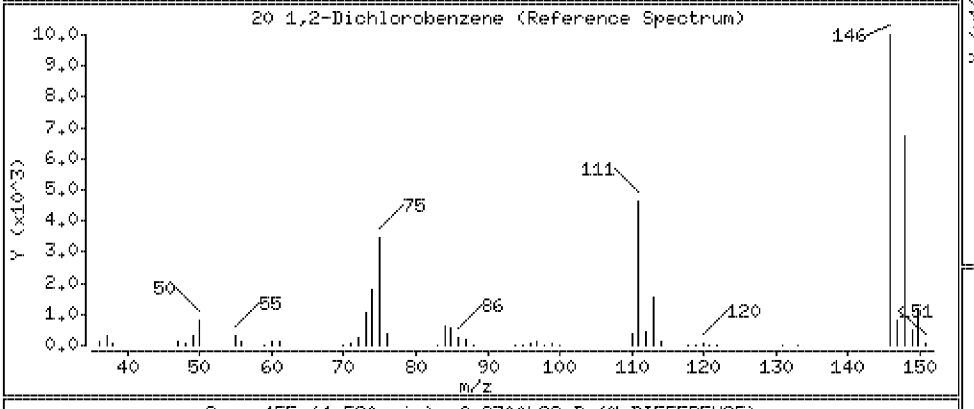

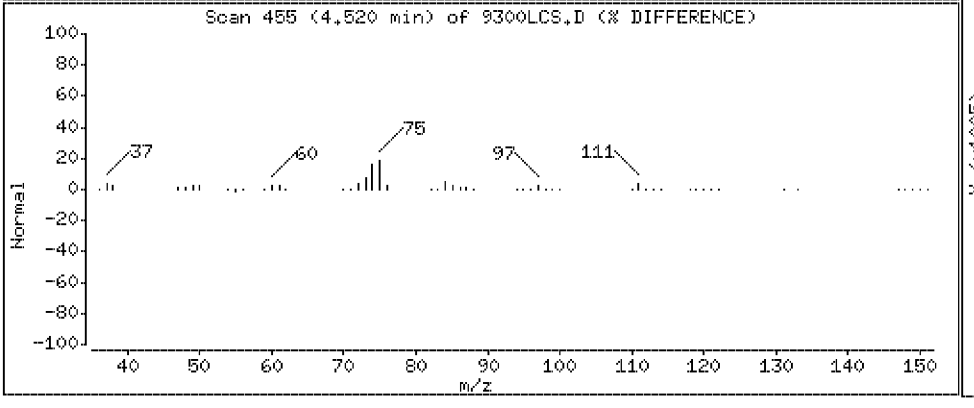

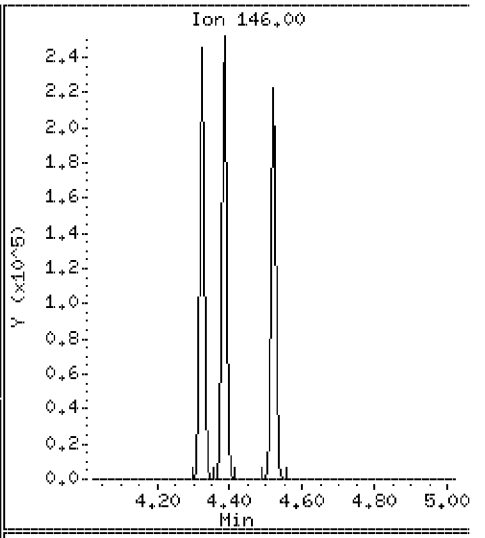

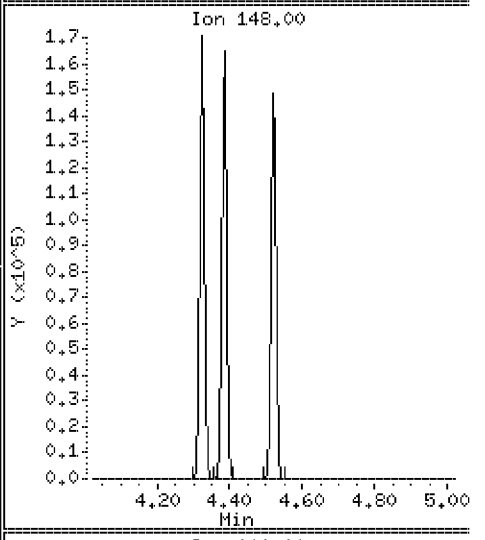

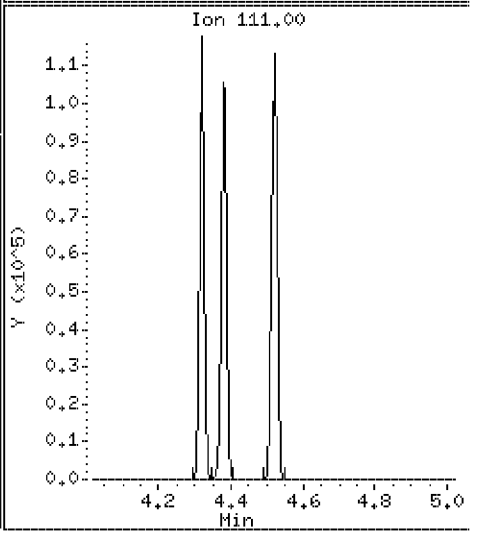

Data File: \\Svecd04\DD\chem\smsd03.i\S3050312.b\9300LCS.D

Date : 03-MAY-2012 14:27

Client ID: 128825LCS

Instrument: smsd03.i

Sample Info: SW128825LCS

Operator: PEL

Column phase: HPMS-5

Column diameter: 0.25

21 Benzyl alcohol

Concentration: 1420 ug/kg

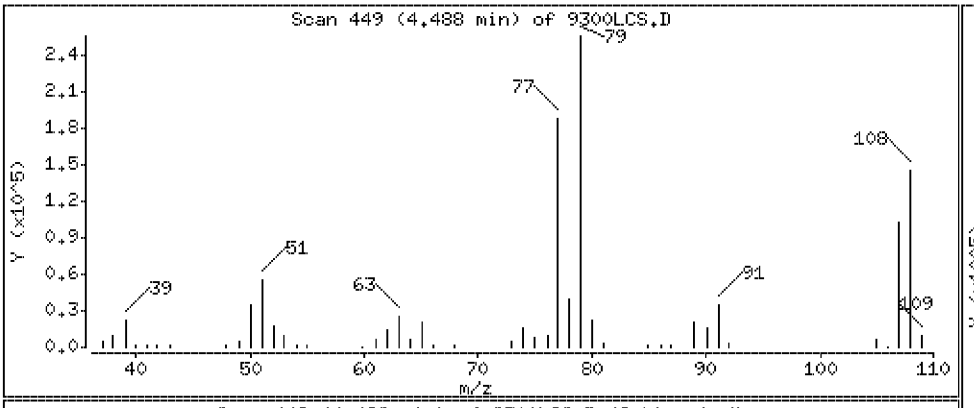

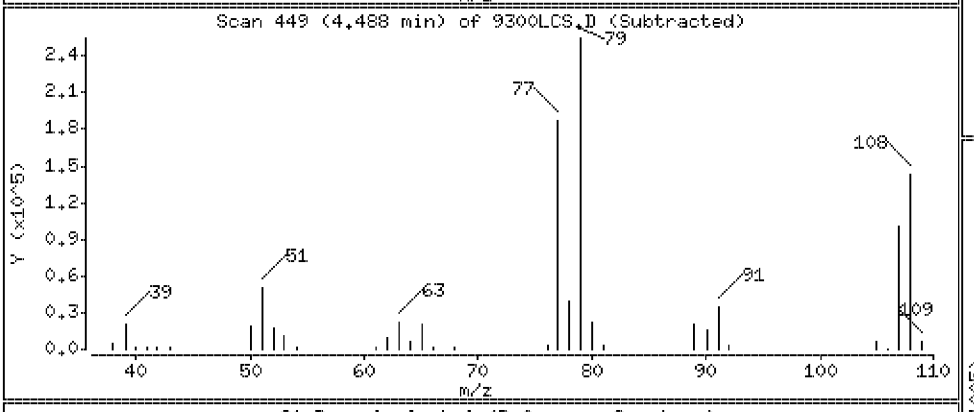

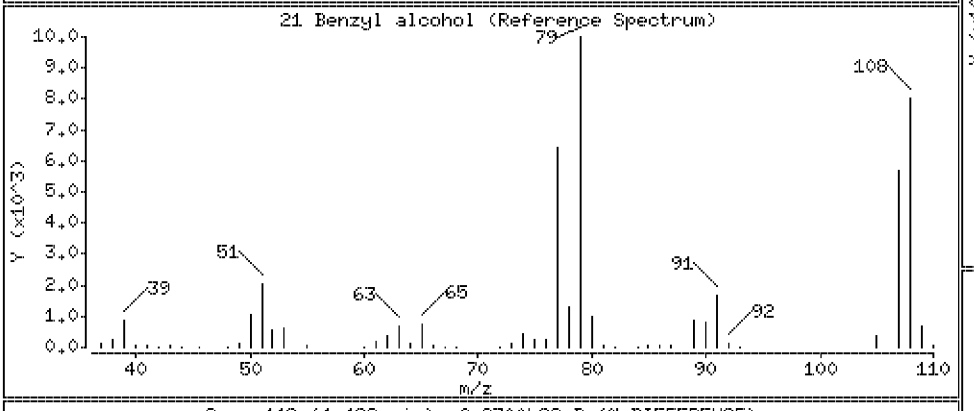

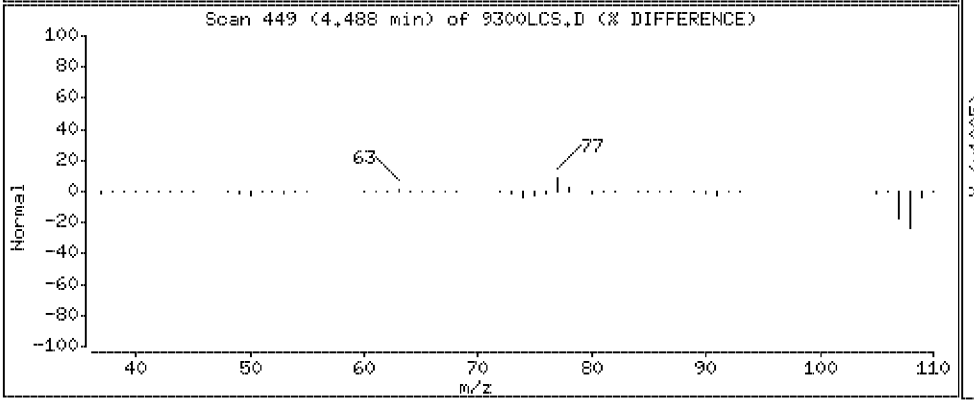

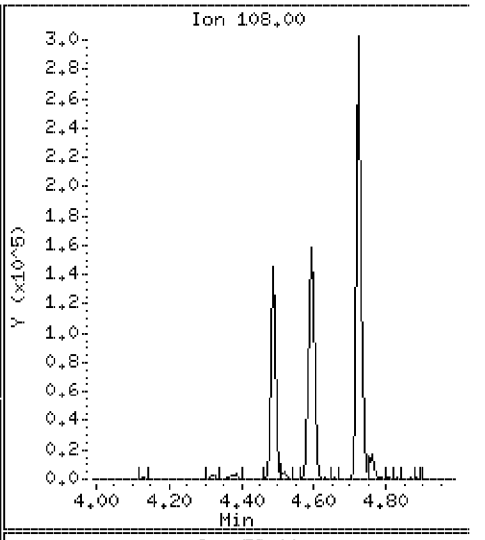

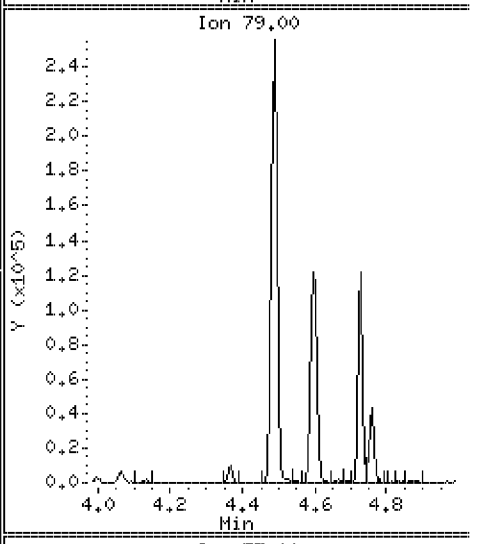

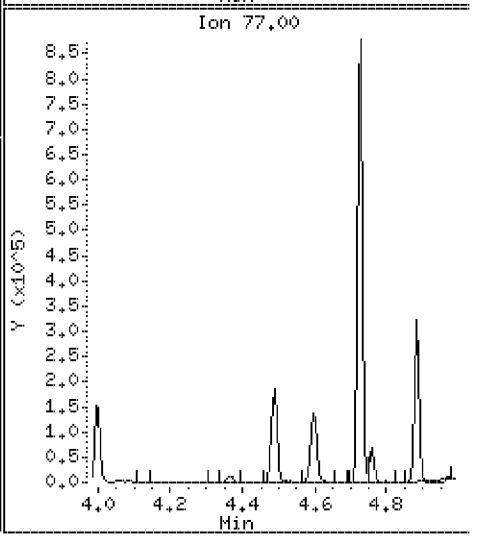

Data File: \\Svecd04\DD\chem\smsd03.i\S3050312.b\9300LCS.D

Date : 03-MAY-2012 14:27

Client ID: 128825LCS

Instrument: smsd03.i

Sample Info: SW128825LCS

Operator: PEL

Column phase: HPMS-5

Column diameter: 0.25

22 2-Methylphenol

Concentration: 1330 ug/kg

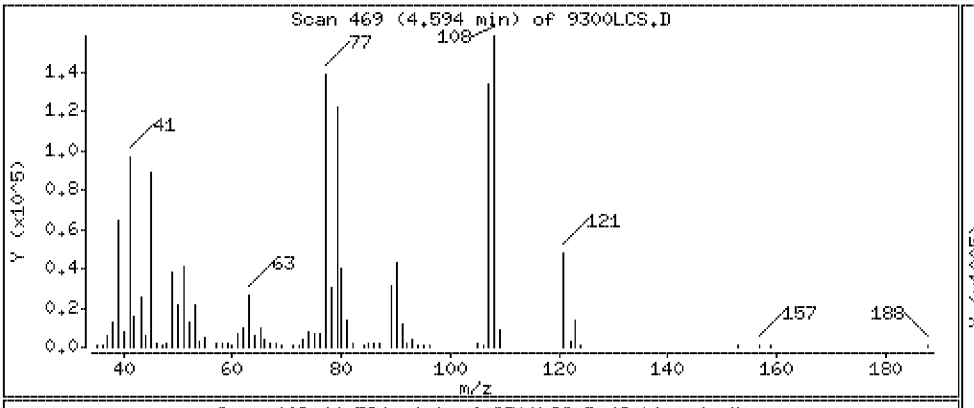

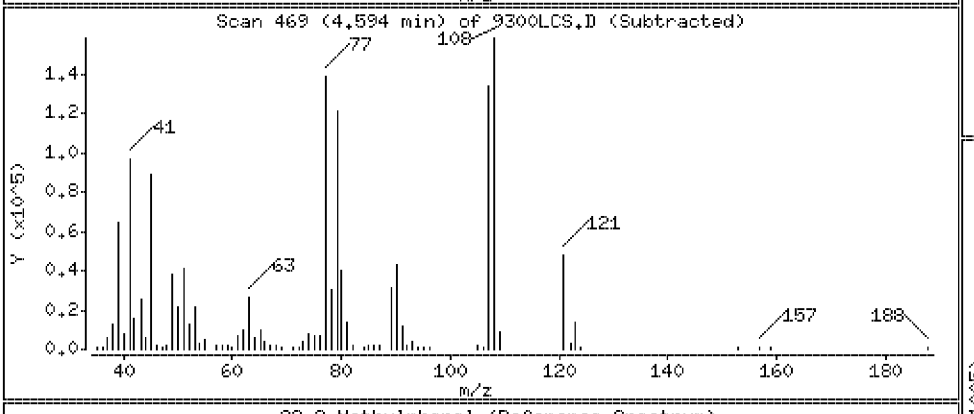

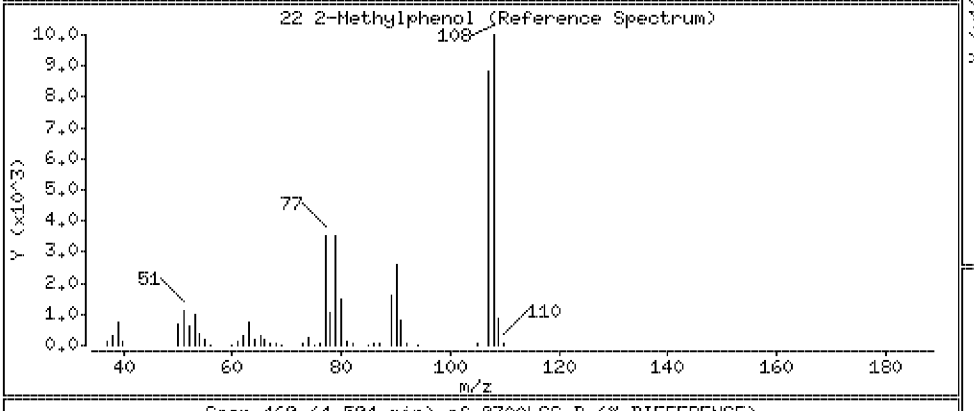

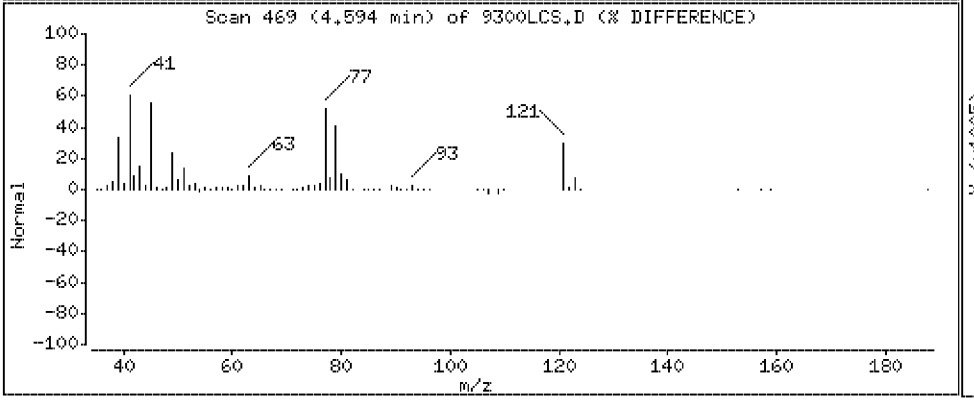

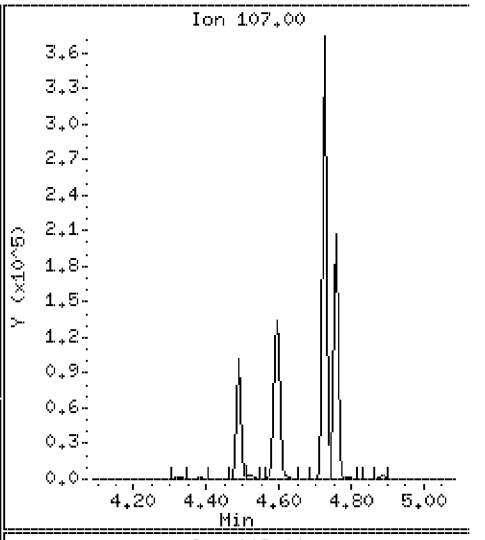

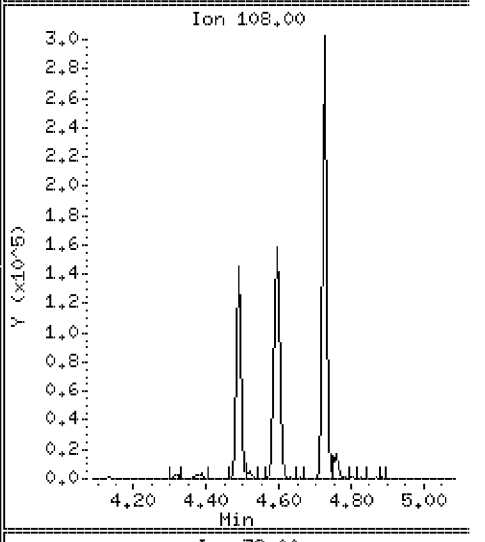

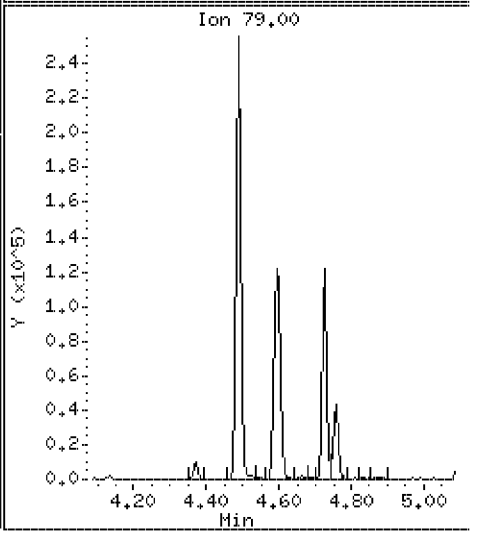

Data File: \\Svecd04\DD\chem\smsd03.i\S3050312.b\9300LCS.D

Date : 03-MAY-2012 14:27

Client ID: 128825LCS

Instrument: smsd03.i

Sample Info: SW128825LCS

Operator: PEL

Column phase: HPMS-5

Column diameter: 0.25

23 2,2'-oxybis(1-chloropropane)

Concentration: 1350 ug/kg

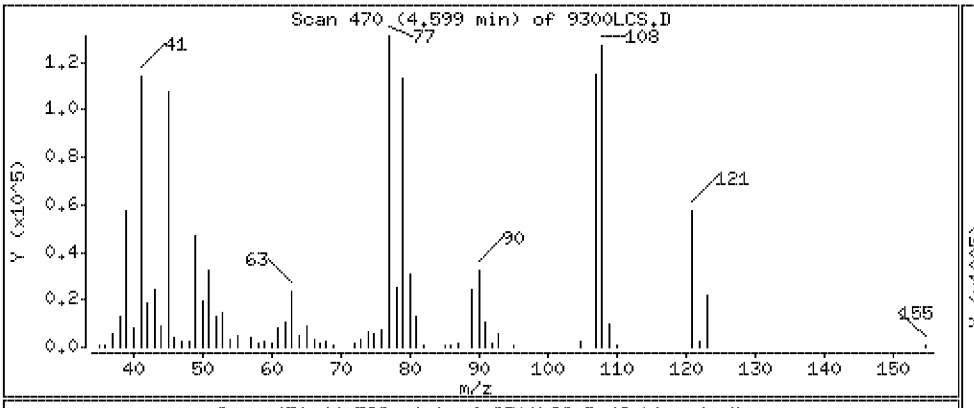

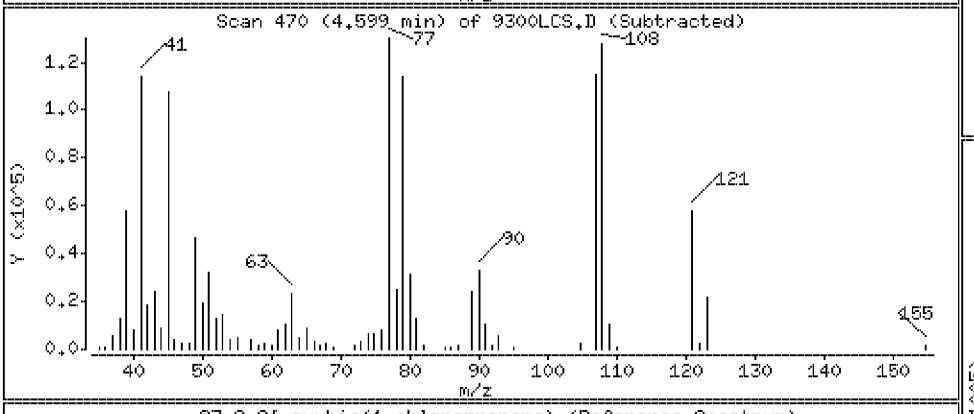

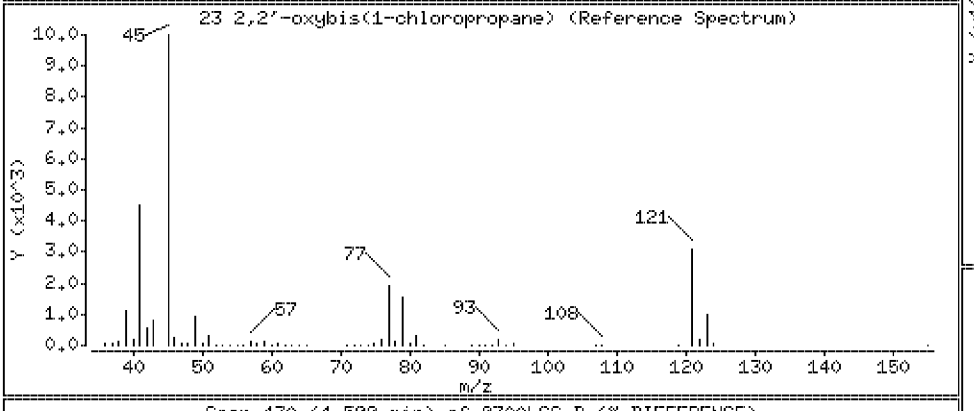

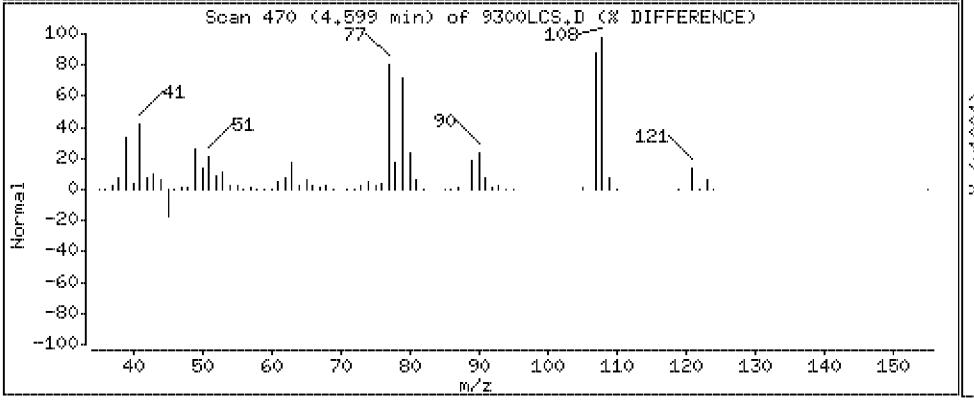

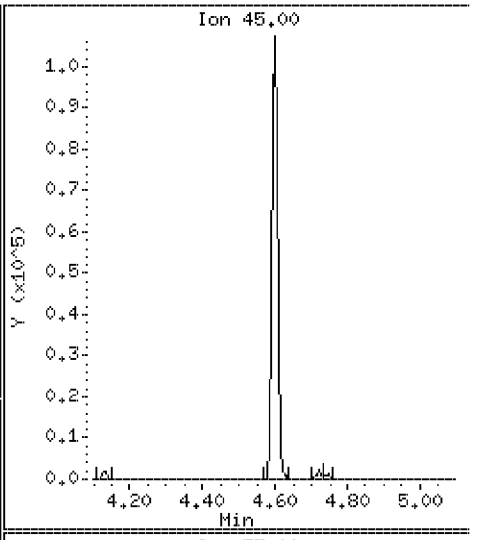

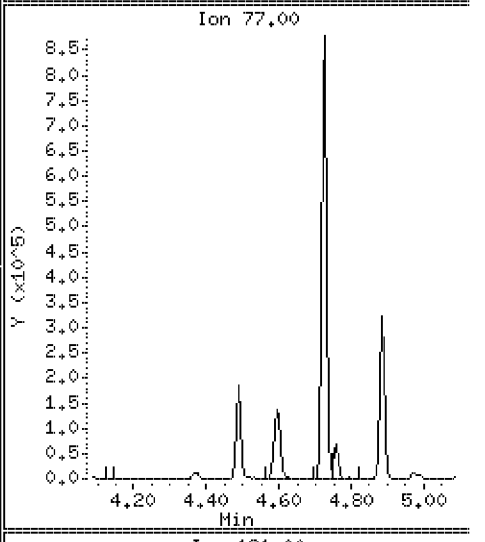

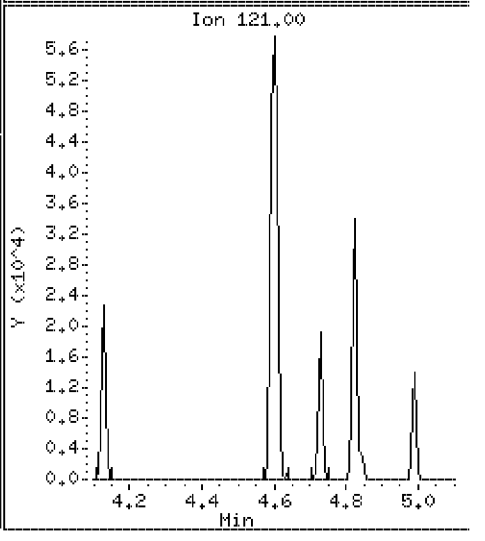

Data File: \\Svecd04\DD\chem\smsd03.i\S3050312.b\9300LCS.D

Date : 03-MAY-2012 14:27

Client ID: 128825LCS

Instrument: smsd03.i

Sample Info: SW128825LCS

Operator: PEL

Column phase: HPMS-5

Column diameter: 0.25

24 N-Nitrosopyrrolidine

Concentration: 1460 ug/kg

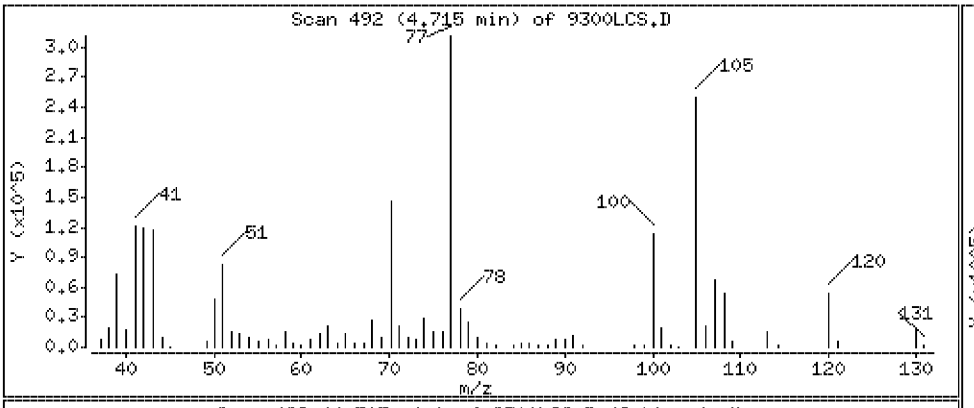

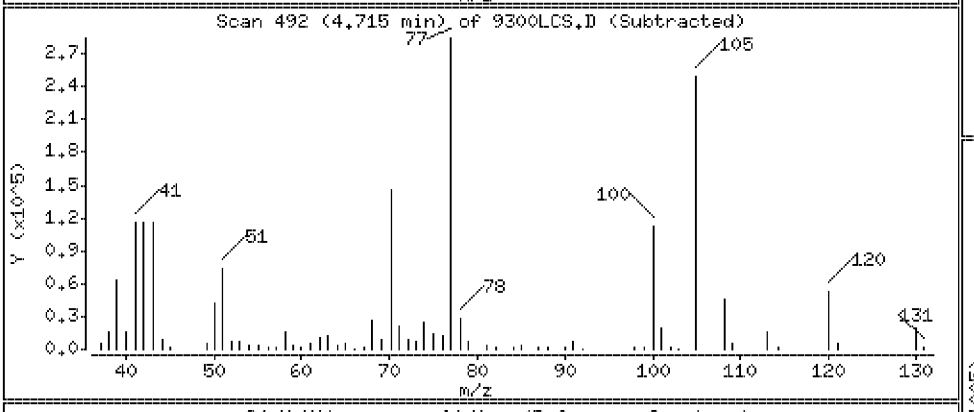

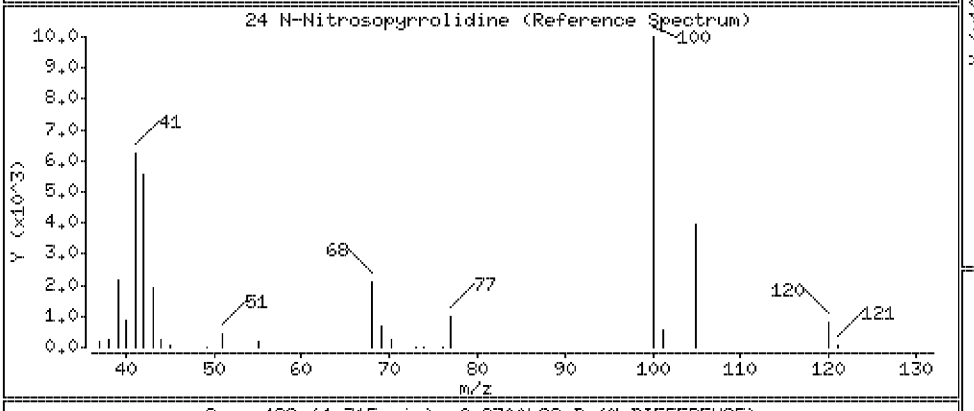

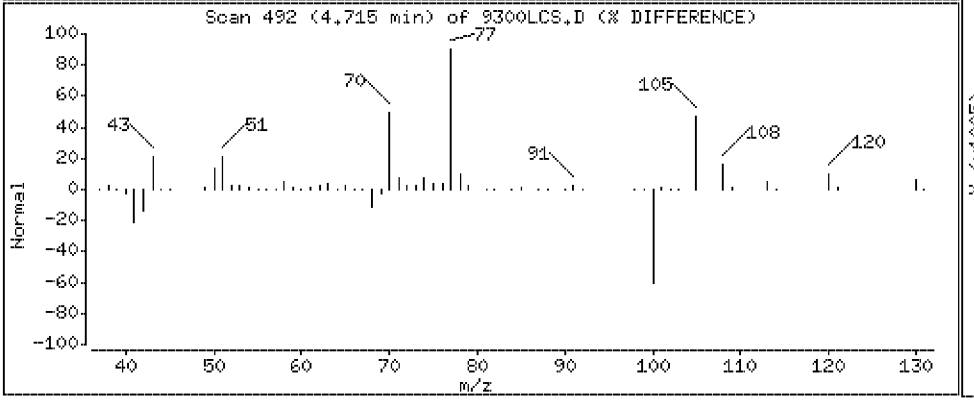

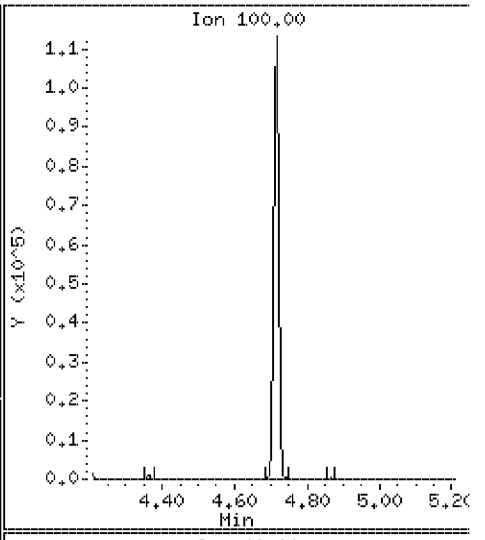

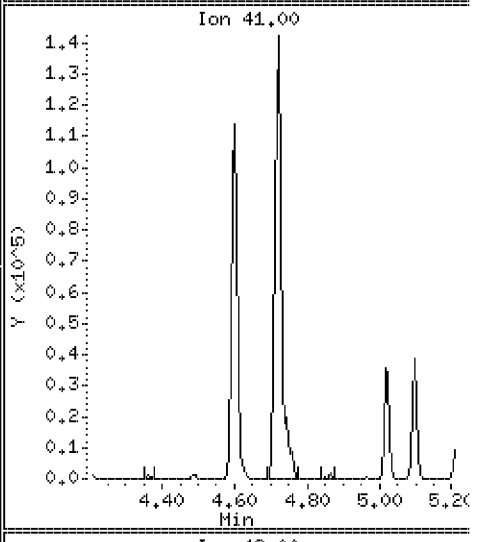

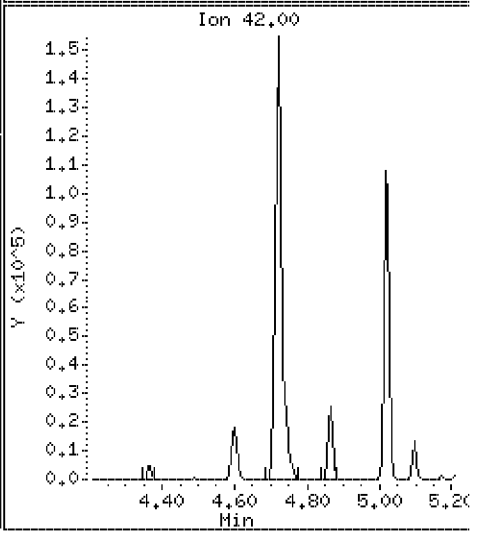

Data File: \\Svecd04\DD\chem\smsd03.i\S3050312.b\9300LCS.D

Date : 03-MAY-2012 14:27

Client ID: 128825LCS

Instrument: smsd03.i

Sample Info: SW128825LCS

Operator: PEL

Column phase: HPMS-5

Column diameter: 0.25

25 Acetophenone

Concentration: 3100 ug/kg

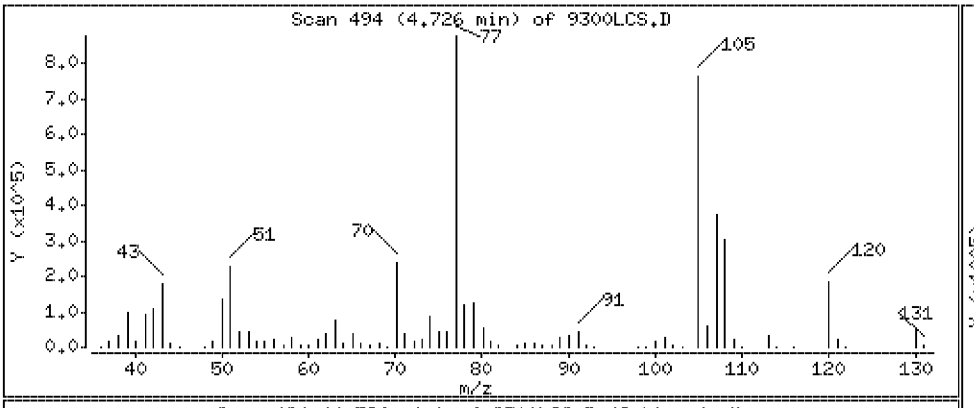

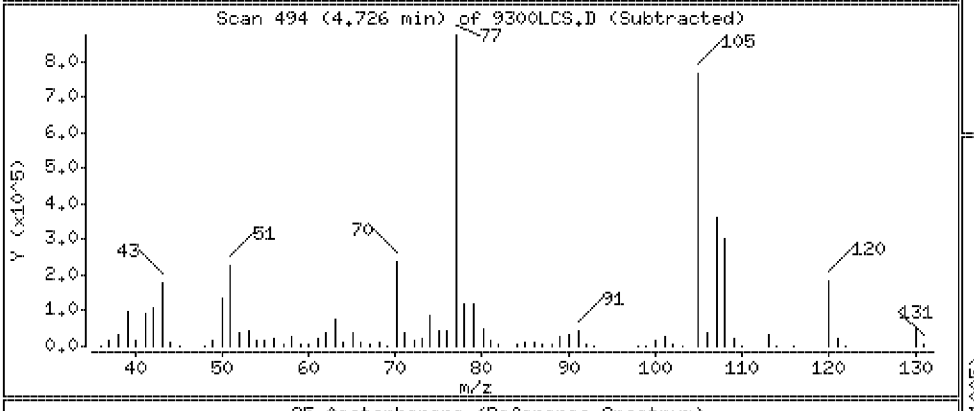

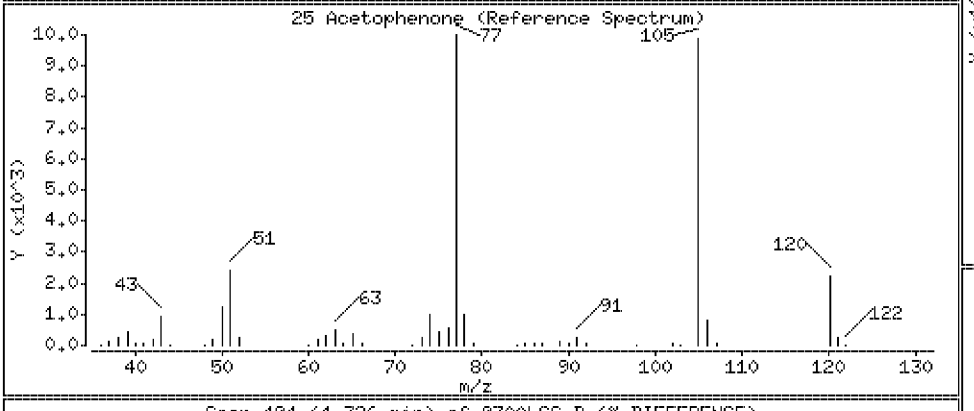

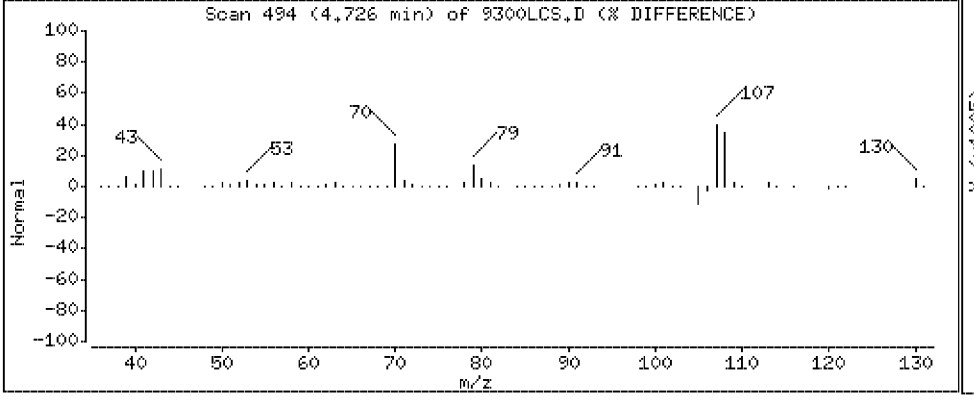

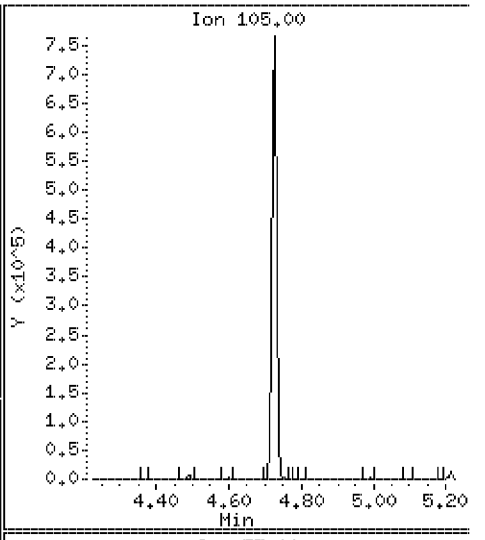

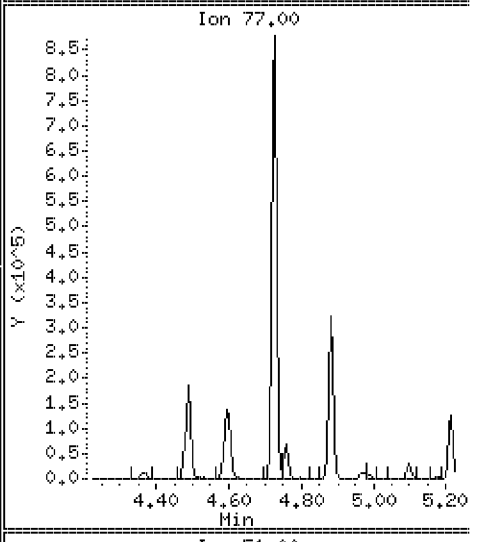

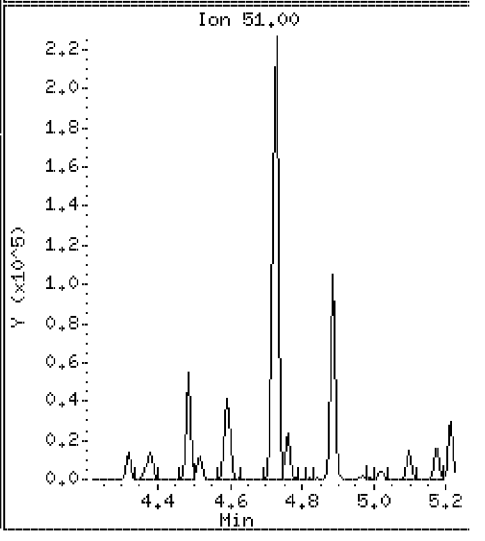

Data File: \\Svecd04\DD\chem\smsd03.i\S3050312.b\9300LCS.D

Date : 03-MAY-2012 14:27

Client ID: 128825LCS

Instrument: smsd03.i

Sample Info: SW128825LCS

Operator: PEL

Column phase: HPMS-5

Column diameter: 0.25

26 N-Nitrosodinpropylamine

Concentration: 1840 ug/kg

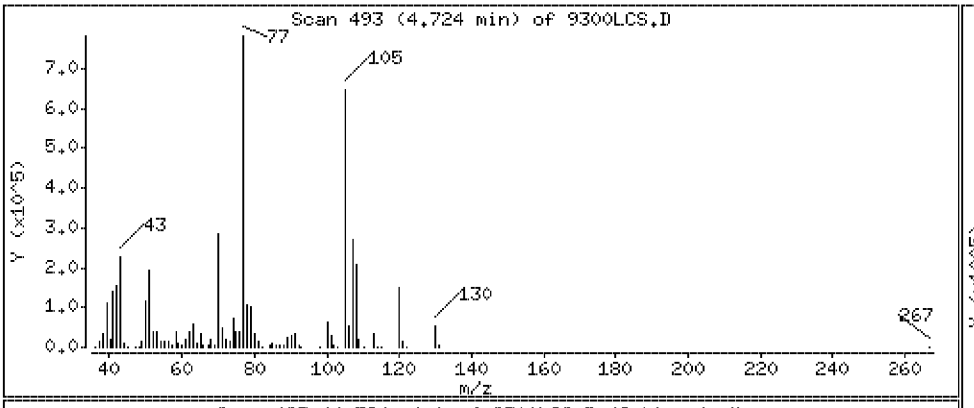

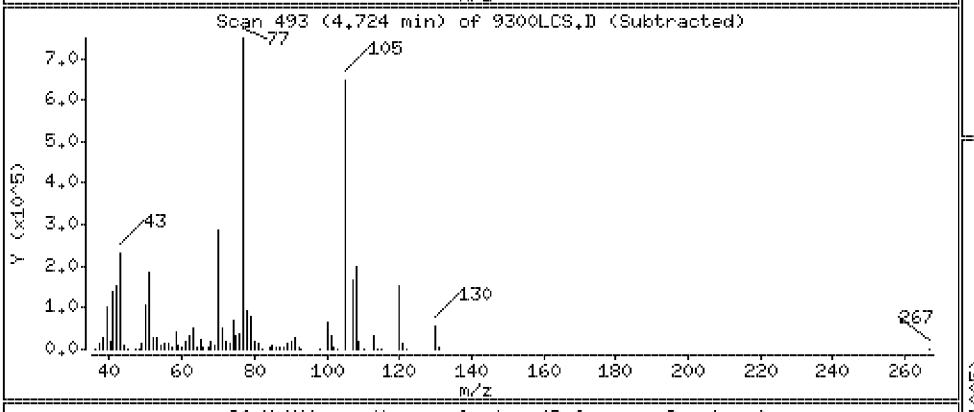

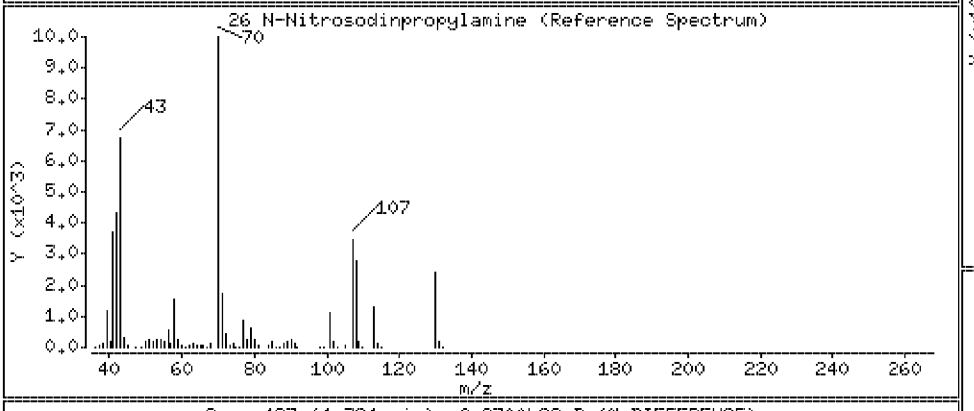

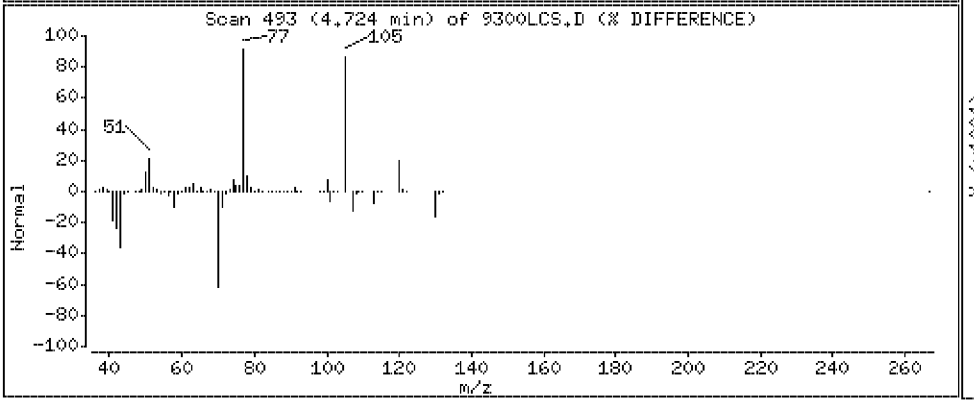

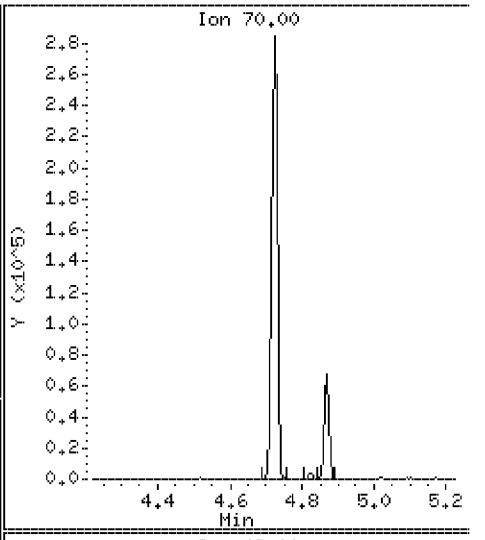

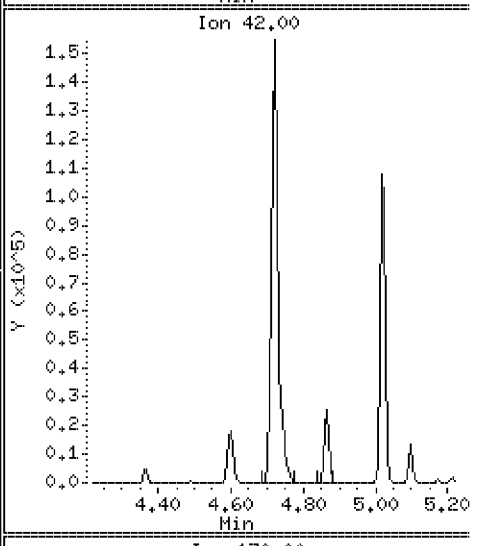

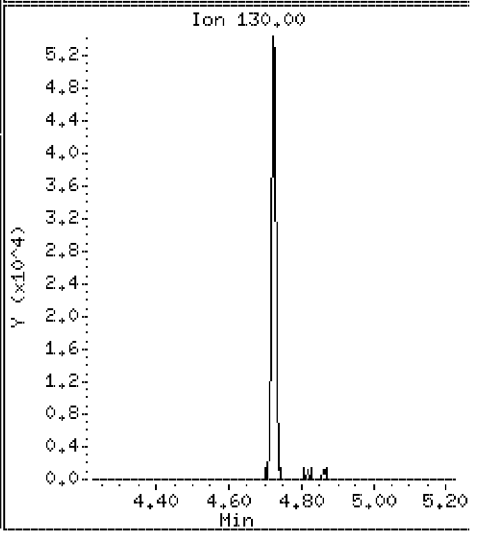

Data File: \\Svecd04\DD\chem\smsd03.i\S3050312.b\9300LCS.D

Date : 03-MAY-2012 14:27

Client ID: 128825LCS

Instrument: smsd03.i

Sample Info: SW128825LCS

Operator: PEL

Column phase: HPMS-5

Column diameter: 0.25

27 N-Nitrosomorpholine

Concentration: 1530 ug/kg

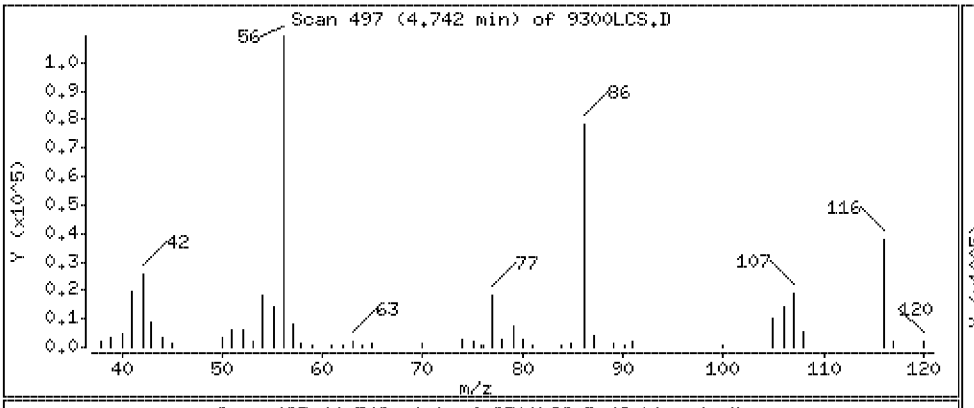

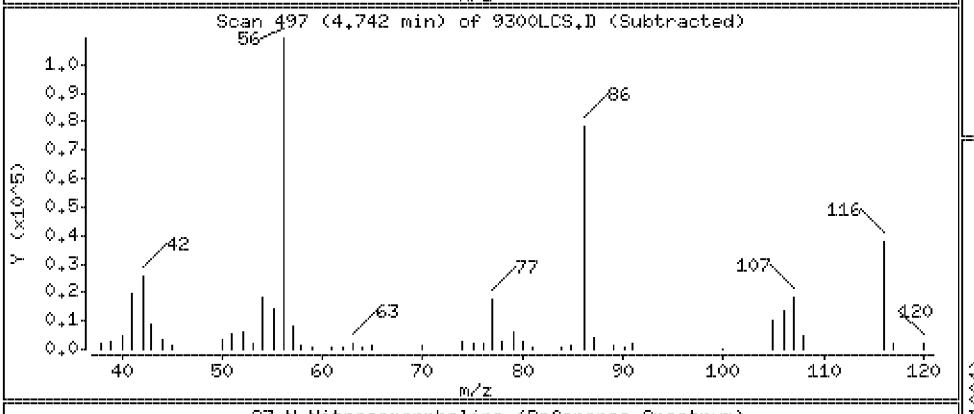

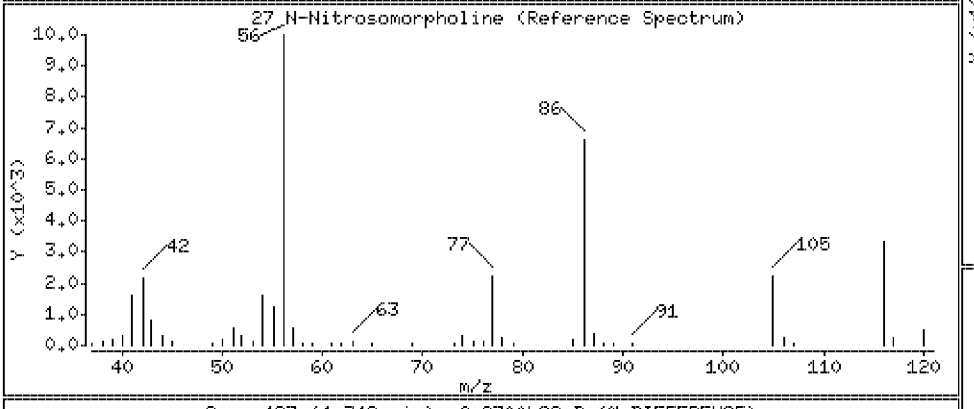

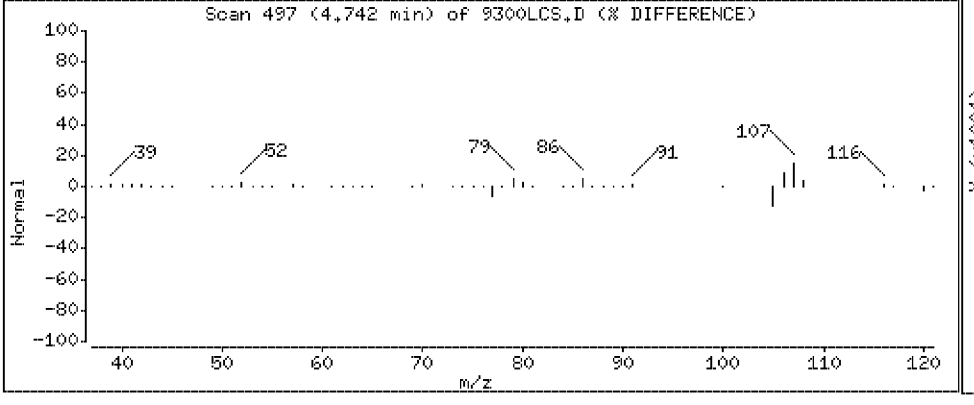

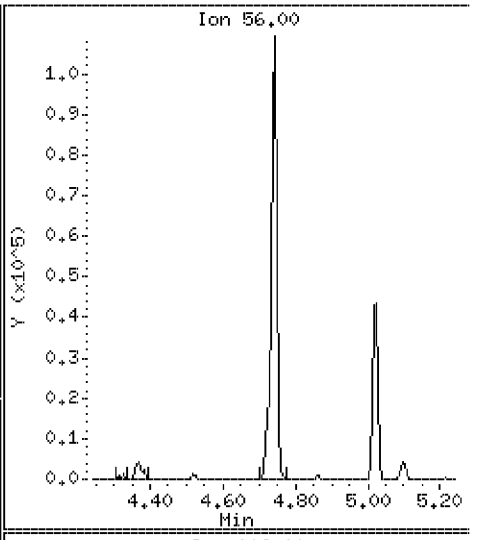

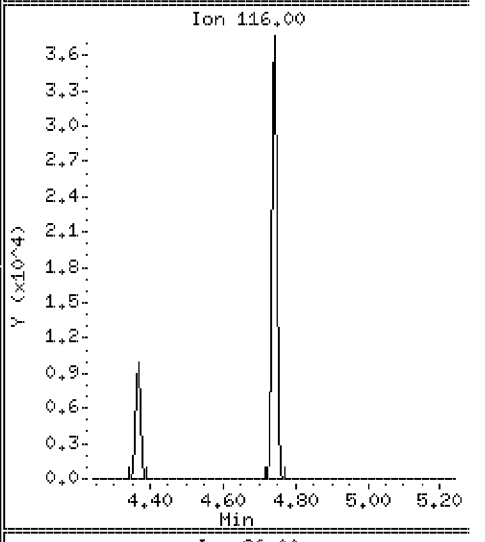

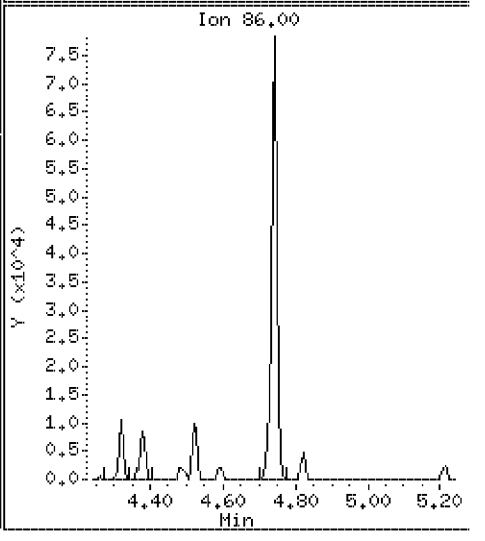

Data File: \\Svecd04\DD\chem\smsd03.i\S3050312.b\9300LCS.D

Date : 03-MAY-2012 14:27

Client ID: 128825LCS

Instrument: smsd03.i

Sample Info: SW128825LCS

Operator: PEL

Column phase: HPMS-5

Column diameter: 0.25

28 4-Methylphenol

Concentration: 1710 ug/kg

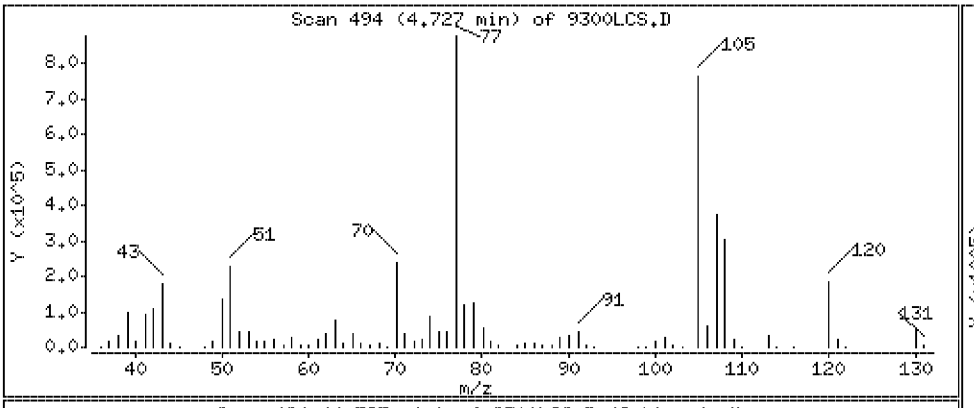

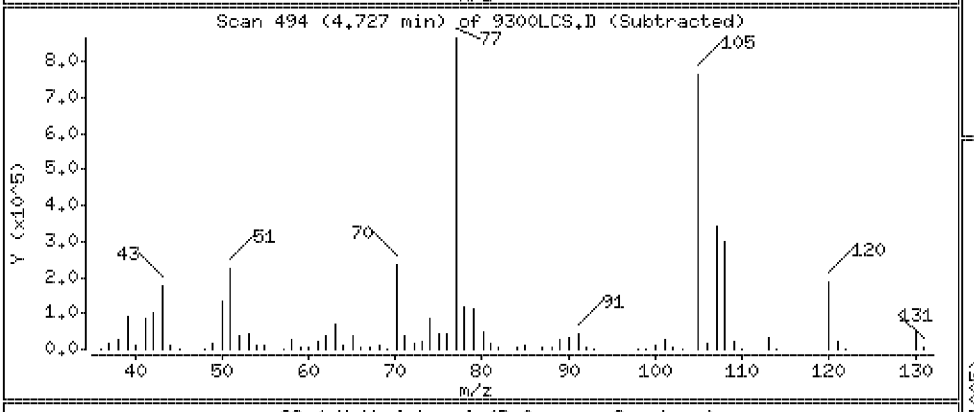

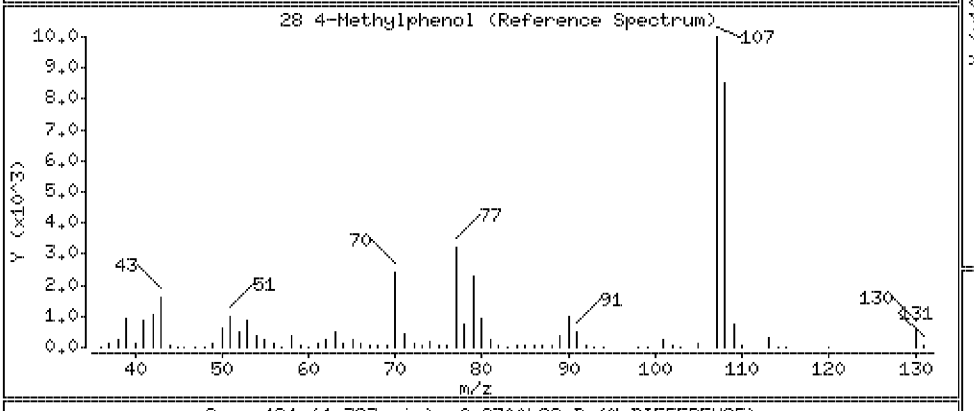

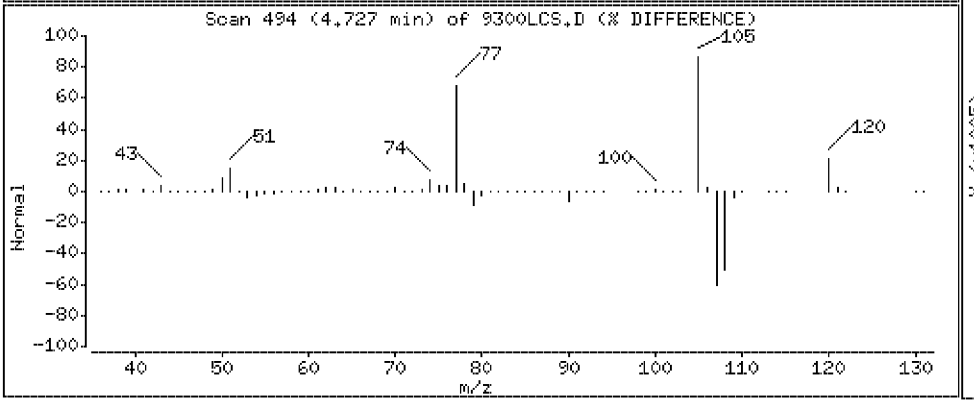

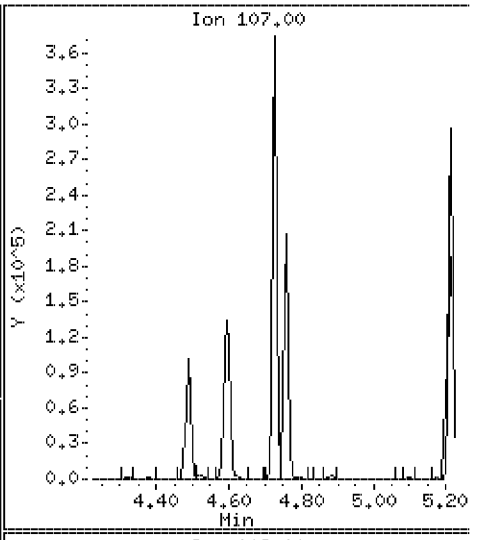

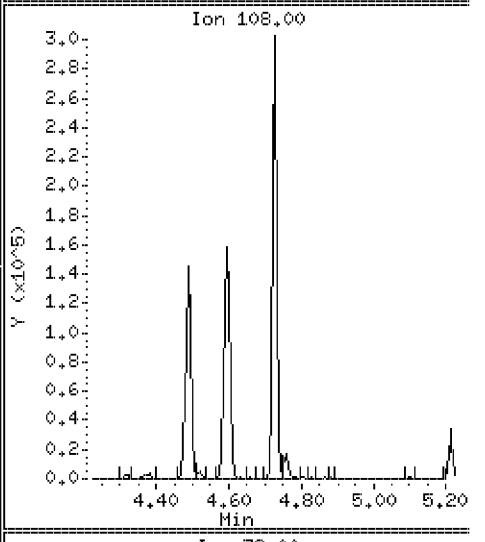

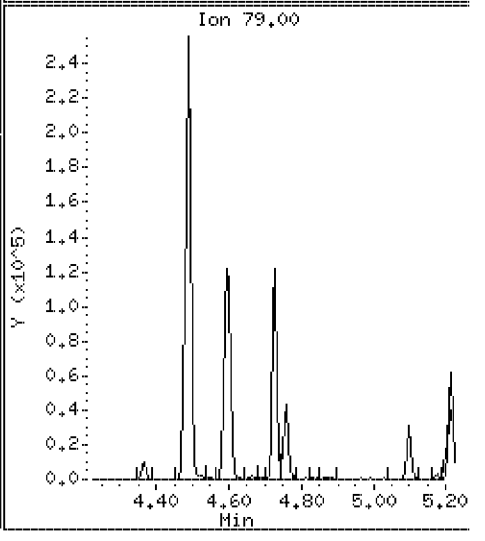

Data File: \\Svecd04\DD\chem\smsd03.i\S3050312.b\9300LCS.D

Date : 03-MAY-2012 14:27

Client ID: 128825LCS

Instrument: smsd03.i

Sample Info: SW128825LCS

Operator: PEL

Column phase: HPMS-5

Column diameter: 0.25

29 o-Toluidine

Concentration: 1020 ug/kg

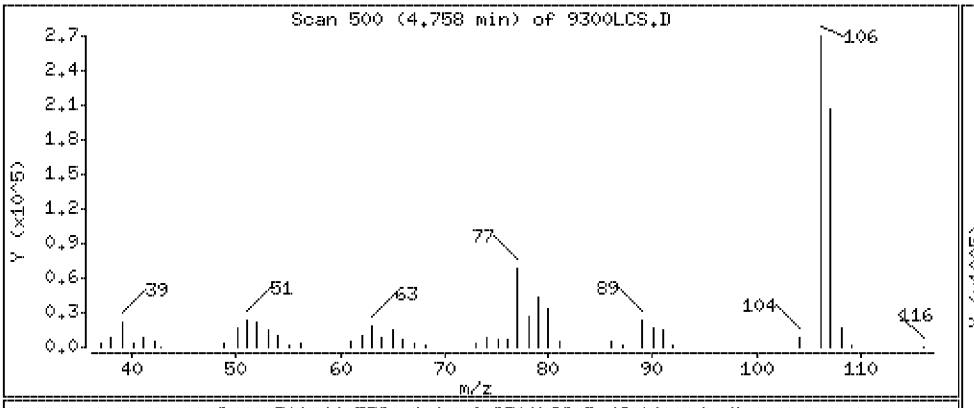

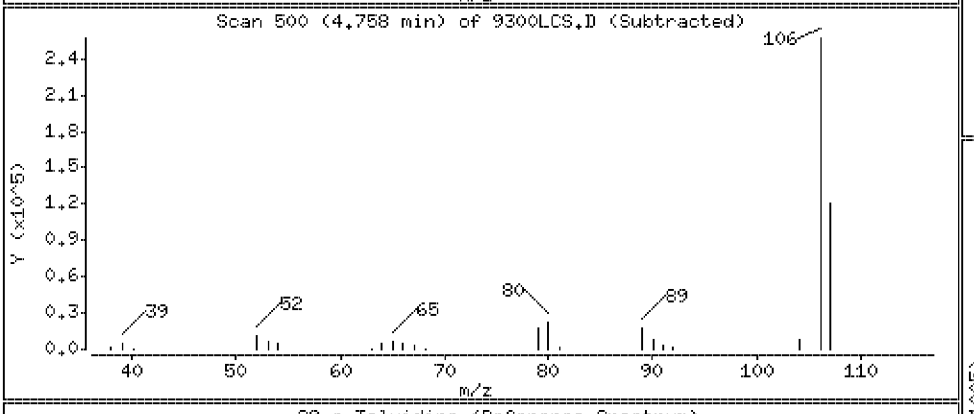

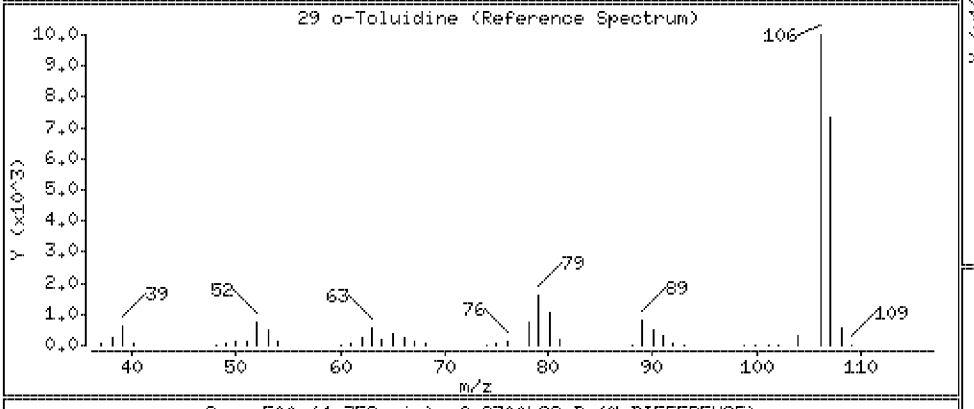

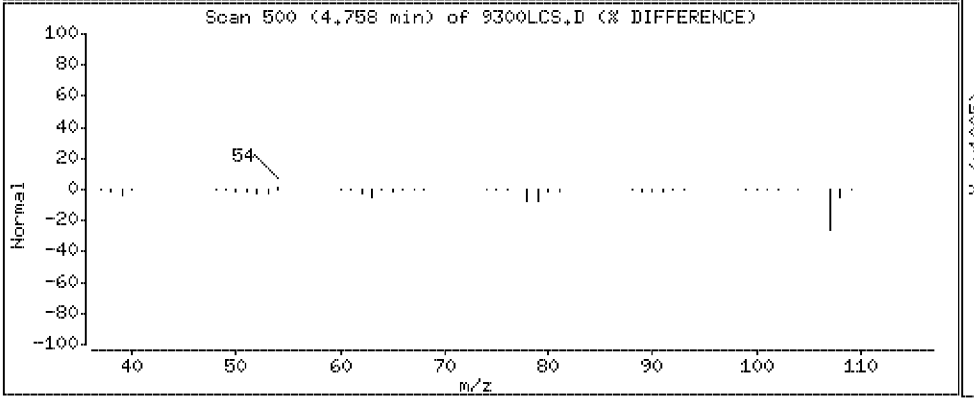

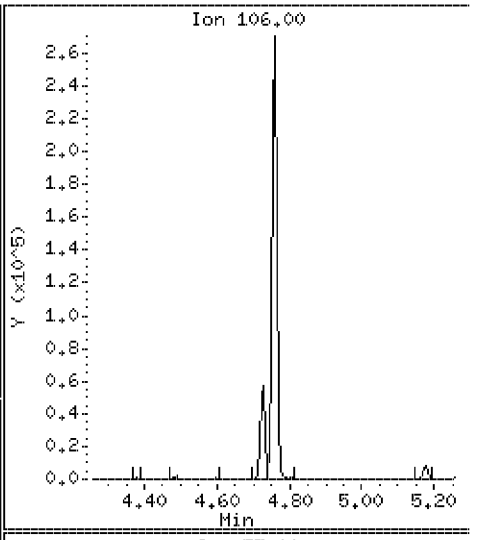

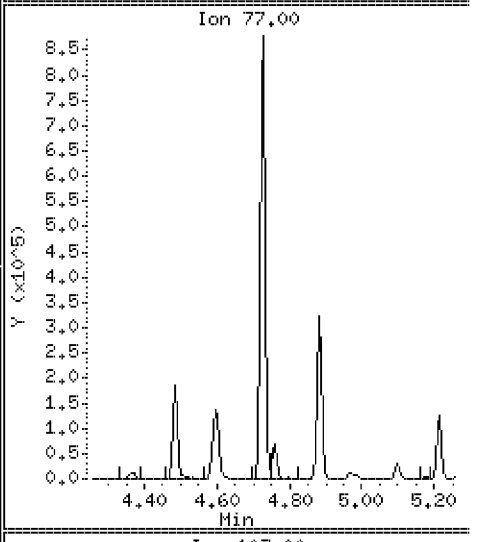

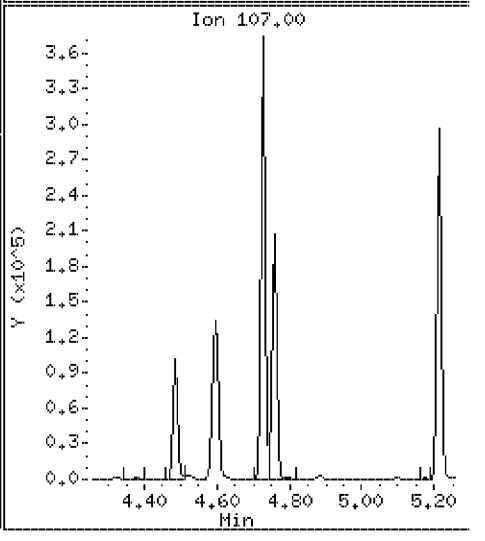

Data File: \\Svecd04\DD\chem\smsd03.i\S3050312.b\9300LCS.D

Date : 03-MAY-2012 14:27

Client ID: 128825LCS

Instrument: smsd03.i

Sample Info: SW128825LCS

Operator: PEL

Column phase: HPMS-5

Column diameter: 0.25

30 Hexachloroethane

Concentration: 1420 ug/kg

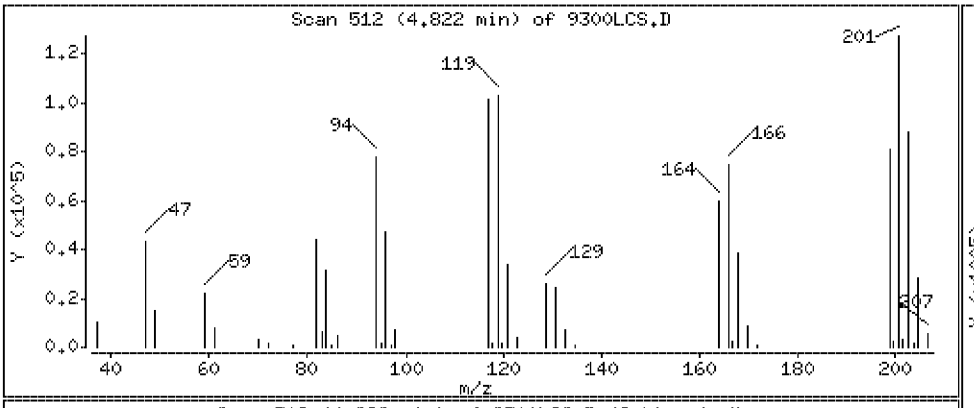

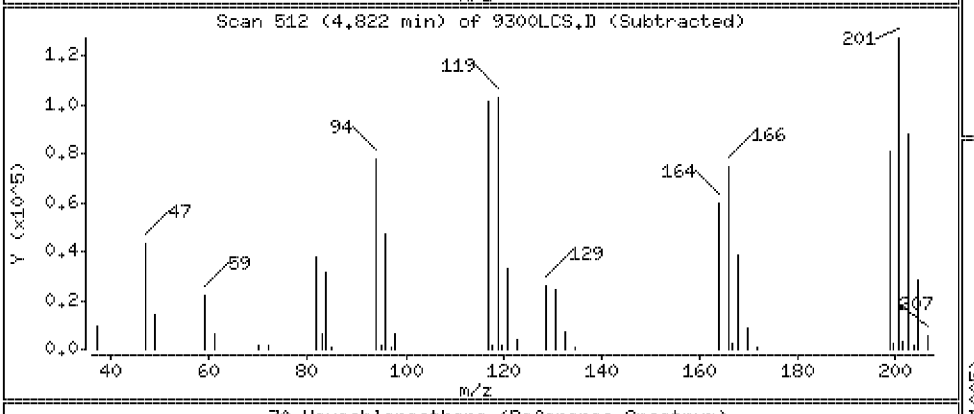

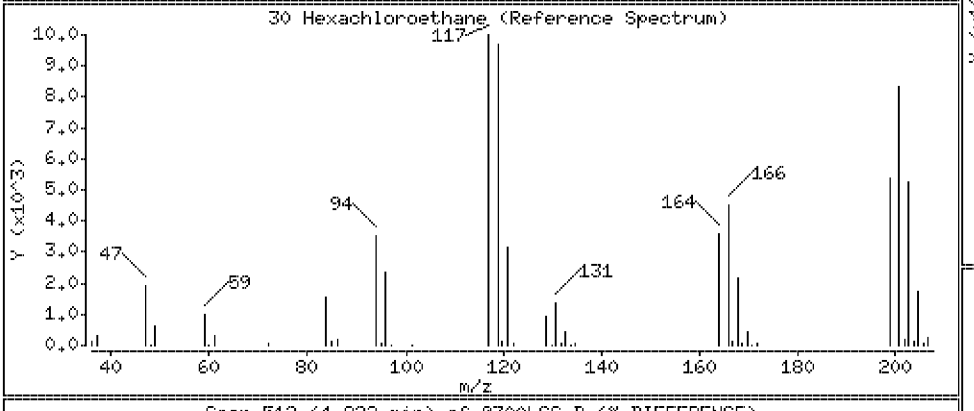

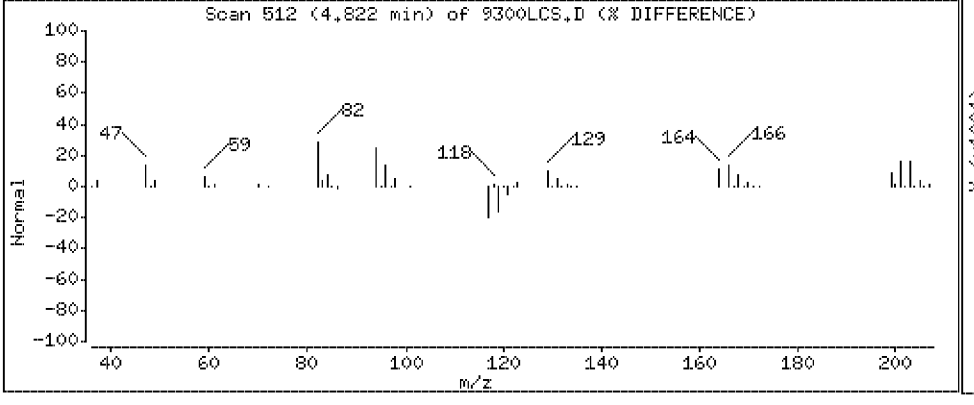

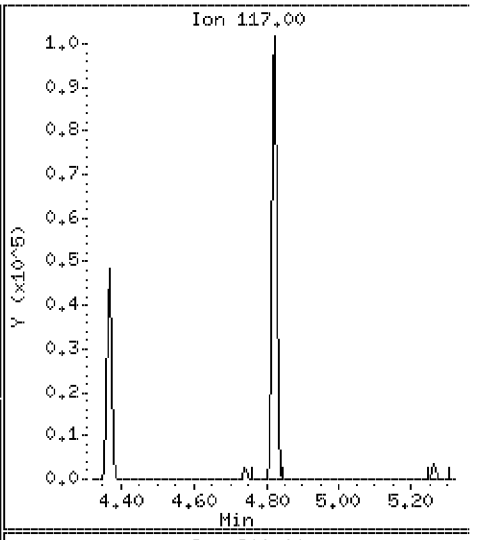

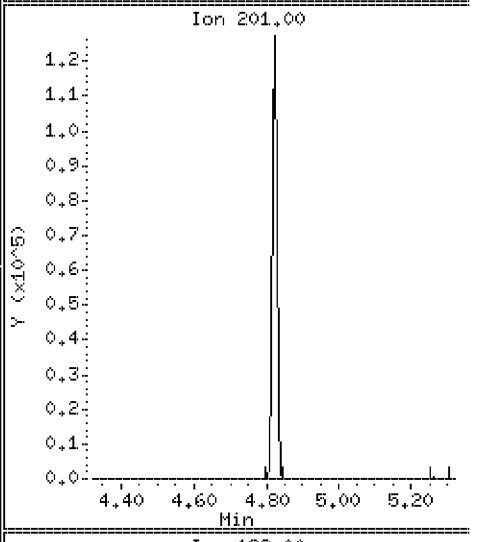

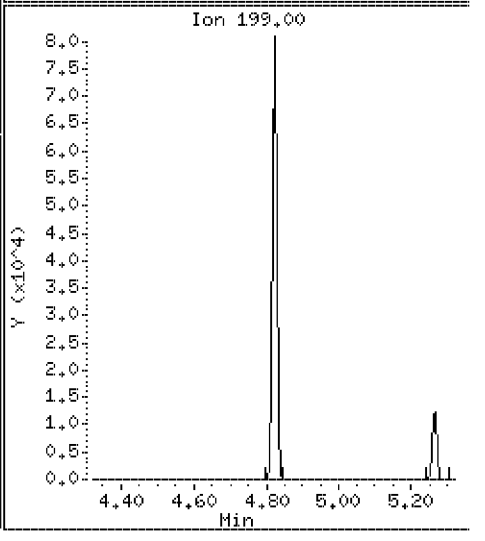

Data File: \\Svecd04\DD\chem\smsd03.i\S3050312.b\9300LCS.D

Date : 03-MAY-2012 14:27

Client ID: 128825LCS

Instrument: smsd03.i

Sample Info: SW128825LCS

Operator: PEL

Column phase: HPMS-5

Column diameter: 0.25

32 Nitrobenzene

Concentration: 1480 ug/kg

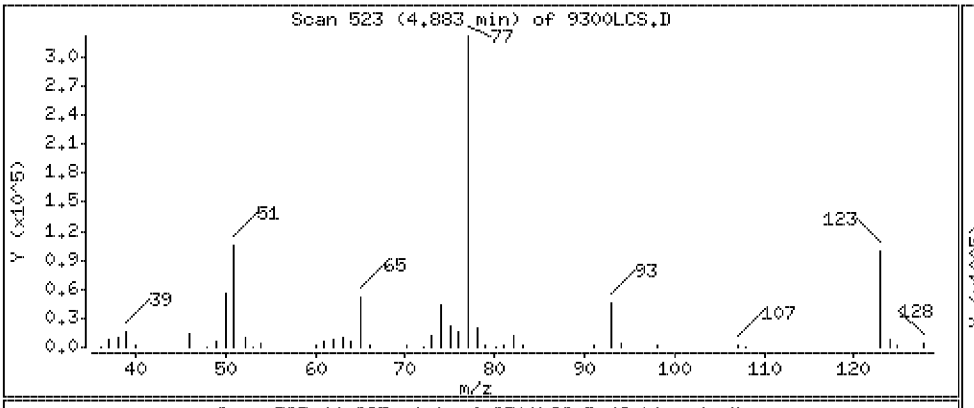

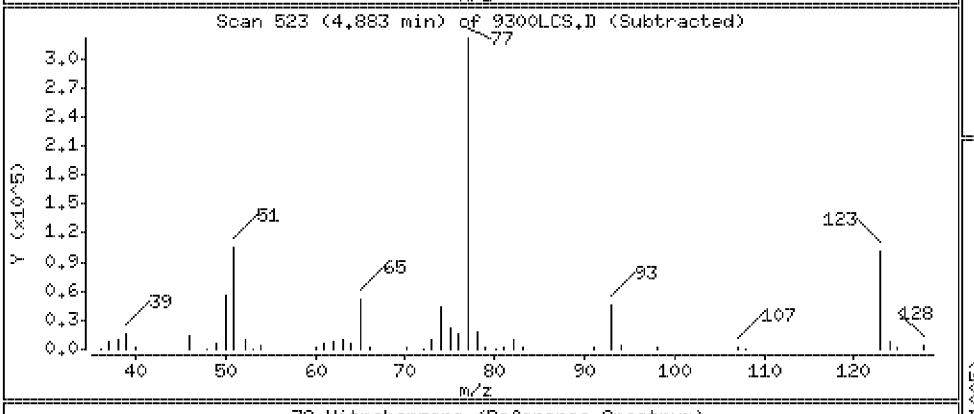

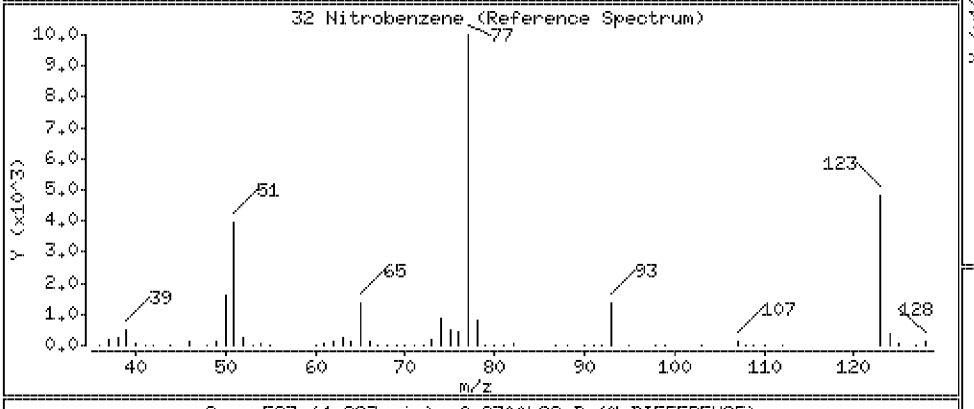

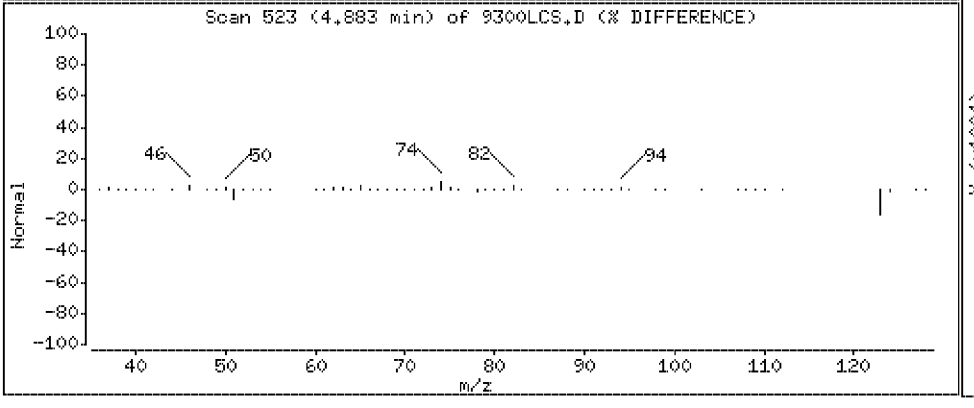

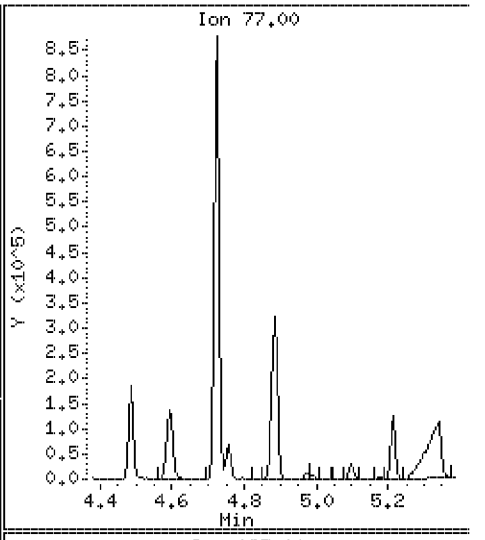

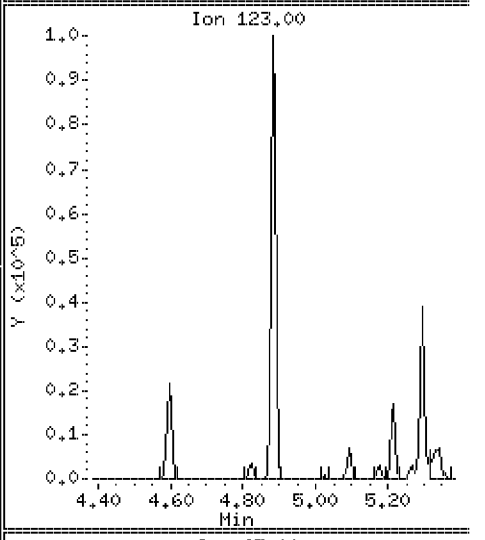

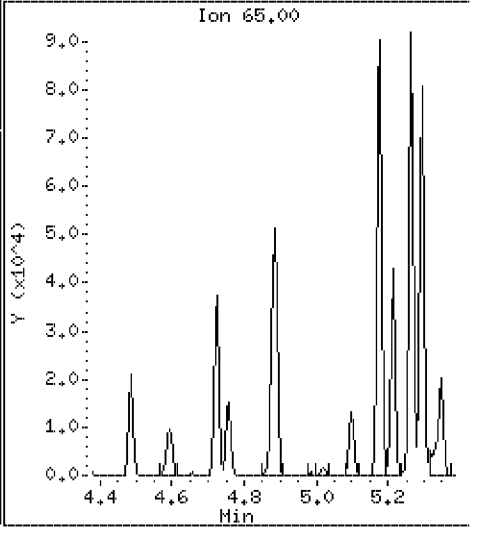

Data File: \\Svecd04\DD\chem\smsd03.i\S3050312.b\9300LCS.D

Date : 03-MAY-2012 14:27

Client ID: 128825LCS

Instrument: smsd03.i

Sample Info: SW128825LCS

Operator: PEL

Column phase: HPMS-5

Column diameter: 0.25

33 N-Nitrosopiperidine

Concentration: 1440 ug/kg

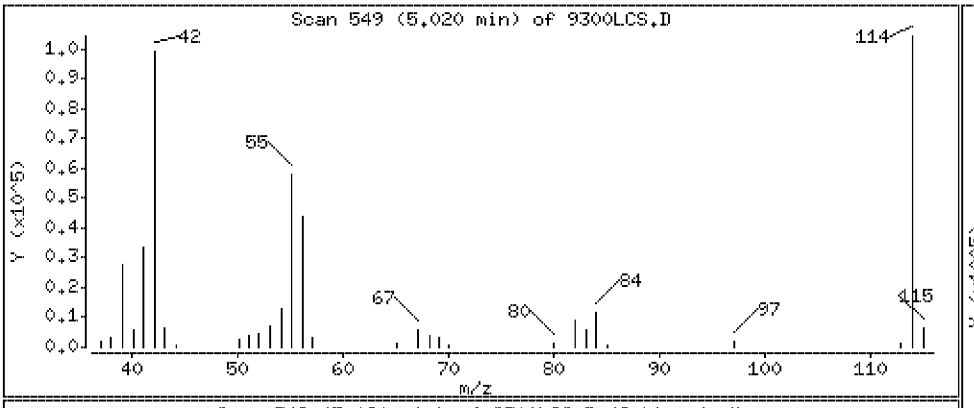

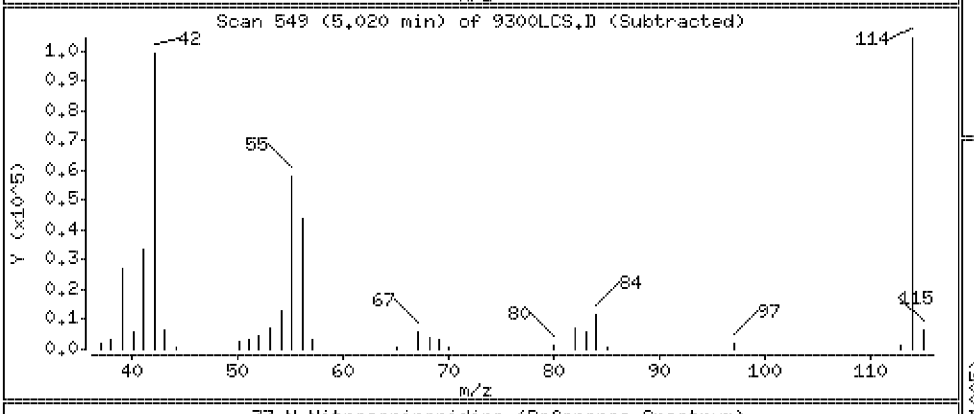

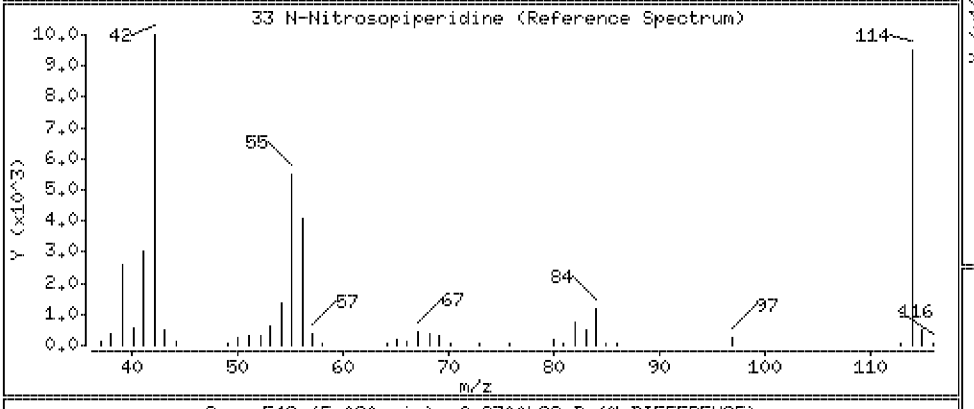

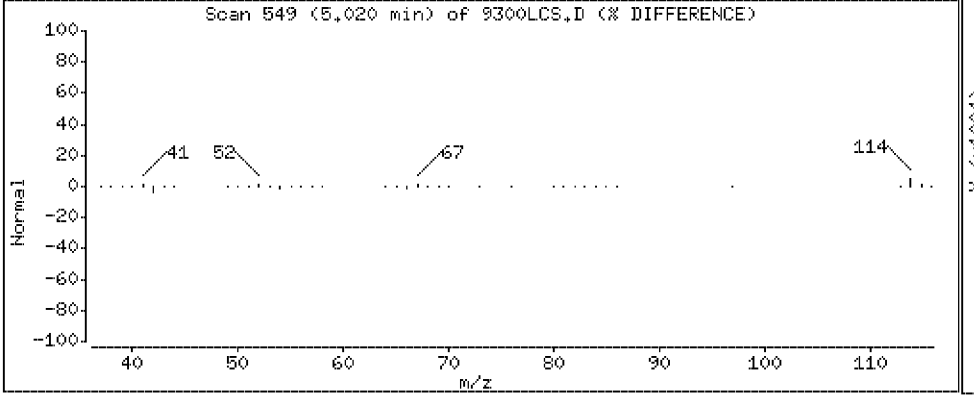

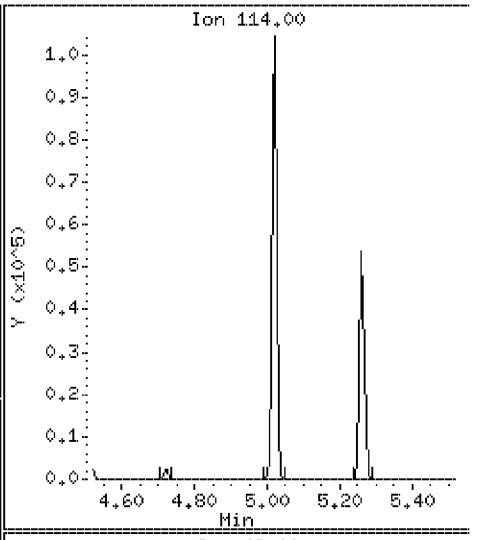

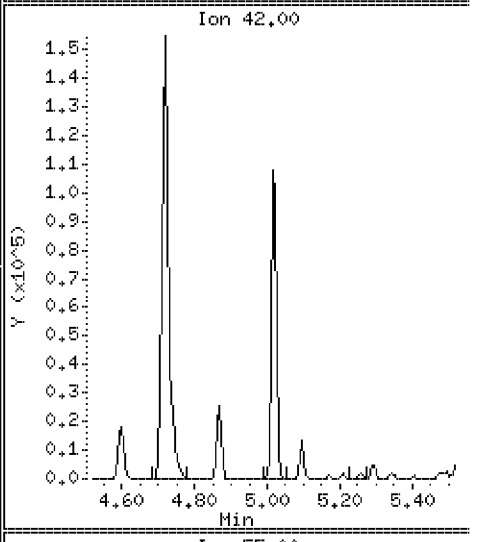

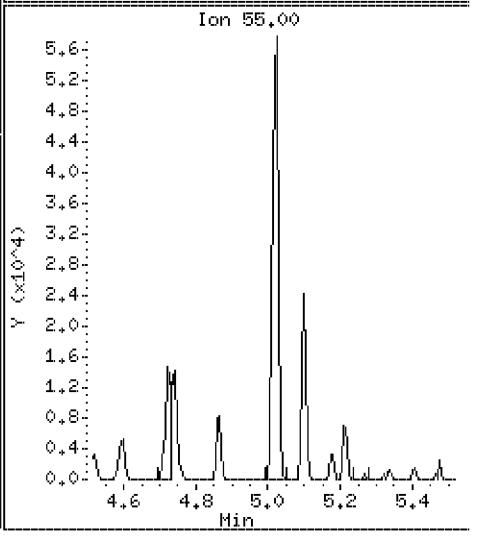

Data File: \\Svecd04\DD\chem\smsd03.i\S3050312.b\9300LCS.D

Date : 03-MAY-2012 14:27

Client ID: 128825LCS

Instrument: smsd03.i

Sample Info: SW128825LCS

Operator: PEL

Column phase: HPMS-5

Column diameter: 0.25

34 Isophorone

Concentration: 1870 ug/kg

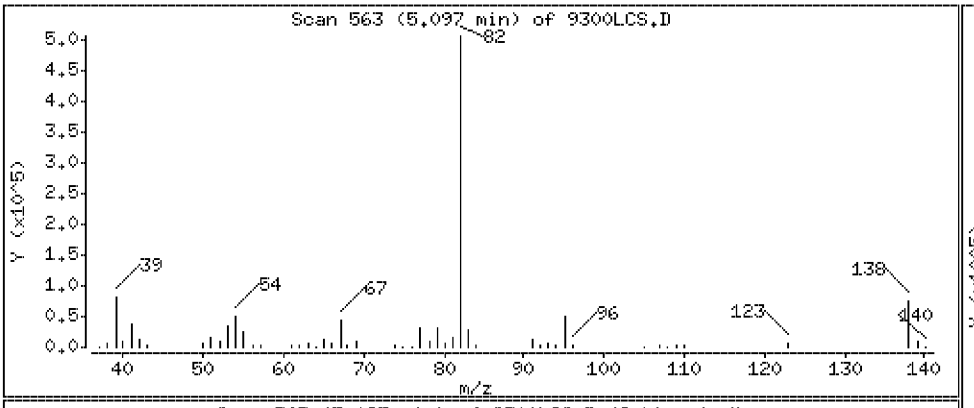

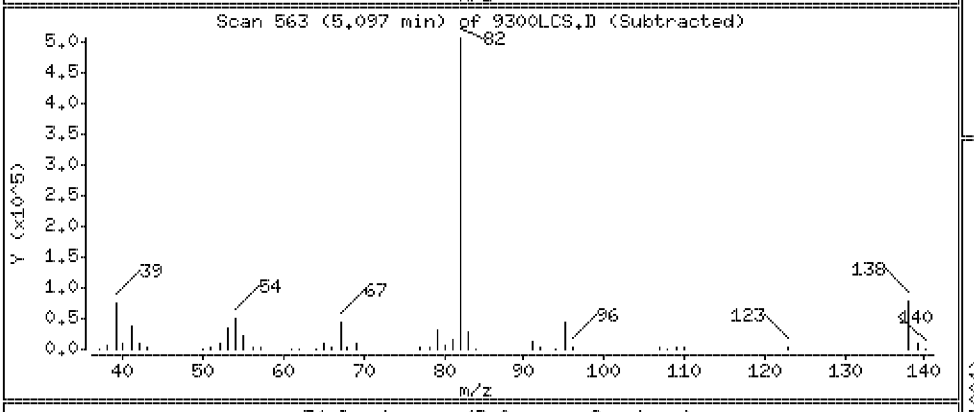

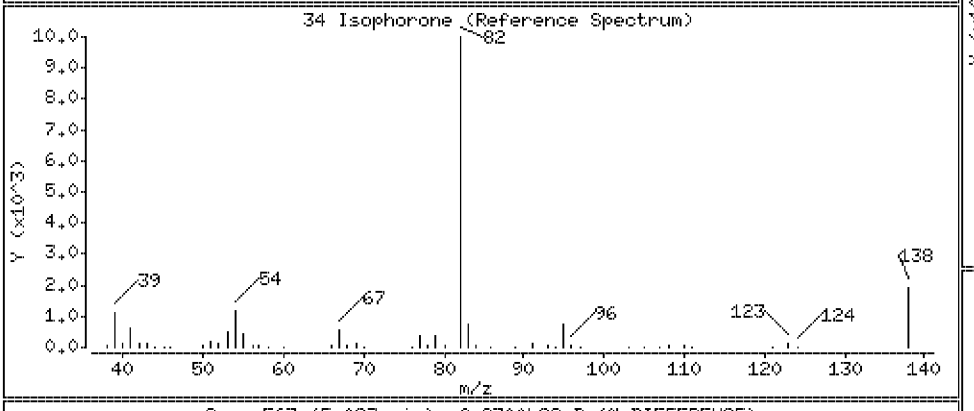

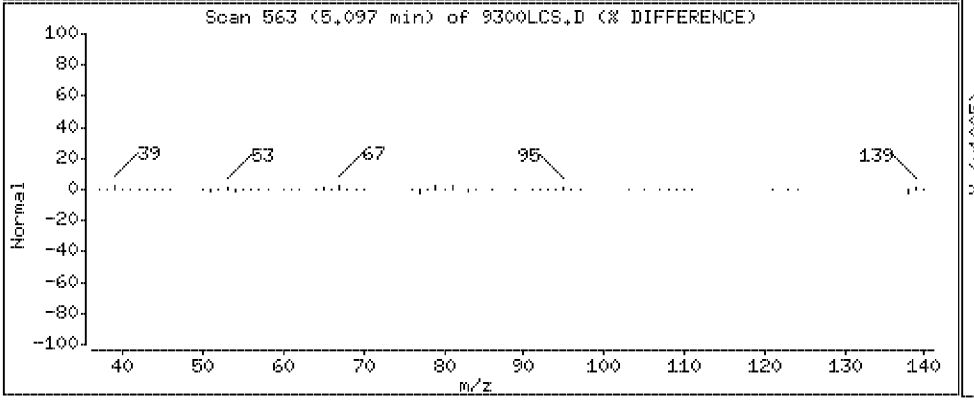

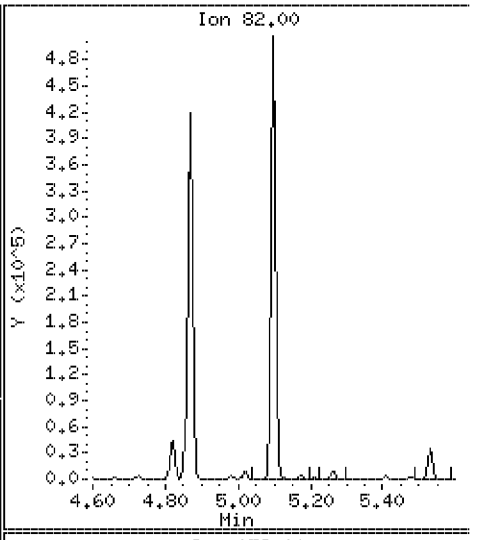

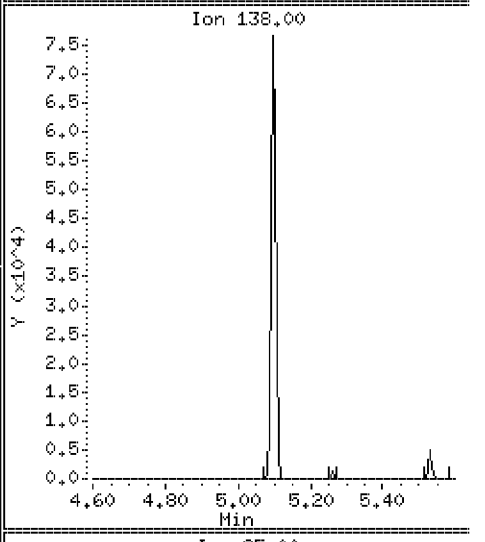

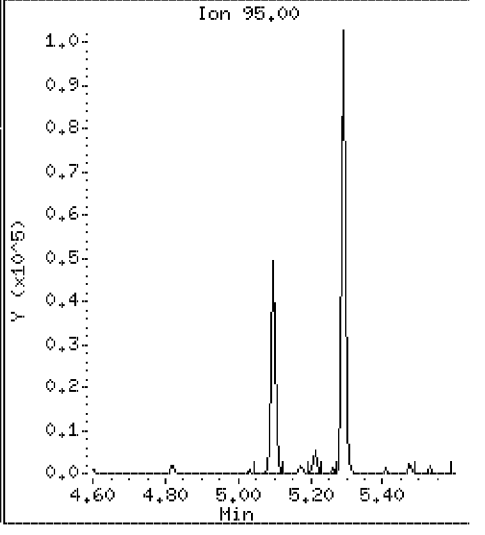

Data File: \\Svecd04\DD\chem\smsd03.i\S3050312.b\9300LCS.D

Date : 03-MAY-2012 14:27

Client ID: 128825LCS

Instrument: smsd03.i

Sample Info: SW128825LCS

Operator: PEL

Column phase: HPMS-5

Column diameter: 0.25

35 2-Nitrophenol

Concentration: 1460 ug/kg

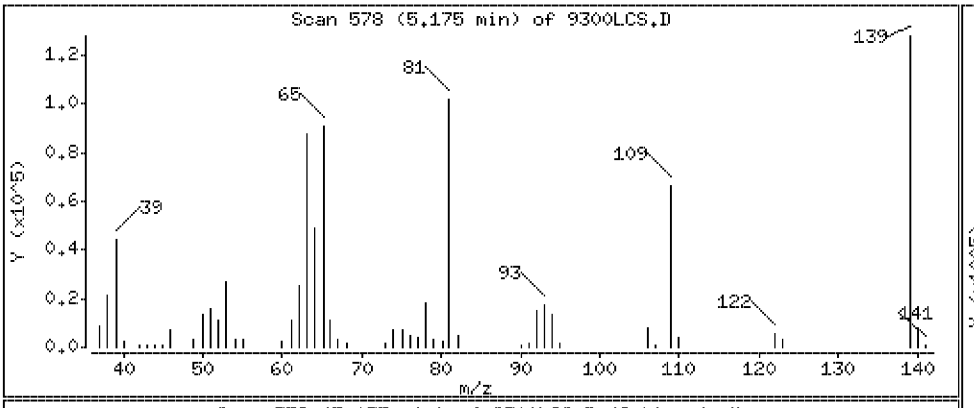

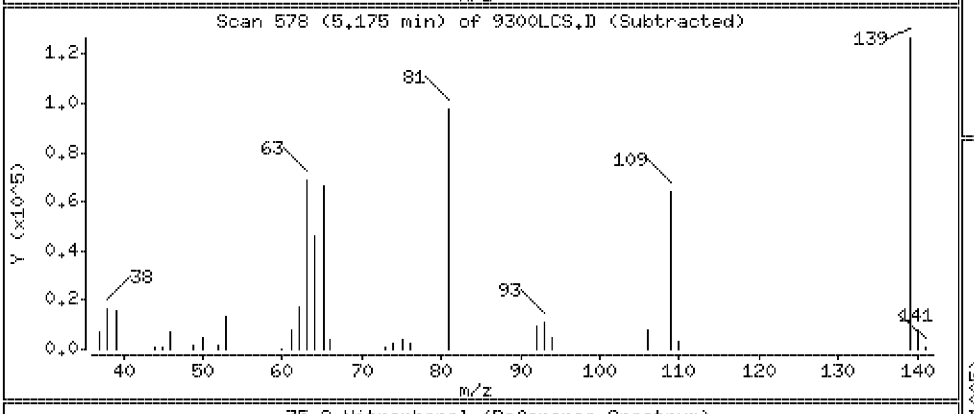

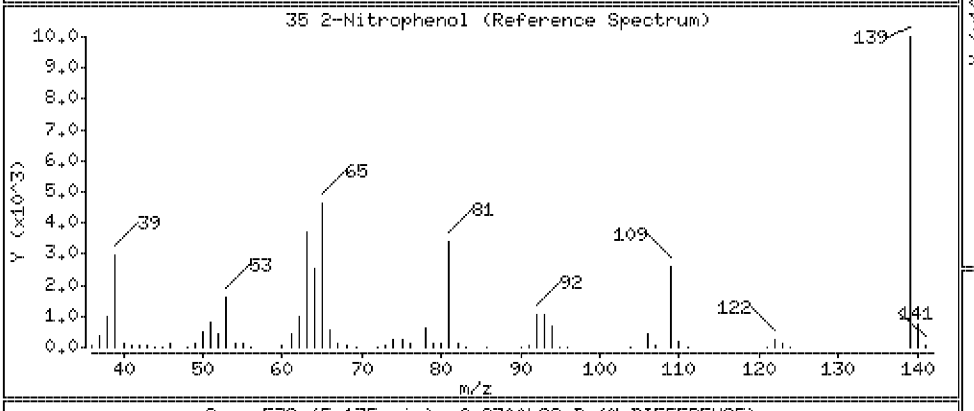

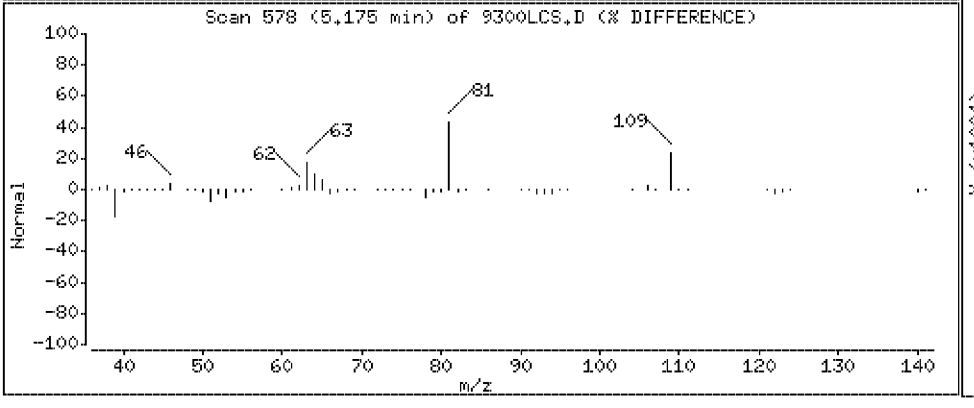

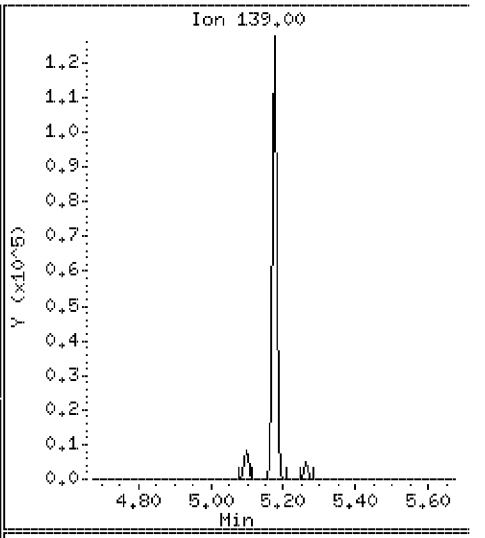

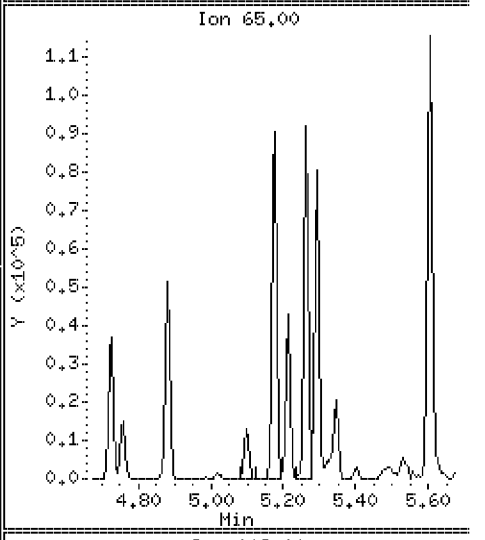

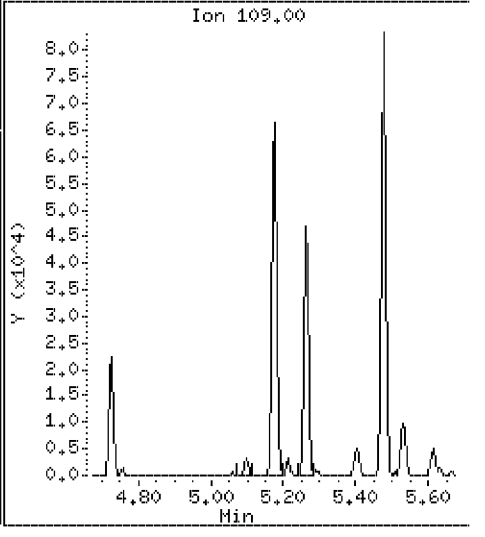

Data File: \\Svecd04\DD\chem\smsd03.i\S3050312.b\9300LCS.D

Date : 03-MAY-2012 14:27

Client ID: 128825LCS

Instrument: smsd03.i

Sample Info: SW128825LCS

Operator: PEL

Column phase: HPMS-5

Column diameter: 0.25

36 2,4-Dimethylphenol

Concentration: 1600 ug/kg

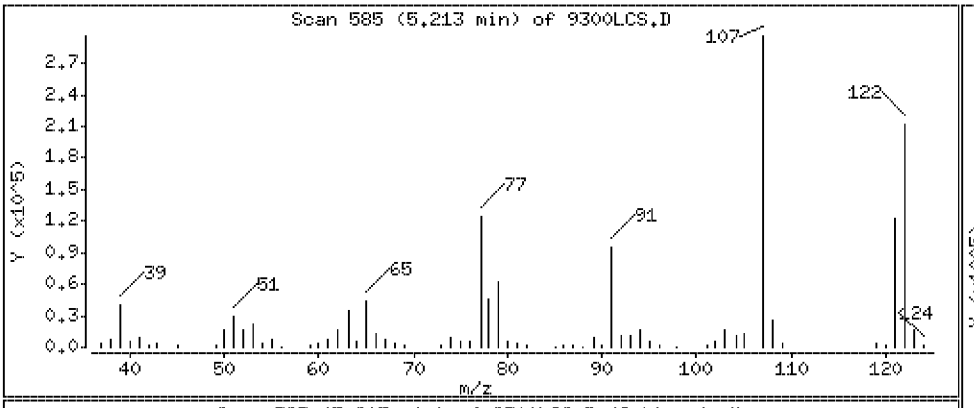

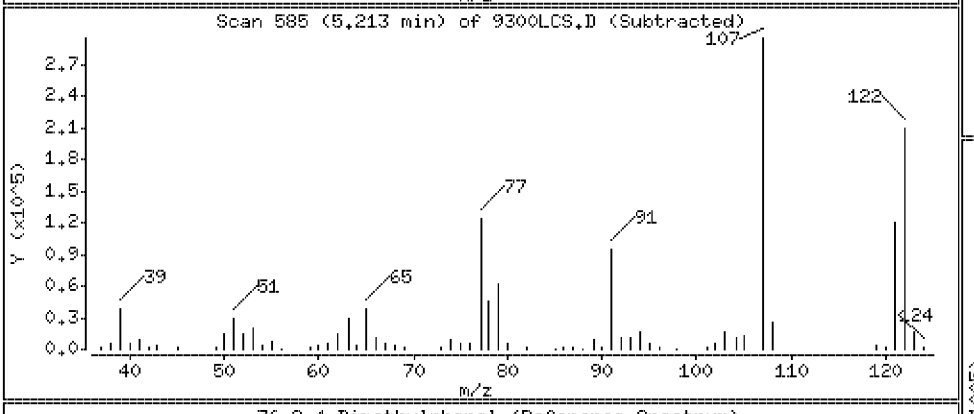

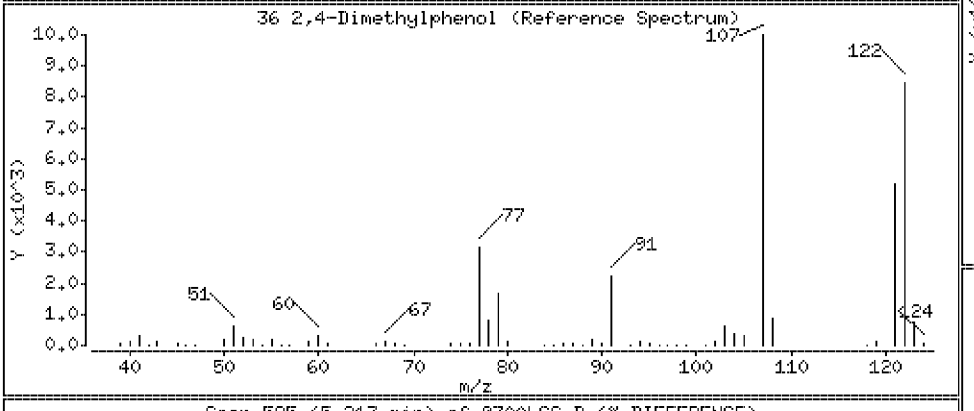

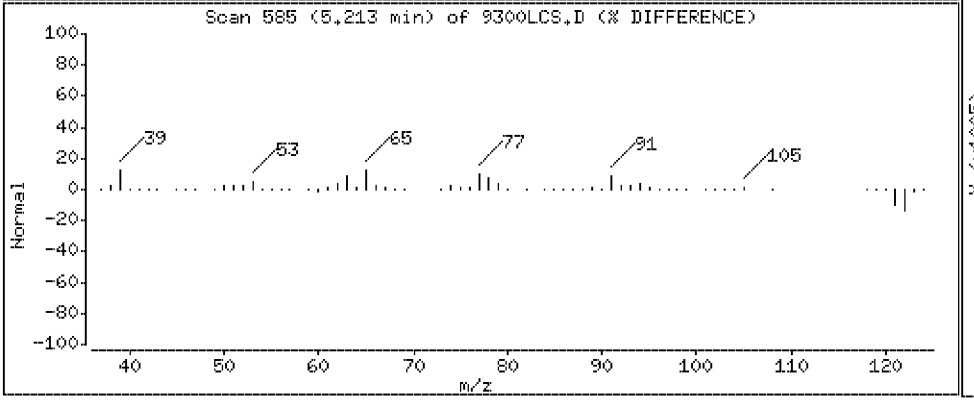

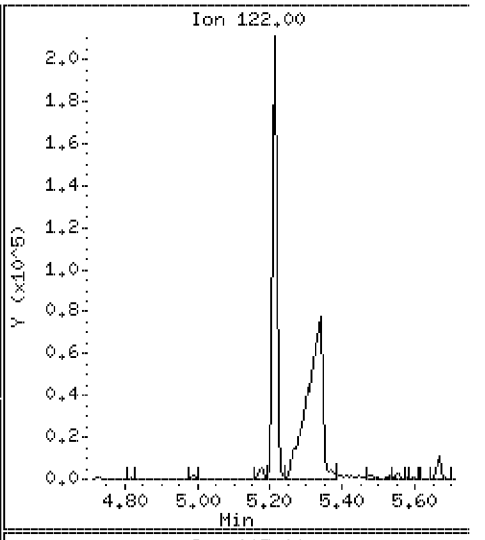

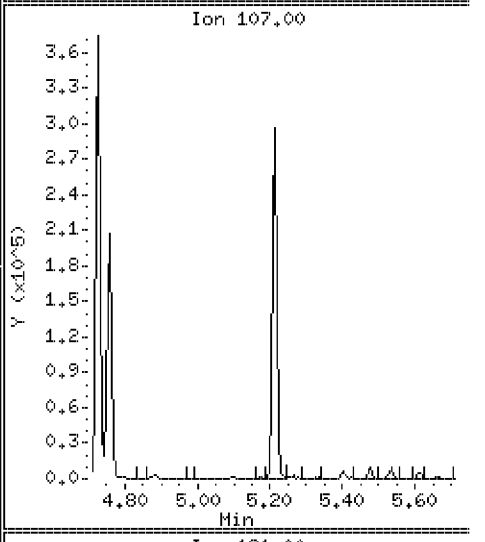

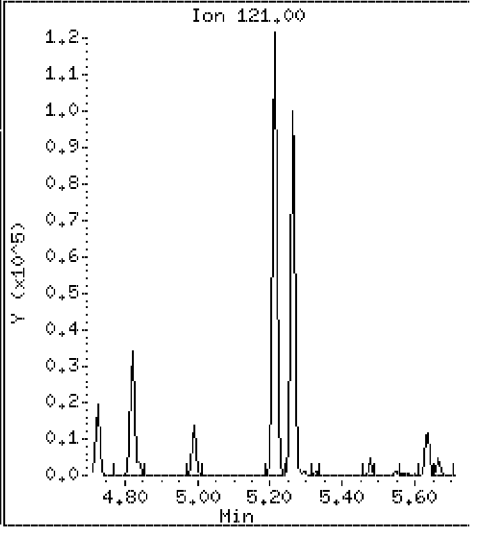

Data File: \\Svecd04\DD\chem\smsd03.i\S3050312.b\9300LCS.D

Date : 03-MAY-2012 14:27

Client ID: 128825LCS

Instrument: smsd03.i

Sample Info: SW128825LCS

Operator: PEL

Column phase: HPMS-5

Column diameter: 0.25

37 o,o,o-Triethylphosphorothioate

Concentration: 1320 ug/kg

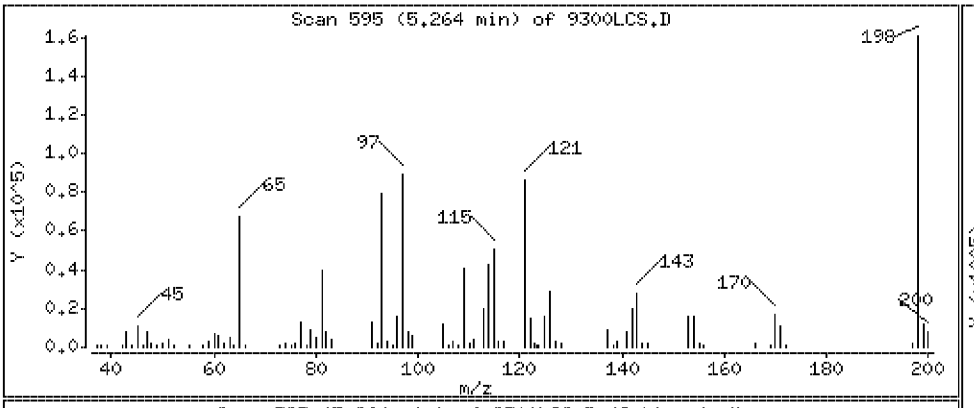

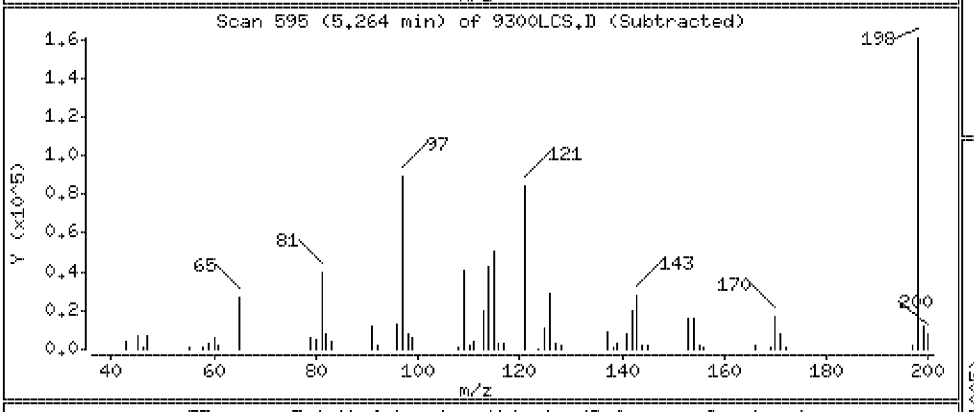

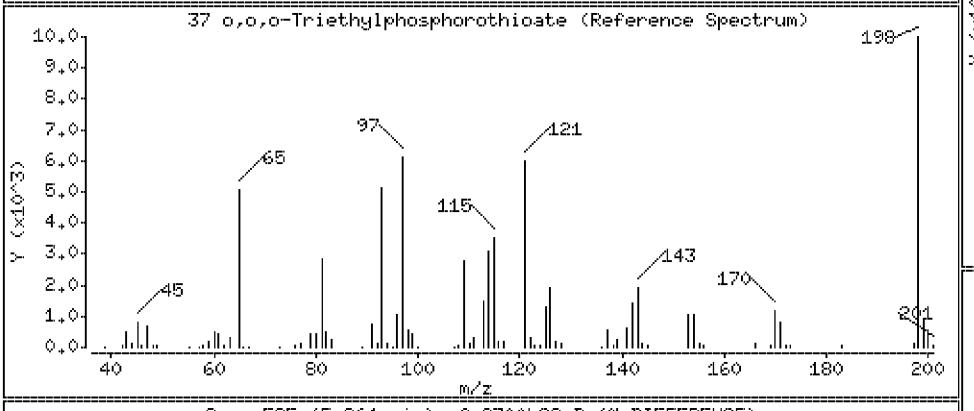

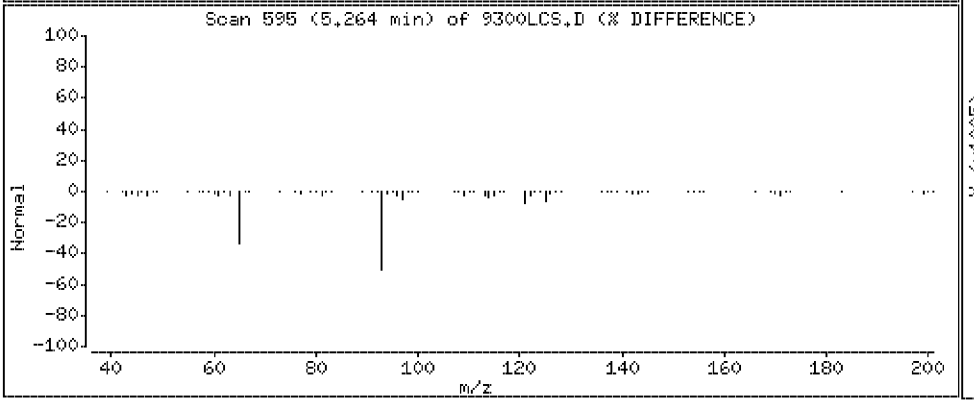

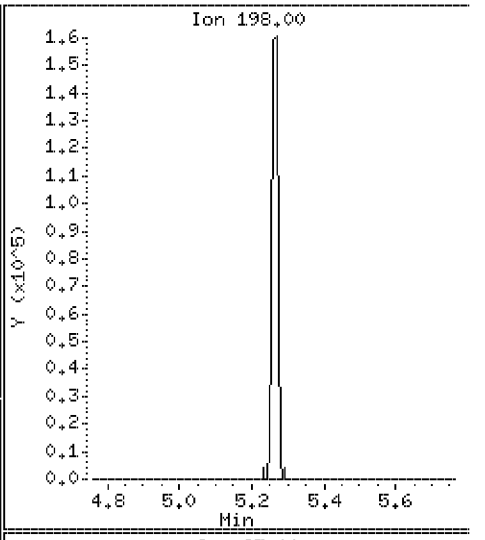

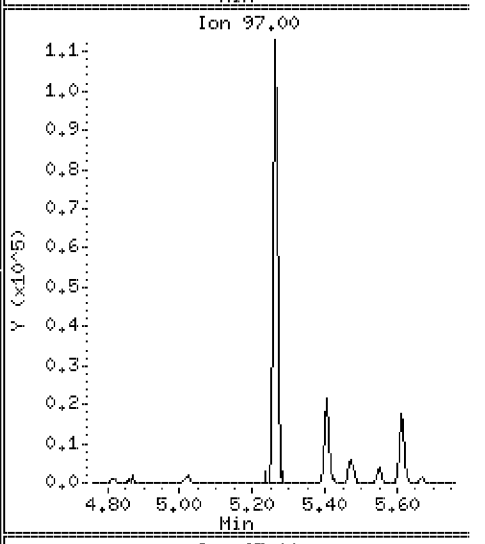

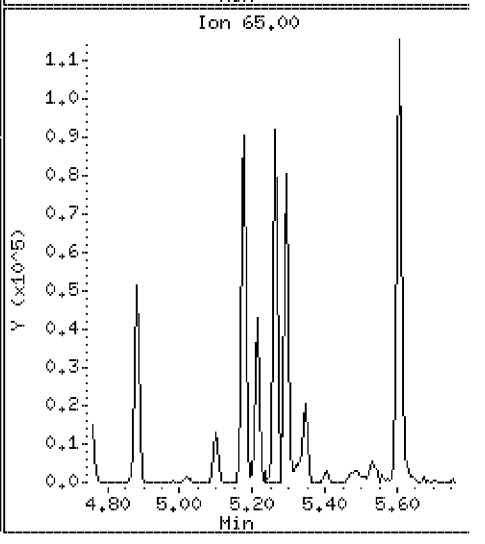

Data File: \\Svecd04\DD\chem\smsd03.i\S3050312.b\9300LCS.D

Date : 03-MAY-2012 14:27

Client ID: 128825LCS

Instrument: smsd03.i

Sample Info: SW128825LCS

Operator: PEL

Column phase: HPMS-5

Column diameter: 0.25

38 Bis(2-Chloroethoxy)methane

Concentration: 1550 ug/kg

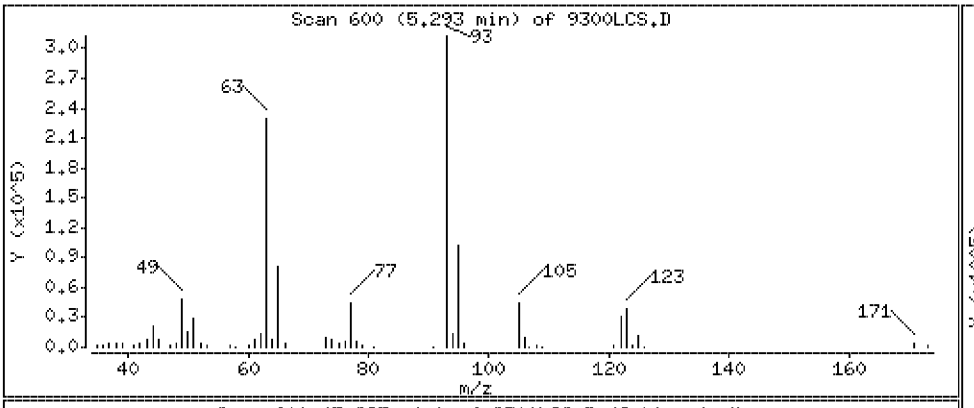

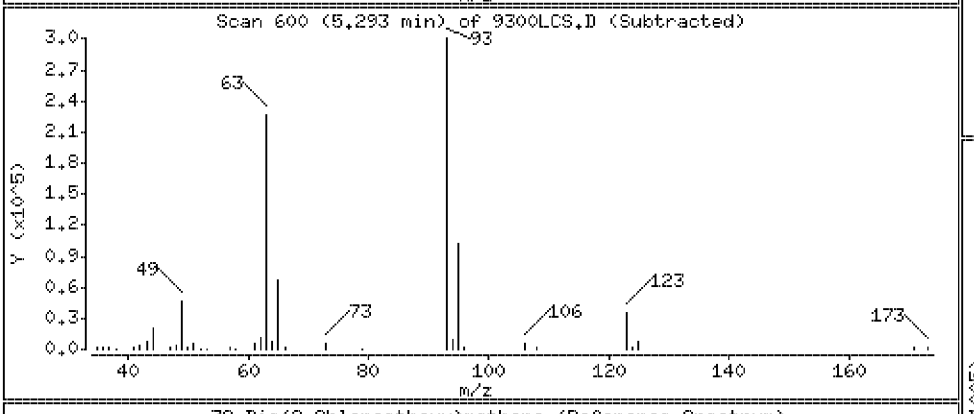

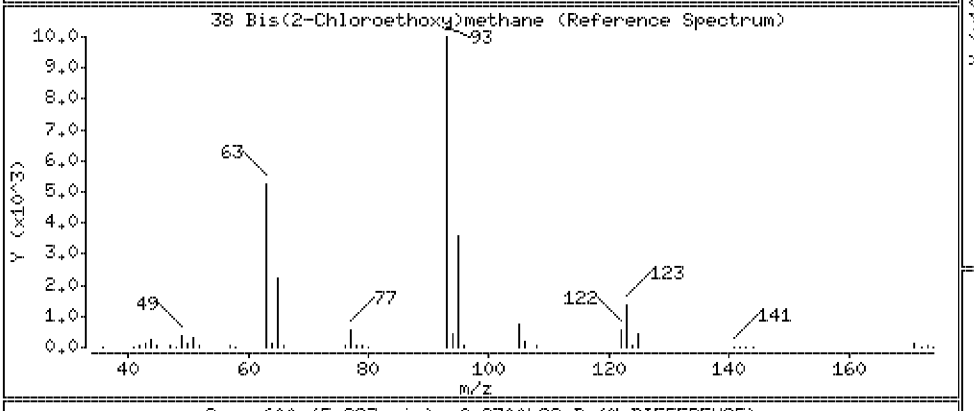

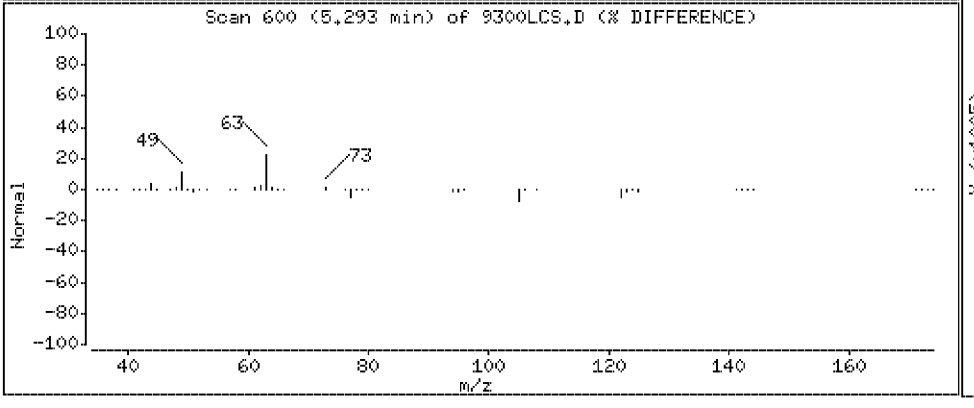

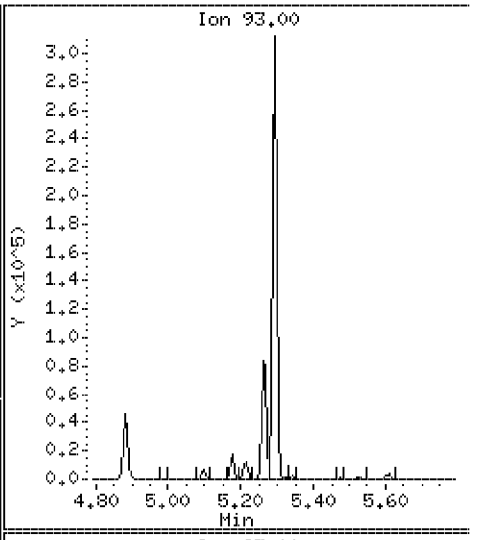

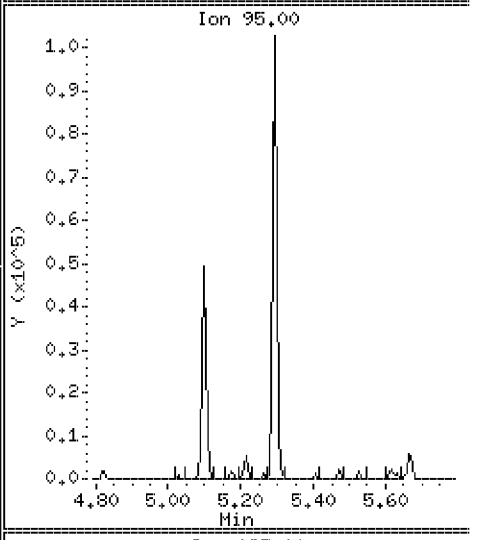

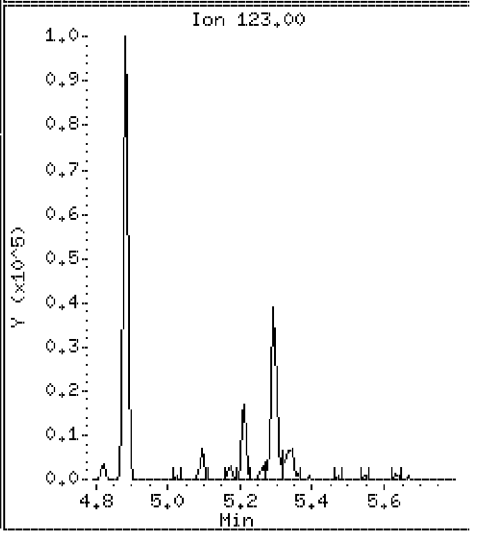

Data File: \\Svecd04\DD\chem\smsd03.i\S3050312.b\9300LCS.D

Date : 03-MAY-2012 14:27

Client ID: 128825LCS

Instrument: smsd03.i

Sample Info: SW128825LCS

Operator: PEL

Column phase: HPMS-5

Column diameter: 0.25

39 a,a-Dimethylphenethylamine

Concentration: 398 ug/kg

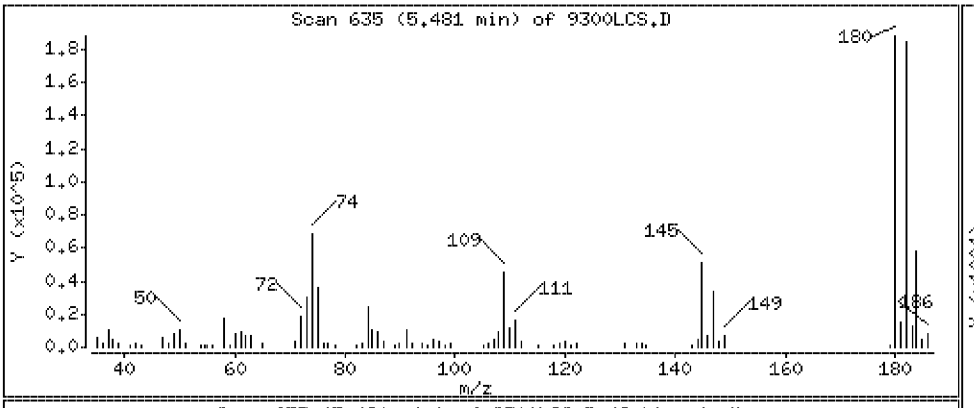

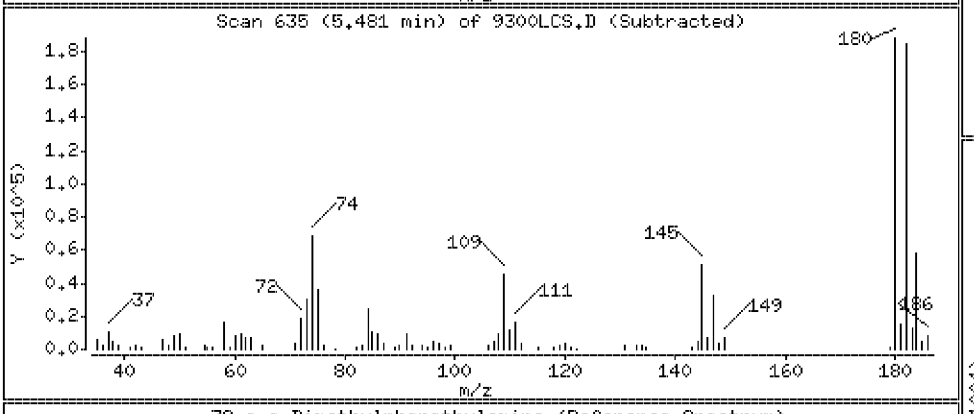

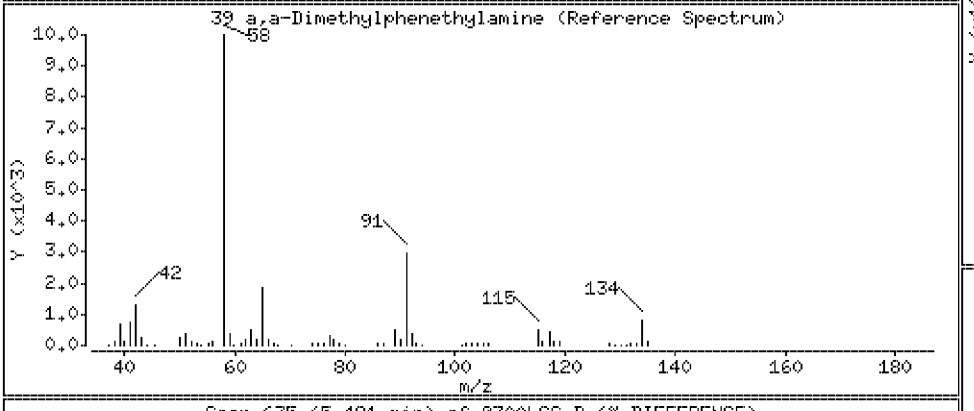

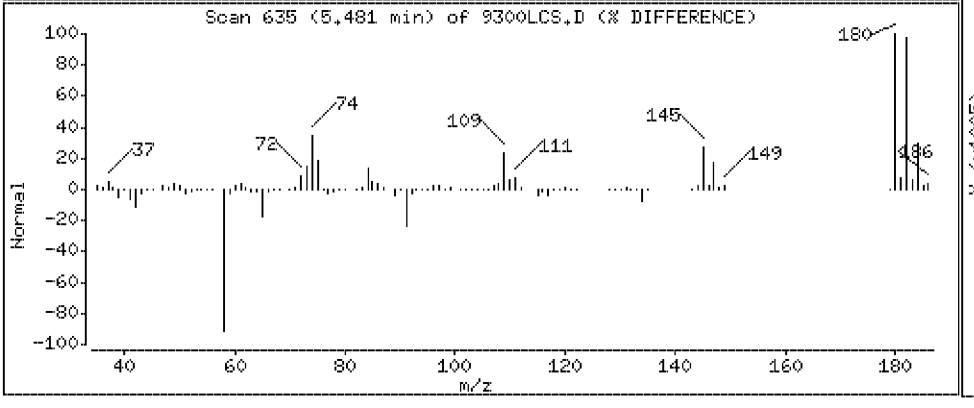

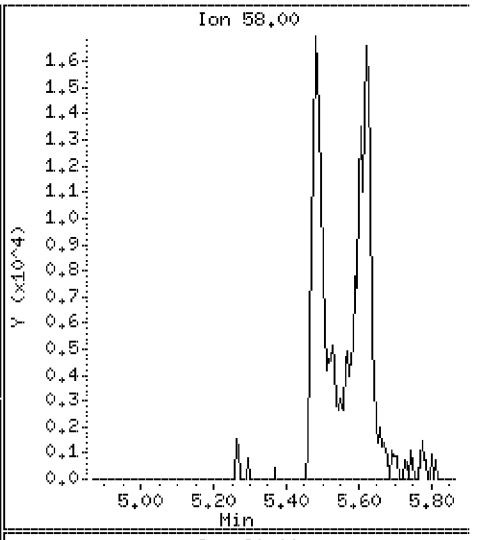

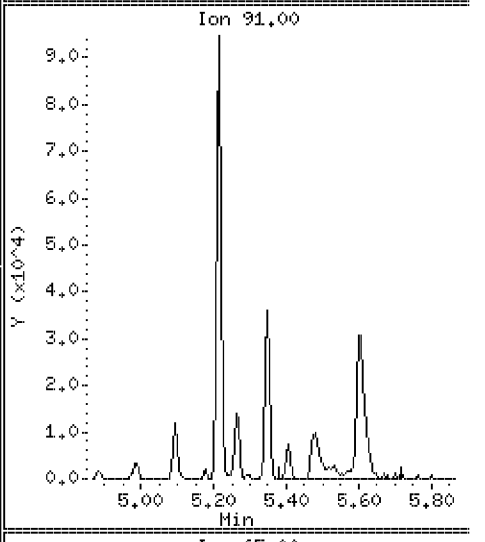

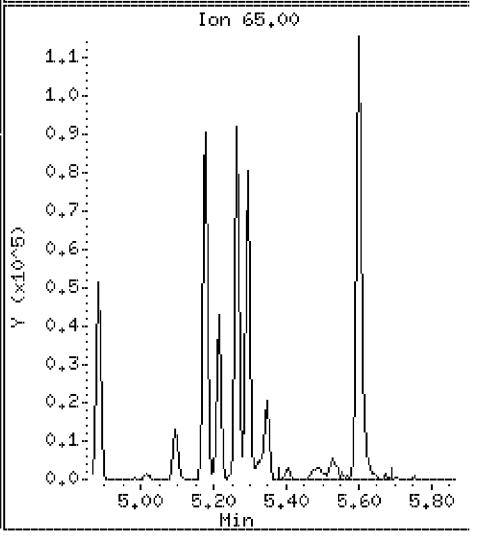

Data File: \\Svecd04\DD\chem\smsd03.i\S3050312.b\9300LCS.D

Date : 03-MAY-2012 14:27

Client ID: 128825LCS

Instrument: smsd03.i

Sample Info: SW128825LCS

Operator: PEL

Column phase: HPMS-5

Column diameter: 0.25

40 Benzoic Acid

Concentration: 2940 ug/kg

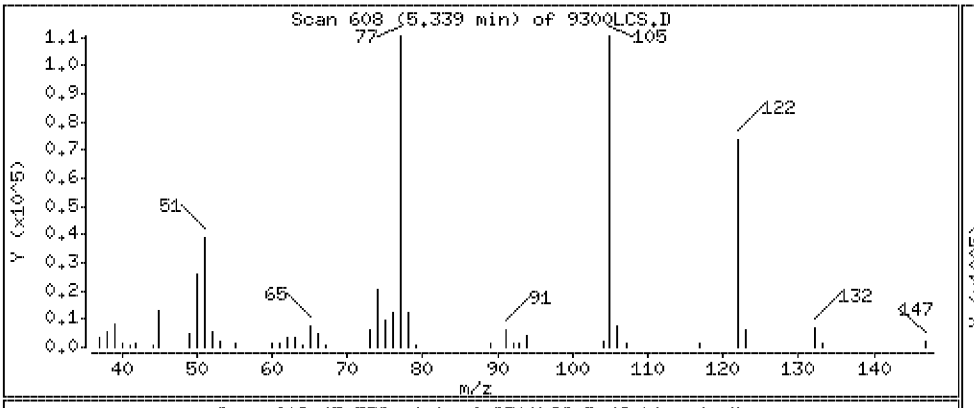

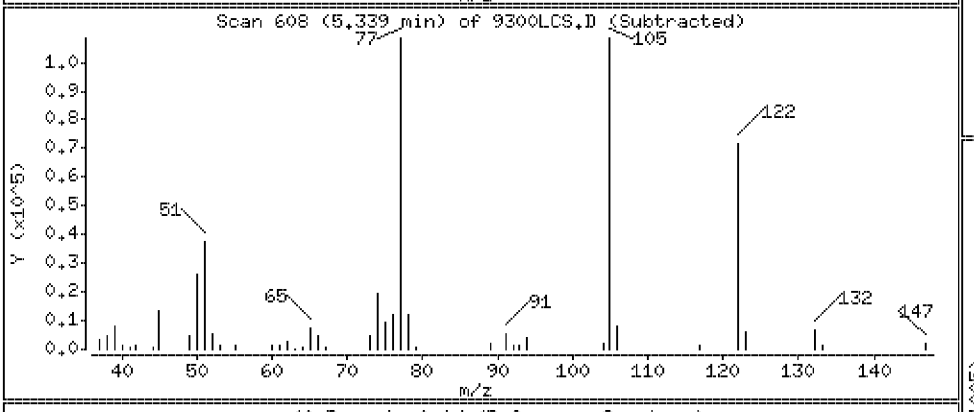

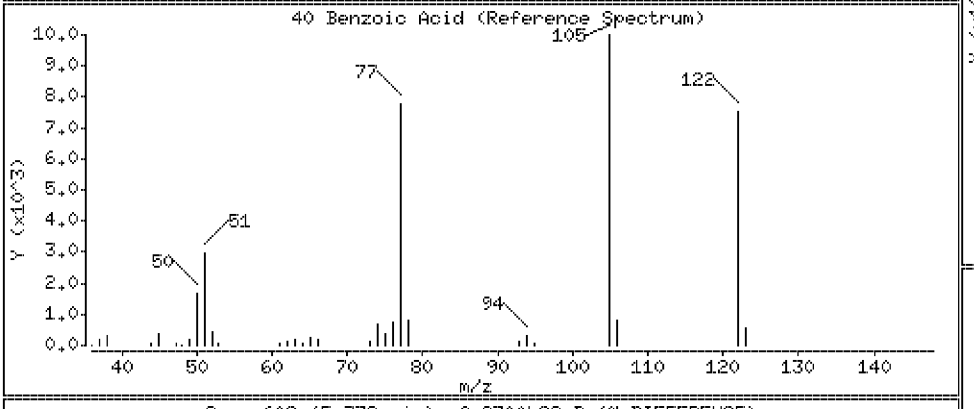

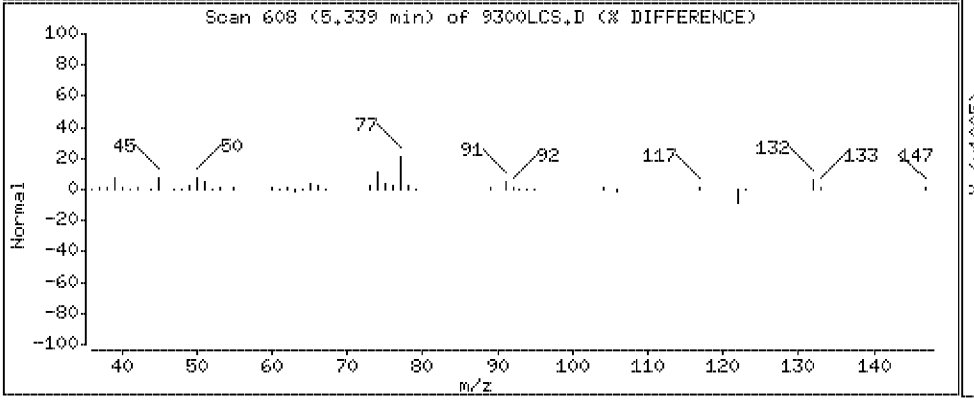

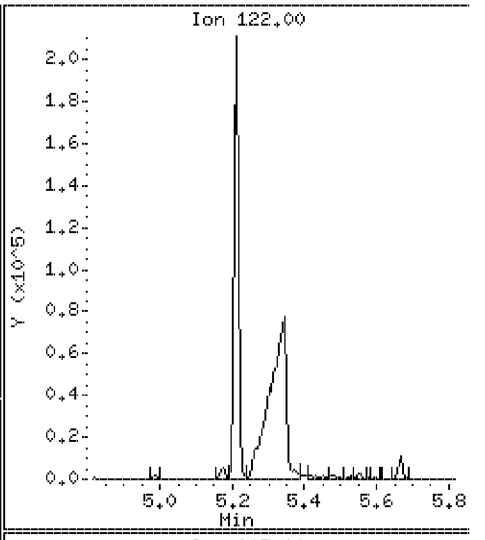

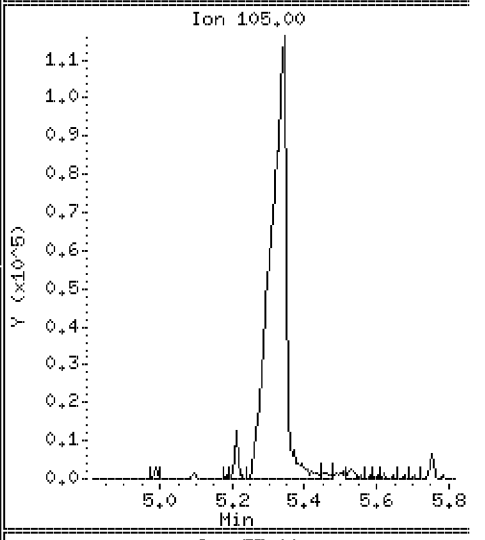

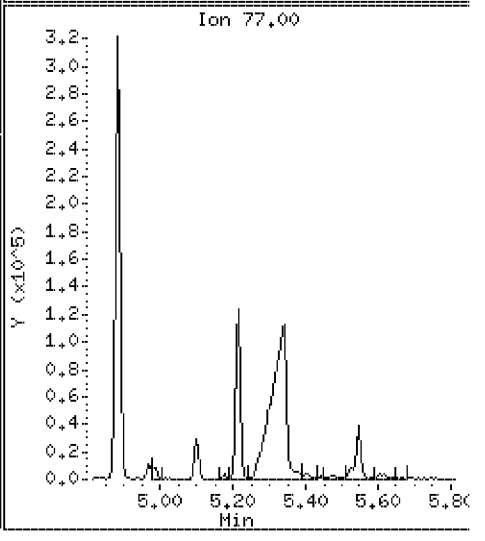

Data File: \\Svecd04\DD\chem\smsd03.i\S3050312.b\9300LCS.D

Date : 03-MAY-2012 14:27

Client ID: 128825LCS

Instrument: smsd03.i

Sample Info: SW128825LCS

Operator: PEL

Column phase: HPMS-5

Column diameter: 0.25

41 2,4-Dichlorophenol

Concentration: 1510 ug/kg

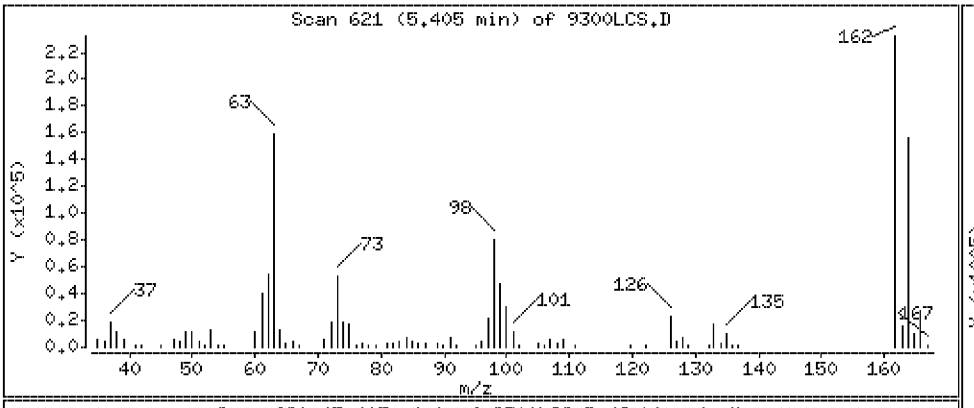

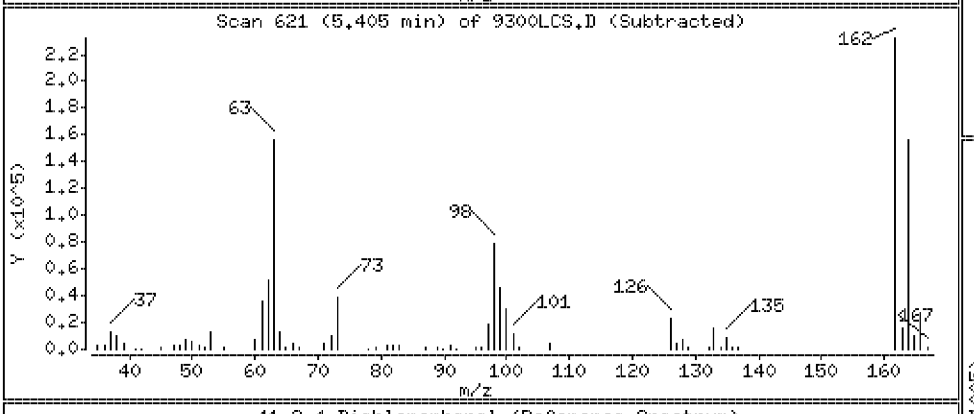

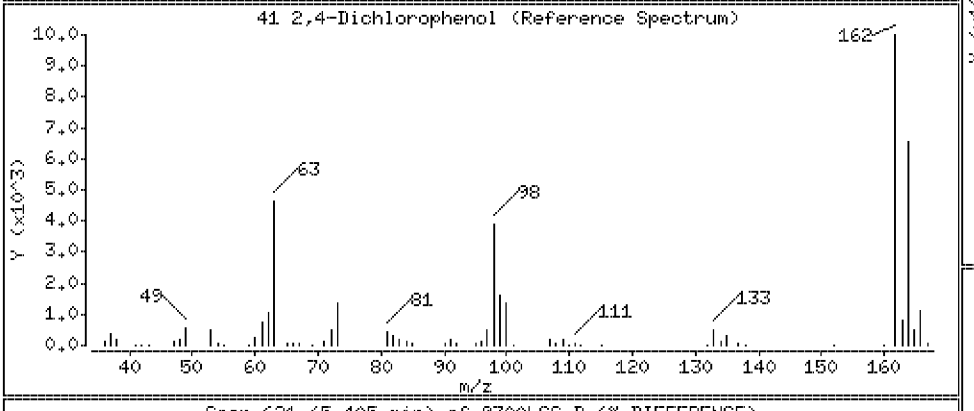

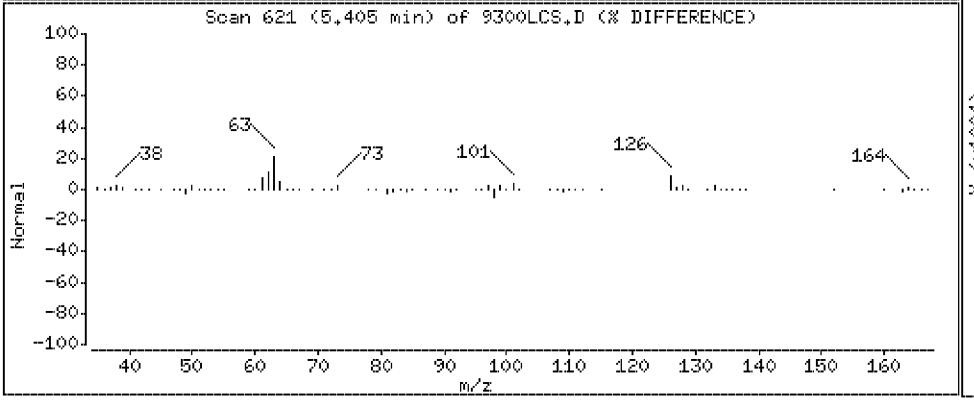

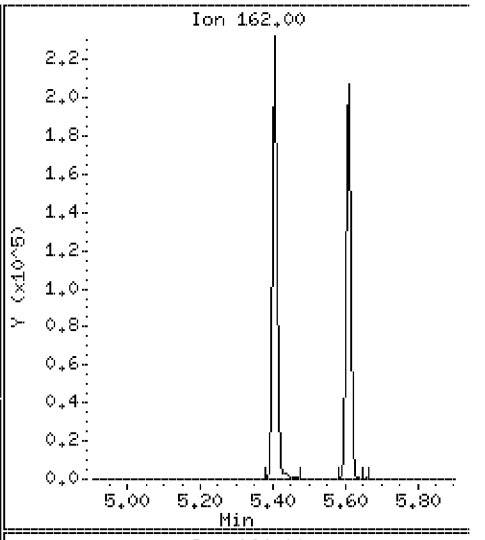

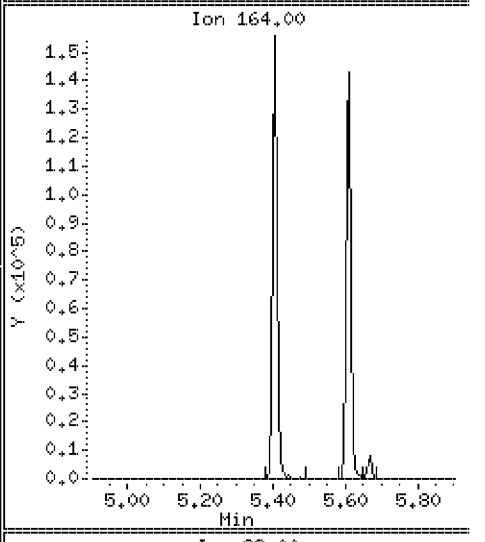

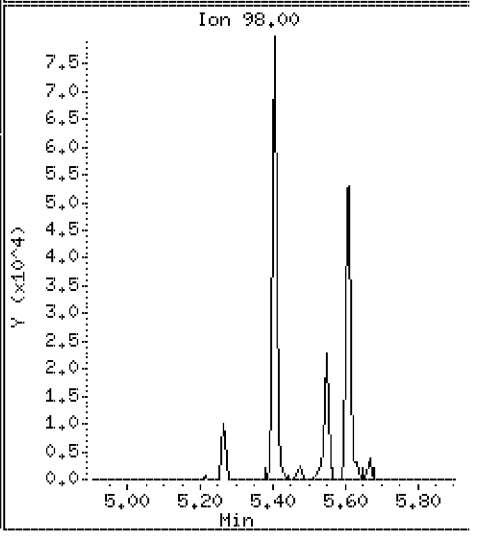

Data File: \\Svecd04\DD\chem\smsd03.i\S3050312.b\9300LCS.D

Date : 03-MAY-2012 14:27

Client ID: 128825LCS

Instrument: smsd03.i

Sample Info: SW128825LCS

Operator: PEL

Column phase: HPMS-5

Column diameter: 0.25

42 1,2,4-Trichlorobenzene

Concentration: 1420 ug/kg

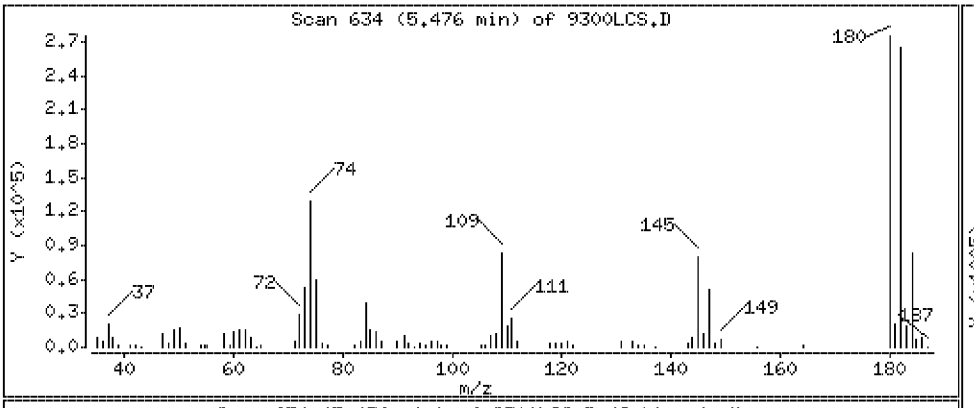

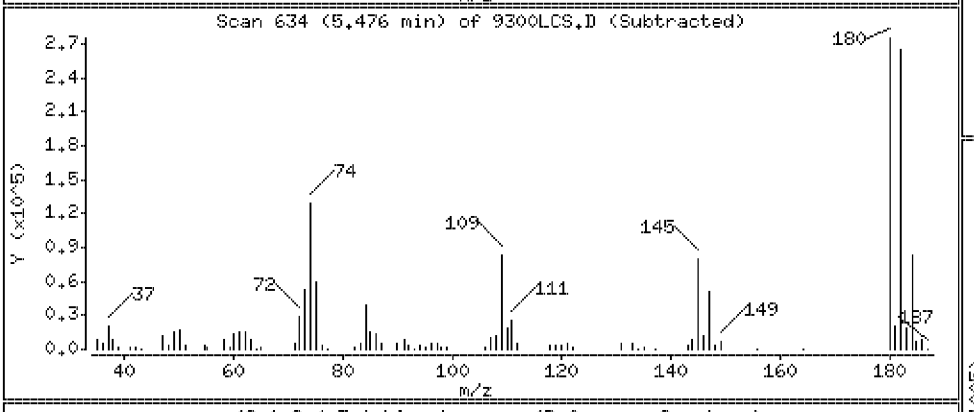

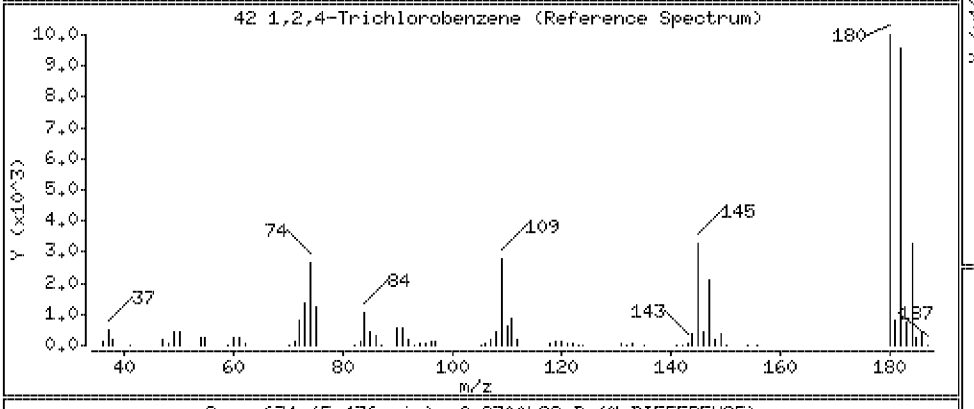

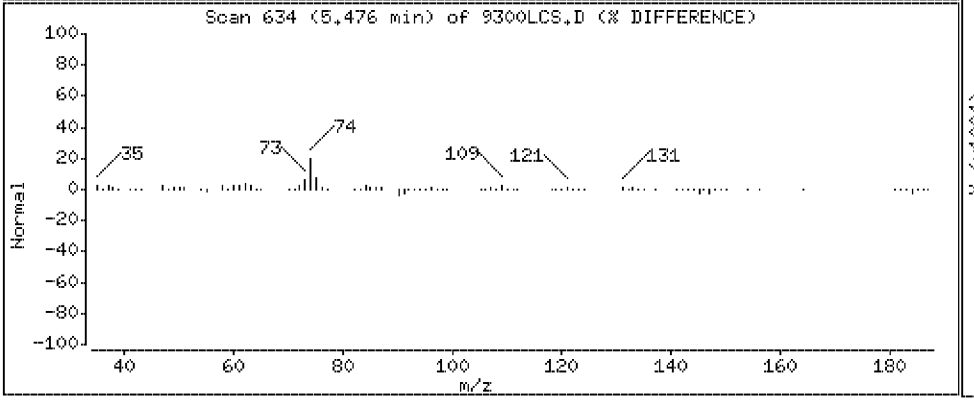

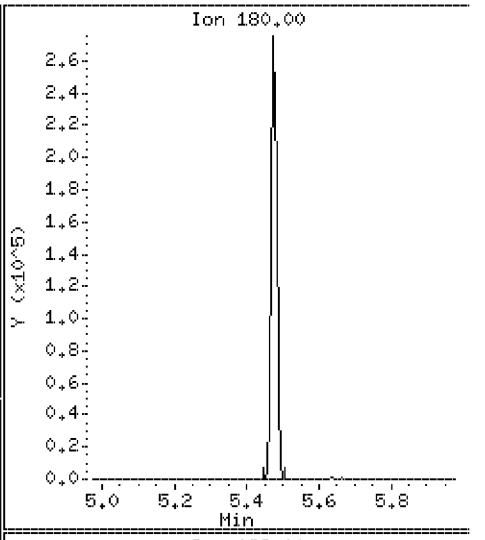

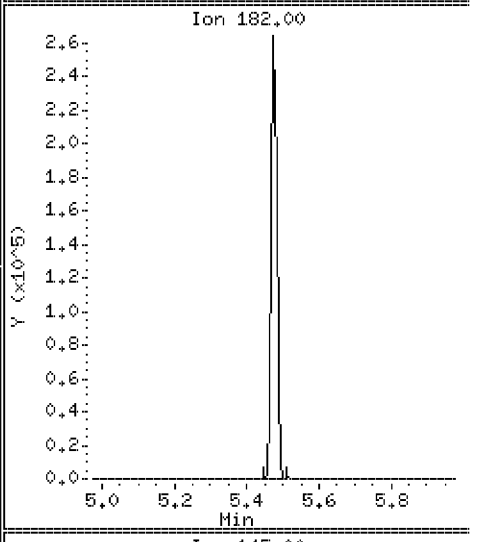

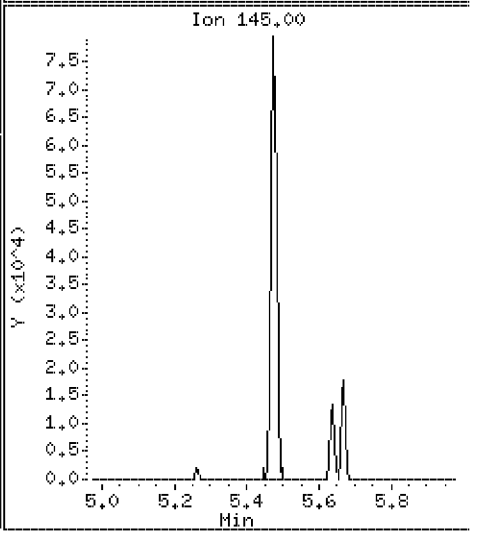

Data File: \\Svecd04\DD\chem\smsd03.i\S3050312.b\9300LCS.D

Date : 03-MAY-2012 14:27

Client ID: 128825LCS

Instrument: smsd03.i

Sample Info: SW128825LCS

Operator: PEL

Column phase: HPMS-5

Column diameter: 0.25

44 Naphthalene

Concentration: 1520 ug/kg

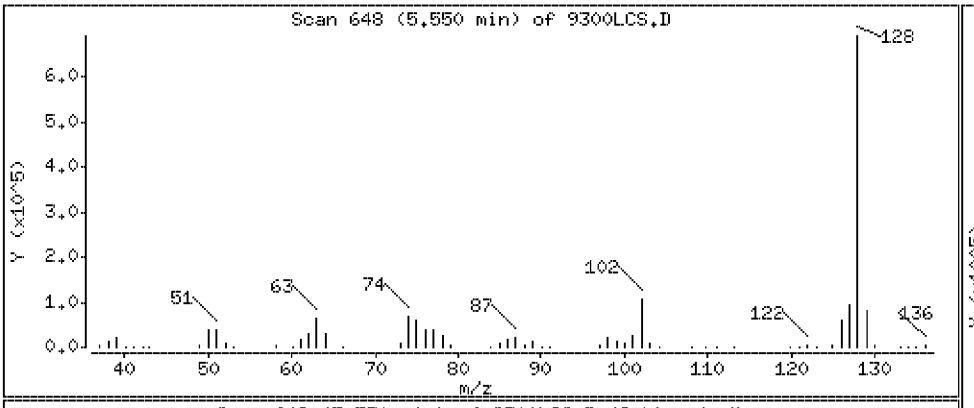

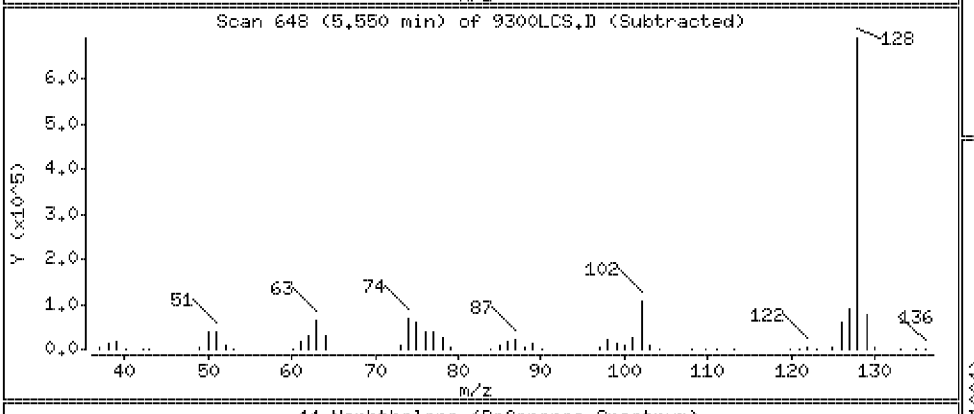

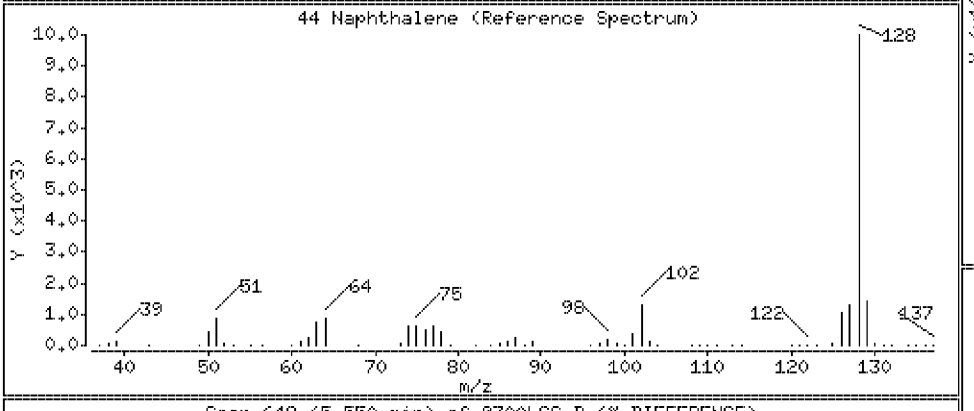

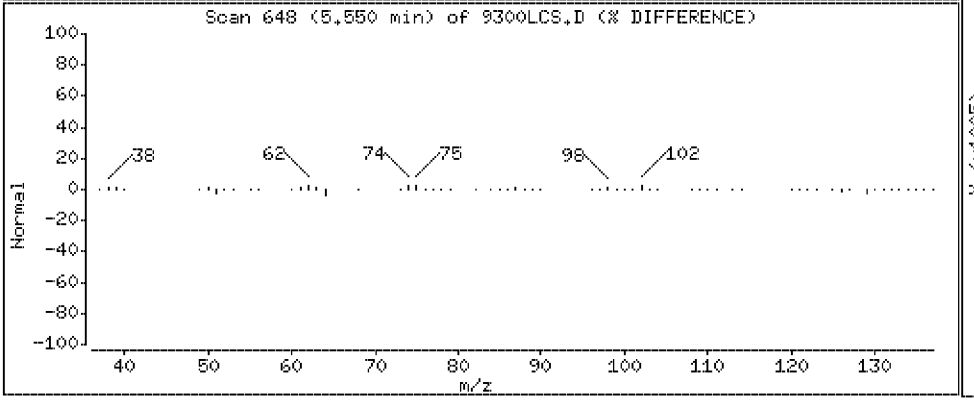

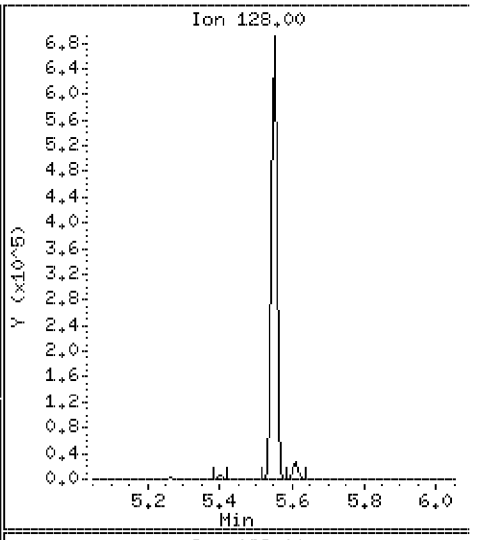

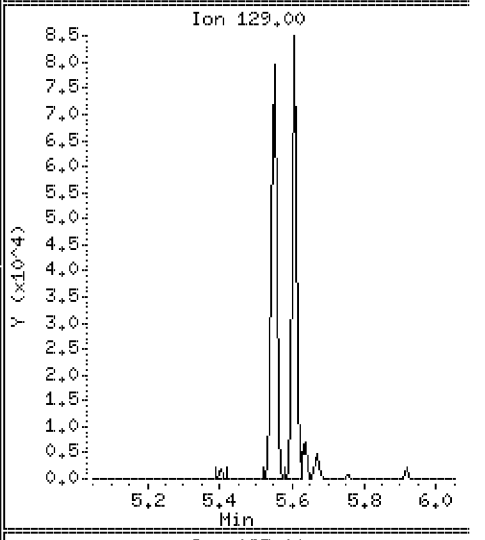

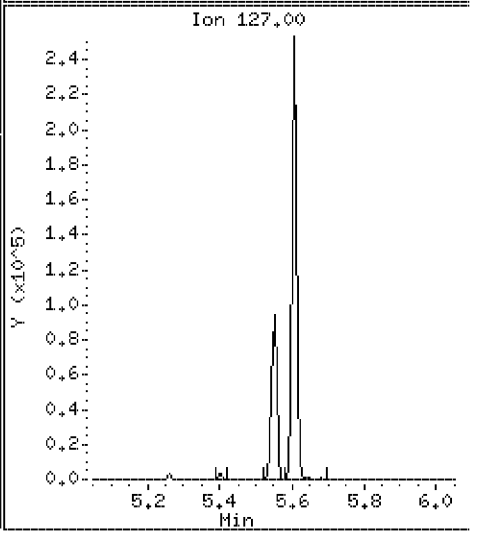

Data File: \\Svecd04\DD\chem\smsd03.i\S3050312.b\9300LCS.D

Date : 03-MAY-2012 14:27

Client ID: 128825LCS

Instrument: smsd03.i

Sample Info: SW128825LCS

Operator: PEL

Column phase: HPMS-5

Column diameter: 0.25

45 4-Chloroaniline

Concentration: 1430 ug/kg

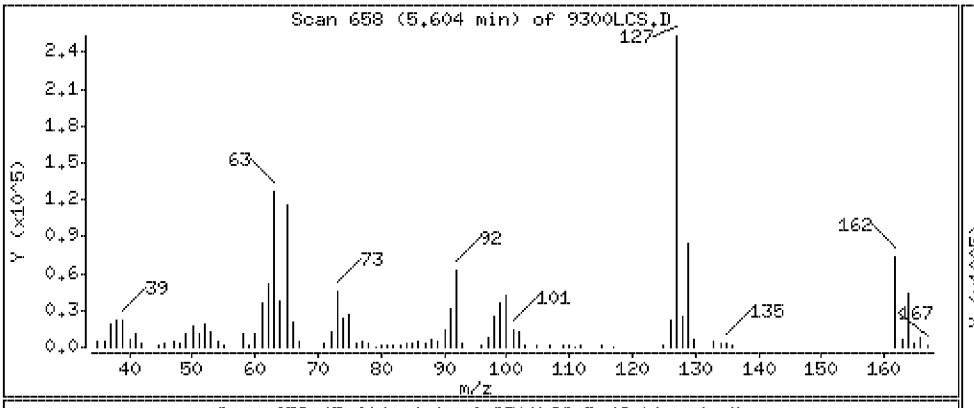

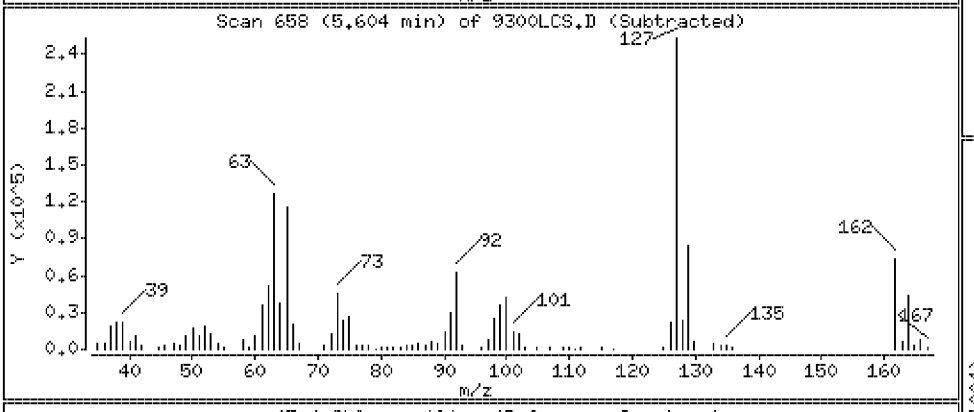

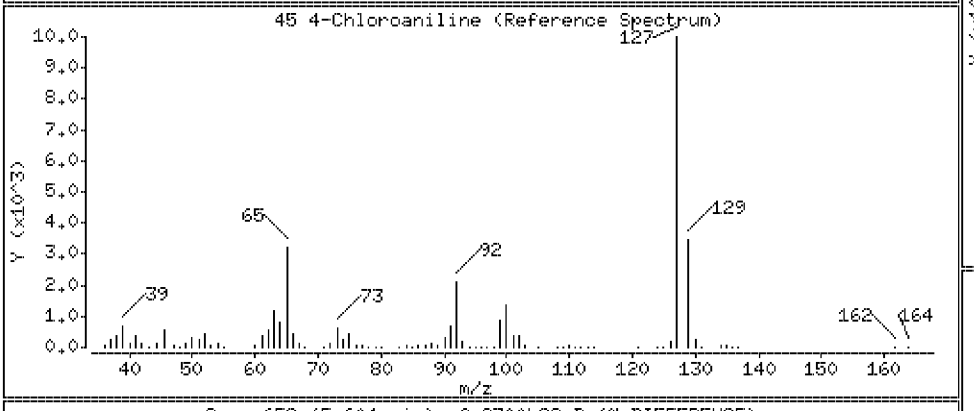

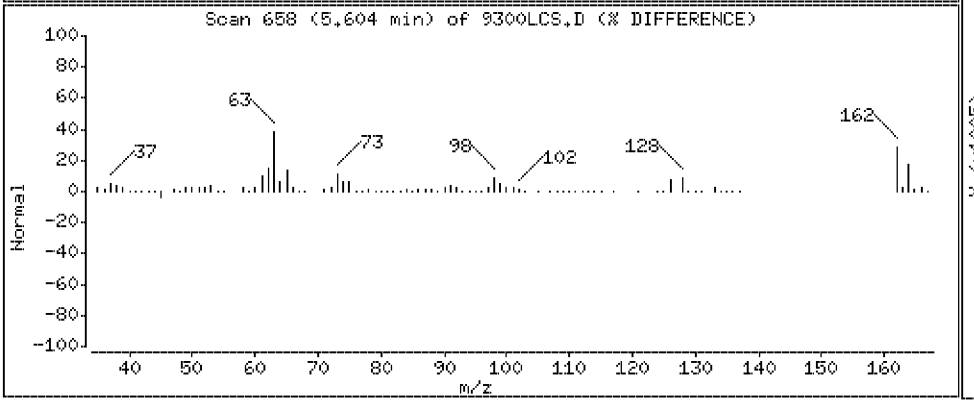

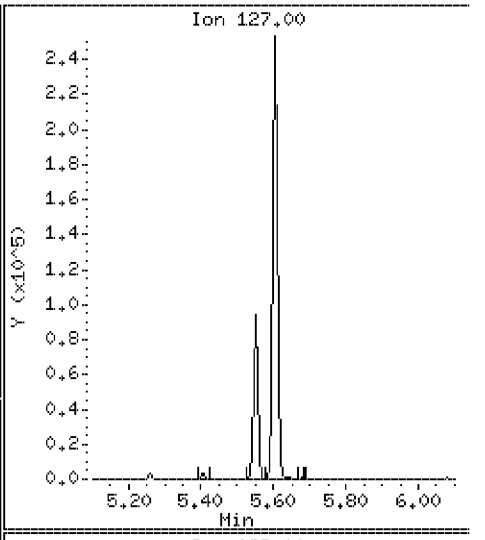

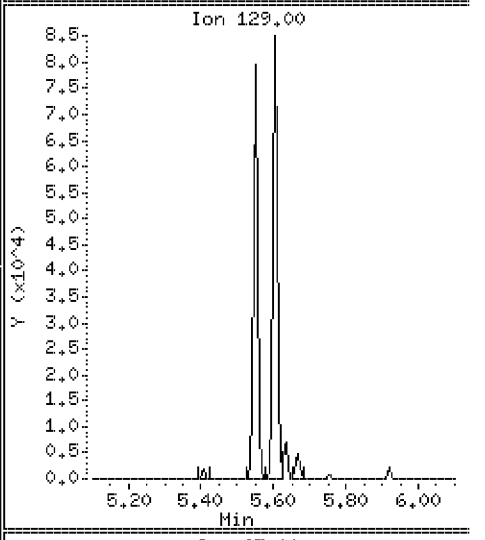

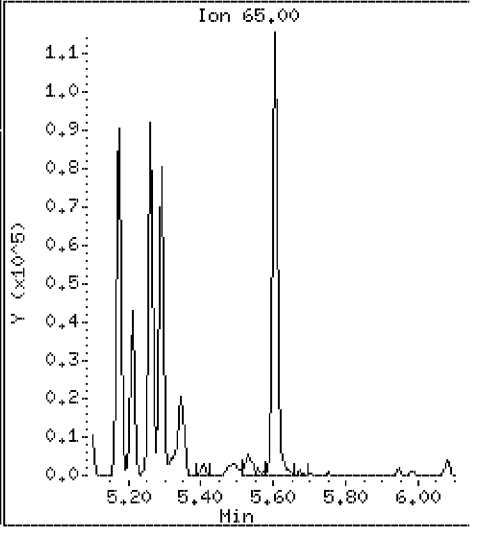

Data File: \\Svecd04\DD\chem\smsd03.i\S3050312.b\9300LCS.D

Date : 03-MAY-2012 14:27

Client ID: 128825LCS

Instrument: smsd03.i

Sample Info: SW128825LCS

Operator: PEL

Column phase: HPMS-5

Column diameter: 0.25

46 2,6-Dichlorophenol

Concentration: 1560 ug/kg

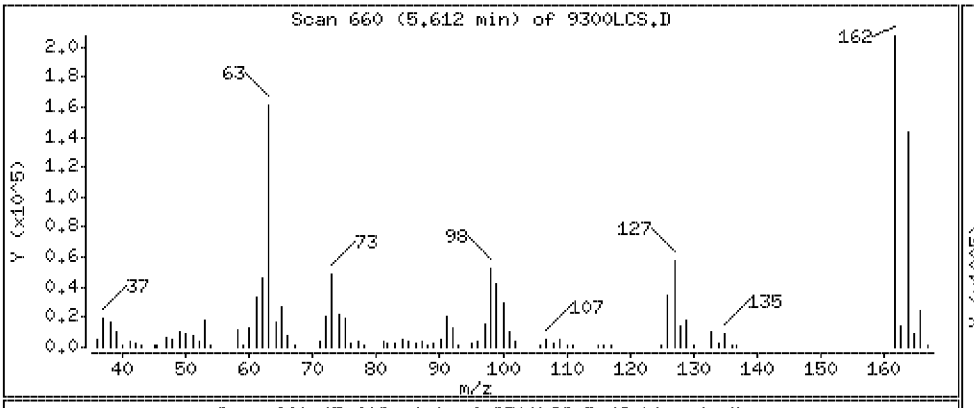

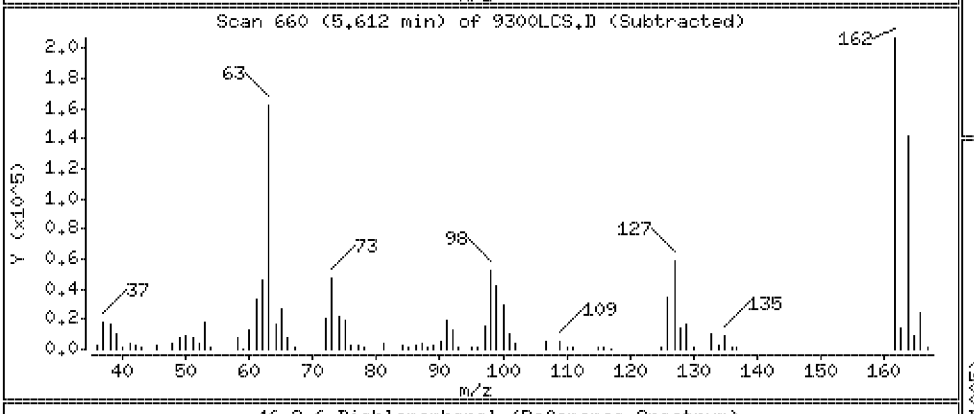

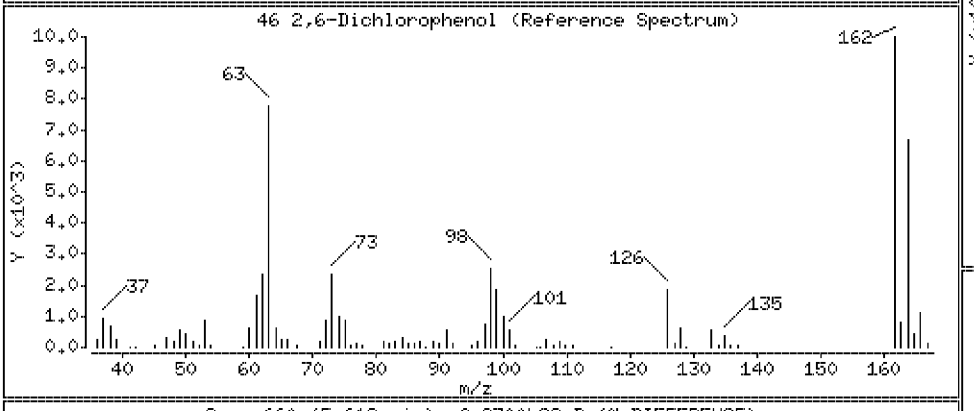

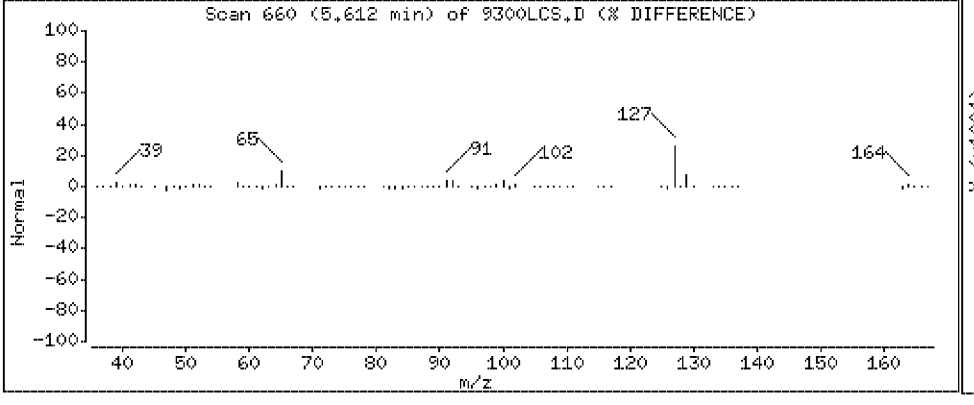

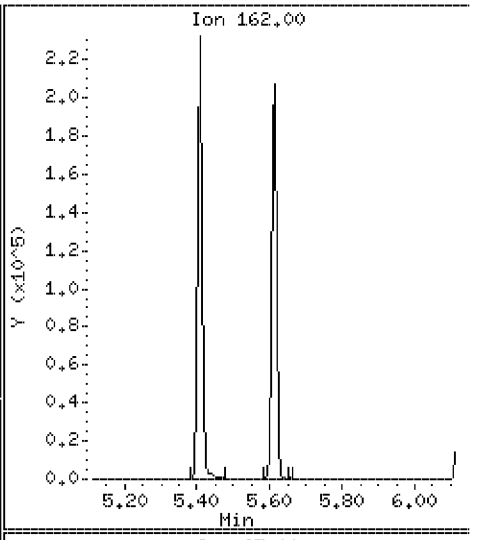

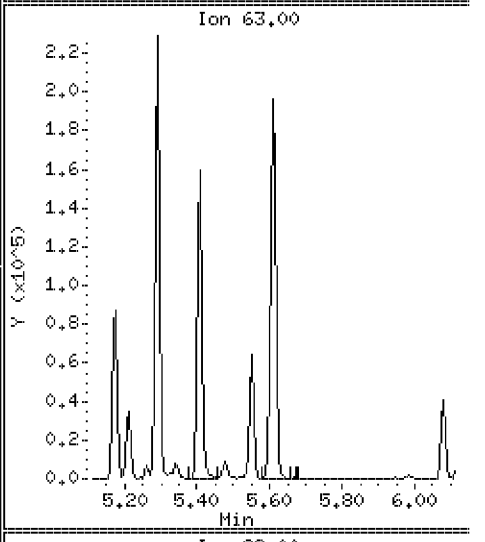

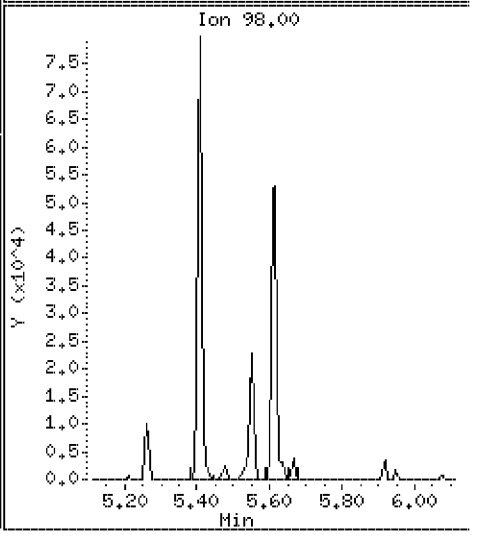

Data File: \\Svecd04\DD\chem\smsd03.i\S3050312.b\9300LCS.D

Date : 03-MAY-2012 14:27

Client ID: 128825LCS

Instrument: smsd03.i

Sample Info: SW128825LCS

Operator: PEL

Column phase: HPMS-5

Column diameter: 0.25

47 Hexachloropropene

Concentration: 1110 ug/kg

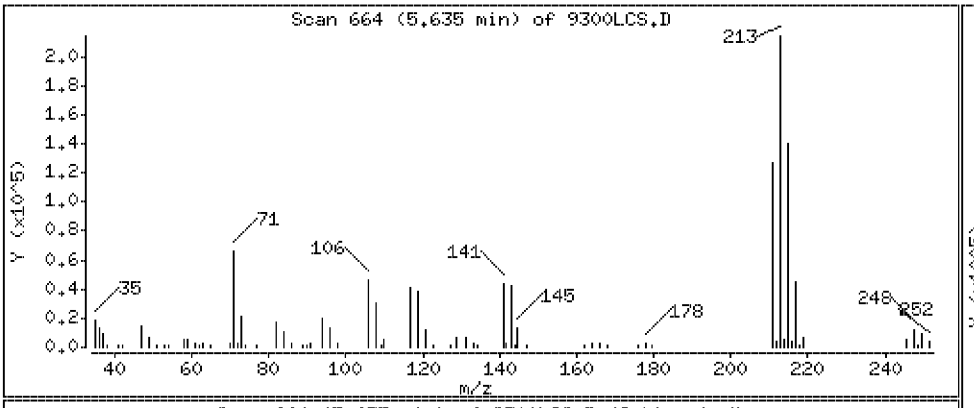

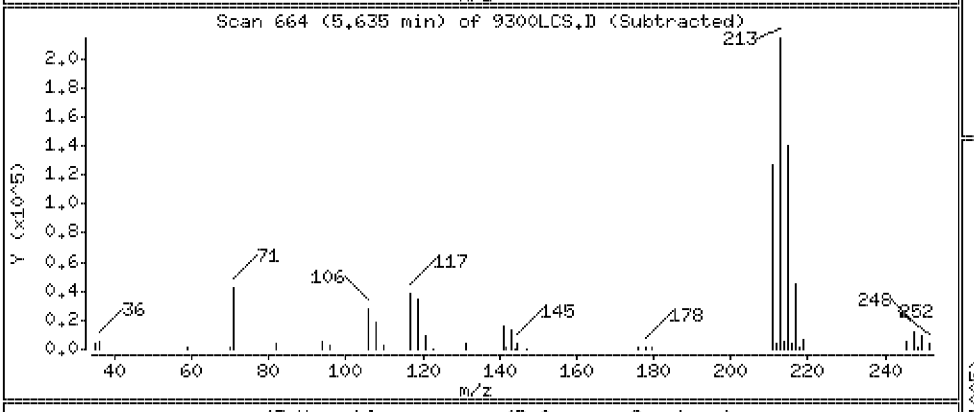

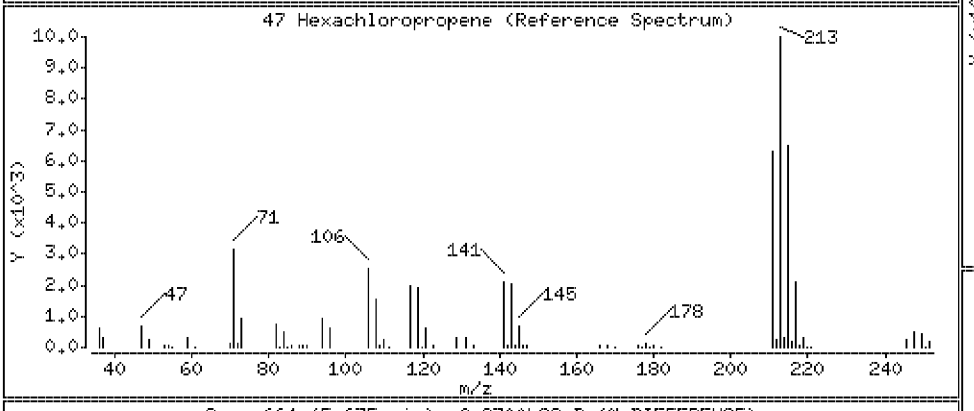

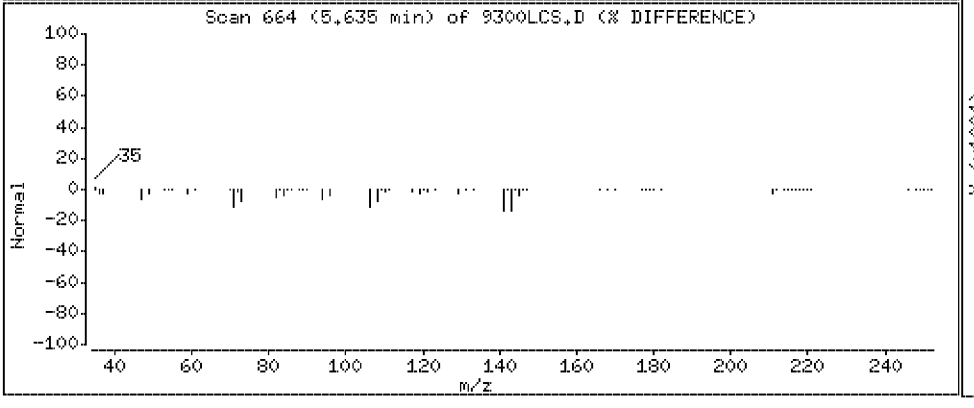

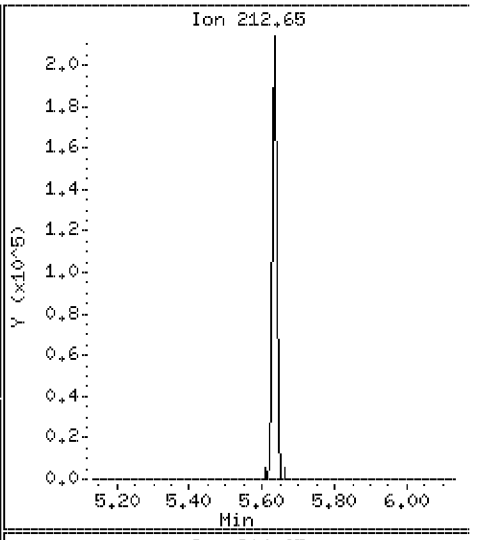

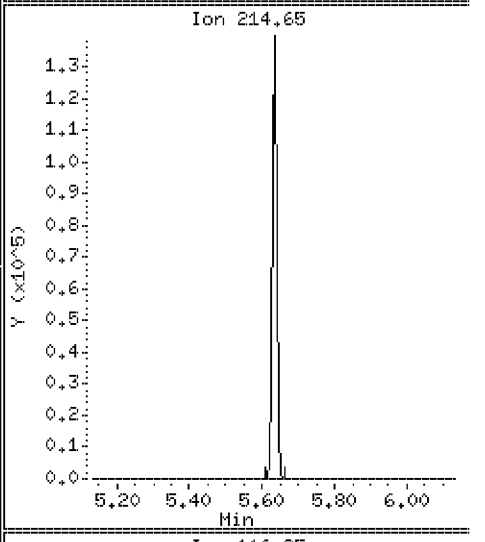

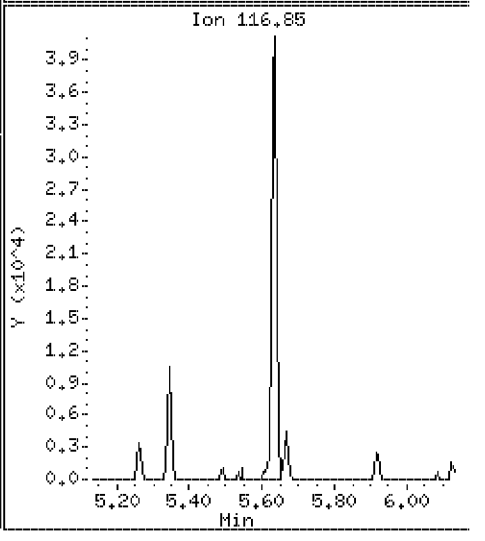

Data File: \\Svecd04\DD\chem\smsd03.i\S3050312.b\9300LCS.D

Date : 03-MAY-2012 14:27

Client ID: 128825LCS

Instrument: smsd03.i

Sample Info: SW128825LCS

Operator: PEL

Column phase: HPMS-5

Column diameter: 0.25

48 Hexachlorobutadiene

Concentration: 1630 ug/kg

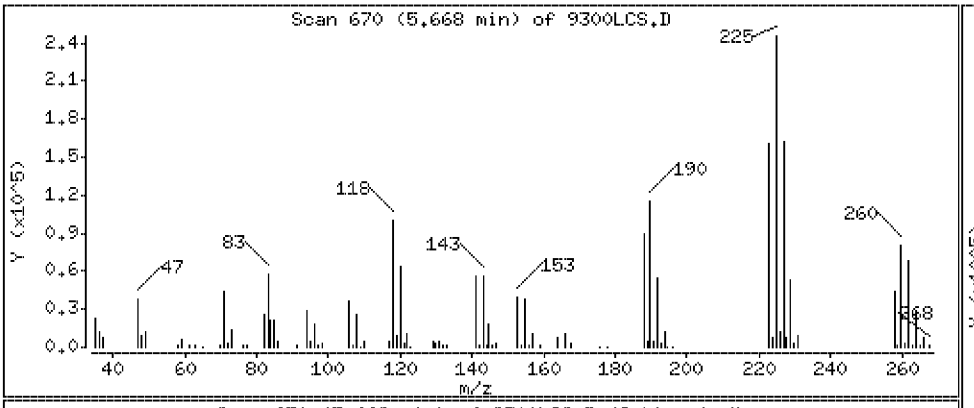

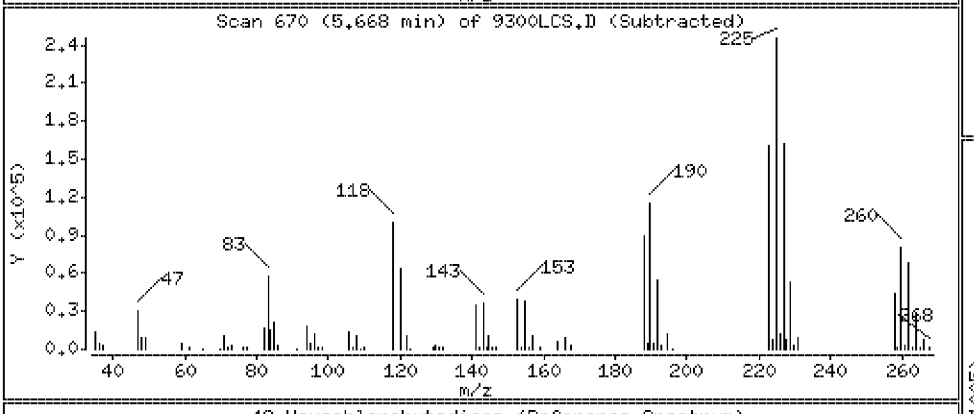

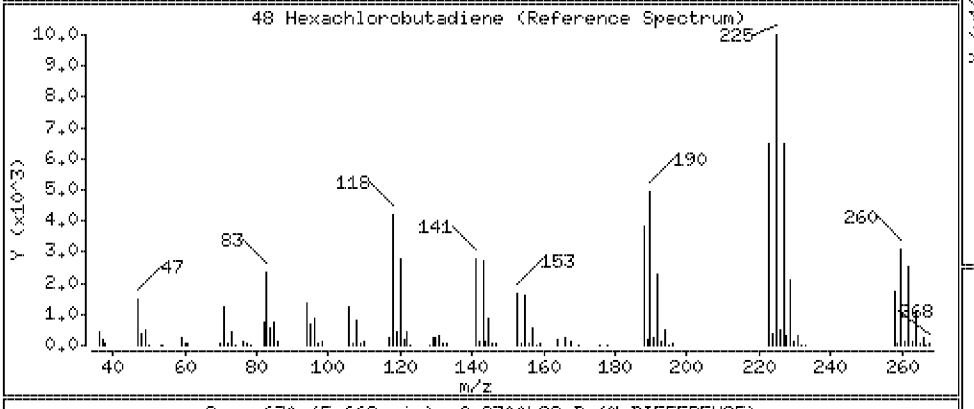

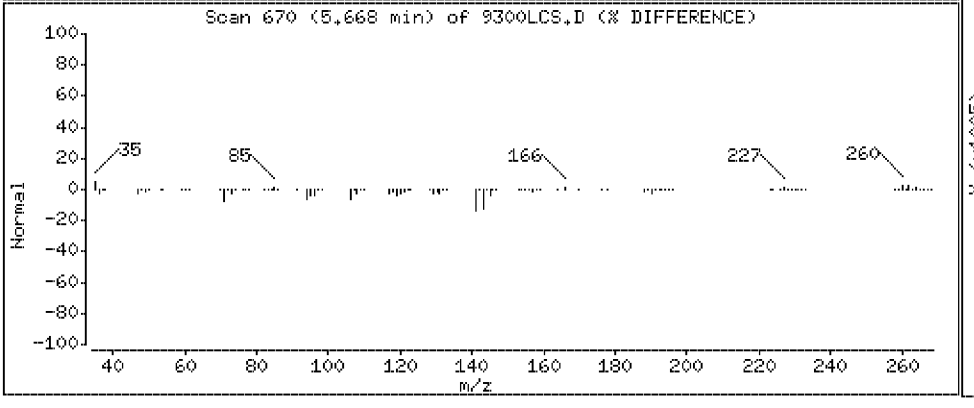

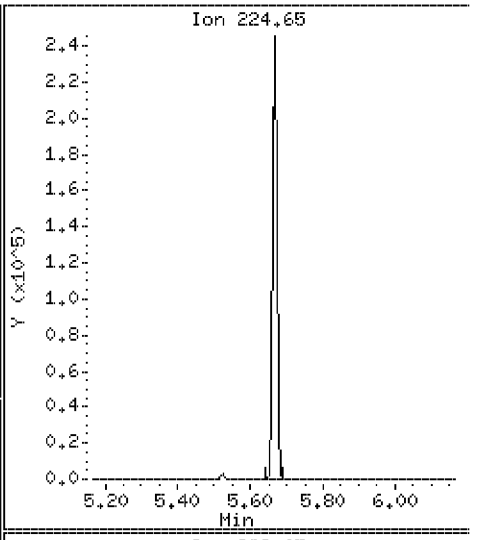

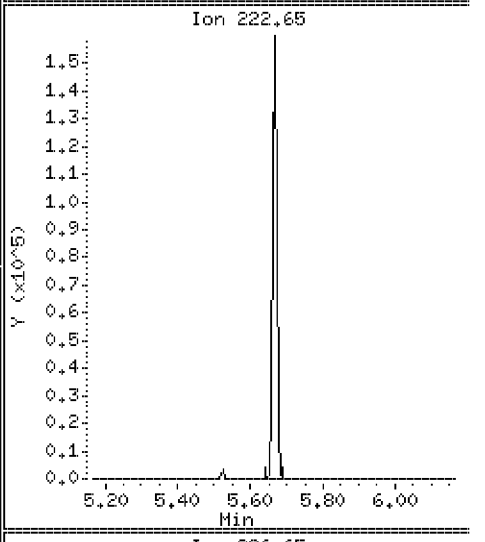

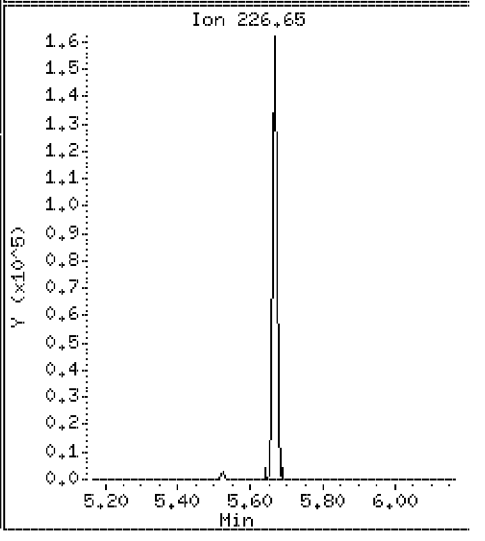

Data File: \\Svecd04\DD\chem\smsd03.i\S3050312.b\9300LCS.D

Date : 03-MAY-2012 14:27

Client ID: 128825LCS

Instrument: smsd03.i

Sample Info: SW128825LCS

Operator: PEL

Column phase: HPMS-5

Column diameter: 0.25

49 N-Nitrosodi-n-butylamine

Concentration: 1390 ug/kg

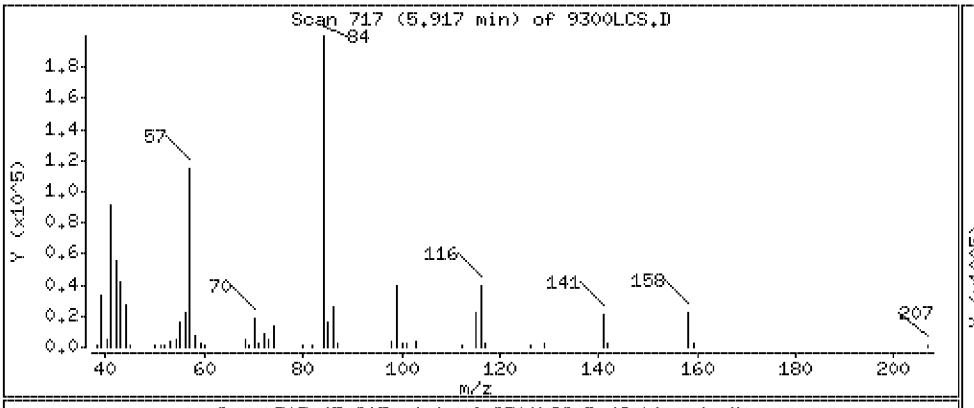

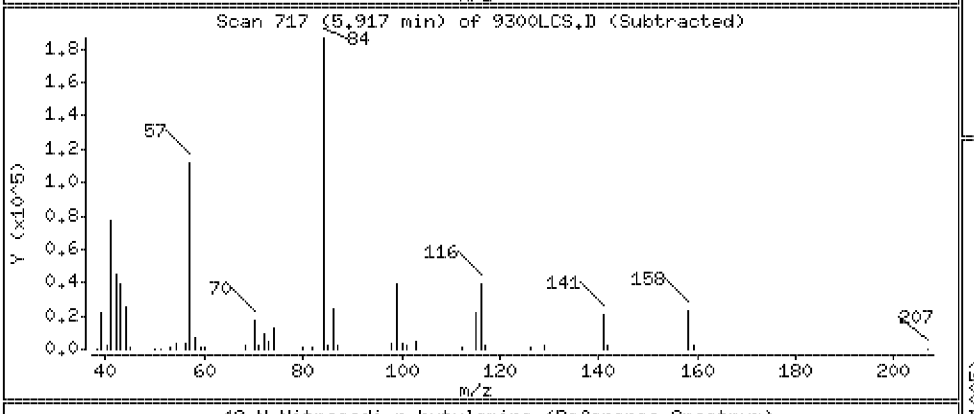

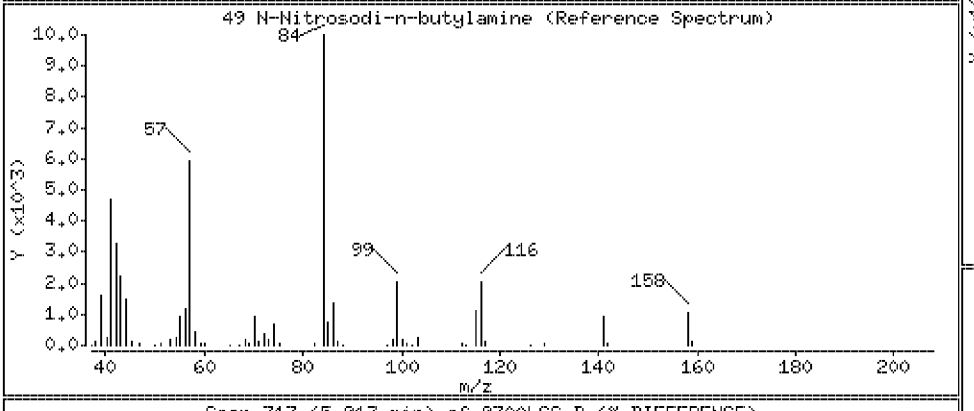

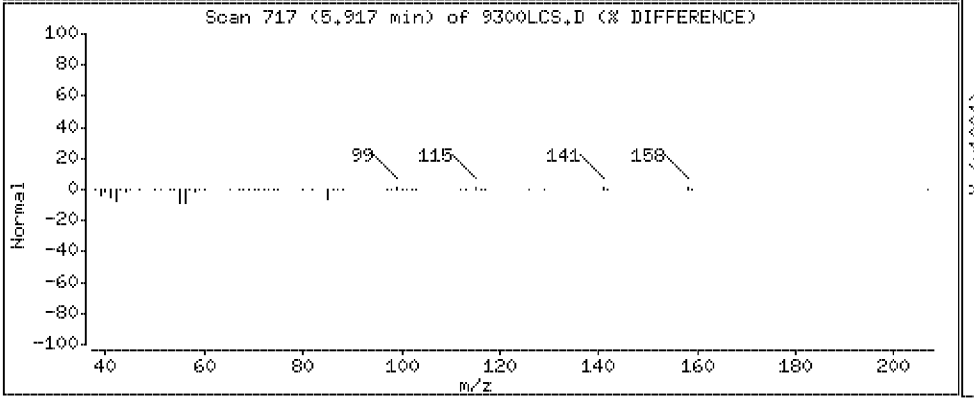

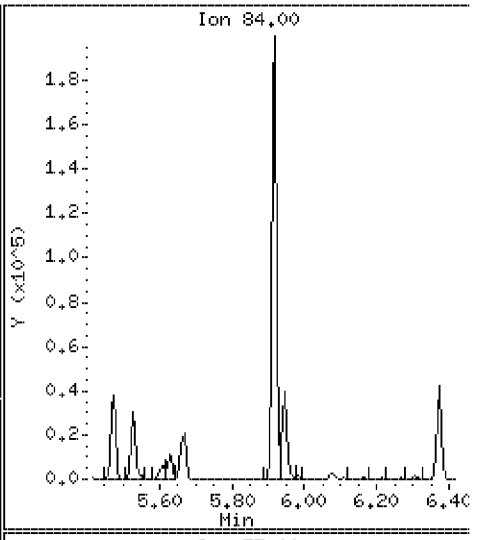

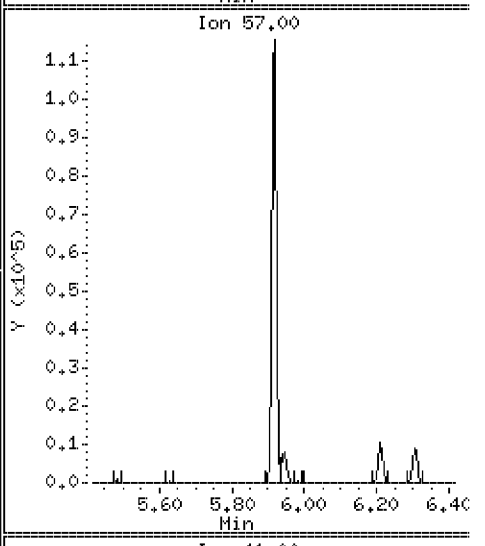

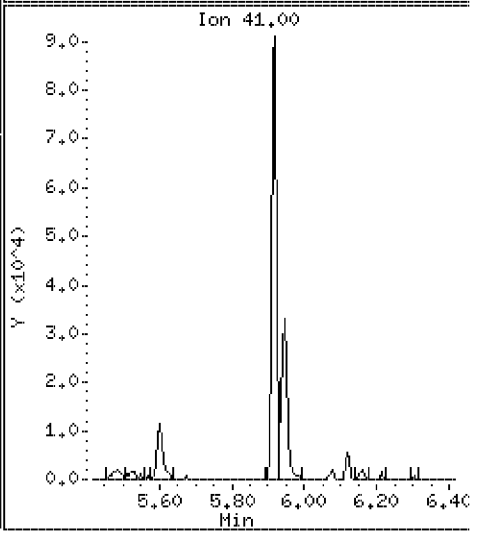

Data File: \\Svecd04\DD\chem\smsd03.i\S3050312.b\9300LCS.D

Date : 03-MAY-2012 14:27

Client ID: 128825LCS

Instrument: smsd03.i

Sample Info: SW128825LCS

Operator: PEL

Column phase: HPMS-5

Column diameter: 0.25

50 Caprolactam

Concentration: 1620 ug/kg

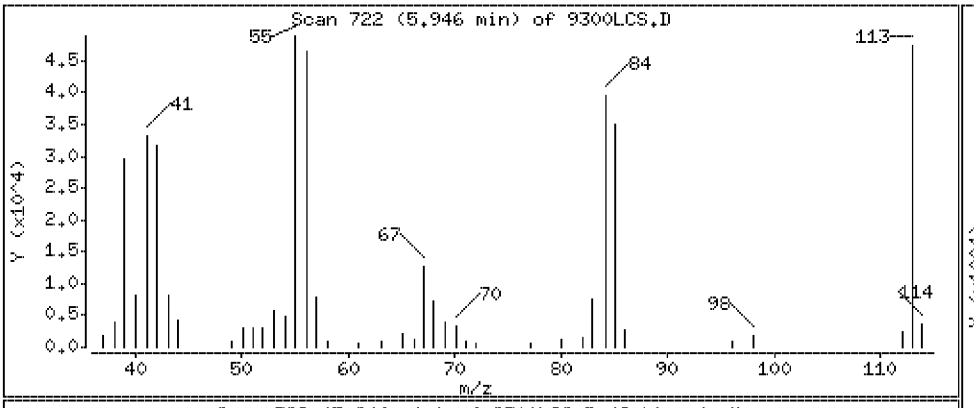

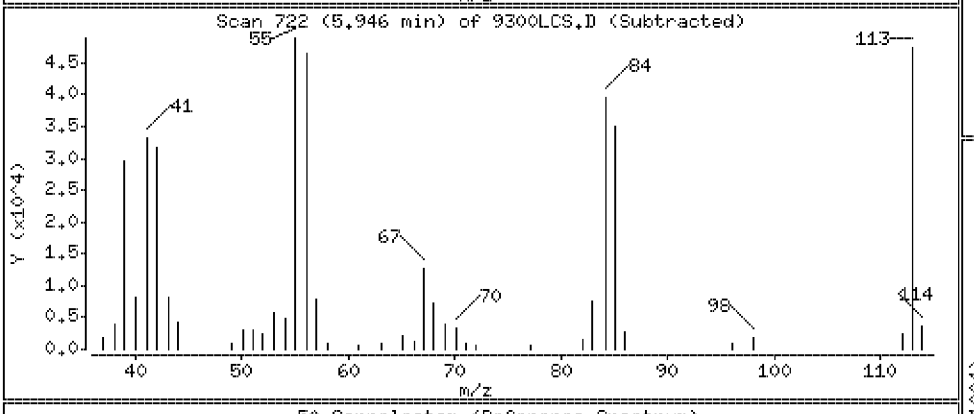

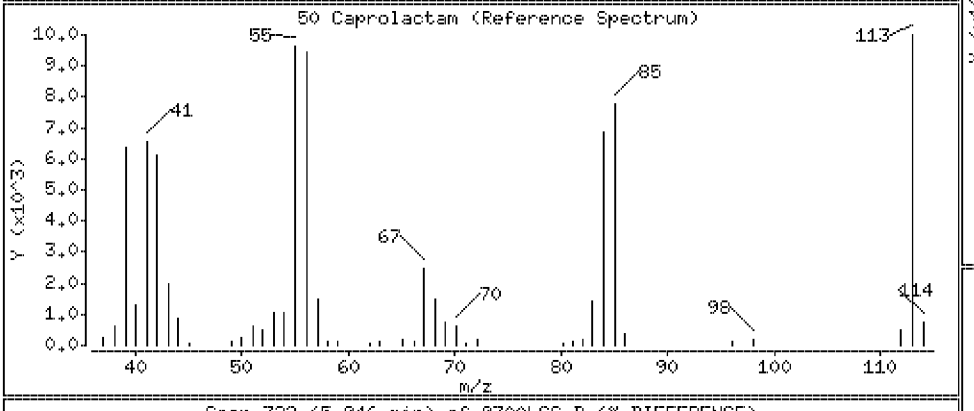

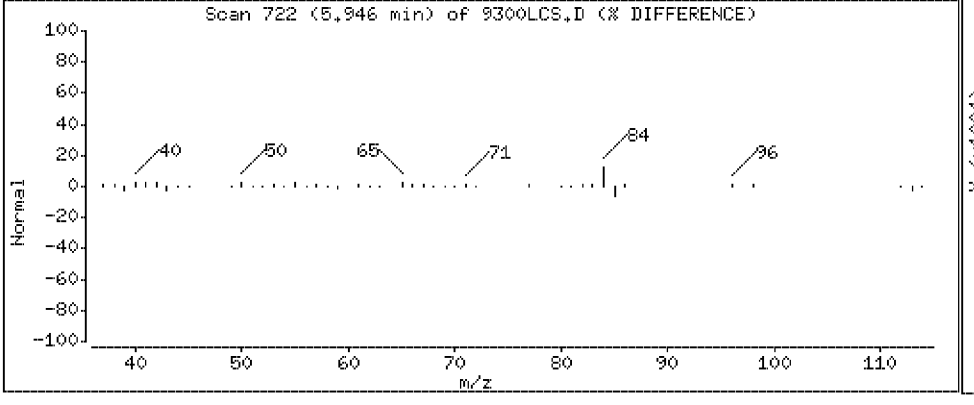

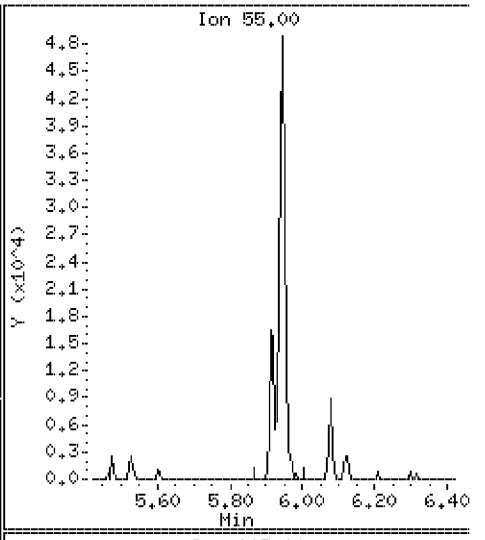

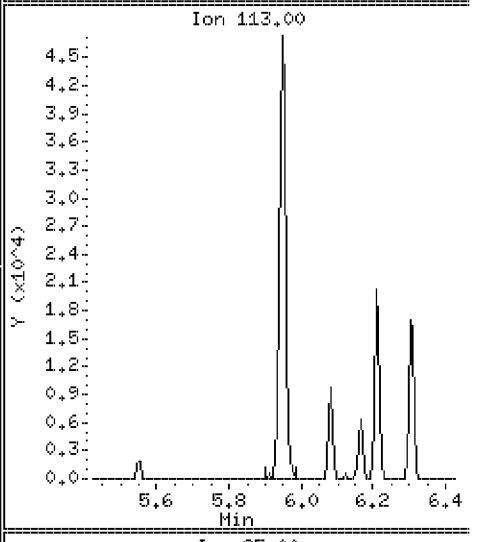

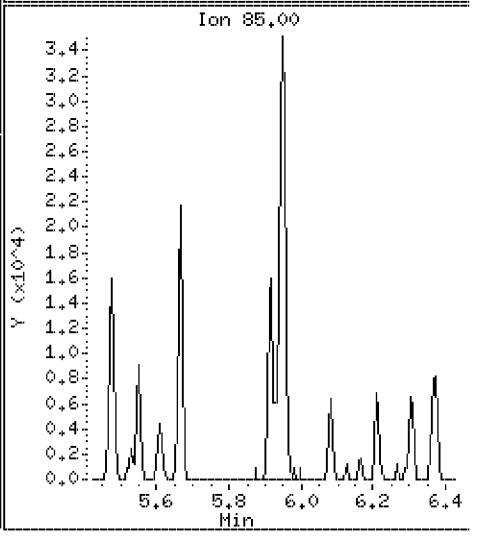

Data File: \\Svecd04\DD\chem\smsd03.i\S3050312.b\9300LCS.D

Date : 03-MAY-2012 14:27

Client ID: 128825LCS

Instrument: smsd03.i

Sample Info: SW128825LCS

Operator: PEL

Column phase: HPMS-5

Column diameter: 0.25

51 4-Chloro-3-methylphenol

Concentration: 1670 ug/kg

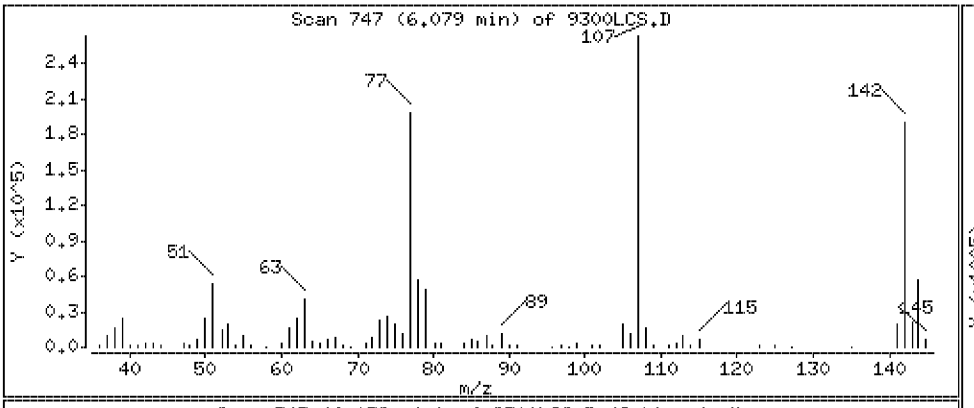

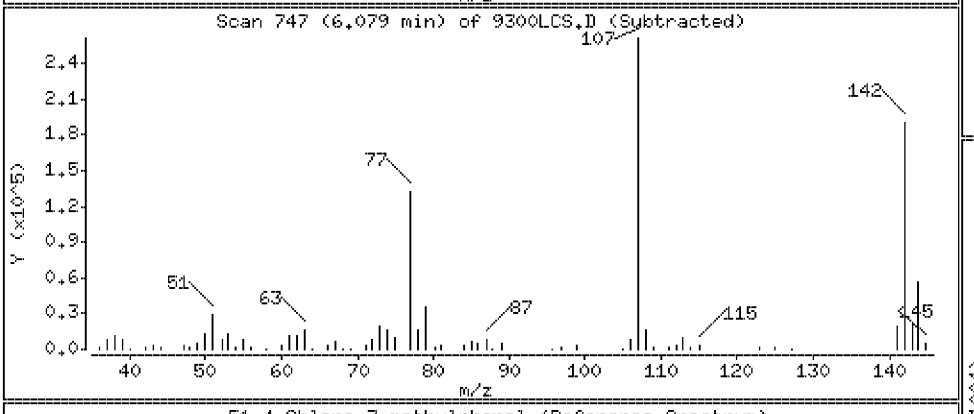

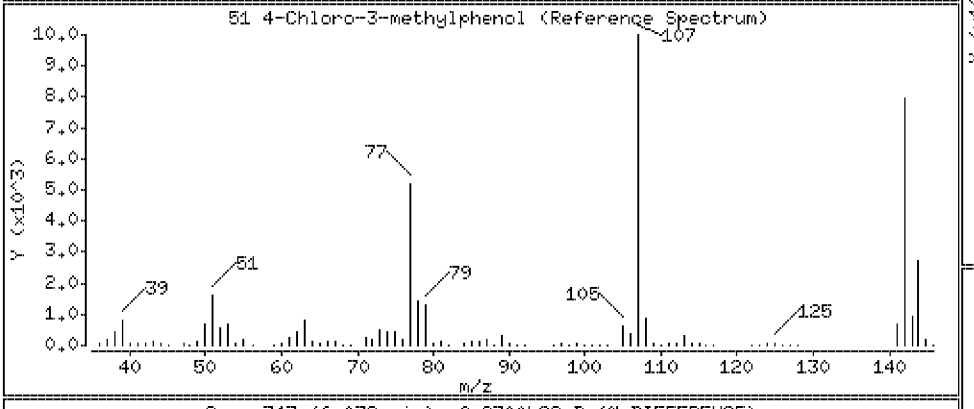

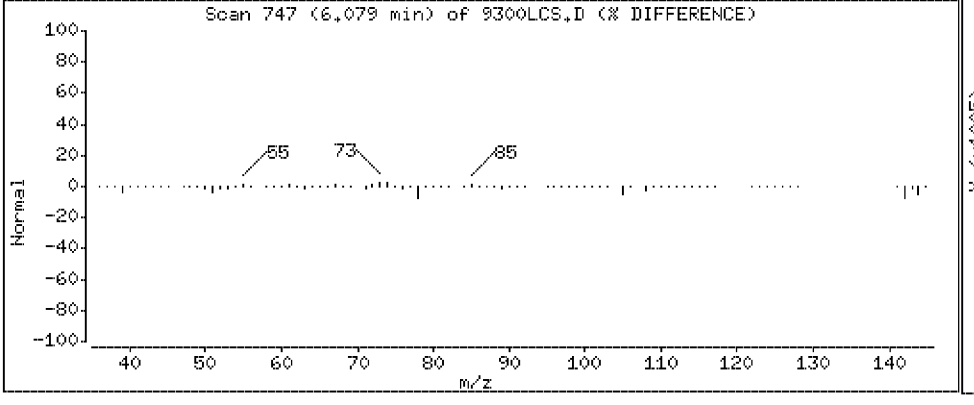

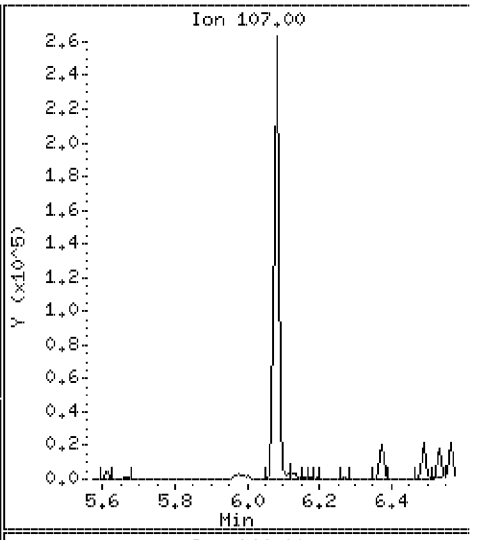

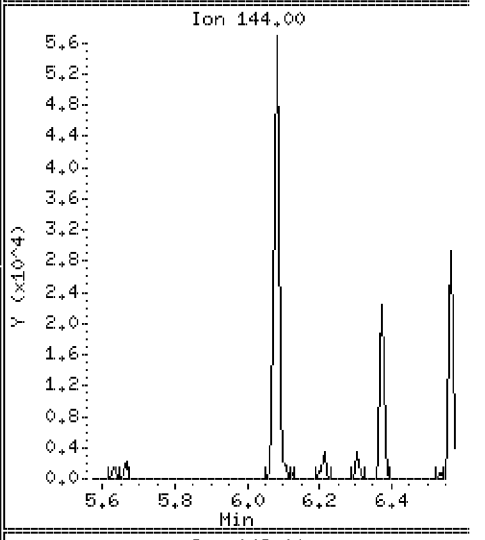

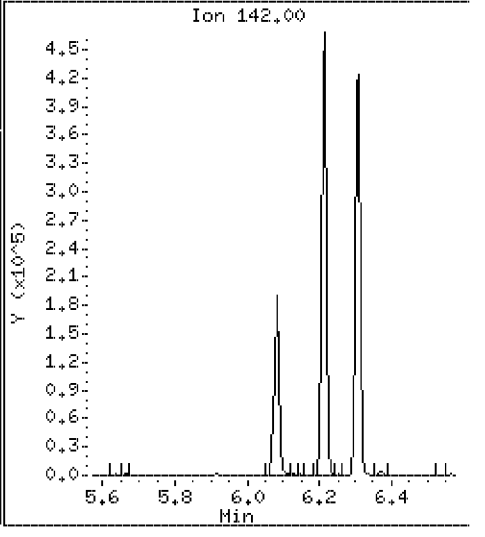

Data File: \\Svecd04\DD\chem\smsd03.i\S3050312.b\9300LCS.D

Date : 03-MAY-2012 14:27

Client ID: 128825LCS

Instrument: smsd03.i

Sample Info: SW128825LCS

Operator: PEL

Column phase: HPMS-5

Column diameter: 0.25

52 Isosafrole

Concentration: 1450 ug/kg

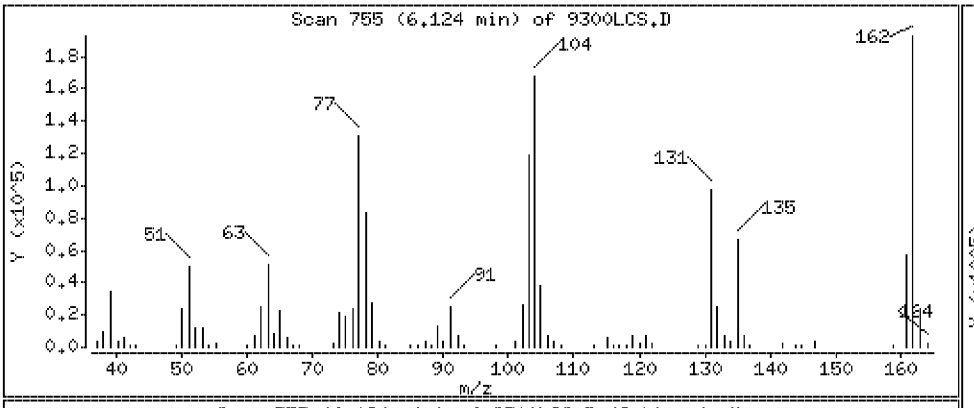

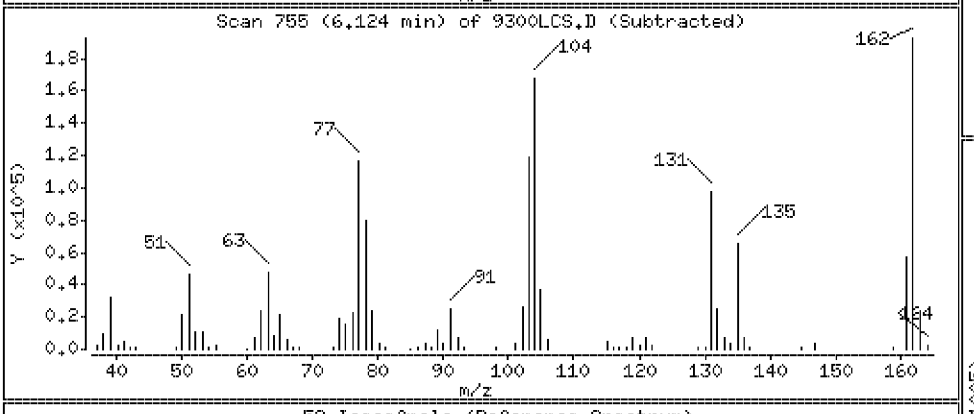

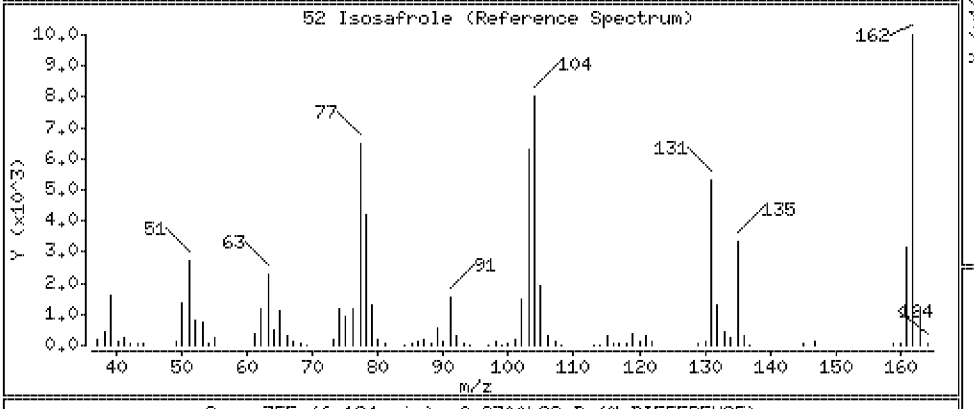

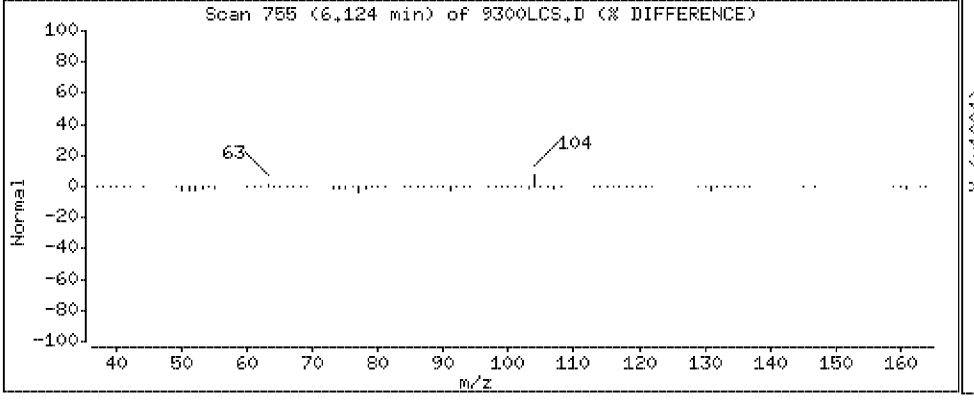

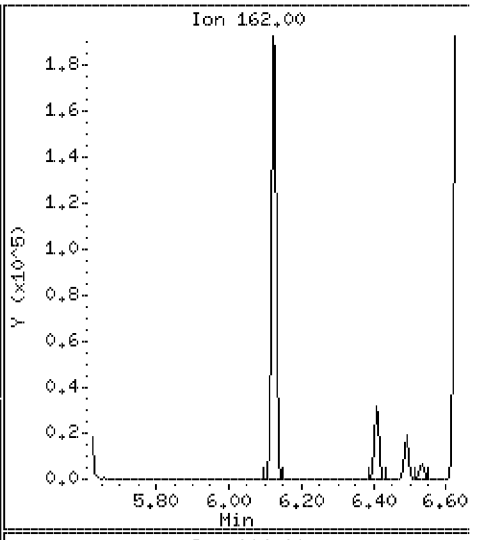

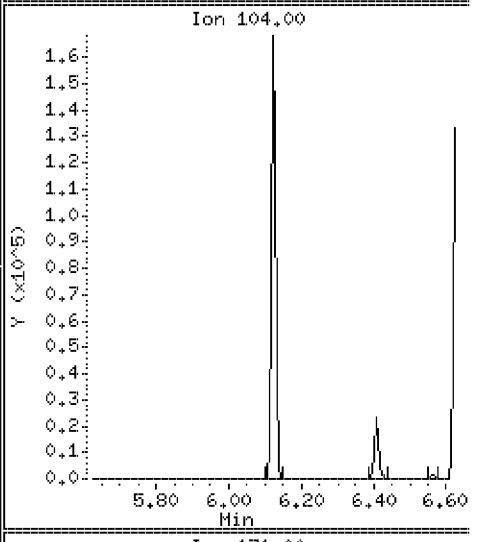

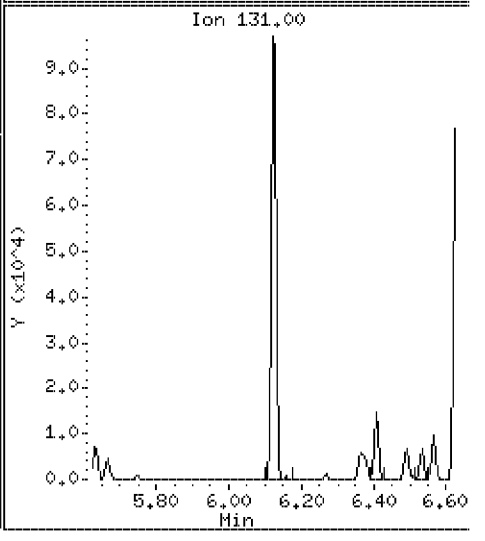

Data File: \\Svecd04\DD\chem\smsd03.i\S3050312.b\9300LCS.D

Date : 03-MAY-2012 14:27

Client ID: 128825LCS

Instrument: smsd03.i

Sample Info: SW128825LCS

Operator: PEL

Column phase: HPMS-5

Column diameter: 0.25

53 2-Methylnaphthalene

Concentration: 1520 ug/kg

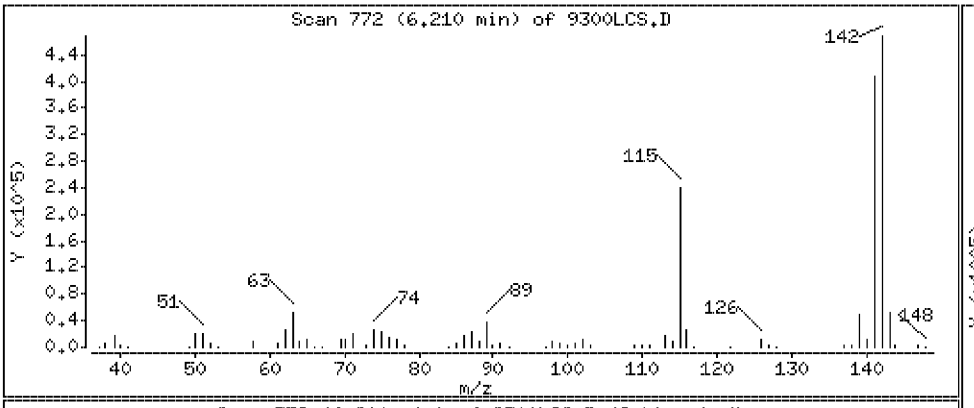

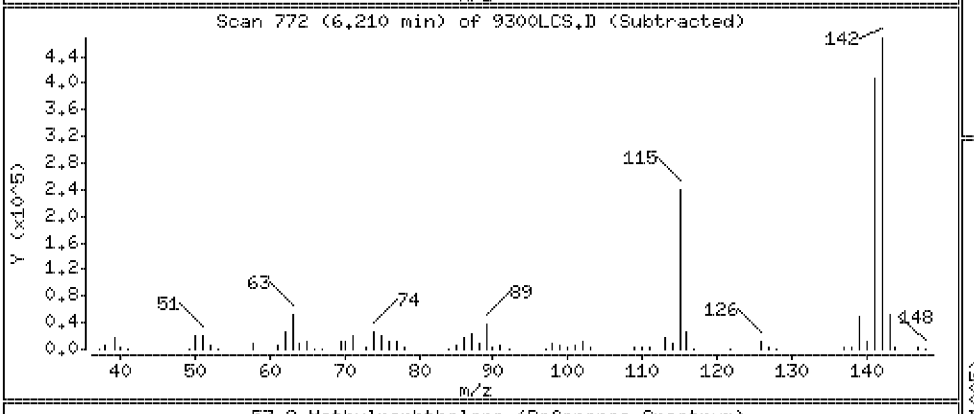

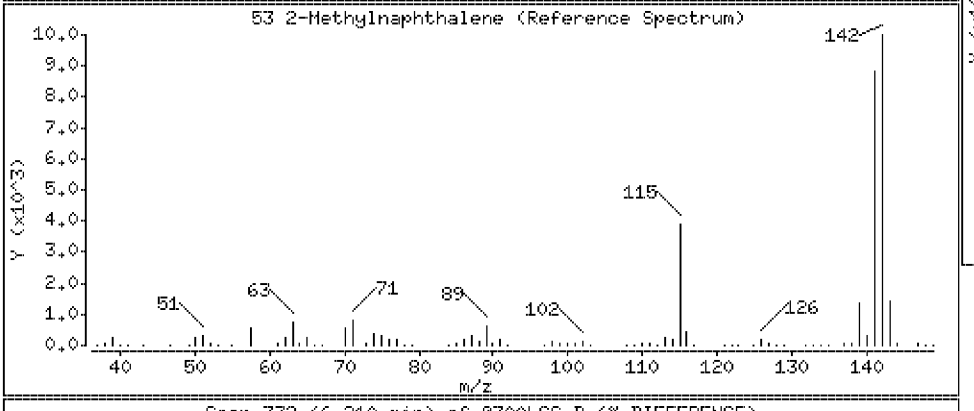

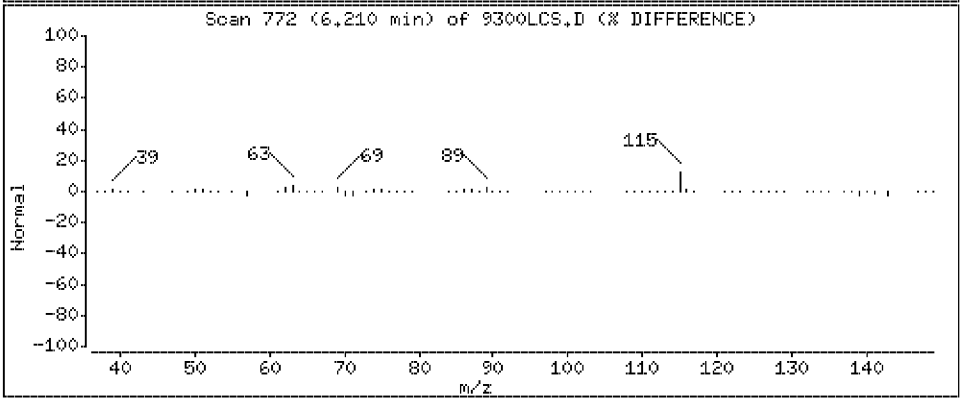

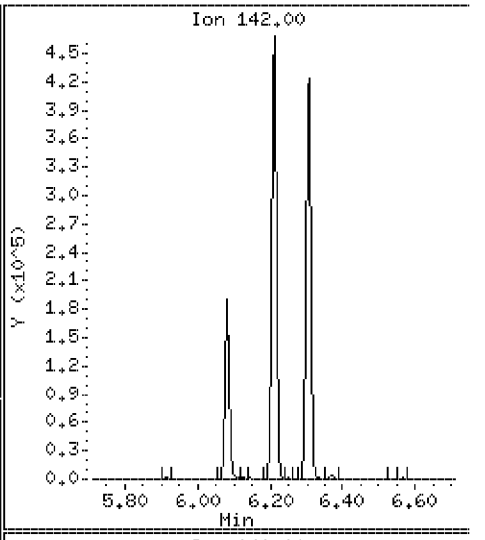

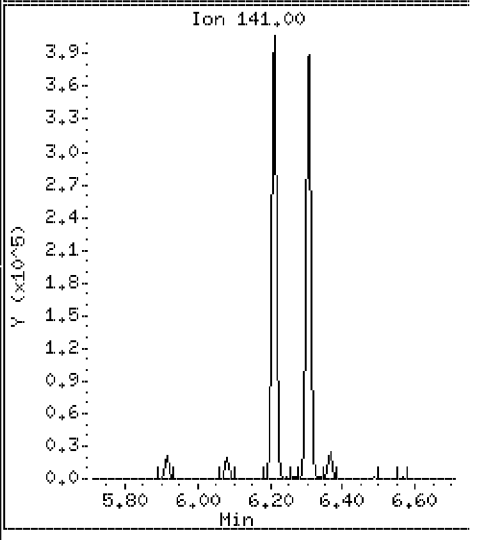

Data File: \\Svecd04\DD\chem\smsd03.i\S3050312.b\9300LCS.D

Date : 03-MAY-2012 14:27

Client ID: 128825LCS

Instrument: smsd03.i

Sample Info: SW128825LCS

Operator: PEL

Column phase: HPMS-5

Column diameter: 0.25

54 1-Methylnaphthalene

Concentration: 1580 ug/kg

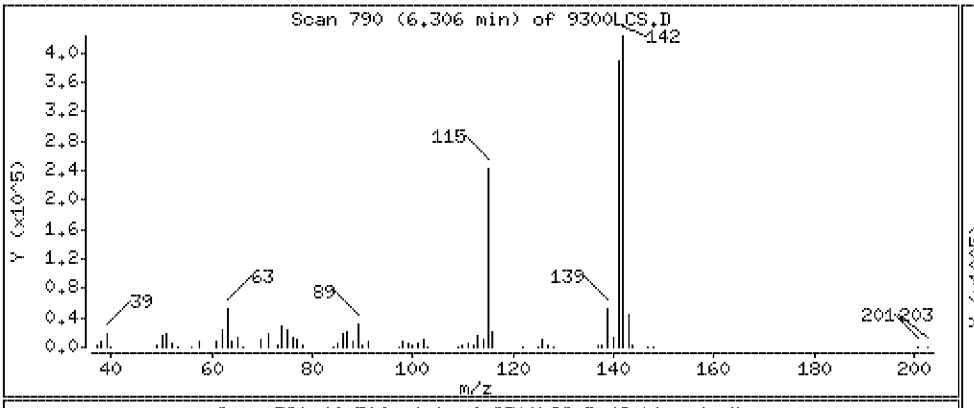

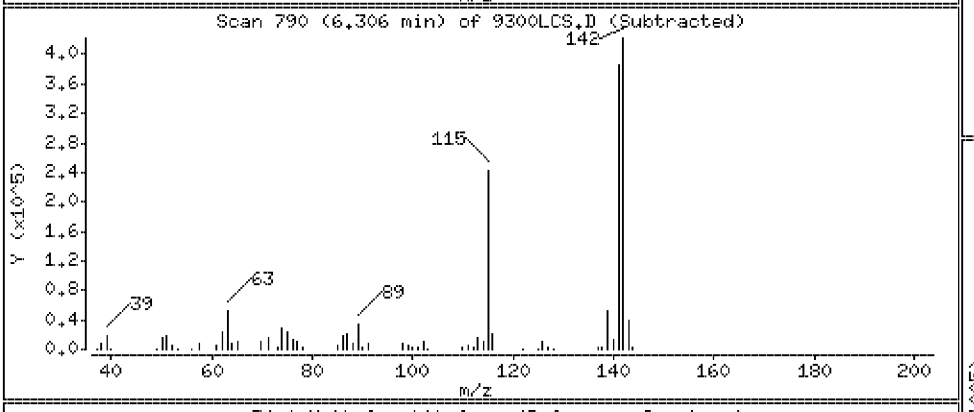

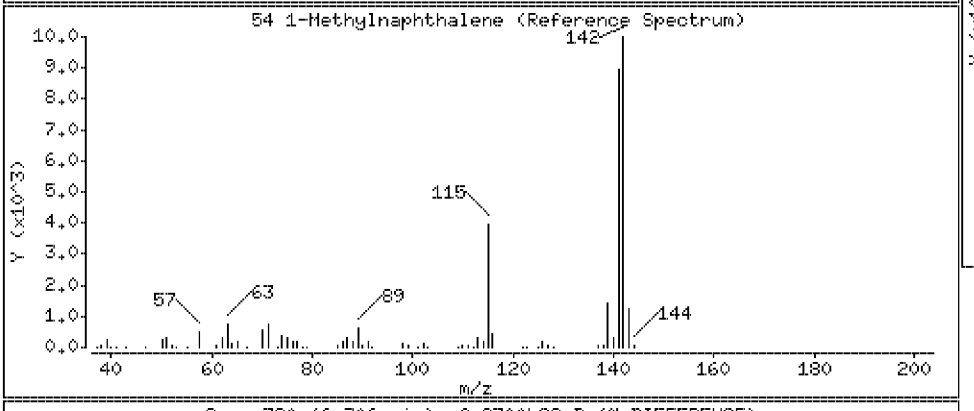

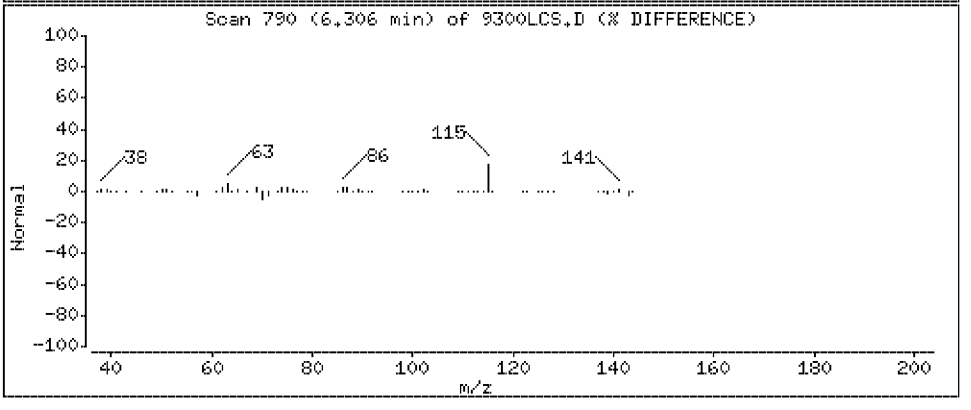

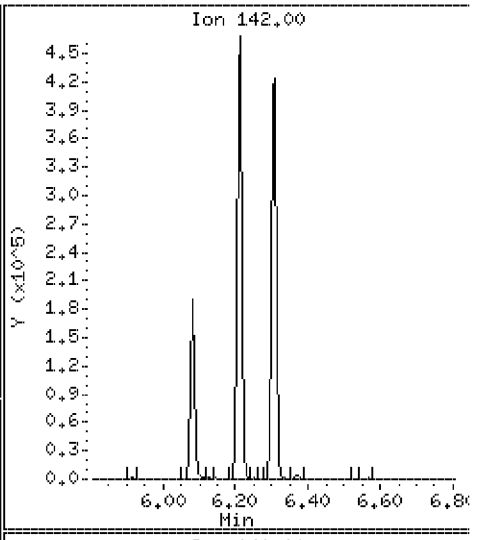

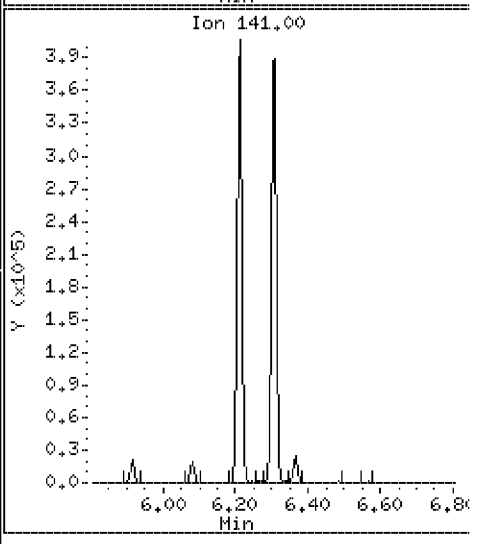

Data File: \\Svecd04\DD\chem\smsd03.i\S3050312.b\9300LCS.D

Date : 03-MAY-2012 14:27

Client ID: 128825LCS

Instrument: smsd03.i

Sample Info: SW128825LCS

Operator: PEL

Column phase: HPMS-5

Column diameter: 0.25

55 Hexachlorocyclopentadiene

Concentration: 1060 ug/kg

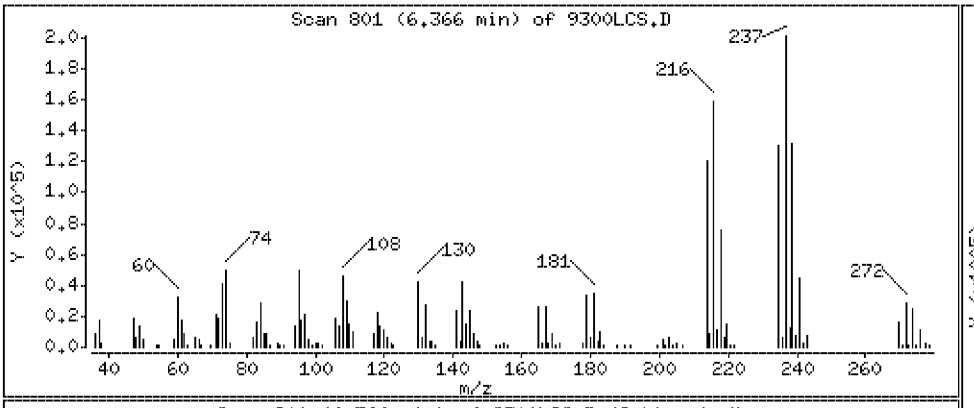

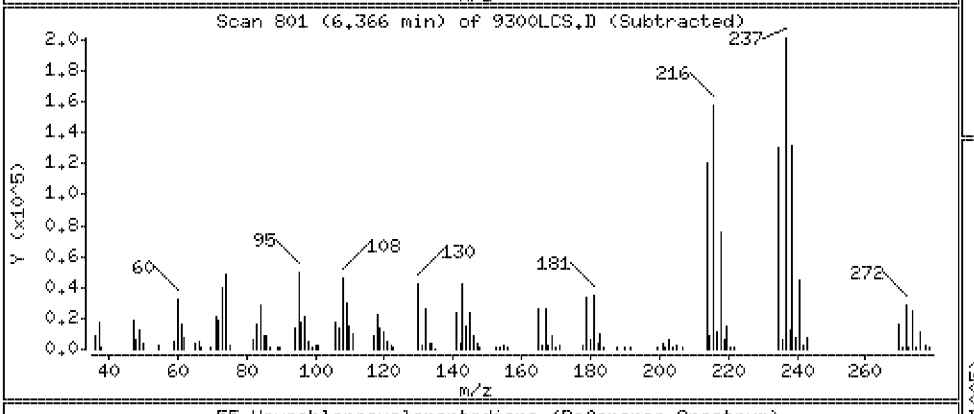

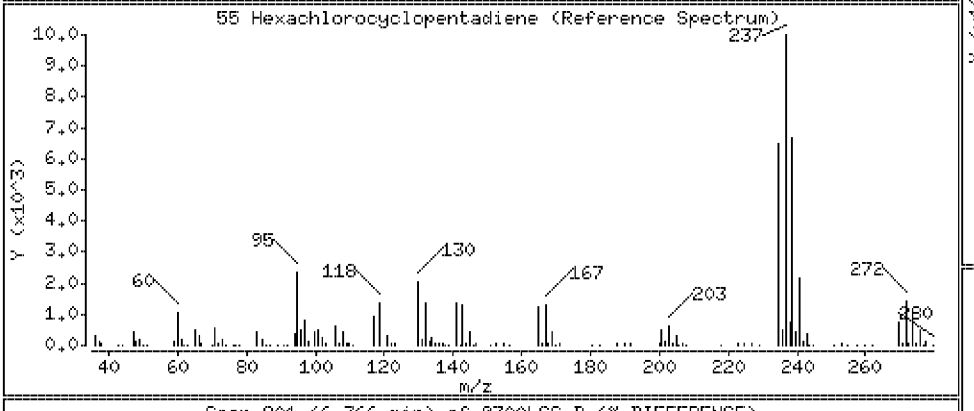

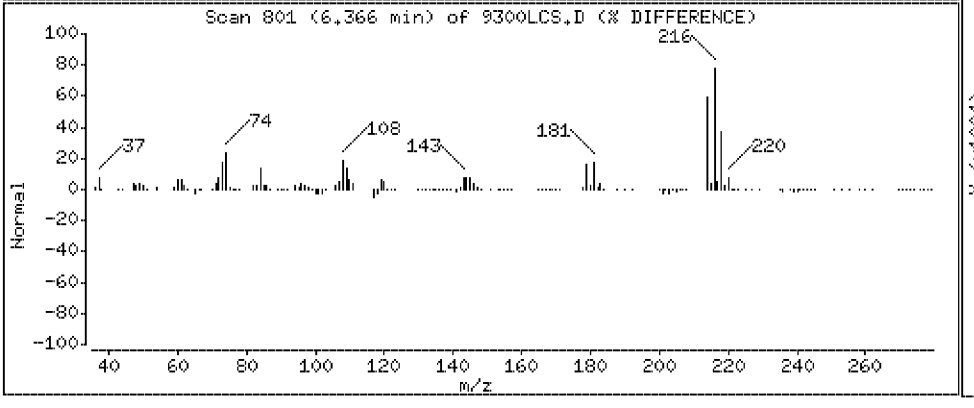

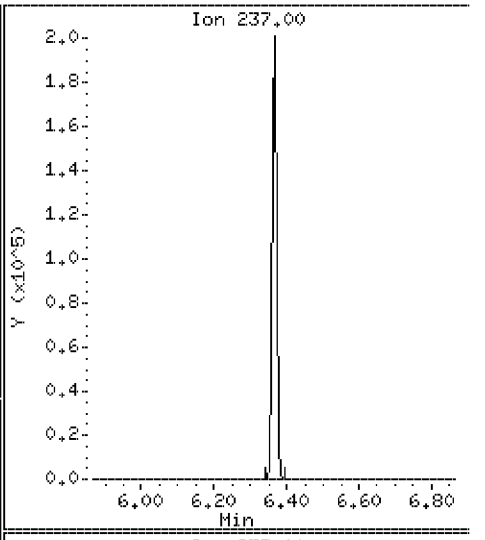

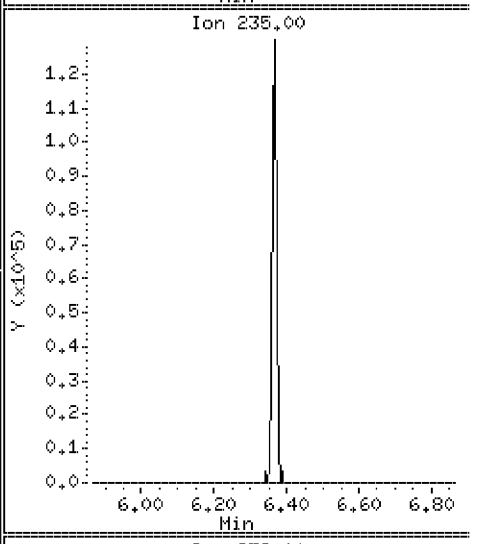

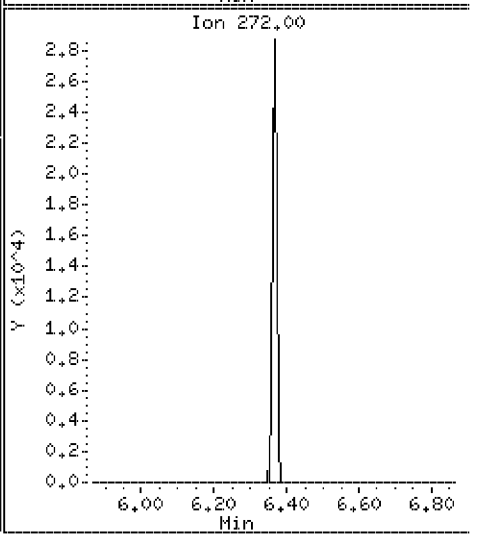

Data File: \\Svecd04\DD\chem\smsd03.i\S3050312.b\9300LCS.D

Date : 03-MAY-2012 14:27

Client ID: 128825LCS

Instrument: smsd03.i

Sample Info: SW128825LCS

Operator: PEL

Column phase: HPMS-5

Column diameter: 0.25

56 1,2,4,5-Tetrachlorobenzene

Concentration: 1430 ug/kg

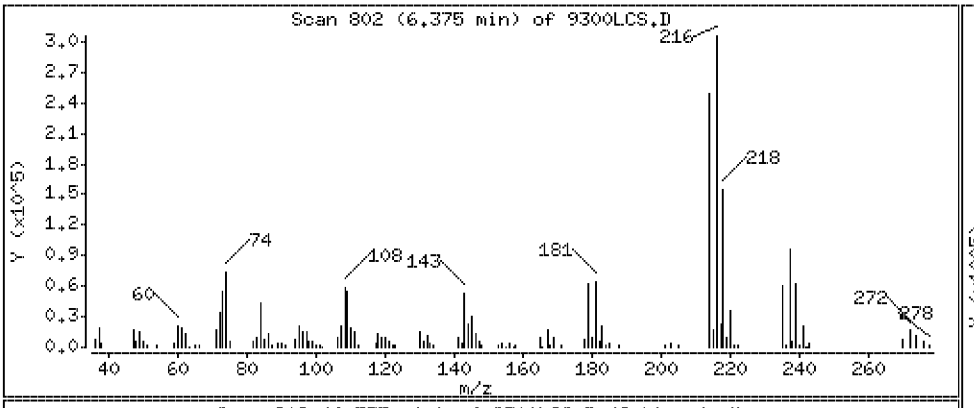

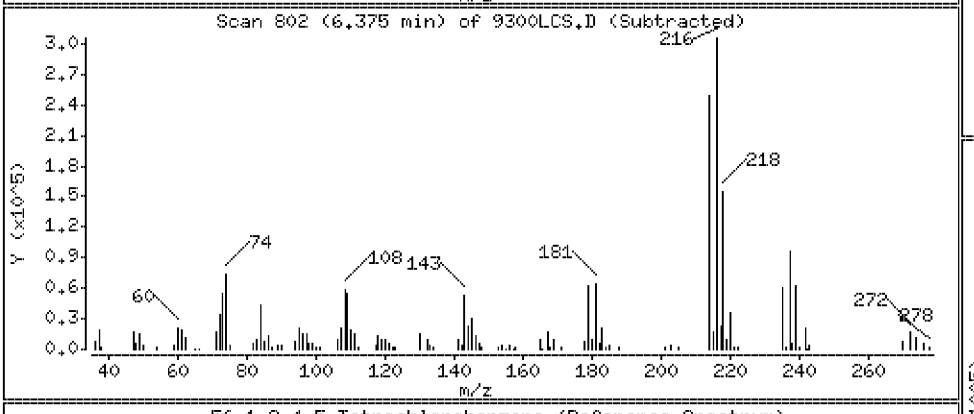

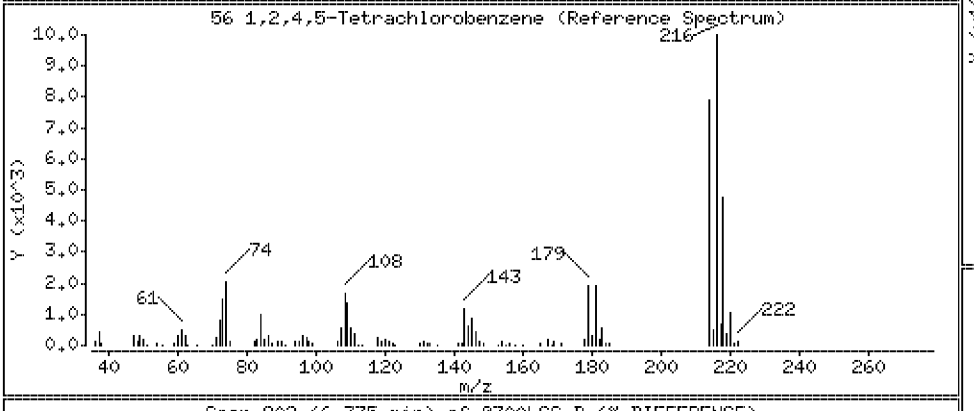

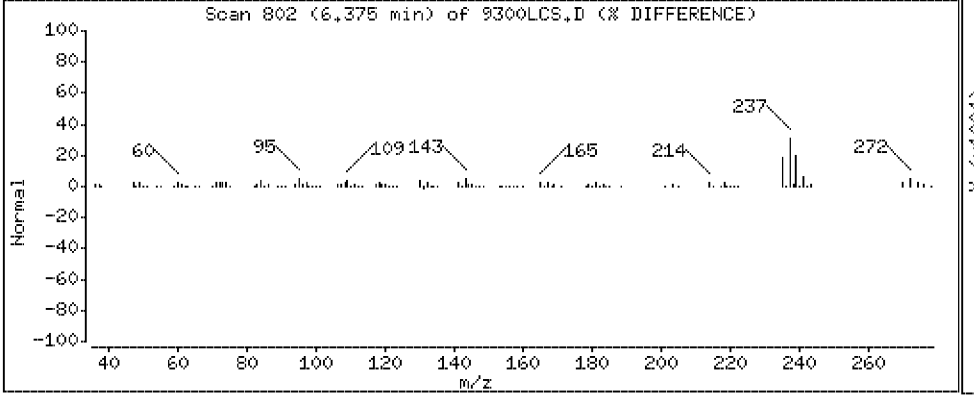

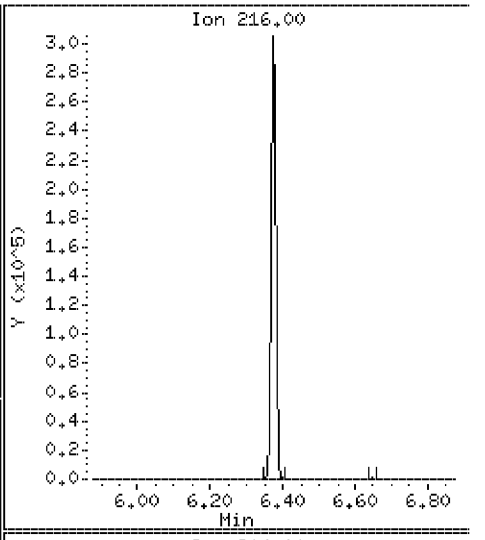

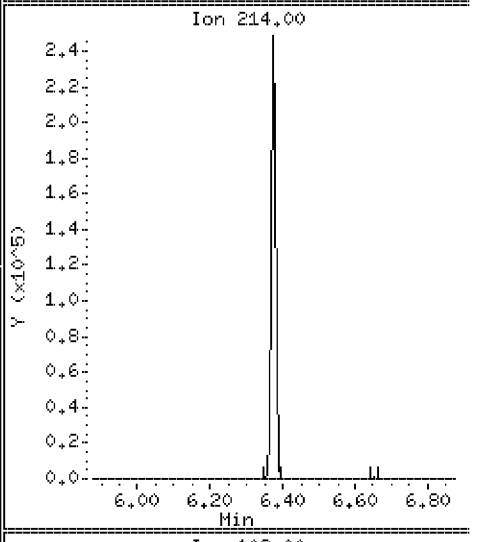

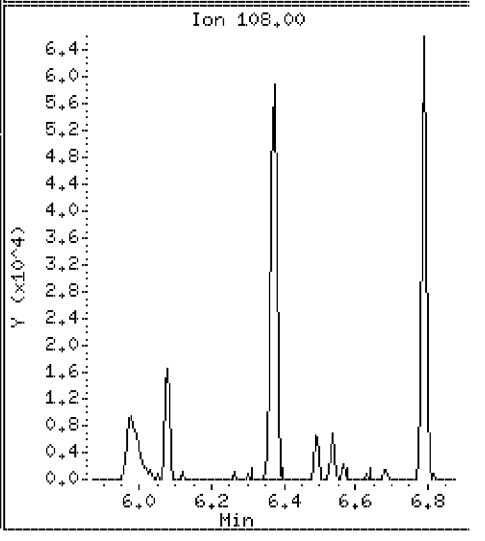

Data File: \\Svecd04\DD\chem\smsd03.i\S3050312.b\9300LCS.D

Date : 03-MAY-2012 14:27

Client ID: 128825LCS

Instrument: smsd03.i

Sample Info: SW128825LCS

Operator: PEL

Column phase: HPMS-5

Column diameter: 0.25

57 2,4,6-Trichlorophenol

Concentration: 1520 ug/kg

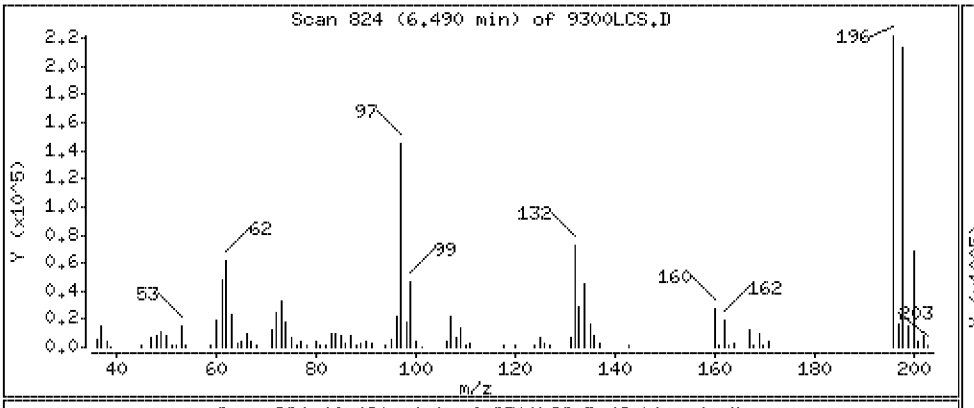

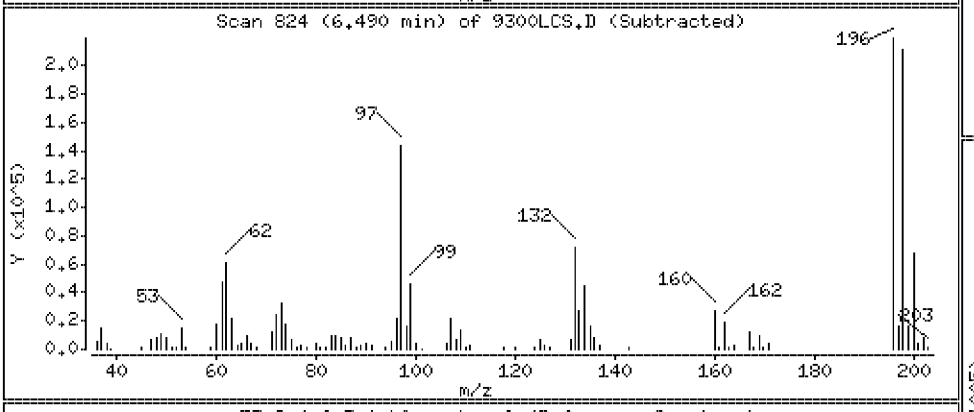

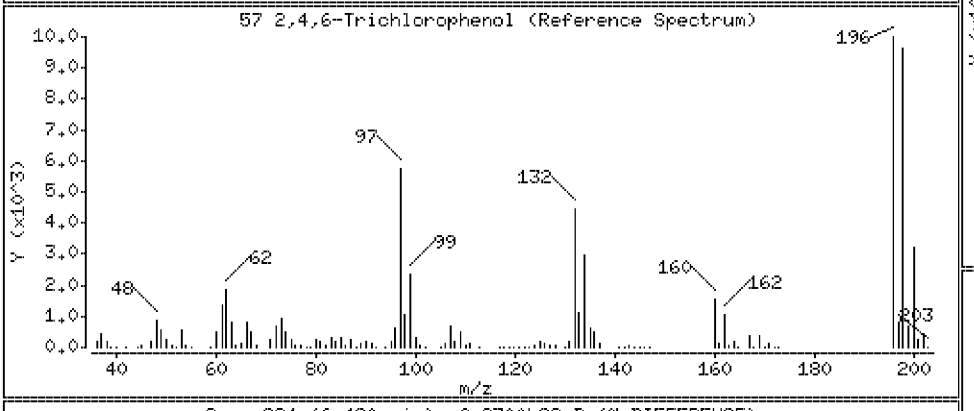

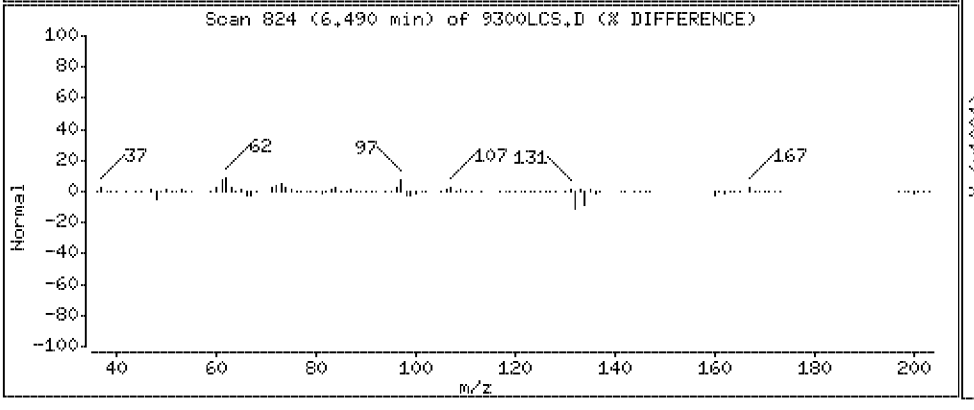

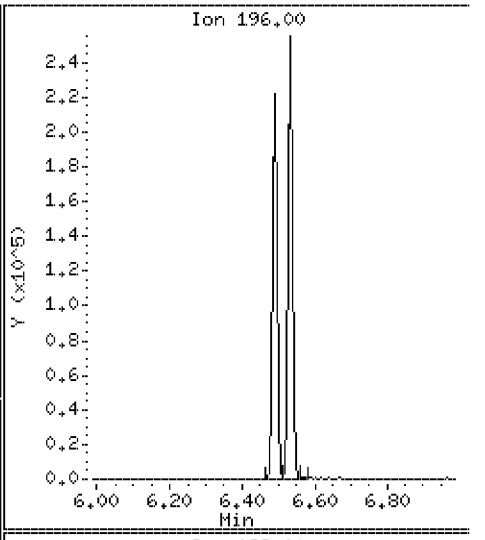

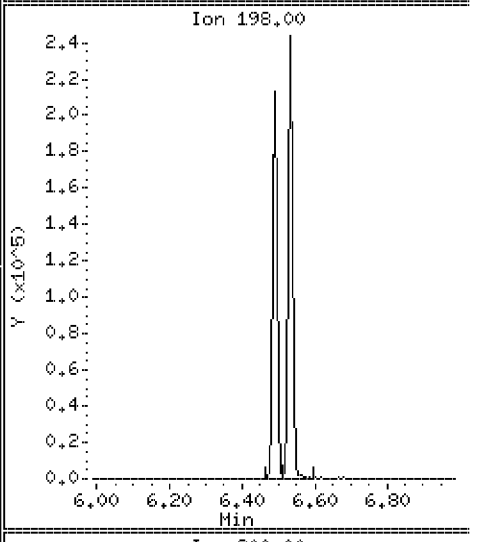

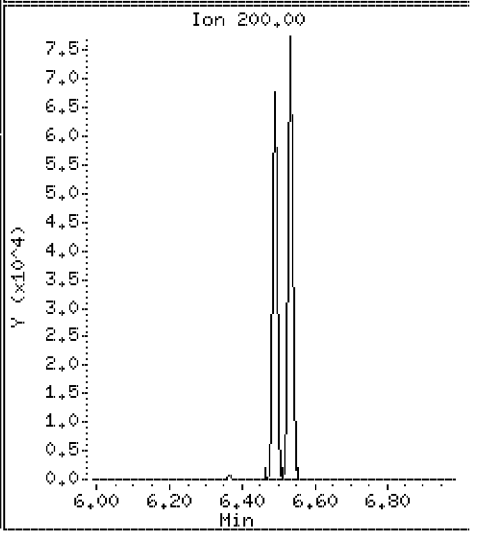

Data File: \\Svecd04\DD\chem\smsd03.i\S3050312.b\9300LCS.D

Date : 03-MAY-2012 14:27

Client ID: 128825LCS

Instrument: smsd03.i

Sample Info: SW128825LCS

Operator: PEL

Column phase: HPMS-5

Column diameter: 0.25

58 2,4,5-Trichlorophenol

Concentration: 1800 ug/kg

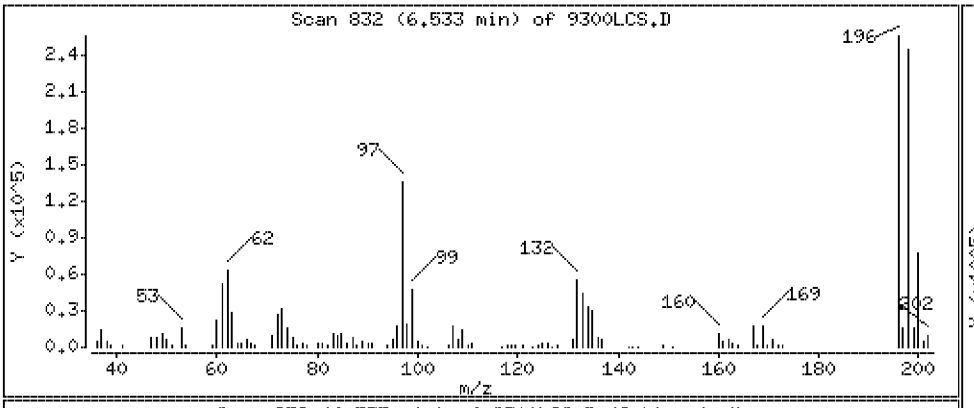

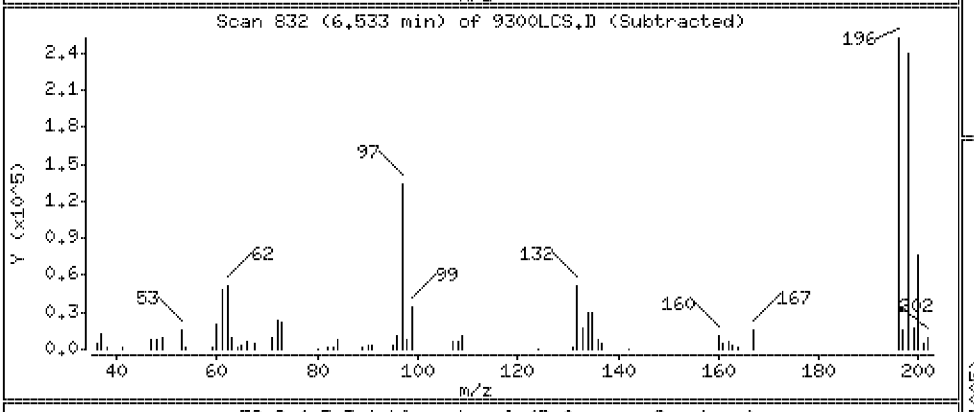

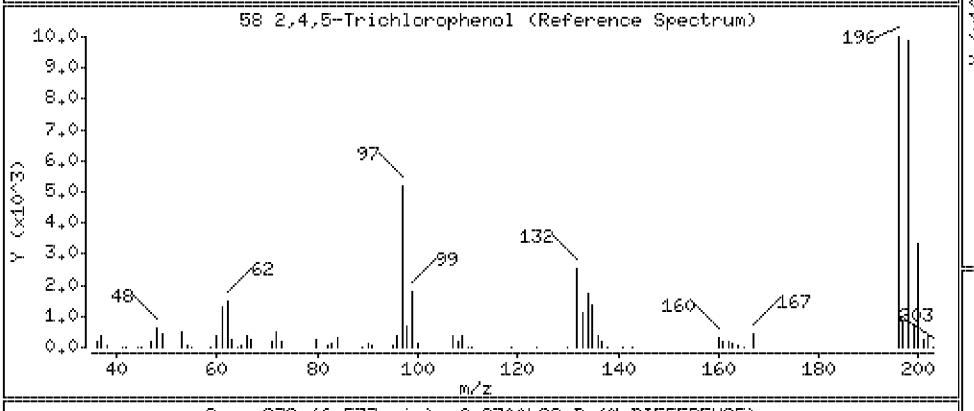

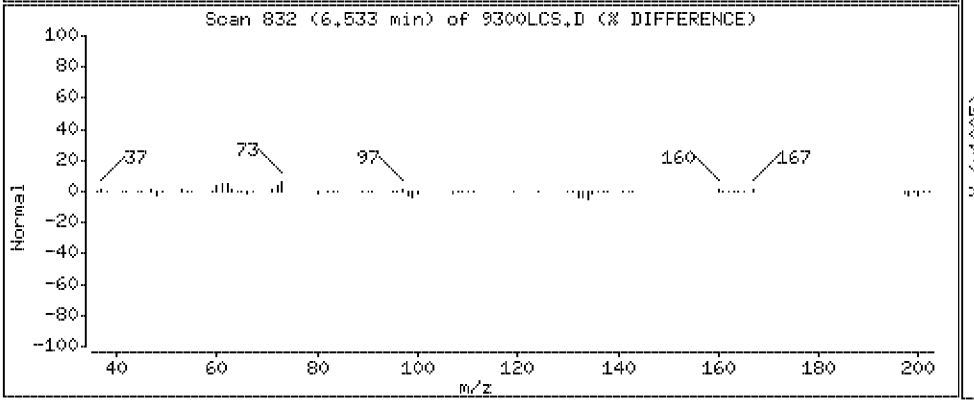

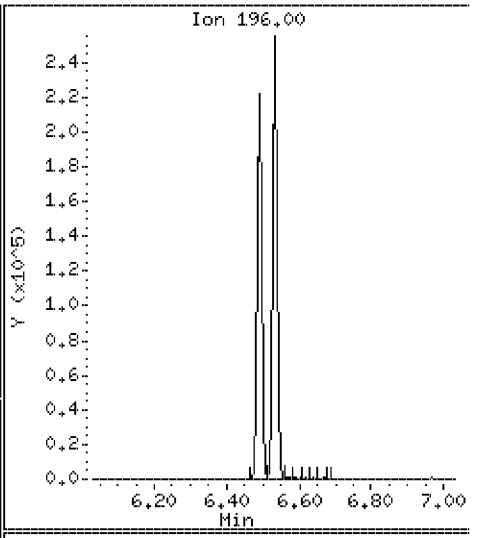

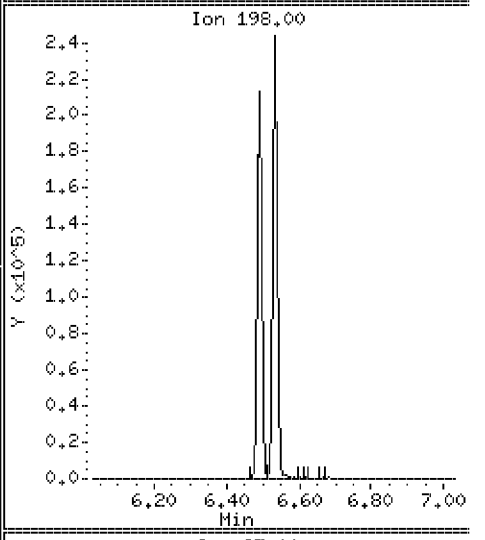

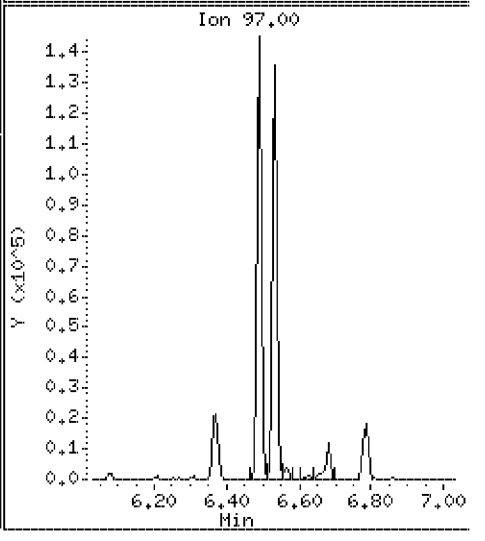

Data File: \\Svecd04\DD\chem\smsd03.i\S3050312.b\9300LCS.D

Date : 03-MAY-2012 14:27

Client ID: 128825LCS

Instrument: smsd03.i

Sample Info: SW128825LCS

Operator: PEL

Column phase: HPMS-5

Column diameter: 0.25

60 Safrole

Concentration: 1710 ug/kg

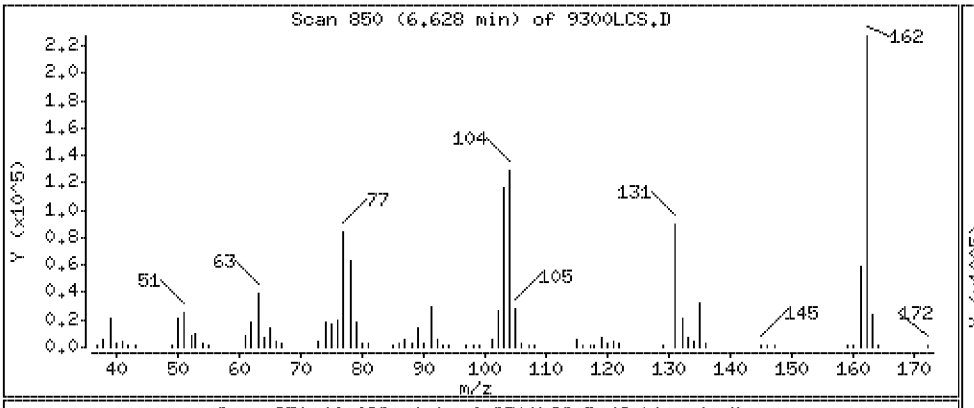

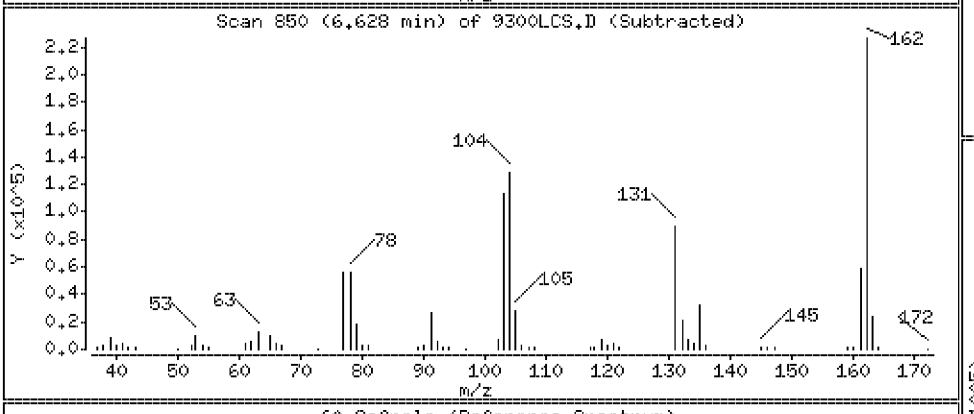

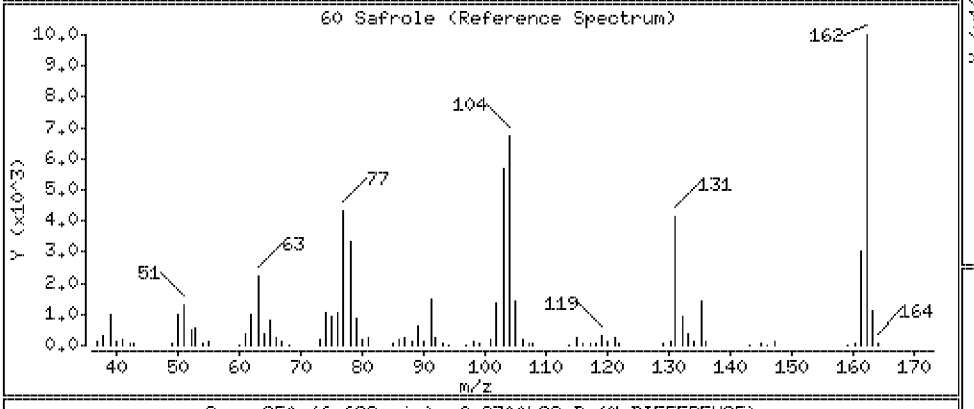

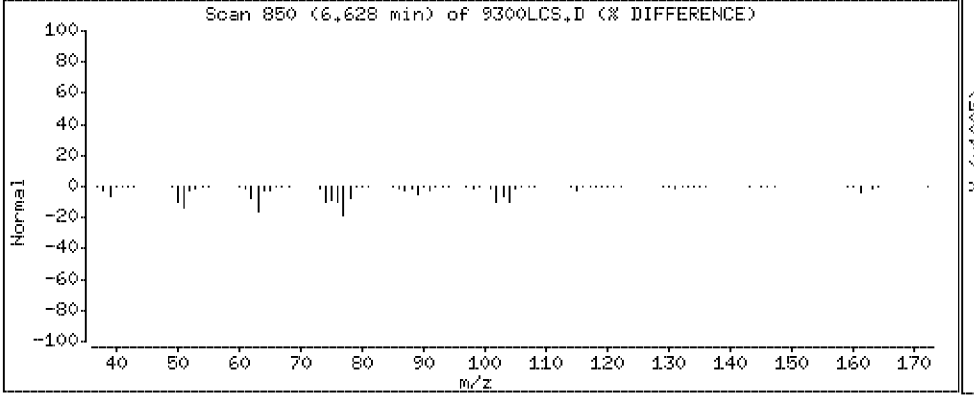

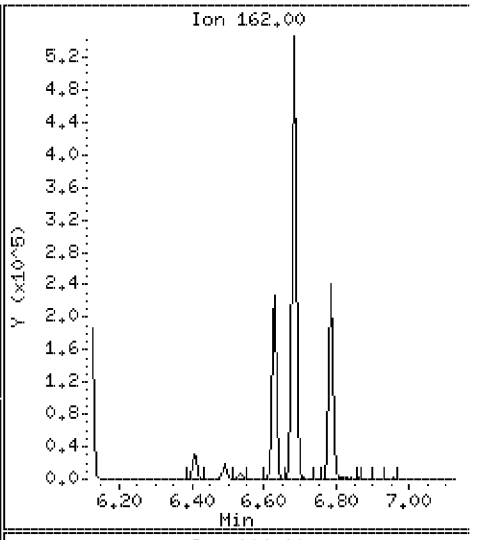

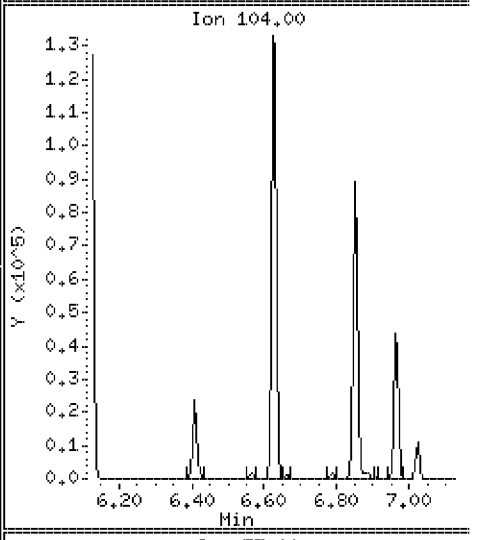

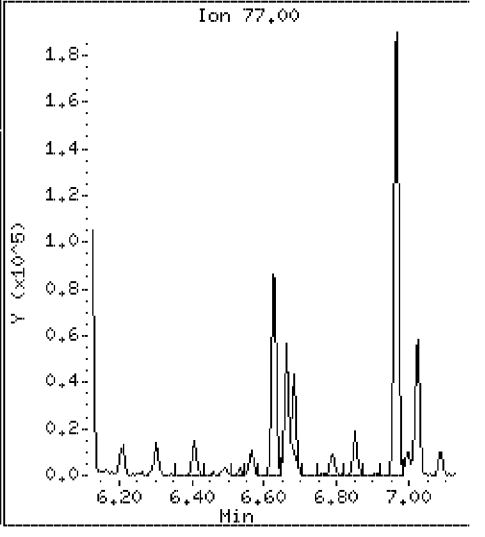

Data File: \\Svecd04\DD\chem\smsd03.i\S3050312.b\9300LCS.D

Date : 03-MAY-2012 14:27

Client ID: 128825LCS

Instrument: smsd03.i

Sample Info: SW128825LCS

Operator: PEL

Column phase: HPMS-5

Column diameter: 0.25

61 1,1-Biphenyl

Concentration: 1450 ug/kg

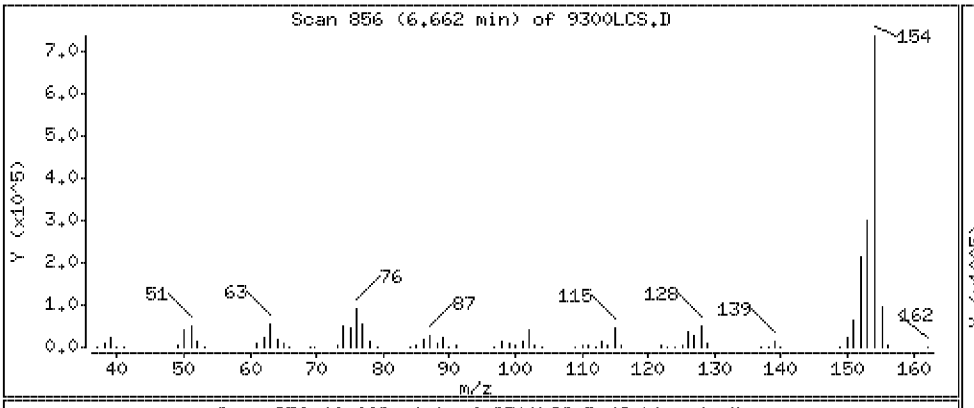

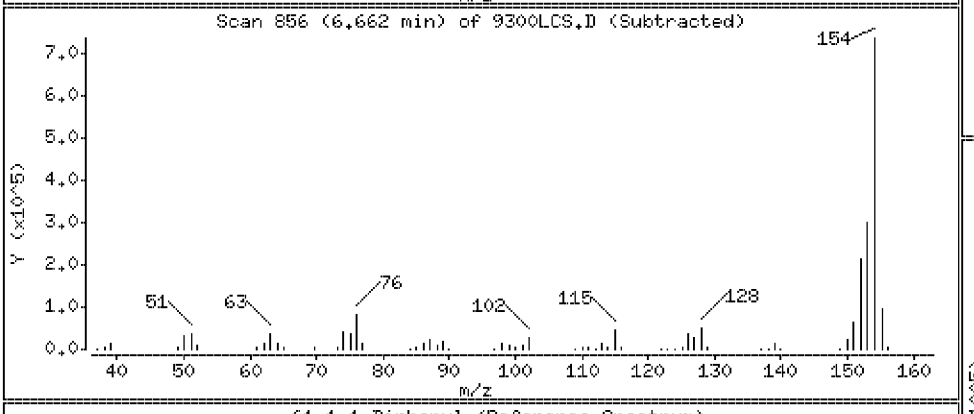

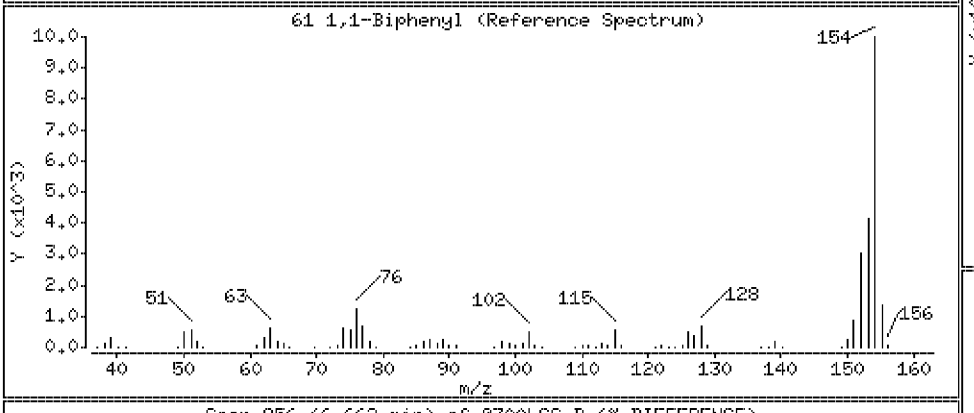

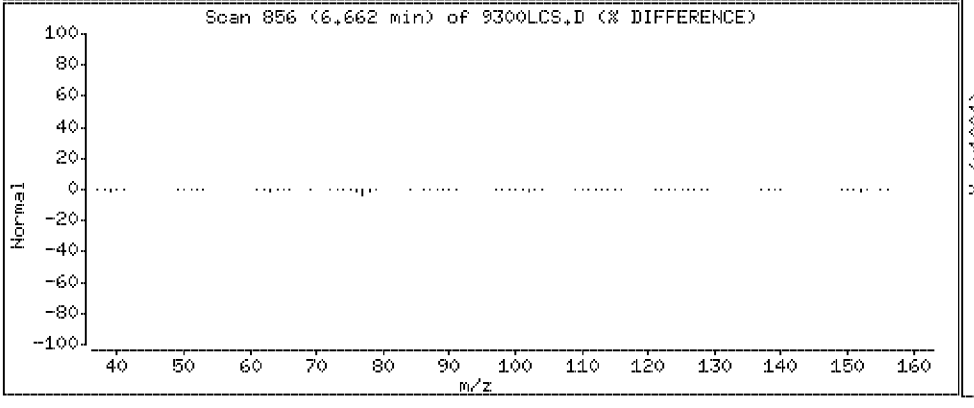

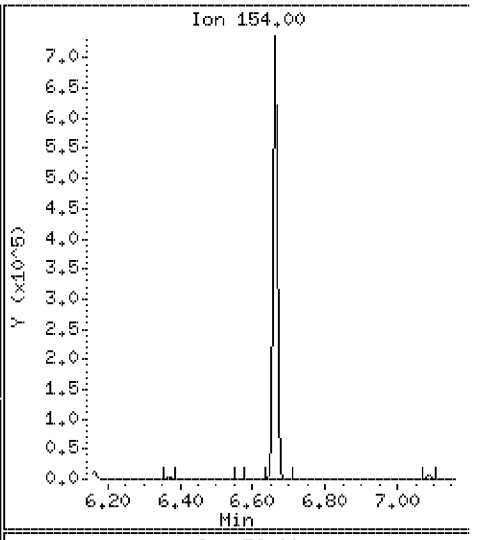

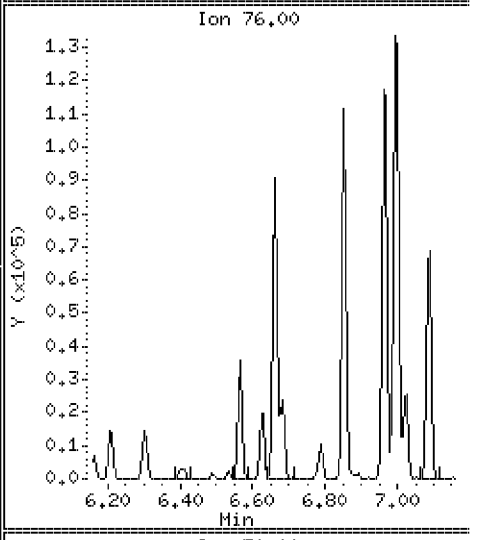

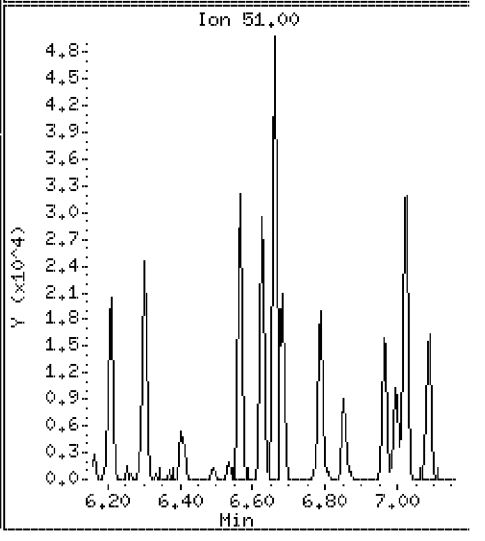

Data File: \\Svecd04\DD\chem\smsd03.i\S3050312.b\9300LCS.D

Date : 03-MAY-2012 14:27

Client ID: 128825LCS

Instrument: smsd03.i

Sample Info: SW128825LCS

Operator: PEL

Column phase: HPMS-5

Column diameter: 0.25

62 2-Chloronaphthalene

Concentration: 1550 ug/kg

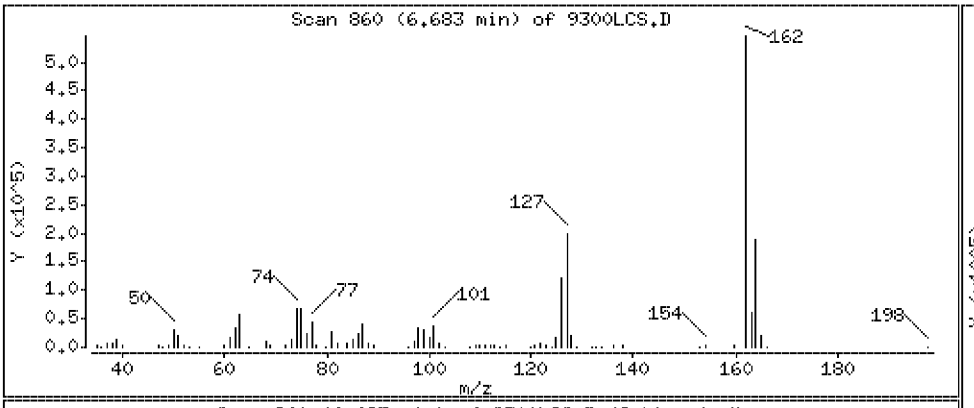

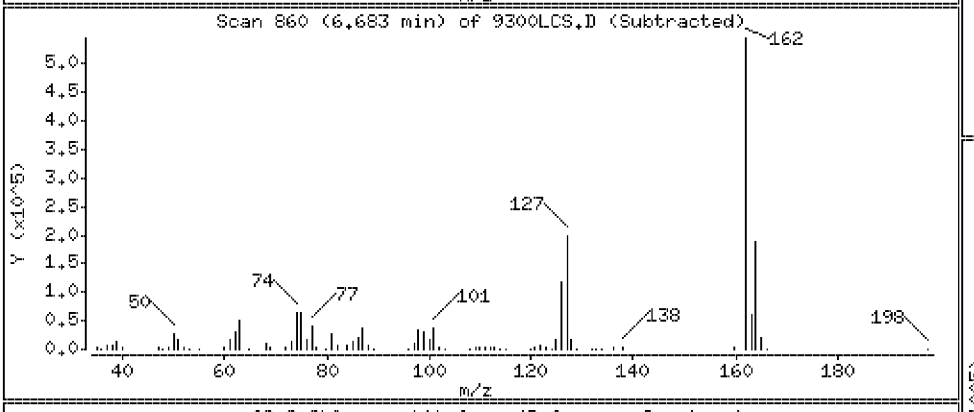

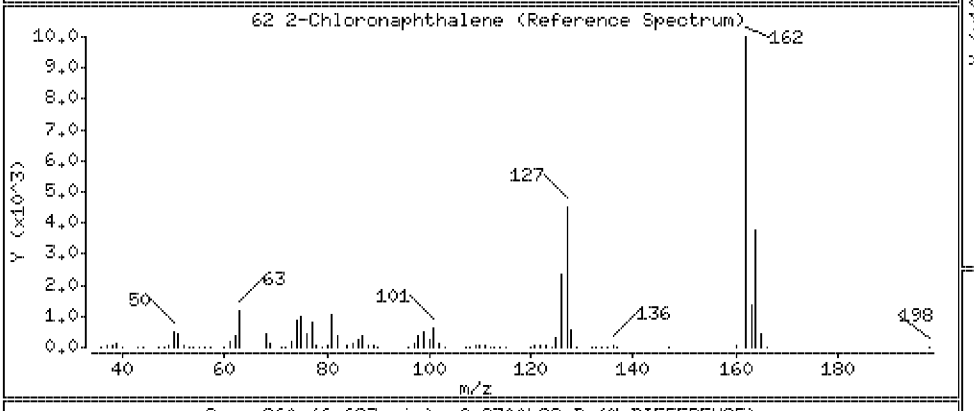

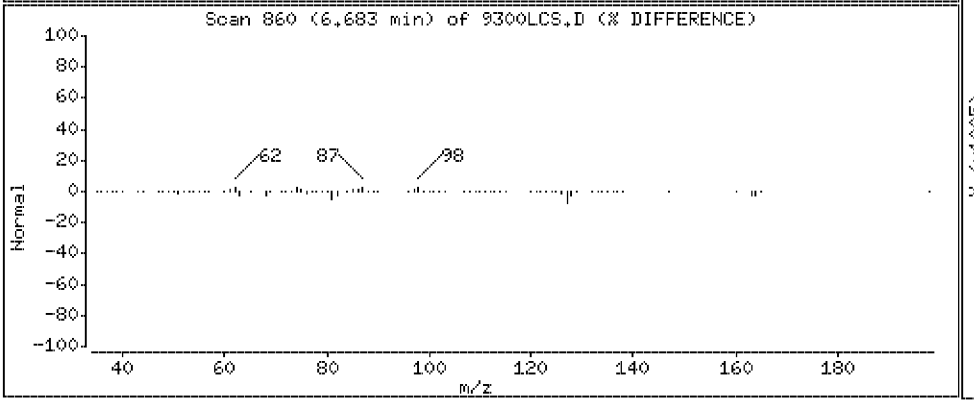

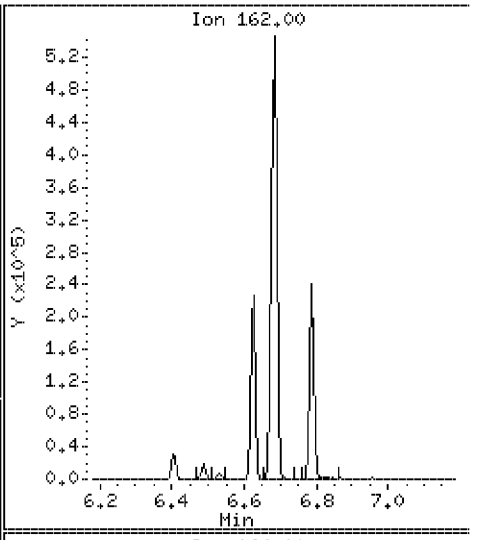

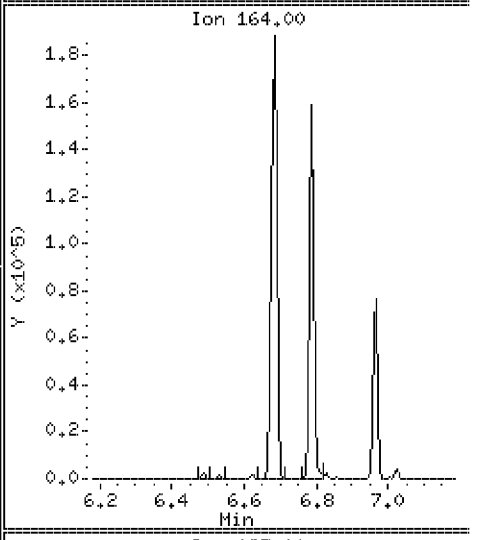

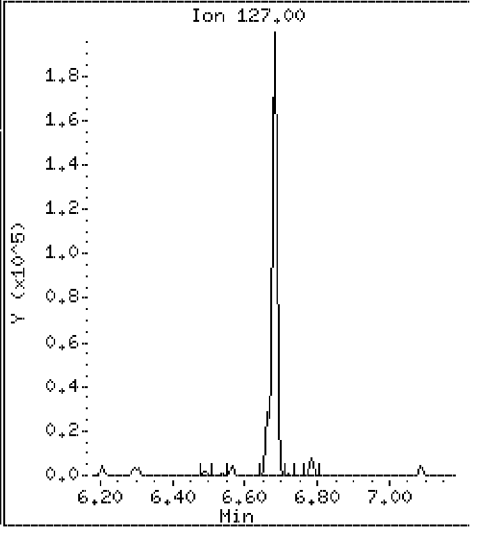

Data File: \\Svecd04\DD\chem\smsd03.i\S3050312.b\9300LCS.D

Date : 03-MAY-2012 14:27

Client ID: 128825LCS

Instrument: smsd03.i

Sample Info: SW128825LCS

Operator: PEL

Column phase: HPMS-5

Column diameter: 0.25

63 2-Nitroaniline

Concentration: 1900 ug/kg

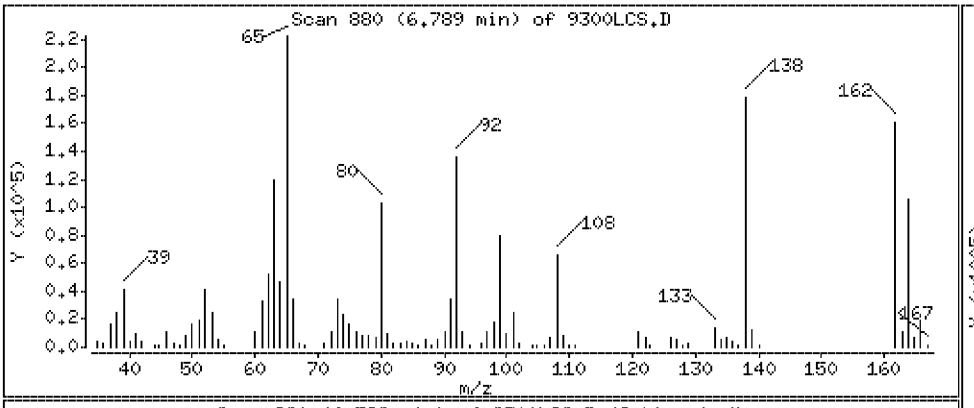

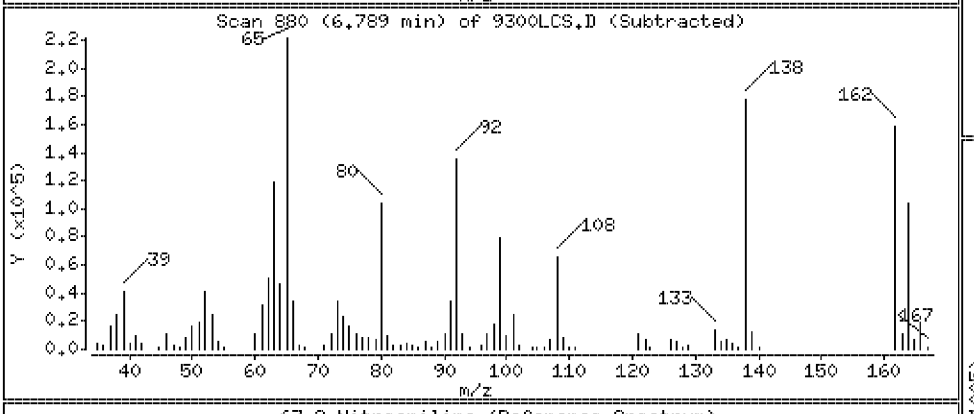

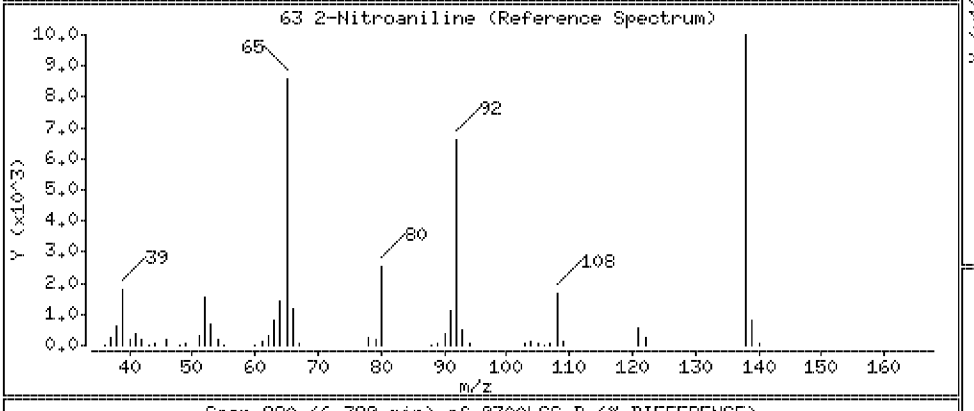

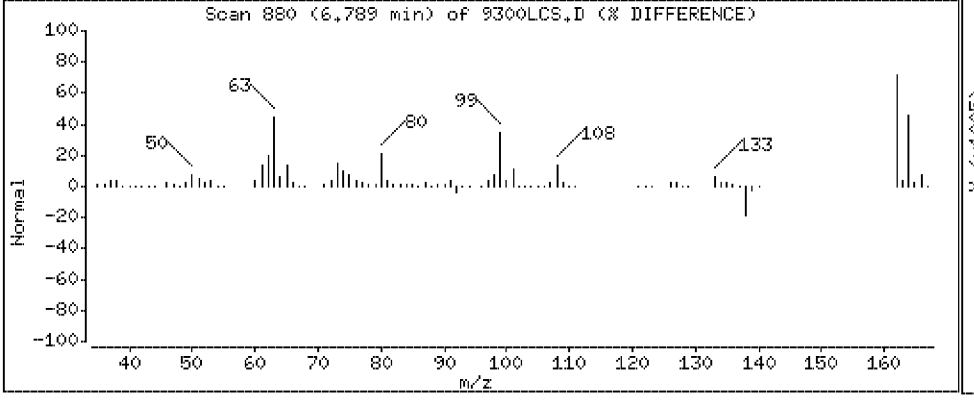

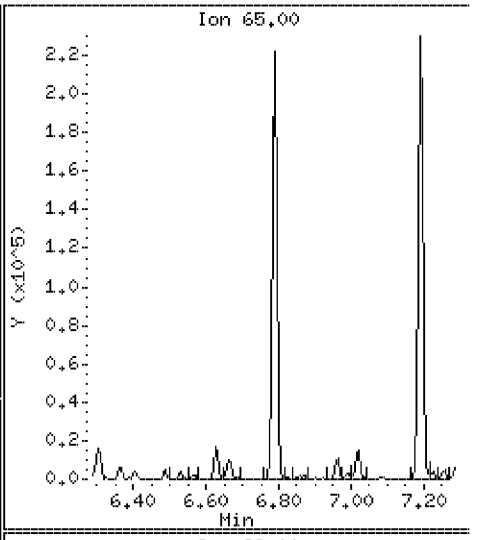

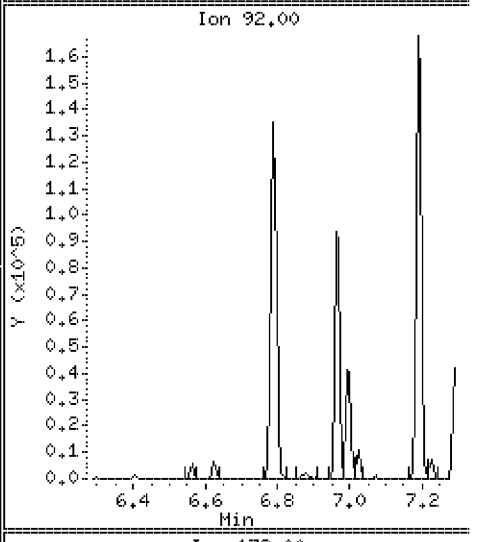

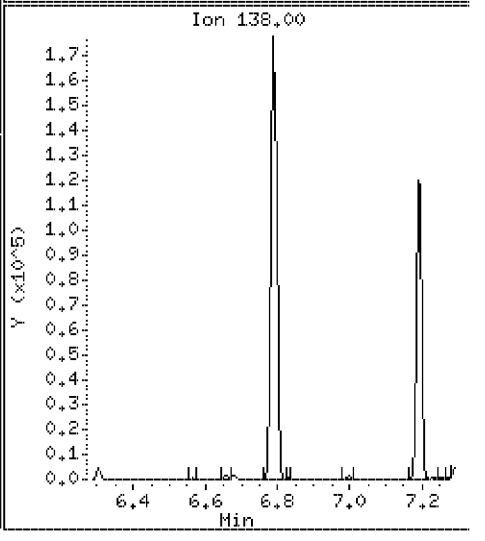

Data File: \\Svecd04\DD\chem\smsd03.i\S3050312.b\9300LCS.D

Date : 03-MAY-2012 14:27

Client ID: 128825LCS

Instrument: smsd03.i

Sample Info: SW128825LCS

Operator: PEL

Column phase: HPMS-5

Column diameter: 0.25

64 1,4-Naphthoquinone

Concentration: 991 ug/kg

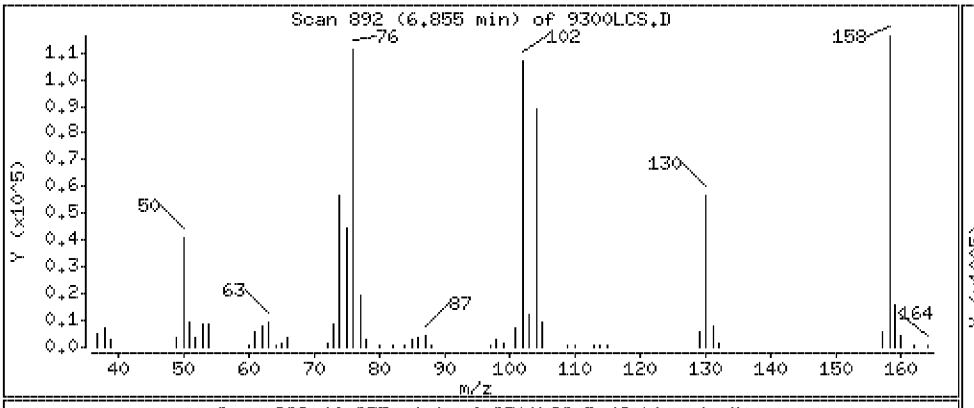

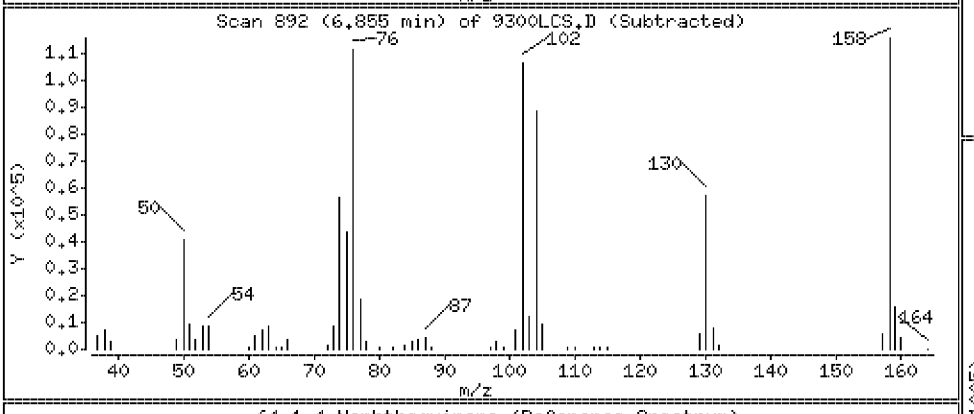

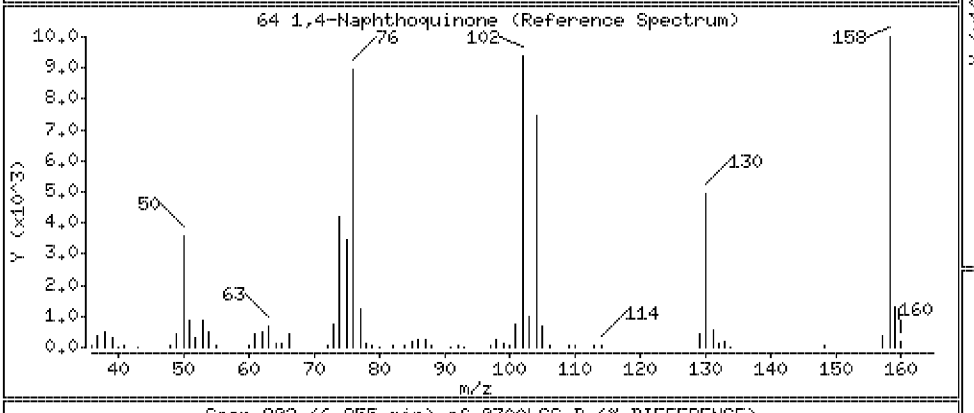

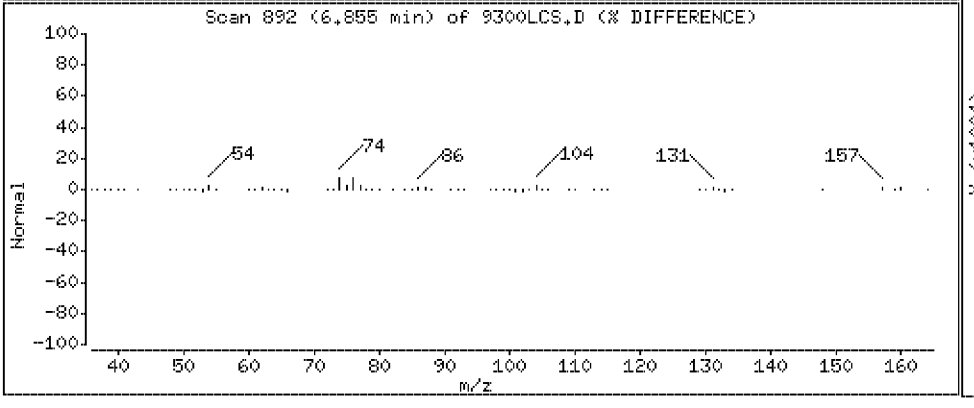

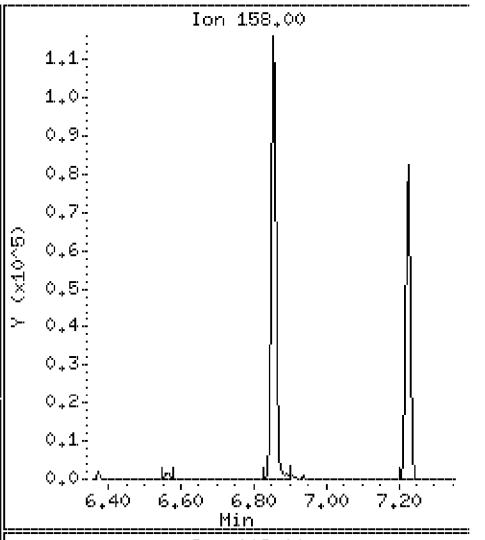

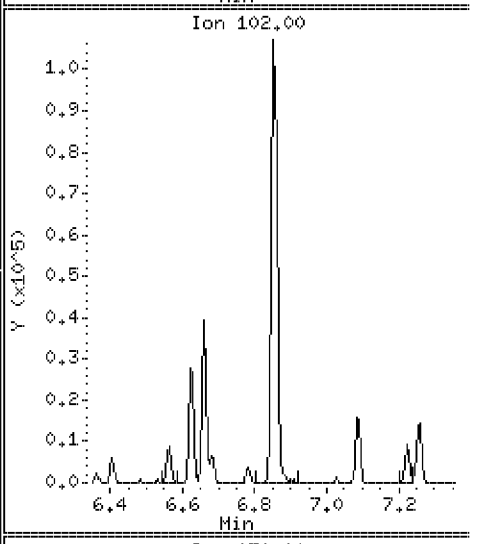

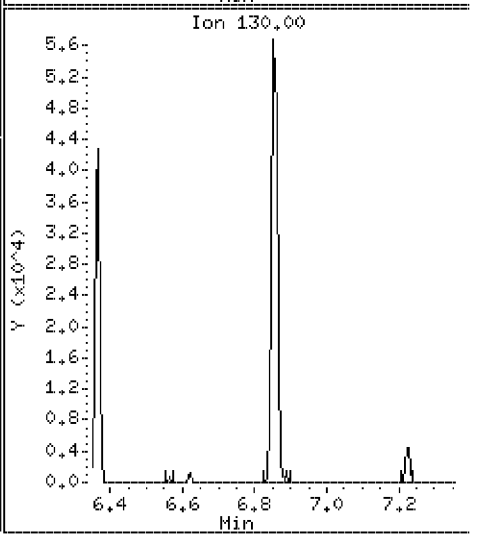

Data File: \\Svecd04\DD\chem\smsd03.i\S3050312.b\9300LCS.D

Date : 03-MAY-2012 14:27

Client ID: 128825LCS

Instrument: smsd03.i

Sample Info: SW128825LCS

Operator: PEL

Column phase: HPMS-5

Column diameter: 0.25

65 Dimethylphthalate

Concentration: 1780 ug/kg

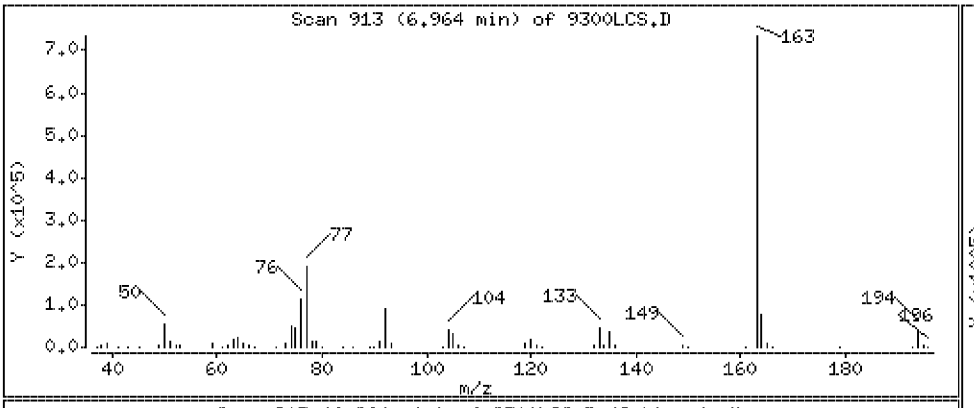

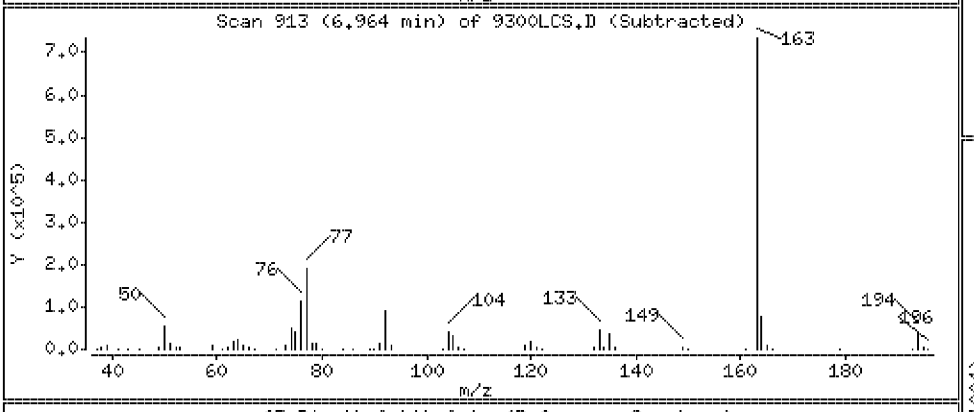

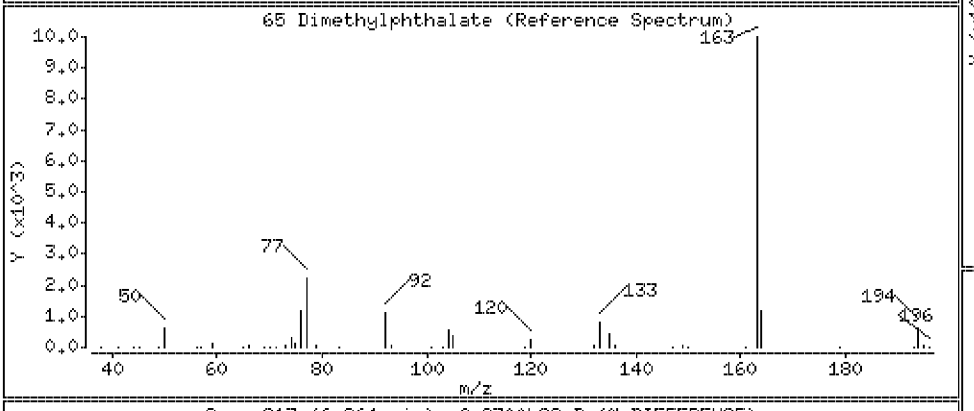

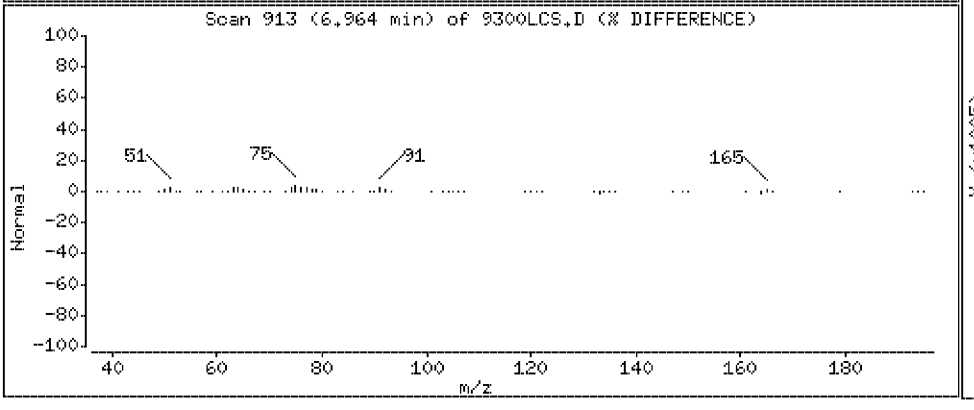

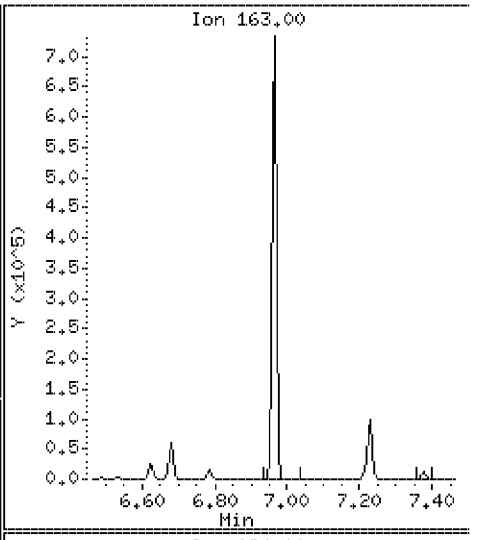

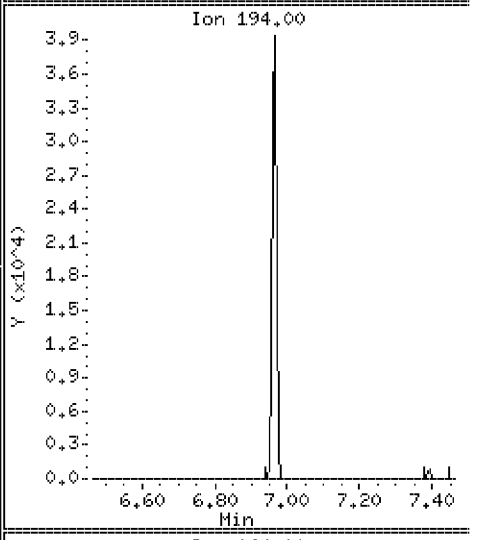

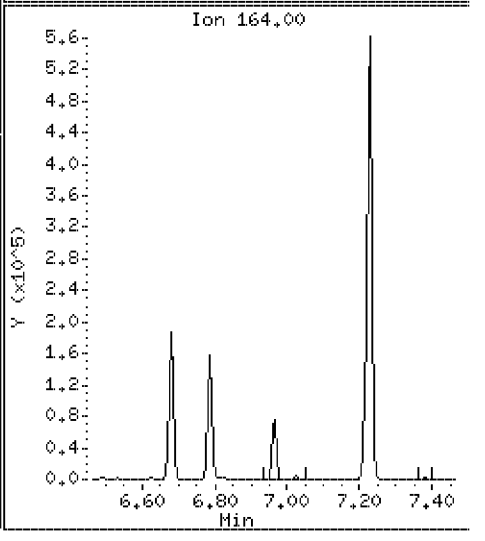

Data File: \\Svecd04\DD\chem\smsd03.i\S3050312.b\9300LCS.D

Date : 03-MAY-2012 14:27

Client ID: 128825LCS

Instrument: smsd03.i

Sample Info: SW128825LCS

Operator: PEL

Column phase: HPMS-5

Column diameter: 0.25

66 1,3-Dinitrobenzene

Concentration: 1760 ug/kg

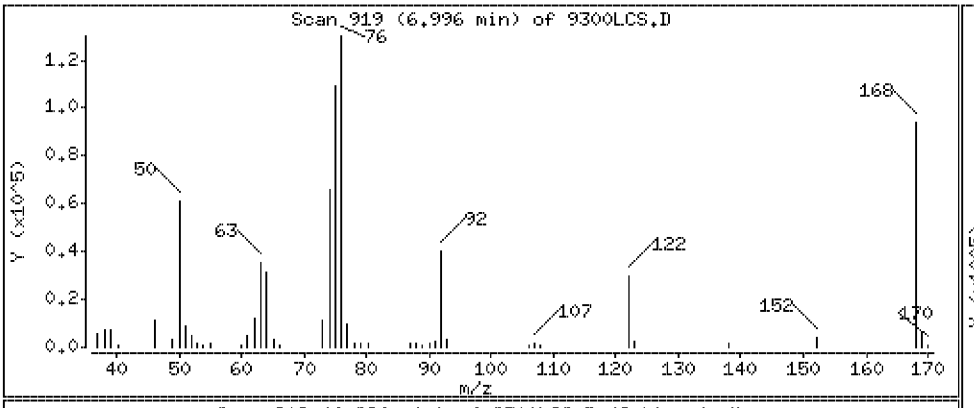

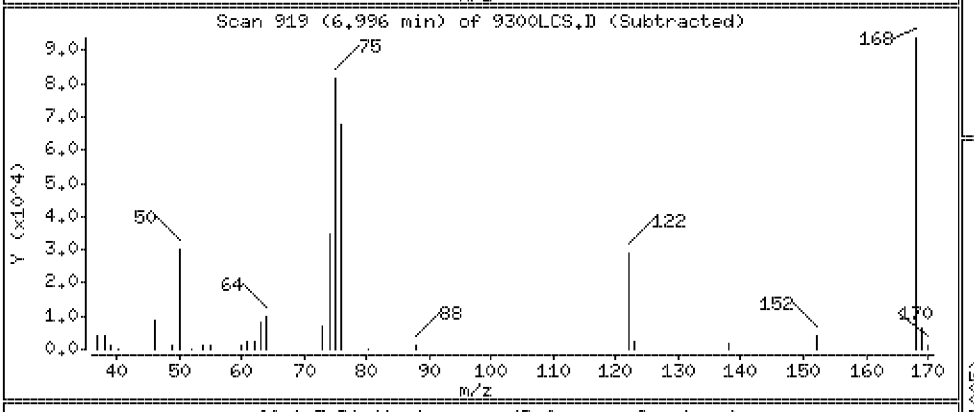

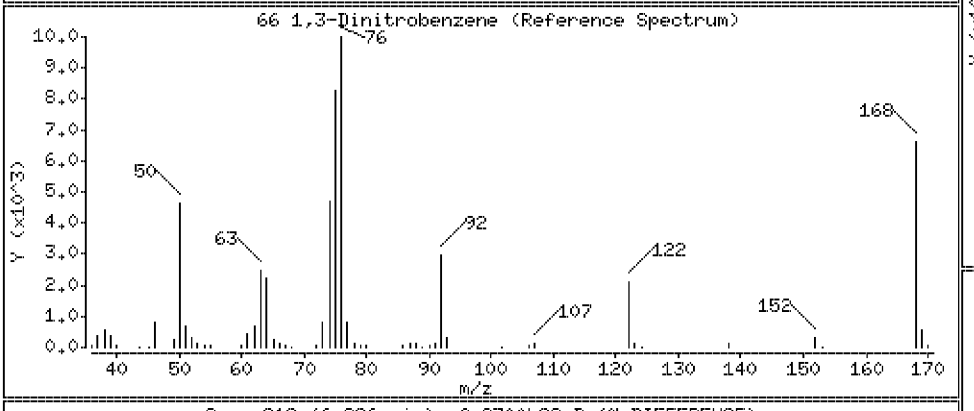

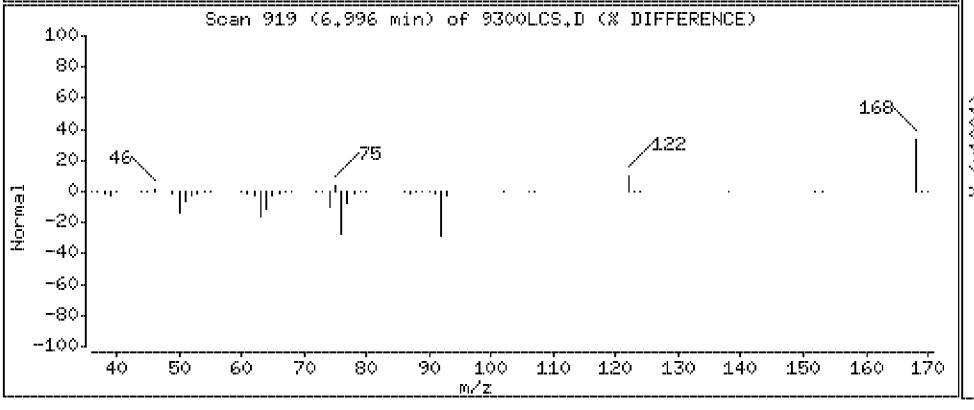

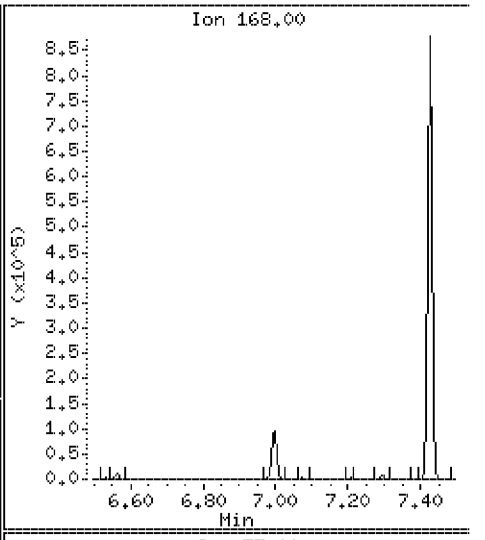

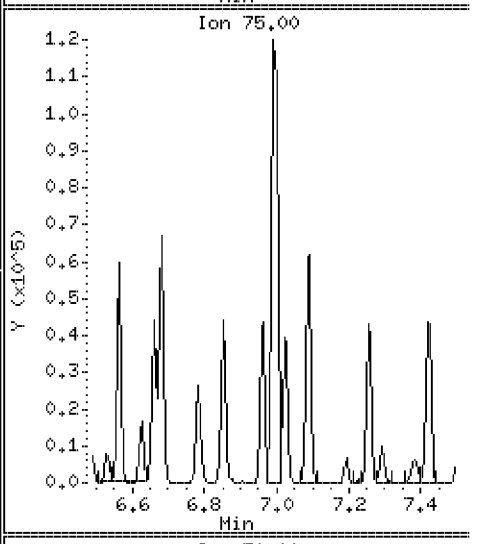

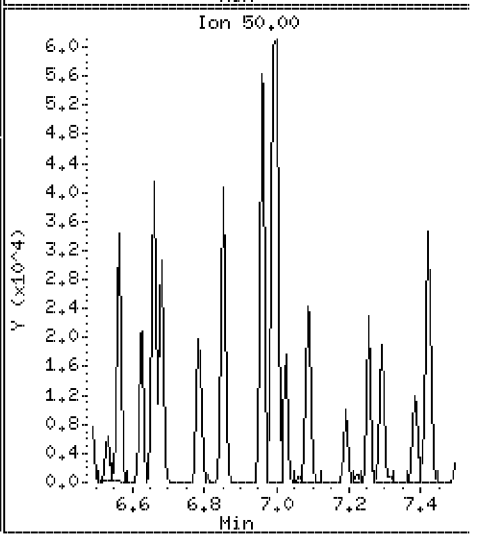

Data File: \\Svecd04\DD\chem\smsd03.i\S3050312.b\9300LCS.D

Date : 03-MAY-2012 14:27

Client ID: 128825LCS

Instrument: smsd03.i

Sample Info: SW128825LCS

Operator: PEL

Column phase: HPMS-5

Column diameter: 0.25

67 2,6-Dinitrotoluene

Concentration: 1670 ug/kg

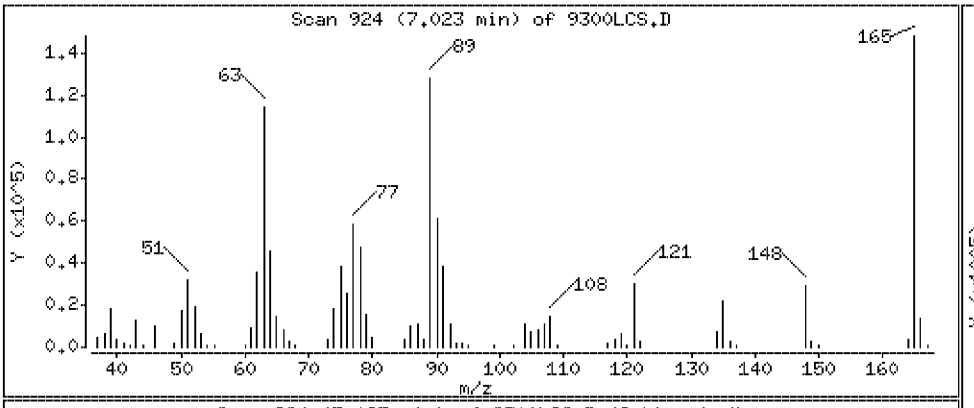

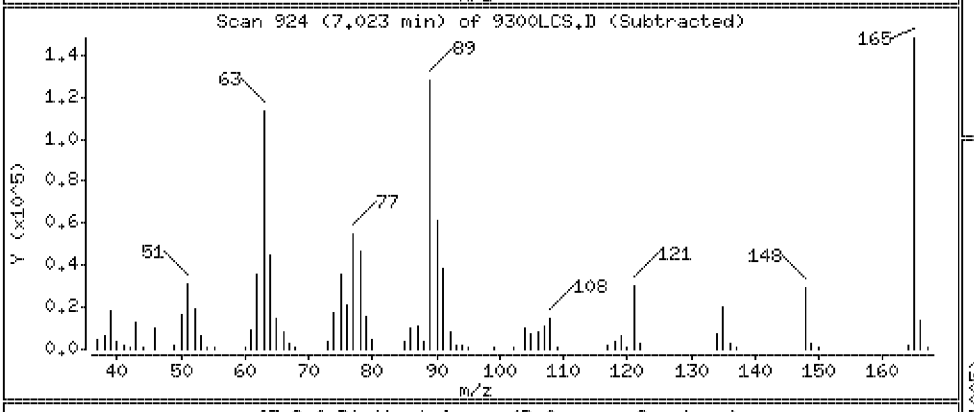

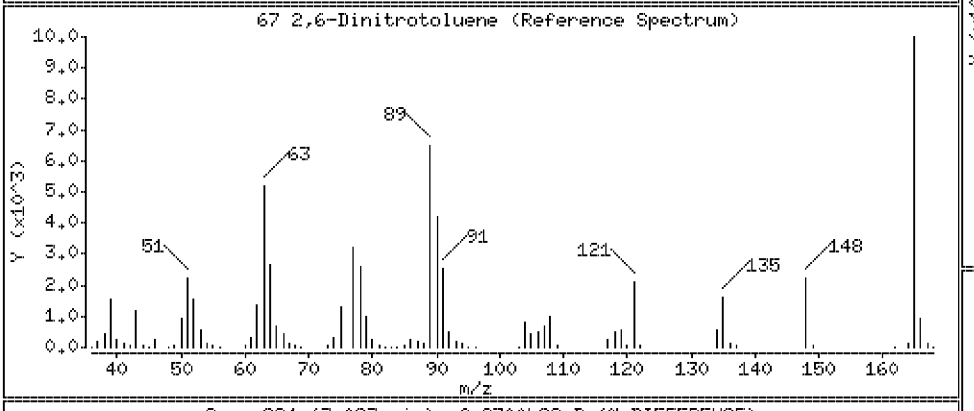

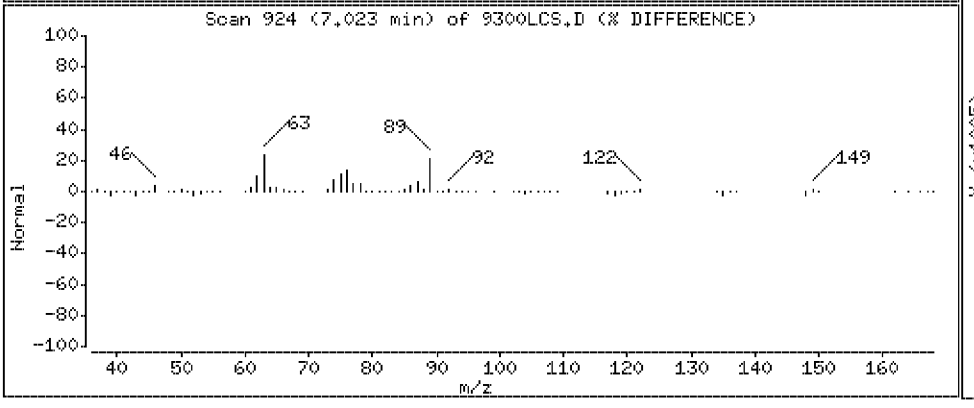

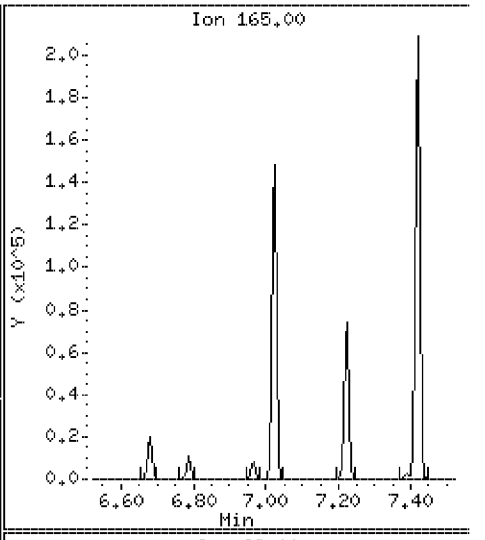

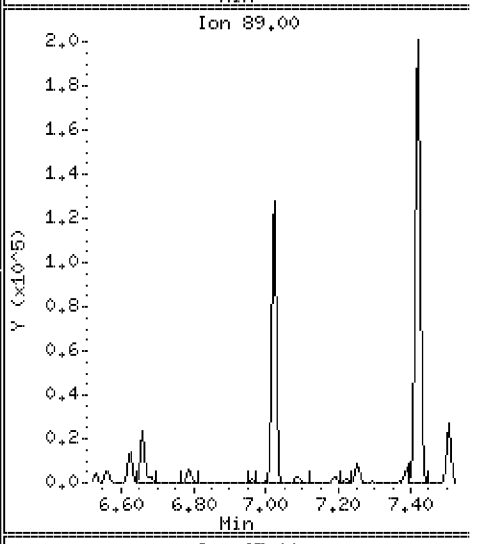

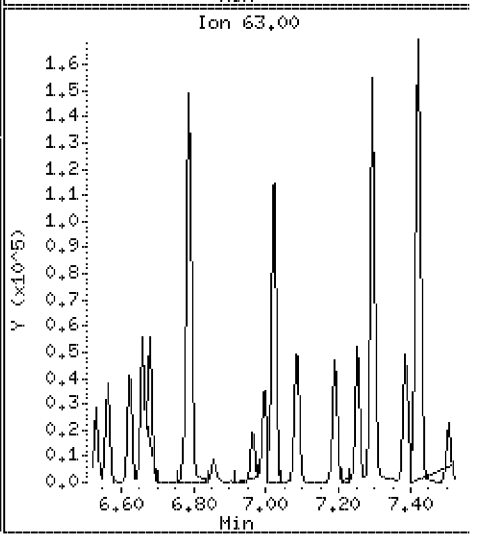

Data File: \\Svecd04\DD\chem\smsd03.i\S3050312.b\9300LCS.D

Date : 03-MAY-2012 14:27

Client ID: 128825LCS

Instrument: smsd03.i

Sample Info: SW128825LCS

Operator: PEL

Column phase: HPMS-5

Column diameter: 0.25

68 Acenaphthylene

Concentration: 1690 ug/kg

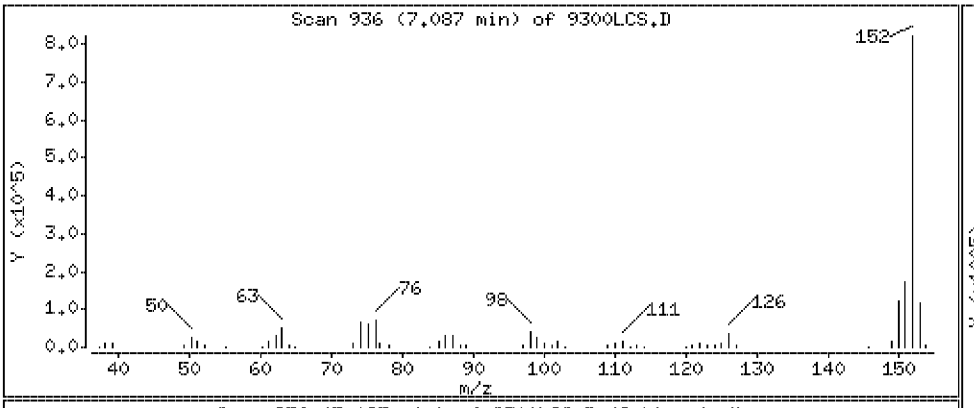

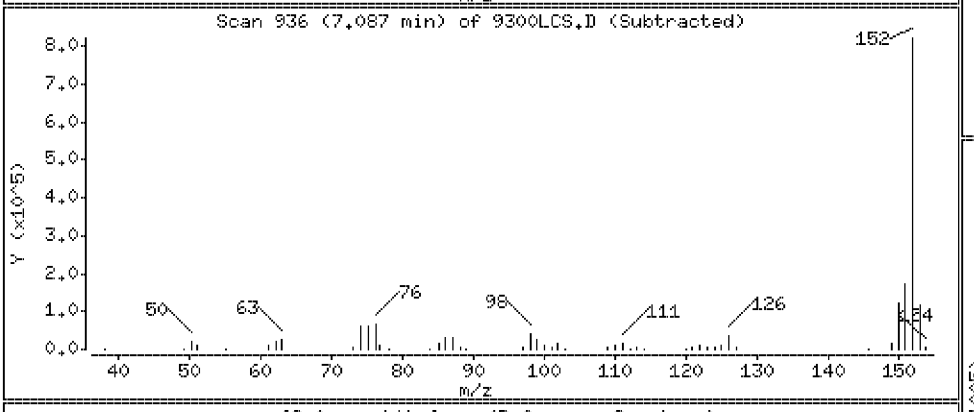

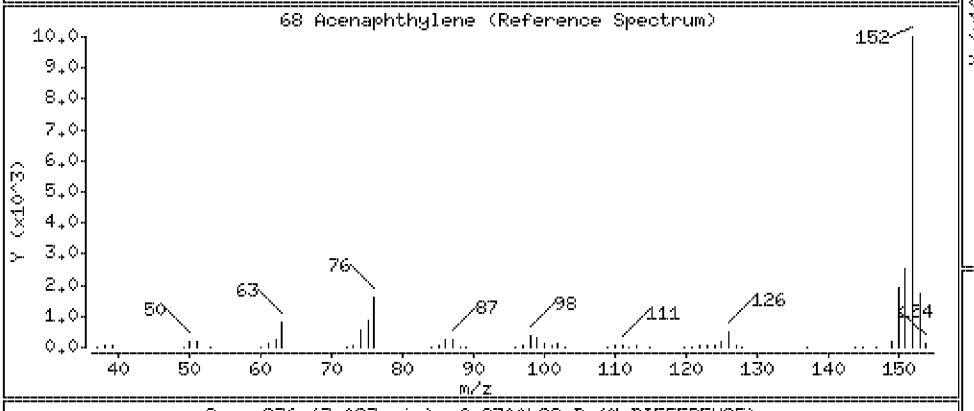

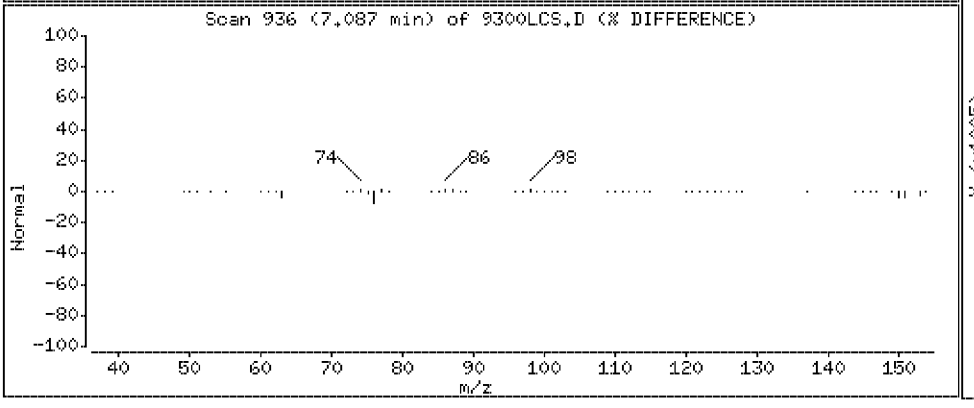

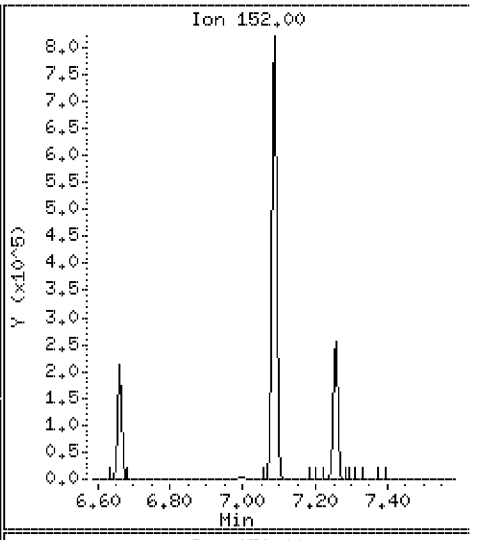

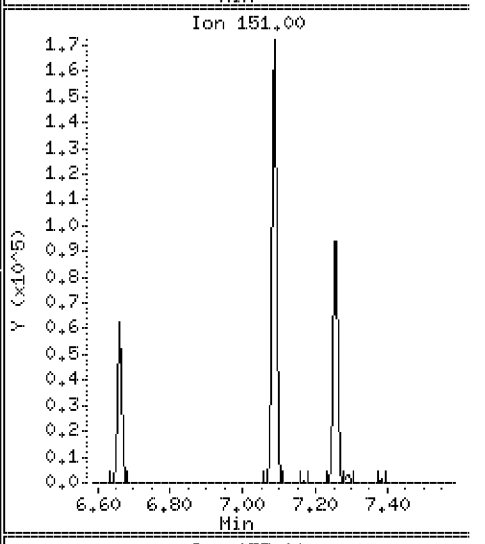

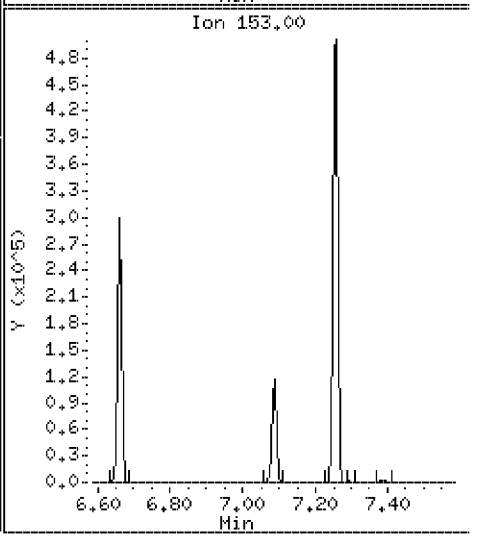

Data File: \\Svecd04\DD\chem\smsd03.i\S3050312.b\9300LCS.D

Date : 03-MAY-2012 14:27

Client ID: 128825LCS

Instrument: smsd03.i

Sample Info: SW128825LCS

Operator: PEL

Column phase: HPMS-5

Column diameter: 0.25

69 3-Nitroaniline

Concentration: 1720 ug/kg

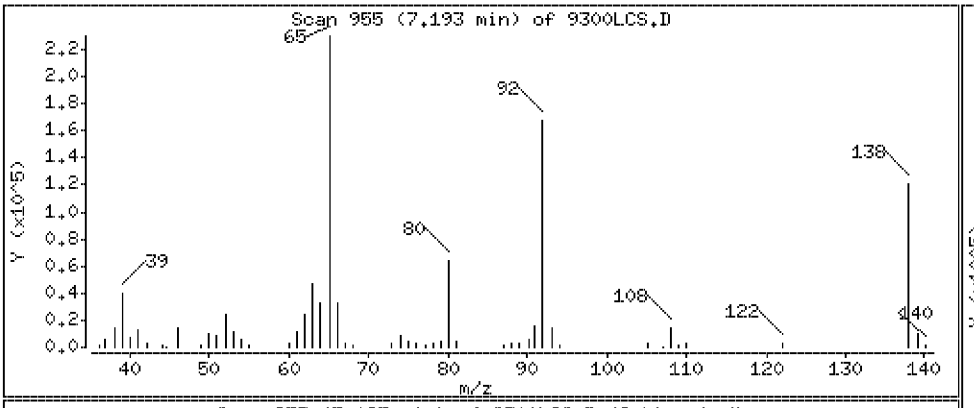

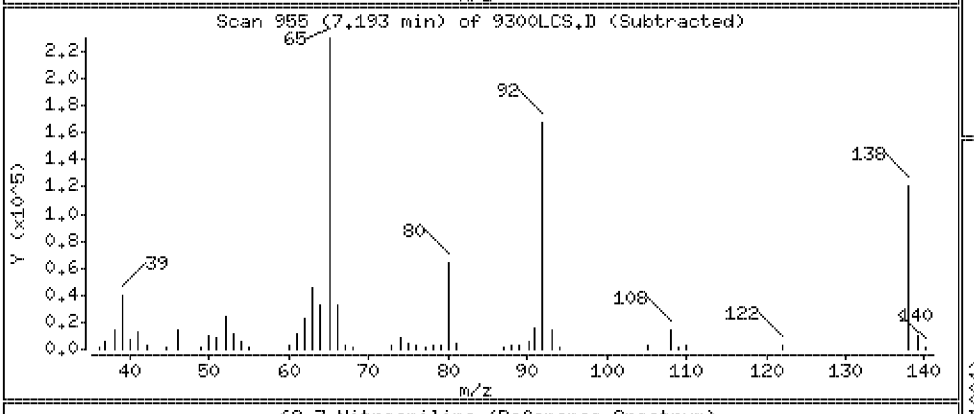

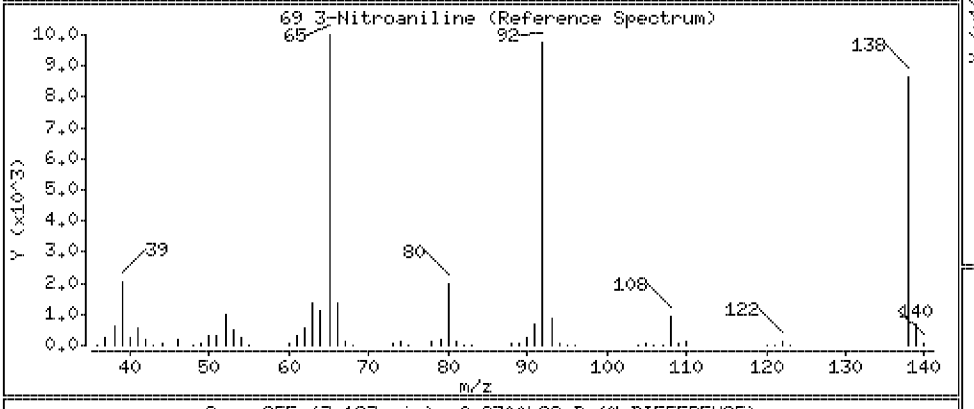

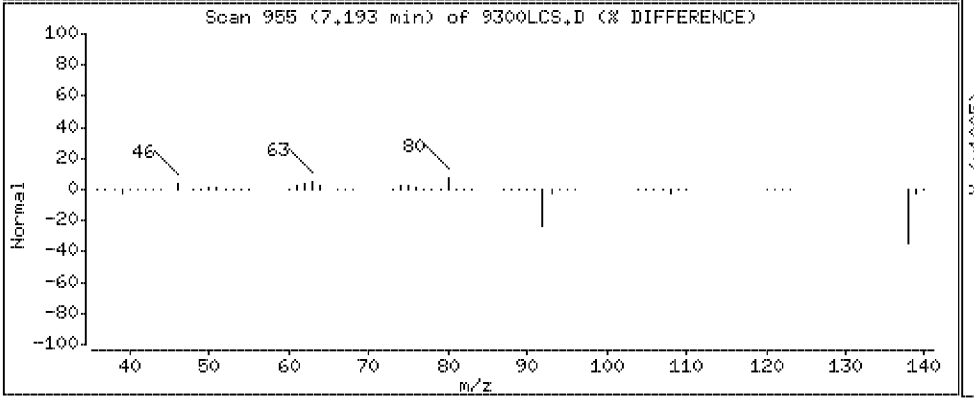

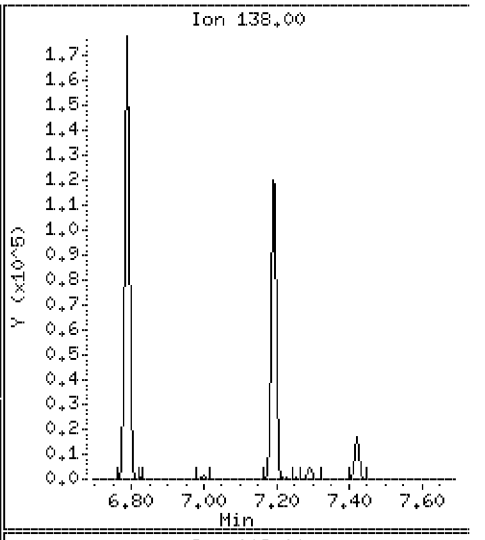

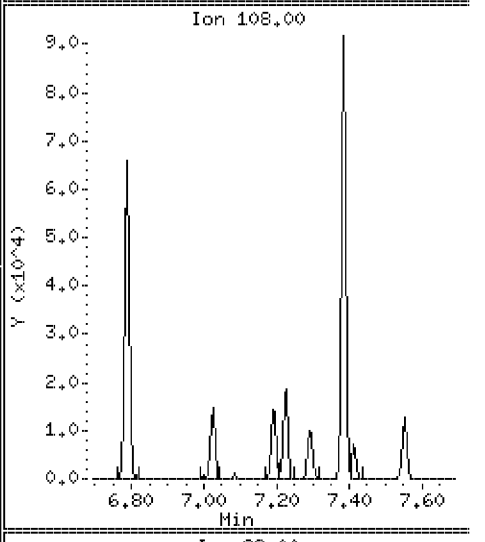

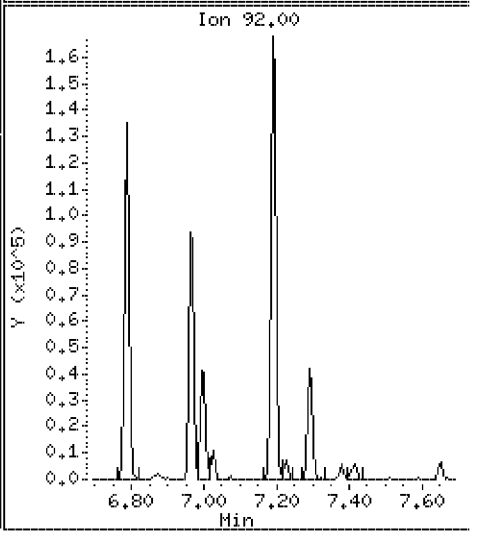

Data File: \\Svecd04\DD\chem\smsd03.i\S3050312.b\9300LCS.D

Date : 03-MAY-2012 14:27

Client ID: 128825LCS

Instrument: smsd03.i

Sample Info: SW128825LCS

Operator: PEL

Column phase: HPMS-5

Column diameter: 0.25

71 Acenaphthene

Concentration: 1530 ug/kg

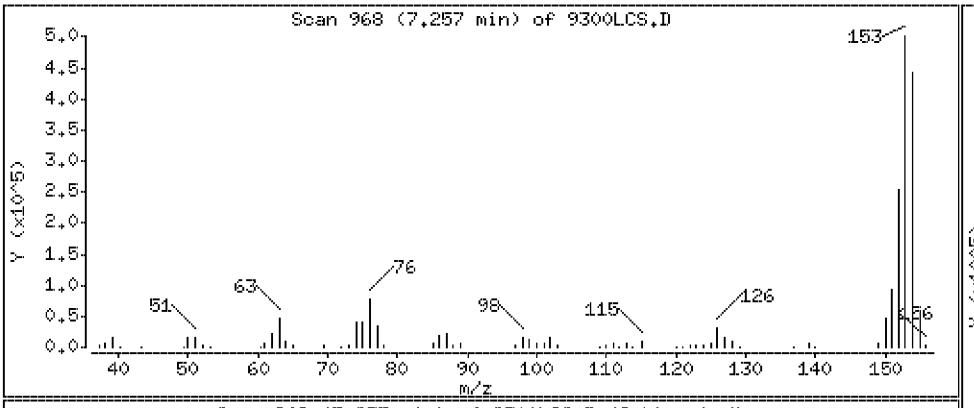

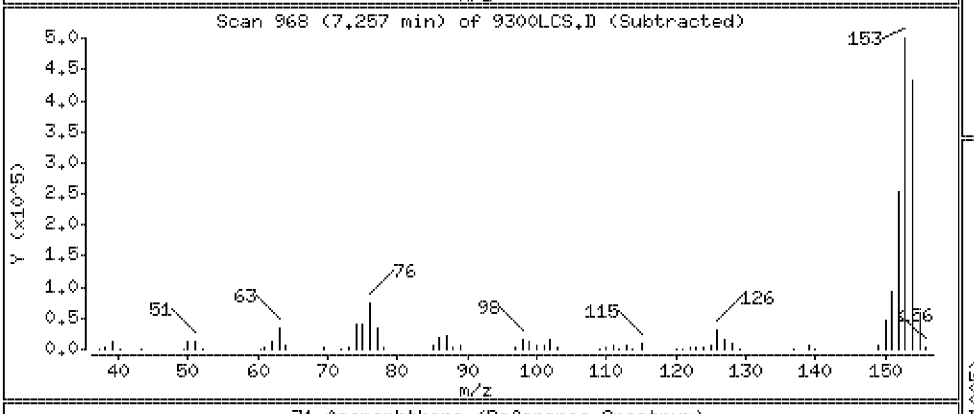

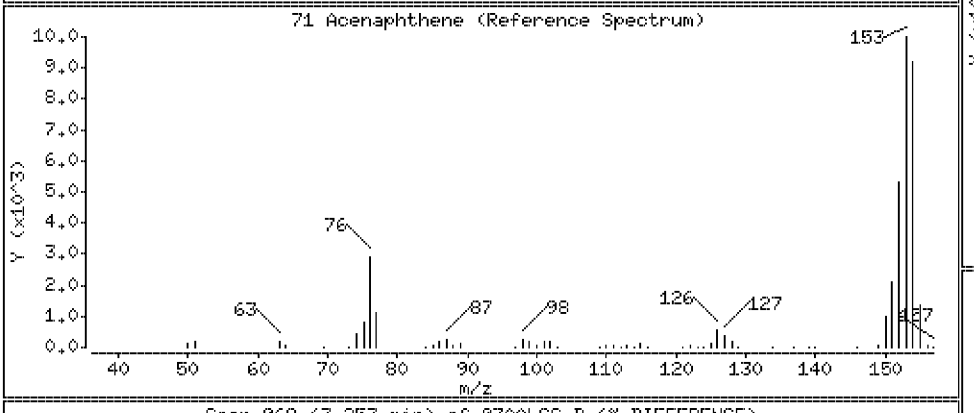

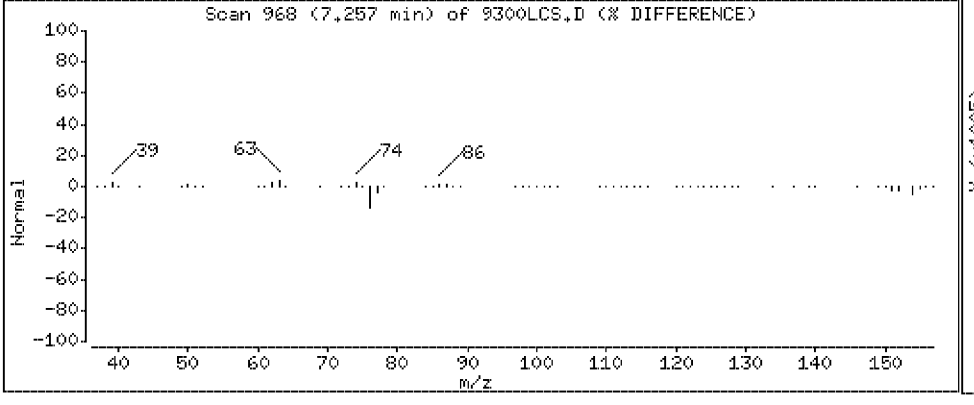

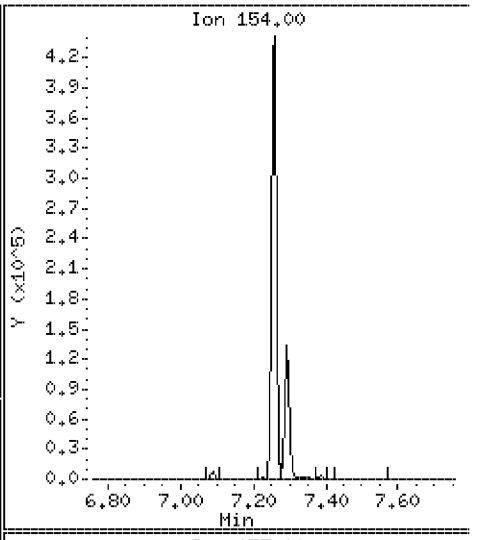

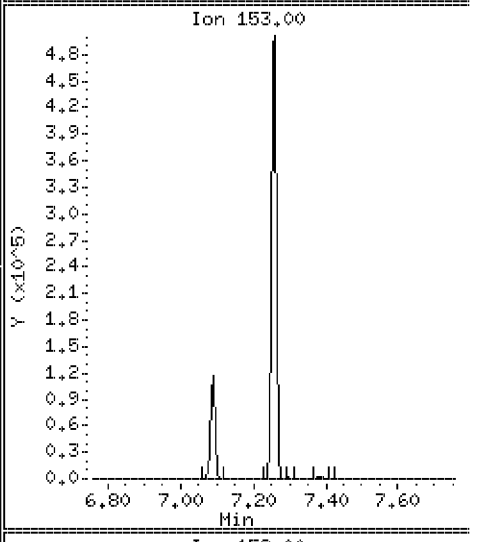

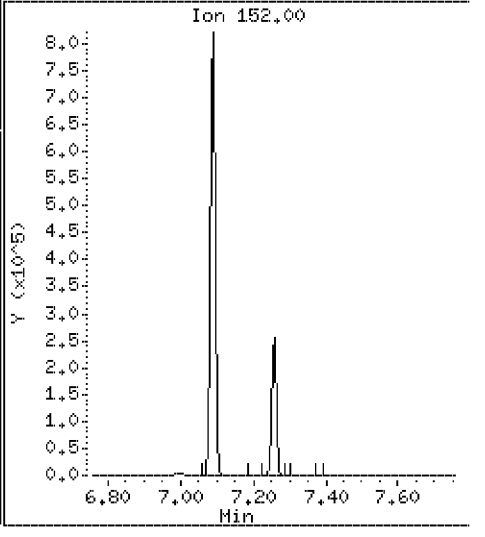

Data File: \\Svecd04\DD\chem\smsd03.i\S3050312.b\9300LCS.D

Date : 03-MAY-2012 14:27

Client ID: 128825LCS

Instrument: smsd03.i

Sample Info: SW128825LCS

Operator: PEL

Column phase: HPMS-5

Column diameter: 0.25

72 2,4-Dinitrophenol

Concentration: 3150 ug/kg

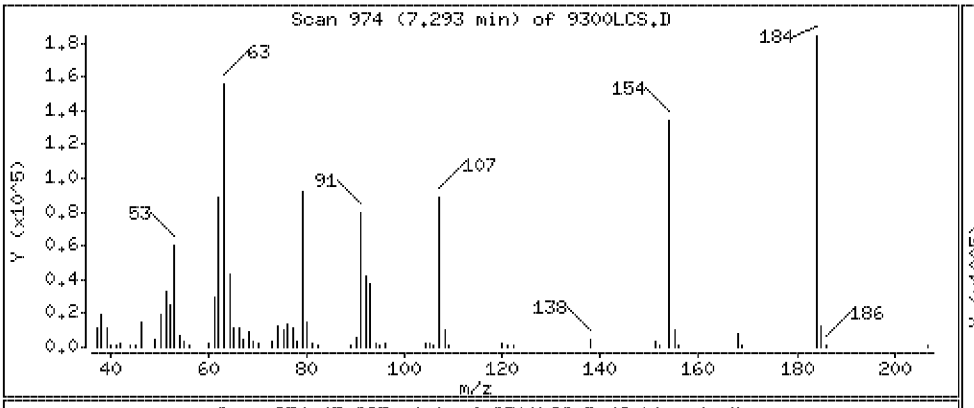

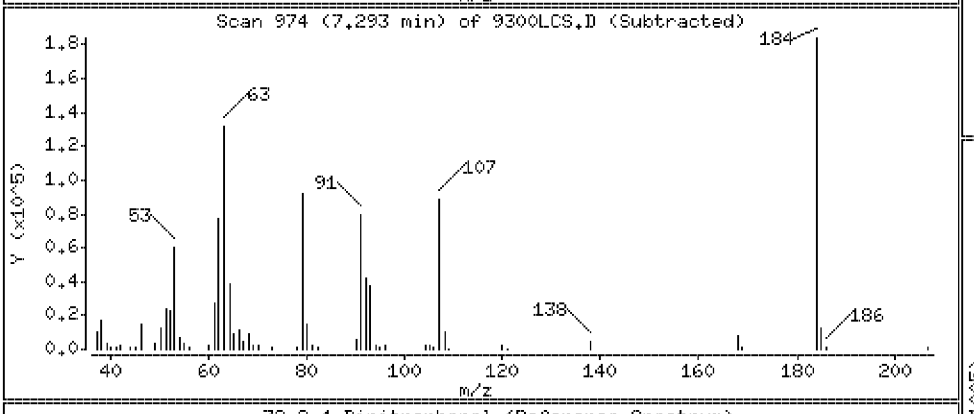

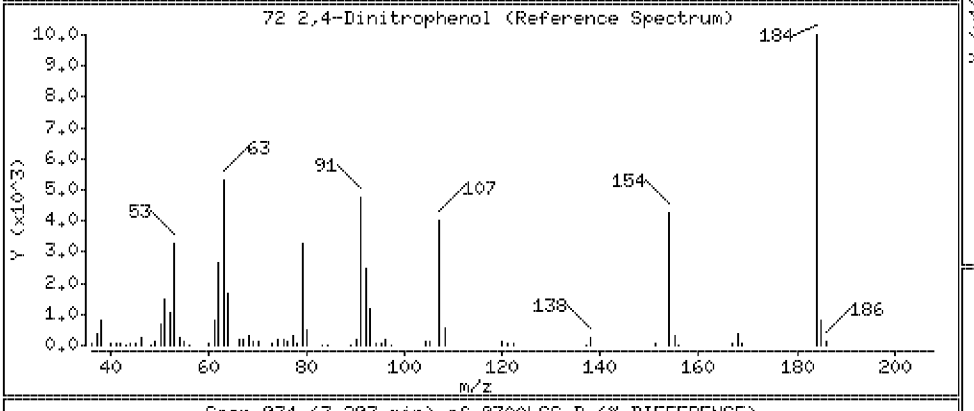

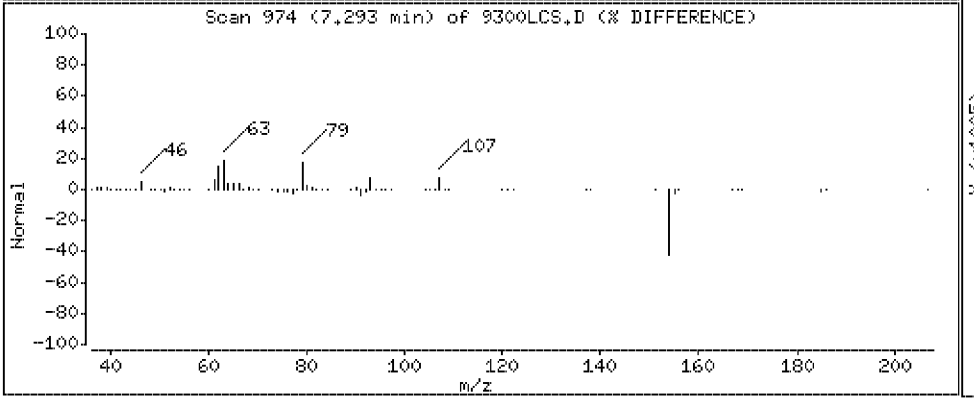

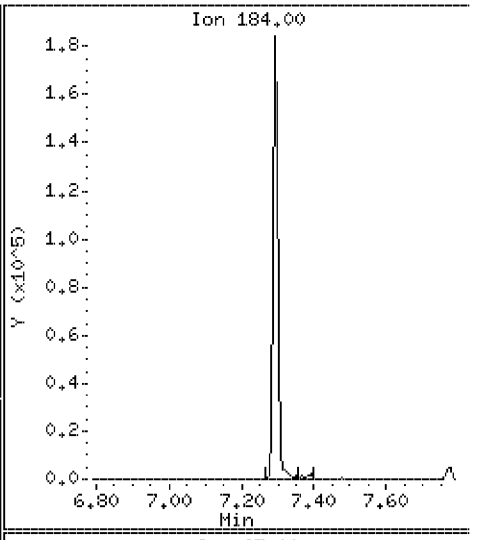

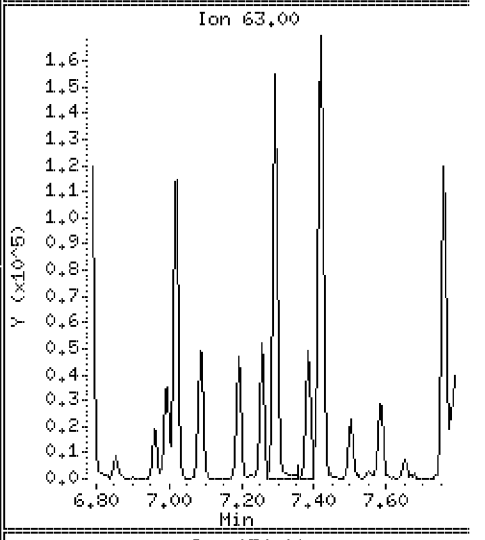

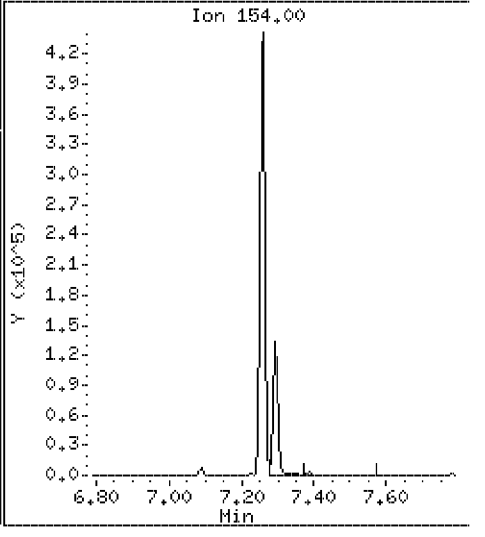

Data File: \\Svecd04\DD\chem\smsd03.i\S3050312.b\9300LCS.D

Date : 03-MAY-2012 14:27

Client ID: 128825LCS

Instrument: smsd03.i

Sample Info: SW128825LCS

Operator: PEL

Column phase: HPMS-5

Column diameter: 0.25

73 Pentachlorobenzene

Concentration: 1580 ug/kg

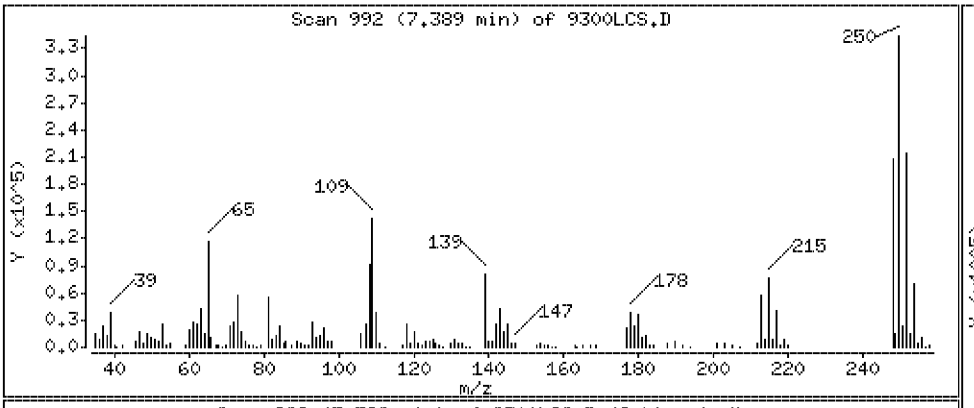

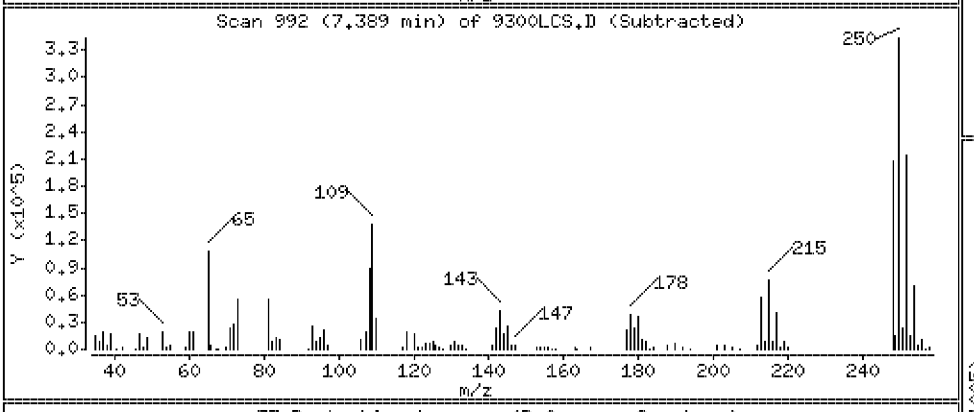

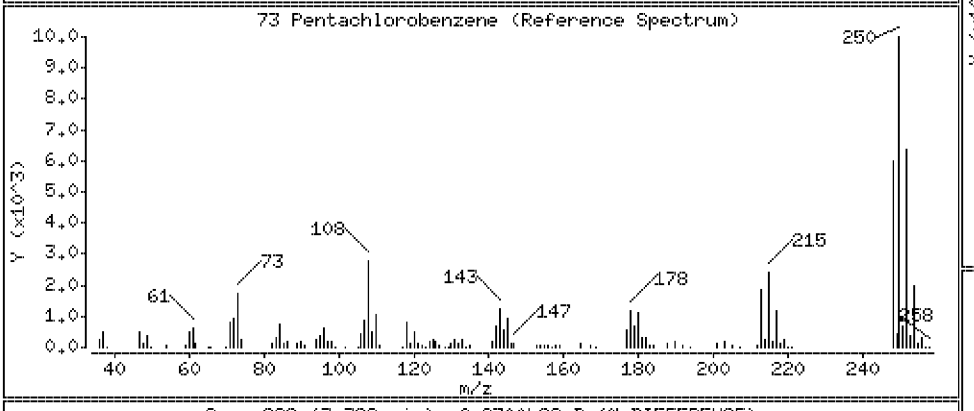

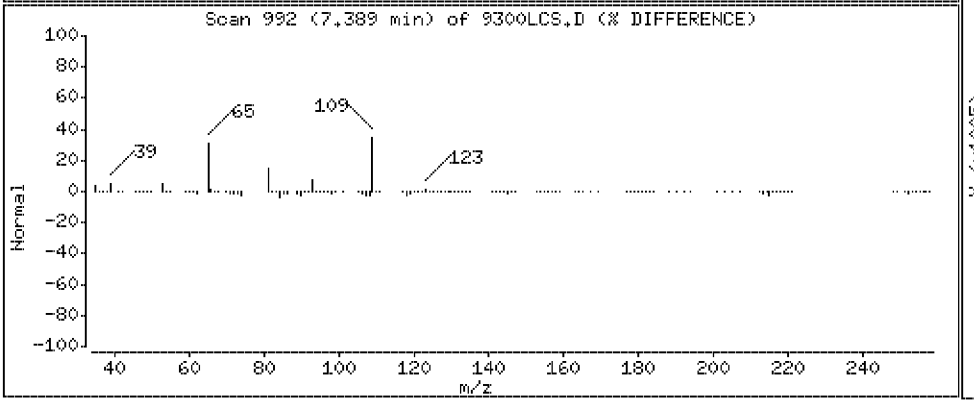

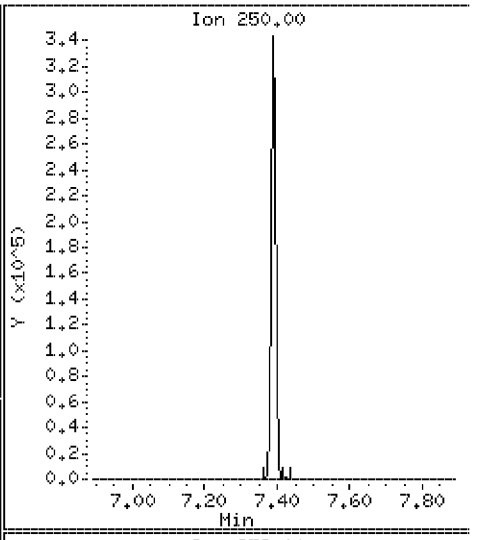

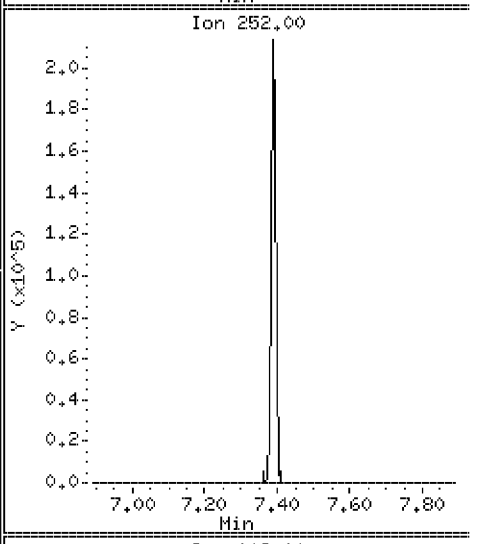

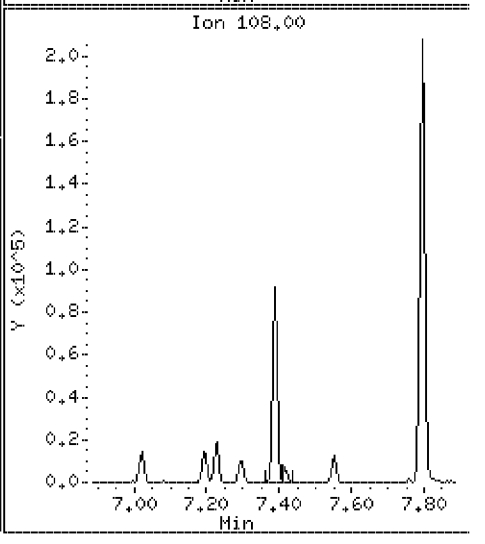

Data File: \\Svecd04\DD\chem\smsd03.i\S3050312.b\9300LCS.D

Date : 03-MAY-2012 14:27

Client ID: 128825LCS

Instrument: smsd03.i

Sample Info: SW128825LCS

Operator: PEL

Column phase: HPMS-5

Column diameter: 0.25

74 4-Nitrophenol

Concentration: 2000 ug/kg

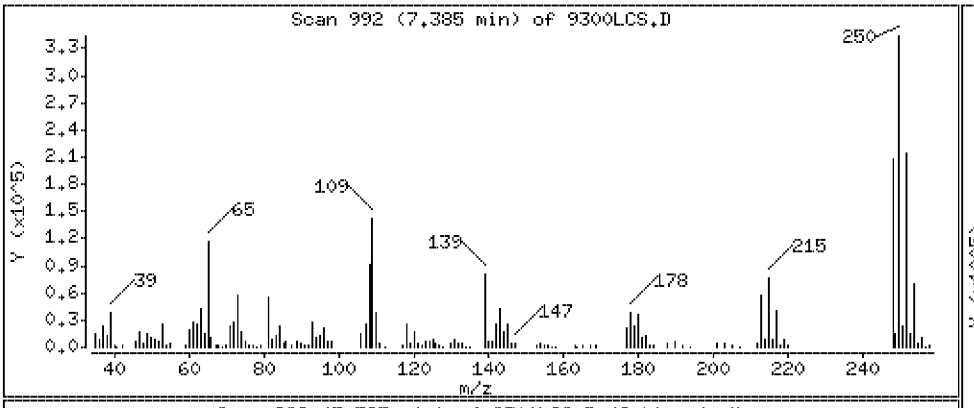

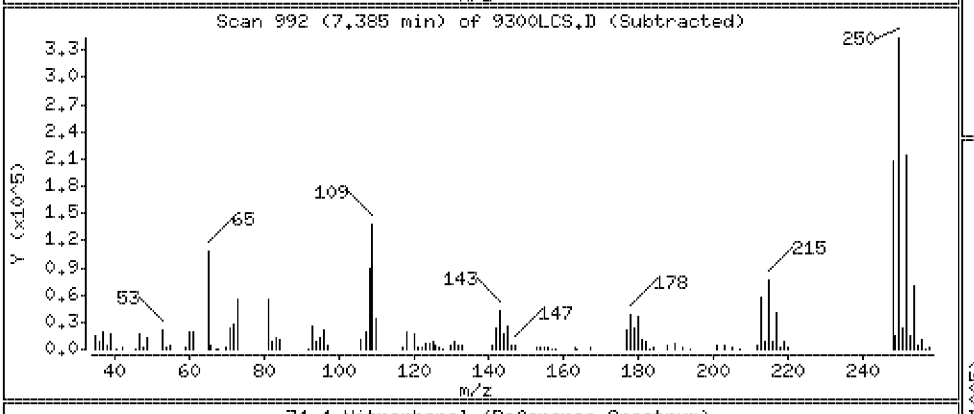

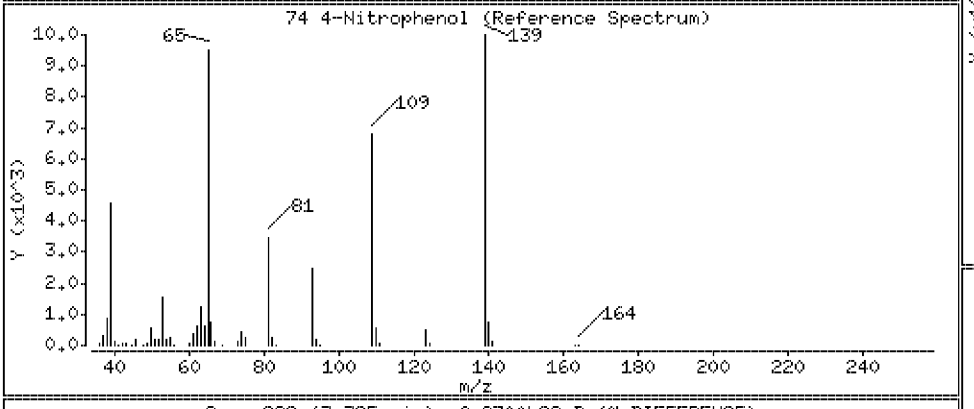

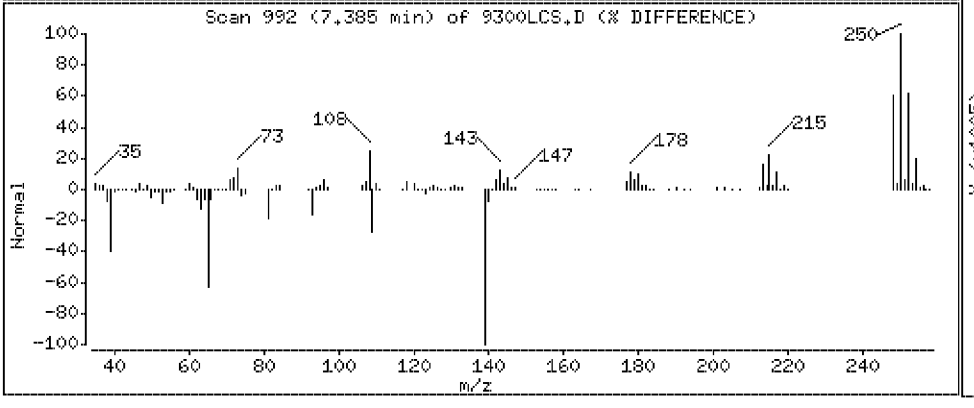

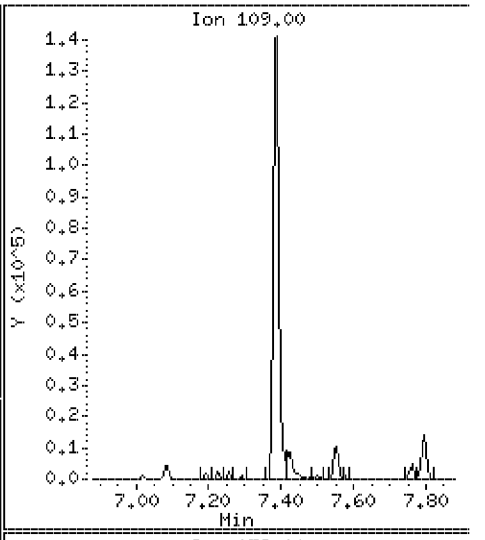

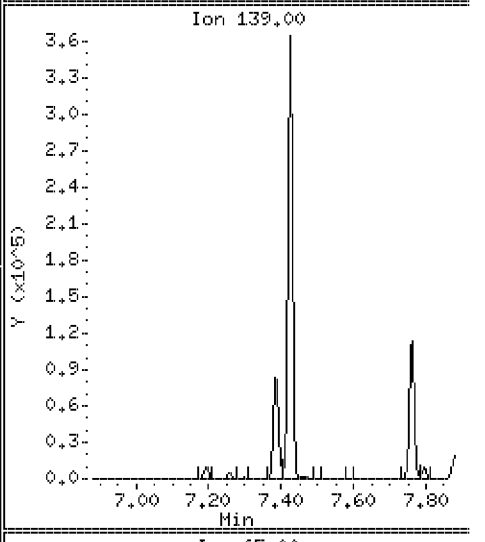

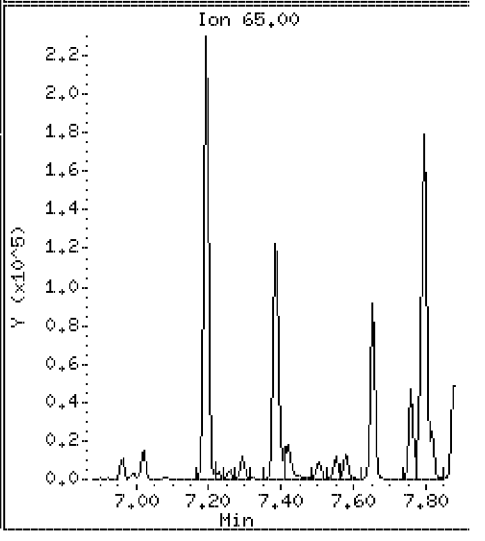

Data File: \\Svecd04\DD\chem\smsd03.i\S3050312.b\9300LCS.D

Date : 03-MAY-2012 14:27

Client ID: 128825LCS

Instrument: smsd03.i

Sample Info: SW128825LCS

Operator: PEL

Column phase: HPMS-5

Column diameter: 0.25

75 Dibenzofuran

Concentration: 1700 ug/kg

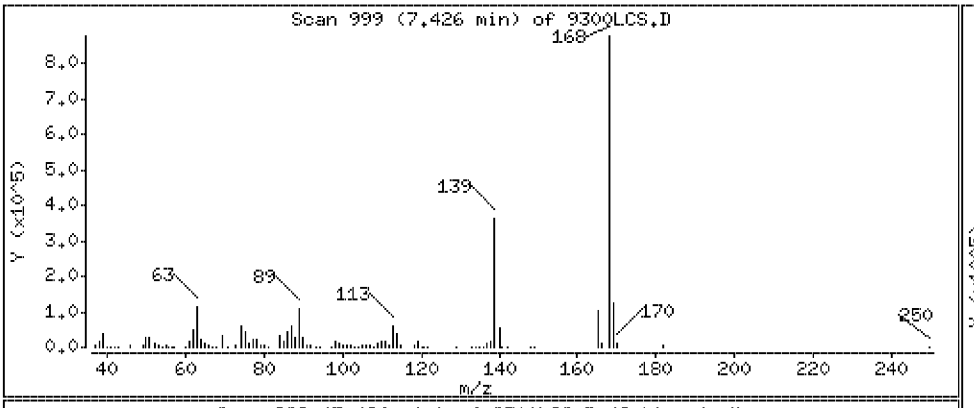

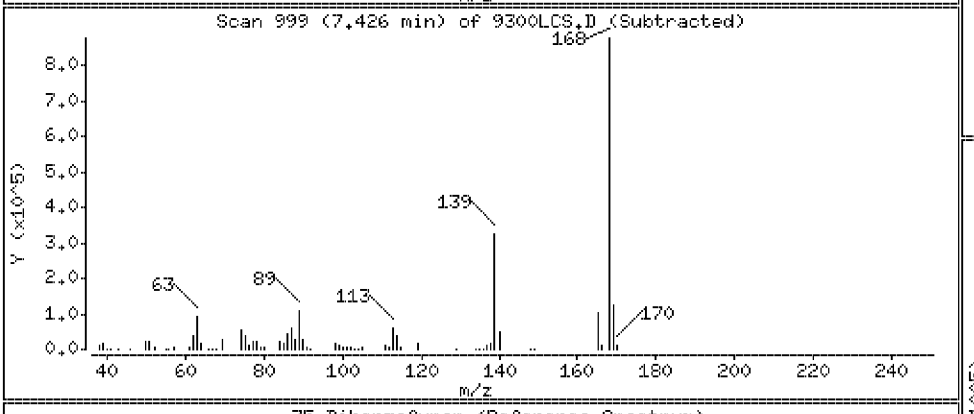

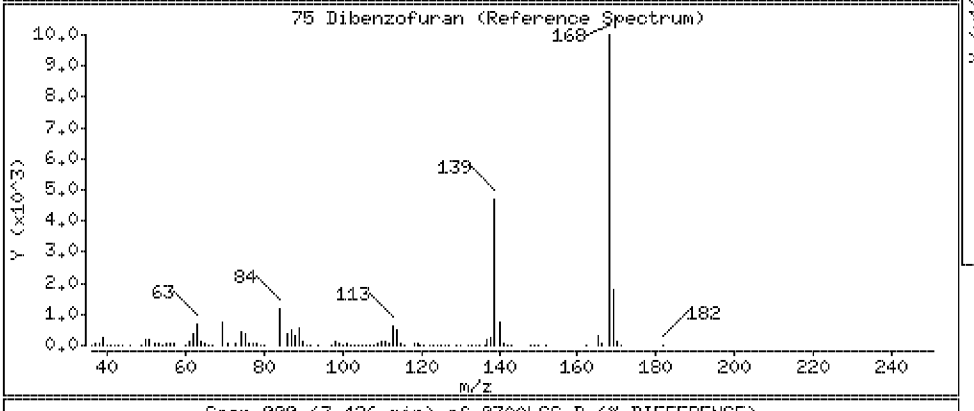

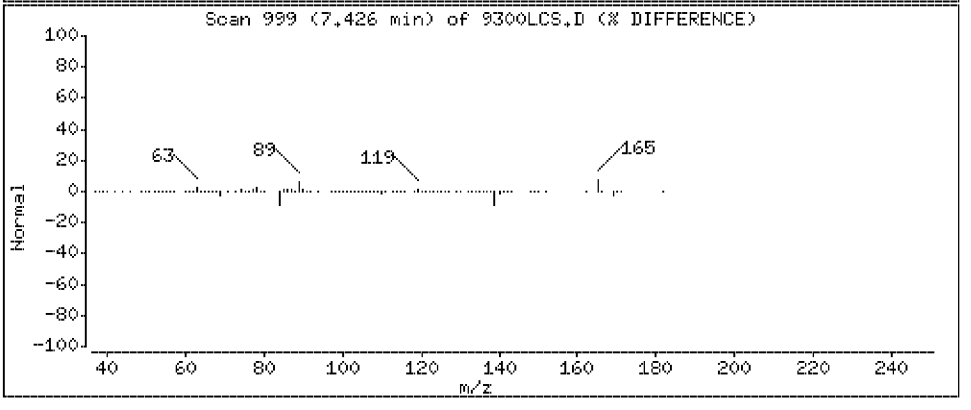

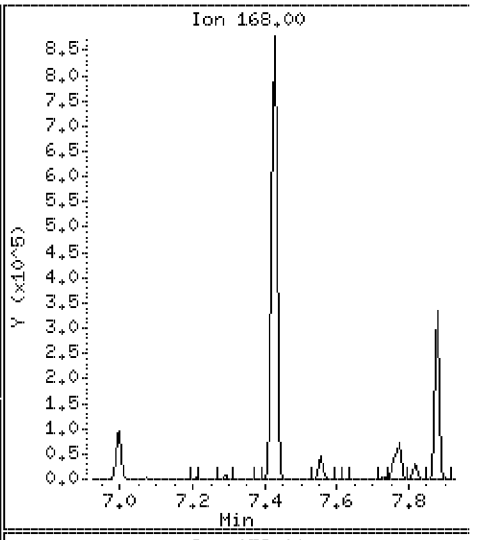

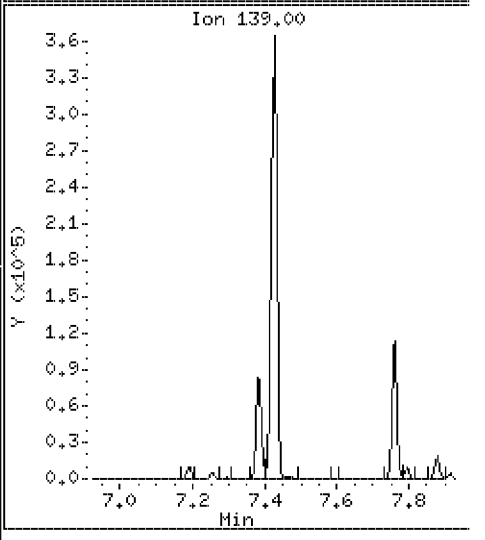

Data File: \\Svecd04\DD\chem\smsd03.i\S3050312.b\9300LCS.D

Date : 03-MAY-2012 14:27

Client ID: 128825LCS

Instrument: smsd03.i

Sample Info: SW128825LCS

Operator: PEL

Column phase: HPMS-5

Column diameter: 0.25

76 2,4-Dinitrotoluene

Concentration: 1740 ug/kg

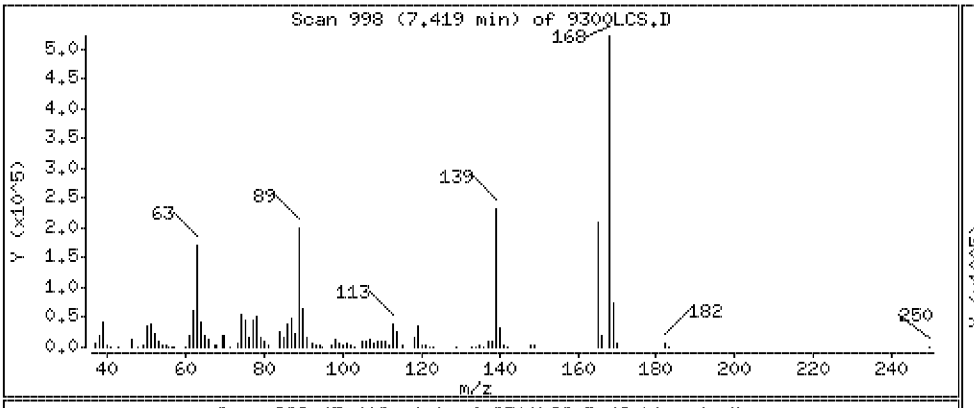

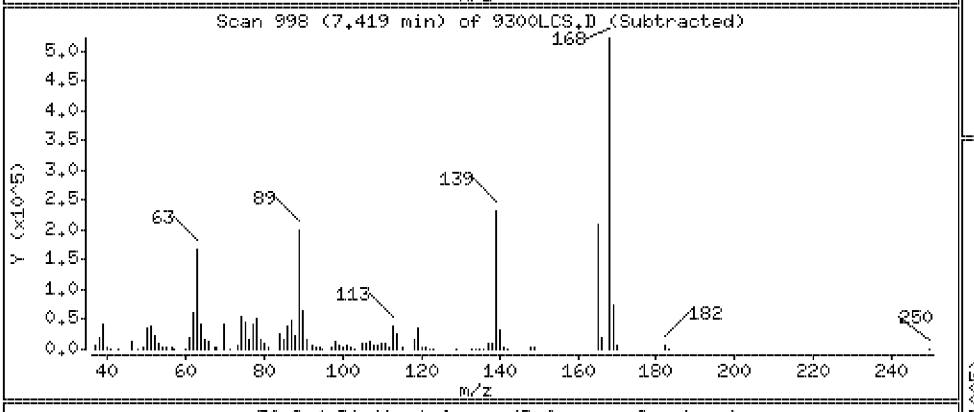

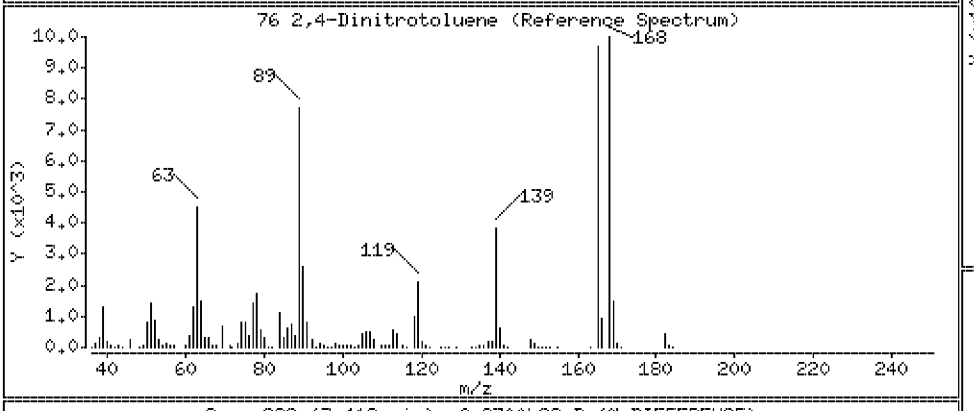

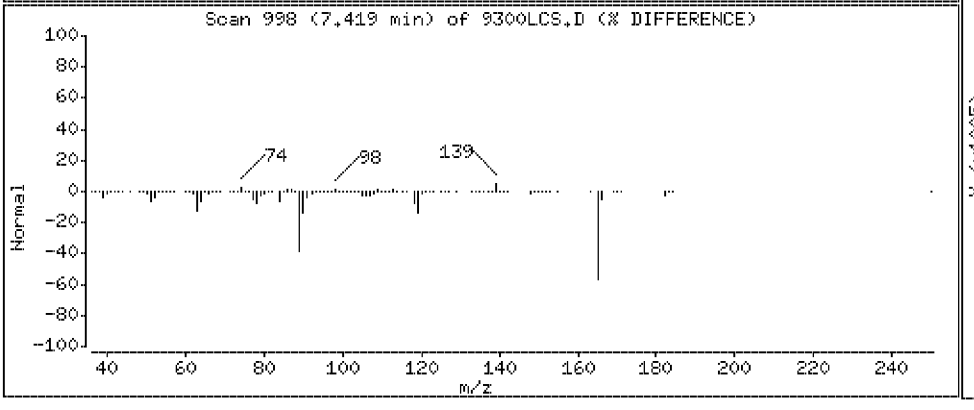

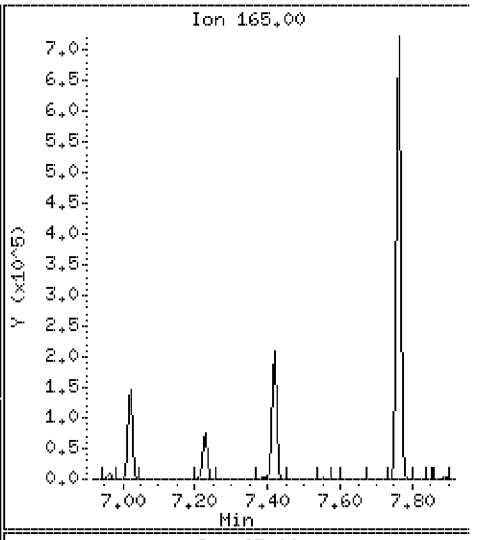

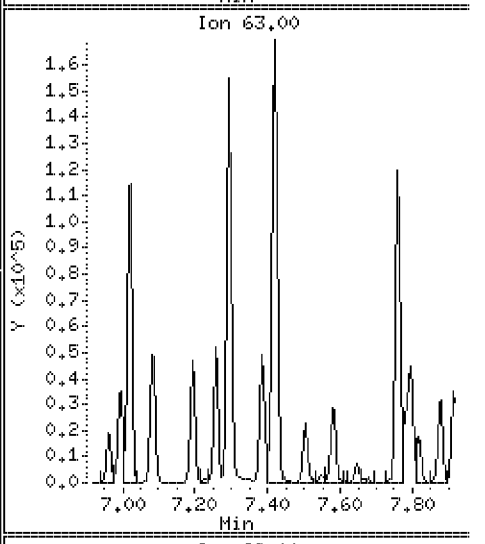

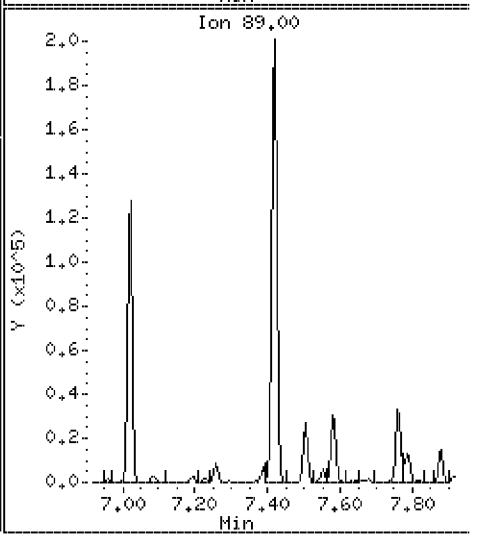

Data File: \\Svecd04\DD\chem\smsd03.i\S3050312.b\9300LCS.D

Date : 03-MAY-2012 14:27

Client ID: 128825LCS

Instrument: smsd03.i

Sample Info: SW128825LCS

Operator: PEL

Column phase: HPMS-5

Column diameter: 0.25

77 1-Naphthylamine

Concentration: 1050 ug/kg

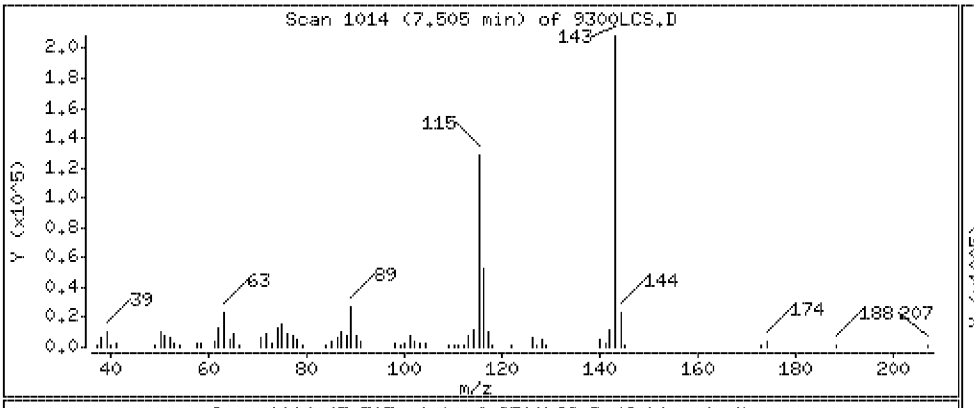

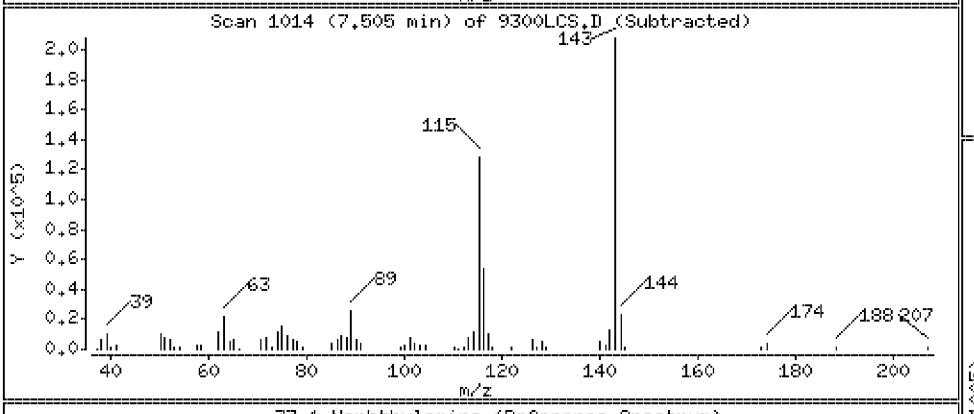

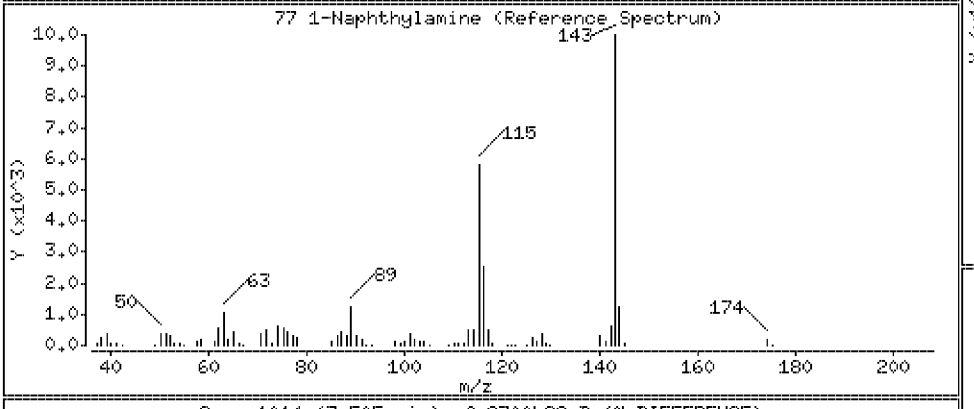

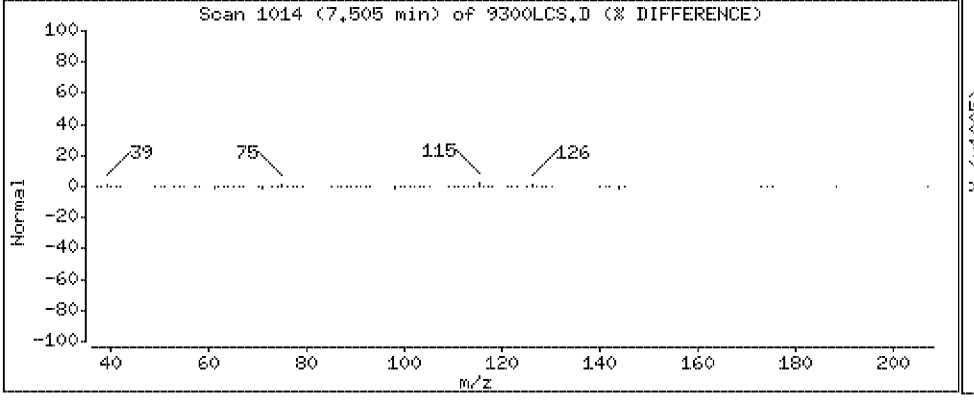

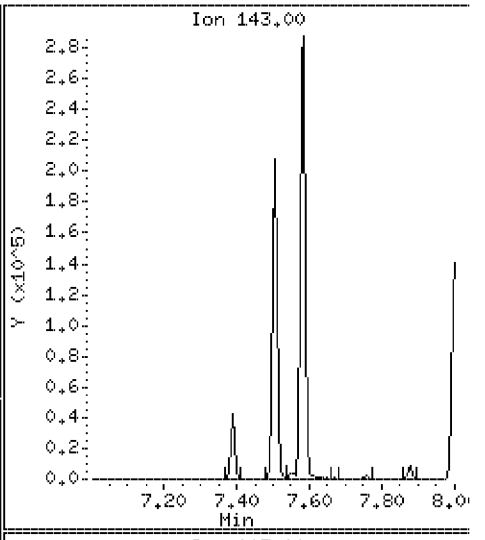

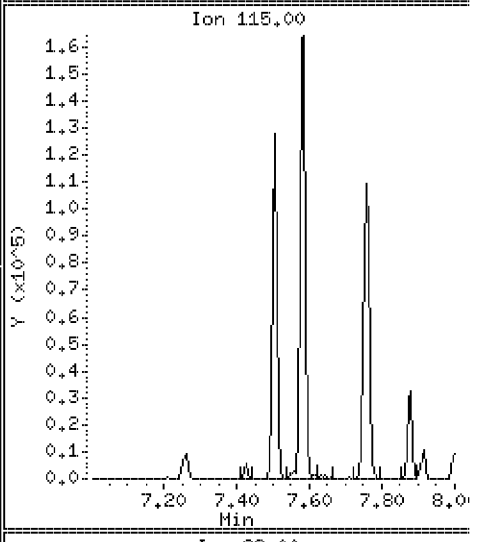

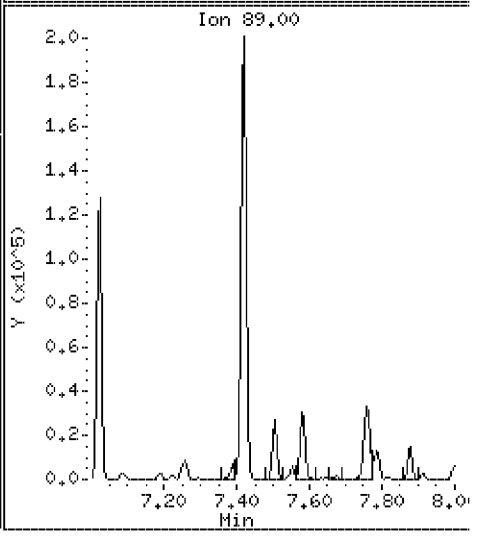

Data File: \\Svecd04\DD\chem\smsd03.i\S3050312.b\9300LCS.D

Date : 03-MAY-2012 14:27

Client ID: 128825LCS

Instrument: smsd03.i

Sample Info: SW128825LCS

Operator: PEL

Column phase: HPMS-5

Column diameter: 0.25

78 2,3,4,6-Tetrachlorophenol

Concentration: 1530 ug/kg

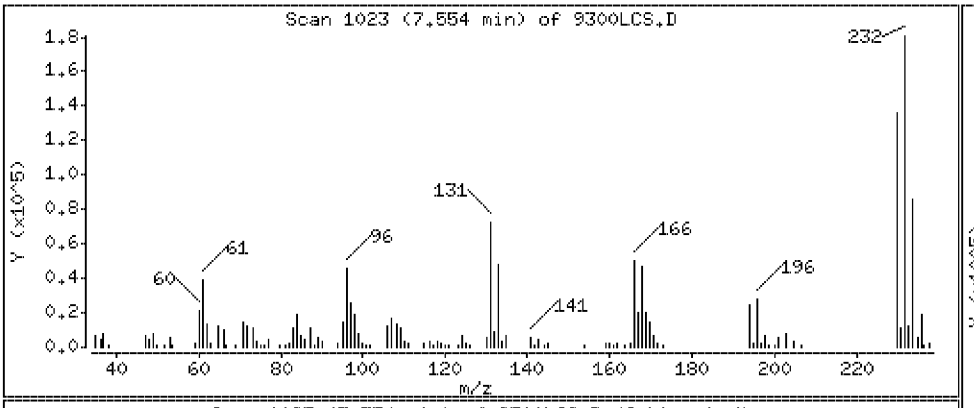

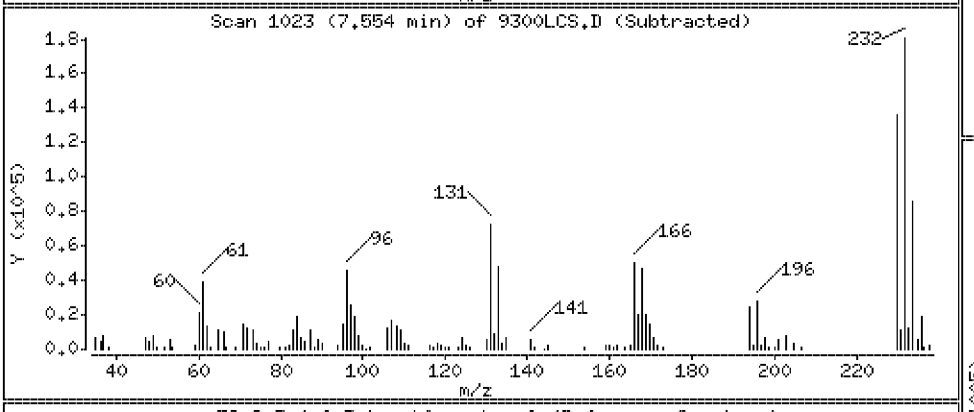

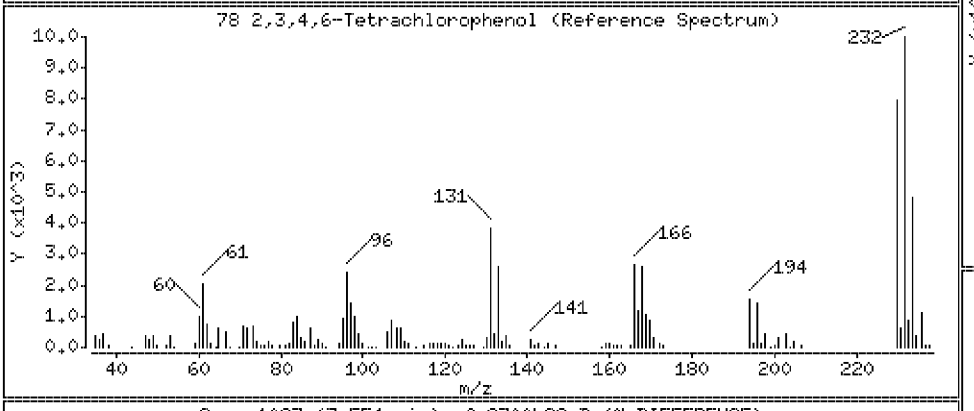

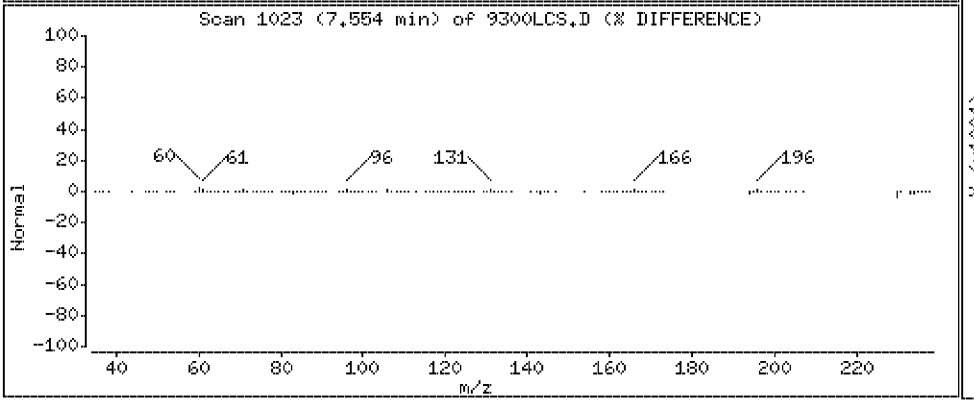

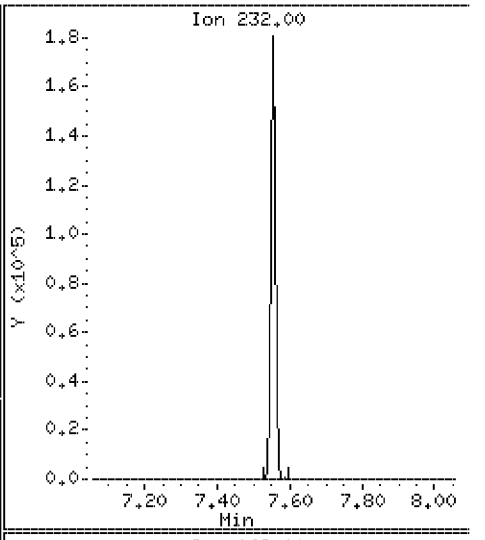

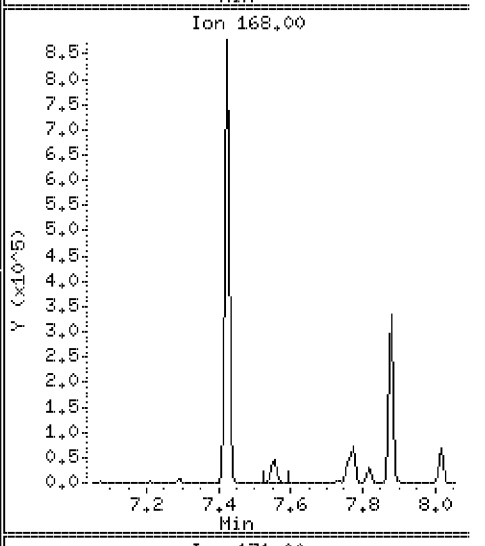

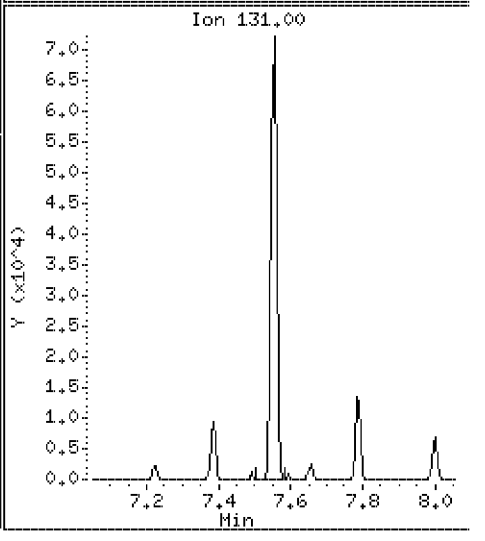

Data File: \\Svecd04\DD\chem\smsd03.i\S3050312.b\9300LCS.D

Date : 03-MAY-2012 14:27

Client ID: 128825LCS

Instrument: smsd03.i

Sample Info: SW128825LCS

Operator: PEL

Column phase: HPMS-5

Column diameter: 0.25

79 2-Naphthylamine

Concentration: 1200 ug/kg

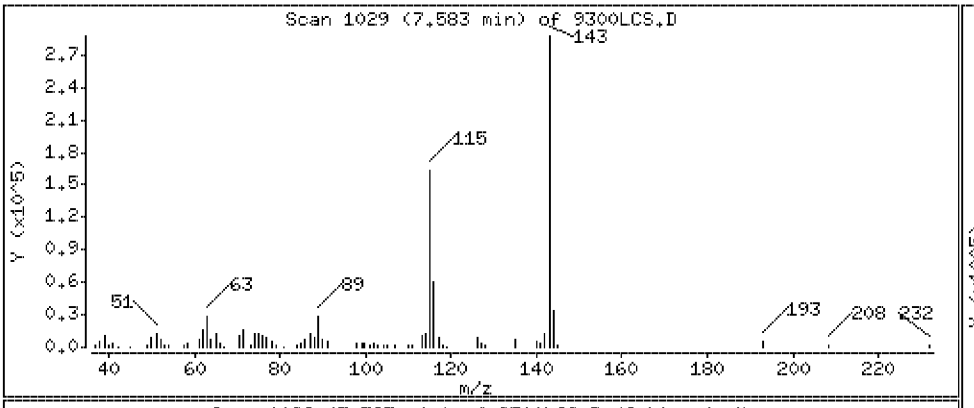

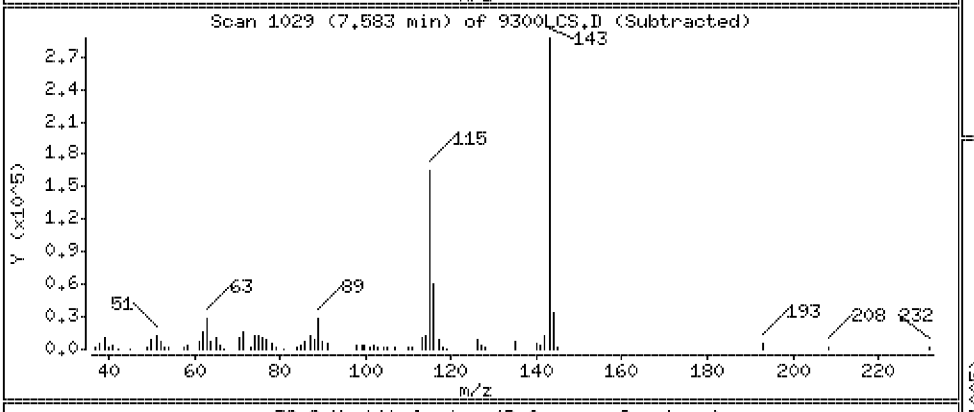

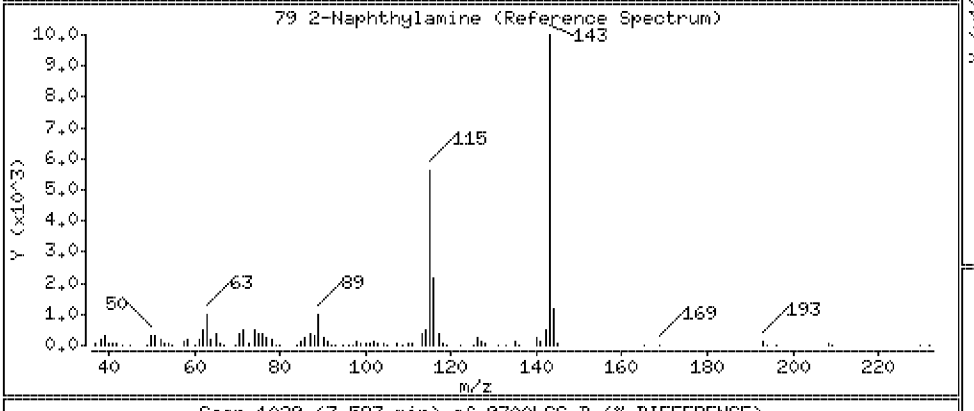

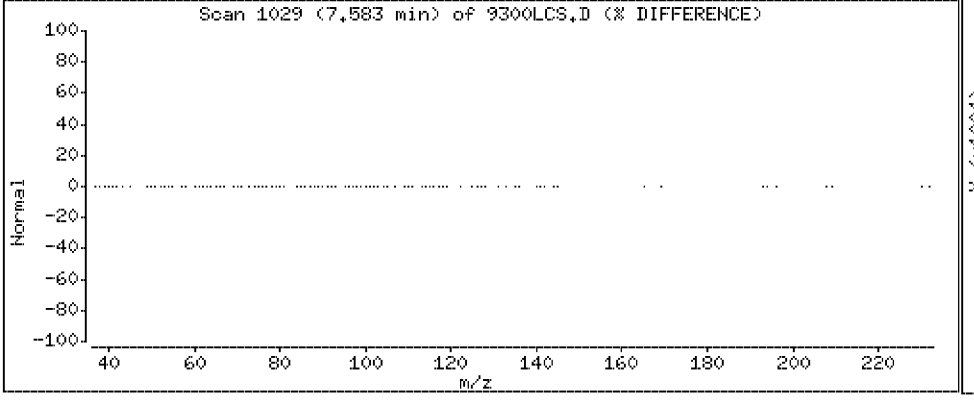

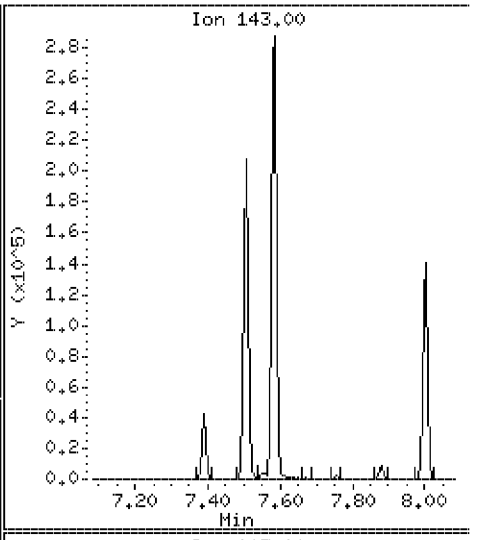

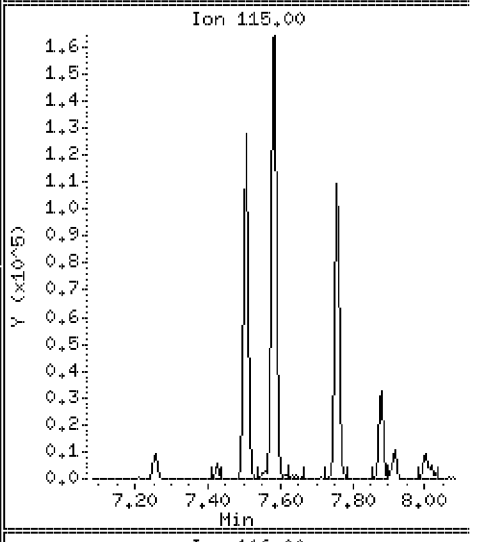

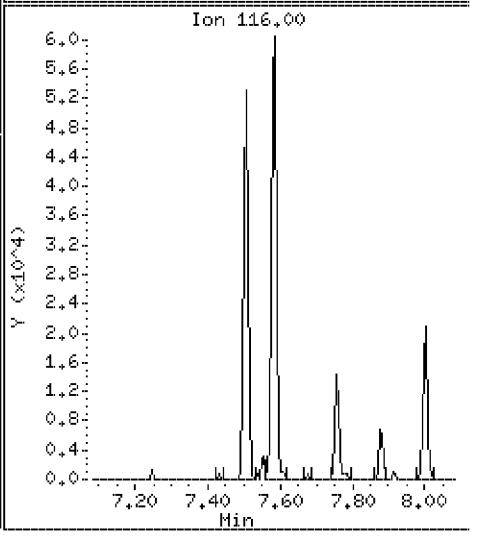

Data File: \\Svecd04\DD\chem\smsd03.i\S3050312.b\9300LCS.D

Date : 03-MAY-2012 14:27

Client ID: 128825LCS

Instrument: smsd03.i

Sample Info: SW128825LCS

Operator: PEL

Column phase: HPMS-5

Column diameter: 0.25

80 Diethylphthalate

Concentration: 1820 ug/kg

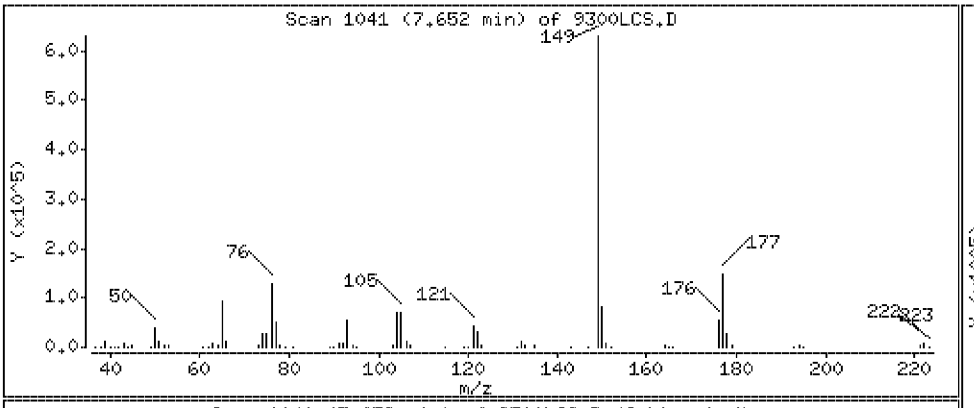

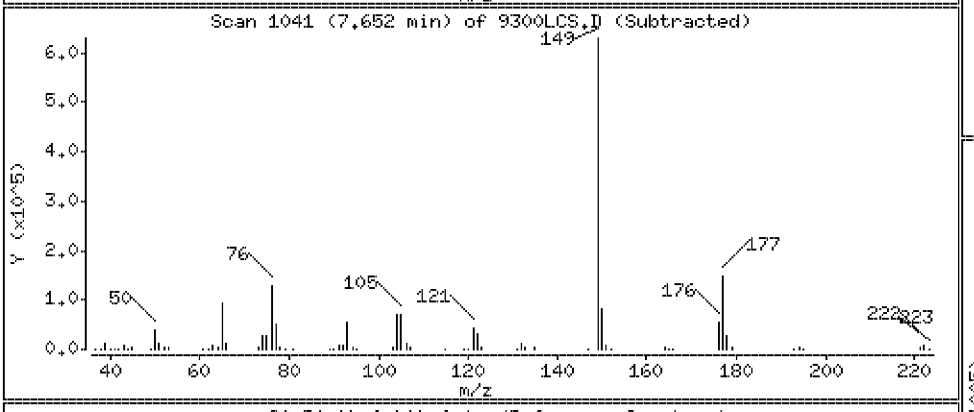

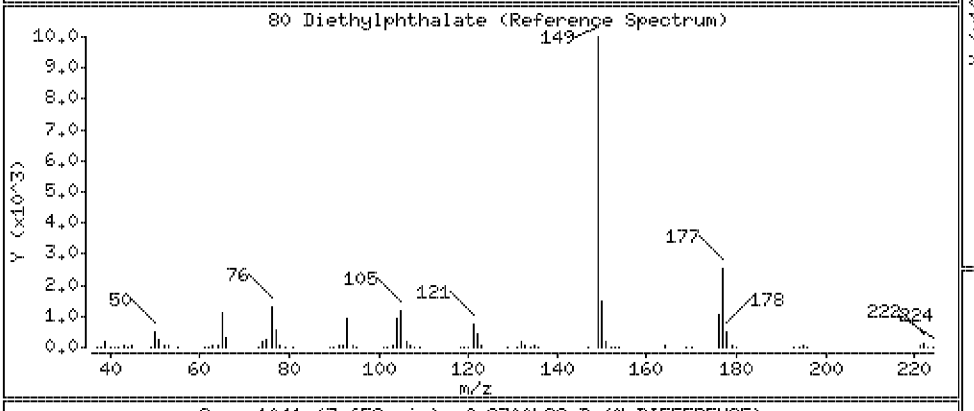

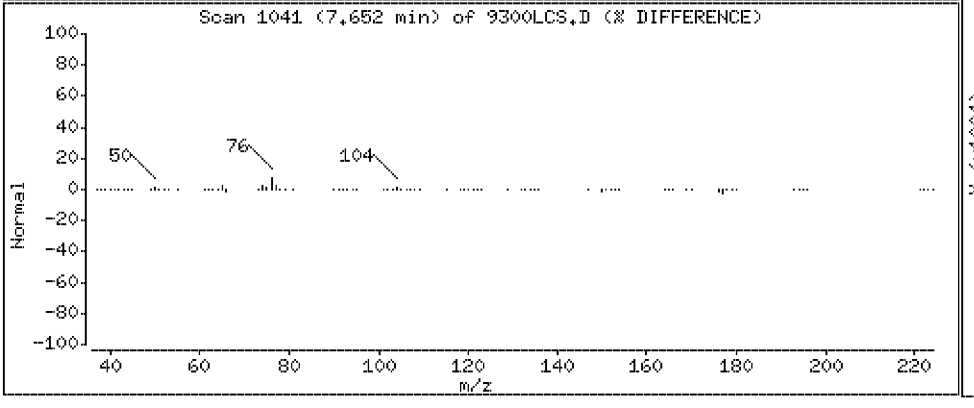

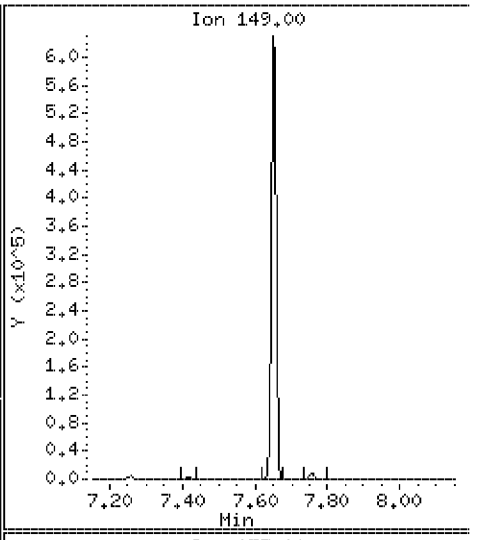

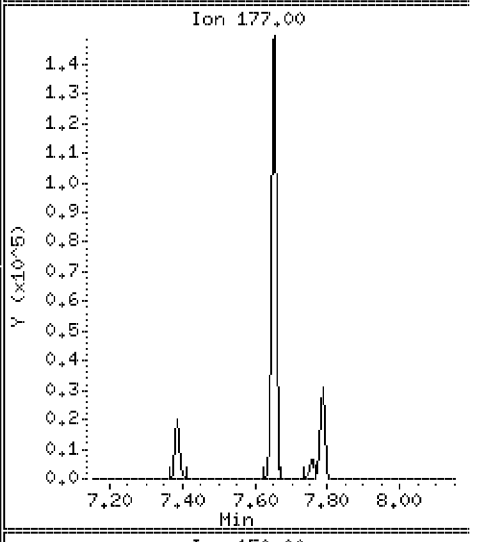

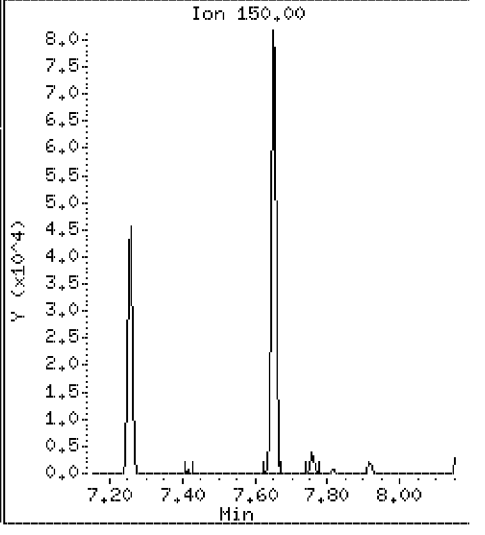

Data File: \\Svecd04\DD\chem\smsd03.i\S3050312.b\9300LCS.D

Date : 03-MAY-2012 14:27

Client ID: 128825LCS

Instrument: smsd03.i

Sample Info: SW128825LCS

Operator: PEL

Column phase: HPMS-5

Column diameter: 0.25

81 Fluorene

Concentration: 1710 ug/kg

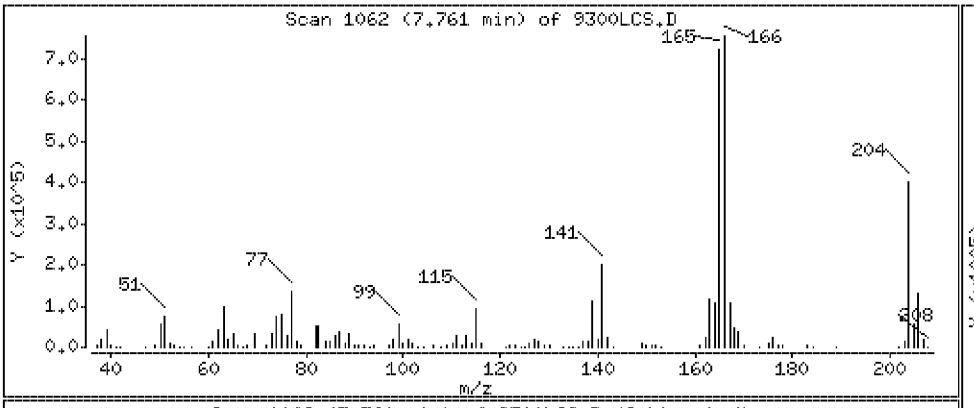

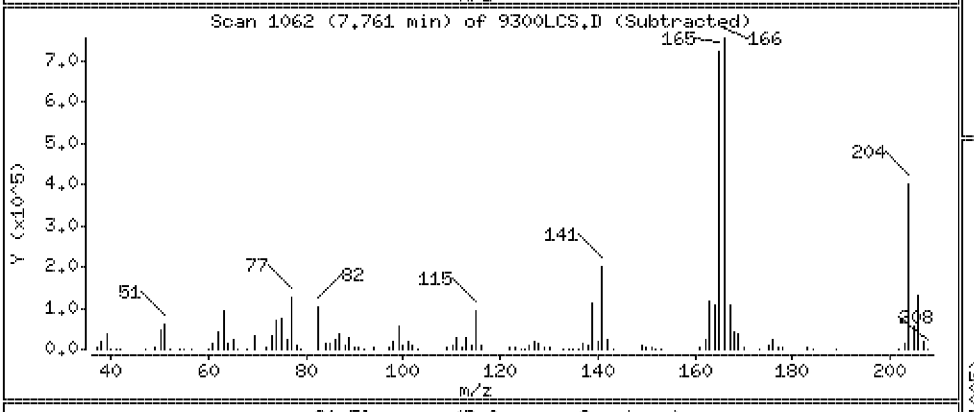

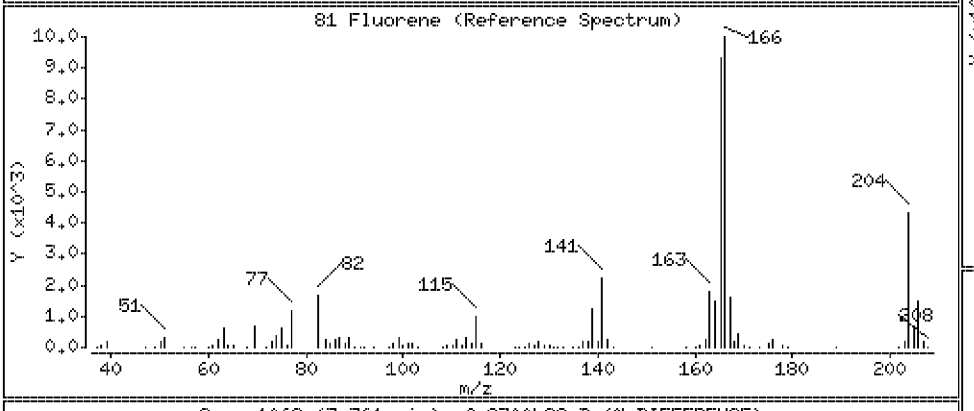

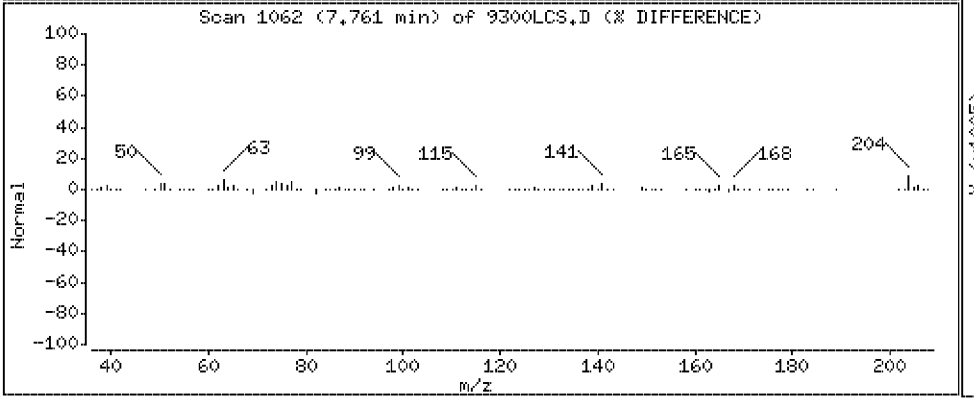

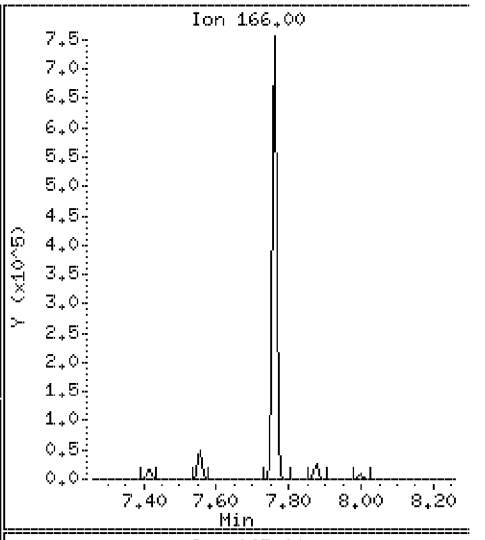

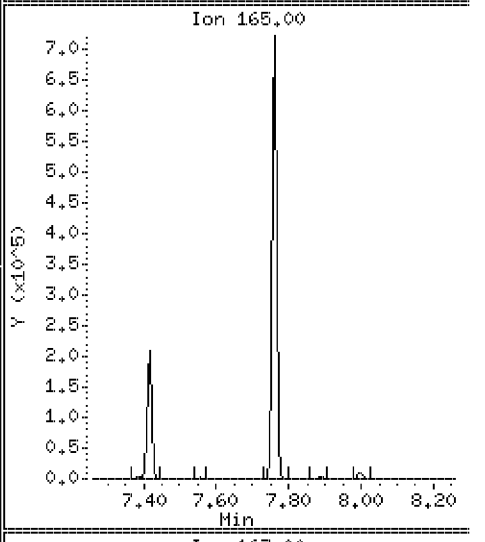

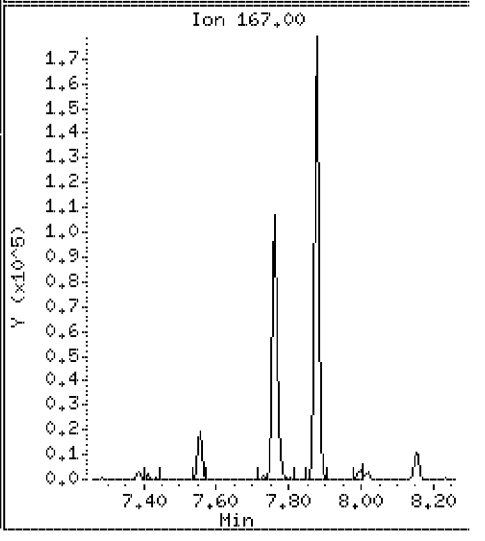

Data File: \\Svecd04\DD\chem\smsd03.i\S3050312.b\9300LCS.D

Date : 03-MAY-2012 14:27

Client ID: 128825LCS

Instrument: smsd03.i

Sample Info: SW128825LCS

Operator: PEL

Column phase: HPMS-5

Column diameter: 0.25

82 4-Chlorophenyl-phenylether

Concentration: 1730 ug/kg

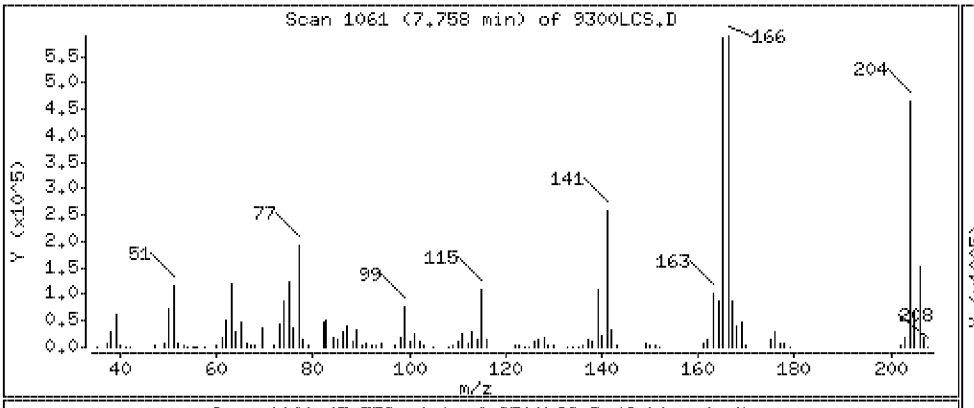

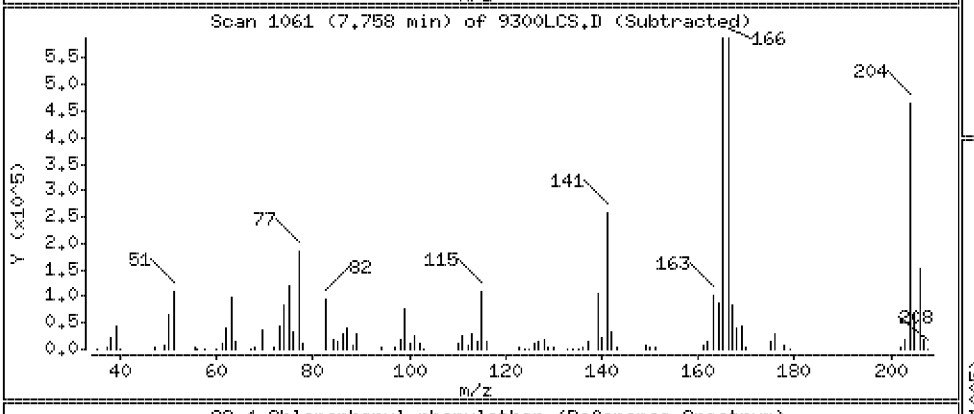

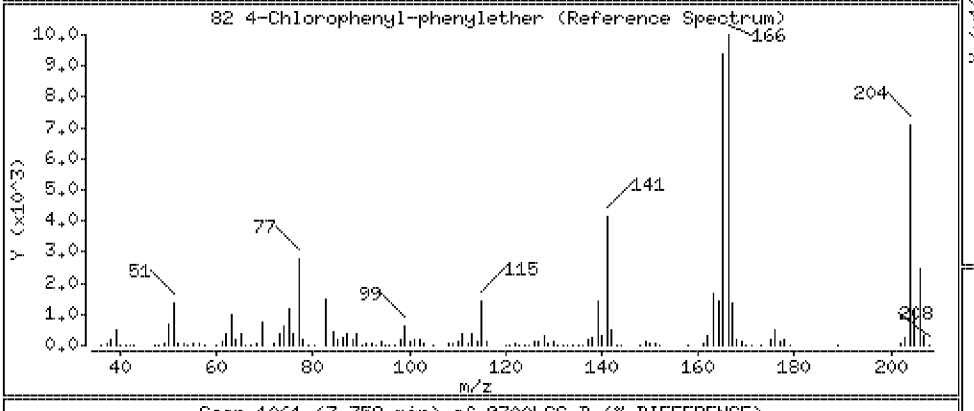

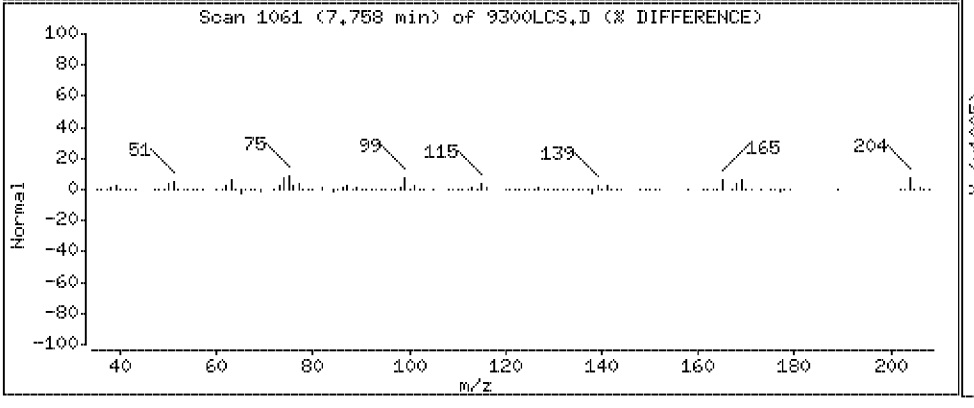

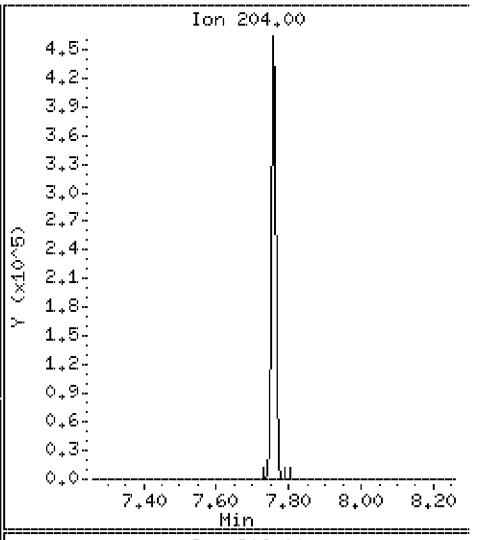

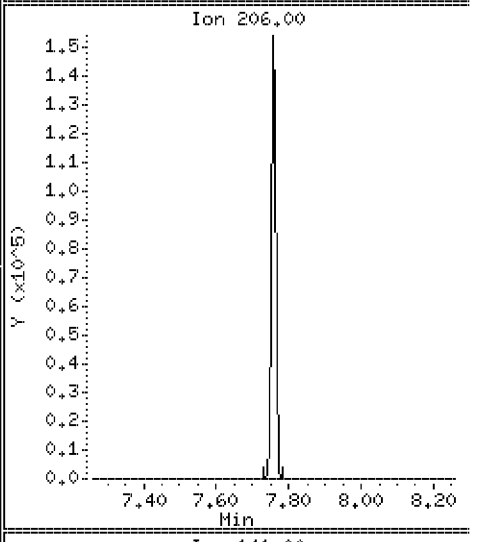

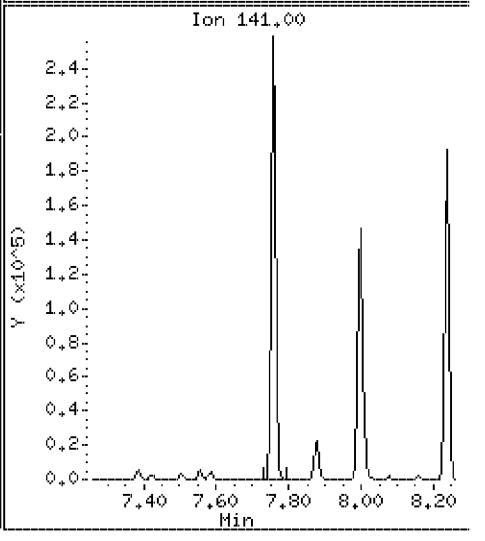

Data File: \\Svecd04\DD\chem\smsd03.i\S3050312.b\9300LCS.D

Date : 03-MAY-2012 14:27

Client ID: 128825LCS

Instrument: smsd03.i

Sample Info: SW128825LCS

Operator: PEL

Column phase: HPMS-5

Column diameter: 0.25

83 5-Nitro-ortho-toluidine

Concentration: 1430 ug/kg

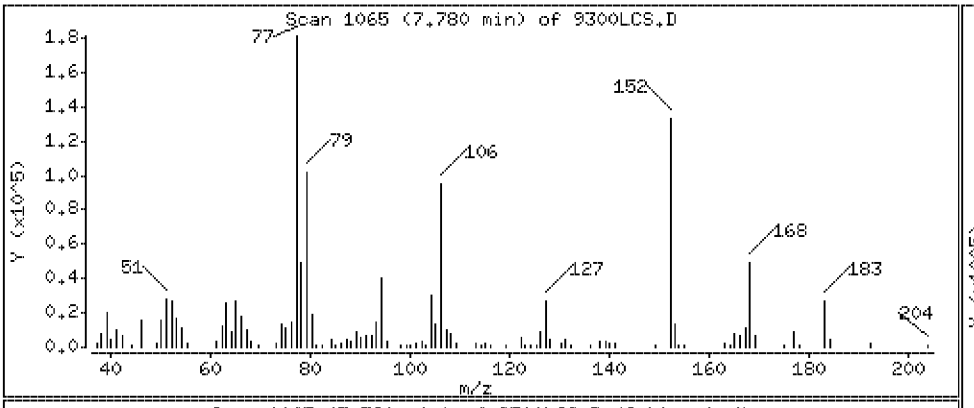

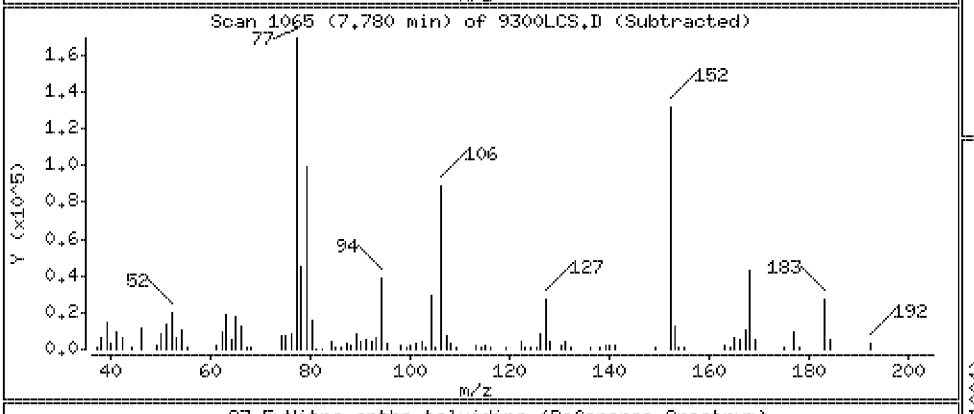

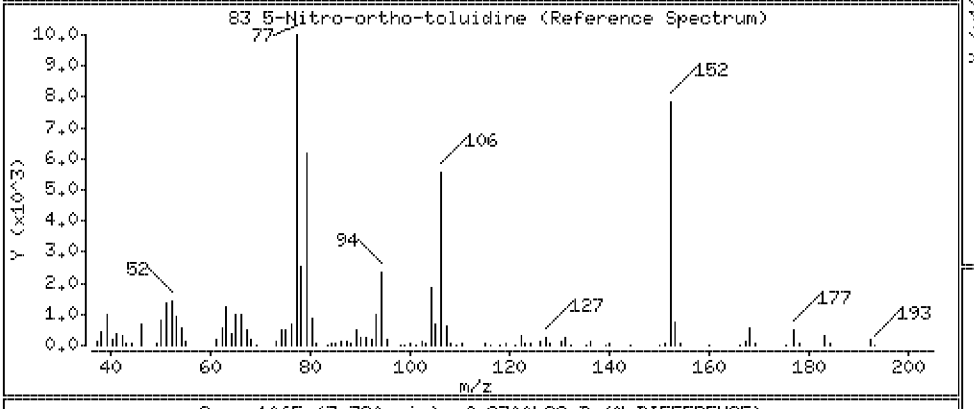

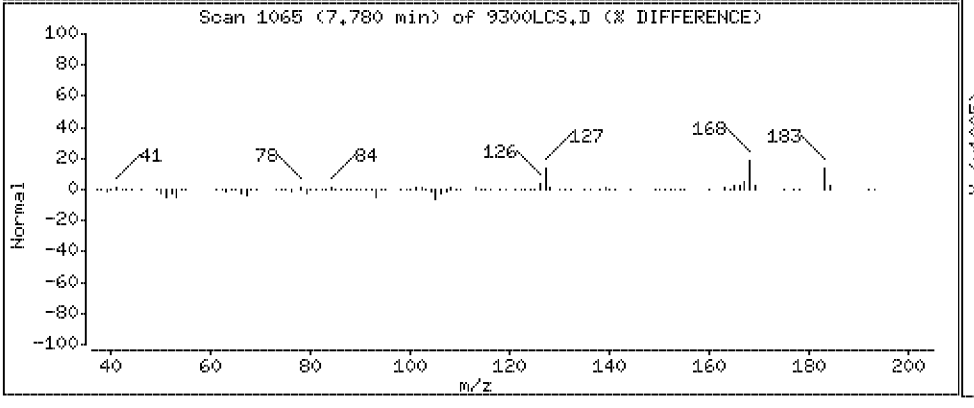

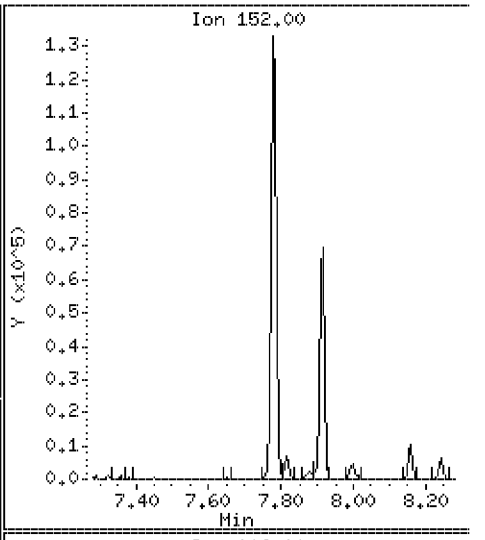

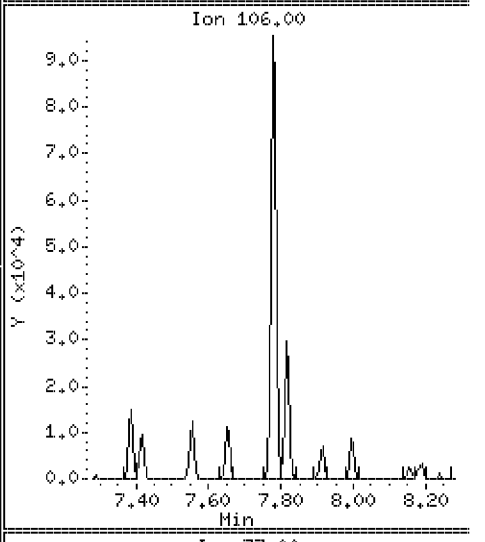

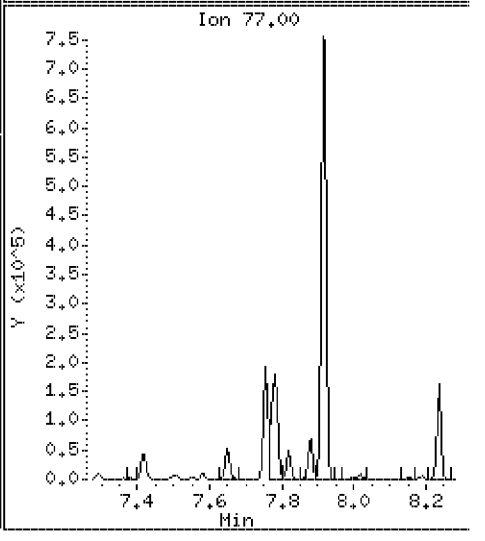

Data File: \\Svecd04\DD\chem\smsd03.i\S3050312.b\9300LCS.D

Date : 03-MAY-2012 14:27

Client ID: 128825LCS

Instrument: smsd03.i

Sample Info: SW128825LCS

Operator: PEL

Column phase: HPMS-5

Column diameter: 0.25

84 4-Nitroaniline

Concentration: 1910 ug/kg

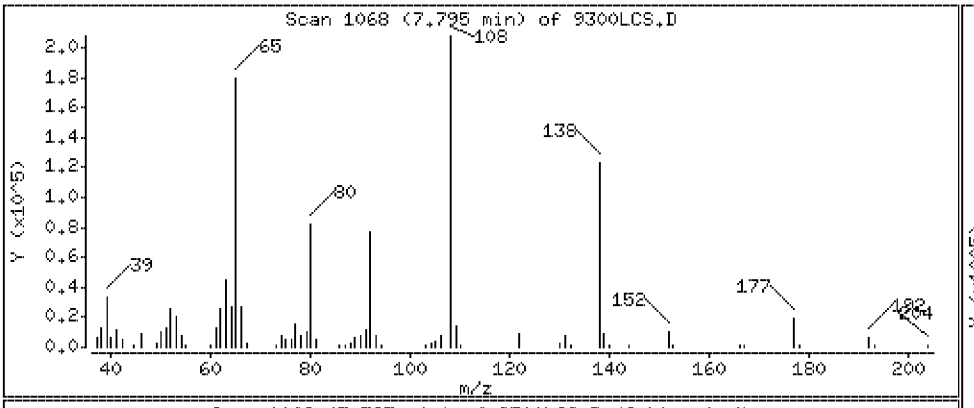

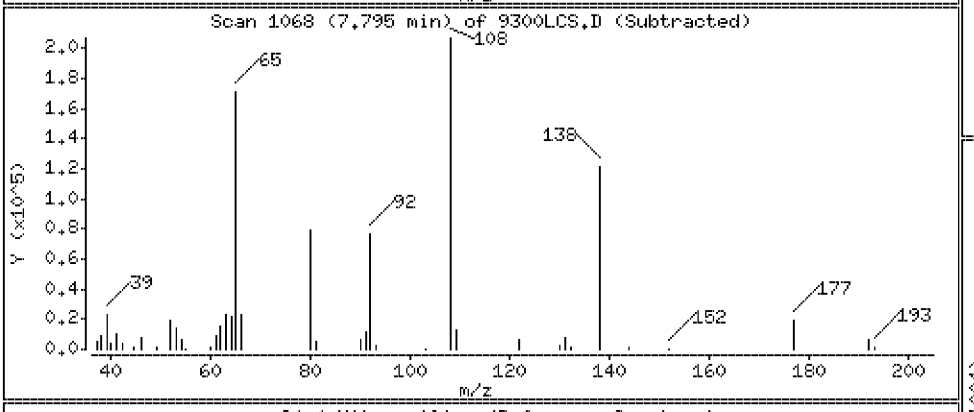

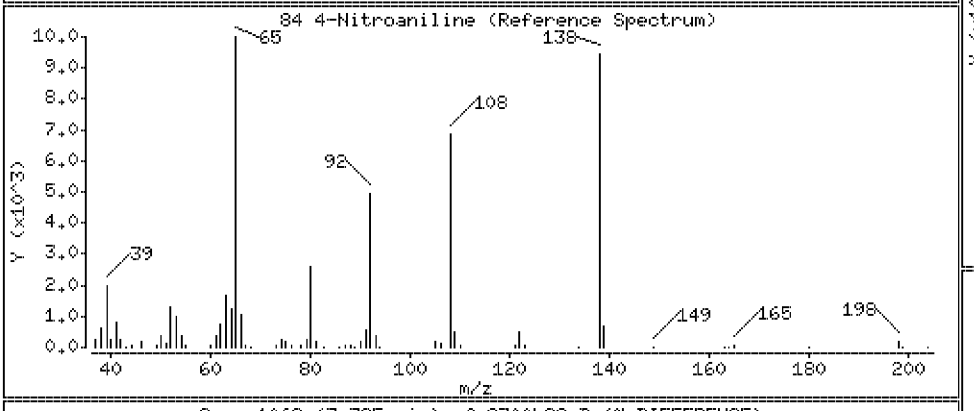

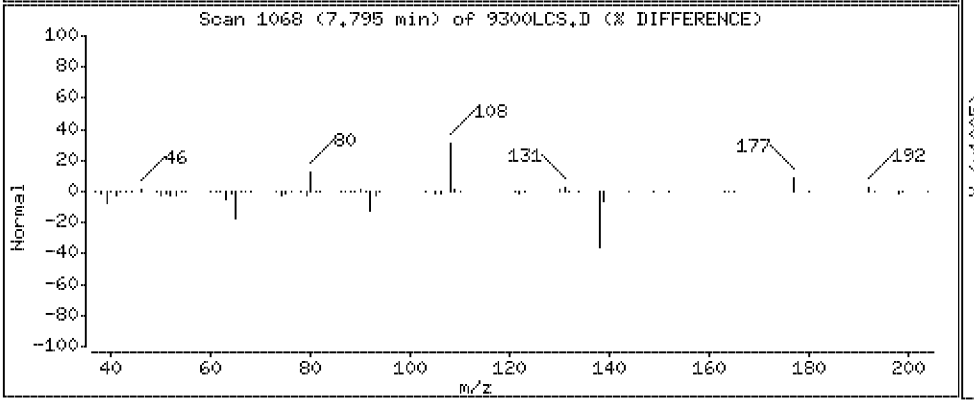

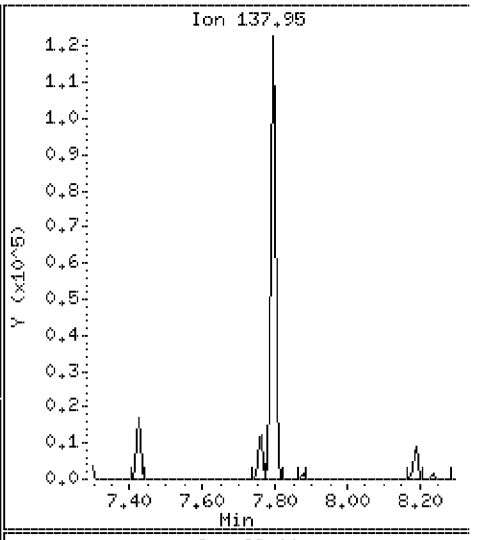

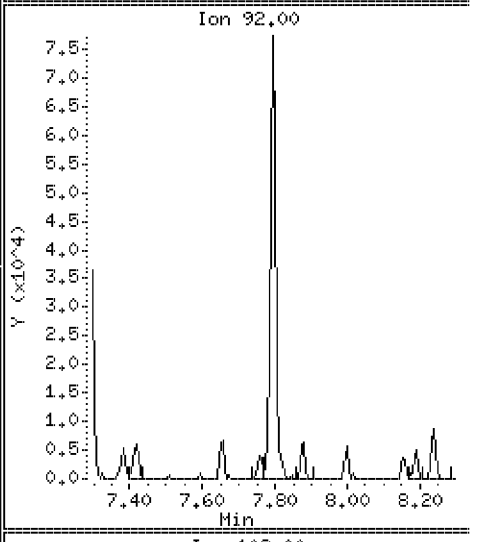

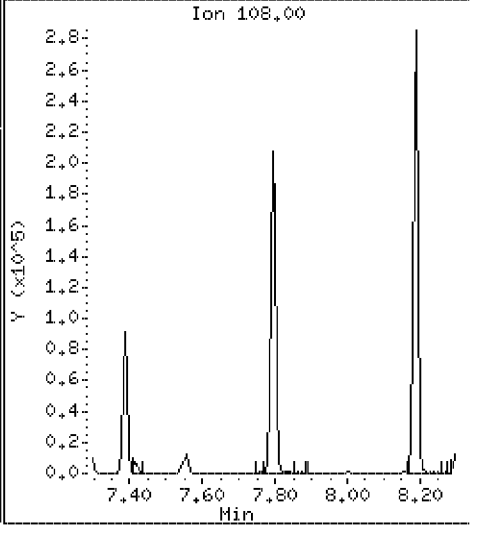

Data File: \\Svecd04\DD\chem\smsd03.i\S3050312.b\9300LCS.D

Date : 03-MAY-2012 14:27

Client ID: 128825LCS

Instrument: smsd03.i

Sample Info: SW128825LCS

Operator: PEL

Column phase: HPMS-5

Column diameter: 0.25

85 4,6-Dinitro-2-methylphenol

Concentration: 1490 ug/kg

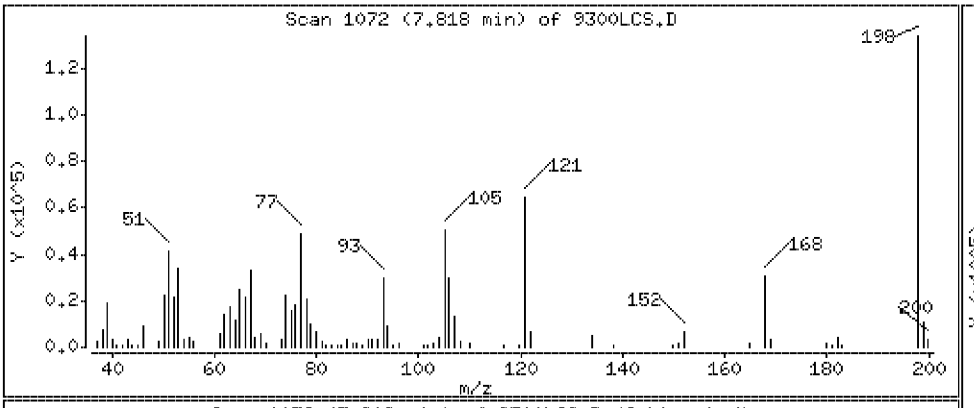

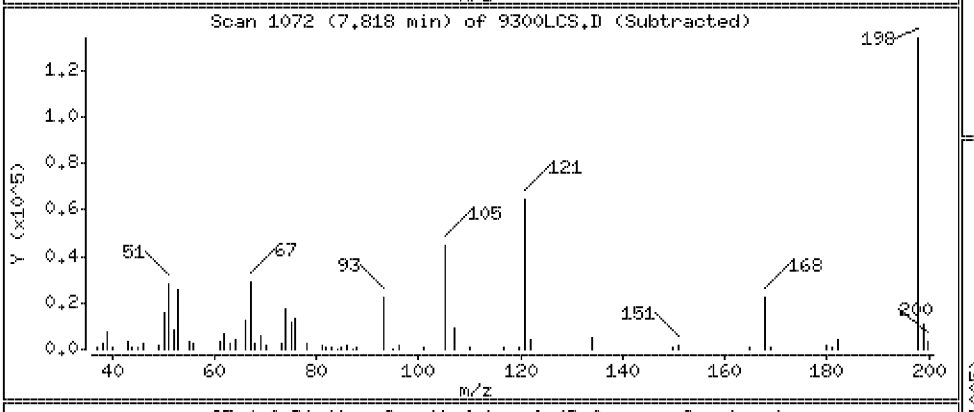

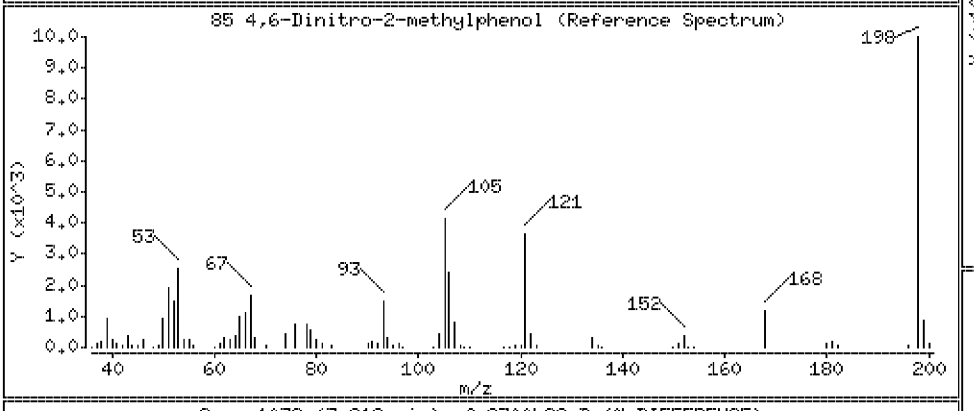

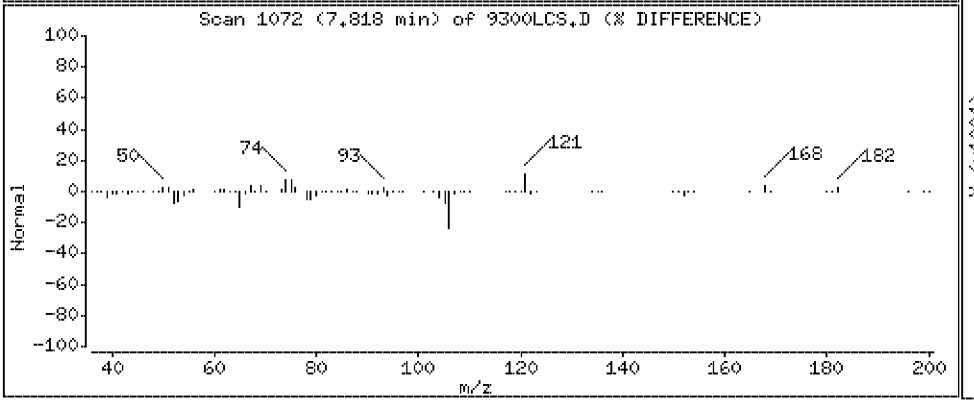

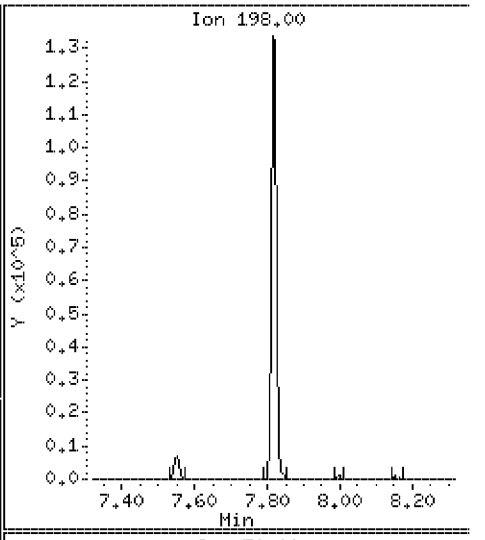

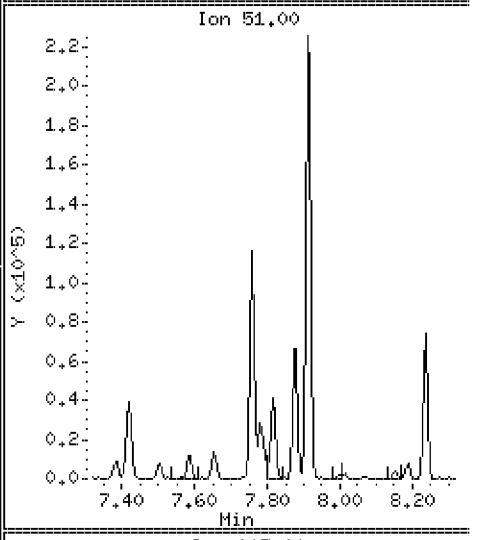

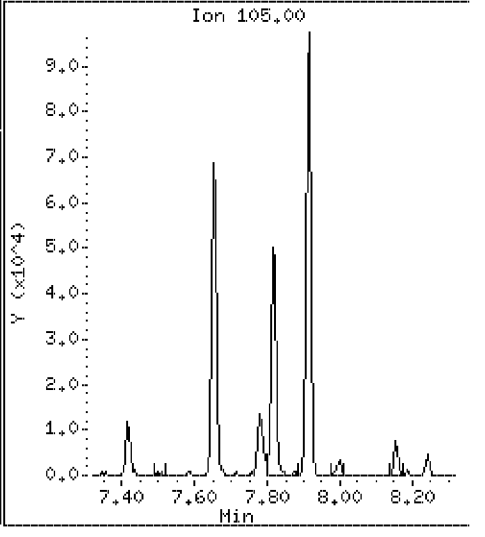

Data File: \\Svecd04\DD\chem\smsd03.i\S3050312.b\9300LCS.D

Date : 03-MAY-2012 14:27

Client ID: 128825LCS

Instrument: smsd03.i

Sample Info: SW128825LCS

Operator: PEL

Column phase: HPMS-5

Column diameter: 0.25

86 N-Nitrosodiphenylamine

Concentration: 1650 ug/kg

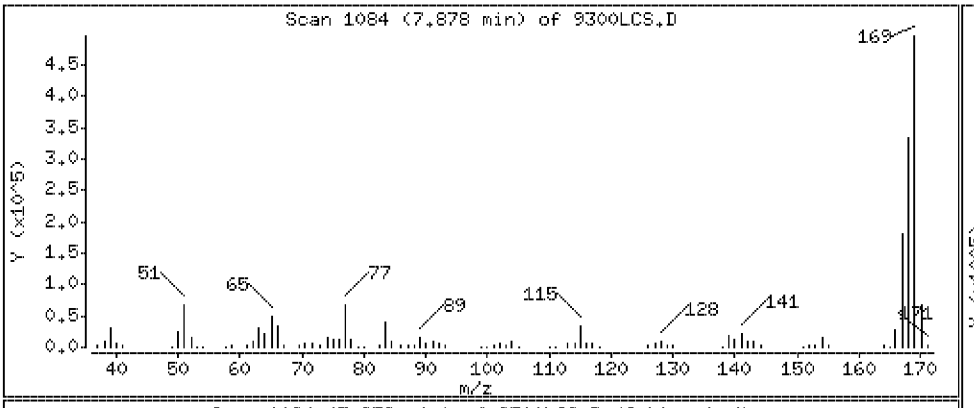

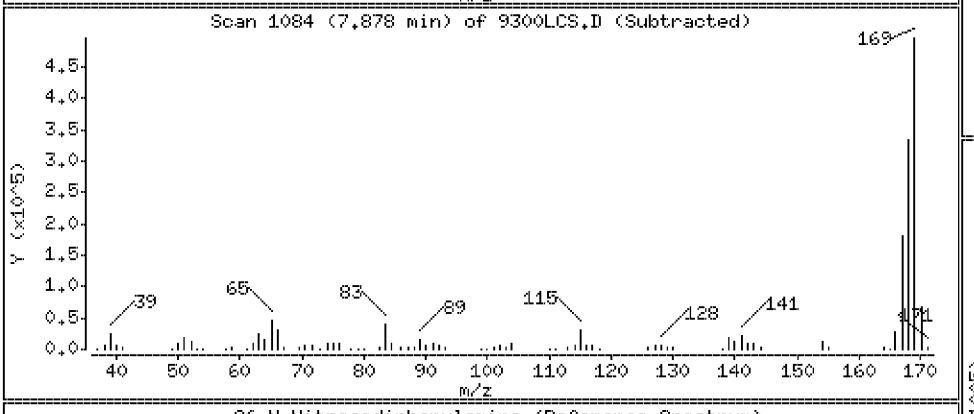

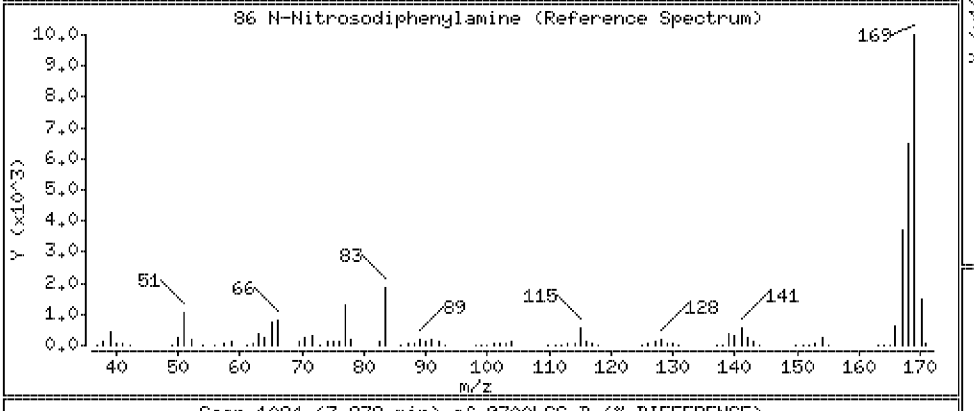

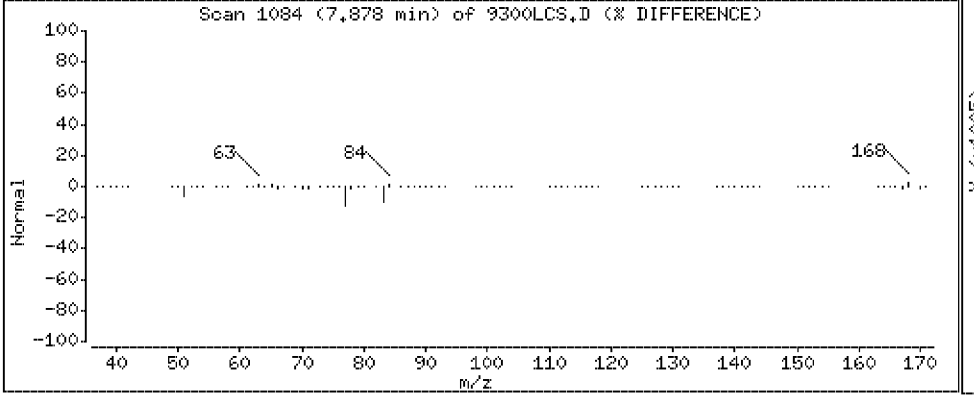

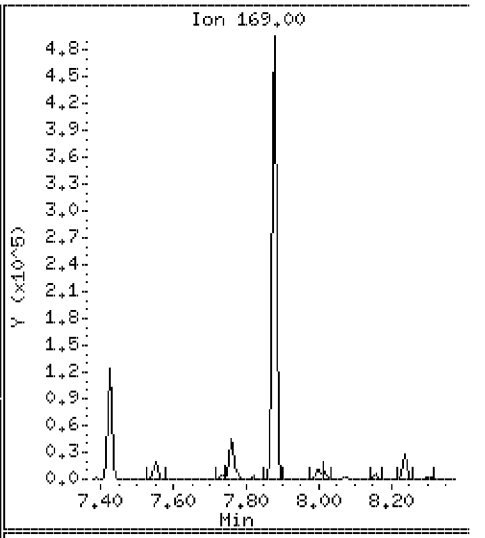

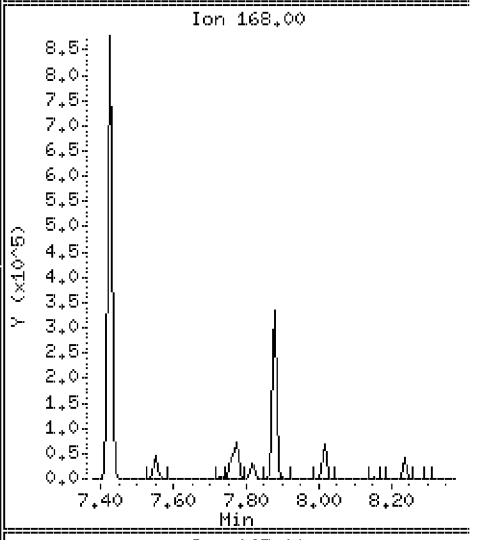

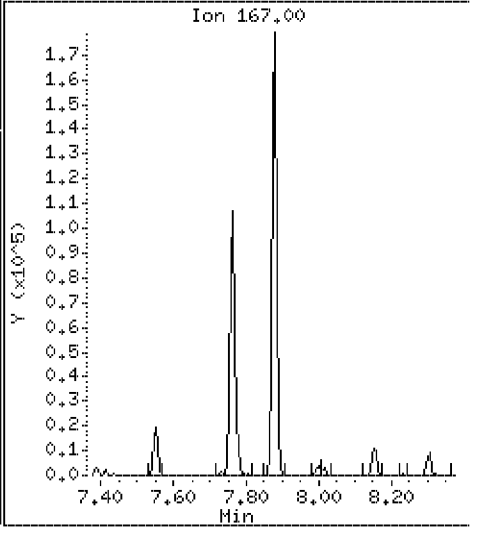

Data File: \\Svecd04\DD\chem\smsd03.i\S3050312.b\9300LCS.D

Date : 03-MAY-2012 14:27

Client ID: 128825LCS

Instrument: smsd03.i

Sample Info: SW128825LCS

Operator: PEL

Column phase: HPMS-5

Column diameter: 0.25

87 1,2-Diphenylhydrazine

Concentration: 1950 ug/kg

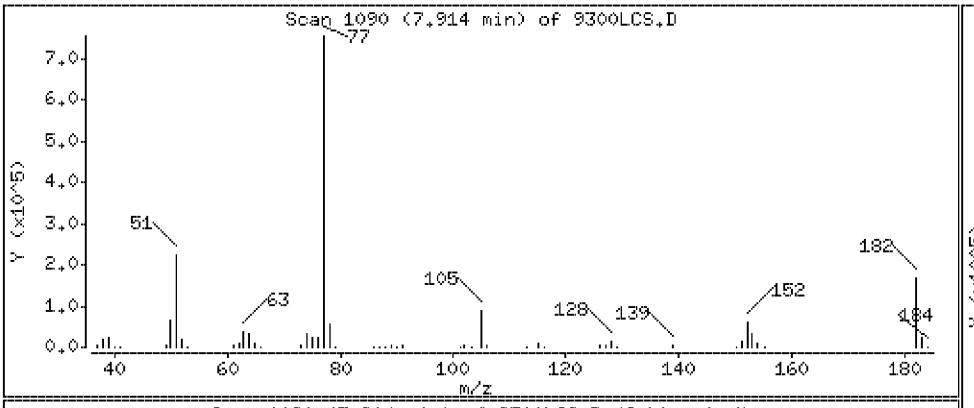

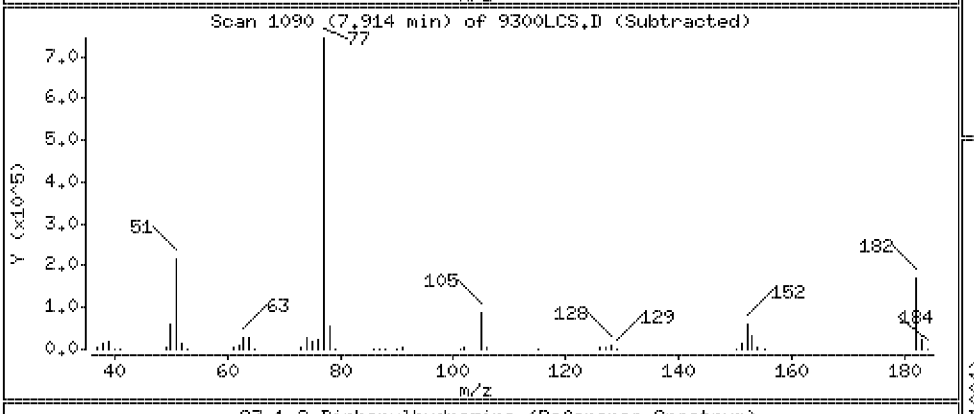

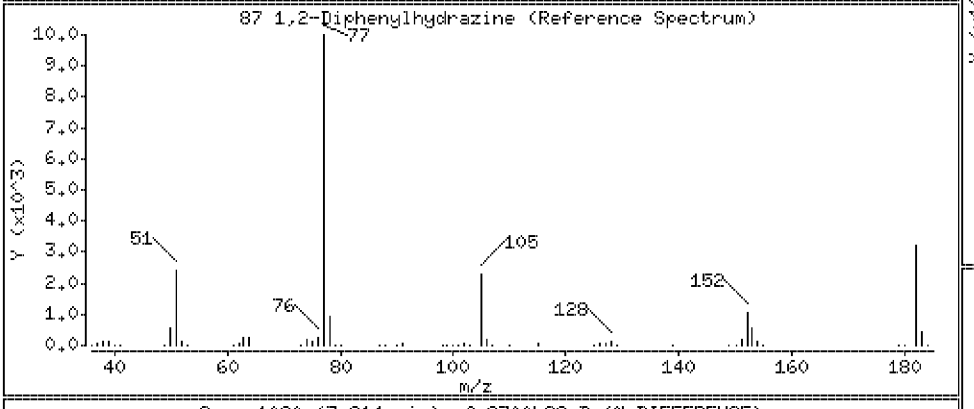

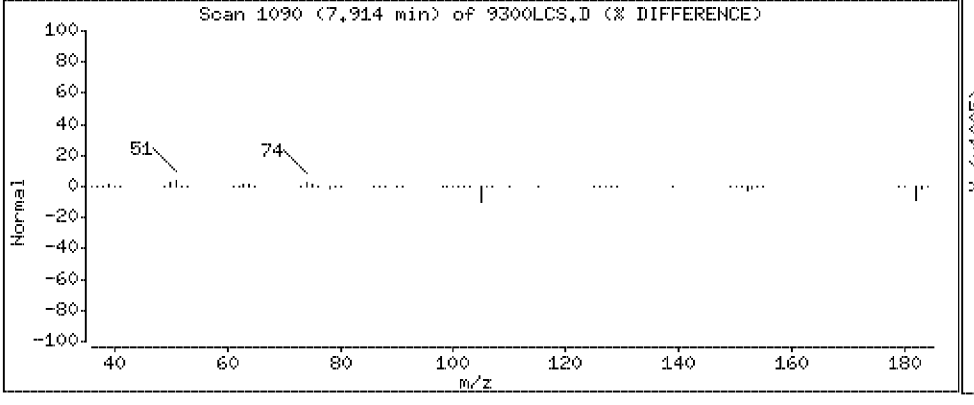

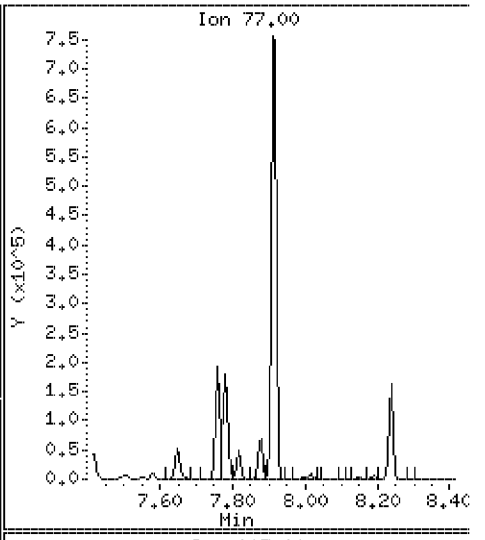

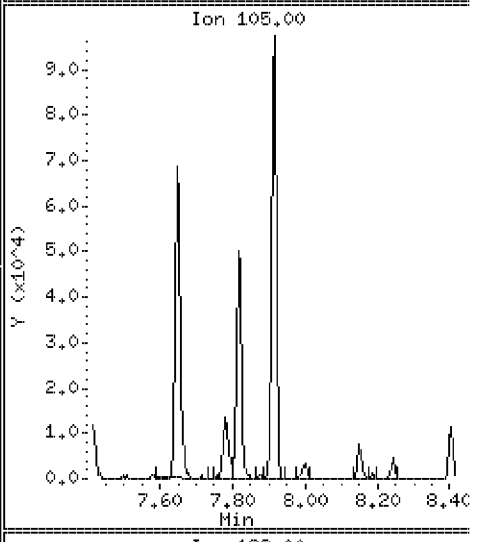

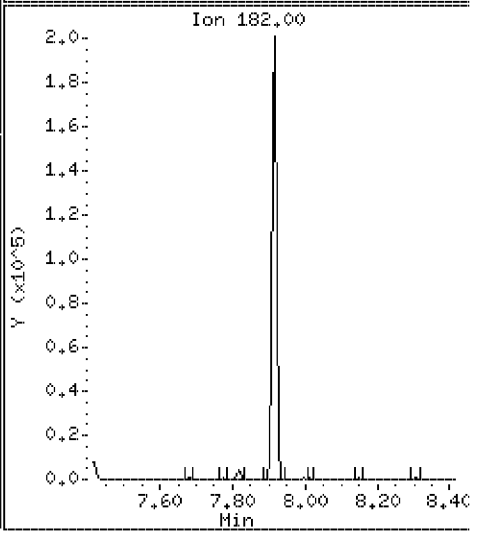

Data File: \\Svecd04\DD\chem\smsd03.i\S3050312.b\9300LCS.D

Date : 03-MAY-2012 14:27

Client ID: 128825LCS

Instrument: smsd03.i

Sample Info: SW128825LCS

Operator: PEL

Column phase: HPMS-5

Column diameter: 0.25

89 Diallate

Concentration: 1500 ug/kg

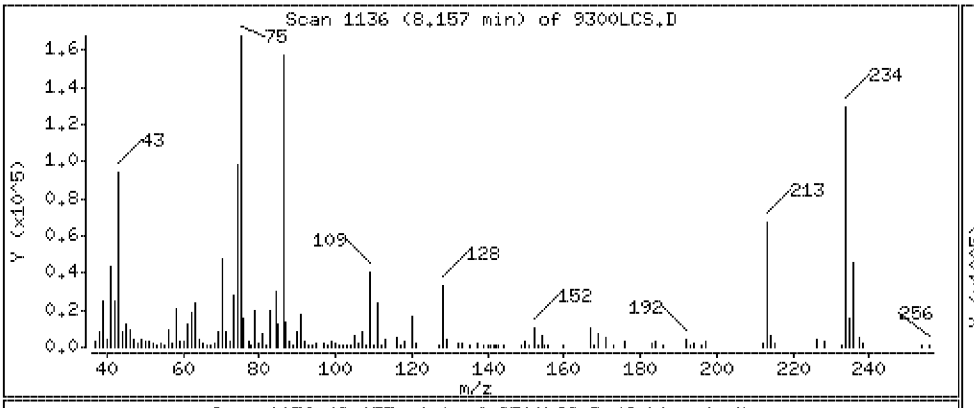

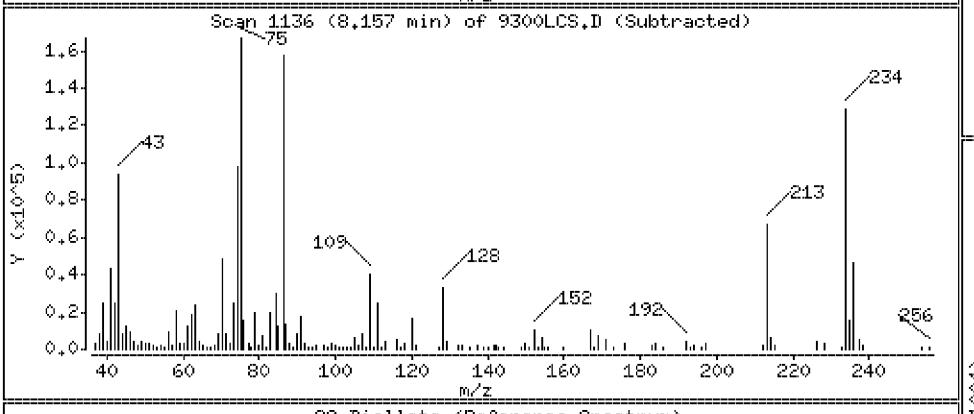

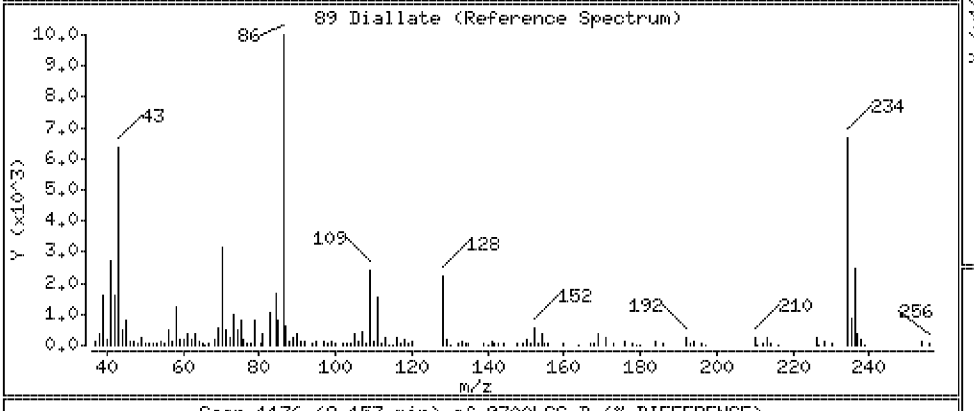

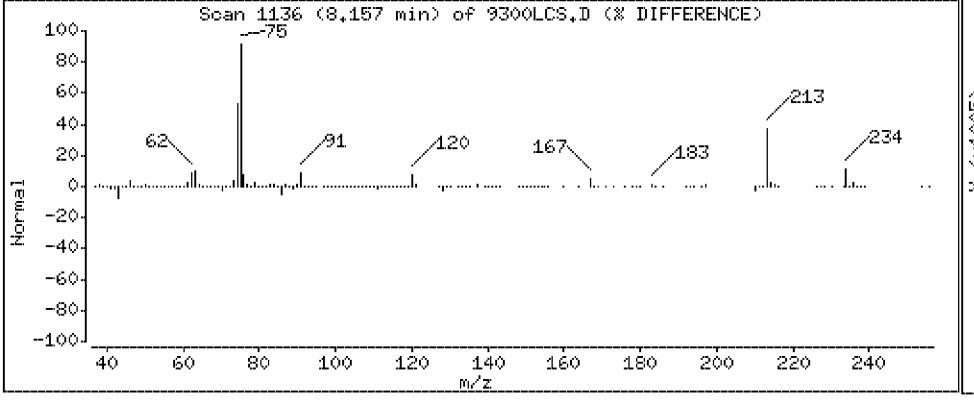

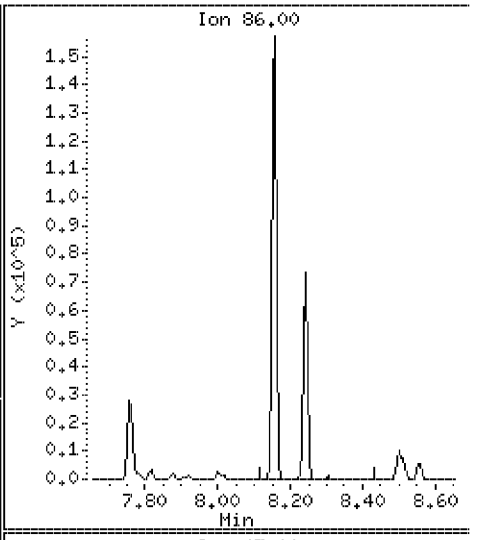

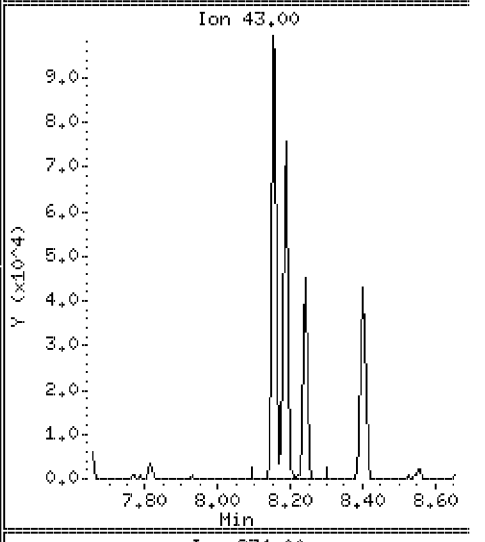

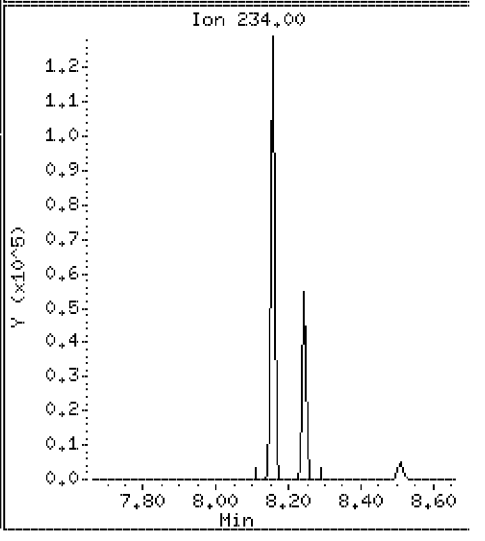

Data File: \\Svecd04\DD\chem\smsd03.i\S3050312.b\9300LCS.D

Date : 03-MAY-2012 14:27

Client ID: 128825LCS

Instrument: smsd03.i

Sample Info: SW128825LCS

Operator: PEL

Column phase: HPMS-5

Column diameter: 0.25

90 1,3,5-Trinitrobenzene

Concentration: 935 ug/kg

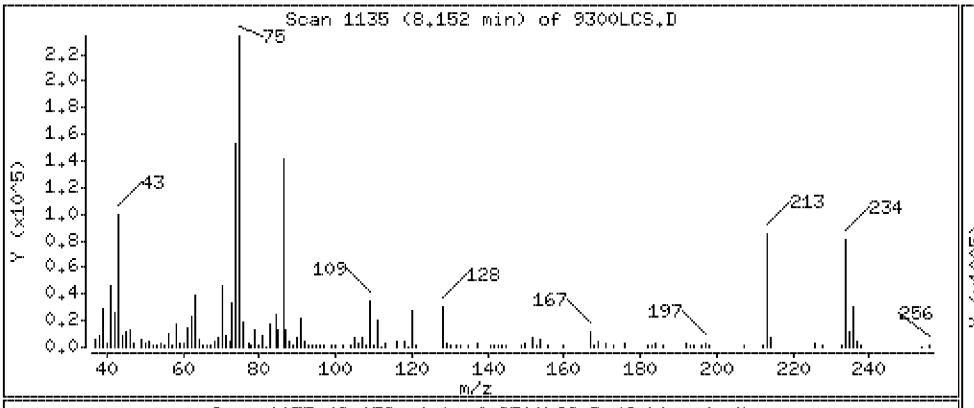

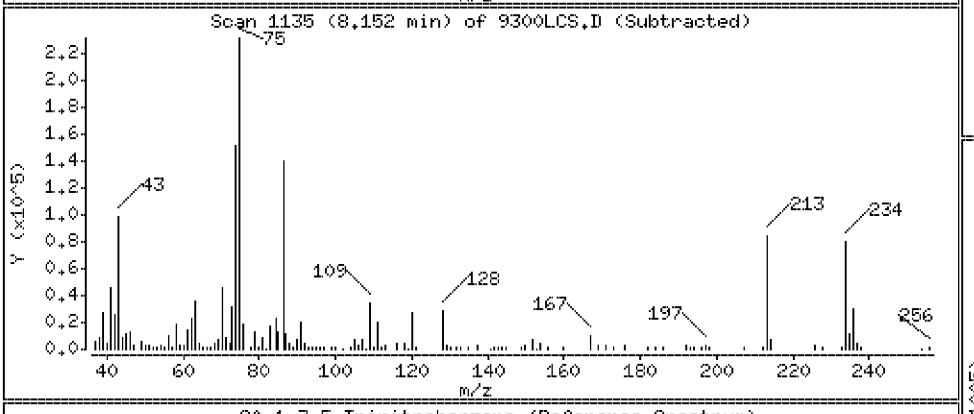

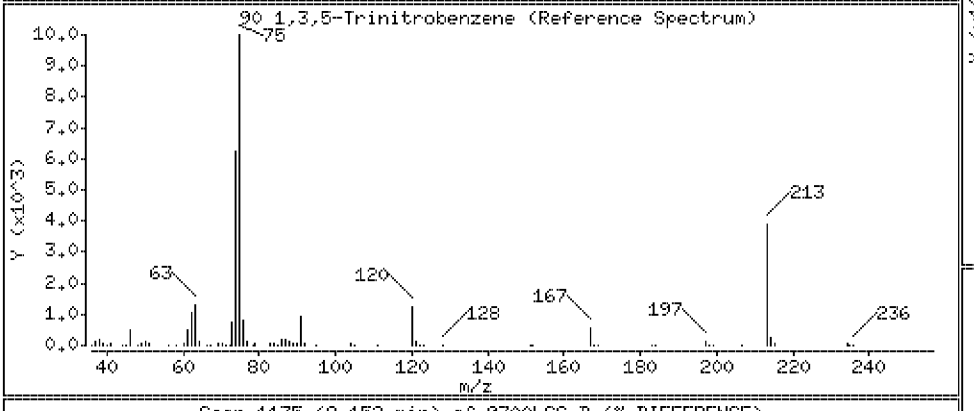

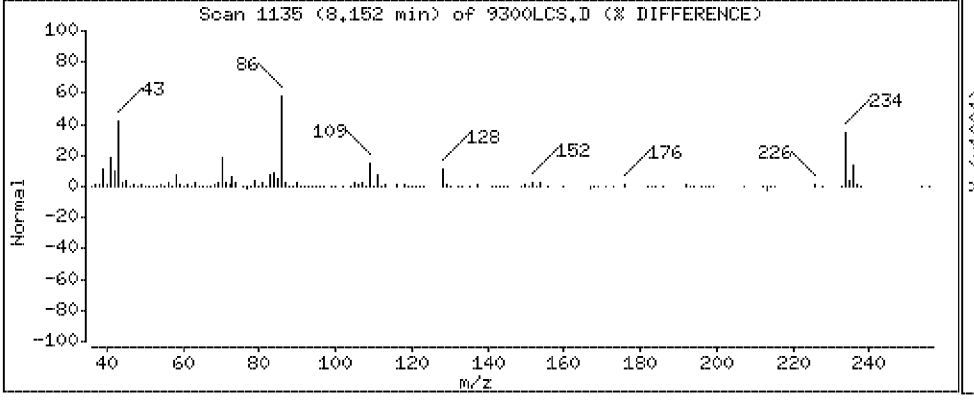

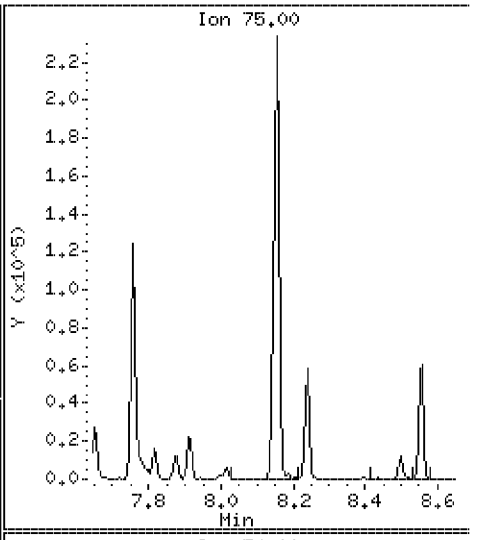

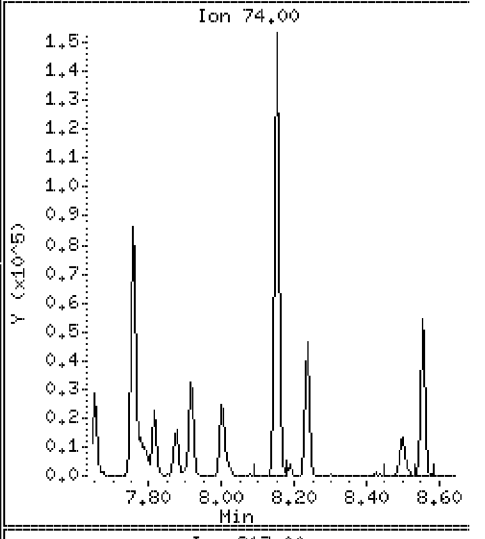

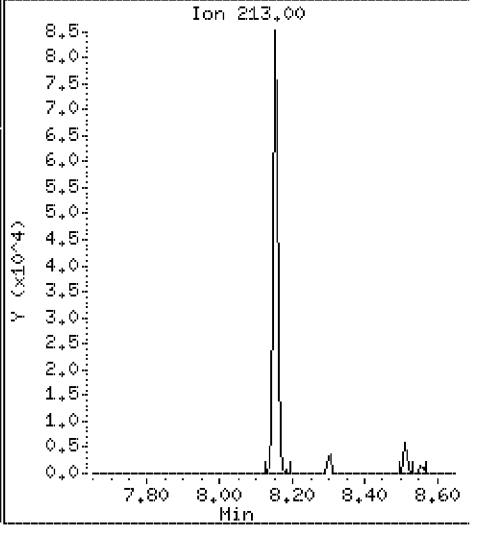

Data File: \\Svecd04\DD\chem\smsd03.i\S3050312.b\9300LCS.D

Date : 03-MAY-2012 14:27

Client ID: 128825LCS

Instrument: smsd03.i

Sample Info: SW128825LCS

Operator: PEL

Column phase: HPMS-5

Column diameter: 0.25

91 p-Phenylenediamine

Concentration: 1620 ug/kg

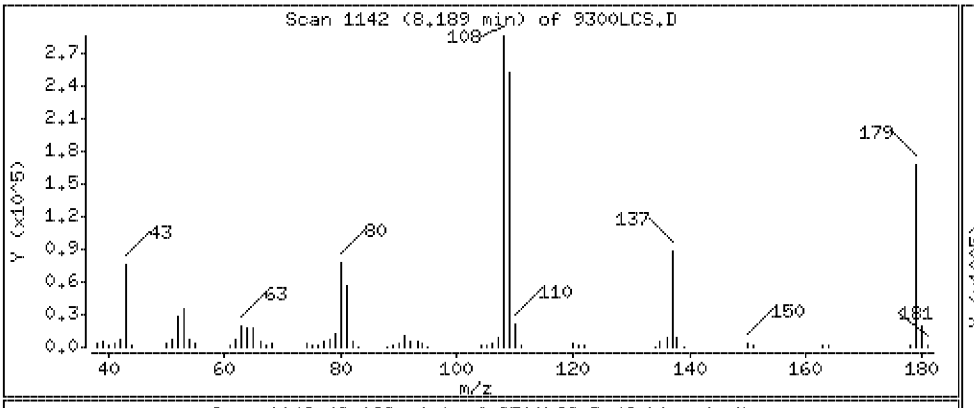

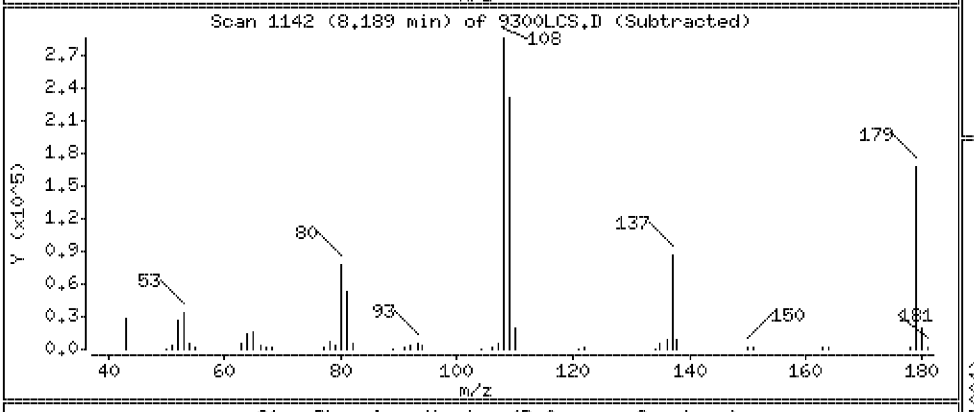

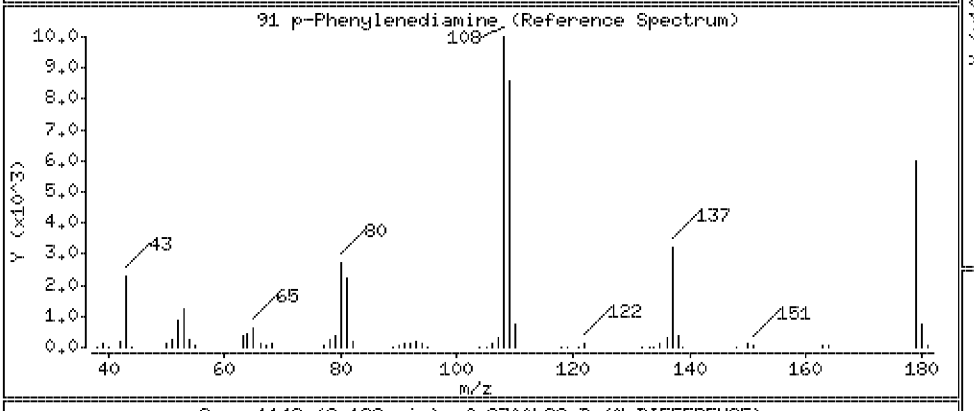

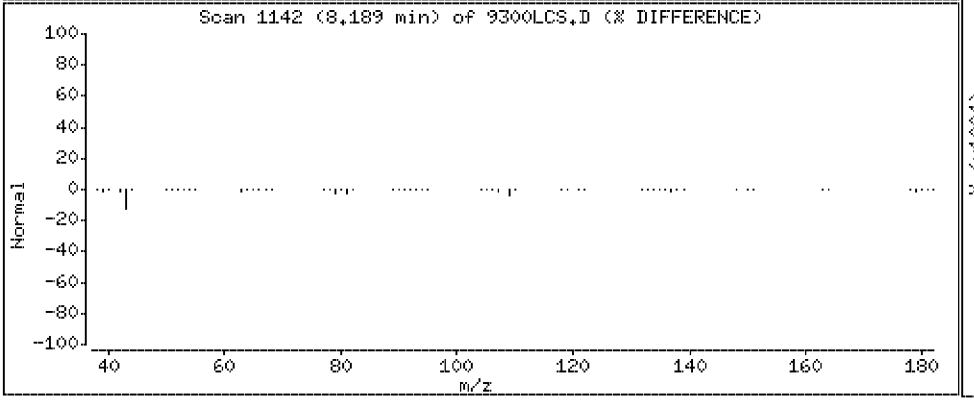

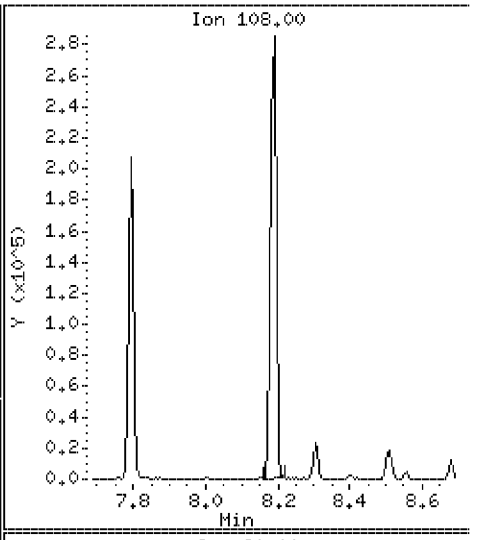

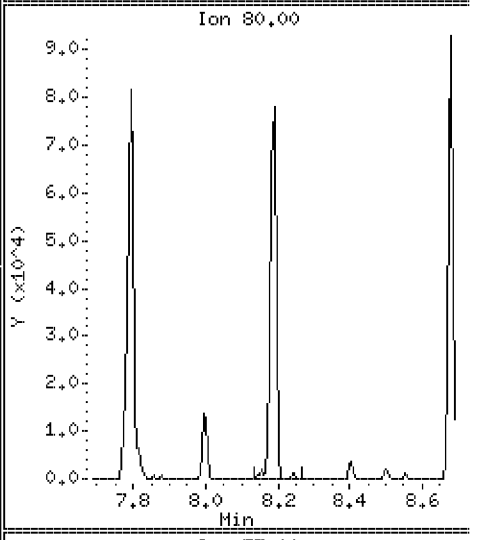

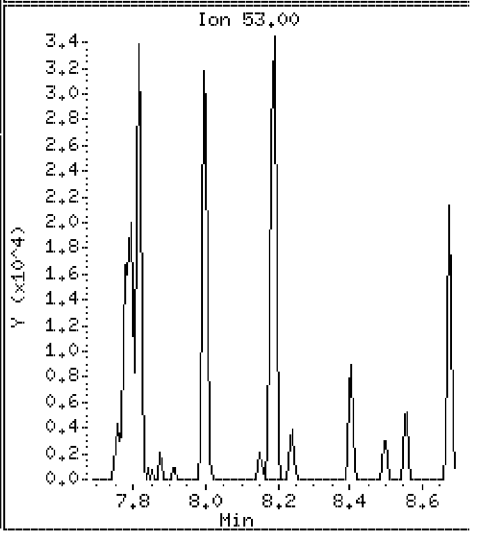

Data File: \\Svecd04\DD\chem\smsd03.i\S3050312.b\9300LCS.D

Date : 03-MAY-2012 14:27

Client ID: 128825LCS

Instrument: smsd03.i

Sample Info: SW128825LCS

Operator: PEL

Column phase: HPMS-5

Column diameter: 0.25

92 Phenacetin

Concentration: 1510 ug/kg

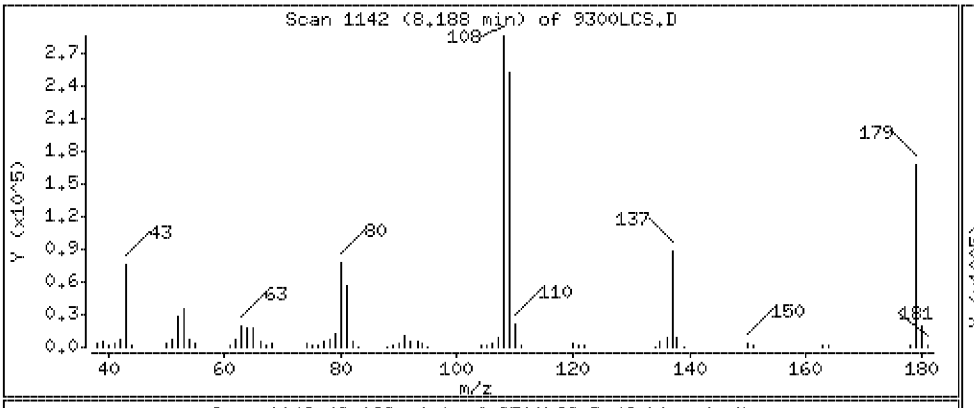

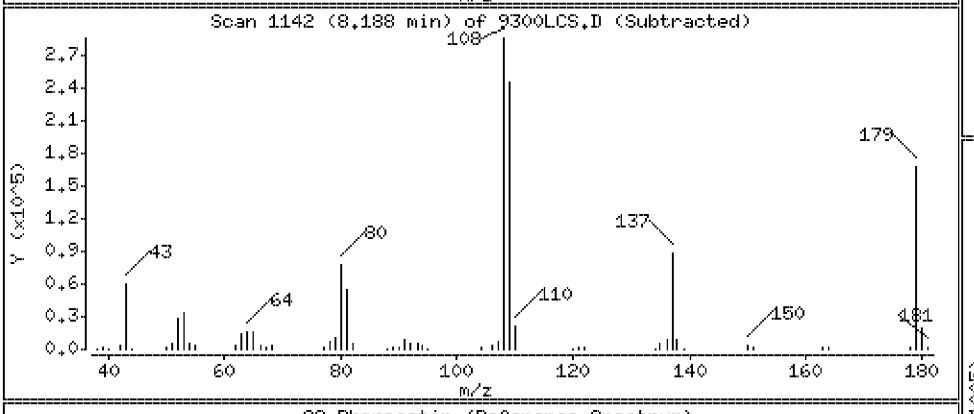

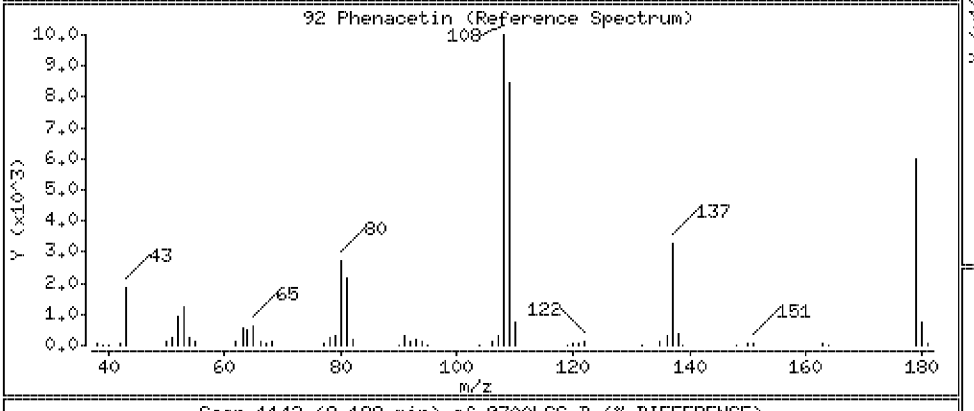

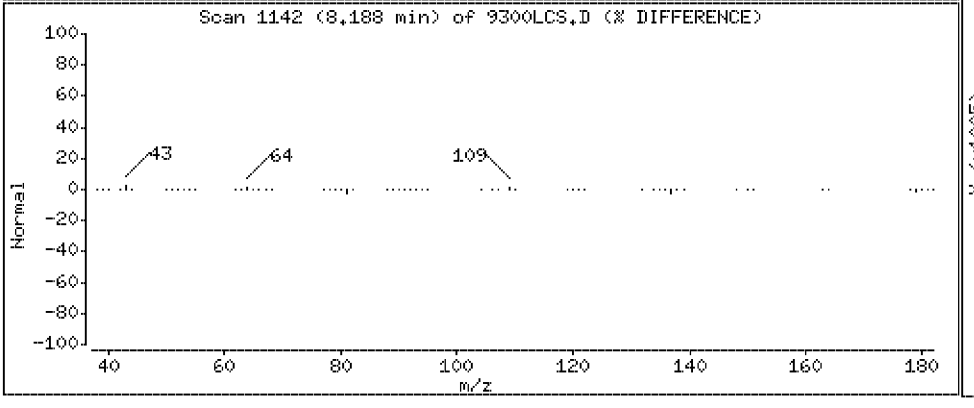

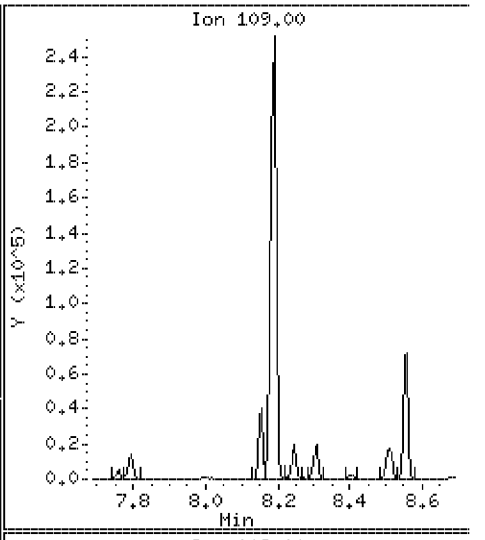

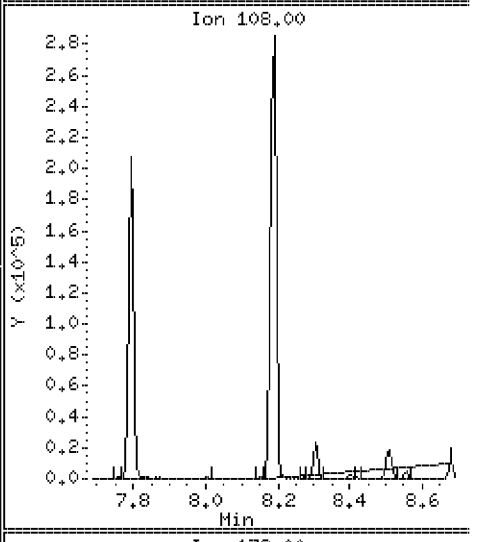

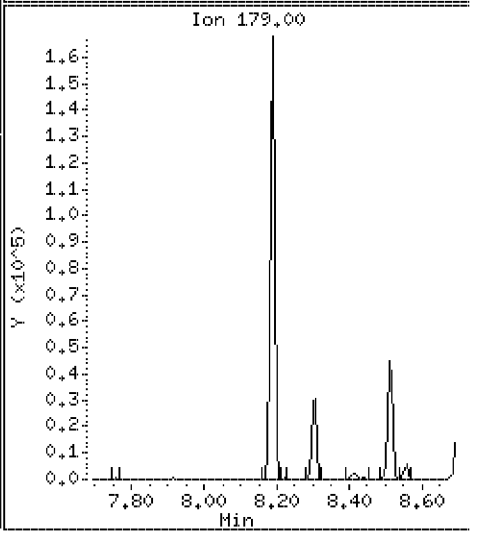

Data File: \\Svecd04\DD\chem\smsd03.i\S3050312.b\9300LCS.D

Date : 03-MAY-2012 14:27

Client ID: 128825LCS

Instrument: smsd03.i

Sample Info: SW128825LCS

Operator: PEL

Column phase: HPMS-5

Column diameter: 0.25

93 4-Bromophenylphenylether

Concentration: 1600 ug/kg

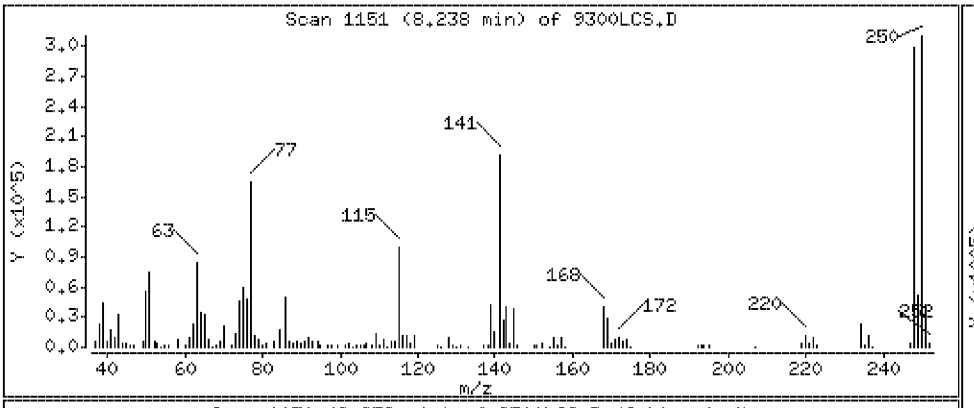

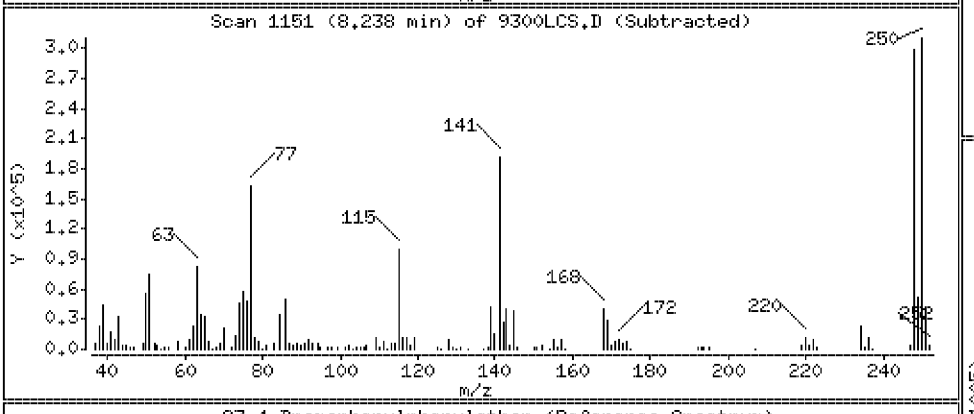

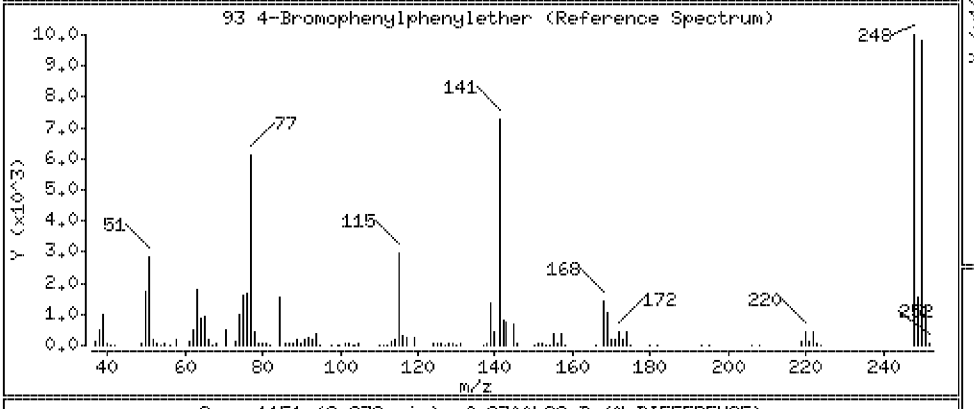

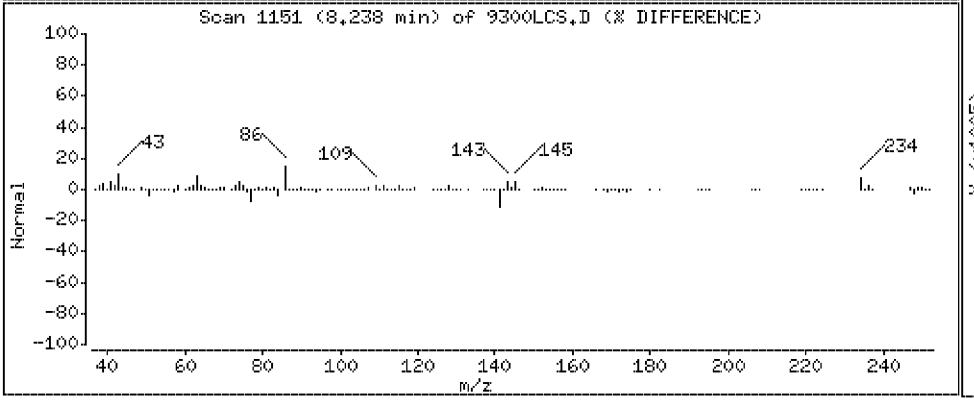

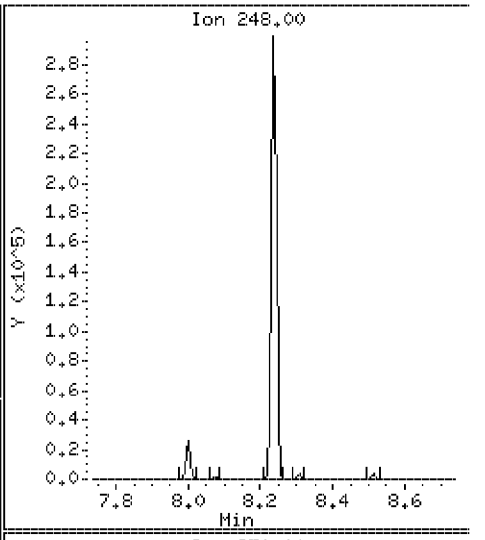

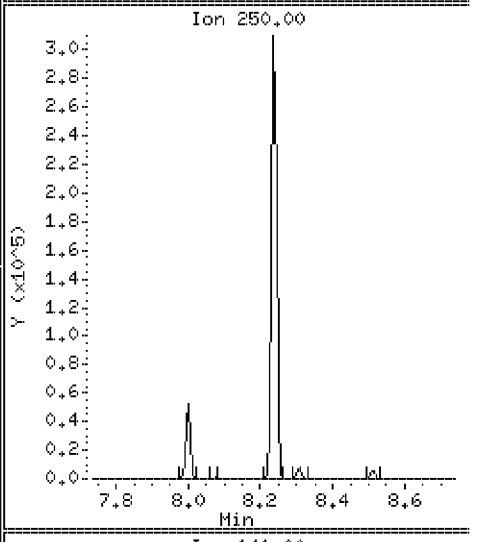

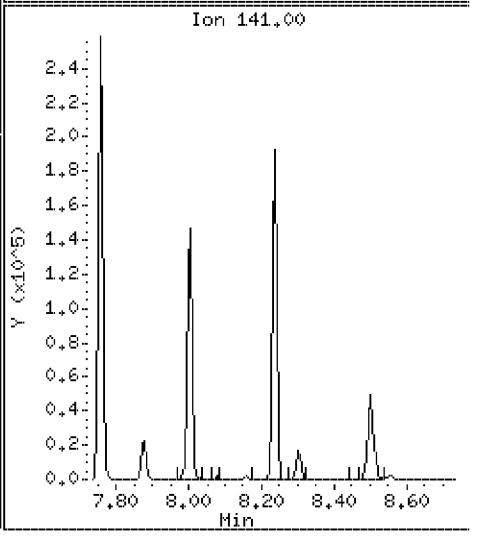

Data File: \\Svecd04\DD\chem\smsd03.i\S3050312.b\9300LCS.D

Date : 03-MAY-2012 14:27

Client ID: 128825LCS

Instrument: smsd03.i

Sample Info: SW128825LCS

Operator: PEL

Column phase: HPMS-5

Column diameter: 0.25

94 Hexachlorobenzene

Concentration: 1520 ug/kg

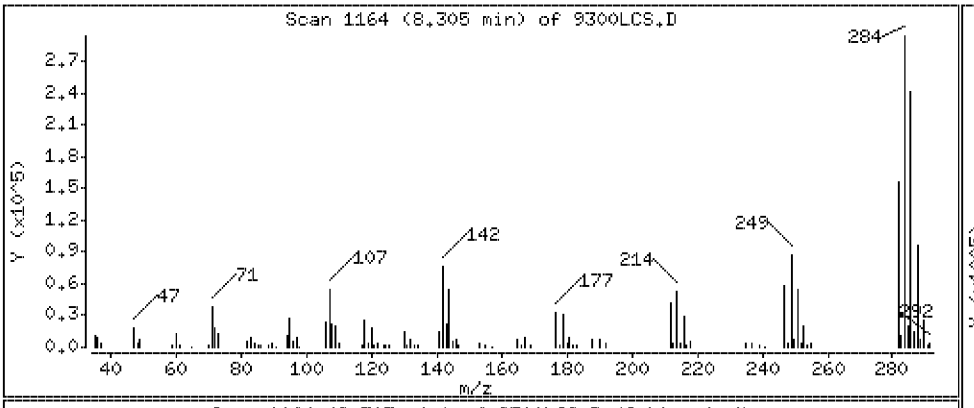

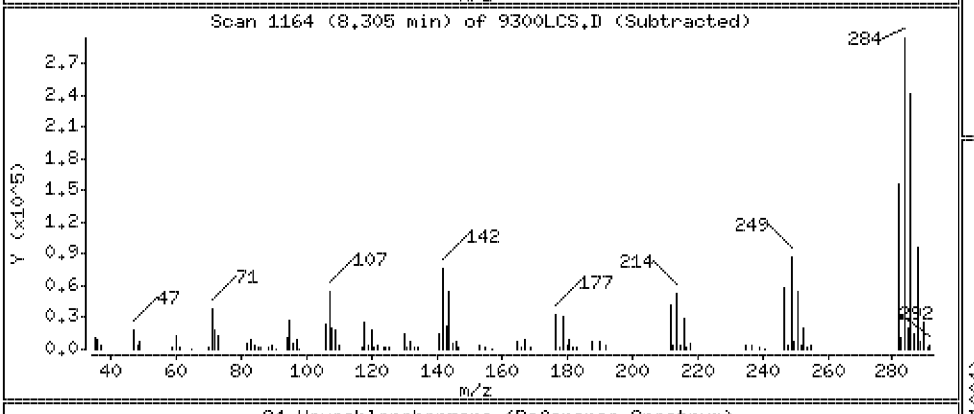

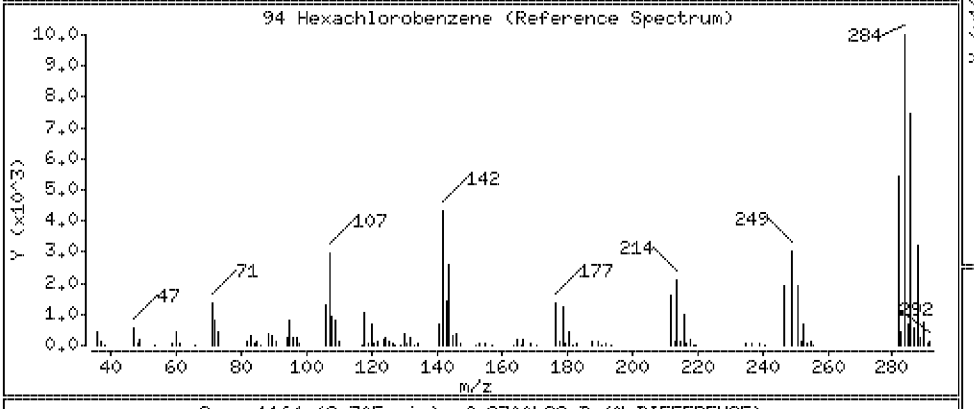

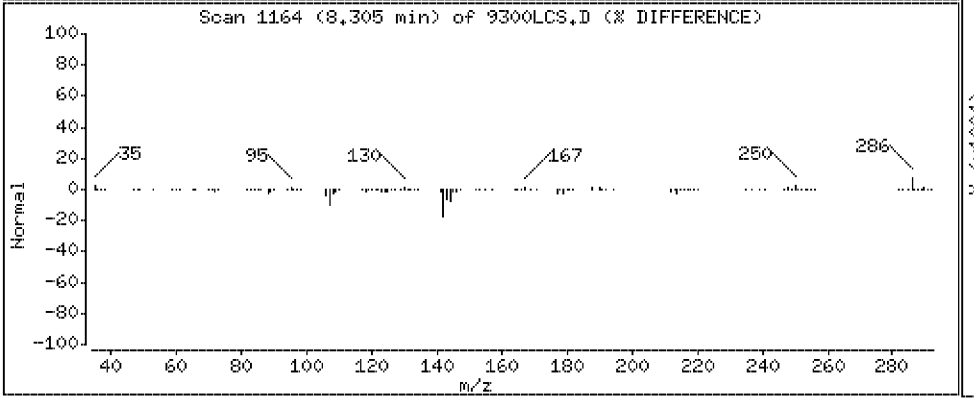

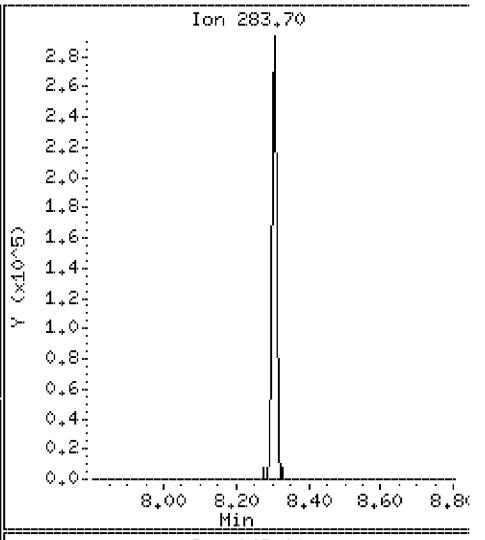

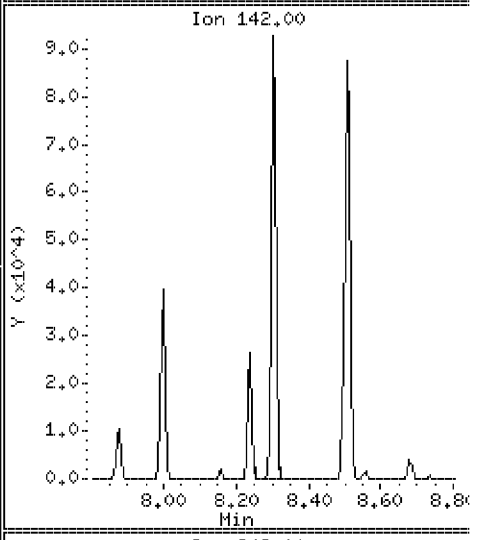

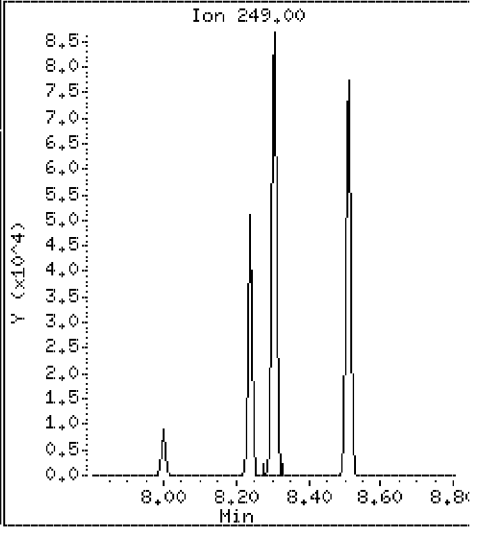

Data File: \\Svecd04\DD\chem\smsd03.i\S3050312.b\9300LCS.D

Date : 03-MAY-2012 14:27

Client ID: 128825LCS

Instrument: smsd03.i

Sample Info: SW128825LCS

Operator: PEL

Column phase: HPMS-5

Column diameter: 0.25

95 Atrazine

Concentration: 1420 ug/kg

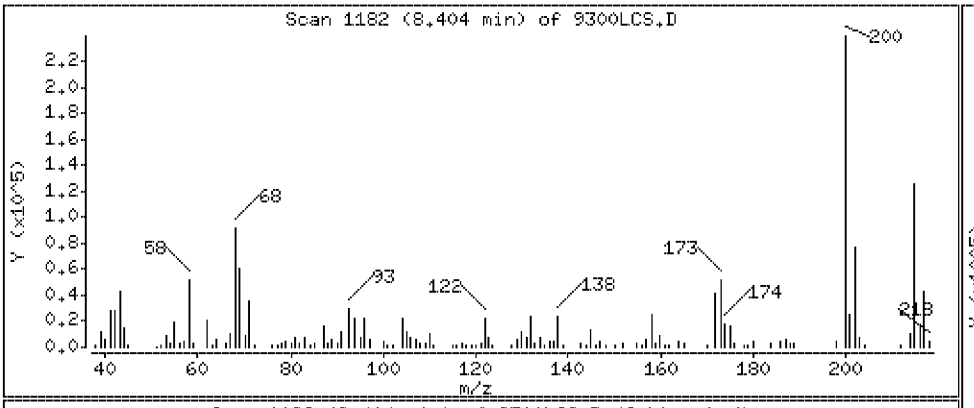

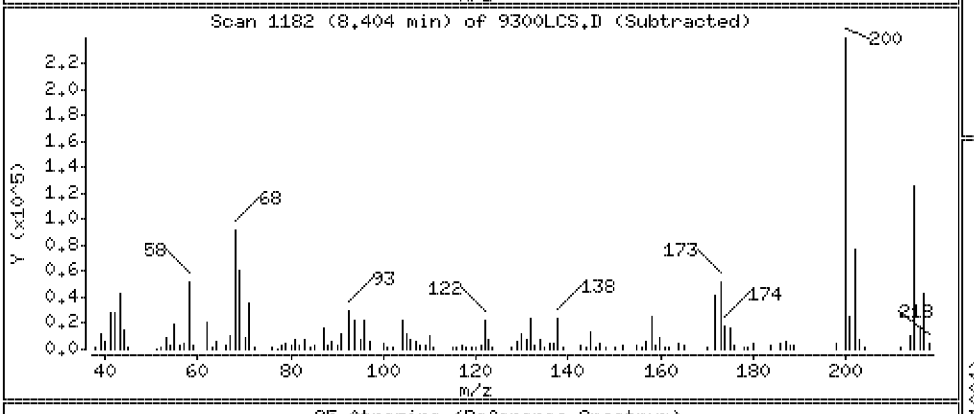

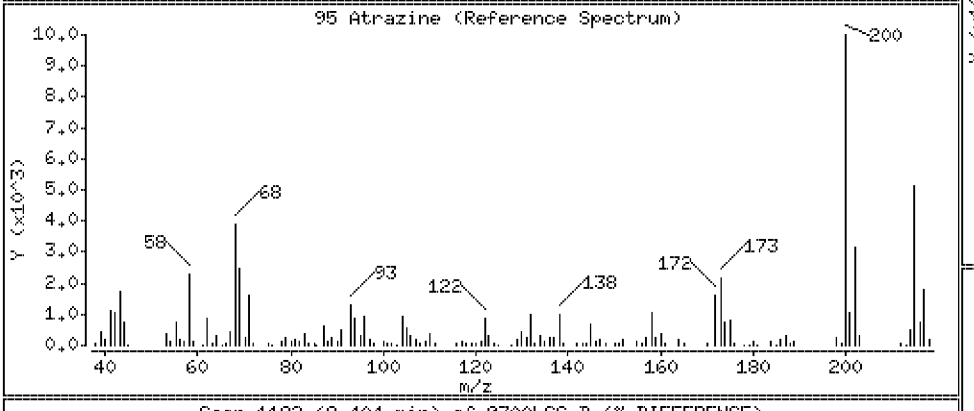

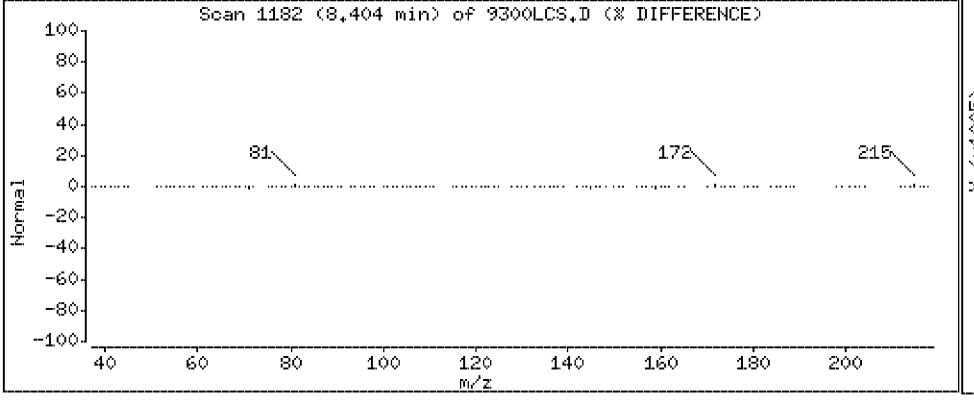

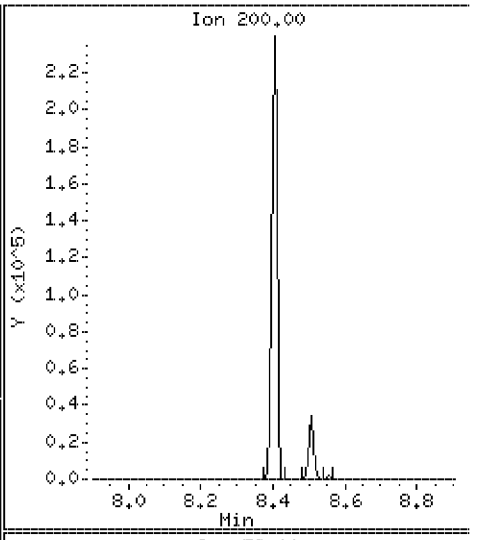

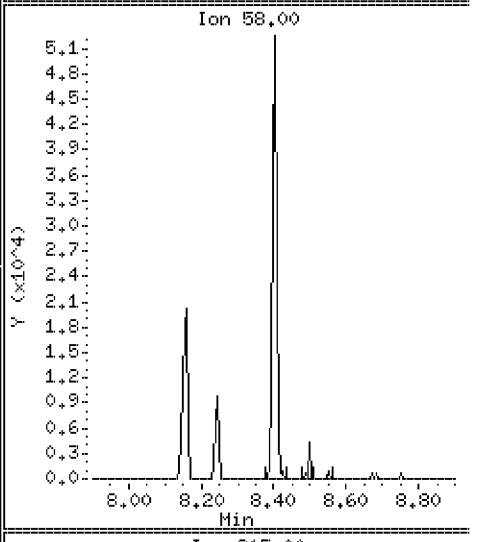

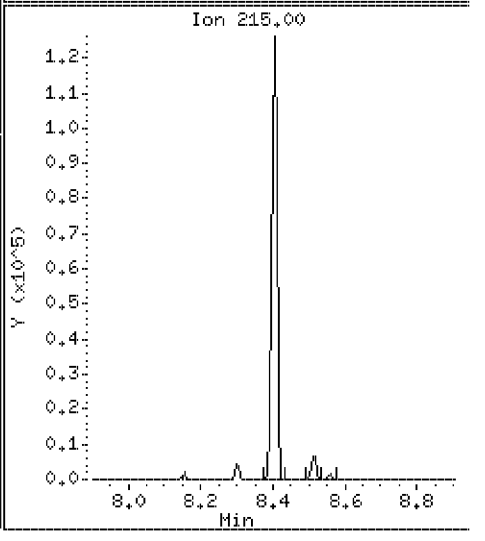

Data File: \\Svecd04\DD\chem\smsd03.i\S3050312.b\9300LCS.D

Date : 03-MAY-2012 14:27

Client ID: 128825LCS

Instrument: smsd03.i

Sample Info: SW128825LCS

Operator: PEL

Column phase: HPMS-5

Column diameter: 0.25

96 Pentachlorophenol

Concentration: 1930 ug/kg

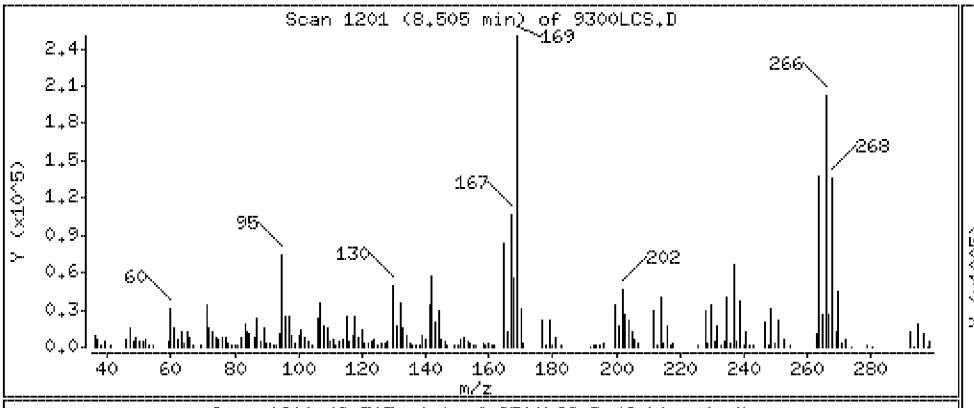

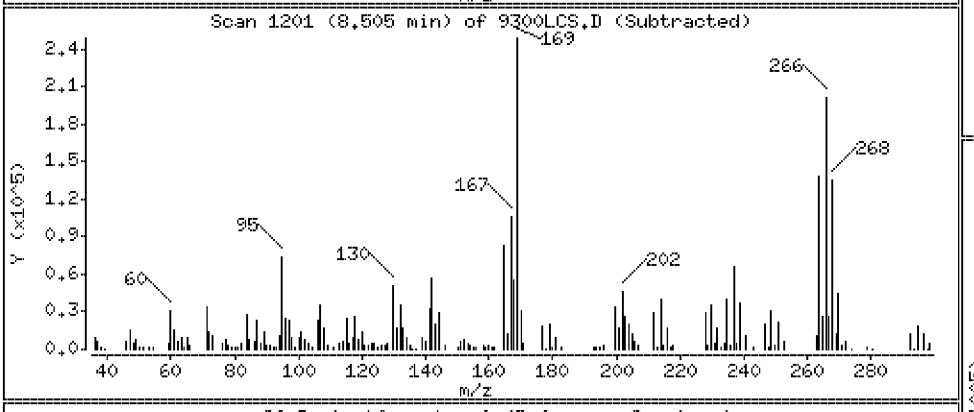

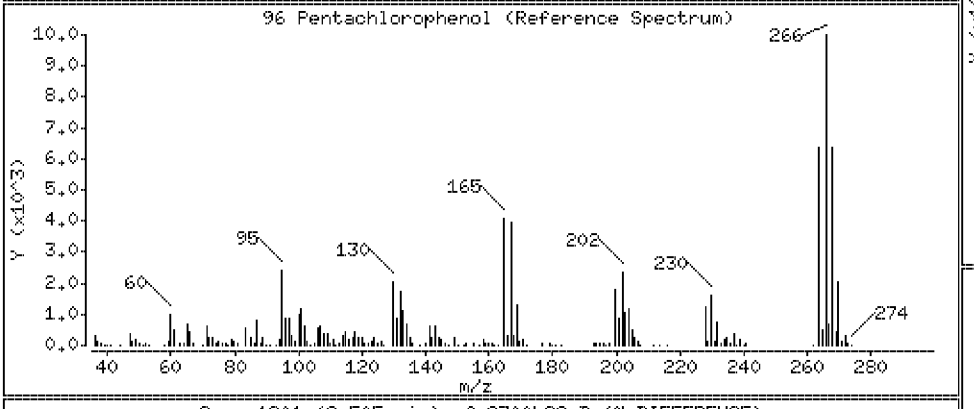

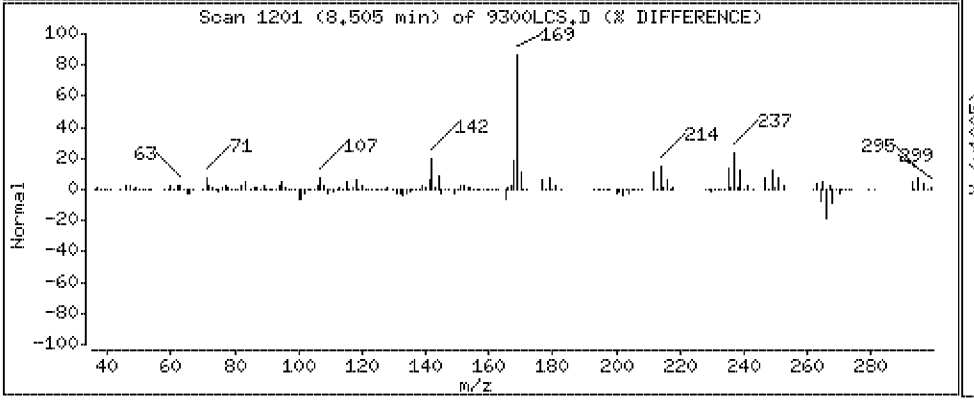

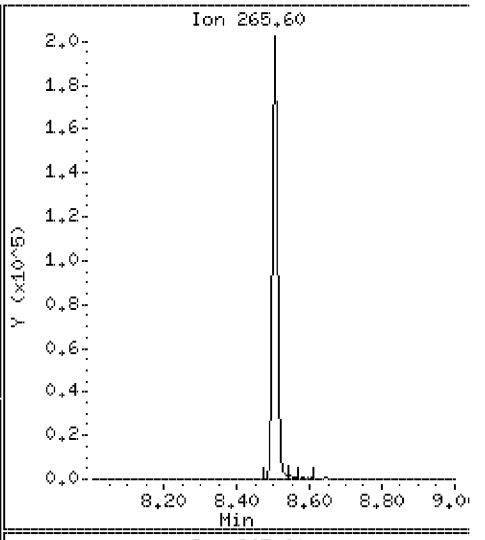

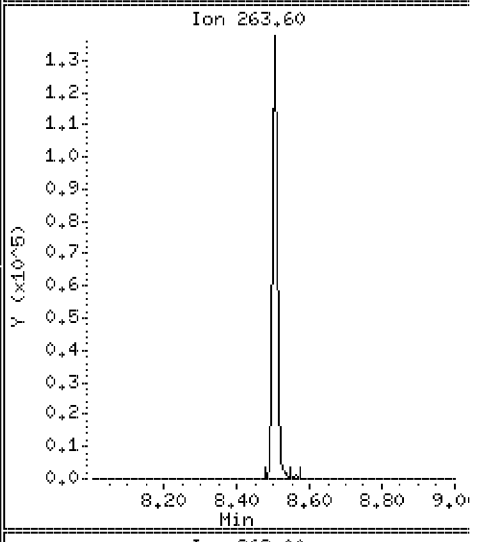

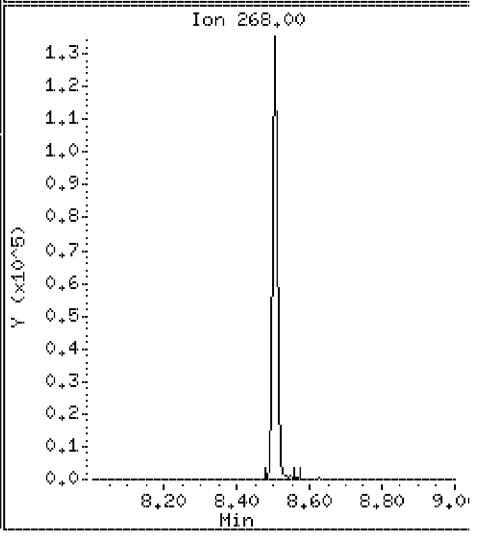

Data File: \\Svecd04\DD\chem\smsd03.i\S3050312.b\9300LCS.D

Date : 03-MAY-2012 14:27

Client ID: 128825LCS

Instrument: smsd03.i

Sample Info: SW128825LCS

Operator: PEL

Column phase: HPMS-5

Column diameter: 0.25

97 Pentachloronitrobenzene

Concentration: 1910 ug/kg

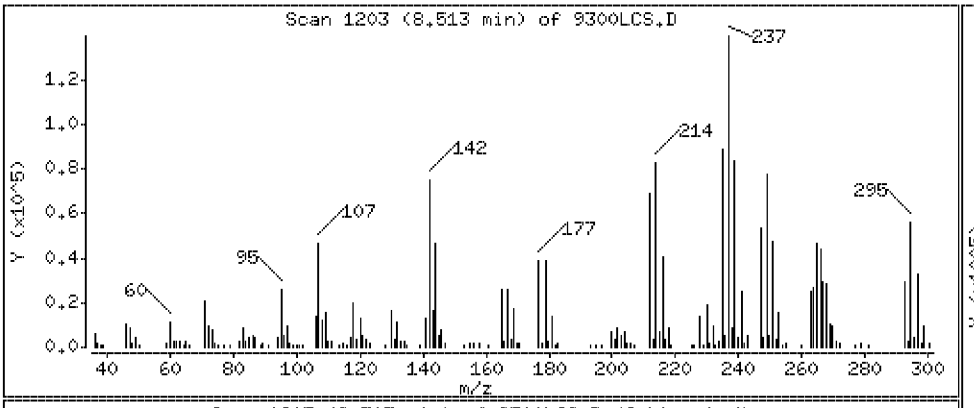

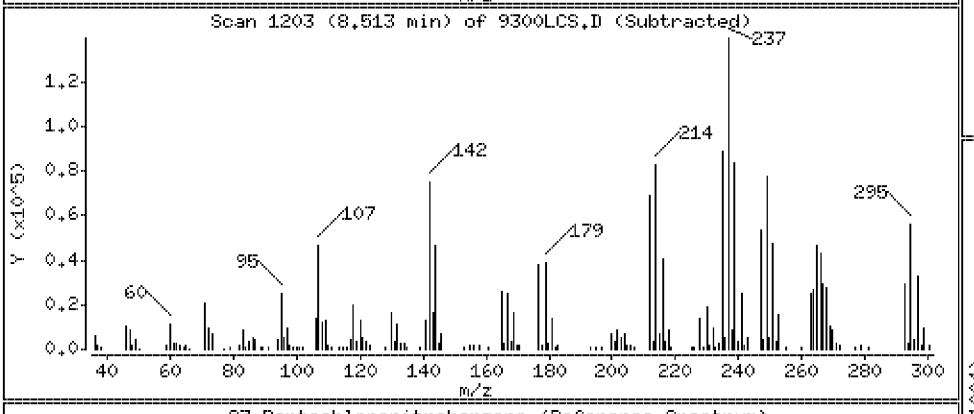

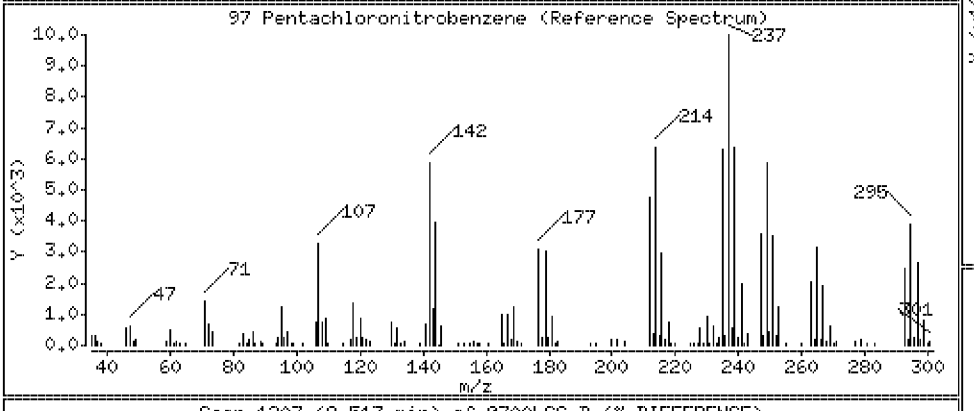

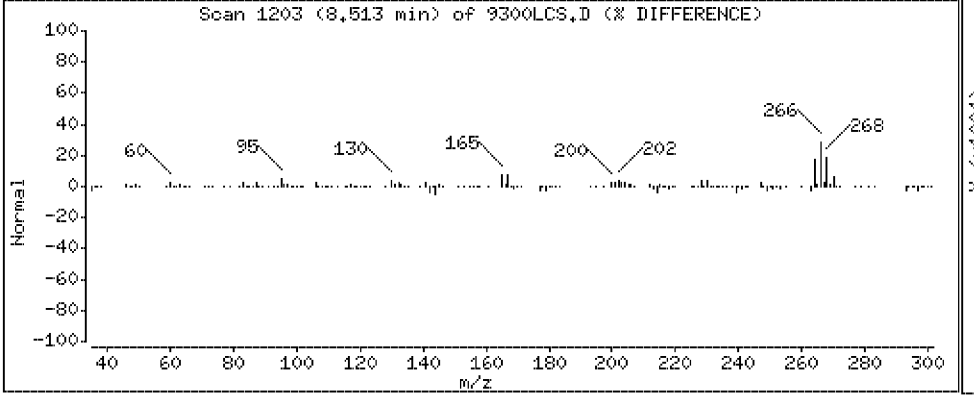

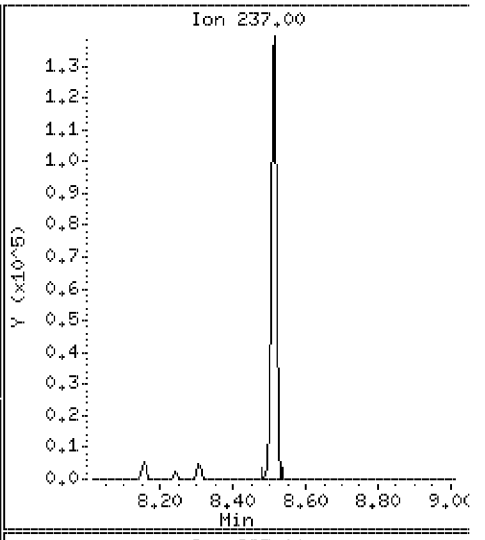

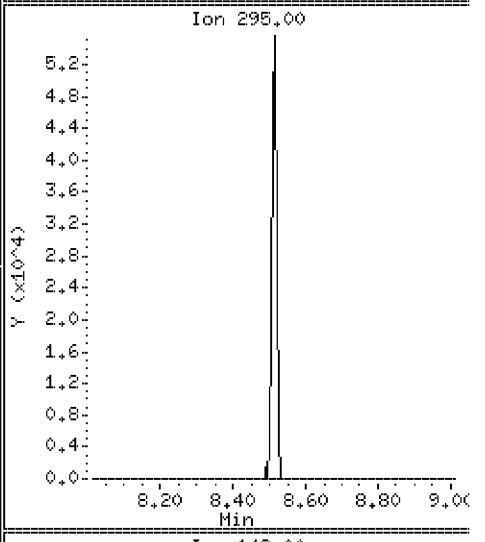

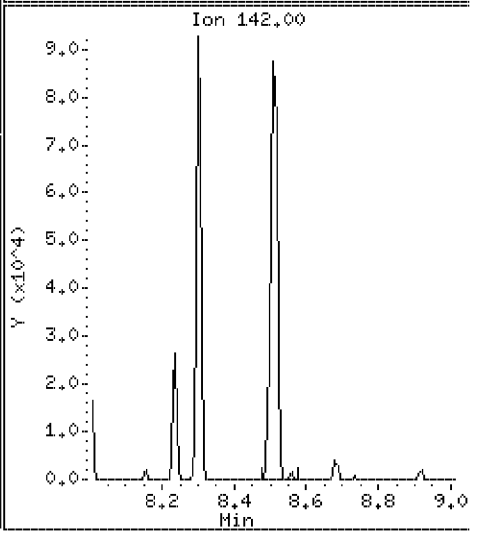

Data File: \\Svecd04\DD\chem\smsd03.i\S3050312.b\9300LCS.D

Date : 03-MAY-2012 14:27

Client ID: 128825LCS

Instrument: smsd03.i

Sample Info: SW128825LCS

Operator: PEL

Column phase: HPMS-5

Column diameter: 0.25

98 4-Aminobiphenyl

Concentration: 1250 ug/kg

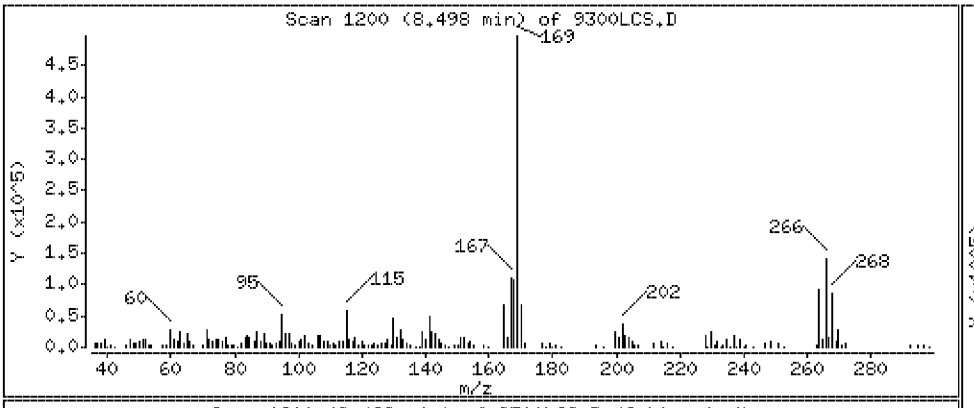

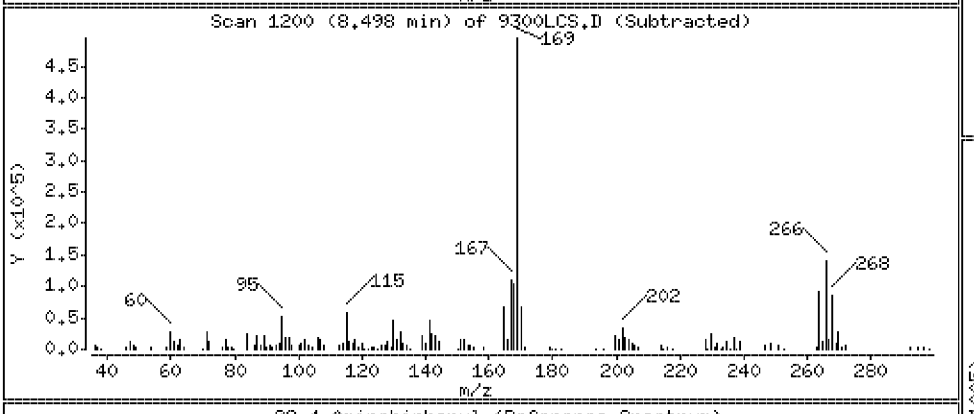

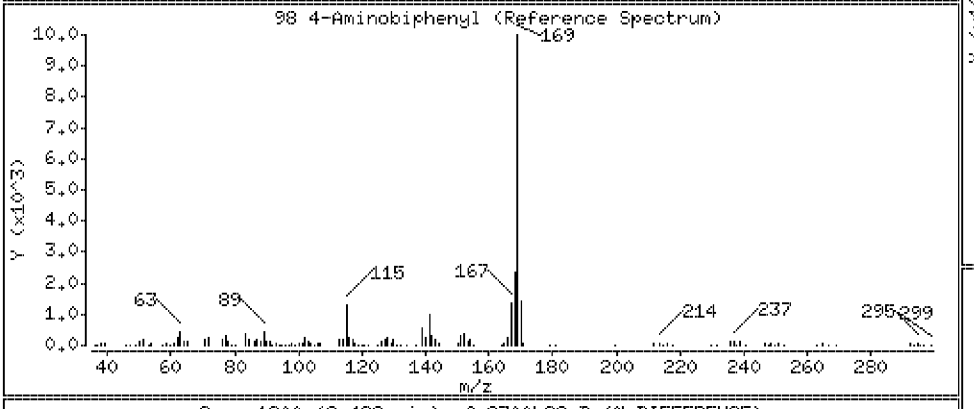

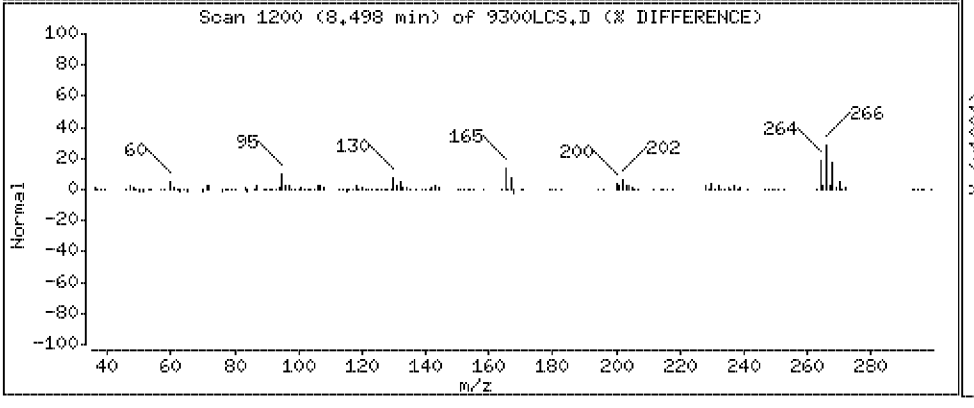

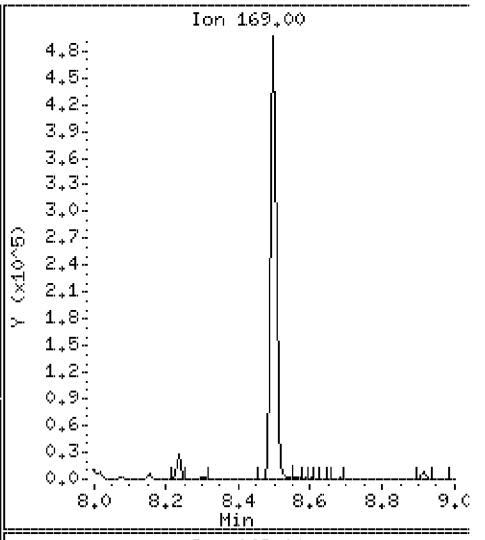

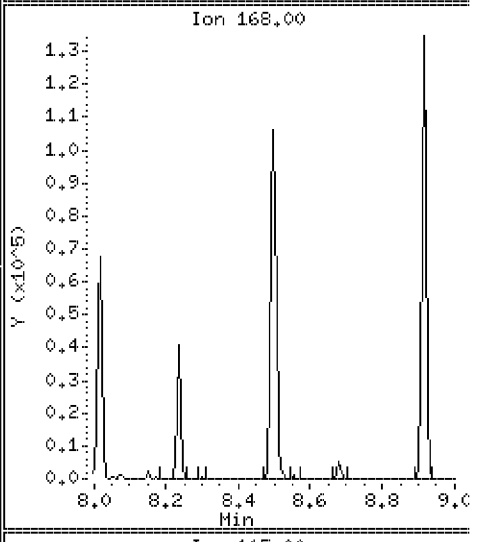

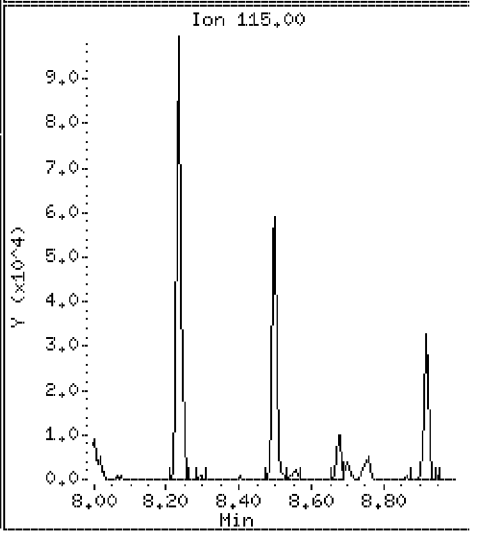

Data File: \\Svecd04\DD\chem\smsd03.i\S3050312.b\9300LCS.D

Date : 03-MAY-2012 14:27

Client ID: 128825LCS

Instrument: smsd03.i

Sample Info: SW128825LCS

Operator: PEL

Column phase: HPMS-5

Column diameter: 0.25

99 Pronamide

Concentration: 1620 ug/kg

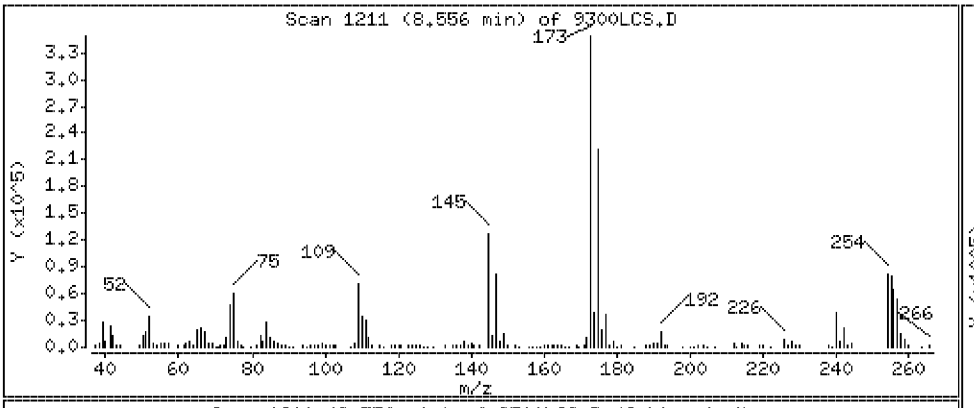

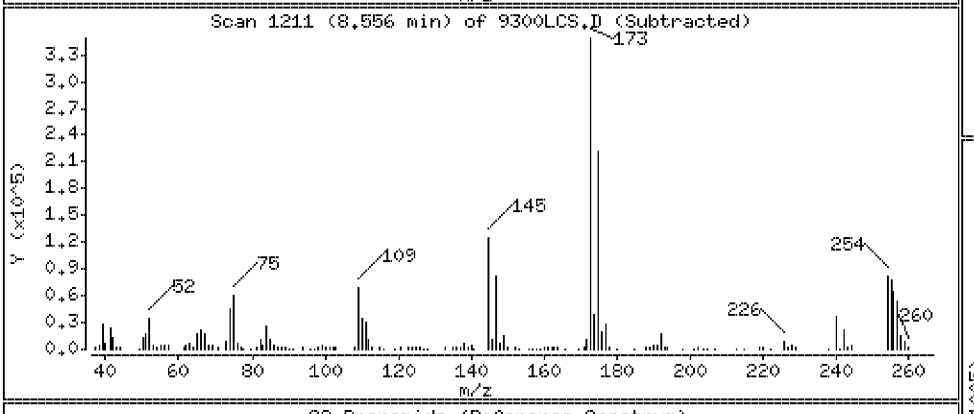

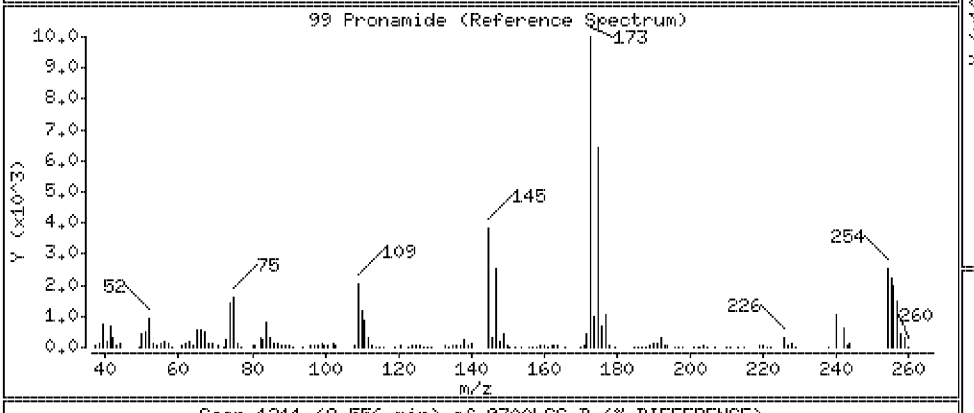

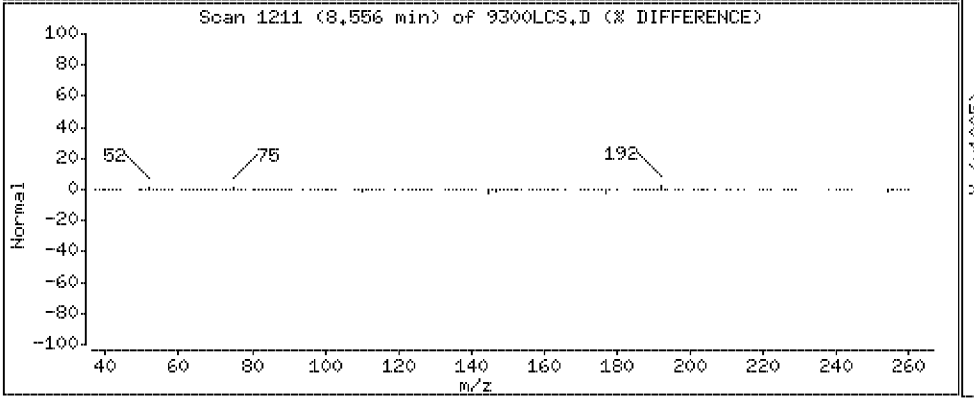

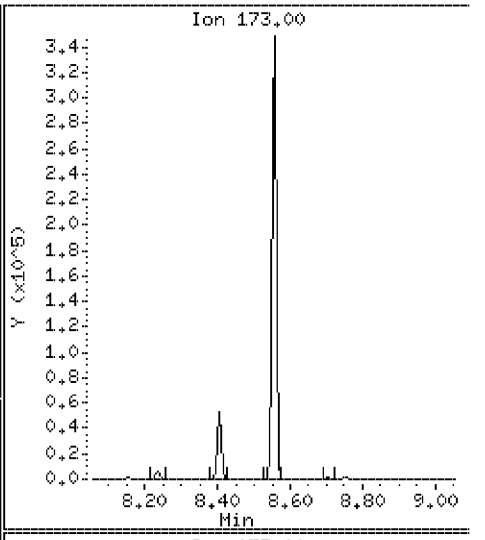

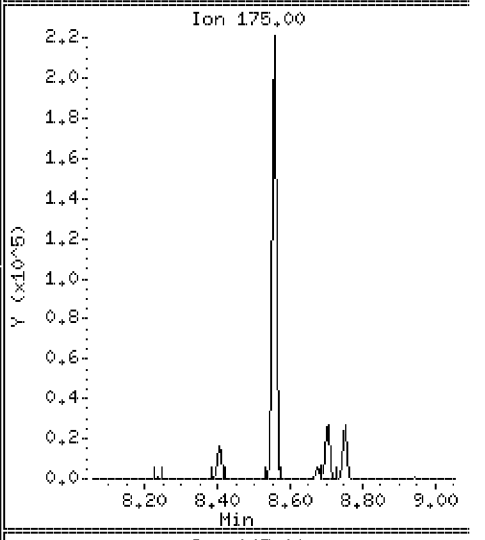

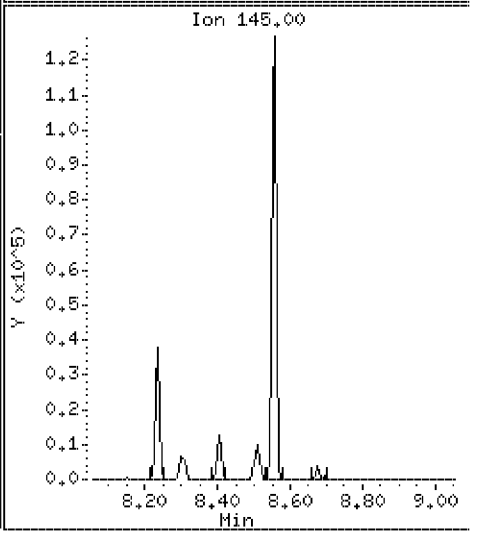

Data File: \\Svecd04\DD\chem\smsd03.i\S3050312.b\9300LCS.D

Date : 03-MAY-2012 14:27

Client ID: 128825LCS

Instrument: smsd03.i

Sample Info: SW128825LCS

Operator: PEL

Column phase: HPMS-5

Column diameter: 0.25

101 Phenanthrene

Concentration: 1660 ug/kg

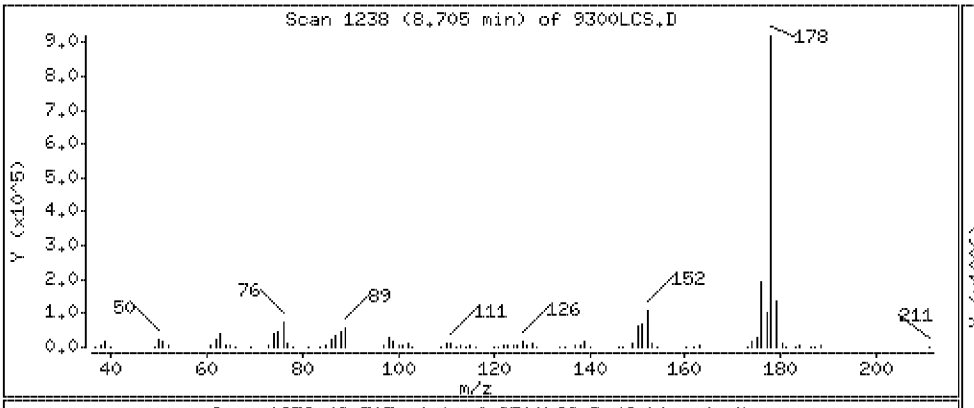

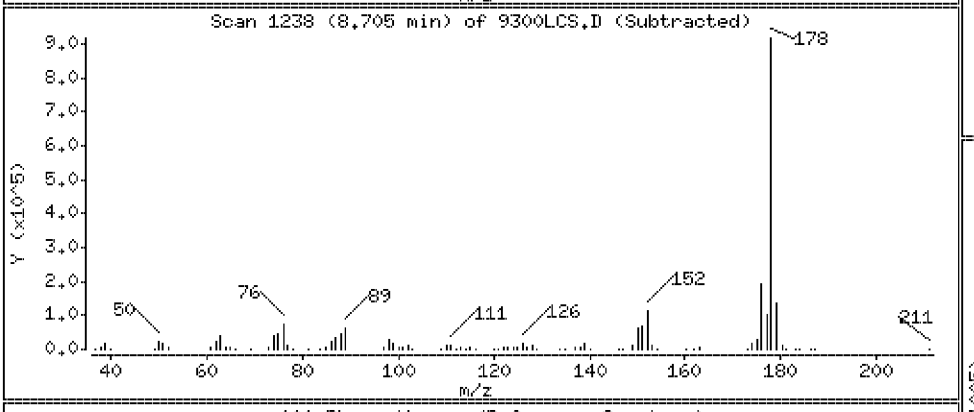

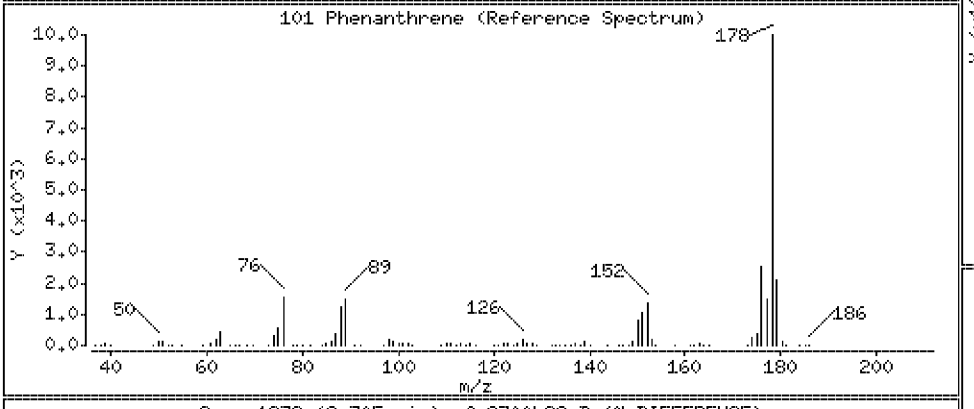

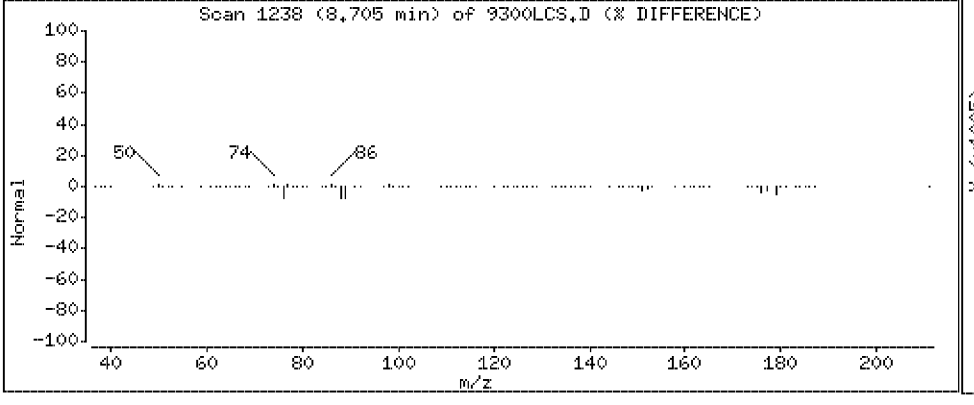

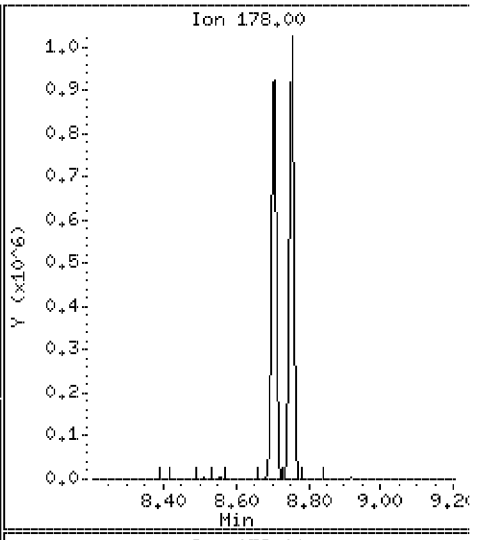

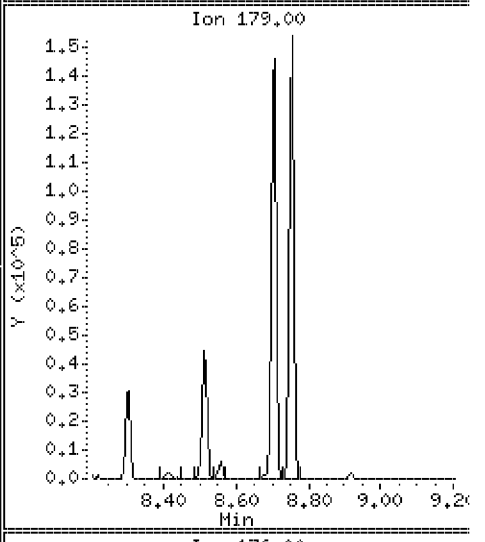

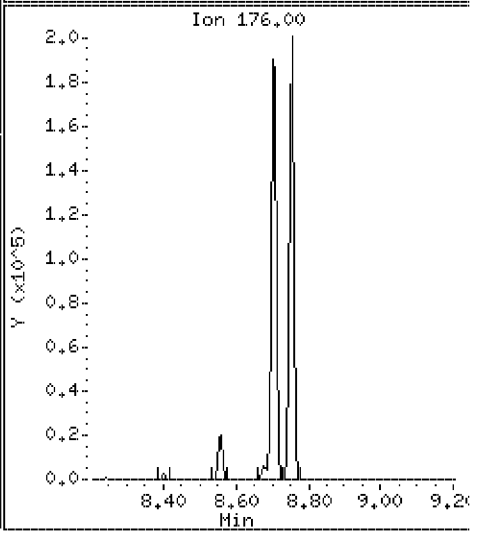

Data File: \\Svecd04\DD\chem\smsd03.i\S3050312.b\9300LCS.D

Date : 03-MAY-2012 14:27

Client ID: 128825LCS

Instrument: smsd03.i

Sample Info: SW128825LCS

Operator: PEL

Column phase: HPMS-5

Column diameter: 0.25

102 Dinoseb

Concentration: 1770 ug/kg

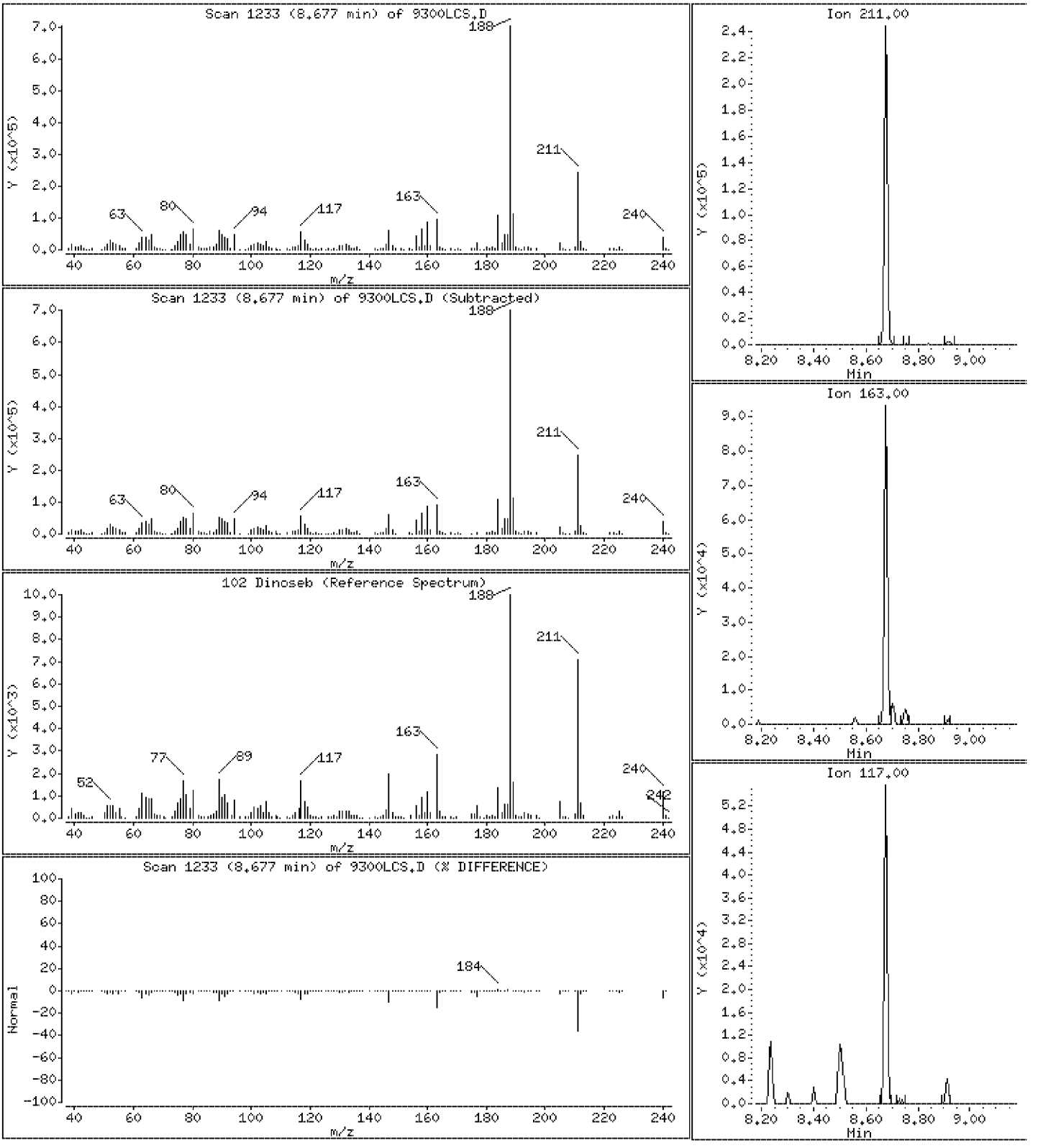

Data File: \\Svecd04\DD\chem\smsd03.i\S3050312.b\9300LCS.D

Date : 03-MAY-2012 14:27

Client ID: 128825LCS

Instrument: smsd03.i

Sample Info: SW128825LCS

Operator: PEL

Column phase: HPMS-5

Column diameter: 0.25

103 Anthracene

Concentration: 1680 ug/kg

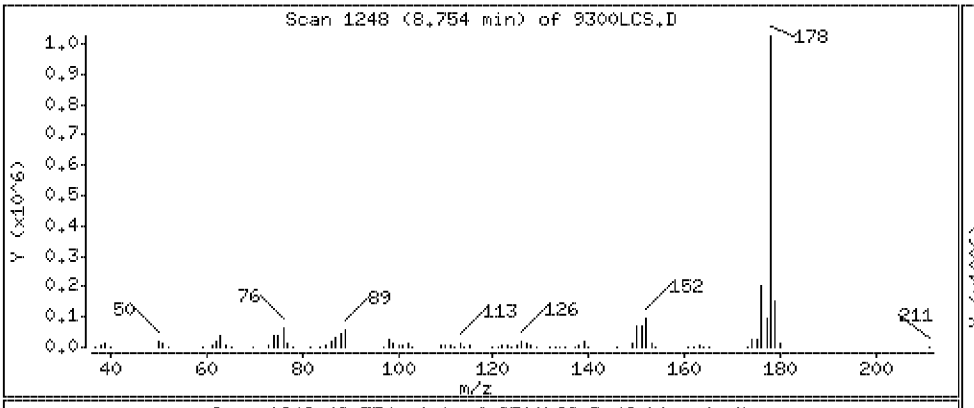

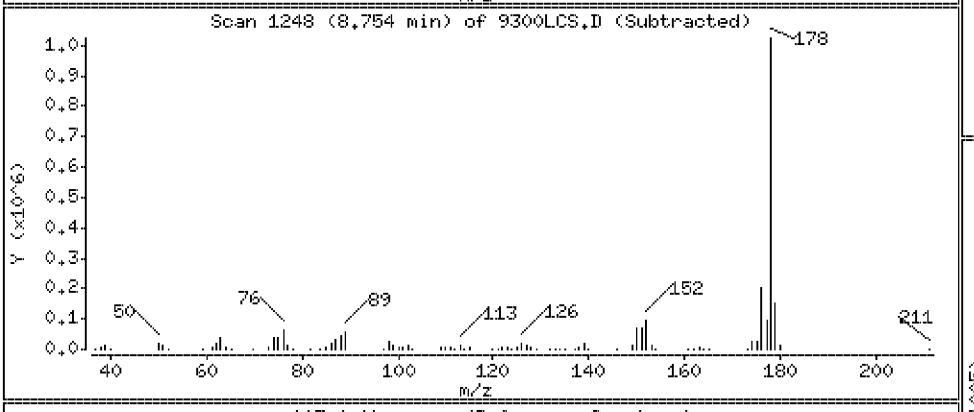

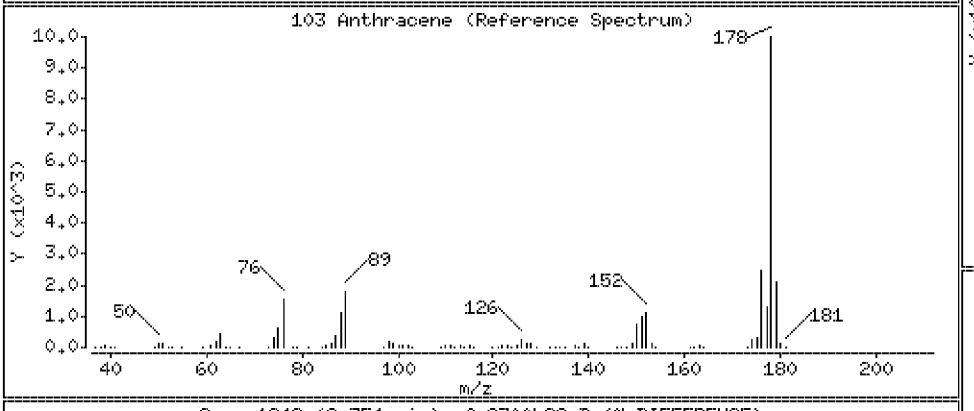

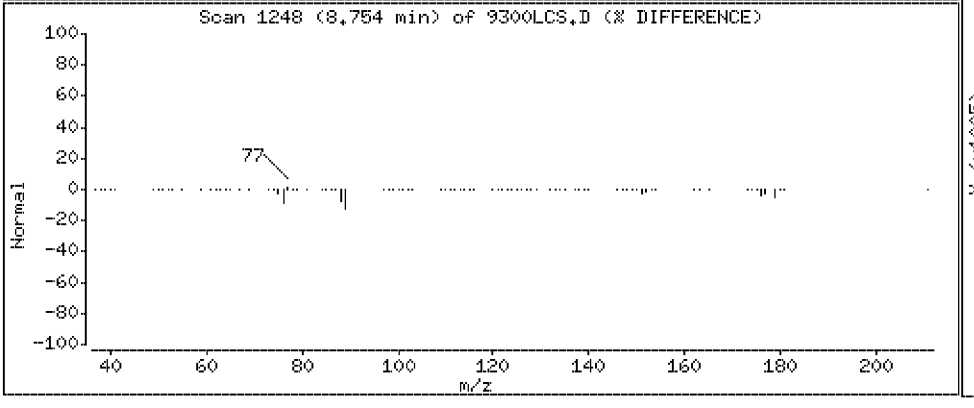

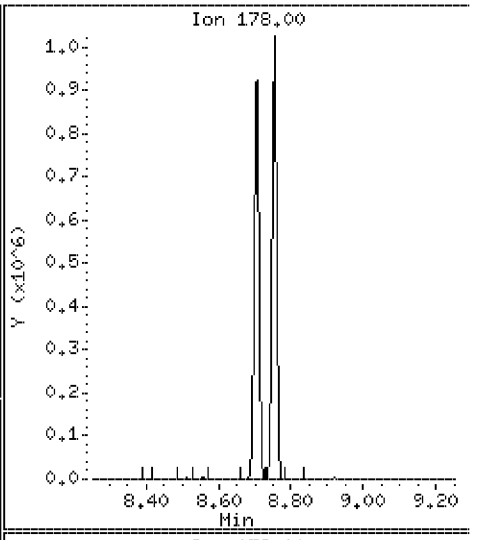

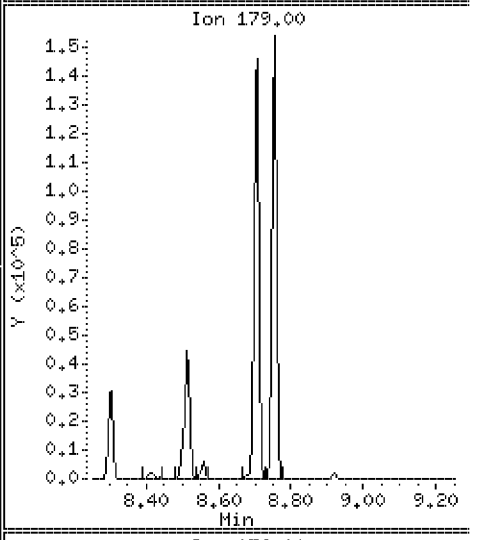

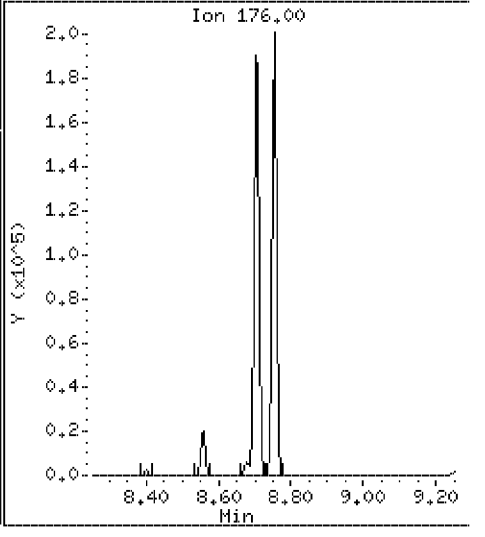

Data File: \\Svecd04\DD\chem\smsd03.i\S3050312.b\9300LCS.D

Date : 03-MAY-2012 14:27

Client ID: 128825LCS

Instrument: smsd03.i

Sample Info: SW128825LCS

Operator: PEL

Column phase: HPMS-5

Column diameter: 0.25

104 Carbazole

Concentration: 1910 ug/kg

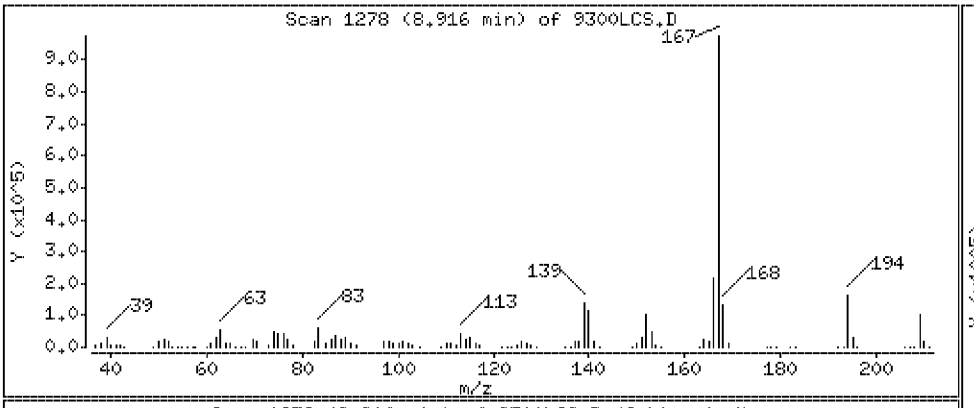

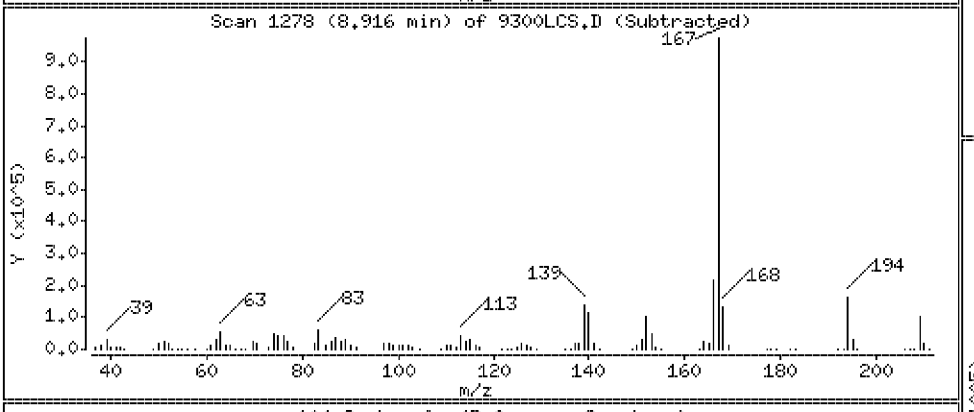

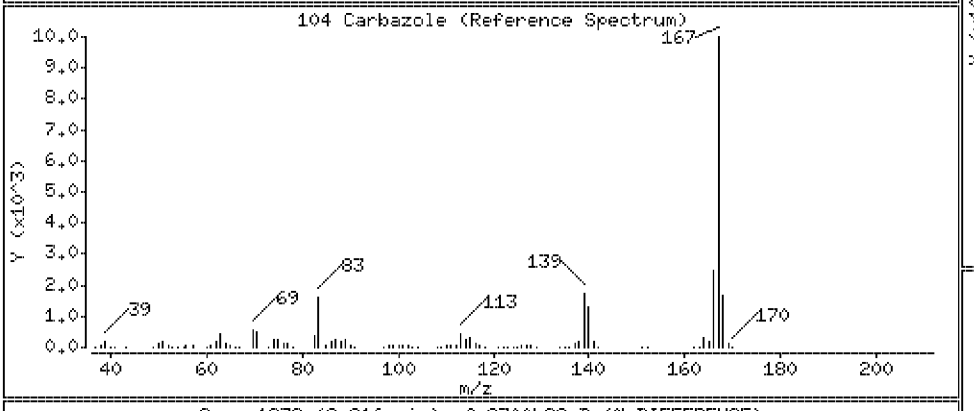

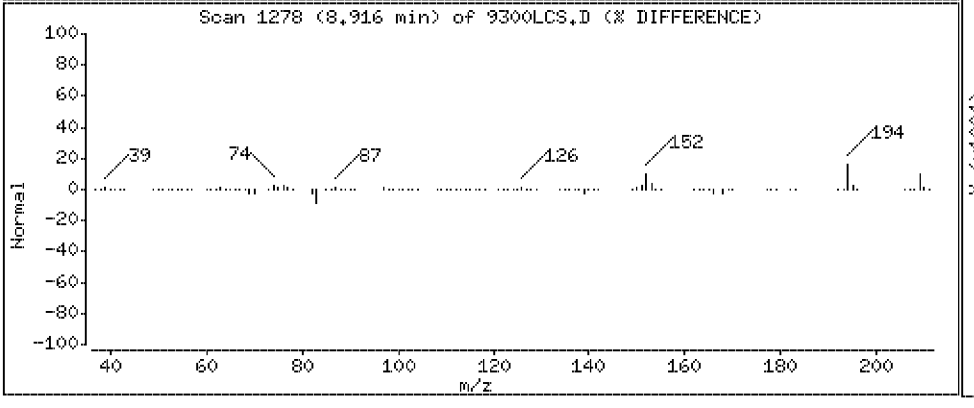

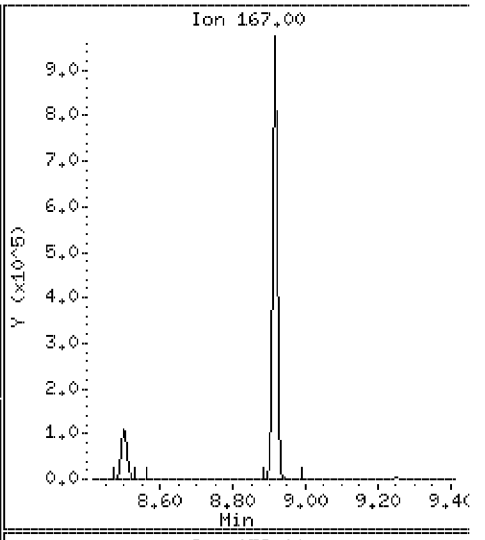

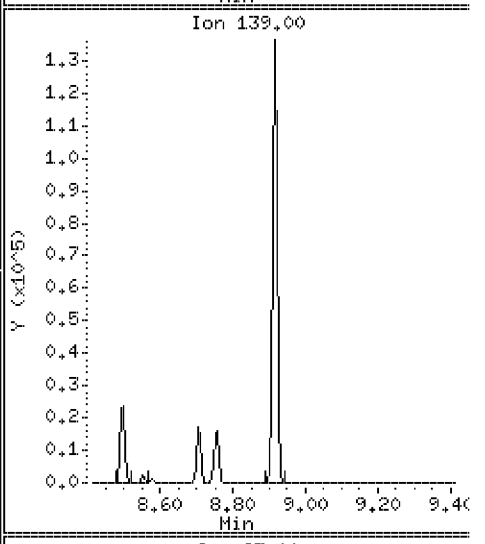

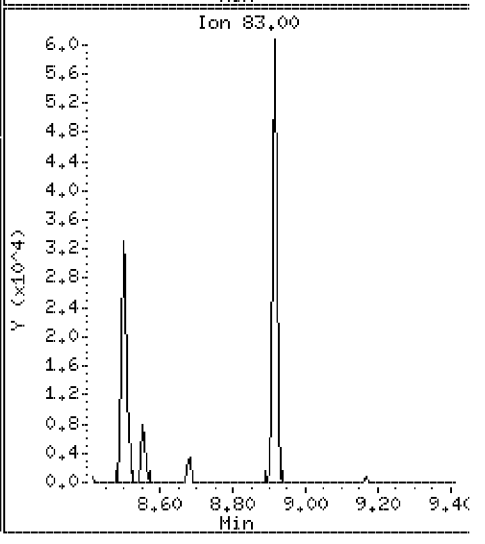

Data File: \\Svecd04\DD\chem\smsd03.i\S3050312.b\9300LCS.D

Date : 03-MAY-2012 14:27

Client ID: 128825LCS

Instrument: smsd03.i

Sample Info: SW128825LCS

Operator: PEL

Column phase: HPMS-5

Column diameter: 0.25

105 Di-n-butylphthalate

Concentration: 1740 ug/kg

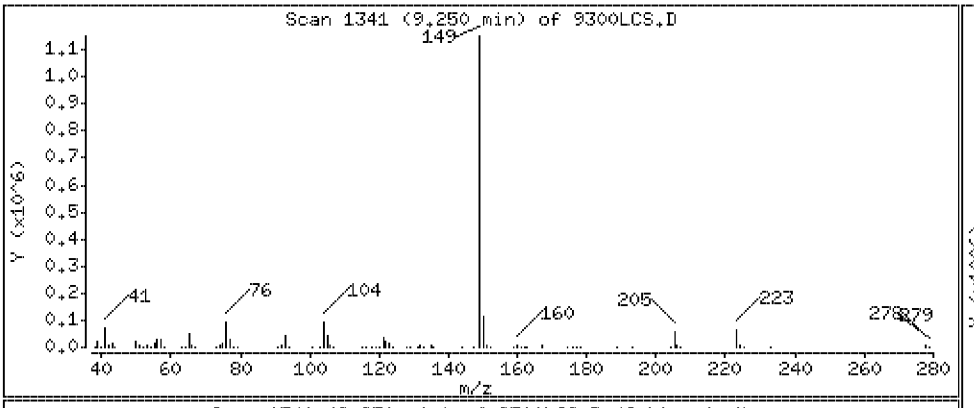

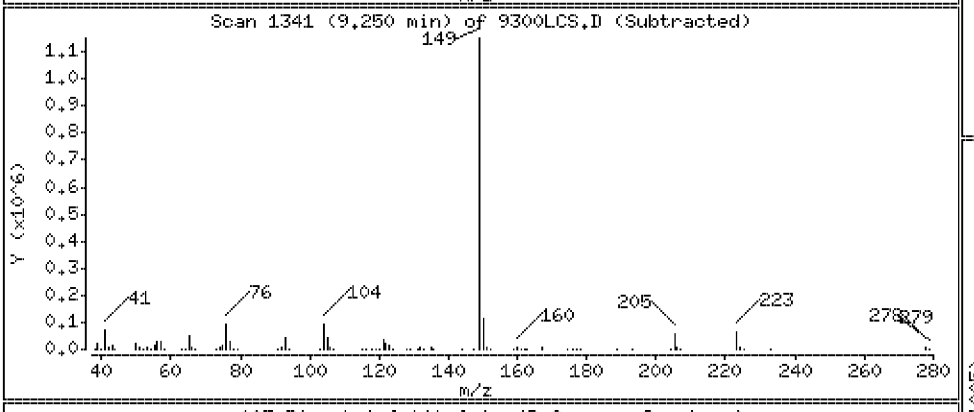

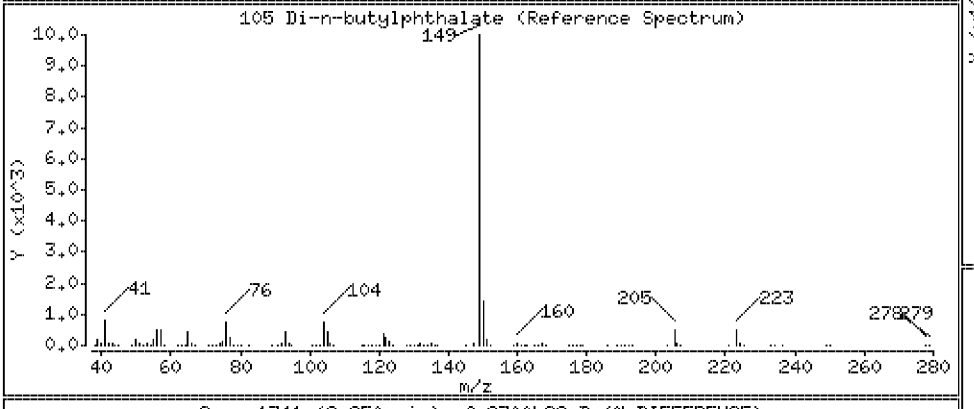

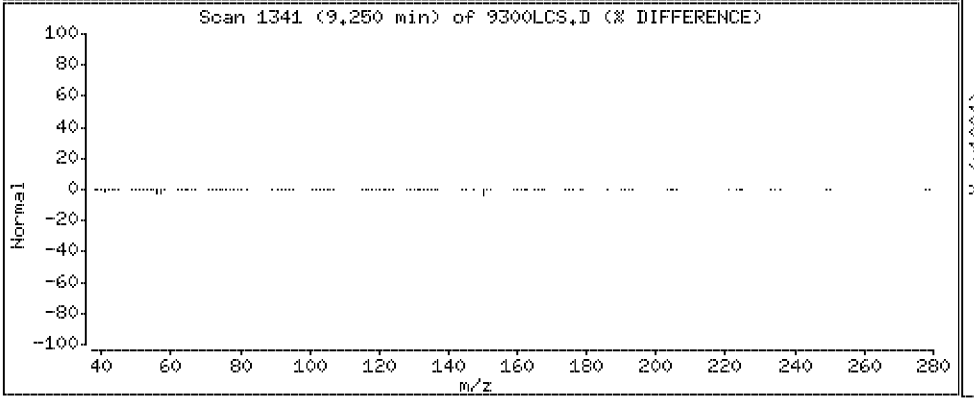

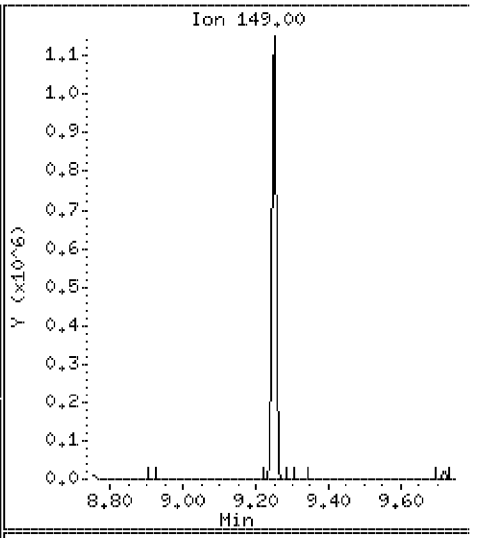

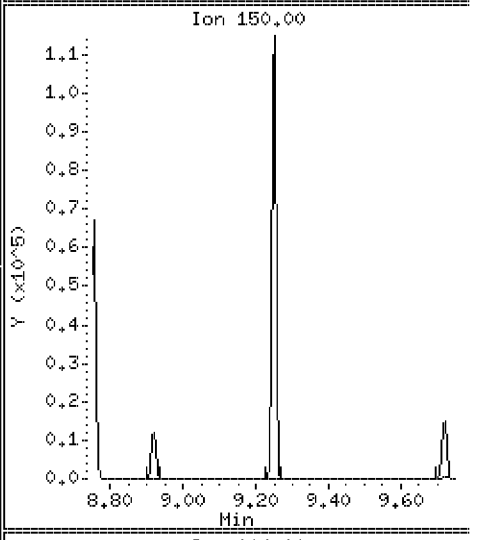

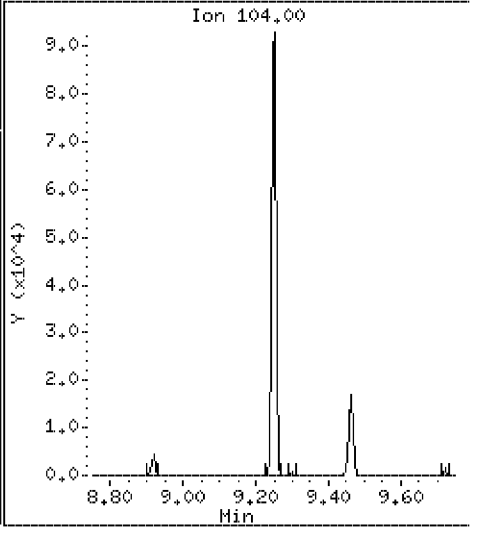

Data File: \\Svecd04\DD\chem\smsd03.i\S3050312.b\9300LCS.D

Date : 03-MAY-2012 14:27

Client ID: 128825LCS

Instrument: smsd03.i

Sample Info: SW128825LCS

Operator: PEL

Column phase: HPMS-5

Column diameter: 0.25

106 4-Nitroquinoline-1-oxide

Concentration: 1240 ug/kg

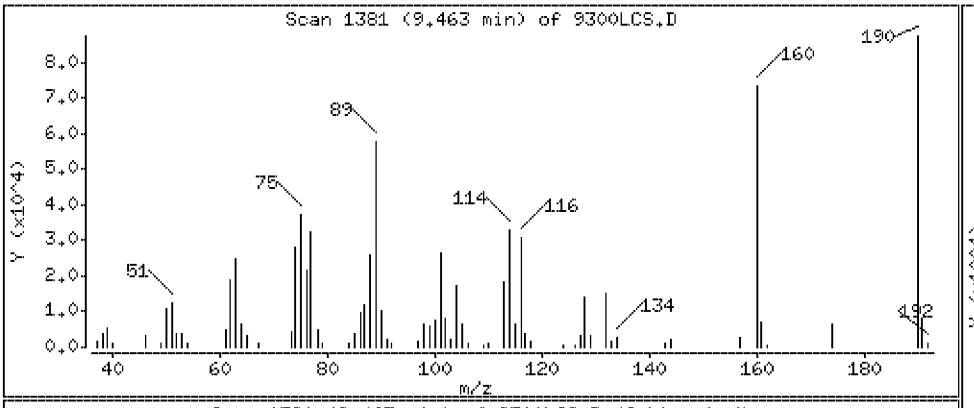

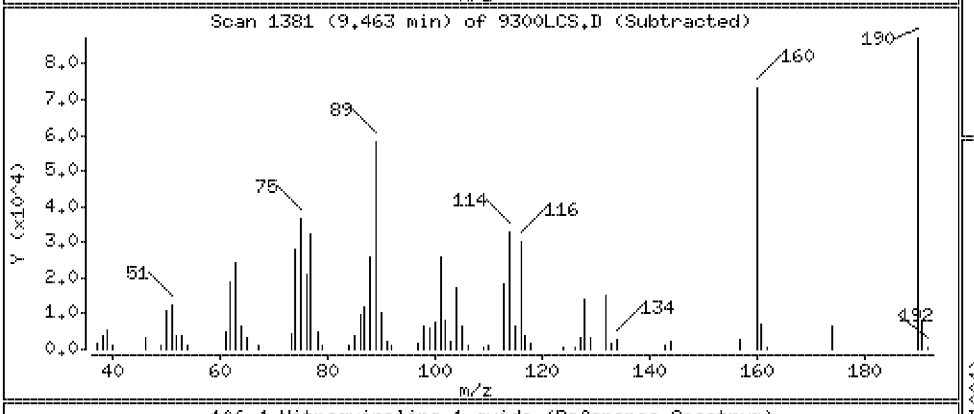

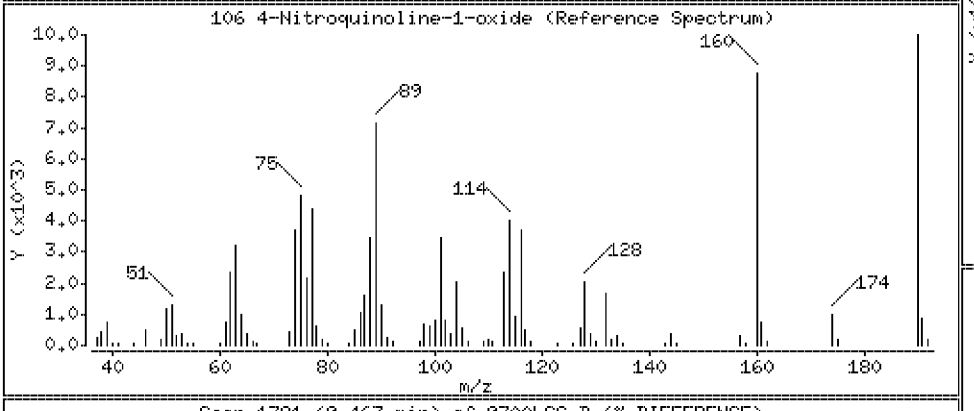

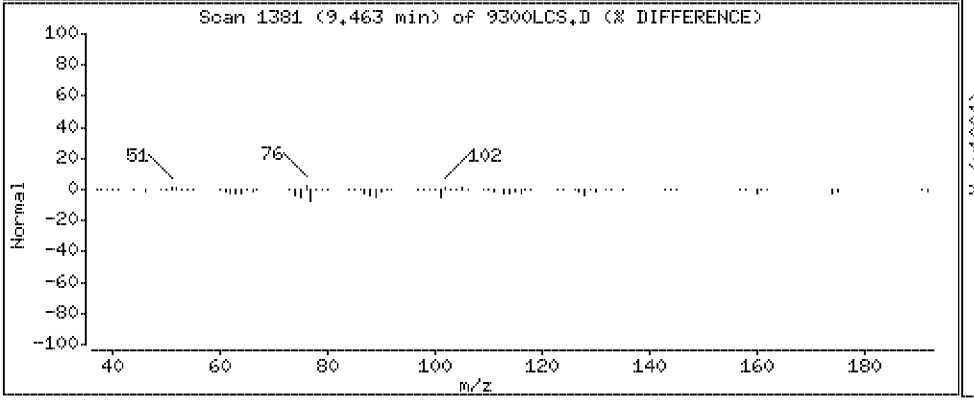

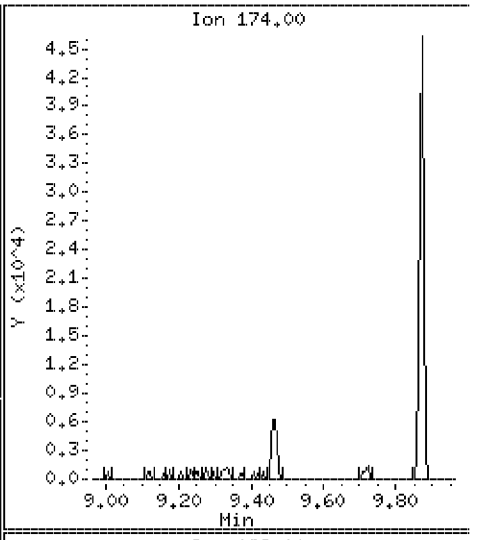

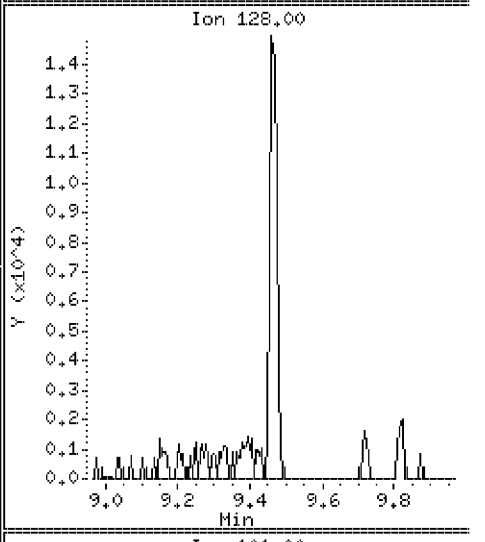

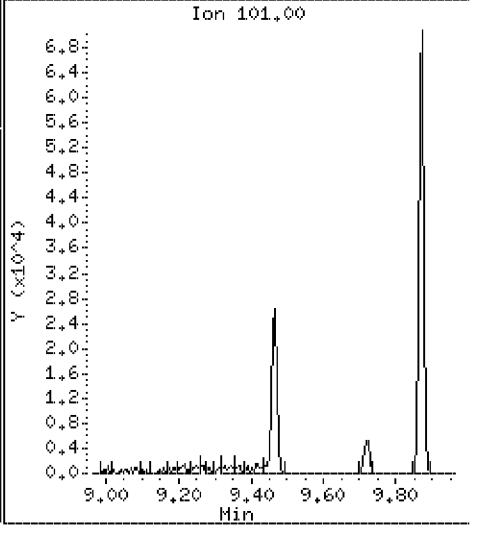

Data File: \\Svecd04\DD\chem\smsd03.i\S3050312.b\9300LCS.D

Date : 03-MAY-2012 14:27

Client ID: 128825LCS

Instrument: smsd03.i

Sample Info: SW128825LCS

Operator: PEL

Column phase: HPMS-5

Column diameter: 0.25

107 Methapyrilene

Concentration: 196 ug/kg

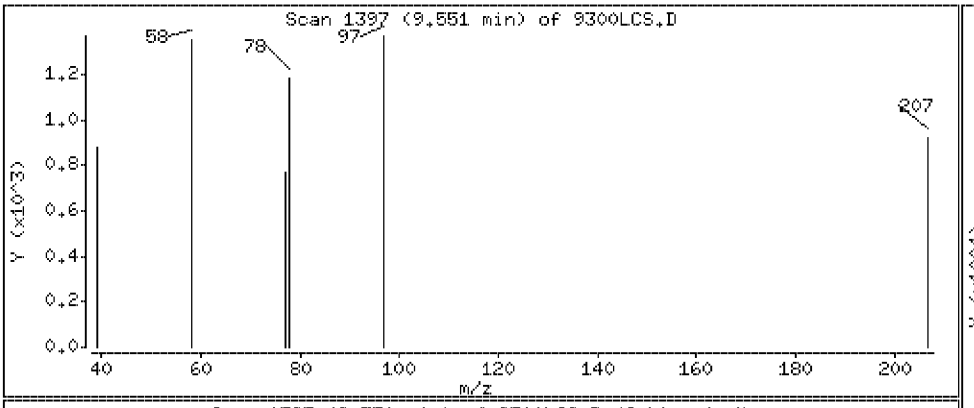

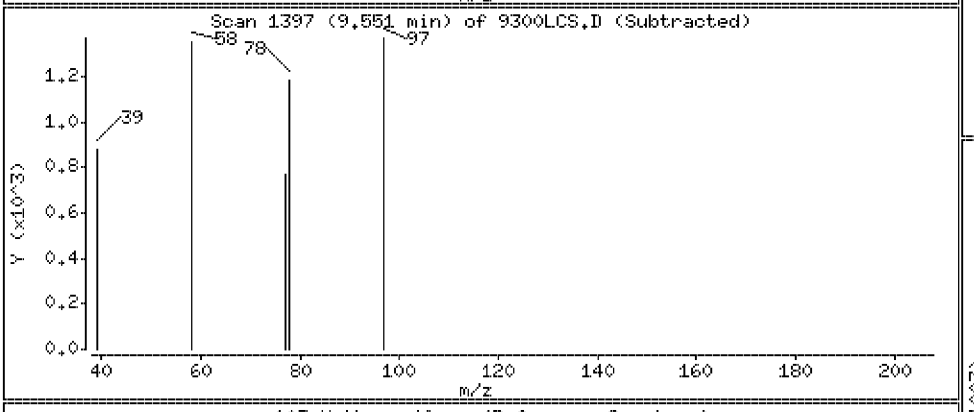

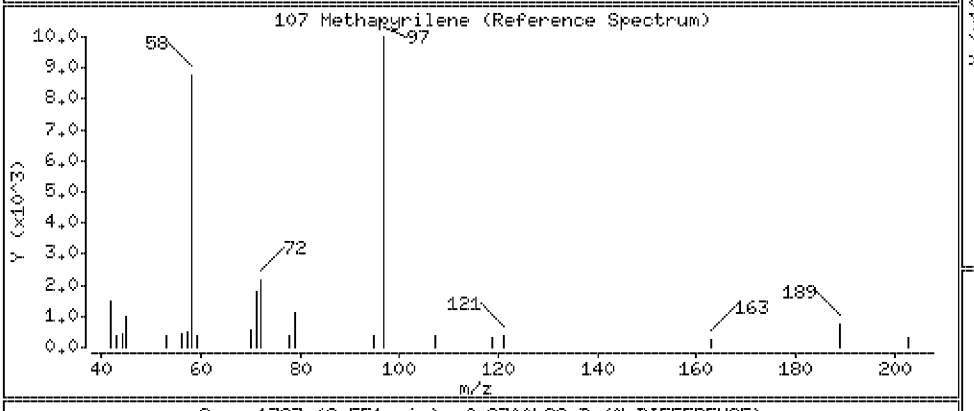

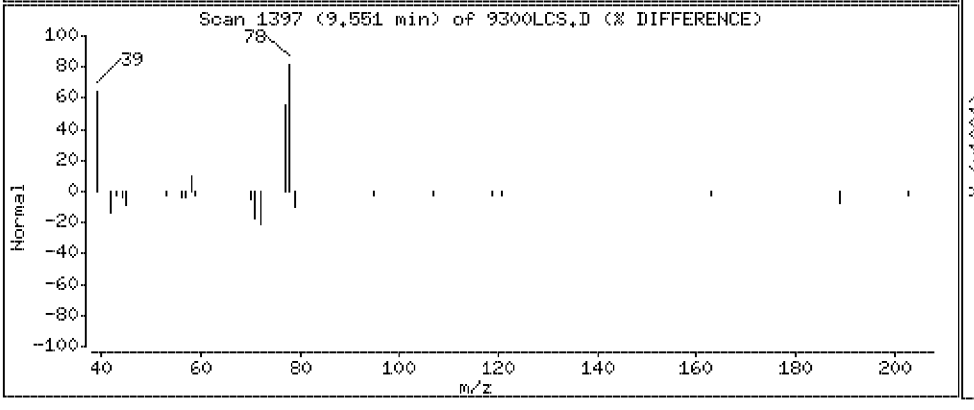

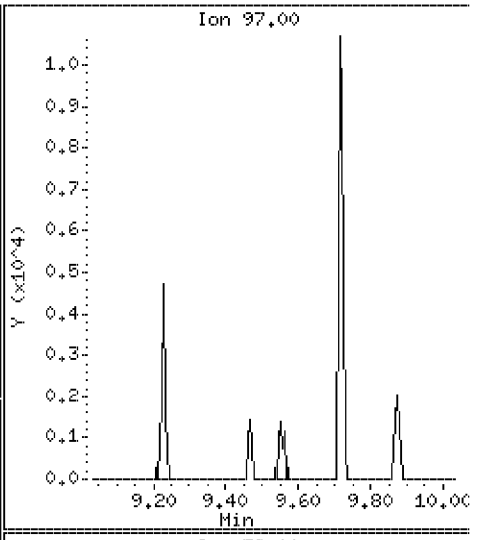

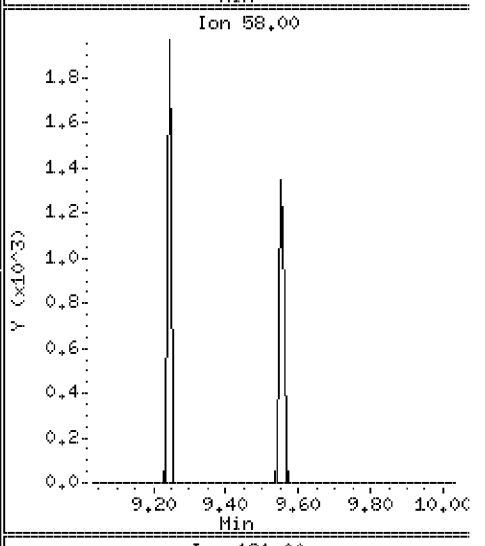

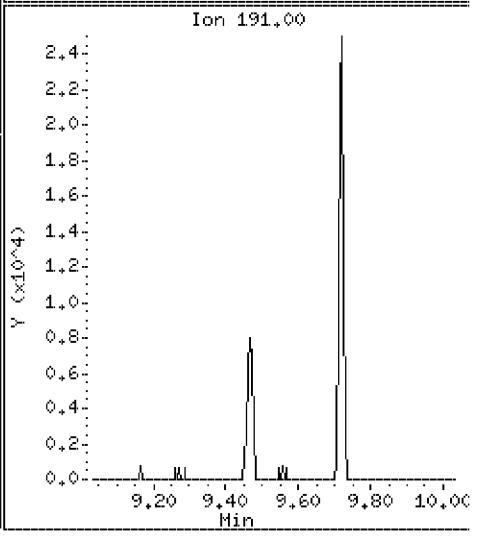

Data File: \\Svecd04\DD\chem\smsd03.i\S3050312.b\9300LCS.D

Date : 03-MAY-2012 14:27

Client ID: 128825LCS

Instrument: smsd03.i

Sample Info: SW128825LCS

Operator: PEL

Column phase: HPMS-5

Column diameter: 0.25

108 Isodrin

Concentration: 1670 ug/kg

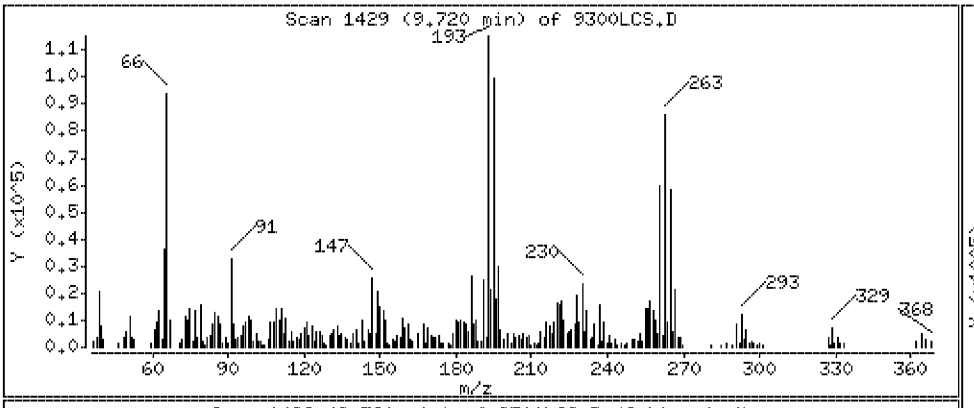

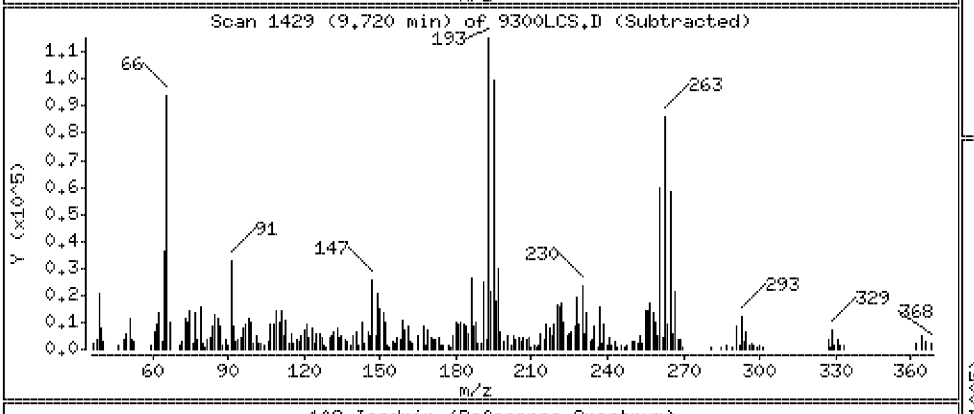

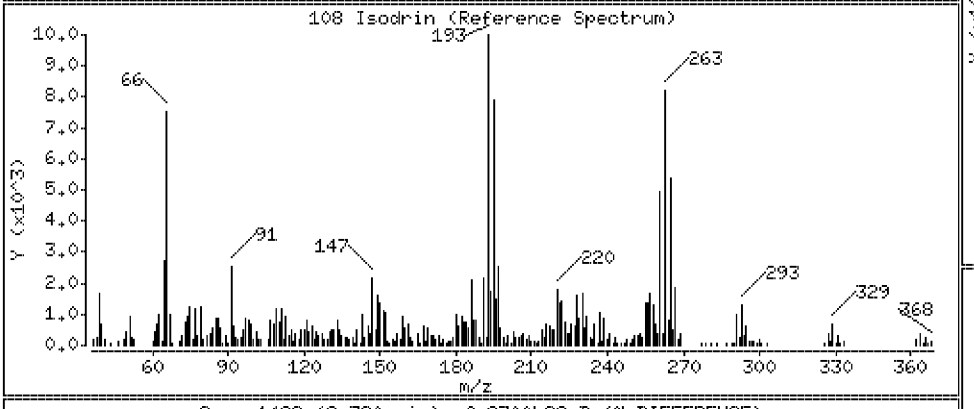

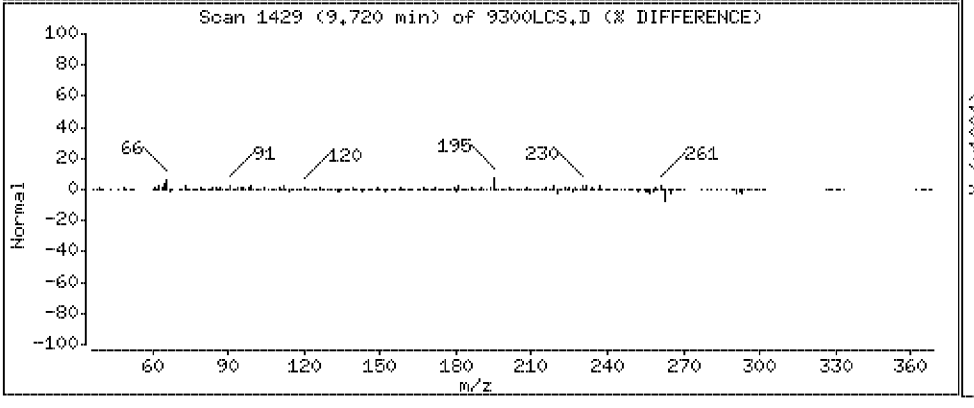

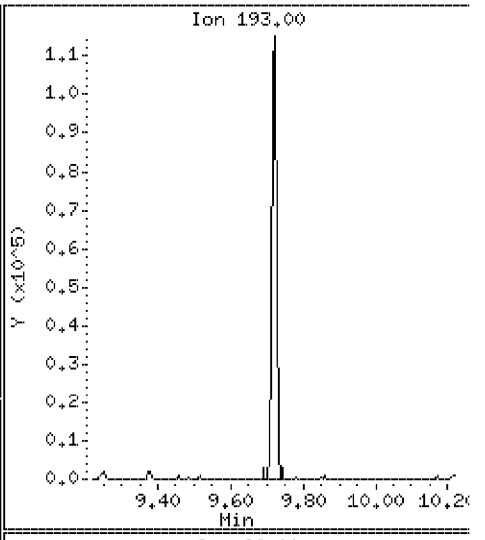

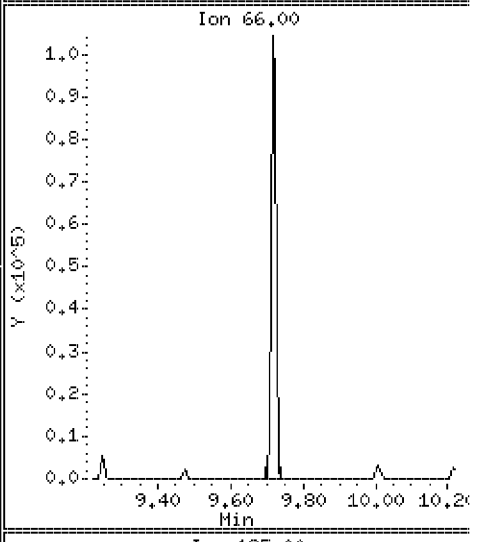

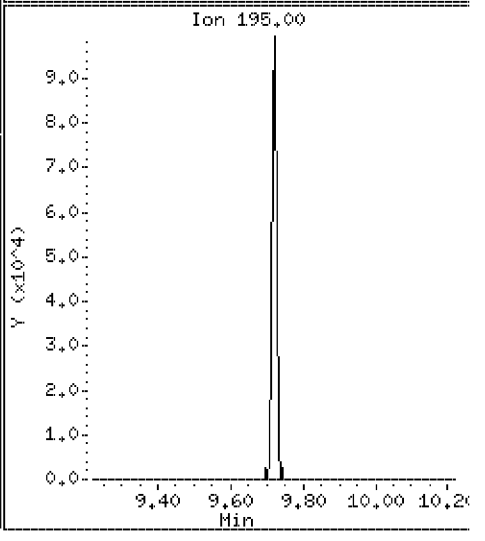

Data File: \\Svecd04\DD\chem\smsd03.i\S3050312.b\9300LCS.D

Date : 03-MAY-2012 14:27

Client ID: 128825LCS

Instrument: smsd03.i

Sample Info: SW128825LCS

Operator: PEL

Column phase: HPMS-5

Column diameter: 0.25

109 Fluoranthene

Concentration: 1780 ug/kg

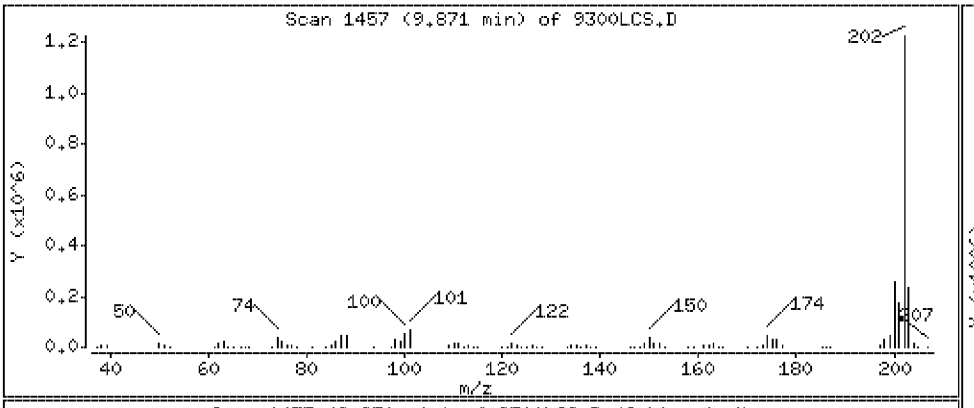

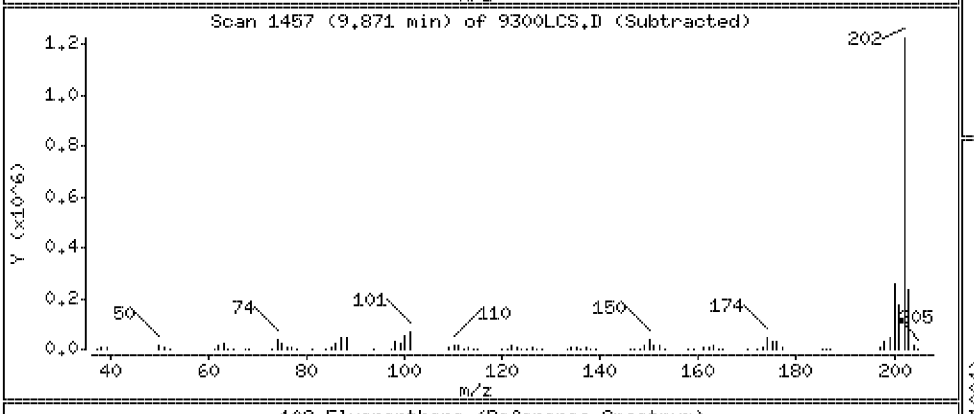

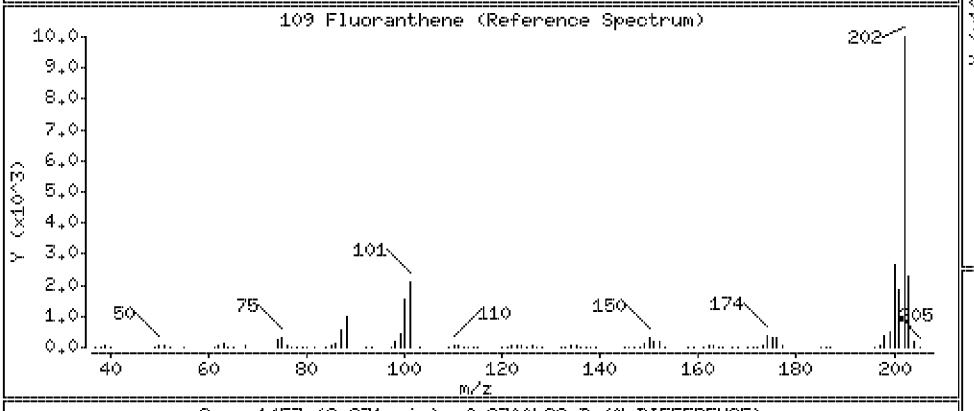

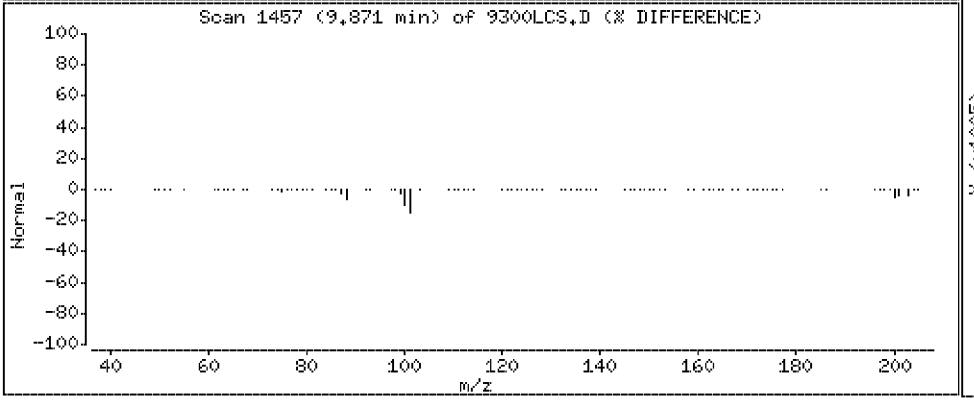

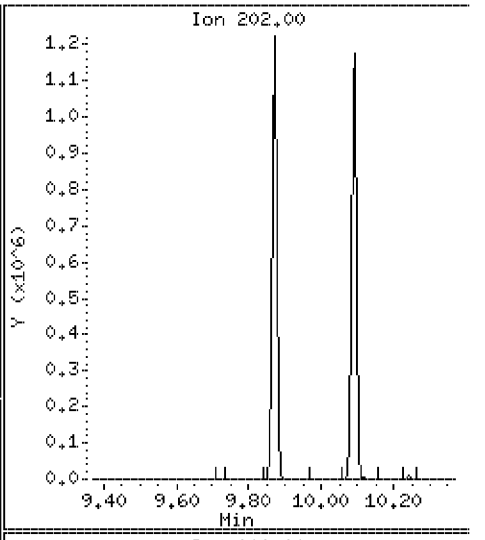

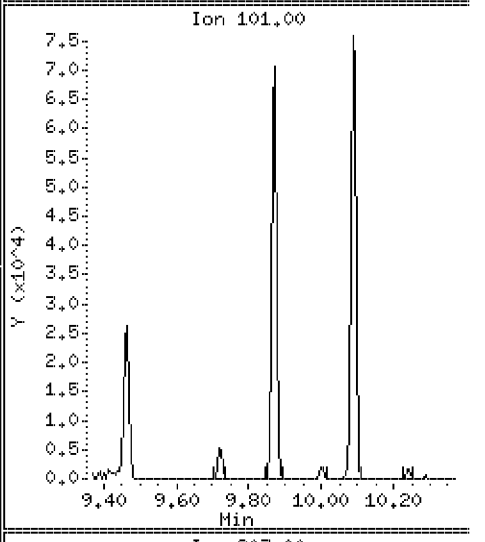

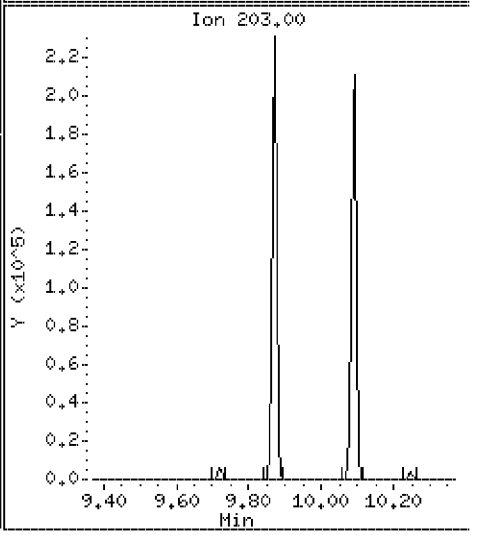

Data File: \\Svecd04\DD\chem\smsd03.i\S3050312.b\9300LCS.D

Date : 03-MAY-2012 14:27

Client ID: 128825LCS

Instrument: smsd03.i

Sample Info: SW128825LCS

Operator: PEL

Column phase: HPMS-5

Column diameter: 0.25

110 Benzidine

Concentration: 427 ug/kg

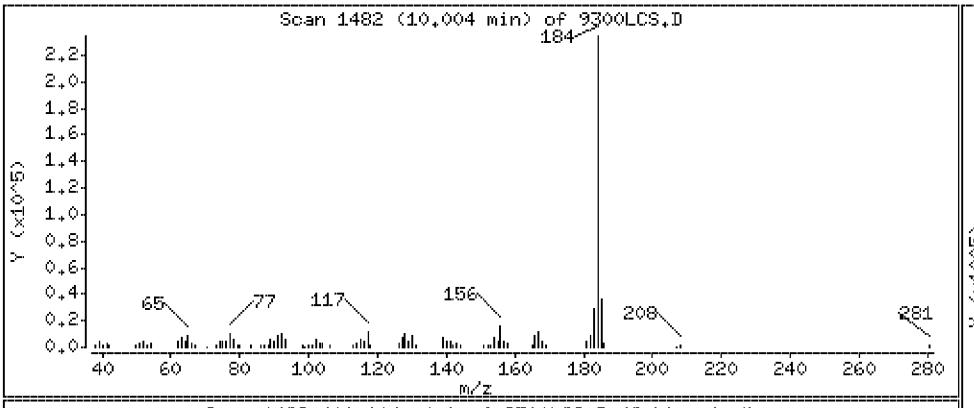

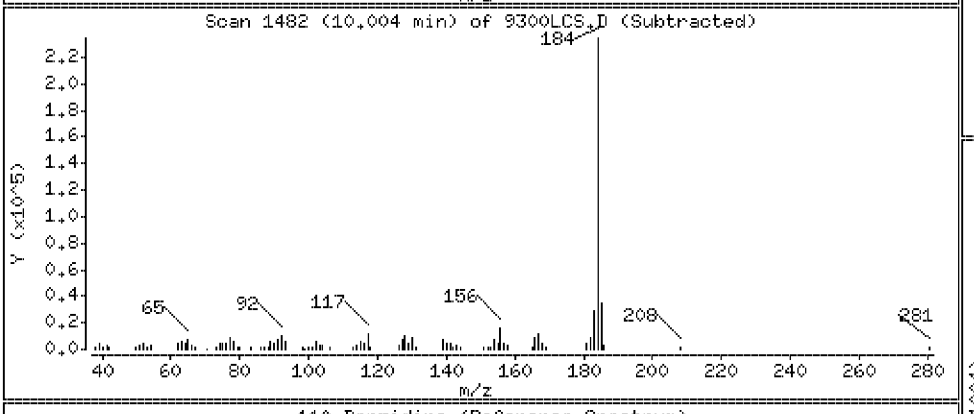

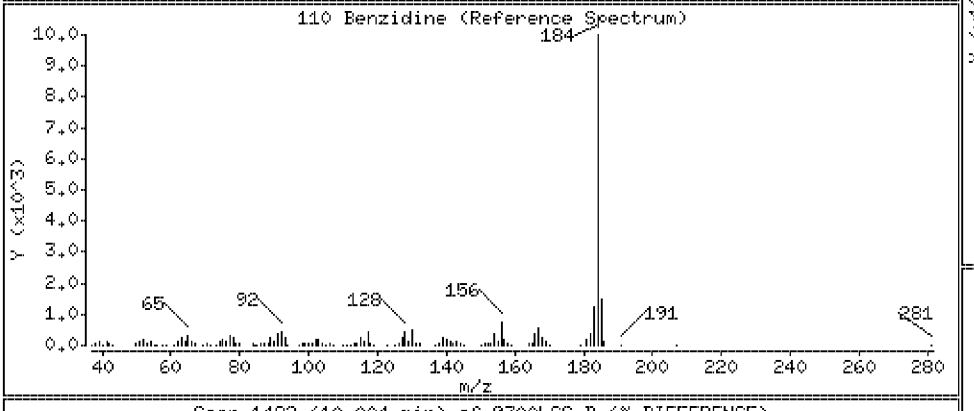

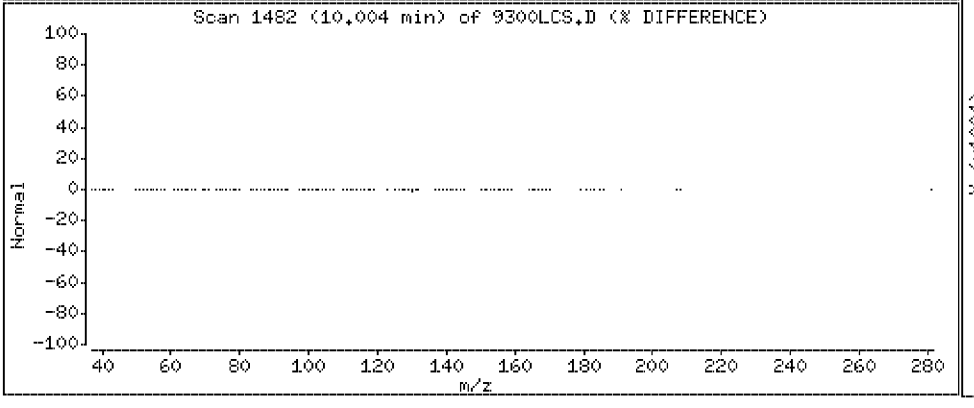

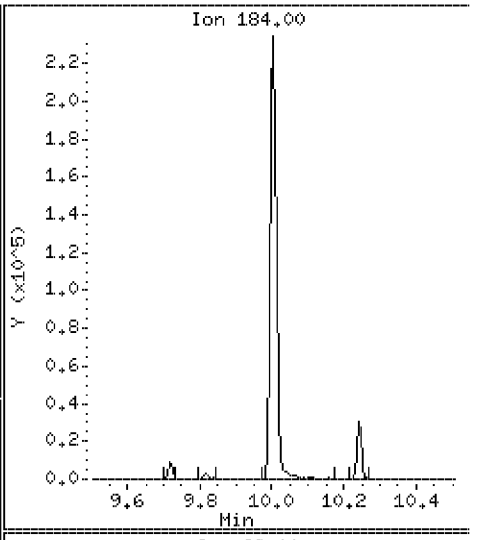

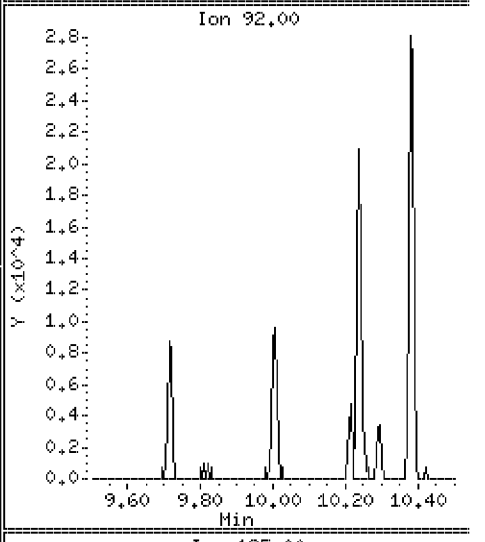

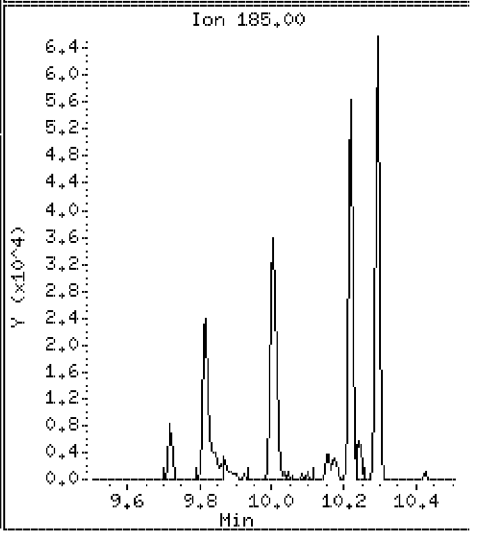

Data File: \\Svecd04\DD\chem\smsd03.i\S3050312.b\9300LCS.D

Date : 03-MAY-2012 14:27

Client ID: 128825LCS

Instrument: smsd03.i

Sample Info: SW128825LCS

Operator: PEL

Column phase: HPMS-5

Column diameter: 0.25

111 Pyrene

Concentration: 1590 ug/kg

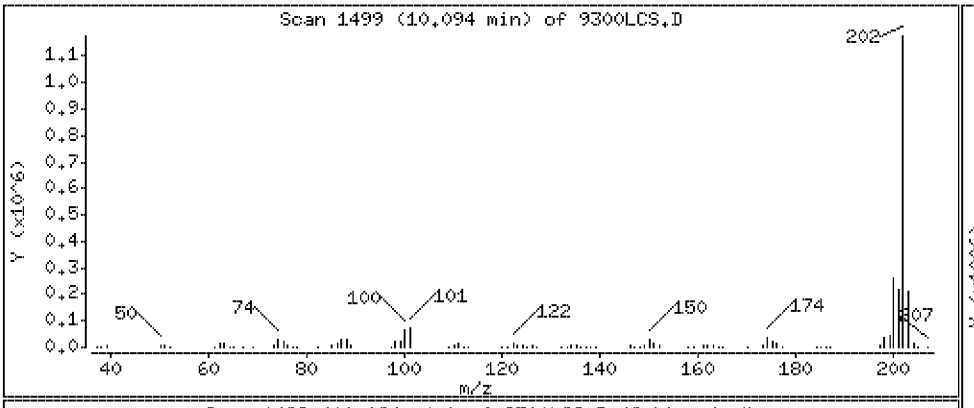

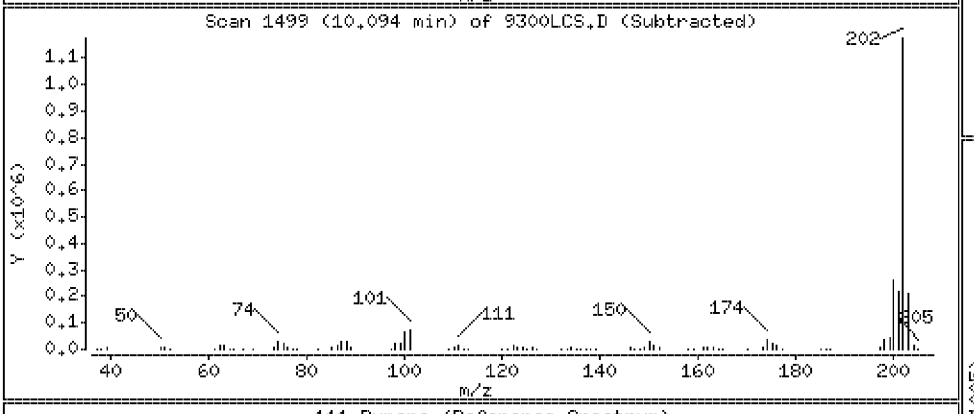

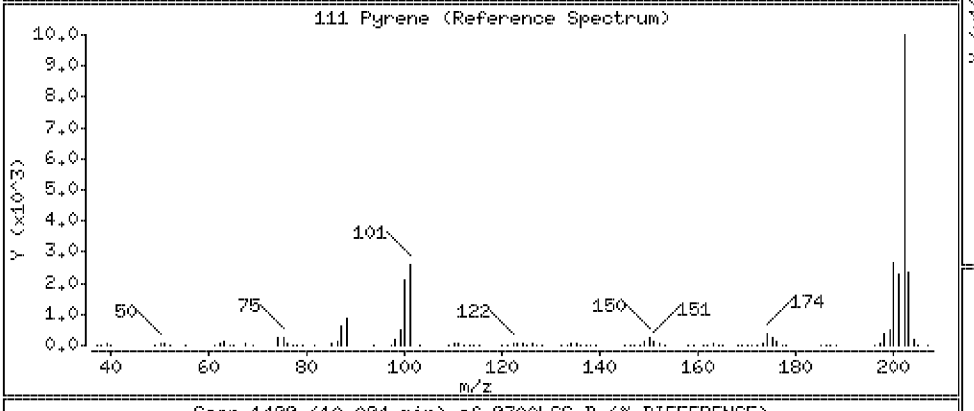

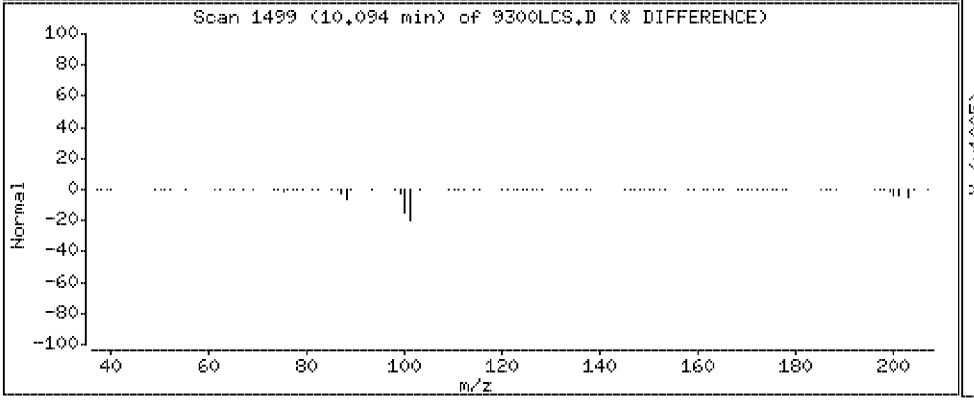

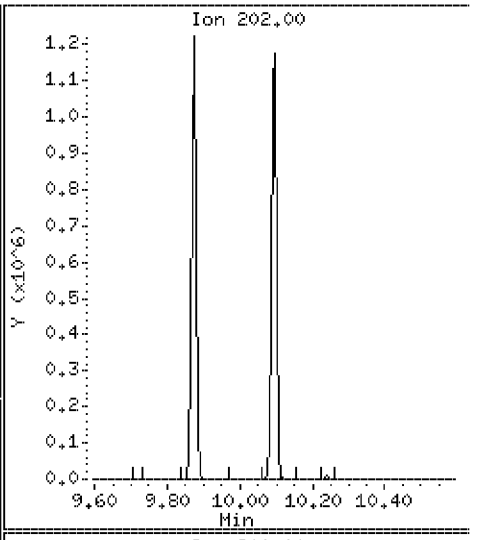

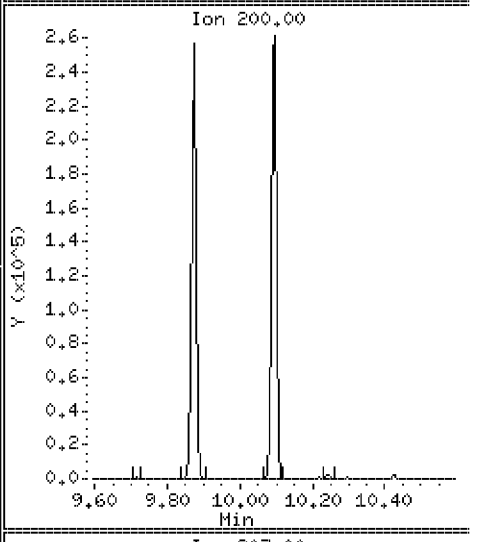

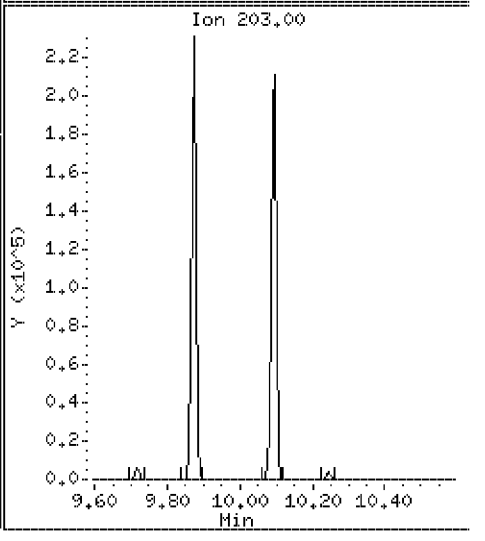

Data File: \\Svecd04\DD\chem\smsd03.i\S3050312.b\9300LCS.D

Date : 03-MAY-2012 14:27

Client ID: 128825LCS

Instrument: smsd03.i

Sample Info: SW128825LCS

Operator: PEL

Column phase: HPMS-5

Column diameter: 0.25

113 Aramite

Concentration: 1220 ug/kg

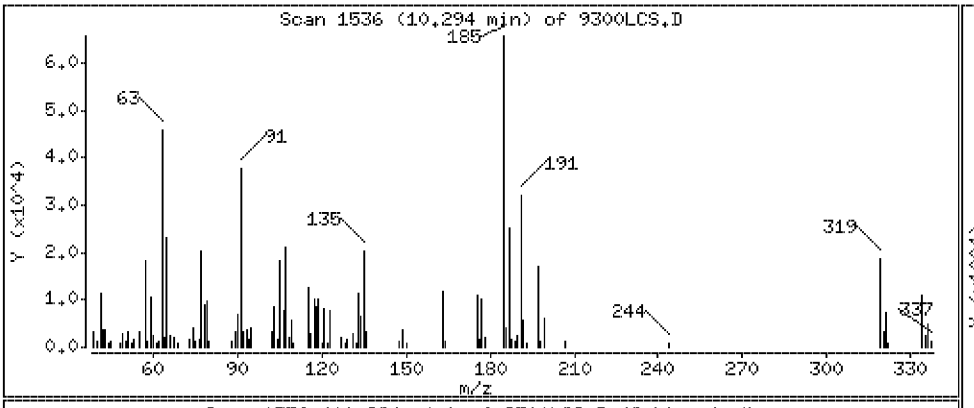

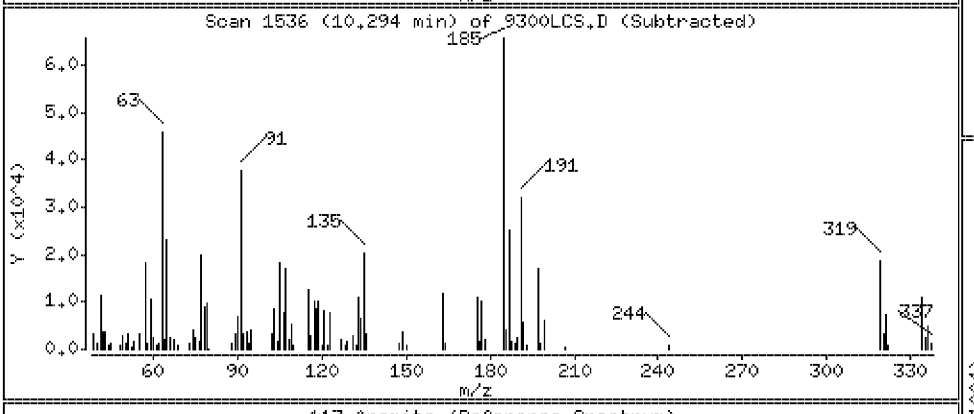

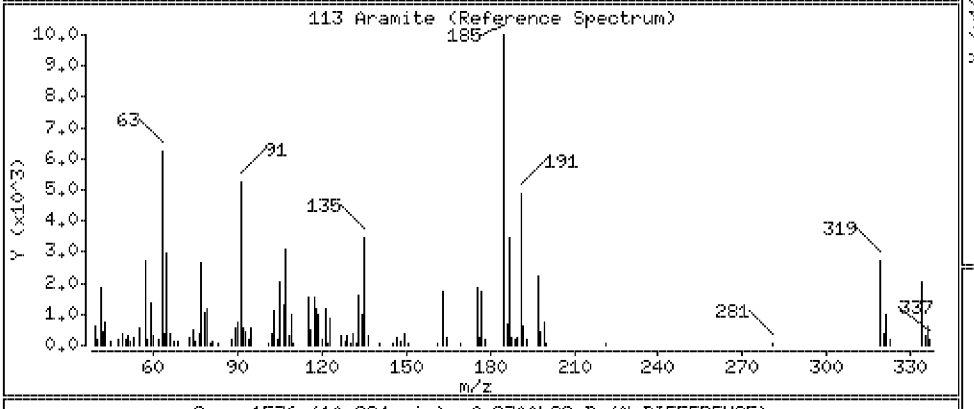

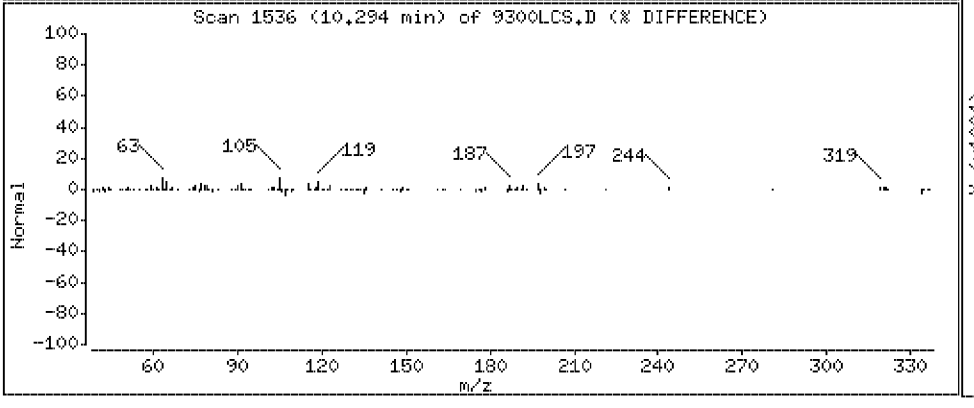

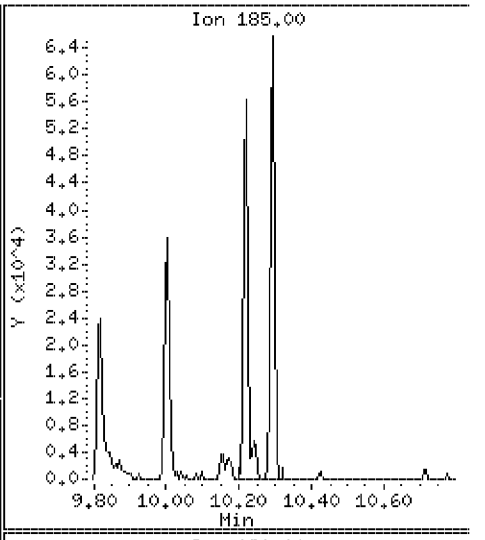

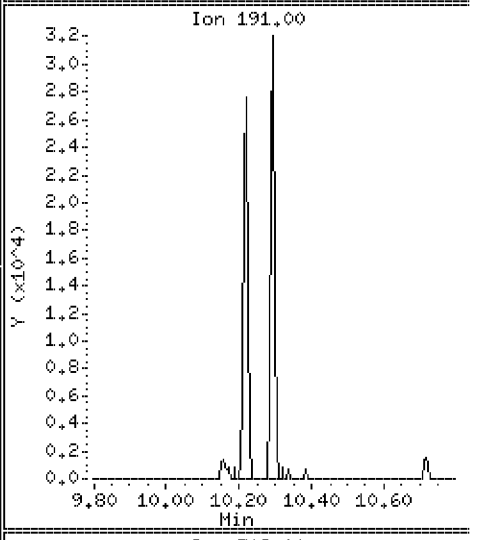

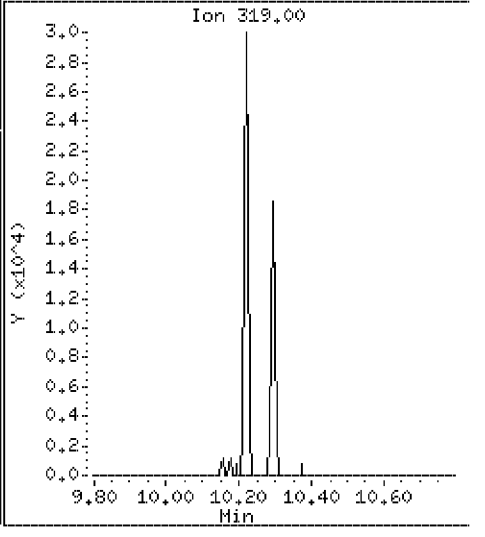

Data File: \\Svecd04\DD\chem\smsd03.i\S3050312.b\9300LCS.D

Date : 03-MAY-2012 14:27

Client ID: 128825LCS

Instrument: smsd03.i

Sample Info: SW128825LCS

Operator: PEL

Column phase: HPMS-5

Column diameter: 0.25

114 p-Dimethylamino azobenzene

Concentration: 1170 ug/kg

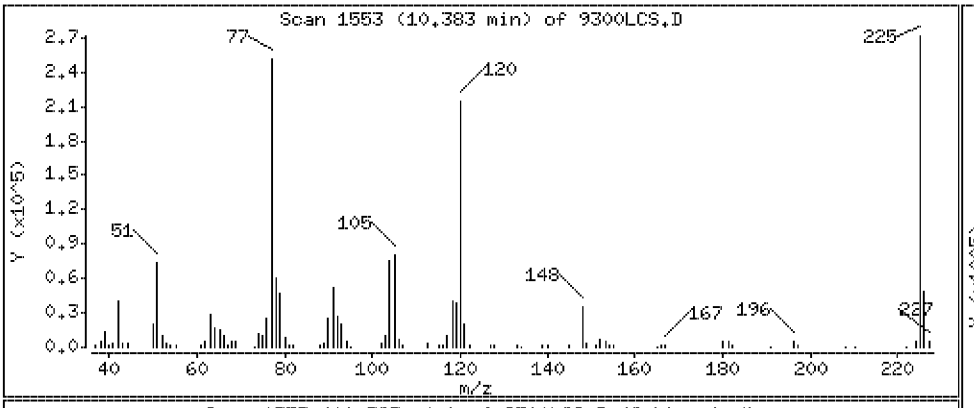

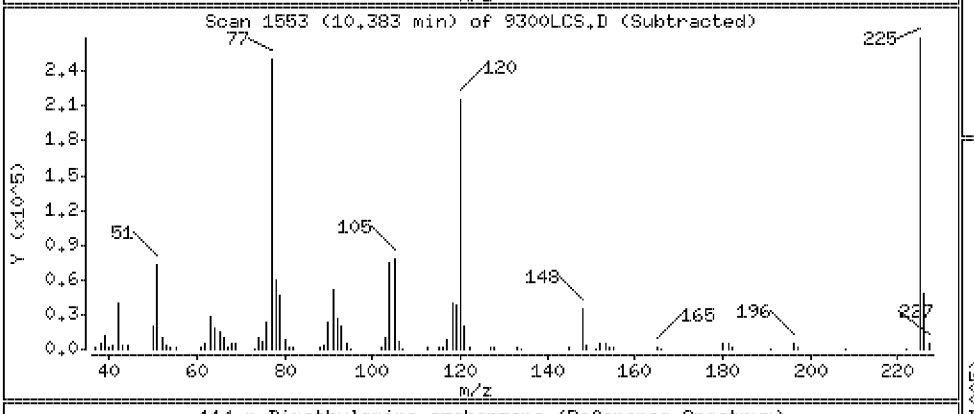

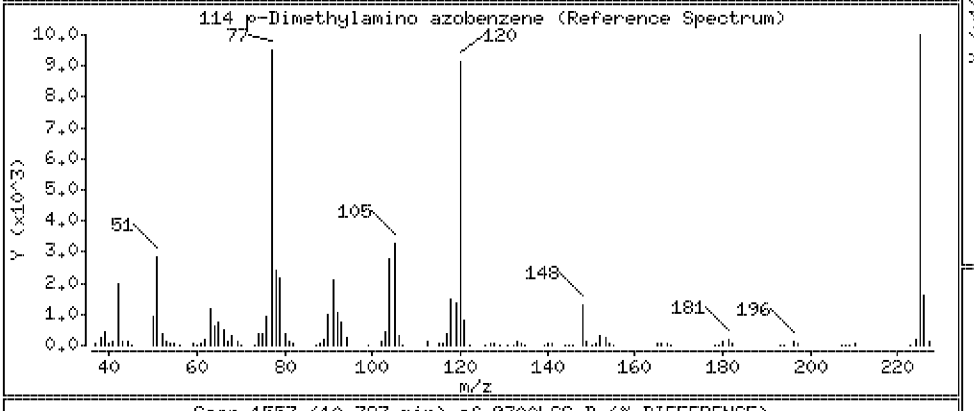

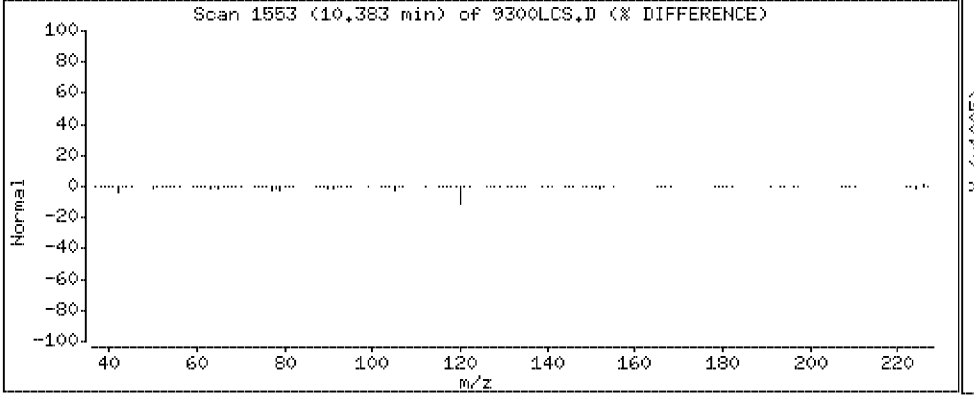

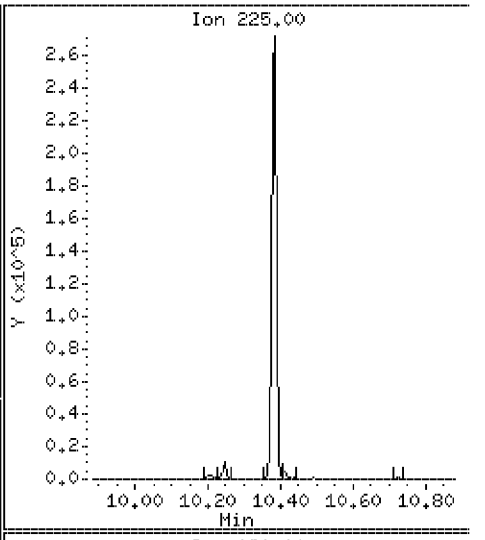

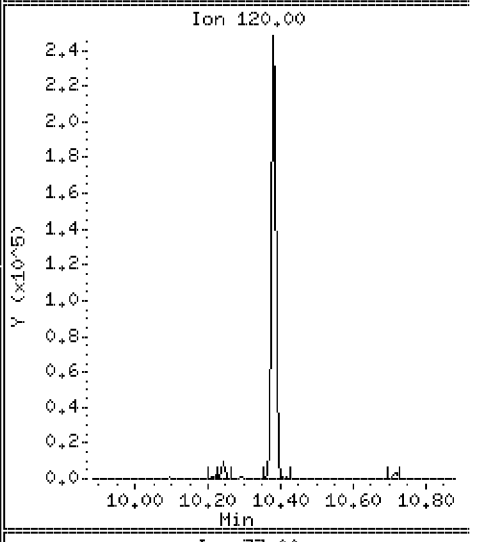

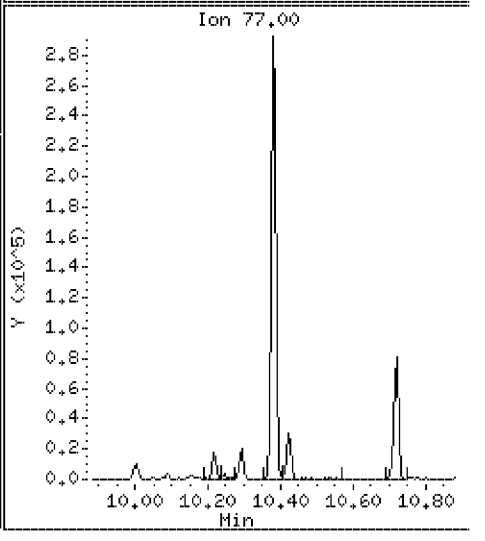

Data File: \\Svecd04\DD\chem\smsd03.i\S3050312.b\9300LCS.D

Date : 03-MAY-2012 14:27

Client ID: 128825LCS

Instrument: smsd03.i

Sample Info: SW128825LCS

Operator: PEL

Column phase: HPMS-5

Column diameter: 0.25

115 Chlorobenzilate

Concentration: 1180 ug/kg

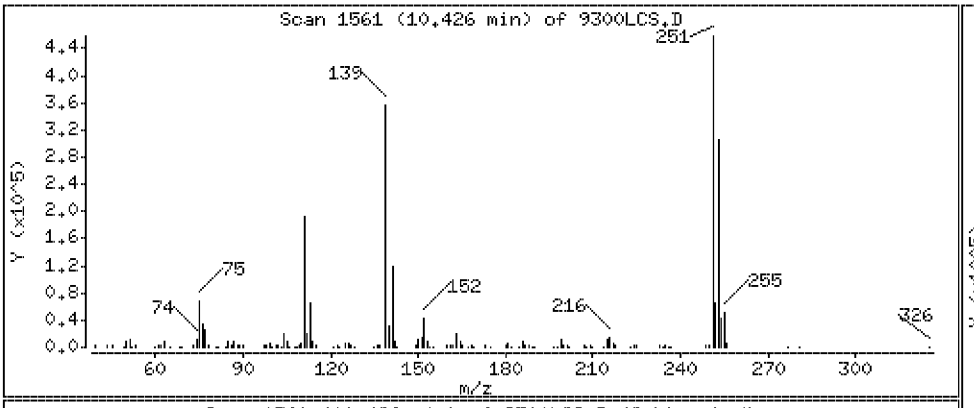

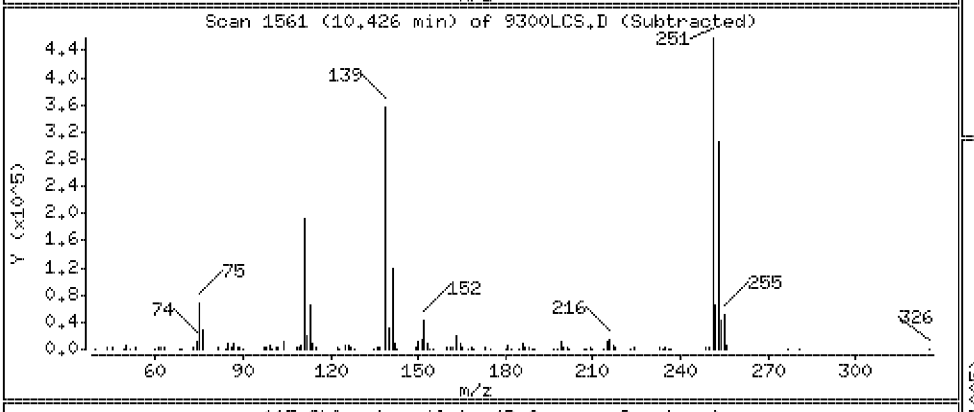

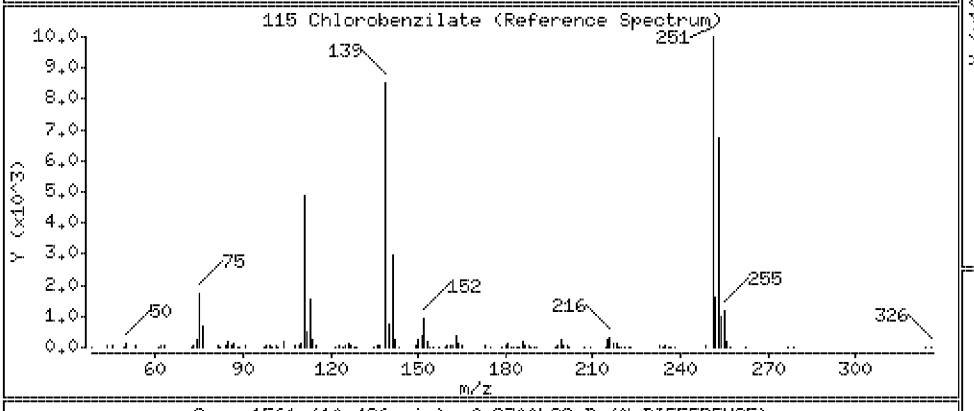

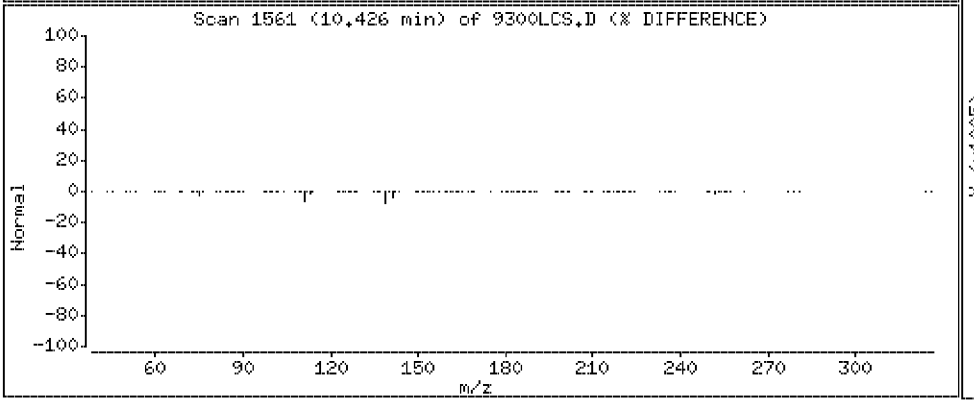

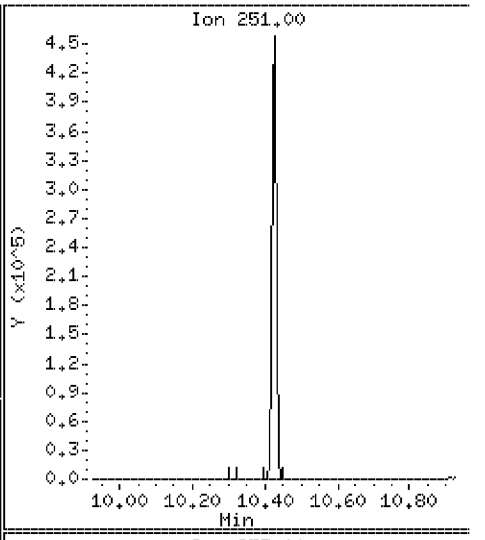

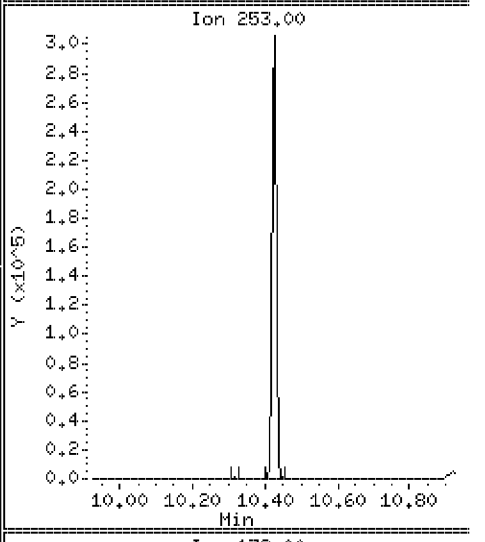

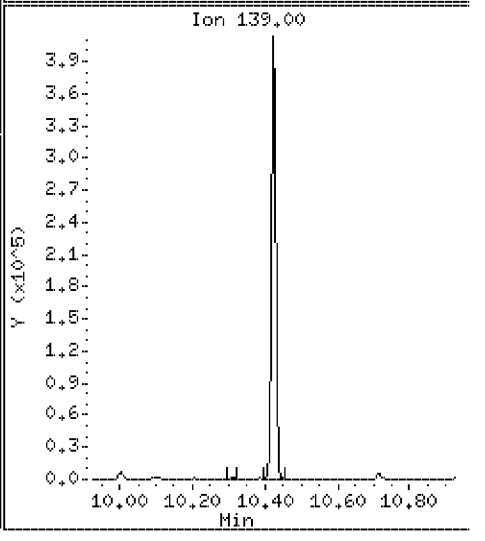

Data File: \\Svecd04\DD\chem\smsd03.i\S3050312.b\9300LCS.D

Date : 03-MAY-2012 14:27

Client ID: 128825LCS

Instrument: smsd03.i

Sample Info: SW128825LCS

Operator: PEL

Column phase: HPMS-5

Column diameter: 0.25

116 Kepone

Concentration: 277 ug/kg

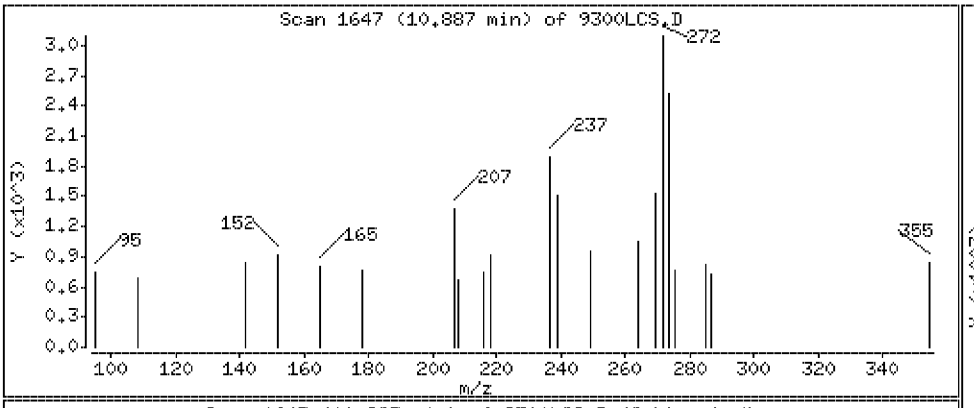

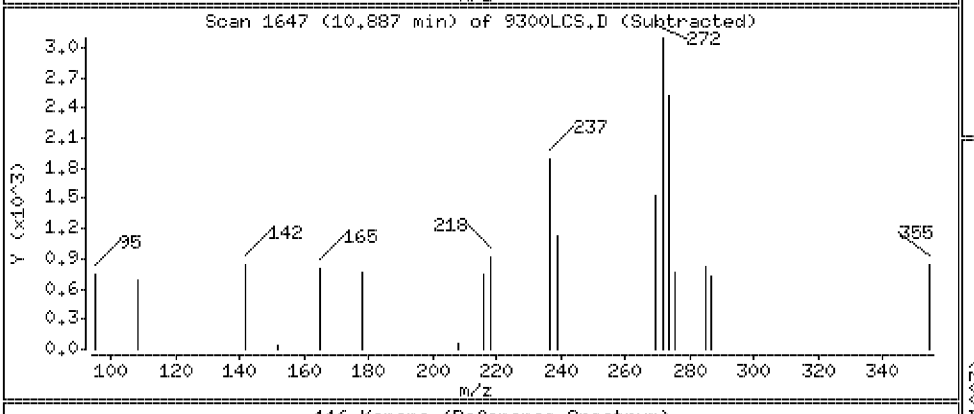

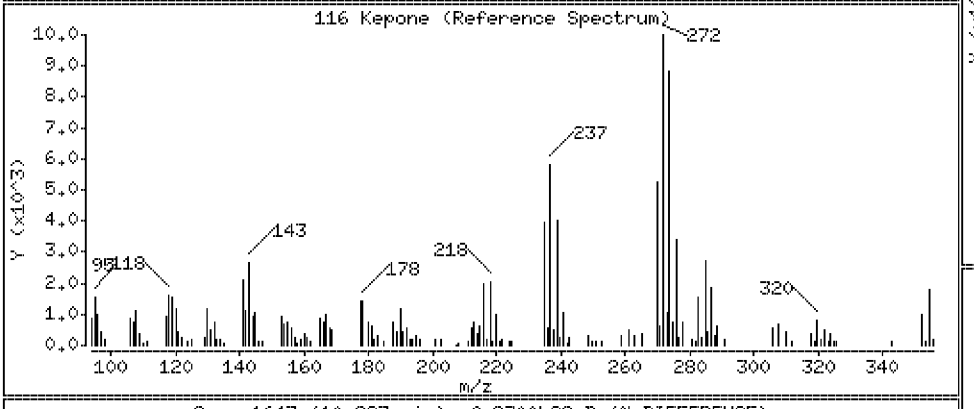

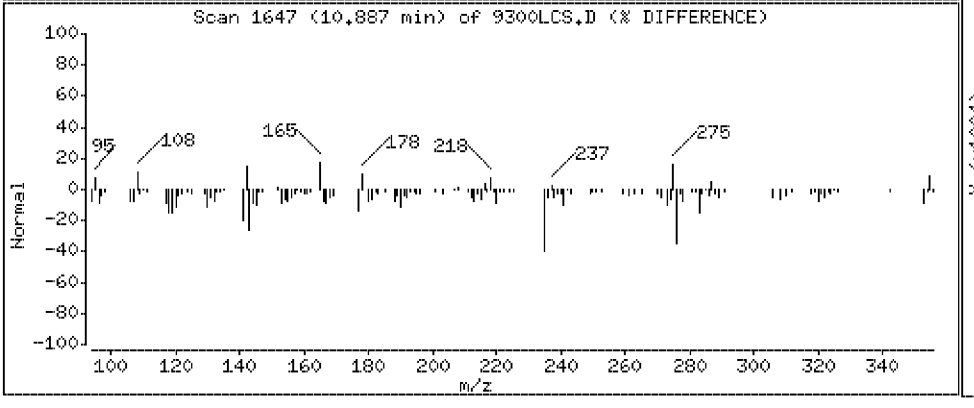

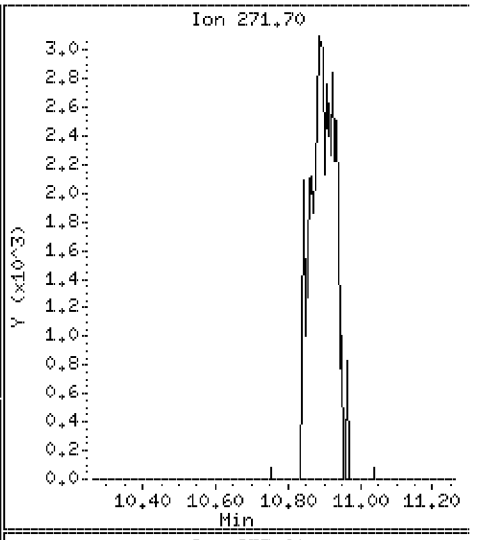

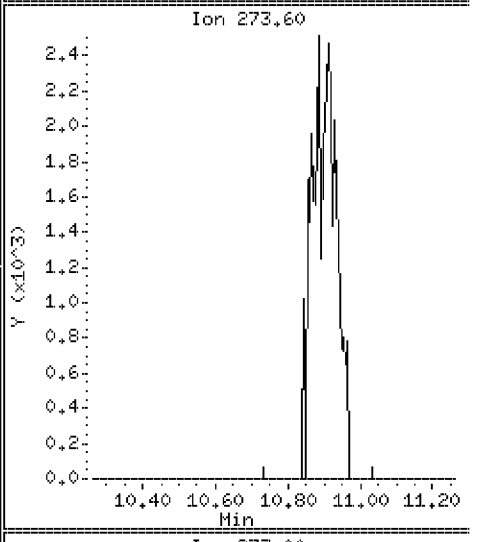

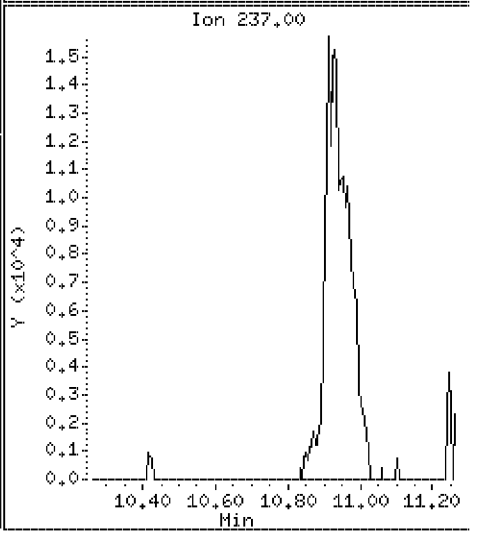

Data File: \\Svecd04\DD\chem\smsd03.i\S3050312.b\9300LCS.D

Date : 03-MAY-2012 14:27

Client ID: 128825LCS

Instrument: smsd03.i

Sample Info: SW128825LCS

Operator: PEL

Column phase: HPMS-5

Column diameter: 0.25

117 3,3-Dimethylbenzidine

Concentration: 530 ug/kg

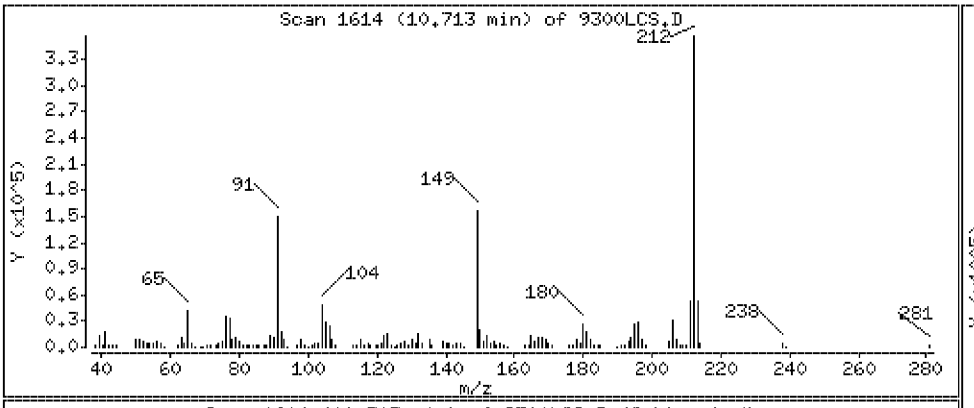

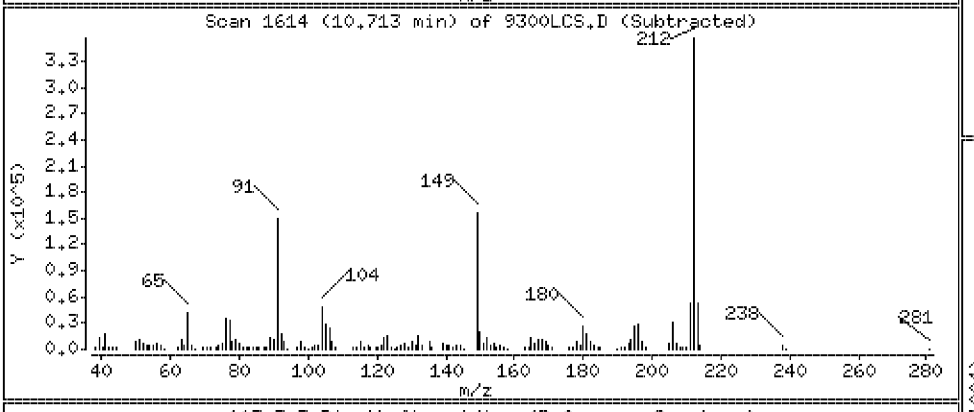

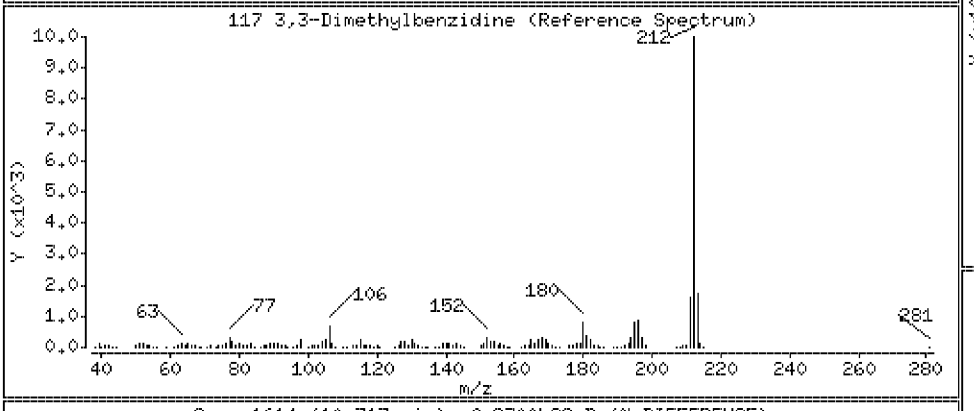

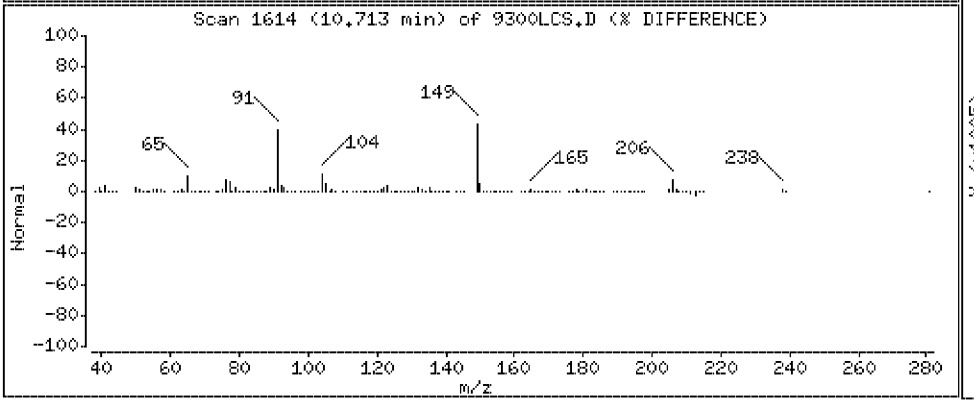

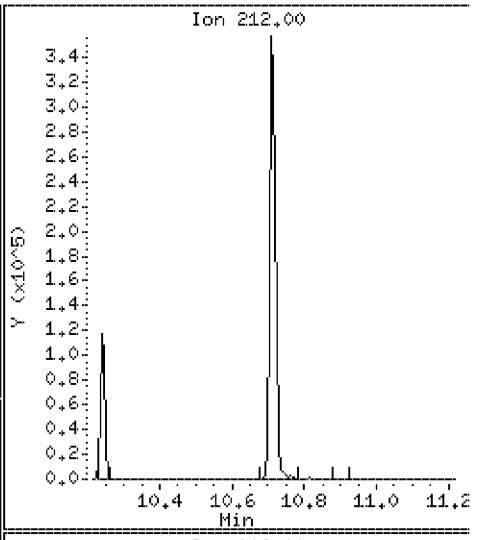

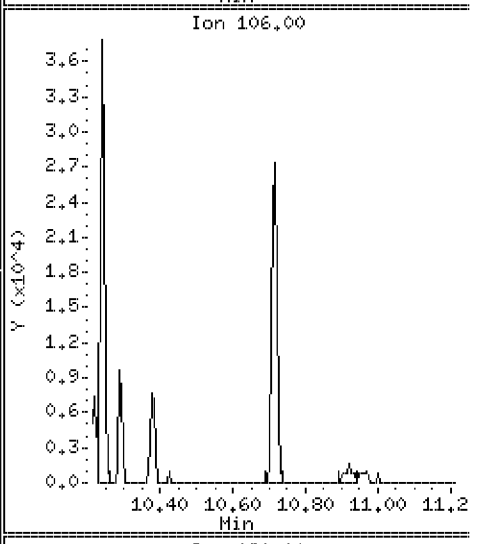

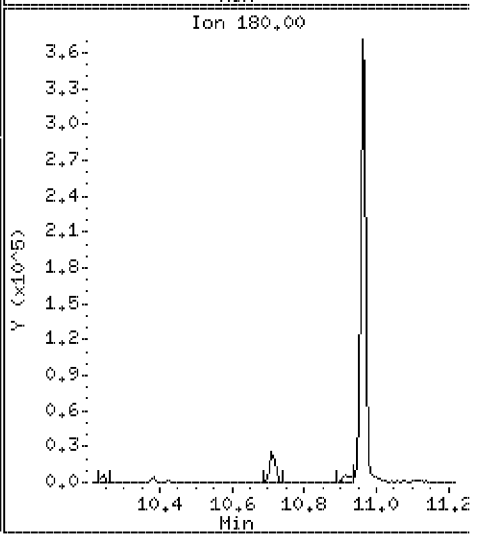

Data File: \\Svecd04\DD\chem\smsd03.i\S3050312.b\9300LCS.D

Date : 03-MAY-2012 14:27

Client ID: 128825LCS

Instrument: smsd03.i

Sample Info: SW128825LCS

Operator: PEL

Column phase: HPMS-5

Column diameter: 0.25

118 Butylbenzylphthalate

Concentration: 1700 ug/kg

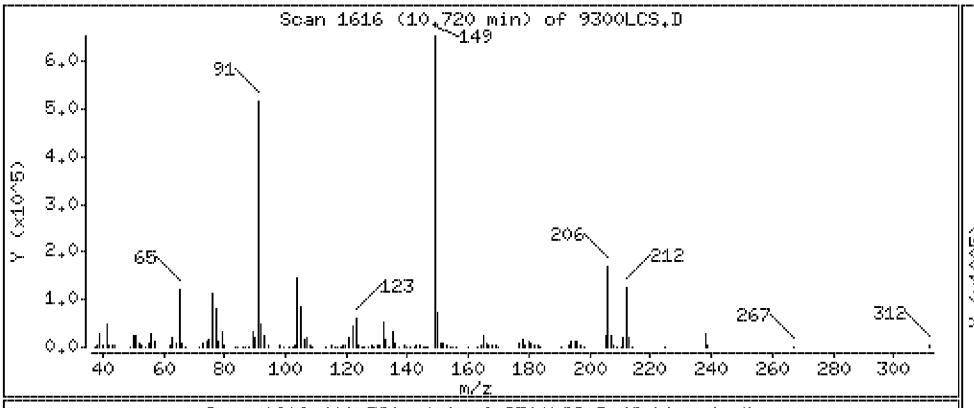

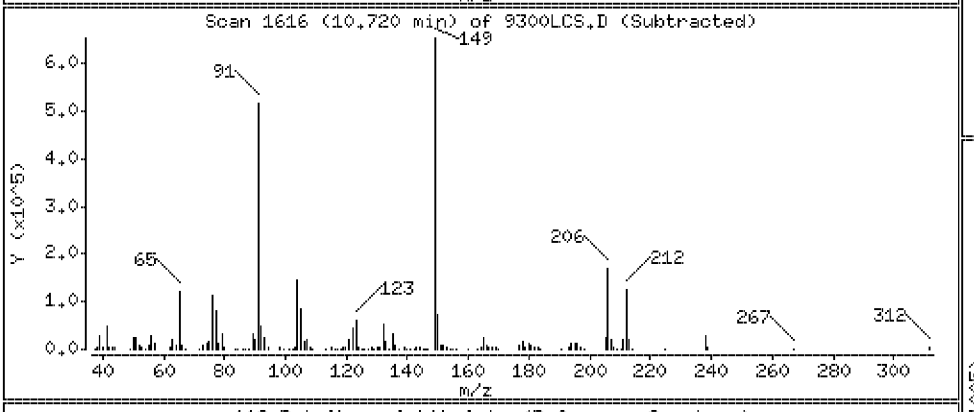

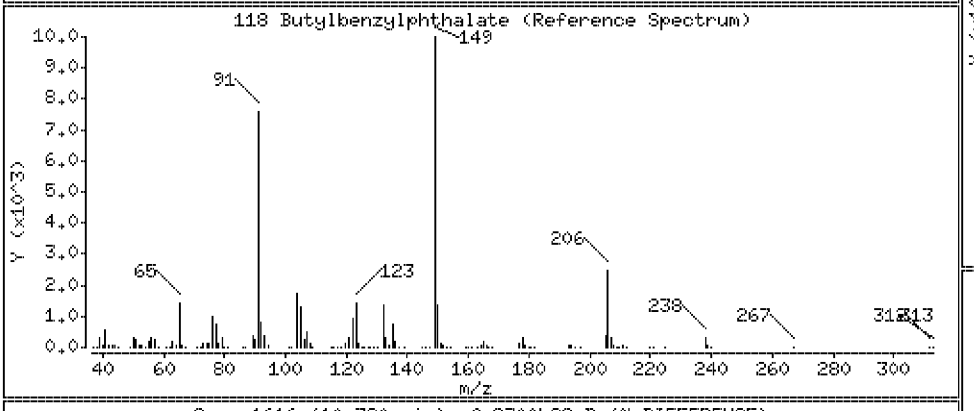

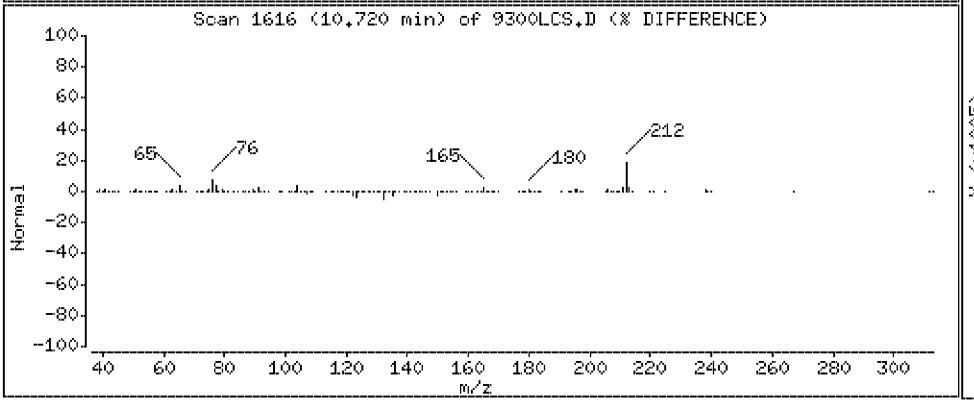

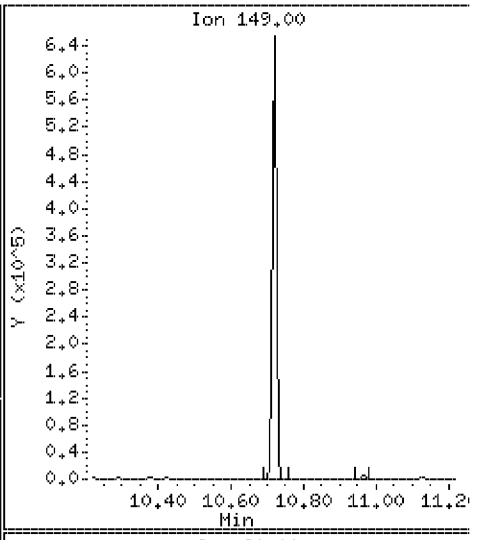

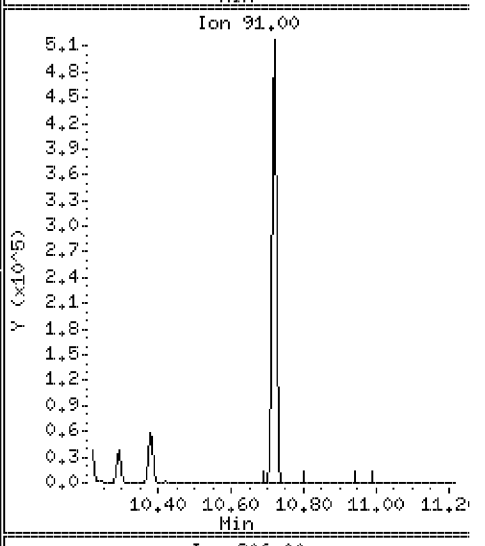

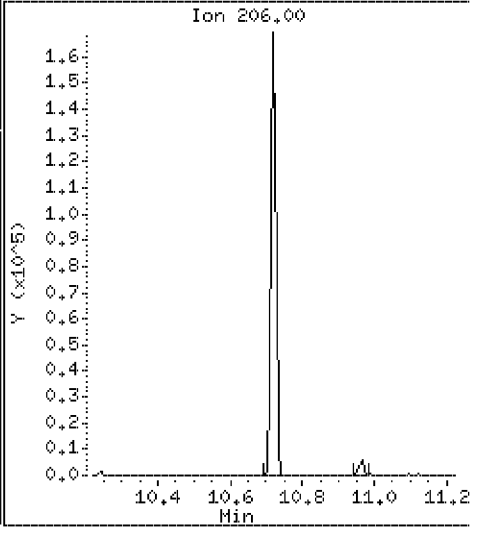

Data File: \\Svecd04\DD\chem\smsd03.i\S3050312.b\9300LCS.D

Date : 03-MAY-2012 14:27

Client ID: 128825LCS

Instrument: smsd03.i

Sample Info: SW128825LCS

Operator: PEL

Column phase: HPMS-5

Column diameter: 0.25

119 2-Acetylaminofluorene

Concentration: 1180 ug/kg

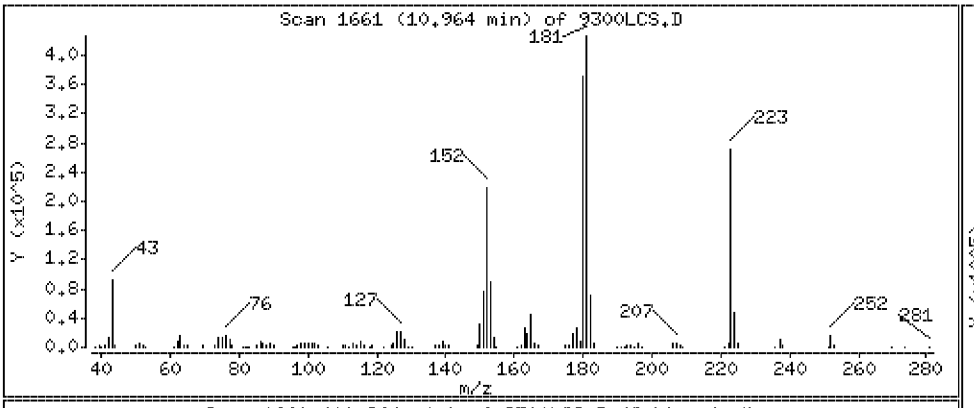

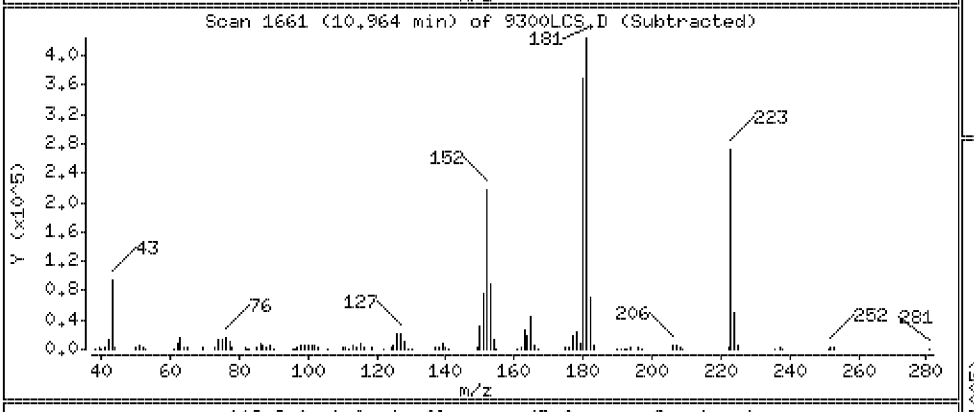

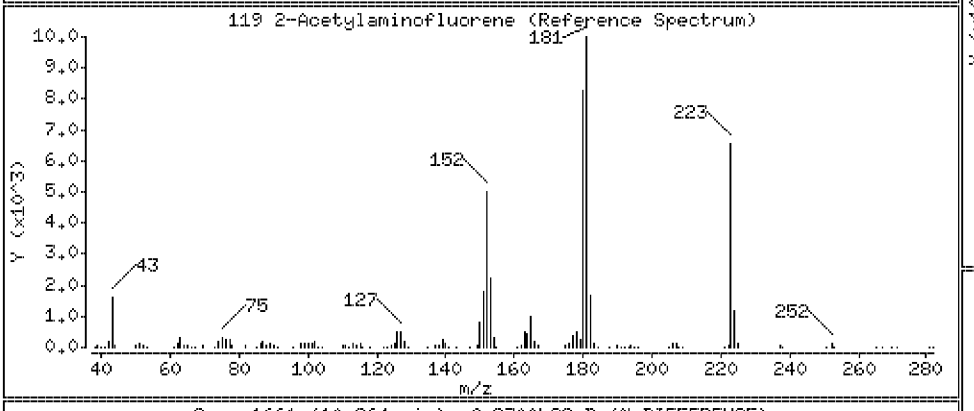

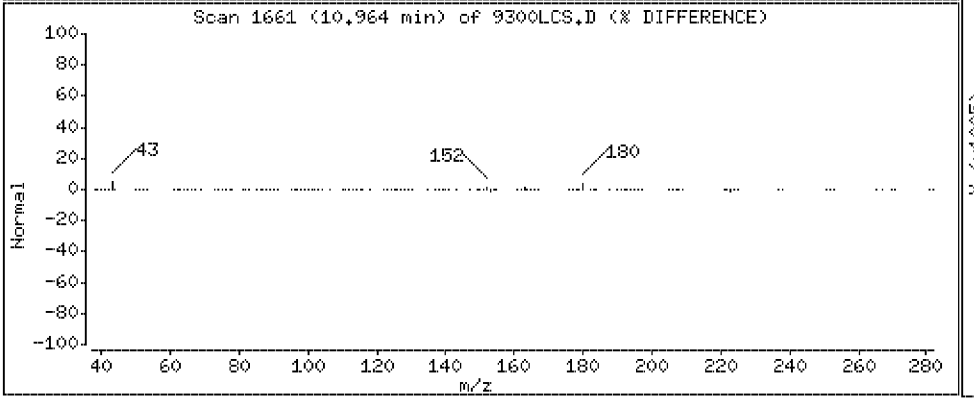

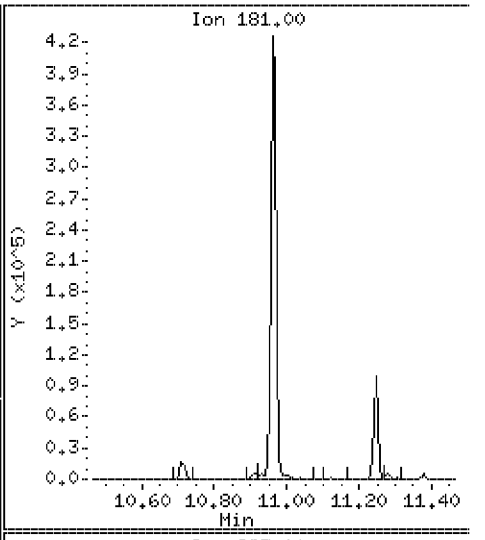

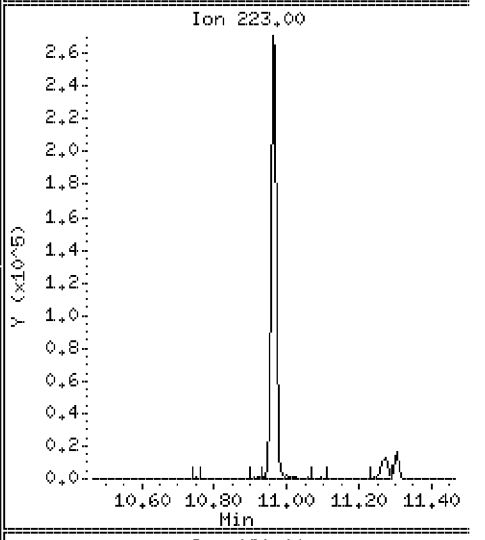

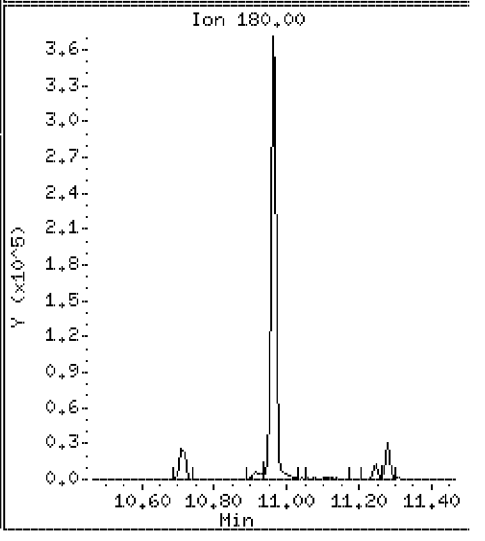

Data File: \\Svecd04\DD\chem\smsd03.i\S3050312.b\9300LCS.D

Date : 03-MAY-2012 14:27

Client ID: 128825LCS

Instrument: smsd03.i

Sample Info: SW128825LCS

Operator: PEL

Column phase: HPMS-5

Column diameter: 0.25

120 Benzo[a]anthracene

Concentration: 1680 ug/kg

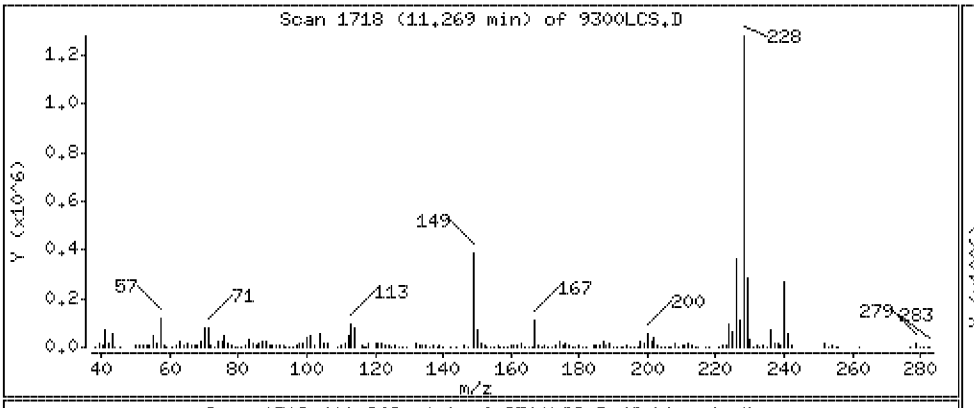

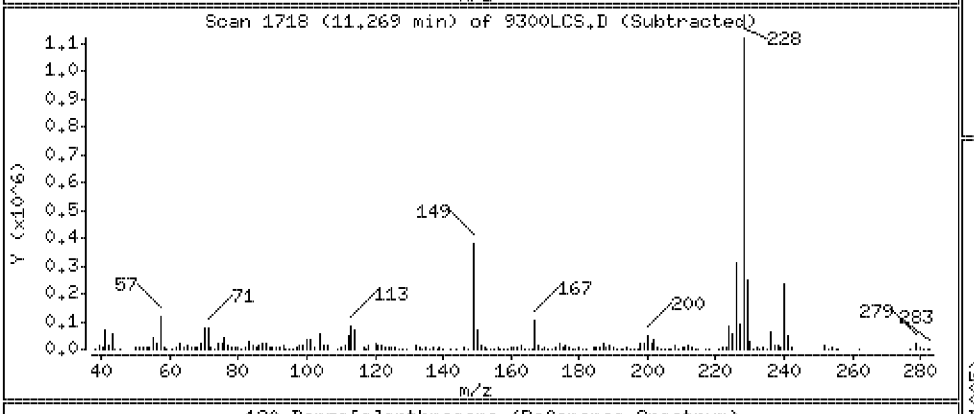

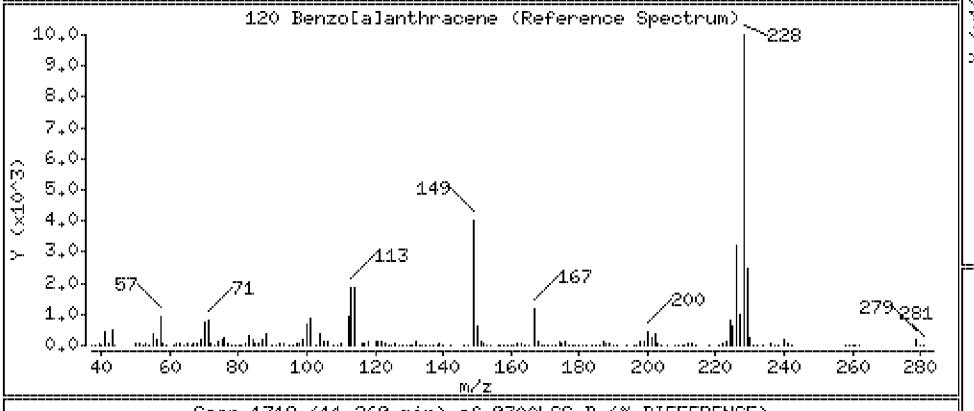

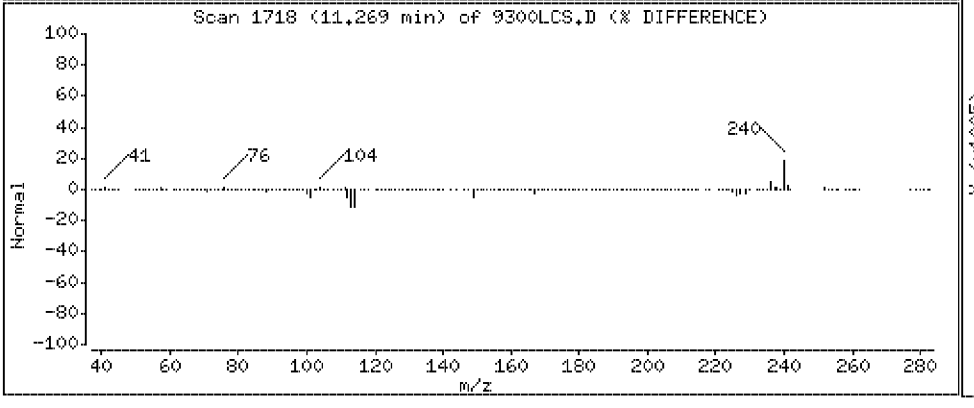

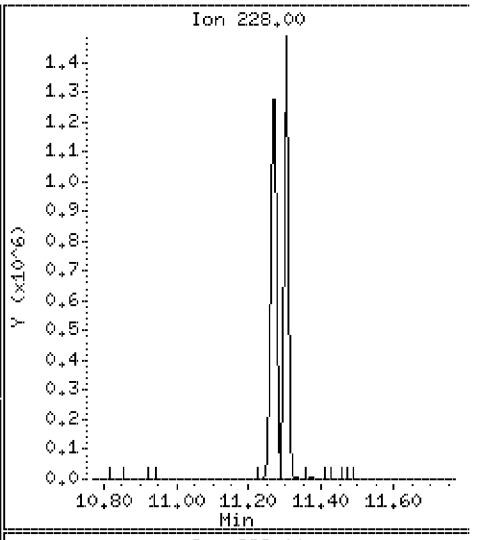

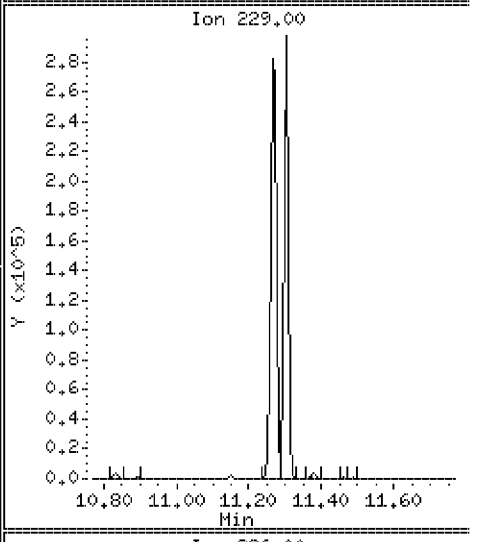

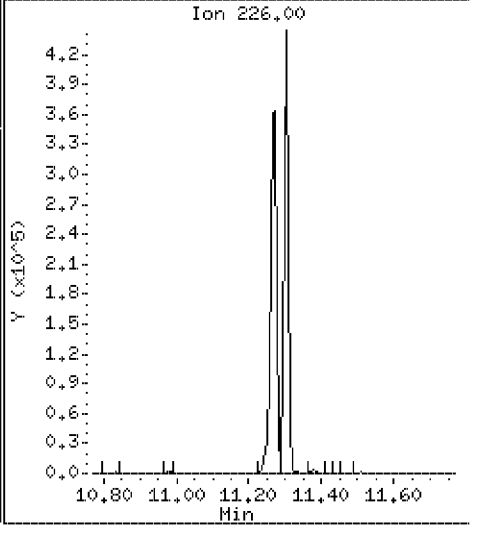

Data File: \\Svecd04\DD\chem\smsd03.i\S3050312.b\9300LCS.D

Date : 03-MAY-2012 14:27

Client ID: 128825LCS

Instrument: smsd03.i

Sample Info: SW128825LCS

Operator: PEL

Column phase: HPMS-5

Column diameter: 0.25

122 3,3'-Dichlorobenzidine

Concentration: 2350 ug/kg

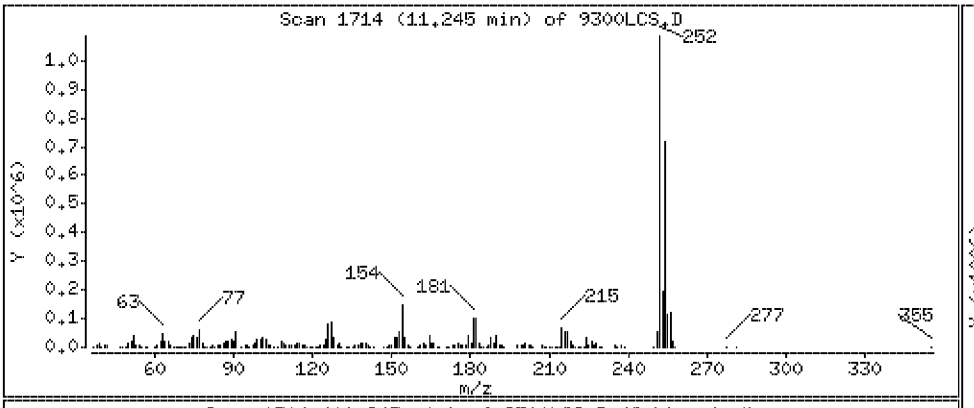

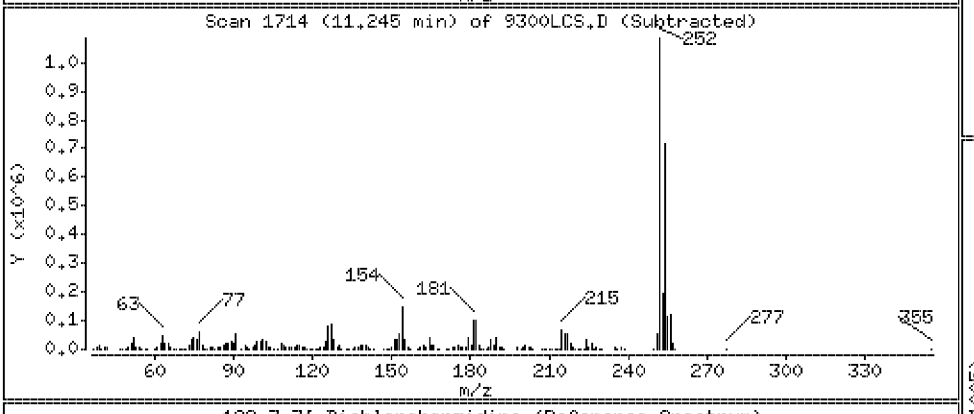

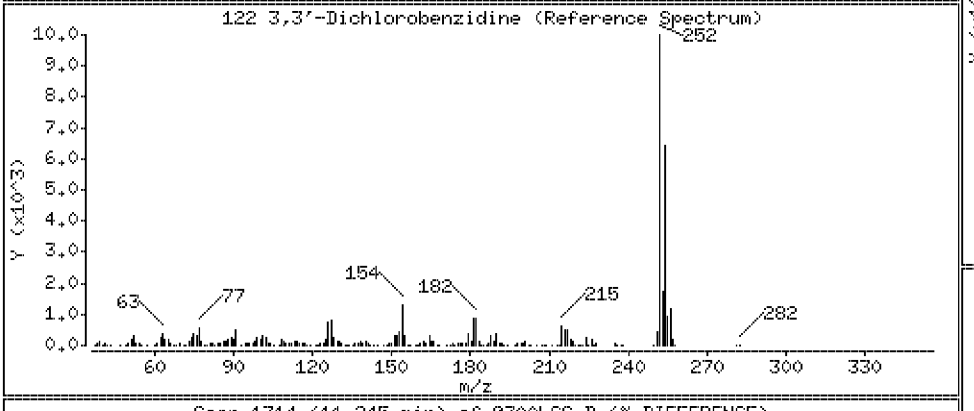

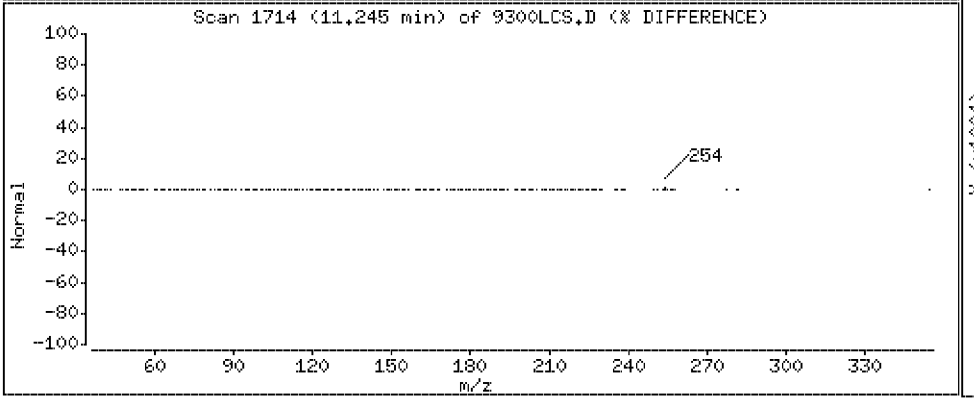

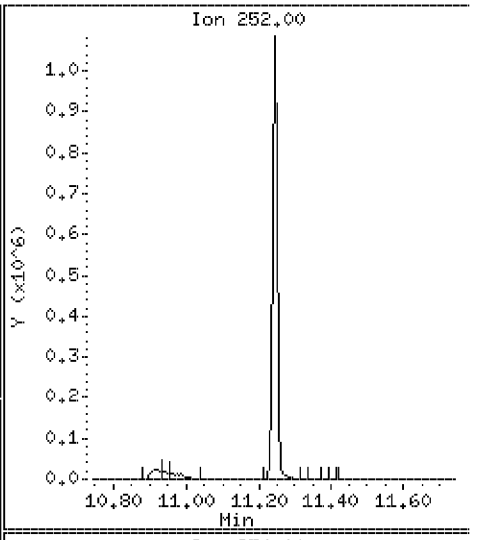

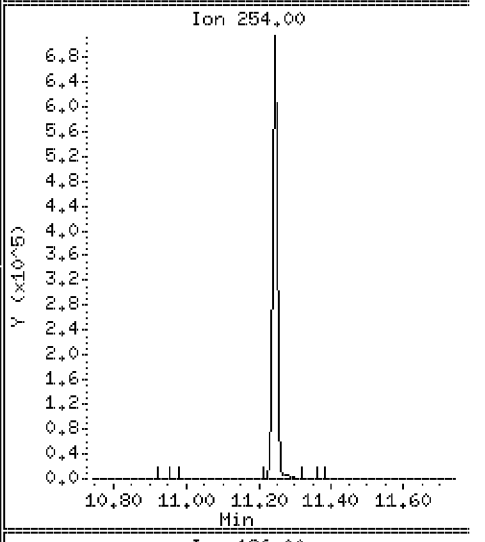

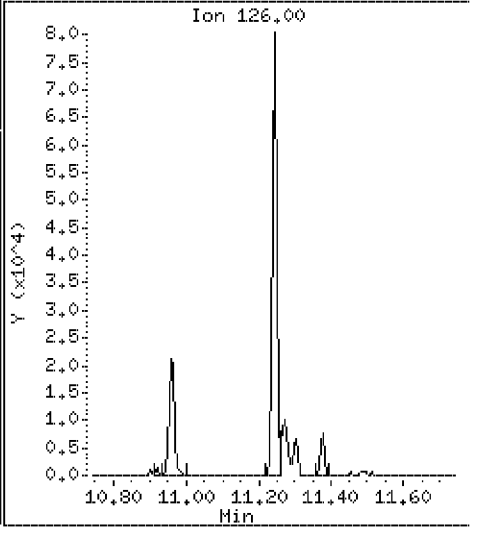

Data File: \\Svecd04\DD\chem\smsd03.i\S3050312.b\9300LCS.D

Date : 03-MAY-2012 14:27

Client ID: 128825LCS

Instrument: smsd03.i

Sample Info: SW128825LCS

Operator: PEL

Column phase: HPMS-5

Column diameter: 0.25

123 Chrysene

Concentration: 1580 ug/kg

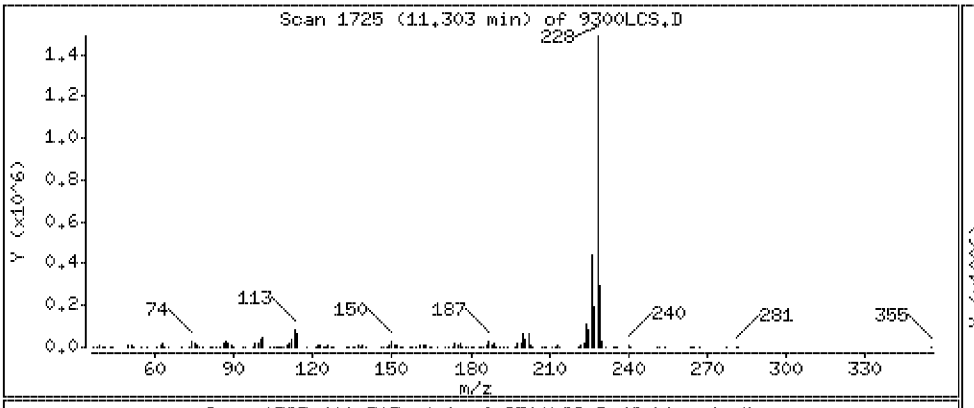

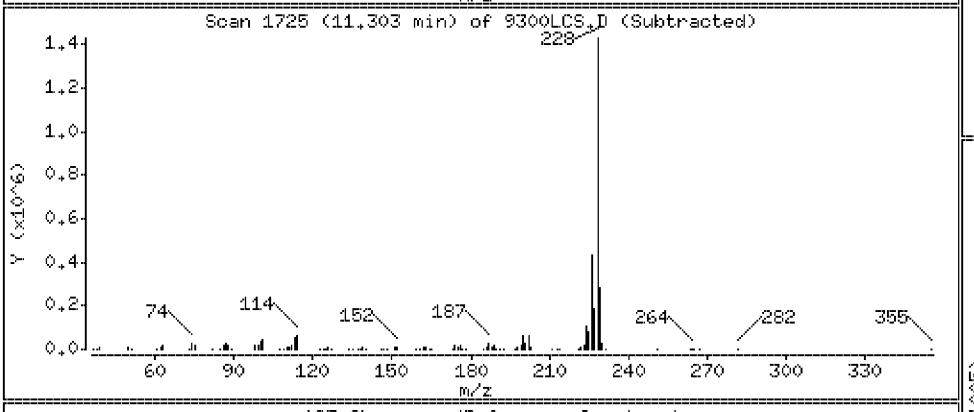

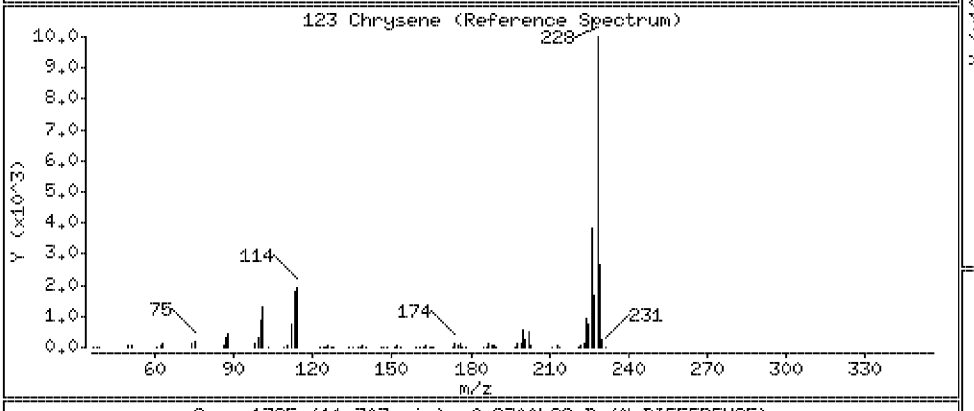

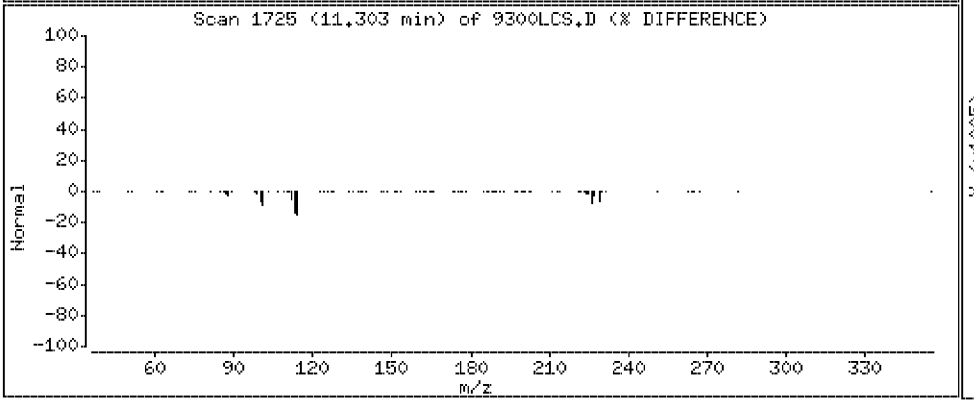

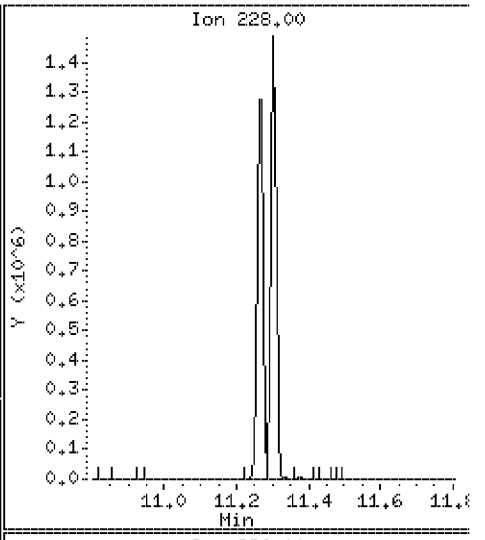

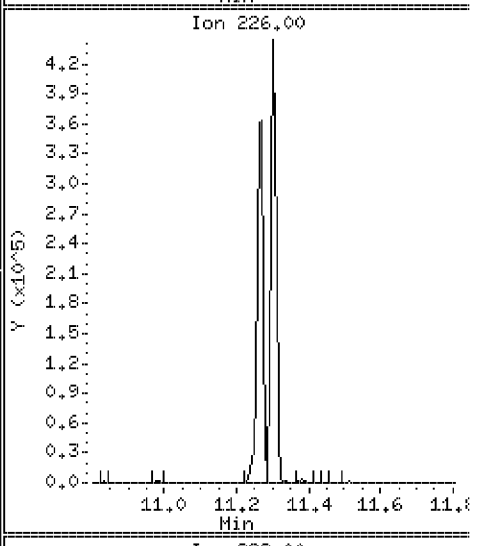

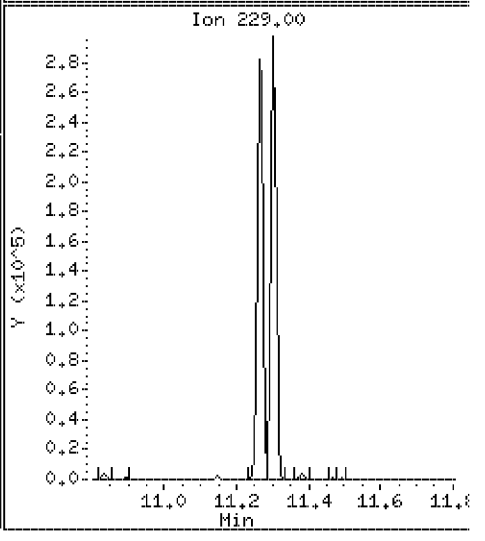

Data File: \\Svecd04\DD\chem\smsd03.i\S3050312.b\9300LCS.D

Date : 03-MAY-2012 14:27

Client ID: 128825LCS

Instrument: smsd03.i

Sample Info: SW128825LCS

Operator: PEL

Column phase: HPMS-5

Column diameter: 0.25

124 Bis-2-Ethylhexylphthalate

Concentration: 3200 ug/kg

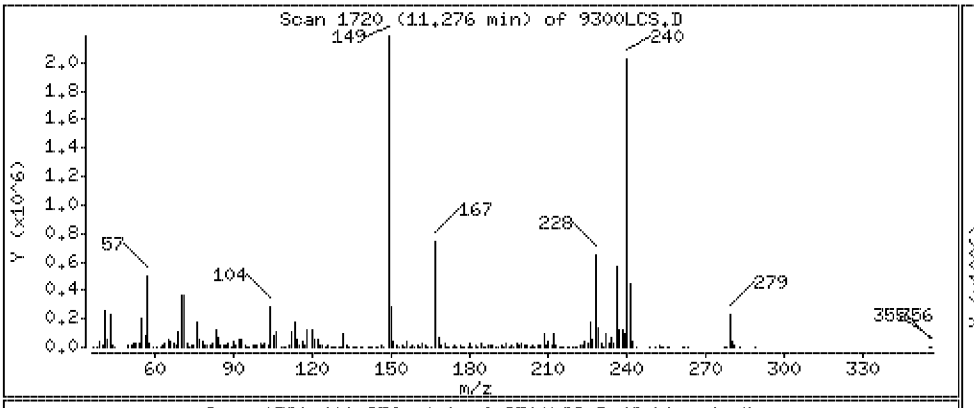

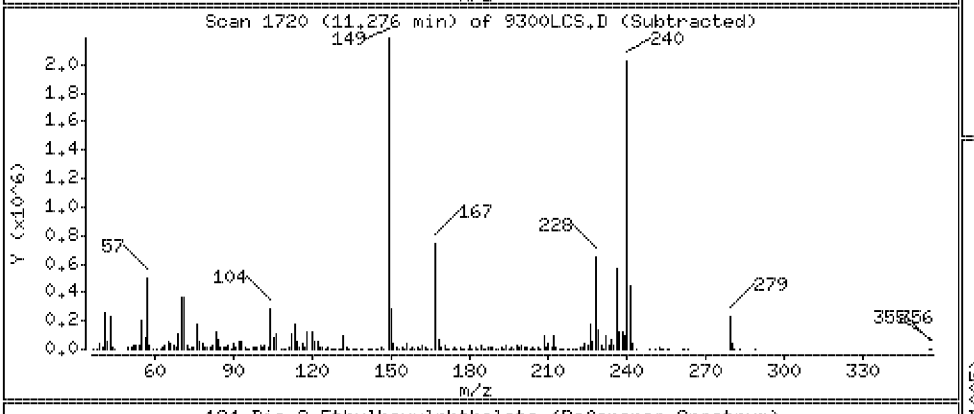

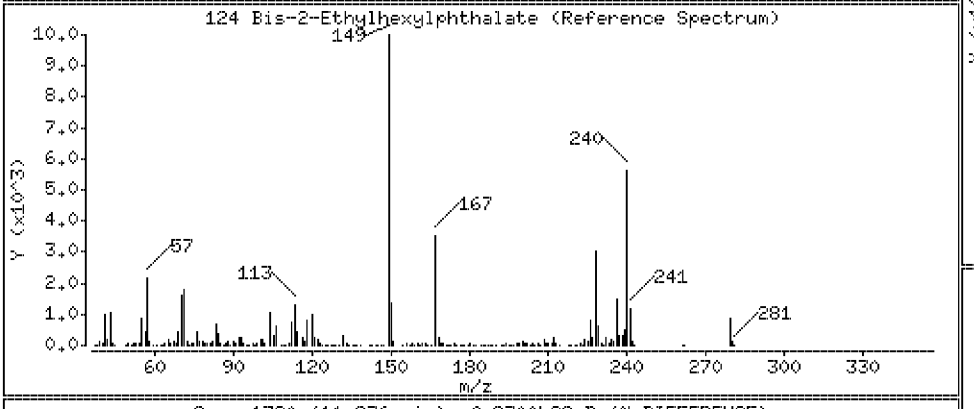

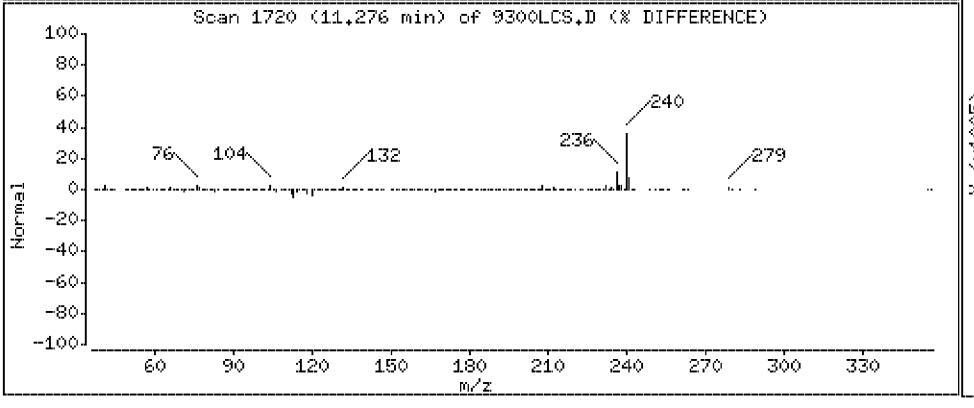

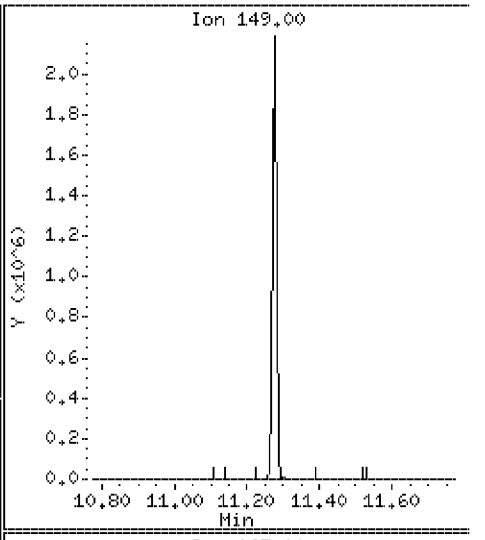

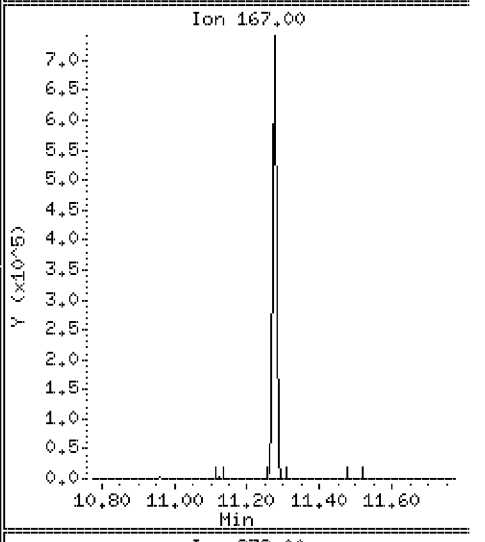

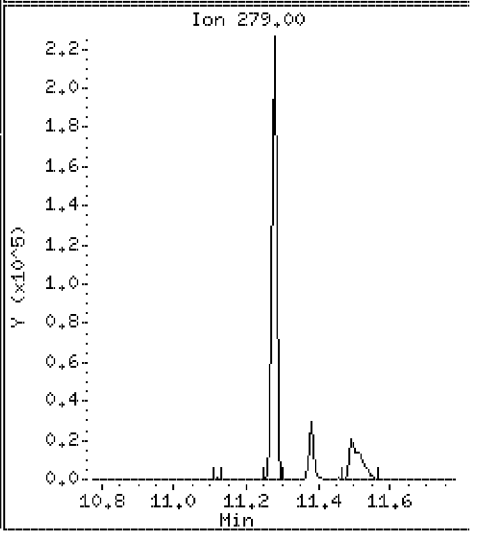

Data File: \\Svecd04\DD\chem\smsd03.i\S3050312.b\9300LCS.D

Date : 03-MAY-2012 14:27

Client ID: 128825LCS

Instrument: smsd03.i

Sample Info: SW128825LCS

Operator: PEL

Column phase: HPMS-5

Column diameter: 0.25

125 Di-n-octylphthalate

Concentration: 1930 ug/kg

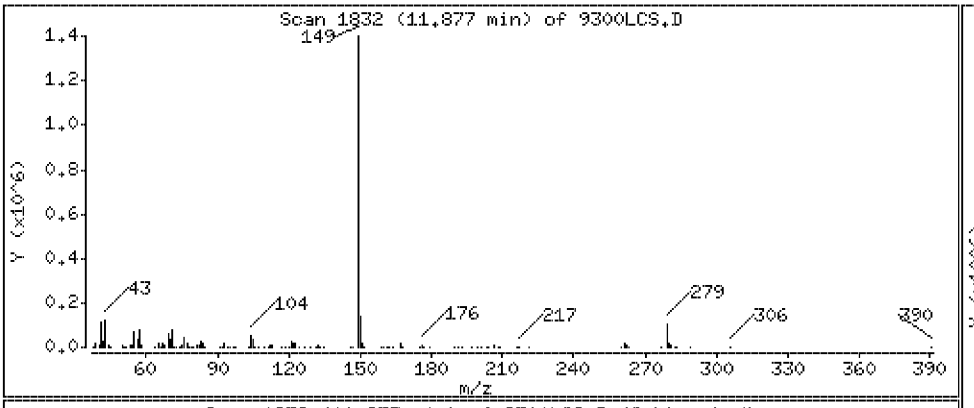

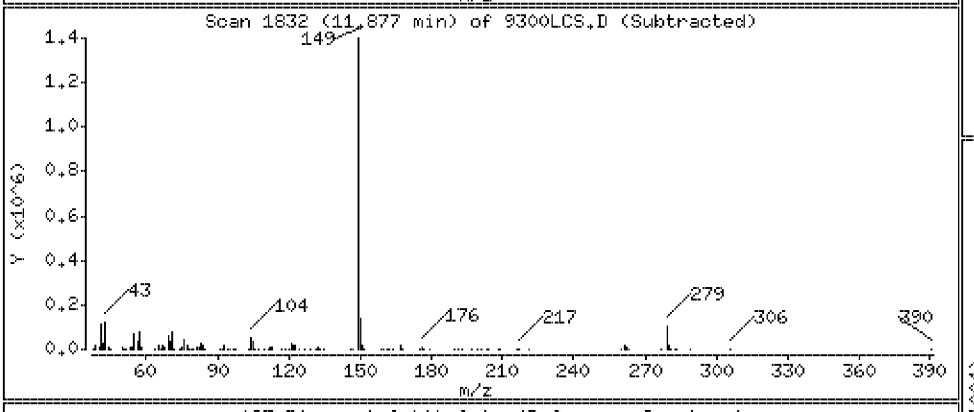

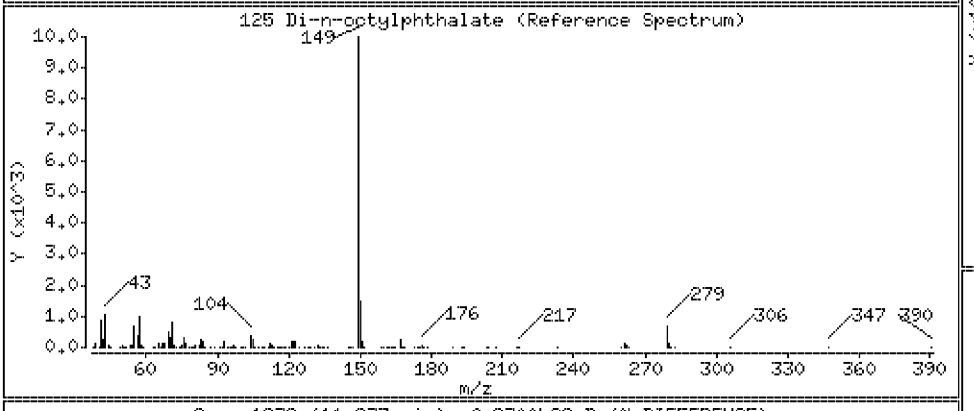

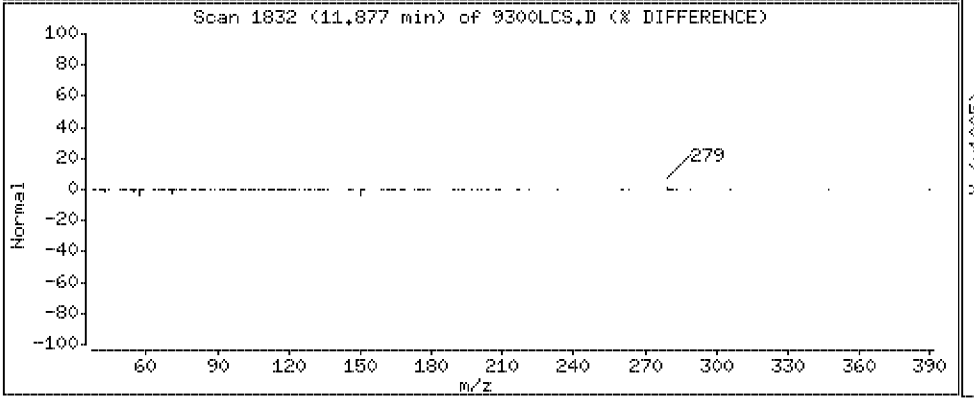

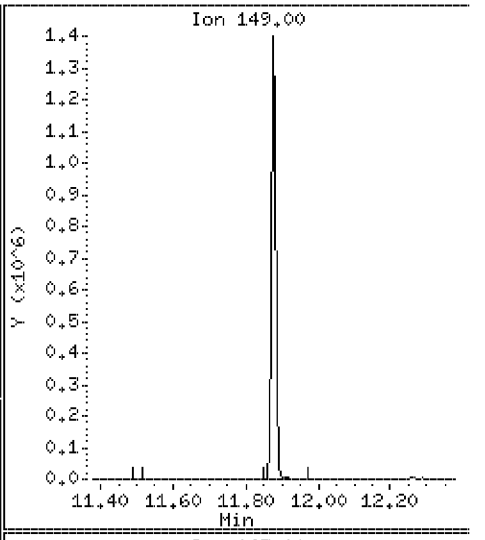

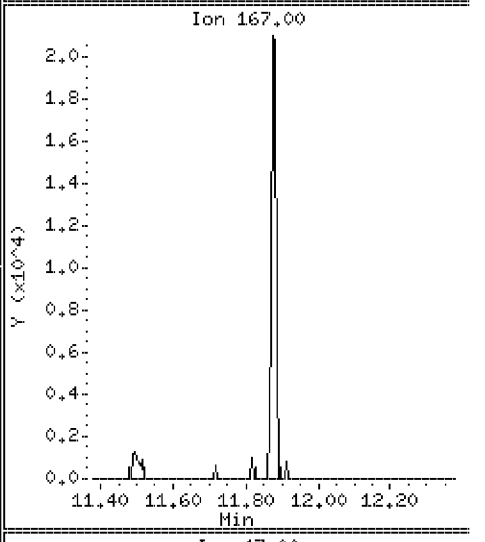

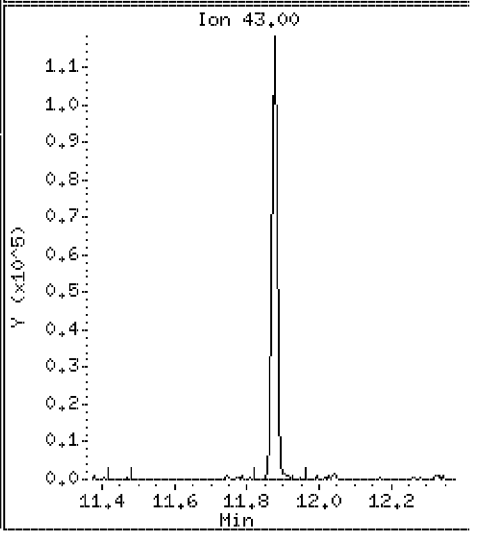

Data File: \\Svecd04\DD\chem\smsd03.i\S3050312.b\9300LCS.D

Date : 03-MAY-2012 14:27

Client ID: 128825LCS

Instrument: smsd03.i

Sample Info: SW128825LCS

Operator: PEL

Column phase: HPMS-5

Column diameter: 0.25

126 7,12-Dimethylbenz(a)anthracen

Concentration: 1660 ug/kg

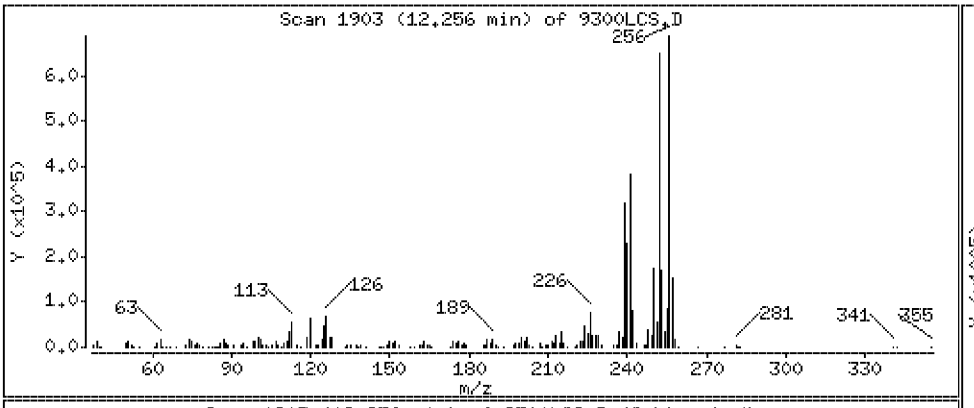

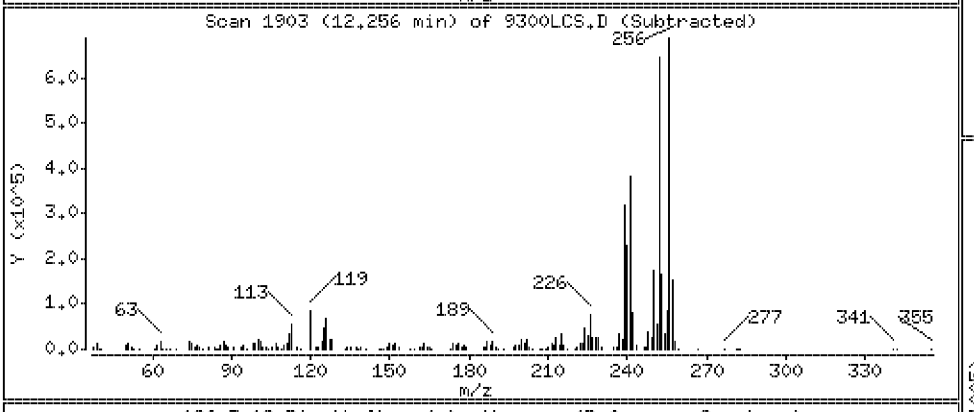

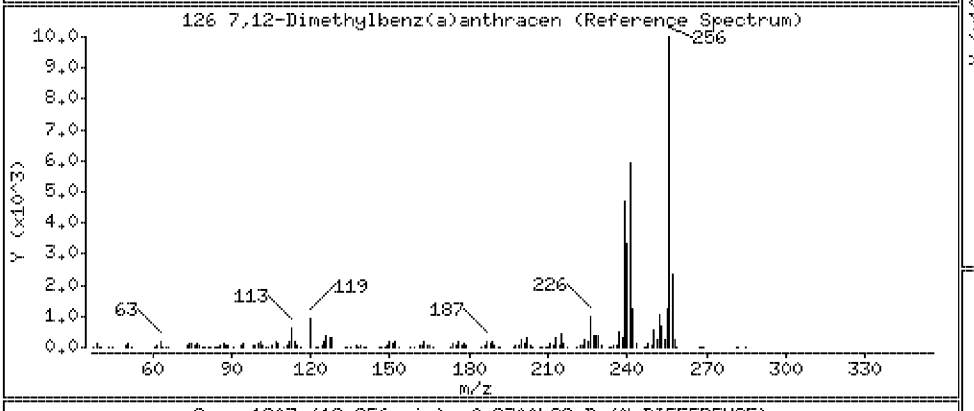

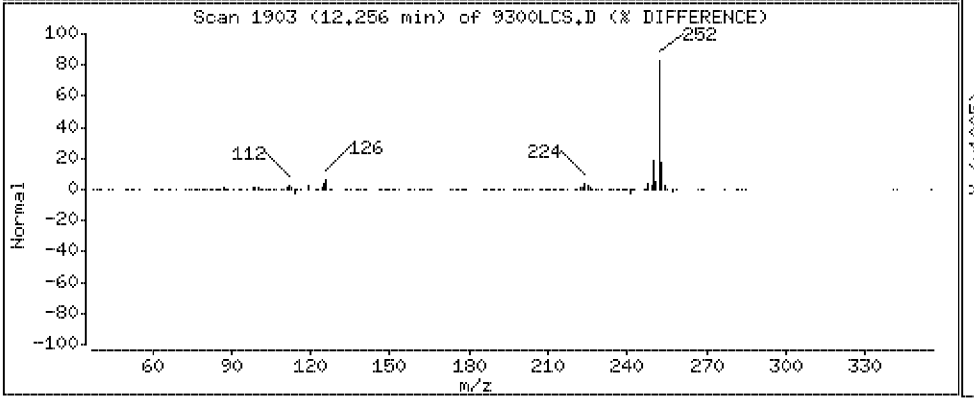

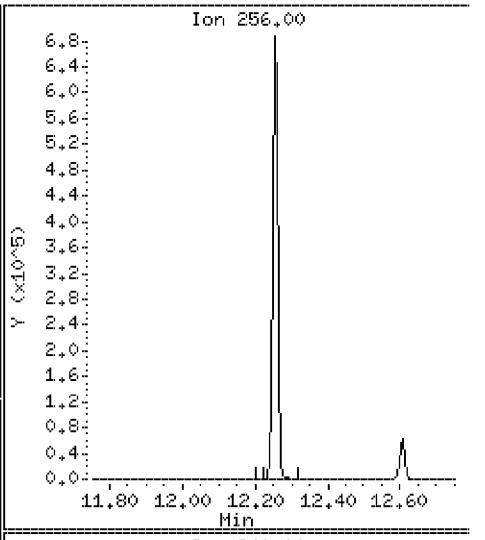

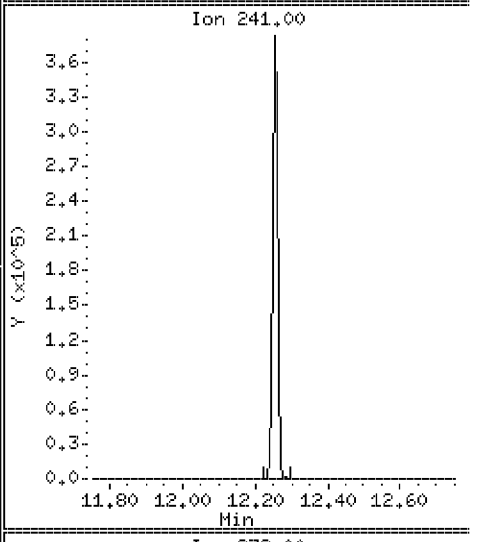

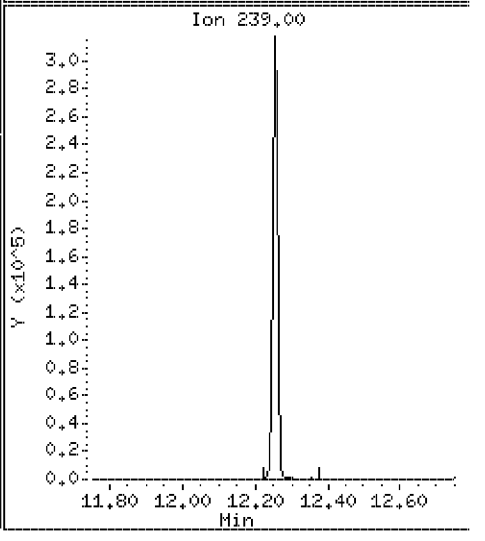

Data File: \\Svecd04\DD\chem\smsd03.i\S3050312.b\9300LCS.D

Date : 03-MAY-2012 14:27

Client ID: 128825LCS

Instrument: smsd03.i

Sample Info: SW128825LCS

Operator: PEL

Column phase: HPMS-5

Column diameter: 0.25

127 Benzo[b]fluoranthene

Concentration: 2060 ug/kg

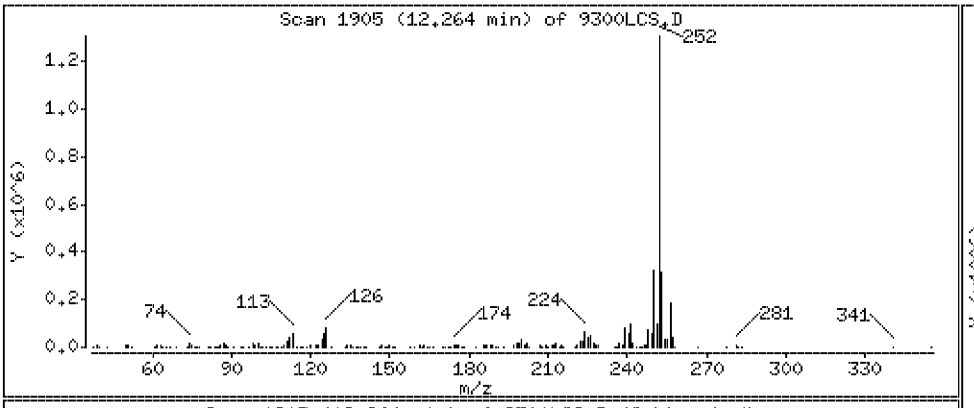

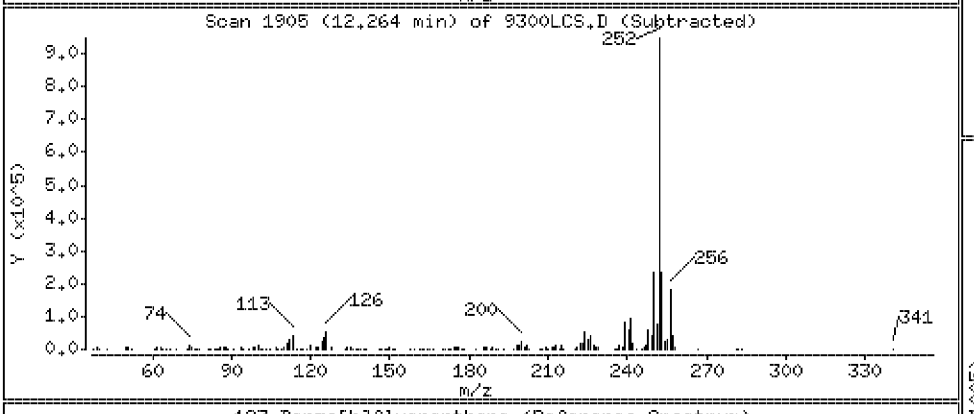

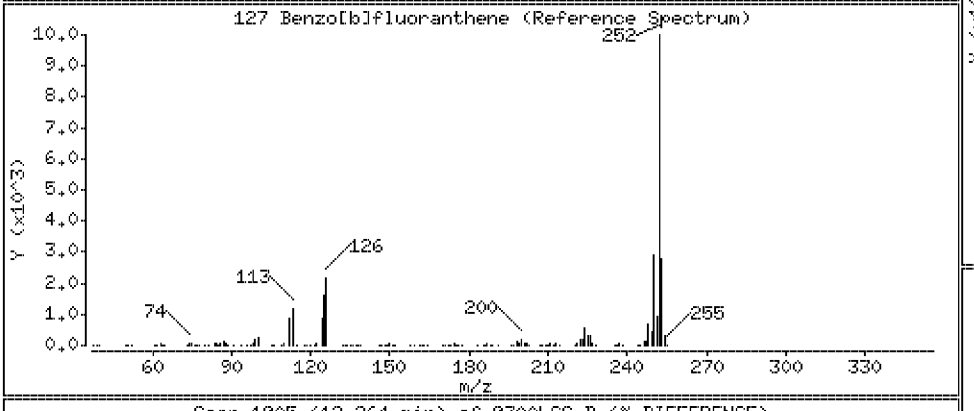

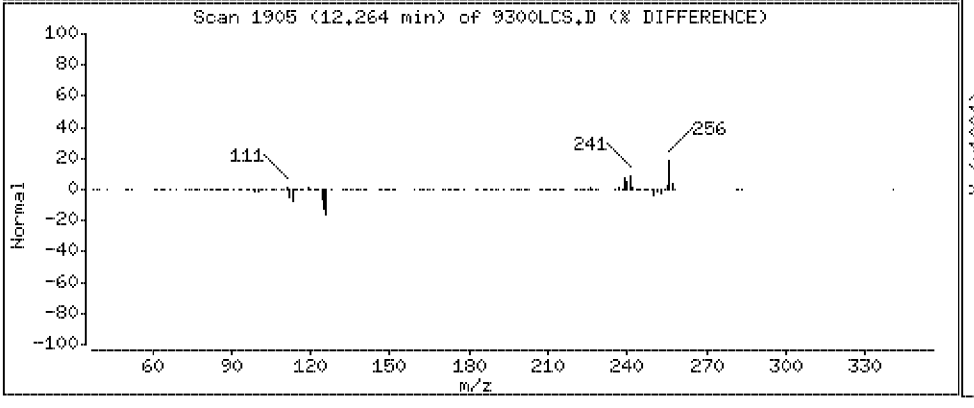

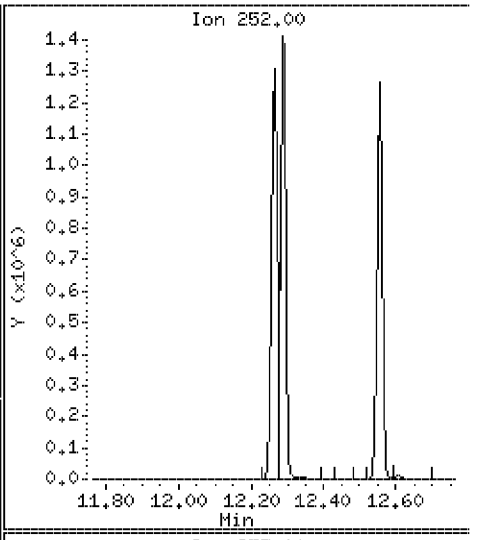

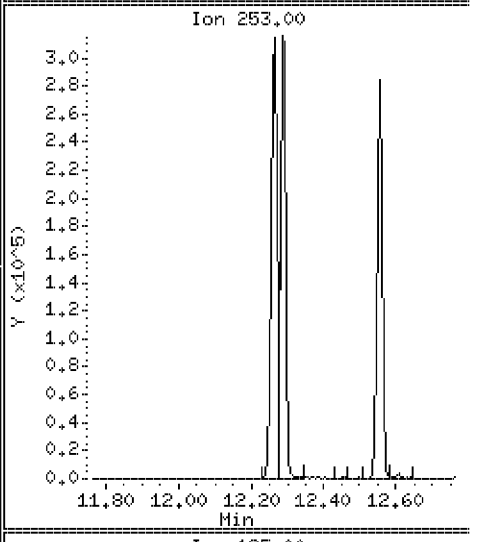

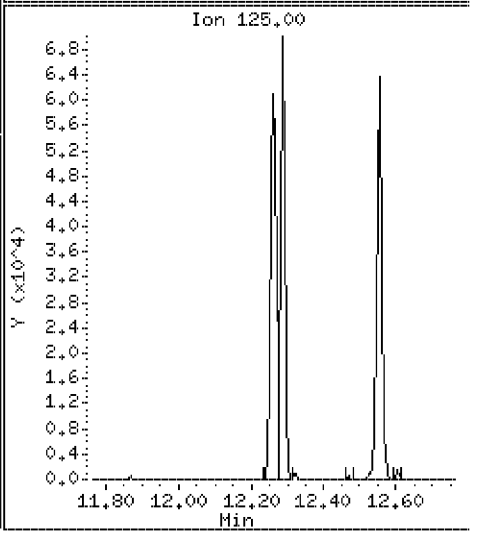

Data File: \\Svecd04\DD\chem\smsd03.i\S3050312.b\9300LCS.D

Date : 03-MAY-2012 14:27

Client ID: 128825LCS

Instrument: smsd03.i

Sample Info: SW128825LCS

Operator: PEL

Column phase: HPMS-5

Column diameter: 0.25

128 Benzo[k]fluoranthene

Concentration: 1790 ug/kg

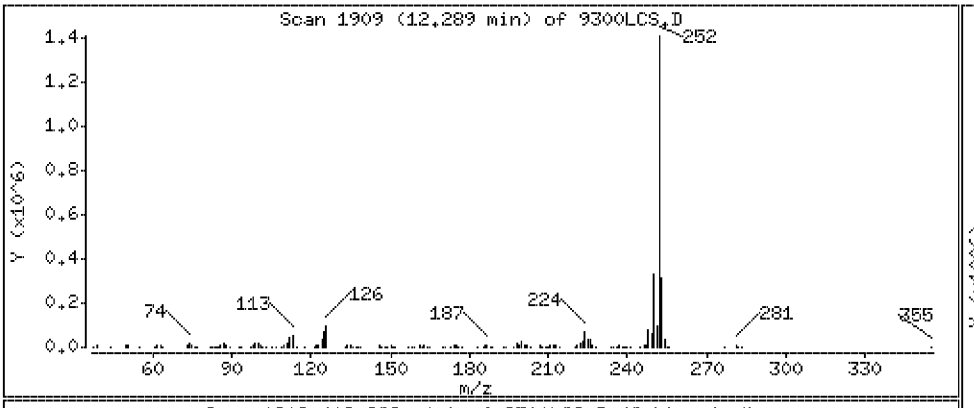

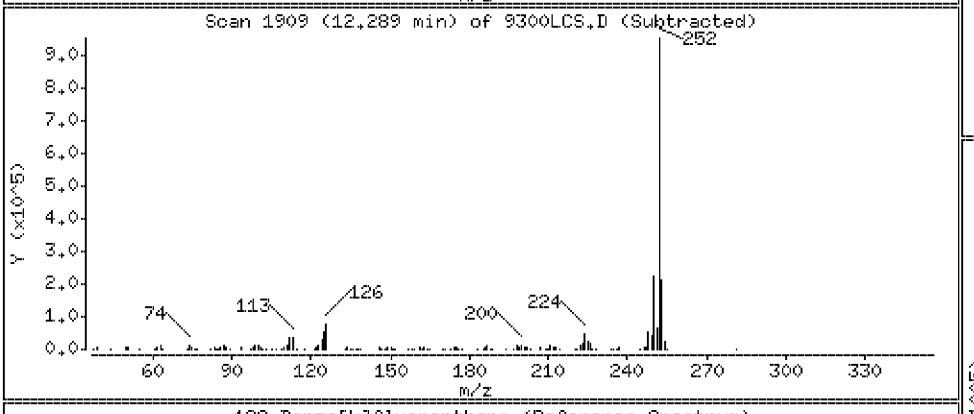

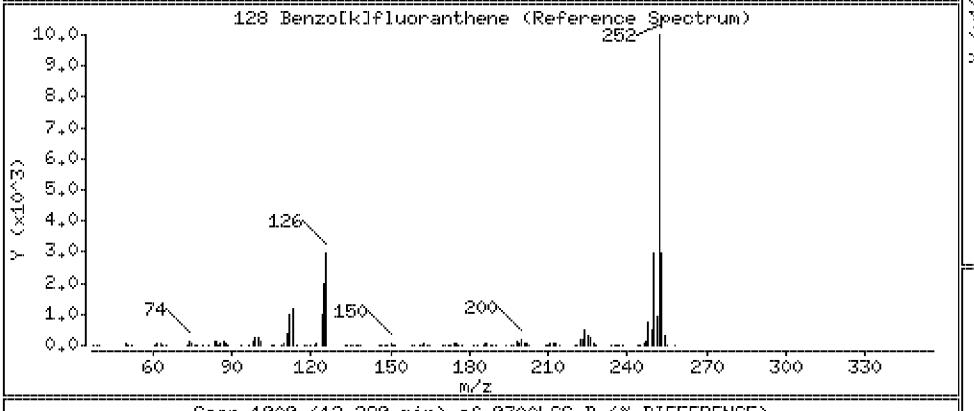

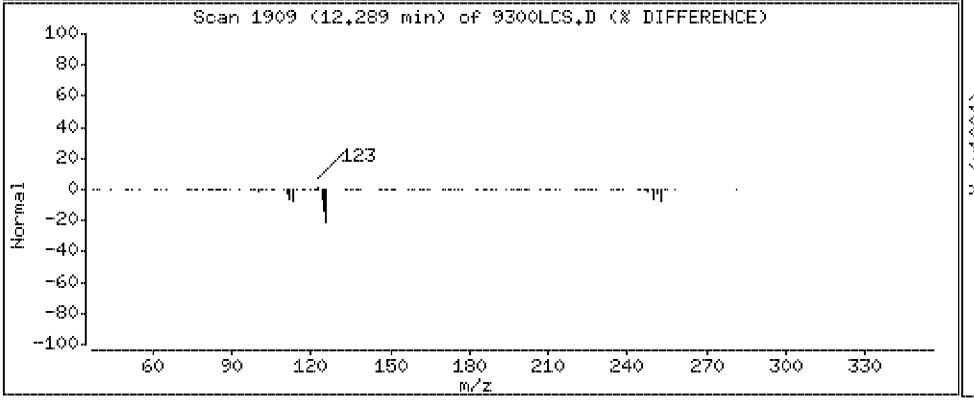

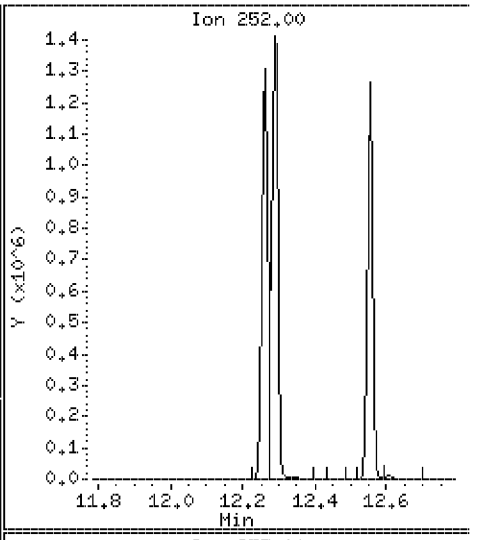

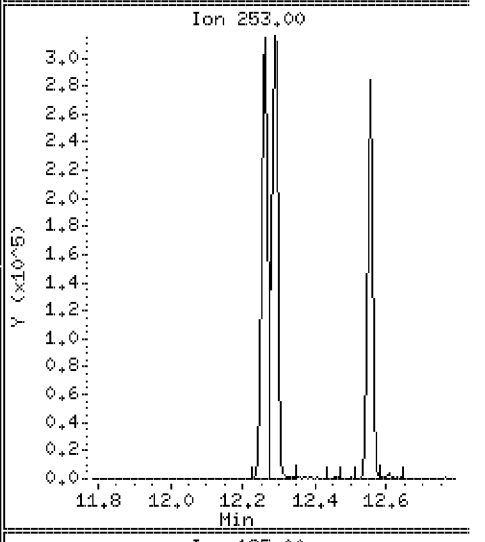

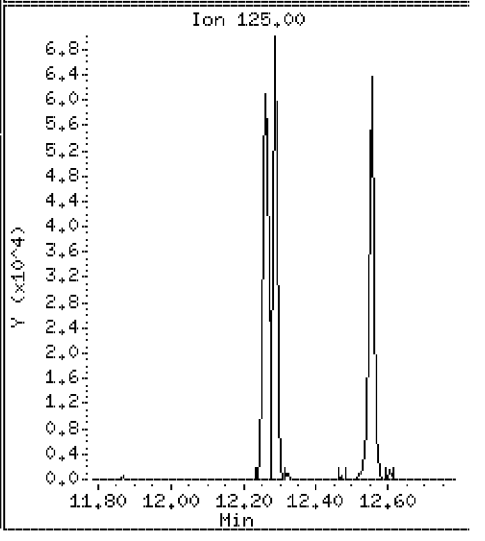

Data File: \\Svecd04\DD\chem\smsd03.i\S3050312.b\9300LCS.D

Date : 03-MAY-2012 14:27

Client ID: 128825LCS

Instrument: smsd03.i

Sample Info: SW128825LCS

Operator: PEL

Column phase: HPMS-5

Column diameter: 0.25

129 Benzo[a]pyrene

Concentration: 1800 ug/kg

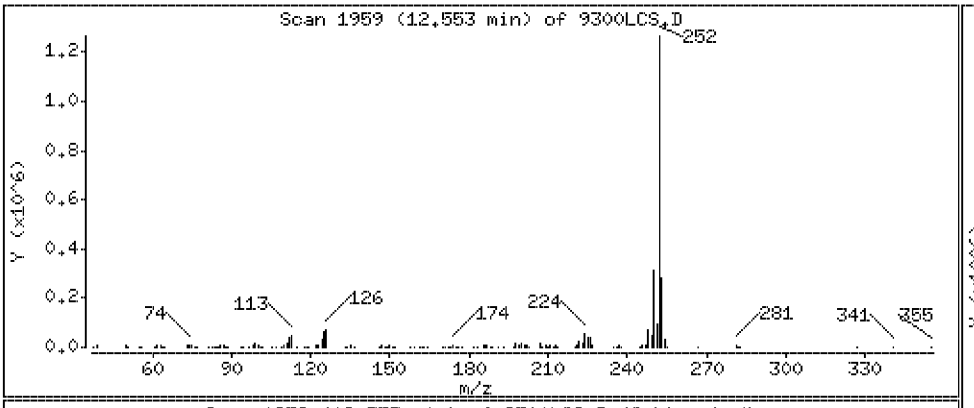

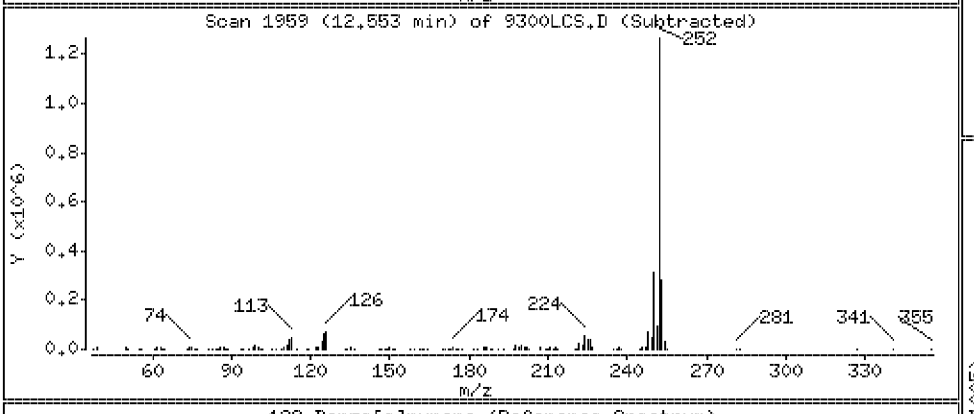

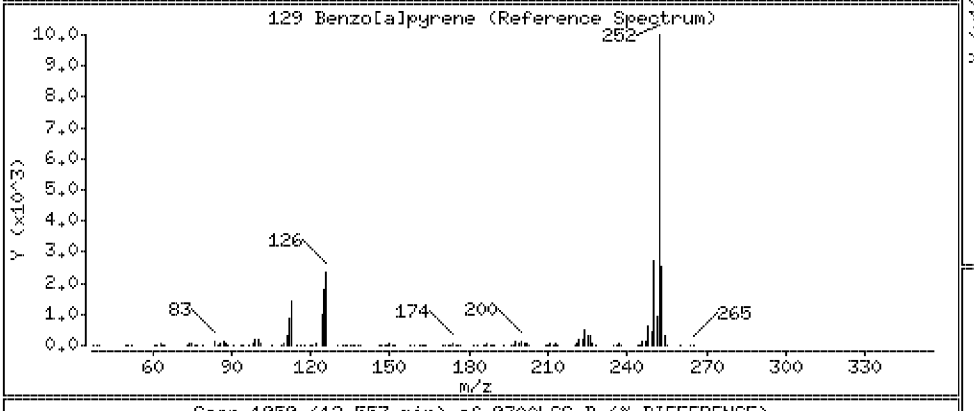

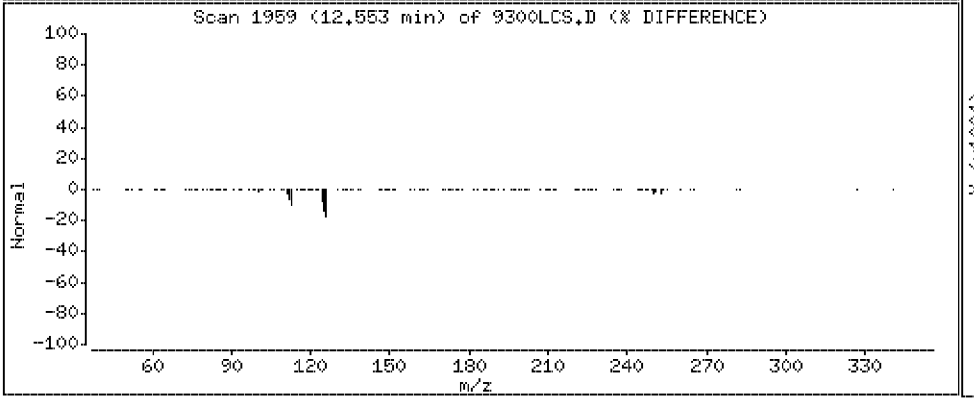

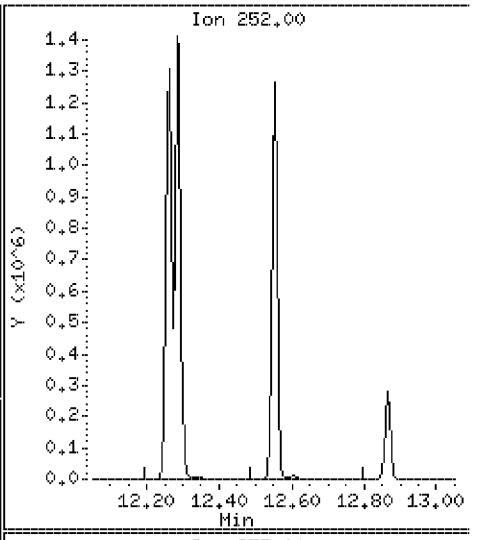

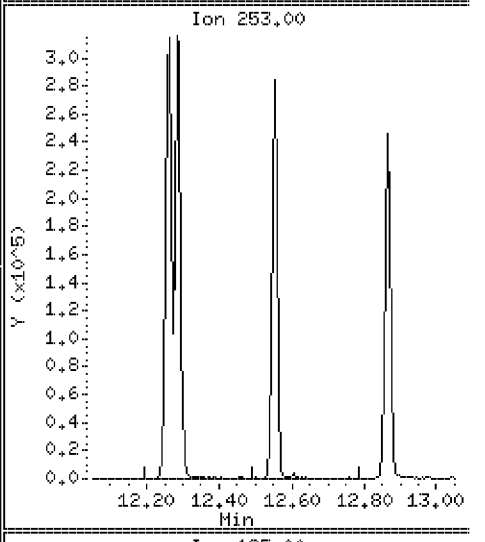

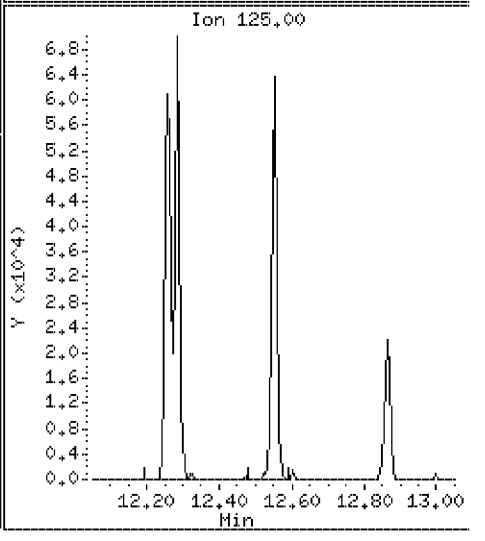

Data File: \\Svecd04\DD\chem\smsd03.i\S3050312.b\9300LCS.D

Date : 03-MAY-2012 14:27

Client ID: 128825LCS

Instrument: smsd03.i

Sample Info: SW128825LCS

Operator: PEL

Column phase: HPMS-5

Column diameter: 0.25

131 3-Methylcholanthrene

Concentration: 1560 ug/kg

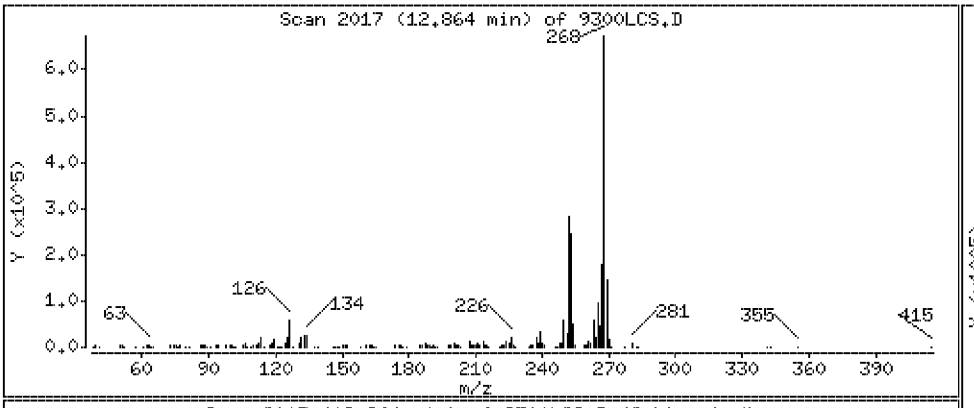

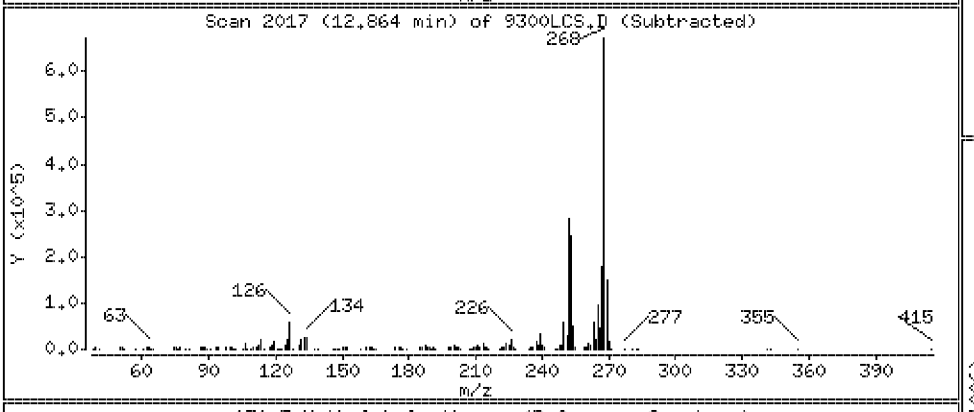

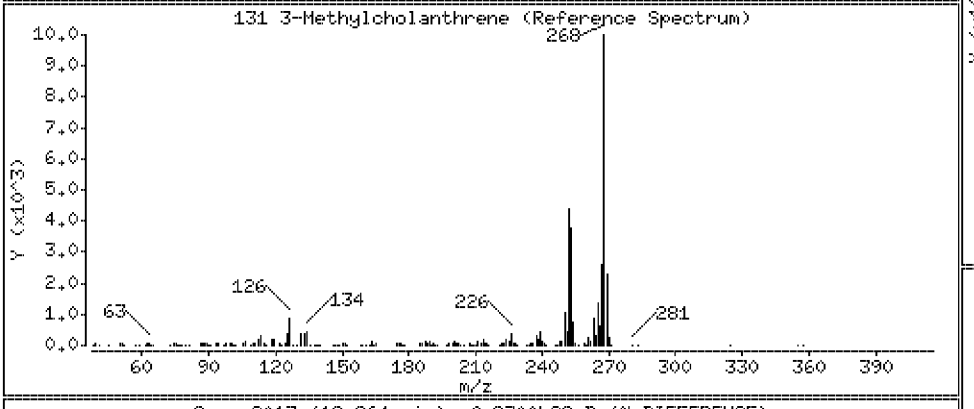

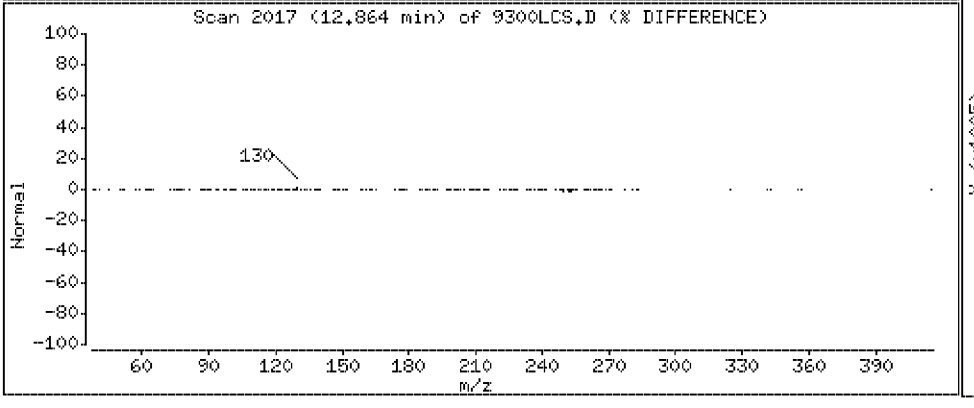

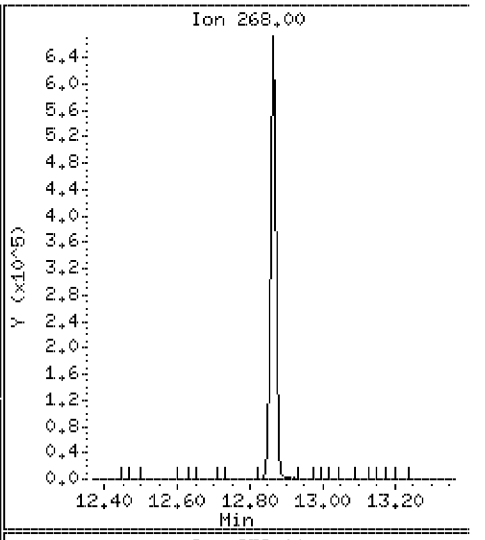

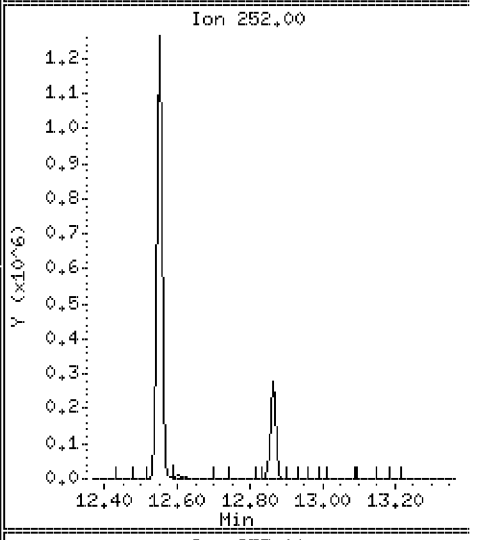

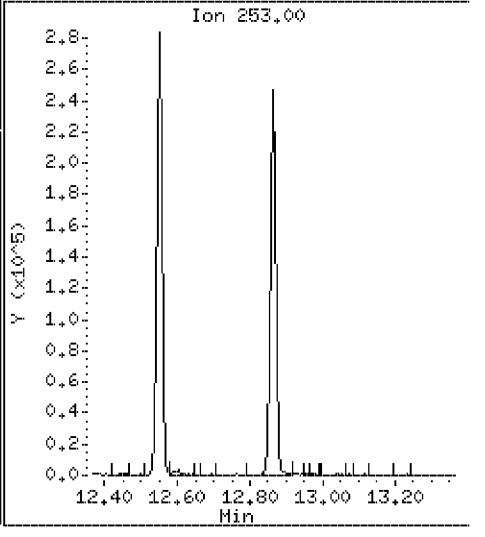

Data File: \\Svecd04\DD\chem\smsd03.i\S3050312.b\9300LCS.D

Date : 03-MAY-2012 14:27

Client ID: 128825LCS

Instrument: smsd03.i

Sample Info: SW128825LCS

Operator: PEL

Column phase: HPMS-5

Column diameter: 0.25

132 Dibenz(a,j)acridine

Concentration: 1180 ug/kg

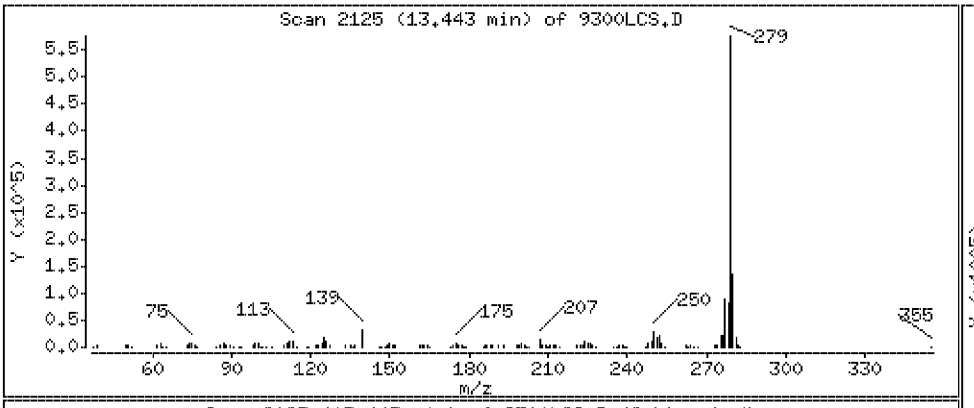

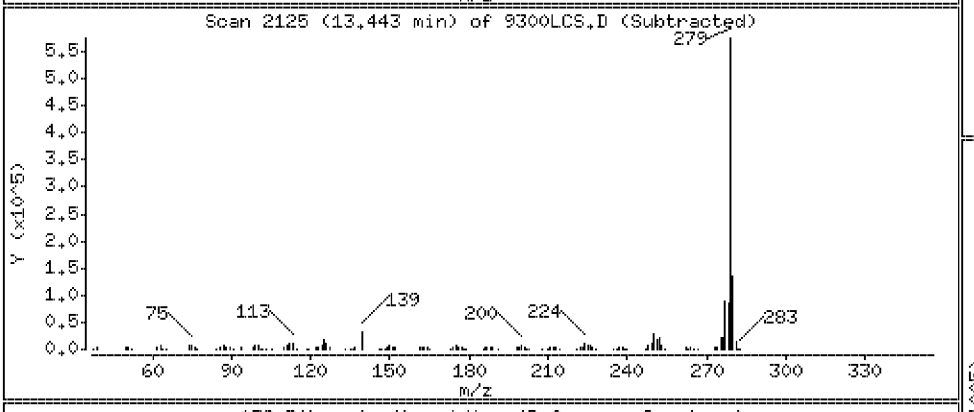

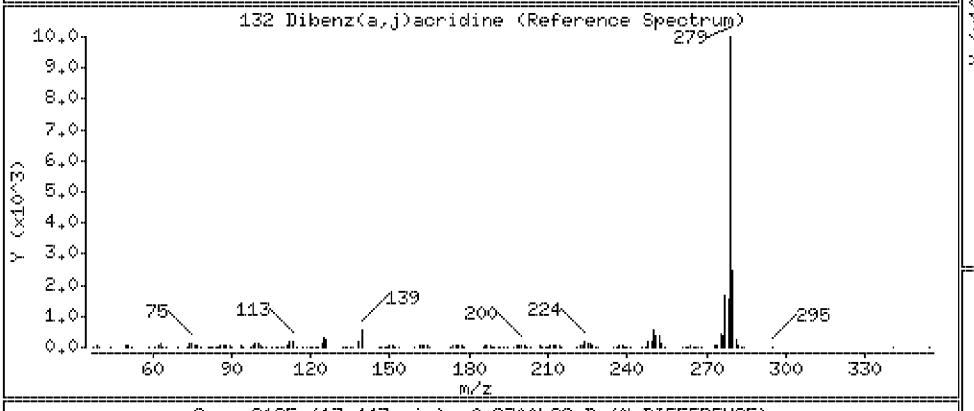

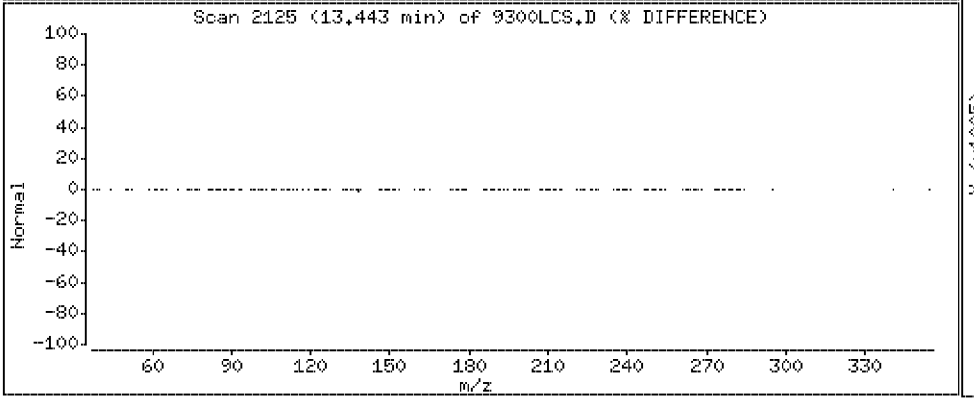

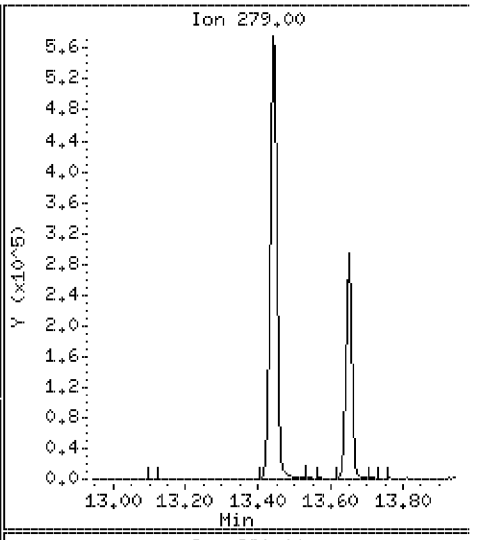

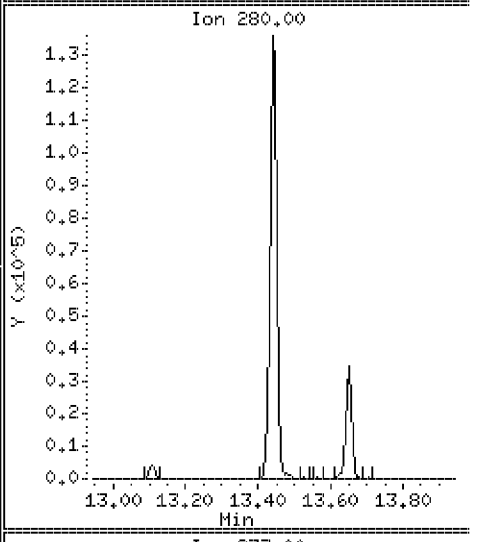

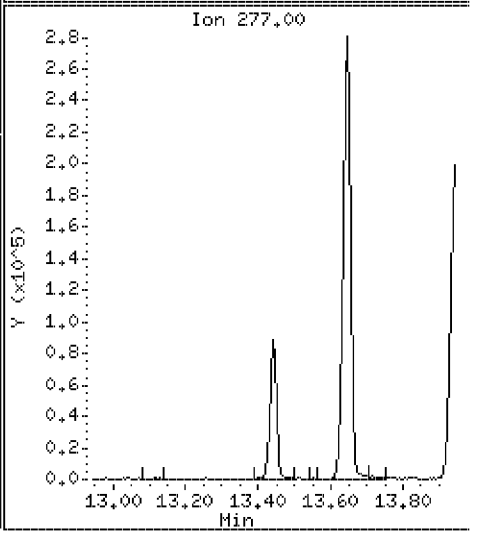

Data File: \\Svecd04\DD\chem\smsd03.i\S3050312.b\9300LCS.D

Date : 03-MAY-2012 14:27

Client ID: 128825LCS

Instrument: smsd03.i

Sample Info: SW128825LCS

Operator: PEL

Column phase: HPMS-5

Column diameter: 0.25

133 Indeno[1,2,3-cd]pyrene

Concentration: 1780 ug/kg

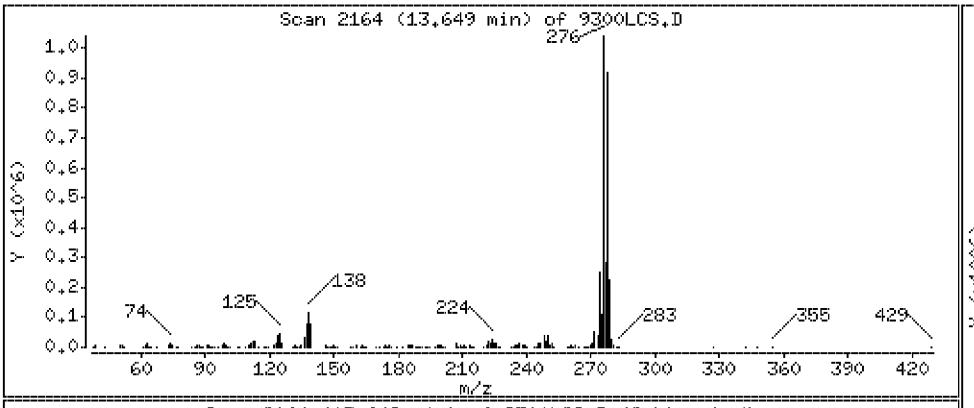

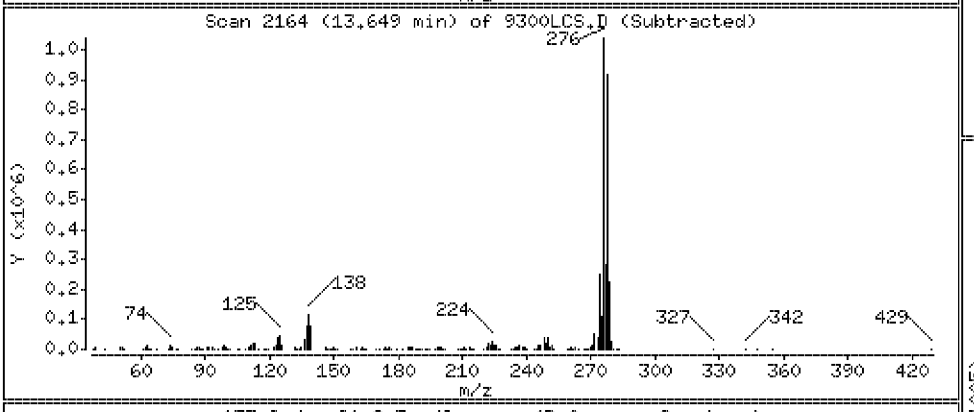

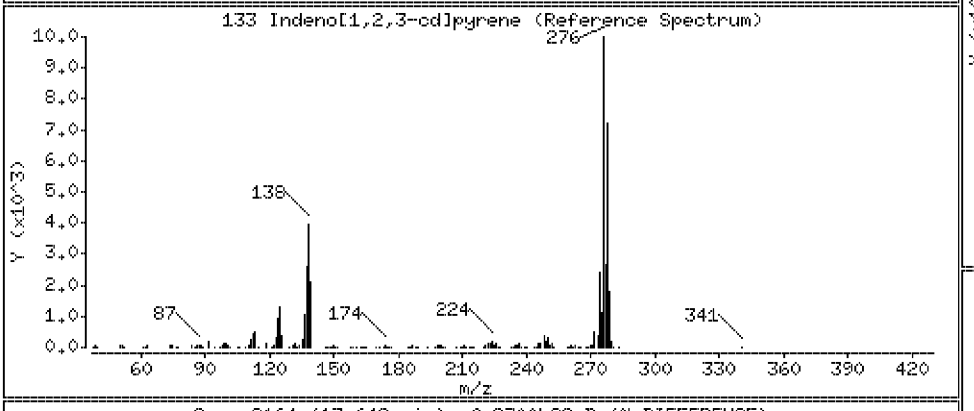

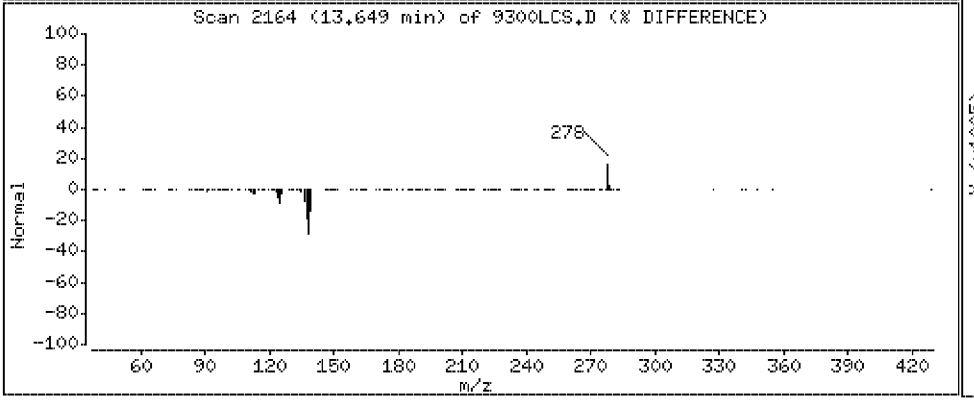

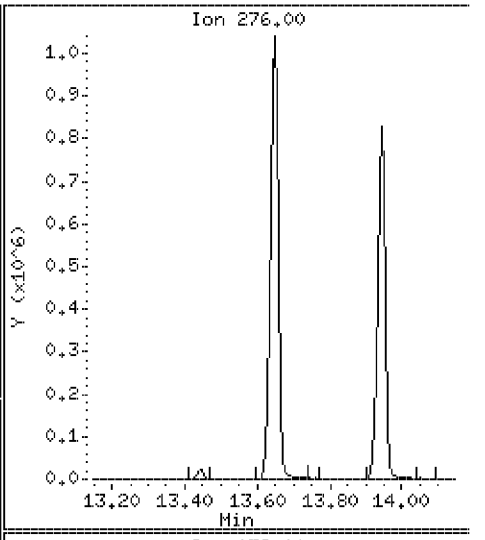

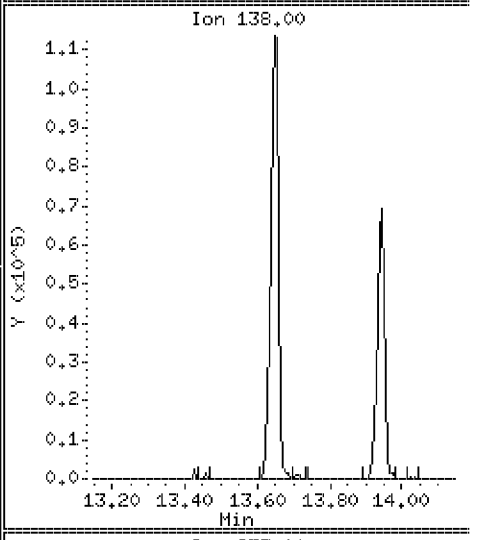

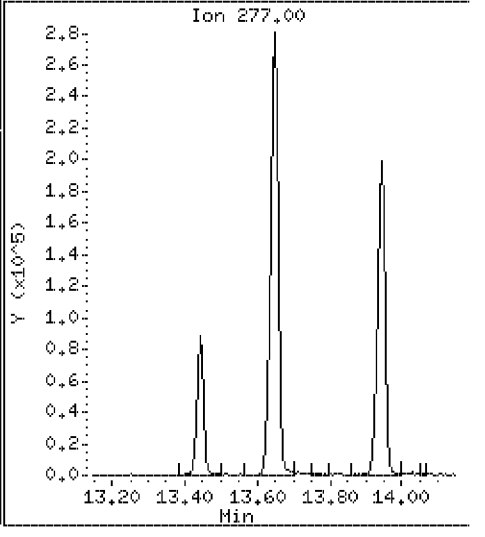

Data File: \\Svecd04\DD\chem\smsd03.i\S3050312.b\9300LCS.D

Date : 03-MAY-2012 14:27

Client ID: 128825LCS

Instrument: smsd03.i

Sample Info: SW128825LCS

Operator: PEL

Column phase: HPMS-5

Column diameter: 0.25

134 Dibenz[a,h]anthracene

Concentration: 1810 ug/kg

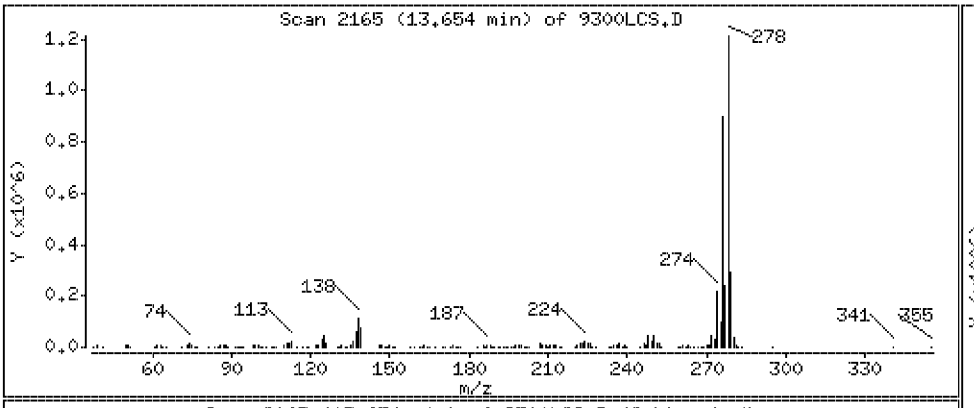

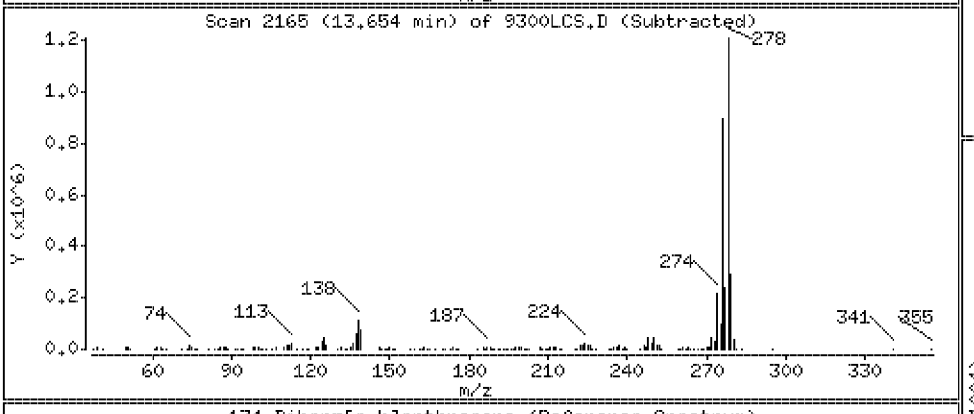

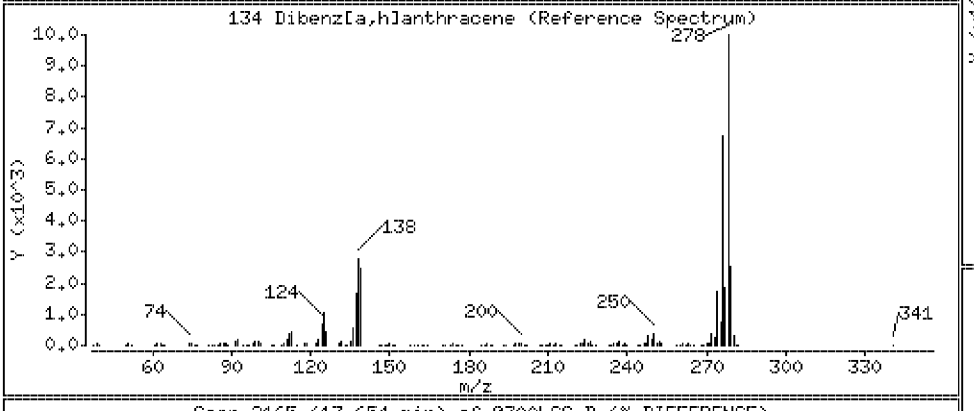

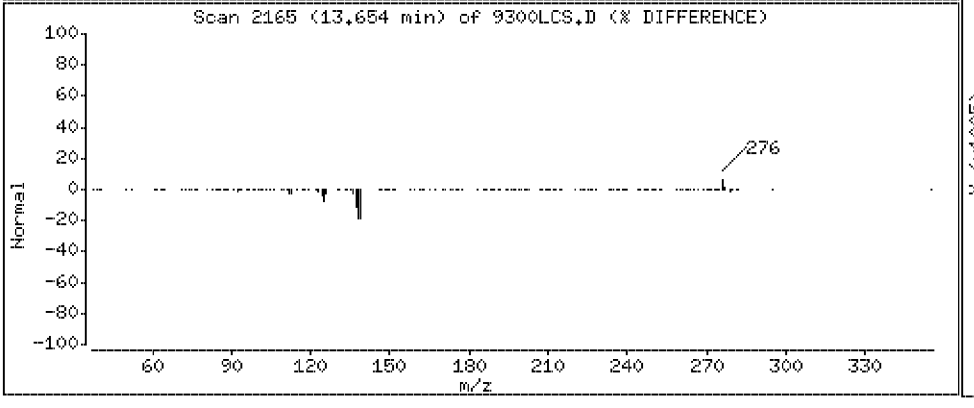

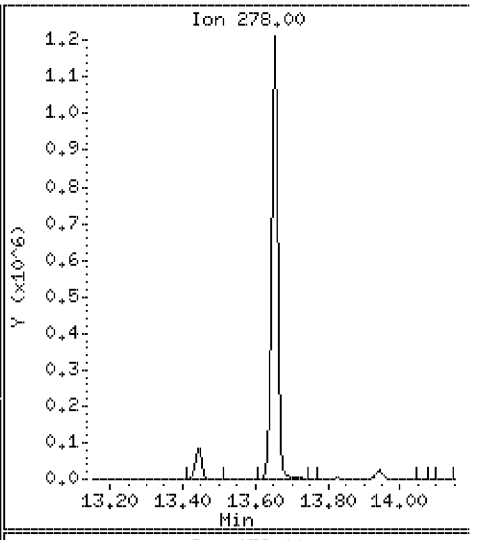

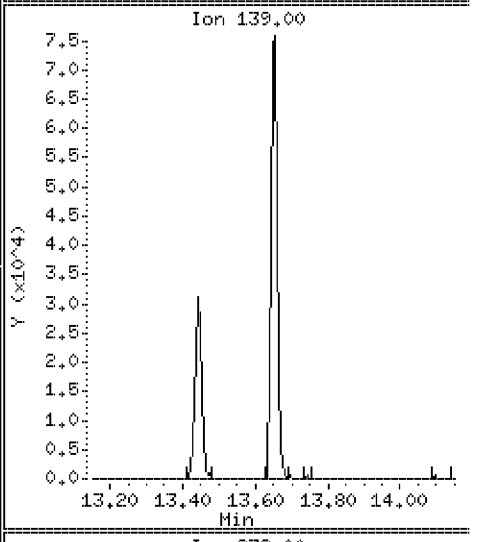

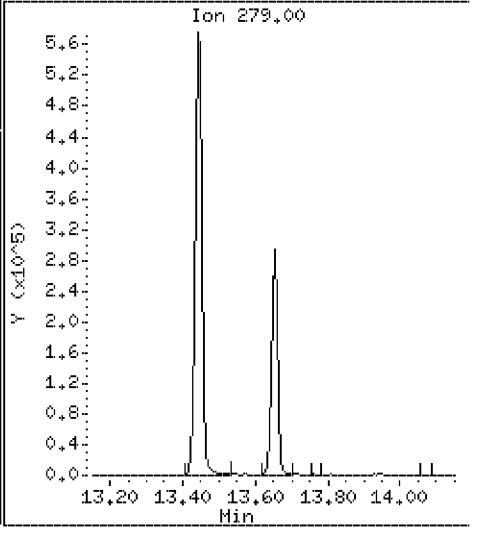

Data File: \\Svecd04\DD\chem\smsd03.i\S3050312.b\9300LCS.D

Date : 03-MAY-2012 14:27

Client ID: 128825LCS

Instrument: smsd03.i

Sample Info: SW128825LCS

Operator: PEL

Column phase: HPMS-5

Column diameter: 0.25

135 Benzo[g,h,i]perylene

Concentration: 1750 ug/kg

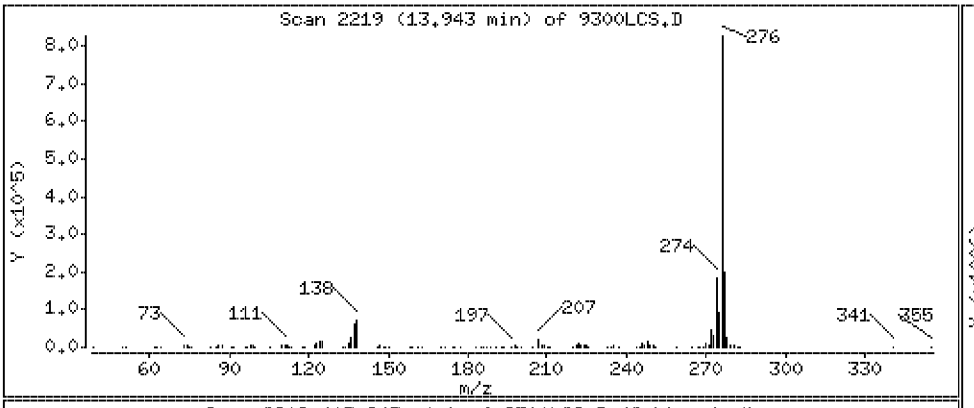

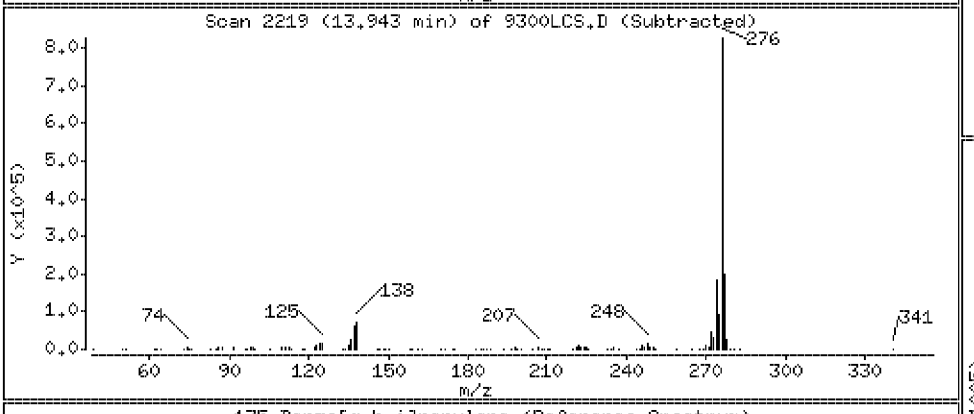

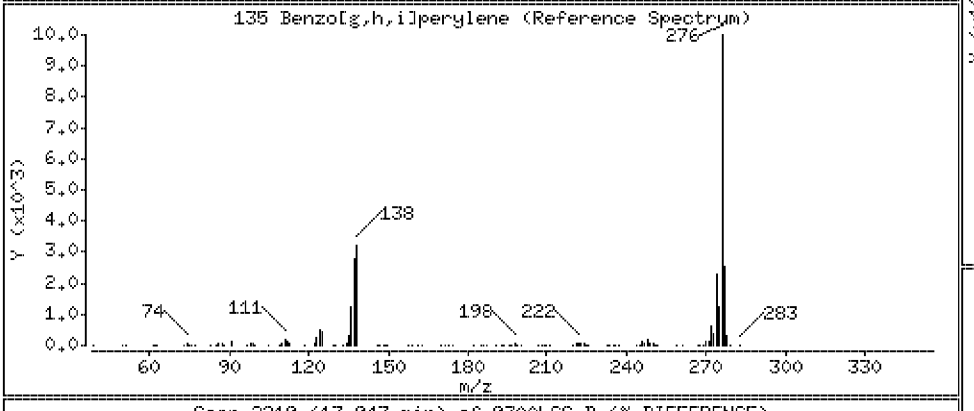

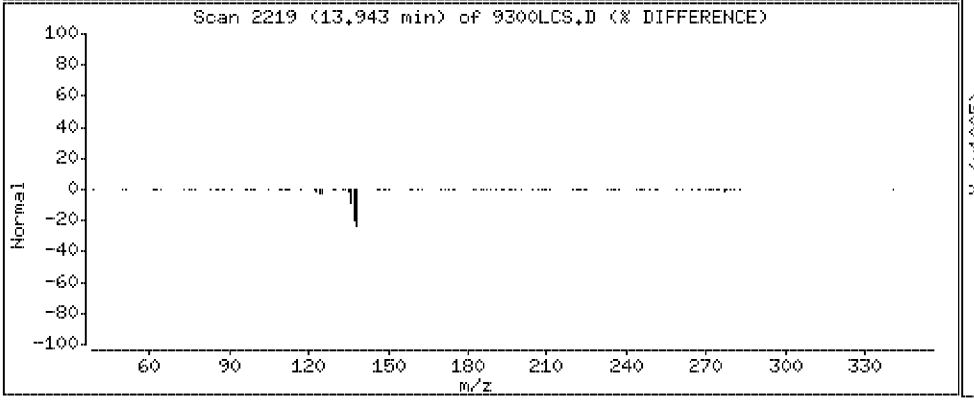

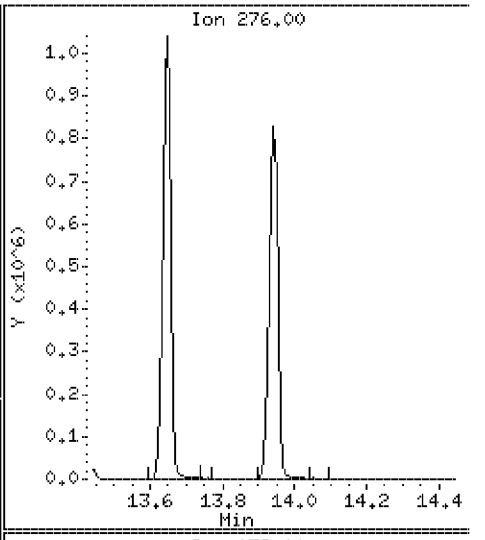

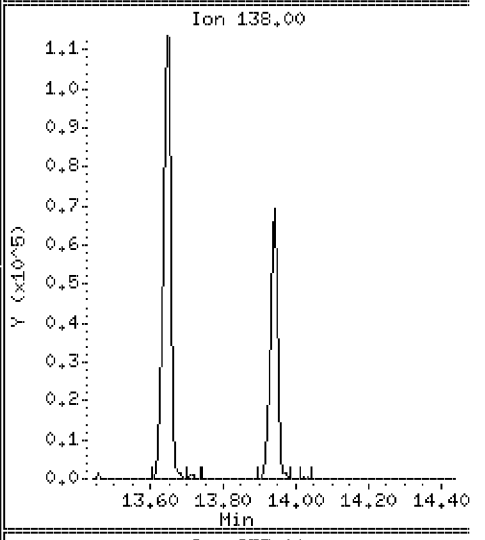

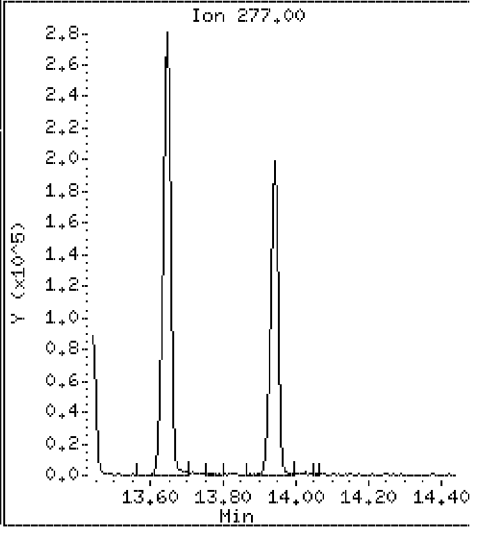

Data File: \\Svecd04\DD\chem\smsd03.i\S305031P.b\DFTPP2.D
Report Date: 09-May-2012 18:07

PEL Laboratories, Inc.

Data file : \\Svecd04\DD\chem\smsd03.i\S305031P.b\DFTPP2.D
Lab Smp Id: 45777 Client Smp ID: DFTPP2
Inj Date : 03-MAY-2012 14:49
Operator : PEL Inst ID: smsd03.i
Smp Info : 45777
Misc Info :
Comment :
Method : \\Svecd04\DD\chem\smsd03.i\S305031P.b\DoDTUN.m
Meth Date : 30-Apr-2012 13:57 mjacobs Quant Type: ISTD
Cal Date : 23-MAR-2009 02:58 Cal File: AP9CAL1.D
Als bottle: 100 QC Sample: DFTPP
Dil Factor: 1.00000
Integrator: HP RTE Compound Sublist: all.sub
Target Version: 4.14 Sample Matrix: WATER
Processing Host: SVECD04

Concentration Formula: Amt * DF * Uf * Vf * Vi * CpndVariable

Name	Value	Description
DF	1.000	Dilution Factor
Uf	1.000	ng unit correction factor
Vf	1.000	Volumetric correction factor
Vi	1.000	Injection Volume
Cpnd Variable		Local Compound Variable

RT	EXP RT	REL RT	MASS	RESPONSE	CONCENTRATIONS ON-COL (ug/L)	CONCENTRATIONS FINAL (ug/L)	TARGET RANGE	RATIO
1 dftpp						CAS #: 5074-71-5		
7.479	7.728	(0.000)	198	187200			0.00- 100.00	98.62
7.479	7.728	(0.000)	51	58016			10.00- 80.00	30.99
7.479	7.728	(0.000)	68	635			0.00- 2.00	0.69
7.479	7.728	(0.000)	69	91752			0.00- 0.00	49.01
7.479	7.728	(0.000)	70	0	0.0	0.0	0.00- 2.00	0.00
7.479	7.728	(0.000)	127	86504			10.00- 80.00	46.21
7.479	7.728	(0.000)	197	0	0.0	0.0	0.00- 2.00	0.00
7.479	7.728	(0.000)	199	12335			5.00- 9.00	6.59
7.479	7.728	(0.000)	275	63160			10.00- 60.00	33.74
7.479	7.728	(0.000)	365	14732			1.00- 0.00	7.87
7.479	7.728	(0.000)	441	27256			0.01- 24.00	14.36
7.479	7.728	(0.000)	442	189824			50.00- 0.00	101.40
7.479	7.728	(0.000)	443	37216			15.00- 24.00	19.61

Data File: \\Svecd04\DD\chem\smsd03.i\S305031P.b\DFTPP2.D
Date : 03-MAY-2012 14:49
Client ID: DFTPP2 Instrument: smsd03.i
Sample Info: 45777
Volume Injected (uL): 1.0 Operator: PEL
Column phase: Column diameter: 2.00

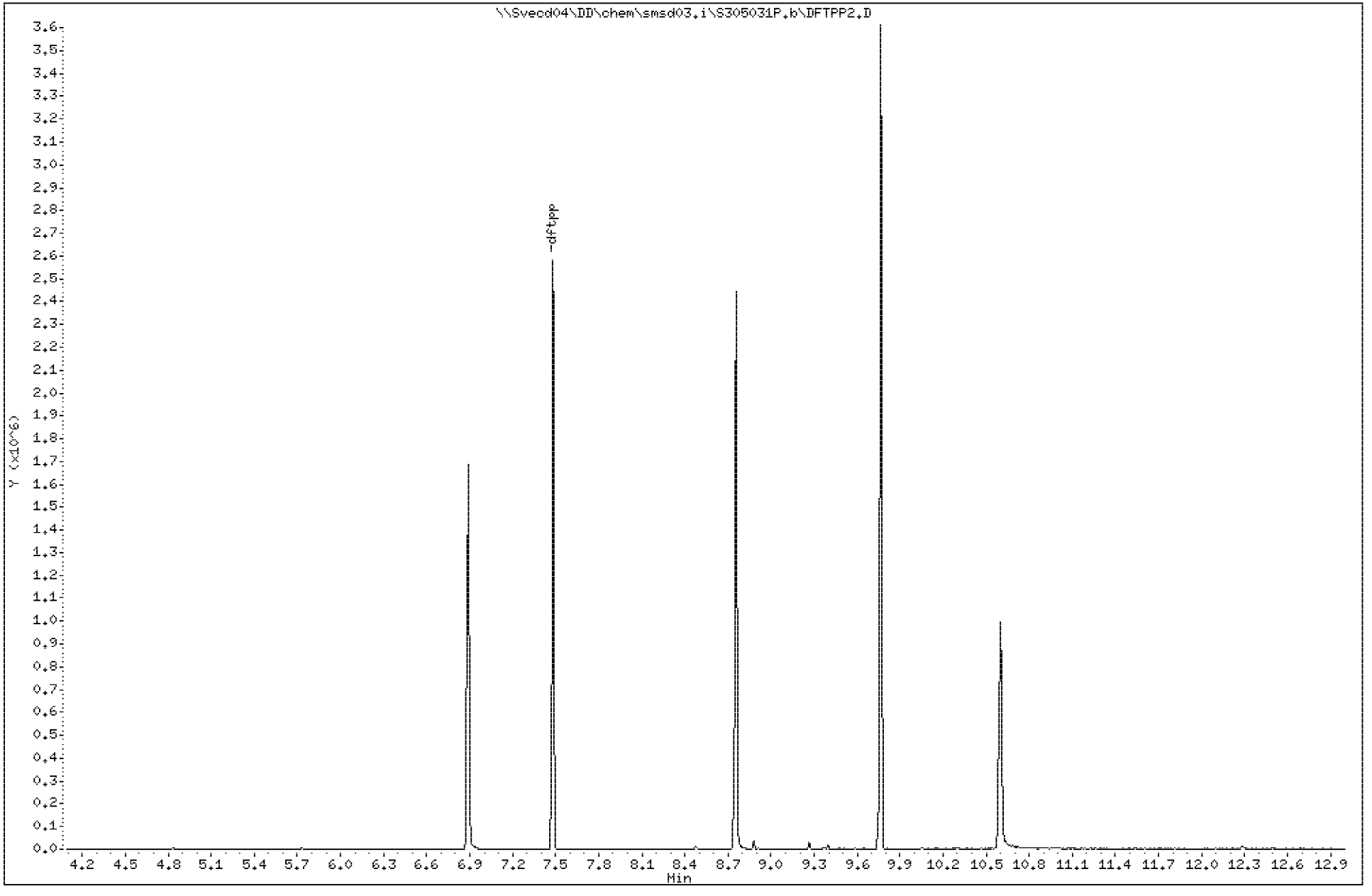

2032

3505892

Data File: \\Svecd04\DD\chem\smsd03.i\S305031P.b\DFTPP2.D

Date : 03-MAY-2012 14:49

Client ID: DFTPP2 | Instrument: smsd03.i

Sample Info: 45777

Volume Injected (uL): 1.0 | Operator: PEL

Column phase: | Column diameter: 2.00

1 dftpp

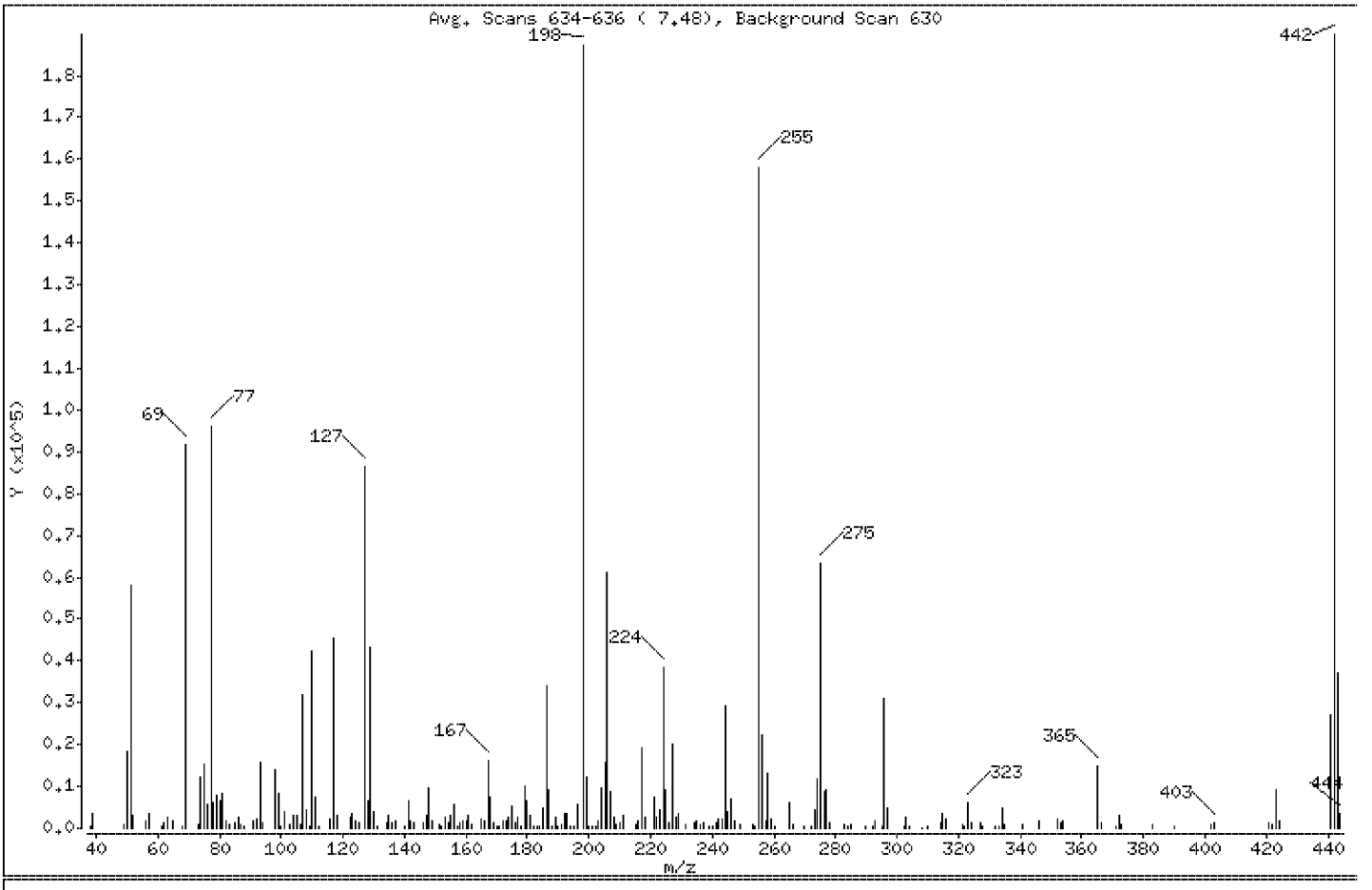

m/e	ION ABUNDANCE CRITERIA	% RELATIVE ABUNDANCE
198	Base Peak, 100% relative abundance	100.00
51	10.00 - 80.00% of mass 198	30.99
68	Less than 2.00% of mass 69	0.34 (0.69)
69	Mass 69 relative abundance	49.01
70	Less than 2.00% of mass 69	0.00 (0.00)
127	10.00 - 80.00% of mass 198	46.21
197	Less than 2.00% of mass 198	0.00
199	5.00 - 9.00% of mass 198	6.59
275	10.00 - 60.00% of mass 198	33.74
365	Greater than 1.00% of mass 198	7.87
441	0.01 - 24.00% of mass 442	14.56 (14.36)
442	Greater than 50.00% of mass 198	101.40
443	15.00 - 24.00% of mass 442	19.88 (19.61)

Data File: \\Svecd04\DD\chem\smsd03.i\S305031P.b\DFTPP2.D

Date : 03-MAY-2012 14:49

Client ID: DFTPP2 Instrument: smsd03.i

Sample Info: 45777

Volume Injected (uL): 1.0 Operator: PEL

Column phase: Column diameter: 2.00

Data File: DFTPP2.D
Spectrum: Avg. Scans 634-636 (7.48), Background Scan 630
Location of Maximum: 442.00
Number of points: 224

m/z	Y	m/z	Y	m/z	Y	m/z	Y
38.00	617	130.00	3875	196.00	5486	275.00	63160
39.00	3641	131.00	294	198.00	187200	276.00	8910
49.00	948	134.00	1348	199.00	12335	277.00	8948
50.00	18240	135.00	3146	200.00	615	278.00	1129
51.00	58016	136.00	1229	201.00	485	283.00	913
52.00	3070	137.00	1757	202.00	339	284.00	253
56.00	1681	140.00	614	203.00	1914	285.00	841
57.00	3628	141.00	6483	204.00	9692	290.00	457
61.00	363	142.00	1960	205.00	15897	292.00	222
62.00	1430	143.00	1380	206.00	61024	293.00	1728
63.00	2729	146.00	1332	207.00	8666	295.00	310
65.00	1543	147.00	2959	208.00	2782	296.00	30792
68.00	635	148.00	9644	209.00	958	297.00	4704
69.00	91752	149.00	1721	210.00	1260	302.00	308
73.00	902	151.00	793	211.00	3047	303.00	2729
74.00	12380	152.00	365	215.00	759	304.00	459
75.00	15278	153.00	2546	216.00	1708	308.00	217
76.00	5657	154.00	1362	217.00	19224	310.00	221
77.00	96096	155.00	2854	218.00	2781	314.00	1312
78.00	6174	156.00	5558	221.00	7388	315.00	3573
79.00	7746	157.00	479	222.00	2554	316.00	1976
80.00	6484	158.00	1428	223.00	4526	321.00	711
81.00	8342	159.00	1603	224.00	38464	322.00	227
82.00	1693	160.00	1957	225.00	9086	323.00	6305
83.00	1059	161.00	3201	226.00	1117	324.00	1312
85.00	1204	162.00	797	227.00	20232	327.00	1376
86.00	2451	165.00	2309	228.00	2684	328.00	543
87.00	677	166.00	1751	229.00	3436	332.00	267
88.00	233	167.00	15960	231.00	1085	333.00	237
91.00	1815	168.00	7540	234.00	1301	334.00	4830
92.00	2191	169.00	1234	235.00	1585	335.00	1056
93.00	15644	170.00	434	236.00	867	341.00	1016
94.00	1168	171.00	570	237.00	1441	346.00	1672
98.00	13934	172.00	1569	239.00	280	352.00	2162
99.00	8159	173.00	1543	240.00	226	353.00	1408

Data File: \\Svecd04\DD\chem\smsd03.i\S305031P.b\DFTPP2.D

Date : 03-MAY-2012 14:49

Client ID: DFTPP2 Instrument: smsd03.i

Sample Info: 45777

Volume Injected (uL): 1.0 Operator: PEL

Column phase: Column diameter: 2.00

Data File: DFTPP2.D
Spectrum: Avg. Scans 634-636 (7.48), Background Scan 630
Location of Maximum: 442.00
Number of points: 224

m/z	Y	m/z	Y	m/z	Y	m/z	Y
100.00	532	174.00	2688	241.00	1175	354.00	1921
101.00	3758	175.00	5284	242.00	2276	365.00	14732
103.00	876	176.00	1095	243.00	2048	366.00	1481
104.00	3201	177.00	2500	244.00	29104	371.00	263
105.00	2886	178.00	354	245.00	3761	372.00	3229
106.00	977	179.00	10250	246.00	7015	373.00	1002
107.00	31744	180.00	6355	247.00	1555	383.00	882
108.00	4344	181.00	3222	249.00	717	390.00	219
109.00	427	182.00	223	253.00	819	402.00	1082
110.00	42336	183.00	295	254.00	400	403.00	1365
111.00	7629	184.00	619	255.00	157888	421.00	1336
112.00	362	185.00	4778	256.00	22280	422.00	934
116.00	2120	186.00	34088	257.00	1740	423.00	8970
117.00	45392	187.00	9288	258.00	12905	424.00	1829
118.00	3268	188.00	548	259.00	2181	441.00	27256
122.00	2492	189.00	2480	260.00	376	442.00	189824
123.00	3703	190.00	232	265.00	5897	443.00	37216
124.00	1672	191.00	750	266.00	764	444.00	3557
125.00	1307	192.00	3697	270.00	245		
127.00	86504	193.00	3694	272.00	314		
128.00	6670	194.00	241	273.00	4460		
129.00	43304	195.00	223	274.00	11720		

DFTPP TUNE/TAILING FACTOR/DEGRADATION SAMPLE AND GRAPHIC REPORT

Report Date: 05/03/2012 15:09

Datafile Analyzed: //Svecd04/DD/chem/smsd03.i/S305031P.b/DFTPP2.D
DFTPP TUNE/TAILING FACTOR/DEGRADATION SAMPLE AND GRAPHIC REPORT

Report Date: 05/04/2012 16:12

Datafile Analyzed: //Svecd04/DD/chem/smsd03.i/S305031P.b/DFTPP2.D
DFTPP TUNE/TAILING FACTOR/DEGRADATION SAMPLE AND GRAPHIC REPORT

Report Date: 05/04/2012 17:38

Datafile Analyzed: //Svecd04/DD/chem/smsd03.i/S305031P.b/DFTPP2.D
DFTPP TUNE/TAILING FACTOR/DEGRADATION SAMPLE AND GRAPHIC REPORT

Report Date: 05/04/2012 18:25

Datafile Analyzed: //Svecd04/DD/chem/smsd03.i/S305031P.b/DFTPP2.D
DFTPP TUNE/TAILING FACTOR/DEGRADATION SAMPLE AND GRAPHIC REPORT

Report Date: 05/09/2012 18:07

Datafile Analyzed: //Svecd04/DD/chem/smsd03.i/S305031P.b/DFTPP2.D

PEL Laboratories, Inc.

Data file : \\Svecd04\DD\chem\smsd03.i\S305031P.b\8270CCV3.D
Lab Smp Id: 45924 Client Smp ID: 8270CCV3
Inj Date : 03-MAY-2012 15:10 MS Autotune Date: 12-SEP-2011 18:58
Operator : PEL Inst ID: smsd03.i
Smp Info : 45924
Misc Info :
Comment :
Method : \\Svecd04\DD\chem\smsd03.i\S305031P.b\8270bcs.m
Meth Date : 03-May-2012 17:07 smsd03.i Quant Type: ISTD
Cal Date : 23-APR-2012 18:17 Cal File: AP9CAL4.D
Als bottle: 1 Continuing Calibration Sample
Dil Factor: 1.00000
Integrator: HP Genie Compound Sublist: 8270caln.sub
Target Version: 4.14 Sample Matrix: WATER
Processing Host: SVECD04

Concentration Formula: Amt * DF * (1/(Vo/1000))*Vf * CpndVariable

Name	Value	Description
DF	1.000	Dilution Factor
Vo	1000.000	Volume of sample extracted (mL)
Vf	1.000	Final Volume
Cpnd Variable		Local Compound Variable

RT	EXP RT	REL RT	MASS	RESPONSE	AMOUNTS CAL-AMT (ug/ml)	AMOUNTS ON-COL (ug/ml)	TARGET RANGE	RATIO
2 Pyridine						CAS #: 110-86-1		
2.295	2.295	(0.525)	79	335480	45.0000	44.7	80.00- 120.00	100.00
2.294	2.294	(0.525)	52	133842			9.90- 69.90	39.90
M 16 Cresols (Total)						CAS #: 1319-77-3		
				597450	90.0000	92.8		
1 N-Nitrosodimethylamine						CAS #: 62-75-9		
2.254	2.254	(0.516)	42	176759	45.0000	52.1	80.00- 120.00	100.00
2.254	2.254	(0.516)	74	215754			92.06- 152.06	122.06
2.254	2.254	(0.516)	44	5803			0.00- 33.28	3.28
$ 6 2-Fluorophenol (SURR)						CAS #: 367-12-4		
3.295	3.295	(0.754)	112	522957	90.0000	90.7	80.00- 120.00	100.00
3.295	3.295	(0.754)	64	341906			35.38- 95.38	65.38
$ 11 Phenol-d5 (SURR)						CAS #: 4165-62-2		
4.055	4.055	(0.928)	99	726718	90.0000	94.0	80.00- 120.00	100.00
4.055	4.055	(0.928)	42	149049			0.00- 50.51	20.51
4.055	4.055	(0.928)	71	429703			29.13- 89.13	59.13

RT	EXP RT	REL RT	MASS	RESPONSE	AMOUNTS CAL-AMT (ug/ml)	AMOUNTS ON-COL (ug/ml)	TARGET RANGE	RATIO
13 Phenol						CAS #: 108-95-2		
4.066	4.066	(0.931)	94	393883	45.0000	44.9	80.00- 120.00	100.00
4.066	4.066	(0.931)	65	155450			9.47- 69.47	39.47
4.065	4.065	(0.931)	66	299987			46.16- 106.16	76.16
10 Aniline						CAS #: 62-53-3		
4.088	4.088	(0.936)	93	395235	45.0000	42.5	80.00- 120.00	100.00
4.087	4.087	(0.936)	65	99986			0.00- 55.30	25.30
4.088	4.088	(0.936)	66	168318			12.59- 72.59	42.59
14 Bis(2-Chloroethyl)ether						CAS #: 111-44-4		
4.132	4.132	(0.946)	93	244564	45.0000	44.3	80.00- 120.00	100.00
4.131	4.131	(0.946)	63	181428			44.18- 104.18	74.18
4.131	4.131	(0.946)	95	78661			2.16- 62.16	32.16
15 2-Chlorophenol						CAS #: 95-57-8		
4.195	4.195	(0.960)	128	263820	45.0000	45.7	80.00- 120.00	100.00
4.194	4.194	(0.960)	64	141983			23.82- 83.82	53.82
4.195	4.195	(0.960)	130	86700			2.86- 62.86	32.86
17 1,3-Dichlorobenzene						CAS #: 541-73-1		
4.321	4.321	(0.989)	146	326698	45.0000	46.2	80.00- 120.00	100.00
4.321	4.321	(0.989)	148	217898			36.70- 96.70	66.70
4.321	4.321	(0.989)	111	146030			14.70- 74.70	44.70
* 18 1,4-Dichlorobenzene-d4						CAS #: 3855-82-1		
4.368	4.368	(1.000)	152	199565	40.0000		80.00- 120.00	100.00
4.368	4.367	(1.000)	115	130767			36.83- 96.83	65.53
4.369	4.368	(1.000)	150	337825			121.44- 181.44	169.28
19 1,4-Dichlorobenzene						CAS #: 106-46-7		
4.383	4.383	(1.003)	146	349227	45.0000	46.8	80.00- 120.00	100.00
4.383	4.383	(1.003)	148	234763			37.22- 97.22	67.22
4.382	4.382	(1.003)	111	156389			14.78- 74.78	44.78
21 Benzyl alcohol						CAS #: 100-51-6		
4.488	4.488	(1.027)	108	183374	45.0000	46.4	80.00- 120.00	100.00
4.488	4.488	(1.027)	79	329742			149.82- 209.82	179.82
4.488	4.488	(1.027)	77	236271			98.85- 158.85	128.85
20 1,2-Dichlorobenzene						CAS #: 95-50-1		
4.520	4.520	(1.035)	146	317585	45.0000	46.8	80.00- 120.00	100.00
4.520	4.520	(1.035)	148	205596			34.74- 94.74	64.74
4.519	4.519	(1.035)	111	148798			16.85- 76.85	46.85
22 2-Methylphenol						CAS #: 95-48-7		
4.588	4.588	(1.050)	107	233468	45.0000	44.7	80.00- 120.00	100.00
4.588	4.588	(1.050)	108	259087			80.97- 140.97	110.97
4.589	4.589	(1.050)	79	217414			63.12- 123.12	93.12
23 2,2'-oxybis(1-chloropropane)						CAS #: 108-60-1		
4.599	4.599	(1.053)	45	165052	45.0000	42.8	80.00- 120.00	100.00
4.589	4.589	(1.050)	77	253319			123.48- 183.48	153.48

RT	EXP RT	REL RT	MASS	RESPONSE	AMOUNTS CAL-AMT (ug/ml)	AMOUNTS ON-COL (ug/ml)	TARGET RANGE	RATIO
23 2,2'-oxybis(1-chloropropane) (continued)								
4.599	4.599	(1.053)	121	86396			22.34- 82.34	52.34
28 4-Methylphenol						CAS #: 106-44-5		
4.726	4.726	(1.082)	107	363982	45.0000	48.2	80.00- 120.00	100.00
4.726	4.726	(1.082)	108	290812			49.90- 109.90	79.90
4.726	4.726	(1.082)	79	127693			5.08- 65.08	35.08
26 N-Nitrosodinpropylamine						CAS #: 621-64-7		
4.722	4.722	(1.081)	70	288230	45.0000	49.1	80.00- 120.00	100.00
4.721	4.721	(1.081)	42	116272			10.34- 70.34	40.34
4.722	4.722	(1.081)	130	54356			0.00- 48.86	18.86
30 Hexachloroethane						CAS #: 67-72-1		
4.822	4.822	(1.104)	117	144036	45.0000	48.9	80.00- 120.00	100.00
4.822	4.822	(1.104)	201	174700			91.29- 151.29	121.29
4.822	4.822	(1.104)	199	106598			44.01- 104.01	74.01
$ 31 Nitrobenzene-d5 (SURR)						CAS #: 4165-60-0		
4.866	4.866	(0.880)	82	433743	45.0000	48.7	80.00- 120.00	100.00
4.866	4.866	(0.880)	128	133671			0.82- 60.82	30.82
4.865	4.865	(0.880)	54	170918			9.41- 69.41	39.41
32 Nitrobenzene						CAS #: 98-95-3		
4.883	4.883	(0.883)	77	419027	45.0000	47.7	80.00- 120.00	100.00
4.883	4.883	(0.883)	123	136025			2.46- 62.46	32.46
4.883	4.883	(0.883)	65	64385			0.00- 45.37	15.37
34 Isophorone						CAS #: 78-59-1		
5.097	5.097	(0.922)	82	498606	45.0000	46.6	80.00- 120.00	100.00
5.098	5.098	(0.922)	138	79760			0.00- 46.00	16.00
5.097	5.097	(0.922)	95	48118			0.00- 39.65	9.65
35 2-Nitrophenol						CAS #: 88-75-5		
5.175	5.175	(0.936)	139	151517	45.0000	46.6	80.00- 120.00	100.00
5.174	5.174	(0.936)	65	117067			47.26- 107.26	77.26
5.175	5.175	(0.936)	109	85193			26.23- 86.23	56.23
36 2,4-Dimethylphenol						CAS #: 105-67-9		
5.213	5.213	(0.943)	122	232399	45.0000	46.4	80.00- 120.00	100.00
5.213	5.213	(0.943)	107	331538			112.66- 172.66	142.66
5.213	5.213	(0.943)	121	136414			28.70- 88.70	58.70
38 Bis(2-Chloroethoxy)methane						CAS #: 111-91-1		
5.293	5.293	(0.957)	93	331874	45.0000	45.8	80.00- 120.00	100.00
5.293	5.293	(0.957)	95	106859			2.20- 62.20	32.20
5.294	5.294	(0.957)	123	41745			0.00- 42.58	12.58
40 Benzoic Acid						CAS #: 65-85-0		
5.322	5.322	(0.962)	122	138912	45.0000	40.7	80.00- 120.00	100.00
5.321	5.321	(0.962)	105	197957			112.51- 172.51	142.50
5.321	5.321	(0.962)	77	195326			110.61- 170.61	140.61

RT	EXP RT	REL RT	MASS	RESPONSE	AMOUNTS CAL-AMT (ug/ml)	AMOUNTS ON-COL (ug/ml)	TARGET RANGE	RATIO
41 2,4-Dichlorophenol						CAS #: 120-83-2		
5.405	5.405	(0.977)	162	279283	45.0000	47.3	80.00- 120.00	100.00
5.405	5.405	(0.977)	164	184876			36.20- 96.20	66.20
5.404	5.404	(0.977)	98	99848			5.75- 65.75	35.75
42 1,2,4-Trichlorobenzene						CAS #: 120-82-1		
5.476	5.476	(0.990)	180	350271	45.0000	47.5	80.00- 120.00	100.00
5.477	5.477	(0.990)	182	336412			66.04- 126.04	96.04
5.476	5.476	(0.990)	145	93157			0.00- 56.60	26.60
* 43 Naphthalene-d8						CAS #: 1146-65-2		
5.530	5.529	(1.000)	136	659944	40.0000		80.00- 120.00	100.00
5.529	5.527	(1.000)	68	32270			0.00- 35.36	4.89
44 Naphthalene						CAS #: 91-20-3		
5.550	5.550	(1.004)	128	792959	45.0000	46.8	80.00- 120.00	100.00
5.551	5.551	(1.004)	129	90424			0.00- 41.40	11.40
5.550	5.550	(1.004)	127	107745			0.00- 43.27	13.59
45 4-Chloroaniline						CAS #: 106-47-8		
5.603	5.603	(1.013)	127	316263	45.0000	44.4	80.00- 120.00	100.00
5.604	5.604	(1.013)	129	102533			2.42- 62.42	32.42
5.603	5.603	(1.013)	65	140850			14.54- 74.54	44.54
48 Hexachlorobutadiene						CAS #: 87-68-3		
5.667	5.667	(1.025)	225	283221	45.0000	50.2	80.00- 120.00	100.00
5.667	5.667	(1.025)	223	179620			33.42- 93.42	63.42
5.667	5.667	(1.025)	227	182884			34.57- 94.57	64.57
51 4-Chloro-3-methylphenol						CAS #: 59-50-7		
6.074	6.074	(1.098)	107	274727	45.0000	48.4	80.00- 120.00	100.00
6.074	6.074	(1.098)	144	64483			0.00- 53.47	23.47
6.074	6.074	(1.098)	142	205811			44.91- 104.91	74.91
53 2-Methylnaphthalene						CAS #: 91-57-6		
6.210	6.210	(1.123)	142	577667	45.0000	46.9	80.00- 120.00	100.00
6.210	6.210	(1.123)	141	514545			59.07- 119.07	89.07
54 1-Methylnaphthalene						CAS #: 90-12-0		
6.306	6.306	(1.140)	142	524782	45.0000	46.9	80.00- 120.00	100.00
6.306	6.306	(1.140)	141	480312			61.53- 121.53	91.53
55 Hexachlorocyclopentadiene						CAS #: 77-47-4		
6.366	6.366	(0.881)	237	358443	45.0000	48.9	80.00- 120.00	100.00
6.366	6.366	(0.881)	235	222509			32.08- 92.08	62.08
6.366	6.366	(0.881)	272	47131			0.00- 43.15	13.15
57 2,4,6-Trichlorophenol						CAS #: 88-06-2		
6.489	6.489	(0.898)	196	255141	45.0000	44.1	80.00- 120.00	100.00
6.489	6.489	(0.898)	198	232859			61.27- 121.27	91.27
6.489	6.489	(0.898)	200	81932			2.11- 62.11	32.11
58 2,4,5-Trichlorophenol						CAS #: 95-95-4		
6.530	6.530	(0.904)	196	276213	45.0000	51.6	80.00- 120.00	100.00

```
                                          AMOUNTS
                                        CAL-AMT   ON-COL
  RT   EXP RT   REL RT   MASS  RESPONSE (ug/ml)  (ug/ml)   TARGET RANGE    RATIO
 ==== ======== ========  ====  ======== =======  =======   ============    =====

   58 2,4,5-Trichlorophenol (continued)
6.530    6.530 ( 0.904)   198    264969                    65.93- 125.93    95.93
6.529    6.529 ( 0.904)    97    156601                    26.70-  86.70    56.70
-------------------------------------------------------------------------------
$  59 2-Fluorobiphenyl (SURR)                        CAS #: 321-60-8
6.565    6.565 ( 0.909)   172    835910 45.0000     46.5  80.00- 120.00   100.00
6.565    6.565 ( 0.909)   171    296183                     5.43-  65.43    35.43
-------------------------------------------------------------------------------
   62 2-Chloronaphthalene                           CAS #: 91-58-7
6.683    6.683 ( 0.925)   162    636758 45.0000     46.7  80.00- 120.00   100.00
6.683    6.683 ( 0.925)   164    214252                     3.65-  63.65    33.65
6.683    6.683 ( 0.925)   127    244744                     8.44-  68.44    38.44
-------------------------------------------------------------------------------
   63 2-Nitroaniline                                CAS #: 88-74-4
6.789    6.789 ( 0.940)    65    224155 45.0000     47.7  80.00- 120.00   100.00
6.789    6.789 ( 0.940)    92    130258                    28.11-  88.11    58.11
6.790    6.790 ( 0.940)   138    176516                    48.75- 108.75    78.75
-------------------------------------------------------------------------------
   65 Dimethylphthalate                             CAS #: 131-11-3
6.963    6.963 ( 0.964)   163    750350 45.0000     47.9  80.00- 120.00   100.00
6.964    6.964 ( 0.964)   194     42889                     0.00-  35.72     5.72
6.963    6.963 ( 0.964)   164     82050                     0.00-  40.55    10.94
-------------------------------------------------------------------------------
   68 Acenaphthylene                                CAS #: 208-96-8
7.087    7.087 ( 0.981)   152    968425 45.0000     48.0  80.00- 120.00   100.00
7.087    7.087 ( 0.981)   151    187363                     0.00-  49.35    19.35
7.087    7.087 ( 0.981)   153    127141                     0.00-  43.13    13.13
-------------------------------------------------------------------------------
   67 2,6-Dinitrotoluene                            CAS #: 606-20-2
7.024    7.024 ( 0.972)   165    165235 45.0000     46.7  80.00- 120.00   100.00
7.023    7.023 ( 0.972)    89    139583                    54.48- 114.48    84.48
7.022    7.022 ( 0.972)    63    134010                    51.10- 111.10    81.10
-------------------------------------------------------------------------------
   69 3-Nitroaniline                                CAS #: 99-09-2
7.193    7.193 ( 0.996)   138    137755 45.0000     43.8  80.00- 120.00   100.00
7.194    7.194 ( 0.996)   108     15024                     0.00-  40.91    10.91
7.193    7.193 ( 0.996)    92    191395                   108.94- 168.94   138.94
-------------------------------------------------------------------------------
*  70 Acenaphthene-d10                              CAS #: 15067-26-2
7.225    7.224 ( 1.000)   164    464889 40.0000           80.00- 120.00   100.00
7.226    7.224 ( 1.000)   162    450408                    63.97- 123.97    96.88
7.226    7.224 ( 1.000)   160    204709                    13.34-  73.34    44.03
-------------------------------------------------------------------------------
   71 Acenaphthene                                  CAS #: 83-32-9
7.258    7.258 ( 1.004)   154    568533 45.0000     46.5  80.00- 120.00   100.00
7.258    7.258 ( 1.004)   153    621453                    79.31- 139.31   109.31
7.258    7.258 ( 1.004)   152    303034                    23.30-  83.30    53.30
-------------------------------------------------------------------------------
   72 2,4-Dinitrophenol                             CAS #: 51-28-5
7.292    7.292 ( 1.009)   184     98279 45.0000     42.9  80.00- 120.00   100.00
7.291    7.291 ( 1.009)    63     83765                    55.23- 115.23    85.23
7.292    7.292 ( 1.009)   154     70515                    41.75- 101.75    71.75
-------------------------------------------------------------------------------
```

RT	EXP RT	REL RT	MASS	RESPONSE	AMOUNTS CAL-AMT (ug/ml)	AMOUNTS ON-COL (ug/ml)	TARGET RANGE	RATIO
74 4-Nitrophenol						CAS #: 100-02-7		
7.381	7.381	(1.021)	109	169892	45.0000	49.7	80.00- 120.00	100.00
7.381	7.381	(1.022)	139	108196			33.69- 93.69	63.69
7.380	7.380	(1.021)	65	164084			66.58- 126.58	96.58
75 Dibenzofuran						CAS #: 132-64-9		
7.426	7.426	(1.028)	168	949040	45.0000	47.7	80.00- 120.00	100.00
7.426	7.426	(1.028)	139	404494			12.62- 72.62	42.62
76 2,4-Dinitrotoluene						CAS #: 121-14-2		
7.418	7.418	(1.027)	165	234906	45.0000	47.3	80.00- 120.00	100.00
7.419	7.419	(1.027)	63	215370			61.68- 121.68	91.68
7.417	7.417	(1.027)	89	250367			76.58- 136.58	106.58
80 Diethylphthalate						CAS #: 84-66-2		
7.652	7.652	(1.059)	149	692930	45.0000	47.9	80.00- 120.00	100.00
7.652	7.652	(1.059)	177	163222			0.00- 53.56	23.56
7.652	7.652	(1.059)	150	85954			0.00- 42.40	12.40
81 Fluorene						CAS #: 86-73-7		
7.761	7.761	(1.074)	166	862257	45.0000	50.0	80.00- 120.00	100.00
7.761	7.761	(1.074)	165	813550			64.35- 124.35	94.35
7.761	7.761	(1.074)	167	120558			0.00- 43.98	13.98
82 4-Chlorophenyl-phenylether						CAS #: 7005-72-3		
7.759	7.759	(1.074)	204	519143	45.0000	50.2	80.00- 120.00	100.00
7.759	7.759	(1.074)	206	177332			4.16- 64.16	34.16
7.758	7.758	(1.074)	141	288254			25.52- 85.52	55.53
84 4-Nitroaniline						CAS #: 100-01-6		
7.796	7.796	(1.079)	138	116240	45.0000	42.7	80.00- 120.00	100.00
7.796	7.796	(1.079)	92	81998			40.54- 100.54	70.54
7.795	7.795	(1.079)	108	210743			151.30- 211.30	181.30
85 4,6-Dinitro-2-methylphenol						CAS #: 534-52-1		
7.819	7.819	(0.901)	198	163970	45.0000	42.9	80.00- 120.00	100.00
7.818	7.818	(0.901)	51	63038			8.44- 68.44	38.44
7.818	7.818	(0.901)	105	62033			7.83- 67.83	37.83
86 N-Nitrosodiphenylamine						CAS #: 86-30-6		
7.878	7.878	(0.908)	169	493898	45.0000	44.5	80.00- 120.00	100.00
7.878	7.878	(0.908)	168	338091			38.45- 98.45	68.45
7.878	7.878	(0.908)	167	174129			5.26- 65.26	35.26
87 1,2-Diphenylhydrazine						CAS #: 122-66-7		
7.915	7.915	(1.095)	77	837622	45.0000	50.4	80.00- 120.00	100.00
7.916	7.916	(1.096)	105	96363			0.00- 41.50	11.50
7.916	7.916	(1.096)	182	204195			0.00- 54.38	24.38
$ 88 2,4,6-Tribromophenol (SURR)						CAS #: 118-79-6		
8.002	8.002	(1.108)	330	341959	90.0000	105	80.00- 120.00	100.00
8.002	8.002	(1.108)	332	332899			67.35- 127.35	97.35
8.001	8.001	(1.107)	141	135366			9.59- 69.59	39.59

RT	EXP RT	REL RT	MASS	RESPONSE	AMOUNTS CAL-AMT (ug/ml)	AMOUNTS ON-COL (ug/ml)	TARGET RANGE	RATIO
93 4-Bromophenylphenylether						CAS #: 101-55-3		
8.238	8.238	(0.949)	248	291004	45.0000	45.2	80.00- 120.00	100.00
8.238	8.238	(0.949)	250	299715			72.99- 132.99	102.99
8.237	8.237	(0.949)	141	200725			38.98- 98.98	68.98
94 Hexachlorobenzene						CAS #: 118-74-1		
8.306	8.306	(0.957)	284	352344	45.0000	47.6	80.00- 120.00	100.00
8.304	8.304	(0.957)	142	109980			1.21- 61.21	31.21
8.306	8.306	(0.957)	249	103403			0.00- 59.35	29.35
96 Pentachlorophenol						CAS #: 87-86-5		
8.502	8.502	(0.980)	266	214085	45.0000	49.2	80.00- 120.00	100.00
8.501	8.501	(0.979)	264	137378			34.17- 94.17	64.17
8.501	8.501	(0.979)	268	139362			35.10- 95.10	65.10
* 100 Phenanthrene-d10						CAS #: 1517-22-2		
8.680	8.681	(1.000)	188	881896	40.0000		80.00- 120.00	100.00
8.679	8.679	(1.000)	94	50979			0.00- 35.98	5.78
8.678	8.679	(1.000)	80	61087			0.00- 37.82	6.93
101 Phenanthrene						CAS #: 85-01-8		
8.703	8.703	(1.003)	178	1066072	45.0000	46.9	80.00- 120.00	100.00
8.703	8.703	(1.003)	179	171184			0.00- 46.06	16.06
8.703	8.703	(1.003)	176	221242			0.00- 50.75	20.75
103 Anthracene						CAS #: 120-12-7		
8.753	8.753	(1.008)	178	1068331	45.0000	47.2	80.00- 120.00	100.00
8.753	8.753	(1.008)	179	167483			0.00- 45.68	15.68
8.753	8.753	(1.008)	176	202624			0.00- 48.97	18.97
104 Carbazole						CAS #: 86-74-8		
8.915	8.915	(1.027)	167	857096	45.0000	45.5	80.00- 120.00	100.00
8.915	8.915	(1.027)	139	118836			0.00- 43.86	13.86
8.914	8.914	(1.027)	83	47250			0.00- 35.51	5.51
105 Di-n-butylphthalate						CAS #: 84-74-2		
9.249	9.249	(1.066)	149	1166233	45.0000	49.0	80.00- 120.00	100.00
9.249	9.249	(1.066)	150	112236			0.00- 39.62	9.62
9.248	9.248	(1.065)	104	96629			0.00- 38.29	8.29
109 Fluoranthene						CAS #: 206-44-0		
9.871	9.871	(1.137)	202	1269745	45.0000	48.7	80.00- 120.00	100.00
9.870	9.870	(1.137)	101	77383			0.00- 36.09	6.09
9.871	9.871	(1.137)	203	235213			0.00- 48.52	18.52
111 Pyrene						CAS #: 129-00-0		
10.094	10.094	(0.895)	202	1384839	45.0000	43.8	80.00- 120.00	100.00
10.094	10.094	(0.895)	200	300326			0.00- 51.69	21.69
10.094	10.094	(0.895)	203	256288			0.00- 48.51	18.51
$ 112 Terphenyl-d14 (SURR)						CAS #: 1718-51-0		
10.242	10.242	(0.908)	244	1319714	45.0000	43.9	80.00- 120.00	100.00
10.241	10.241	(0.908)	122	84367			0.00- 36.39	6.39

RT	EXP RT	REL RT	MASS	RESPONSE	AMOUNTS CAL-AMT (ug/ml)	AMOUNTS ON-COL (ug/ml)	TARGET RANGE	RATIO
$ 112 Terphenyl-d14 (SURR) (continued)								
10.242	10.242	(0.908)	212	103046			0.00- 37.81	7.81
118 Butylbenzylphthalate						CAS #: 85-68-7		
10.720	10.720	(0.951)	149	580087	45.0000	42.3	80.00- 120.00	100.00
10.719	10.719	(0.950)	91	481209			52.95- 112.95	82.95
10.720	10.720	(0.951)	206	146026			0.00- 55.17	25.17
120 Benzo[a]anthracene						CAS #: 56-55-3		
11.267	11.267	(0.999)	228	1736617	45.0000	43.4	80.00- 120.00	100.00
11.267	11.267	(0.999)	229	356636			0.00- 50.54	20.54
11.267	11.267	(0.999)	226	474534			0.00- 57.33	27.33
* 121 Chrysene-d12						CAS #: 1719-03-5		
11.277	11.274	(1.000)	240	1592107	40.0000		80.00- 120.00	100.00
11.276	11.273	(1.000)	120	90193			0.00- 34.90	5.67
11.277	11.274	(1.000)	236	420445			0.00- 56.16	26.41
123 Chrysene						CAS #: 218-01-9		
11.303	11.303	(1.002)	228	1520778	45.0000	43.4	80.00- 120.00	100.00
11.303	11.303	(1.002)	226	466834			0.70- 60.70	30.70
11.303	11.303	(1.002)	229	313187			0.00- 50.59	20.59
124 Bis-2-Ethylhexylphthalate						CAS #: 117-81-7		
11.274	11.274	(1.000)	149	1117507	45.0000	47.2	80.00- 120.00	100.00
11.275	11.275	(1.000)	167	342497			0.65- 60.65	30.65
11.276	11.276	(1.000)	279	102381			0.00- 39.16	9.16
125 Di-n-octylphthalate						CAS #: 117-84-0		
11.875	11.875	(0.942)	149	1393436	45.0000	48.1	80.00- 120.00	100.00
11.876	11.876	(0.942)	167	21823			0.00- 31.57	1.57
11.875	11.875	(0.942)	43	115898			0.00- 38.32	8.32
127 Benzo[b]fluoranthene						CAS #: 205-99-2		
12.260	12.260	(0.973)	252	1699915	45.0000	47.6	80.00- 120.00	100.00
12.260	12.260	(0.973)	253	390686			0.00- 52.98	22.98
12.260	12.260	(0.973)	125	75275			0.00- 34.43	4.43
128 Benzo[k]fluoranthene						CAS #: 207-08-9		
12.286	12.286	(0.975)	252	1711070	45.0000	47.7	80.00- 120.00	100.00
12.285	12.285	(0.975)	253	388632			0.00- 52.71	22.71
12.285	12.285	(0.975)	125	72561			0.00- 34.24	4.24
129 Benzo[a]pyrene						CAS #: 50-32-8		
12.550	12.550	(0.996)	252	1624170	45.0000	46.6	80.00- 120.00	100.00
12.550	12.550	(0.996)	253	368297			0.00- 52.68	22.68
12.549	12.549	(0.996)	125	72519			0.00- 34.46	4.47
* 130 Perylene-d12						CAS #: 1520-96-3		
12.602	12.596	(1.000)	264	1343519	40.0000		80.00- 120.00	100.00
12.602	12.596	(1.000)	260	324058			0.00- 54.14	24.12
12.602	12.596	(1.000)	265	308869			0.00- 52.90	22.99

RT	EXP RT	REL RT	MASS	RESPONSE	AMOUNTS CAL-AMT (ug/ml)	AMOUNTS ON-COL (ug/ml)	TARGET RANGE	RATIO
133 Indeno[1,2,3-cd]pyrene						CAS #: 193-39-5		
13.646	13.646	(1.083)	276	2050140	45.0000	47.2	80.00- 120.00	100.00
13.645	13.645	(1.083)	138	219286			0.00- 40.70	10.70
13.646	13.646	(1.083)	277	549227			0.00- 56.79	26.79
134 Dibenz[a,h]anthracene						CAS #: 53-70-3		
13.651	13.651	(1.083)	278	1816795	45.0000	47.8	80.00- 120.00	100.00
13.649	13.649	(1.083)	139	128191			0.00- 37.06	7.06
13.651	13.651	(1.083)	279	432807			0.00- 53.82	23.82
135 Benzo[g,h,i]perylene						CAS #: 191-24-2		
13.942	13.942	(1.106)	276	1512912	45.0000	45.6	80.00- 120.00	100.00
13.941	13.941	(1.106)	138	128393			0.00- 38.49	8.49
13.941	13.941	(1.106)	277	370671			0.00- 54.50	24.50

Data File: \\Svecd04\DD\chem\smsd03.i\S305031P.b\8270CCV3.D
Date : 03-MAY-2012 15:10
Client ID: 8270CCV3
Sample Info: 45924
Purge Volume: 1000.0
Column phase: HPMS-5

Instrument: smsd03.i
Operator: PEL
Column diameter: 0.25

2046

3505892

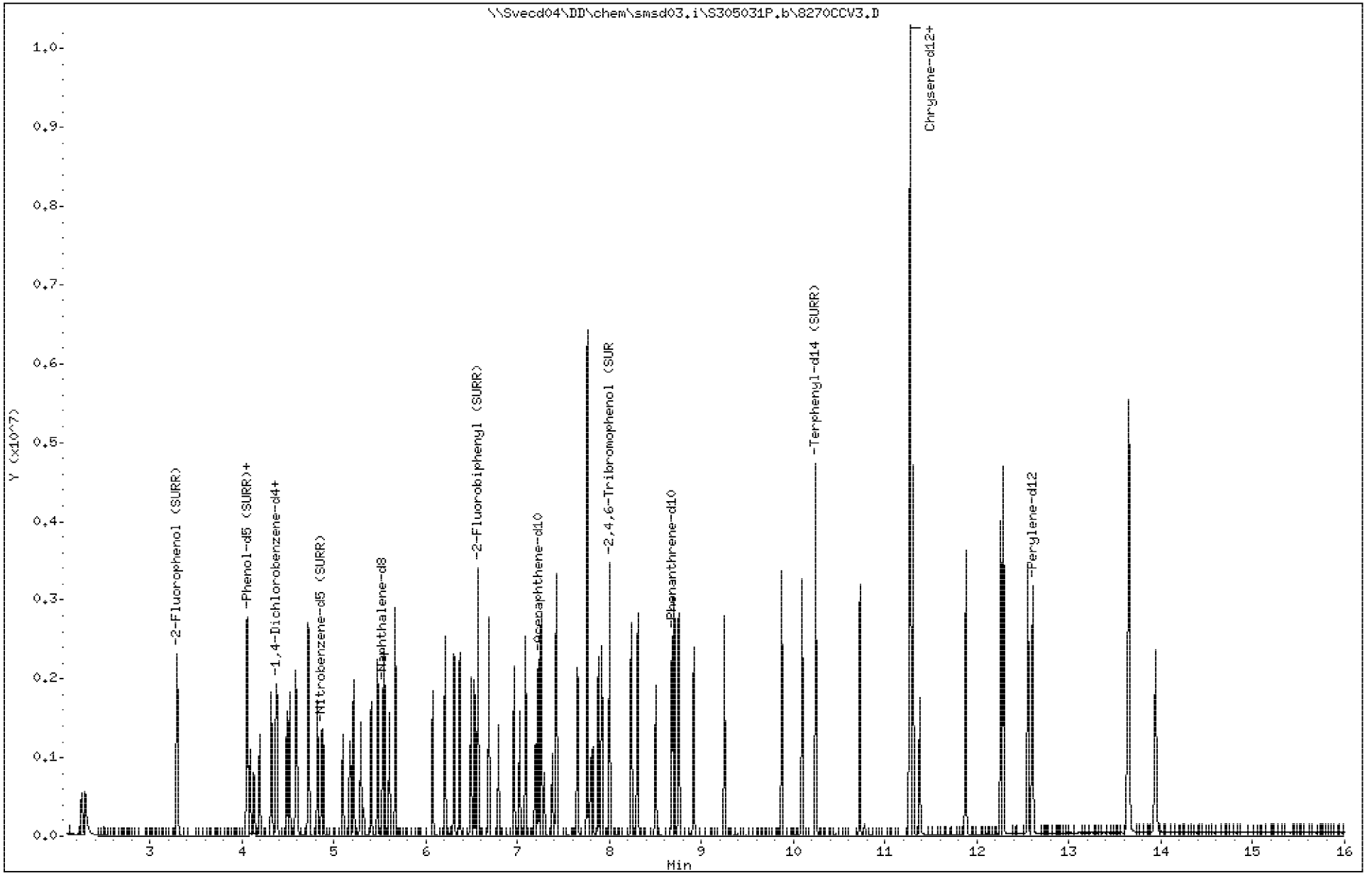

Data File: \\Svecd04\DD\chem\smsd03.i\S305031P.b\8270CCV3.D

Date : 03-MAY-2012 15:10

Client ID: 8270CCV3 | Instrument: smsd03.i

Sample Info: 45924

Purge Volume: 1000.0 | Operator: PEL

Column phase: HPMS-5 | Column diameter: 0.25

2 Pyridine | Concentration: 44.7 ug/l

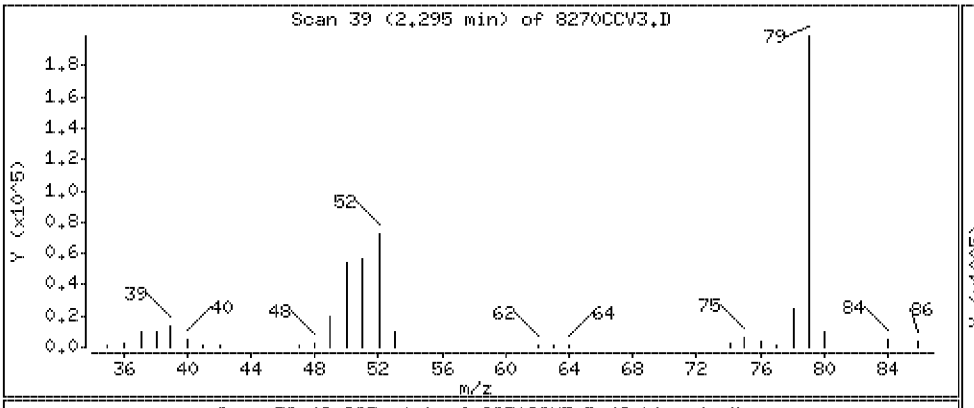

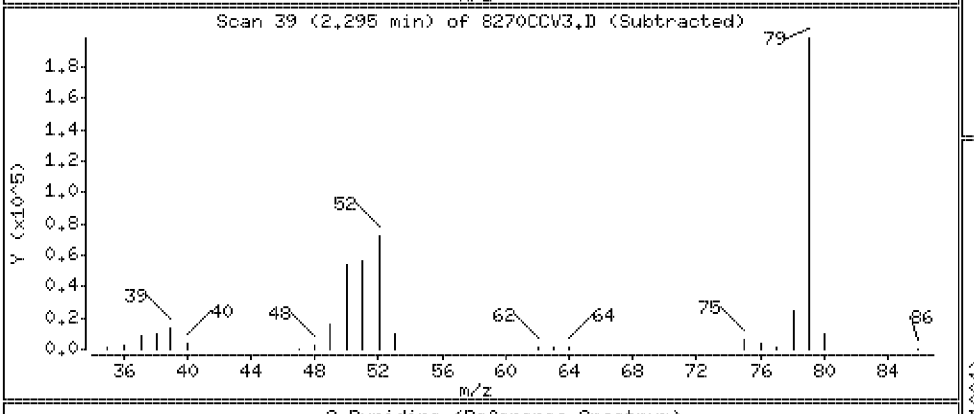

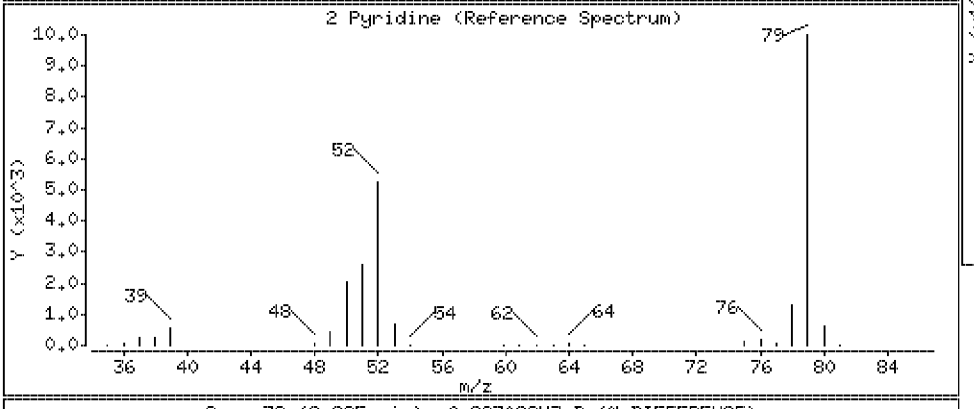

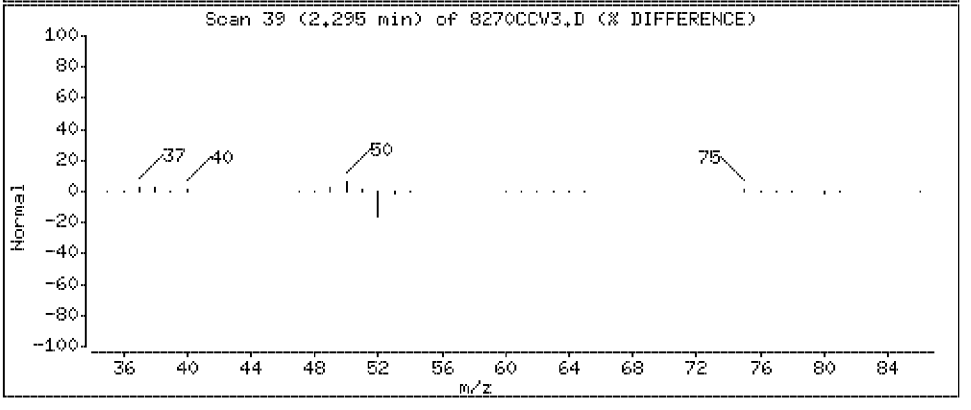

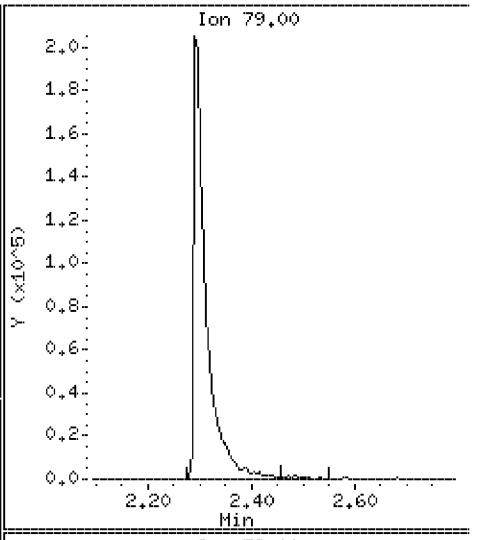

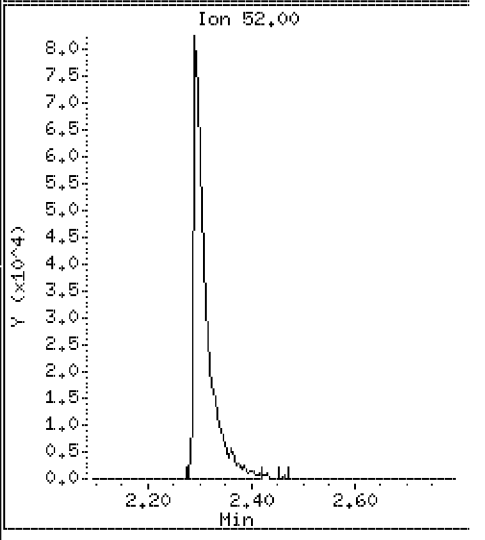

Data File: \\Svecd04\DD\chem\smsd03.i\S305031P.b\8270CCV3.D

Date : 03-MAY-2012 15:10

Client ID: 8270CCV3 Instrument: smsd03.i

Sample Info: 45924

Purge Volume: 1000.0 Operator: PEL

Column phase: HPMS-5 Column diameter: 0.25

1 N-Nitrosodimethylamine Concentration: 52.1 ug/l

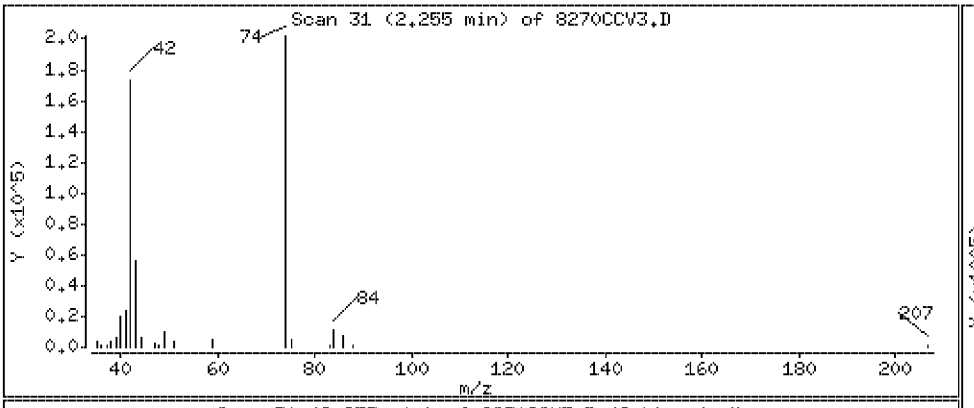

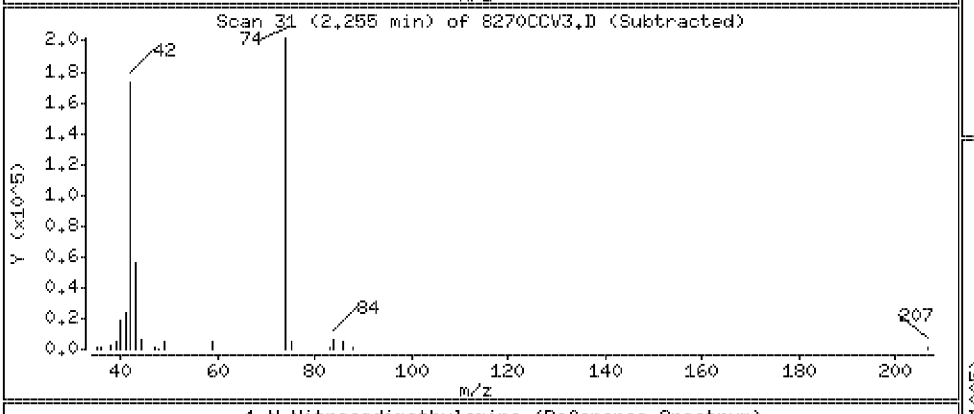

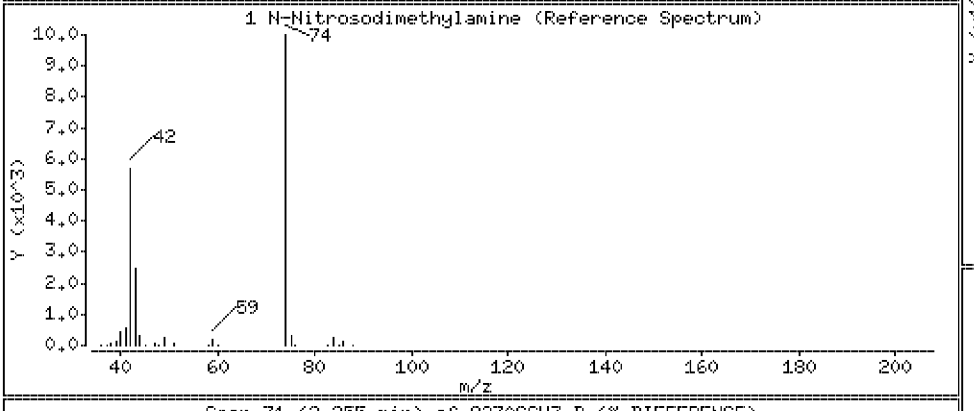

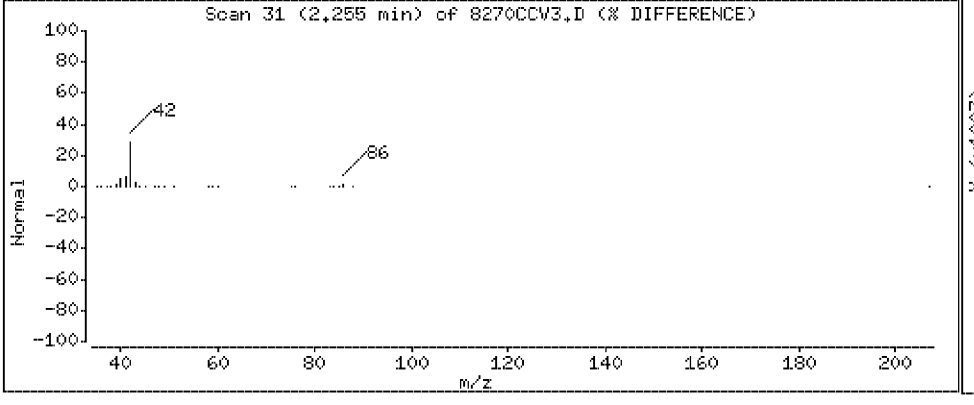

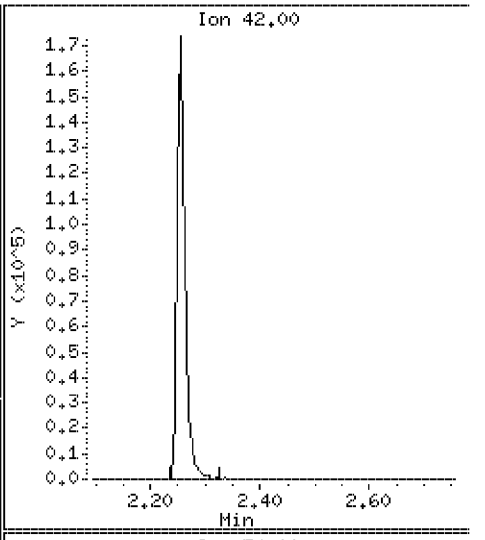

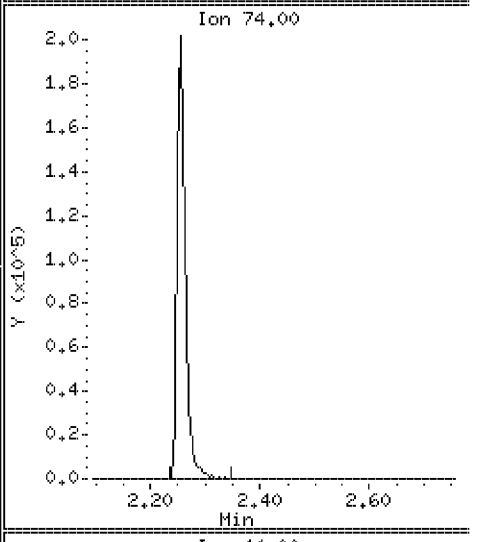

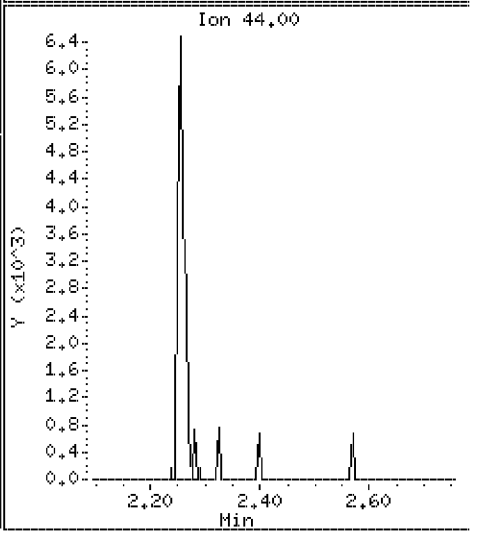

Data File: \\Svecd04\DD\chem\smsd03.i\S305031P.b\8270CCV3.D

Date : 03-MAY-2012 15:10

Client ID: 8270CCV3

Instrument: smsd03.i

Sample Info: 45924

Purge Volume: 1000.0

Operator: PEL

Column phase: HPMS-5

Column diameter: 0.25

13 Phenol

Concentration: 44.9 ug/l

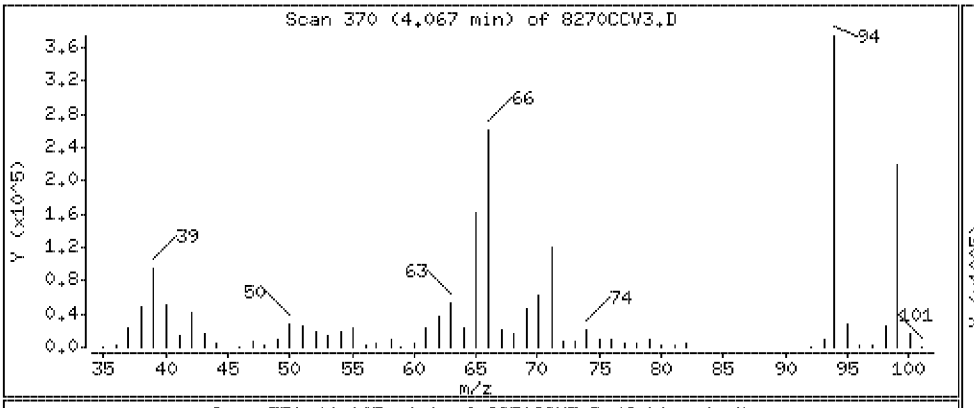

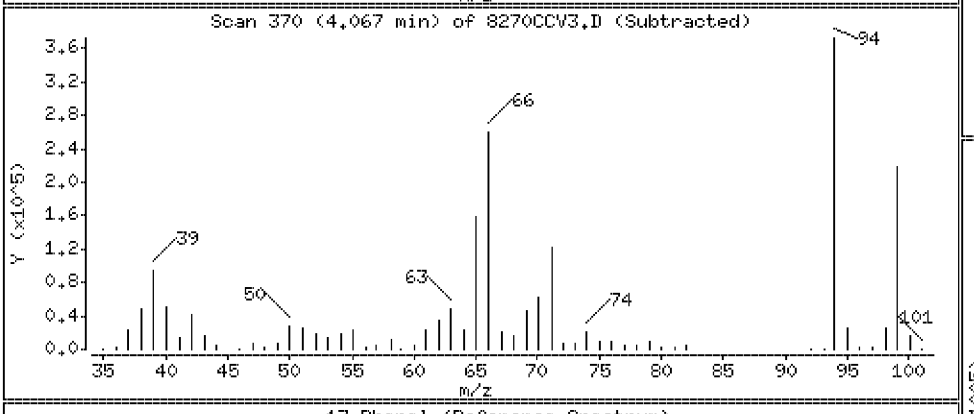

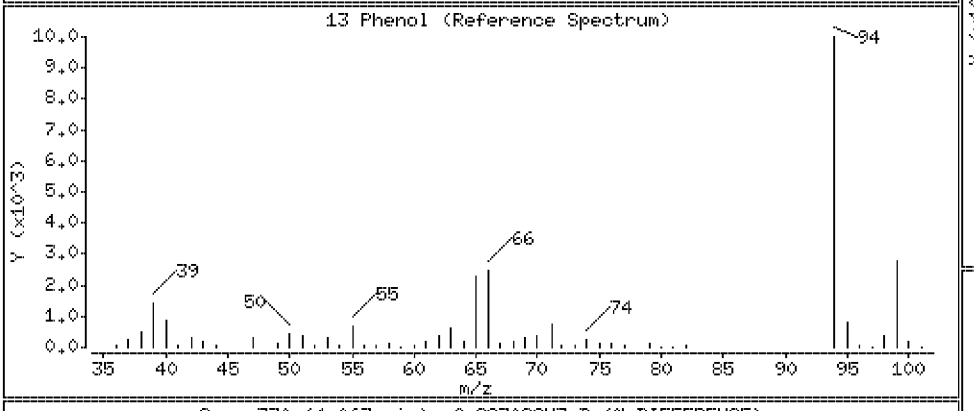

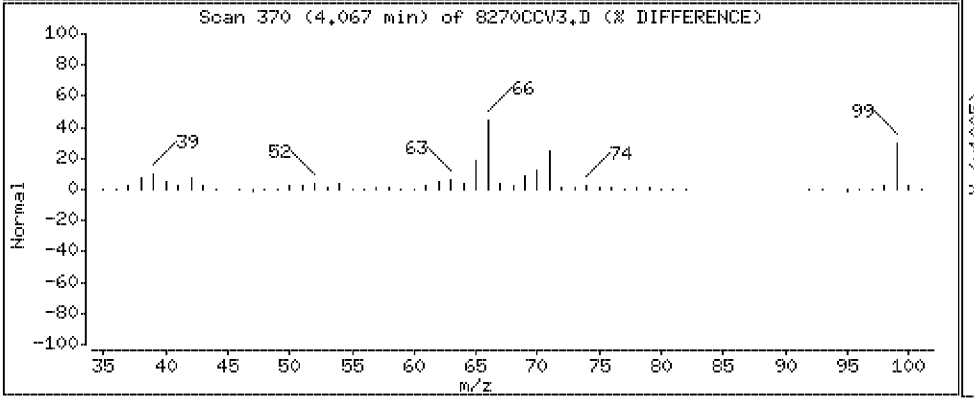

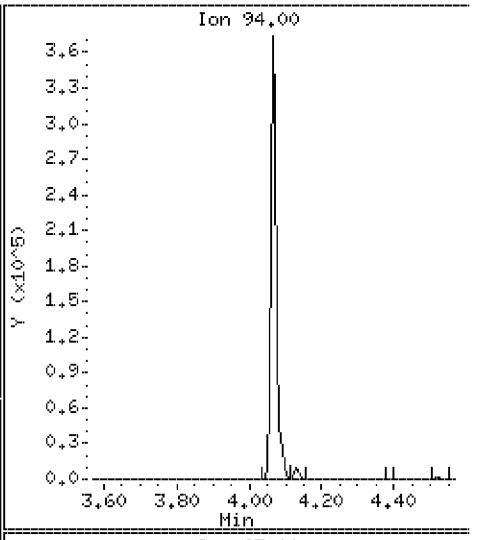

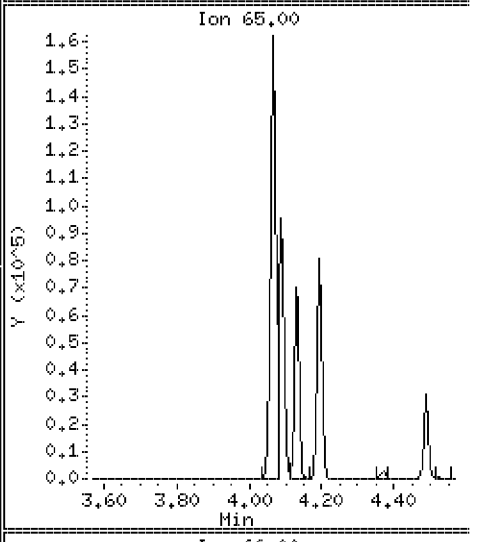

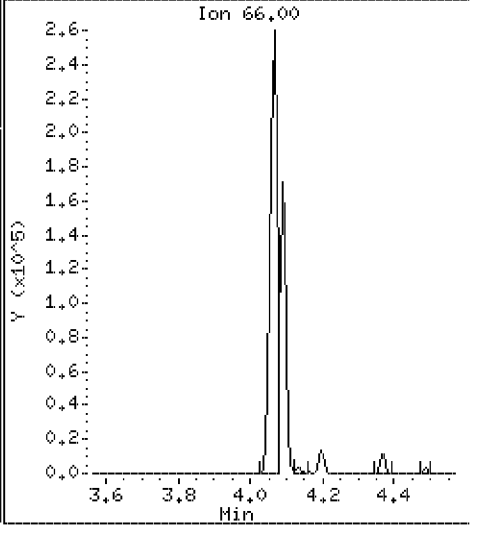

Data File: \\Svecd04\DD\chem\smsd03.i\S305031P.b\8270CCV3.D

Date : 03-MAY-2012 15:10

Client ID: 8270CCV3

Instrument: smsd03.i

Sample Info: 45924

Purge Volume: 1000.0

Operator: PEL

Column phase: HPMS-5

Column diameter: 0.25

10 Aniline

Concentration: 42.5 ug/l

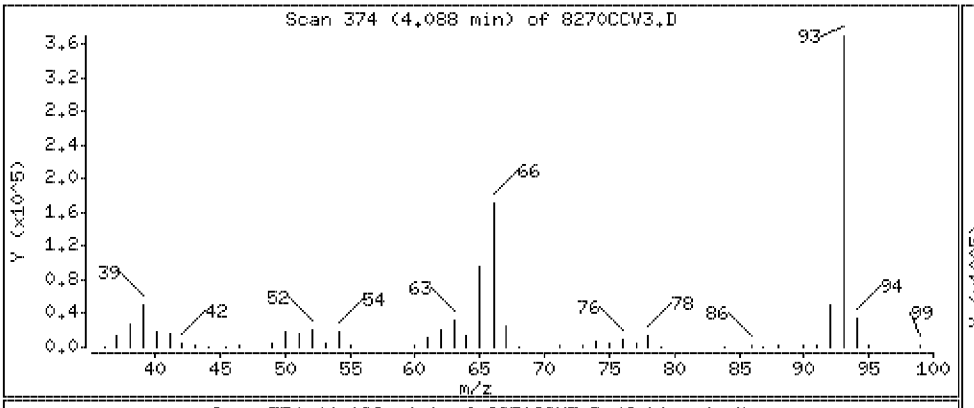

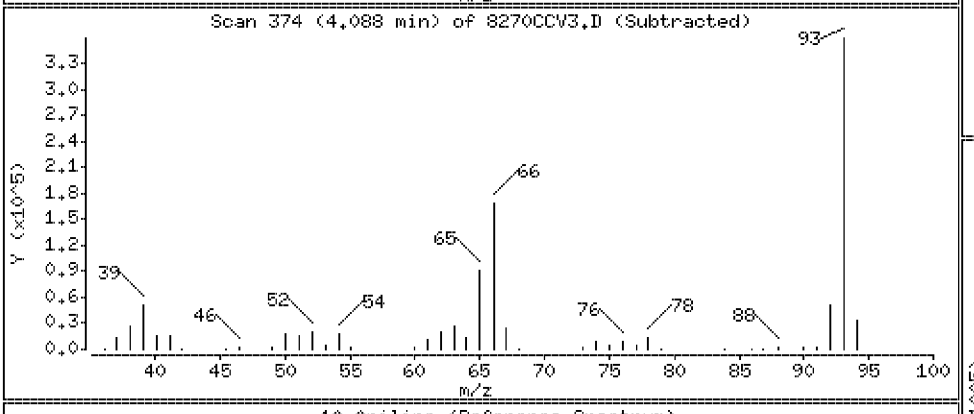

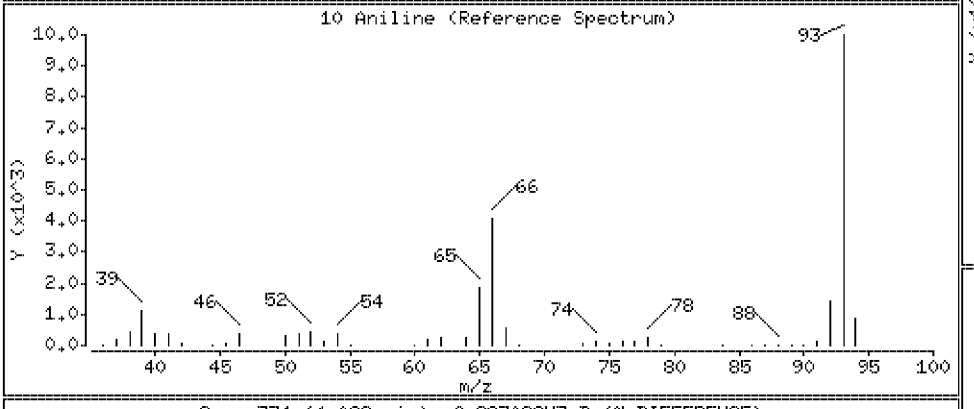

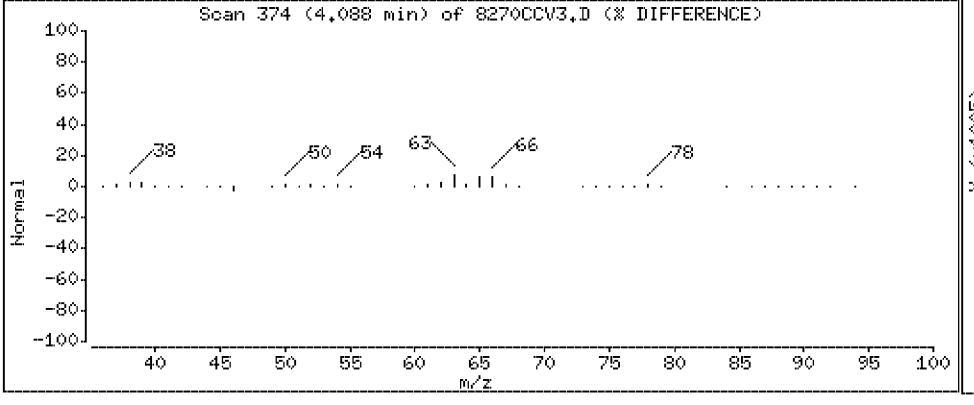

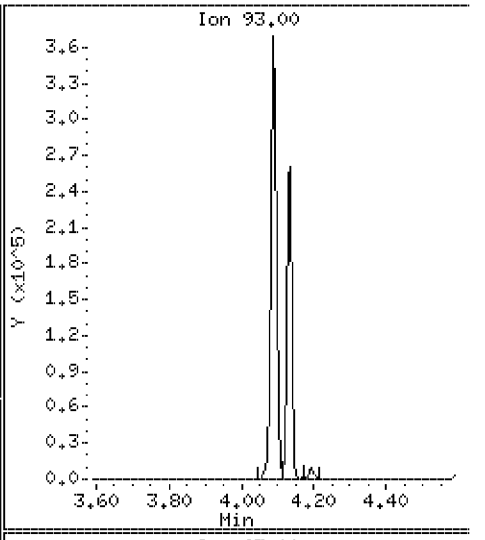

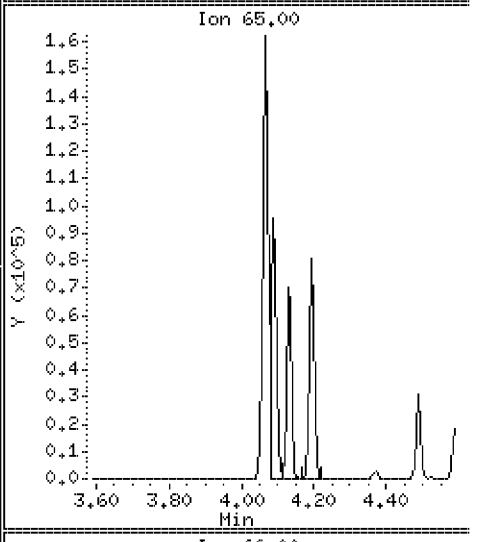

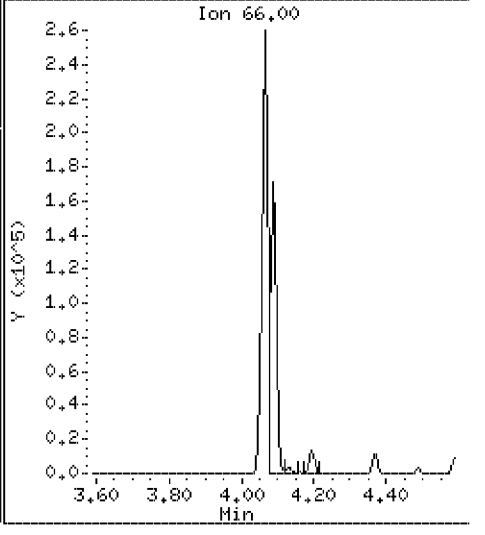

Data File: \\Svecd04\DD\chem\smsd03.i\S305031P.b\8270CCV3.D

Date : 03-MAY-2012 15:10

Client ID: 8270CCV3 Instrument: smsd03.i

Sample Info: 45924

Purge Volume: 1000.0 Operator: PEL

Column phase: HPMS-5 Column diameter: 0.25

14 Bis(2-Chloroethyl)ether Concentration: 44.3 ug/l

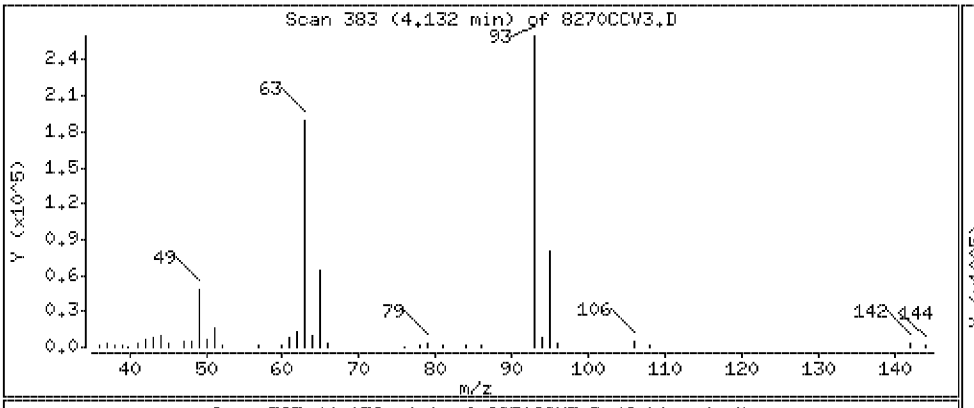

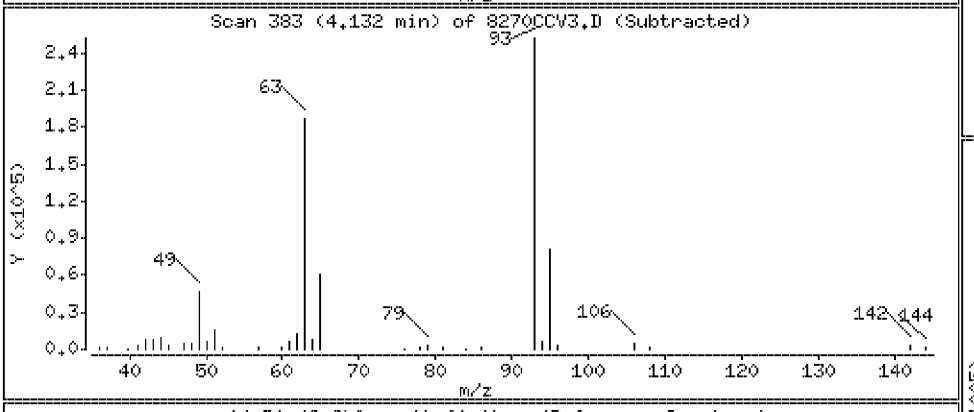

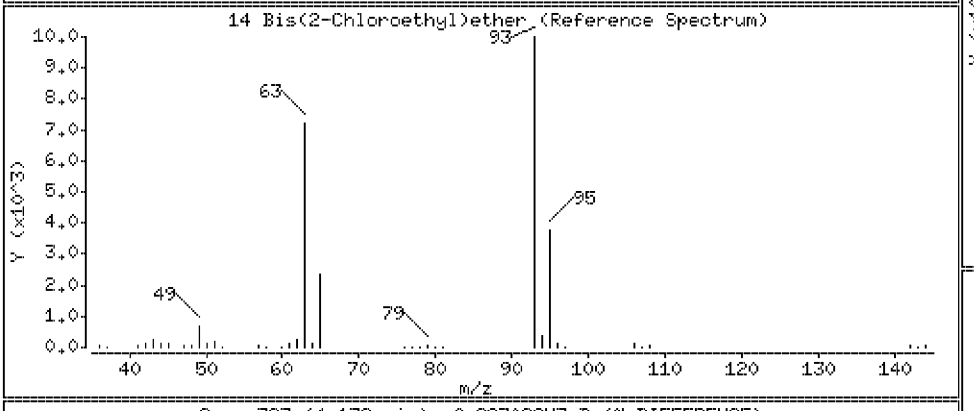

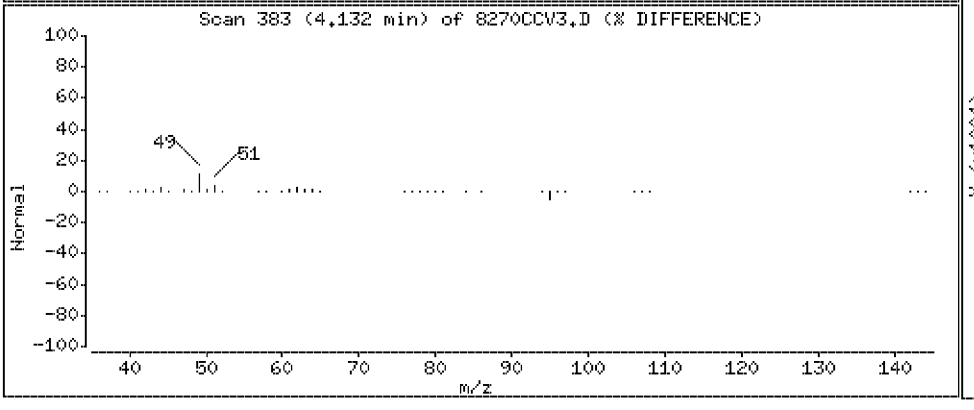

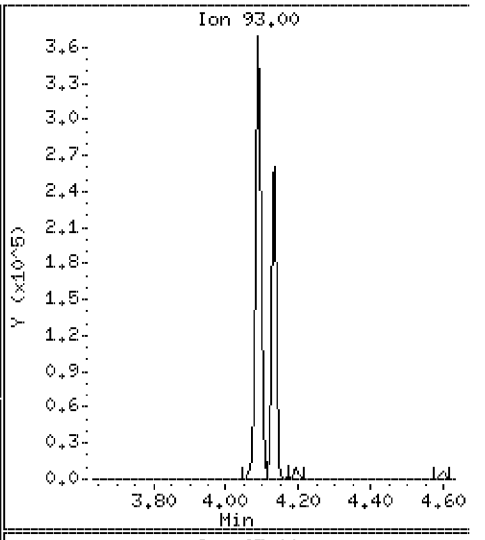

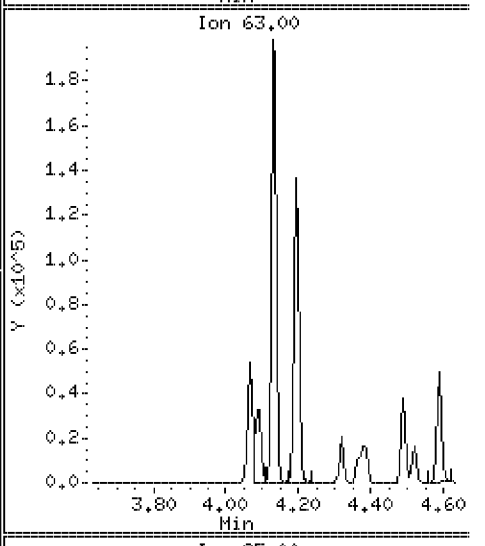

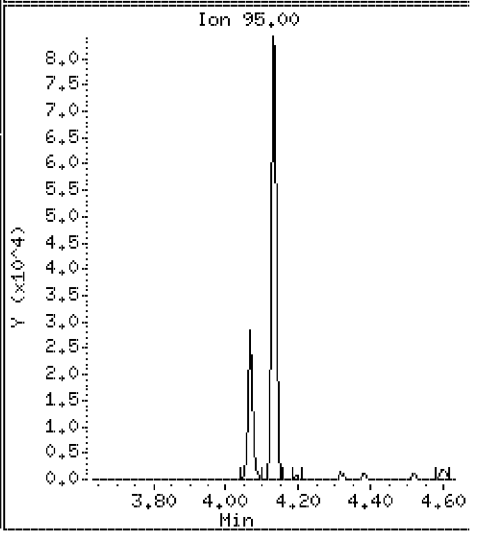

Data File: \\Svecd04\DD\chem\smsd03.i\S305031P.b\8270CCV3.D

Date : 03-MAY-2012 15:10

Client ID: 8270CCV3

Instrument: smsd03.i

Sample Info: 45924

Purge Volume: 1000.0

Operator: PEL

Column phase: HPMS-5

Column diameter: 0.25

15 2-Chlorophenol

Concentration: 45.7 ug/l

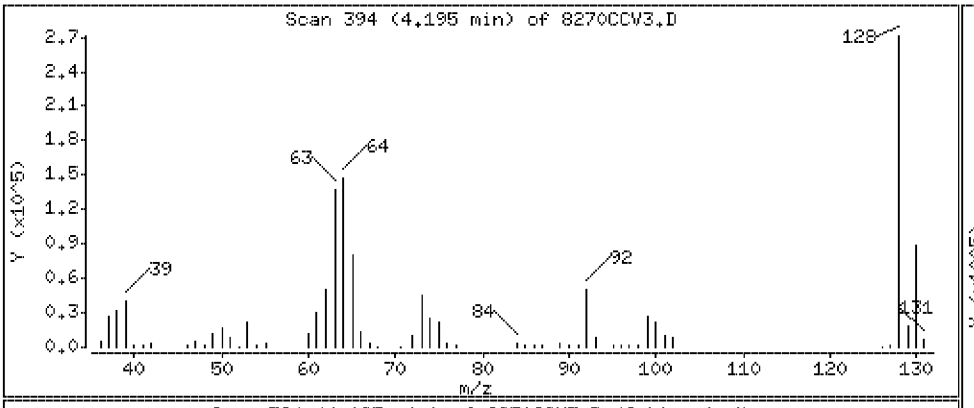

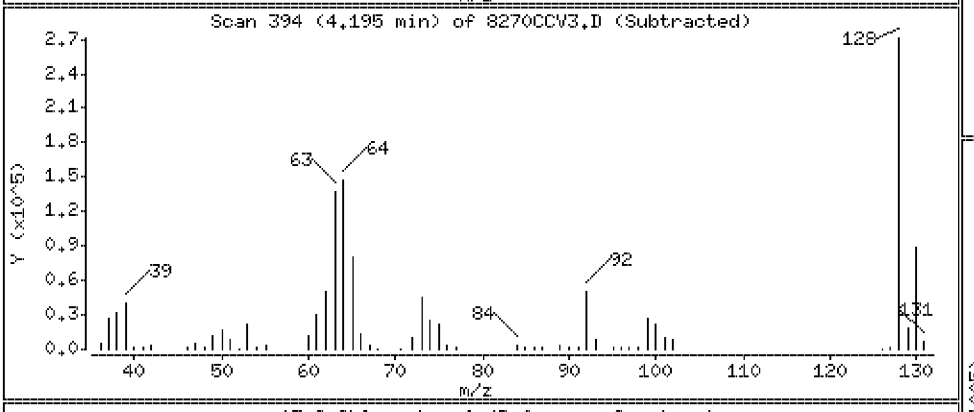

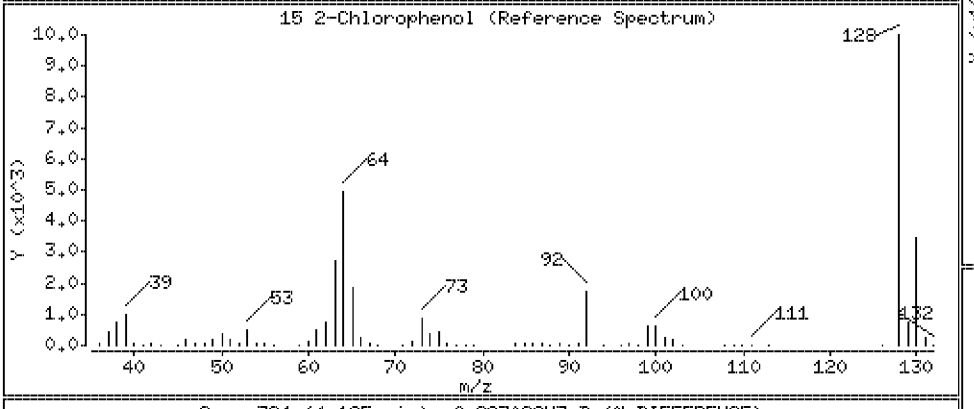

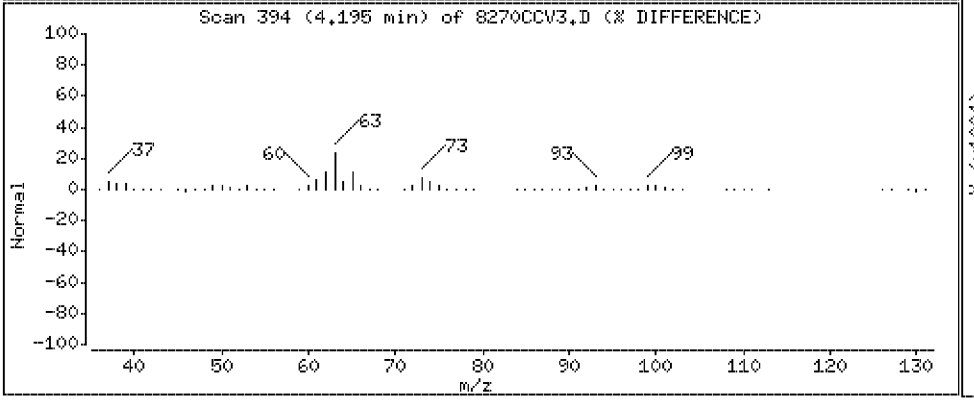

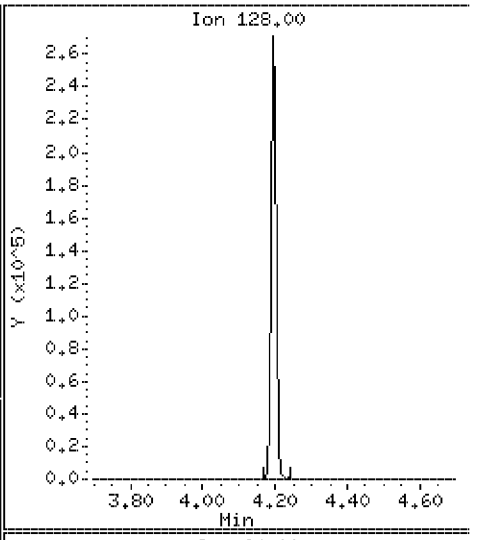

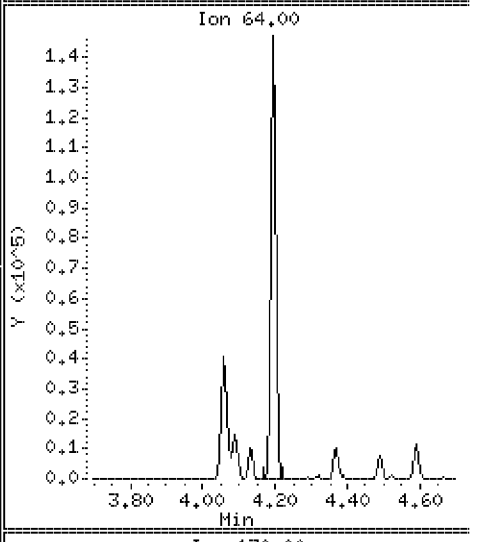

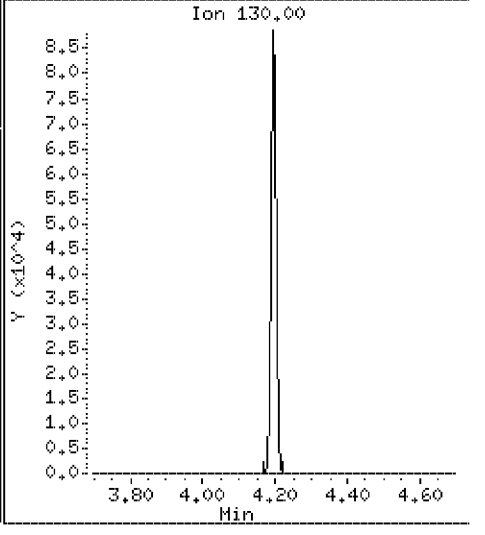

Data File: \\Svecd04\DD\chem\smsd03.i\S305031P.b\8270CCV3.D

Date : 03-MAY-2012 15:10

Client ID: 8270CCV3 Instrument: smsd03.i

Sample Info: 45924

Purge Volume: 1000.0 Operator: PEL

Column phase: HPMS-5 Column diameter: 0.25

17 1,3-Dichlorobenzene Concentration: 46.2 ug/l

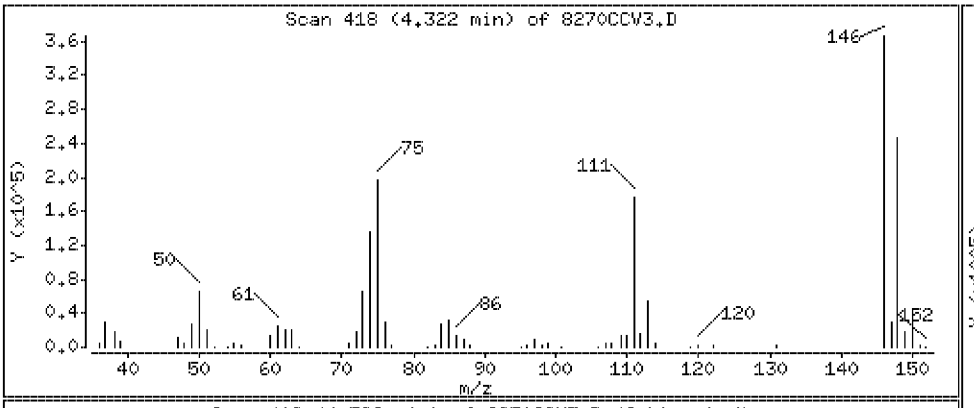

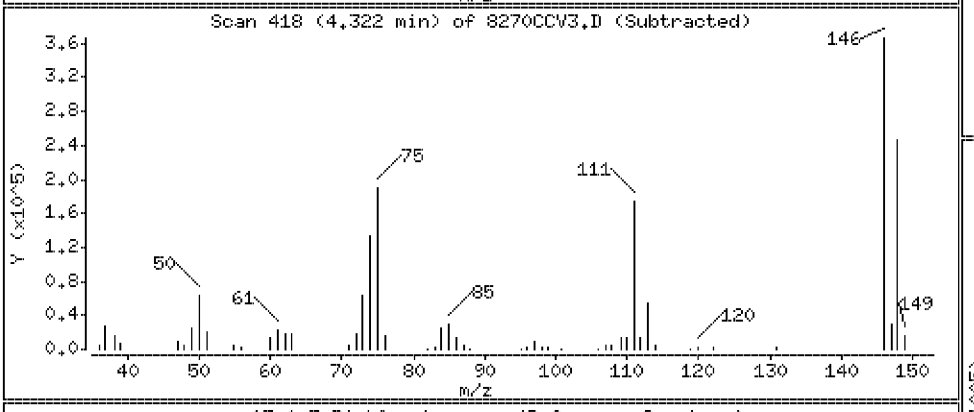

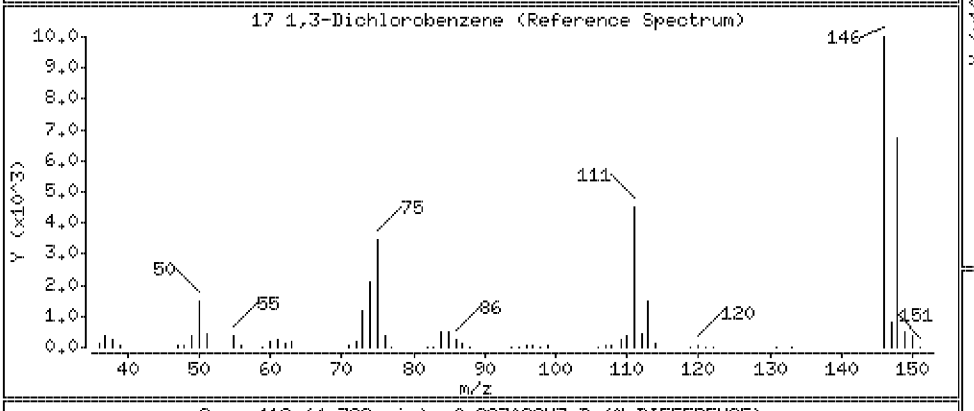

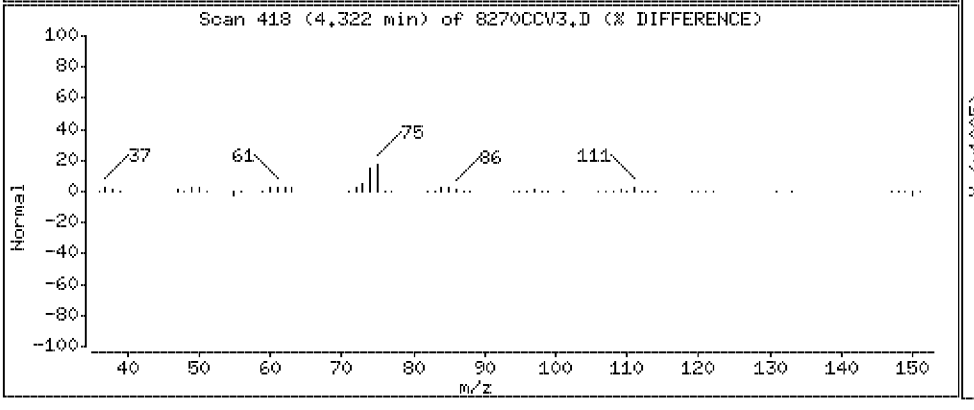

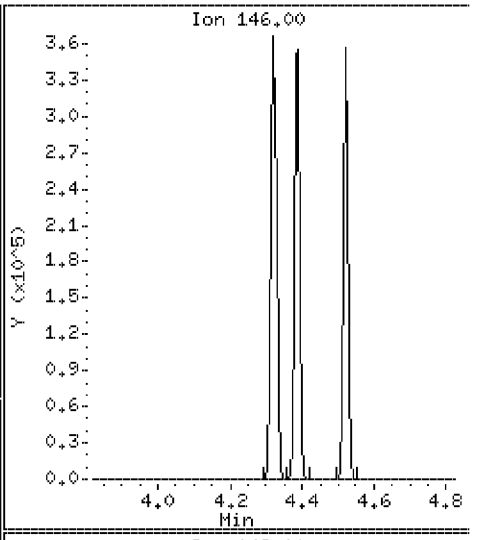

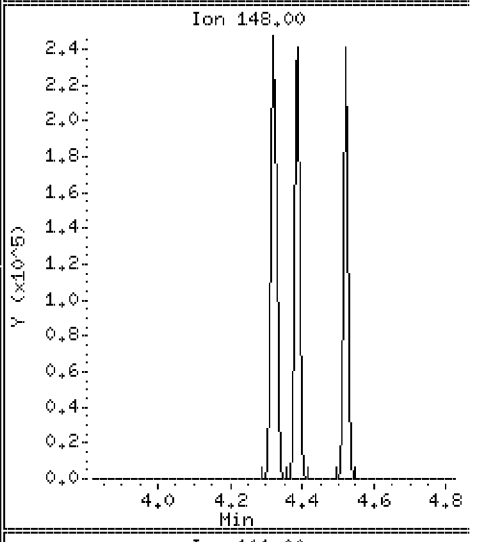

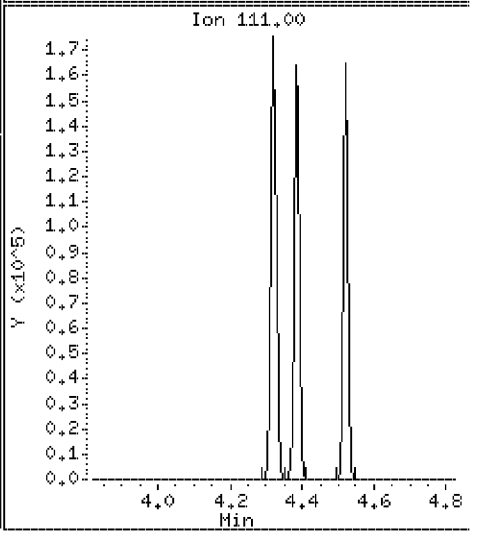

Data File: \\Svecd04\DD\chem\smsd03.i\S305031P.b\8270CCV3.D

Date : 03-MAY-2012 15:10

Client ID: 8270CCV3 Instrument: smsd03.i

Sample Info: 45924

Purge Volume: 1000.0 Operator: PEL

Column phase: HPMS-5 Column diameter: 0.25

19 1,4-Dichlorobenzene Concentration: 46.8 ug/l

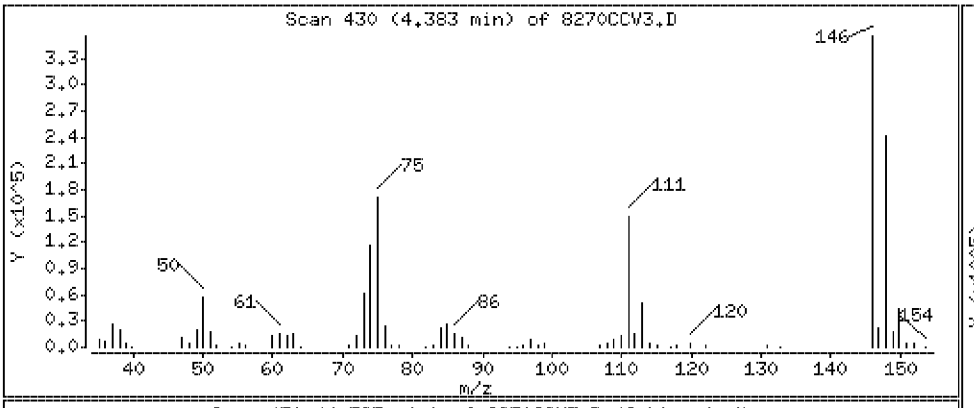

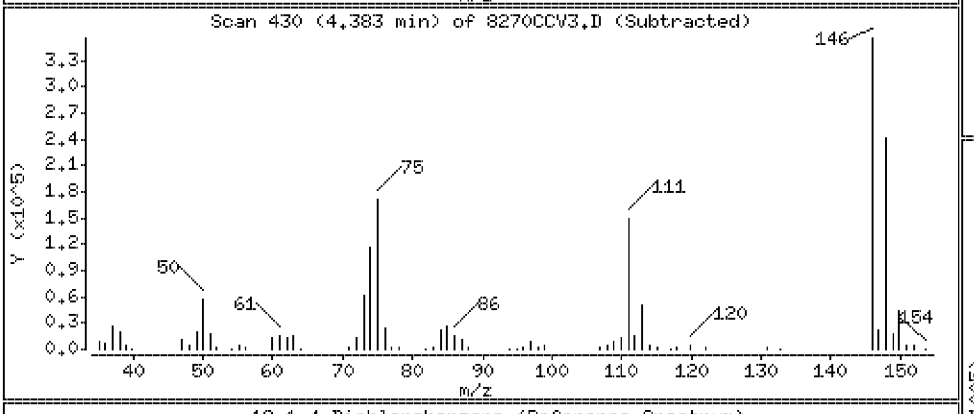

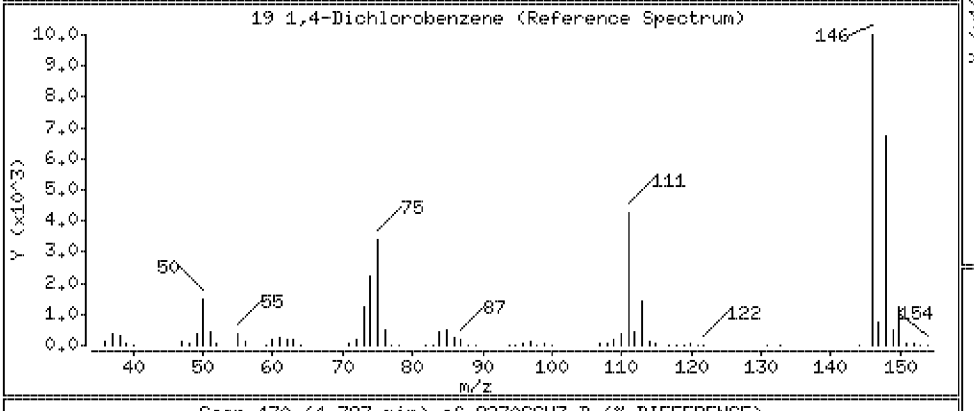

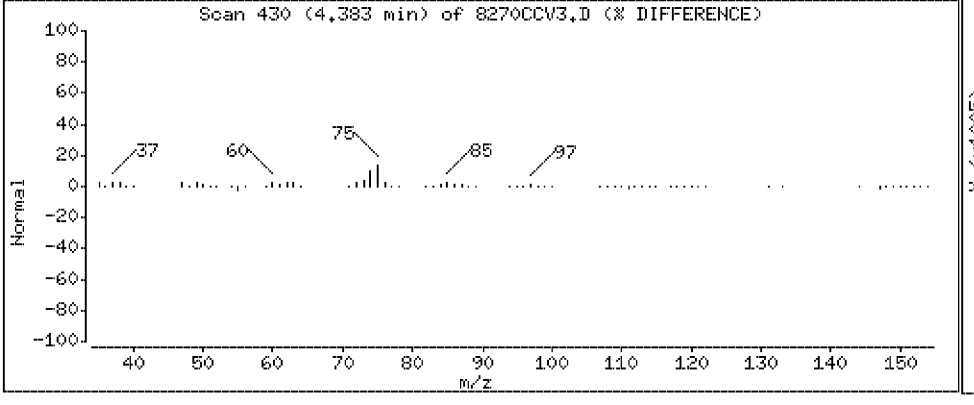

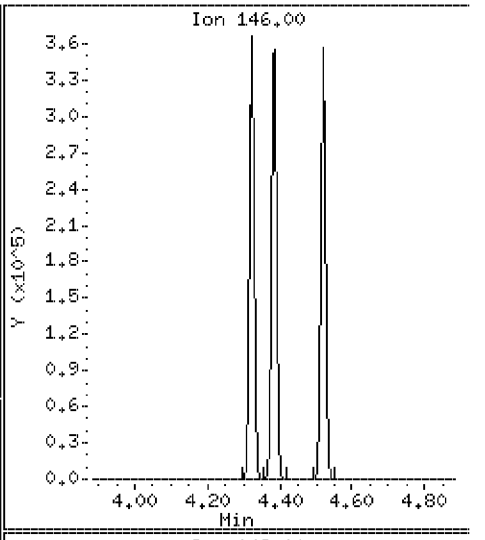

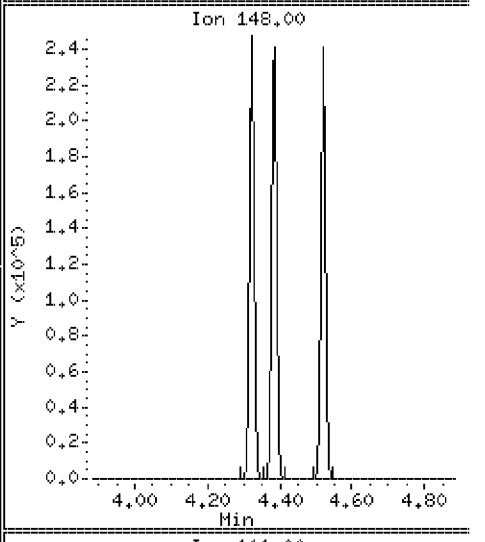

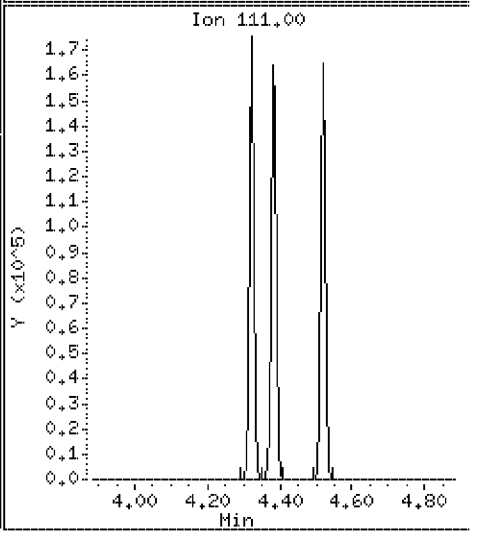

Data File: \\Svecd04\DD\chem\smsd03.i\S305031P.b\8270CCV3.D

Date : 03-MAY-2012 15:10

Client ID: 8270CCV3 Instrument: smsd03.i

Sample Info: 45924

Purge Volume: 1000.0 Operator: PEL

Column phase: HPMS-5 Column diameter: 0.25

21 Benzyl alcohol Concentration: 46.4 ug/l

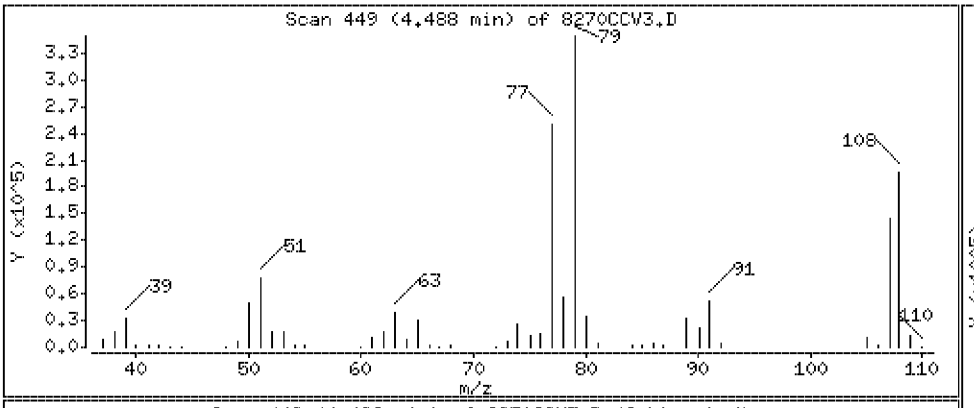

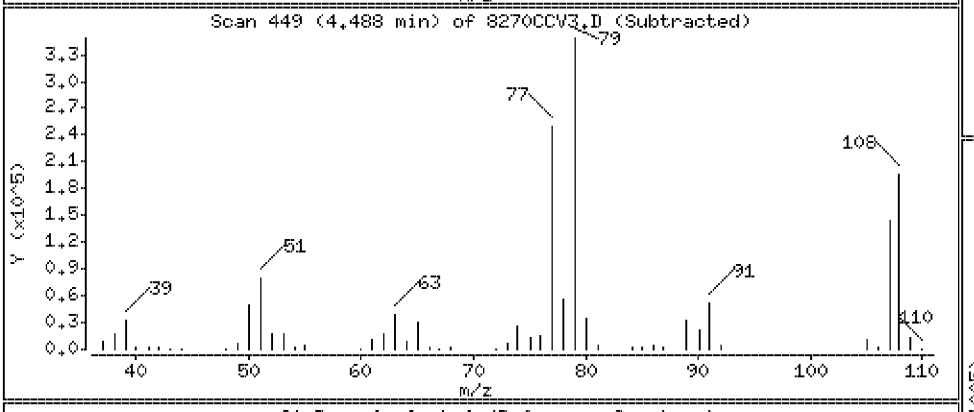

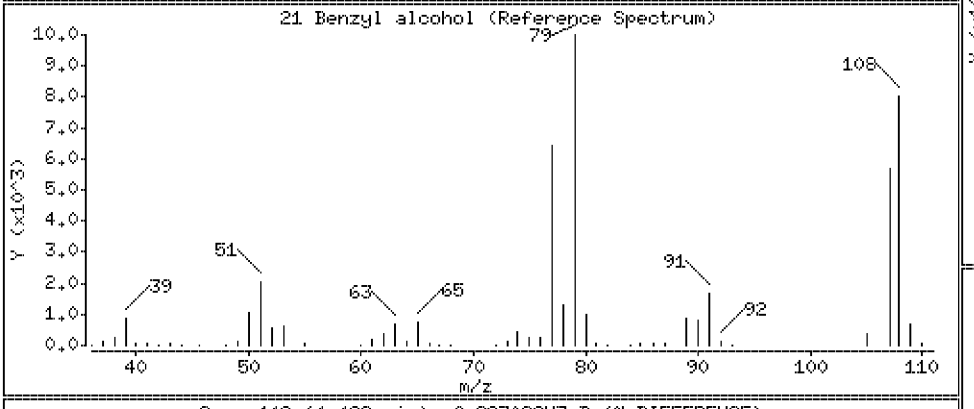

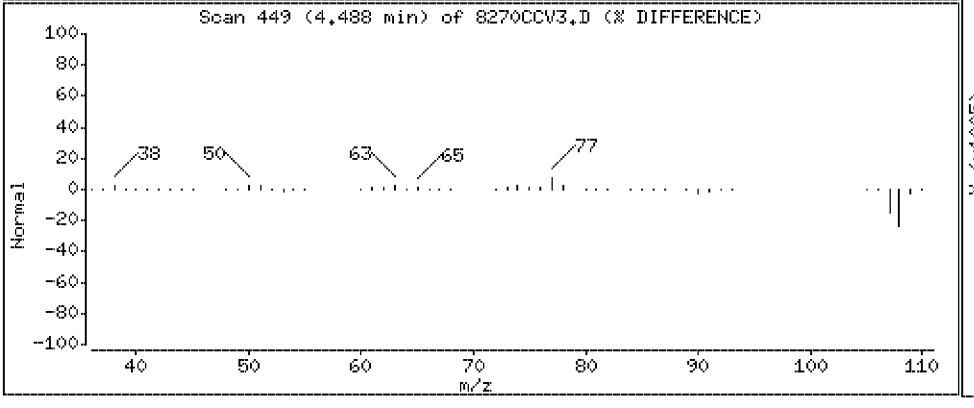

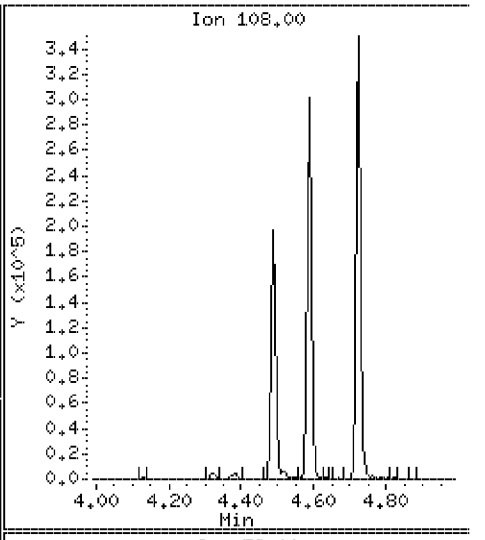

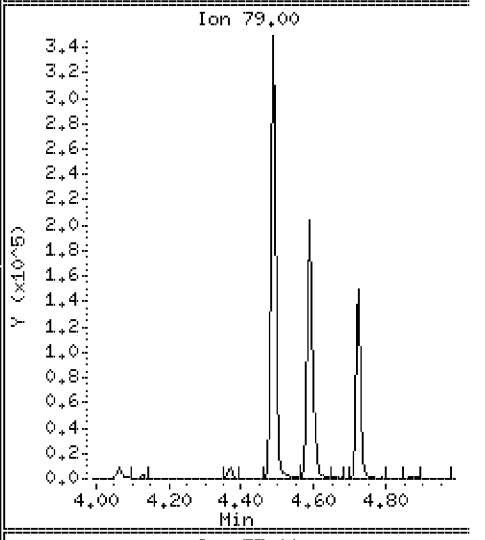

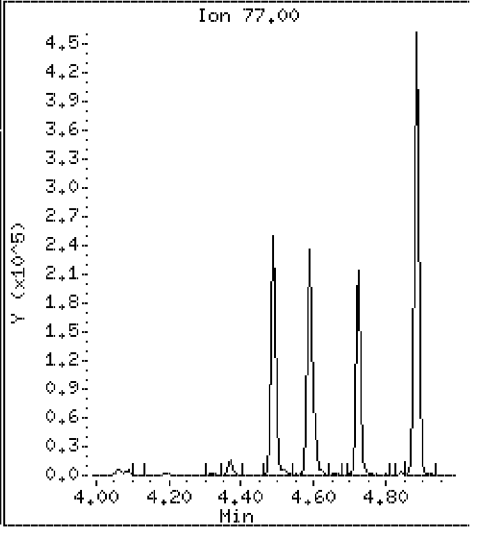

Data File: \\Svecd04\DD\chem\smsd03.i\S305031P.b\8270CCV3.D

Date : 03-MAY-2012 15:10

Client ID: 8270CCV3 Instrument: smsd03.i

Sample Info: 45924

Purge Volume: 1000.0 Operator: PEL

Column phase: HPMS-5 Column diameter: 0.25

20 1,2-Dichlorobenzene Concentration: 46.8 ug/l

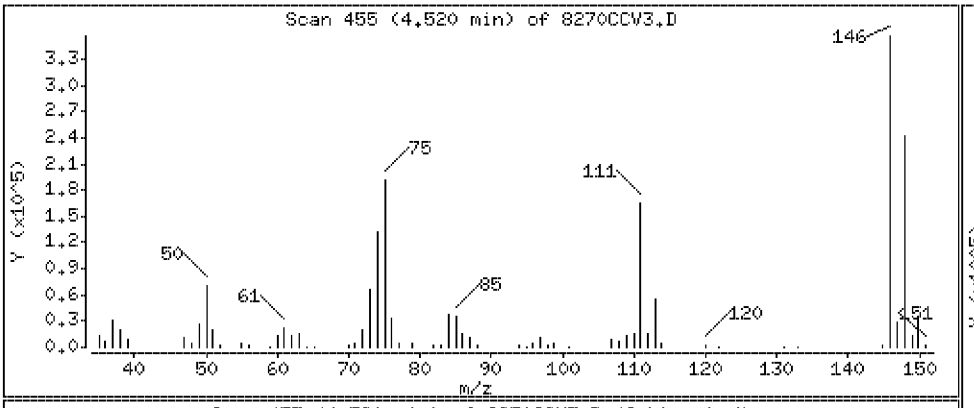

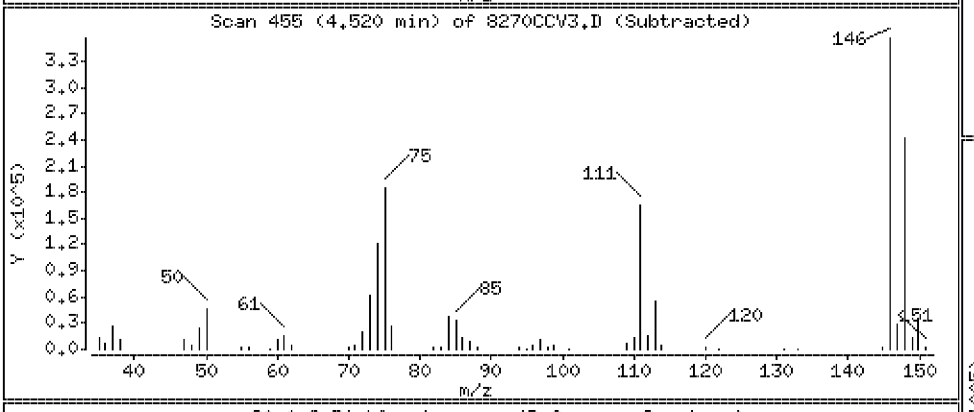

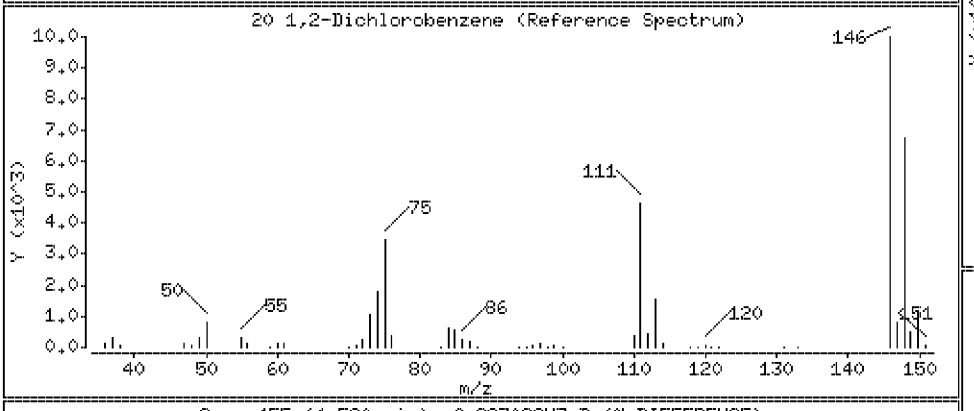

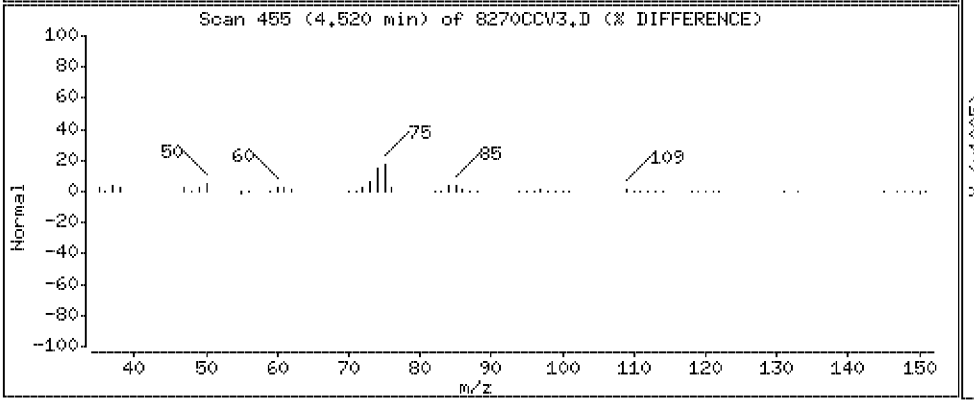

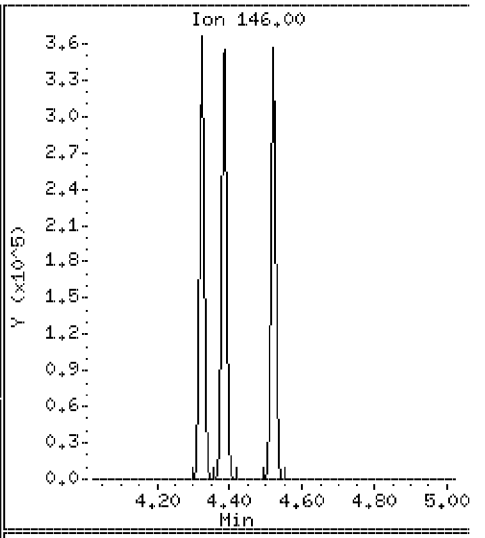

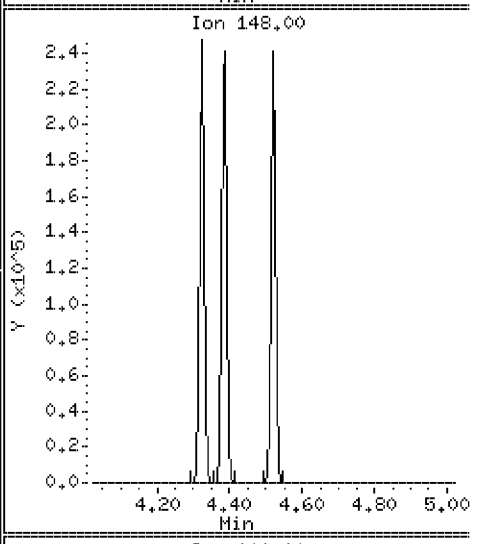

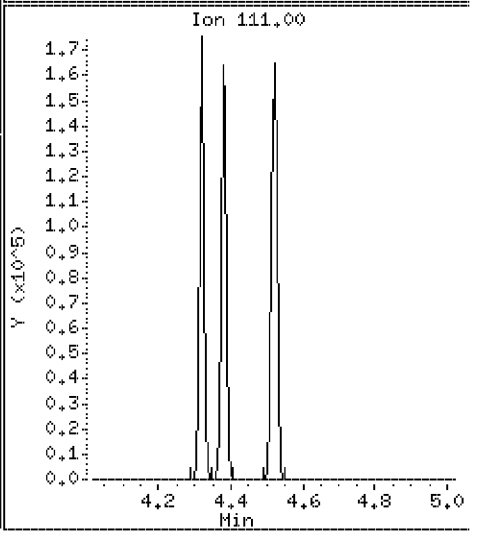

Data File: \\Svecd04\DD\chem\smsd03.i\S305031P.b\8270CCV3.D

Date : 03-MAY-2012 15:10

Client ID: 8270CCV3

Instrument: smsd03.i

Sample Info: 45924

Purge Volume: 1000.0

Operator: PEL

Column phase: HPMS-5

Column diameter: 0.25

22 2-Methylphenol

Concentration: 44.7 ug/l

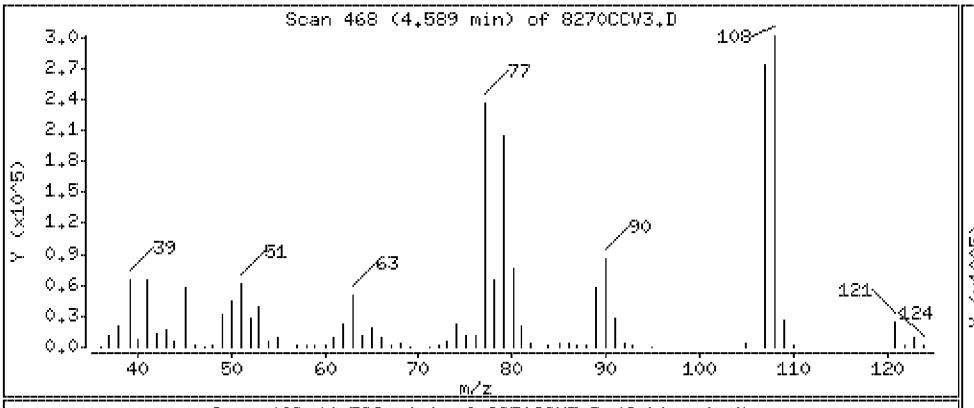

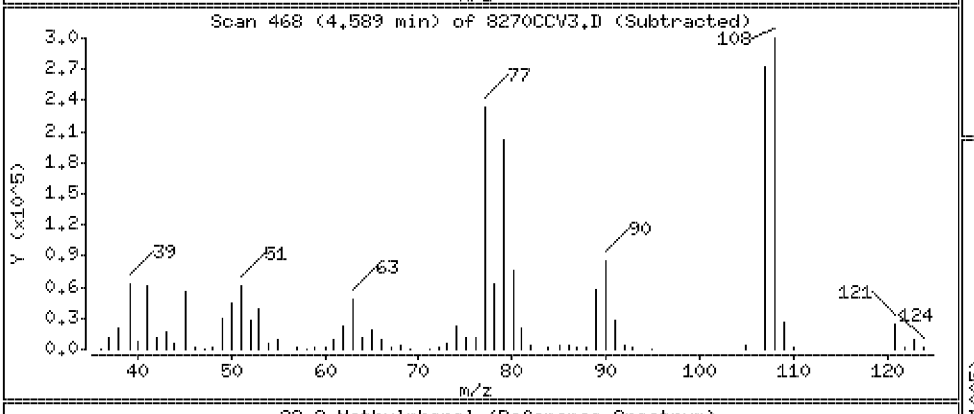

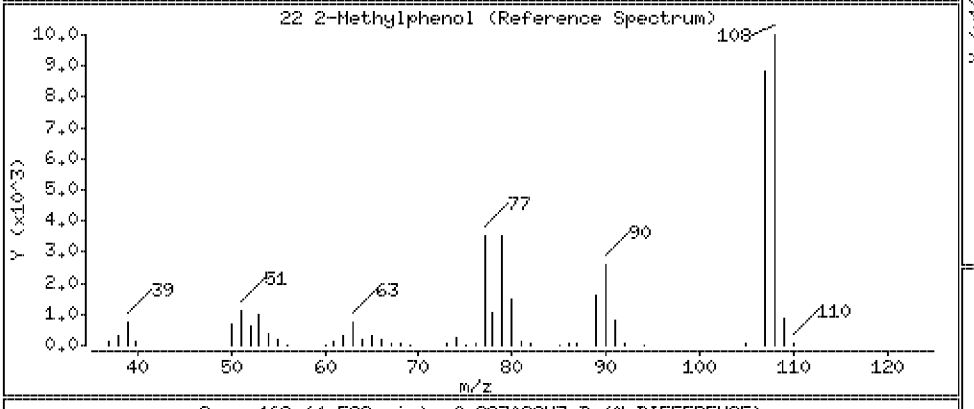

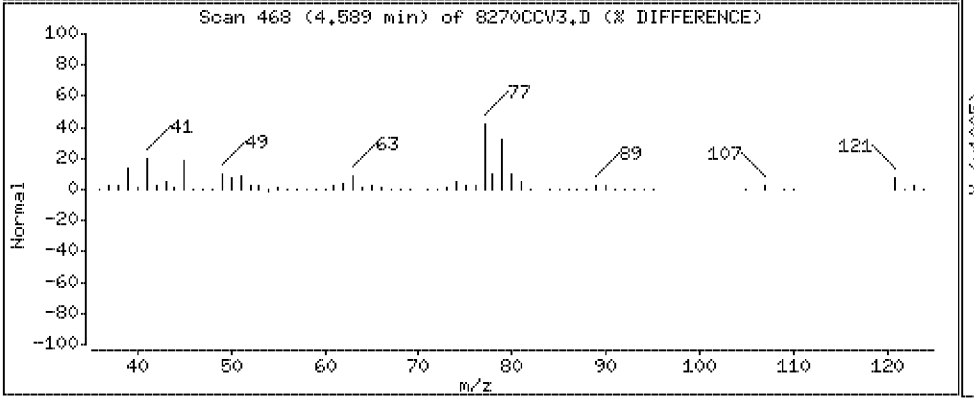

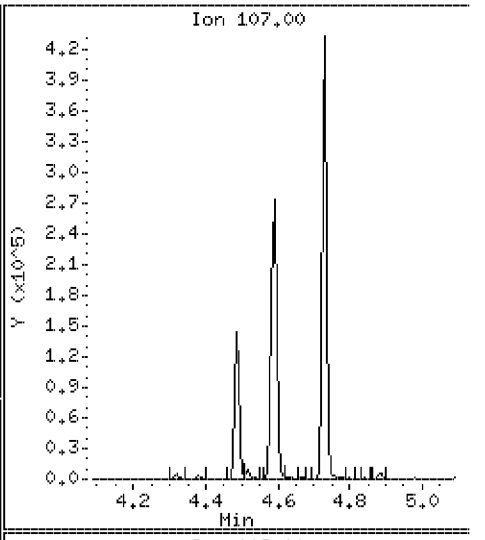

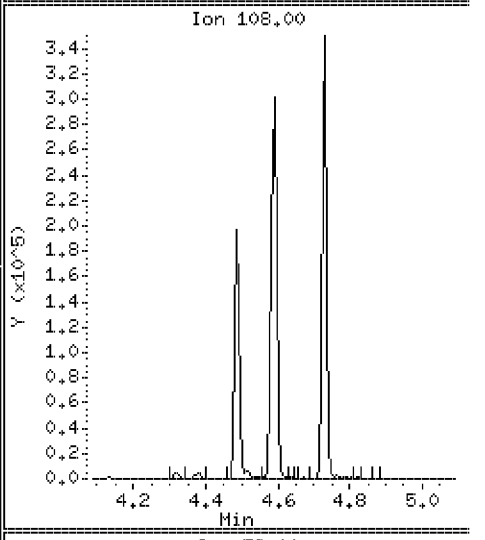

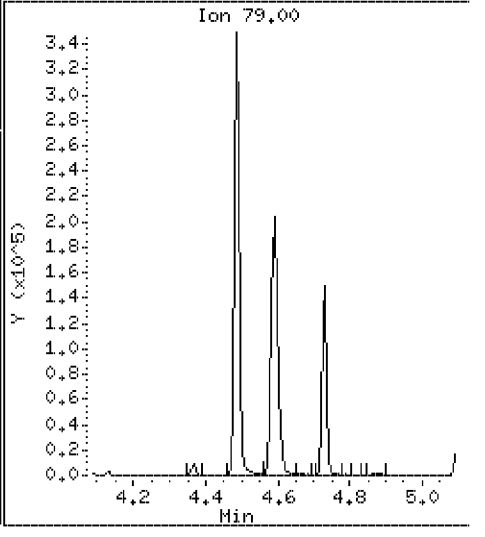

Data File: \\Svecd04\DD\chem\smsd03.i\S305031P.b\8270CCV3.D

Date : 03-MAY-2012 15:10

Client ID: 8270CCV3 Instrument: smsd03.i

Sample Info: 45924

Purge Volume: 1000.0 Operator: PEL

Column phase: HPMS-5 Column diameter: 0.25

23 2,2'-oxybis(1-chloropropane) Concentration: 42.8 ug/l

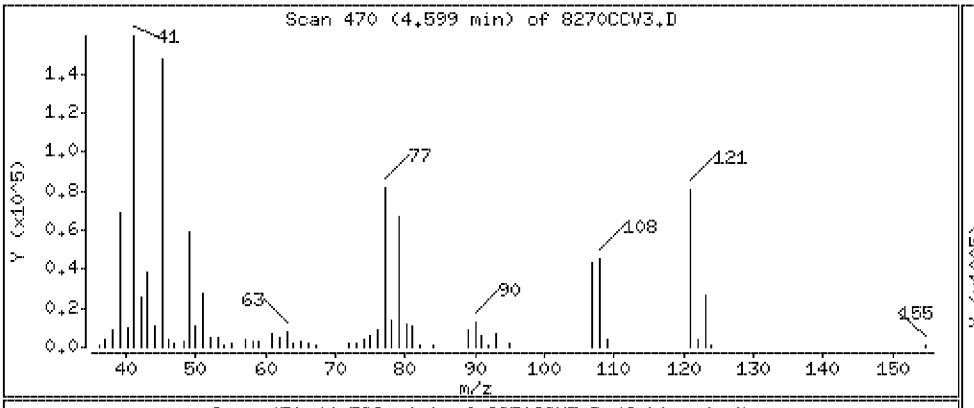

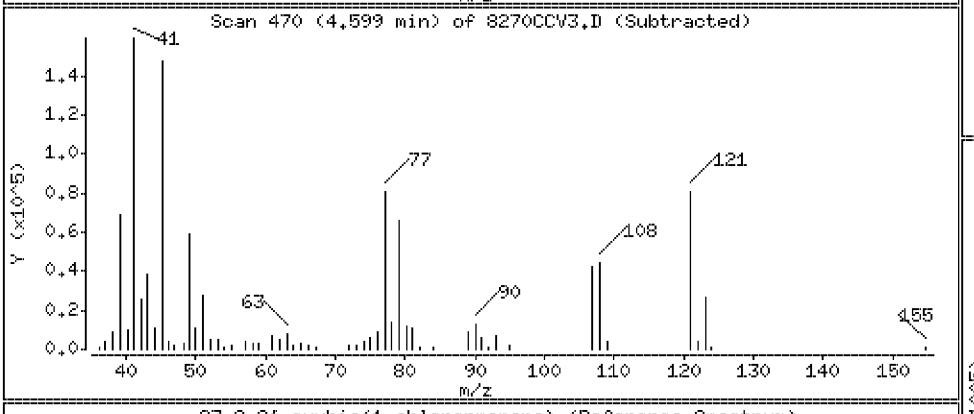

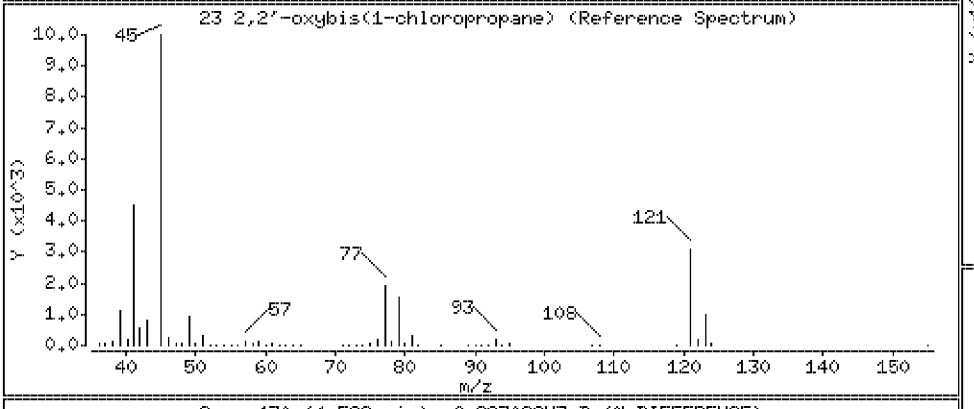

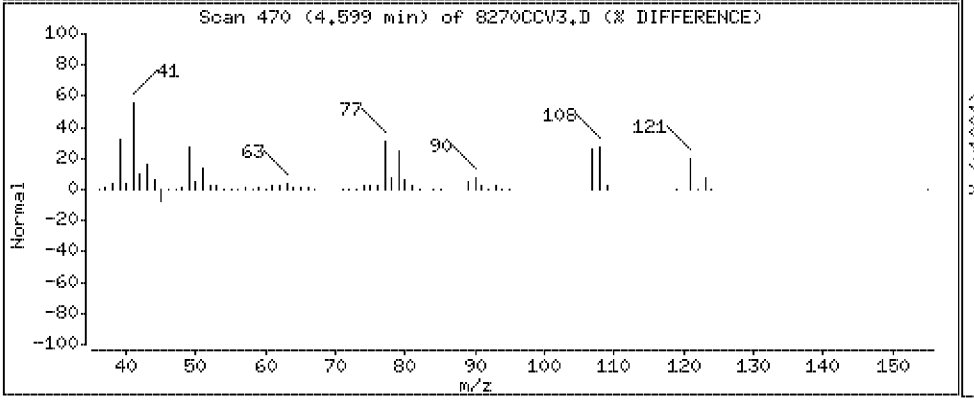

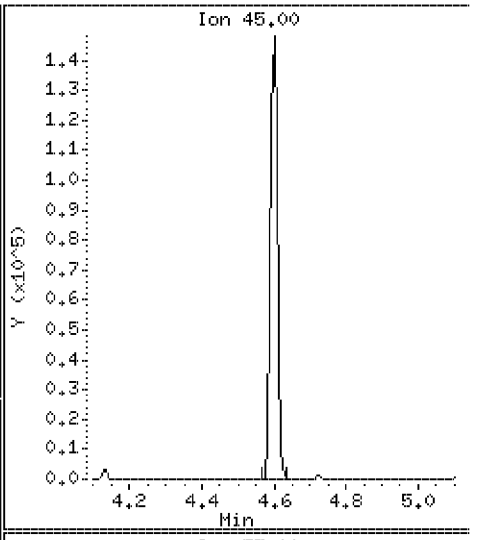

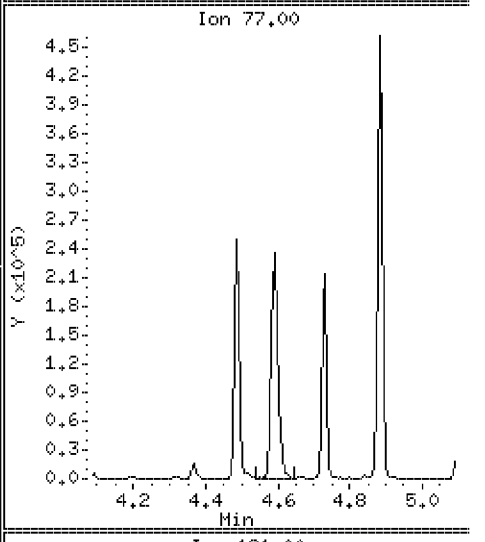

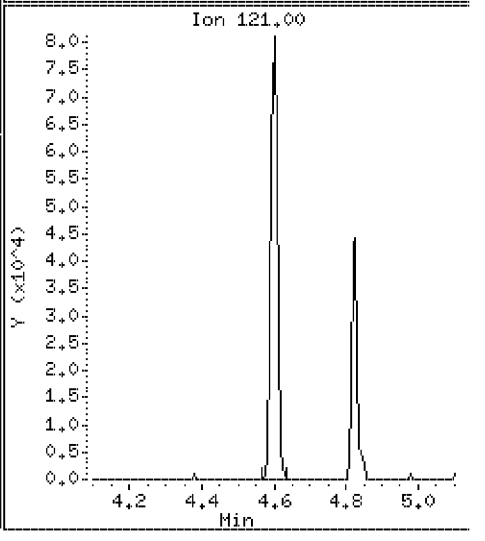

Data File: \\Svecd04\DD\chem\smsd03.i\S305031P.b\8270CCV3.D

Date : 03-MAY-2012 15:10

Client ID: 8270CCV3 | Instrument: smsd03.i

Sample Info: 45924

Purge Volume: 1000.0 | Operator: PEL

Column phase: HPMS-5 | Column diameter: 0.25

28 4-Methylphenol | Concentration: 48.2 ug/l

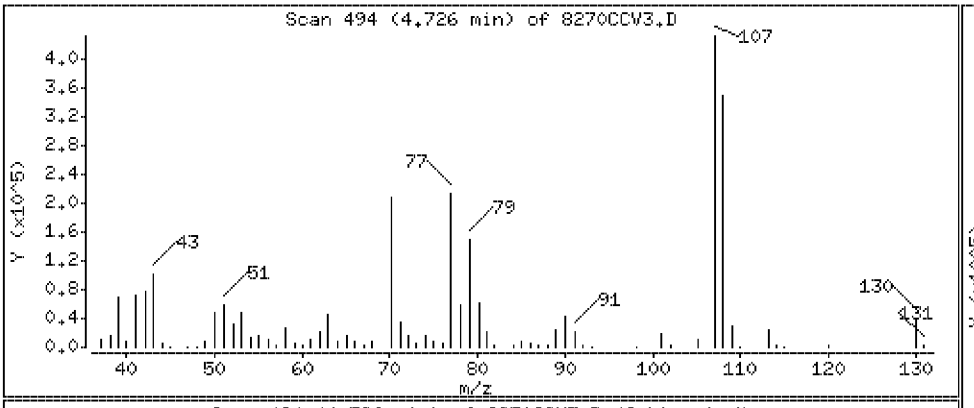

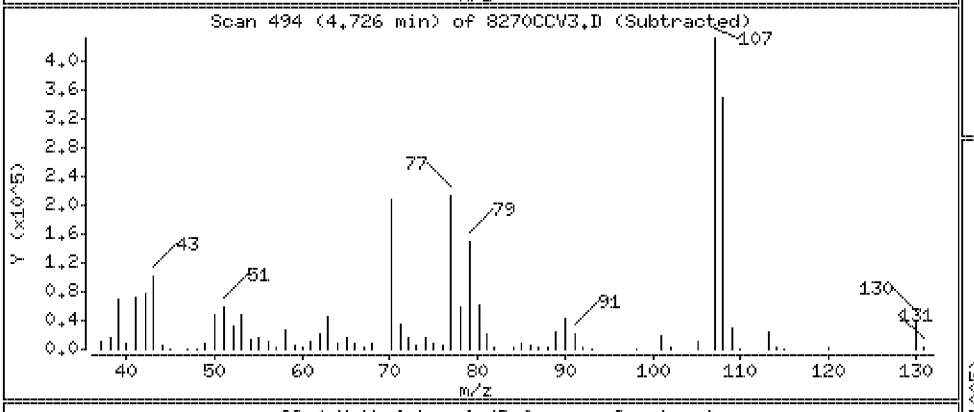

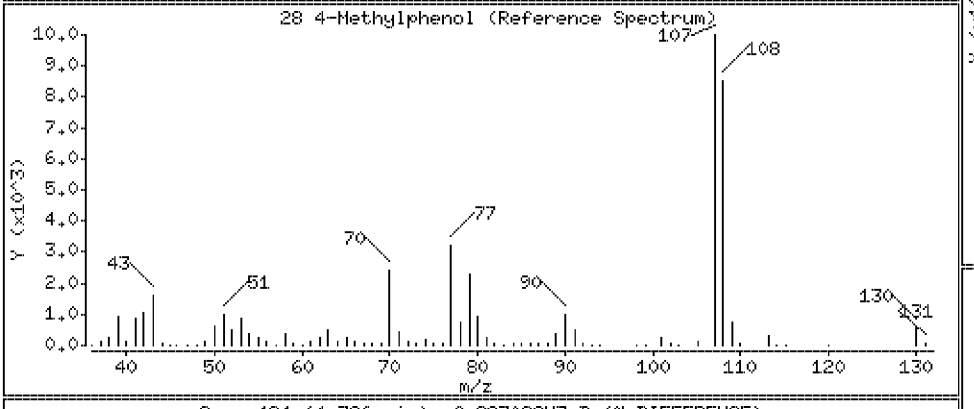

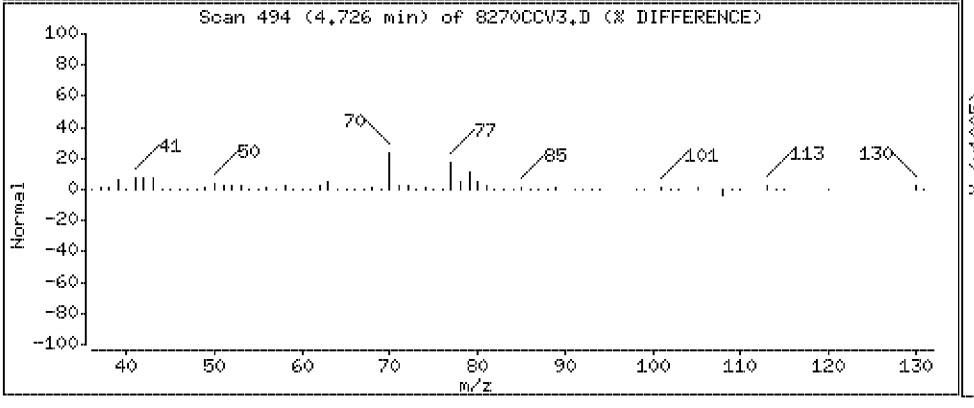

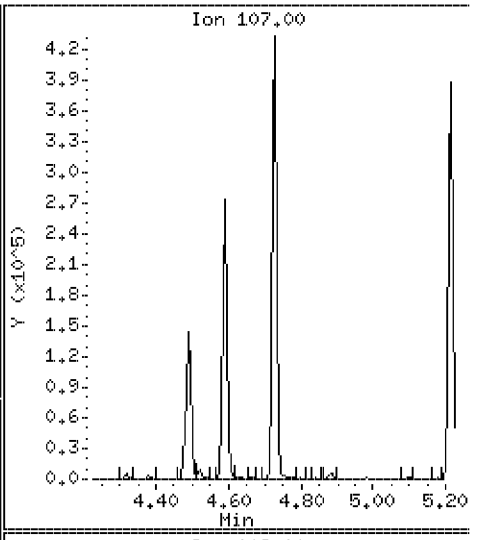

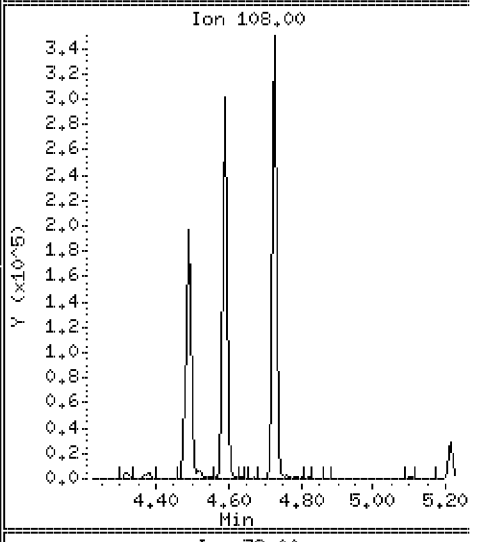

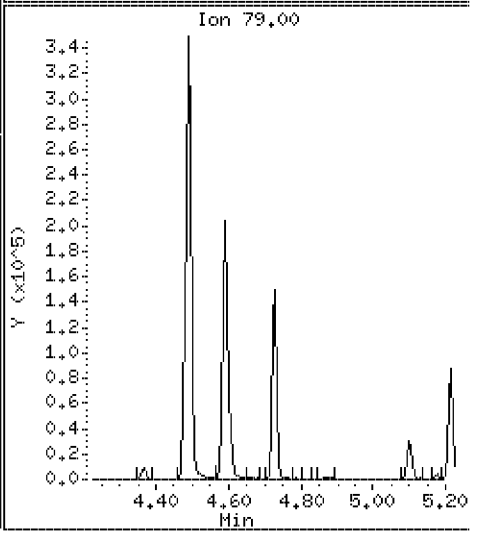

Data File: \\Svecd04\DD\chem\smsd03.i\S305031P.b\8270CCV3.D

Date : 03-MAY-2012 15:10

Client ID: 8270CCV3

Instrument: smsd03.i

Sample Info: 45924

Purge Volume: 1000.0

Operator: PEL

Column phase: HPMS-5

Column diameter: 0.25

26 N-Nitrosodinpropylamine

Concentration: 49.1 ug/l

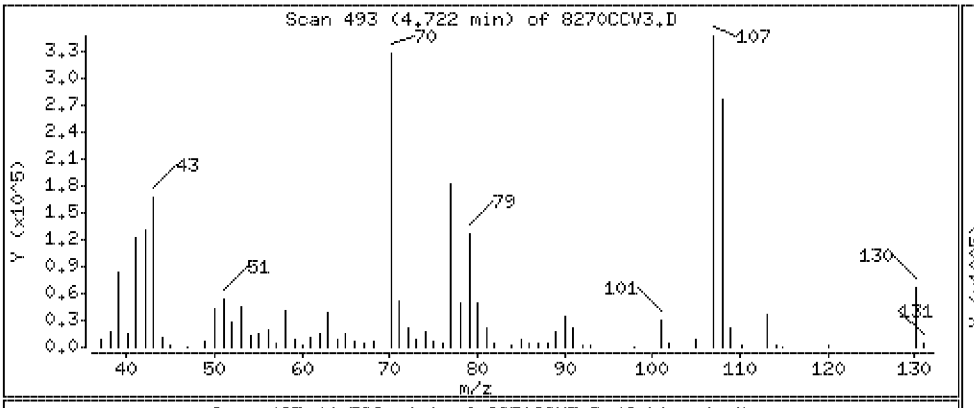

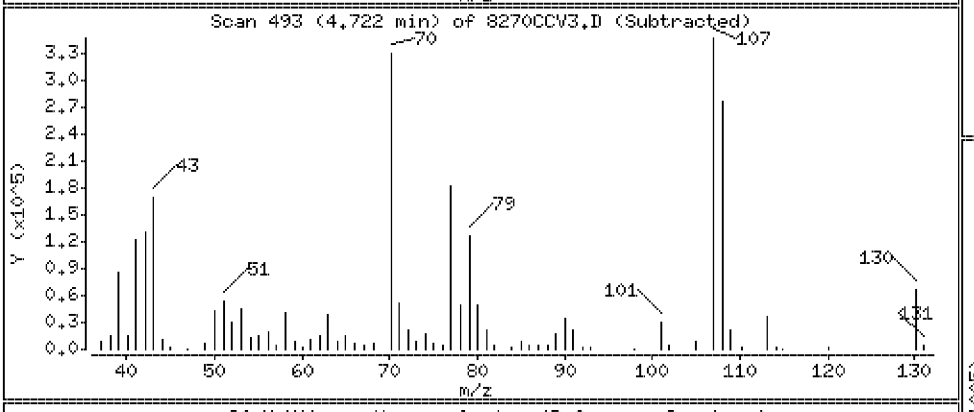

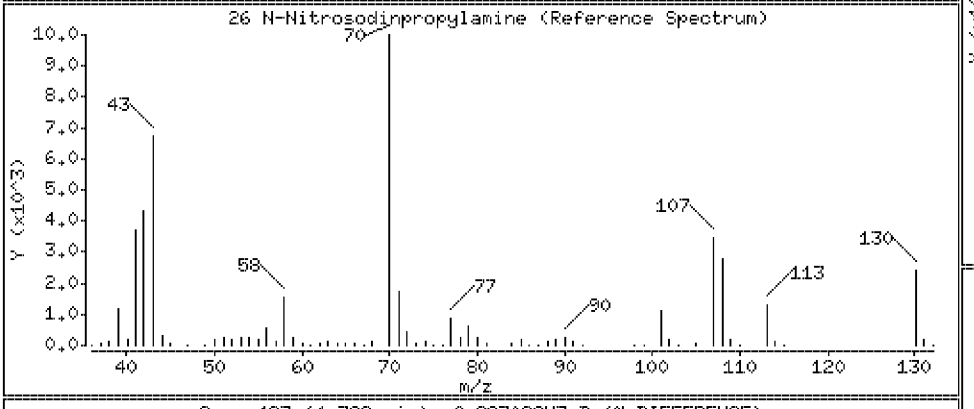

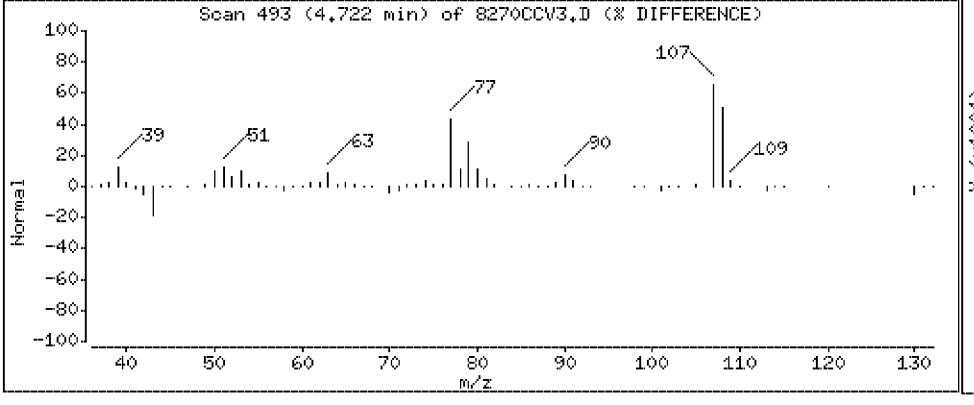

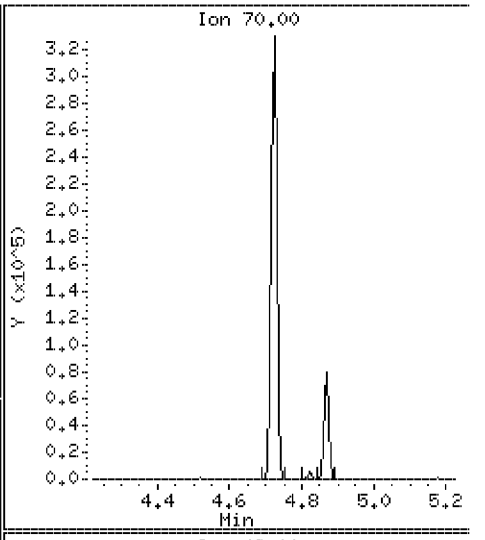

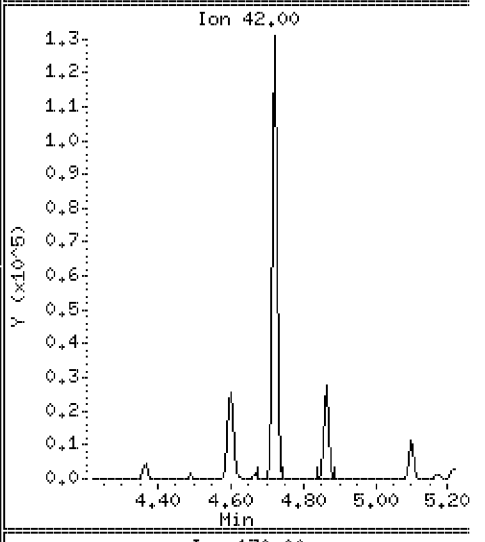

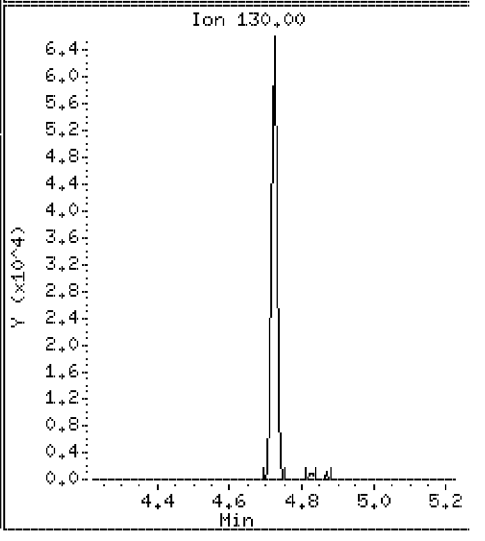

Data File: \\Svecd04\DD\chem\smsd03.i\S305031P.b\8270CCV3.D

Date : 03-MAY-2012 15:10

Client ID: 8270CCV3 Instrument: smsd03.i

Sample Info: 45924

Purge Volume: 1000.0 Operator: PEL

Column phase: HPMS-5 Column diameter: 0.25

30 Hexachloroethane Concentration: 48.9 ug/l

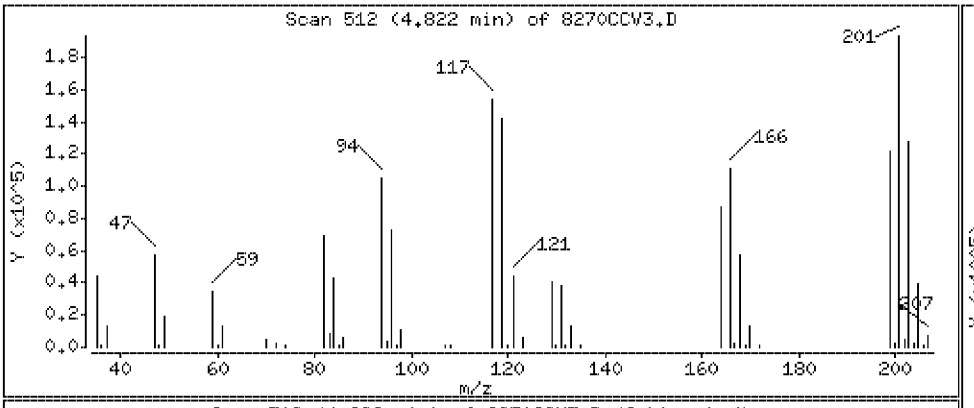

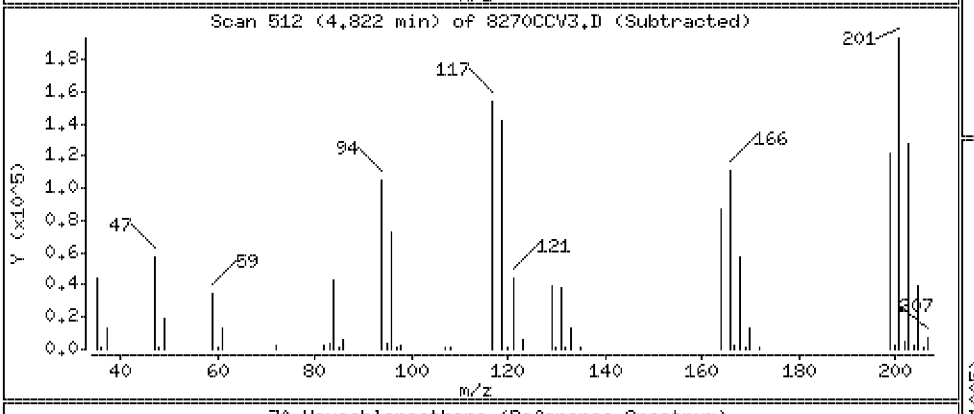

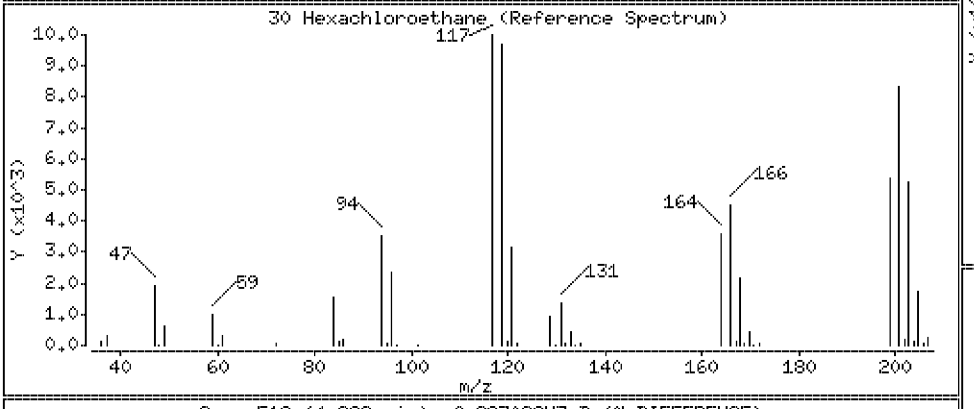

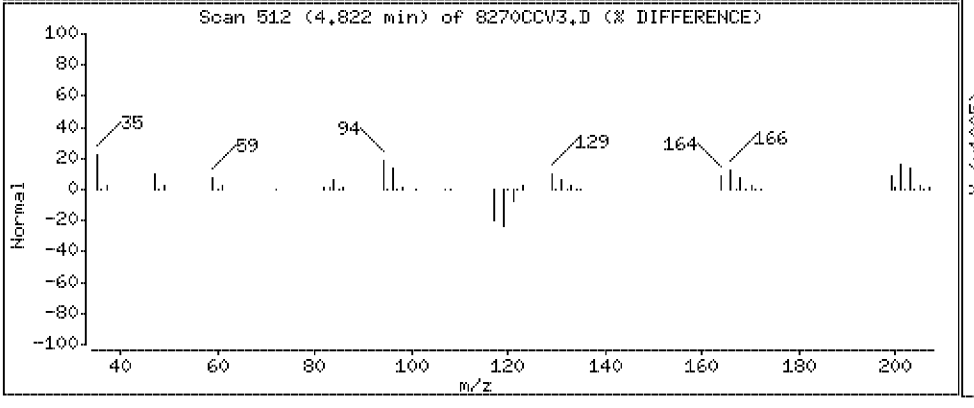

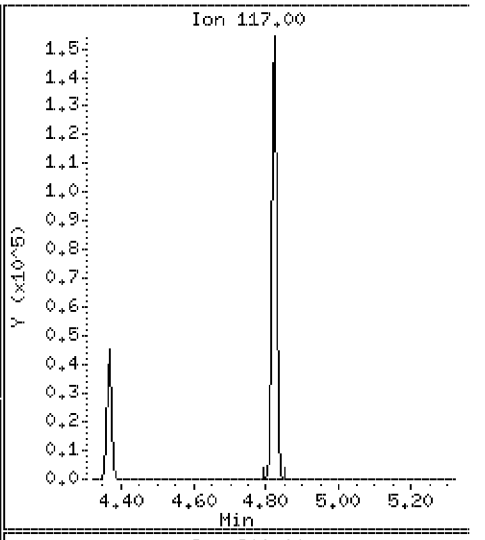

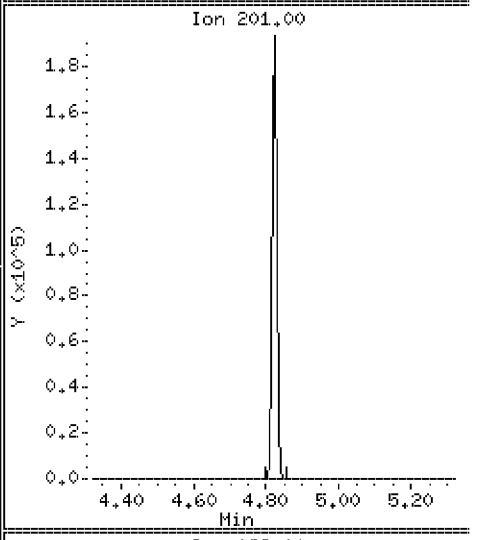

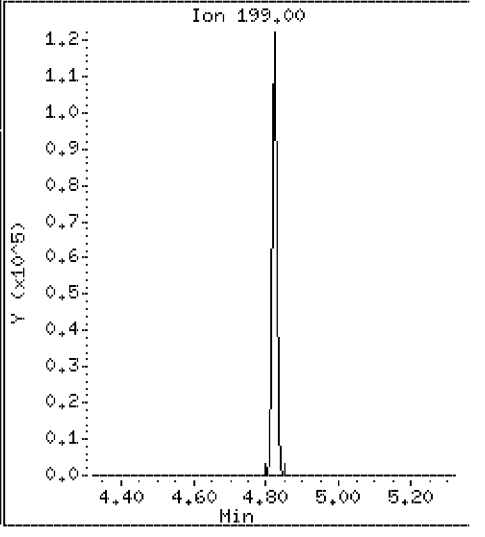

Data File: \\Svecd04\DD\chem\smsd03.i\S305031P.b\8270CCV3.D

Date : 03-MAY-2012 15:10

Client ID: 8270CCV3 Instrument: smsd03.i

Sample Info: 45924

Purge Volume: 1000.0 Operator: PEL

Column phase: HPMS-5 Column diameter: 0.25

32 Nitrobenzene Concentration: 47.7 ug/l

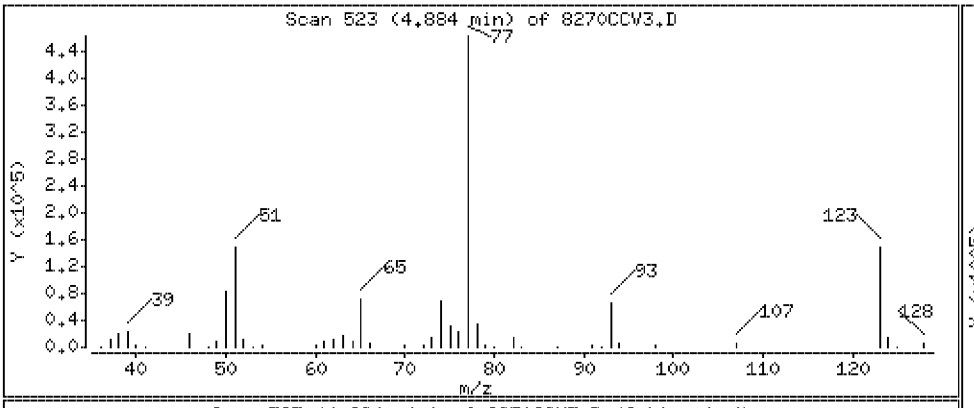

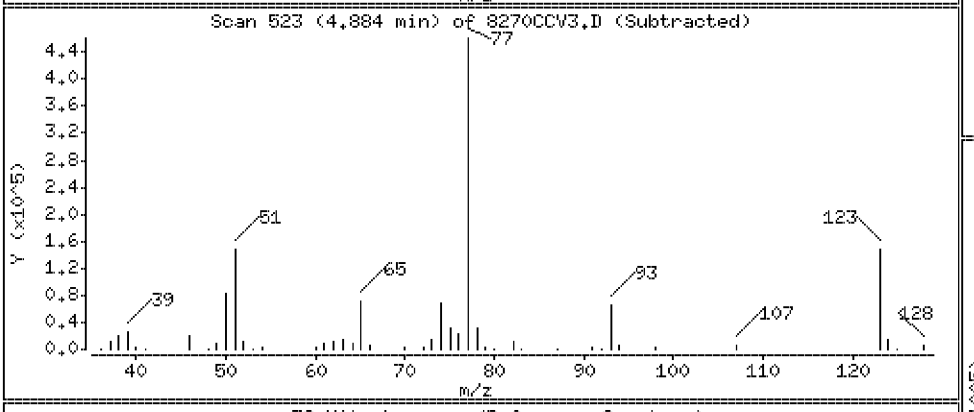

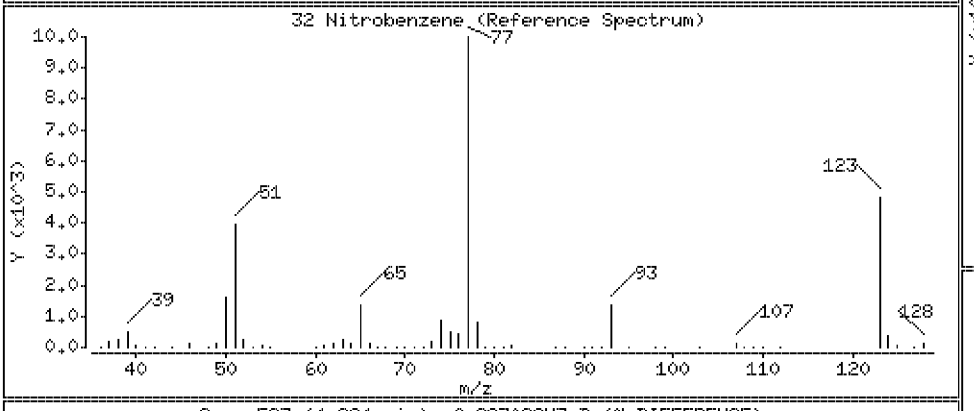

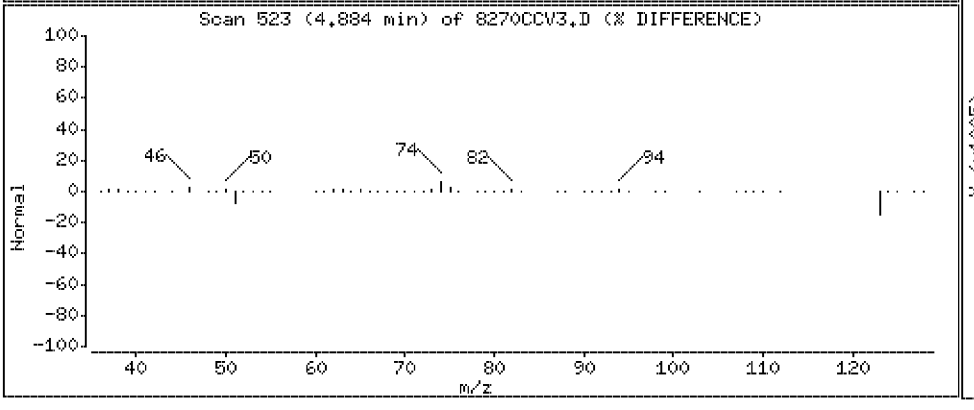

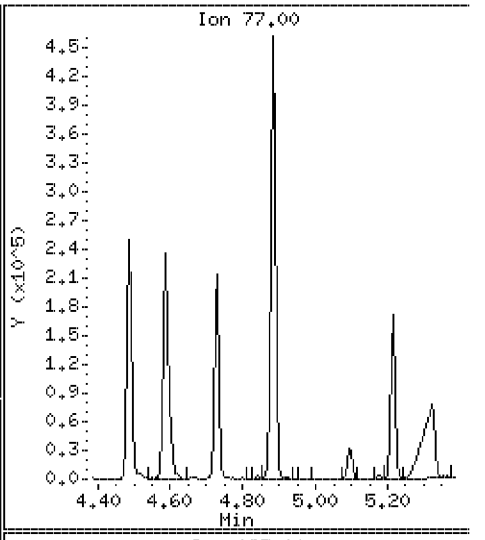

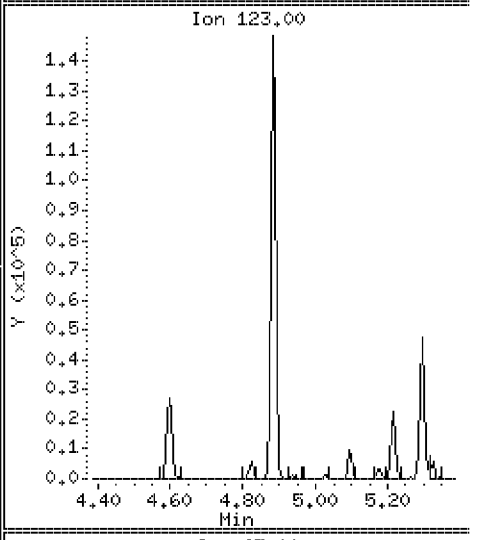

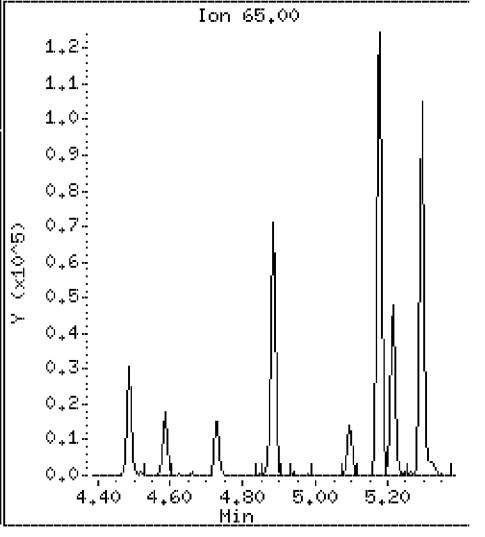

Data File: \\Svecd04\DD\chem\smsd03.i\S305031P.b\8270CCV3.D

Date : 03-MAY-2012 15:10

Client ID: 8270CCV3

Instrument: smsd03.i

Sample Info: 45924

Purge Volume: 1000.0

Operator: PEL

Column phase: HPMS-5

Column diameter: 0.25

34 Isophorone

Concentration: 46.6 ug/l

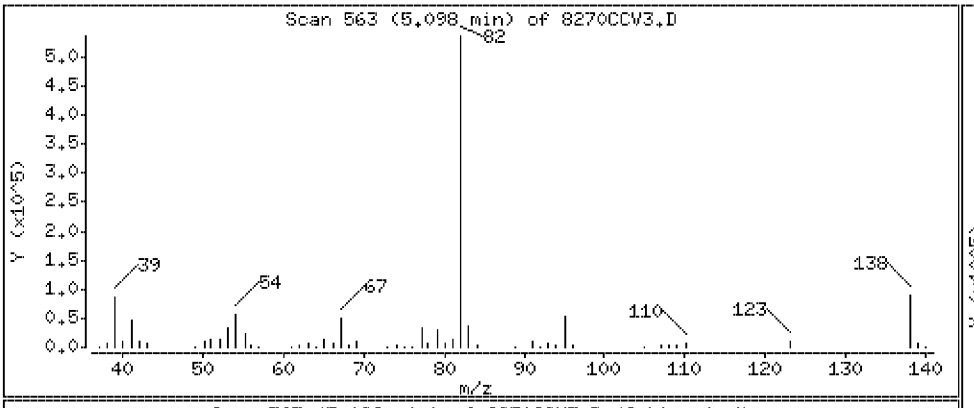

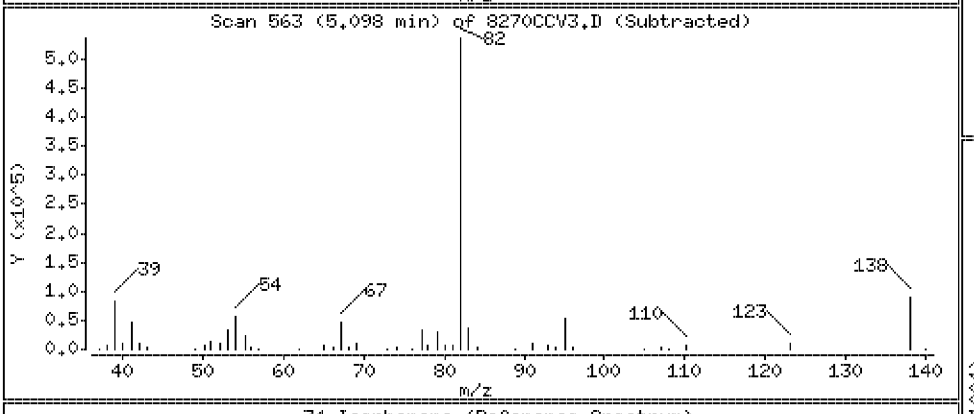

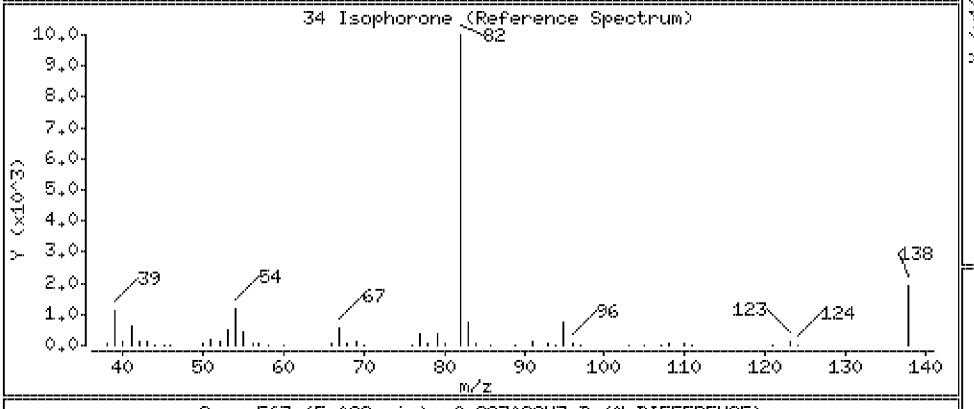

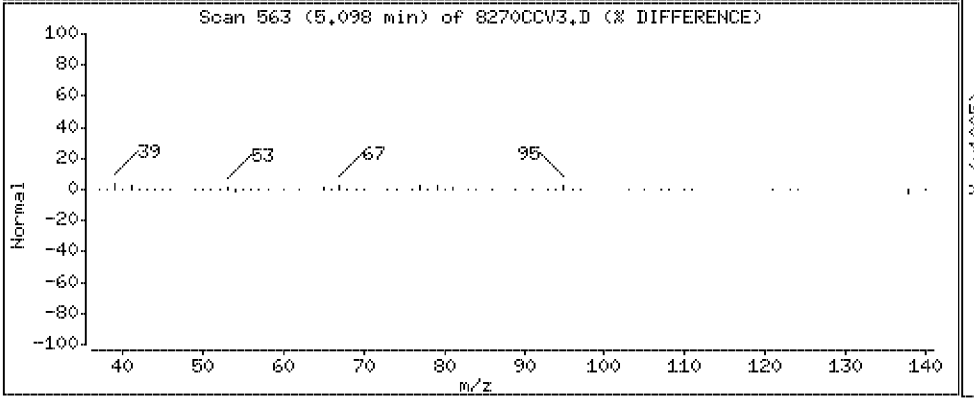

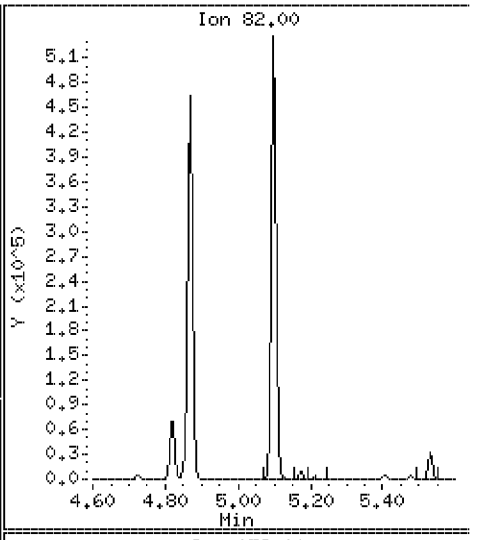

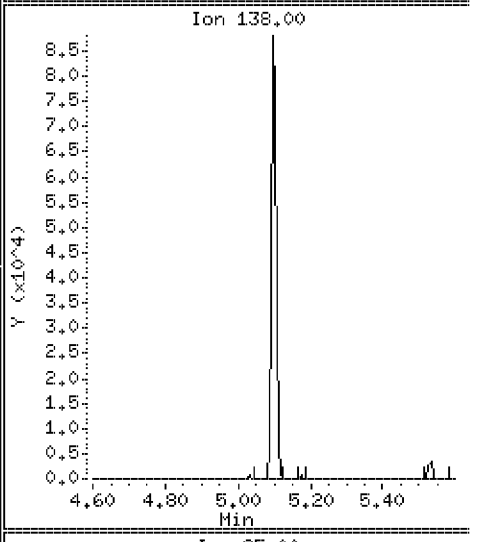

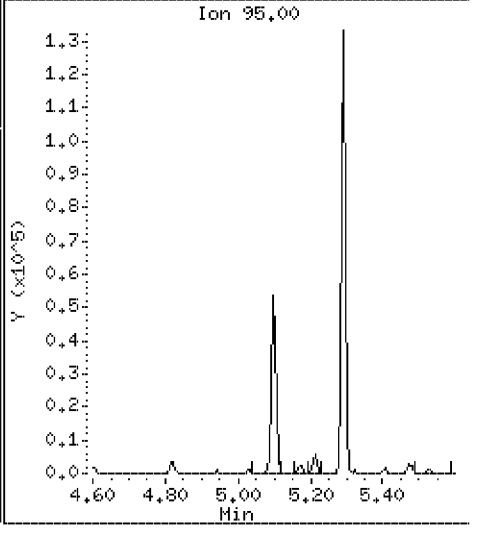

Data File: \\Svecd04\DD\chem\smsd03.i\S305031P.b\8270CCV3.D

Date : 03-MAY-2012 15:10

Client ID: 8270CCV3 Instrument: smsd03.i

Sample Info: 45924

Purge Volume: 1000.0 Operator: PEL

Column phase: HPMS-5 Column diameter: 0.25

35 2-Nitrophenol Concentration: 46.6 ug/l

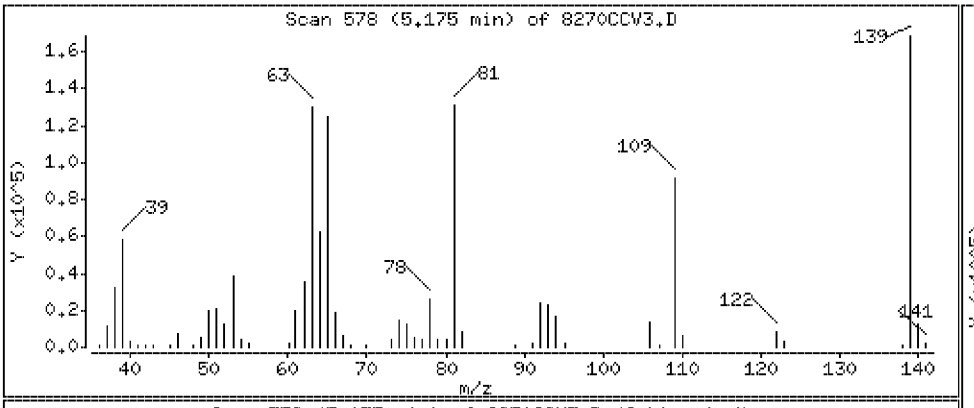

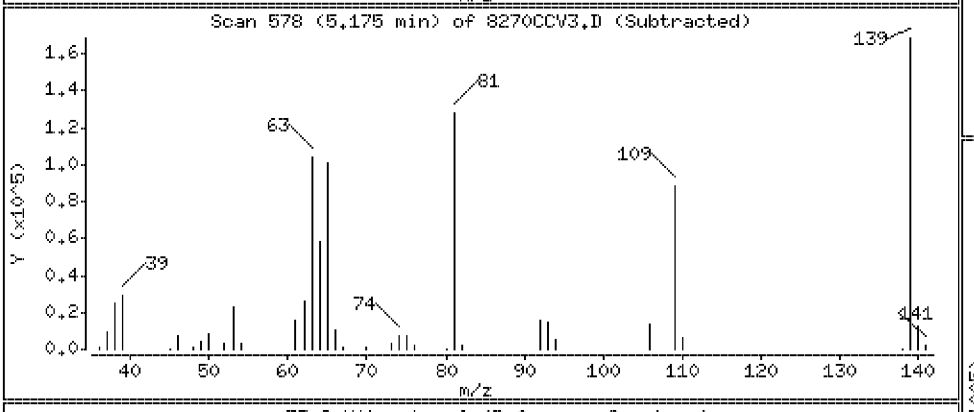

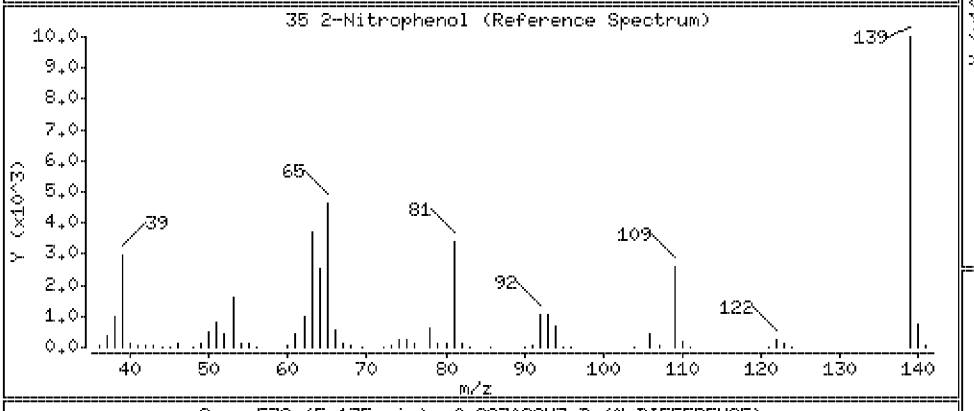

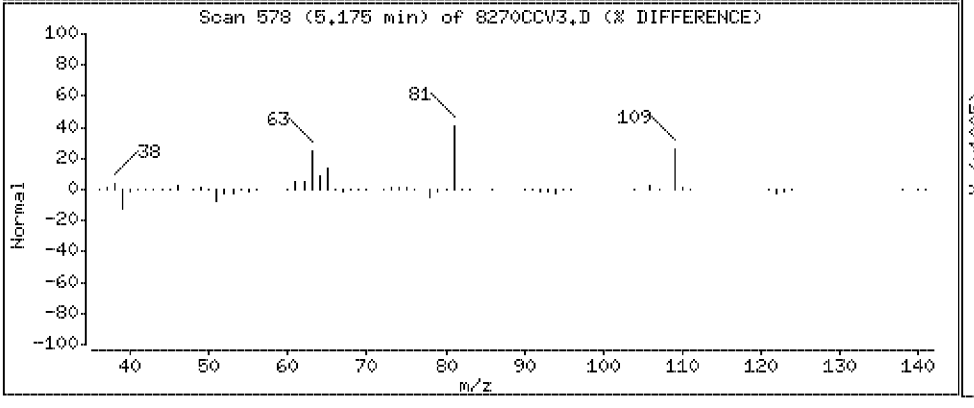

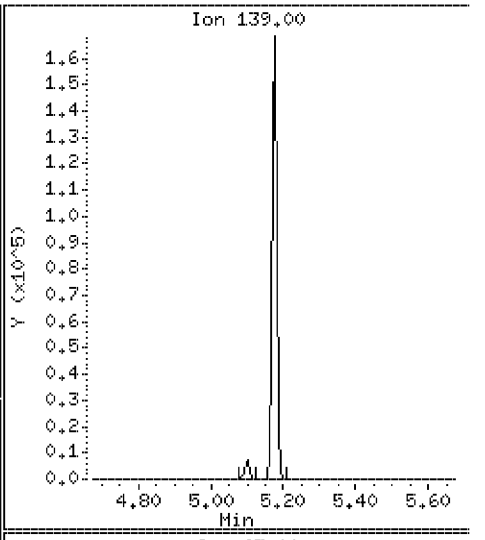

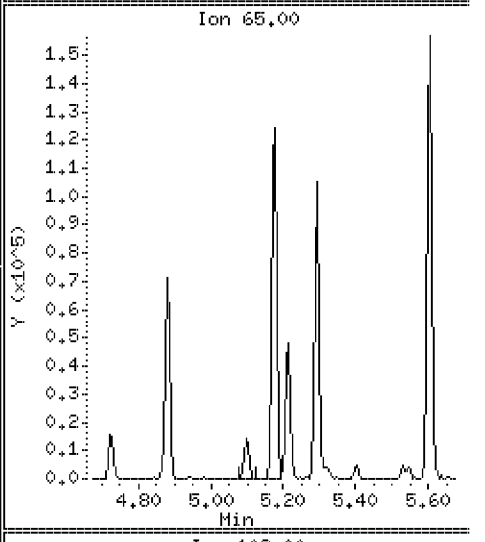

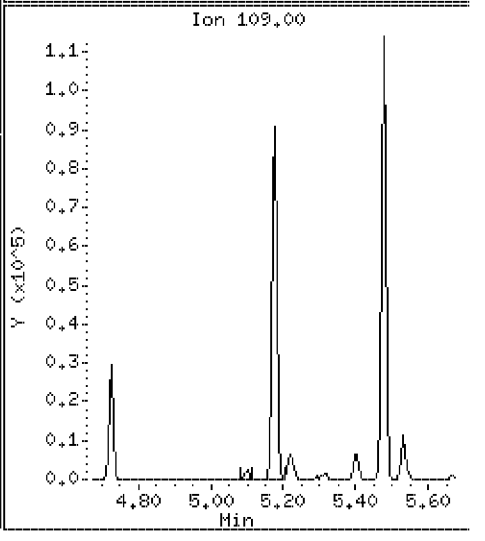

Data File: \\Svecd04\DD\chem\smsd03.i\S305031P.b\8270CCV3.D

Date : 03-MAY-2012 15:10

Client ID: 8270CCV3 Instrument: smsd03.i

Sample Info: 45924

Purge Volume: 1000.0 Operator: PEL

Column phase: HPMS-5 Column diameter: 0.25

36 2,4-Dimethylphenol Concentration: 46.4 ug/l

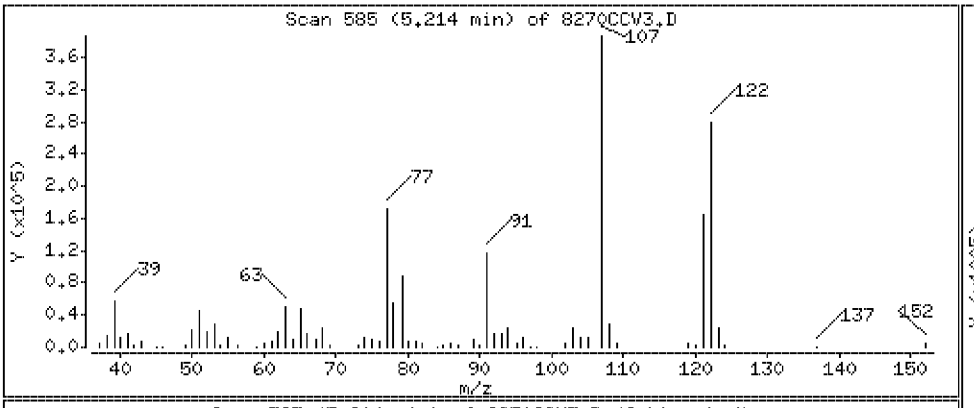

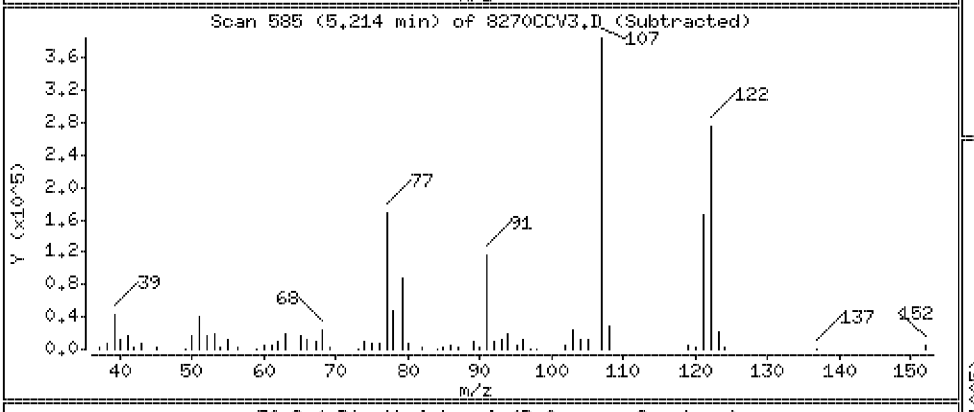

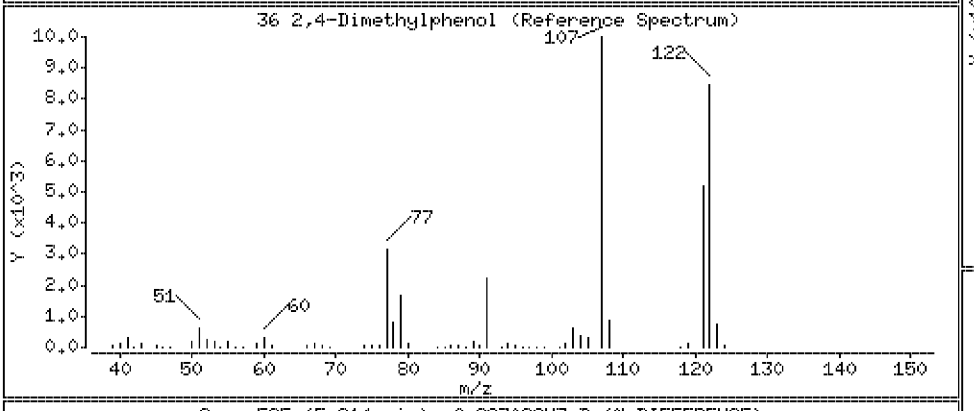

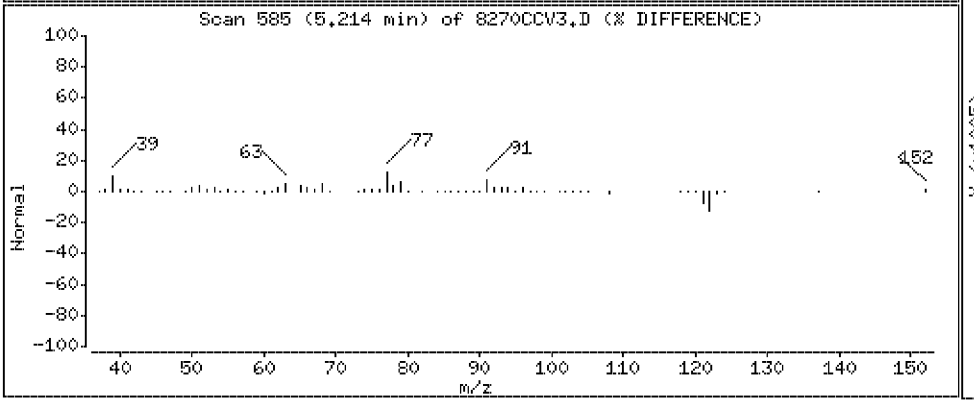

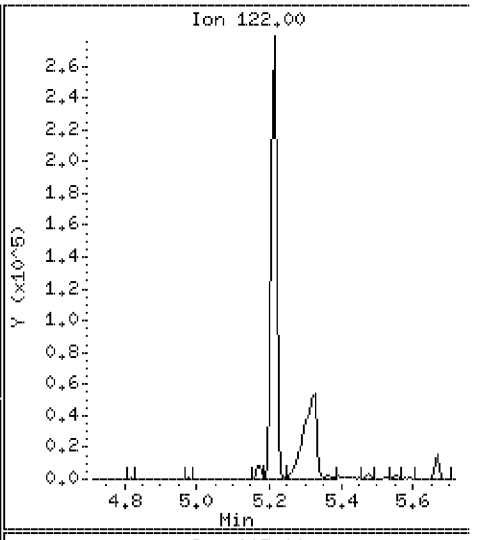

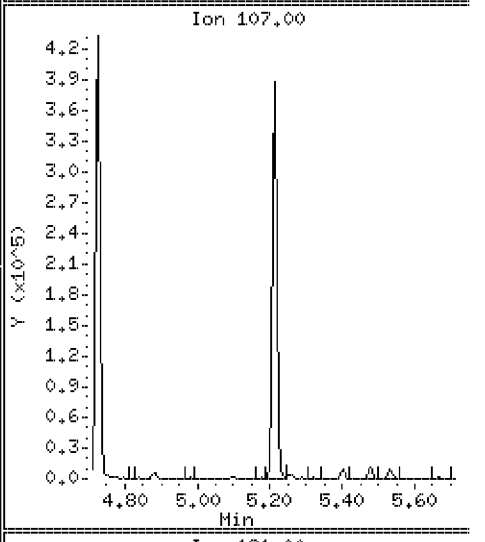

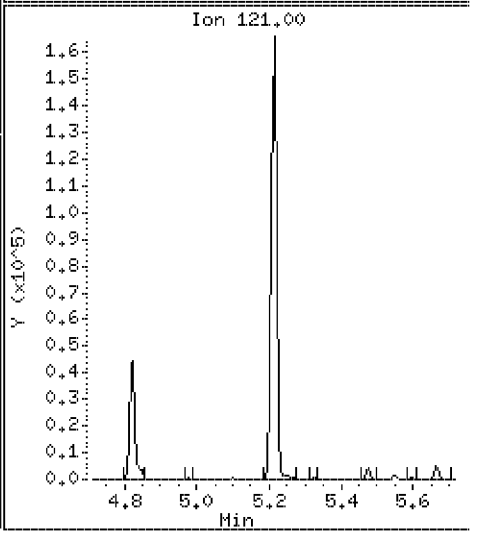

Data File: \\Svecd04\DD\chem\smsd03.i\S305031P.b\8270CCV3.D

Date : 03-MAY-2012 15:10

Client ID: 8270CCV3

Instrument: smsd03.i

Sample Info: 45924

Purge Volume: 1000.0

Operator: PEL

Column phase: HPMS-5

Column diameter: 0.25

38 Bis(2-Chloroethoxy)methane

Concentration: 45.8 ug/l

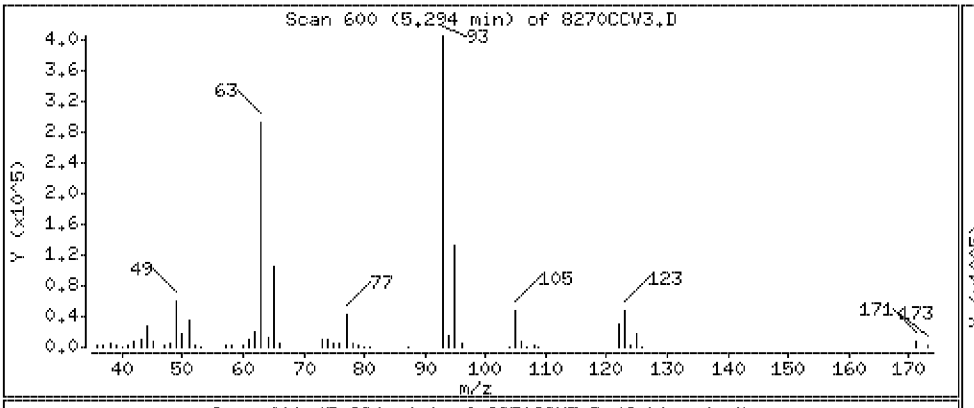

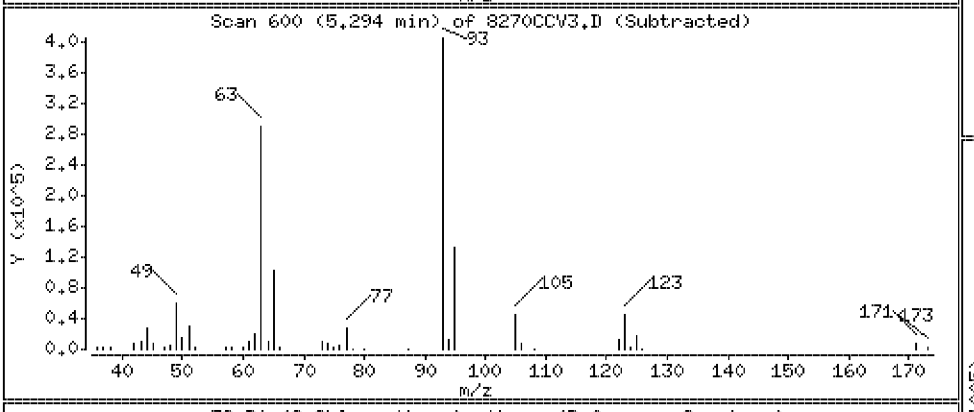

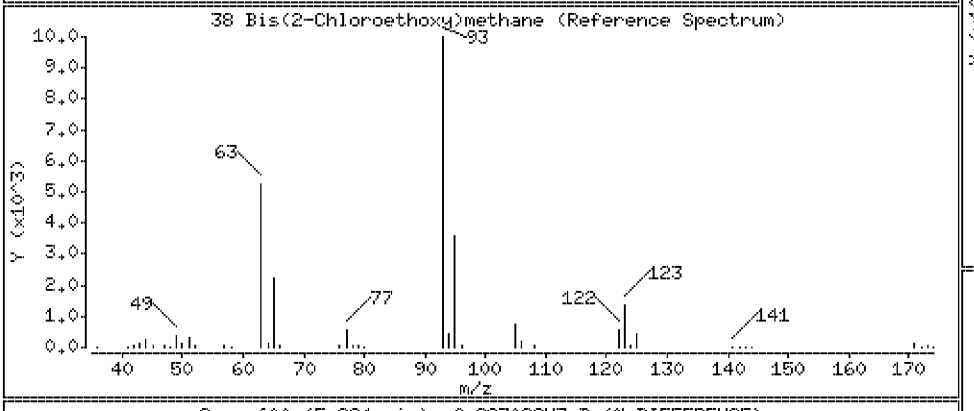

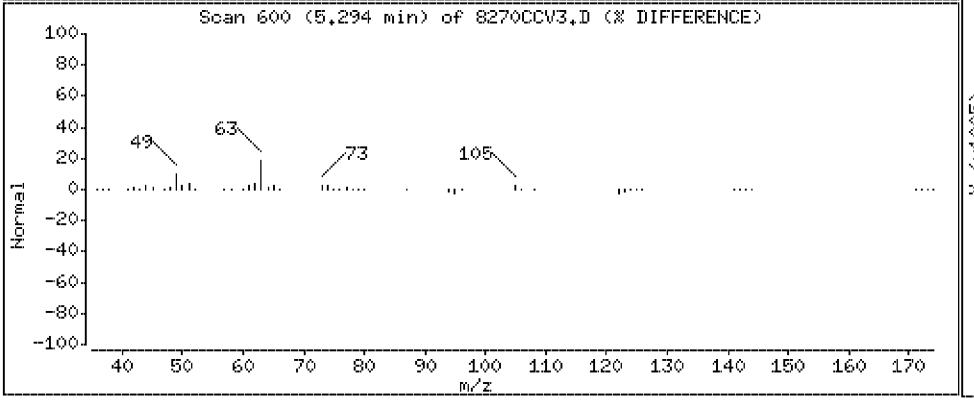

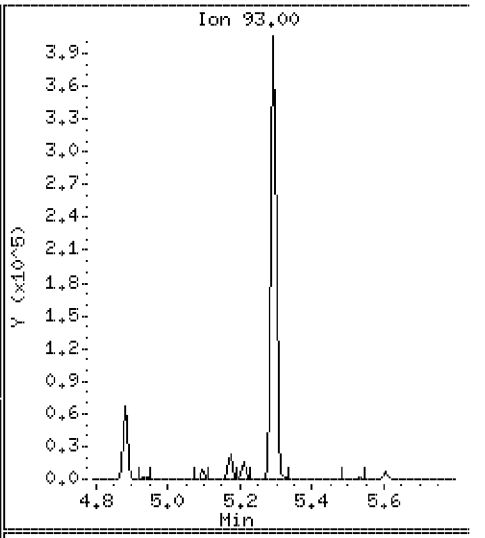

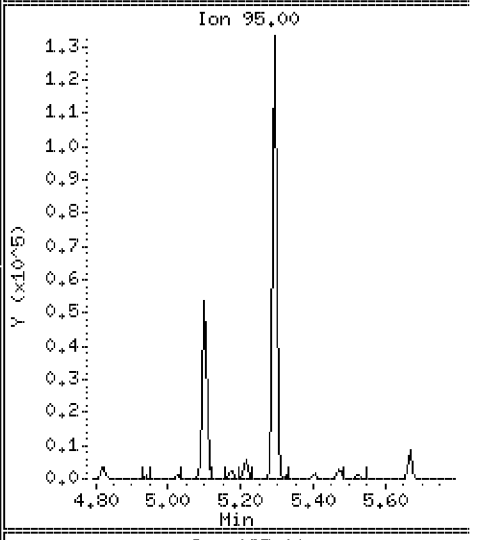

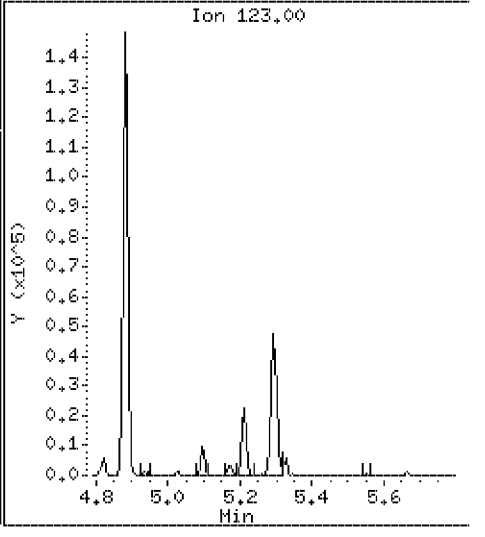

Data File: \\Svecd04\DD\chem\smsd03.i\S305031P.b\8270CCV3.D

Date : 03-MAY-2012 15:10

Client ID: 8270CCV3 Instrument: smsd03.i

Sample Info: 45924

Purge Volume: 1000.0 Operator: PEL

Column phase: HPMS-5 Column diameter: 0.25

40 Benzoic Acid Concentration: 40.7 ug/l

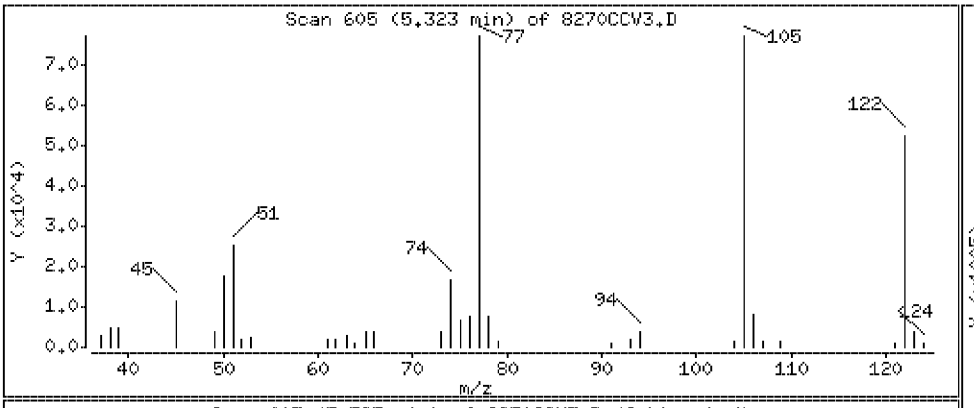

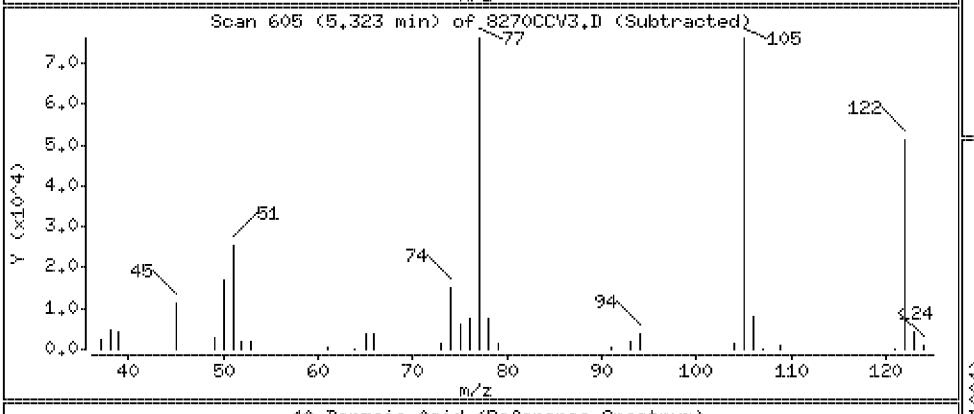

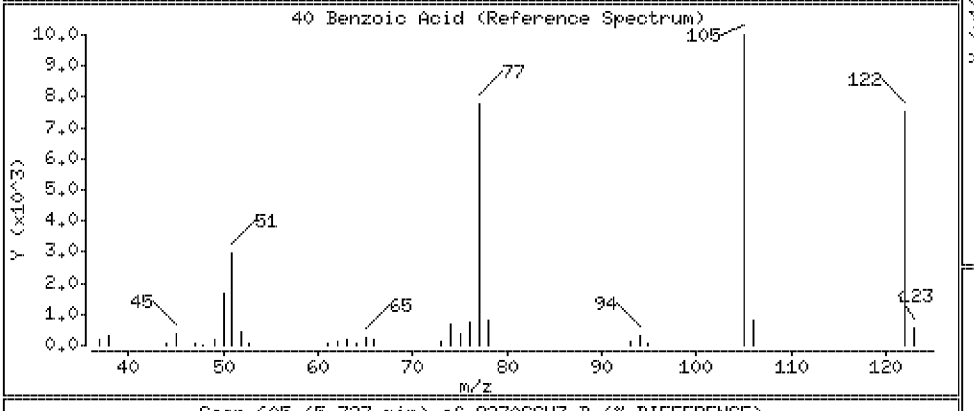

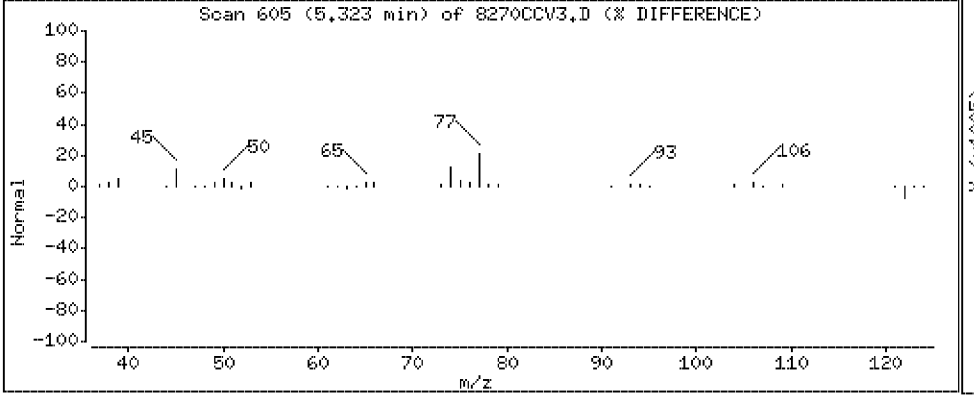

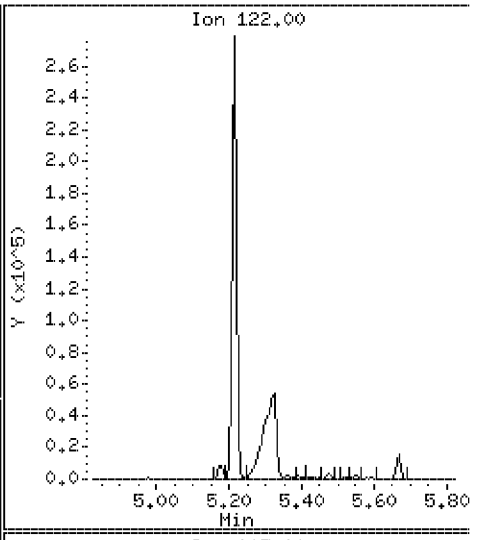

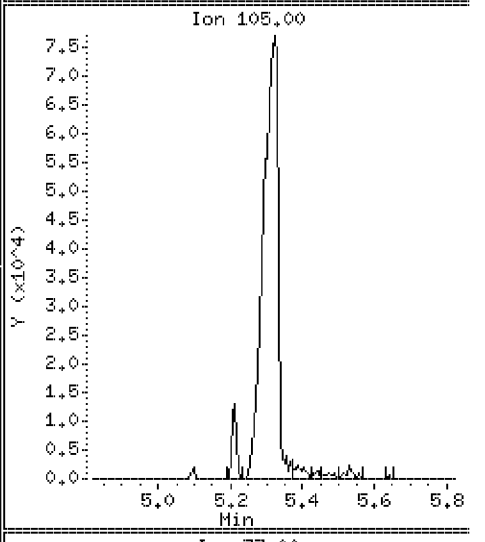

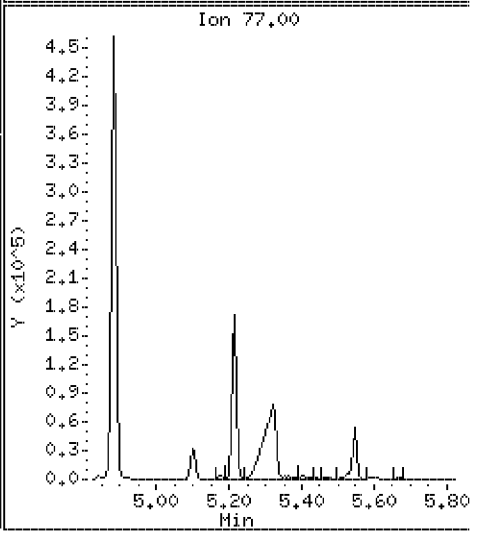

Data File: \\Svecd04\DD\chem\smsd03.i\S305031P.b\8270CCV3.D

Date : 03-MAY-2012 15:10

Client ID: 8270CCV3 Instrument: smsd03.i

Sample Info: 45924

Purge Volume: 1000.0 Operator: PEL

Column phase: HPMS-5 Column diameter: 0.25

41 2,4-Dichlorophenol Concentration: 47.3 ug/l

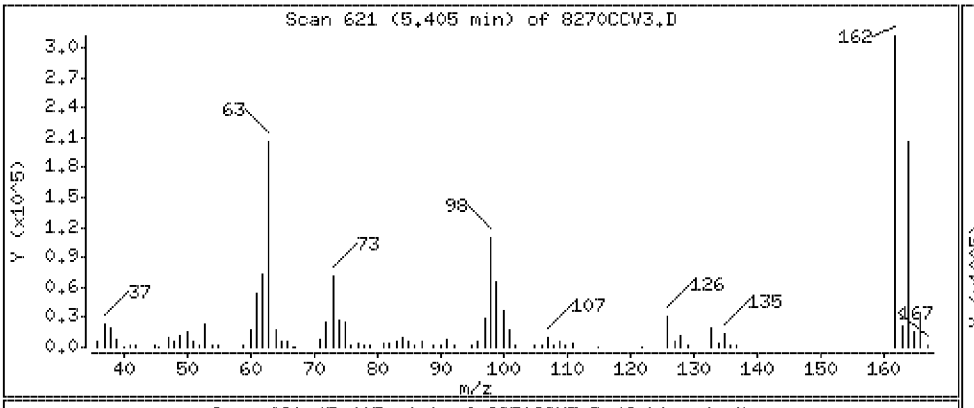

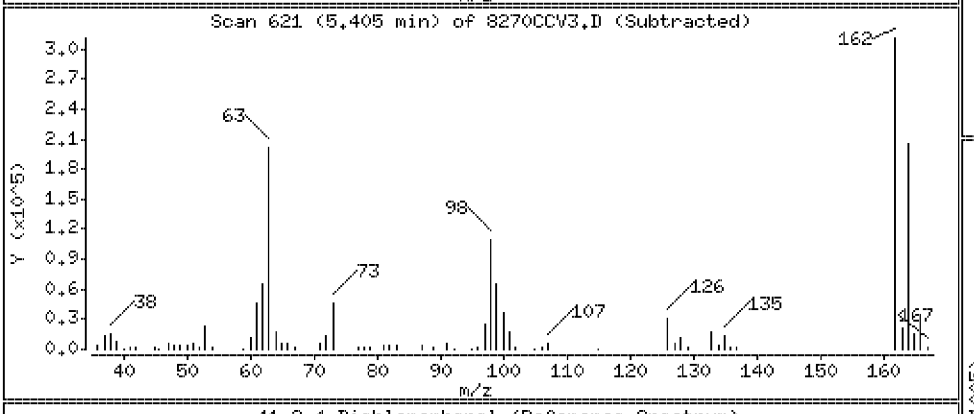

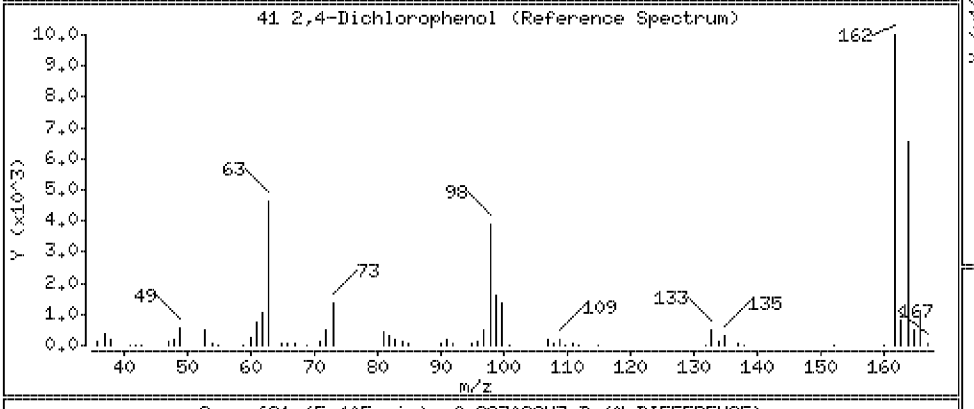

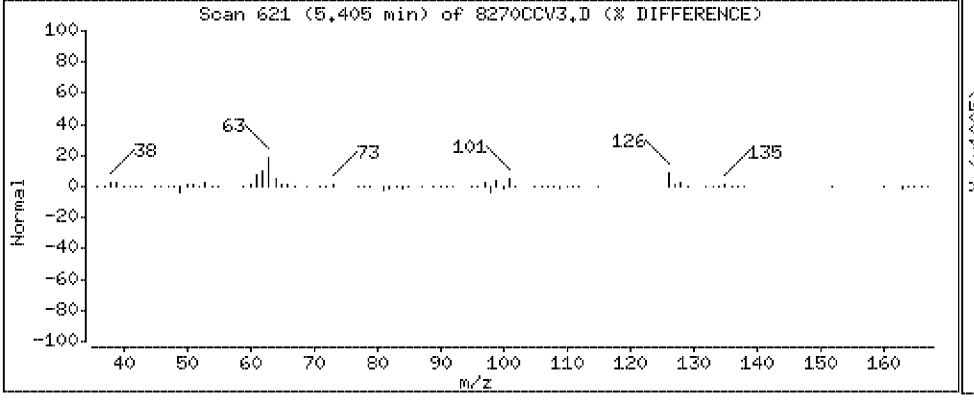

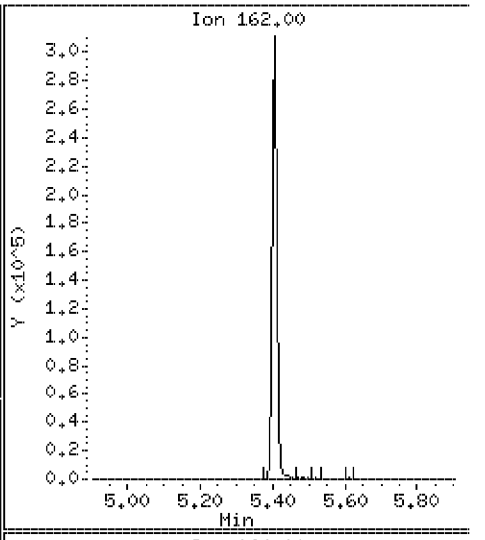

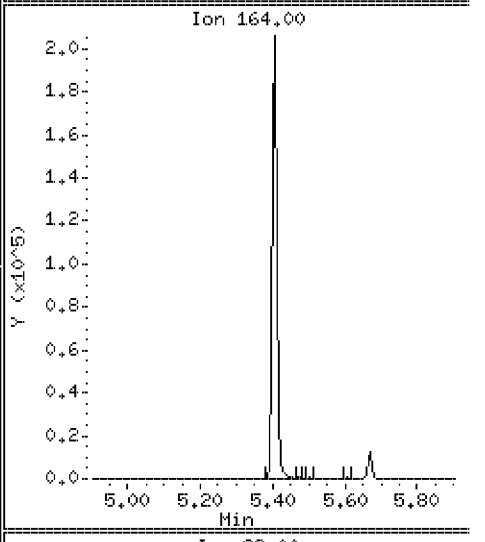

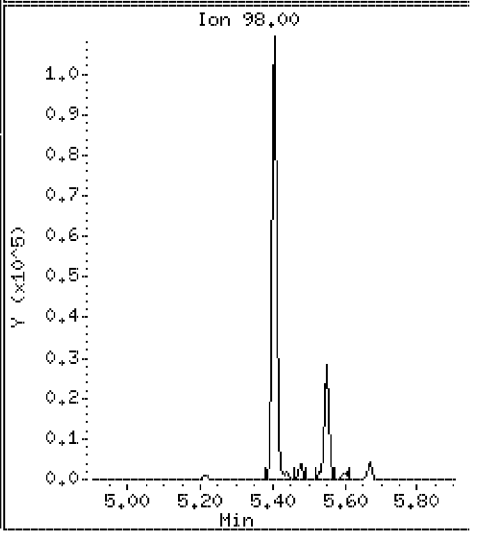

Data File: \\Svecd04\DD\chem\smsd03.i\S305031P.b\8270CCV3.D

Date : 03-MAY-2012 15:10

Client ID: 8270CCV3 Instrument: smsd03.i

Sample Info: 45924

Purge Volume: 1000.0 Operator: PEL

Column phase: HPMS-5 Column diameter: 0.25

42 1,2,4-Trichlorobenzene Concentration: 47.5 ug/l

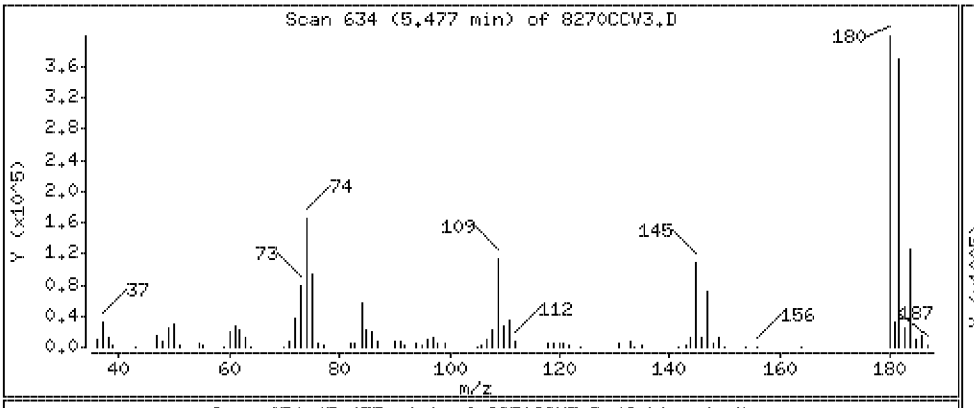

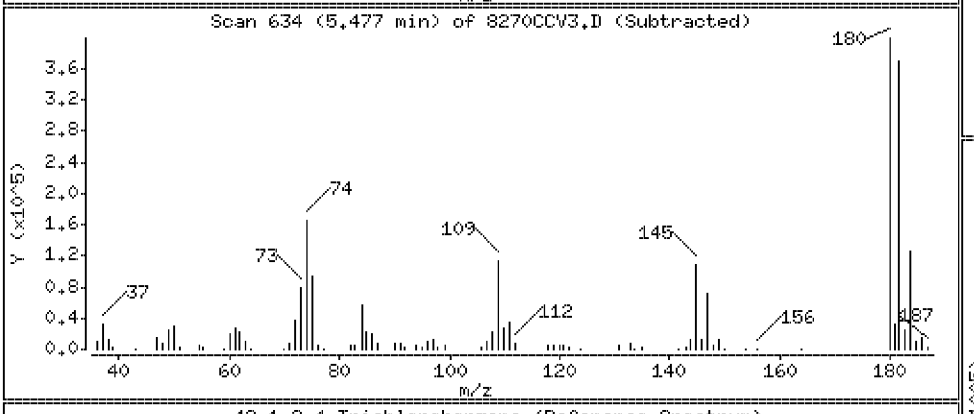

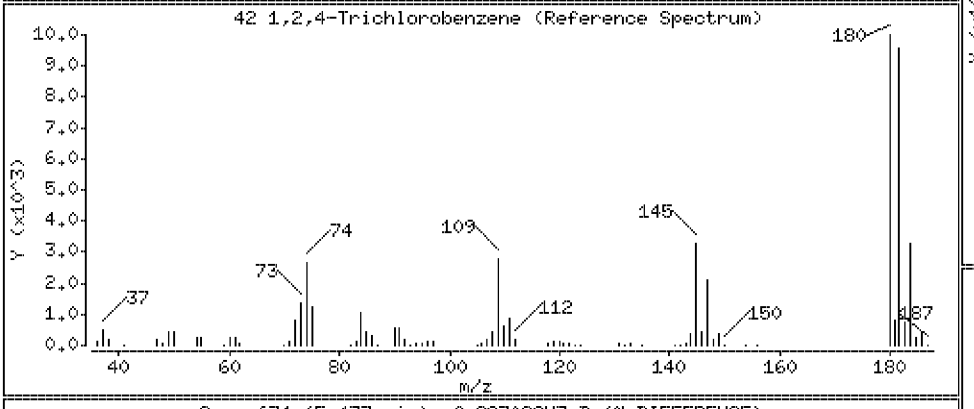

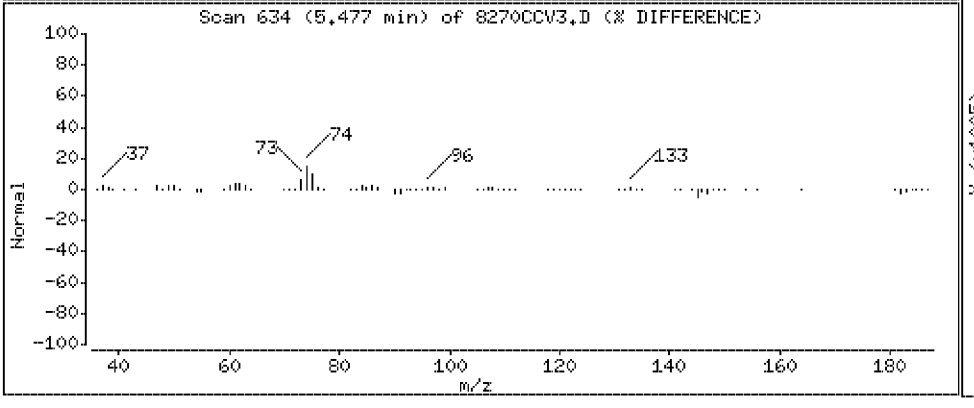

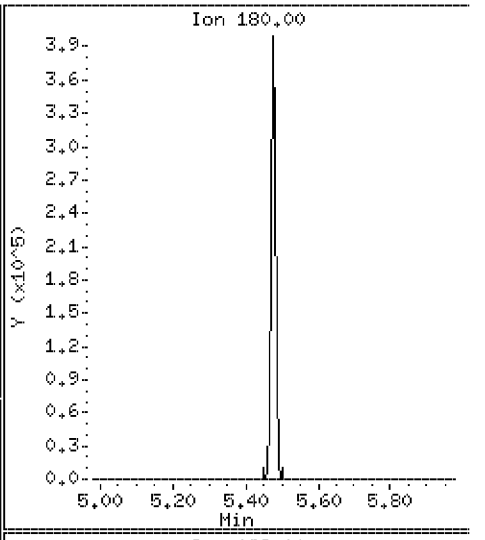

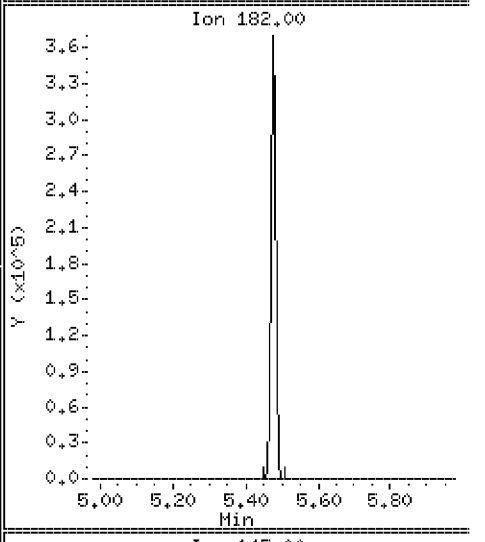

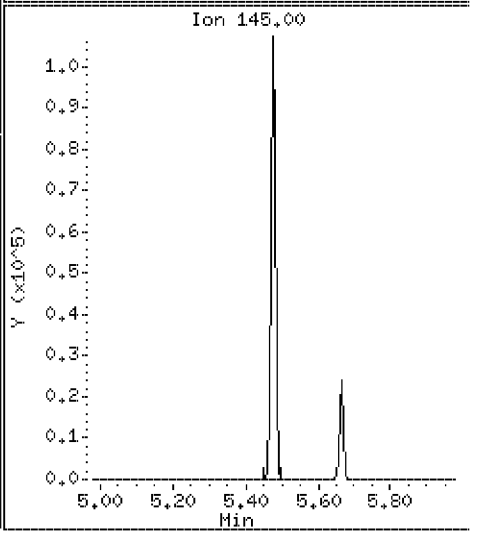

Data File: \\Svecd04\DD\chem\smsd03.i\S305031P.b\8270CCV3.D

Date : 03-MAY-2012 15:10

Client ID: 8270CCV3 Instrument: smsd03.i

Sample Info: 45924

Purge Volume: 1000.0 Operator: PEL

Column phase: HPMS-5 Column diameter: 0.25

44 Naphthalene Concentration: 46.8 ug/l

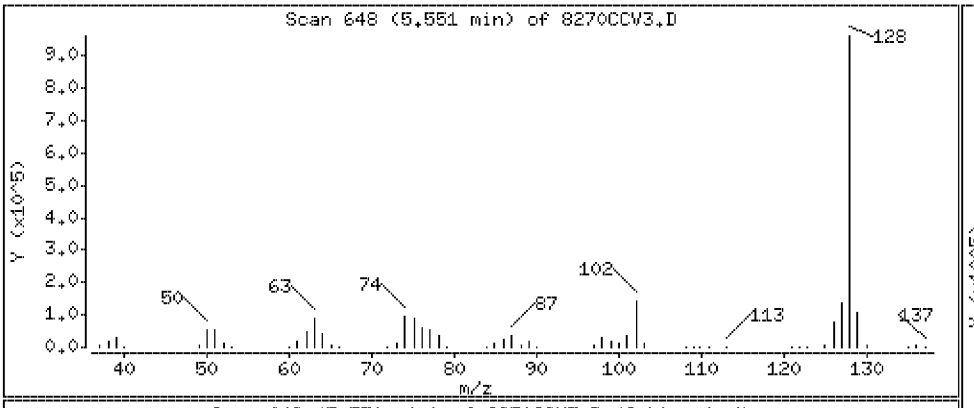

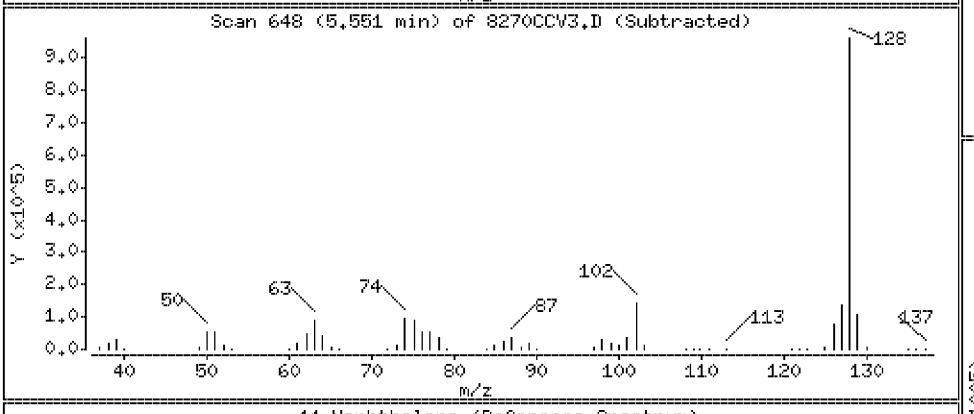

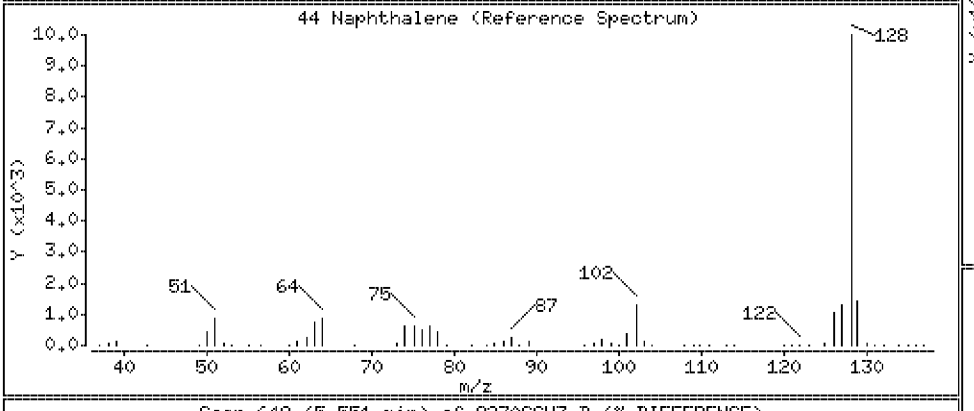

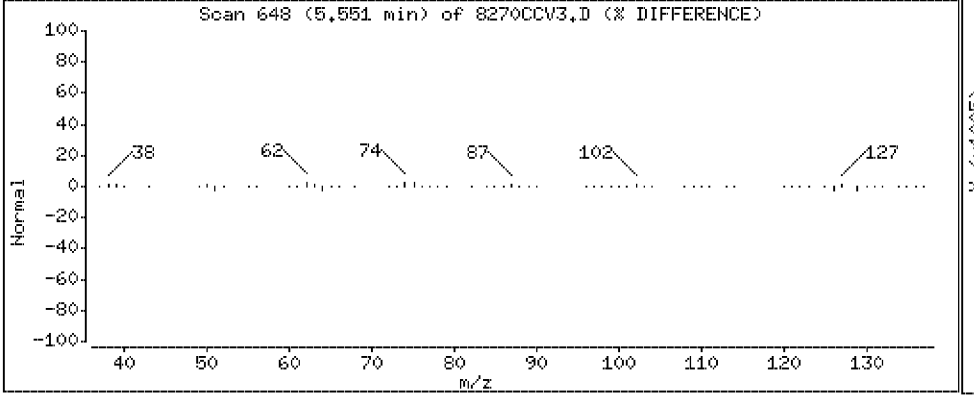

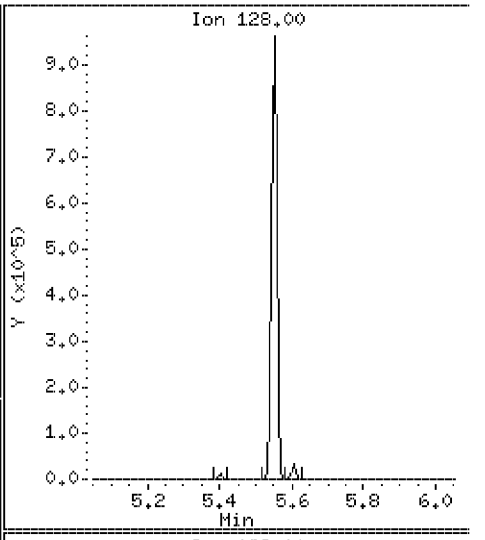

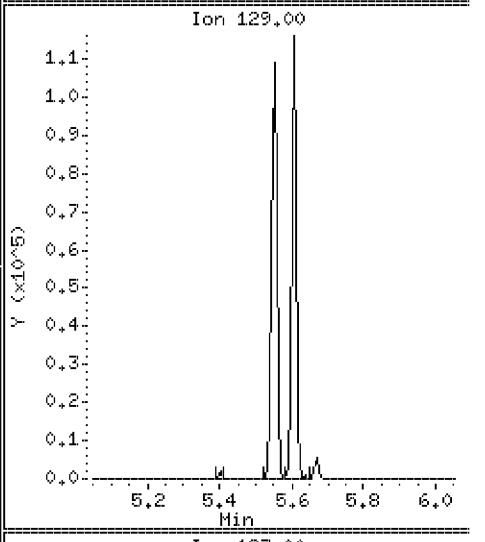

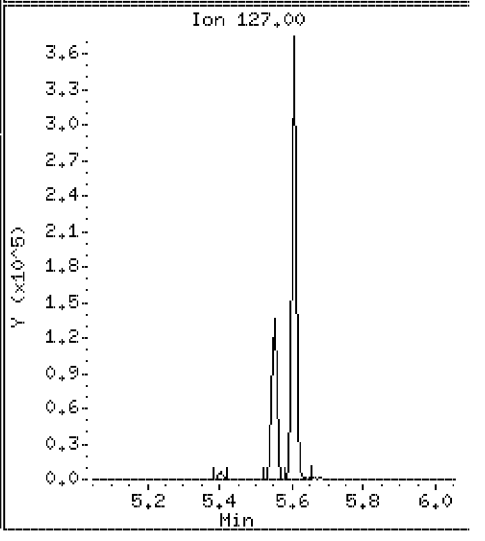

Data File: \\Svecd04\DD\chem\smsd03.i\S305031P.b\8270CCV3.D

Date : 03-MAY-2012 15:10

Client ID: 8270CCV3

Instrument: smsd03.i

Sample Info: 45924

Purge Volume: 1000.0

Operator: PEL

Column phase: HPMS-5

Column diameter: 0.25

45 4-Chloroaniline

Concentration: 44.4 ug/l

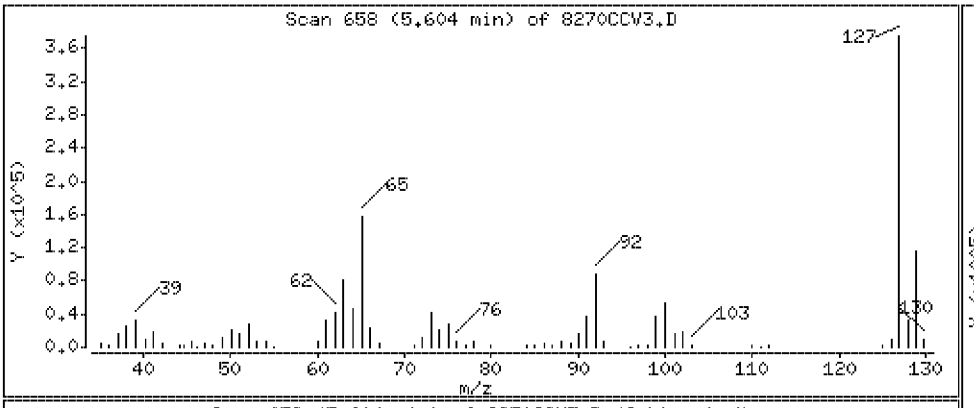

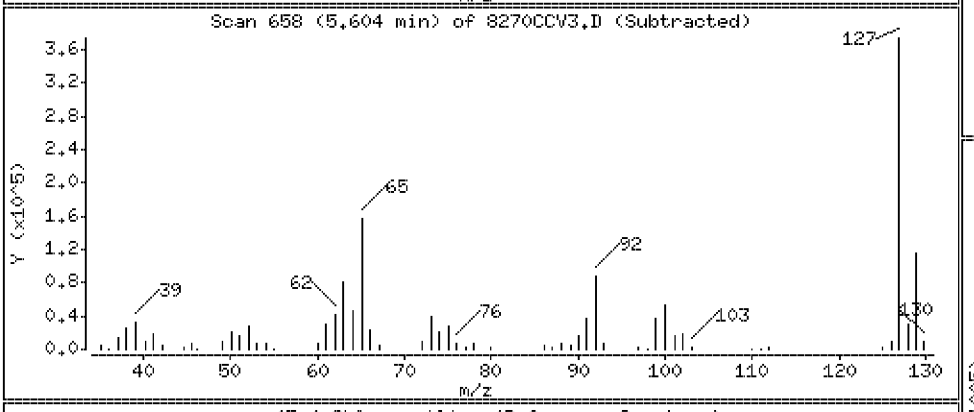

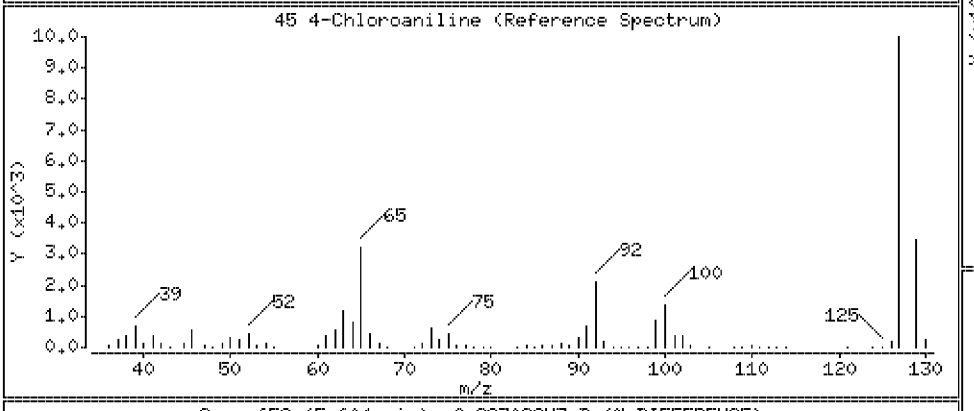

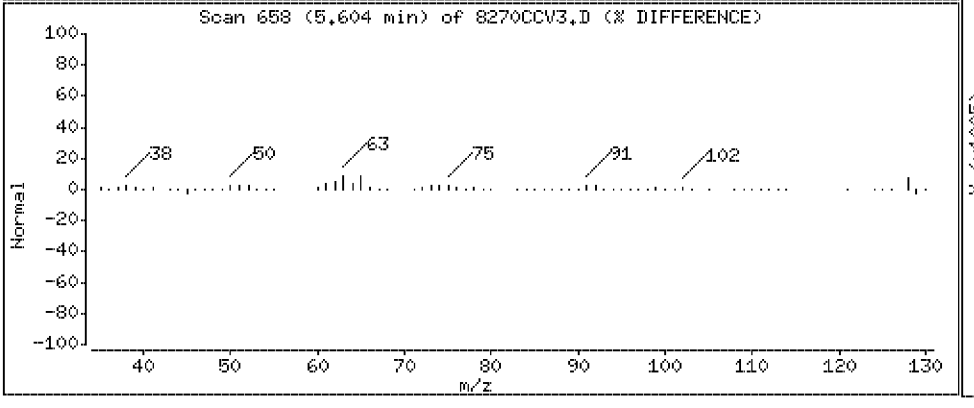

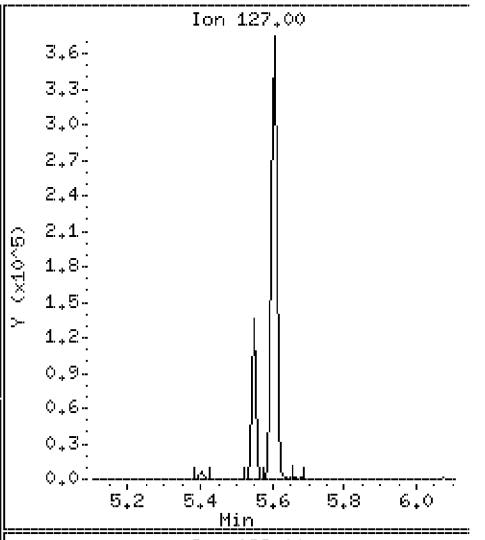

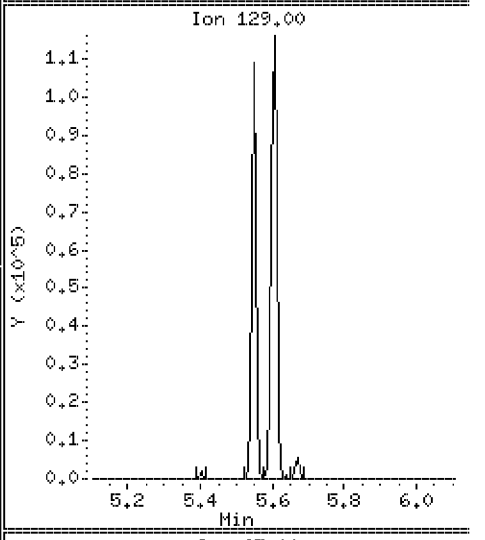

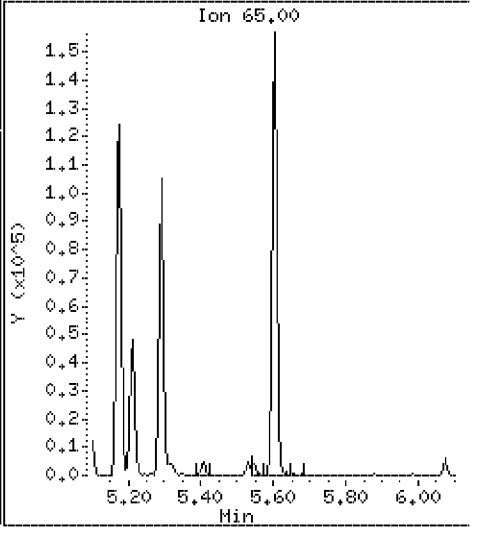

Data File: \\Svecd04\DD\chem\smsd03.i\S305031P.b\8270CCV3.D

Date : 03-MAY-2012 15:10

Client ID: 8270CCV3 Instrument: smsd03.i

Sample Info: 45924

Purge Volume: 1000.0 Operator: PEL

Column phase: HPMS-5 Column diameter: 0.25

48 Hexachlorobutadiene Concentration: 50.2 ug/l

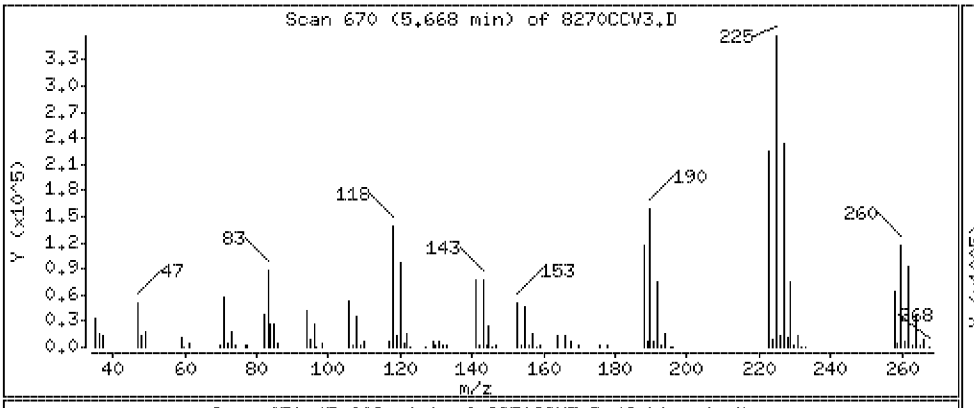

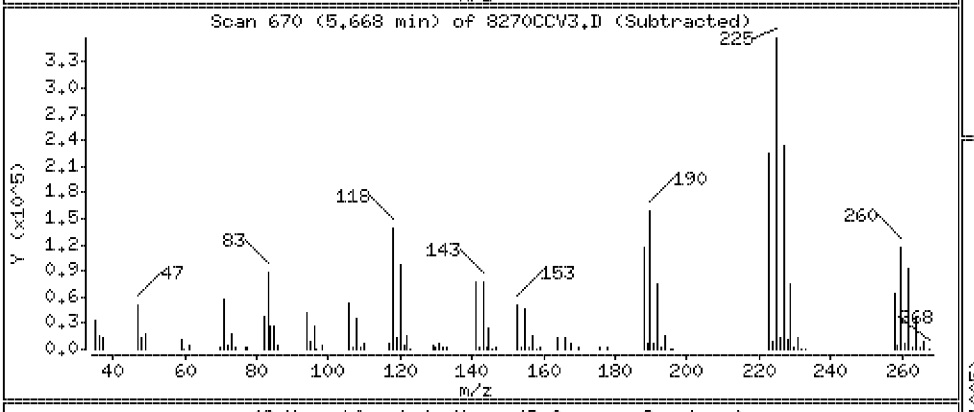

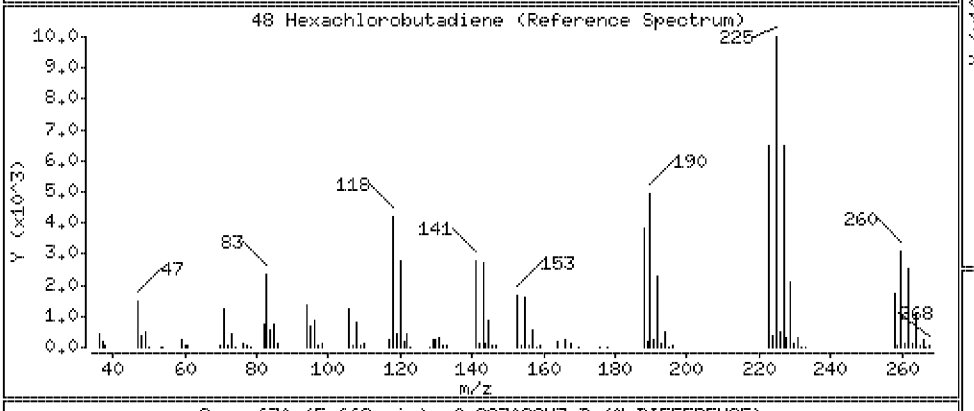

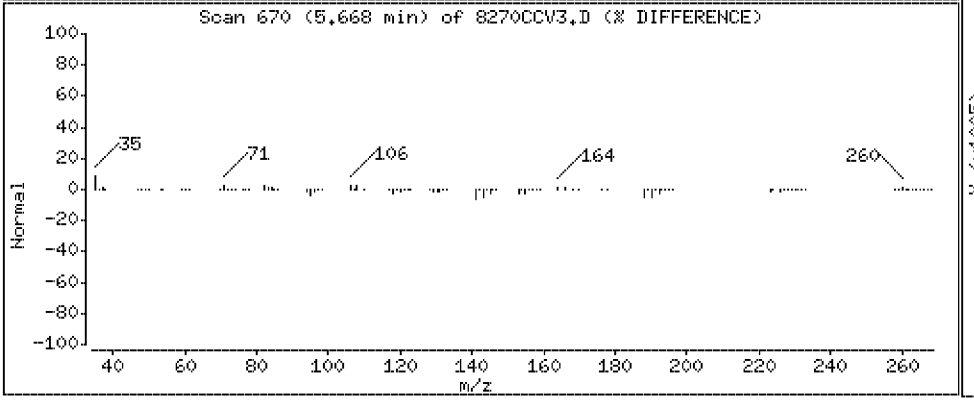

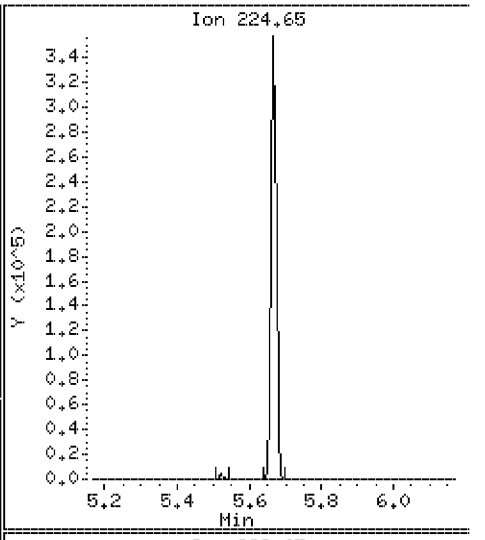

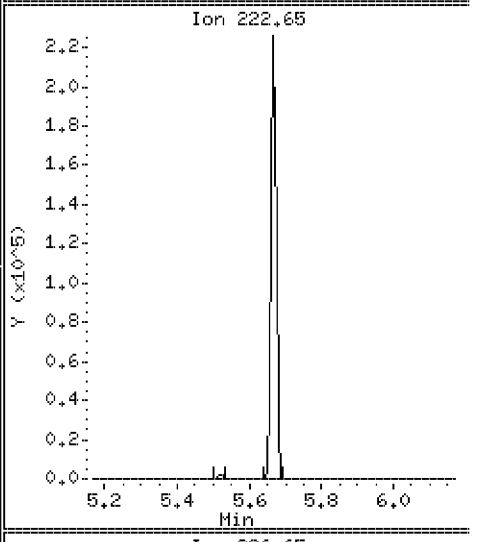

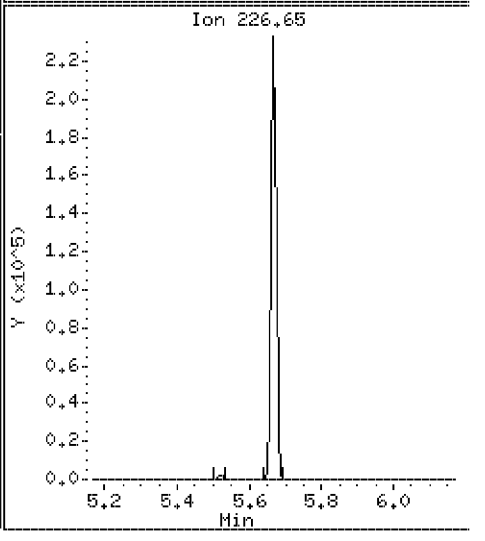

Data File: \\Svecd04\DD\chem\smsd03.i\S305031P.b\8270CCV3.D

Date : 03-MAY-2012 15:10

Client ID: 8270CCV3 Instrument: smsd03.i

Sample Info: 45924

Purge Volume: 1000.0 Operator: PEL

Column phase: HPMS-5 Column diameter: 0.25

51 4-Chloro-3-methylphenol Concentration: 48.4 ug/l

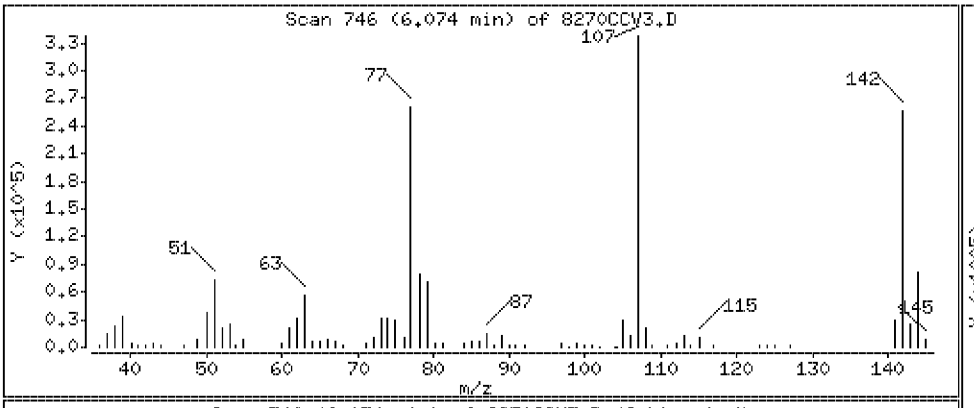

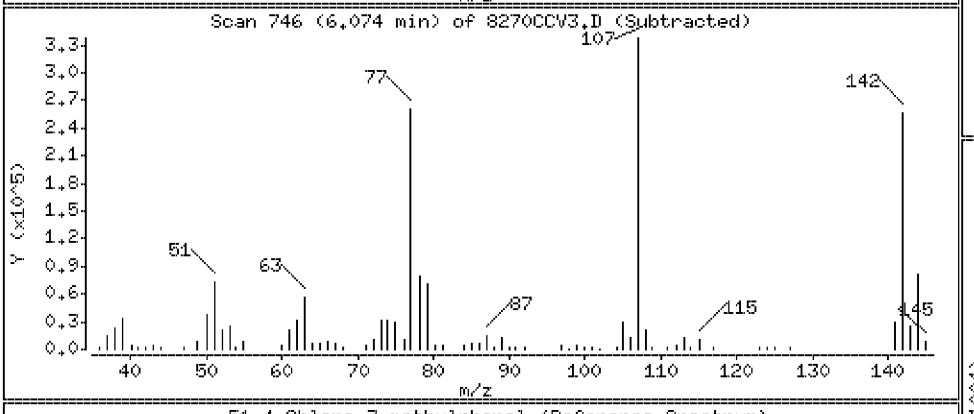

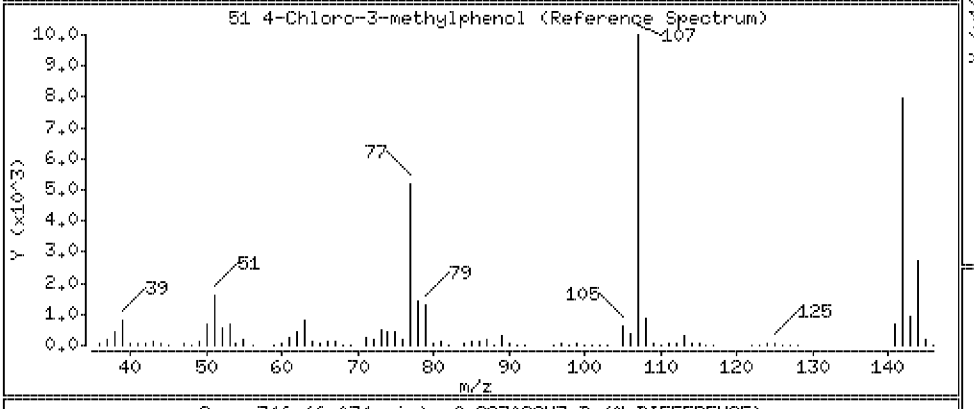

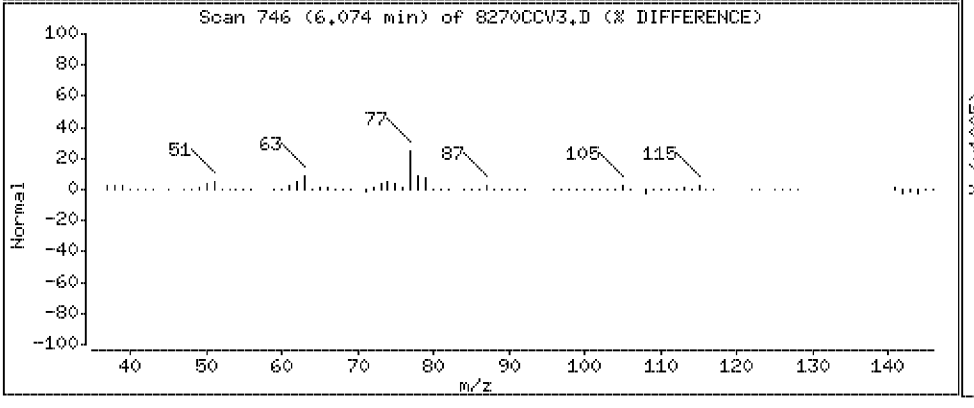

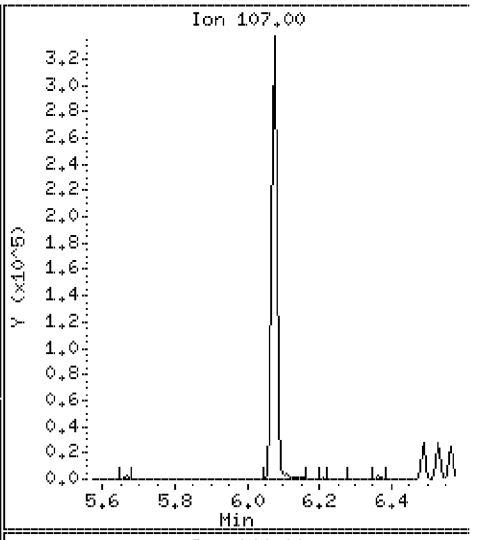

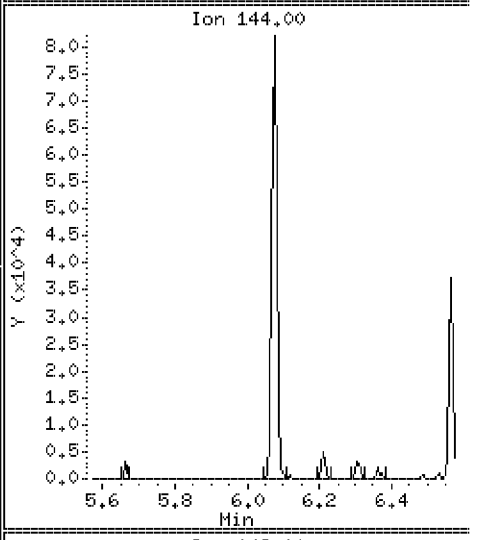

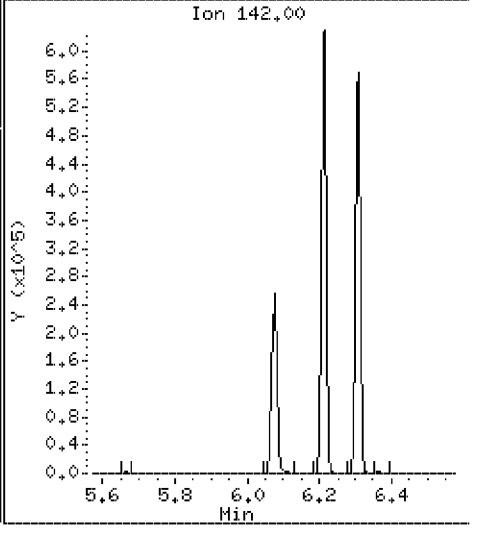

Data File: \\Svecd04\DD\chem\smsd03.i\S305031P.b\8270CCV3.D

Date : 03-MAY-2012 15:10

Client ID: 8270CCV3 Instrument: smsd03.i

Sample Info: 45924

Purge Volume: 1000.0 Operator: PEL

Column phase: HPMS-5 Column diameter: 0.25

53 2-Methylnaphthalene Concentration: 46.9 ug/l

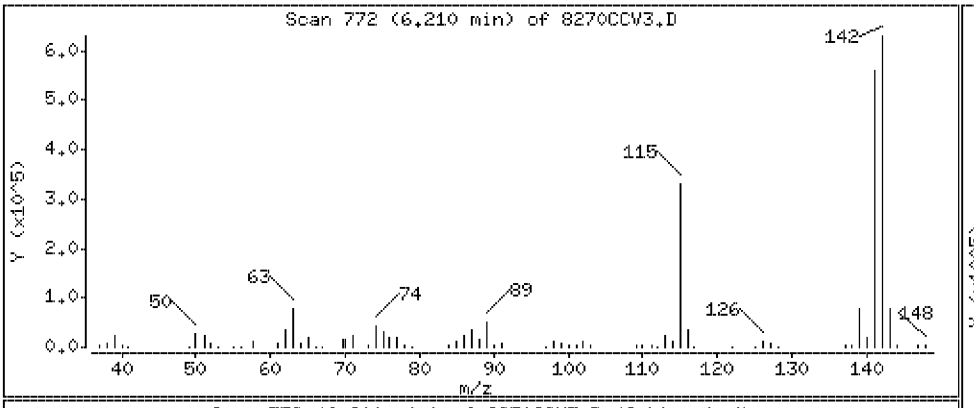

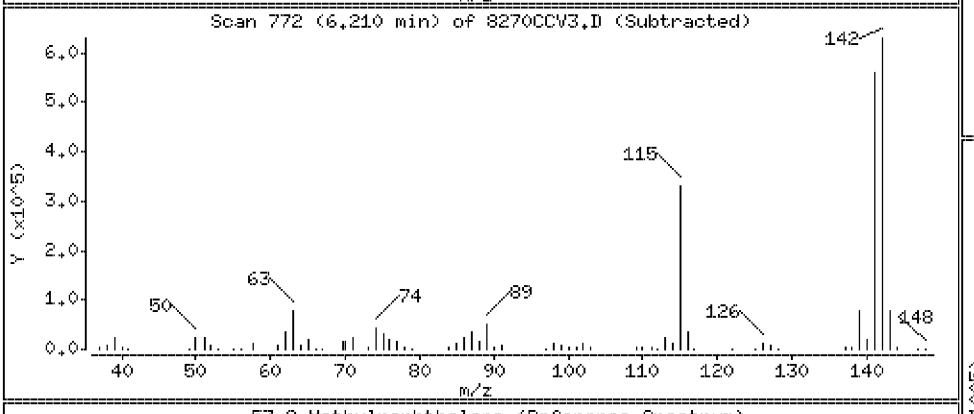

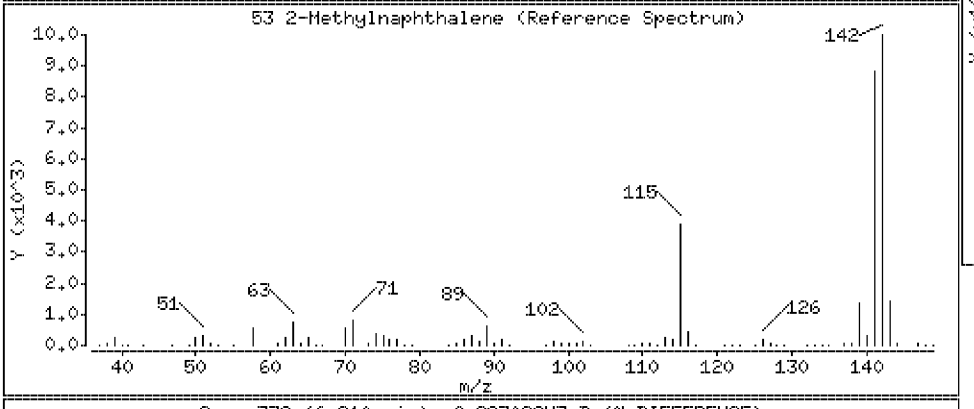

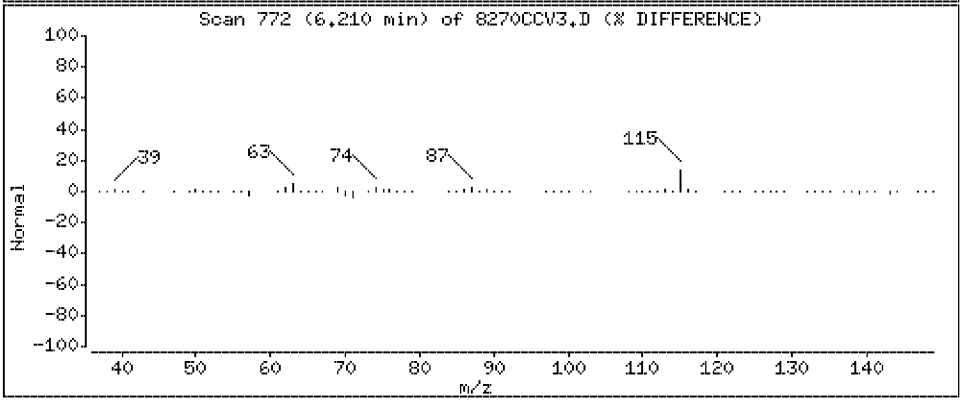

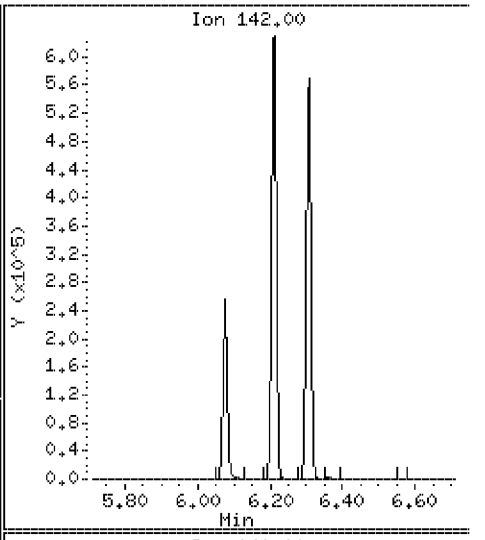

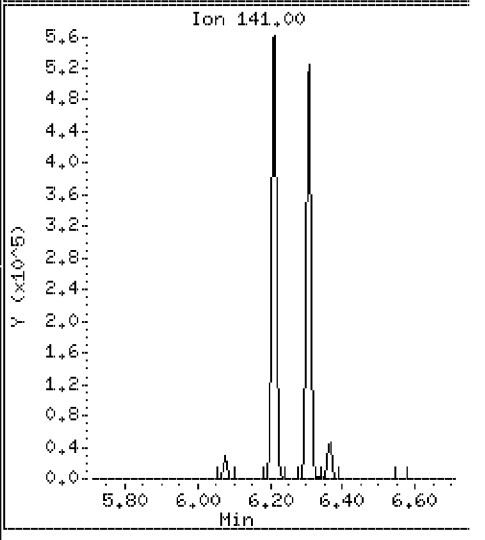

Data File: \\Svecd04\DD\chem\smsd03.i\S305031P.b\8270CCV3.D

Date : 03-MAY-2012 15:10

Client ID: 8270CCV3 Instrument: smsd03.i

Sample Info: 45924

Purge Volume: 1000.0 Operator: PEL

Column phase: HPMS-5 Column diameter: 0.25

54 1-Methylnaphthalene Concentration: 46.9 ug/l

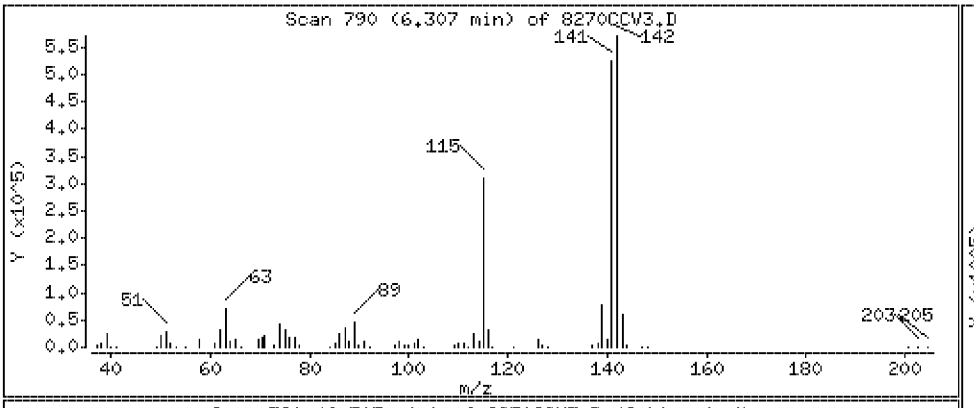

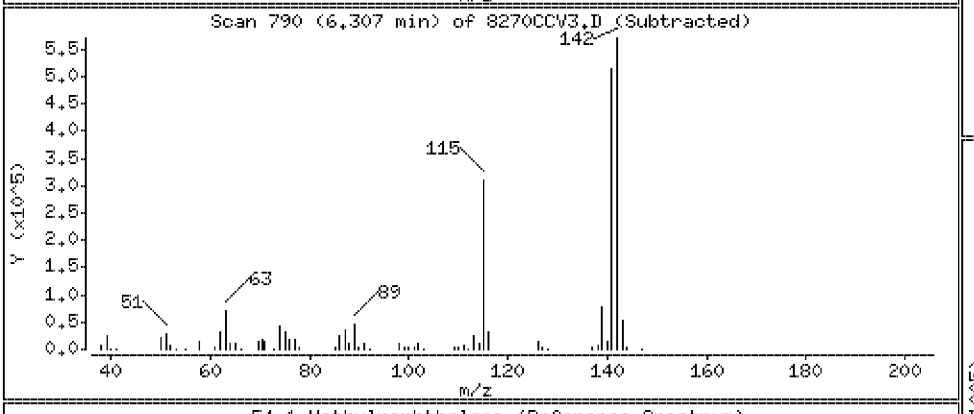

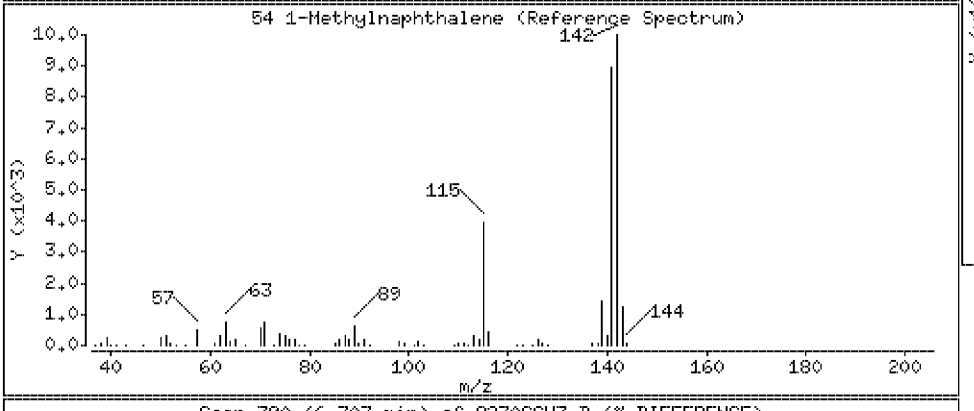

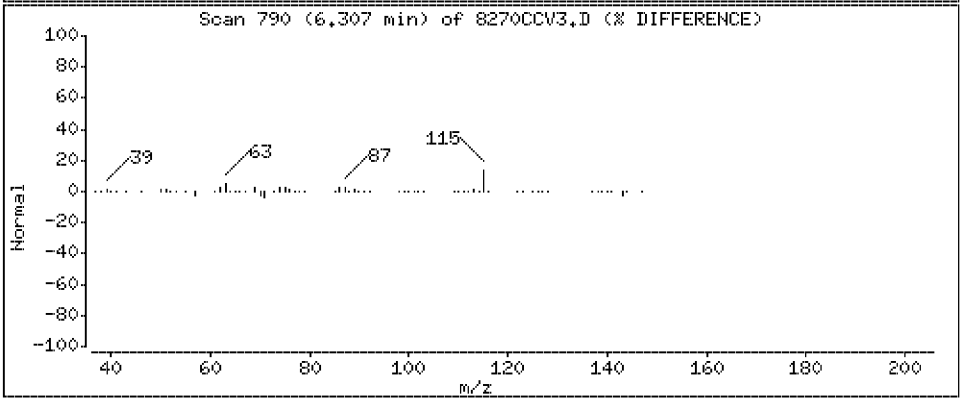

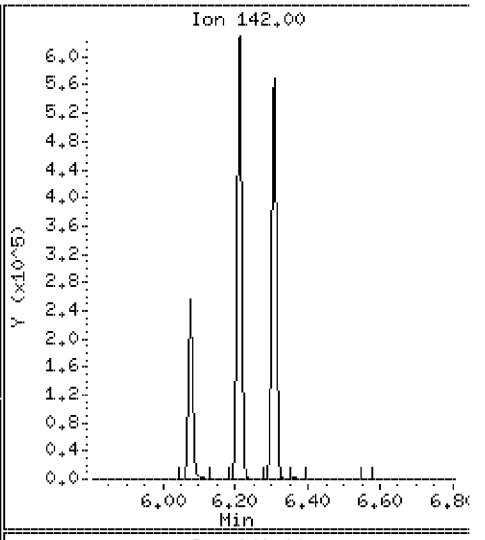

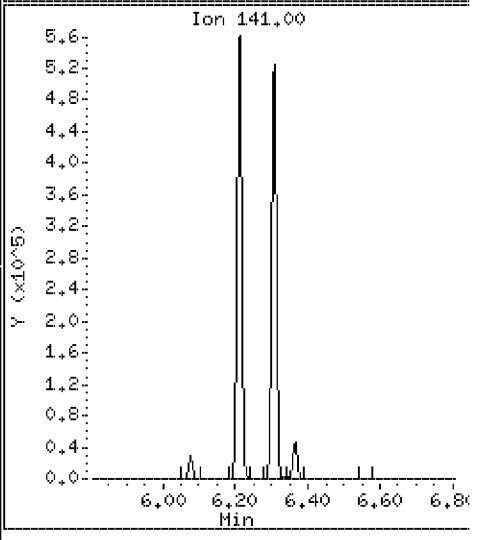

Data File: \\Svecd04\DD\chem\smsd03.i\S305031P.b\8270CCV3.D

Date : 03-MAY-2012 15:10

Client ID: 8270CCV3 | Instrument: smsd03.i

Sample Info: 45924

Purge Volume: 1000.0 | Operator: PEL

Column phase: HPMS-5 | Column diameter: 0.25

55 Hexachlorocyclopentadiene | Concentration: 48.9 ug/l

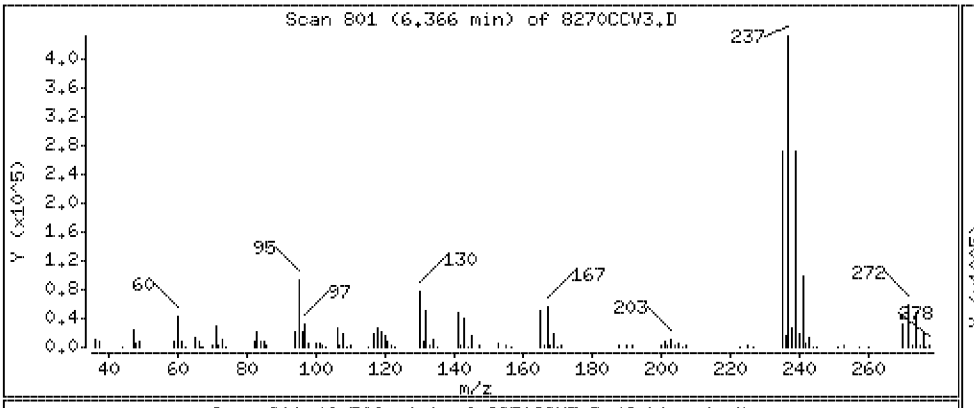

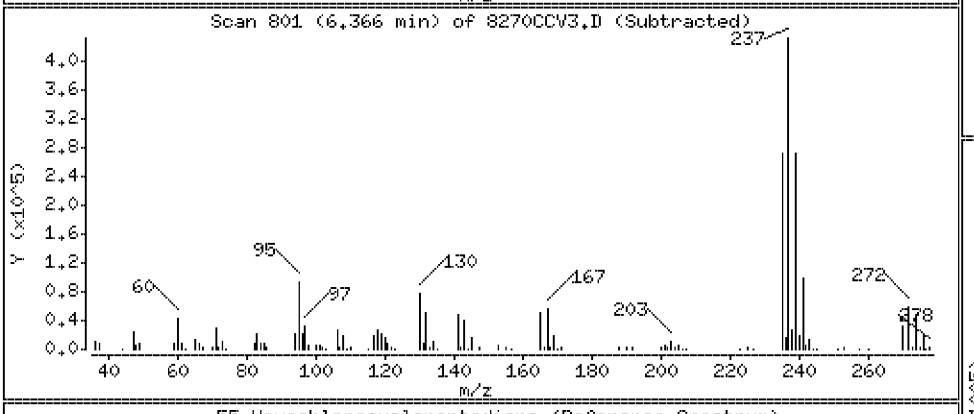

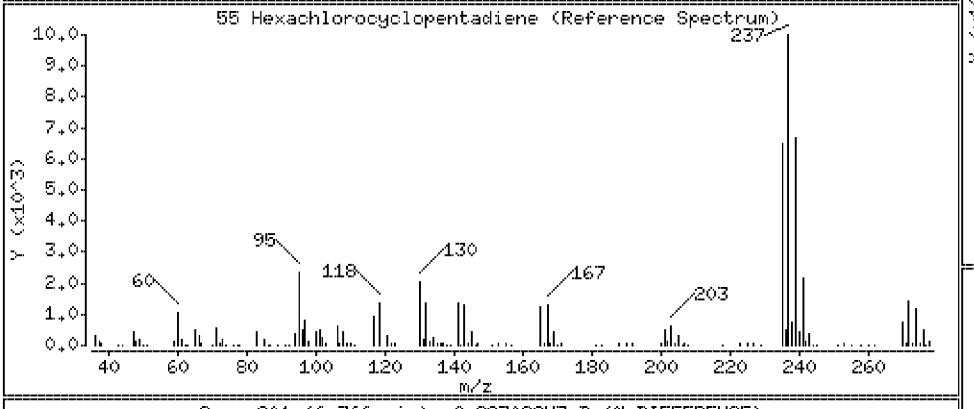

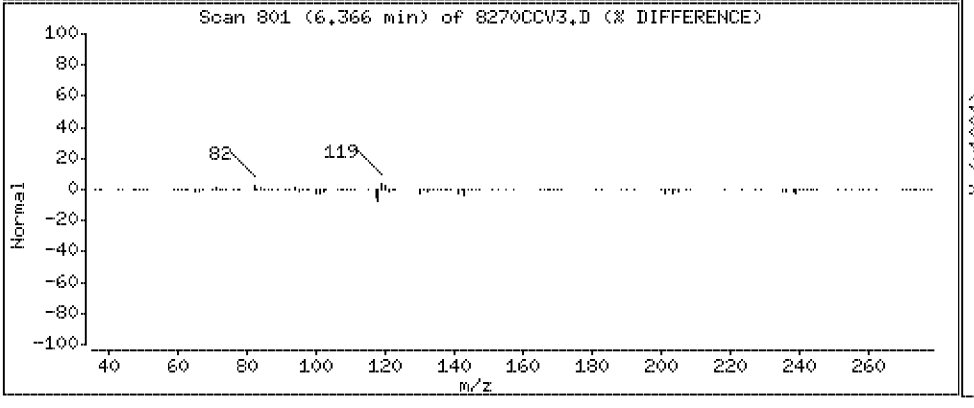

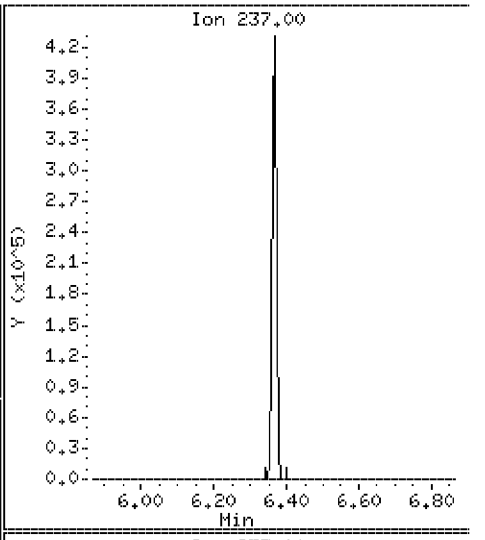

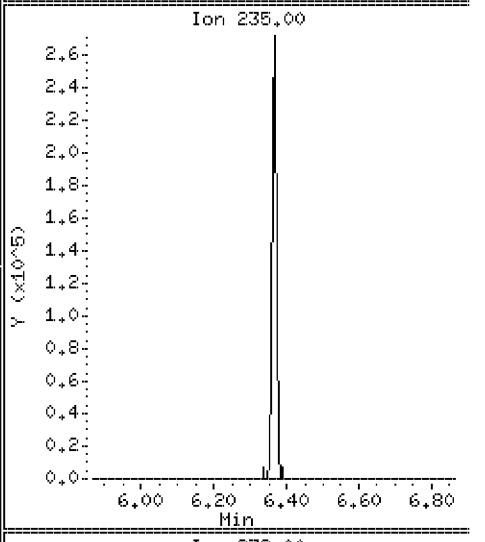

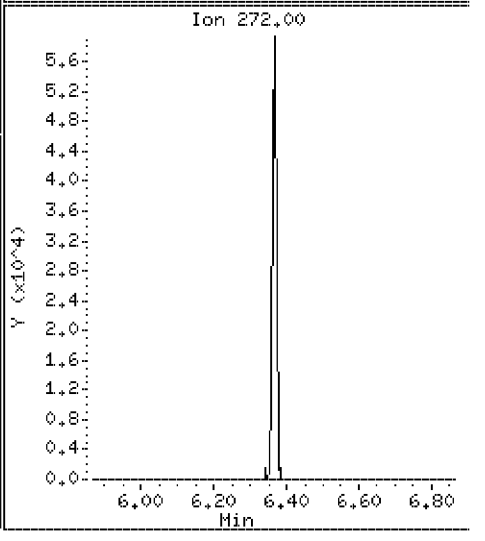

Data File: \\Svecd04\DD\chem\smsd03.i\S305031P.b\8270CCV3.D

Date : 03-MAY-2012 15:10

Client ID: 8270CCV3 Instrument: smsd03.i

Sample Info: 45924

Purge Volume: 1000.0 Operator: PEL

Column phase: HPMS-5 Column diameter: 0.25

57 2,4,6-Trichlorophenol Concentration: 44.1 ug/l

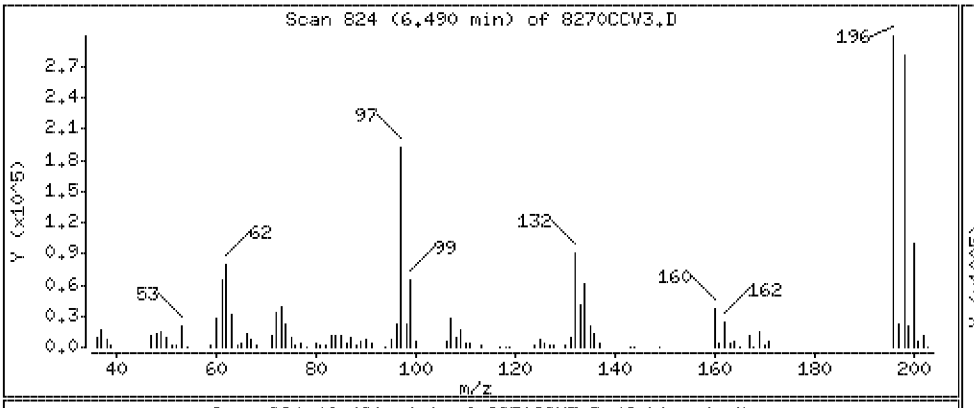

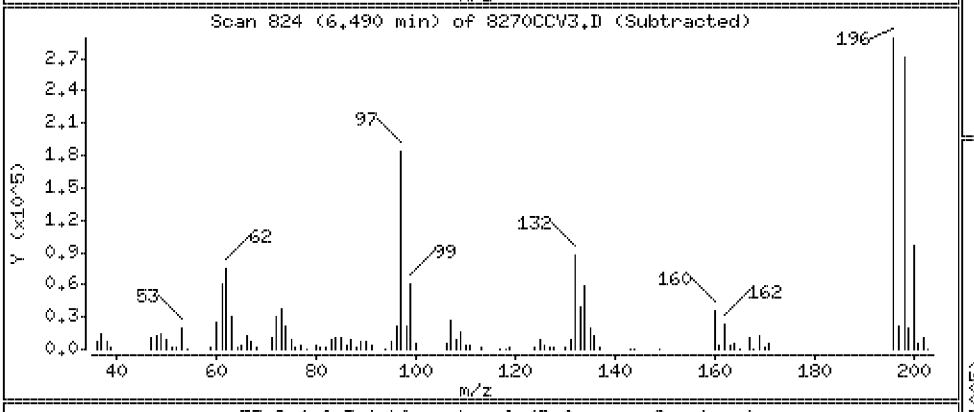

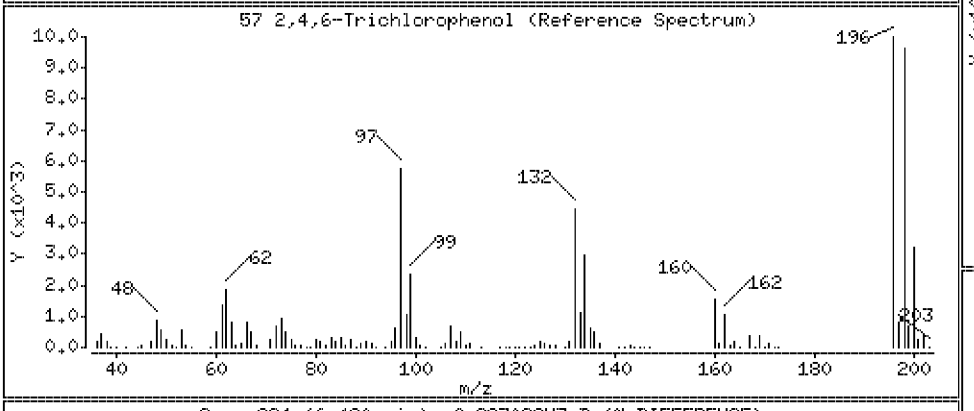

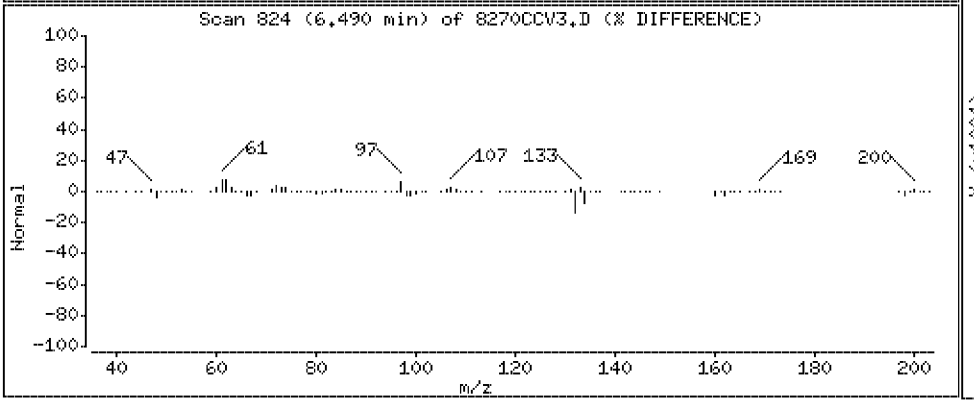

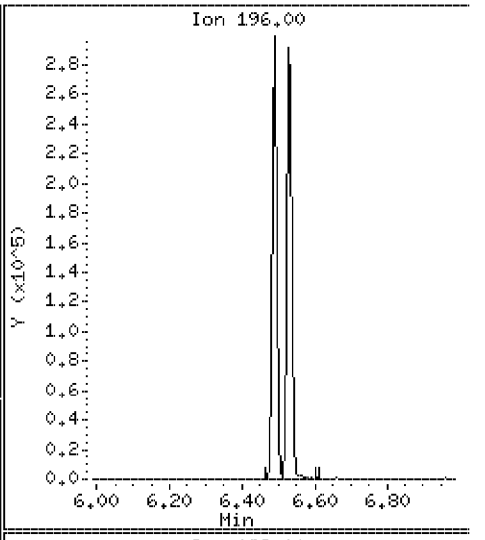

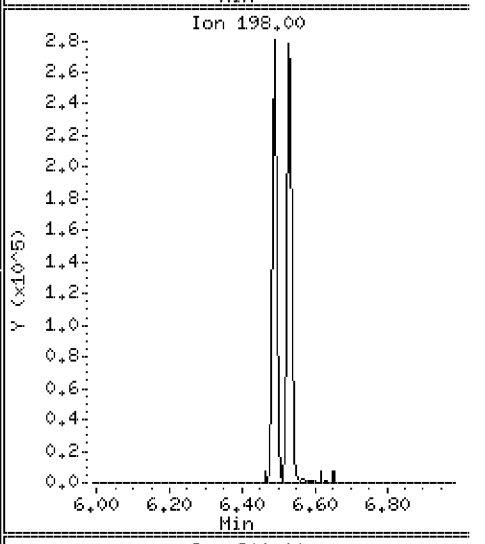

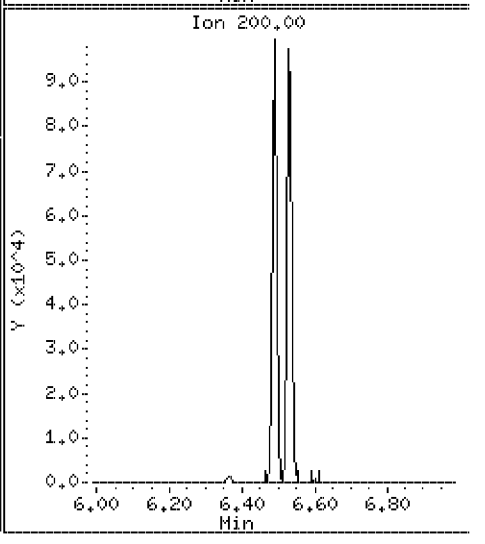

Data File: \\Svecd04\DD\chem\smsd03.i\S305031P.b\8270CCV3.D

Date : 03-MAY-2012 15:10

Client ID: 8270CCV3 Instrument: smsd03.i

Sample Info: 45924

Purge Volume: 1000.0 Operator: PEL

Column phase: HPMS-5 Column diameter: 0.25

58 2,4,5-Trichlorophenol Concentration: 51.6 ug/l

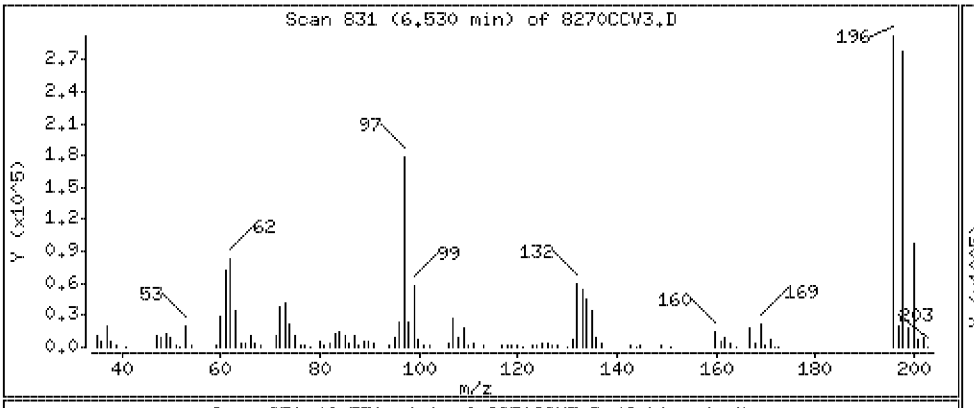

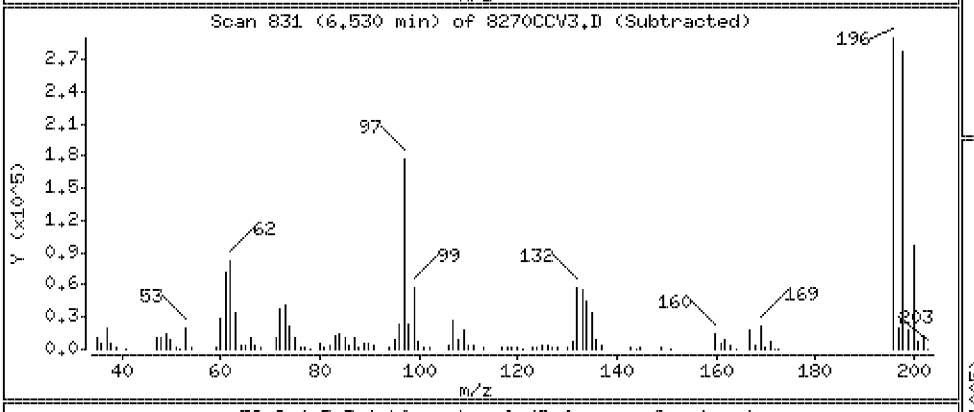

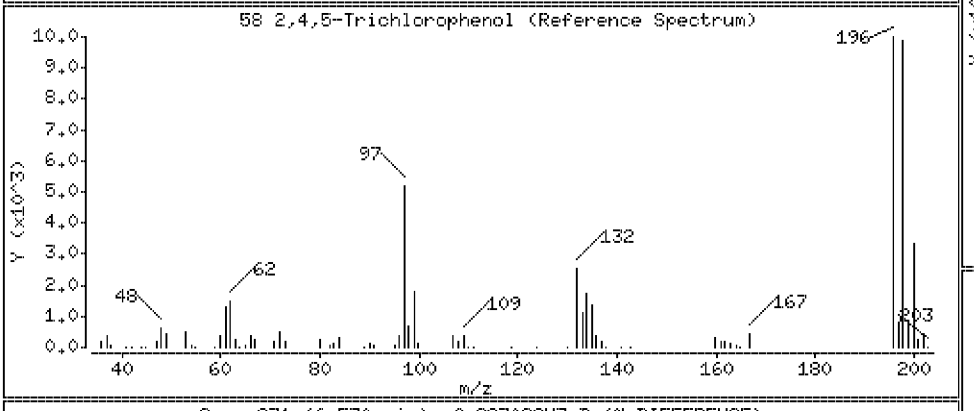

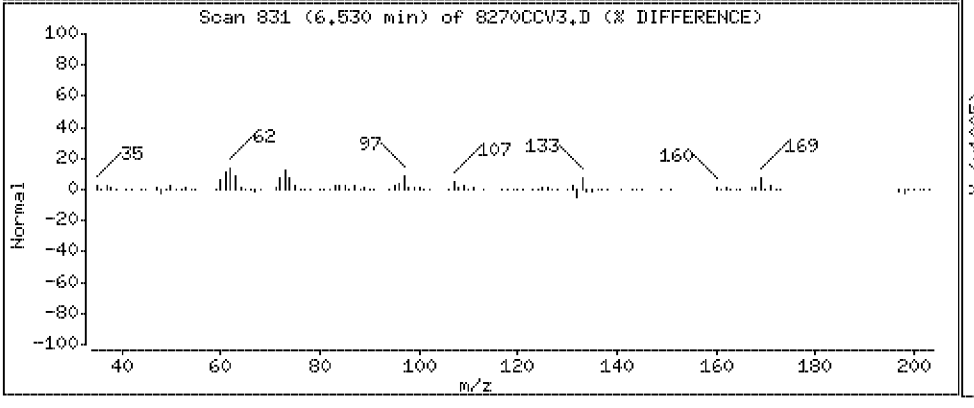

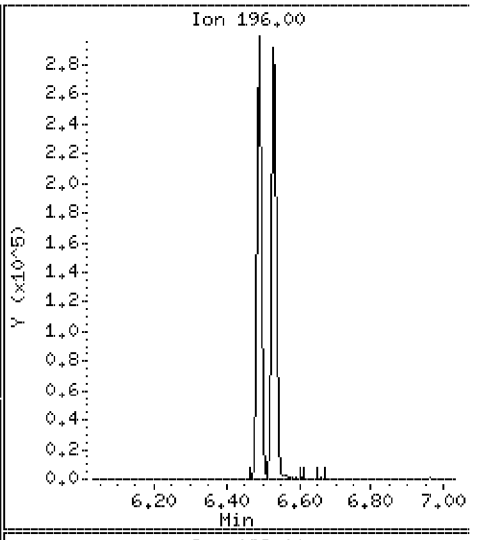

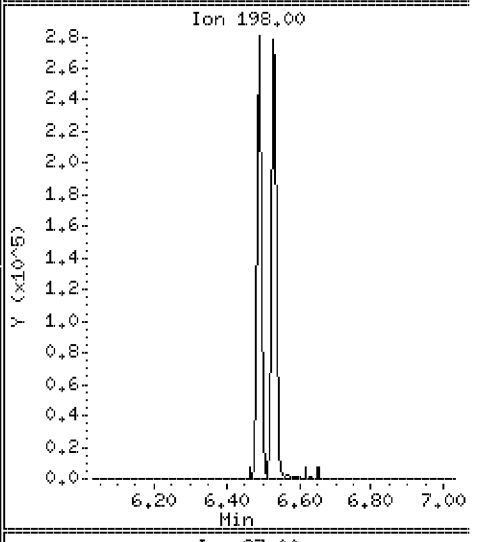

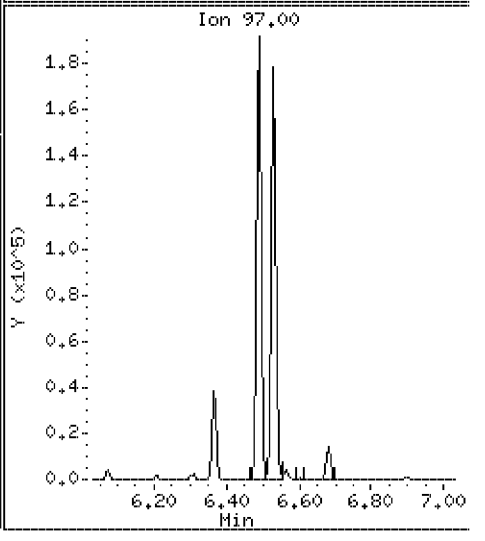

Data File: \\Svecd04\DD\chem\smsd03.i\S305031P.b\8270CCV3.D

Date : 03-MAY-2012 15:10

Client ID: 8270CCV3 Instrument: smsd03.i

Sample Info: 45924

Purge Volume: 1000.0 Operator: PEL

Column phase: HPMS-5 Column diameter: 0.25

62 2-Chloronaphthalene Concentration: 46.7 ug/l

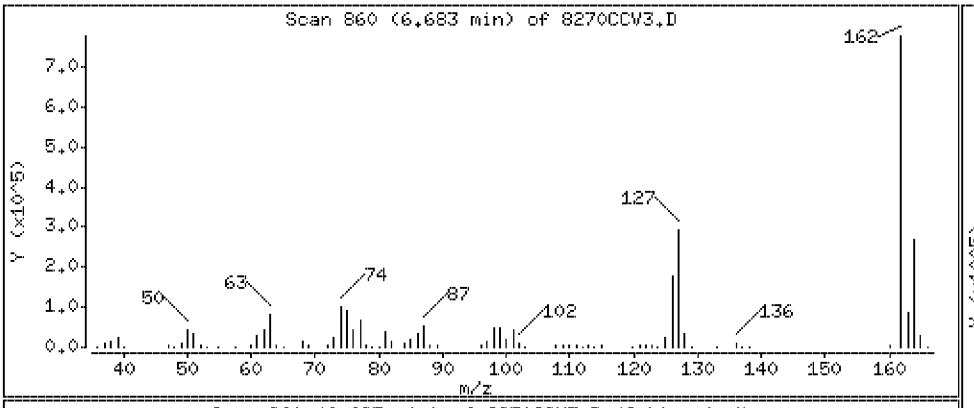

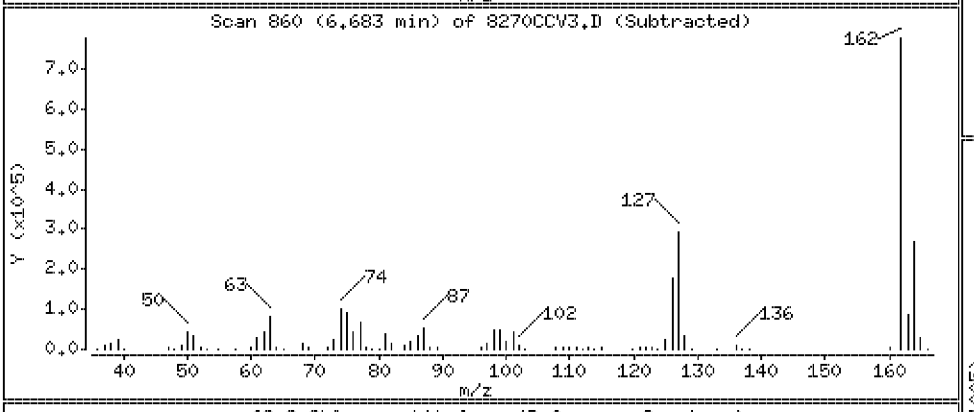

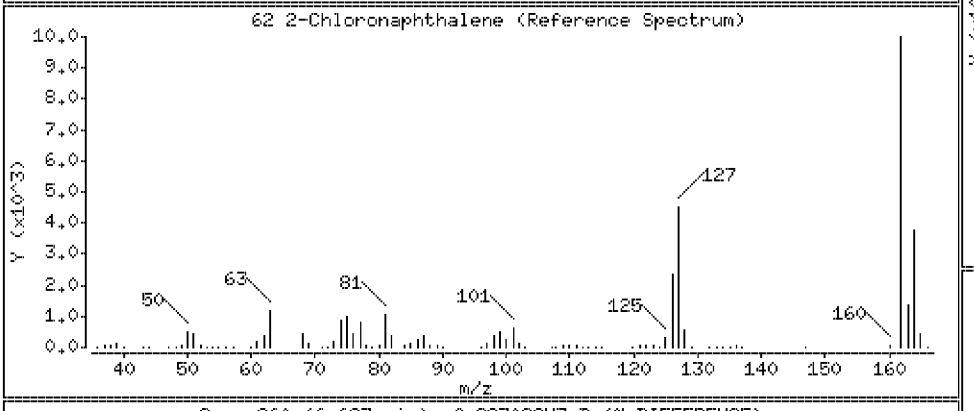

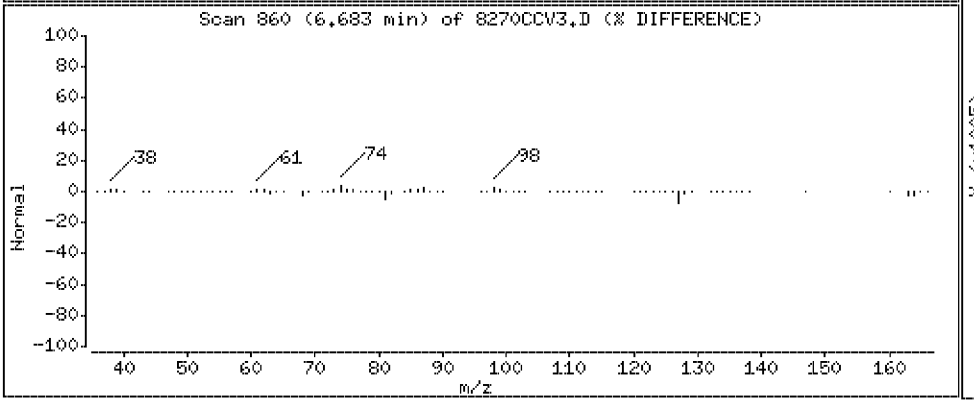

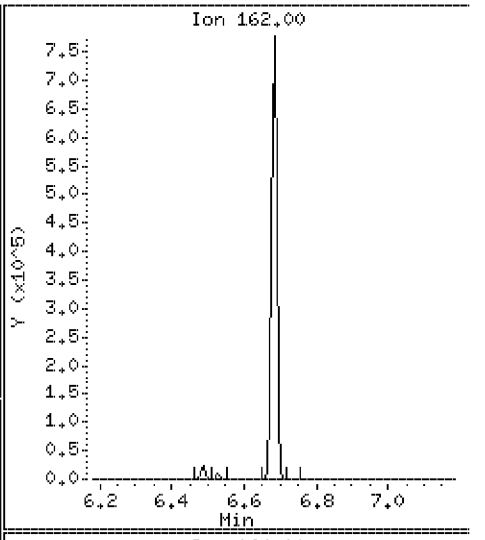

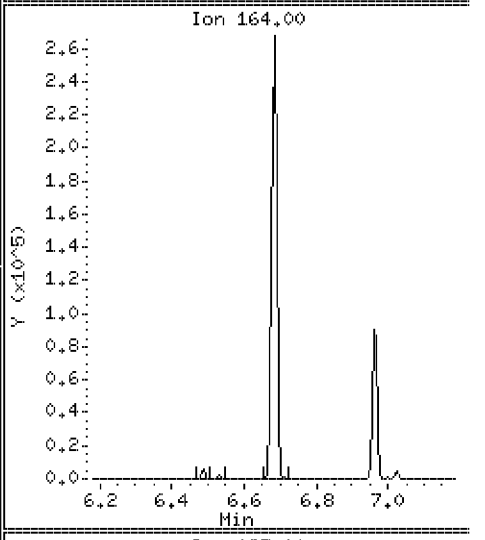

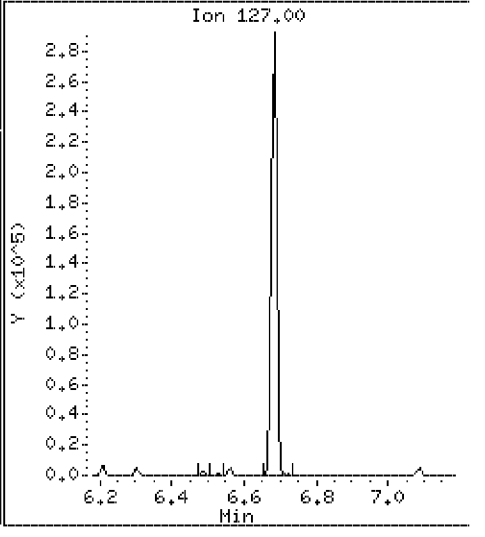

Data File: \\Svecd04\DD\chem\smsd03.i\S305031P.b\8270CCV3.D

Date : 03-MAY-2012 15:10

Client ID: 8270CCV3 Instrument: smsd03.i

Sample Info: 45924

Purge Volume: 1000.0 Operator: PEL

Column phase: HPMS-5 Column diameter: 0.25

63 2-Nitroaniline Concentration: 47.7 ug/l

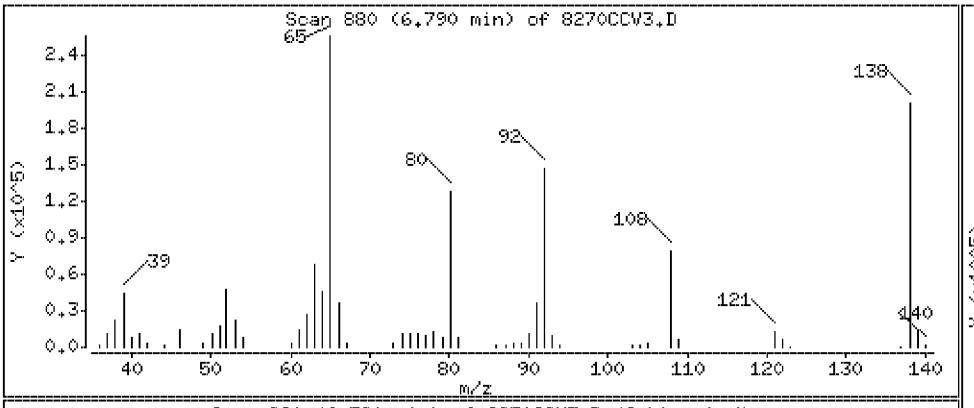

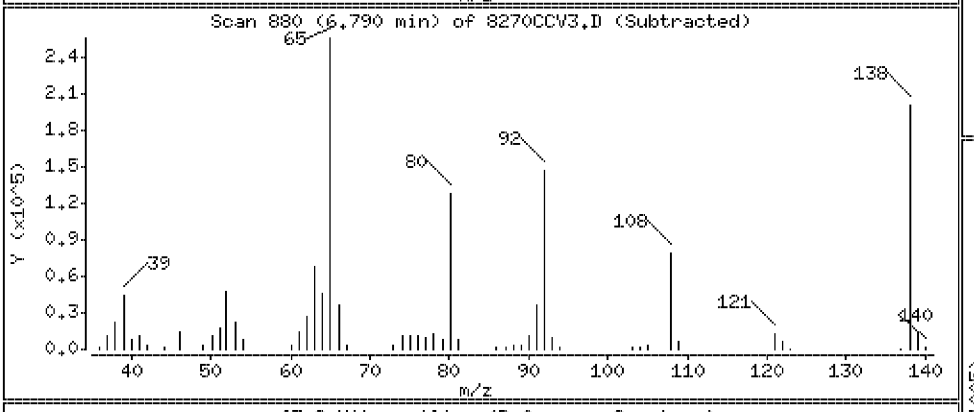

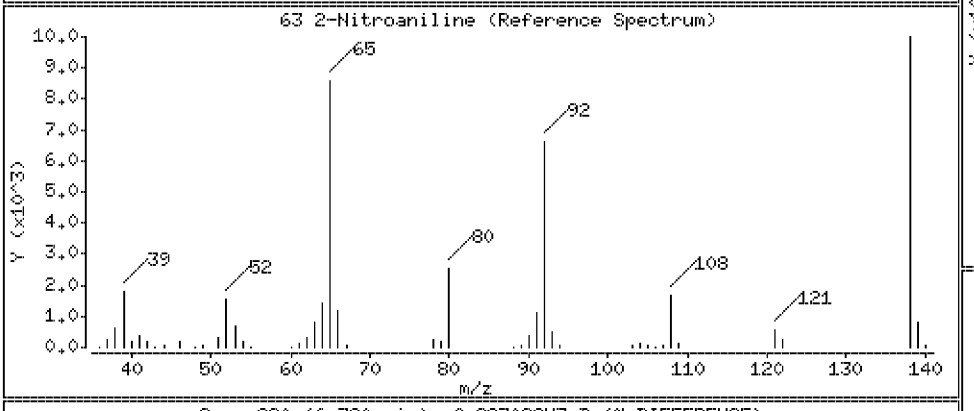

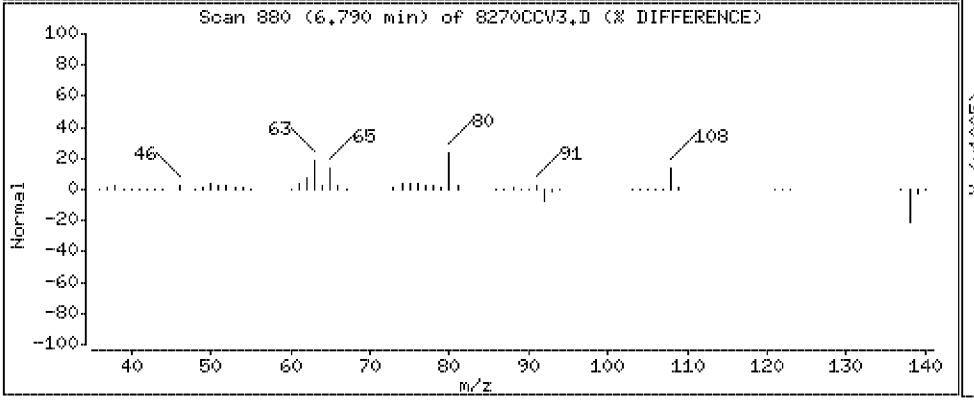

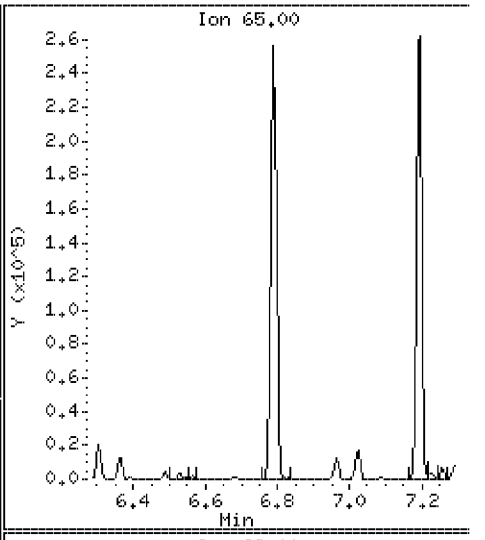

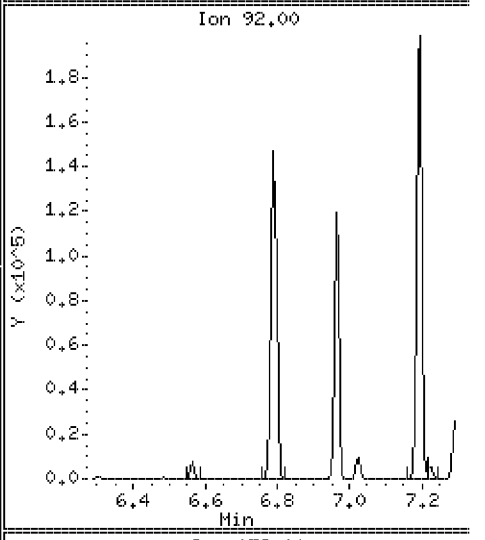

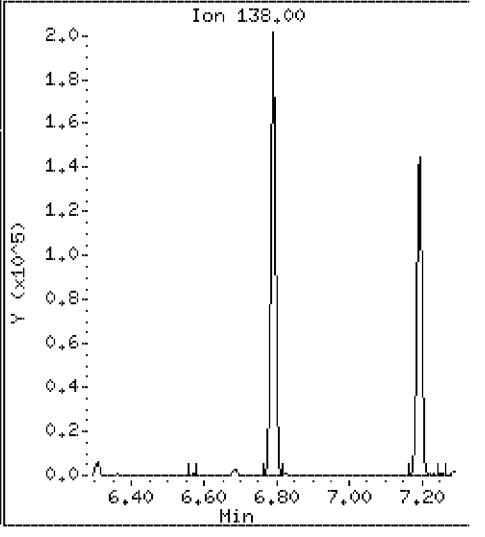

Data File: \\Svecd04\DD\chem\smsd03.i\S305031P.b\8270CCV3.D

Date : 03-MAY-2012 15:10

Client ID: 8270CCV3 Instrument: smsd03.i

Sample Info: 45924

Purge Volume: 1000.0 Operator: PEL

Column phase: HPMS-5 Column diameter: 0.25

65 Dimethylphthalate Concentration: 47.9 ug/l

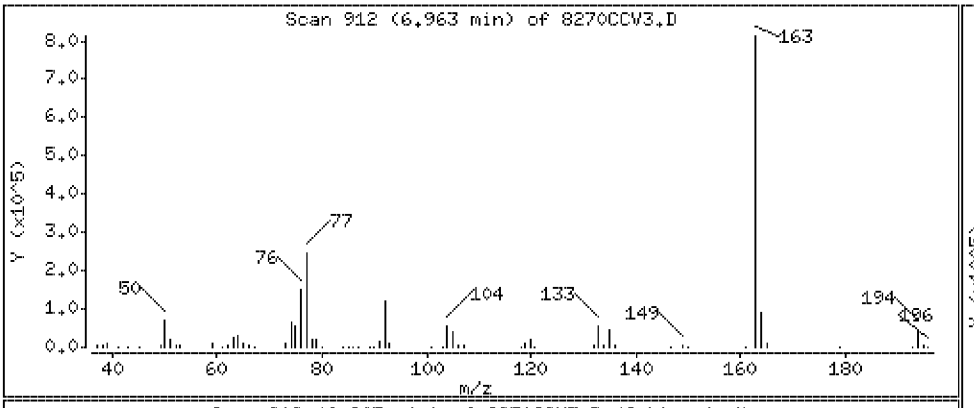

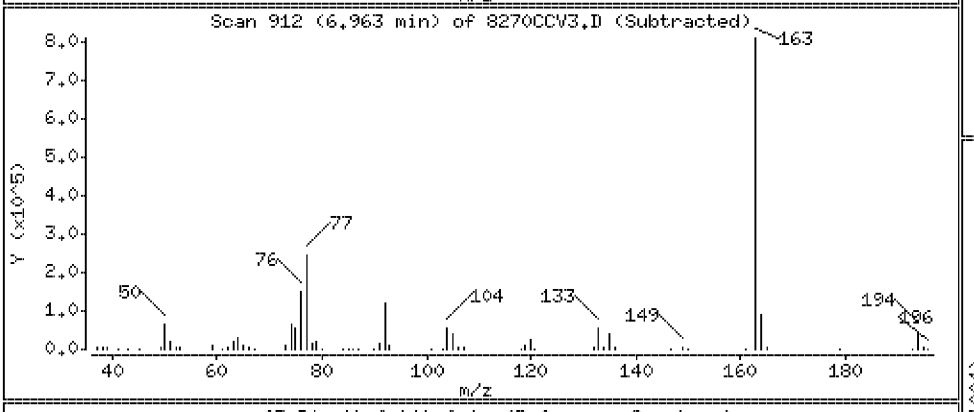

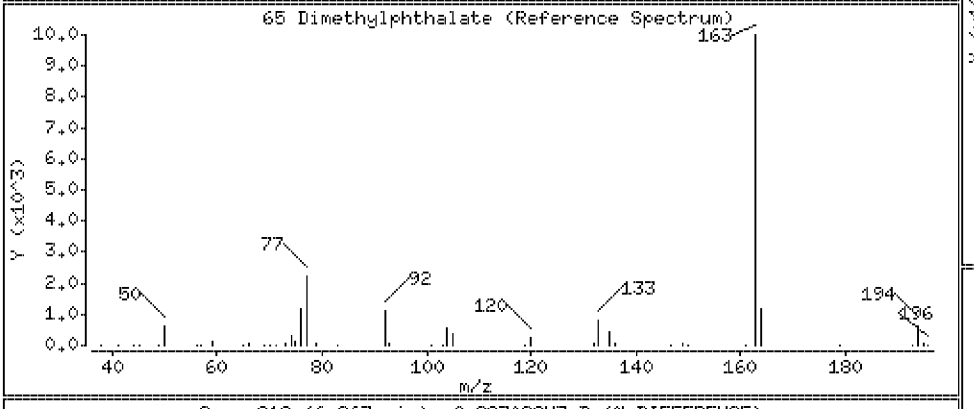

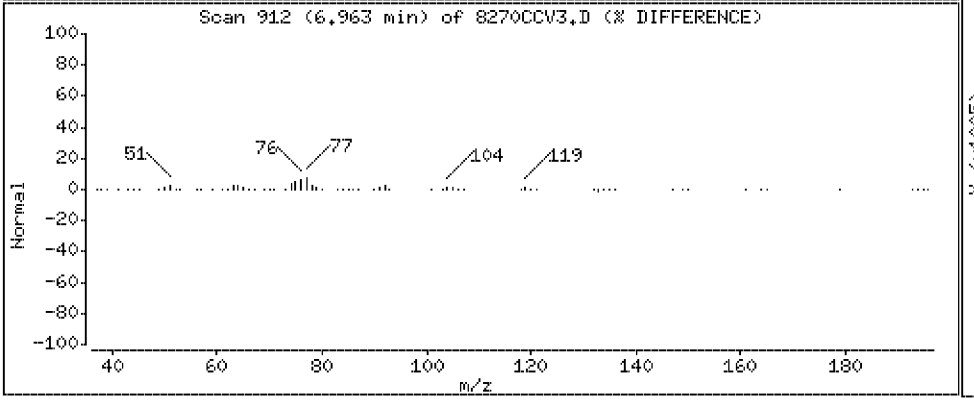

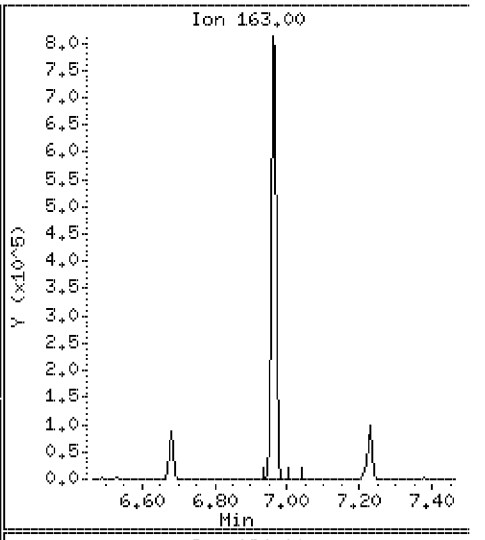

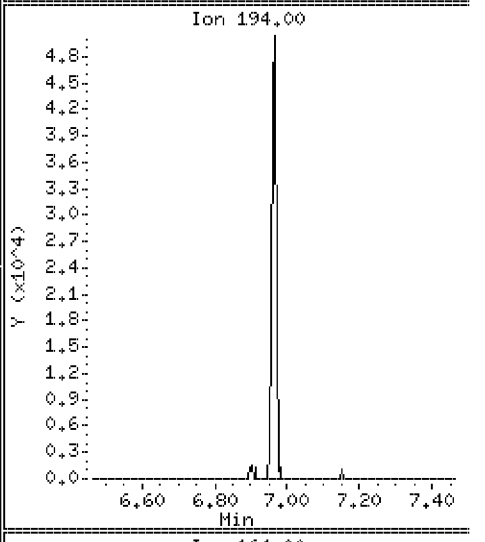

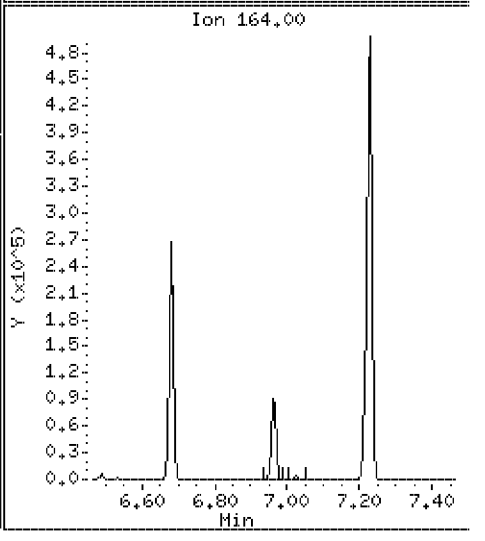

Data File: \\Svecd04\DD\chem\smsd03.i\S305031P.b\8270CCV3.D

Date : 03-MAY-2012 15:10

Client ID: 8270CCV3 Instrument: smsd03.i

Sample Info: 45924

Purge Volume: 1000.0 Operator: PEL

Column phase: HPMS-5 Column diameter: 0.25

68 Acenaphthylene Concentration: 48.0 ug/l

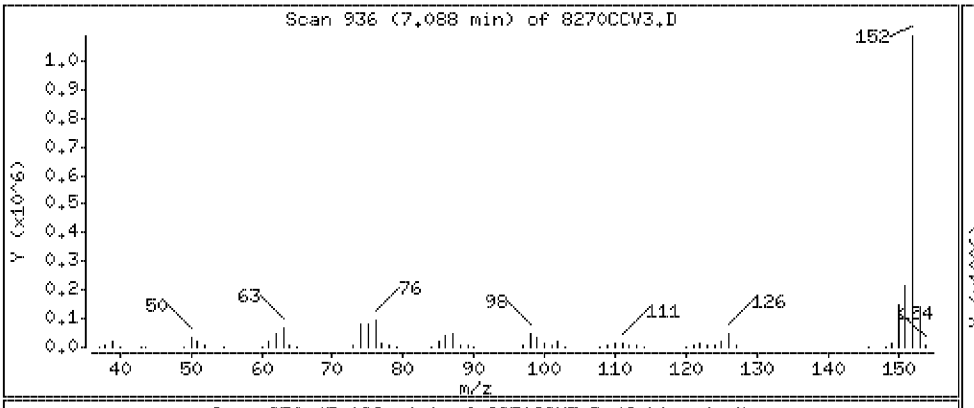

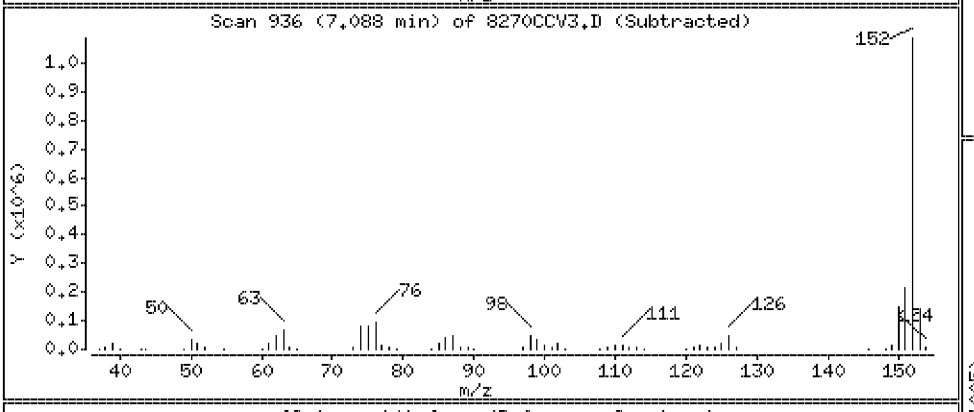

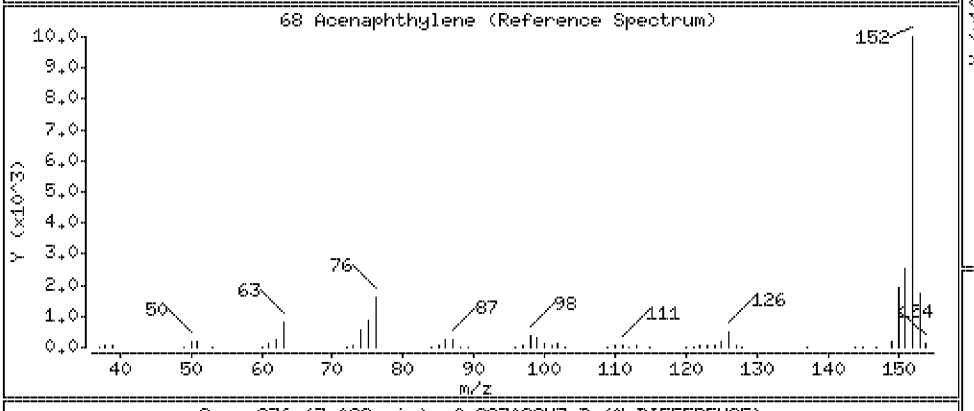

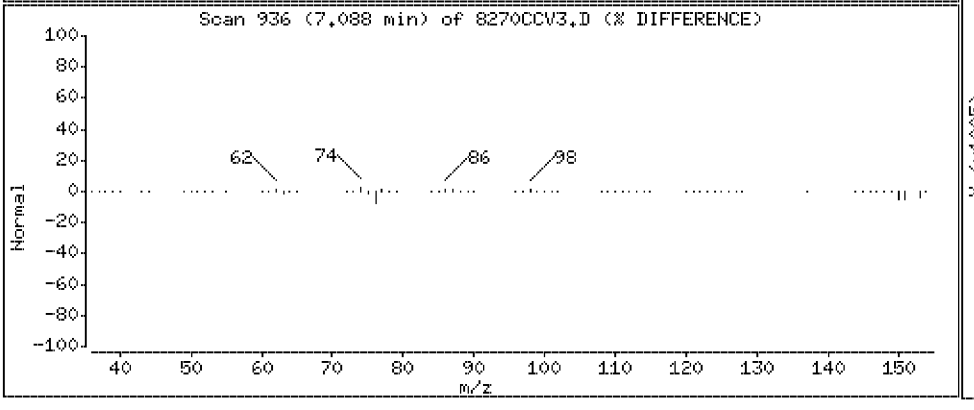

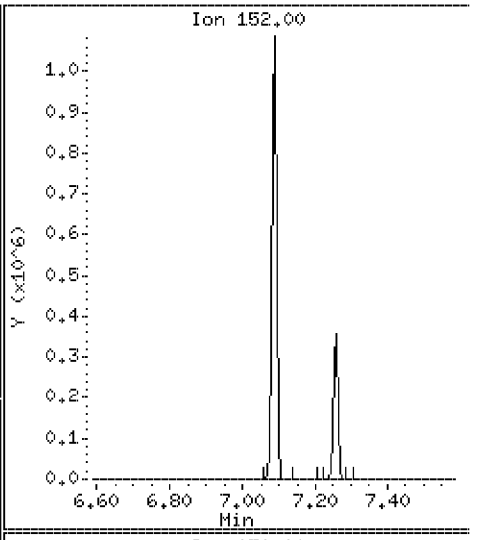

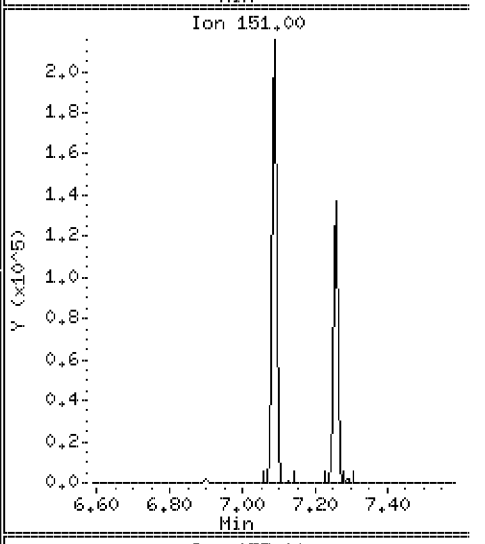

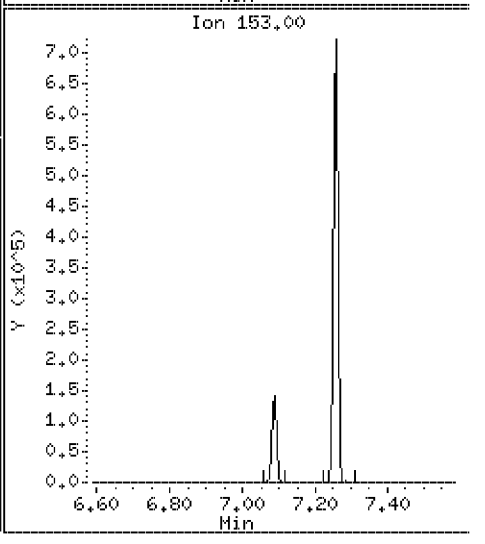

Data File: \\Svecd04\DD\chem\smsd03.i\S305031P.b\8270CCV3.D

Date : 03-MAY-2012 15:10

Client ID: 8270CCV3 Instrument: smsd03.i

Sample Info: 45924

Purge Volume: 1000.0 Operator: PEL

Column phase: HPMS-5 Column diameter: 0.25

67 2,6-Dinitrotoluene Concentration: 46.7 ug/l

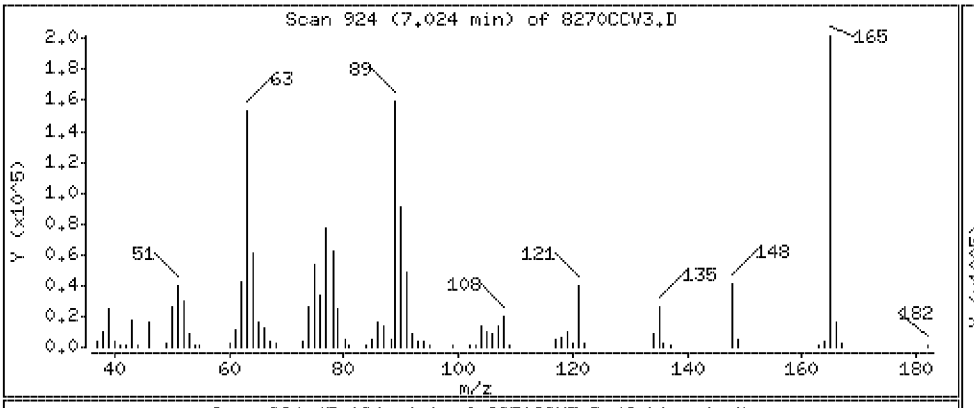

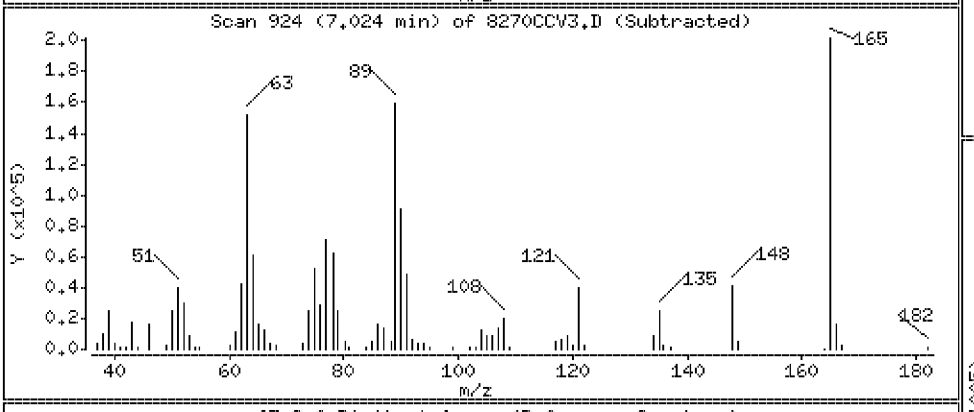

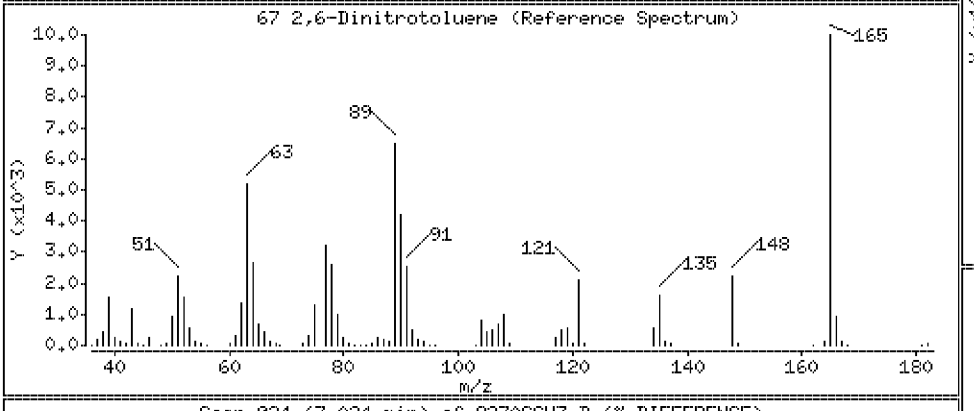

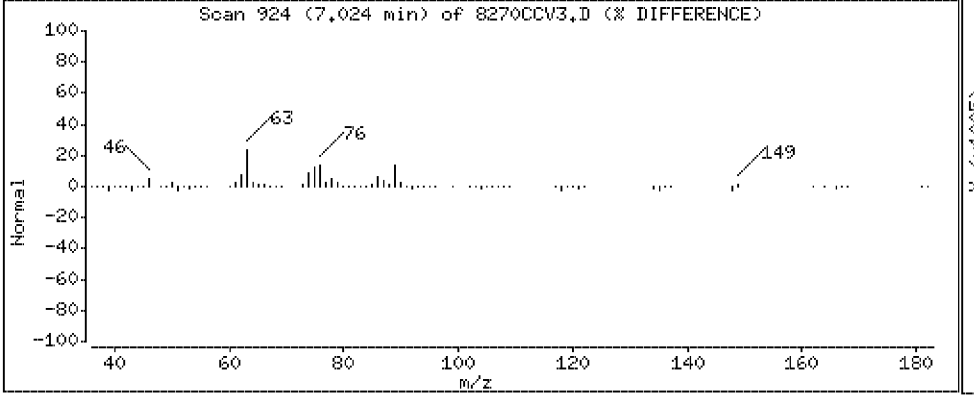

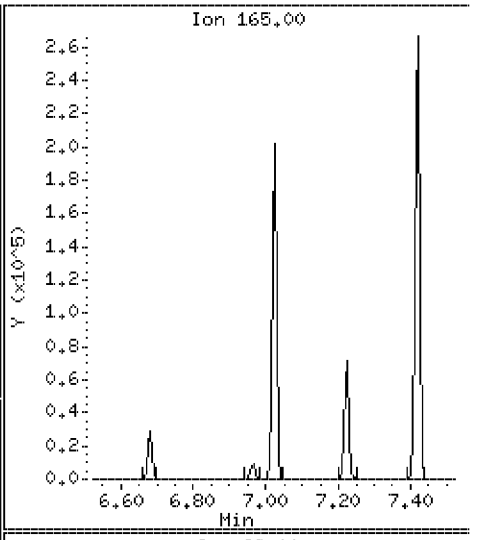

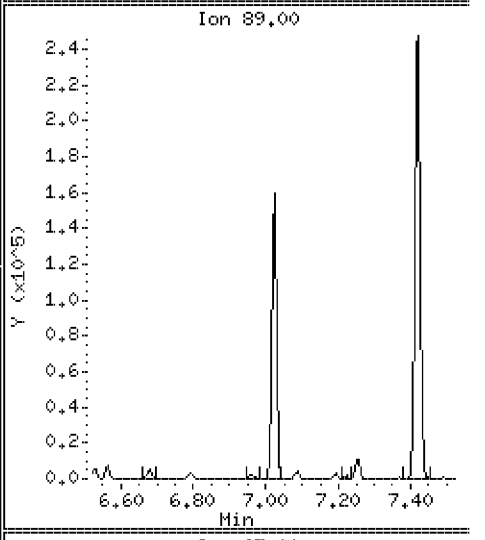

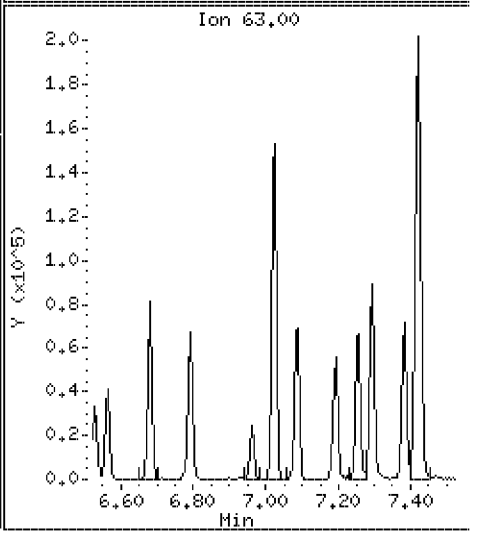

Data File: \\Svecd04\DD\chem\smsd03.i\S305031P.b\8270CCV3.D

Date : 03-MAY-2012 15:10

Client ID: 8270CCV3 Instrument: smsd03.i

Sample Info: 45924

Purge Volume: 1000.0 Operator: PEL

Column phase: HPMS-5 Column diameter: 0.25

69 3-Nitroaniline Concentration: 43.8 ug/l

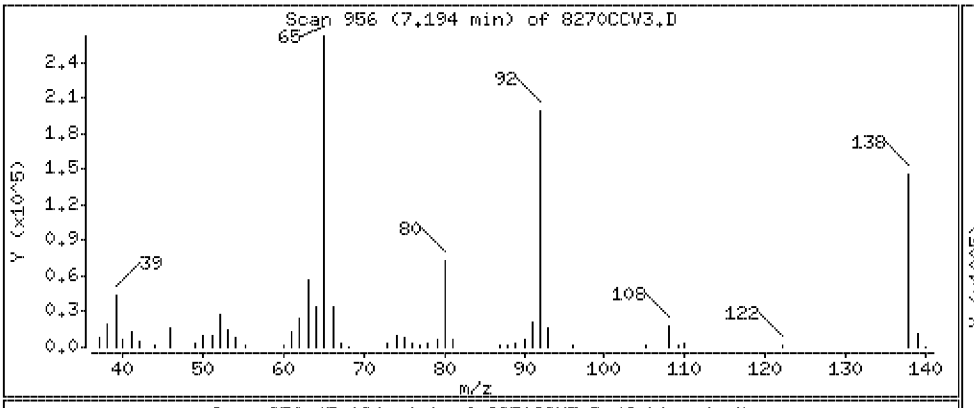

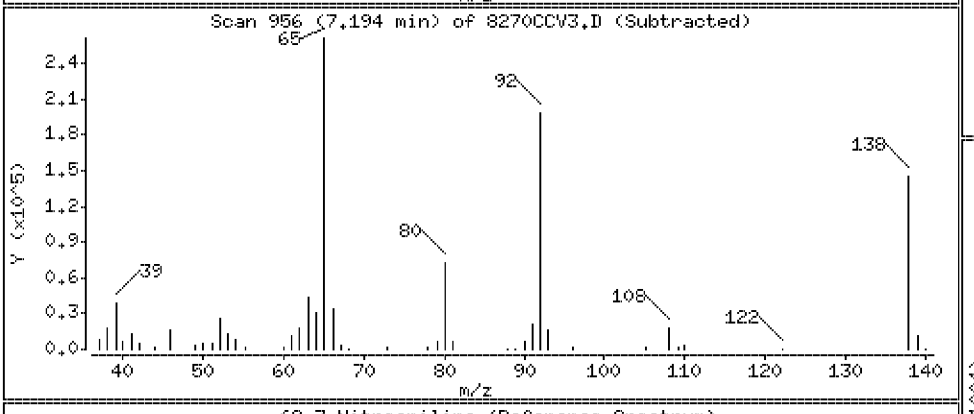

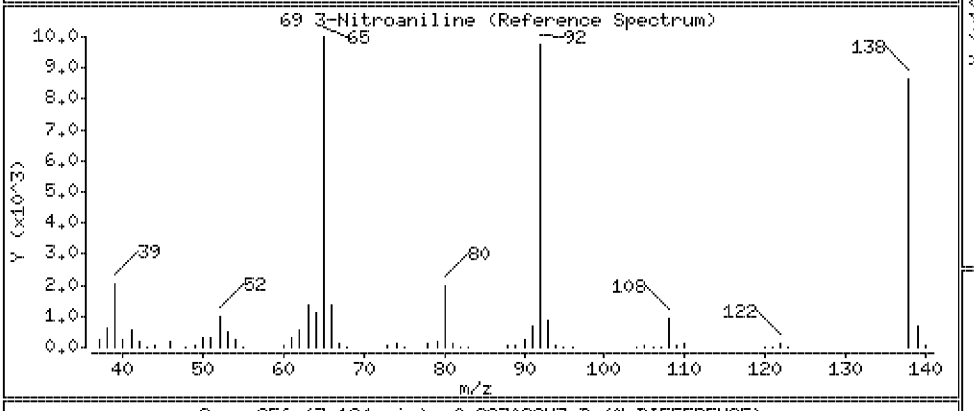

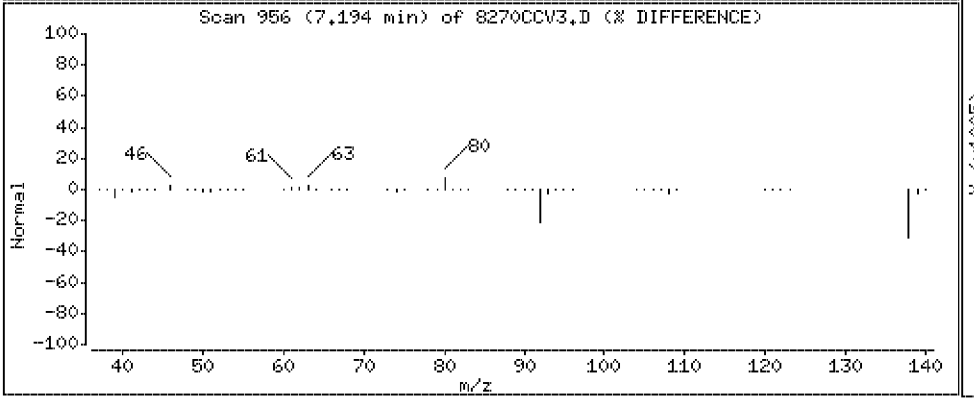

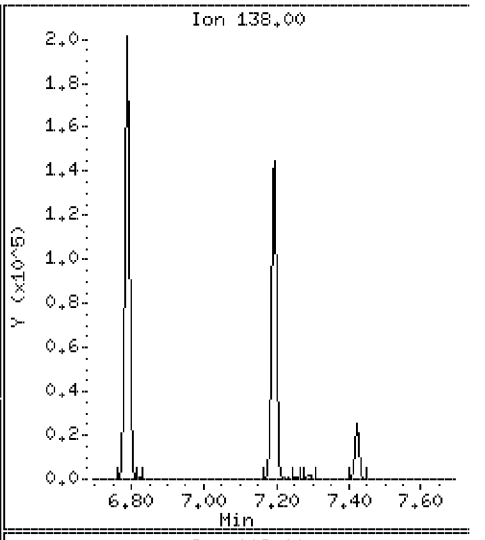

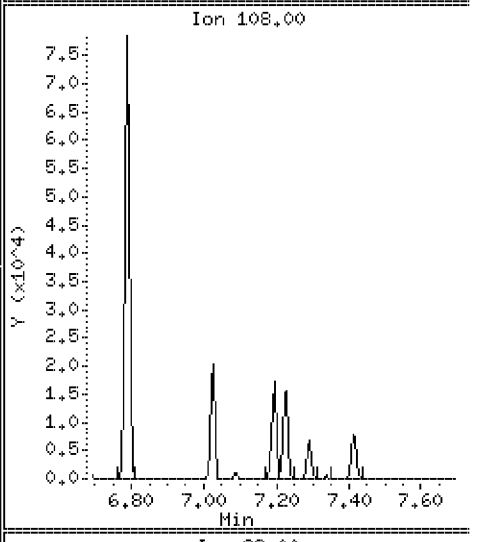

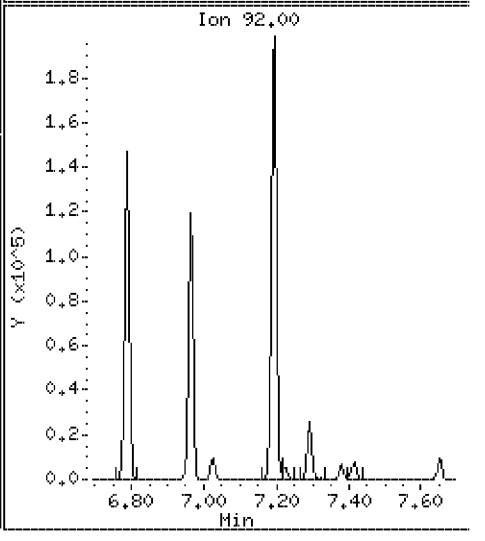

Data File: \\Svecd04\DD\chem\smsd03.i\S305031P.b\8270CCV3.D

Date : 03-MAY-2012 15:10

Client ID: 8270CCV3

Instrument: smsd03.i

Sample Info: 45924

Purge Volume: 1000.0

Operator: PEL

Column phase: HPMS-5

Column diameter: 0.25

71 Acenaphthene

Concentration: 46.5 ug/l

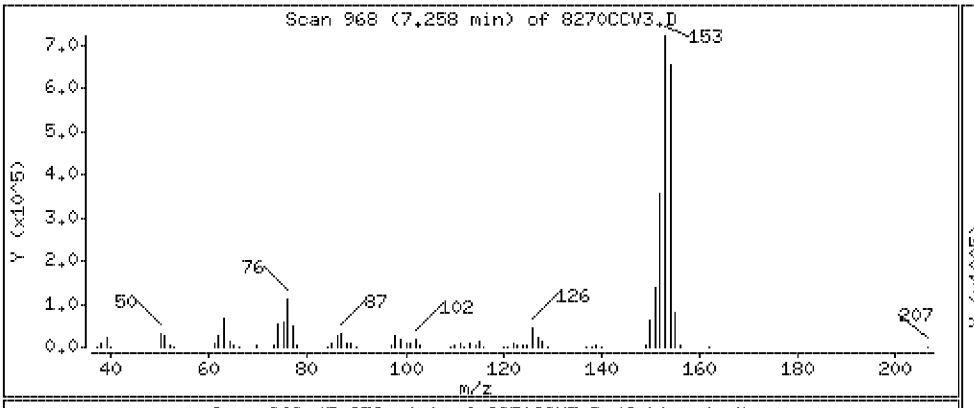

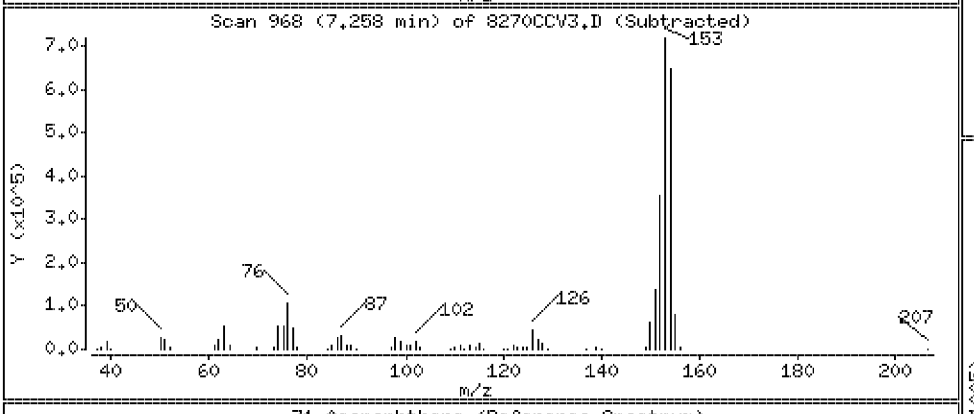

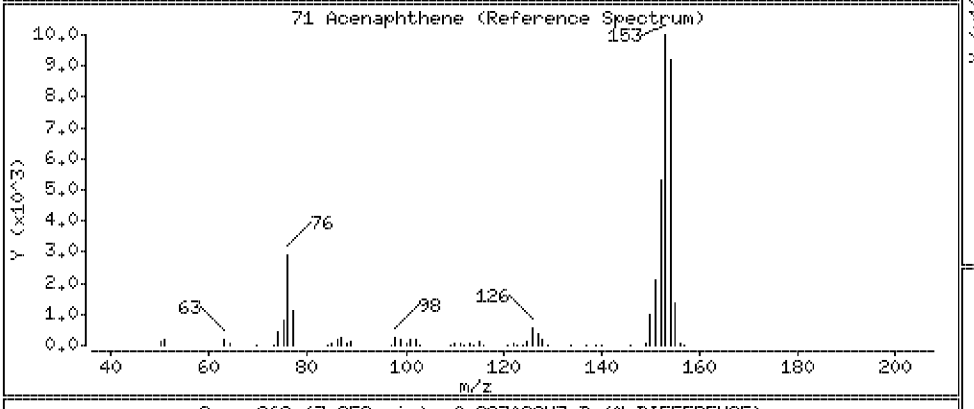

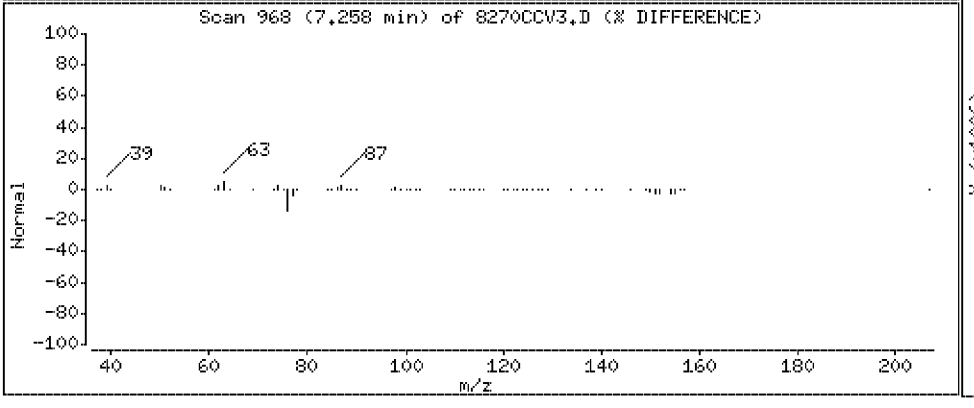

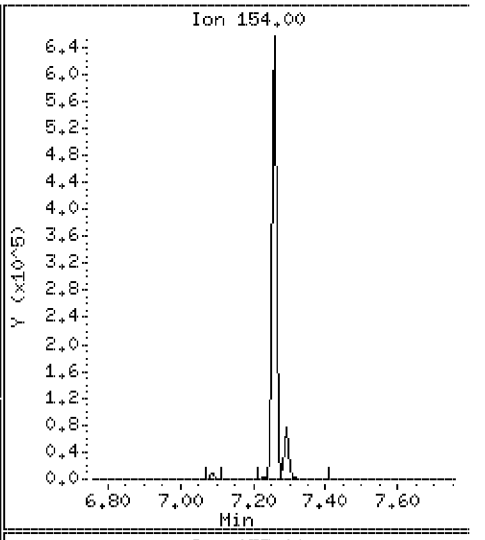

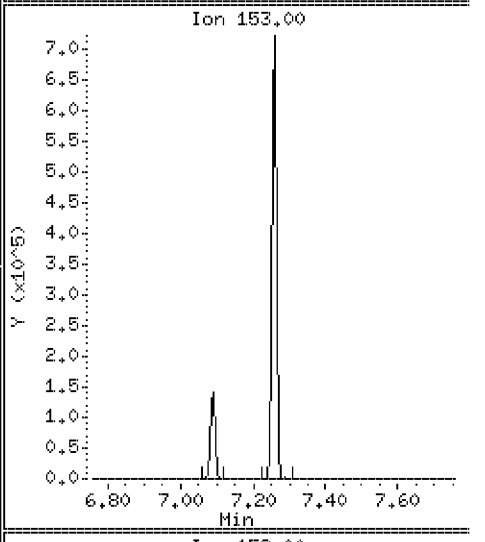

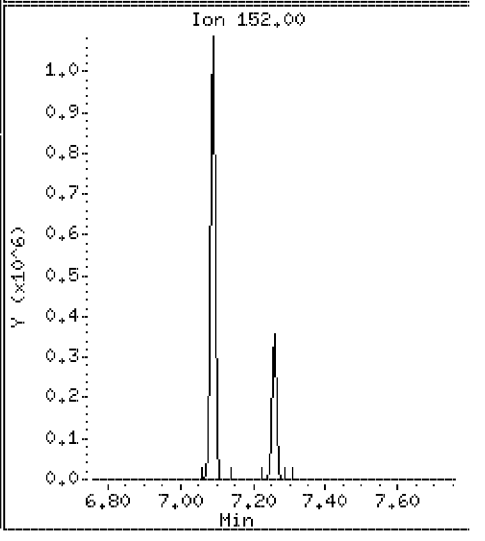

Data File: \\Svecd04\DD\chem\smsd03.i\S305031P.b\8270CCV3.D

Date : 03-MAY-2012 15:10

Client ID: 8270CCV3 Instrument: smsd03.i

Sample Info: 45924

Purge Volume: 1000.0 Operator: PEL

Column phase: HPMS-5 Column diameter: 0.25

72 2,4-Dinitrophenol Concentration: 42.9 ug/l

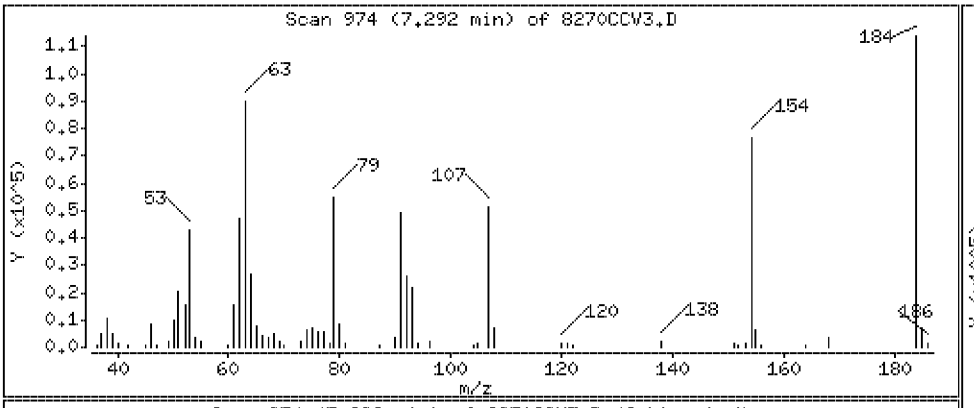

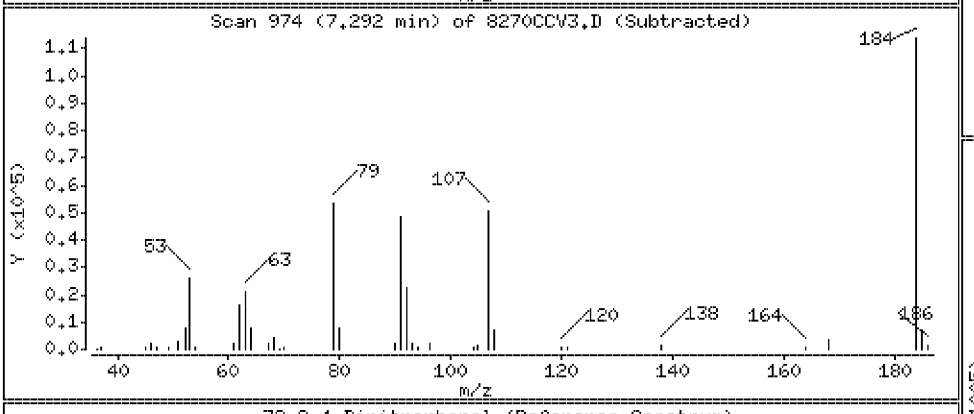

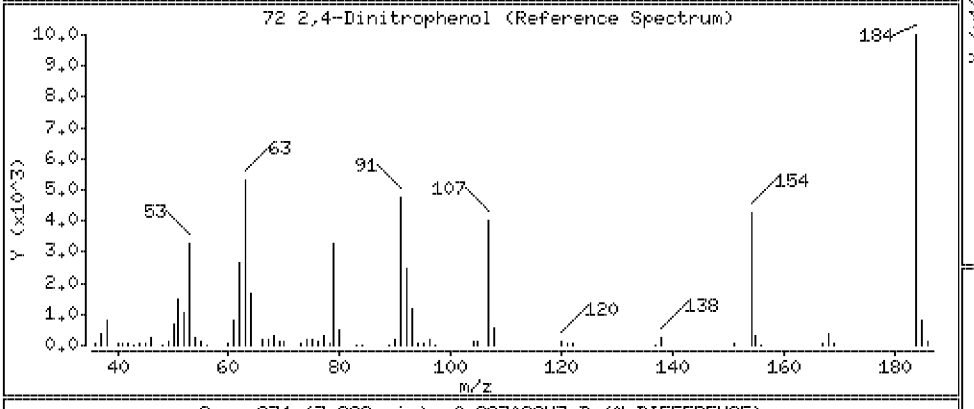

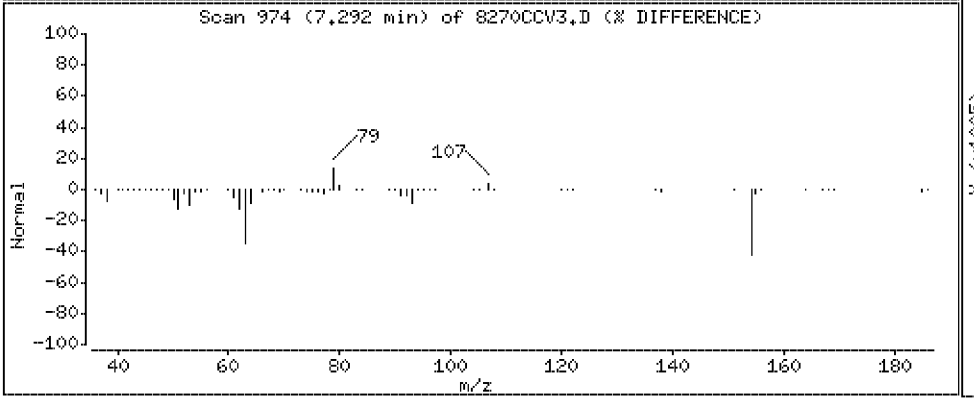

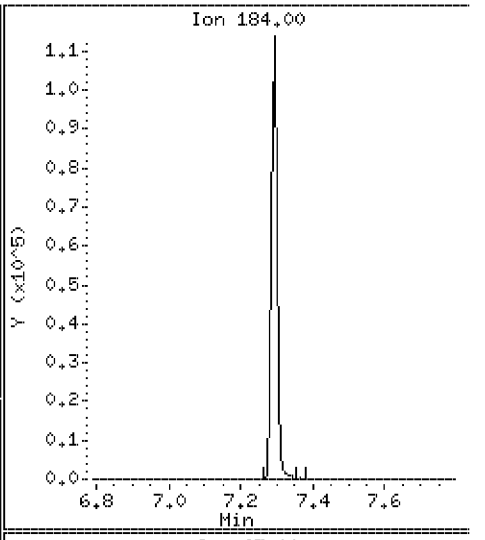

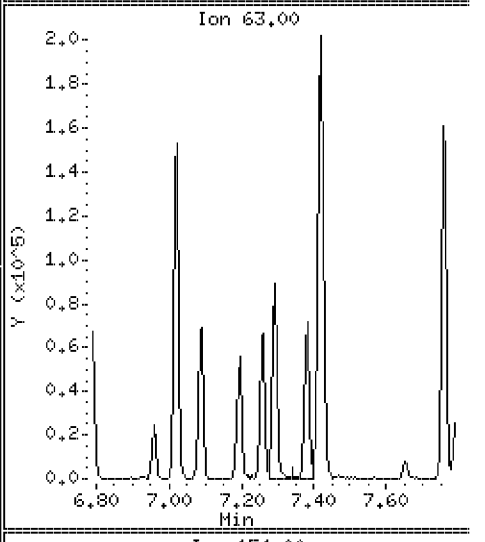

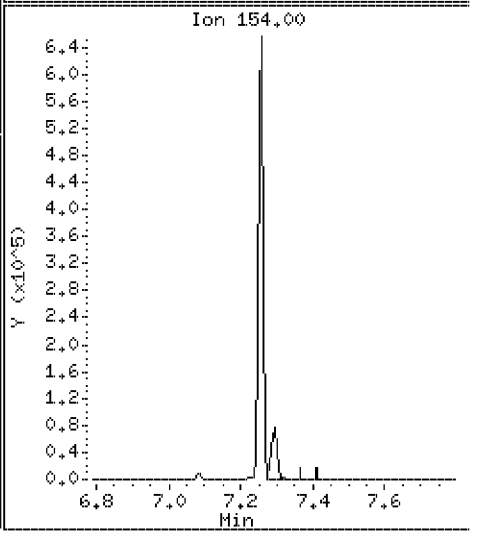

Data File: \\Svecd04\DD\chem\smsd03.i\S305031P.b\8270CCV3.D

Date : 03-MAY-2012 15:10

Client ID: 8270CCV3 Instrument: smsd03.i

Sample Info: 45924

Purge Volume: 1000.0 Operator: PEL

Column phase: HPMS-5 Column diameter: 0.25

74 4-Nitrophenol Concentration: 49.7 ug/l

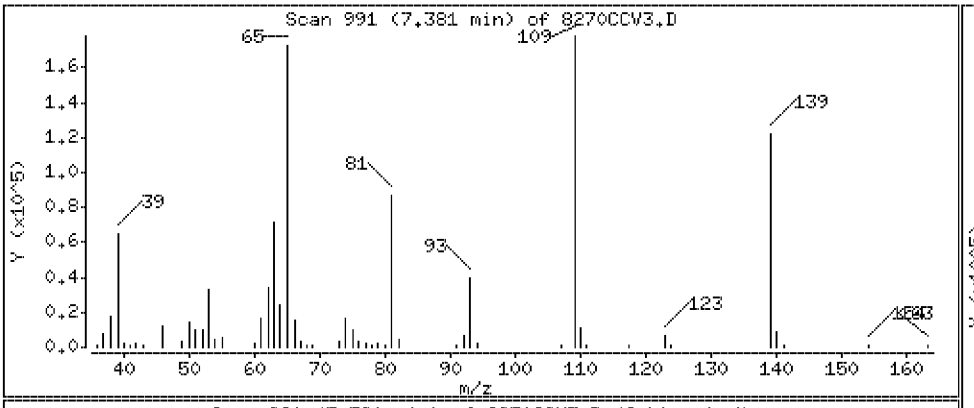

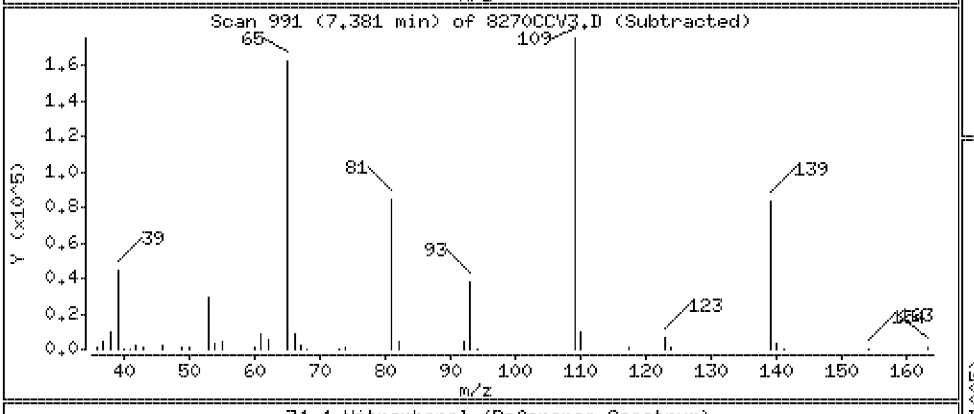

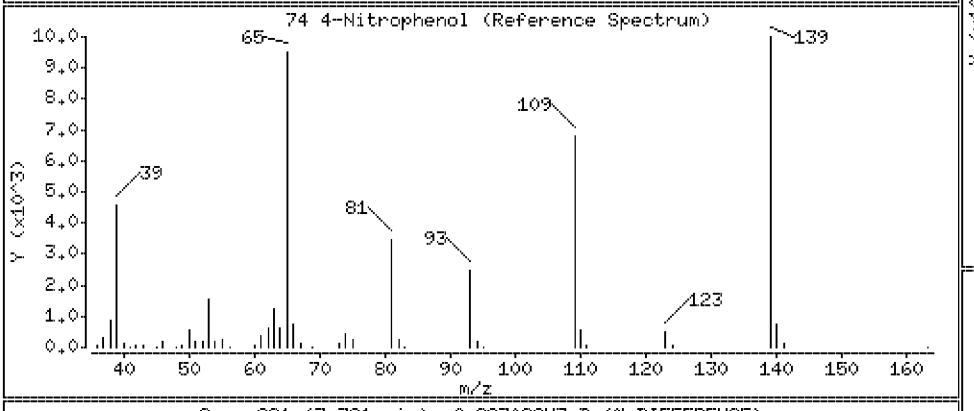

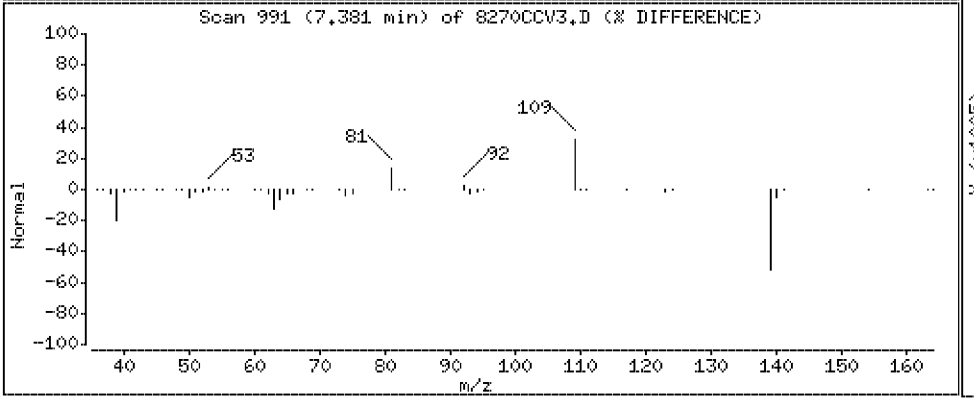

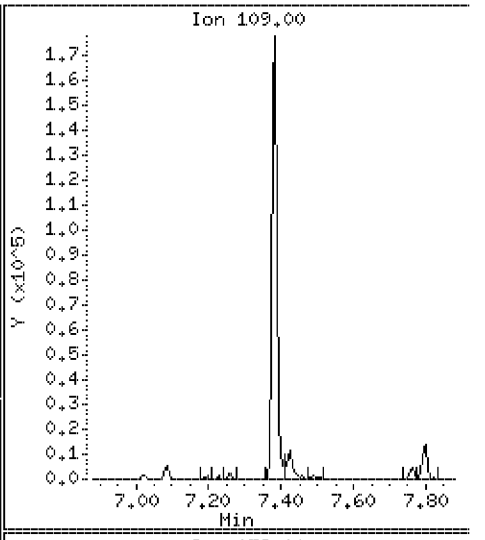

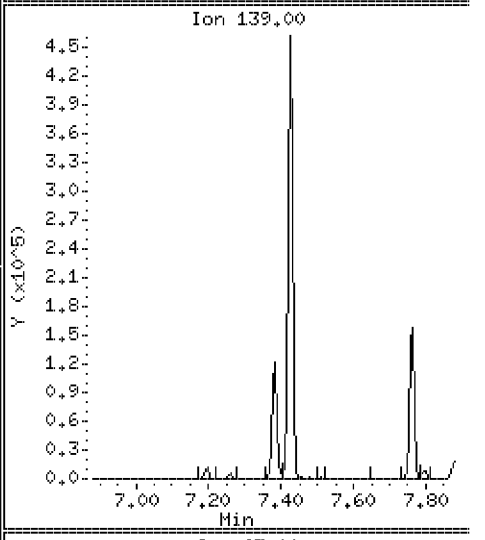

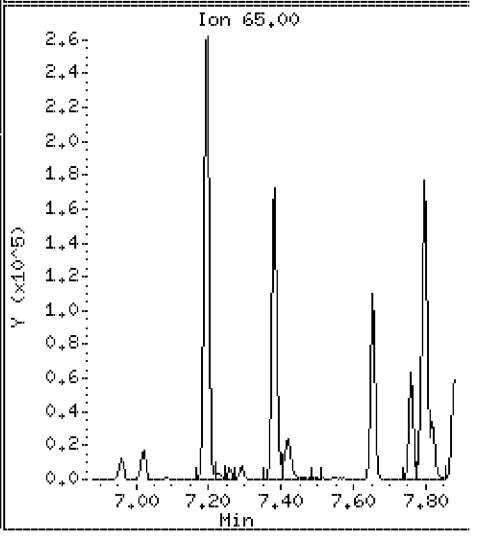

Data File: \\Svecd04\DD\chem\smsd03.i\S305031P.b\8270CCV3.D

Date : 03-MAY-2012 15:10

Client ID: 8270CCV3 Instrument: smsd03.i

Sample Info: 45924

Purge Volume: 1000.0 Operator: PEL

Column phase: HPMS-5 Column diameter: 0.25

75 Dibenzofuran Concentration: 47.7 ug/l

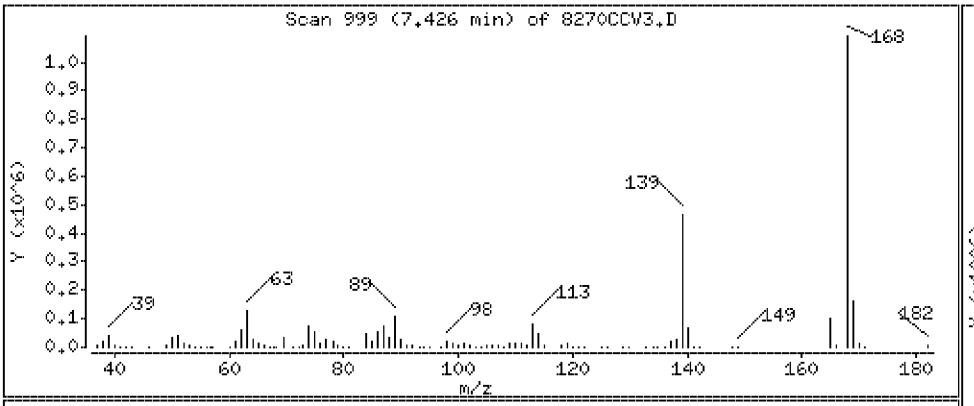

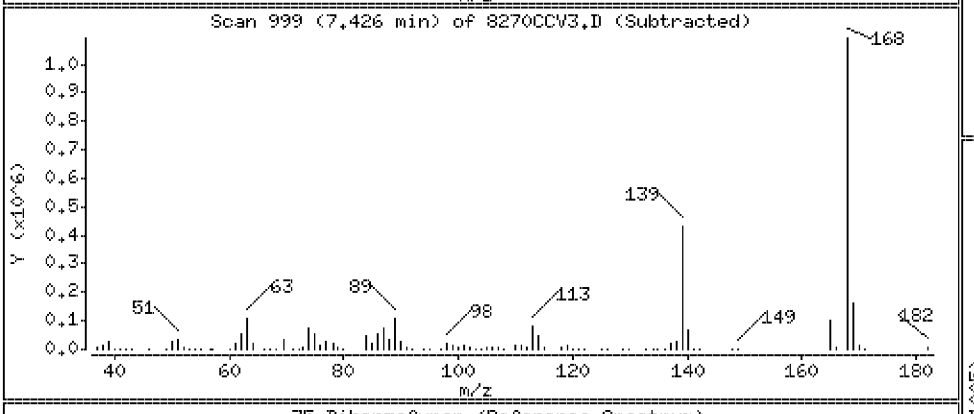

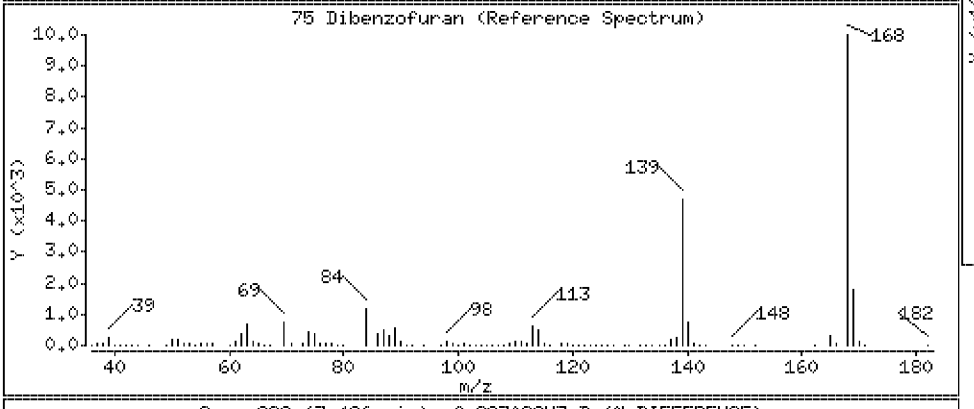

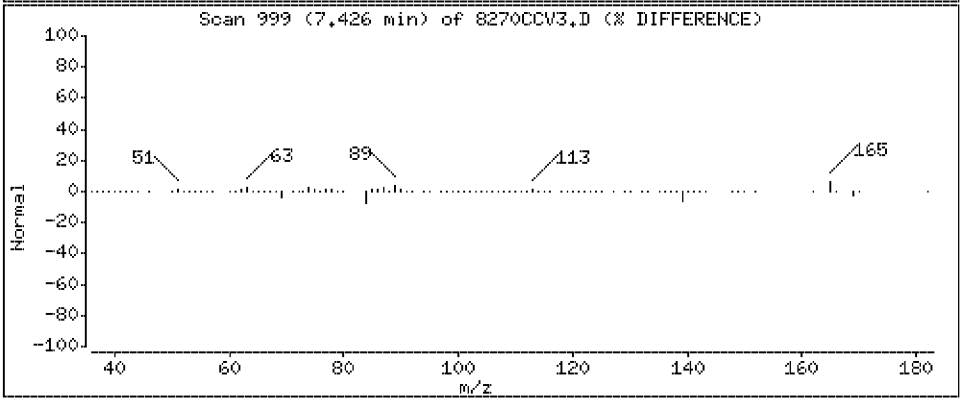

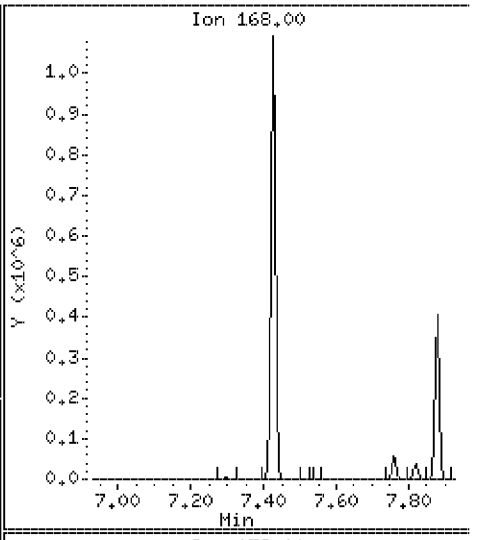

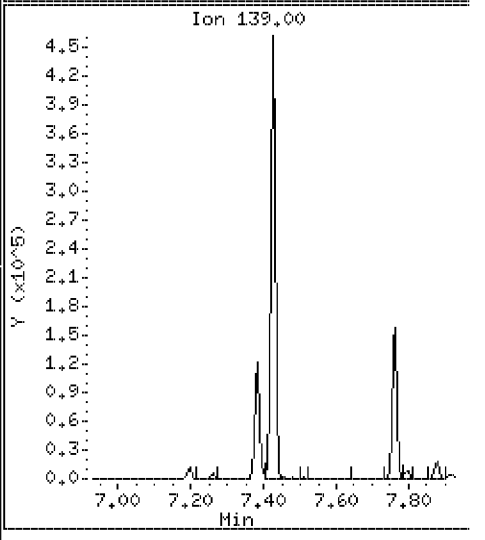

Data File: \\Svecd04\DD\chem\smsd03.i\S305031P.b\8270CCV3.D

Date : 03-MAY-2012 15:10

Client ID: 8270CCV3

Instrument: smsd03.i

Sample Info: 45924

Purge Volume: 1000.0

Operator: PEL

Column phase: HPMS-5

Column diameter: 0.25

76 2,4-Dinitrotoluene

Concentration: 47.3 ug/l

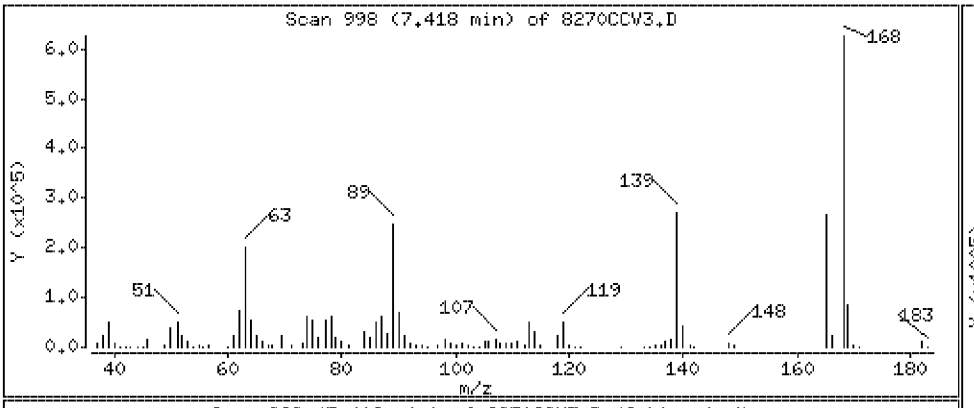

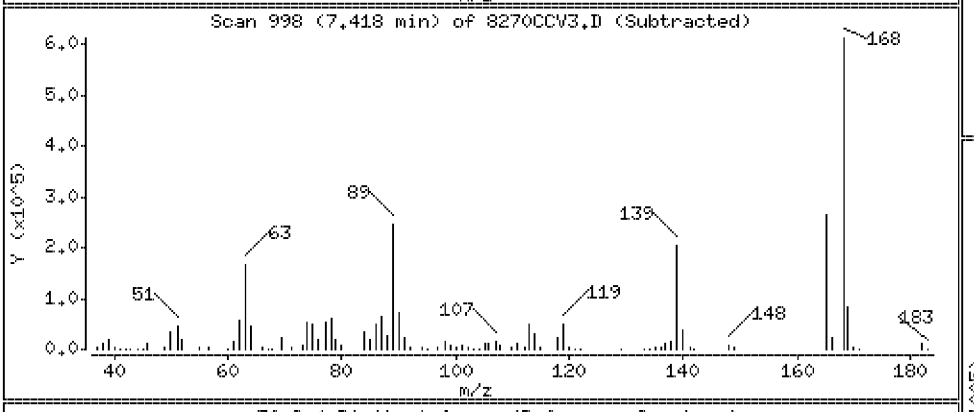

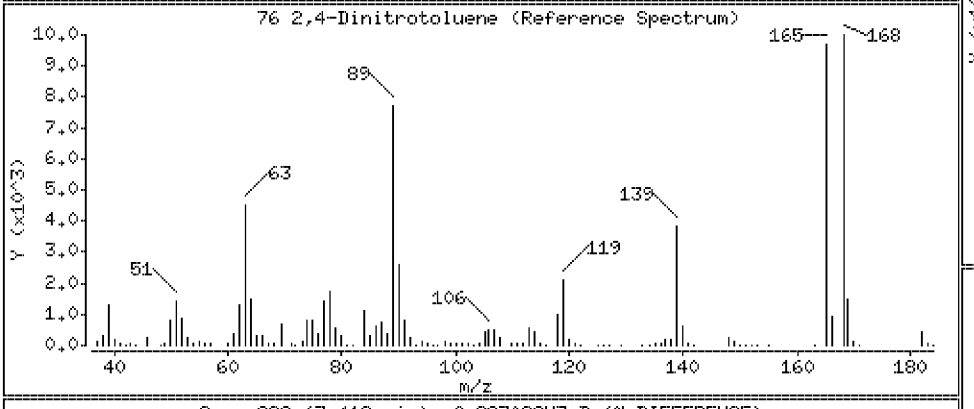

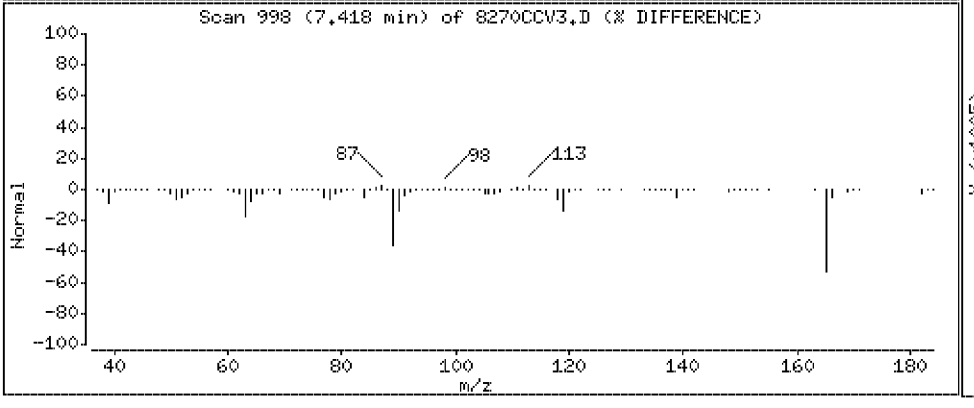

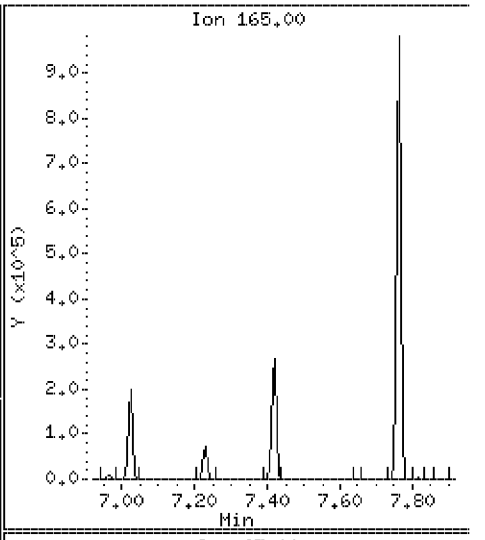

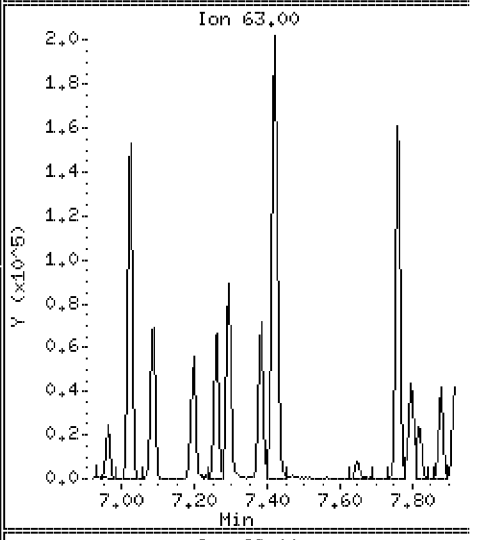

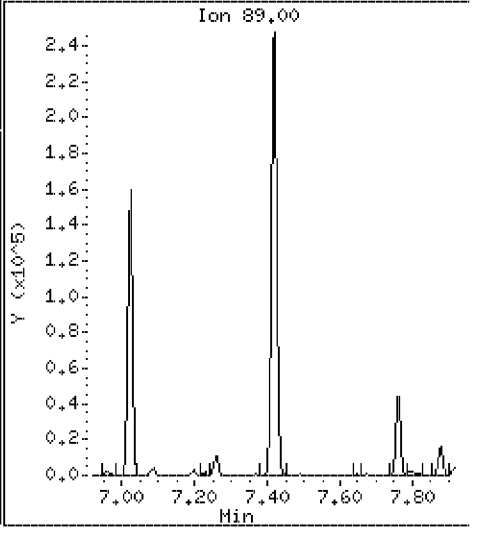

Data File: \\Svecd04\DD\chem\smsd03.i\S305031P.b\8270CCV3.D

Date : 03-MAY-2012 15:10

Client ID: 8270CCV3

Instrument: smsd03.i

Sample Info: 45924

Purge Volume: 1000.0

Operator: PEL

Column phase: HPMS-5

Column diameter: 0.25

80 Diethylphthalate

Concentration: 47.9 ug/l

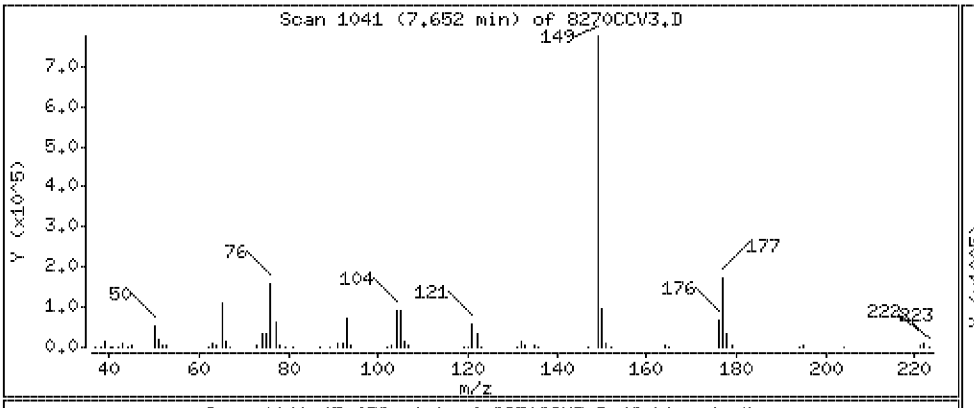

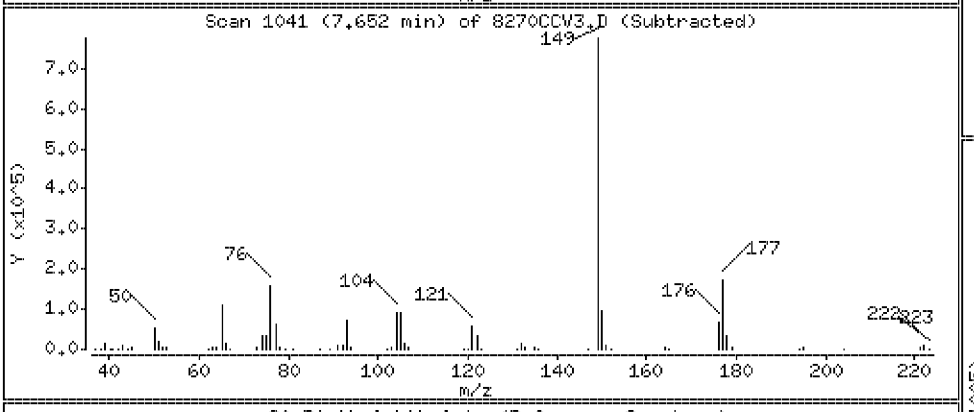

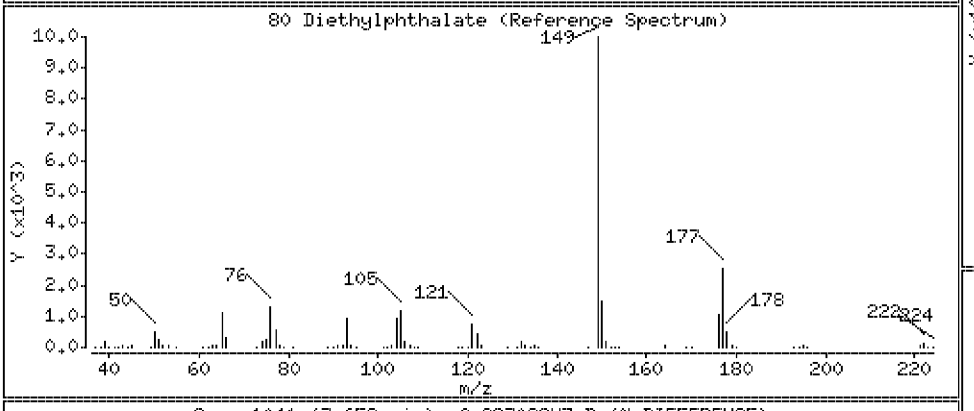

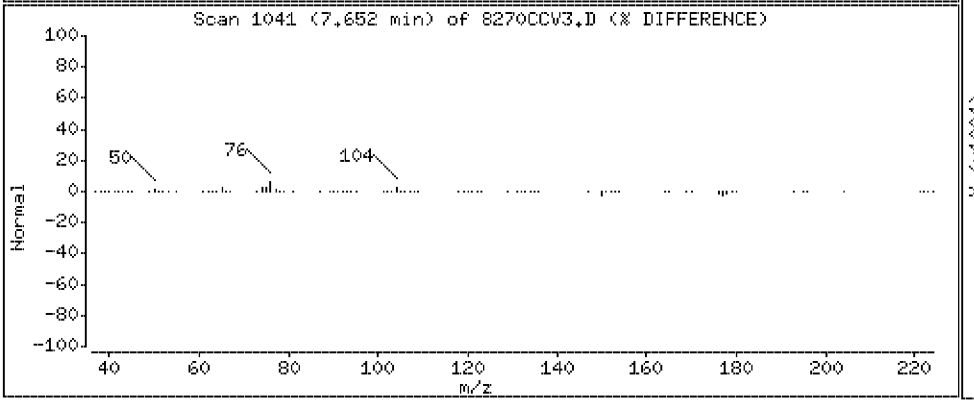

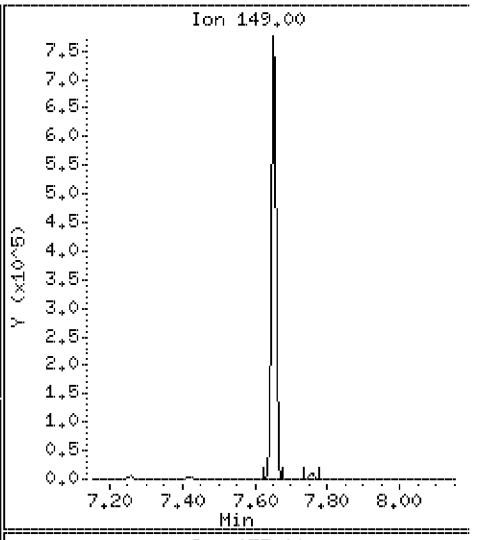

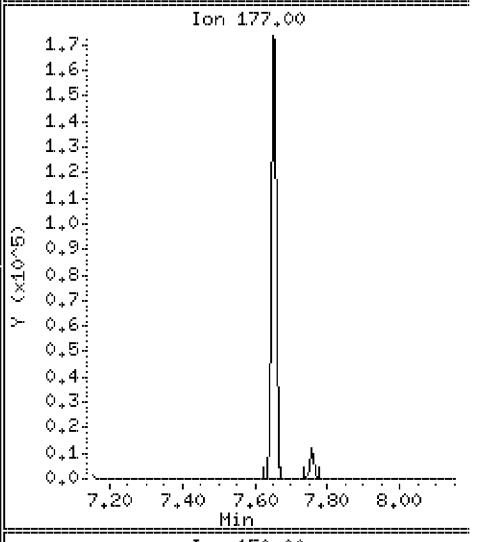

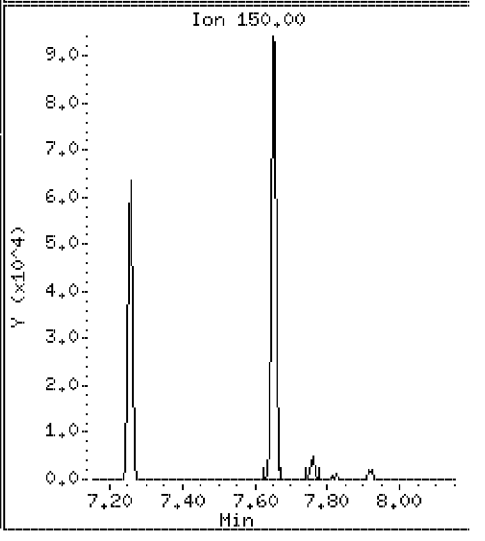

Data File: \\Svecd04\DD\chem\smsd03.i\S305031P.b\8270CCV3.D

Date : 03-MAY-2012 15:10

Client ID: 8270CCV3

Instrument: smsd03.i

Sample Info: 45924

Purge Volume: 1000.0

Operator: PEL

Column phase: HPMS-5

Column diameter: 0.25

81 Fluorene

Concentration: 50.0 ug/l

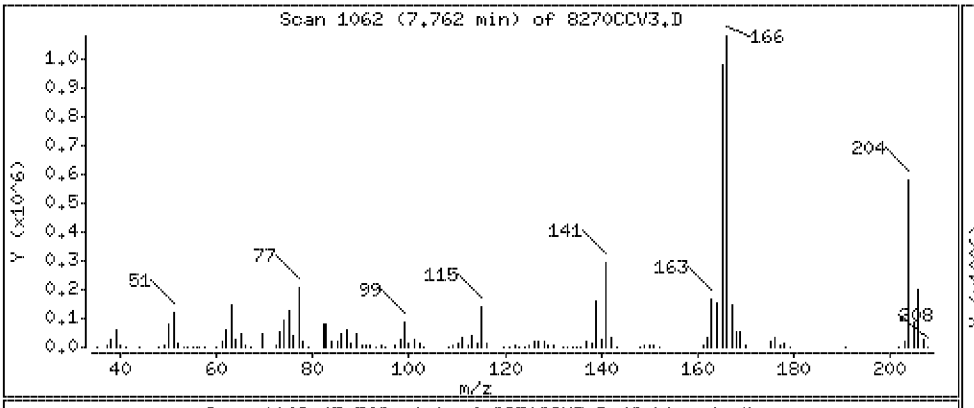

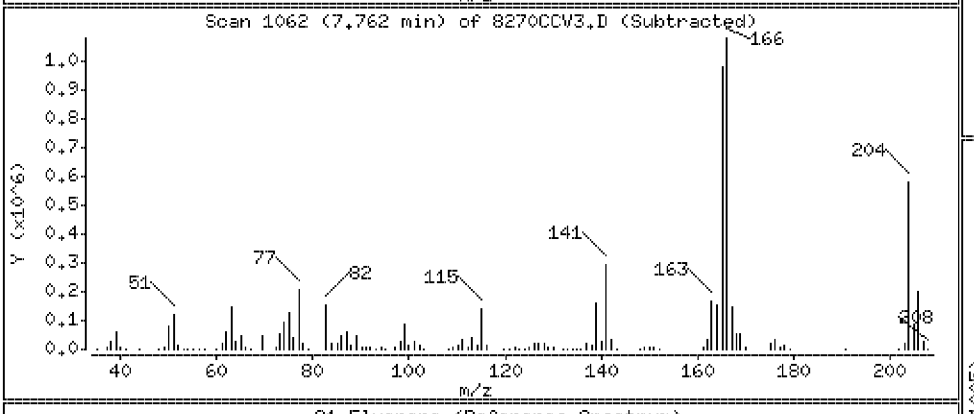

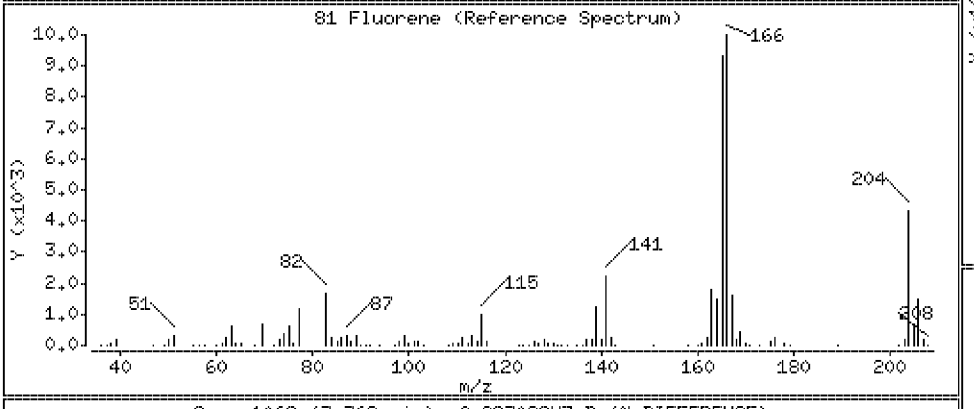

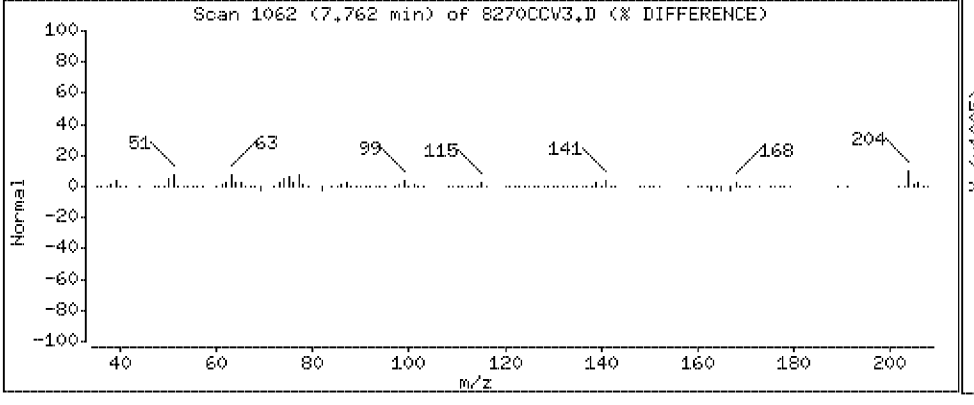

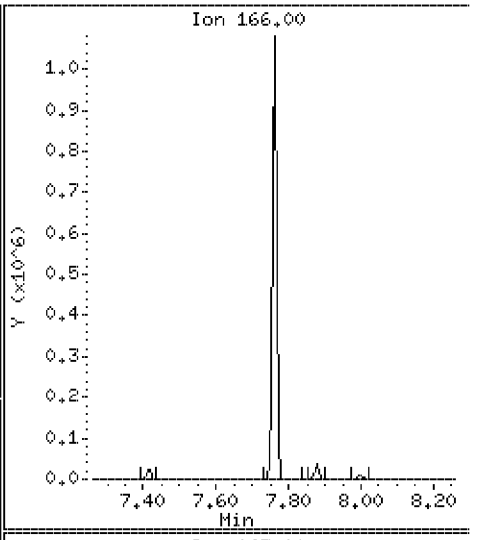

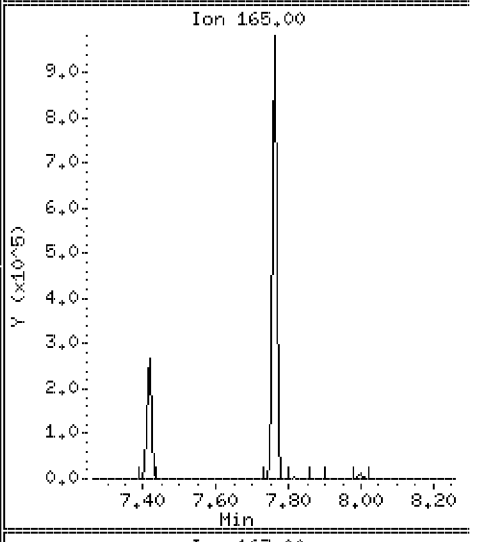

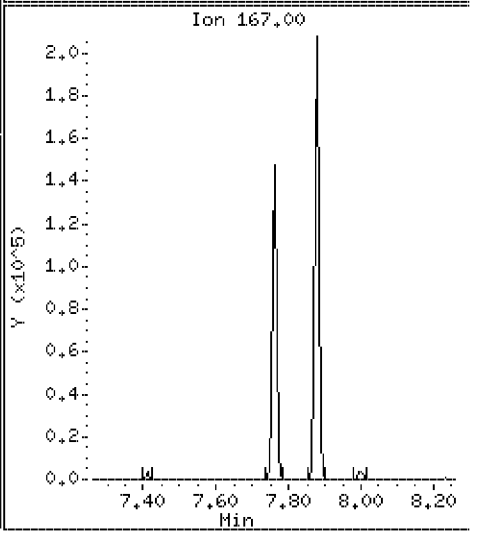

Data File: \\Svecd04\DD\chem\smsd03.i\S305031P.b\8270CCV3.D

Date : 03-MAY-2012 15:10

Client ID: 8270CCV3 Instrument: smsd03.i

Sample Info: 45924

Purge Volume: 1000.0 Operator: PEL

Column phase: HPMS-5 Column diameter: 0.25

82 4-Chlorophenyl-phenylether Concentration: 50.2 ug/l

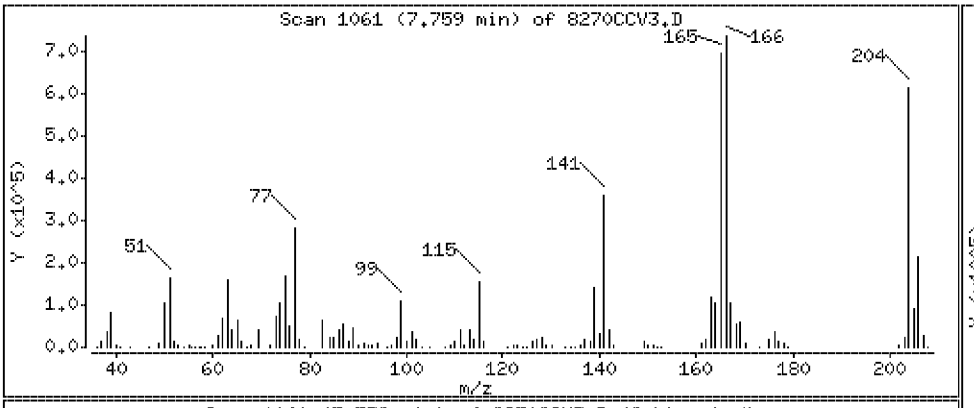

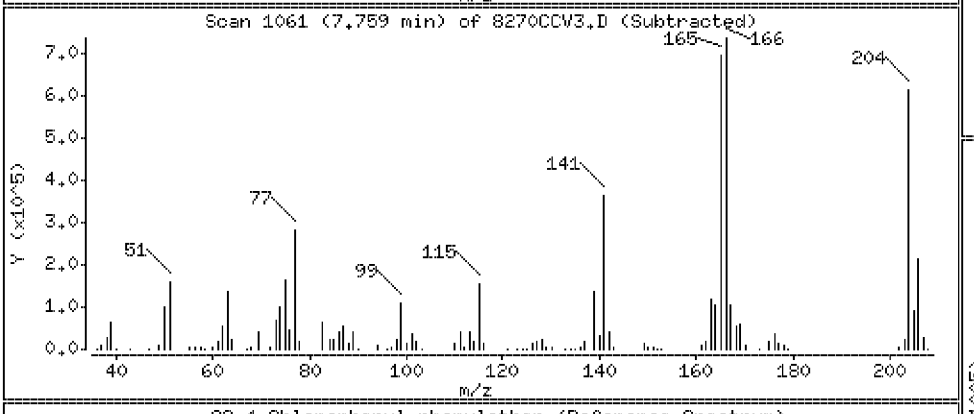

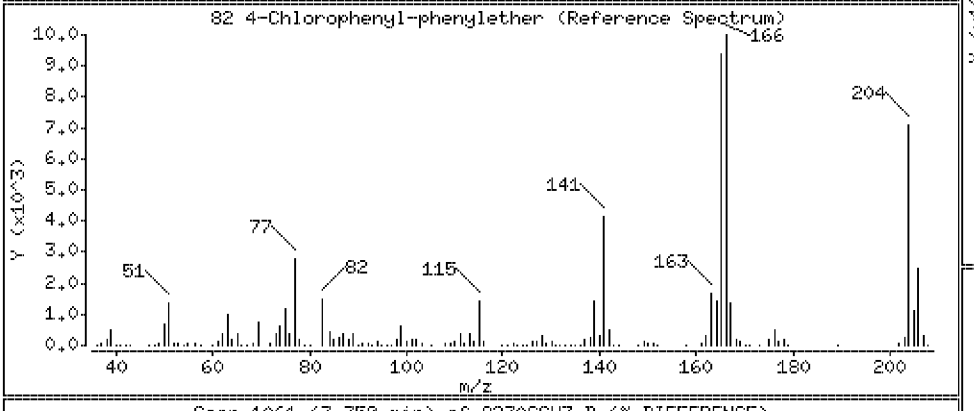

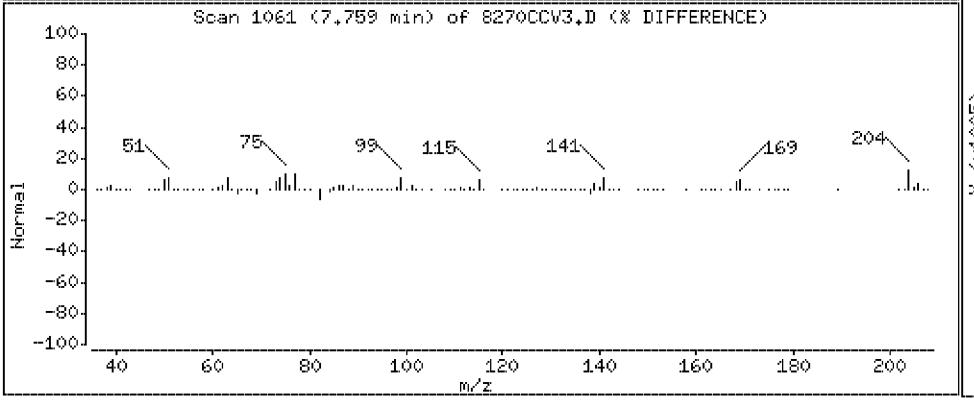

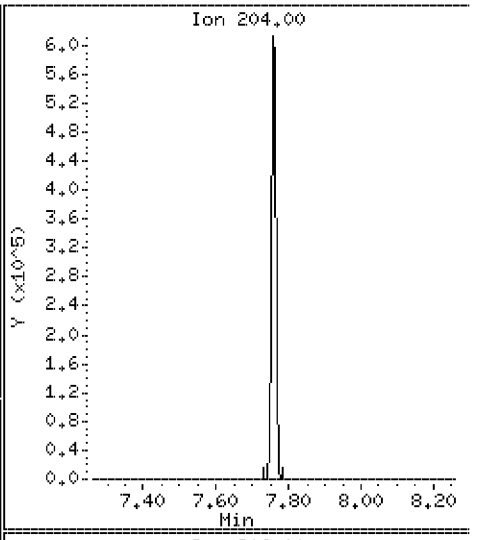

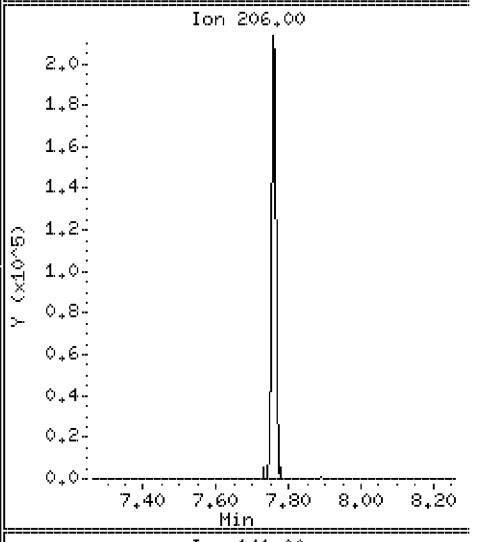

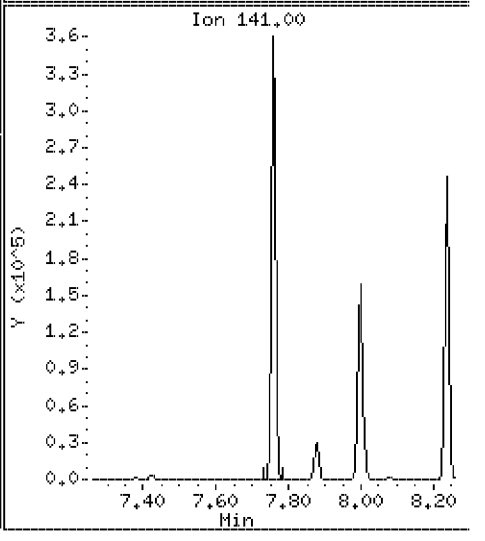

Data File: \\Svecd04\DD\chem\smsd03.i\S305031P.b\8270CCV3.D

Date : 03-MAY-2012 15:10

Client ID: 8270CCV3 Instrument: smsd03.i

Sample Info: 45924

Purge Volume: 1000.0 Operator: PEL

Column phase: HPMS-5 Column diameter: 0.25

84 4-Nitroaniline Concentration: 42.7 ug/l

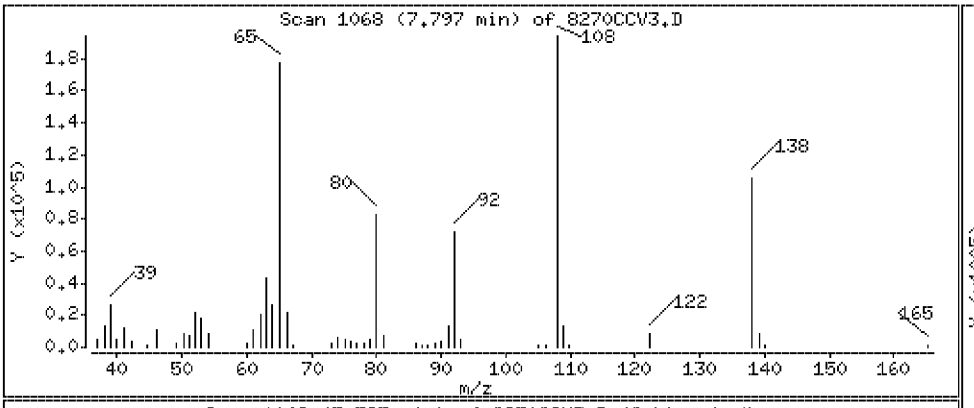

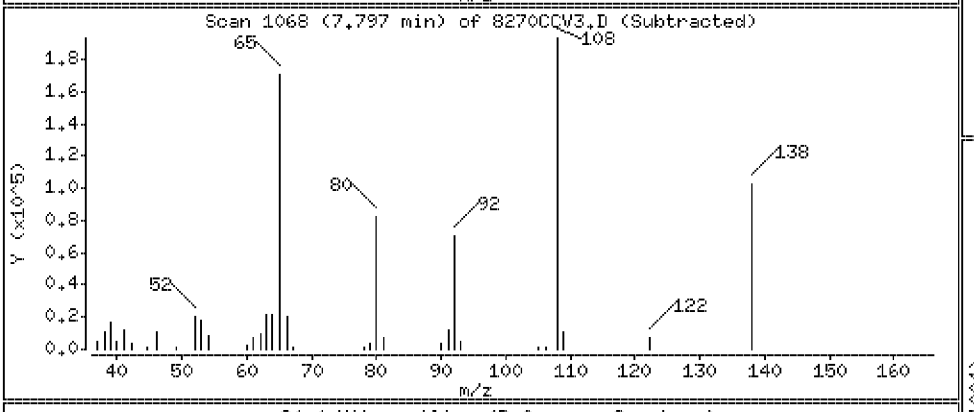

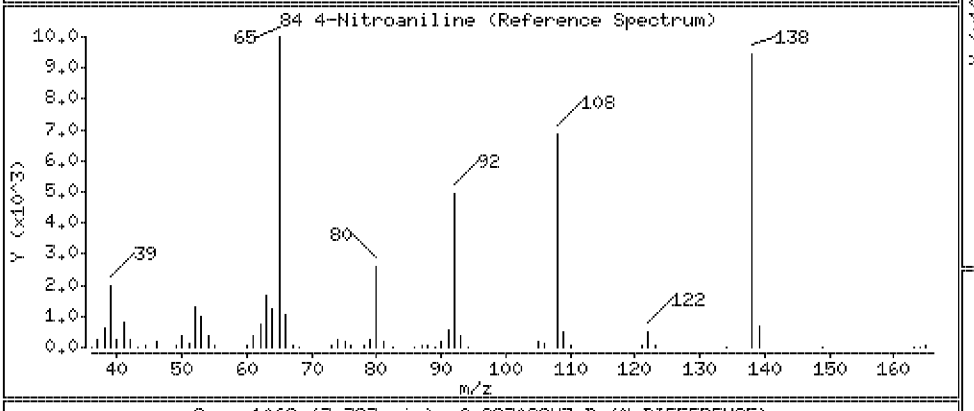

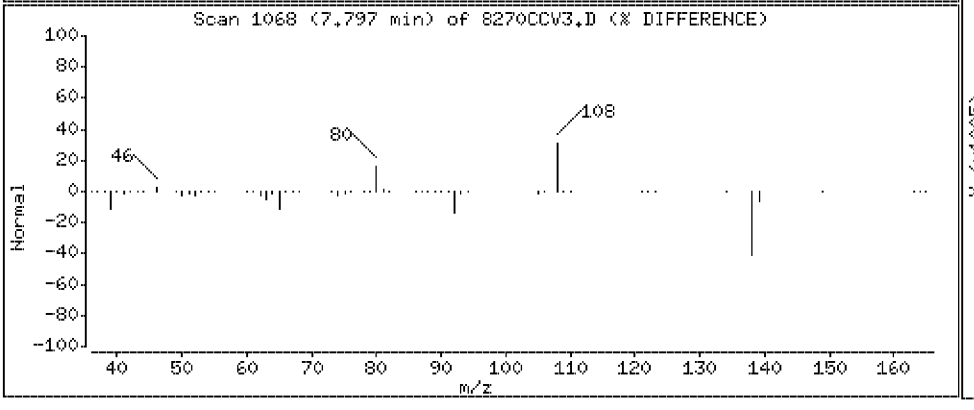

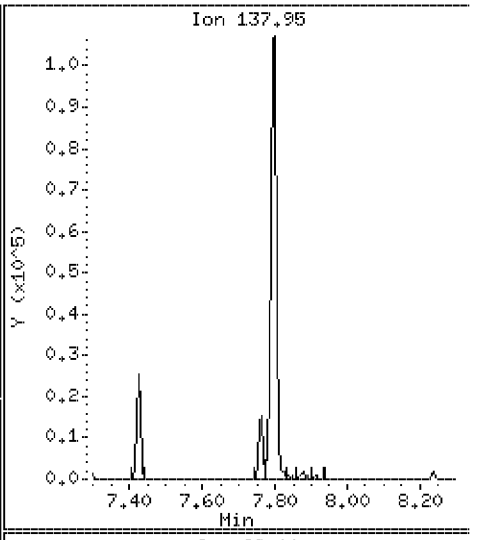

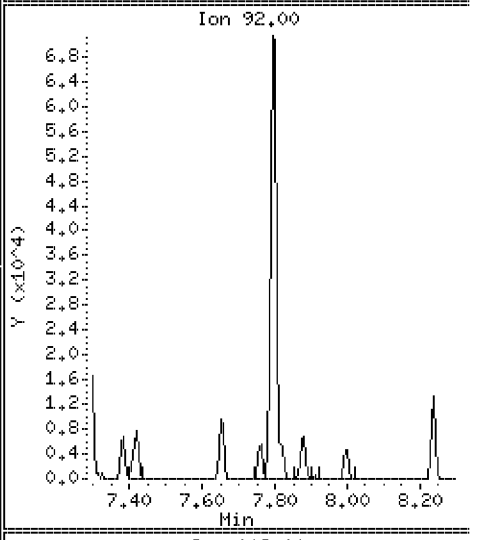

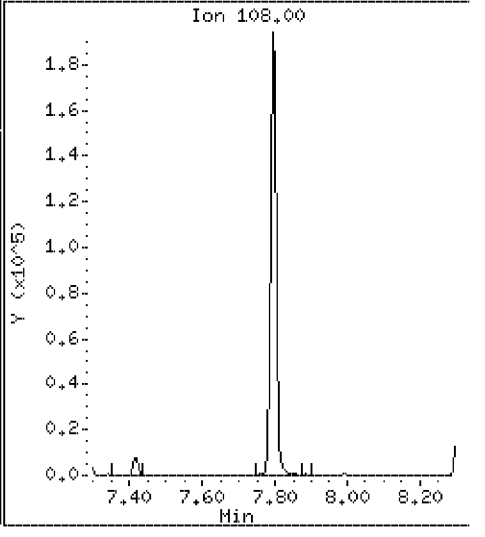

Data File: \\Svecd04\DD\chem\smsd03.i\S305031P.b\8270CCV3.D

Date : 03-MAY-2012 15:10

Client ID: 8270CCV3

Instrument: smsd03.i

Sample Info: 45924

Purge Volume: 1000.0

Operator: PEL

Column phase: HPMS-5

Column diameter: 0.25

85 4,6-Dinitro-2-methylphenol

Concentration: 42.9 ug/l

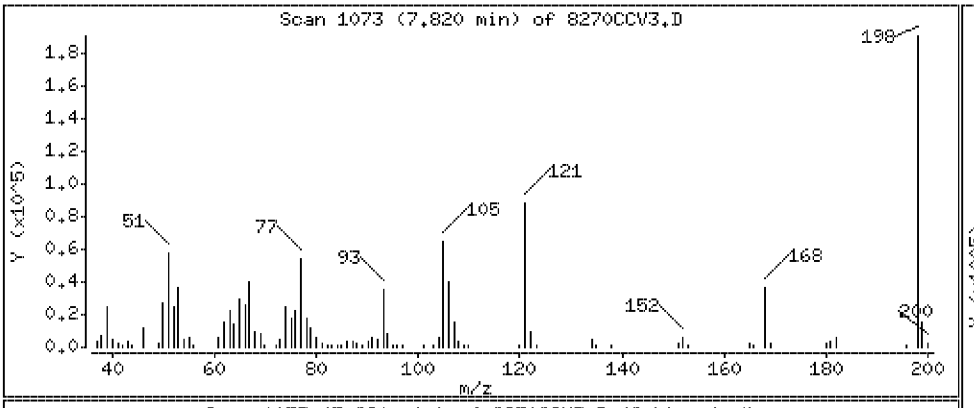

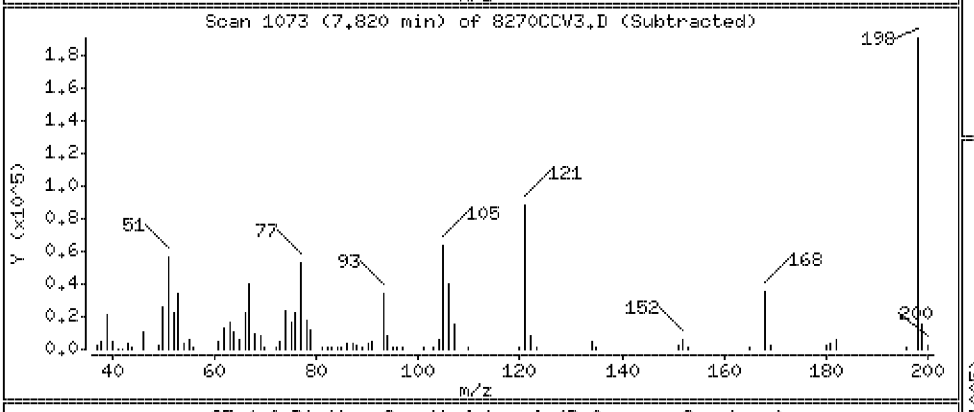

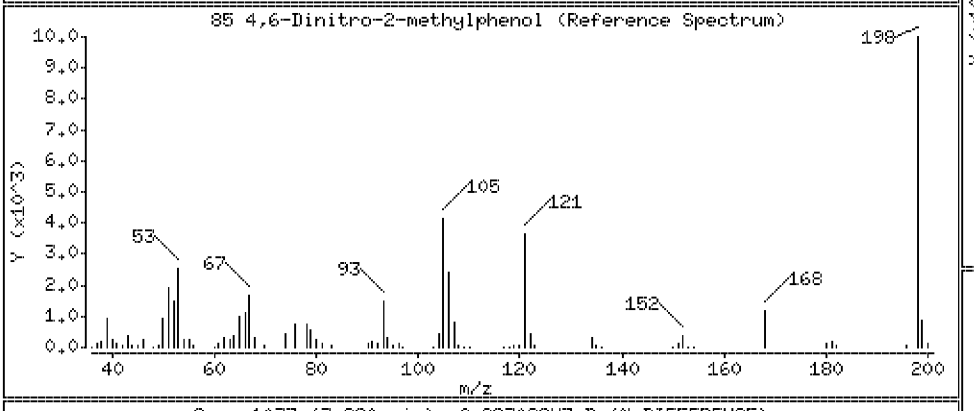

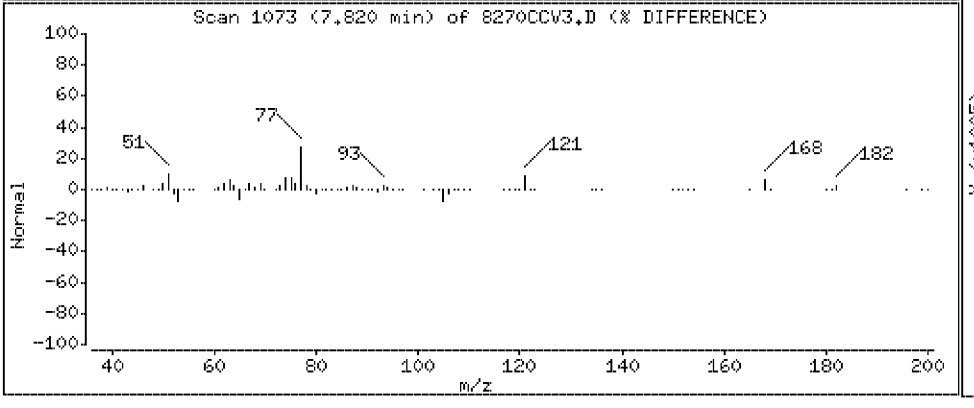

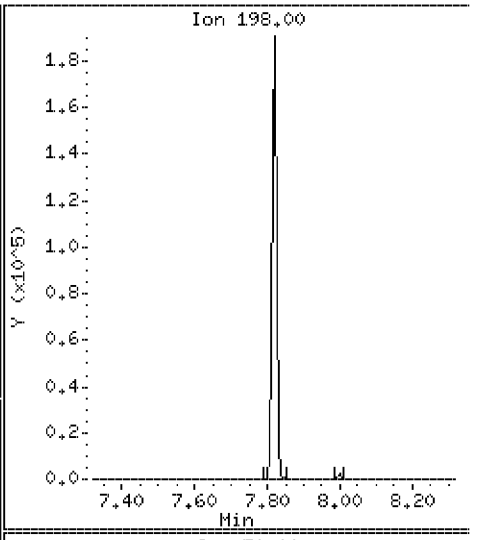

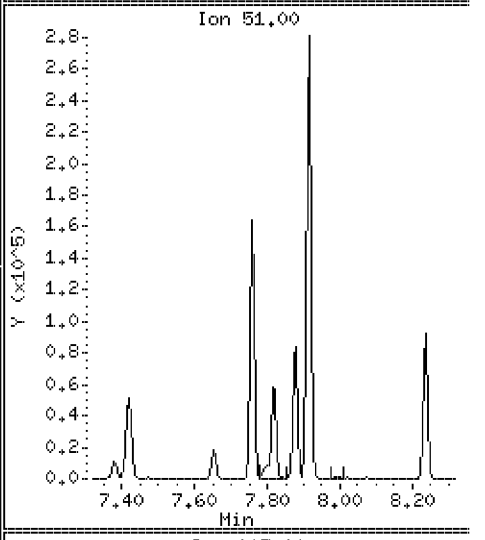

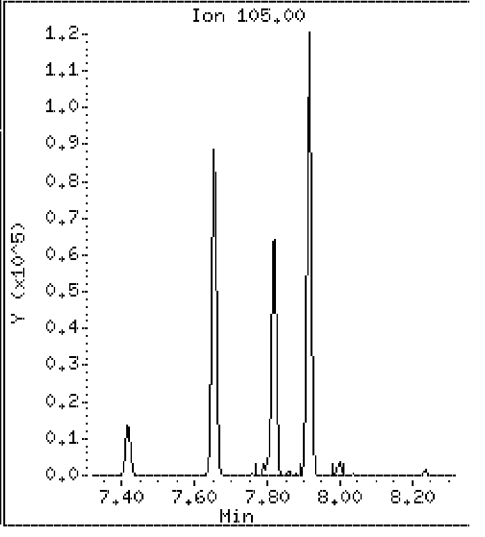

Data File: \\Svecd04\DD\chem\smsd03.i\S305031P.b\8270CCV3.D

Date : 03-MAY-2012 15:10

Client ID: 8270CCV3 | Instrument: smsd03.i

Sample Info: 45924

Purge Volume: 1000.0 | Operator: PEL

Column phase: HPMS-5 | Column diameter: 0.25

86 N-Nitrosodiphenylamine | Concentration: 44.5 ug/l

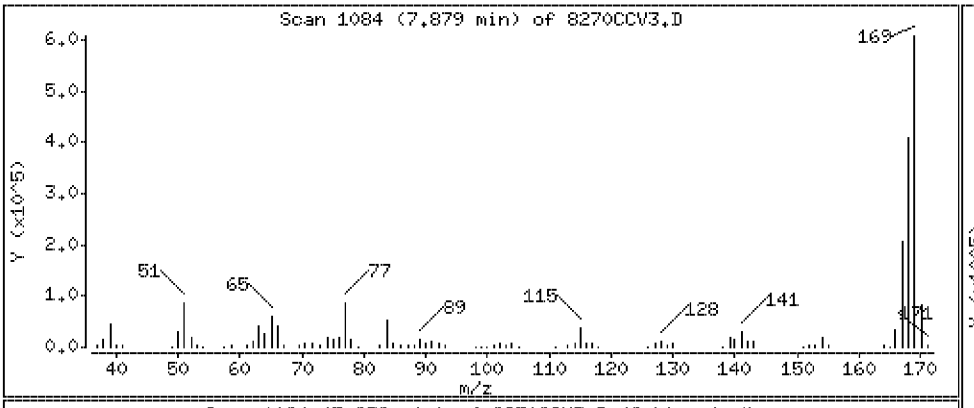

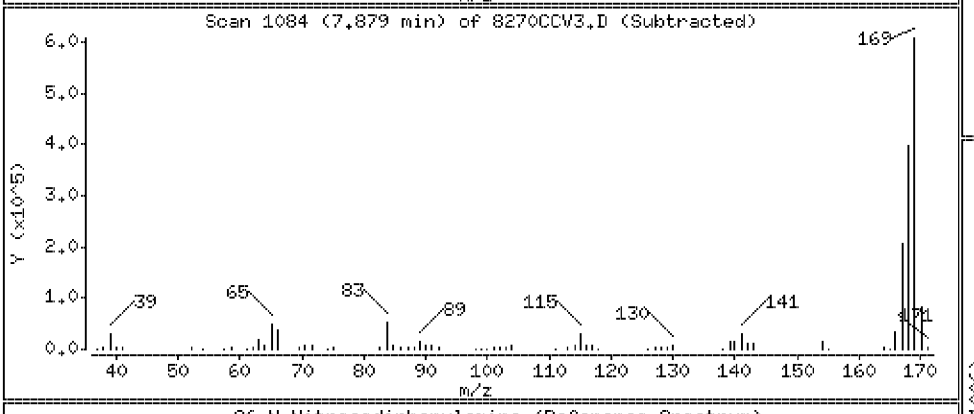

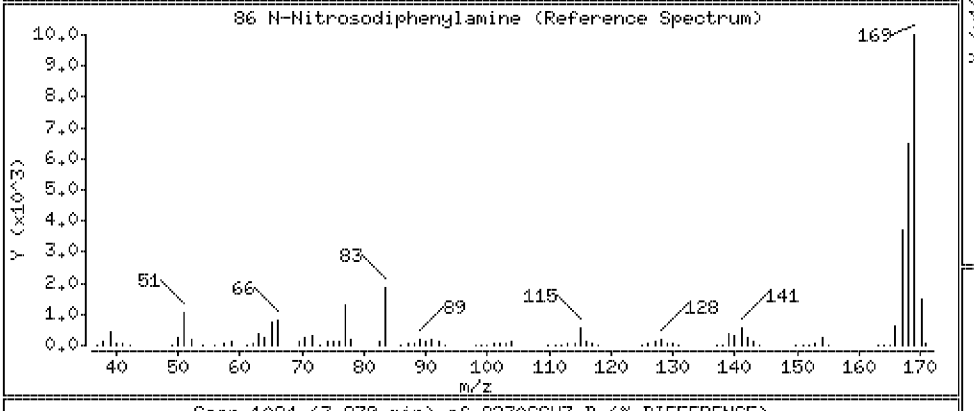

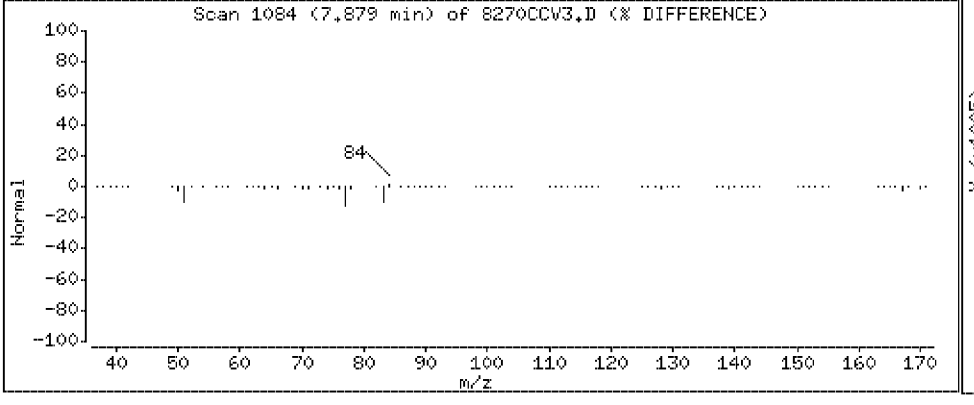

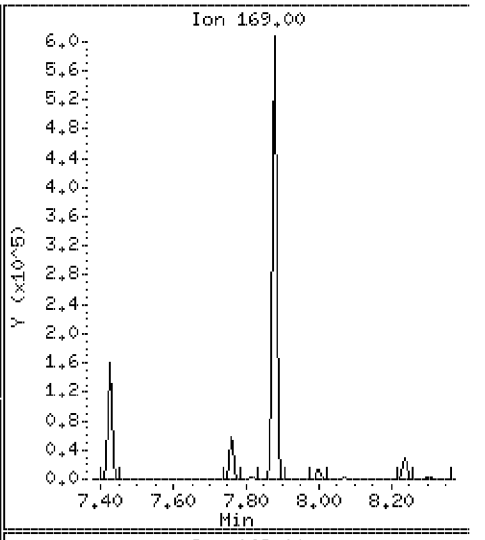

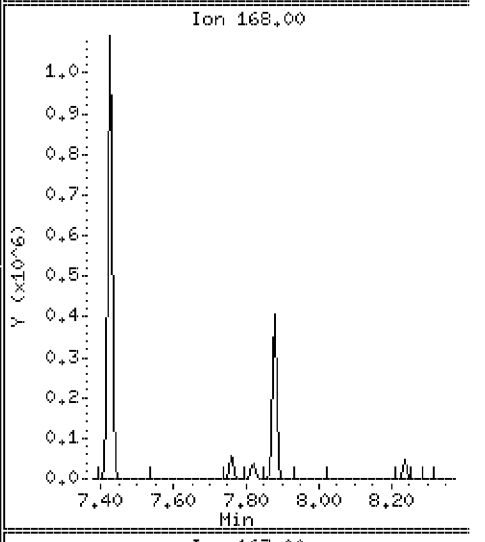

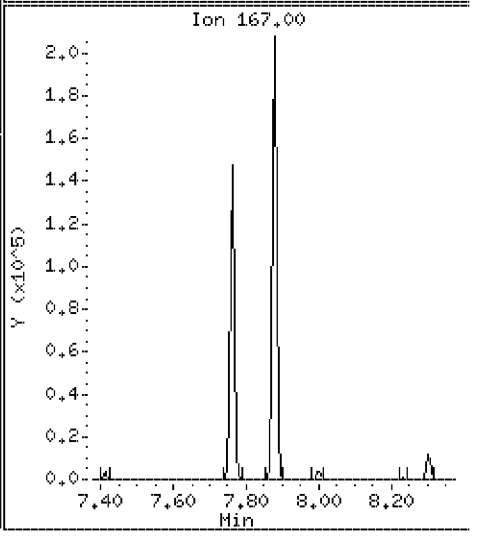

Data File: \\Svecd04\DD\chem\smsd03.i\S305031P.b\8270CCV3.D

Date : 03-MAY-2012 15:10

Client ID: 8270CCV3

Instrument: smsd03.i

Sample Info: 45924

Purge Volume: 1000.0

Operator: PEL

Column phase: HPMS-5

Column diameter: 0.25

87 1,2-Diphenylhydrazine

Concentration: 50.4 ug/l

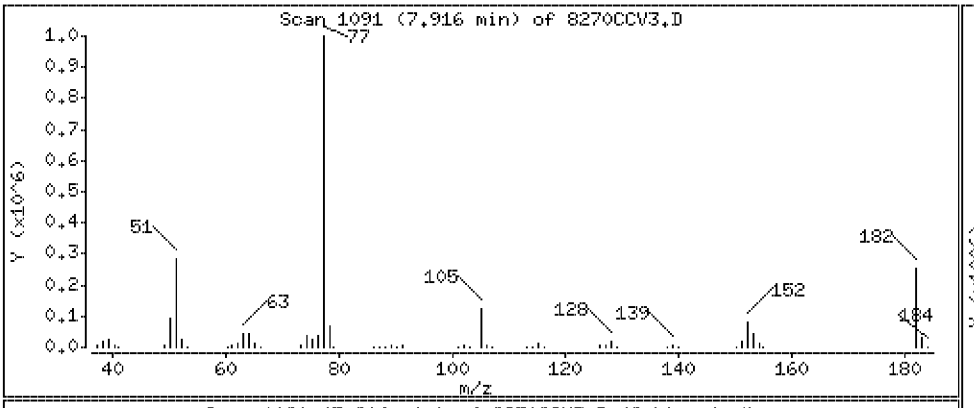

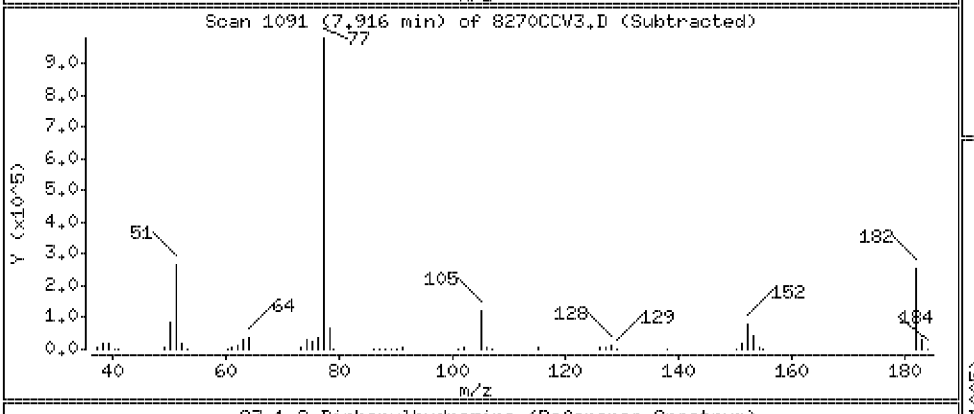

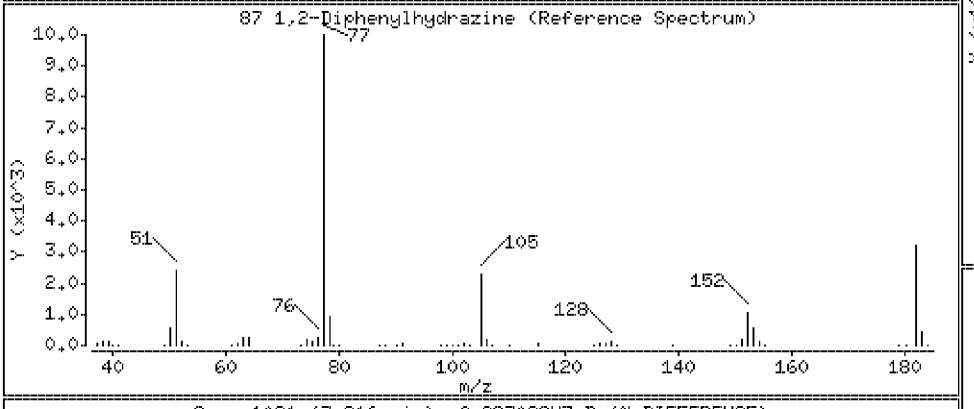

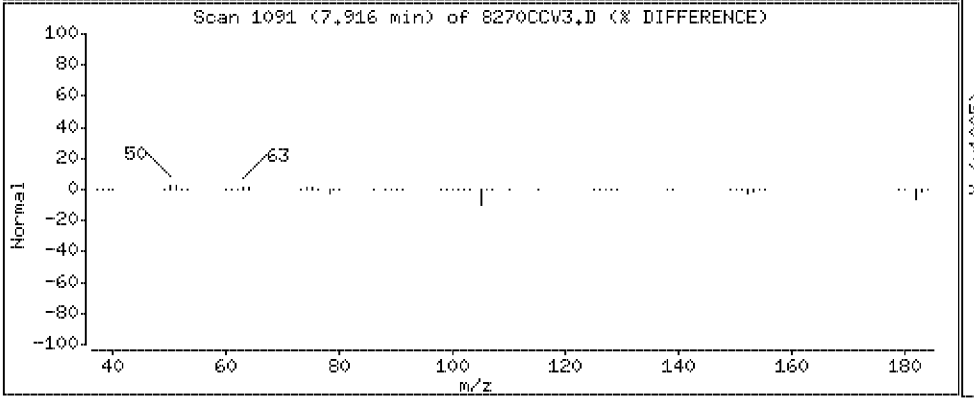

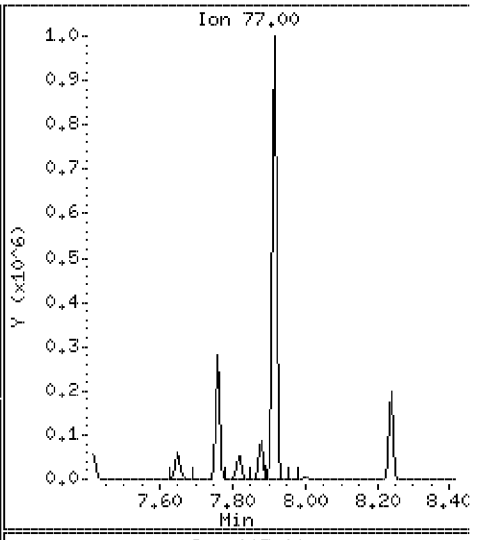

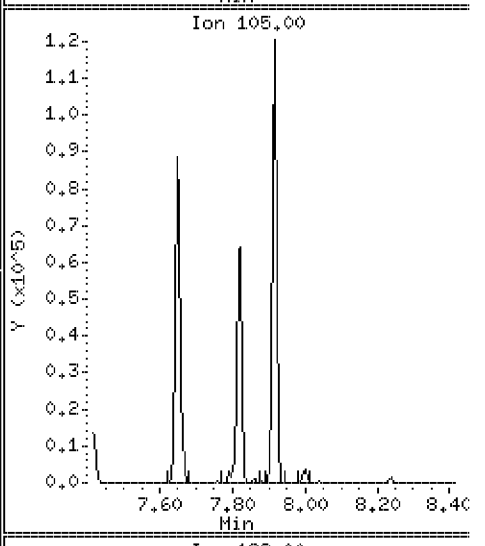

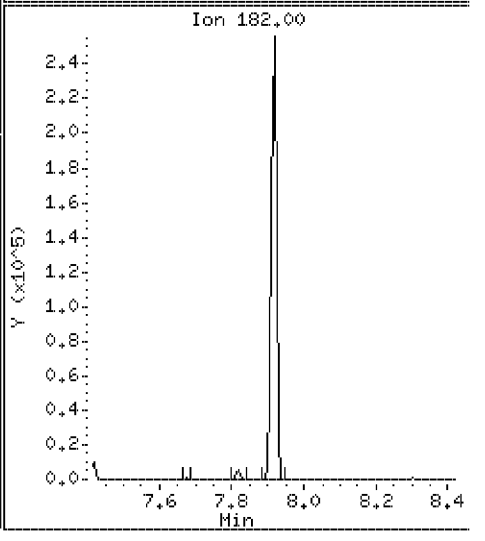

Data File: \\Svecd04\DD\chem\smsd03.i\S305031P.b\8270CCV3.D

Date : 03-MAY-2012 15:10

Client ID: 8270CCV3

Instrument: smsd03.i

Sample Info: 45924

Purge Volume: 1000.0

Operator: PEL

Column phase: HPMS-5

Column diameter: 0.25

93 4-Bromophenylphenylether

Concentration: 45.2 ug/l

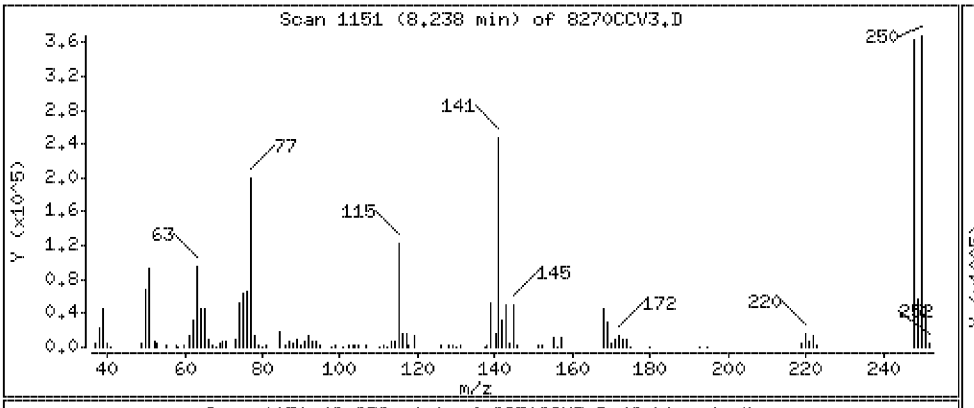

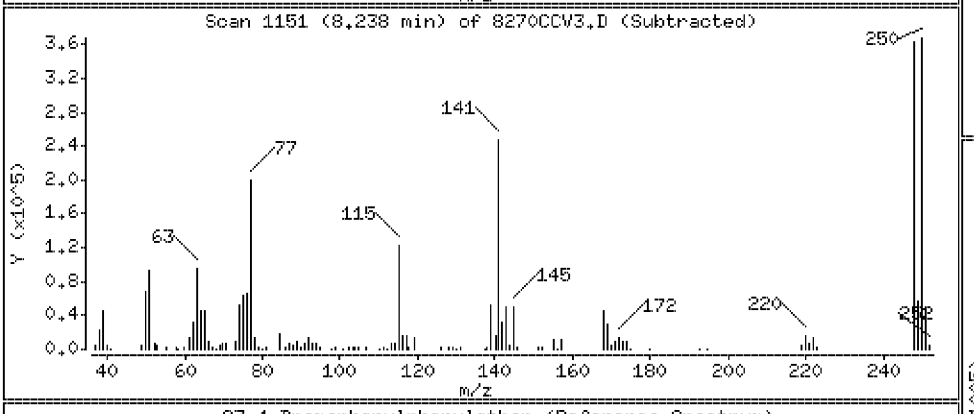

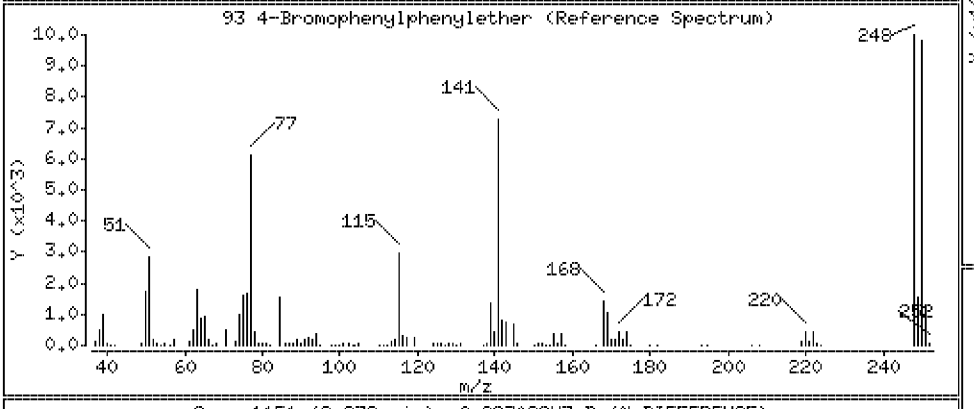

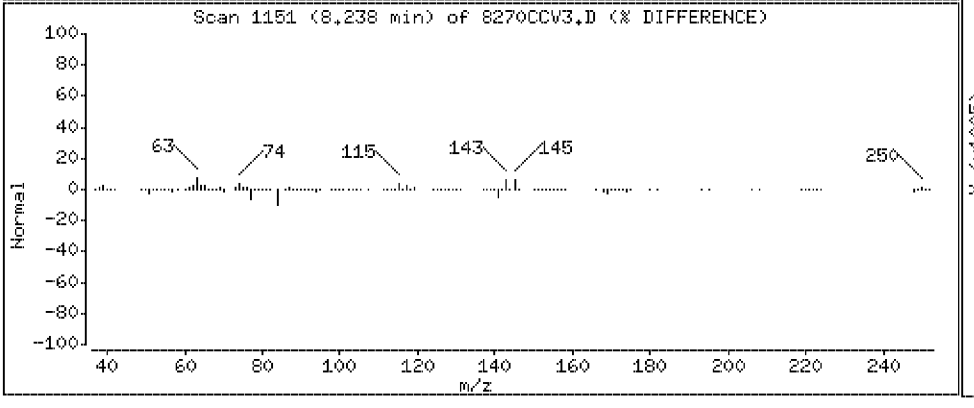

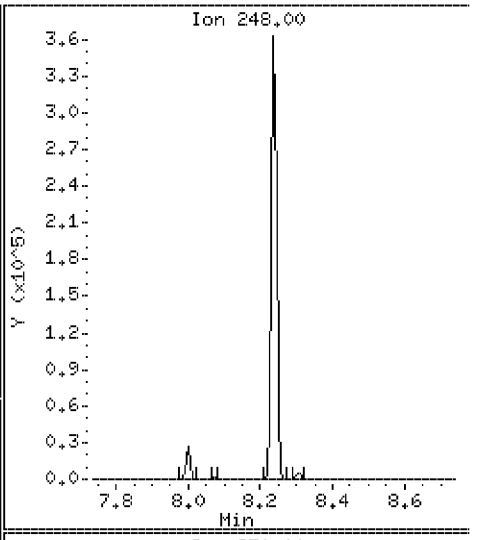

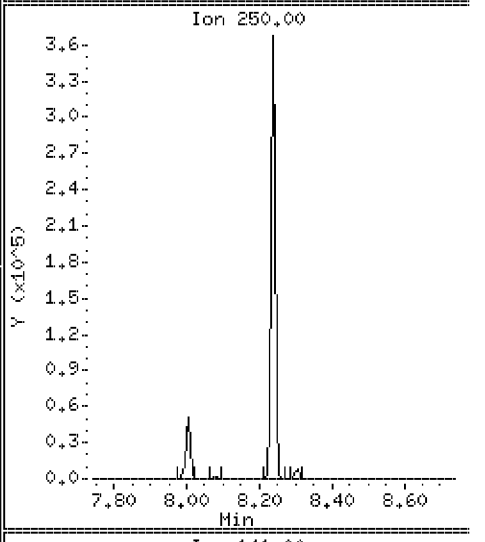

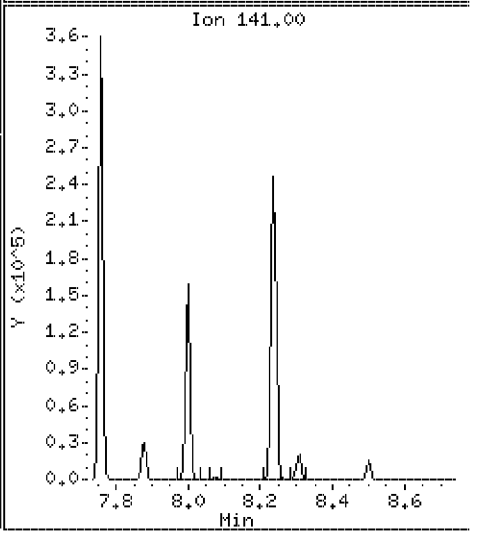

Data File: \\Svecd04\DD\chem\smsd03.i\S305031P.b\8270CCV3.D

Date : 03-MAY-2012 15:10

Client ID: 8270CCV3

Instrument: smsd03.i

Sample Info: 45924

Purge Volume: 1000.0

Operator: PEL

Column phase: HPMS-5

Column diameter: 0.25

94 Hexachlorobenzene

Concentration: 47.6 ug/l

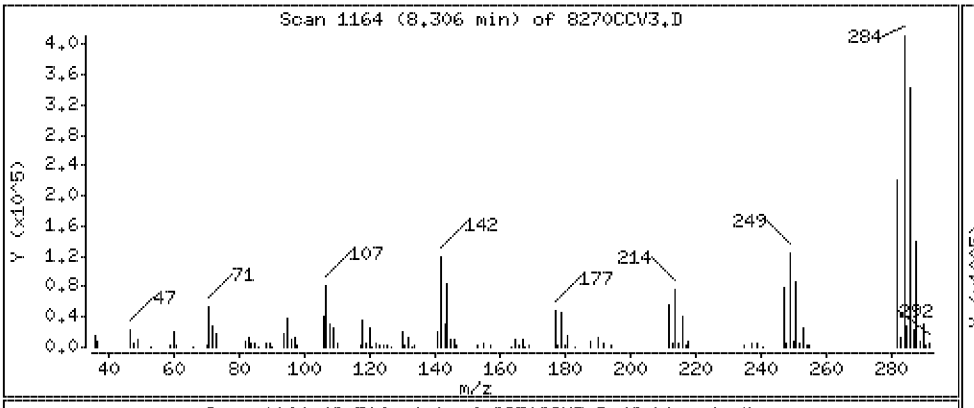

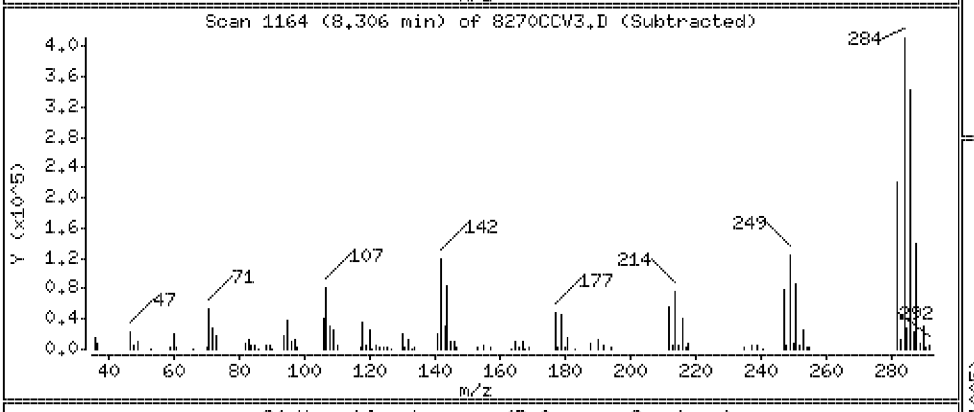

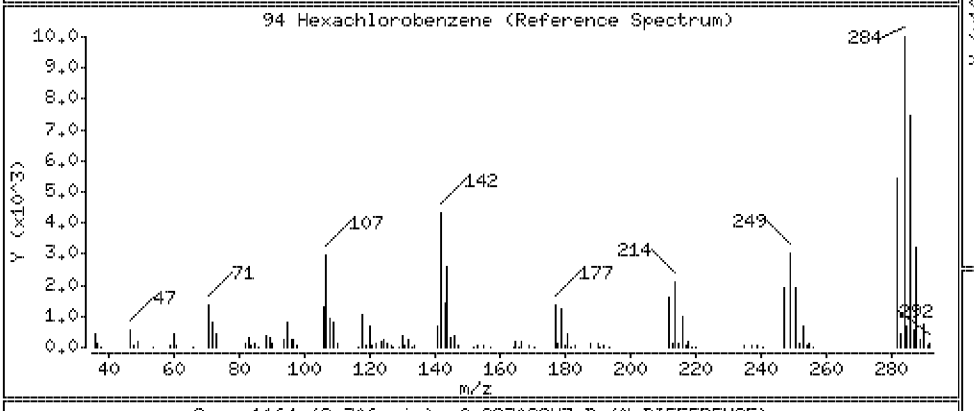

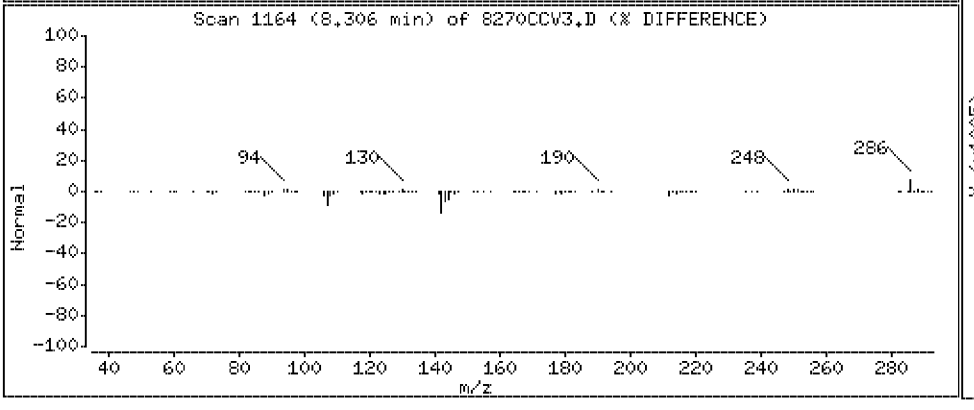

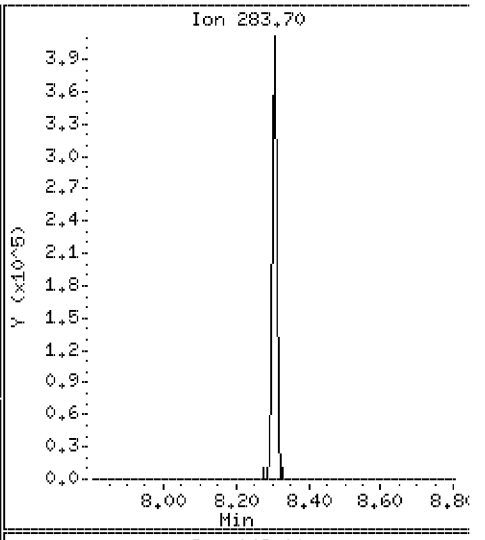

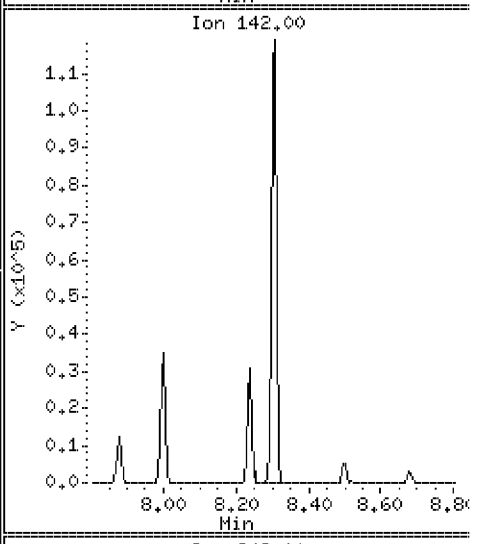

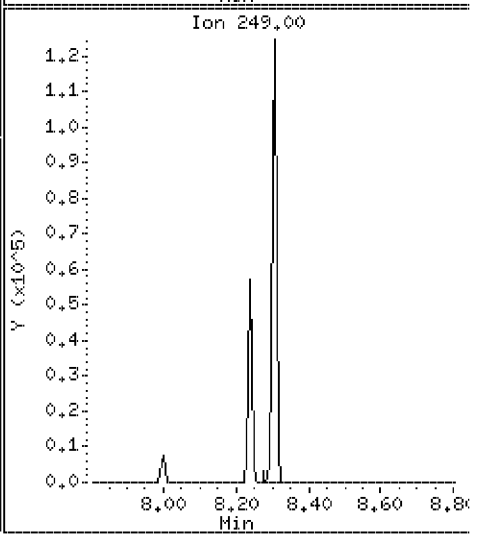

Data File: \\Svecd04\DD\chem\smsd03.i\S305031P.b\8270CCV3.D

Date : 03-MAY-2012 15:10

Client ID: 8270CCV3 | Instrument: smsd03.i

Sample Info: 45924

Purge Volume: 1000.0 | Operator: PEL

Column phase: HPMS-5 | Column diameter: 0.25

96 Pentachlorophenol | Concentration: 49.2 ug/l

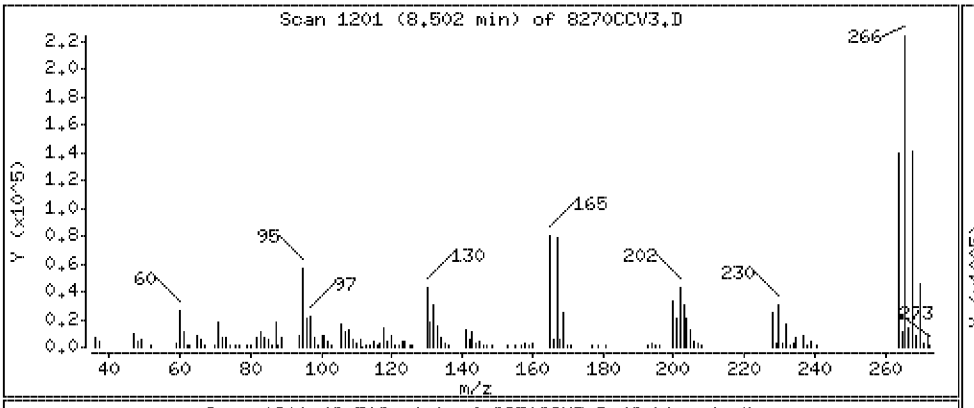

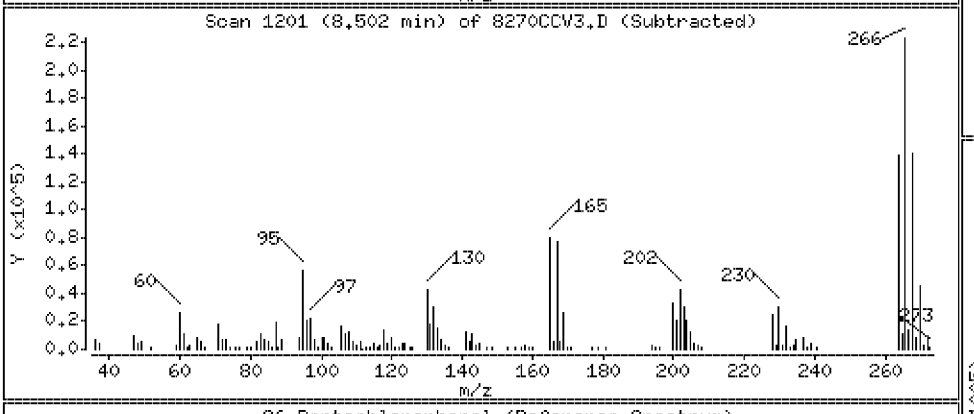

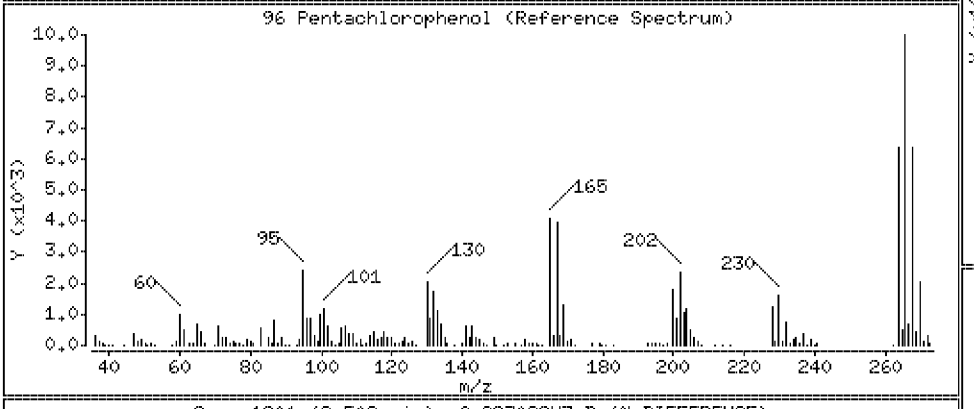

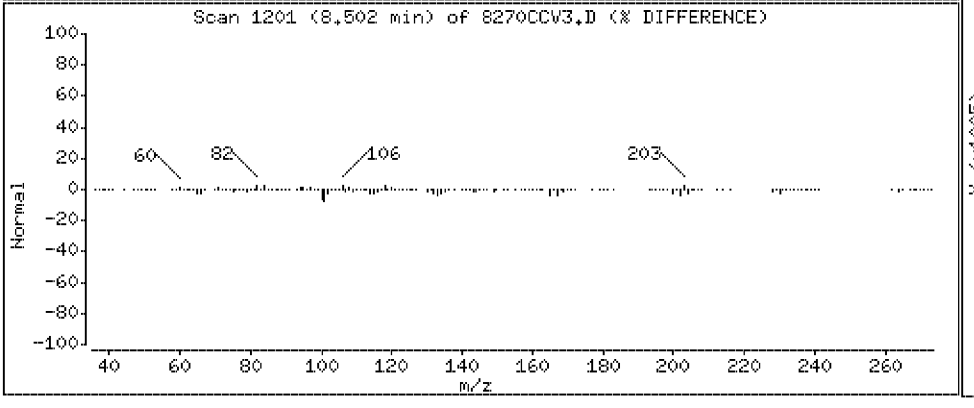

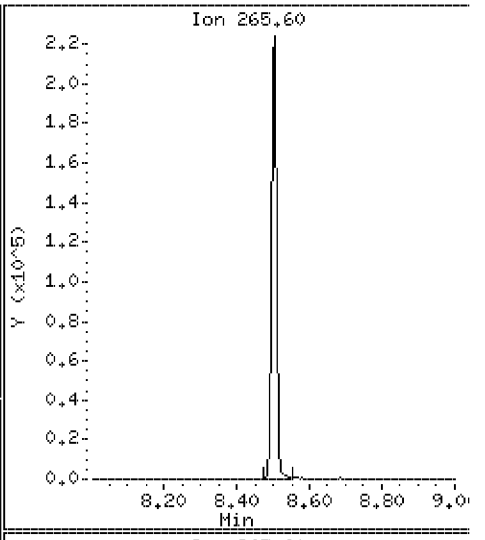

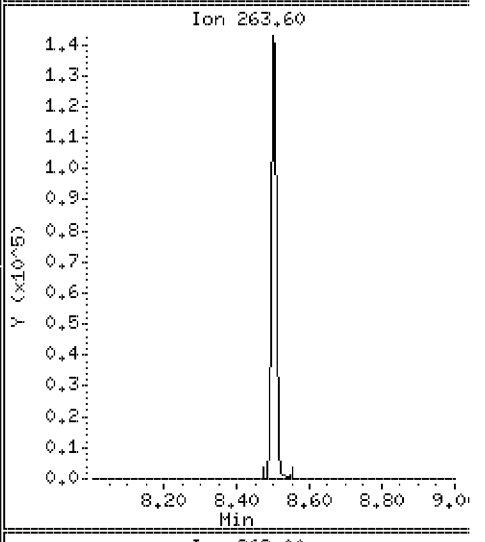

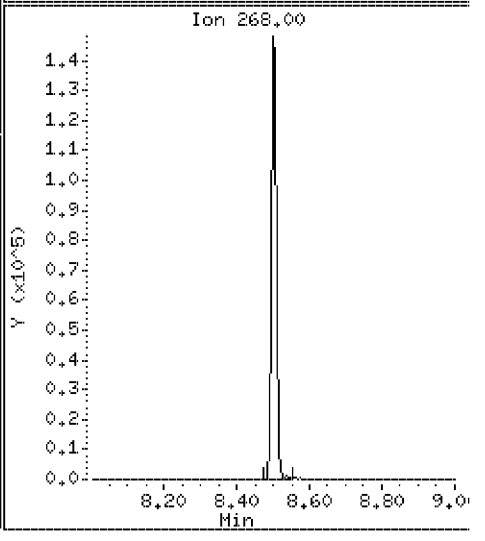

Data File: \\Svecd04\DD\chem\smsd03.i\S305031P.b\8270CCV3.D

Date : 03-MAY-2012 15:10

Client ID: 8270CCV3 Instrument: smsd03.i

Sample Info: 45924

Purge Volume: 1000.0 Operator: PEL

Column phase: HPMS-5 Column diameter: 0.25

101 Phenanthrene Concentration: 46.9 ug/l

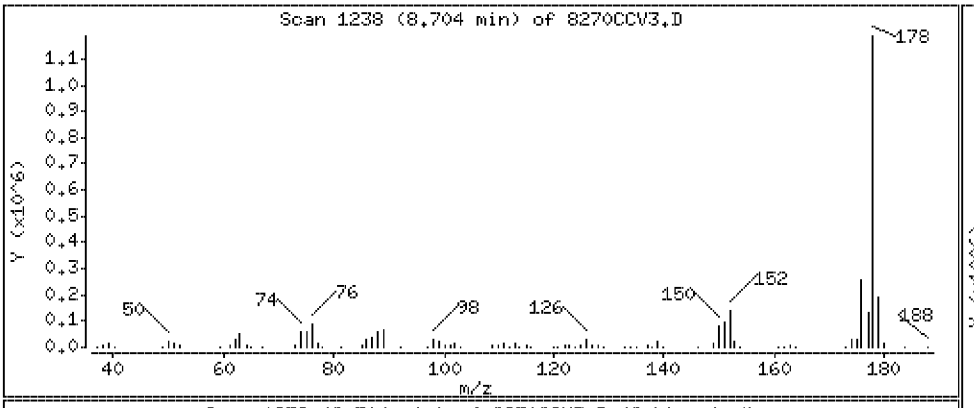

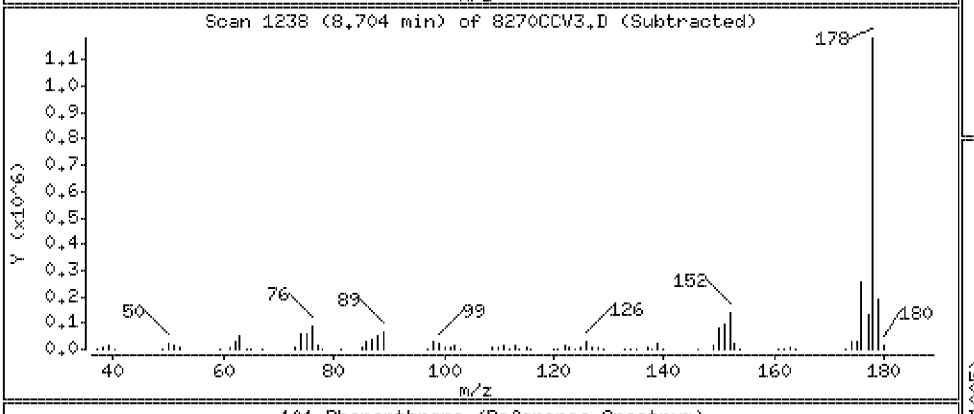

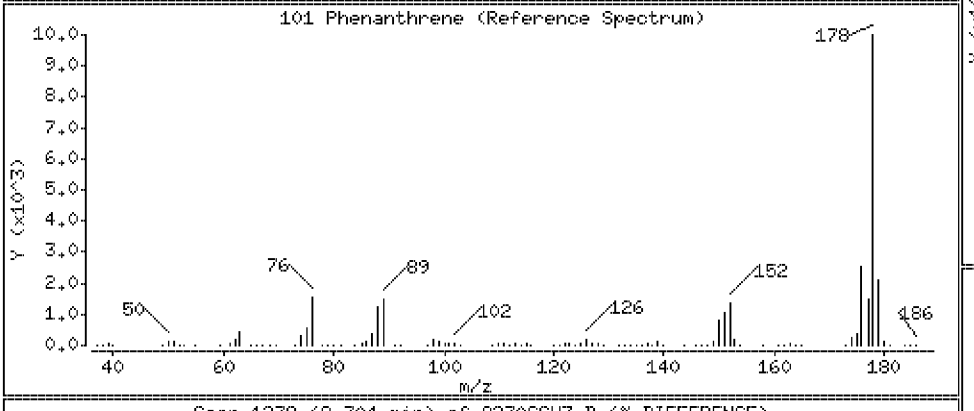

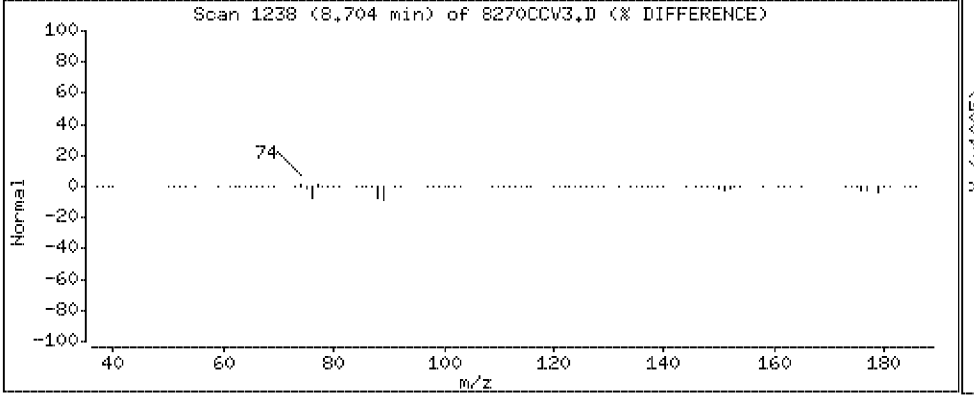

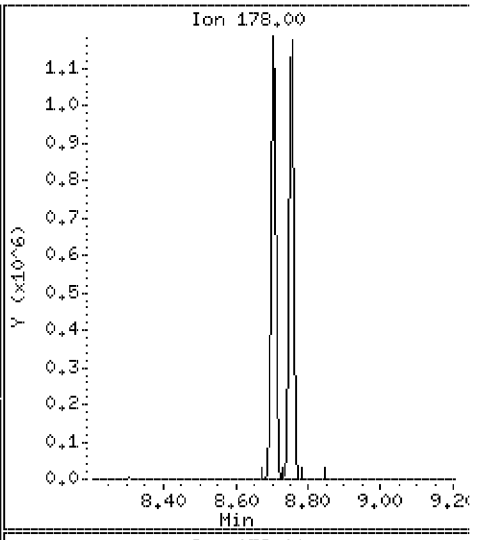

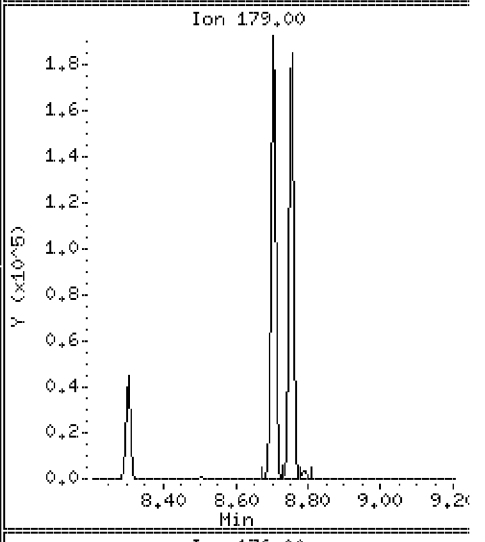

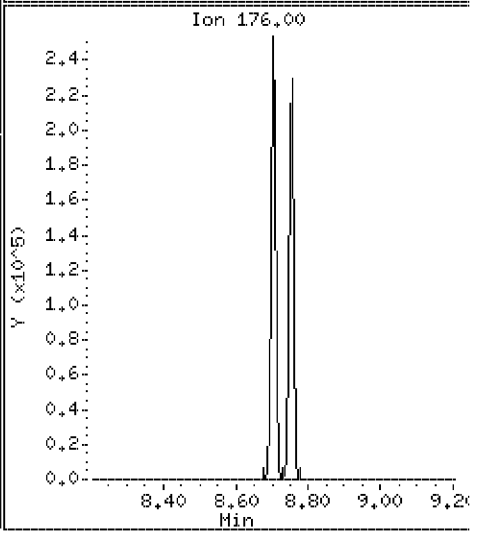

Data File: \\Svecd04\DD\chem\smsd03.i\S305031P.b\8270CCV3.D

Date : 03-MAY-2012 15:10

Client ID: 8270CCV3

Instrument: smsd03.i

Sample Info: 45924

Purge Volume: 1000.0

Operator: PEL

Column phase: HPMS-5

Column diameter: 0.25

103 Anthracene

Concentration: 47.2 ug/l

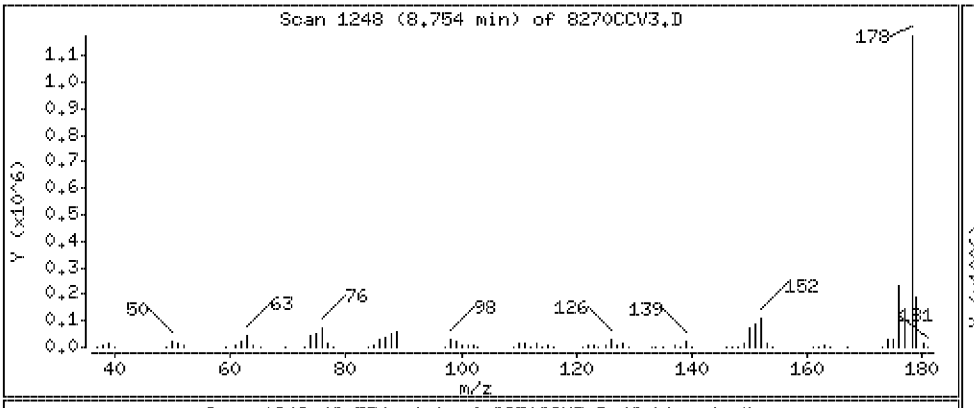

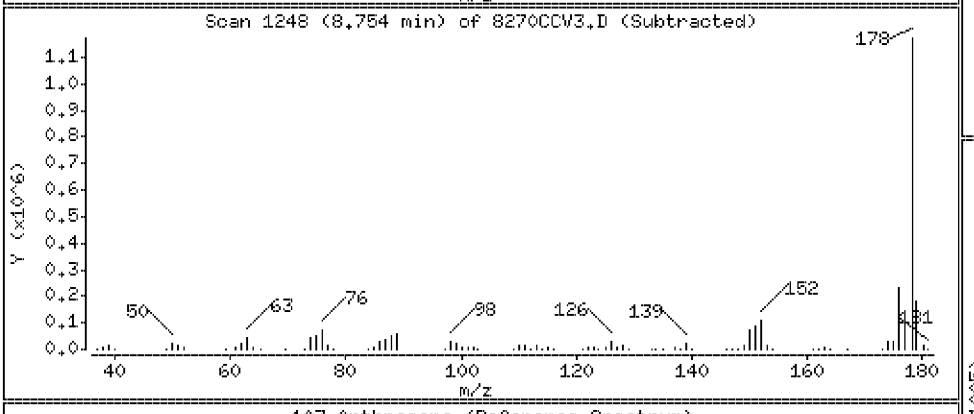

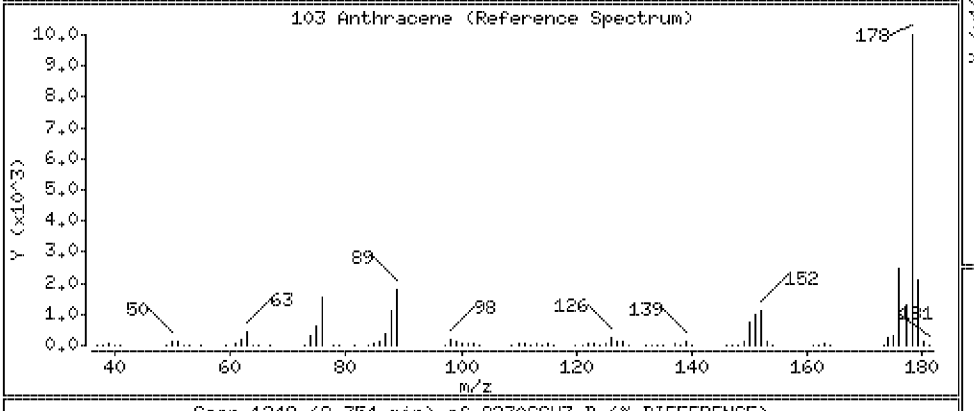

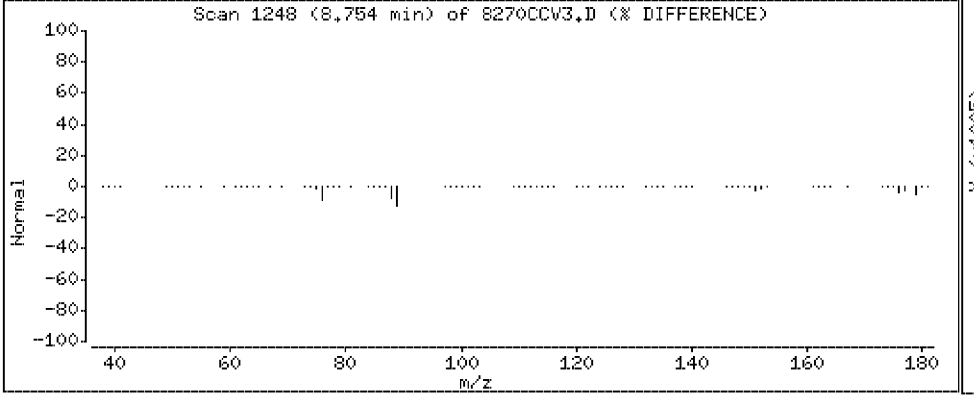

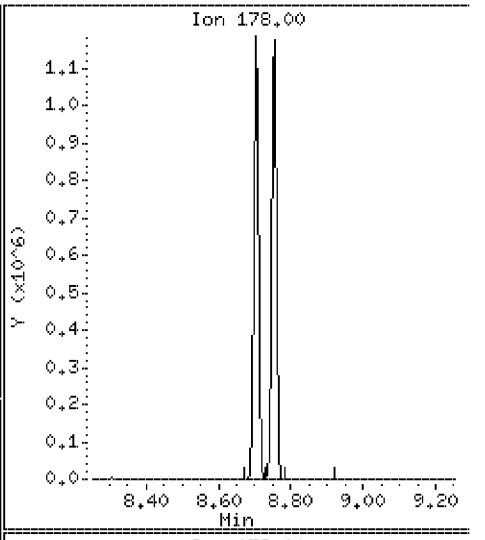

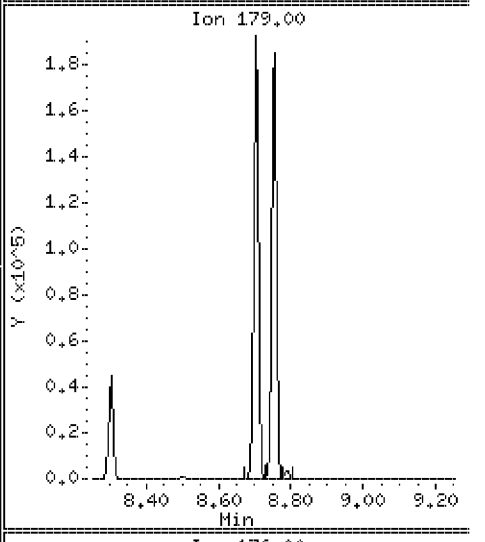

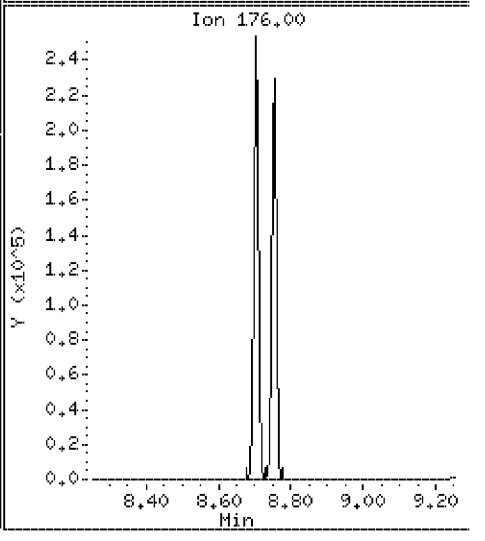

Data File: \\Svecd04\DD\chem\smsd03.i\S305031P.b\8270CCV3.D

Date : 03-MAY-2012 15:10

Client ID: 8270CCV3

Instrument: smsd03.i

Sample Info: 45924

Purge Volume: 1000.0

Operator: PEL

Column phase: HPMS-5

Column diameter: 0.25

104 Carbazole

Concentration: 45.5 ug/l

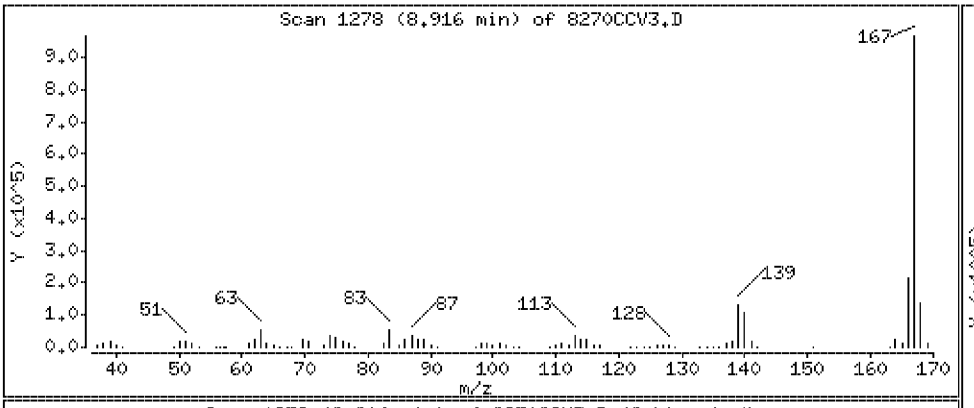

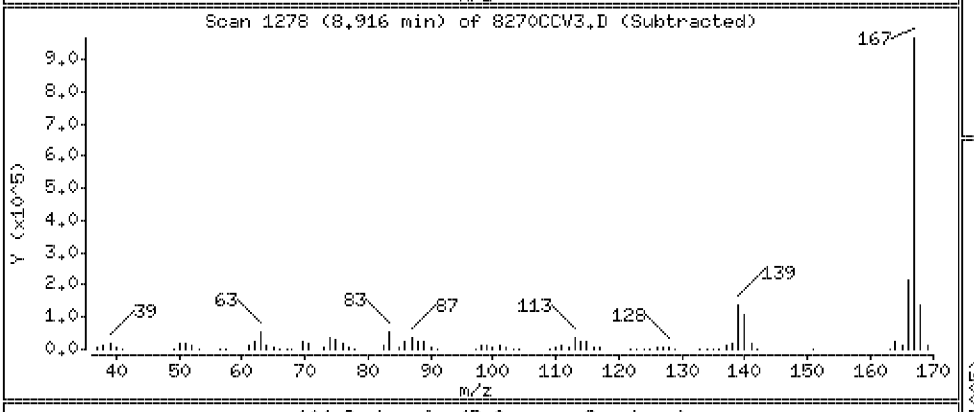

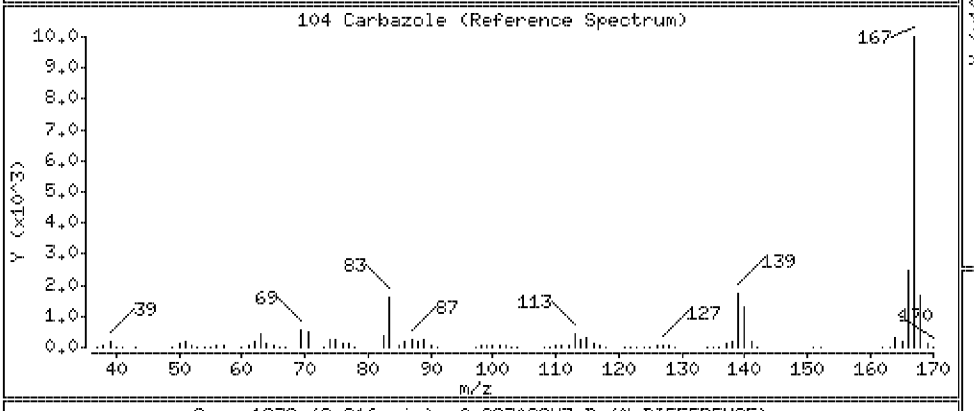

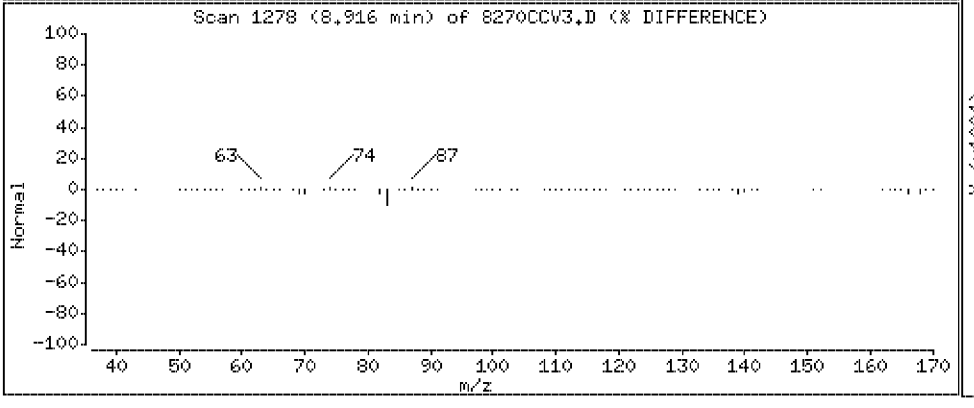

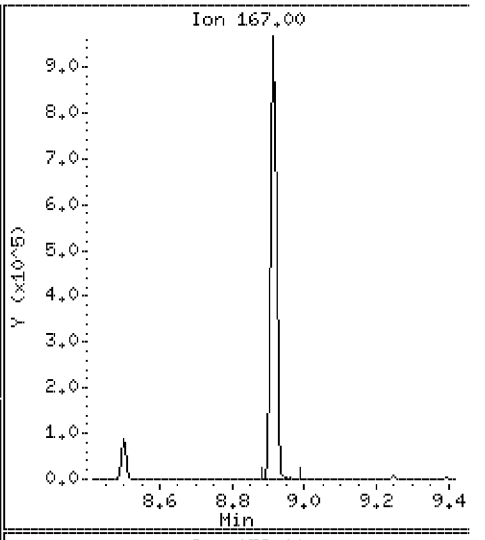

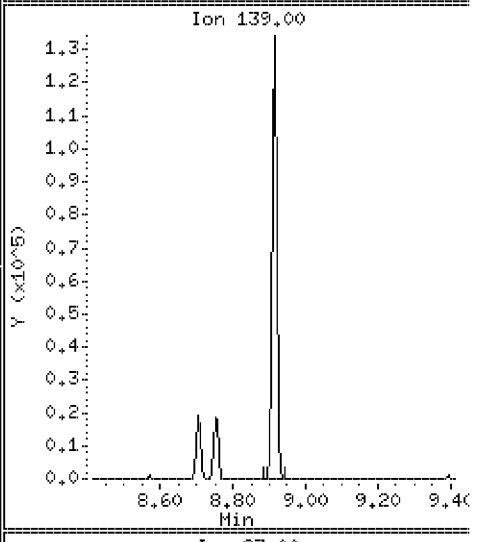

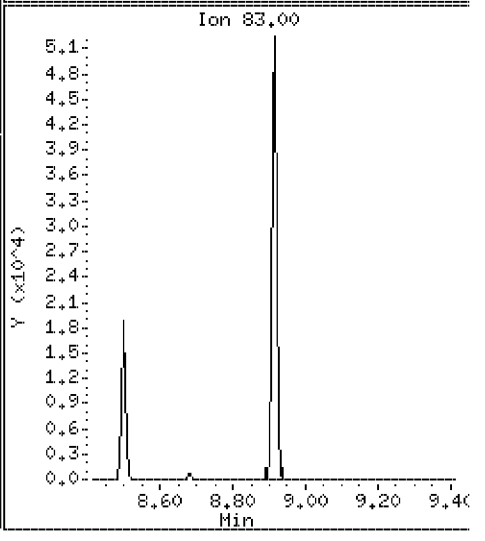

Data File: \\Svecd04\DD\chem\smsd03.i\S305031P.b\8270CCV3.D

Date : 03-MAY-2012 15:10

Client ID: 8270CCV3 Instrument: smsd03.i

Sample Info: 45924

Purge Volume: 1000.0 Operator: PEL

Column phase: HPMS-5 Column diameter: 0.25

105 Di-n-butylphthalate Concentration: 49.0 ug/l

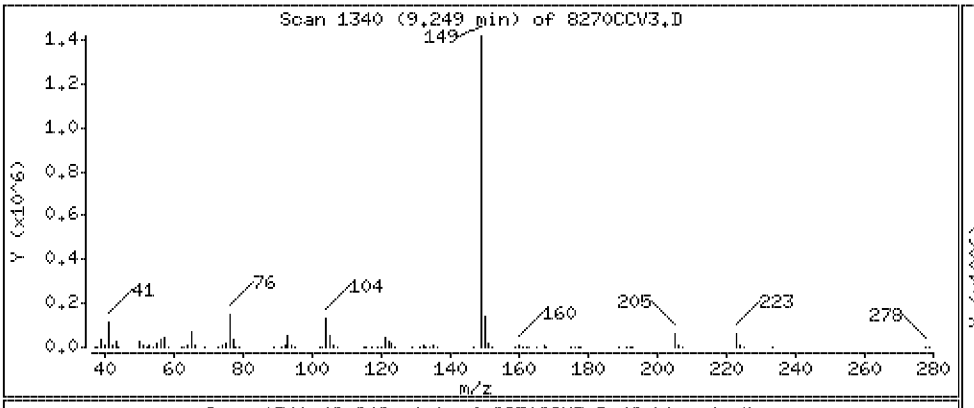

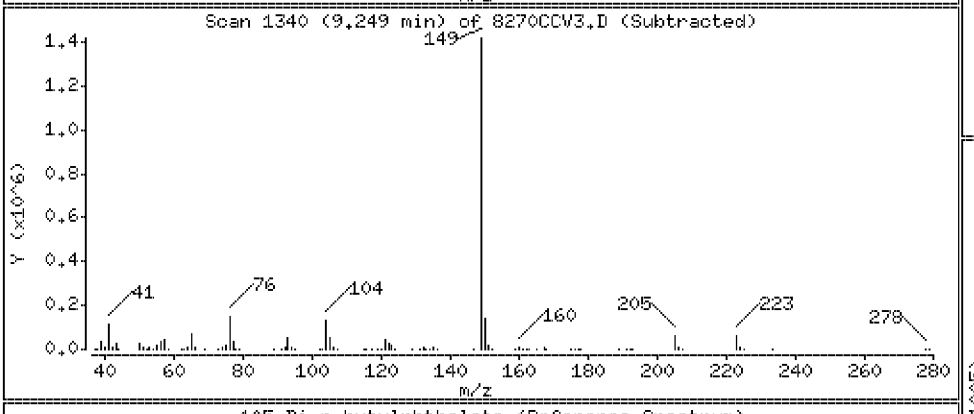

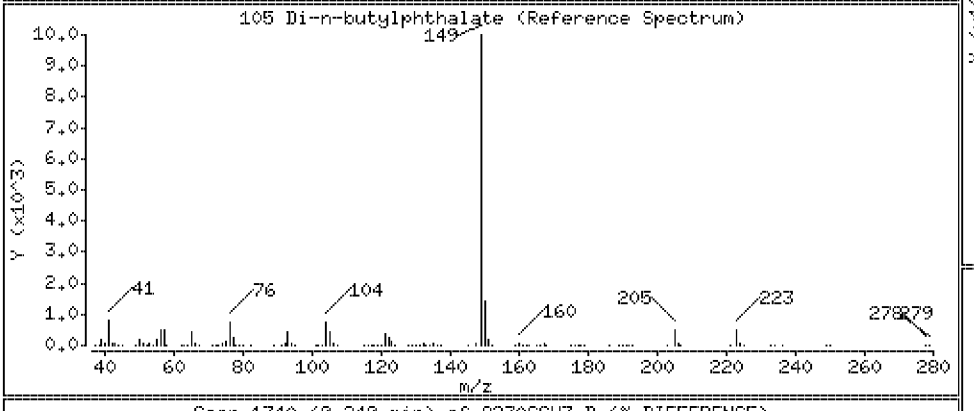

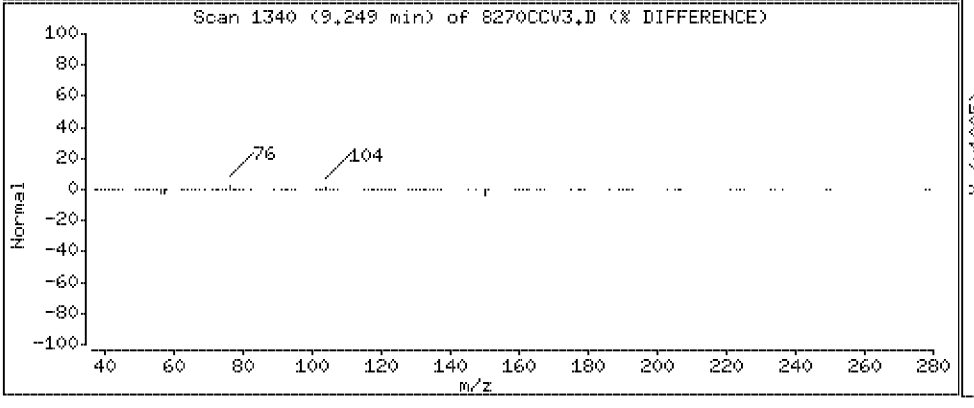

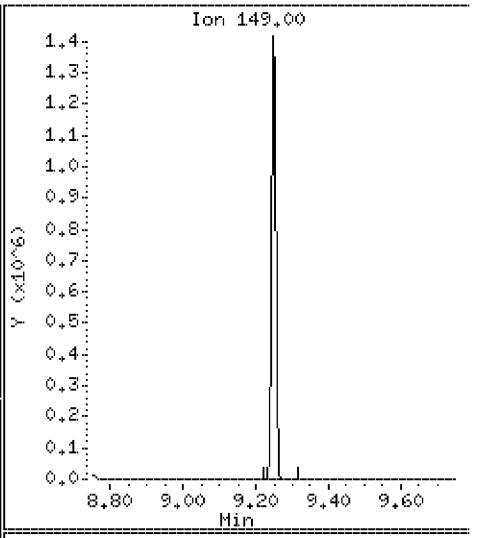

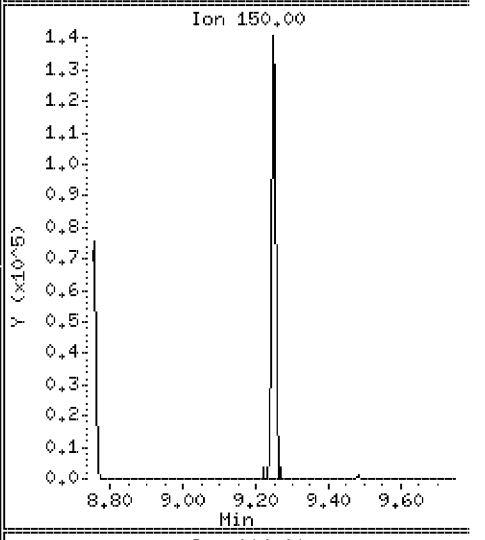

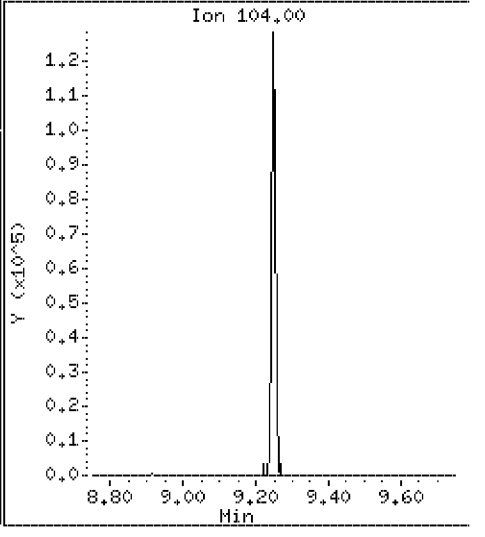

Data File: \\Svecd04\DD\chem\smsd03.i\S305031P.b\8270CCV3.D

Date : 03-MAY-2012 15:10

Client ID: 8270CCV3

Instrument: smsd03.i

Sample Info: 45924

Purge Volume: 1000.0

Operator: PEL

Column phase: HPMS-5

Column diameter: 0.25

109 Fluoranthene

Concentration: 48.7 ug/l

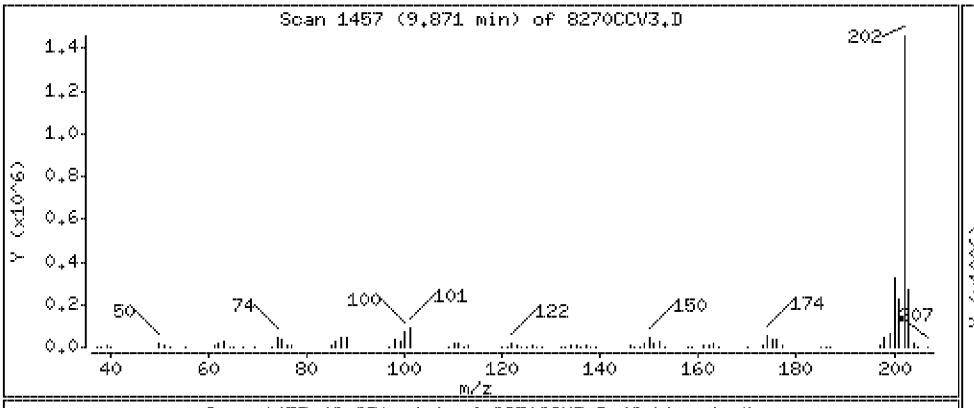

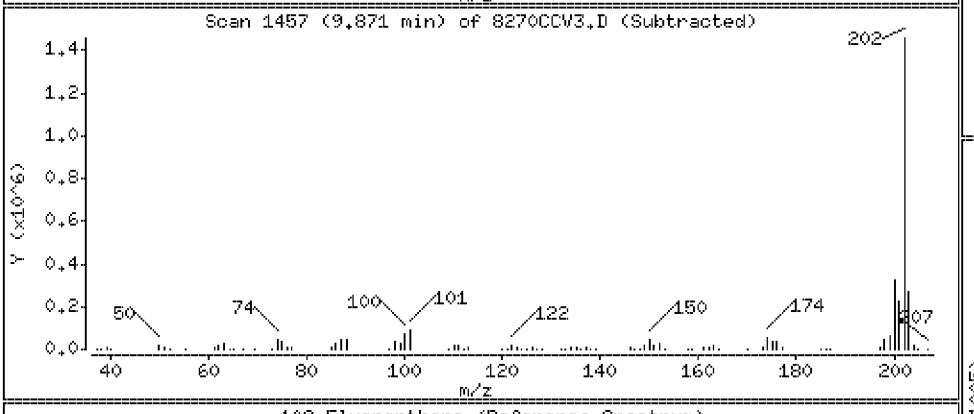

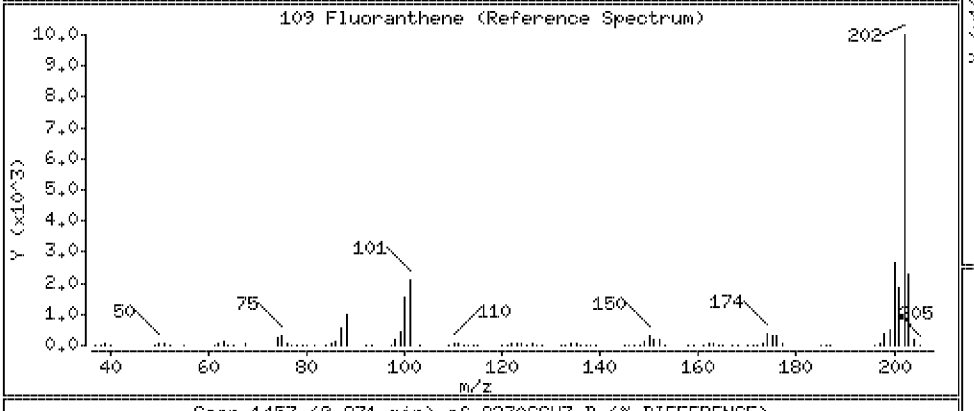

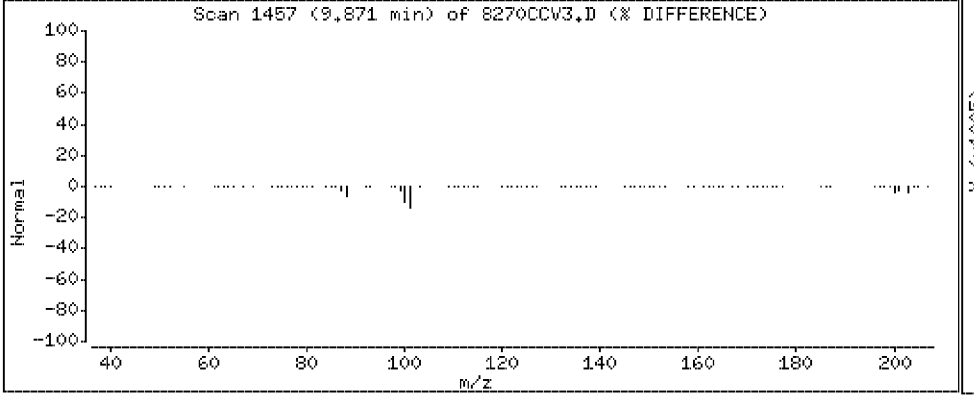

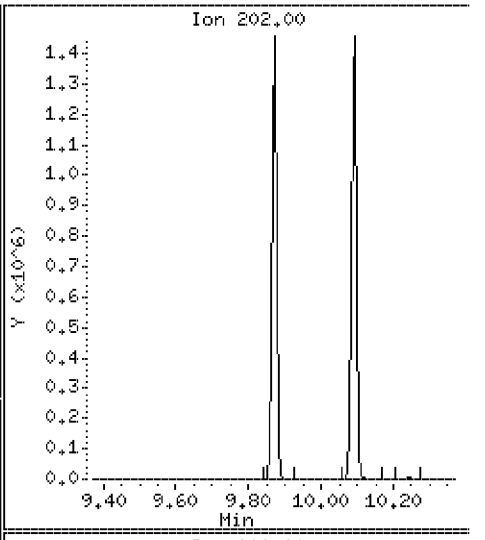

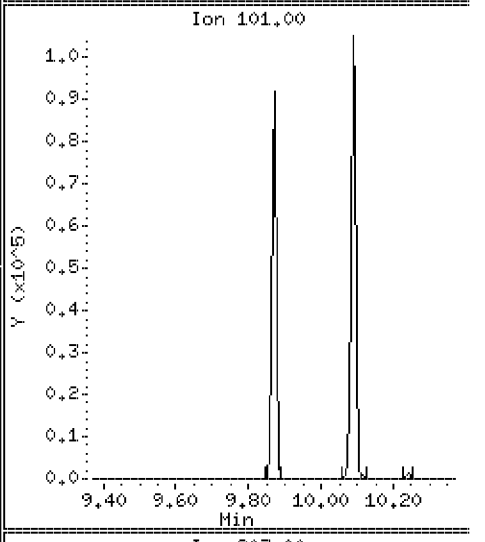

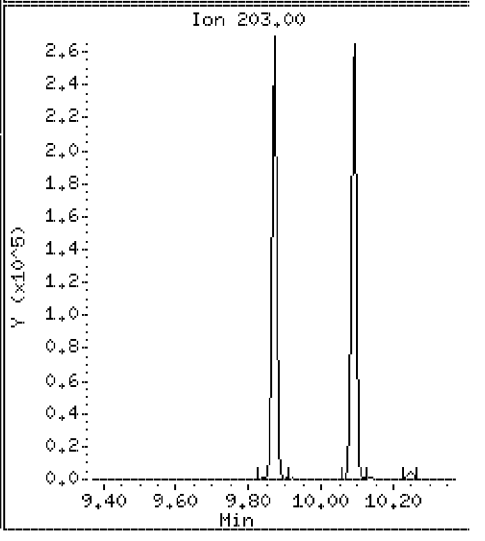

Data File: \\Svecd04\DD\chem\smsd03.i\S305031P.b\8270CCV3.D

Date : 03-MAY-2012 15:10

Client ID: 8270CCV3

Instrument: smsd03.i

Sample Info: 45924

Purge Volume: 1000.0

Operator: PEL

Column phase: HPMS-5

Column diameter: 0.25

111 Pyrene

Concentration: 43.8 ug/l

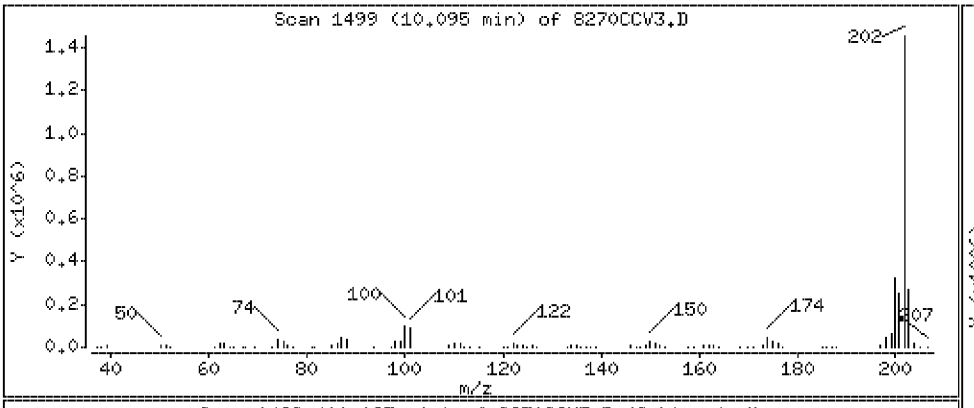

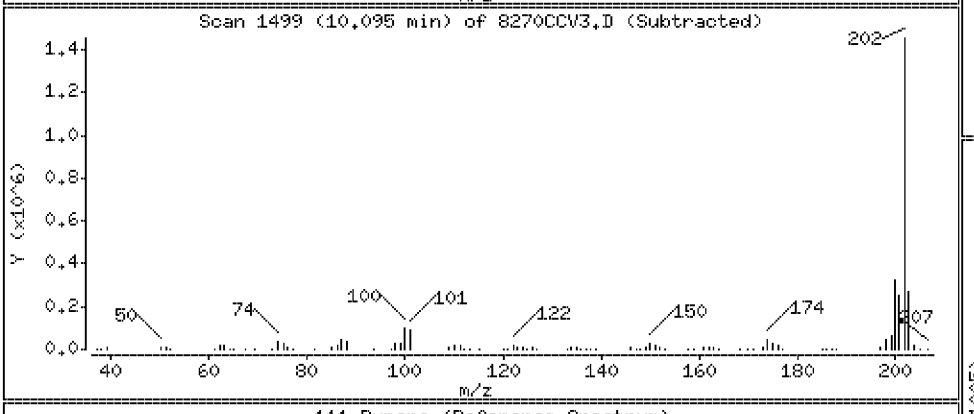

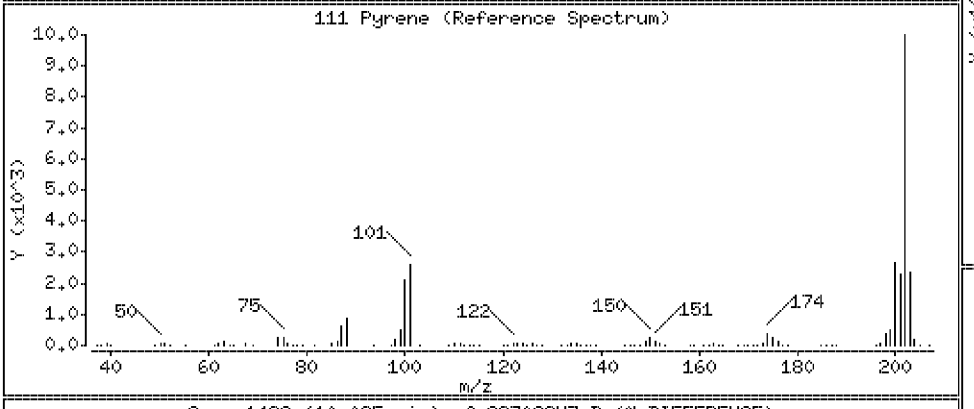

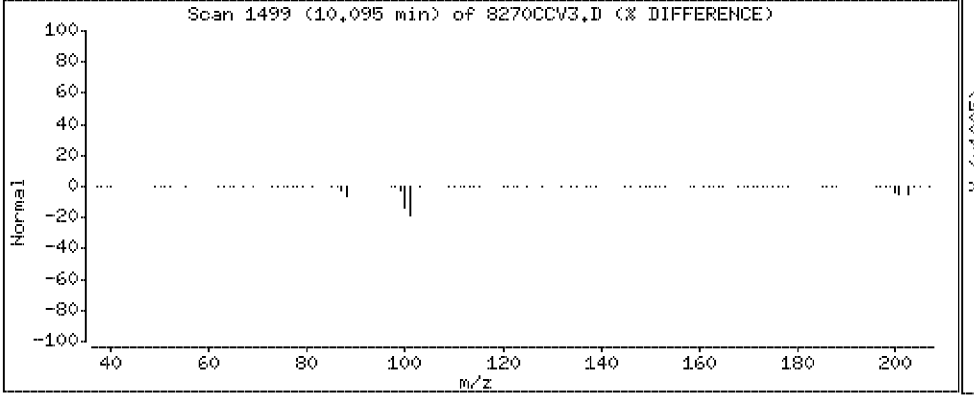

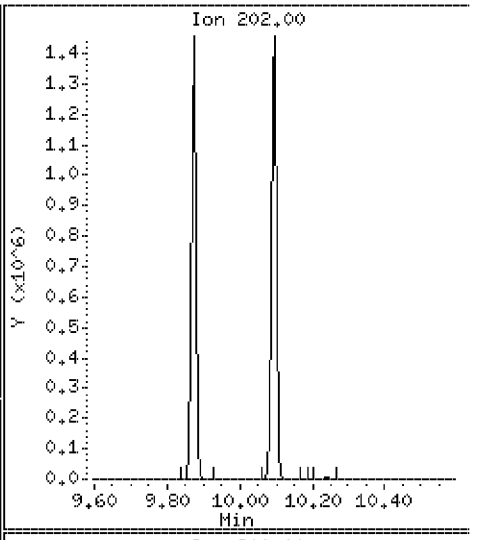

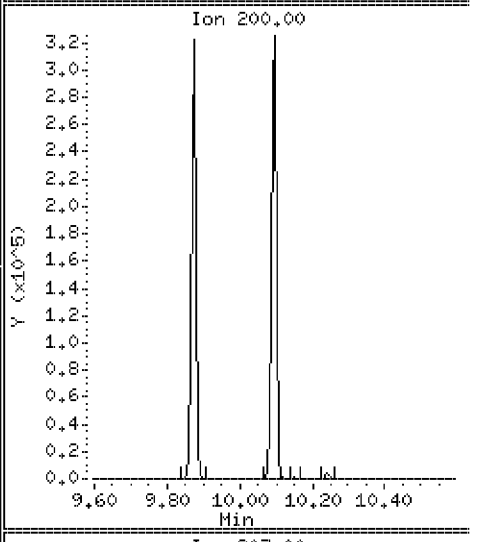

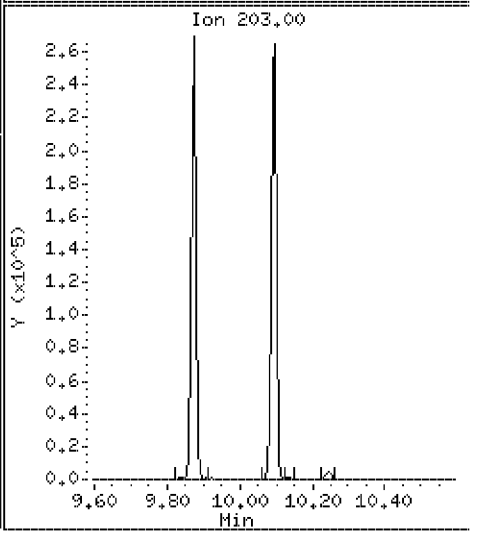

Data File: \\Svecd04\DD\chem\smsd03.i\S305031P.b\8270CCV3.D

Date : 03-MAY-2012 15:10

Client ID: 8270CCV3

Instrument: smsd03.i

Sample Info: 45924

Purge Volume: 1000.0

Operator: PEL

Column phase: HPMS-5

Column diameter: 0.25

118 Butylbenzylphthalate

Concentration: 42.3 ug/l

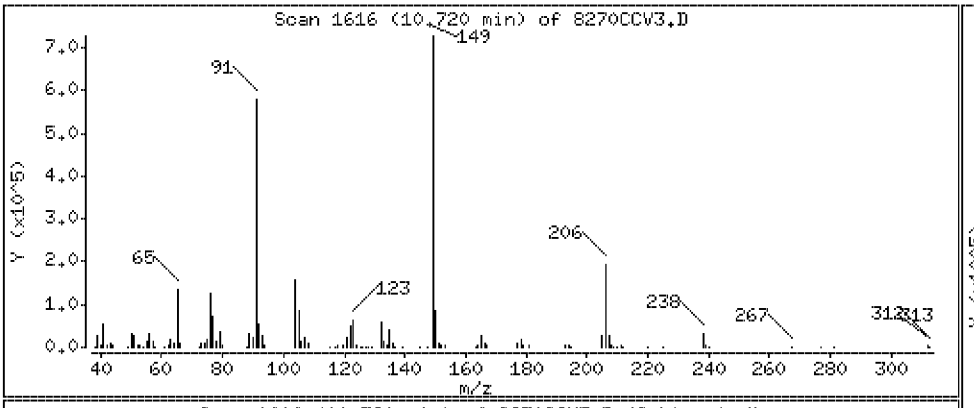

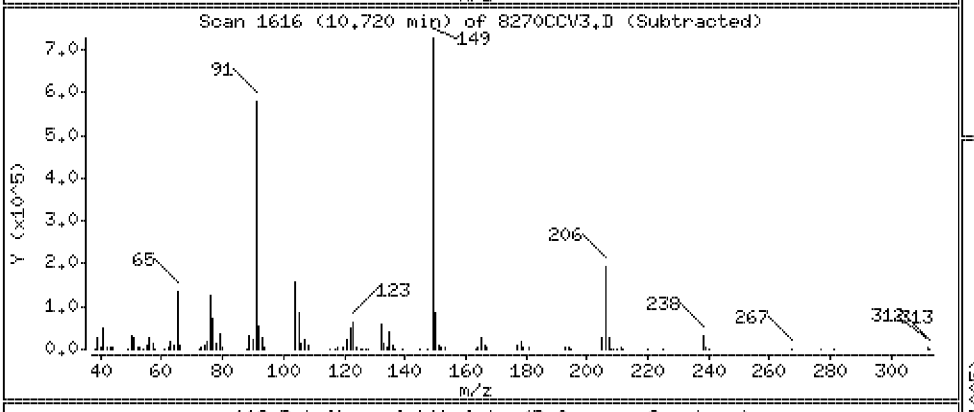

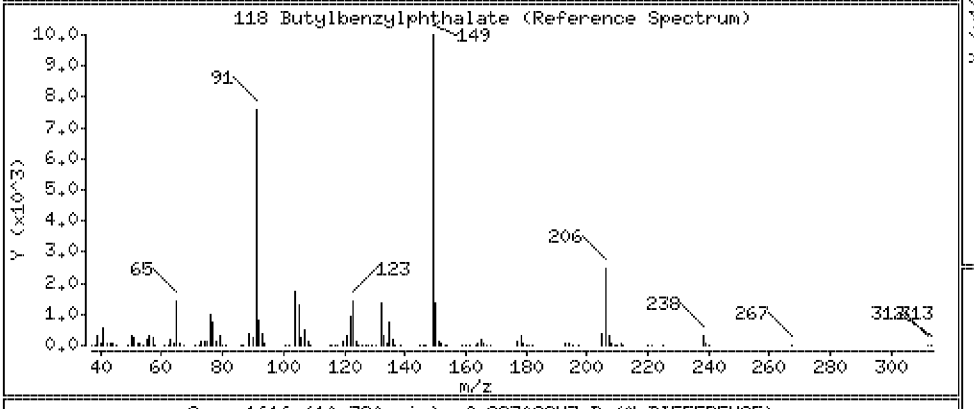

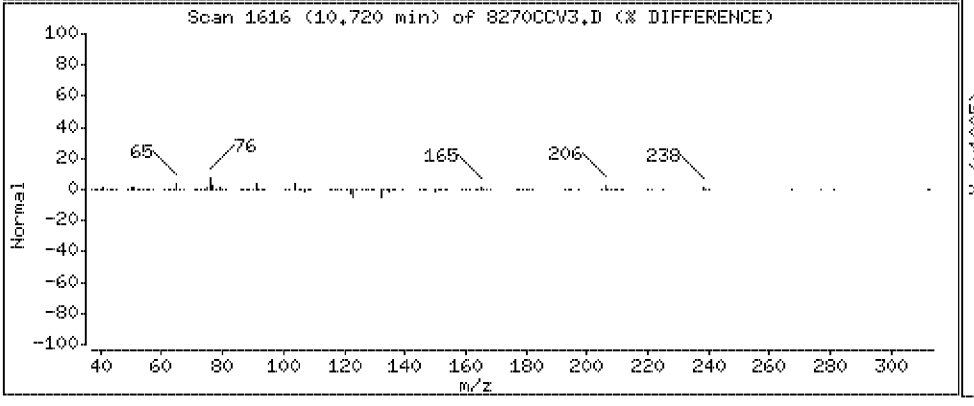

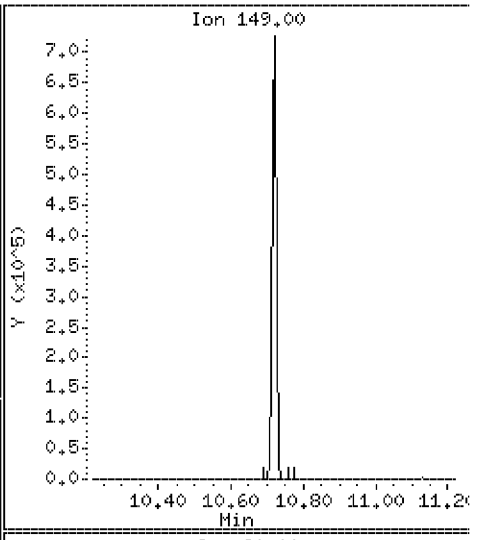

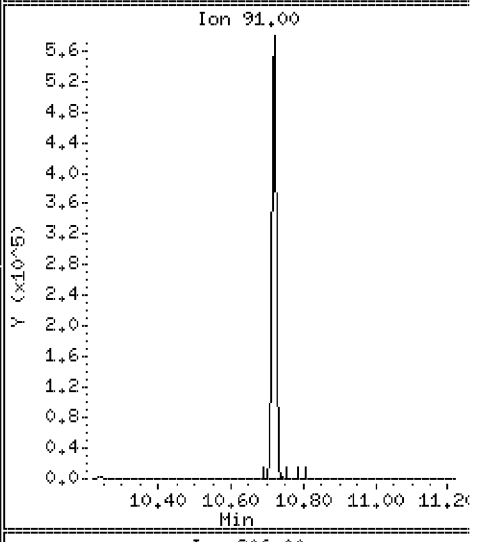

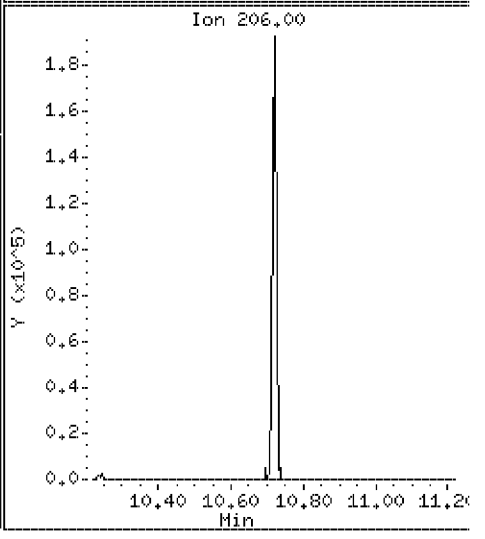

Data File: \\Svecd04\DD\chem\smsd03.i\S305031P.b\8270CCV3.D

Date : 03-MAY-2012 15:10

Client ID: 8270CCV3

Instrument: smsd03.i

Sample Info: 45924

Purge Volume: 1000.0

Operator: PEL

Column phase: HPMS-5

Column diameter: 0.25

120 Benzo[a]anthracene

Concentration: 43.4 ug/l

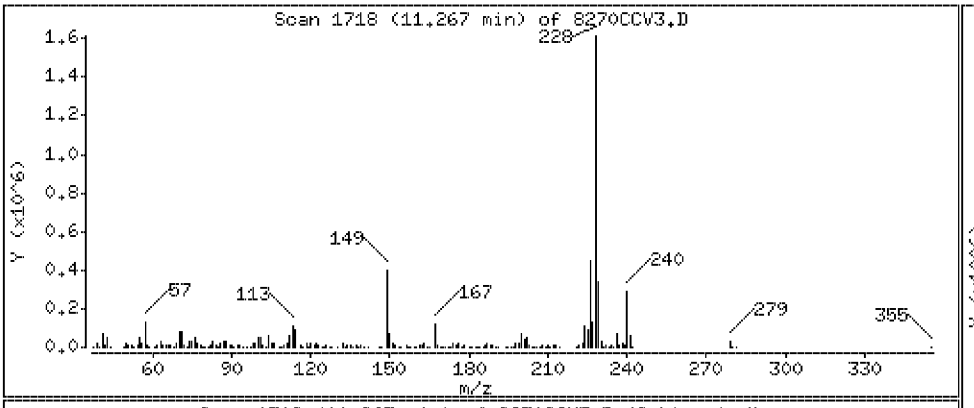

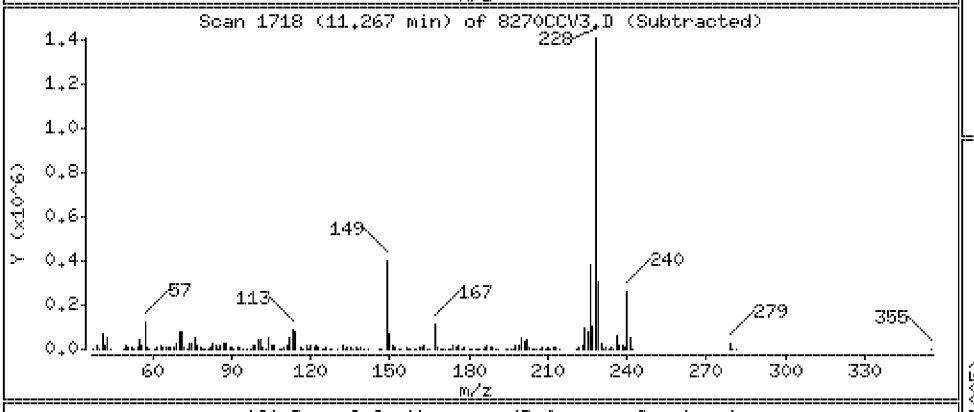

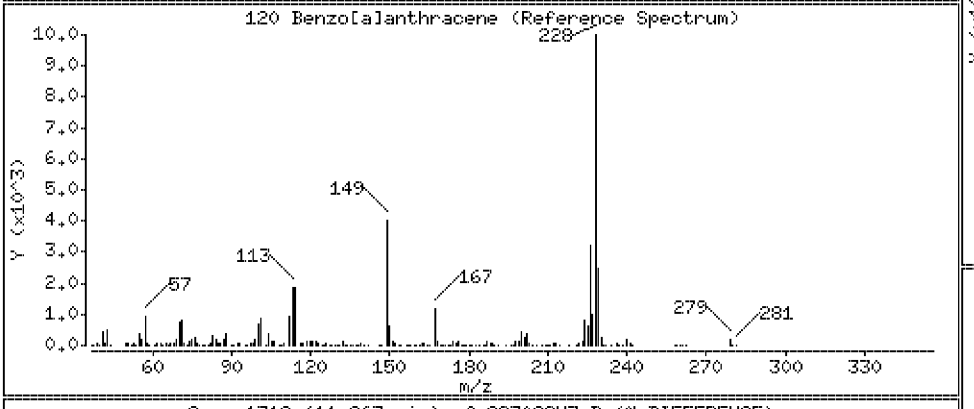

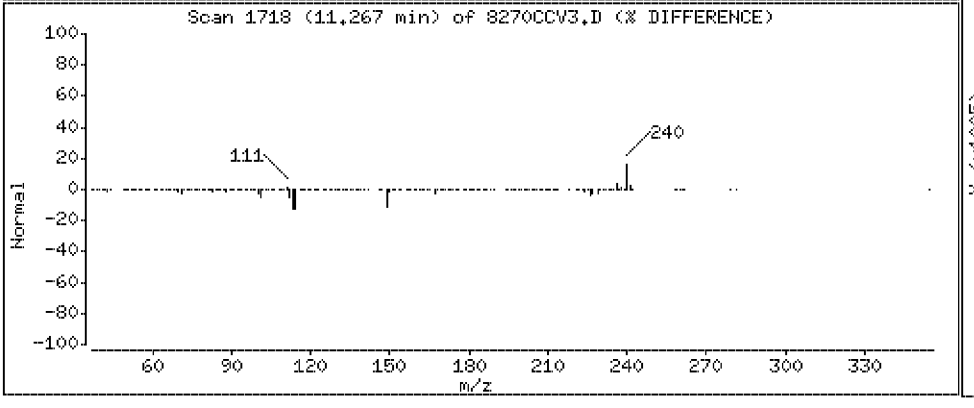

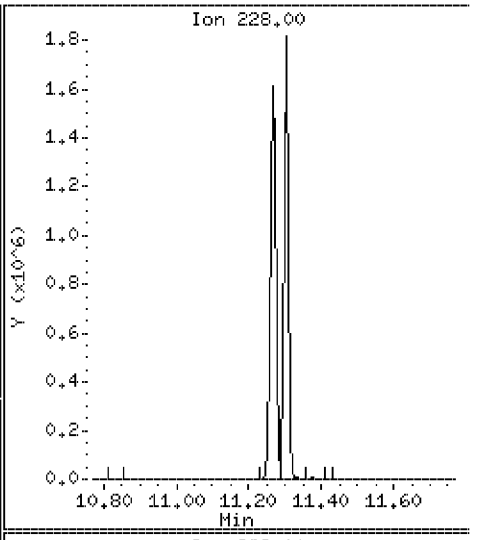

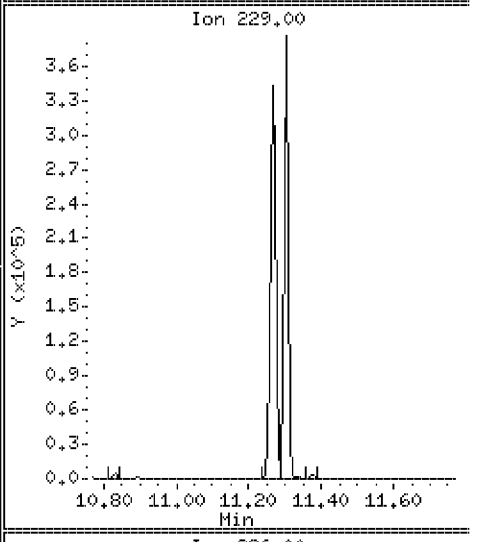

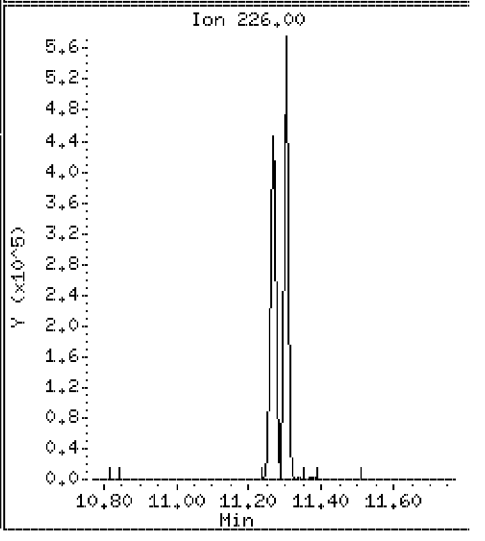

Data File: \\Svecd04\DD\chem\smsd03.i\S305031P.b\8270CCV3.D

Date : 03-MAY-2012 15:10

Client ID: 8270CCV3 Instrument: smsd03.i

Sample Info: 45924

Purge Volume: 1000.0 Operator: PEL

Column phase: HPMS-5 Column diameter: 0.25

123 Chrysene Concentration: 43.4 ug/l

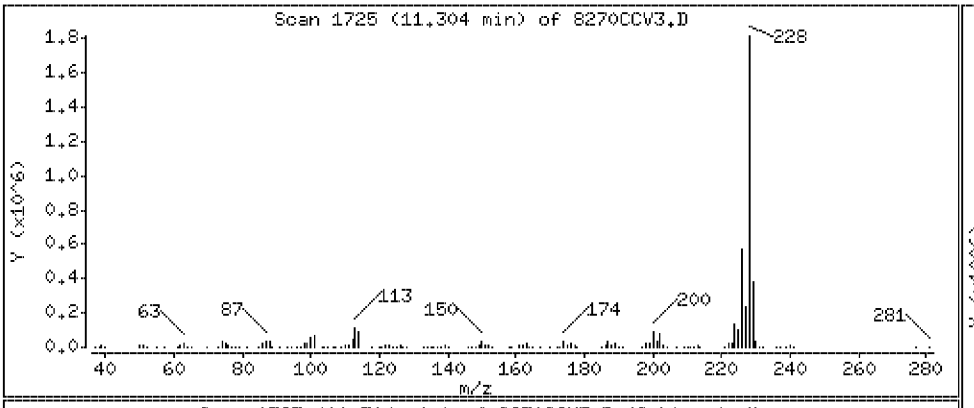

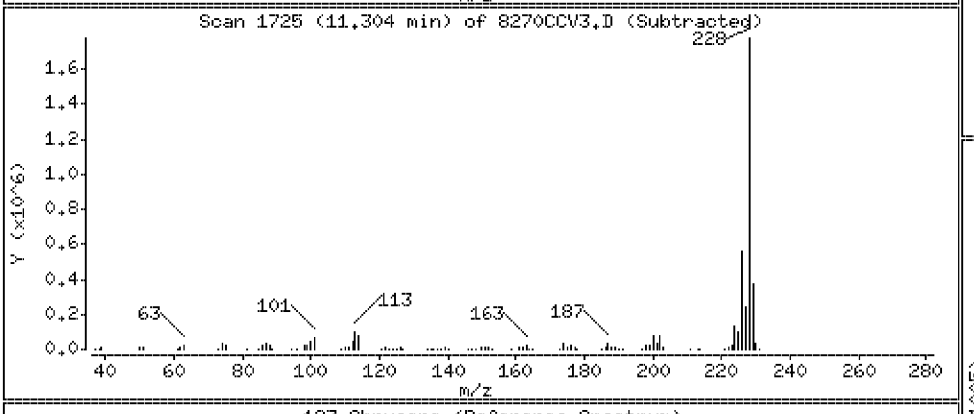

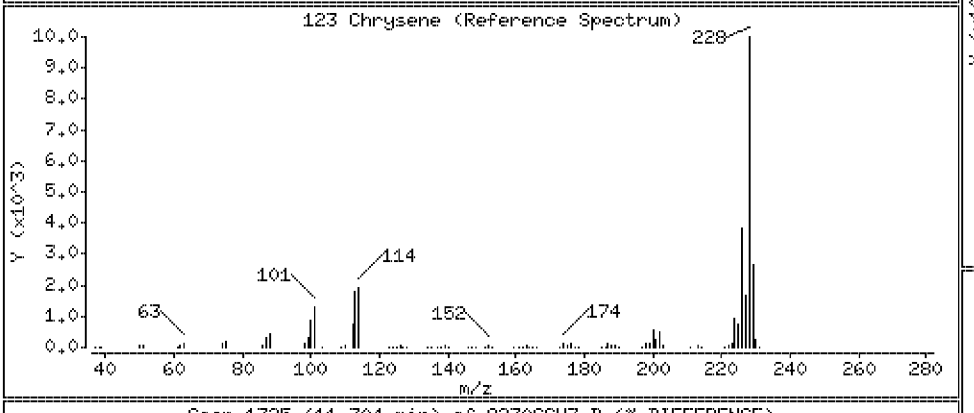

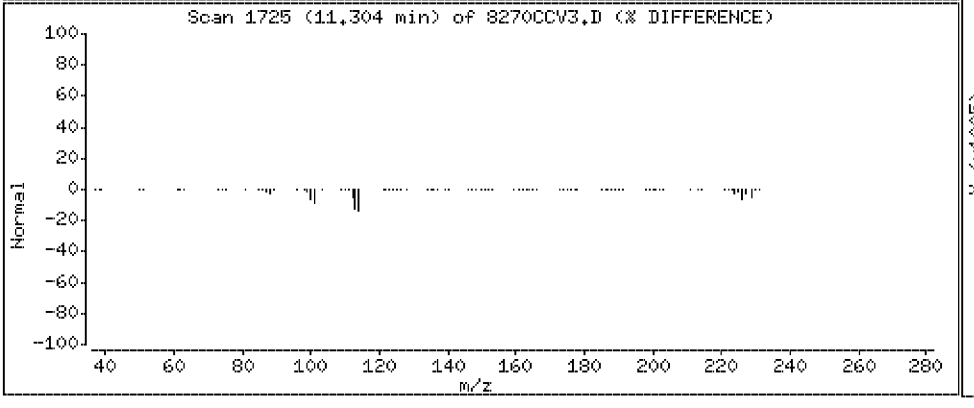

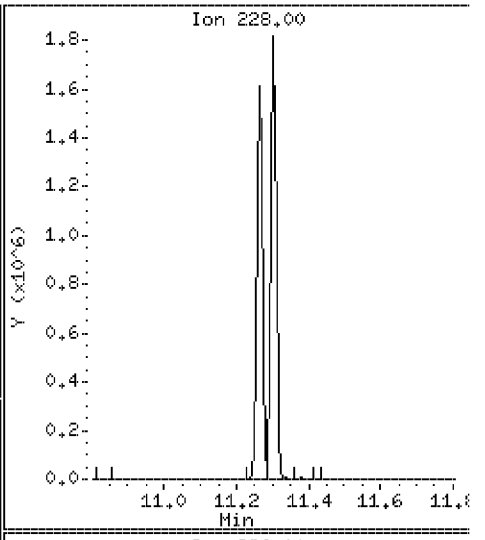

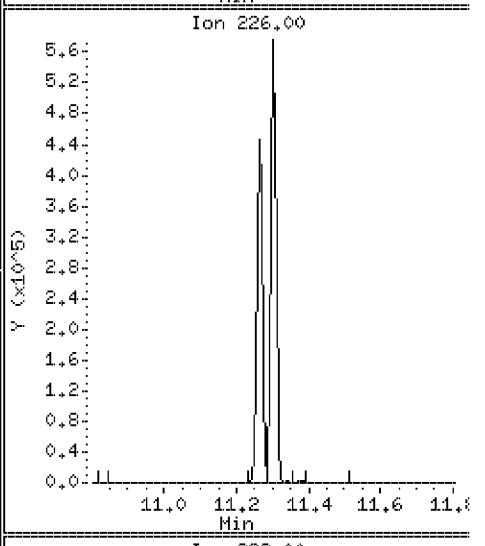

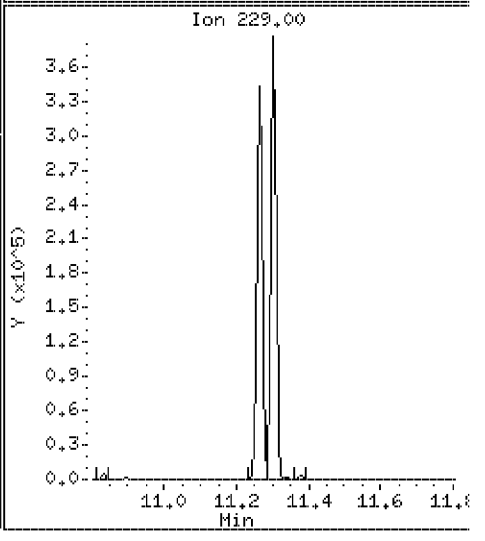

Data File: \\Svecd04\DD\chem\smsd03.i\S305031P.b\8270CCV3.D

Date : 03-MAY-2012 15:10

Client ID: 8270CCV3

Instrument: smsd03.i

Sample Info: 45924

Purge Volume: 1000.0

Operator: PEL

Column phase: HPMS-5

Column diameter: 0.25

124 Bis-2-Ethylhexylphthalate

Concentration: 47.2 ug/l

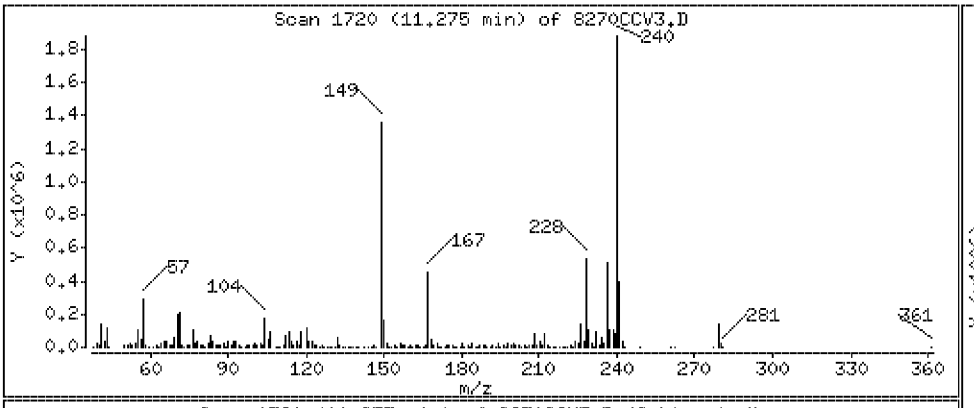

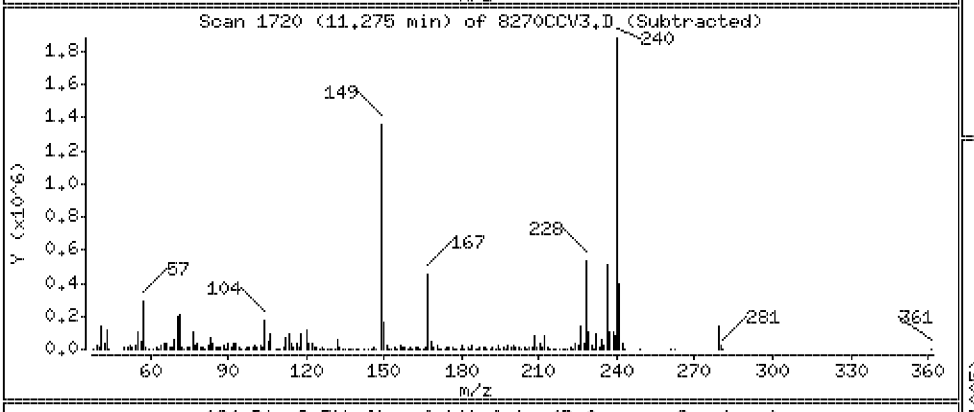

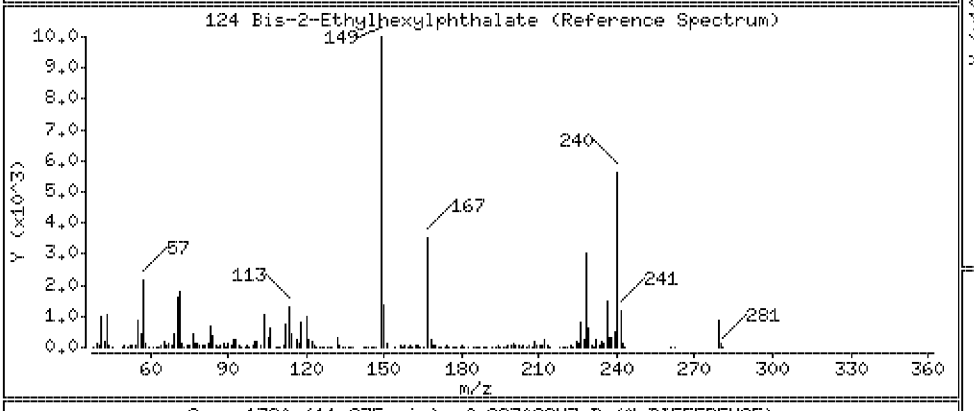

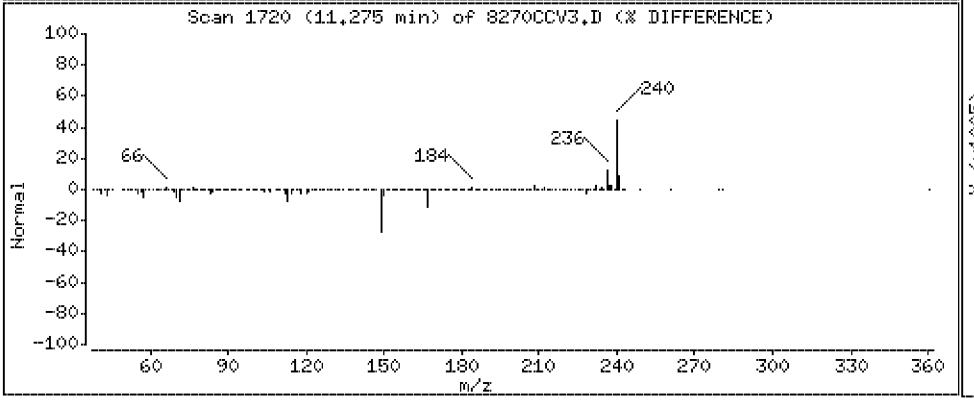

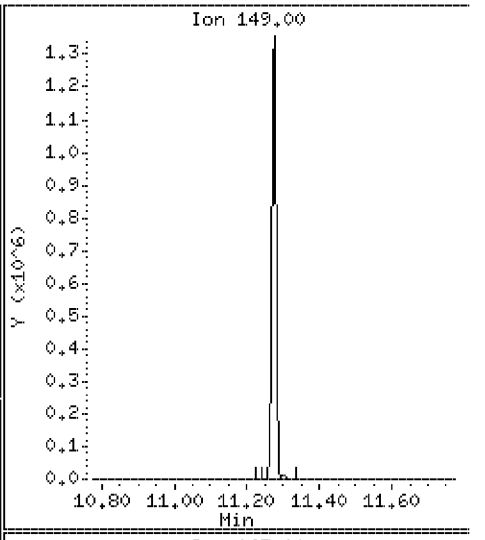

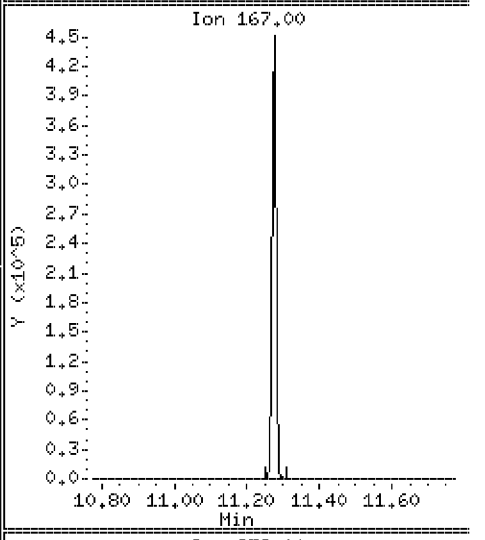

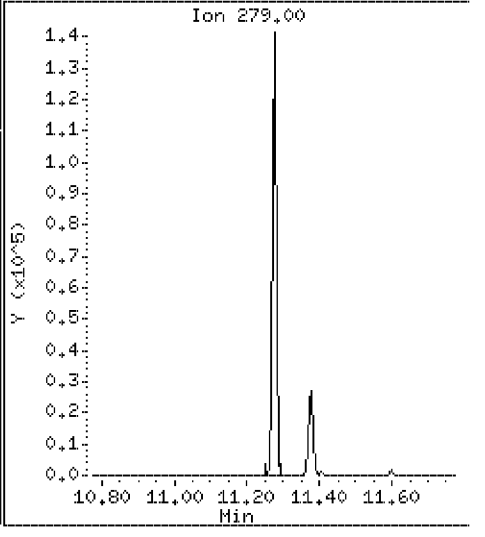

Data File: \\Svecd04\DD\chem\smsd03.i\S305031P.b\8270CCV3.D

Date : 03-MAY-2012 15:10

Client ID: 8270CCV3

Instrument: smsd03.i

Sample Info: 45924

Purge Volume: 1000.0

Operator: PEL

Column phase: HPMS-5

Column diameter: 0.25

125 Di-n-octylphthalate

Concentration: 48.1 ug/l

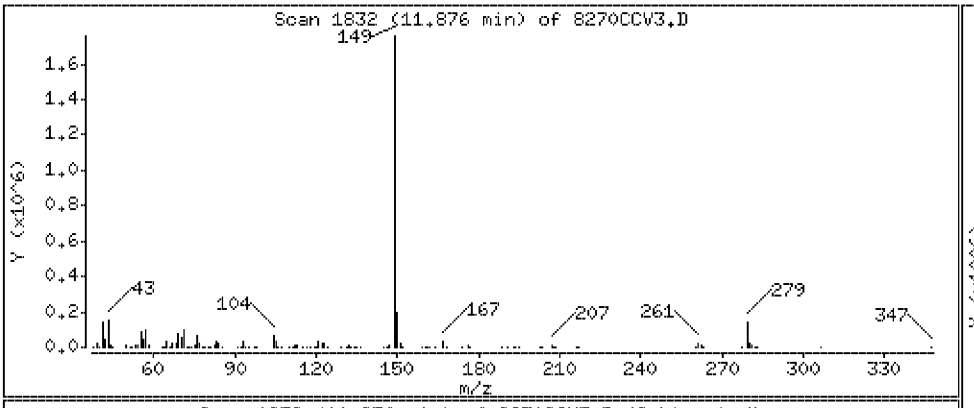

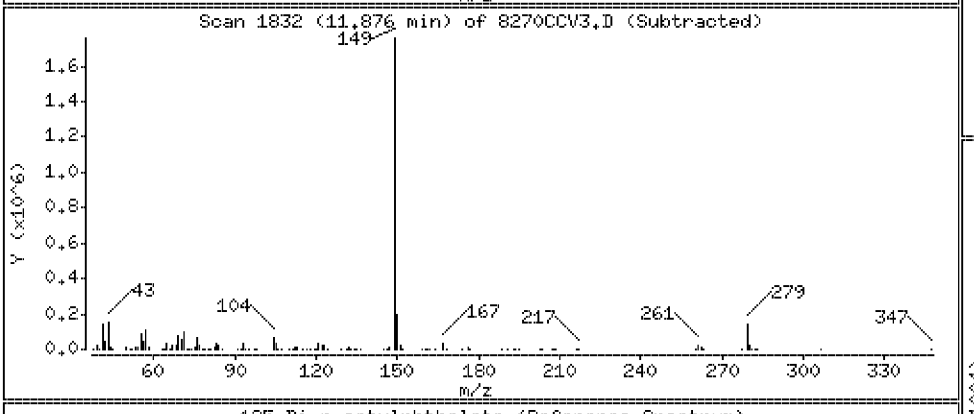

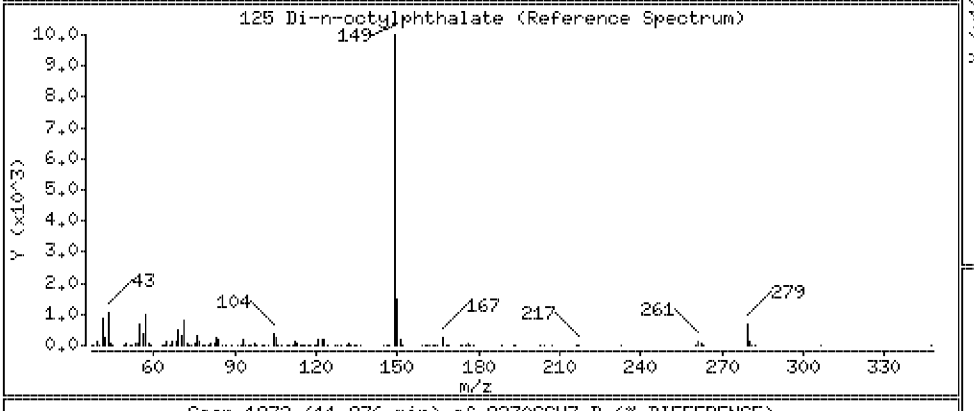

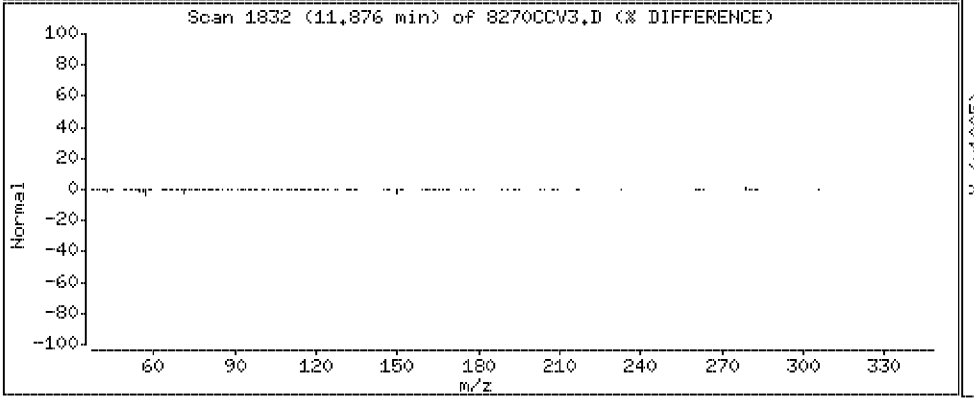

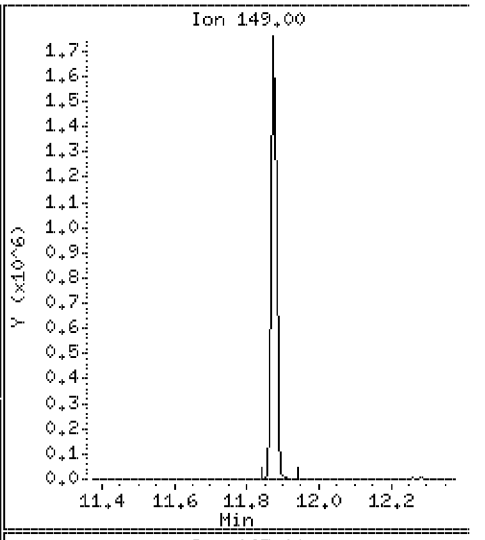

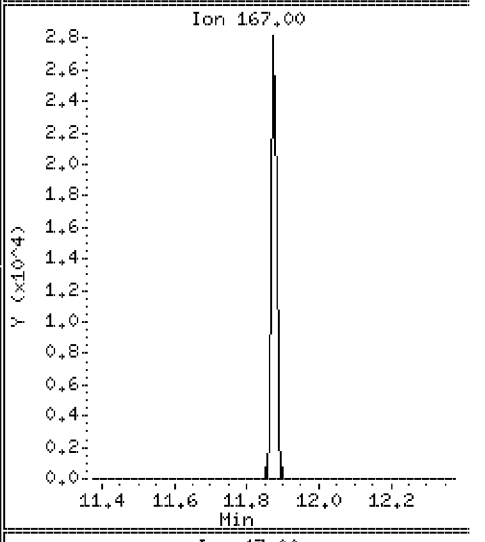

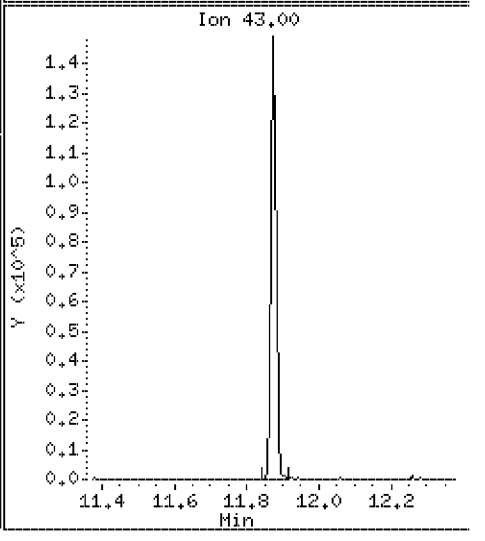

Data File: \\Svecd04\DD\chem\smsd03.i\S305031P.b\8270CCV3.D

Date : 03-MAY-2012 15:10

Client ID: 8270CCV3

Instrument: smsd03.i

Sample Info: 45924

Purge Volume: 1000.0

Operator: PEL

Column phase: HPMS-5

Column diameter: 0.25

127 Benzo[b]fluoranthene

Concentration: 47.6 ug/l

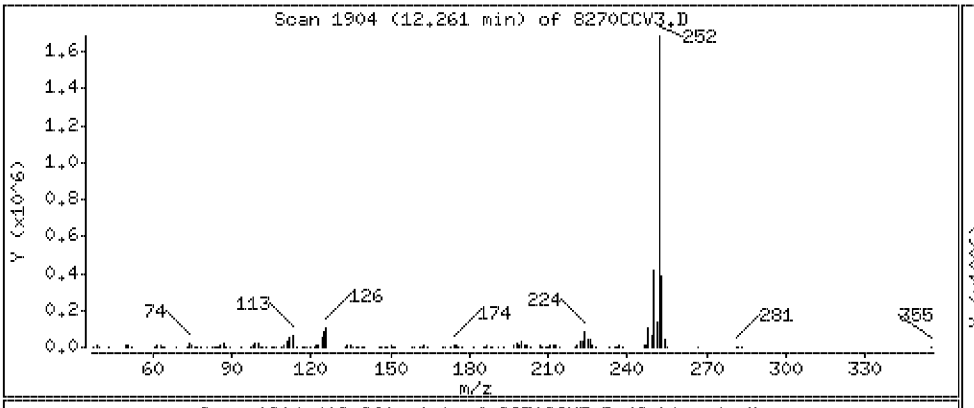

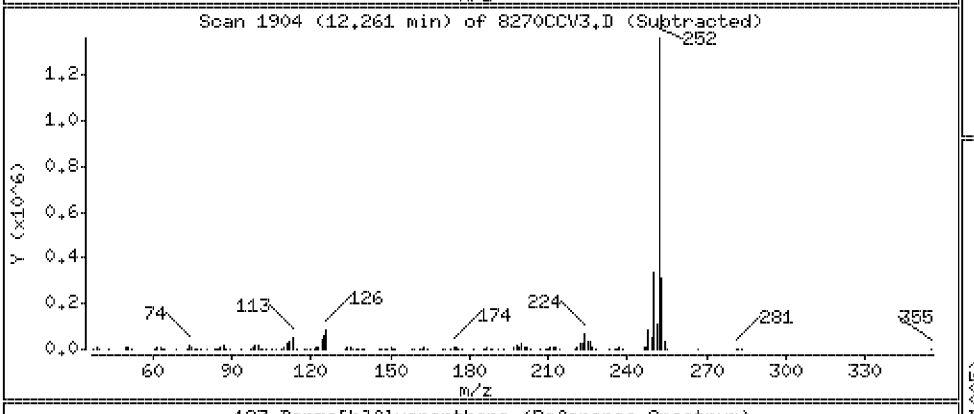

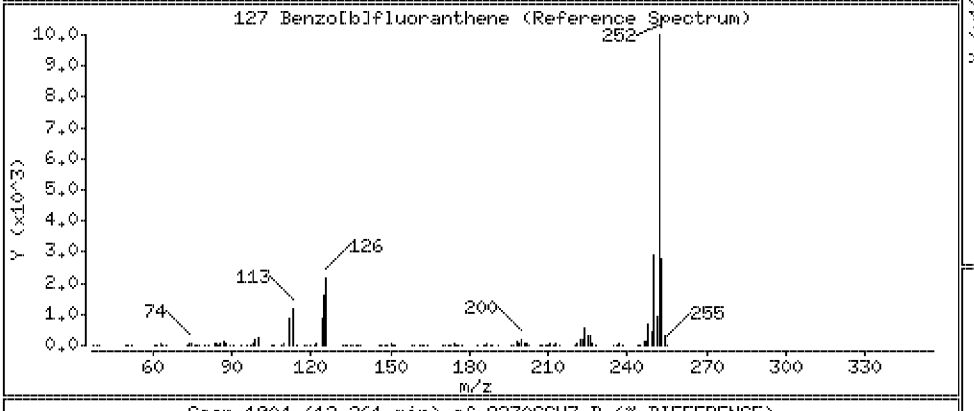

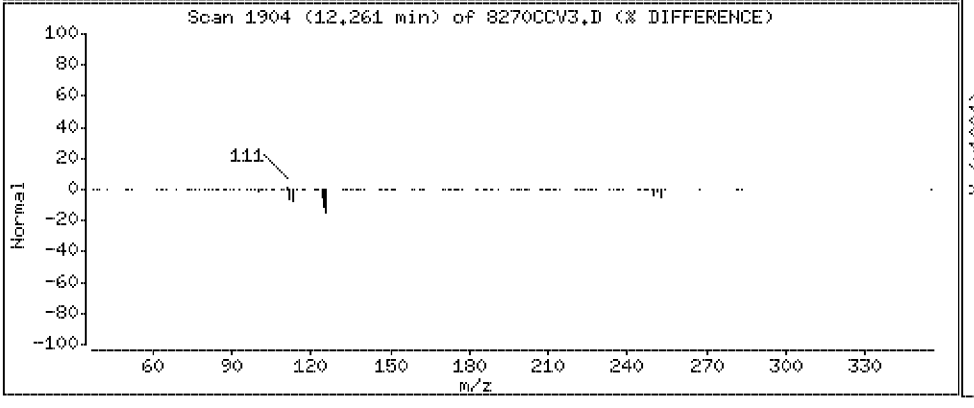

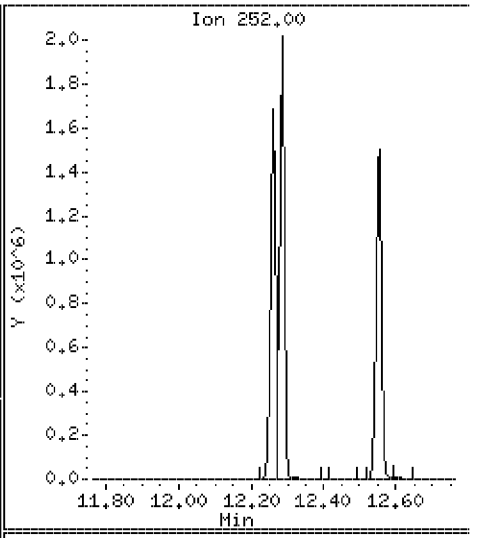

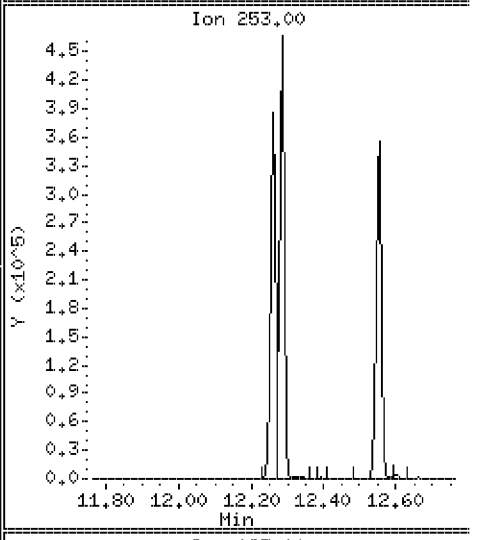

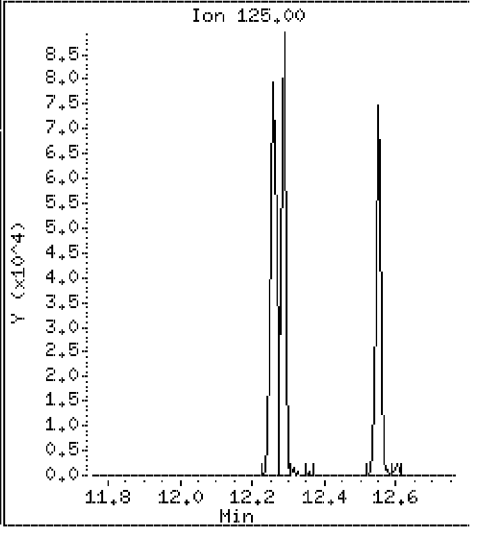

Data File: \\Svecd04\DD\chem\smsd03.i\S305031P.b\8270CCV3.D

Date : 03-MAY-2012 15:10

Client ID: 8270CCV3

Instrument: smsd03.i

Sample Info: 45924

Purge Volume: 1000.0

Operator: PEL

Column phase: HPMS-5

Column diameter: 0.25

128 Benzo[k]fluoranthene

Concentration: 47.7 ug/l

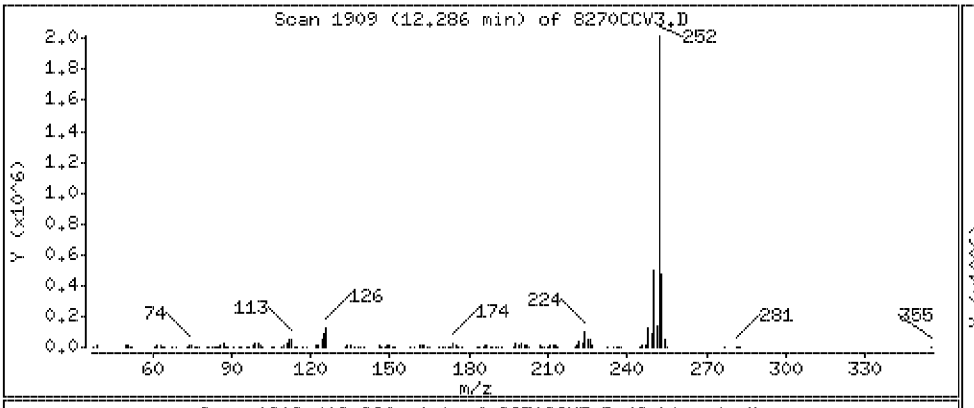

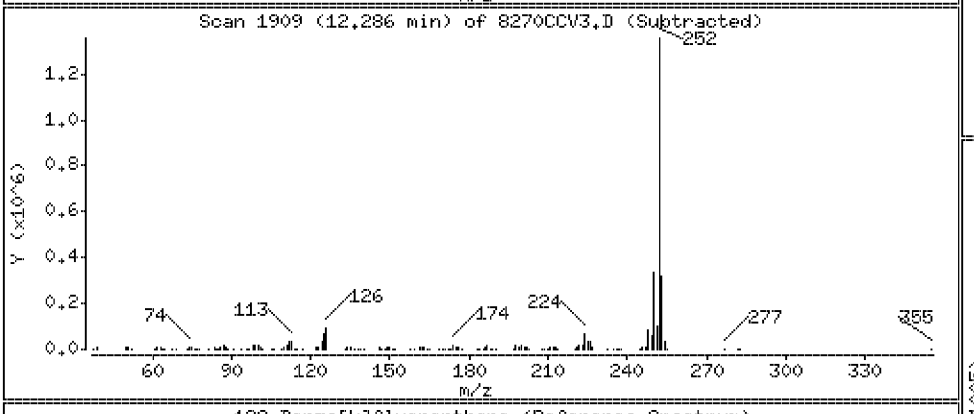

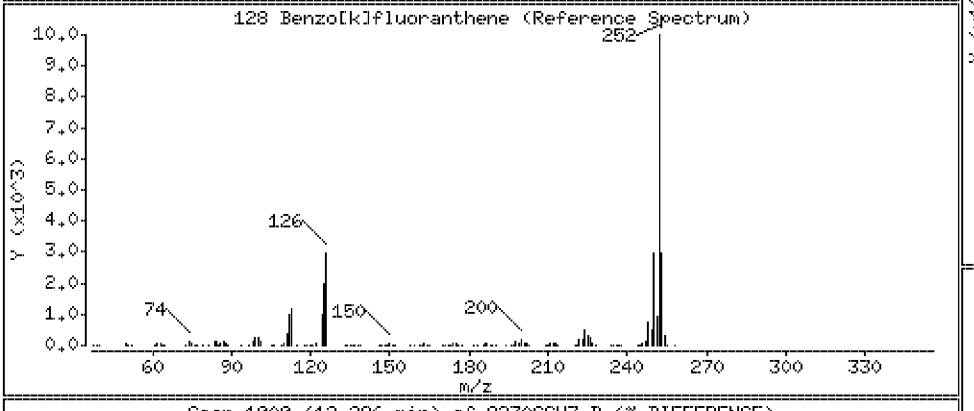

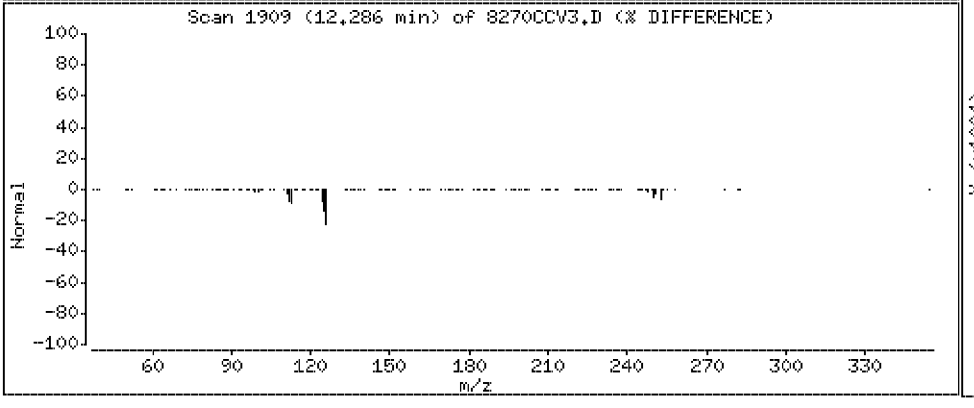

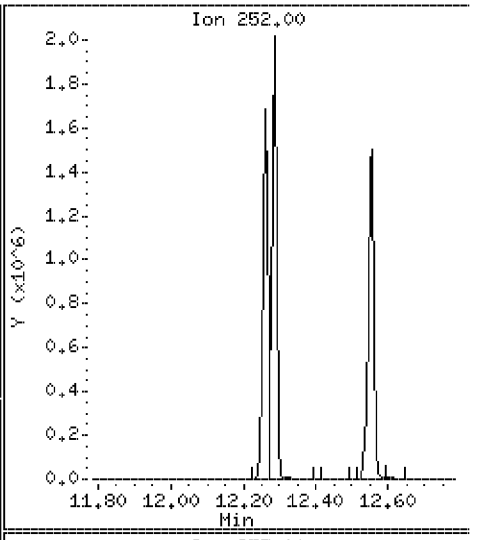

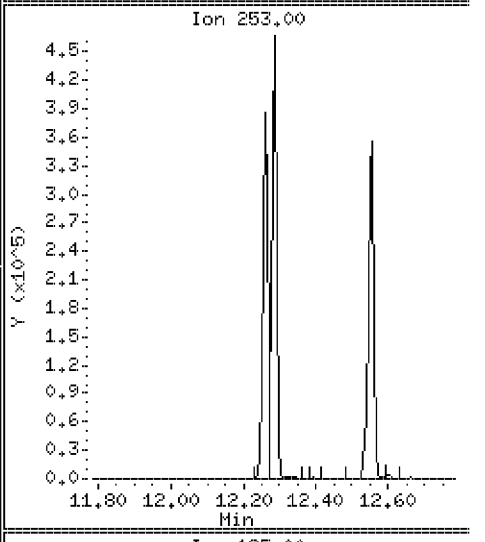

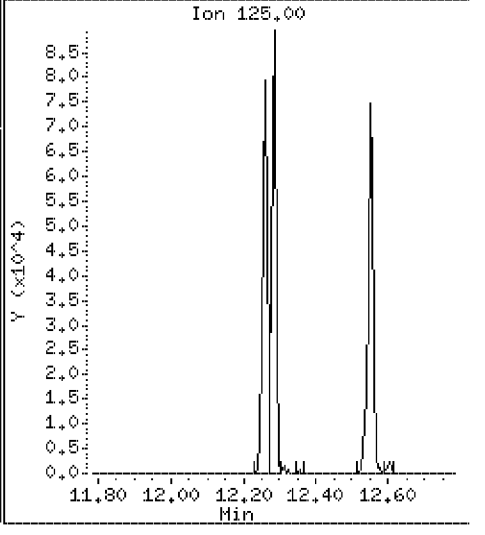

Data File: \\Svecd04\DD\chem\smsd03.i\S305031P.b\8270CCV3.D

Date : 03-MAY-2012 15:10

Client ID: 8270CCV3 Instrument: smsd03.i

Sample Info: 45924

Purge Volume: 1000.0 Operator: PEL

Column phase: HPMS-5 Column diameter: 0.25

129 Benzo[a]pyrene Concentration: 46.6 ug/l

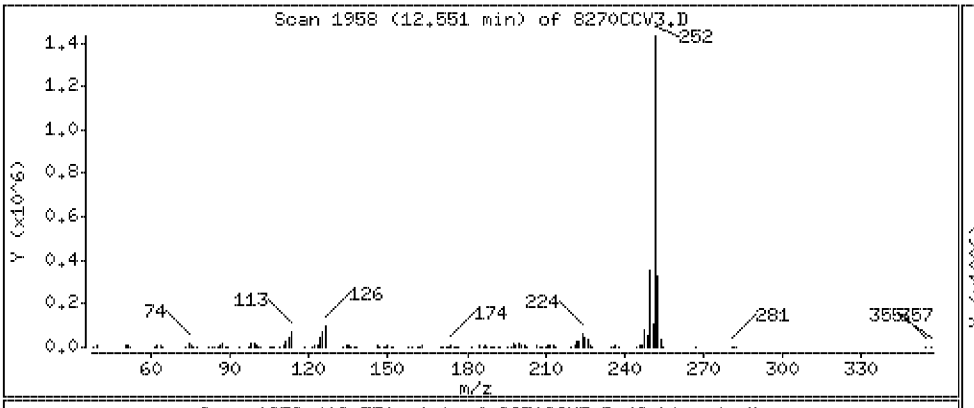

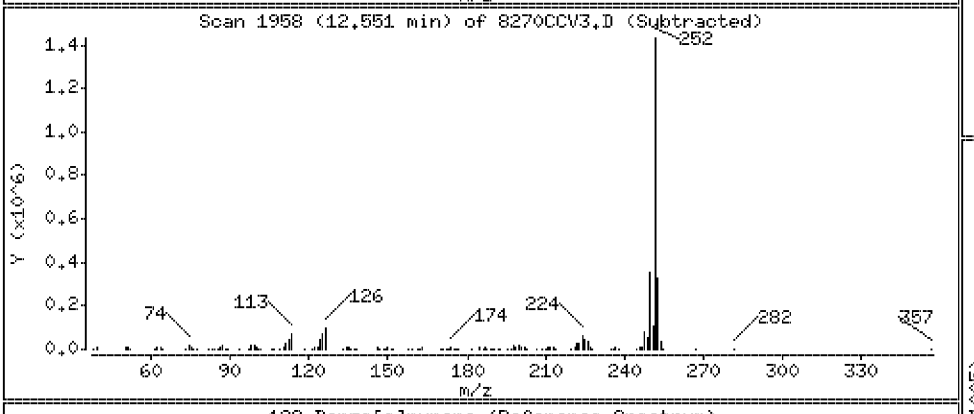

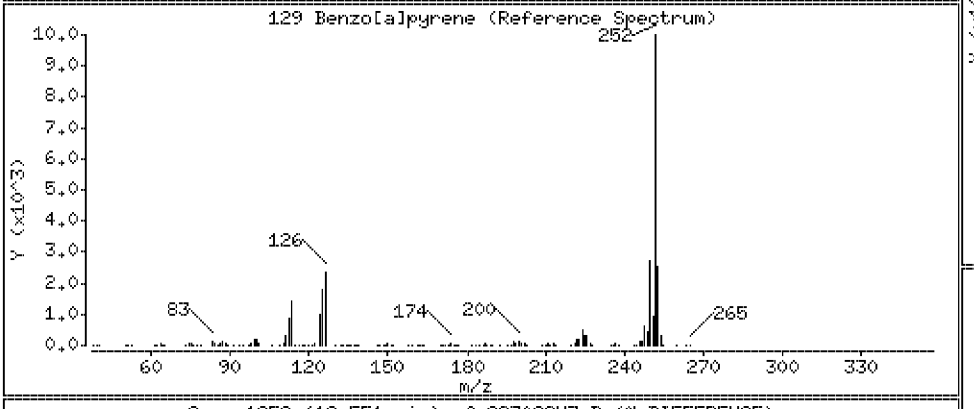

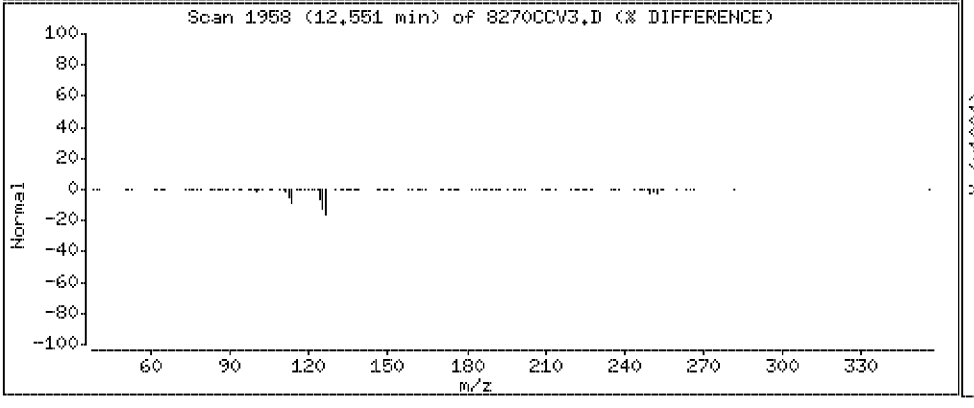

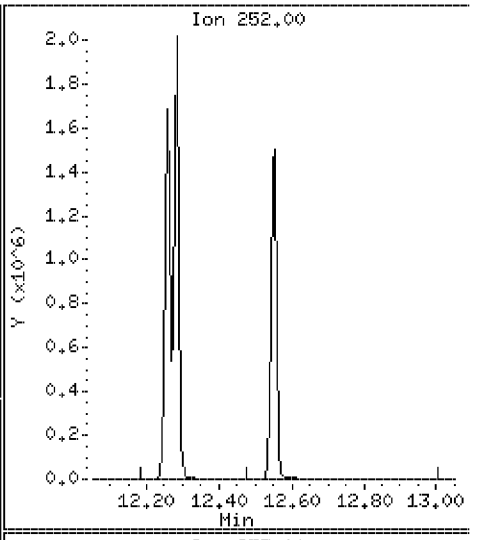

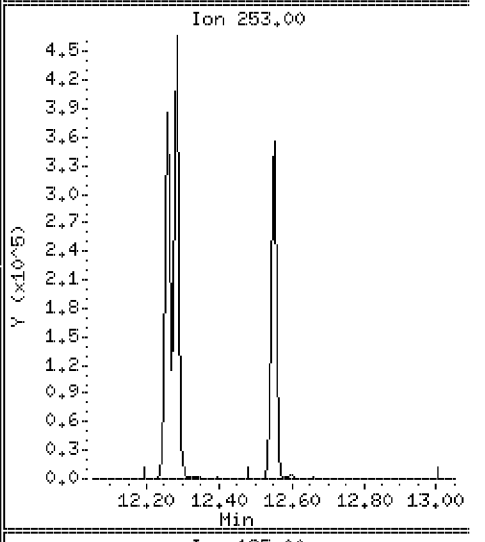

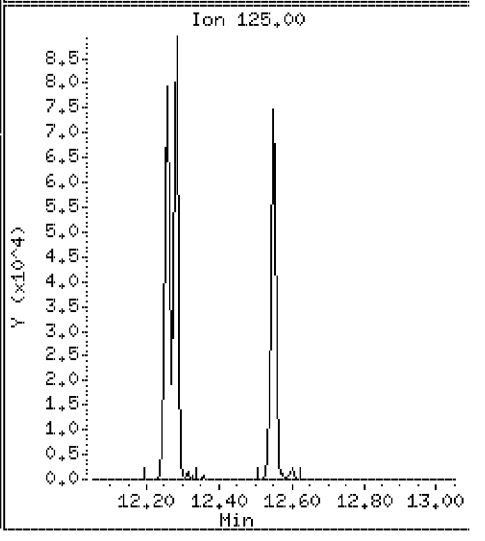

Data File: \\Svecd04\DD\chem\smsd03.i\S305031P.b\8270CCV3.D

Date : 03-MAY-2012 15:10

Client ID: 8270CCV3 Instrument: smsd03.i

Sample Info: 45924

Purge Volume: 1000.0 Operator: PEL

Column phase: HPMS-5 Column diameter: 0.25

133 Indeno[1,2,3-cd]pyrene Concentration: 47.2 ug/l

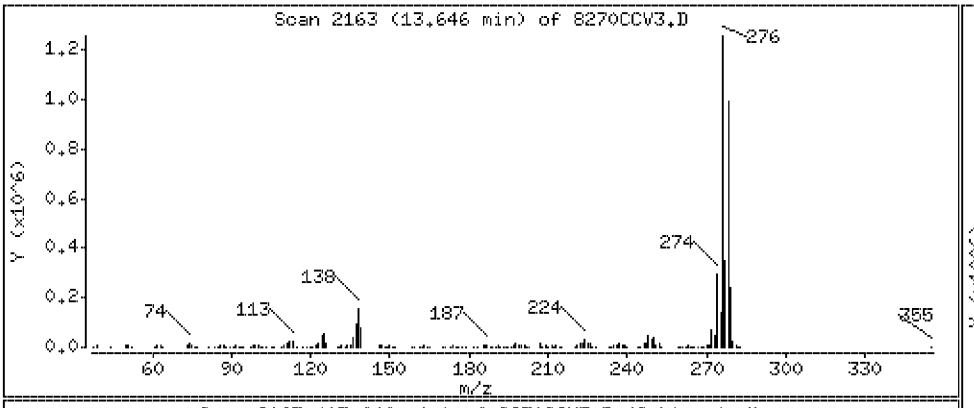

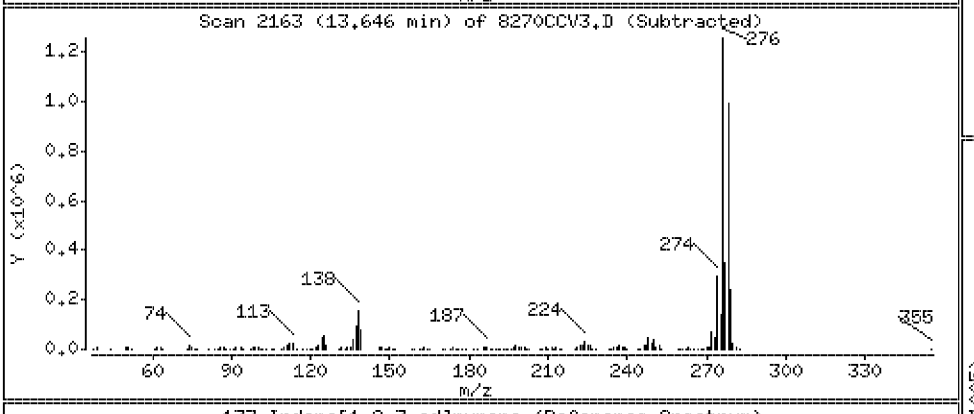

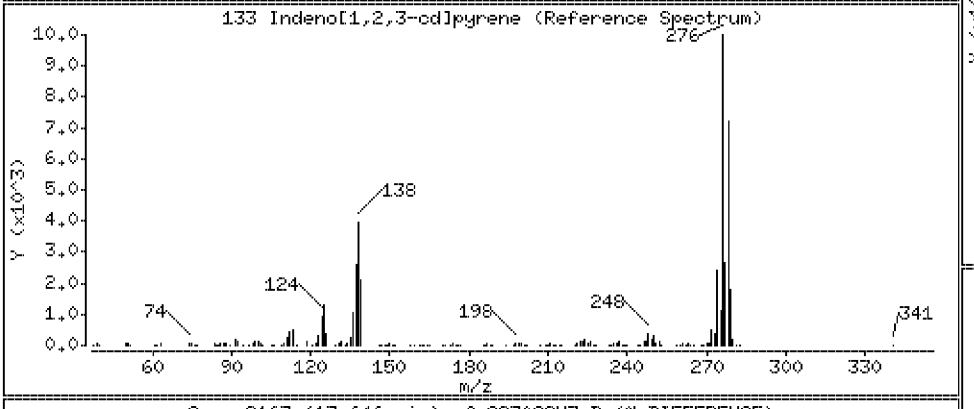

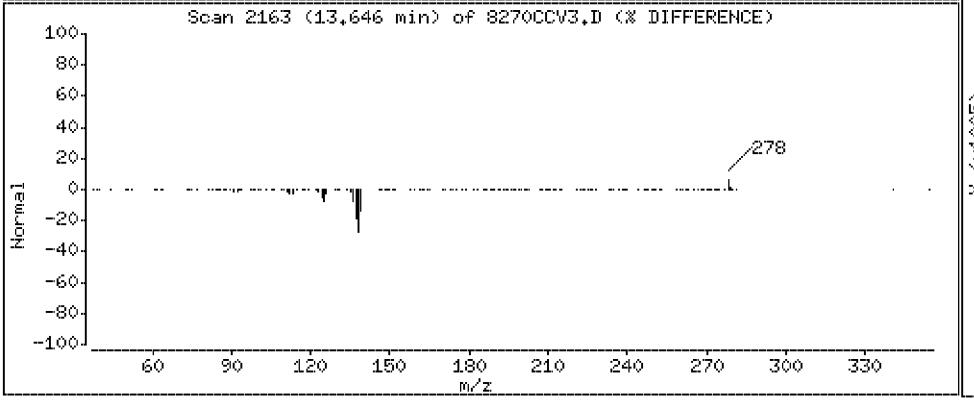

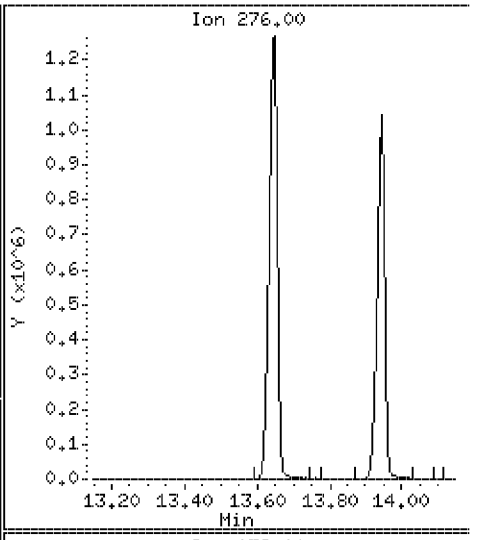

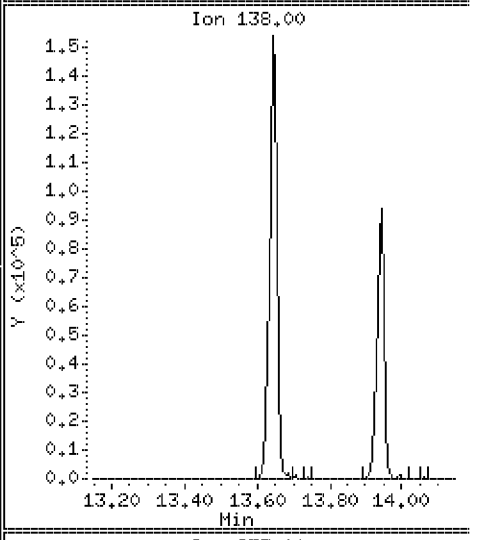

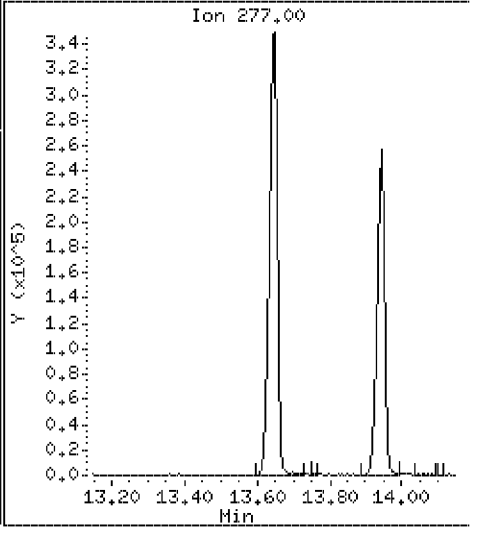

Data File: \\Svecd04\DD\chem\smsd03.i\S305031P.b\8270CCV3.D

Date : 03-MAY-2012 15:10

Client ID: 8270CCV3

Instrument: smsd03.i

Sample Info: 45924

Purge Volume: 1000.0

Operator: PEL

Column phase: HPMS-5

Column diameter: 0.25

134 Dibenz[a,h]anthracene

Concentration: 47.8 ug/l

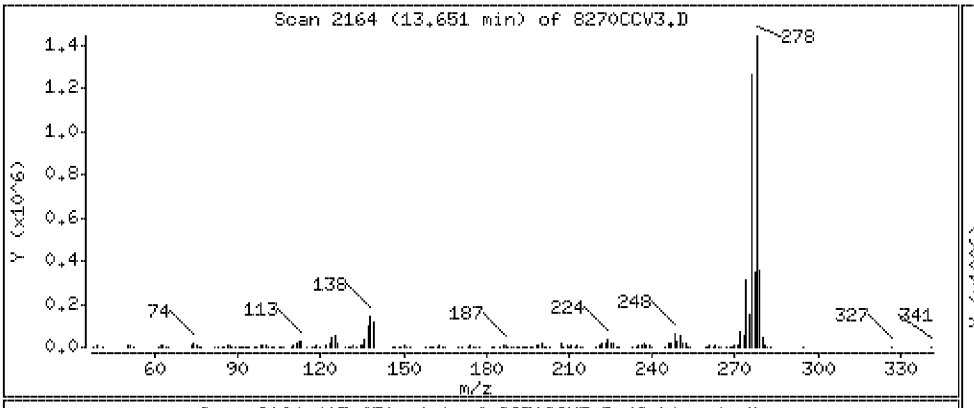

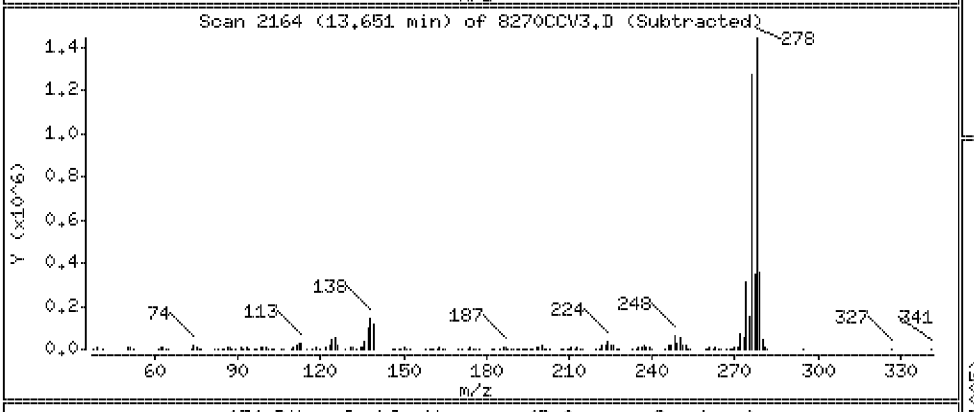

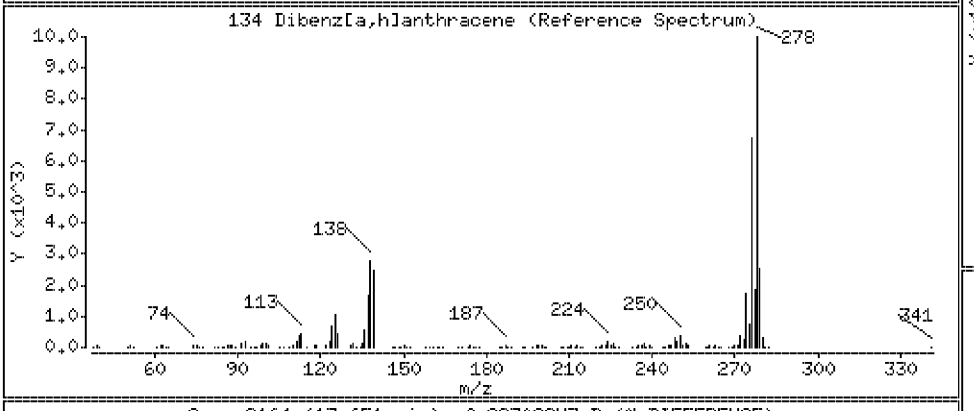

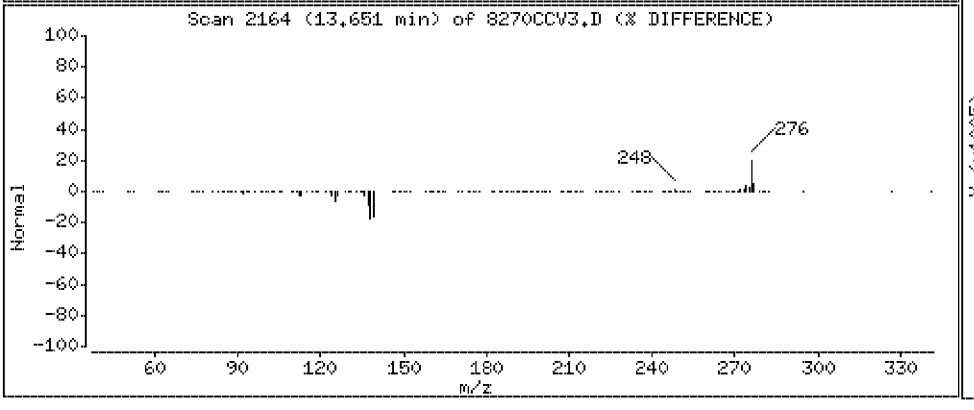

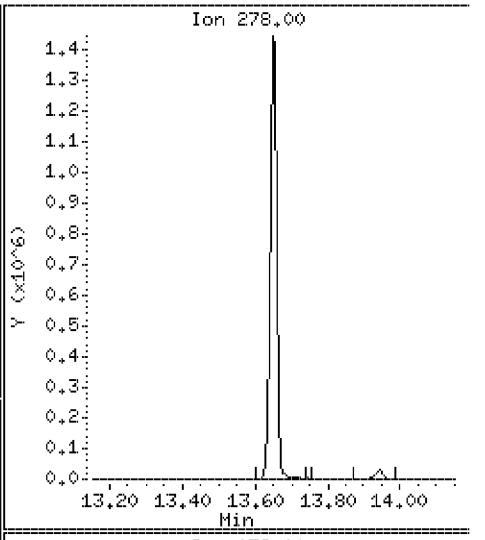

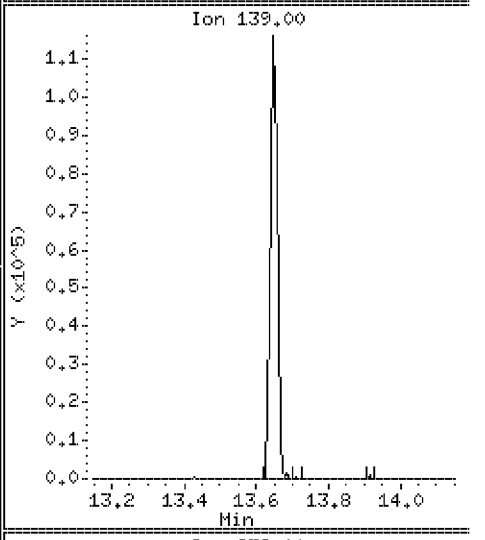

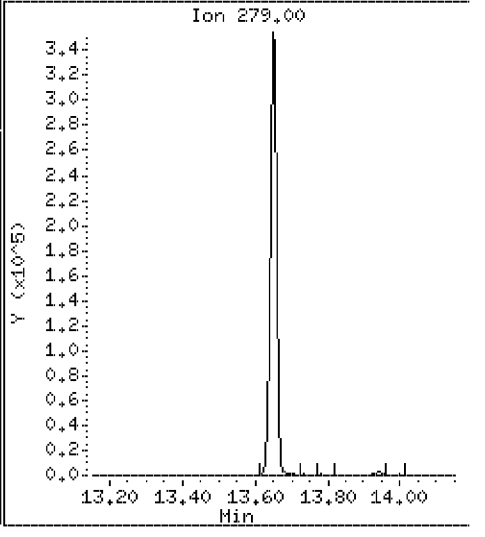

Data File: \\Svecd04\DD\chem\smsd03.i\S305031P.b\8270CCV3.D

Date : 03-MAY-2012 15:10

Client ID: 8270CCV3 Instrument: smsd03.i

Sample Info: 45924

Purge Volume: 1000.0 Operator: PEL

Column phase: HPMS-5 Column diameter: 0.25

135 Benzo[g,h,i]perylene Concentration: 45.6 ug/l

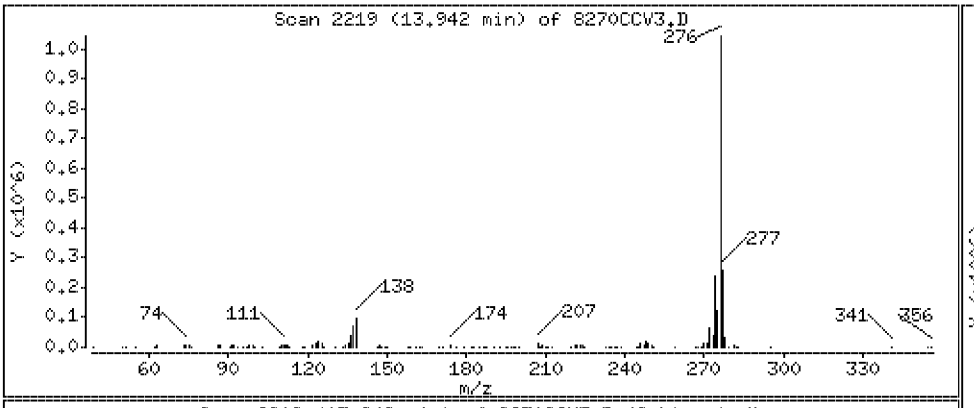

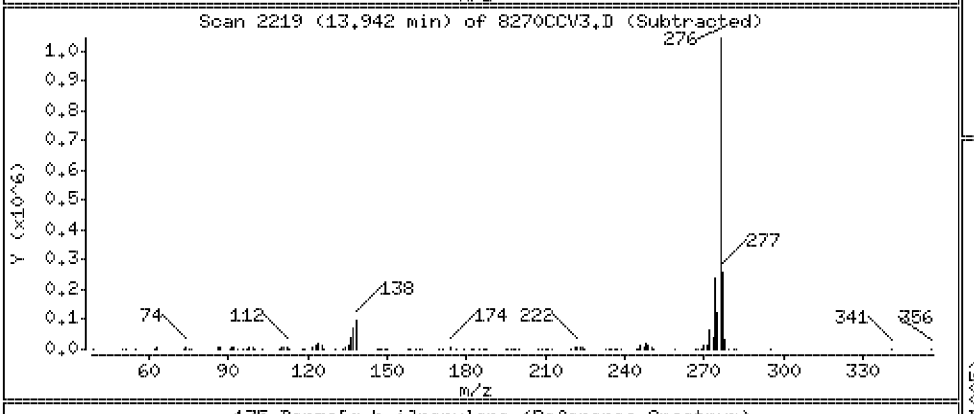

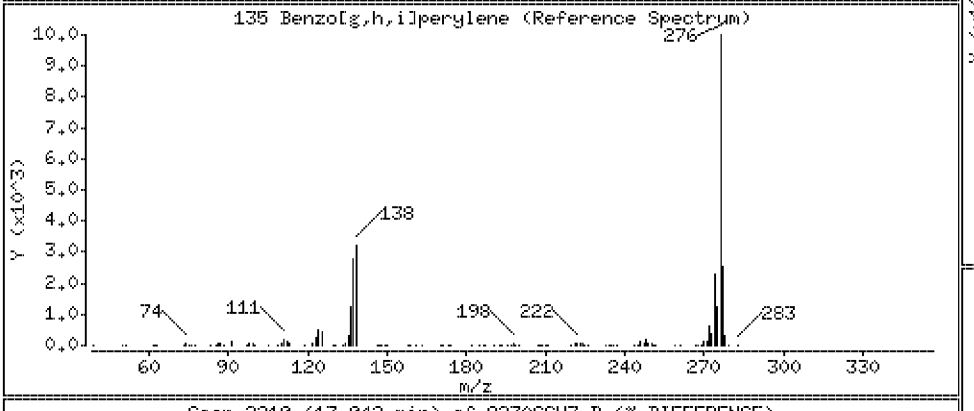

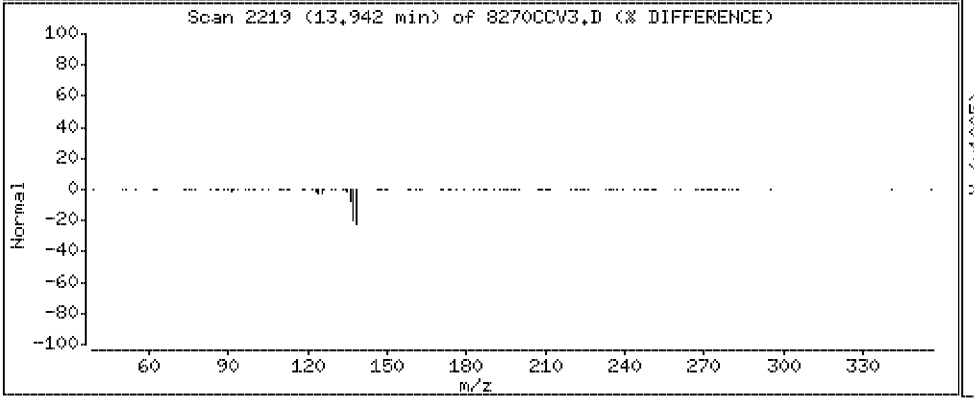

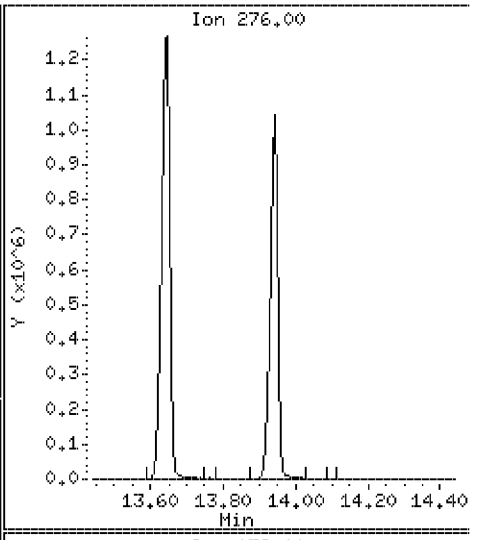

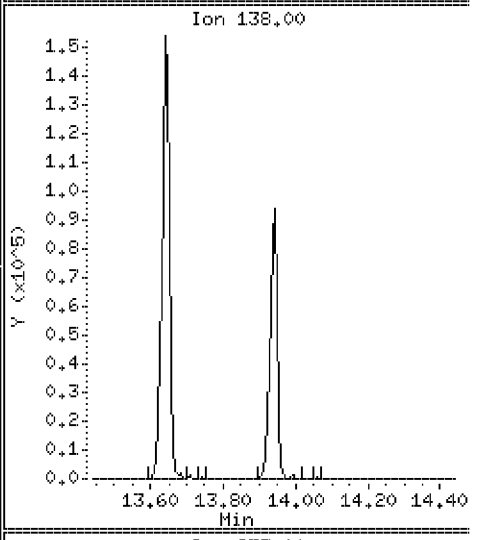

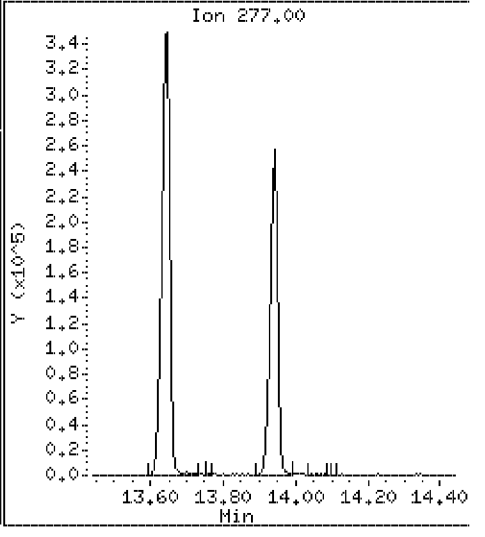

PEL Laboratories, Inc.

Data file : \\Svecd04\DD\chem\smsd03.i\S305031P.b\BSCCV2.D
Lab Smp Id: 45936 Client Smp ID: BSCCV2
Inj Date : 03-MAY-2012 15:34 MS Autotune Date: 12-SEP-2011 18:58
Operator : PEL Inst ID: smsd03.i
Smp Info : 45936
Misc Info :
Comment :
Method : \\Svecd04\DD\chem\smsd03.i\S305031P.b\8270bcs.m
Meth Date : 03-May-2012 17:07 smsd03.i Quant Type: ISTD
Cal Date : 23-APR-2012 18:17 Cal File: AP9CAL4.D
Als bottle: 2 Continuing Calibration Sample
Dil Factor: 1.00000
Integrator: HP Genie Compound Sublist: BZSOWcal.sub
Target Version: 4.14 Sample Matrix: WATER

Concentration Formula: Amt * DF * (1/(Vo/1000))*Vf * CpndVariable

Name	Value	Description
DF	1.000	Dilution Factor
Vo	1000.000	Volume of sample extracted (mL)
Vf	1.000	Final Volume
Cpnd Variable		Local Compound Variable

RT	EXP RT	REL RT	MASS	RESPONSE	AMOUNTS CAL-AMT (ug/ml)	AMOUNTS ON-COL (ug/ml)	TARGET RANGE	RATIO
9 Benzaldehyde						CAS #: 100-52-7		
3.996	3.996	(0.915)	77	283232	45.0000	45.3	80.00- 120.00	100.00
3.997	3.997	(0.915)	106	211823			44.79- 104.79	74.79
3.996	3.996	(0.915)	51	100179			5.37- 65.37	35.37
* 18 1,4-Dichlorobenzene-d4						CAS #: 3855-82-1		
4.367	4.368	(1.000)	152	205043	40.0000		80.00- 120.00	100.00
4.367	4.367	(1.000)	115	125194			36.83- 96.83	61.06
4.367	4.368	(1.000)	150	309599			121.44- 181.44	150.99
25 Acetophenone						CAS #: 98-86-2		
4.721	4.724	(0.854)	105	463308	45.0000	47.9	80.00- 120.00	100.00
4.720	4.723	(0.854)	77	463998			73.14- 133.14	100.15
4.720	4.723	(0.854)	51	117563			0.00- 57.48	25.37
* 43 Naphthalene-d8						CAS #: 1146-65-2		
5.528	5.529	(1.000)	136	643216	40.0000		80.00- 120.00	100.00
5.527	5.527	(1.000)	68	34034			0.00- 35.36	5.29
50 Caprolactam						CAS #: 105-60-2		
5.923	5.923	(1.072)	55	81154	45.0000	43.9	80.00- 120.00	100.00
5.924	5.924	(1.072)	113	89061			79.74- 139.74	109.74

RT	EXP RT	REL RT	MASS	RESPONSE	AMOUNTS CAL-AMT (ug/ml)	AMOUNTS ON-COL (ug/ml)	TARGET RANGE	RATIO
50 Caprolactam (continued)								
5.924	5.924	(1.072)	85	62789			47.37- 107.37	77.37
61 1,1-Biphenyl						CAS #: 92-52-4		
6.661	6.661	(0.922)	154	852782	45.0000	47.5	80.00- 120.00	100.00
6.660	6.660	(0.922)	76	108052			0.00- 42.67	12.67
6.660	6.660	(0.922)	51	59034			0.00- 36.92	6.92
* 70 Acenaphthene-d10						CAS #: 15067-26-2		
7.223	7.224	(1.000)	164	450347	40.0000		80.00- 120.00	100.00
7.223	7.224	(1.000)	162	429036			63.97- 123.97	95.27
7.223	7.224	(1.000)	160	195341			13.34- 73.34	43.38
95 Atrazine						CAS #: 1912-24-9		
8.403	8.403	(0.968)	200	283660	45.0000	46.9	80.00- 120.00	100.00
8.402	8.402	(0.968)	58	57844			0.00- 50.39	20.39
8.403	8.403	(0.968)	215	146696			21.72- 81.72	51.72
* 100 Phenanthrene-d10						CAS #: 1517-22-2		
8.678	8.681	(1.000)	188	902848	40.0000		80.00- 120.00	100.00
8.677	8.679	(1.000)	94	51366			0.00- 35.98	5.69
8.677	8.679	(1.000)	80	60726			0.00- 37.82	6.73
110 Benzidine						CAS #: 92-87-5		
10.005	10.005	(0.887)	184	882704	45.0000	47.6	80.00- 120.00	100.00
10.004	10.004	(0.887)	92	37800			0.00- 34.28	4.28
10.005	10.005	(0.887)	185	124008			0.00- 44.05	14.05
122 3,3'-Dichlorobenzidine						CAS #: 91-94-1		
11.242	11.242	(0.997)	252	680377	45.0000	48.6	80.00- 120.00	100.00
11.242	11.242	(0.997)	254	438794			34.49- 94.49	64.49
11.240	11.240	(0.997)	126	45245			0.00- 36.65	6.65
* 121 Chrysene-d12						CAS #: 1719-03-5		
11.274	11.274	(1.000)	240	1208054	40.0000		80.00- 120.00	100.00
11.273	11.273	(1.000)	120	57748			0.00- 34.90	4.78
11.274	11.274	(1.000)	236	325548			0.00- 56.16	26.95
* 130 Perylene-d12						CAS #: 1520-96-3		
12.600	12.596	(1.000)	264	1258316	40.0000		80.00- 120.00	100.00
12.600	12.596	(1.000)	260	301577			0.00- 54.14	23.97
12.600	12.596	(1.000)	265	278357			0.00- 52.90	22.12

Data File: \\Svecd04\DD\chem\smsd03.i\S305031P.b\BSCCV2.D
Date : 03-MAY-2012 15:34
Client ID: BSCCV2
Sample Info: 45936
Purge Volume: 1000.0
Column phase: HPMS-5

Instrument: smsd03.i
Operator: PEL
Column diameter: 0.25

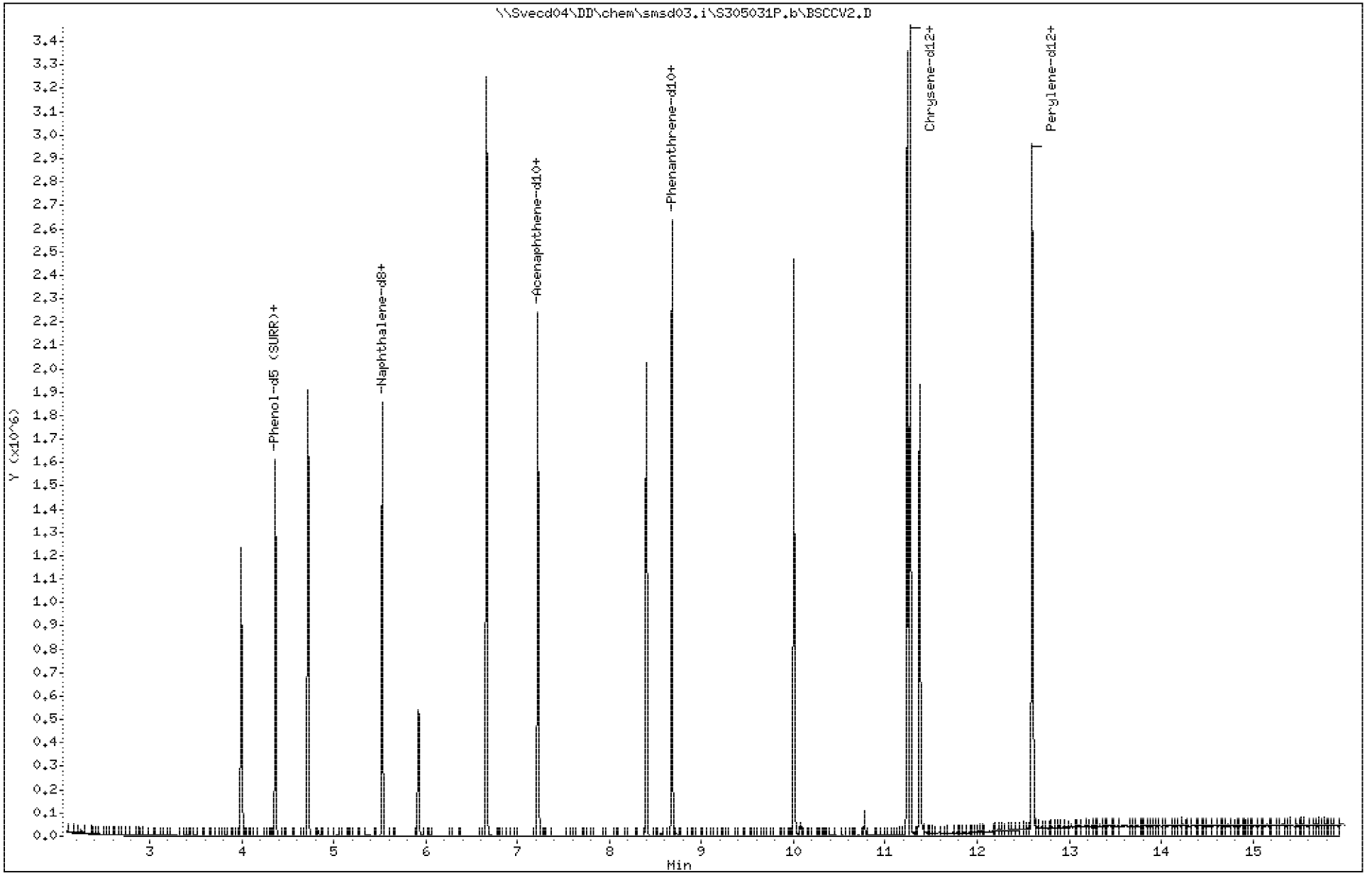

2119

3505892

Data File: \\Svecd04\DD\chem\smsd03.i\S305031P.b\BSCCV2.D

Date : 03-MAY-2012 15:34

Client ID: BSCCV2 | Instrument: smsd03.i

Sample Info: 45936

Purge Volume: 1000.0 | Operator: PEL

Column phase: HPMS-5 | Column diameter: 0.25

9 Benzaldehyde | Concentration: 45.3 ug/l

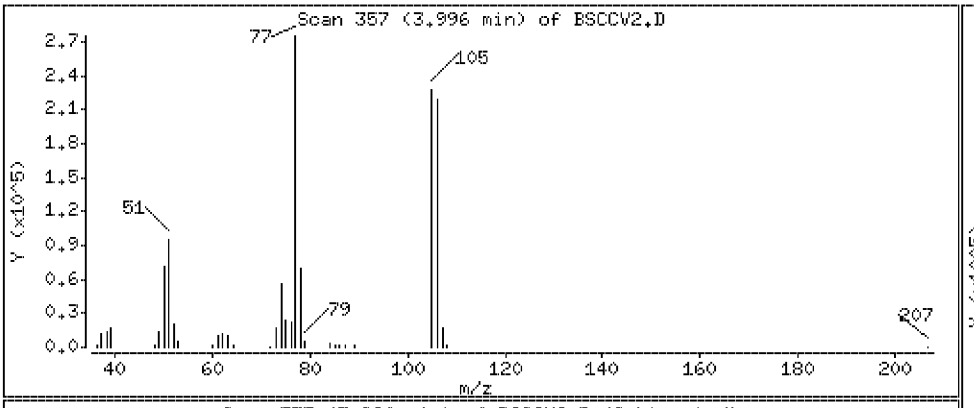

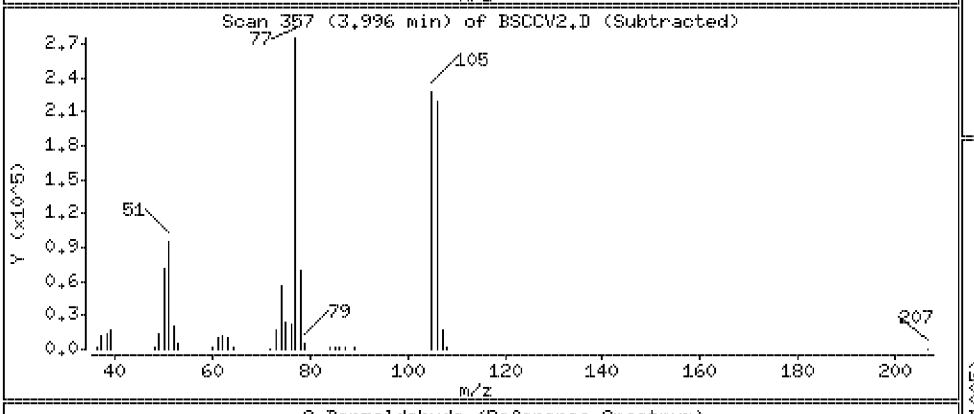

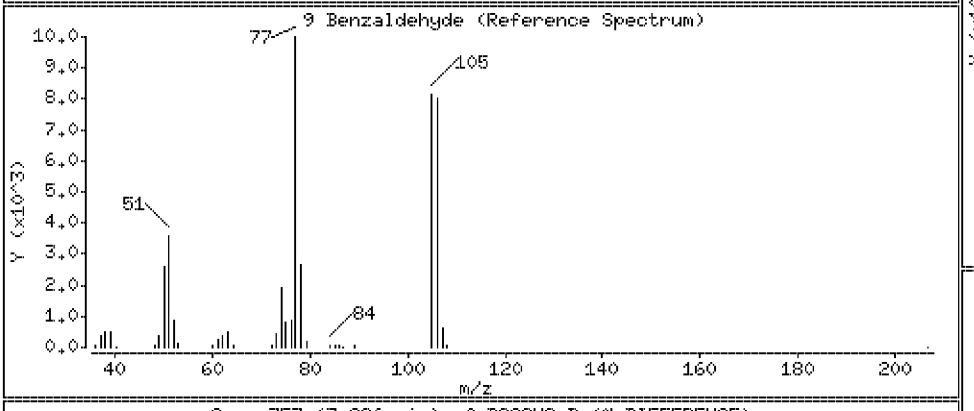

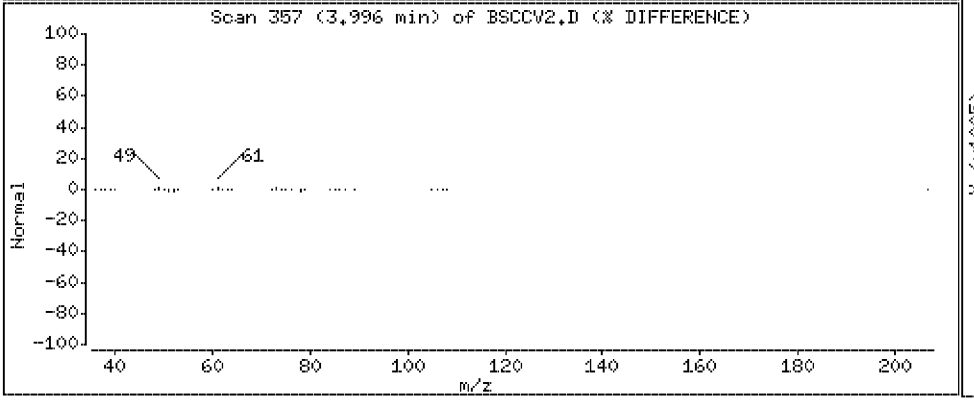

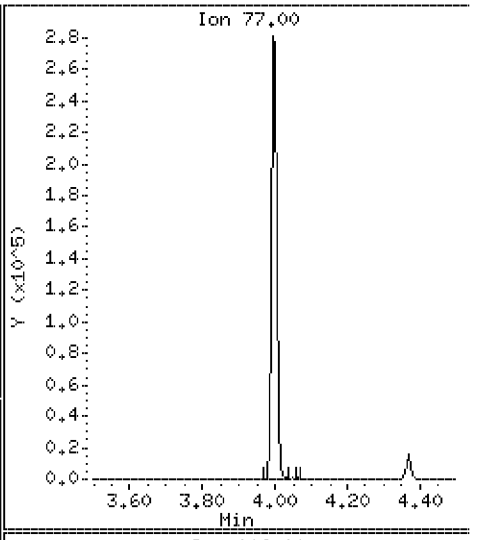

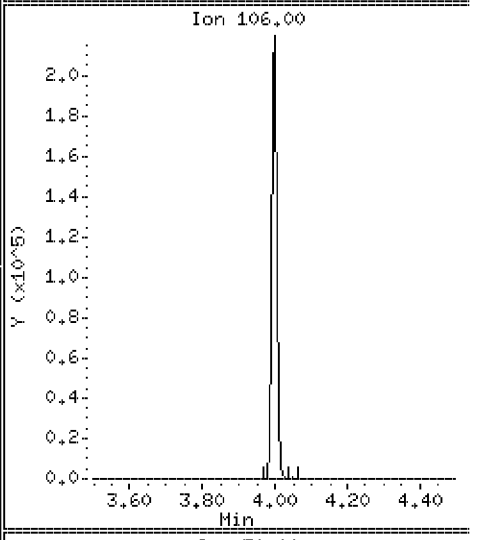

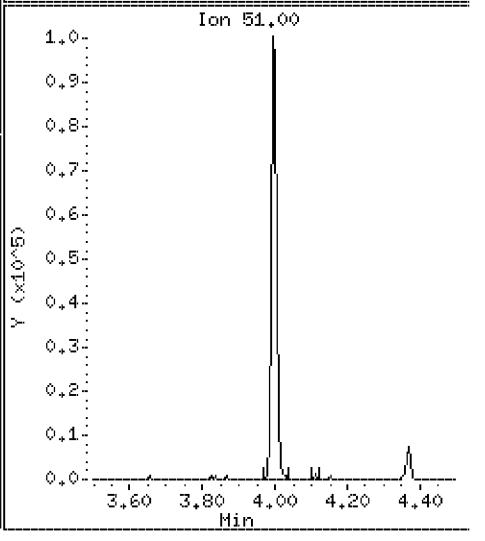

Data File: \\Svecd04\DD\chem\smsd03.i\S305031P.b\BSCCV2.D

Date : 03-MAY-2012 15:34

Client ID: BSCCV2

Instrument: smsd03.i

Sample Info: 45936

Purge Volume: 1000.0

Operator: PEL

Column phase: HPMS-5

Column diameter: 0.25

25 Acetophenone

Concentration: 47.9 ug/l

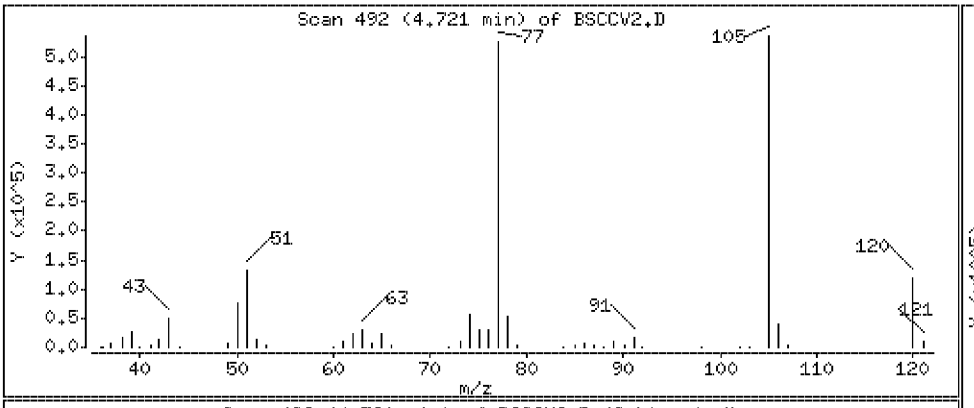

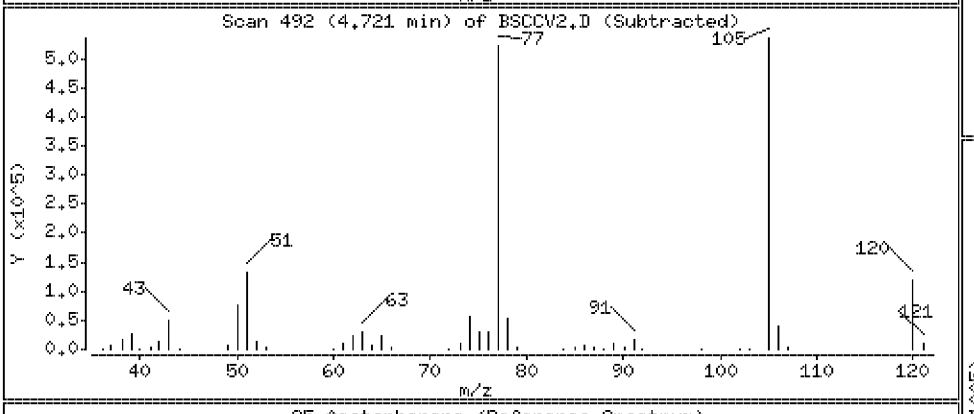

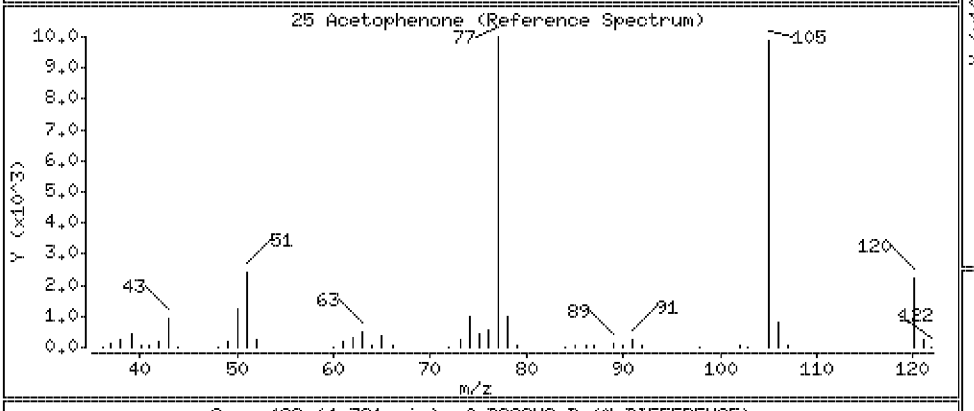

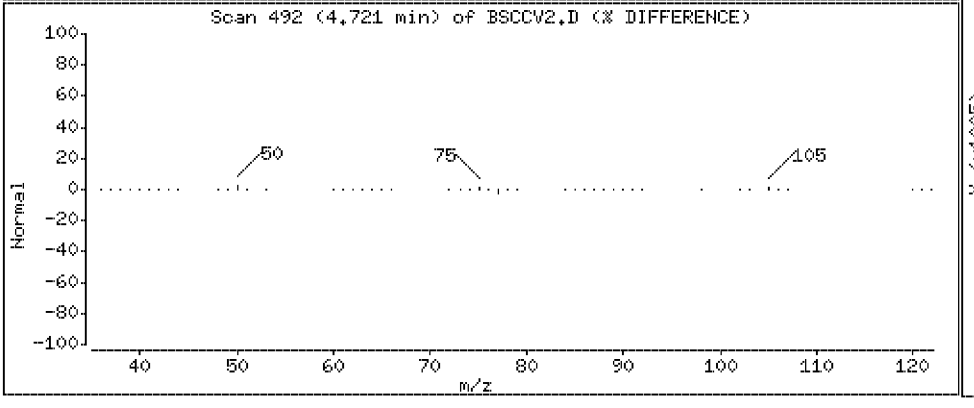

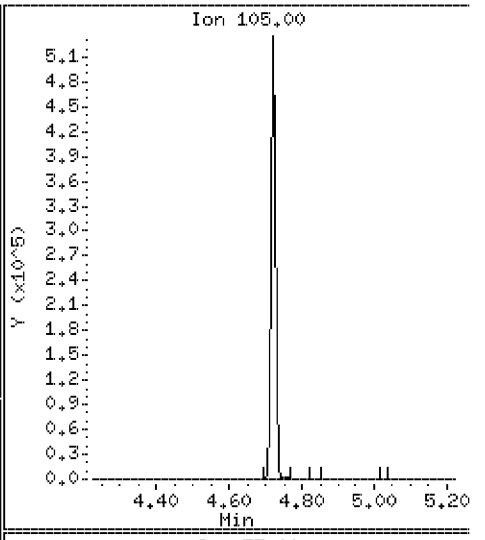

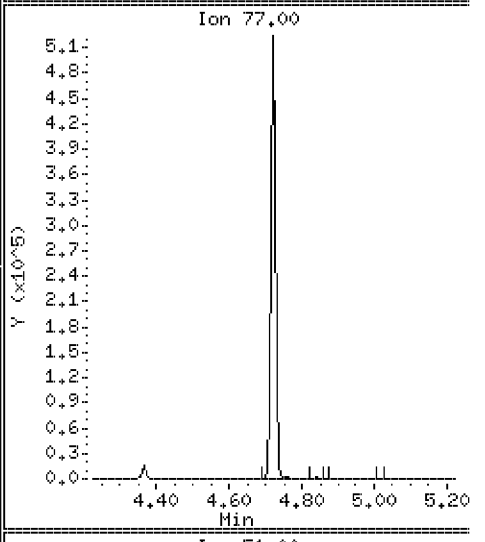

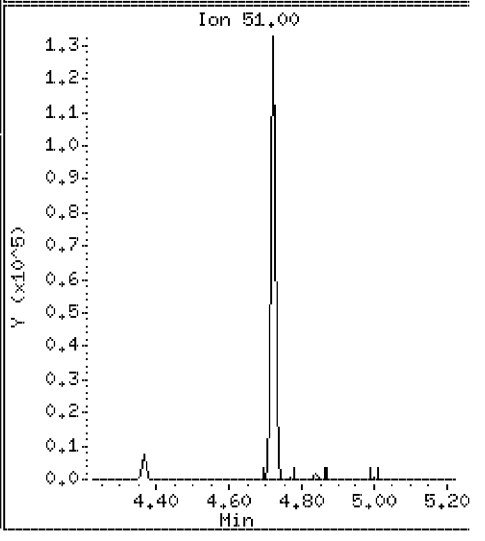

Data File: \\Svecd04\DD\chem\smsd03.i\S305031P.b\BSCCV2.D

Date : 03-MAY-2012 15:34

Client ID: BSCCV2 | Instrument: smsd03.i

Sample Info: 45936

Purge Volume: 1000.0 | Operator: PEL

Column phase: HPMS-5 | Column diameter: 0.25

50 Caprolactam | Concentration: 43.9 ug/l

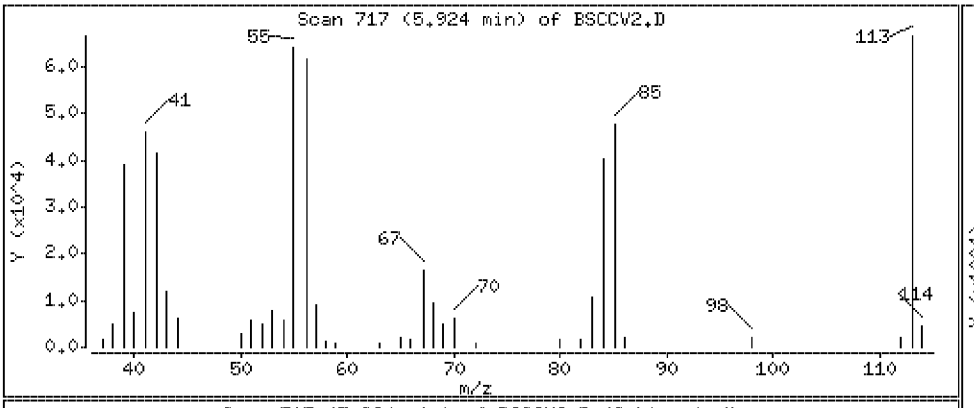

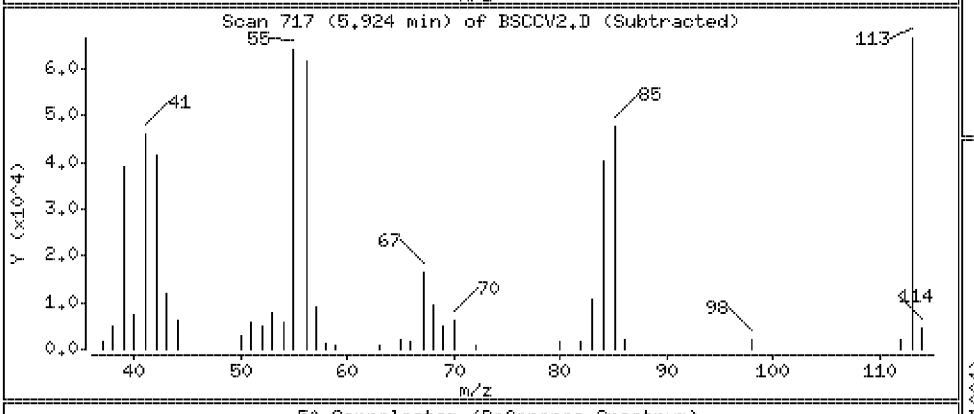

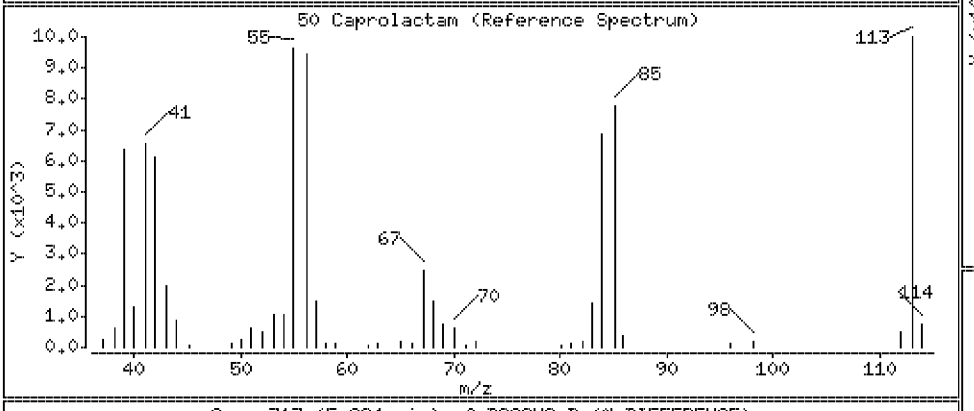

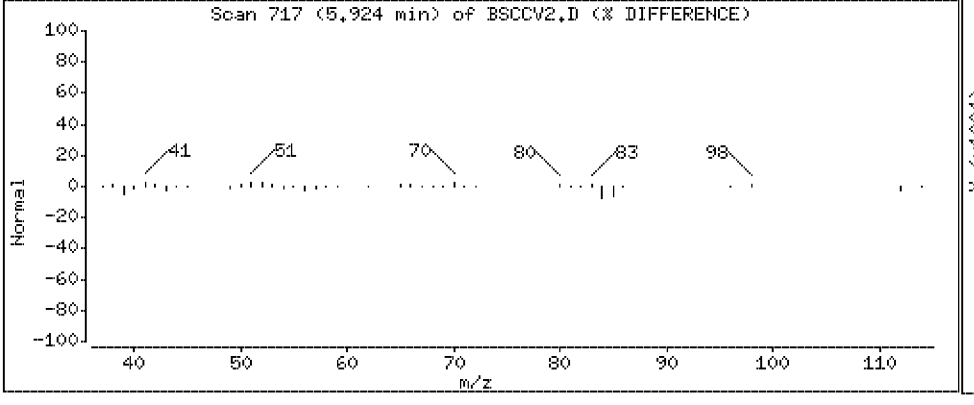

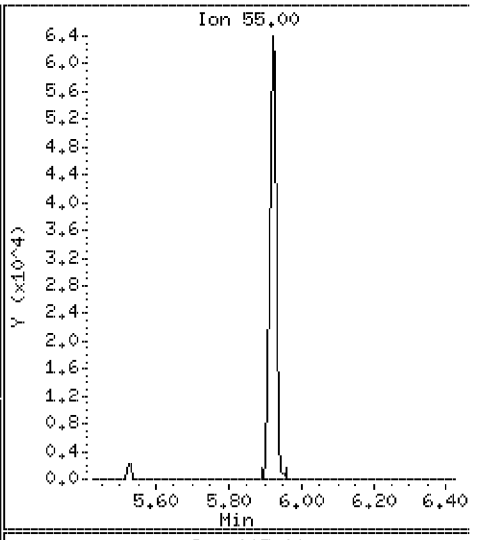

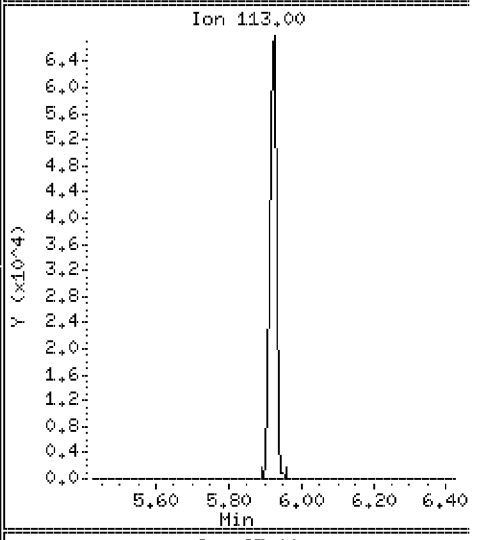

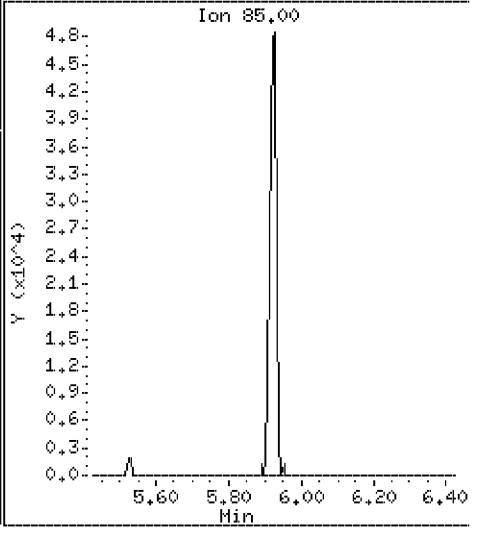

Data File: \\Svecd04\DD\chem\smsd03.i\S305031P.b\BSCCV2.D

Date : 03-MAY-2012 15:34

Client ID: BSCCV2

Instrument: smsd03.i

Sample Info: 45936

Purge Volume: 1000.0

Operator: PEL

Column phase: HPMS-5

Column diameter: 0.25

61 1,1-Biphenyl

Concentration: 47.5 ug/l

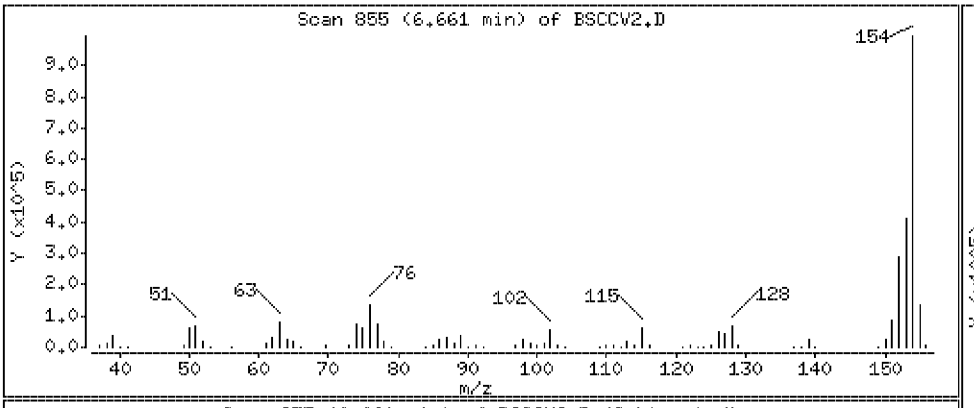

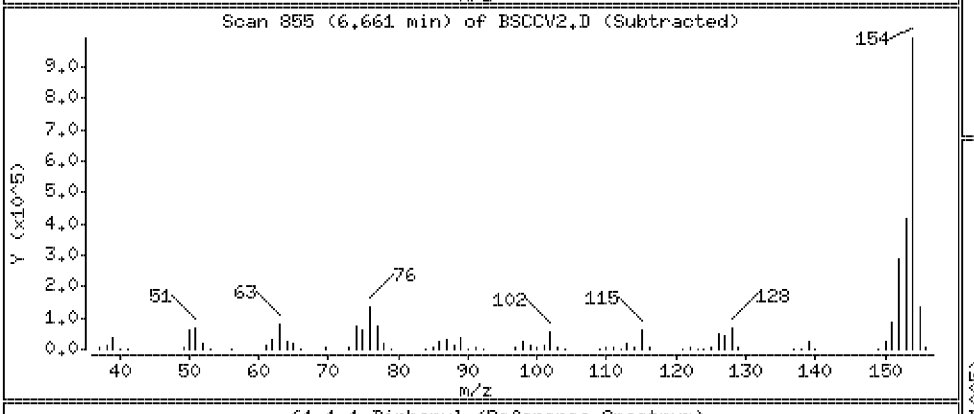

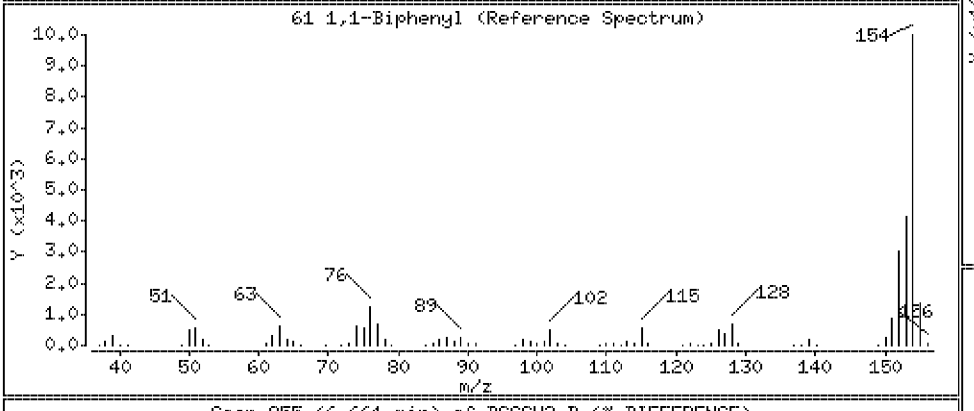

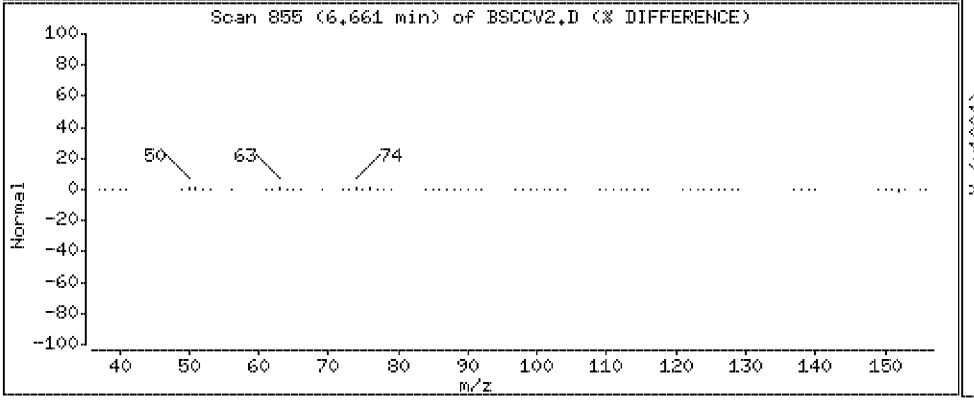

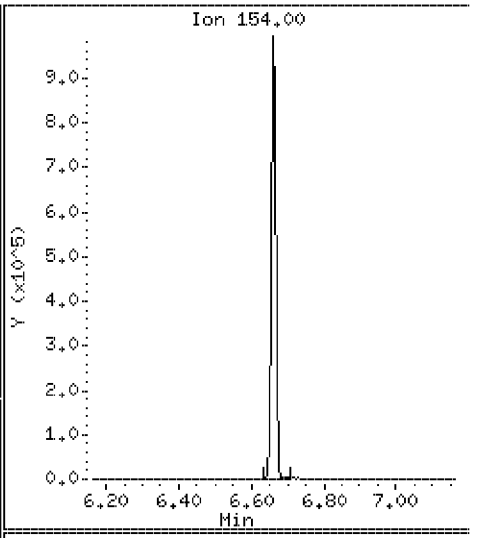

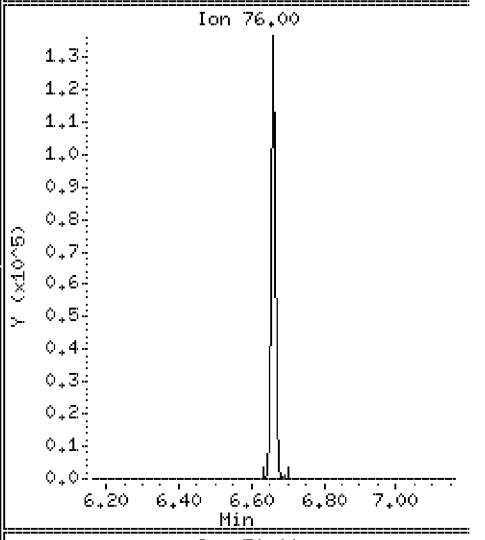

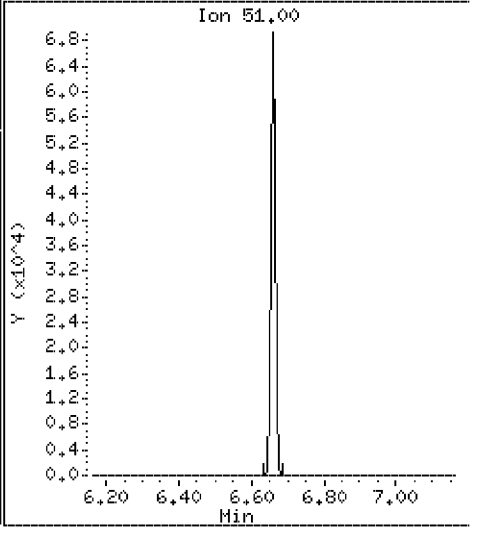

Data File: \\Svecd04\DD\chem\smsd03.i\S305031P.b\BSCCV2.D

Date : 03-MAY-2012 15:34

Client ID: BSCCV2

Instrument: smsd03.i

Sample Info: 45936

Purge Volume: 1000.0

Operator: PEL

Column phase: HPMS-5

Column diameter: 0.25

95 Atrazine

Concentration: 46.9 ug/l

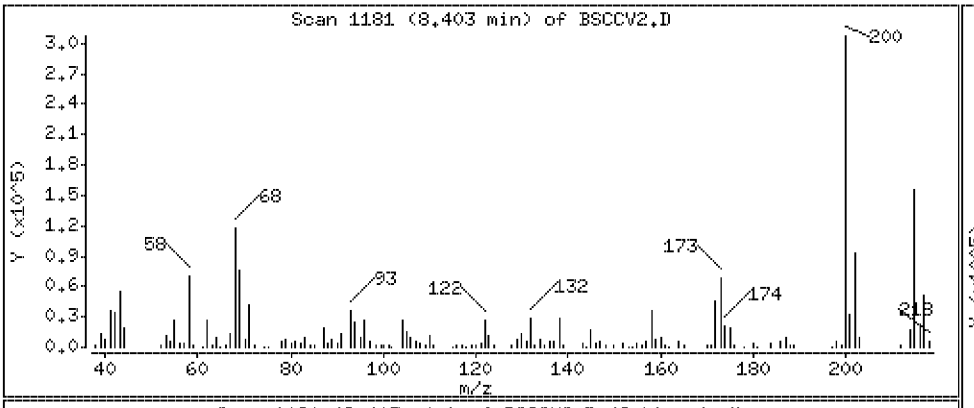

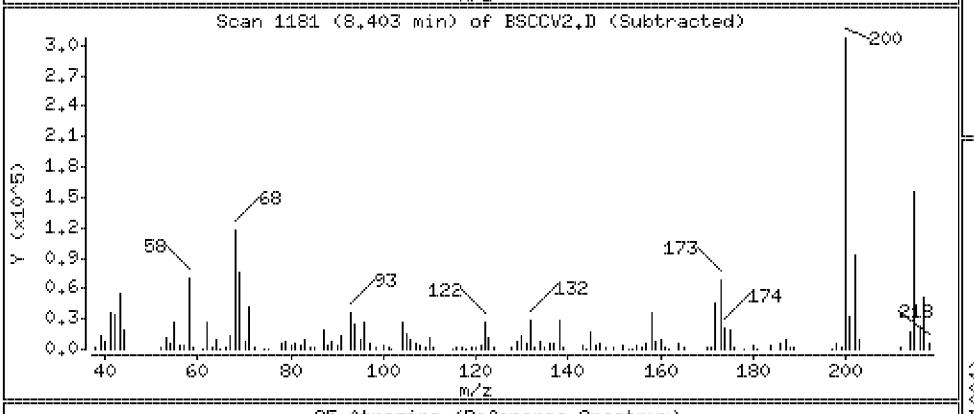

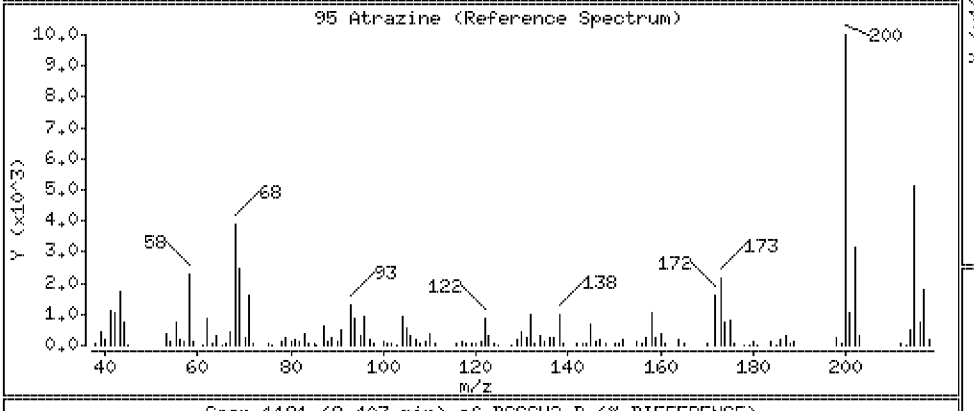

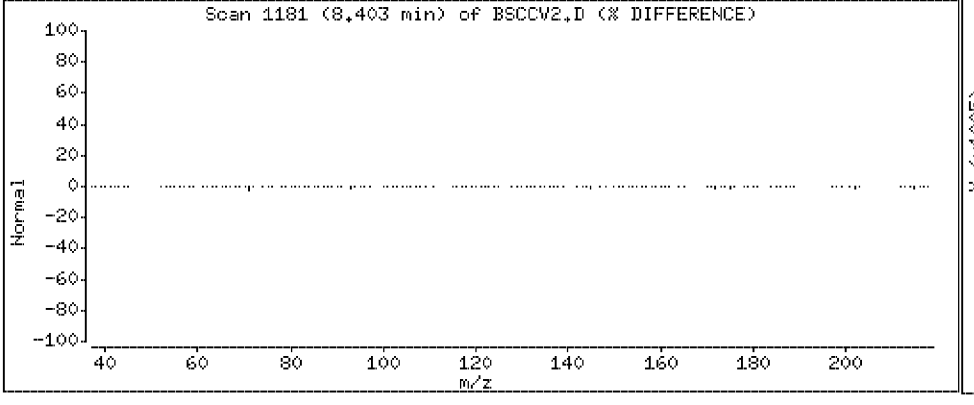

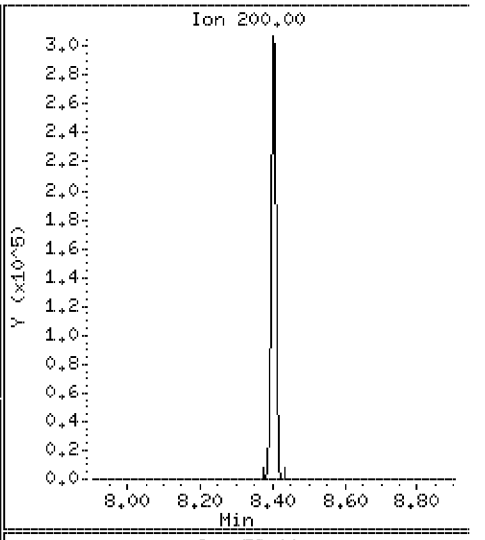

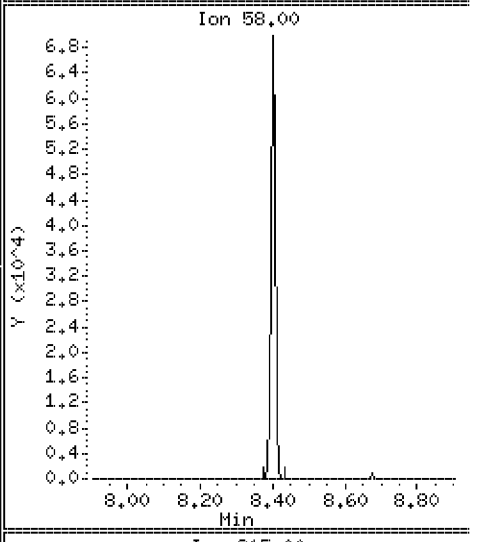

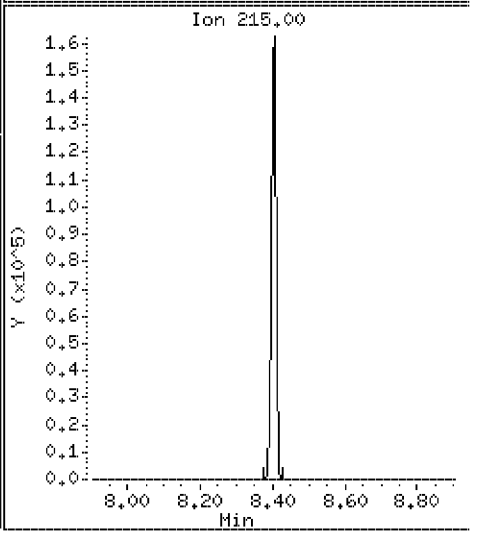

Data File: \\Svecd04\DD\chem\smsd03.i\S305031P.b\BSCCV2.D

Date : 03-MAY-2012 15:34

Client ID: BSCCV2

Instrument: smsd03.i

Sample Info: 45936

Purge Volume: 1000.0

Operator: PEL

Column phase: HPMS-5

Column diameter: 0.25

110 Benzidine

Concentration: 47.6 ug/l

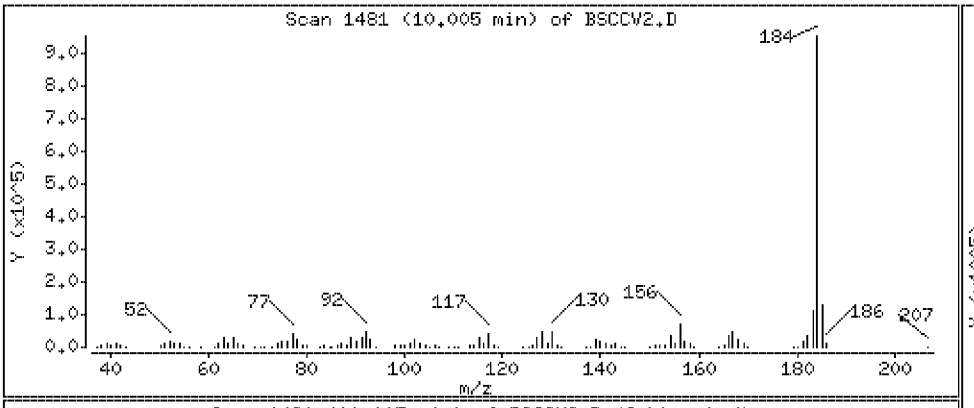

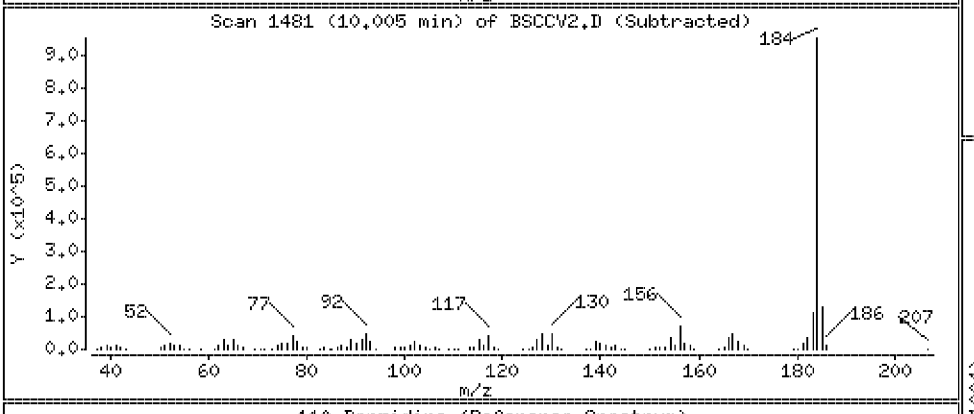

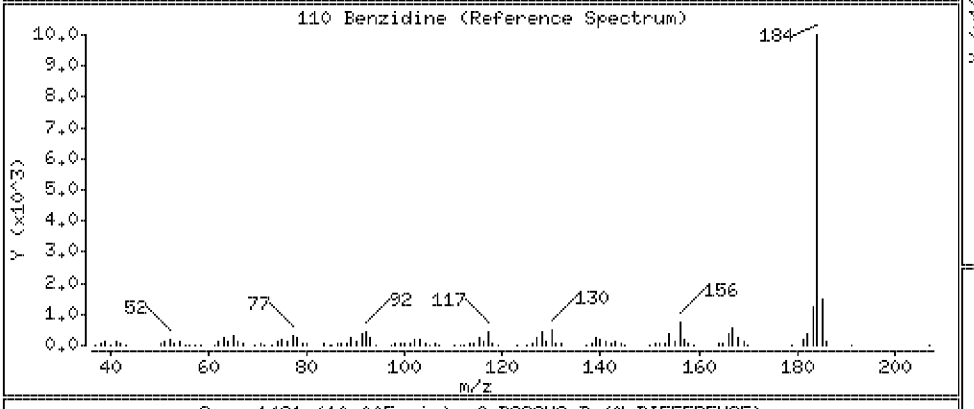

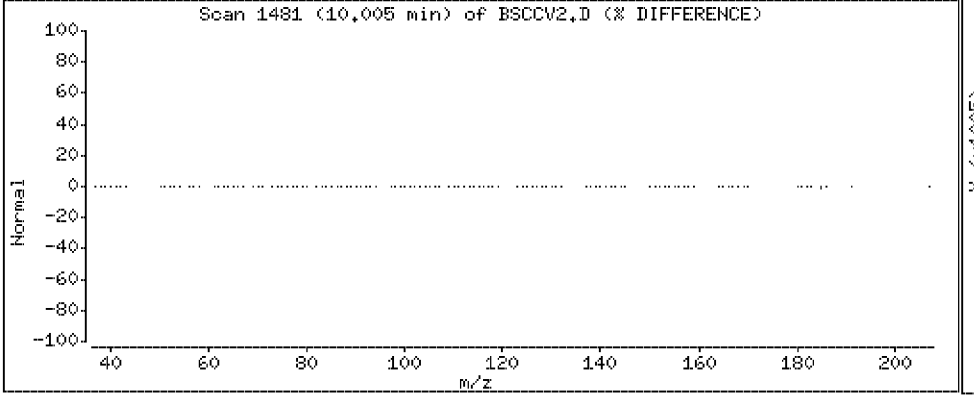

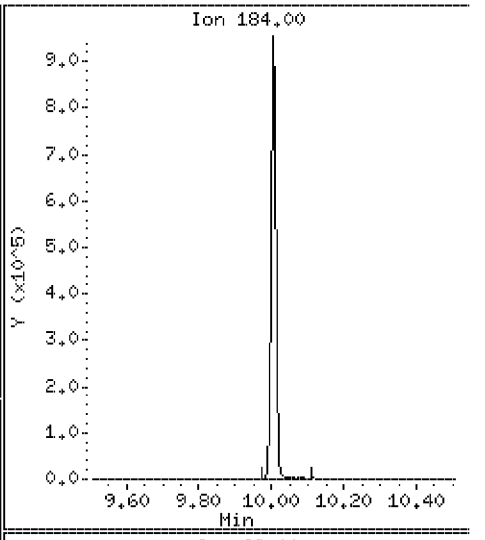

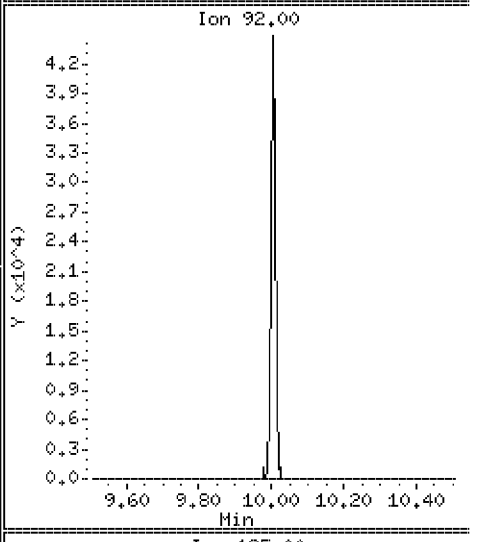

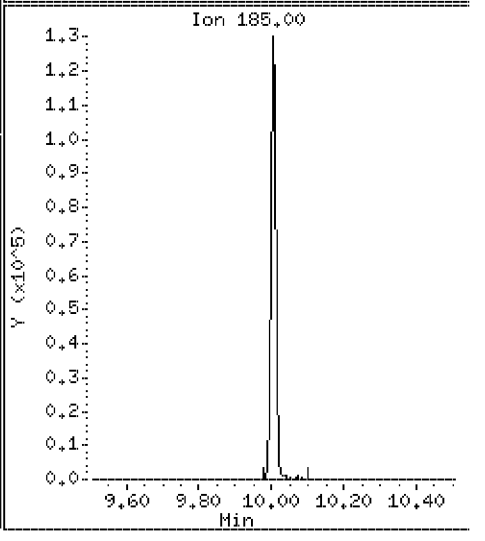

Data File: \\Svecd04\DD\chem\smsd03.i\S305031P.b\BSCCV2.D

Date : 03-MAY-2012 15:34

Client ID: BSCCV2

Instrument: smsd03.i

Sample Info: 45936

Purge Volume: 1000.0

Operator: PEL

Column phase: HPMS-5

Column diameter: 0.25

122 3,3'-Dichlorobenzidine

Concentration: 48.6 ug/l

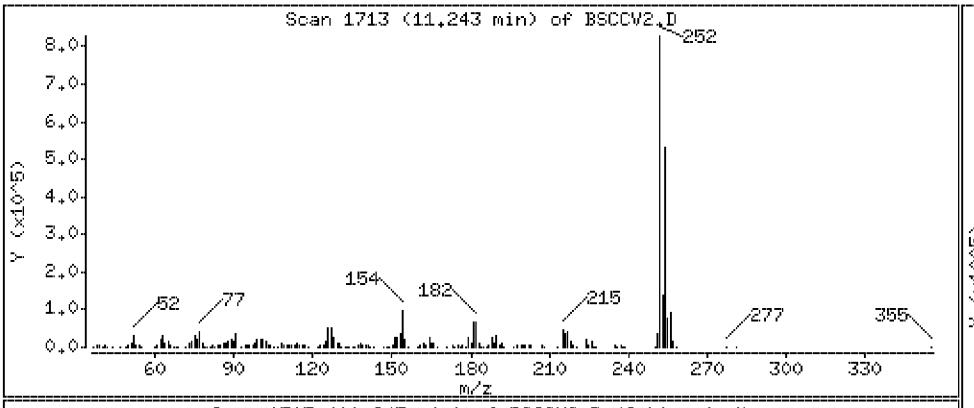

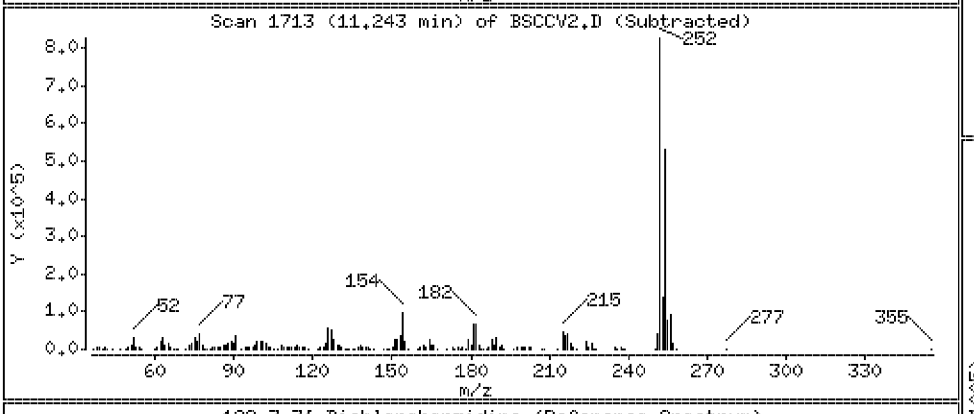

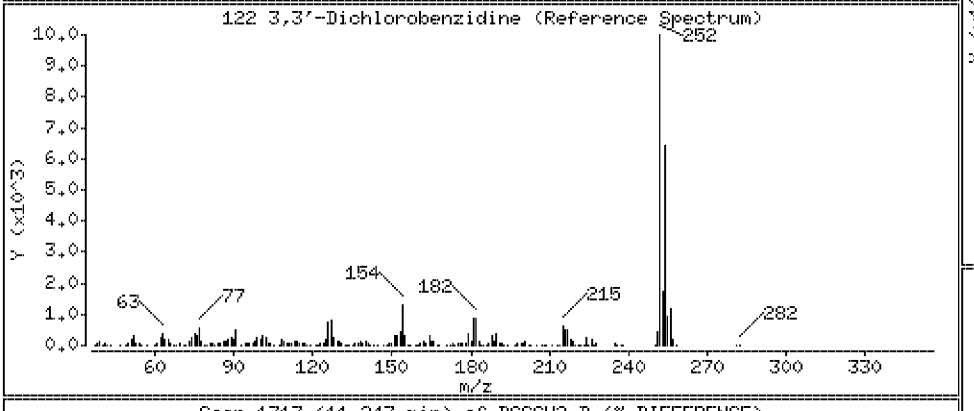

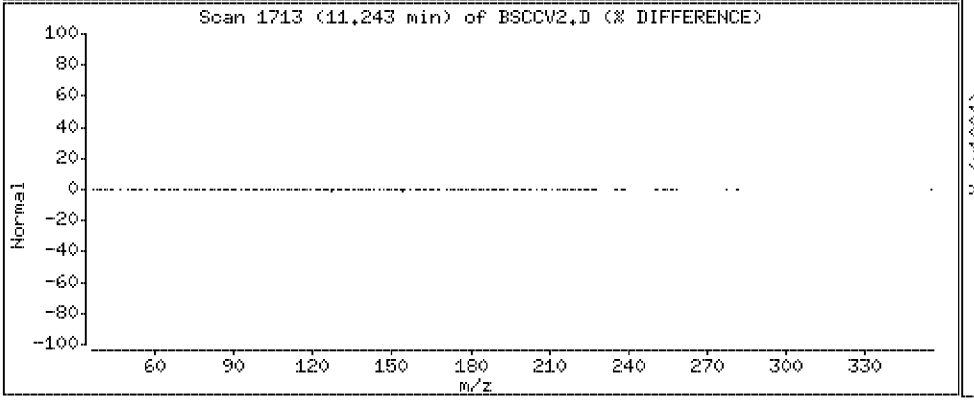

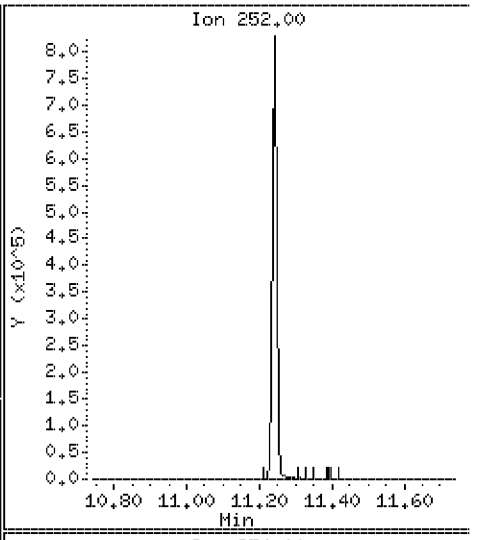

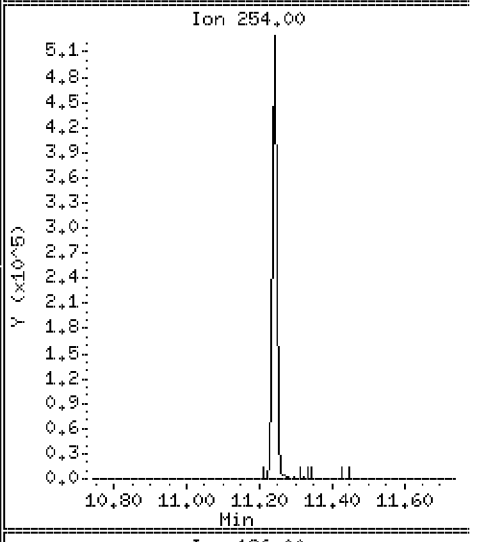

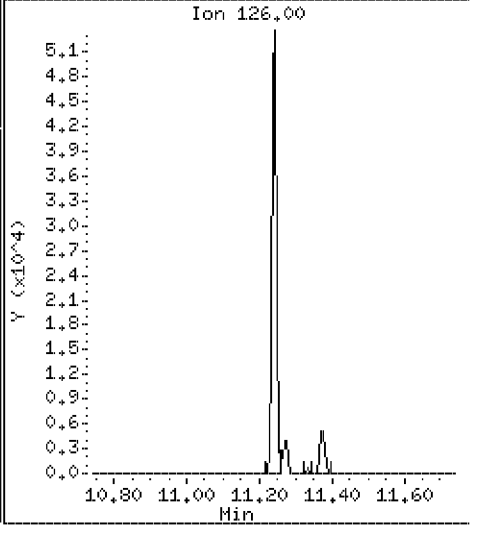

PEL Laboratories, Inc.

Data file : \\Svecd04\DD\chem\smsd03.i\S305031P.b\AP9CCV3.D
Lab Smp Id: 45958 Client Smp ID: AP9CCV3
Inj Date : 03-MAY-2012 16:47 MS Autotune Date: 12-SEP-2011 18:58
Operator : PEL Inst ID: smsd03.i
Smp Info : 45958
Misc Info :
Comment :
Method : \\Svecd04\DD\chem\smsd03.i\S305031P.b\8270bcs.m
Meth Date : 03-May-2012 17:07 smsd03.i Quant Type: ISTD
Cal Date : 23-APR-2012 18:17 Cal File: AP9CAL4.D
Als bottle: 4 Continuing Calibration Sample
Dil Factor: 1.00000
Integrator: HP Genie Compound Sublist: ap9cal.sub
Target Version: 4.14 Sample Matrix: WATER

Concentration Formula: Amt * DF * (1/(Vo/1000))*Vf * CpndVariable

Name	Value	Description
DF	1.000	Dilution Factor
Vo	1000.000	Volume of sample extracted (mL)
Vf	1.000	Final Volume
Cpnd Variable		Local Compound Variable

RT	EXP RT	REL RT	MASS	RESPONSE	AMOUNTS CAL-AMT (ug/ml)	AMOUNTS ON-COL (ug/ml)	TARGET RANGE	RATIO
3 2- Picoline						CAS #: 109-06-8		
2.846	2.846	(0.652)	93	357242	45.0000	43.6	80.00- 120.00	100.00
2.846	2.846	(0.651)	66	191177			23.51- 83.51	53.51
2.846	2.846	(0.652)	92	92639			0.00- 55.93	25.93
4 N-Nitrosomethylethylamine						CAS #: 10595-95-6		
2.924	2.924	(0.669)	88	153395	45.0000	43.9	80.00- 120.00	100.00
2.924	2.924	(0.669)	43	76546			19.90- 79.90	49.90
2.925	2.925	(0.670)	42	163318			76.47- 136.47	106.47
5 Methyl Methanesulfonate						CAS #: 66-27-3		
3.160	3.160	(0.724)	80	254922	45.0000	44.1	80.00- 120.00	100.00
3.160	3.160	(0.724)	79	144350			26.63- 86.63	56.63
3.160	3.160	(0.724)	65	71901			0.00- 58.21	28.21
7 N-Nitrosodiethylamine						CAS #: 55-18-5		
3.473	3.473	(0.795)	102	153112	45.0000	44.2	80.00- 120.00	100.00
3.472	3.472	(0.795)	42	112867			43.72- 103.72	73.72
3.472	3.472	(0.795)	57	63226			11.29- 71.29	41.29
8 Ethyl Methanesulfonate						CAS #: 62-50-0		
3.712	3.712	(0.850)	79	264934	45.0000	44.2	80.00- 120.00	100.00

```
                                          AMOUNTS
                                        CAL-AMT   ON-COL
  RT   EXP RT   REL RT   MASS  RESPONSE (ug/ml)  (ug/ml)   TARGET RANGE    RATIO
 ==== ======== ========  ====  ======== =======  =======   ============    =====

    8 Ethyl Methanesulfonate (continued)
3.712    3.712 ( 0.850)   109    133209                    20.28-  80.28    50.28
3.712    3.712 ( 0.850)    97     47794                     0.00-  48.04    18.04
-------------------------------------------------------------------------------
   12 Pentachloroethane                                CAS #: 76-01-7
4.128    4.128 ( 0.945)   167    161203 45.0000     47.1  80.00- 120.00   100.00
4.127    4.127 ( 0.945)   117    112990                   40.09- 100.09    70.09
4.128    4.128 ( 0.945)   130     72816                   15.17-  75.17    45.17
-------------------------------------------------------------------------------
*  18 1,4-Dichlorobenzene-d4                           CAS #: 3855-82-1
4.368    4.368 ( 1.000)   152    223768 40.0000           80.00- 120.00   100.00
4.367    4.367 ( 1.000)   115    149554                   36.83-  96.83    66.83
4.368    4.368 ( 1.000)   150    338878                  121.44- 181.44   151.44
-------------------------------------------------------------------------------
   24 N-Nitrosopyrrolidine                             CAS #: 930-55-2
4.710    4.710 ( 1.078)   100    159074 45.0000     43.6  80.00- 120.00   100.00
4.709    4.709 ( 1.078)    41    113881                   41.59- 101.59    71.59
4.709    4.709 ( 1.078)    42    103868                   35.30-  95.30    65.30
-------------------------------------------------------------------------------
   25 Acetophenone                                     CAS #: 98-86-2
4.724    4.724 ( 0.854)   105    475982 45.0000     43.3  80.00- 120.00   100.00
4.723    4.723 ( 0.854)    77    490923                   73.14- 133.14   103.14
4.723    4.723 ( 0.854)    51    130800                    0.00-  57.48    27.48
-------------------------------------------------------------------------------
   27 N-Nitrosomorpholine                              CAS #: 59-89-2
4.741    4.741 ( 1.085)    56    169737 45.0000     45.4  80.00- 120.00   100.00
4.741    4.741 ( 1.085)   116     60016                    5.36-  65.36    35.36
4.741    4.741 ( 1.085)    86    119221                   40.24- 100.24    70.24
-------------------------------------------------------------------------------
   29 o-Toluidine                                      CAS #: 95-53-4
4.758    4.758 ( 1.089)   106    524268 45.0000     44.0  80.00- 120.00   100.00
4.758    4.758 ( 1.089)    77    136265                    0.00-  55.99    25.99
4.758    4.758 ( 1.089)   107    373309                   41.21- 101.21    71.21
-------------------------------------------------------------------------------
   33 N-Nitrosopiperidine                              CAS #: 100-75-4
5.018    5.018 ( 0.908)   114    144646 45.0000     45.6  80.00- 120.00   100.00
5.017    5.017 ( 0.907)    42    175462                   91.30- 151.30   121.30
5.017    5.017 ( 0.907)    55     83229                   27.54-  87.54    57.54
-------------------------------------------------------------------------------
   37 o,o,o-Triethylphosphorothioate                   CAS #: 126-68-1
5.262    5.262 ( 1.205)   198    248504 45.0000     46.2  80.00- 120.00   100.00
5.261    5.261 ( 1.204)    97    162164                   35.26-  95.26    65.26
5.260    5.260 ( 1.204)    65    132845                   23.46-  83.46    53.46
-------------------------------------------------------------------------------
   39 a,a-Dimethylphenethylamine                       CAS #: 122-09-8
5.382    5.382 ( 0.973)    58    507166 45.0000     45.6  80.00- 120.00   100.00(M)
5.387    5.387 ( 0.974)    91    221174                   13.61-  73.61    43.61
5.382    5.382 ( 0.973)    65    118995                    0.00-  53.46    23.46
-------------------------------------------------------------------------------
*  43 Naphthalene-d8                                   CAS #: 1146-65-2
5.529    5.529 ( 1.000)   136    730162 40.0000           80.00- 120.00   100.00
5.527    5.527 ( 1.000)    68     39130                    0.00-  35.36     5.36
-------------------------------------------------------------------------------
```

RT	EXP RT	REL RT	MASS	RESPONSE	AMOUNTS CAL-AMT (ug/ml)	AMOUNTS ON-COL (ug/ml)	TARGET RANGE	RATIO
46 2,6-Dichlorophenol						CAS #: 87-65-0		
5.613	5.613	(1.015)	162	279230	45.0000	45.7	80.00- 120.00	100.00
5.612	5.612	(1.015)	63	224207			50.29- 110.29	80.29
5.613	5.613	(1.015)	98	76200			0.00- 57.29	27.29
47 Hexachloropropene						CAS #: 1888-71-7		
5.634	5.634	(1.019)	213	396452	45.0000	48.7	80.00- 120.00	100.00
5.634	5.634	(1.019)	215	257900			35.05- 95.05	65.05
5.633	5.633	(1.019)	117	78323			0.00- 49.76	19.76
49 N-Nitrosodi-n-butylamine						CAS #: 924-16-3		
5.916	5.916	(1.070)	84	277802	45.0000	47.2	80.00- 120.00	100.00
5.916	5.916	(1.070)	57	163579			28.88- 88.88	58.88
5.916	5.916	(1.070)	41	149174			23.70- 83.70	53.70
52 Isosafrole						CAS #: 120-58-1		
6.124	6.124	(1.108)	162	277005	45.0000	46.8	80.00- 120.00	100.00
6.123	6.123	(1.107)	104	211453			46.34- 106.34	76.34
6.123	6.123	(1.107)	131	137908			19.79- 79.79	49.79
56 1,2,4,5-Tetrachlorobenzene						CAS #: 95-94-3		
6.374	6.374	(0.882)	216	442858	45.0000	45.4	80.00- 120.00	100.00
6.374	6.374	(0.882)	214	346240			48.18- 108.18	78.18
6.373	6.373	(0.882)	108	81513			0.00- 48.41	18.41
60 Safrole						CAS #: 94-59-7		
6.626	6.626	(1.198)	162	260337	45.0000	46.8	80.00- 120.00	100.00
6.625	6.625	(1.198)	104	173553			36.66- 96.66	66.66
6.625	6.625	(1.198)	77	111148			12.69- 72.69	42.69
64 1,4-Naphthoquinone						CAS #: 130-15-4		
6.854	6.854	(0.949)	158	264137	45.0000	47.9	80.00- 120.00	100.00
6.854	6.854	(0.949)	102	236108			59.39- 119.39	89.39
6.854	6.854	(0.949)	130	122497			16.38- 76.38	46.38
66 1,3-Dinitrobenzene						CAS #: 99-65-0		
6.993	6.993	(0.968)	168	121492	45.0000	46.6	80.00- 120.00	100.00
6.992	6.992	(0.968)	75	164067			105.04- 165.04	135.04
6.992	6.992	(0.968)	50	89252			43.46- 103.46	73.46
* 70 Acenaphthene-d10						CAS #: 15067-26-2		
7.224	7.224	(1.000)	164	515188	40.0000		80.00- 120.00	100.00
7.224	7.224	(1.000)	162	484109			63.97- 123.97	93.97
7.224	7.224	(1.000)	160	223274			13.34- 73.34	43.34
73 Pentachlorobenzene						CAS #: 608-93-5		
7.389	7.389	(1.023)	250	451512	45.0000	47.4	80.00- 120.00	100.00
7.389	7.389	(1.023)	252	286505			33.45- 93.45	63.45
7.387	7.387	(1.023)	108	124187			0.00- 57.50	27.50
77 1-Naphthylamine						CAS #: 134-32-7		
7.502	7.502	(1.038)	143	394425	45.0000	43.8	80.00- 120.00	100.00
7.502	7.502	(1.038)	115	237023			30.09- 90.09	60.09

RT	EXP RT	REL RT	MASS	RESPONSE	AMOUNTS CAL-AMT (ug/ml)	AMOUNTS ON-COL (ug/ml)	TARGET RANGE	RATIO
77 1-Naphthylamine (continued)								
7.502	7.502	(1.038)	89	48910			0.00- 42.40	12.40
78 2,3,4,6-Tetrachlorophenol						CAS #: 58-90-2		
7.554	7.554	(1.046)	232	248841	45.0000	47.6	80.00- 120.00	100.00
7.554	7.554	(1.046)	168	60331			0.00- 54.24	24.24
7.553	7.553	(1.045)	131	100572			10.42- 70.42	40.42
79 2-Naphthylamine						CAS #: 91-59-8		
7.582	7.582	(1.049)	143	533621	45.0000	45.2	80.00- 120.00	100.00
7.581	7.581	(1.049)	115	309868			28.07- 88.07	58.07
7.582	7.582	(1.049)	116	118374			0.00- 52.18	22.18
83 5-Nitro-ortho-toluidine						CAS #: 99-55-8		
7.778	7.778	(1.077)	152	208113	45.0000	45.4	80.00- 120.00	100.00
7.778	7.778	(1.077)	106	150027			42.09- 102.09	72.09
7.777	7.777	(1.077)	77	274378			101.84- 161.84	131.84
90 1,3,5-Trinitrobenzene						CAS #: 99-35-4		
8.145	8.145	(1.127)	75	623067	45.0000	49.4	80.00- 120.00	100.00
8.145	8.145	(1.127)	74	387522			32.20- 92.20	62.20
8.146	8.146	(1.128)	213	221489			5.55- 65.55	35.55
89 Diallate						CAS #: 2303-16-4		
8.154	8.154	(1.129)	86	294031	45.0000	46.0	80.00- 120.00	100.00(M)
8.154	8.154	(1.129)	43	301291			72.47- 132.47	102.47
8.154	8.154	(1.129)	234	212860			42.39- 102.39	72.39
92 Phenacetin						CAS #: 62-44-2		
8.189	8.189	(0.943)	109	341683	45.0000	45.0	80.00- 120.00	100.00
8.189	8.189	(0.943)	108	393381			85.13- 145.13	115.13
8.189	8.189	(0.943)	179	222059			34.99- 94.99	64.99
91 p-Phenylenediamine						CAS #: 106-50-3		
8.189	8.189	(0.943)	108	393381	45.0000	47.3	80.00- 120.00	100.00
8.189	8.189	(0.943)	80	114612			0.00- 59.14	29.14
8.188	8.188	(0.943)	53	51678			0.00- 43.14	13.14
97 Pentachloronitrobenzene						CAS #: 82-68-8		
8.511	8.511	(0.980)	237	183951	45.0000	47.0	80.00- 120.00	100.00
8.512	8.512	(0.981)	295	70983			8.59- 68.59	38.59
8.509	8.509	(0.980)	142	128127			39.65- 99.65	69.65
98 4-Aminobiphenyl						CAS #: 92-67-1		
8.497	8.497	(0.979)	169	844170	45.0000	44.8	80.00- 120.00	100.00
8.497	8.497	(0.979)	168	179736			0.00- 51.29	21.29
8.497	8.497	(0.979)	115	101452			0.00- 42.02	12.02
99 Pronamide						CAS #: 23950-58-5		
8.556	8.556	(0.986)	173	437802	45.0000	46.7	80.00- 120.00	100.00
8.556	8.556	(0.986)	175	279053			33.74- 93.74	63.74
8.556	8.556	(0.986)	145	166359			8.00- 68.00	38.00

RT	EXP RT	REL RT	MASS	RESPONSE	AMOUNTS CAL-AMT (ug/ml)	AMOUNTS ON-COL (ug/ml)	TARGET RANGE	RATIO
* 100 Phenanthrene-d10						CAS #: 1517-22-2		
8.681	8.681	(1.000)	188	1090186	40.0000		80.00- 120.00	100.00
8.679	8.679	(1.000)	94	65192			0.00- 35.98	5.98
8.679	8.679	(1.000)	80	85229			0.00- 37.82	7.82
102 Dinoseb						CAS #: 88-85-7		
8.677	8.677	(1.000)	211	275258	45.0000	44.4	80.00- 120.00	100.00
8.676	8.676	(0.999)	163	101762			6.97- 66.97	36.97
8.676	8.676	(0.999)	117	61280			0.00- 52.26	22.26
106 4-Nitroquinoline-1-oxide						CAS #: 56-57-5		
9.464	9.464	(1.090)	174	10983	45.0000	41.0	80.00- 120.00	100.00
9.463	9.463	(1.090)	128	22833			177.89- 237.89	207.89
9.465	9.465	(1.090)	101	38526			320.78- 380.78	350.78
107 Methapyrilene						CAS #: 91-80-5		
9.540	9.540	(1.099)	97	16610	45.0000	45.5	80.00- 120.00	100.00
9.539	9.539	(1.099)	58	18148			79.26- 139.26	109.26
9.537	9.537	(1.099)	191	3294			0.00- 49.83	19.83
108 Isodrin						CAS #: 465-73-6		
9.720	9.720	(1.120)	193	143500	45.0000	43.2	80.00- 120.00	100.00
9.718	9.718	(1.120)	66	141447			68.57- 128.57	98.57
9.720	9.720	(1.120)	195	124328			56.64- 116.64	86.64
113 Aramite						CAS #: 140-57-8		
10.291	10.291	(0.913)	185	150714	45.0000	45.5	80.00- 120.00	100.00(M)
10.291	10.291	(0.913)	191	74781			19.62- 79.62	49.62
10.222	10.222	(0.907)	319	55343			6.72- 66.72	36.72
114 p-Dimethylamino azobenzene						CAS #: 60-11-7		
10.383	10.383	(0.921)	225	368784	45.0000	45.1	80.00- 120.00	100.00
10.382	10.382	(0.921)	120	327735			58.87- 118.87	88.87
10.381	10.381	(0.921)	77	402411			79.12- 139.12	109.12
115 Chlorobenzilate						CAS #: 510-15-6		
10.426	10.426	(0.925)	251	565594	45.0000	44.8	80.00- 120.00	100.00
10.426	10.426	(0.925)	253	365928			34.70- 94.70	64.70
10.425	10.425	(0.925)	139	506042			59.47- 119.47	89.47
116 Kepone						CAS #: 143-50-0		
10.761	10.761	(0.954)	272	59089	45.0000	27.4	80.00- 120.00	100.00(M)
10.761	10.761	(0.955)	274	41444			40.14- 100.14	70.14
10.760	10.760	(0.954)	237	30134			21.00- 81.00	51.00
117 3,3-Dimethylbenzidine						CAS #: 119-93-7		
10.715	10.715	(0.950)	212	1131913	45.0000	45.6	80.00- 120.00	100.00
10.714	10.714	(0.950)	106	73031			0.00- 36.45	6.45
10.714	10.714	(0.950)	180	81703			0.00- 37.22	7.22
119 2-Acetylaminofluorene						CAS #: 53-96-3		
10.964	10.964	(0.972)	181	654405	45.0000	45.7	80.00- 120.00	100.00
10.964	10.964	(0.973)	223	430301			35.75- 95.75	65.75

RT	EXP RT	REL RT	MASS	RESPONSE	AMOUNTS CAL-AMT (ug/ml)	AMOUNTS ON-COL (ug/ml)	TARGET RANGE	RATIO
119 2-Acetylaminofluorene (continued)								
10.964	10.964	(0.972)	180	569609			57.04- 117.04	87.04
* 121 Chrysene-d12						CAS #: 1719-03-5		
11.274	11.274	(1.000)	240	1388094	40.0000		80.00- 120.00	100.00
11.273	11.273	(1.000)	120	67991			0.00- 34.90	4.90
11.274	11.274	(1.000)	236	363058			0.00- 56.16	26.16
126 7,12-Dimethylbenz(a)anthracen						CAS #: 57-97-6		
12.245	12.245	(0.972)	256	906972	45.0000	45.2	80.00- 120.00	100.00
12.245	12.245	(0.972)	241	509452			26.17- 86.17	56.17
12.245	12.245	(0.972)	239	414722			15.73- 75.73	45.73
* 130 Perylene-d12						CAS #: 1520-96-3		
12.596	12.596	(1.000)	264	1410690	40.0000		80.00- 120.00	100.00
12.596	12.596	(1.000)	260	340572			0.00- 54.14	24.14
12.596	12.596	(1.000)	265	323059			0.00- 52.90	22.90
131 3-Methylcholanthrene						CAS #: 56-49-5		
12.857	12.857	(1.021)	268	1019089	45.0000	45.0	80.00- 120.00	100.00
12.857	12.857	(1.021)	252	434266			12.61- 72.61	42.61
12.857	12.857	(1.021)	253	375387			6.84- 66.84	36.84
132 Dibenz(a,j)acridine						CAS #: 224-42-0		
13.435	13.435	(1.067)	279	1532655	45.0000	47.1	80.00- 120.00	100.00
13.435	13.435	(1.067)	280	375924			0.00- 54.53	24.53
13.435	13.435	(1.067)	277	237621			0.00- 45.50	15.50

QC Flag Legend

M - Compound response manually integrated.

Data File: \\Svecd04\DD\chem\smsd03.i\S305031P.b\AP9CCV3.D
Date : 03-MAY-2012 16:47
Client ID: AP9CCV3
Sample Info: 45958
Purge Volume: 1000.0
Column phase: HPMS-5

Instrument: smsd03.i
Operator: PEL
Column diameter: 0.25

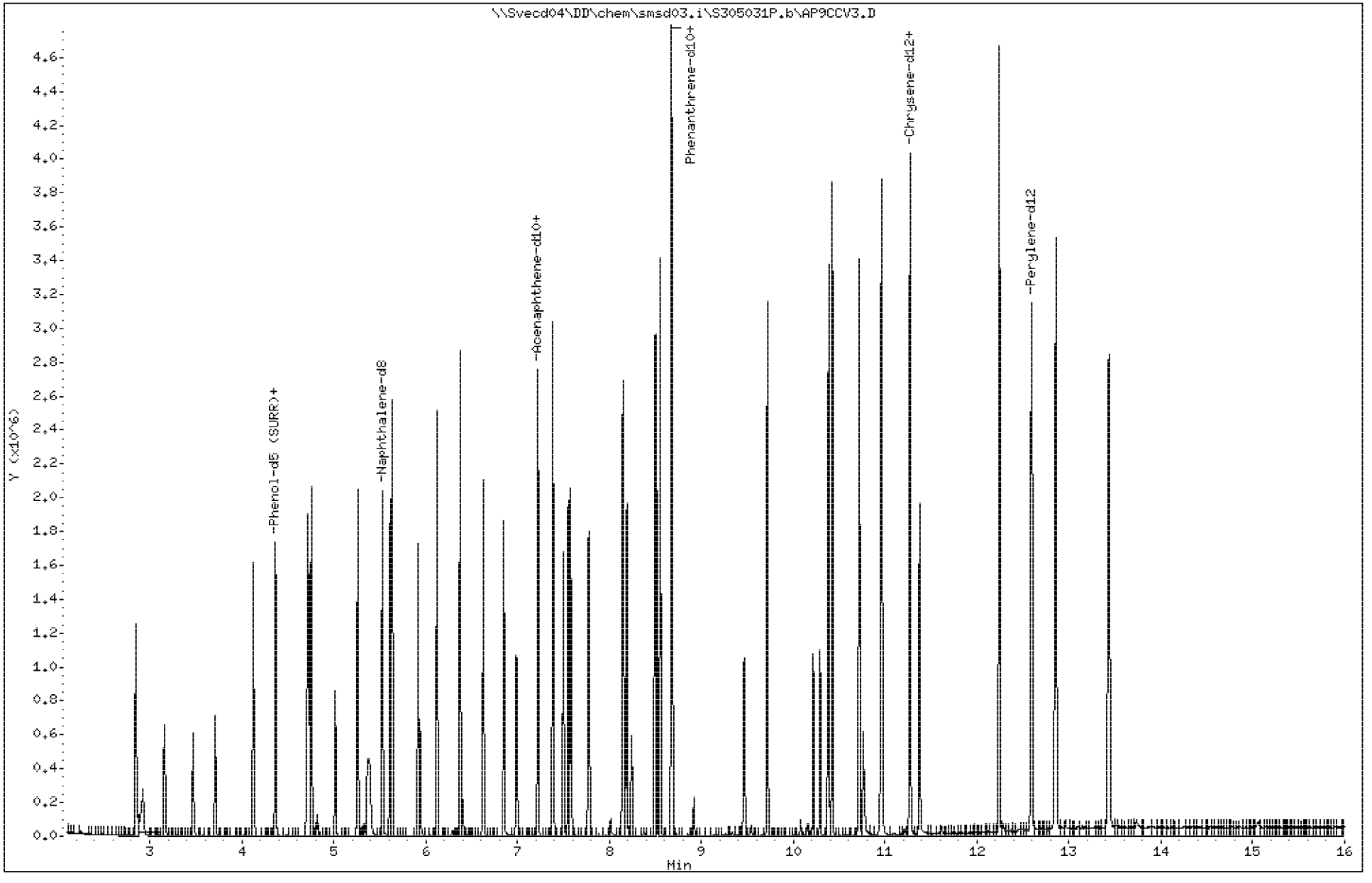

2133

3505892

Data File: \\Svecd04\DD\chem\smsd03.i\S305031P.b\AP9CCV3.D

Date : 03-MAY-2012 16:47

Client ID: AP9CCV3 Instrument: smsd03.i

Sample Info: 45958

Purge Volume: 1000.0 Operator: PEL

Column phase: HPMS-5 Column diameter: 0.25

3 2- Picoline Concentration: 43.6 ug/l

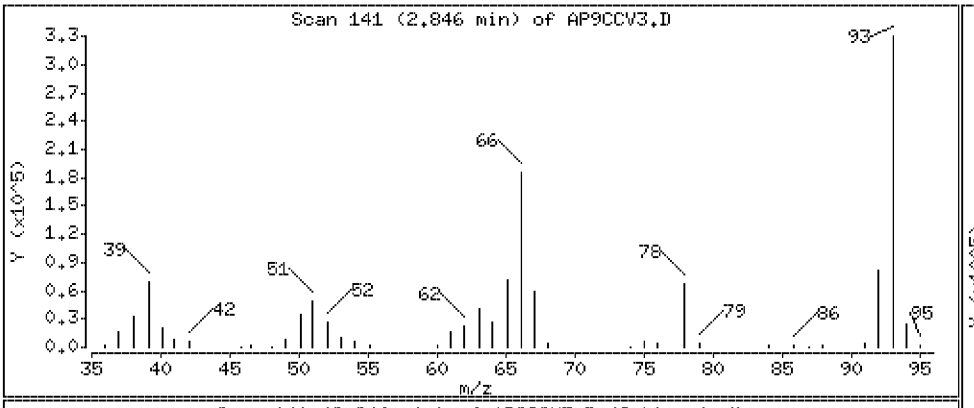

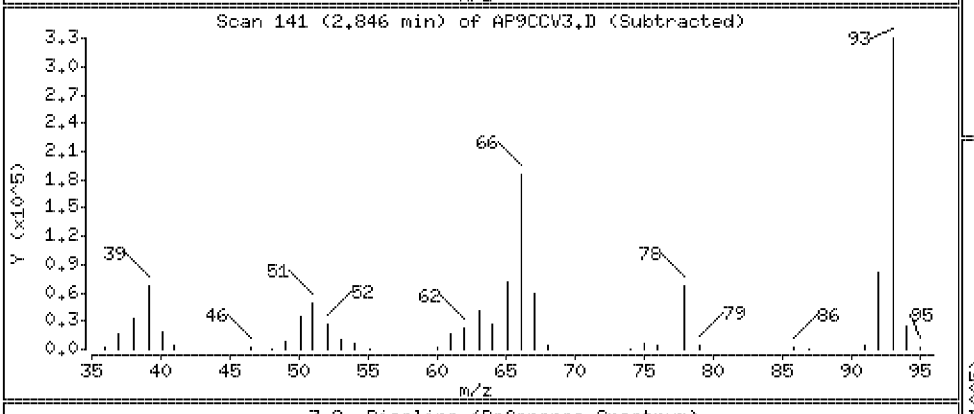

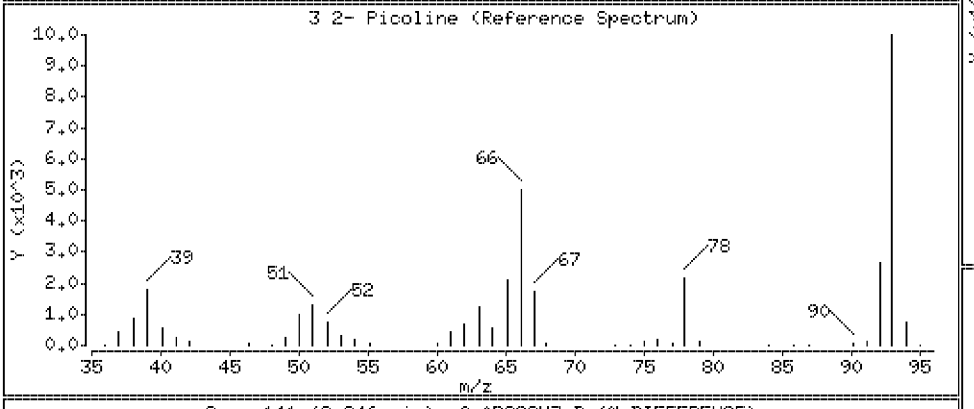

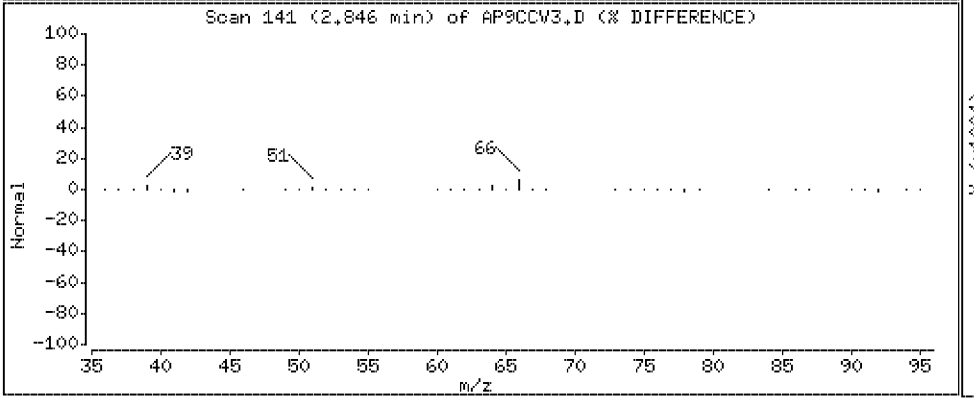

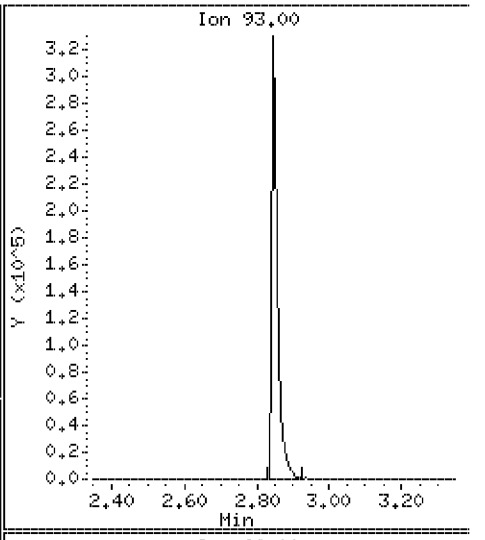

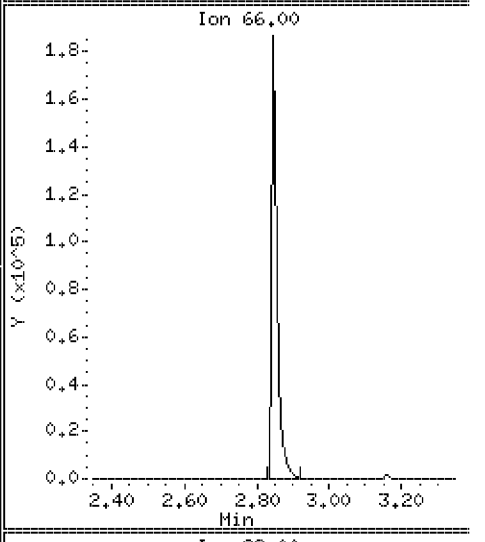

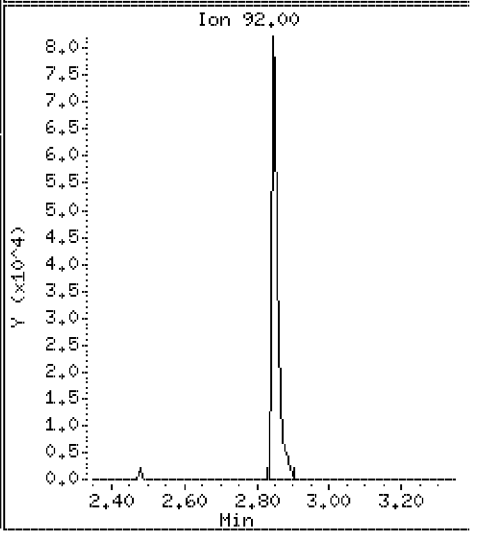

Data File: \\Svecd04\DD\chem\smsd03.i\S305031P.b\AP9CCV3.D

Date : 03-MAY-2012 16:47

Client ID: AP9CCV3

Instrument: smsd03.i

Sample Info: 45958

Purge Volume: 1000.0

Operator: PEL

Column phase: HPMS-5

Column diameter: 0.25

4 N-Nitrosomethylethylamine

Concentration: 43.9 ug/l

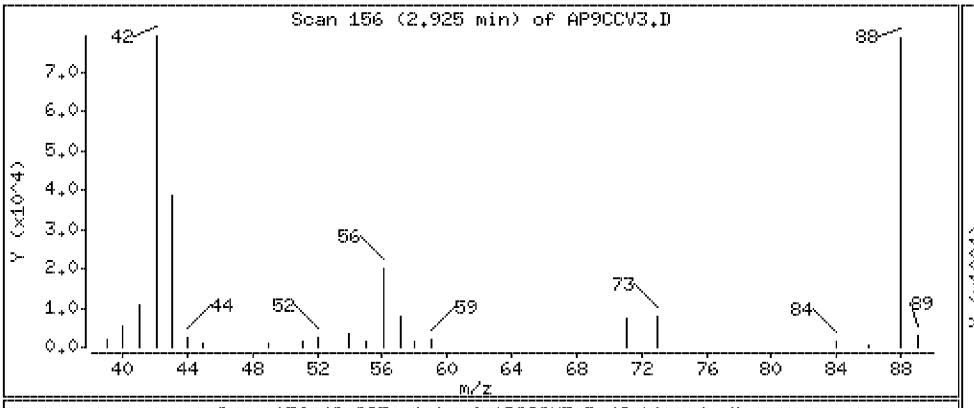

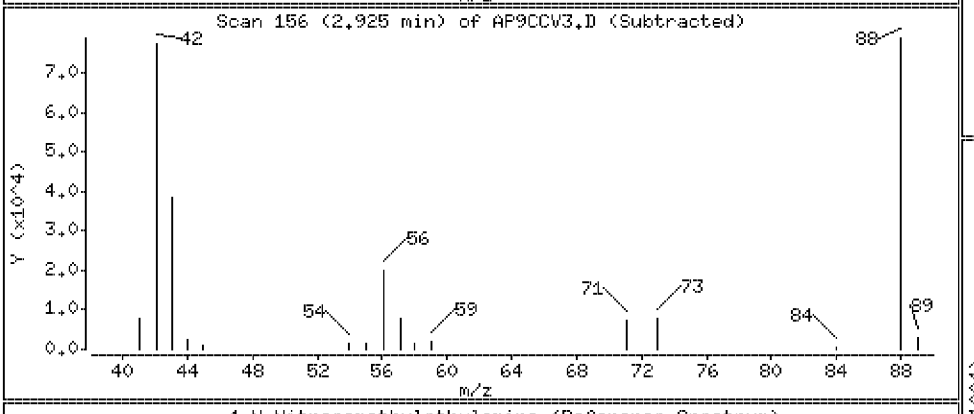

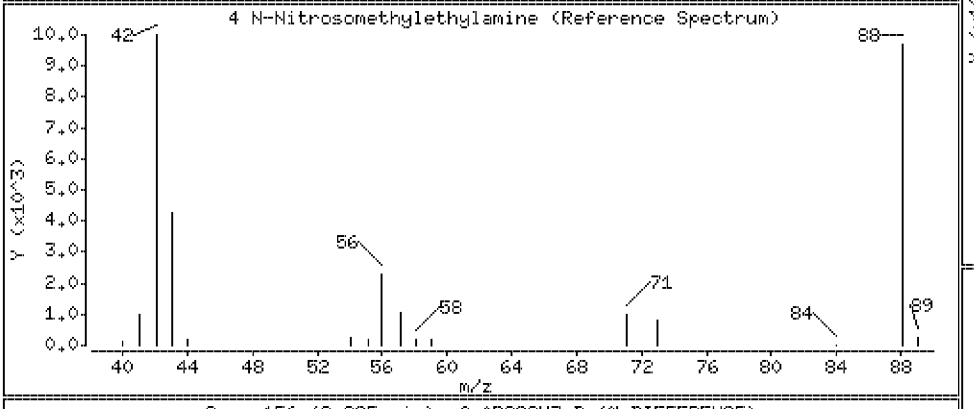

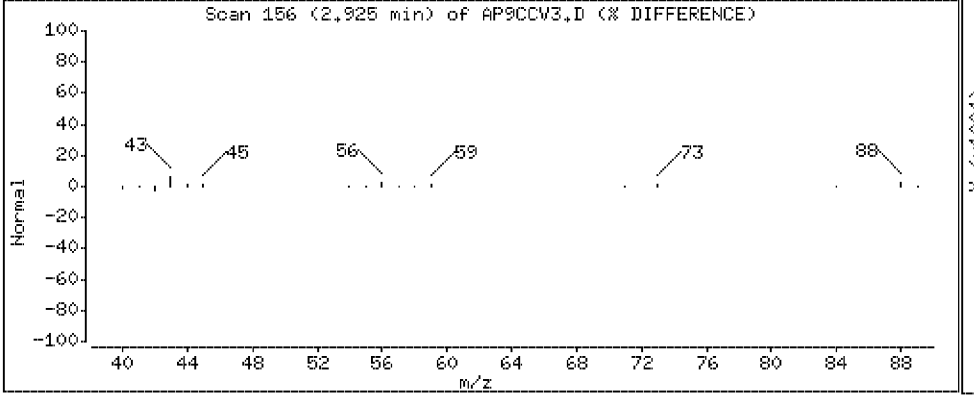

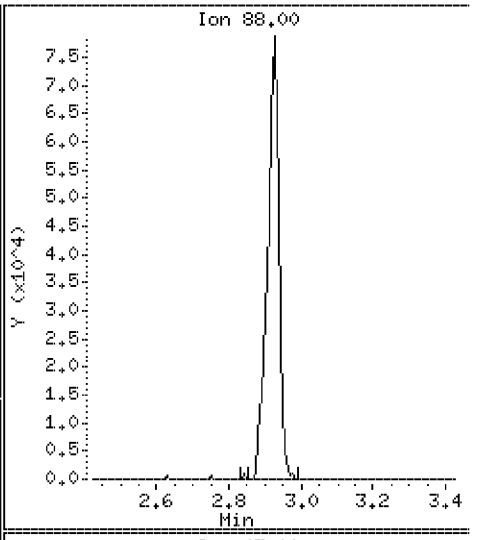

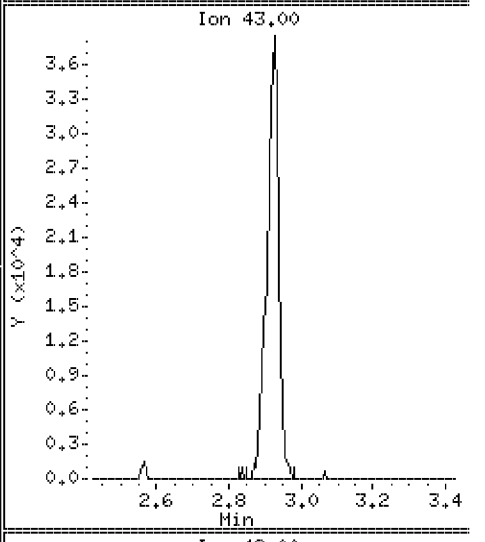

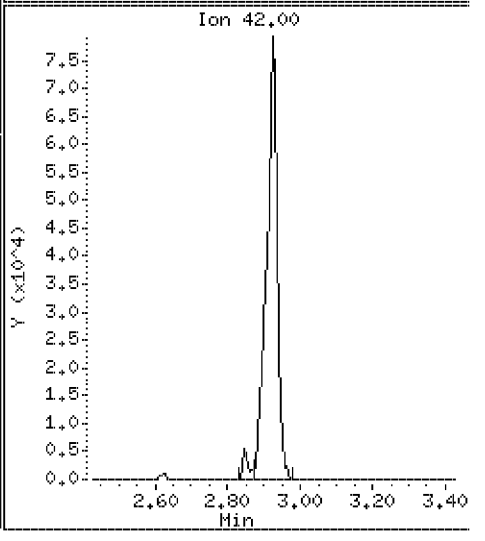

Data File: \\Svecd04\DD\chem\smsd03.i\S305031P.b\AP9CCV3.D

Date : 03-MAY-2012 16:47

Client ID: AP9CCV3 Instrument: smsd03.i

Sample Info: 45958

Purge Volume: 1000.0 Operator: PEL

Column phase: HPMS-5 Column diameter: 0.25

5 Methyl Methanesulfonate Concentration: 44.1 ug/l

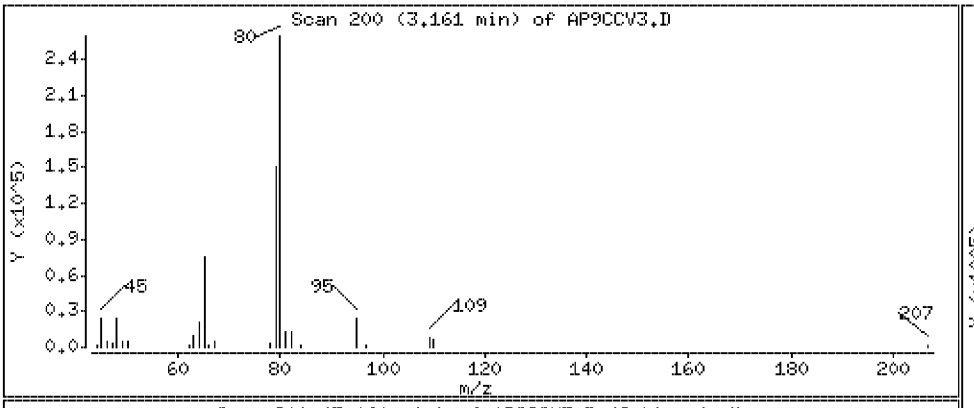

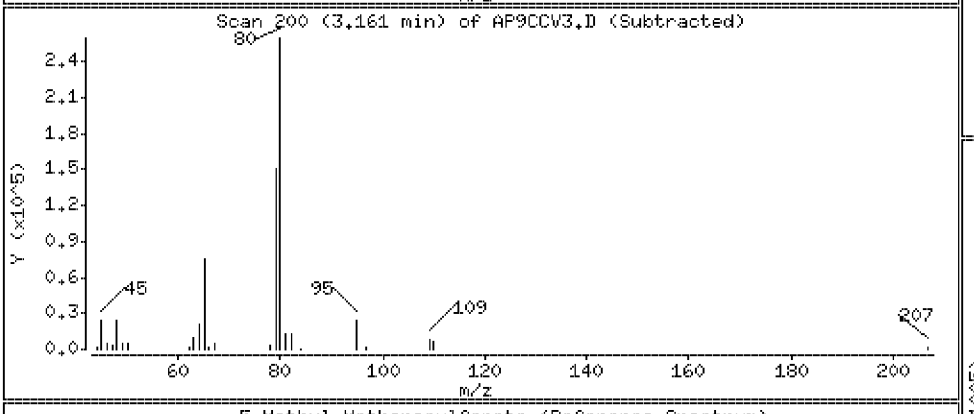

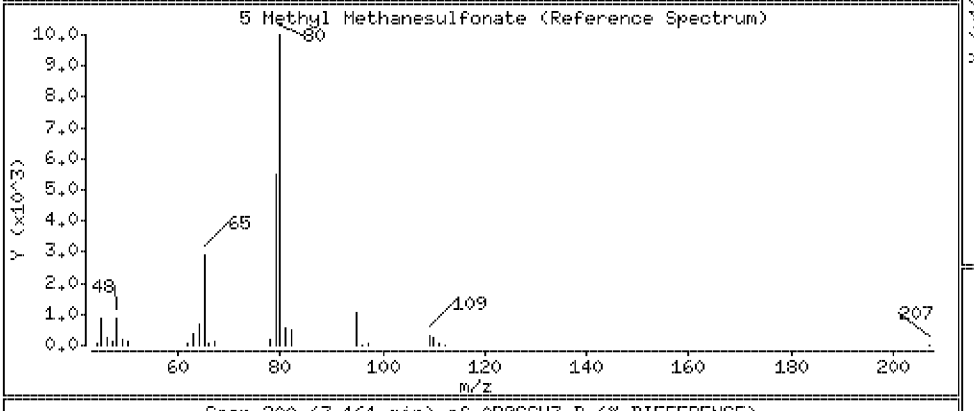

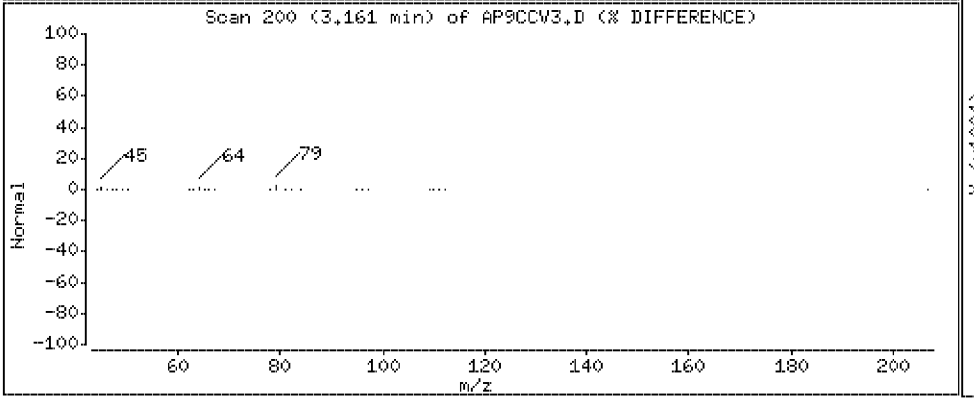

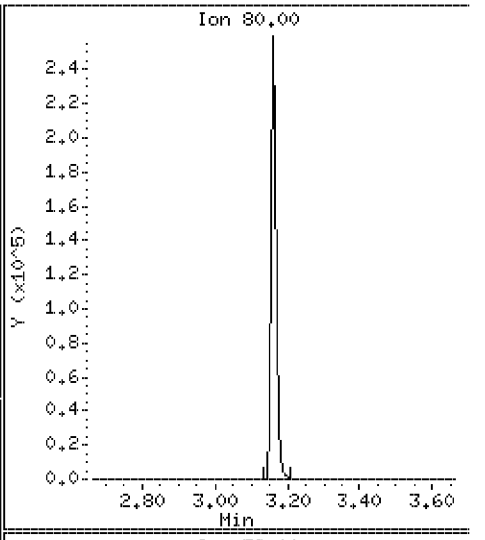

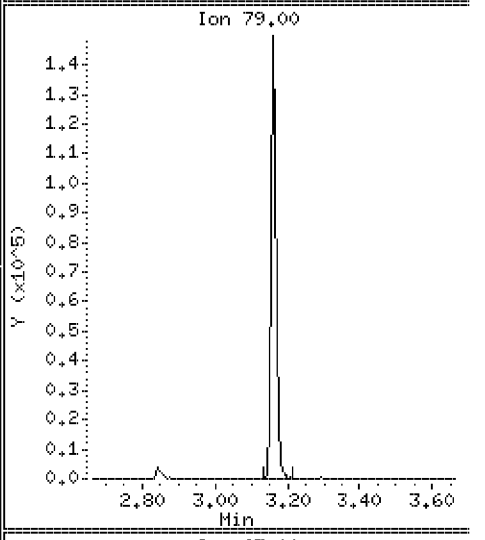

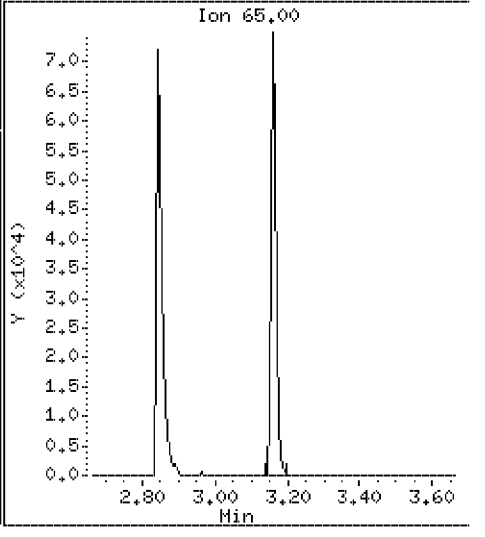

Data File: \\Svecd04\DD\chem\smsd03.i\S305031P.b\AP9CCV3.D

Date : 03-MAY-2012 16:47

Client ID: AP9CCV3 | Instrument: smsd03.i

Sample Info: 45958

Purge Volume: 1000.0 | Operator: PEL

Column phase: HPMS-5 | Column diameter: 0.25

7 N-Nitrosodiethylamine | Concentration: 44.2 ug/l

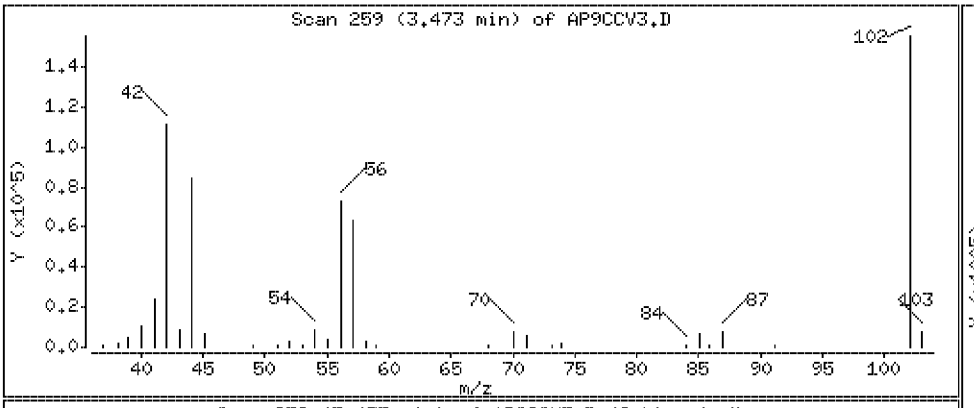

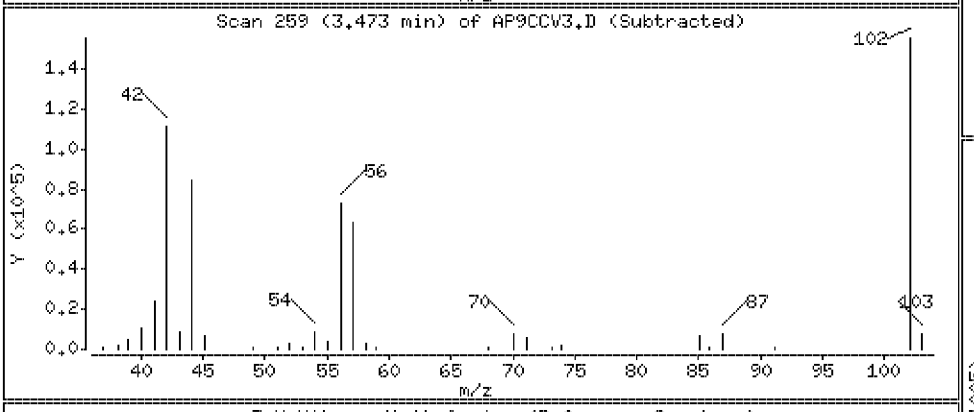

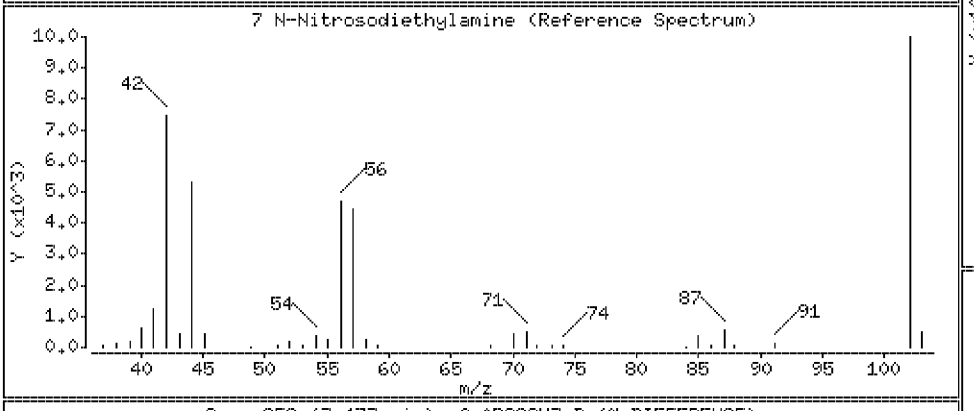

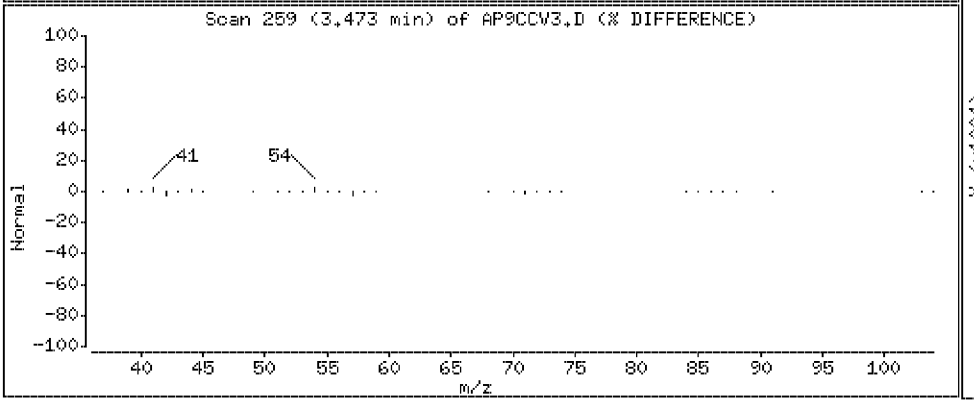

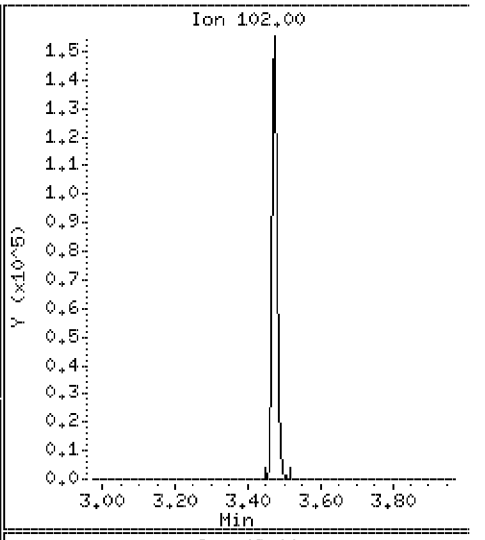

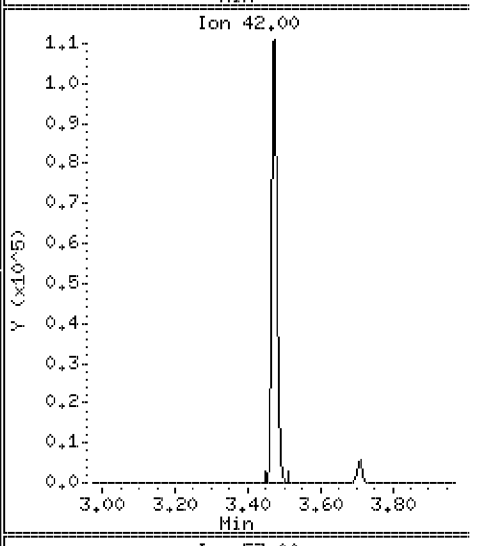

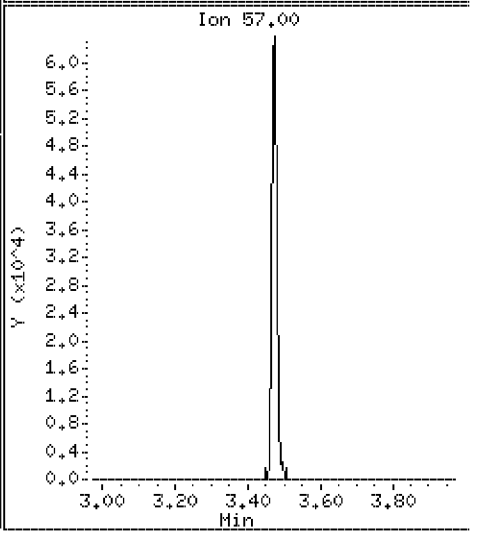

Data File: \\Svecd04\DD\chem\smsd03.i\S305031P.b\AP9CCV3.D

Date : 03-MAY-2012 16:47

Client ID: AP9CCV3 Instrument: smsd03.i

Sample Info: 45958

Purge Volume: 1000.0 Operator: PEL

Column phase: HPMS-5 Column diameter: 0.25

8 Ethyl Methanesulfonate Concentration: 44.2 ug/l

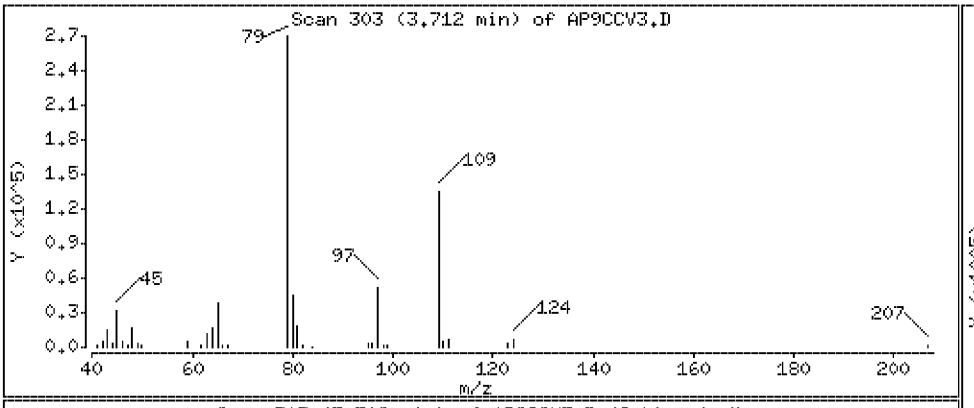

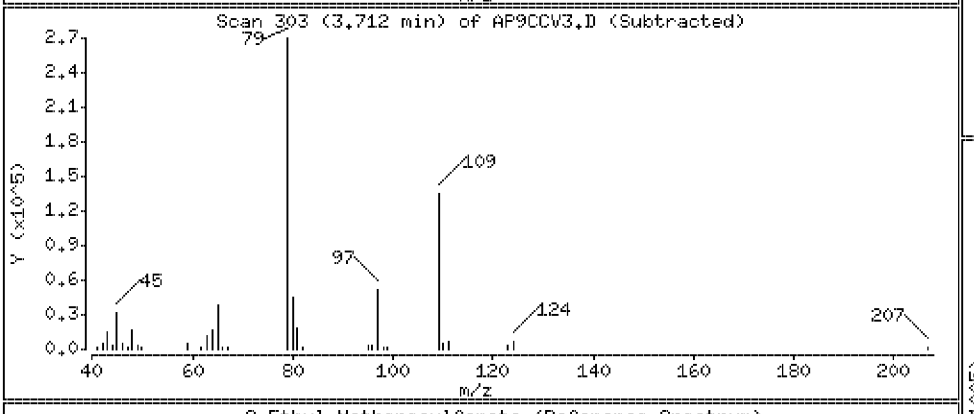

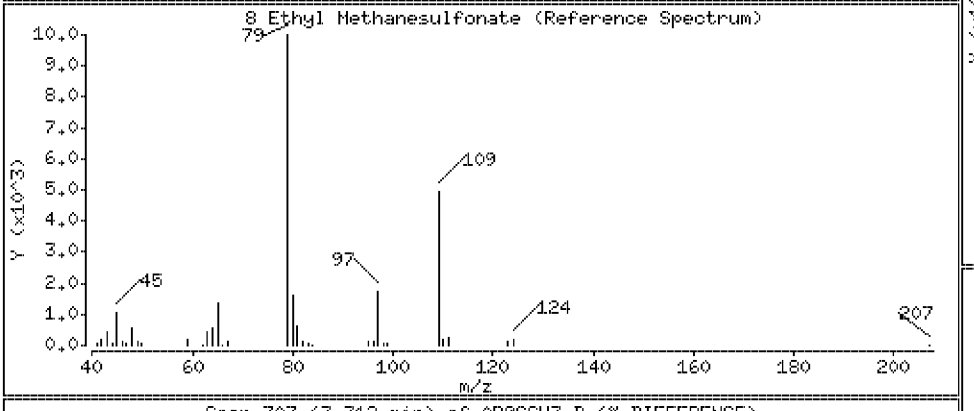

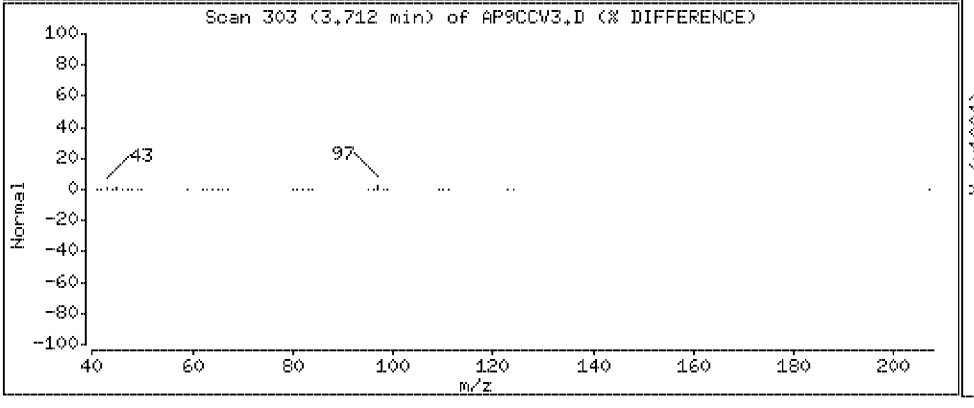

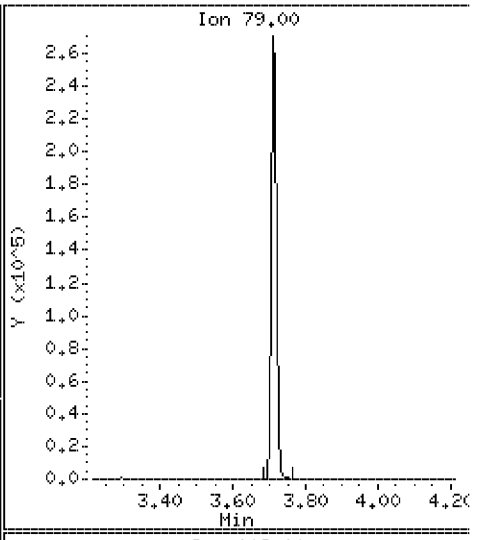

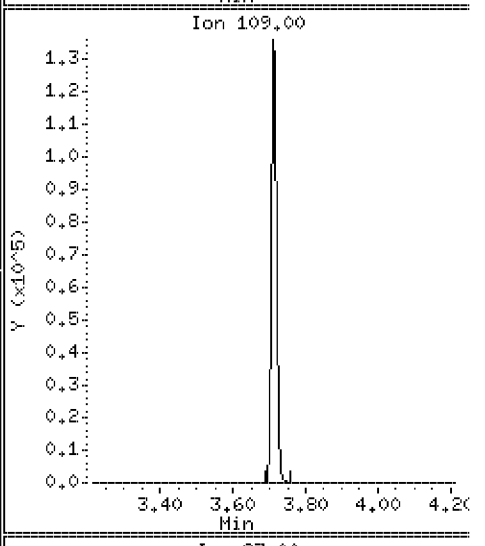

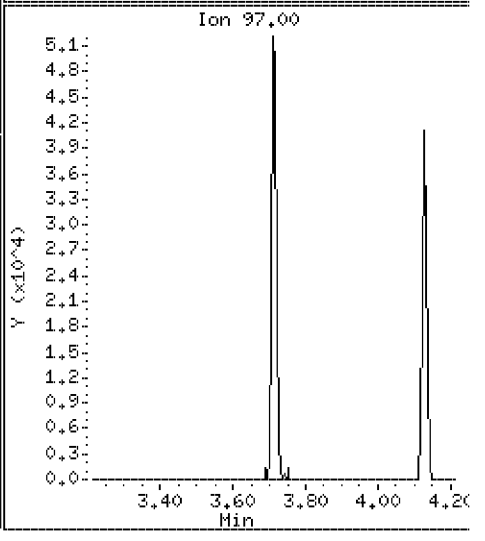

Data File: \\Svecd04\DD\chem\smsd03.i\S305031P.b\AP9CCV3.D

Date : 03-MAY-2012 16:47

Client ID: AP9CCV3 Instrument: smsd03.i

Sample Info: 45958

Purge Volume: 1000.0 Operator: PEL

Column phase: HPMS-5 Column diameter: 0.25

12 Pentachloroethane Concentration: 47.1 ug/l

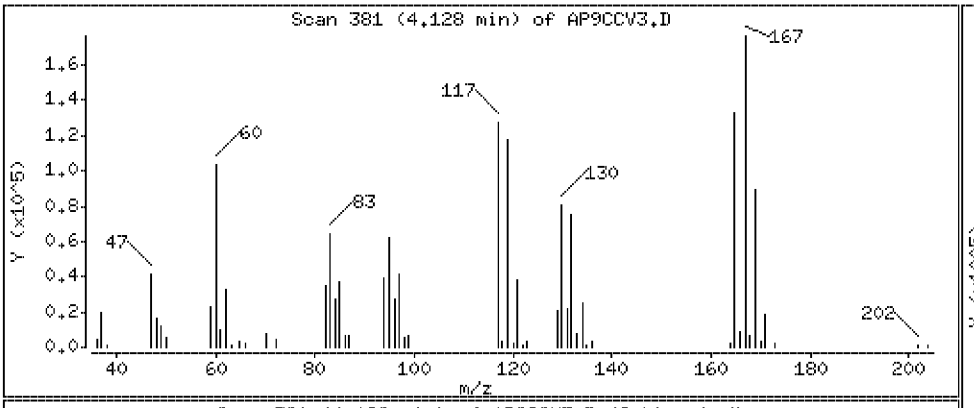

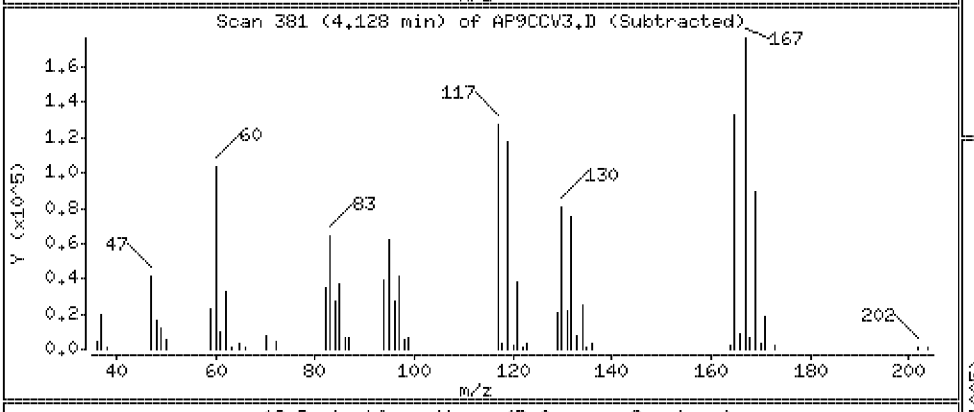

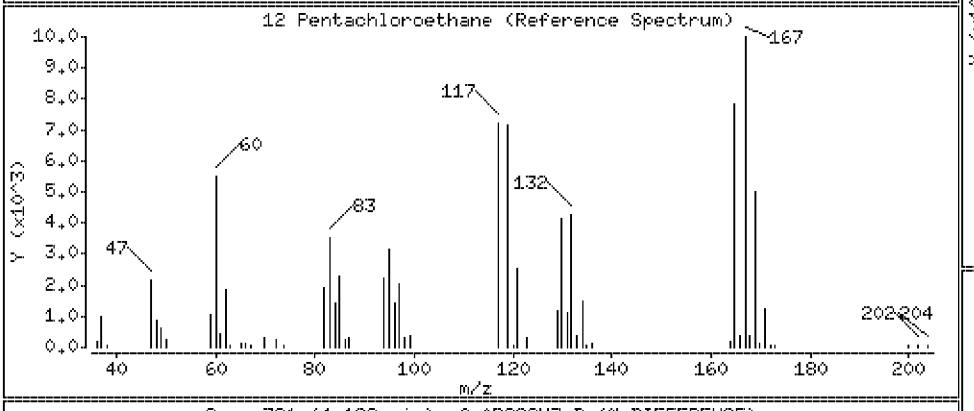

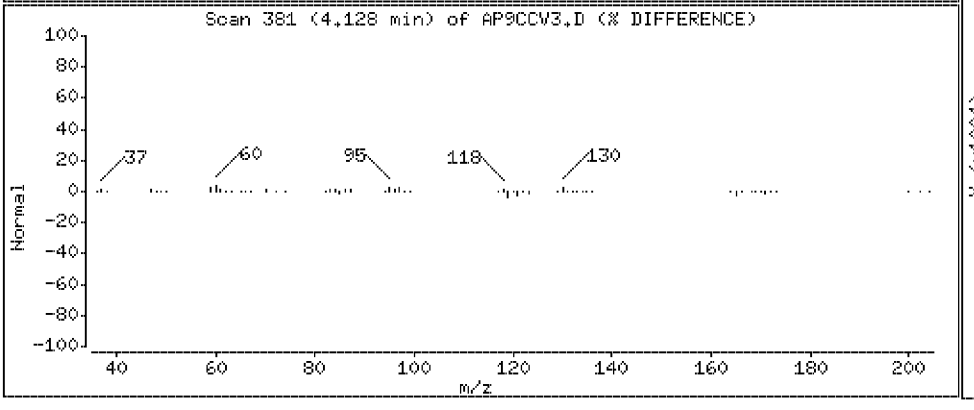

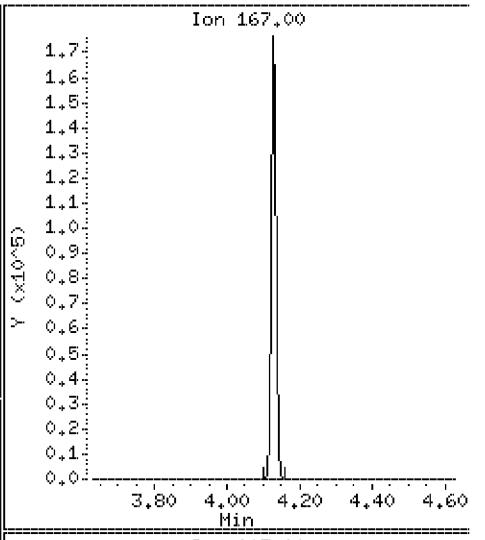

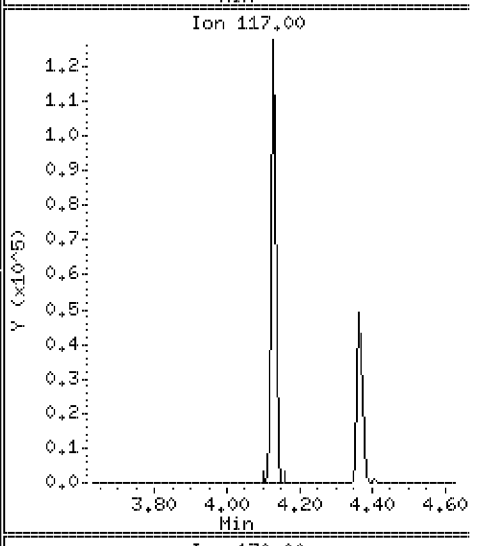

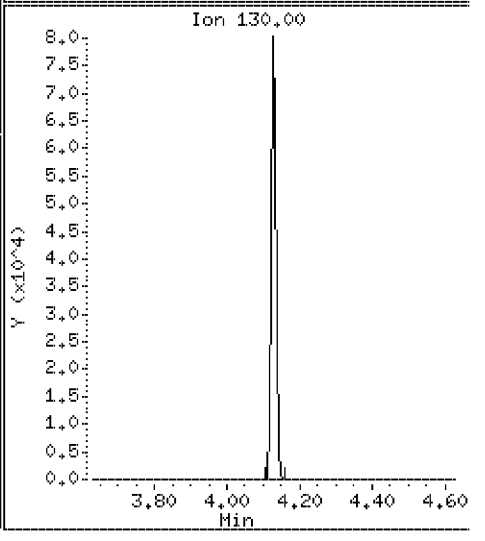

Data File: \\Svecd04\DD\chem\smsd03.i\S305031P.b\AP9CCV3.D

Date : 03-MAY-2012 16:47

Client ID: AP9CCV3 Instrument: smsd03.i

Sample Info: 45958

Purge Volume: 1000.0 Operator: PEL

Column phase: HPMS-5 Column diameter: 0.25

24 N-Nitrosopyrrolidine Concentration: 43.6 ug/l

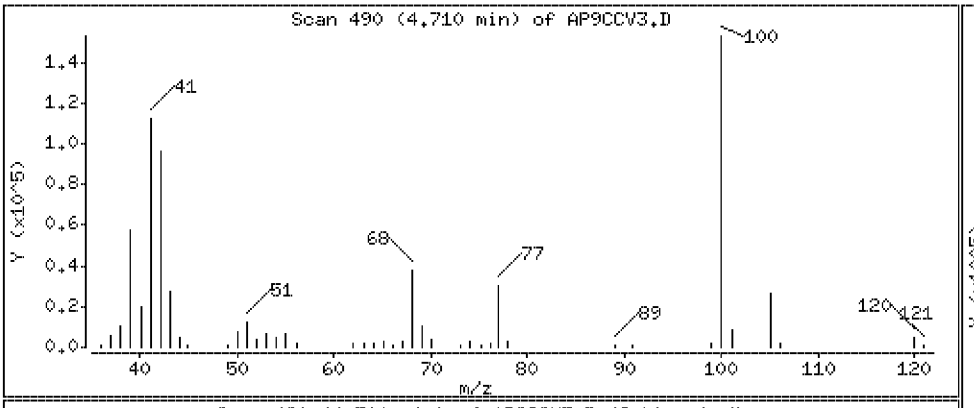

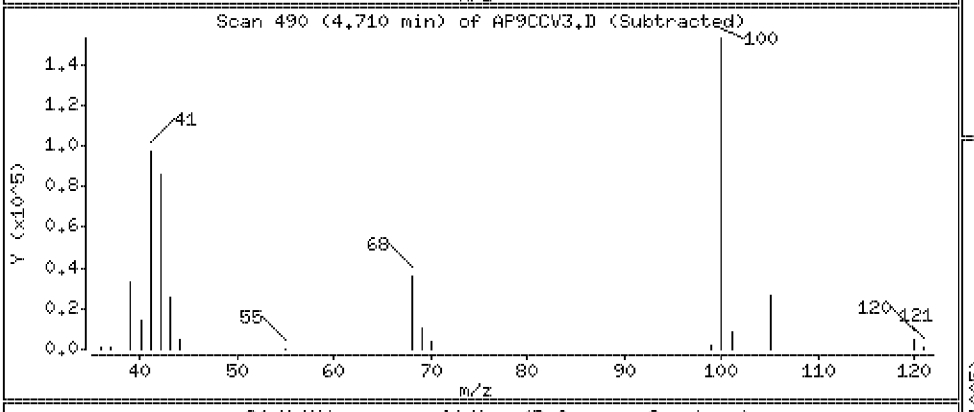

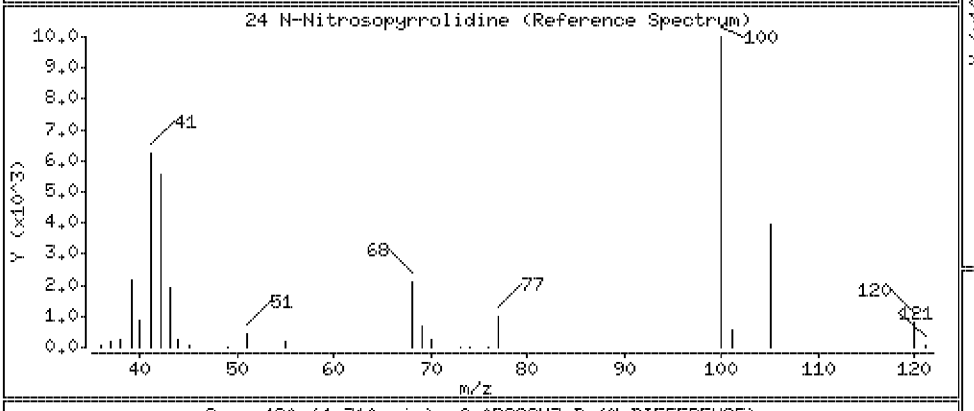

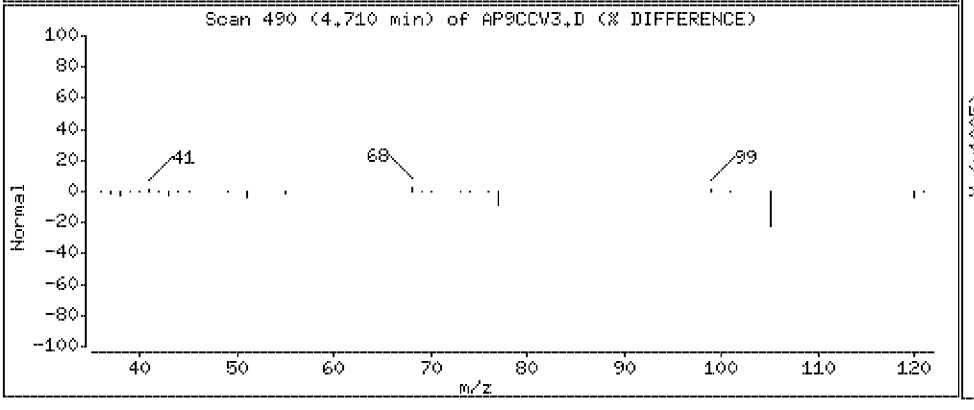

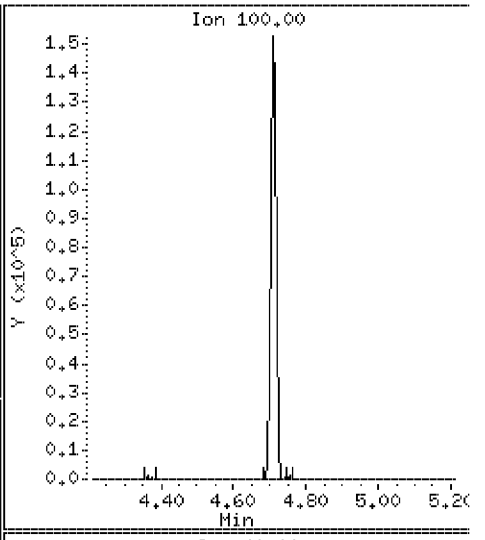

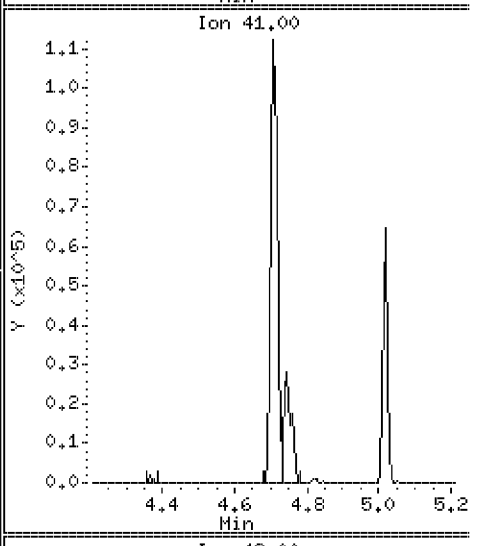

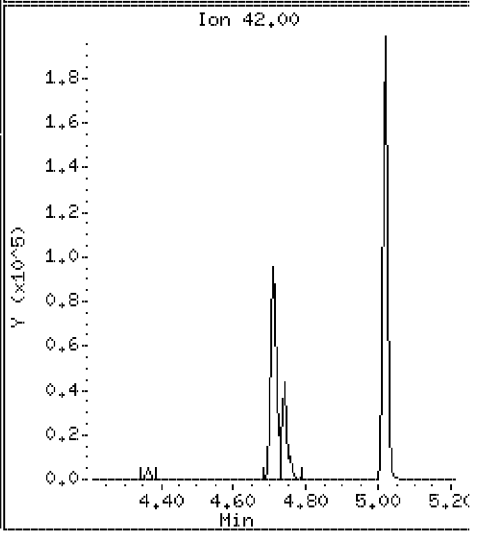

Data File: \\Svecd04\DD\chem\smsd03.i\S305031P.b\AP9CCV3.D

Date : 03-MAY-2012 16:47

Client ID: AP9CCV3 Instrument: smsd03.i

Sample Info: 45958

Purge Volume: 1000.0 Operator: PEL

Column phase: HPMS-5 Column diameter: 0.25

25 Acetophenone Concentration: 43.3 ug/l

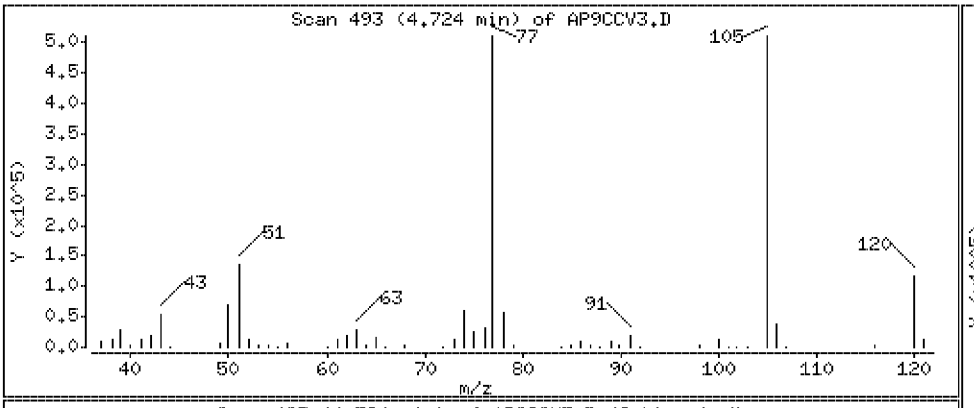

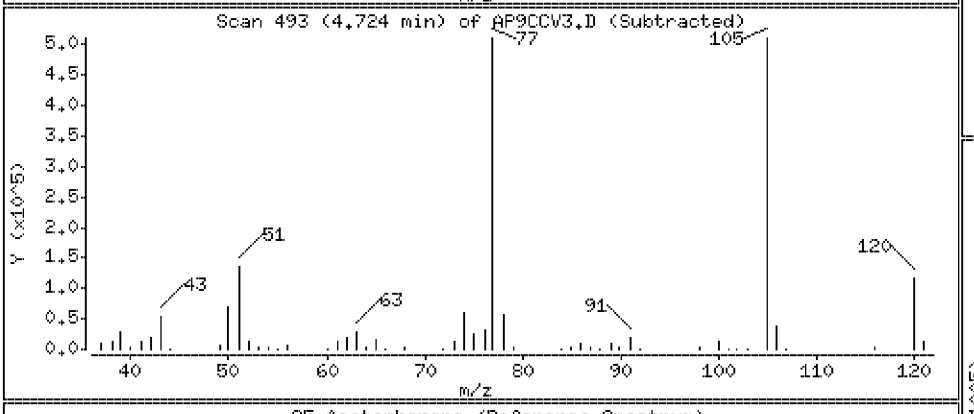

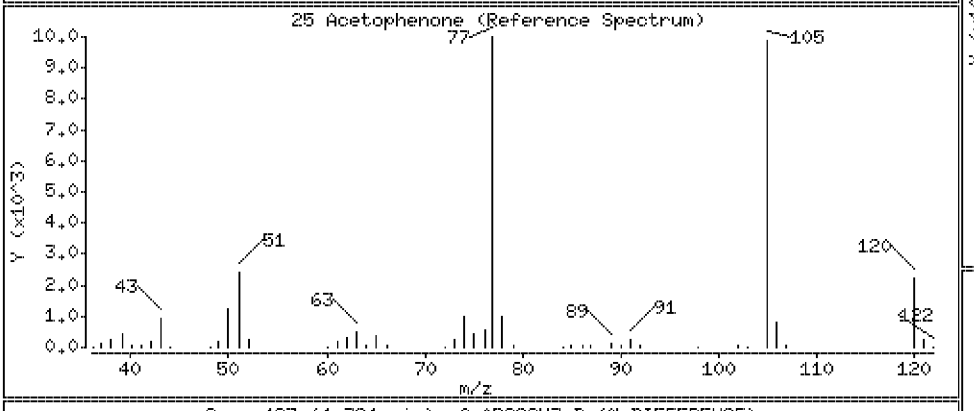

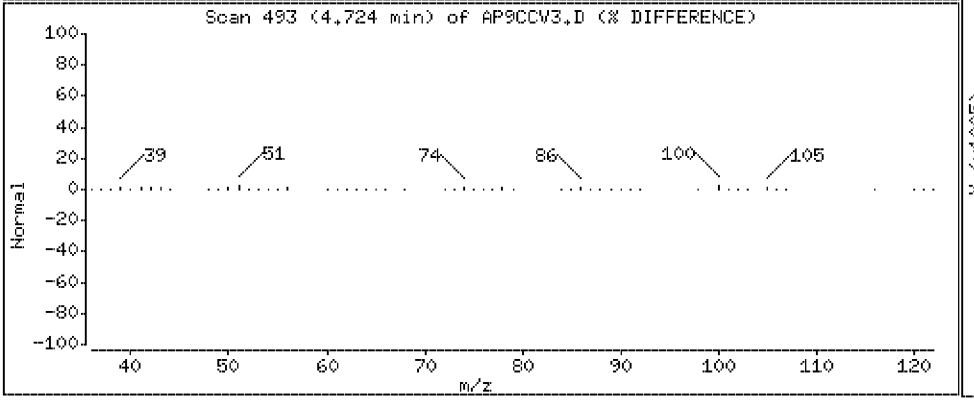

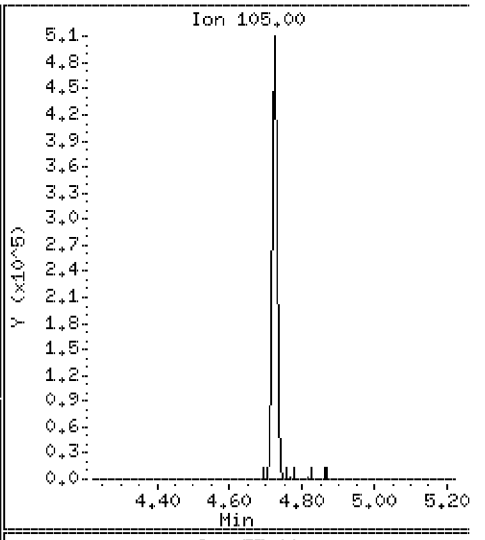

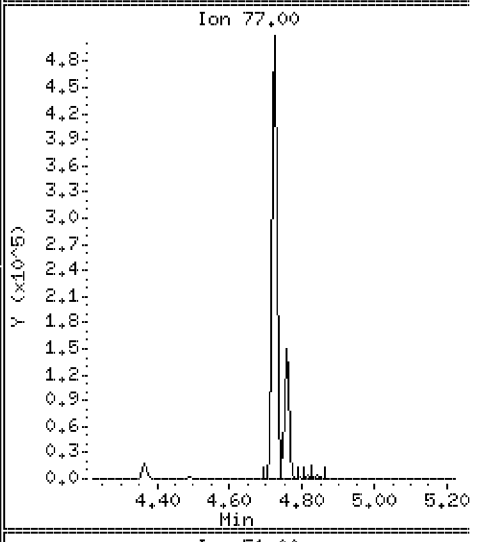

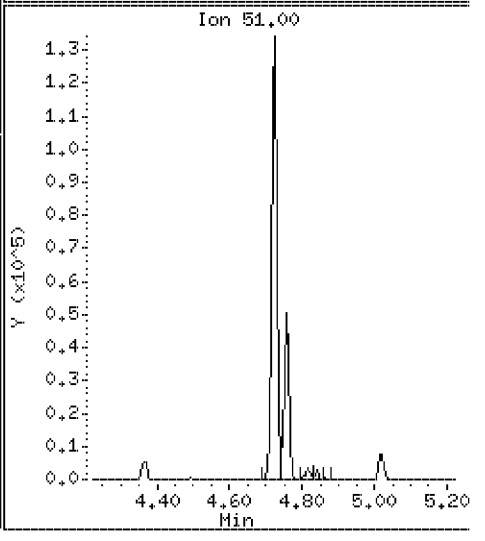

Data File: \\Svecd04\DD\chem\smsd03.i\S305031P.b\AP9CCV3.D

Date : 03-MAY-2012 16:47

Client ID: AP9CCV3 Instrument: smsd03.i

Sample Info: 45958

Purge Volume: 1000.0 Operator: PEL

Column phase: HPMS-5 Column diameter: 0.25

27 N-Nitrosomorpholine Concentration: 45.4 ug/l

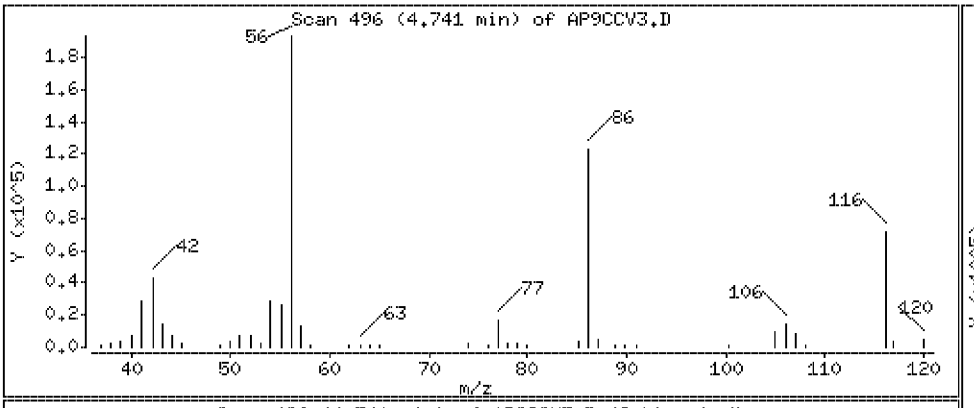

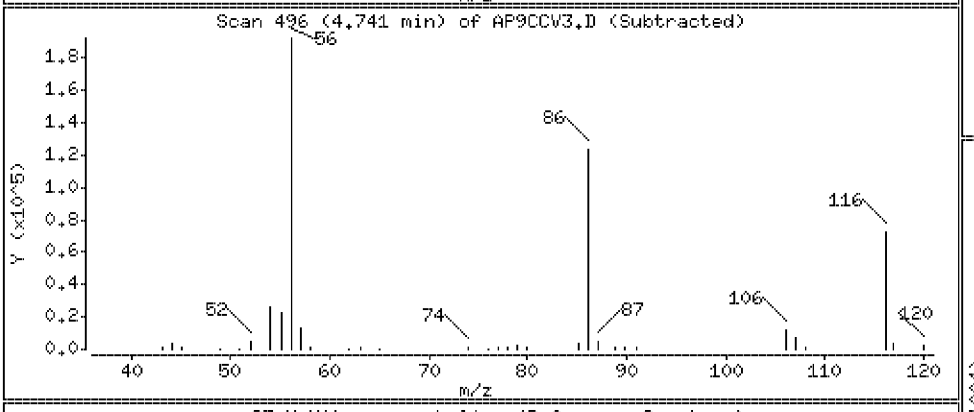

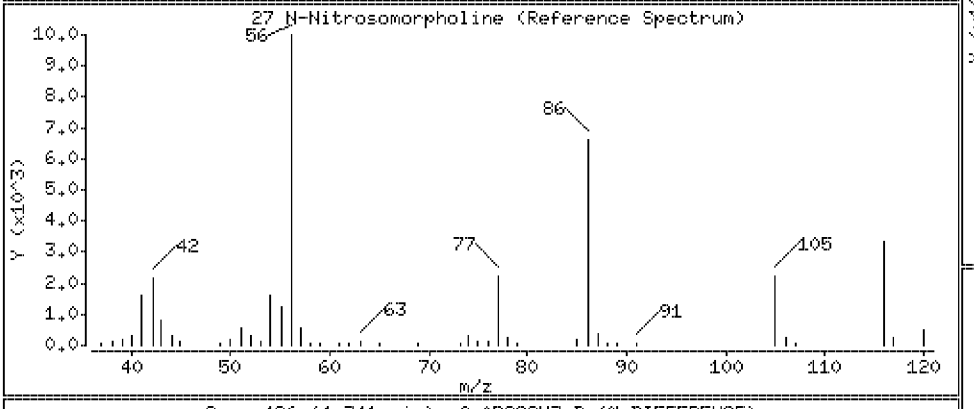

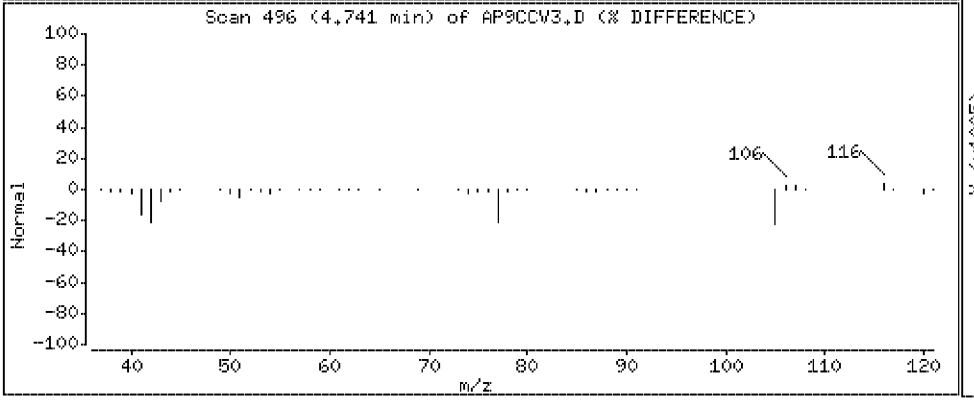

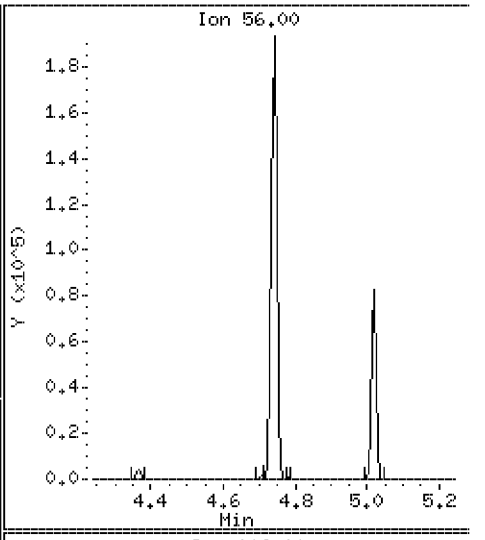

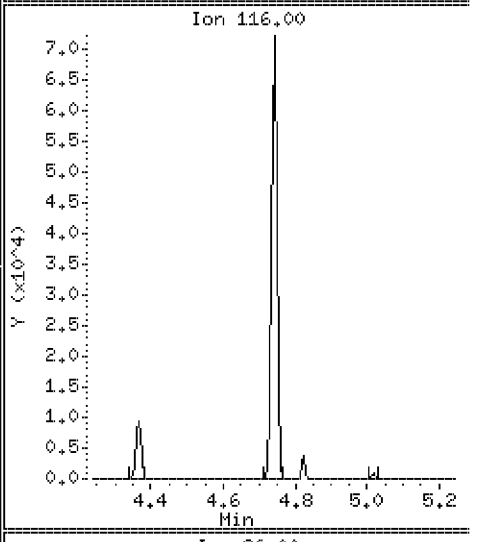

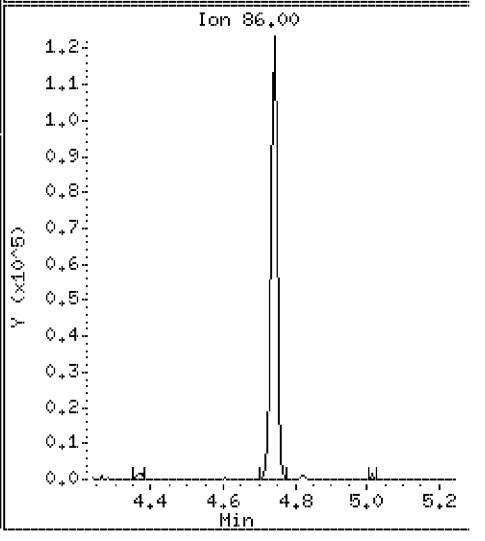

Data File: \\Svecd04\DD\chem\smsd03.i\S305031P.b\AP9CCV3.D

Date : 03-MAY-2012 16:47

Client ID: AP9CCV3 | Instrument: smsd03.i

Sample Info: 45958

Purge Volume: 1000.0 | Operator: PEL

Column phase: HPMS-5 | Column diameter: 0.25

29 o-Toluidine | Concentration: 44.0 ug/l

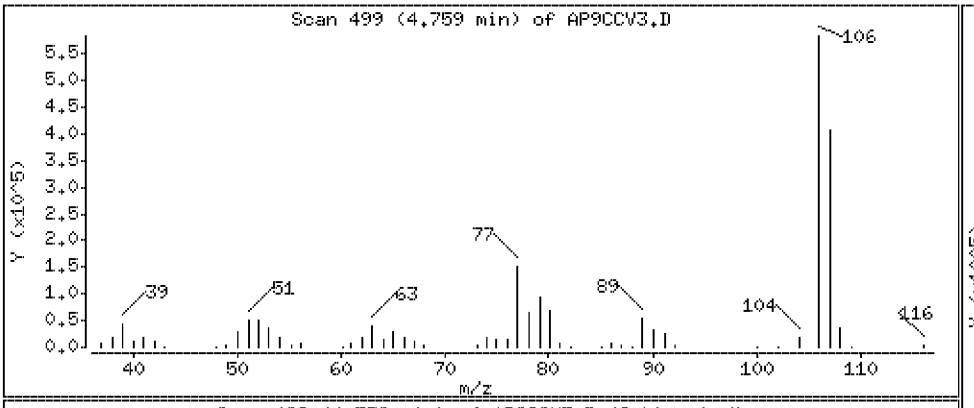

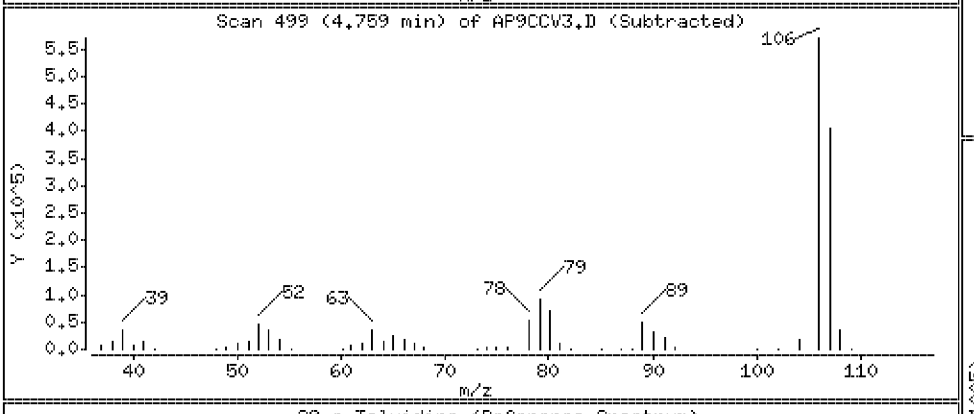

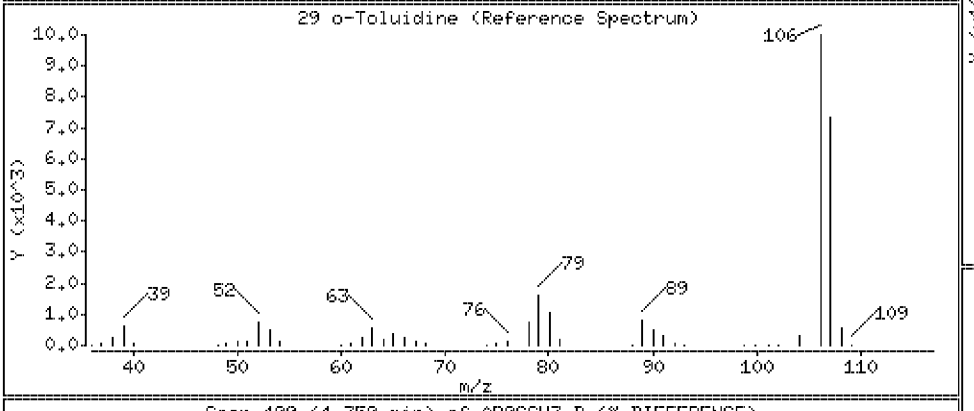

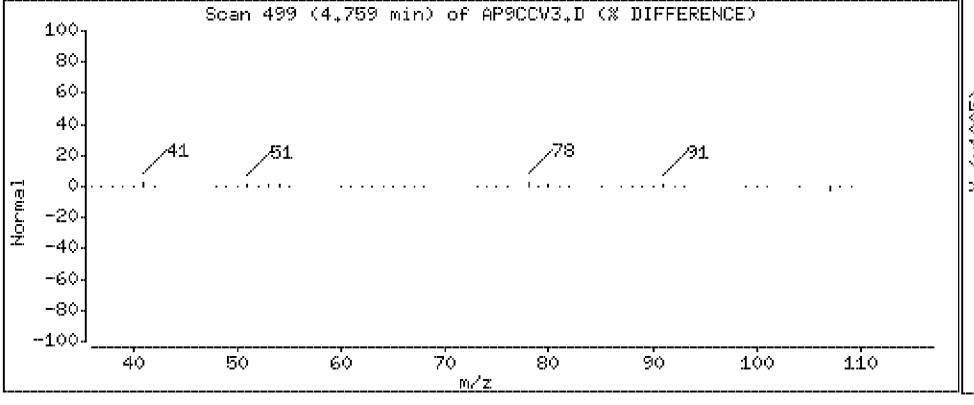

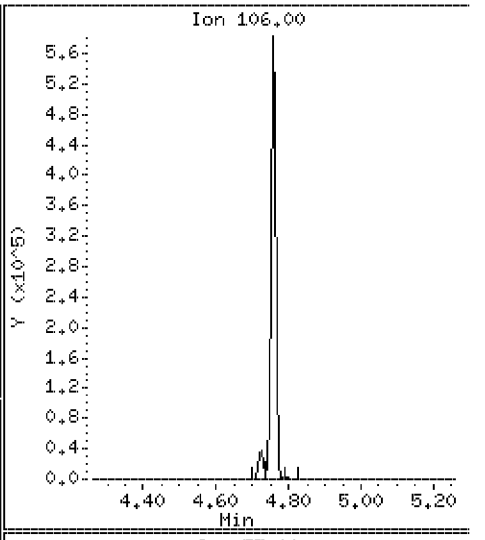

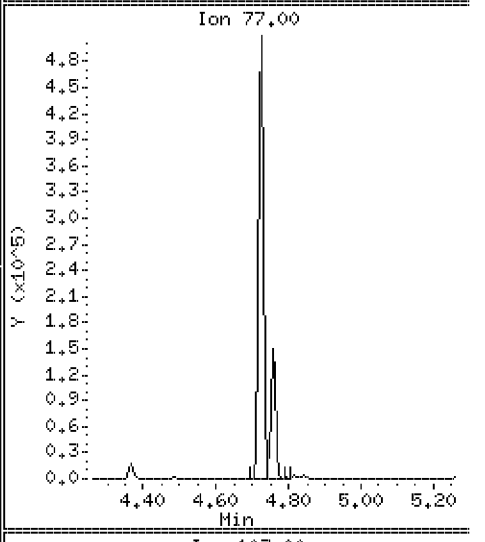

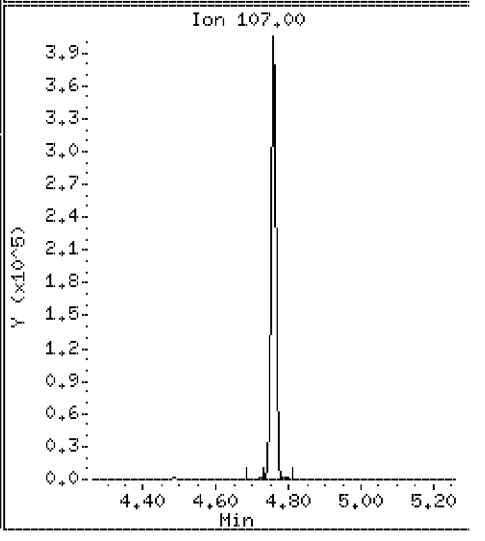

Data File: \\Svecd04\DD\chem\smsd03.i\S305031P.b\AP9CCV3.D

Date : 03-MAY-2012 16:47

Client ID: AP9CCV3 Instrument: smsd03.i

Sample Info: 45958

Purge Volume: 1000.0 Operator: PEL

Column phase: HPMS-5 Column diameter: 0.25

33 N-Nitrosopiperidine Concentration: 45.6 ug/l

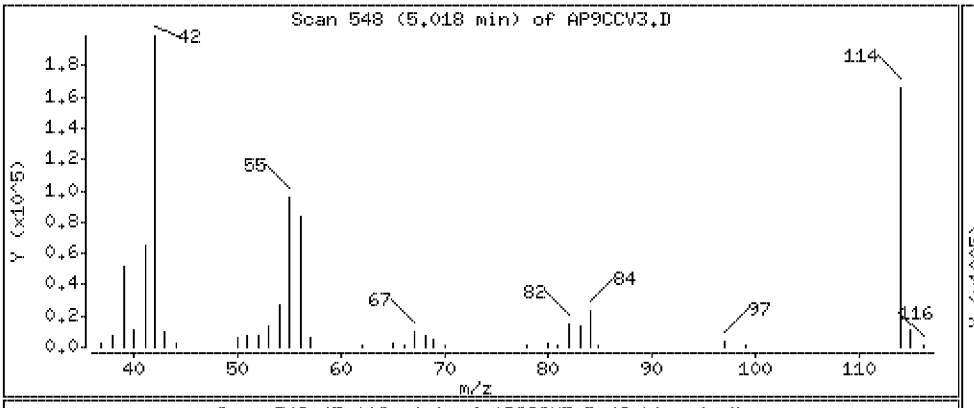

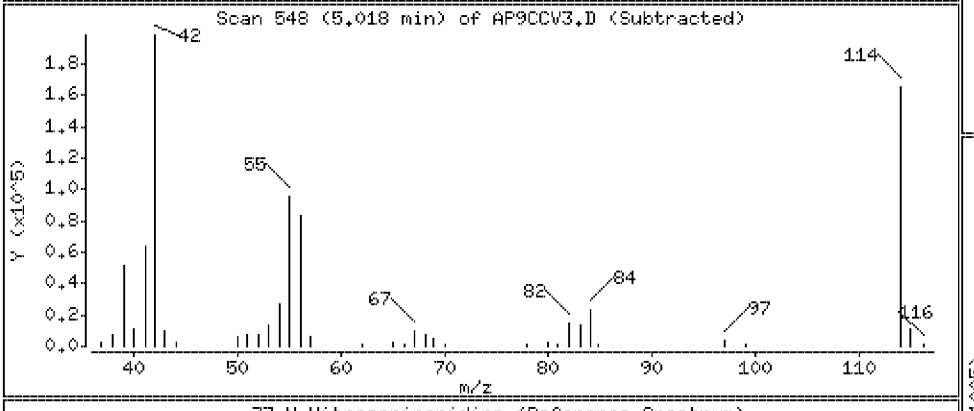

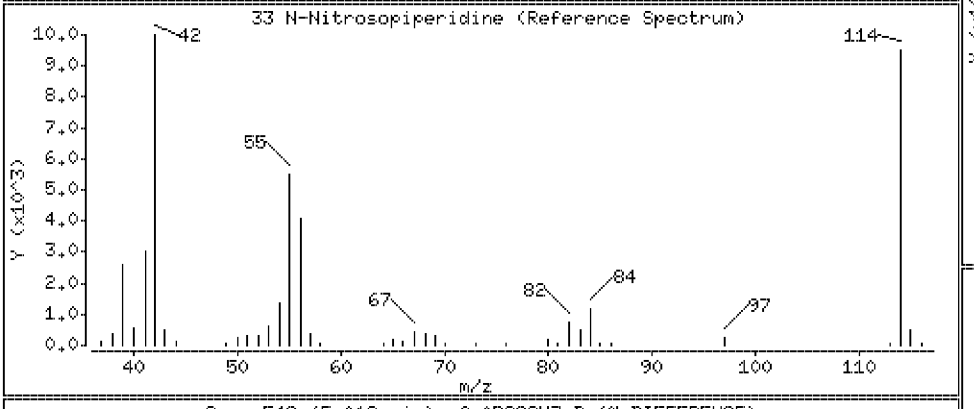

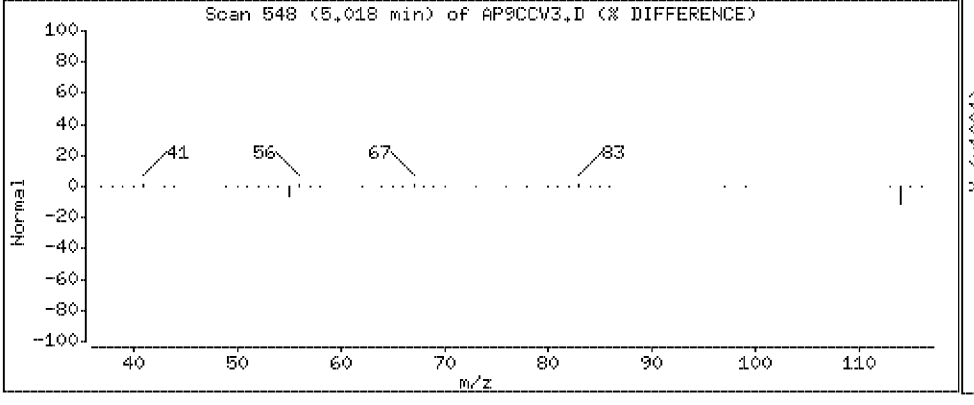

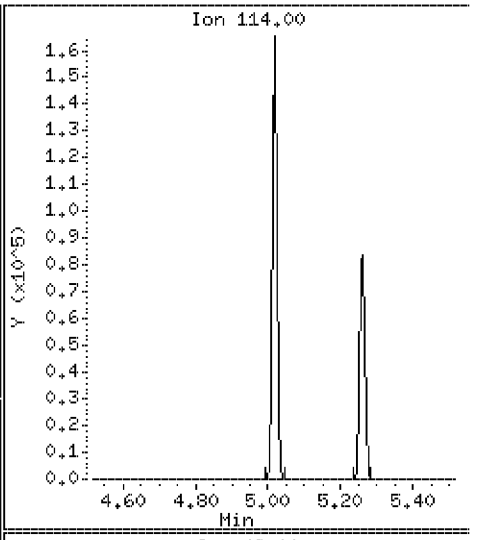

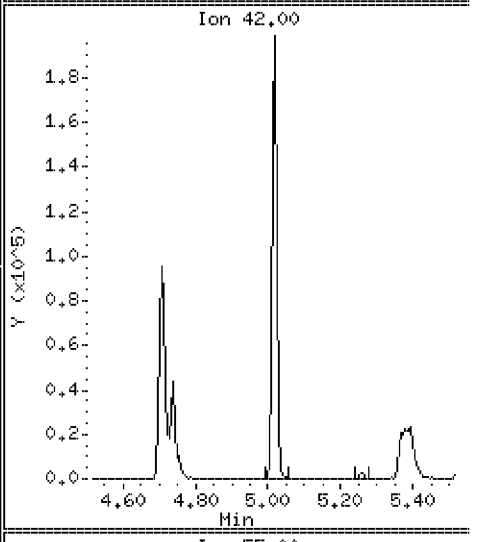

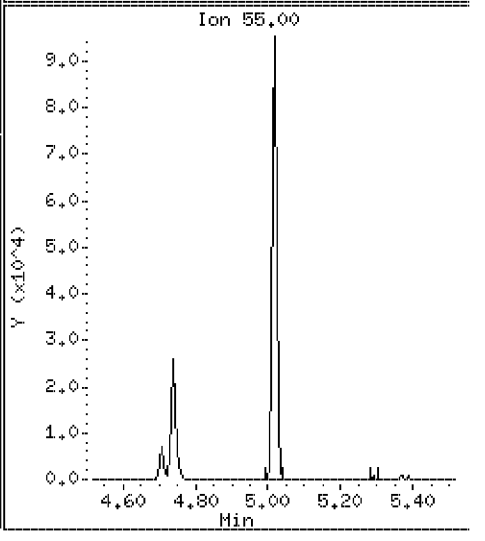

Data File: \\Svecd04\DD\chem\smsd03.i\S305031P.b\AP9CCV3.D

Date : 03-MAY-2012 16:47

Client ID: AP9CCV3 Instrument: smsd03.i

Sample Info: 45958

Purge Volume: 1000.0 Operator: PEL

Column phase: HPMS-5 Column diameter: 0.25

37 o,o,o-Triethylphosphorothioate Concentration: 46.2 ug/l

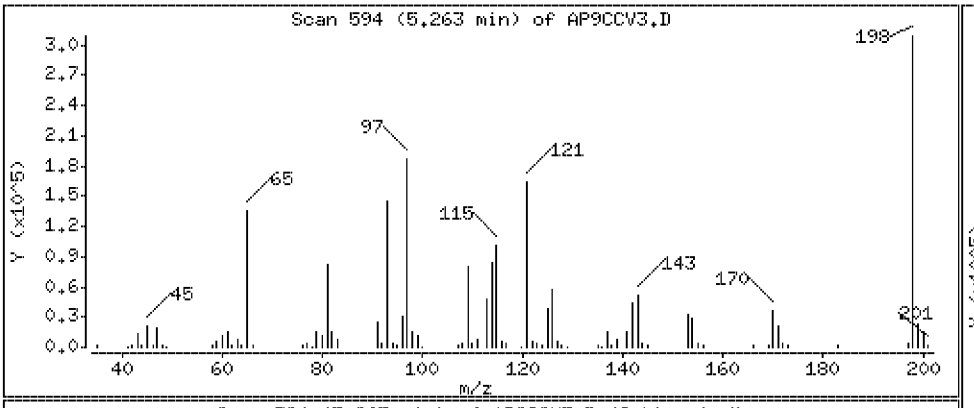

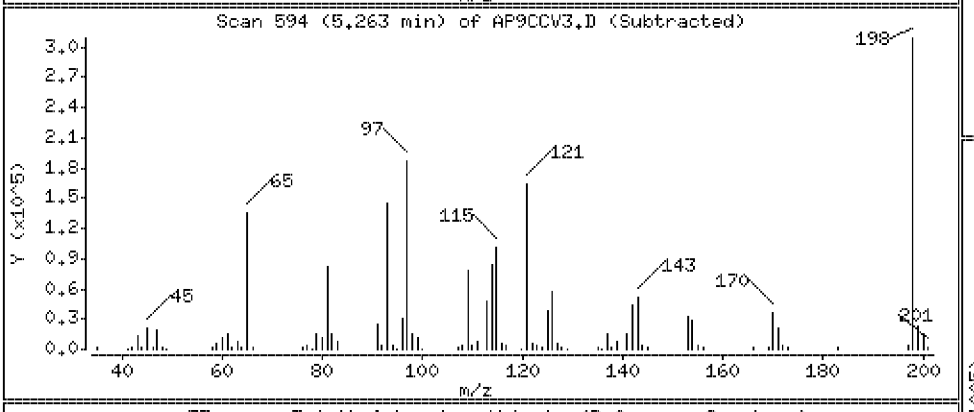

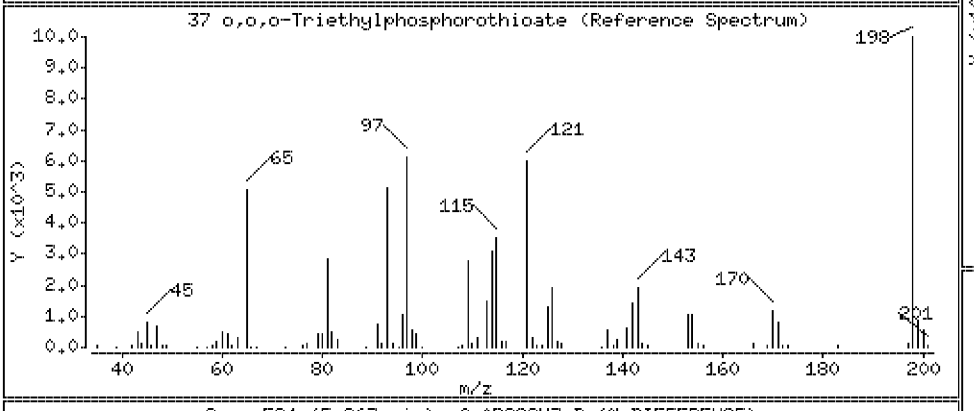

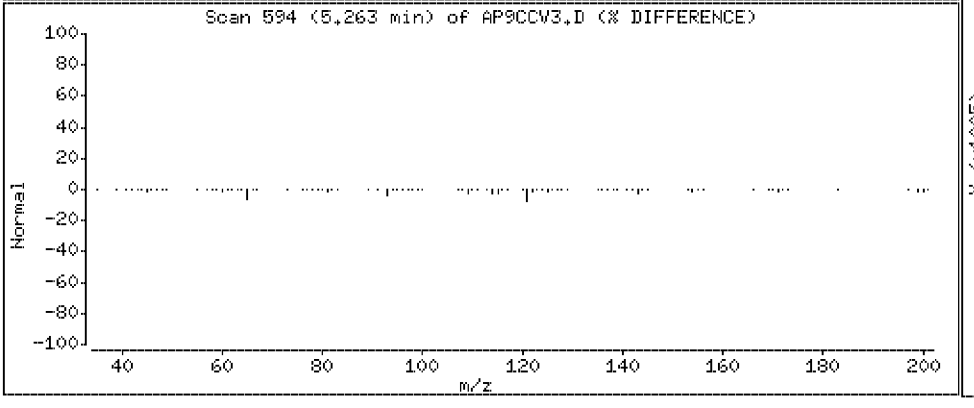

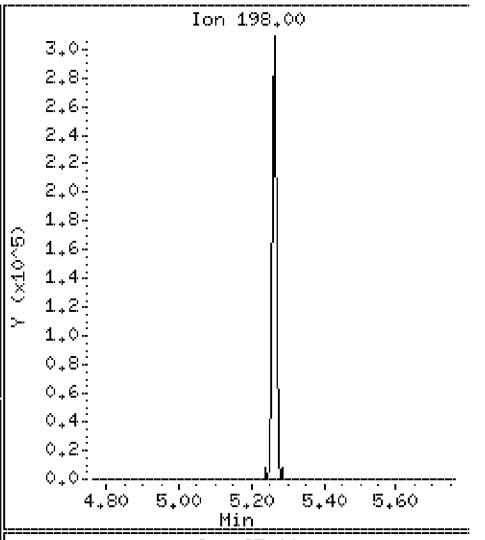

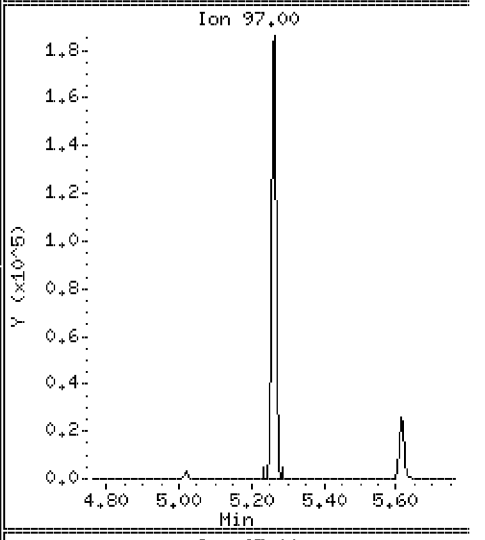

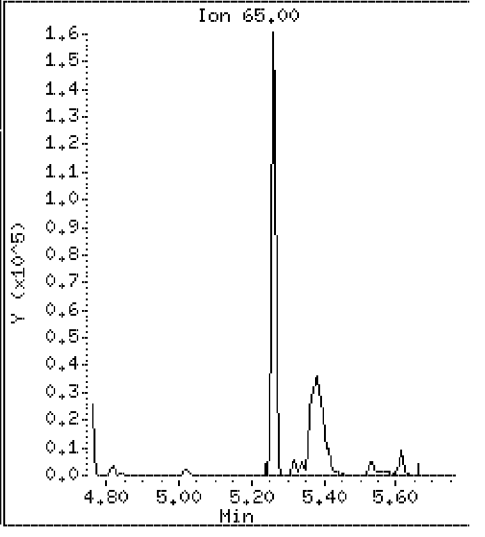

Data File: \\Svecd04\DD\chem\smsd03.i\S305031P.b\AP9CCV3.D

Date : 03-MAY-2012 16:47

Client ID: AP9CCV3 Instrument: smsd03.i

Sample Info: 45958

Purge Volume: 1000.0 Operator: PEL

Column phase: HPMS-5 Column diameter: 0.25

39 a,a-Dimethylphenethylamine Concentration: 45.6 ug/l

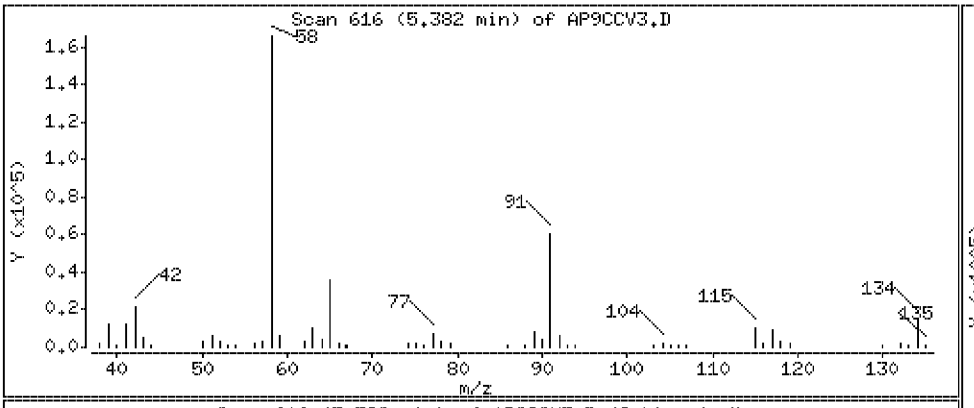

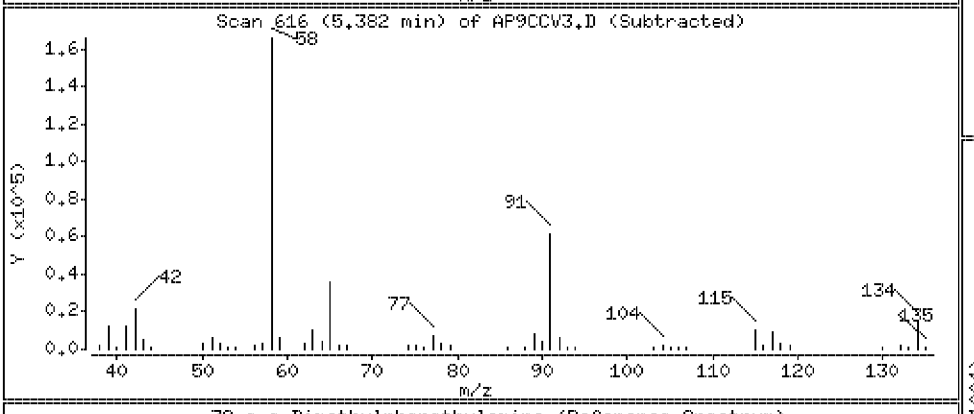

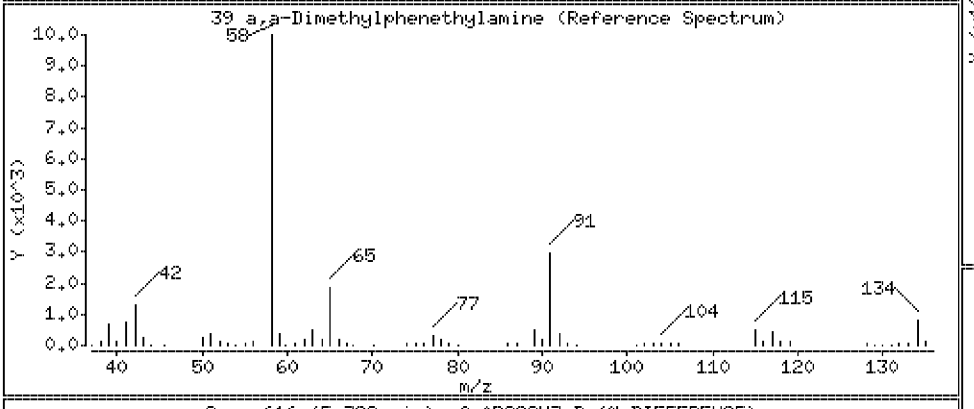

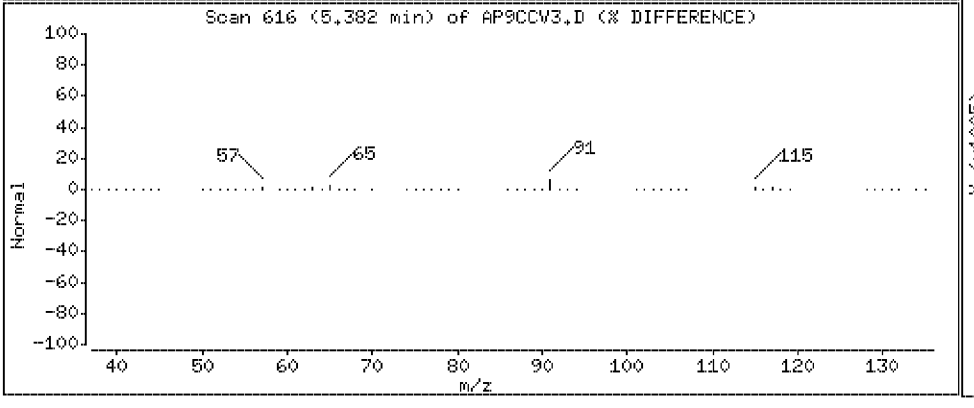

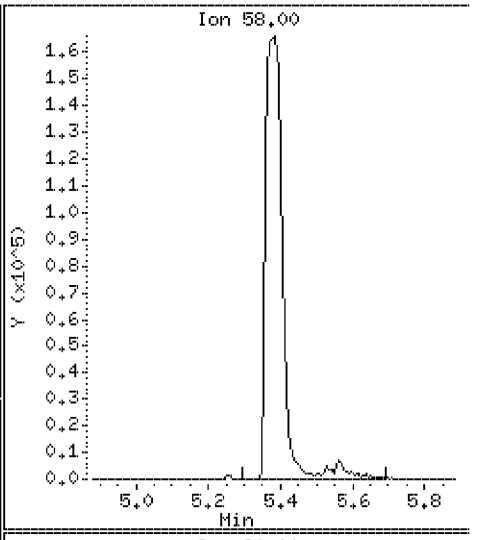

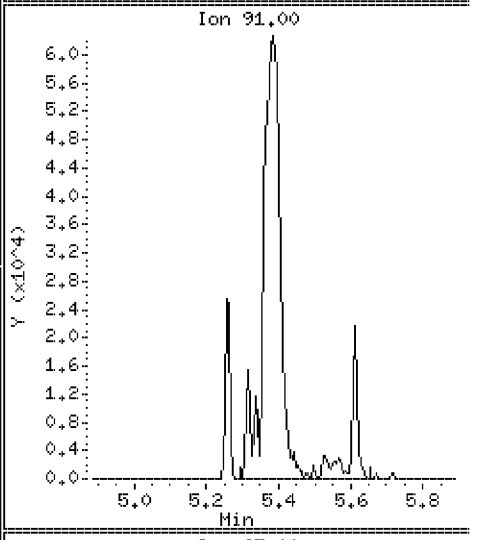

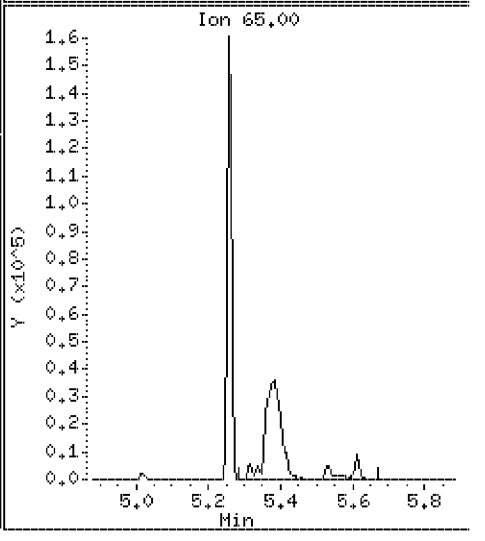

Data File: \\Svecd04\DD\chem\smsd03.i\S305031P.b\AP9CCV3.D

Date : 03-MAY-2012 16:47

Client ID: AP9CCV3 Instrument: smsd03.i

Sample Info: 45958

Purge Volume: 1000.0 Operator: PEL

Column phase: HPMS-5 Column diameter: 0.25

46 2,6-Dichlorophenol Concentration: 45.7 ug/l

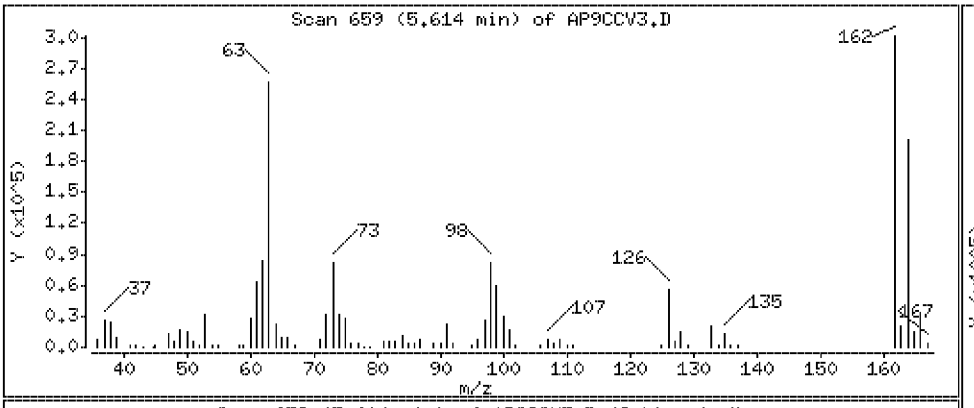

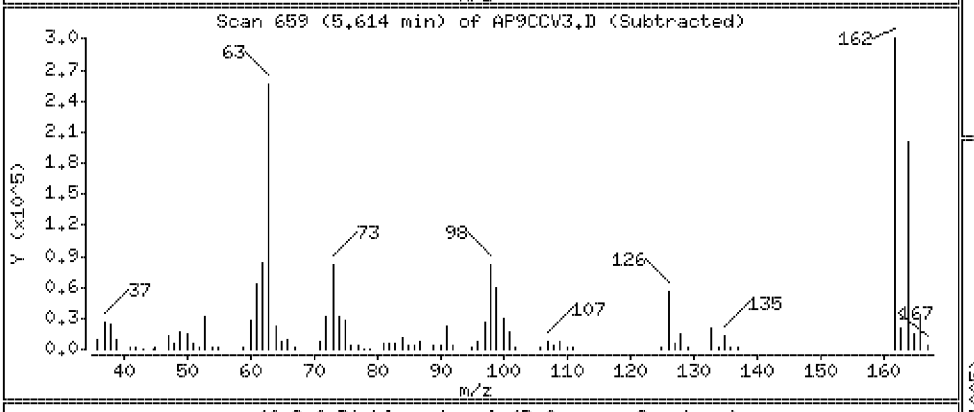

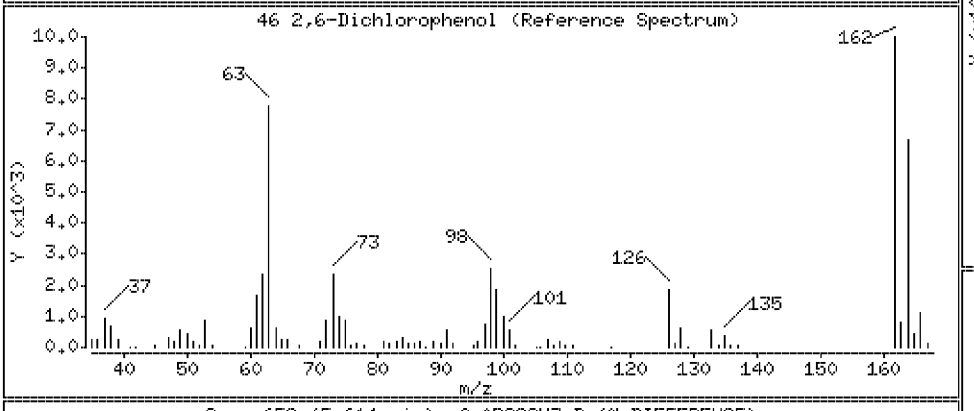

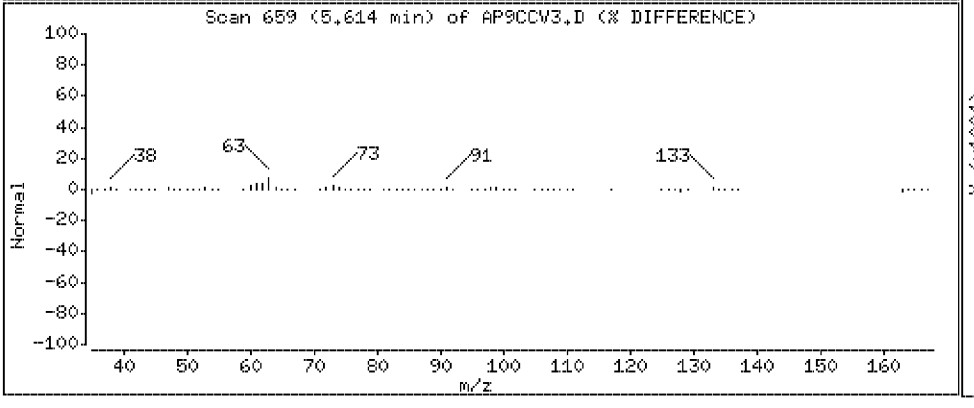

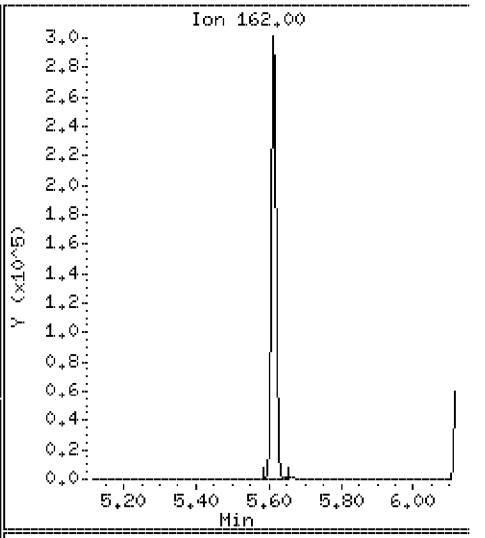

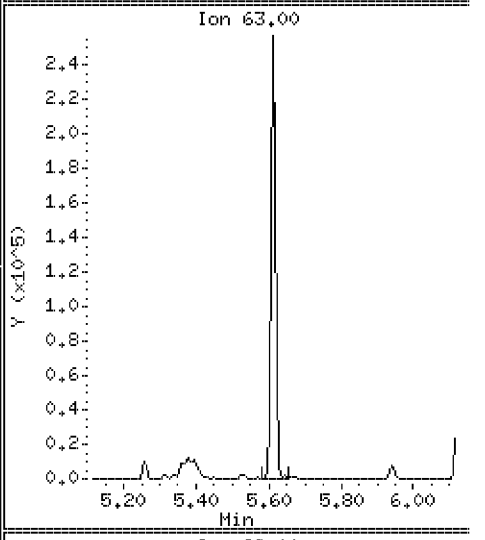

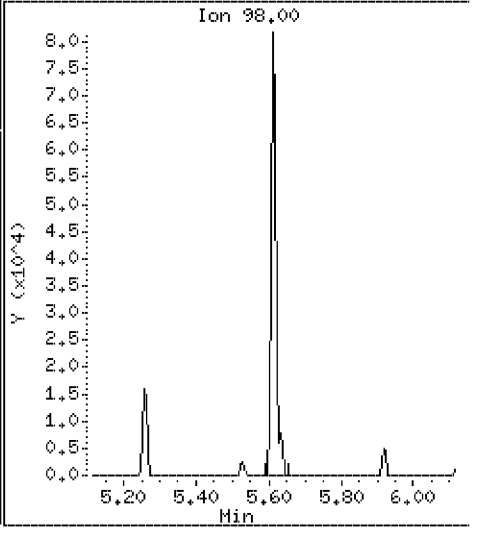

Data File: \\Svecd04\DD\chem\smsd03.i\S305031P.b\AP9CCV3.D

Date : 03-MAY-2012 16:47

Client ID: AP9CCV3

Instrument: smsd03.i

Sample Info: 45958

Purge Volume: 1000.0

Operator: PEL

Column phase: HPMS-5

Column diameter: 0.25

47 Hexachloropropene

Concentration: 48.7 ug/l

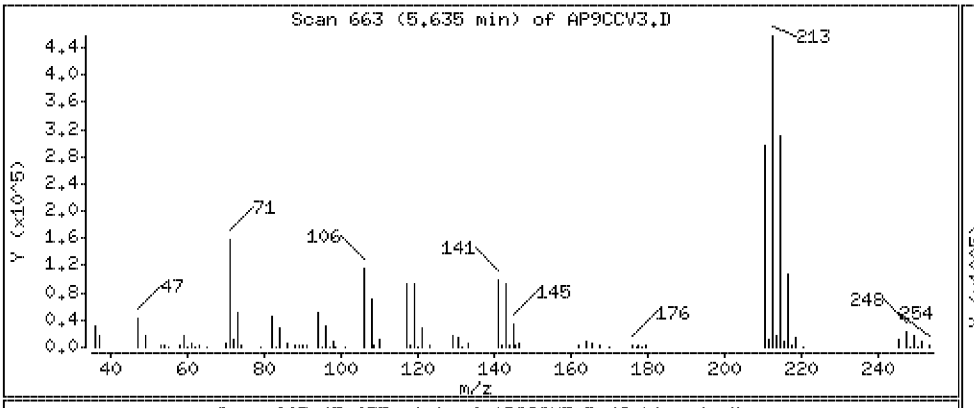

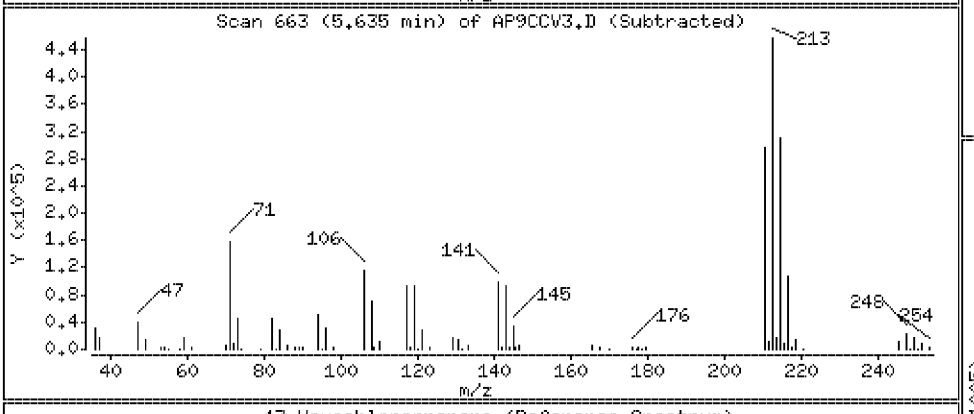

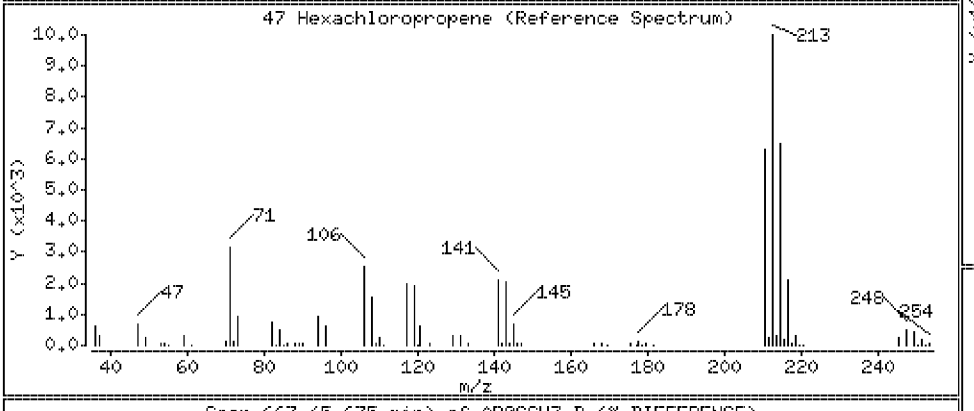

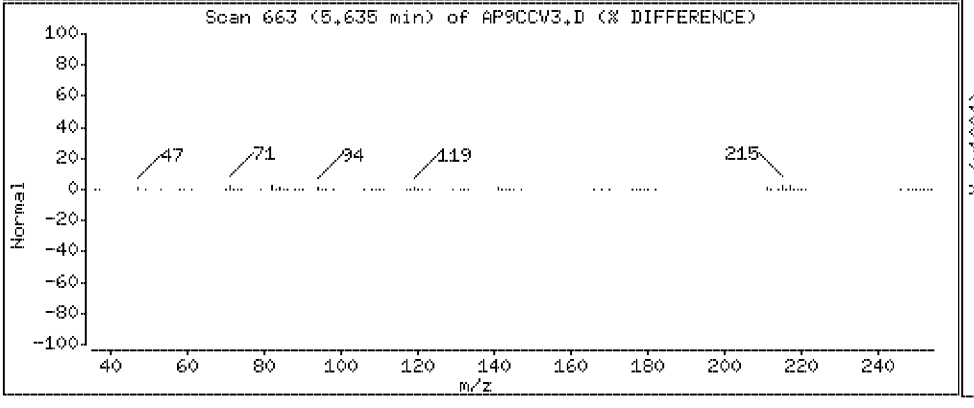

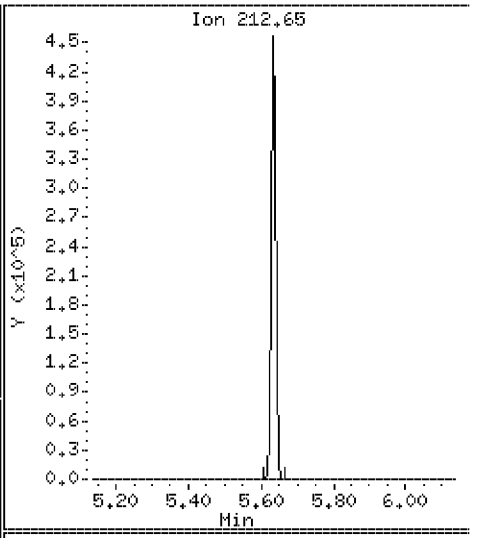

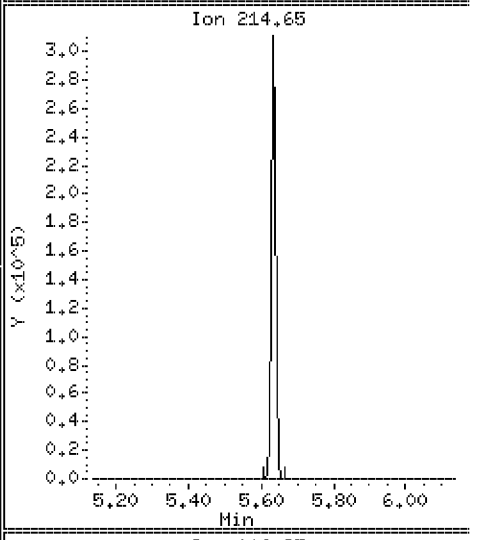

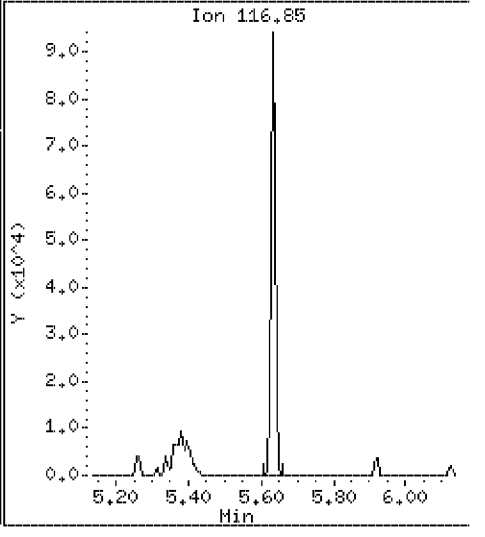

Data File: \\Svecd04\DD\chem\smsd03.i\S305031P.b\AP9CCV3.D

Date : 03-MAY-2012 16:47

Client ID: AP9CCV3 Instrument: smsd03.i

Sample Info: 45958

Purge Volume: 1000.0 Operator: PEL

Column phase: HPMS-5 Column diameter: 0.25

49 N-Nitrosodi-n-butylamine Concentration: 47.2 ug/l

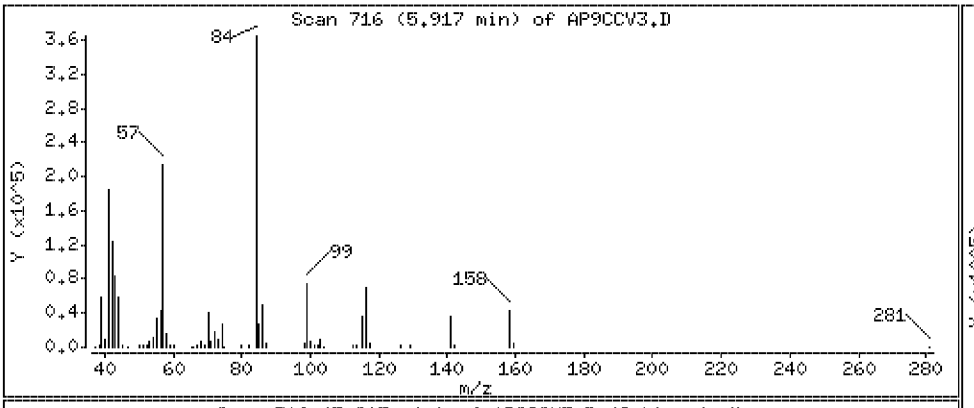

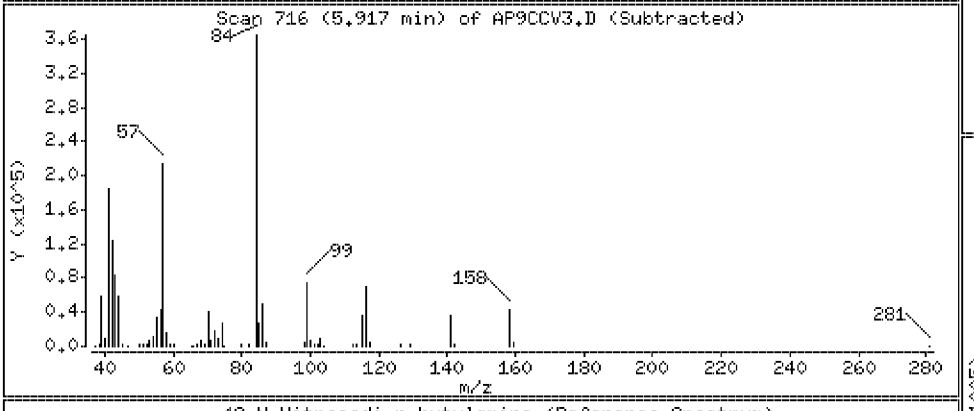

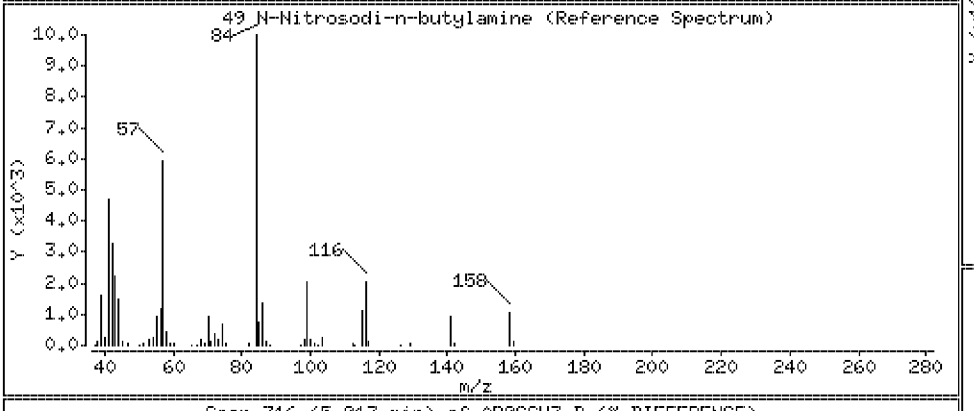

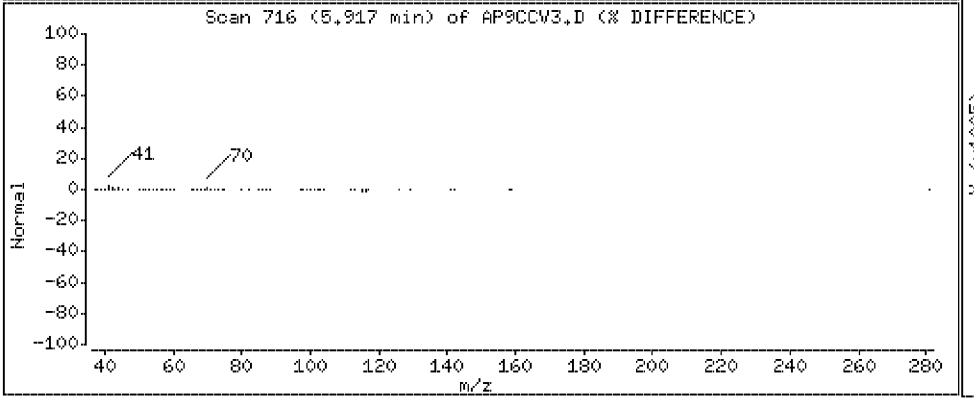

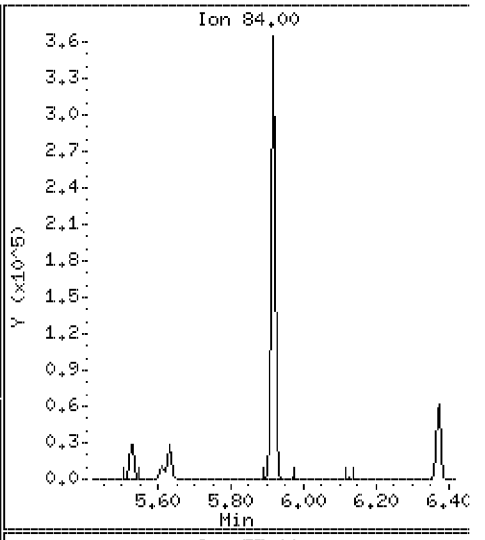

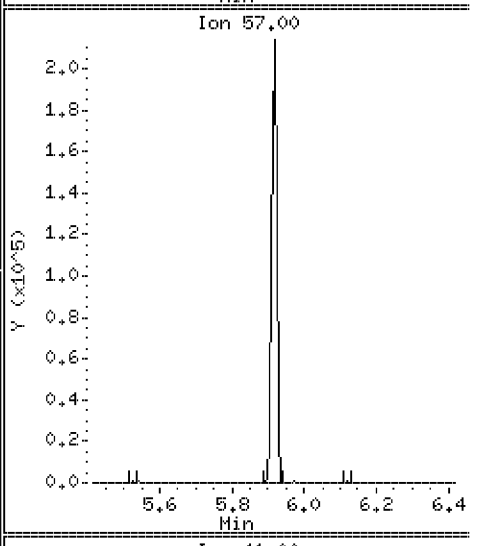

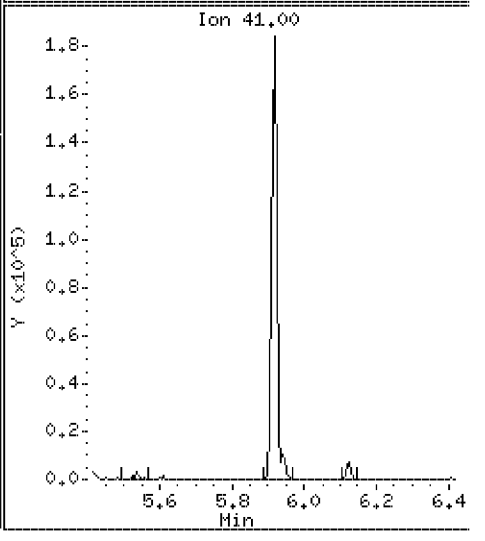

Data File: \\Svecd04\DD\chem\smsd03.i\S305031P.b\AP9CCV3.D

Date : 03-MAY-2012 16:47

Client ID: AP9CCV3 Instrument: smsd03.i

Sample Info: 45958

Purge Volume: 1000.0 Operator: PEL

Column phase: HPMS-5 Column diameter: 0.25

52 Isosafrole Concentration: 46.8 ug/l

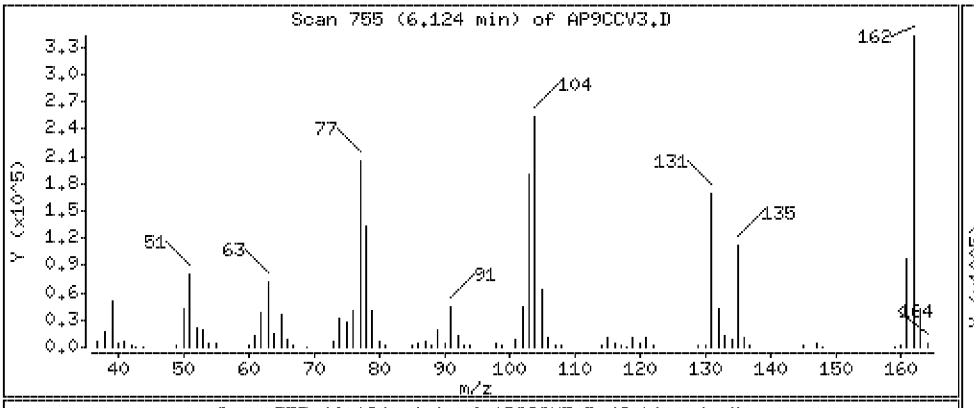

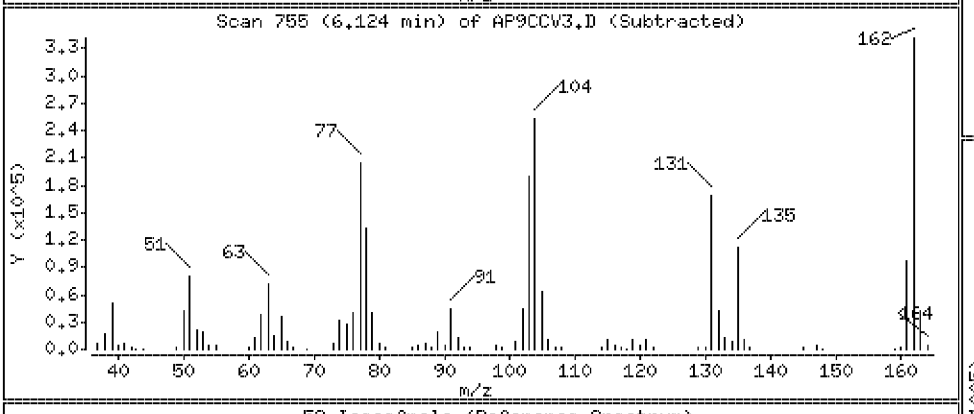

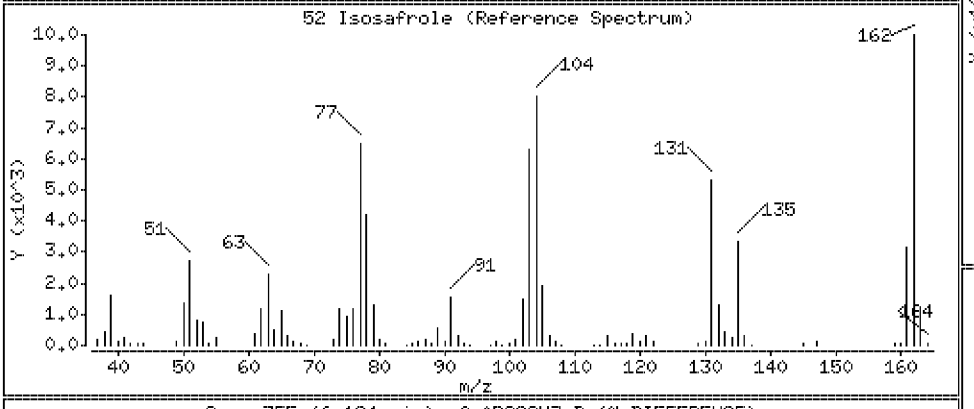

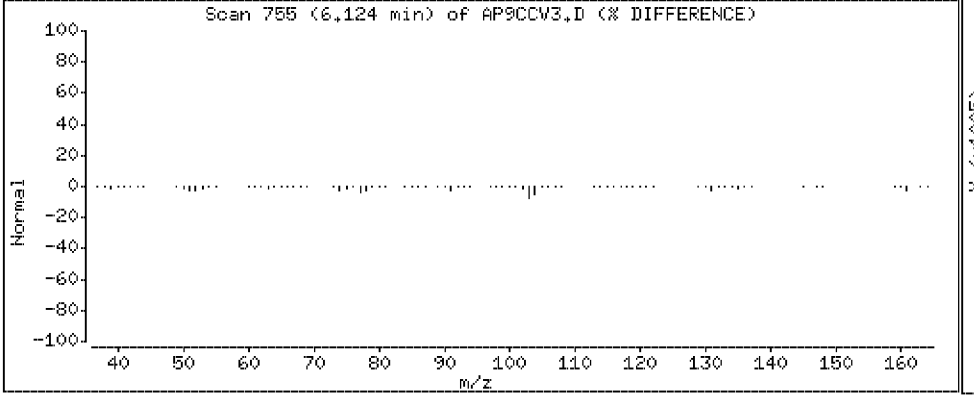

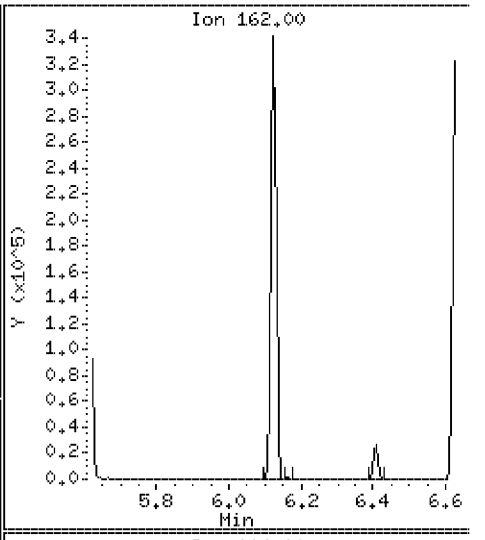

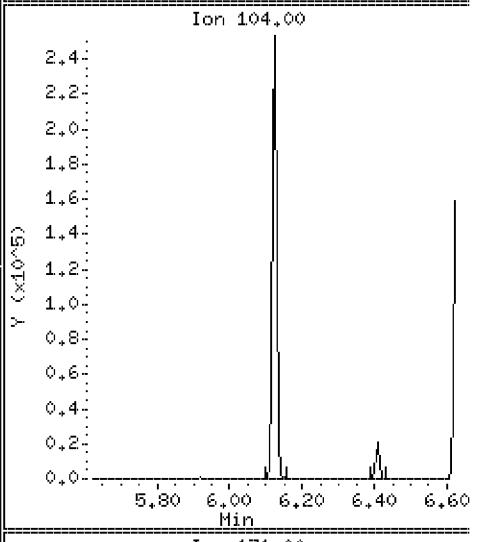

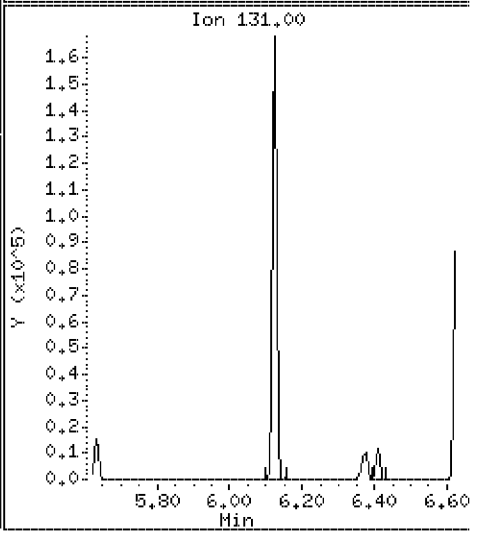

Data File: \\Svecd04\DD\chem\smsd03.i\S305031P.b\AP9CCV3.D

Date : 03-MAY-2012 16:47

Client ID: AP9CCV3 Instrument: smsd03.i

Sample Info: 45958

Purge Volume: 1000.0 Operator: PEL

Column phase: HPMS-5 Column diameter: 0.25

56 1,2,4,5-Tetrachlorobenzene Concentration: 45.4 ug/l

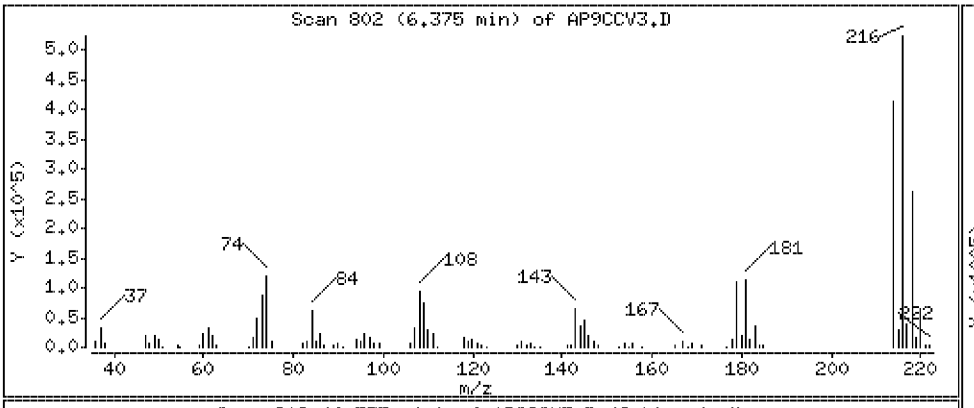

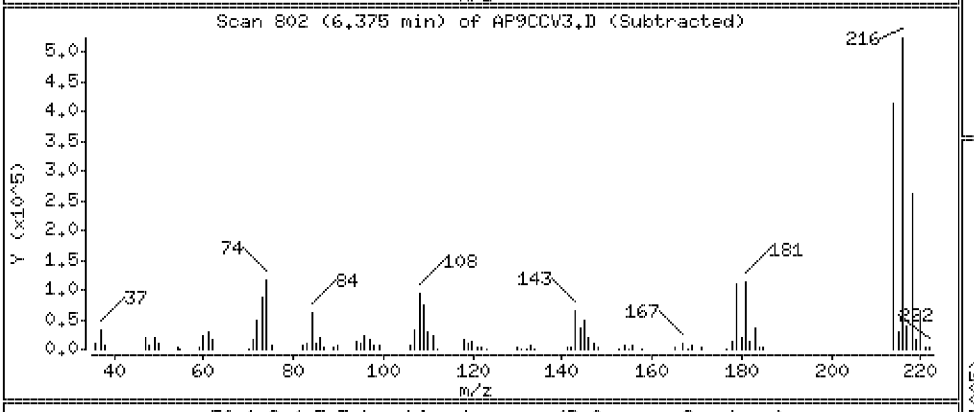

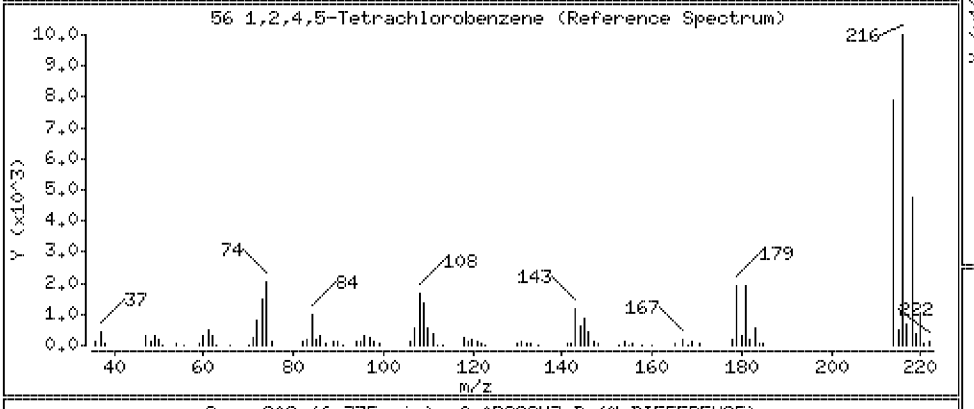

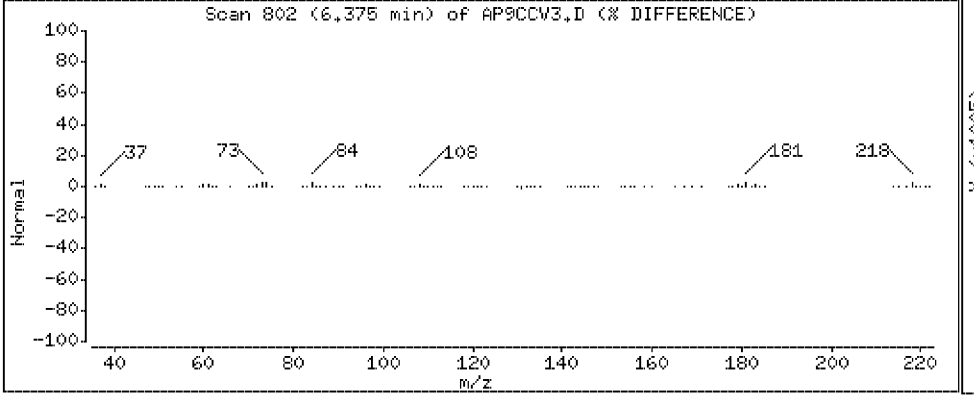

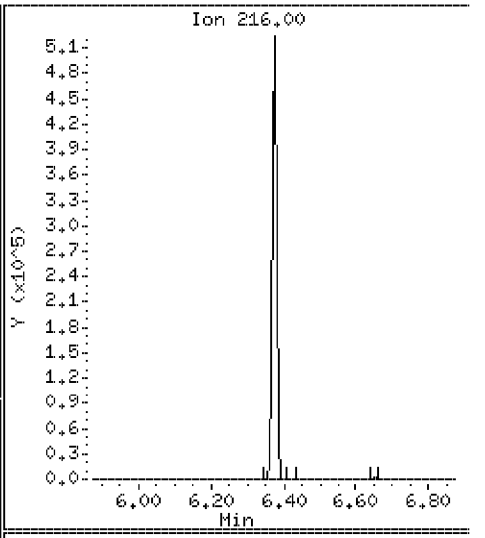

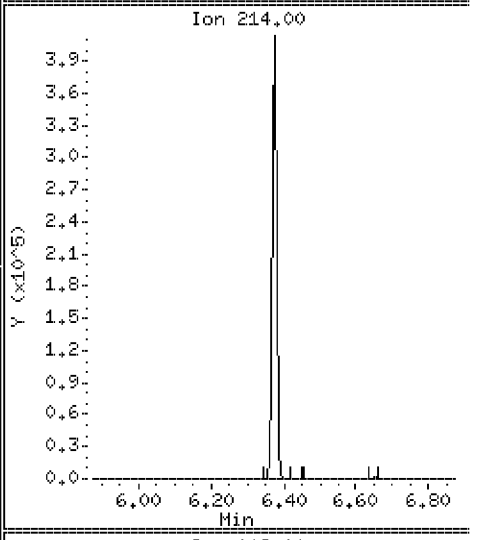

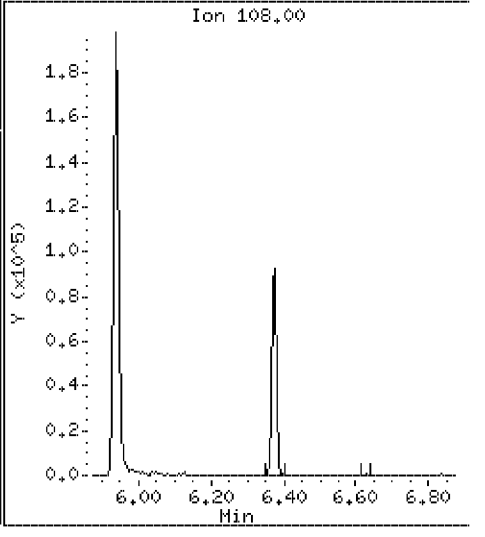

Data File: \\Svecd04\DD\chem\smsd03.i\S305031P.b\AP9CCV3.D

Date : 03-MAY-2012 16:47

Client ID: AP9CCV3

Instrument: smsd03.i

Sample Info: 45958

Purge Volume: 1000.0

Operator: PEL

Column phase: HPMS-5

Column diameter: 0.25

60 Safrole

Concentration: 46.8 ug/l

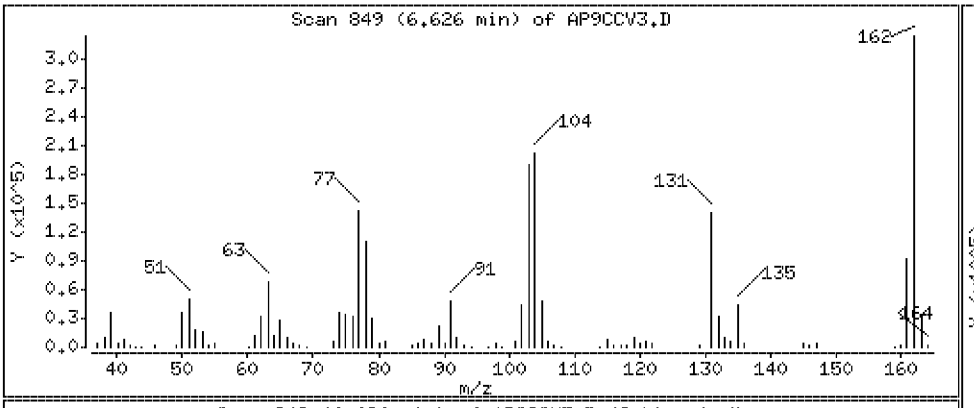

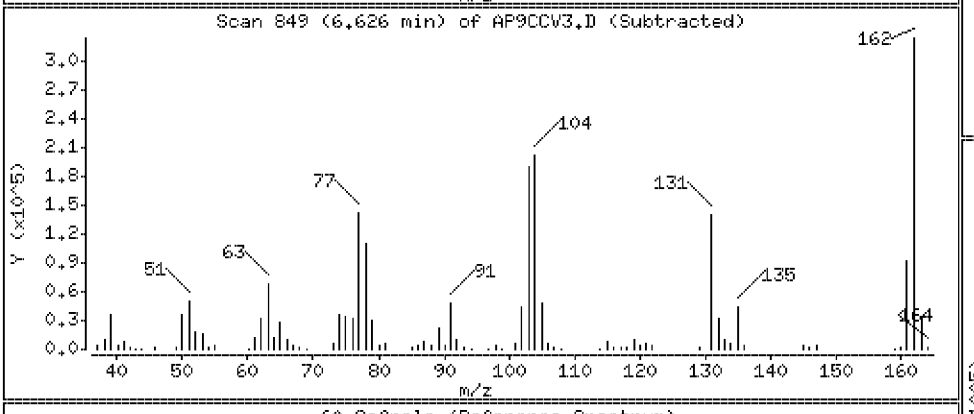

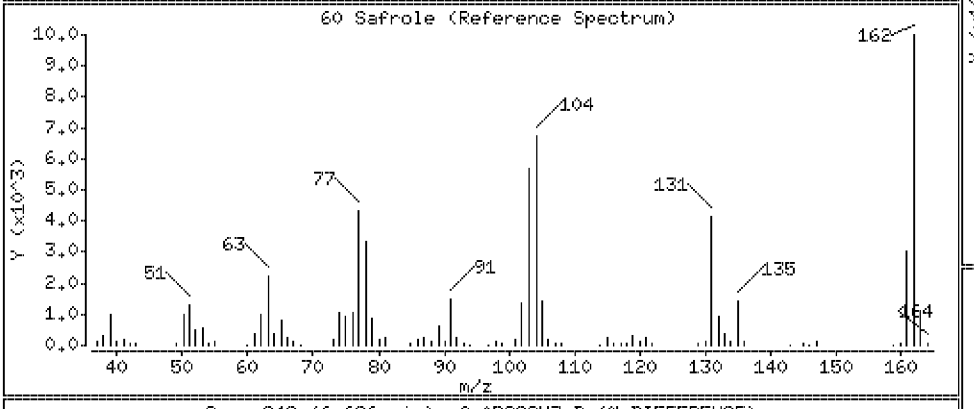

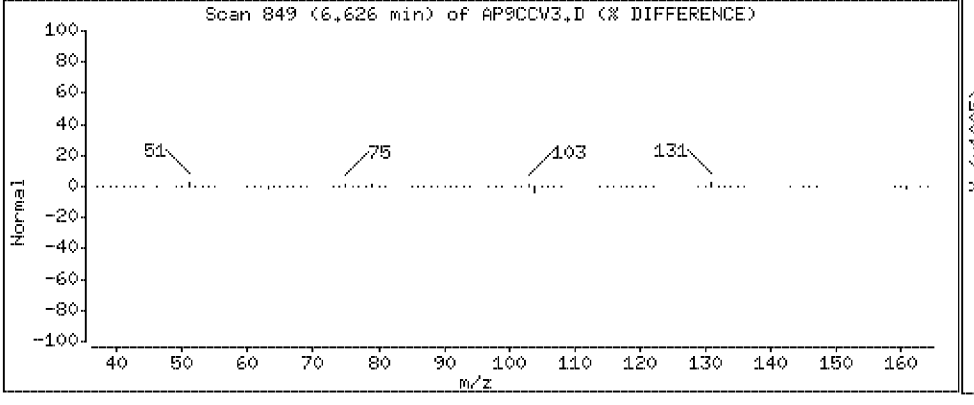

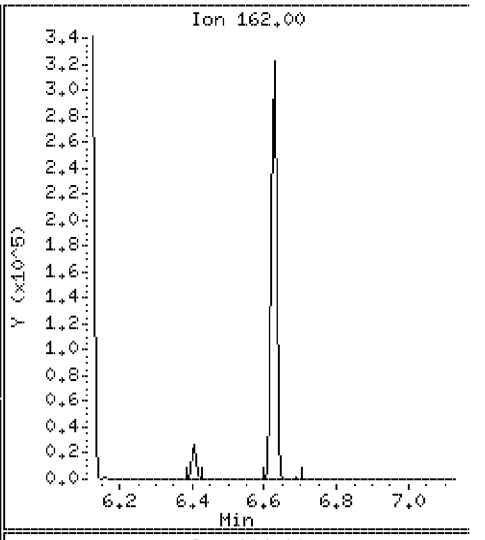

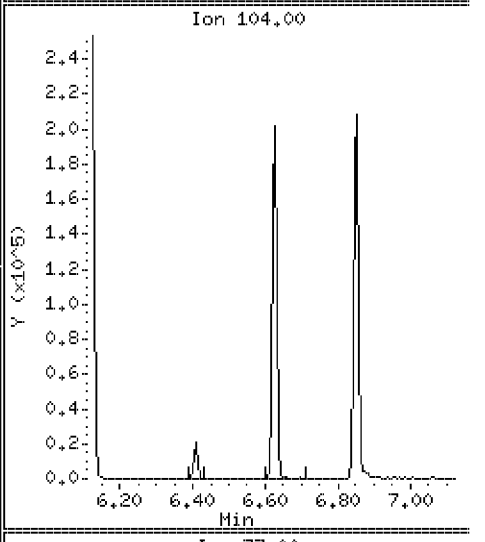

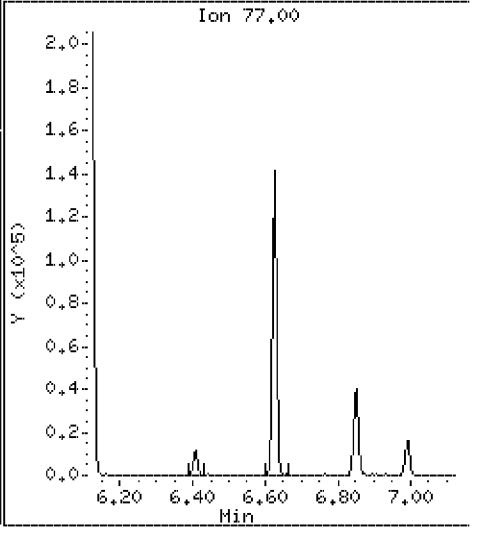

Data File: \\Svecd04\DD\chem\smsd03.i\S305031P.b\AP9CCV3.D

Date : 03-MAY-2012 16:47

Client ID: AP9CCV3 Instrument: smsd03.i

Sample Info: 45958

Purge Volume: 1000.0 Operator: PEL

Column phase: HPMS-5 Column diameter: 0.25

64 1,4-Naphthoquinone Concentration: 47.9 ug/l

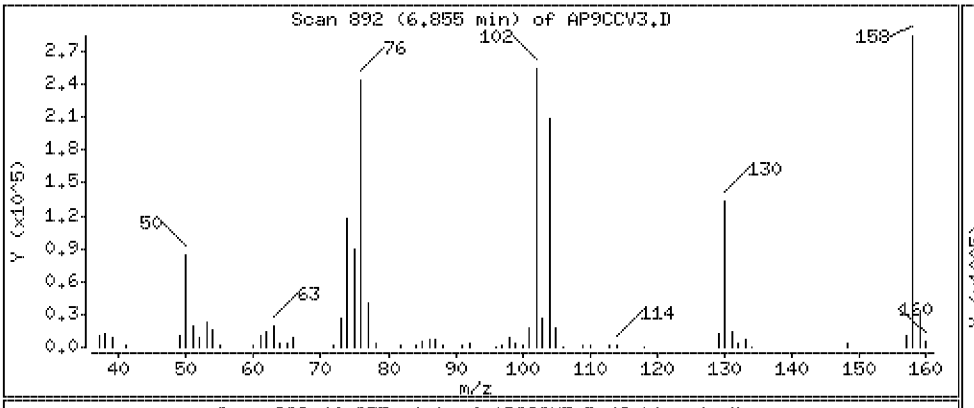

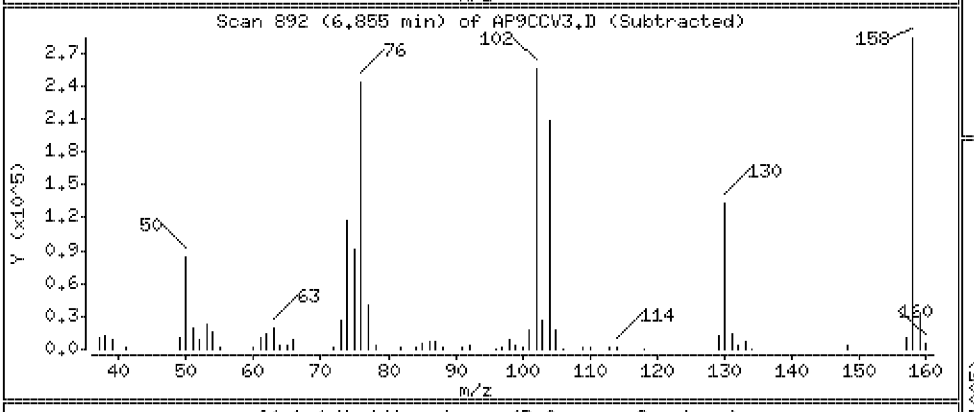

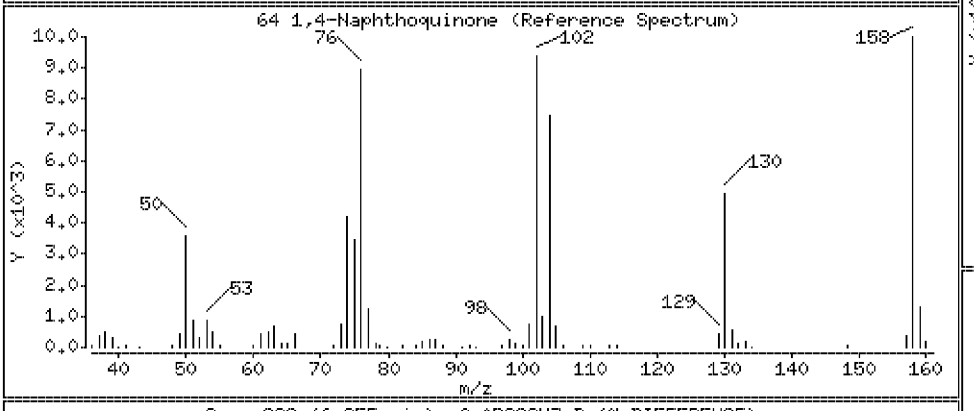

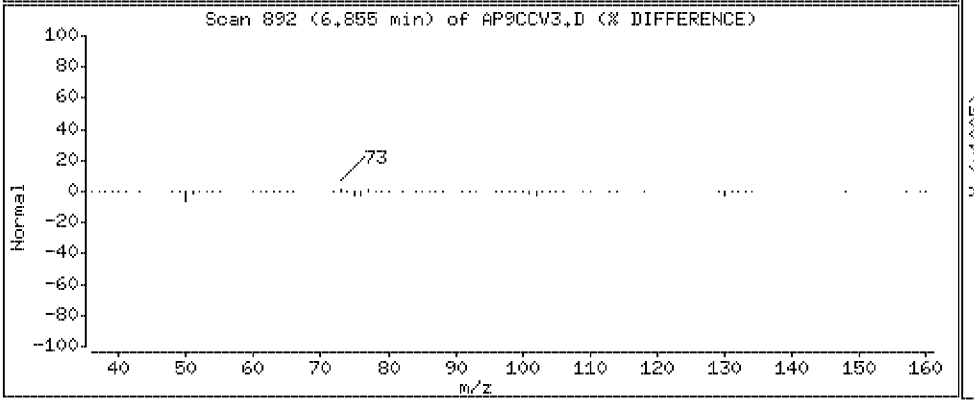

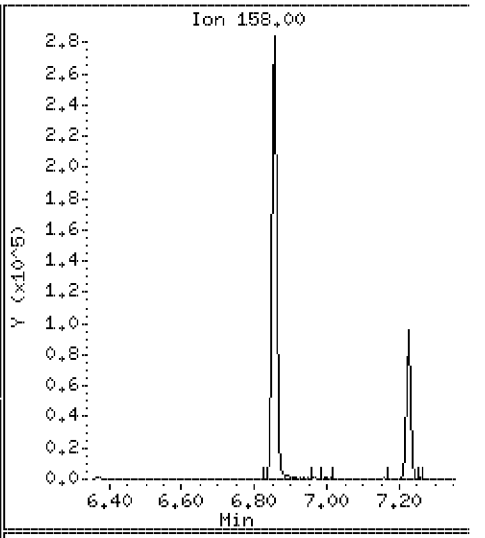

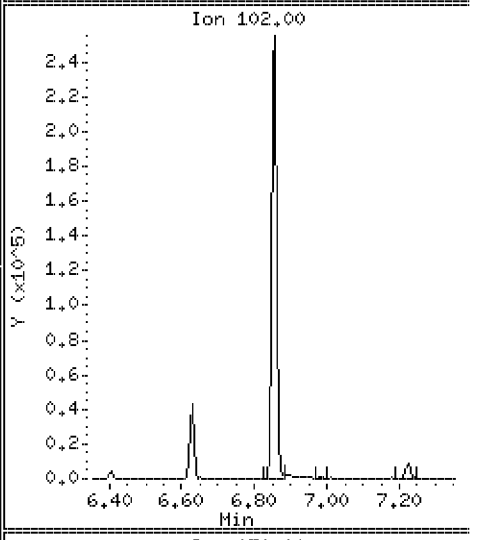

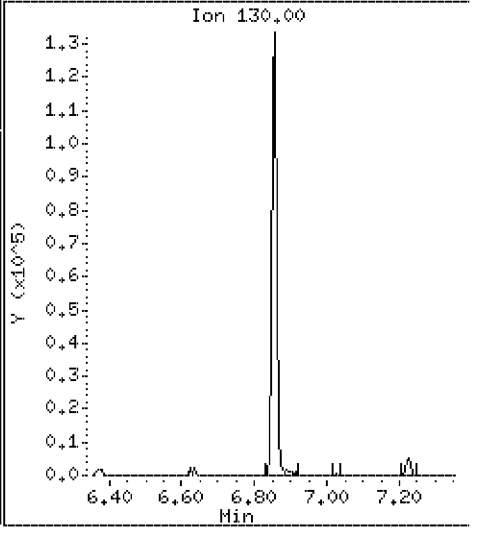

Data File: \\Svecd04\DD\chem\smsd03.i\S305031P.b\AP9CCV3.D

Date : 03-MAY-2012 16:47

Client ID: AP9CCV3

Instrument: smsd03.i

Sample Info: 45958

Purge Volume: 1000.0

Operator: PEL

Column phase: HPMS-5

Column diameter: 0.25

66 1,3-Dinitrobenzene

Concentration: 46.6 ug/l

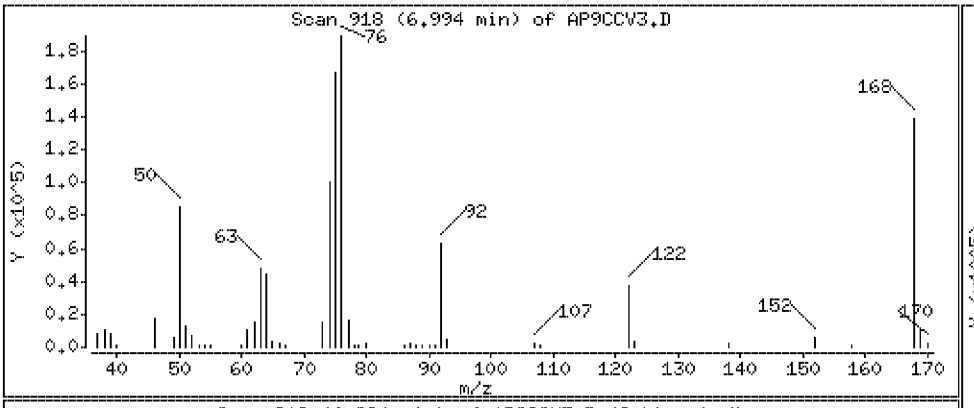

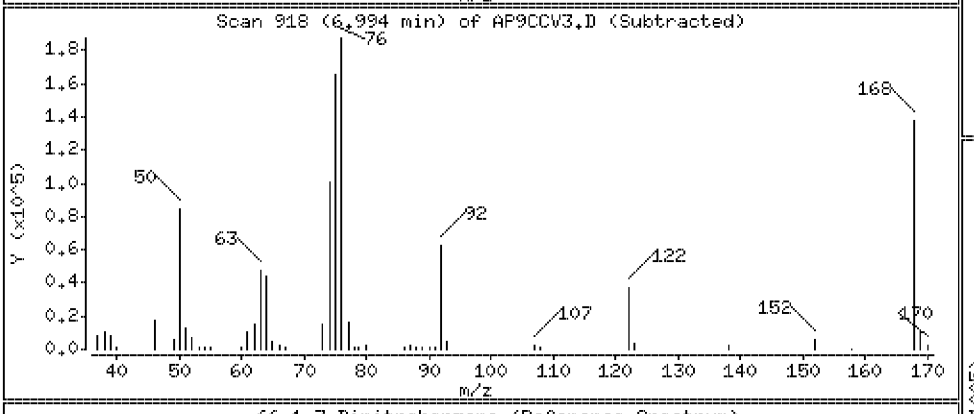

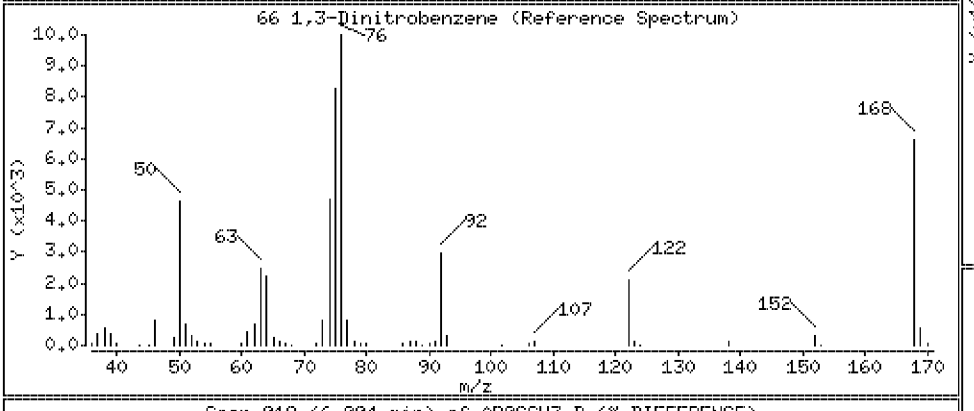

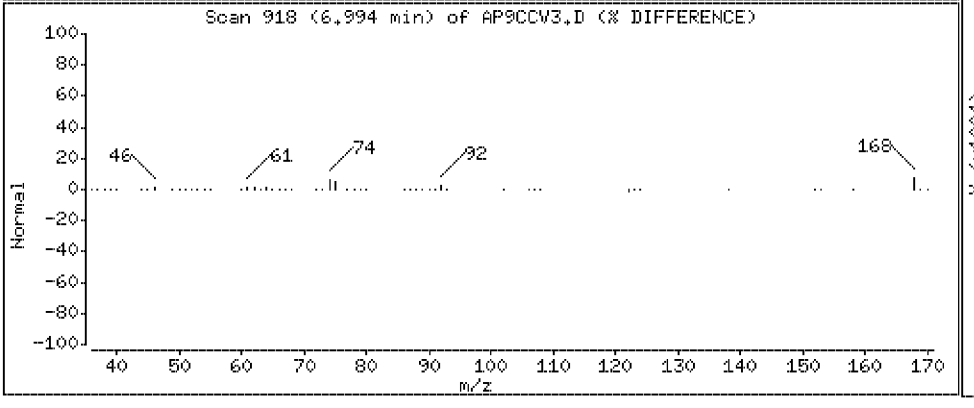

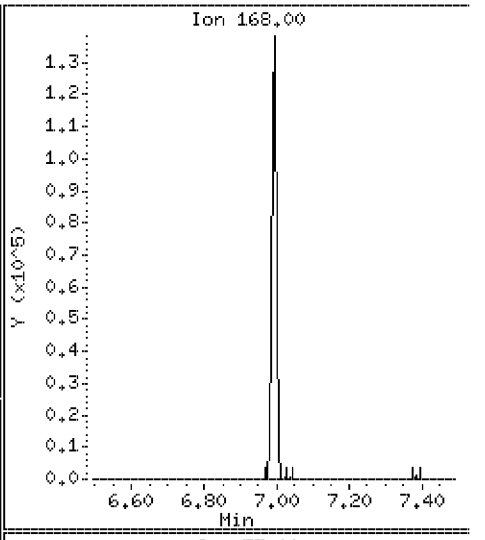

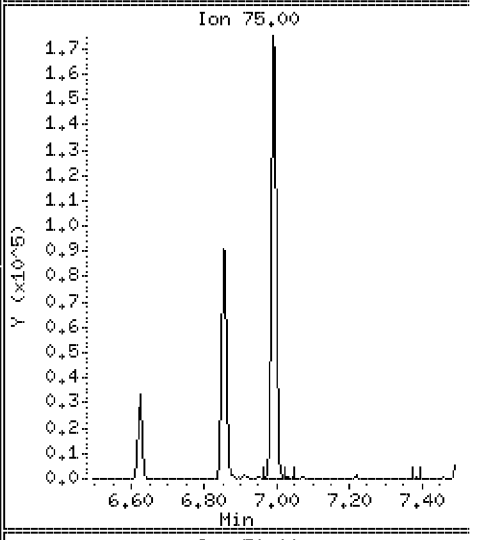

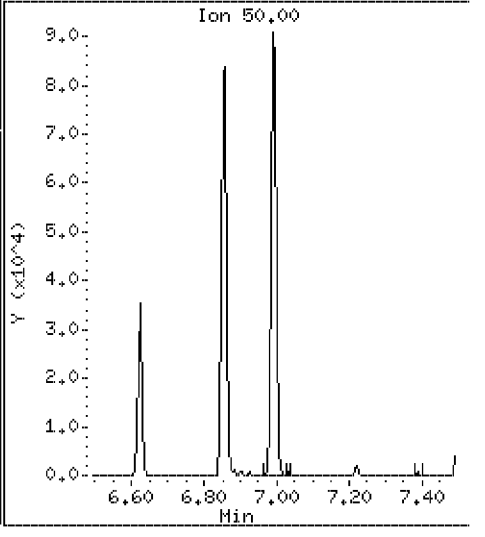

Data File: \\Svecd04\DD\chem\smsd03.i\S305031P.b\AP9CCV3.D

Date : 03-MAY-2012 16:47

Client ID: AP9CCV3

Instrument: smsd03.i

Sample Info: 45958

Purge Volume: 1000.0

Operator: PEL

Column phase: HPMS-5

Column diameter: 0.25

73 Pentachlorobenzene

Concentration: 47.4 ug/l

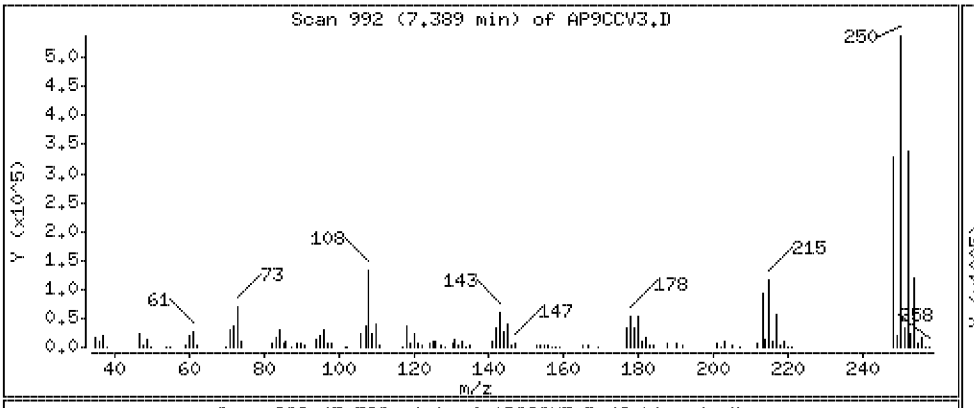

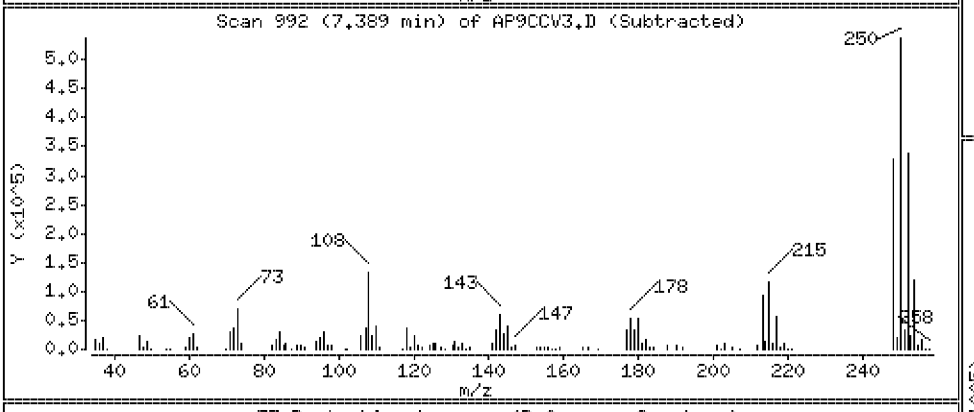

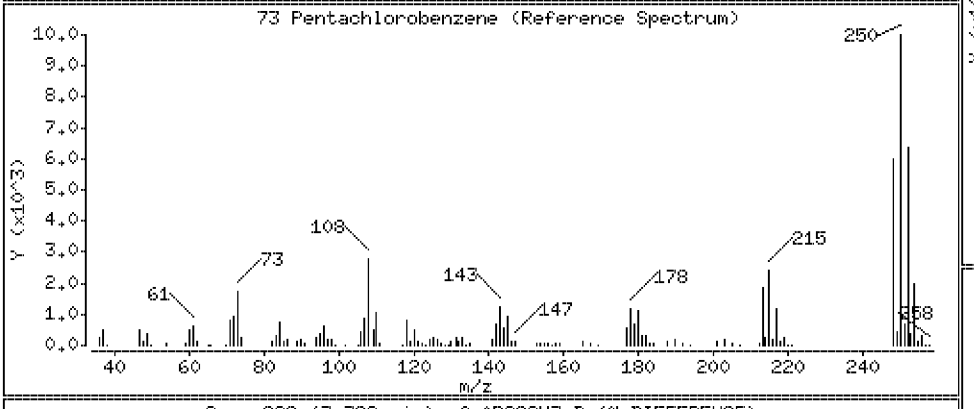

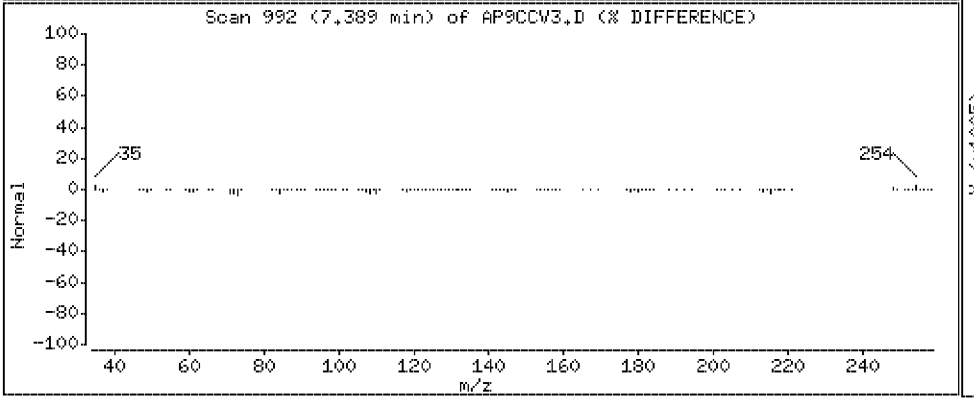

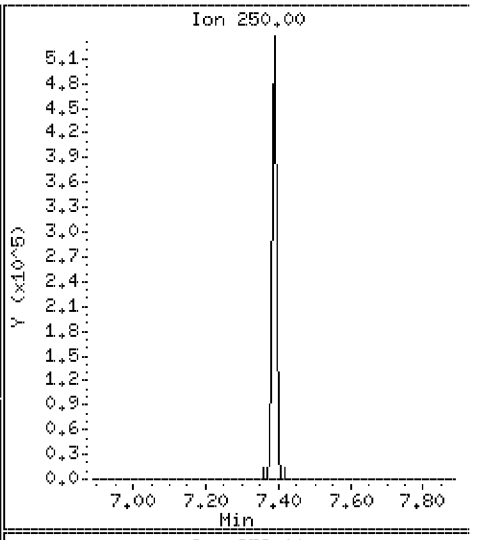

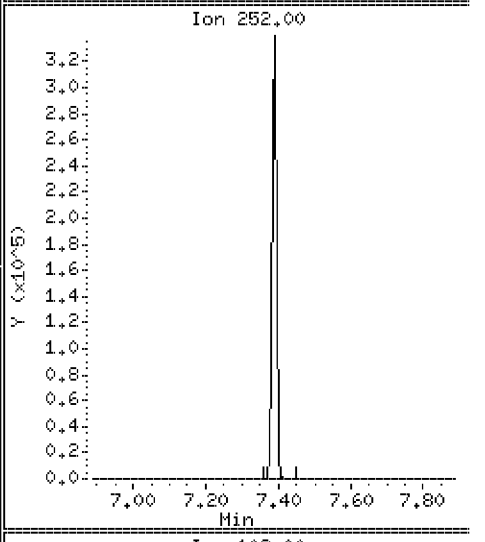

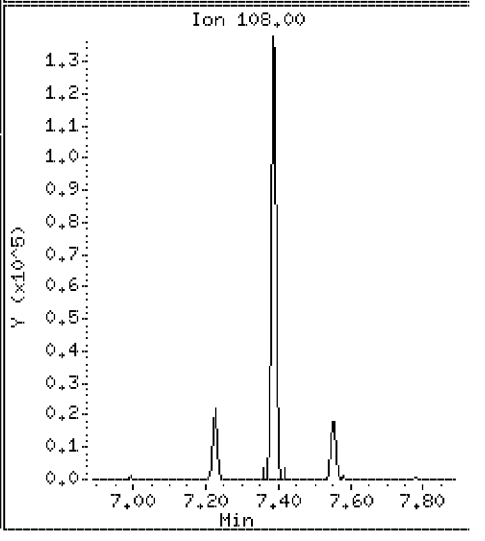

Data File: \\Svecd04\DD\chem\smsd03.i\S305031P.b\AP9CCV3.D

Date : 03-MAY-2012 16:47

Client ID: AP9CCV3

Instrument: smsd03.i

Sample Info: 45958

Purge Volume: 1000.0

Operator: PEL

Column phase: HPMS-5

Column diameter: 0.25

77 1-Naphthylamine

Concentration: 43.8 ug/l

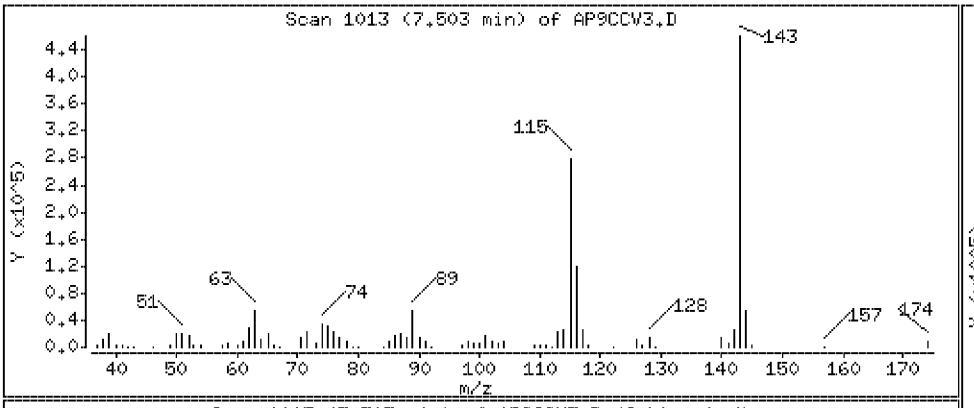

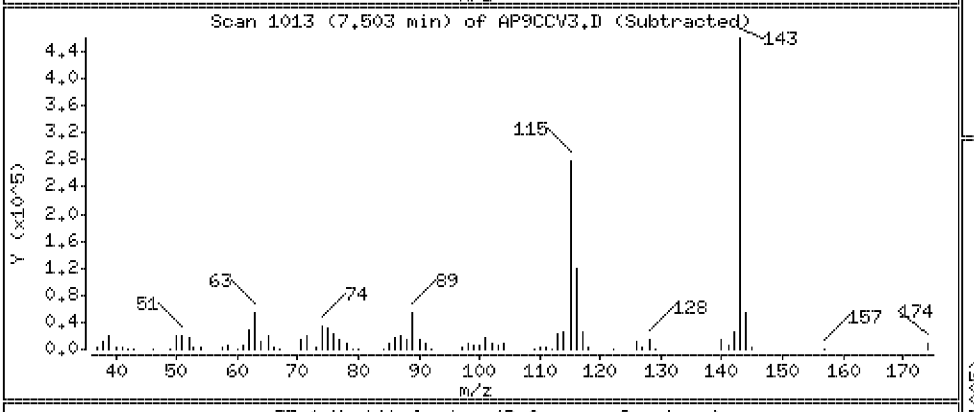

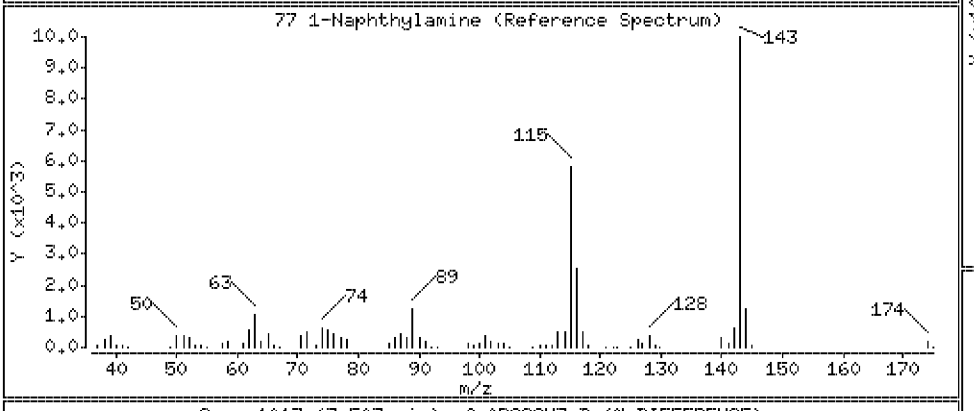

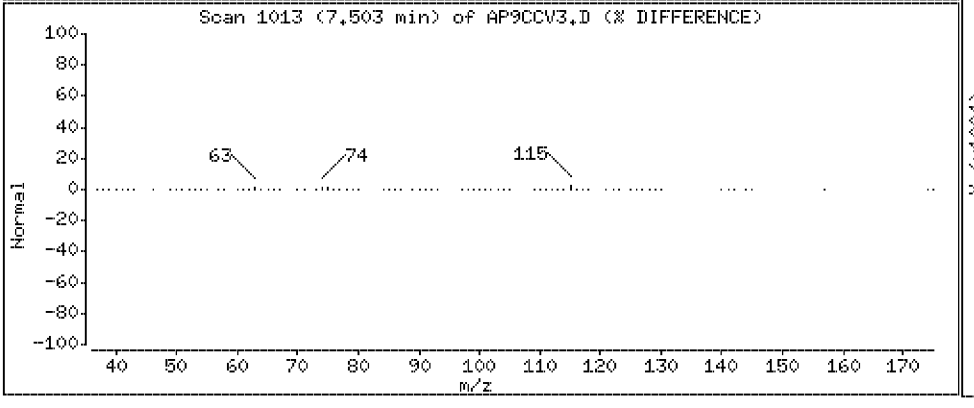

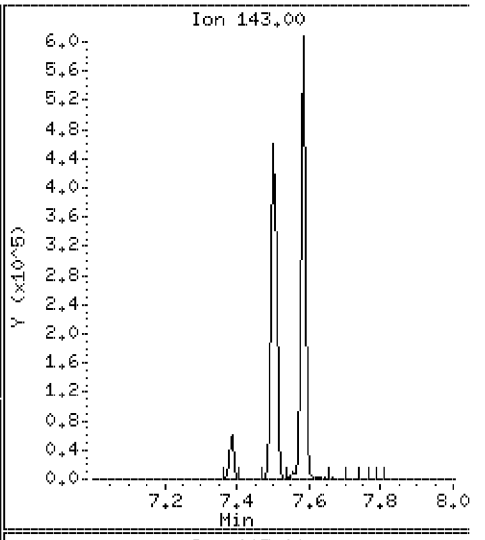

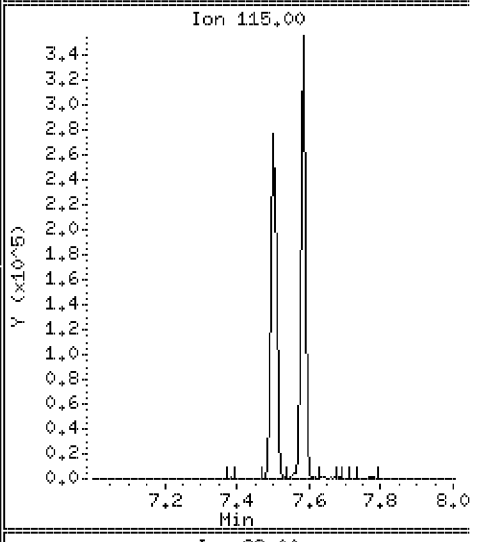

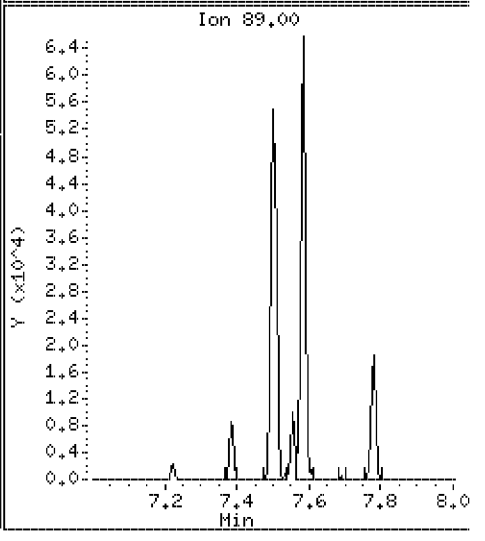

Data File: \\Svecd04\DD\chem\smsd03.i\S305031P.b\AP9CCV3.D

Date : 03-MAY-2012 16:47

Client ID: AP9CCV3

Instrument: smsd03.i

Sample Info: 45958

Purge Volume: 1000.0

Operator: PEL

Column phase: HPMS-5

Column diameter: 0.25

78 2,3,4,6-Tetrachlorophenol

Concentration: 47.6 ug/l

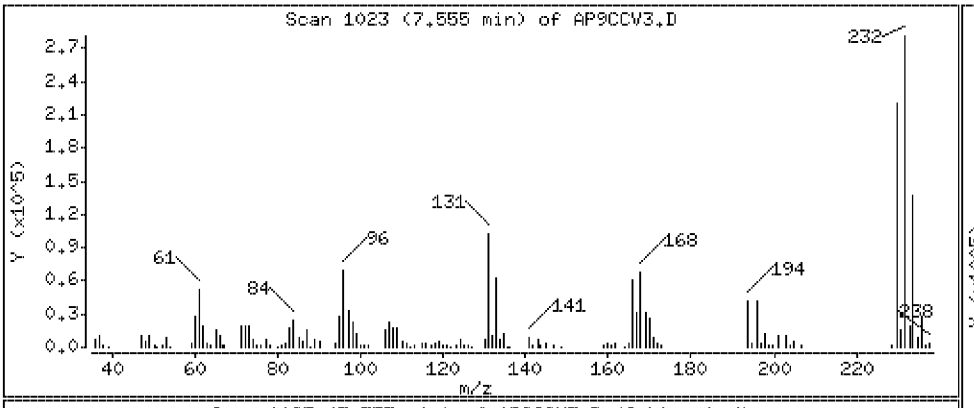

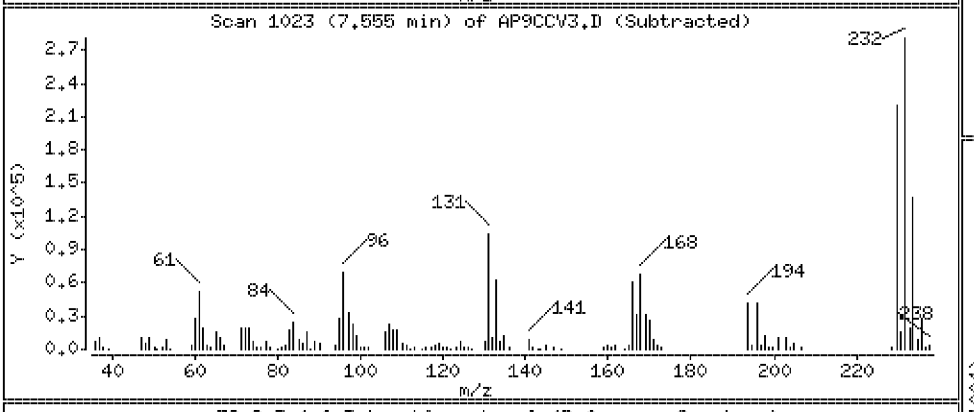

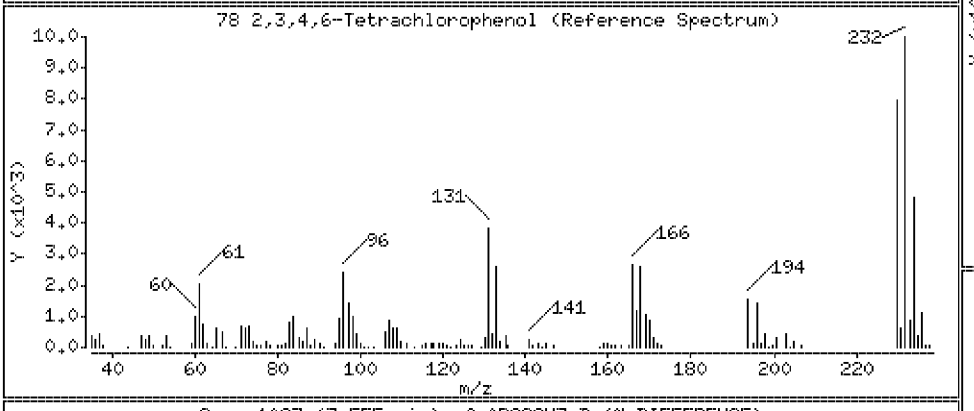

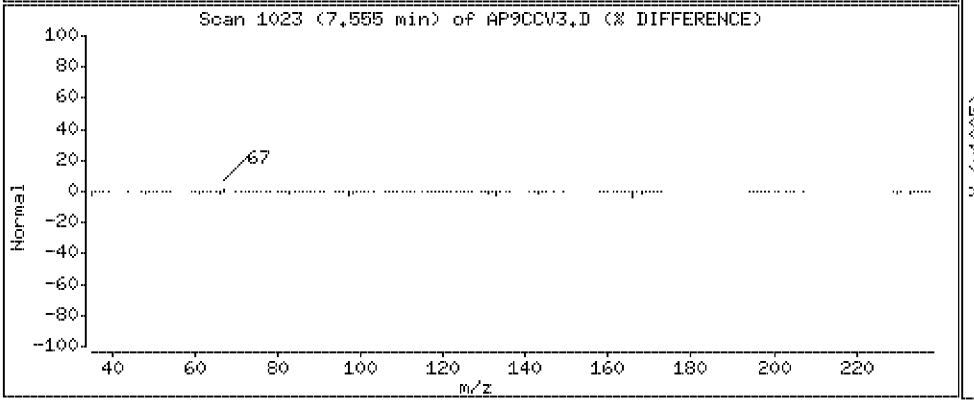

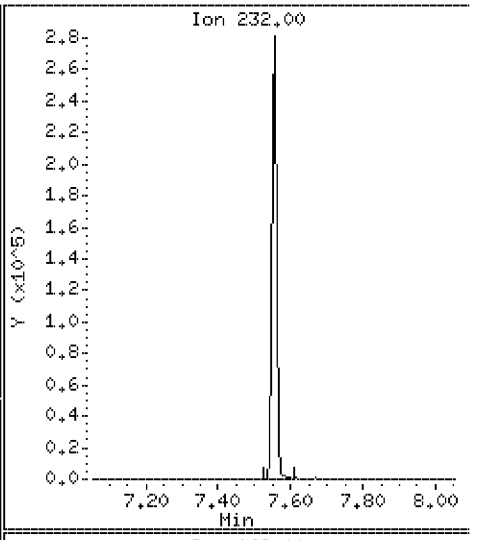

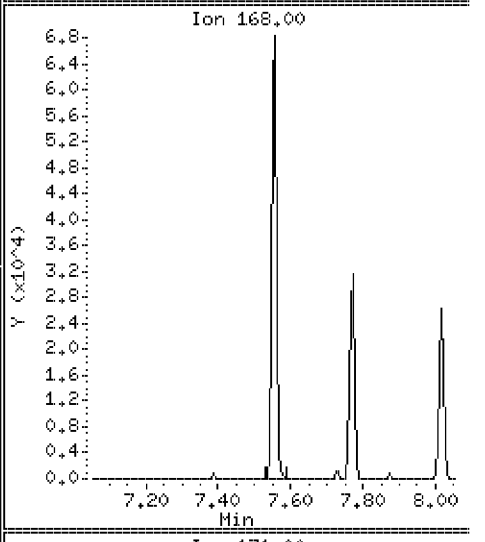

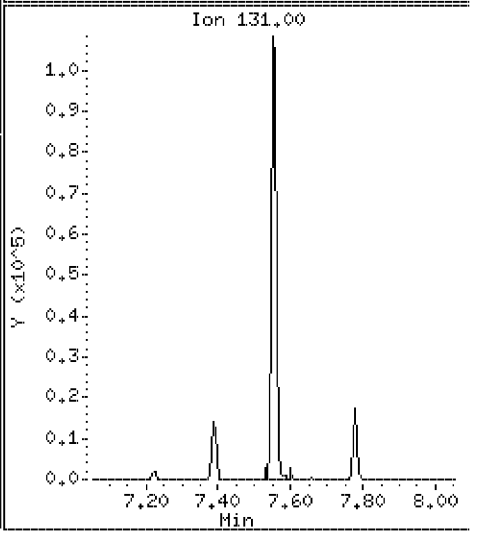

Data File: \\Svecd04\DD\chem\smsd03.i\S305031P.b\AP9CCV3.D

Date : 03-MAY-2012 16:47

Client ID: AP9CCV3 Instrument: smsd03.i

Sample Info: 45958

Purge Volume: 1000.0 Operator: PEL

Column phase: HPMS-5 Column diameter: 0.25

79 2-Naphthylamine Concentration: 45.2 ug/l

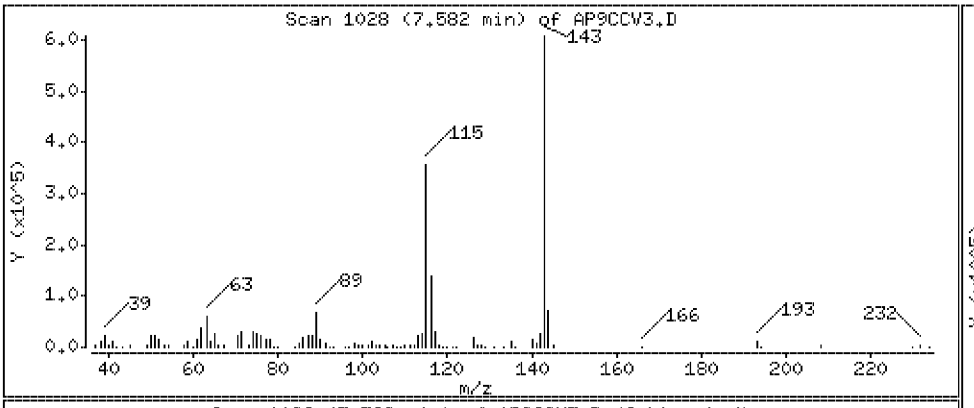

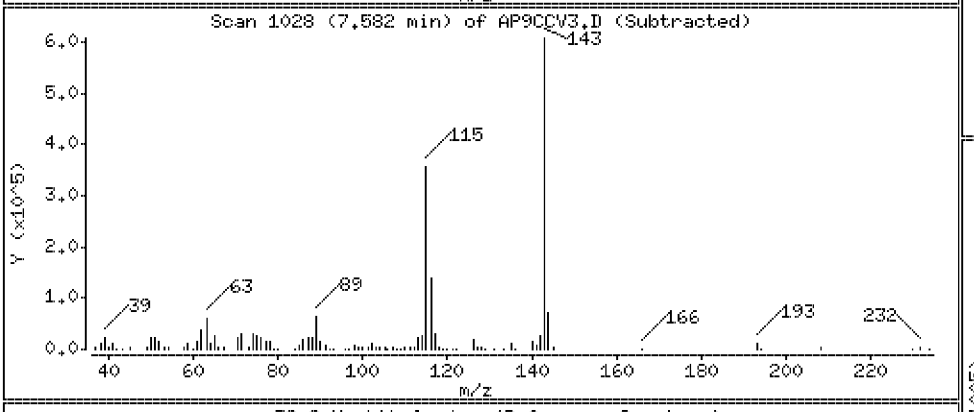

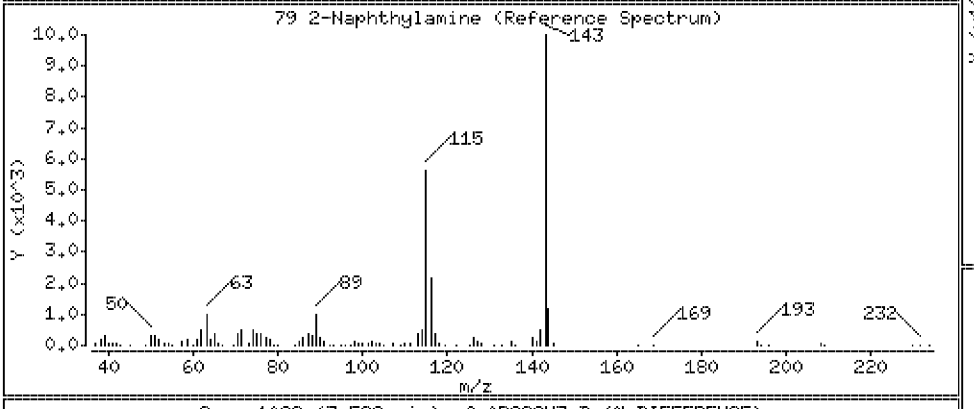

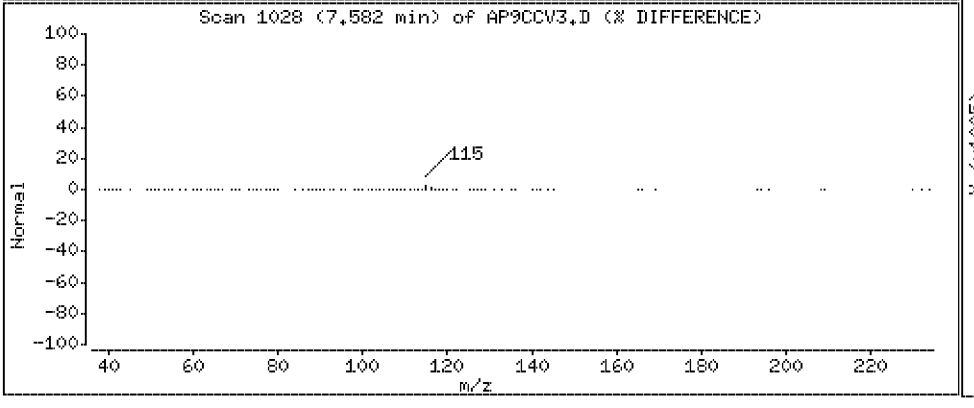

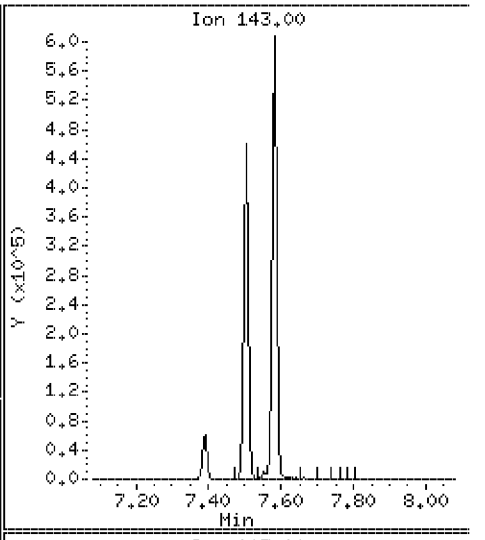

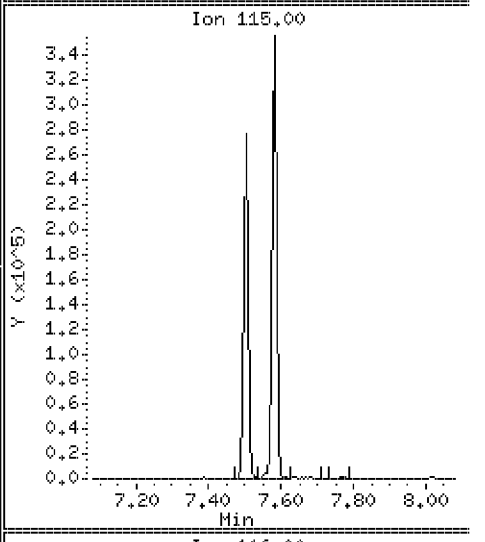

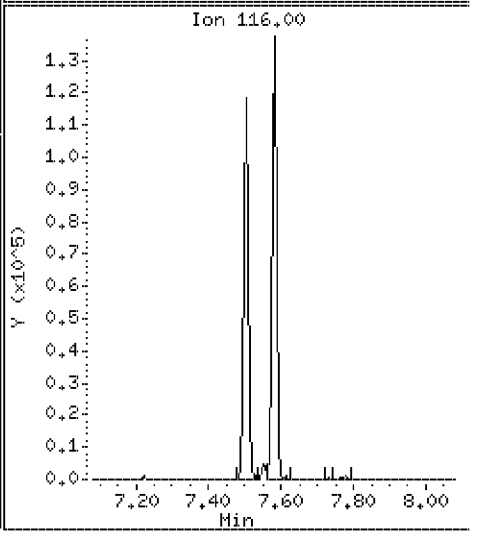

Data File: \\Svecd04\DD\chem\smsd03.i\S305031P.b\AP9CCV3.D

Date : 03-MAY-2012 16:47

Client ID: AP9CCV3 Instrument: smsd03.i

Sample Info: 45958

Purge Volume: 1000.0 Operator: PEL

Column phase: HPMS-5 Column diameter: 0.25

83 5-Nitro-ortho-toluidine Concentration: 45.4 ug/l

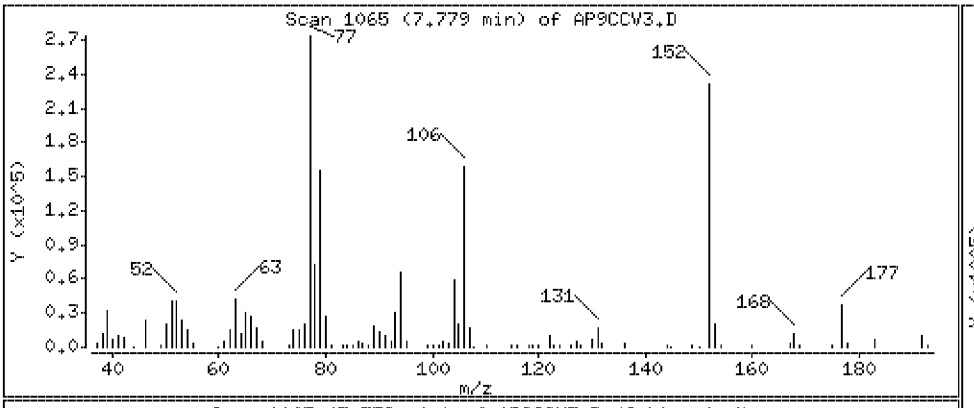

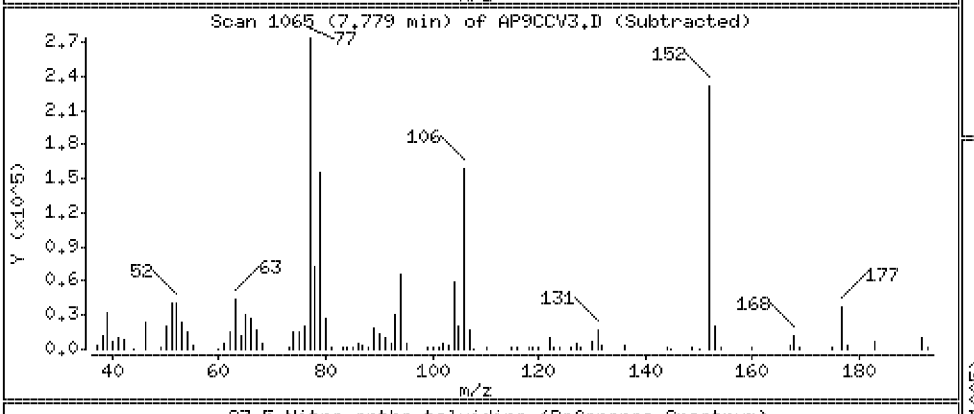

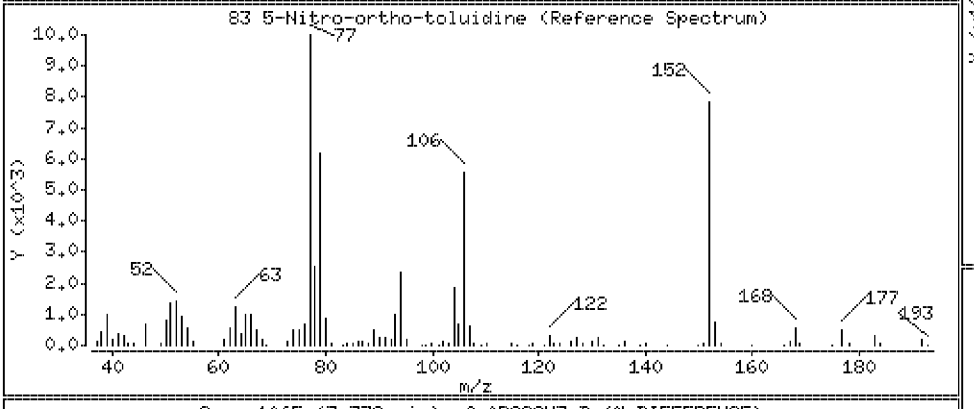

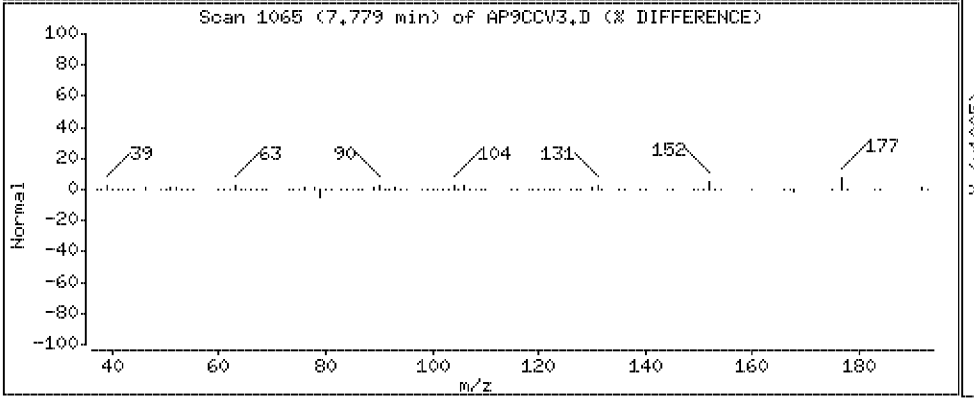

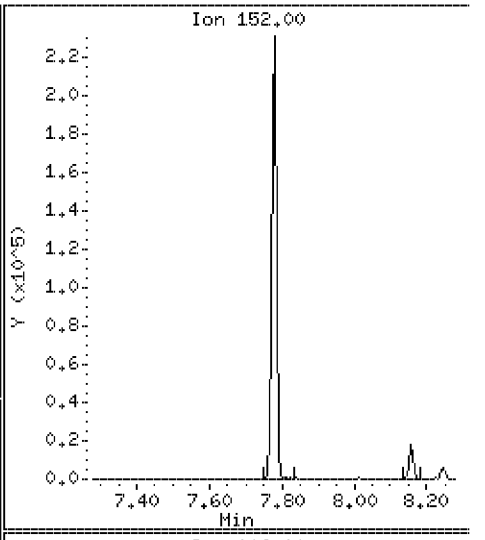

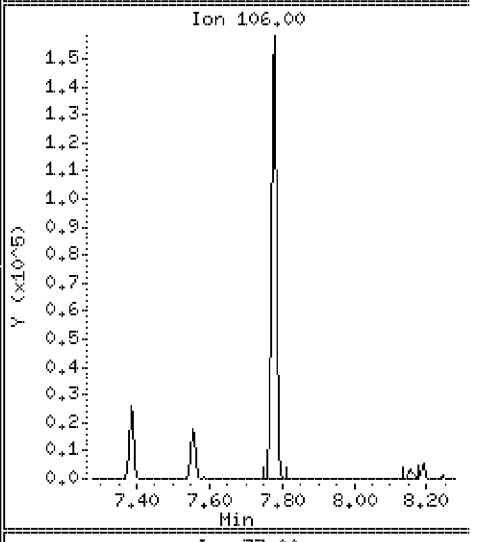

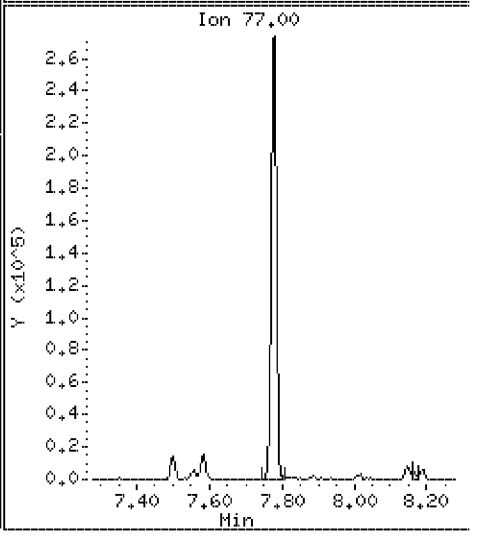

Data File: \\Svecd04\DD\chem\smsd03.i\S305031P.b\AP9CCV3.D

Date : 03-MAY-2012 16:47

Client ID: AP9CCV3 Instrument: smsd03.i

Sample Info: 45958

Purge Volume: 1000.0 Operator: PEL

Column phase: HPMS-5 Column diameter: 0.25

90 1,3,5-Trinitrobenzene Concentration: 49.4 ug/l

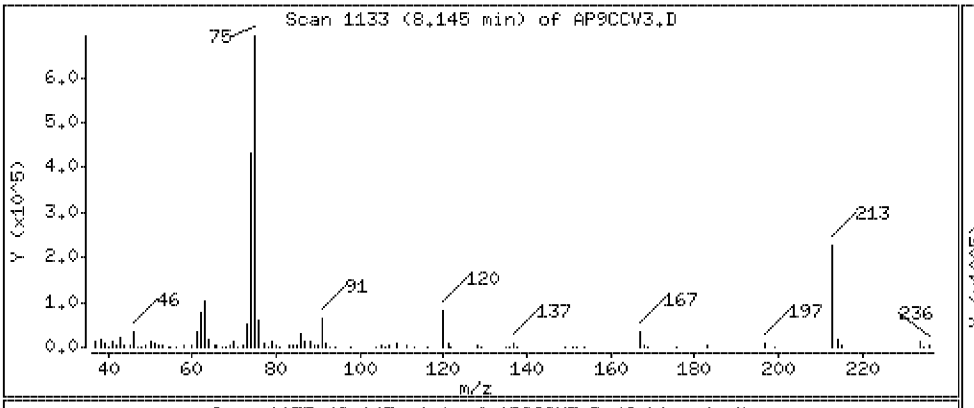

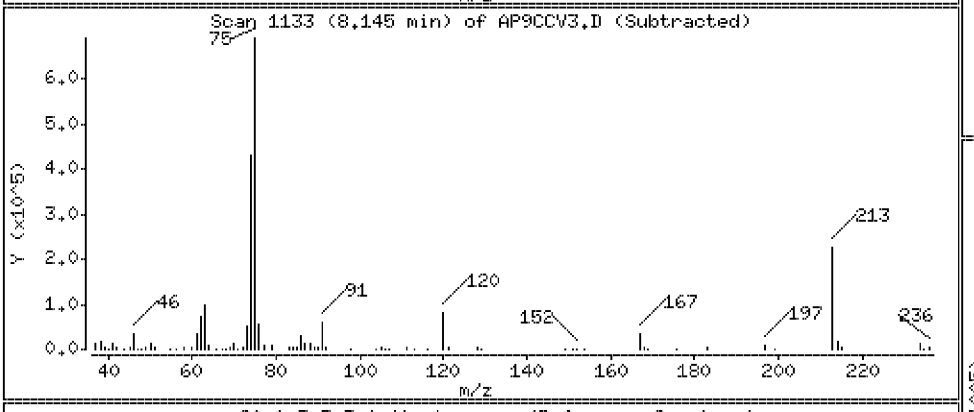

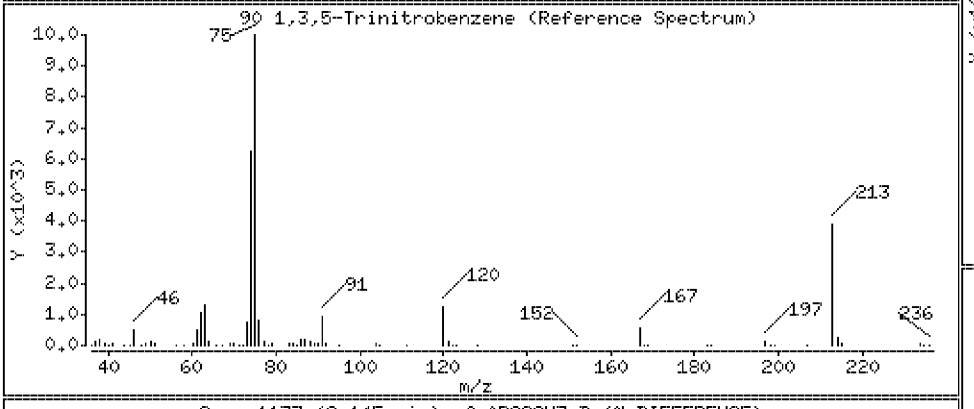

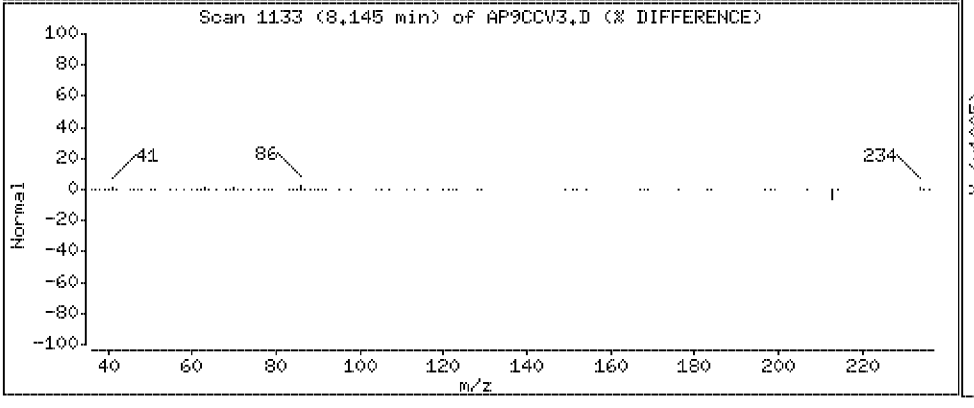

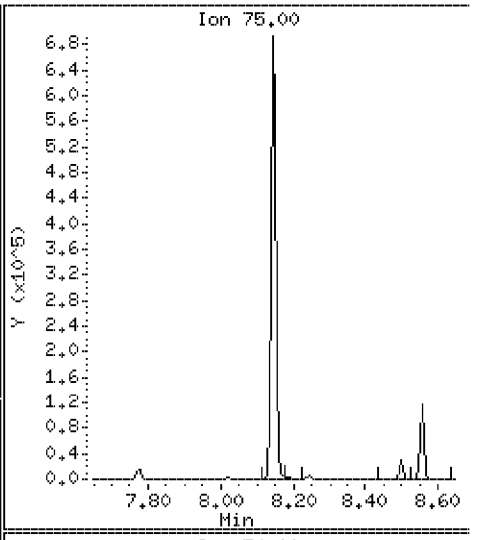

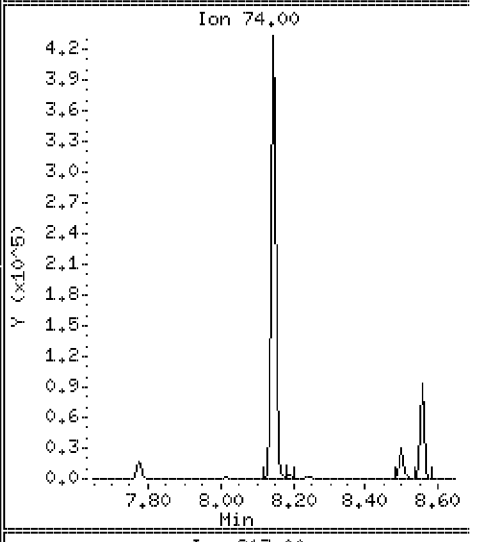

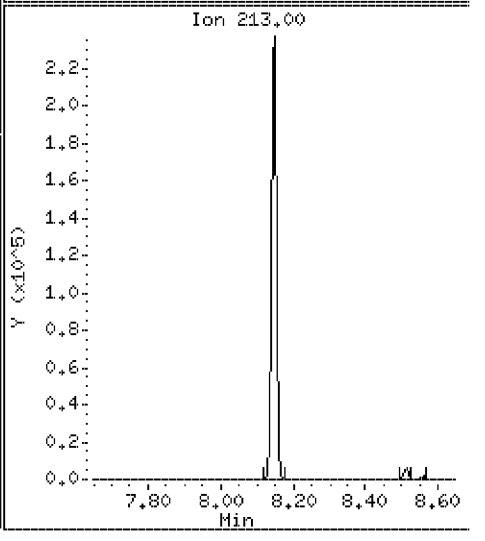

Data File: \\Svecd04\DD\chem\smsd03.i\S305031P.b\AP9CCV3.D

Date : 03-MAY-2012 16:47

Client ID: AP9CCV3

Instrument: smsd03.i

Sample Info: 45958

Purge Volume: 1000.0

Operator: PEL

Column phase: HPMS-5

Column diameter: 0.25

89 Diallate

Concentration: 46.0 ug/l

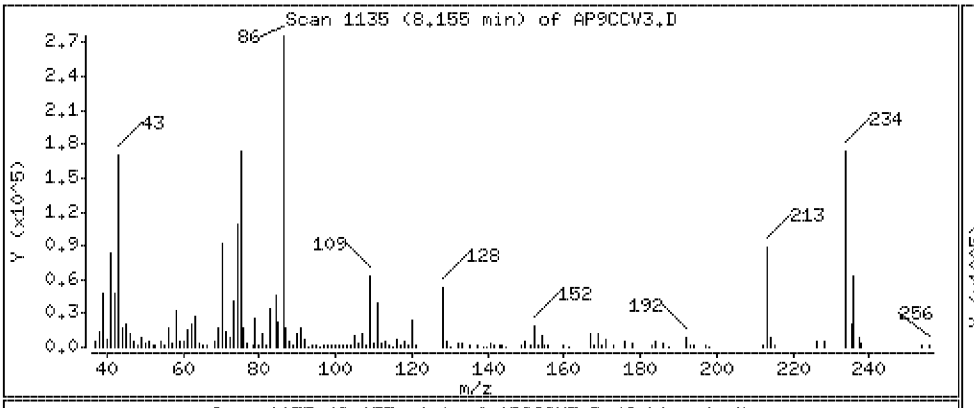

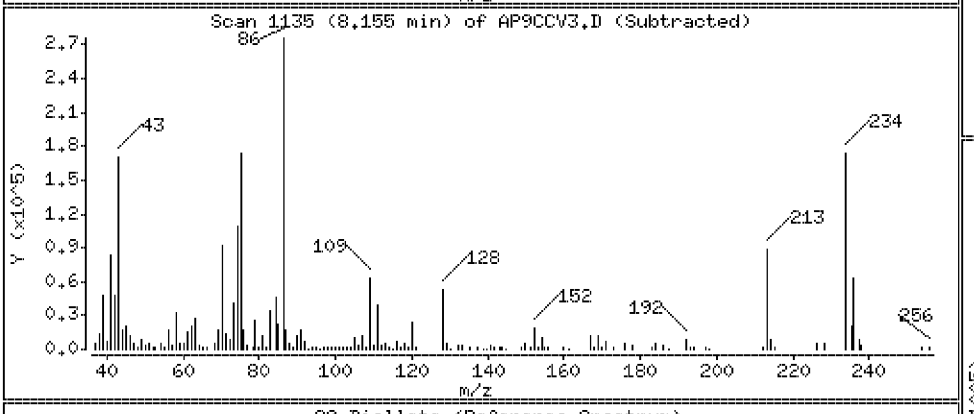

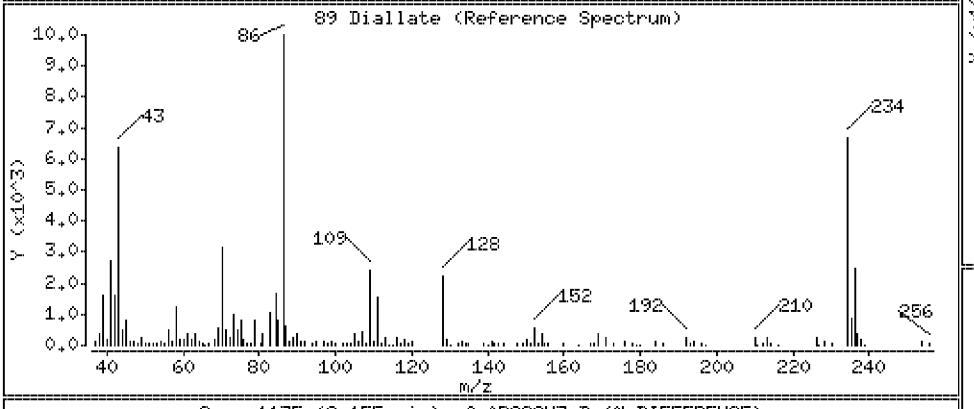

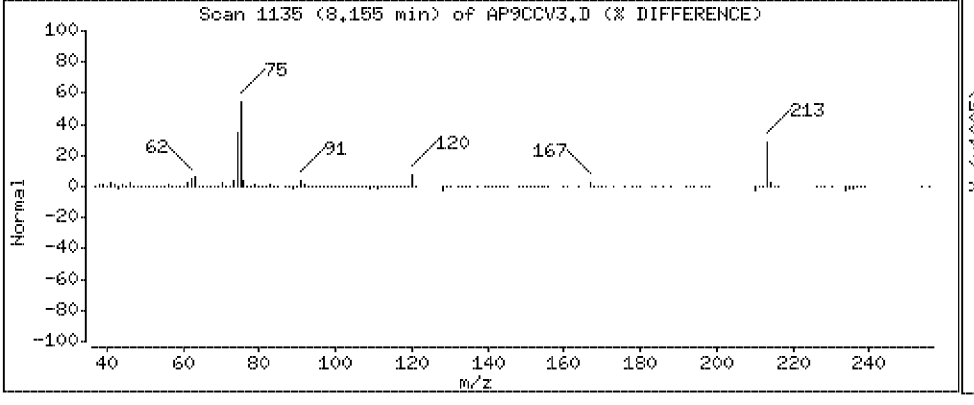

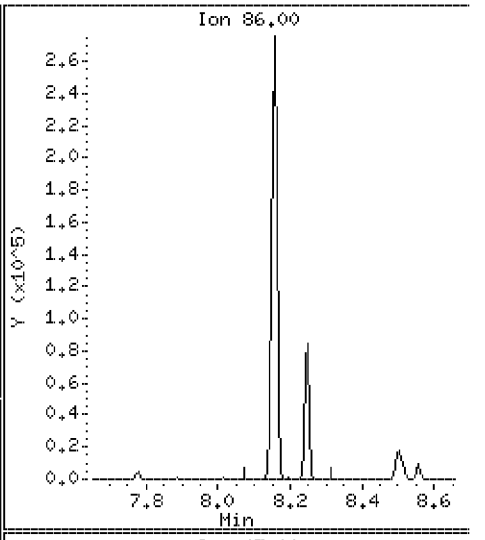

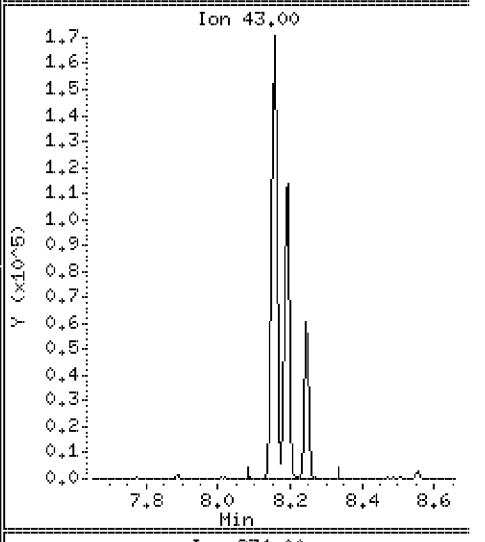

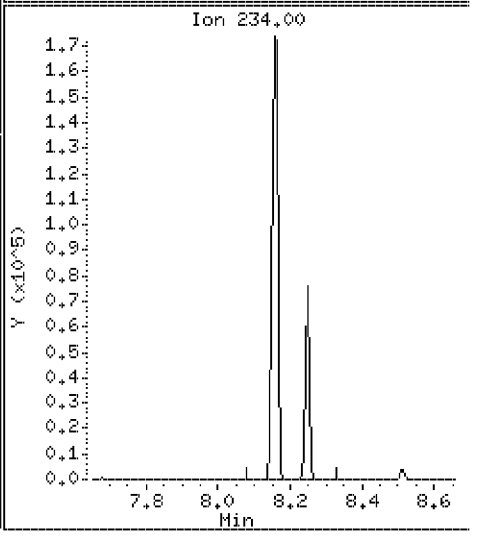

Data File: \\Svecd04\DD\chem\smsd03.i\S305031P.b\AP9CCV3.D

Date : 03-MAY-2012 16:47

Client ID: AP9CCV3 Instrument: smsd03.i

Sample Info: 45958

Purge Volume: 1000.0 Operator: PEL

Column phase: HPMS-5 Column diameter: 0.25

92 Phenacetin Concentration: 45.0 ug/l

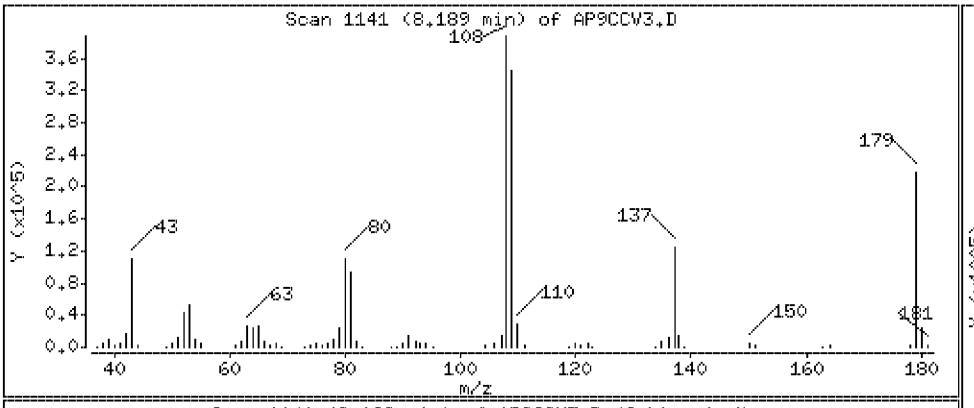

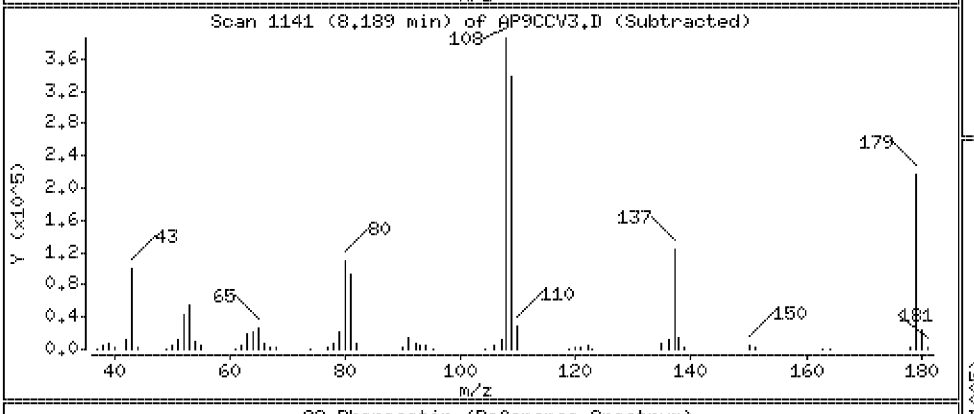

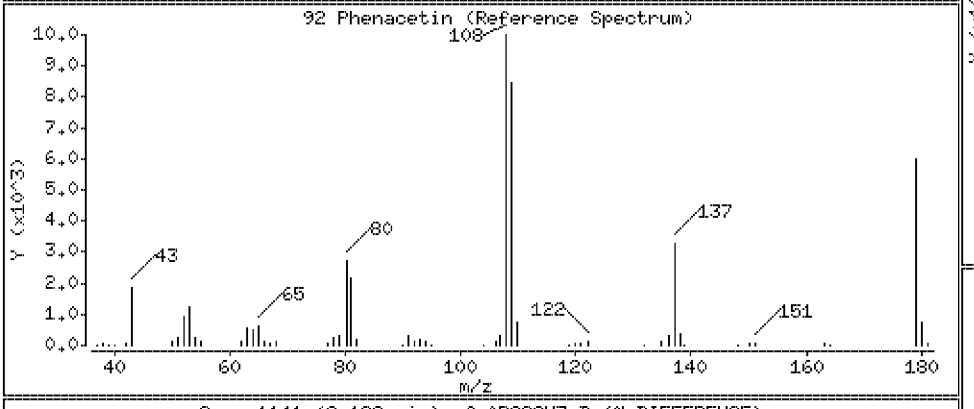

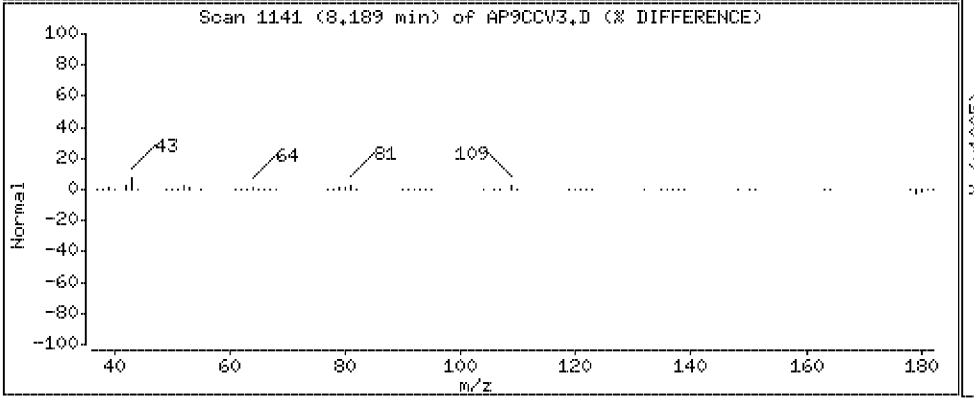

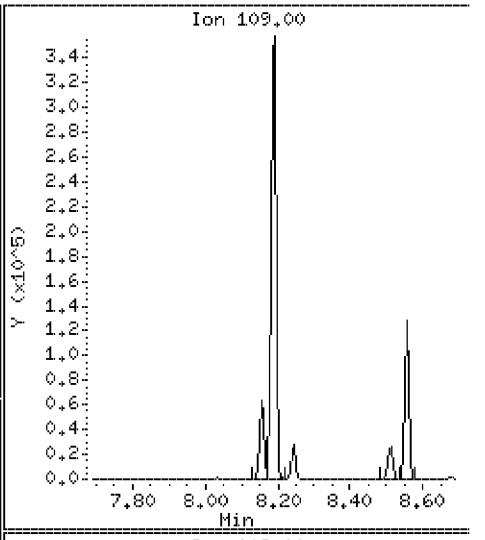

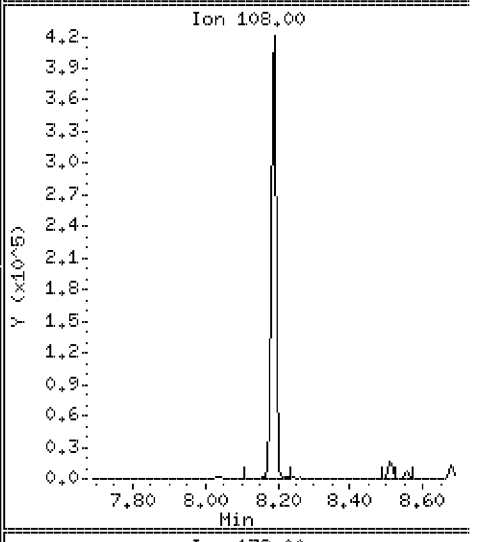

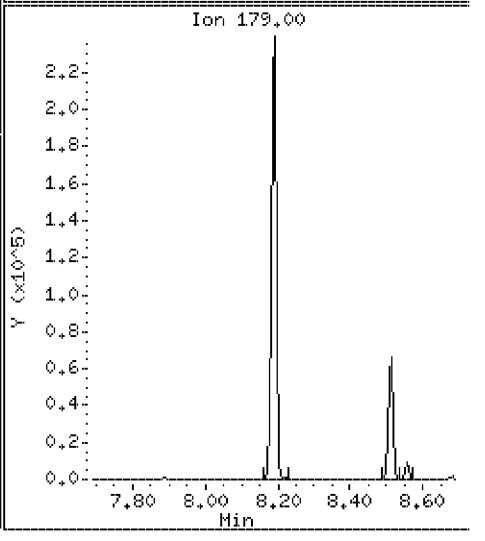

Data File: \\Svecd04\DD\chem\smsd03.i\S305031P.b\AP9CCV3.D

Date : 03-MAY-2012 16:47

Client ID: AP9CCV3

Instrument: smsd03.i

Sample Info: 45958

Purge Volume: 1000.0

Operator: PEL

Column phase: HPMS-5

Column diameter: 0.25

91 p-Phenylenediamine

Concentration: 47.3 ug/l

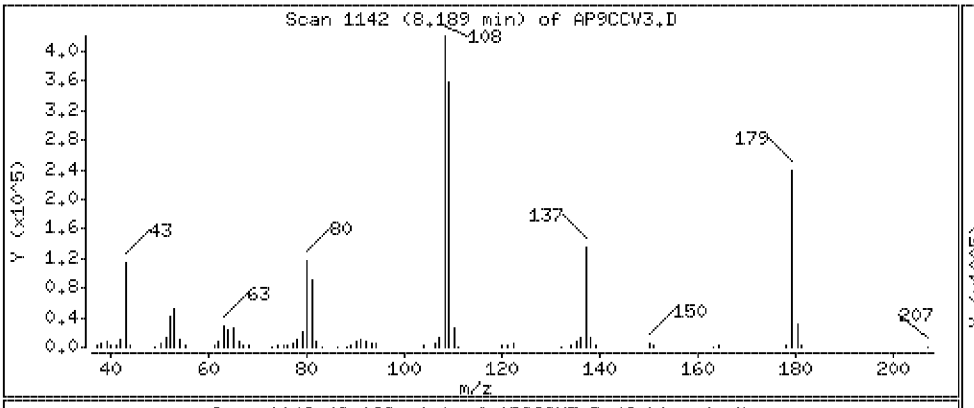

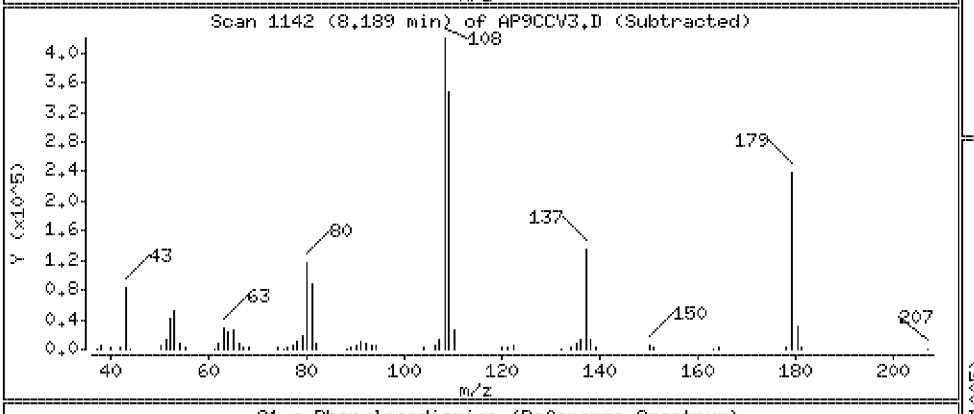

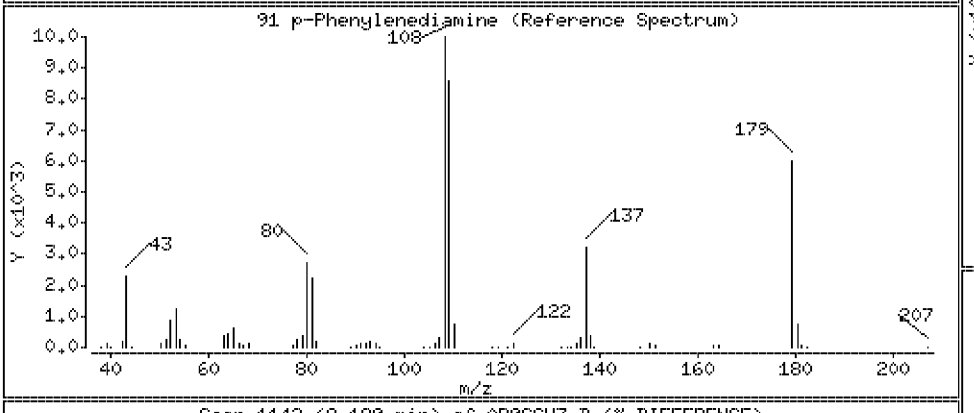

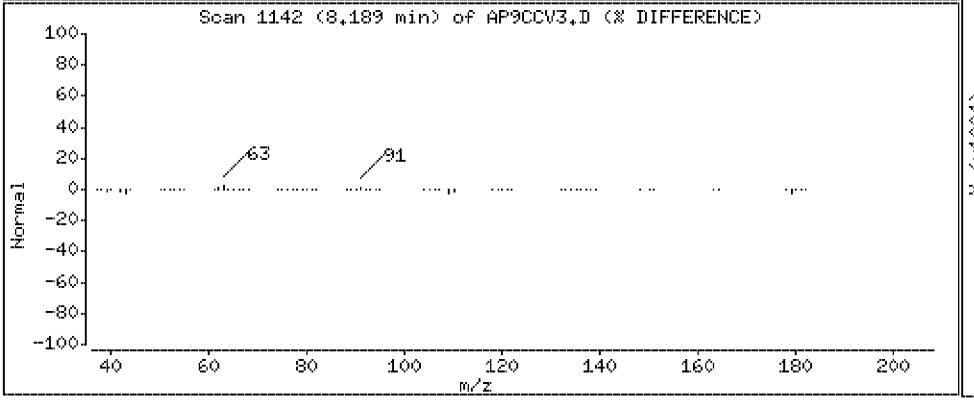

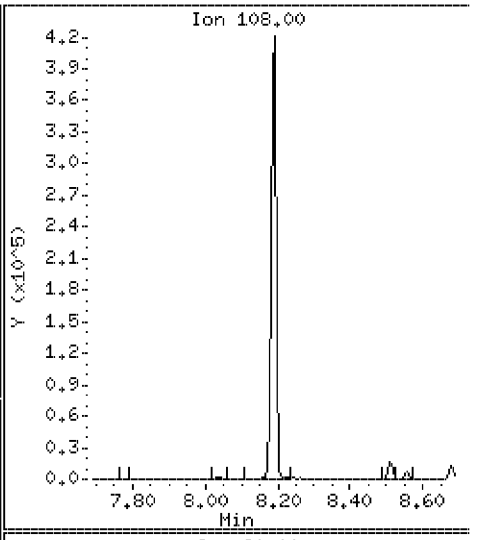

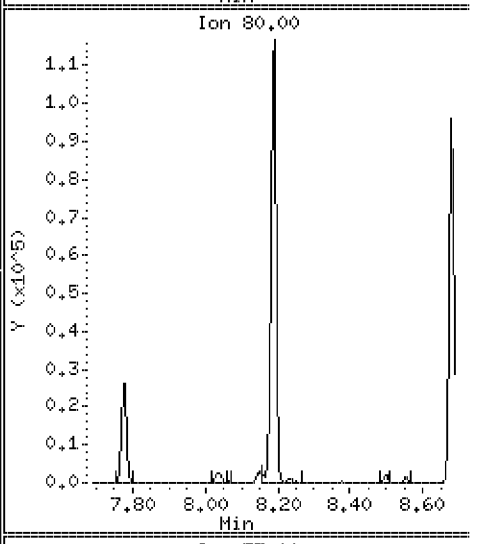

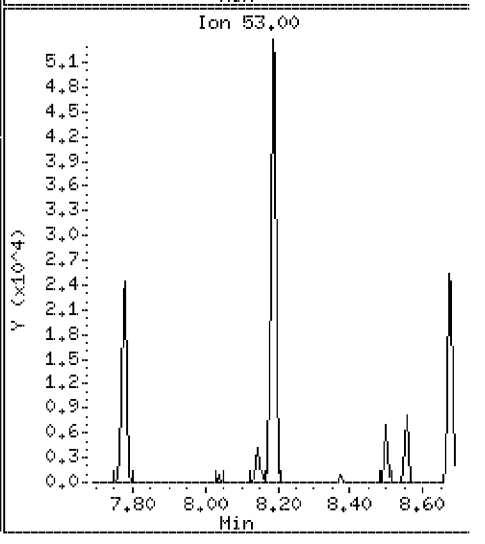

Data File: \\Svecd04\DD\chem\smsd03.i\S305031P.b\AP9CCV3.D

Date : 03-MAY-2012 16:47

Client ID: AP9CCV3 Instrument: smsd03.i

Sample Info: 45958

Purge Volume: 1000.0 Operator: PEL

Column phase: HPMS-5 Column diameter: 0.25

97 Pentachloronitrobenzene Concentration: 47.0 ug/l

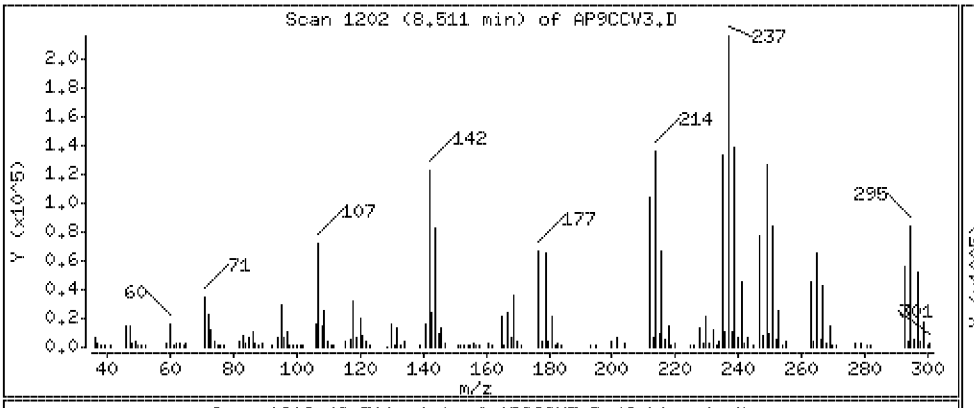

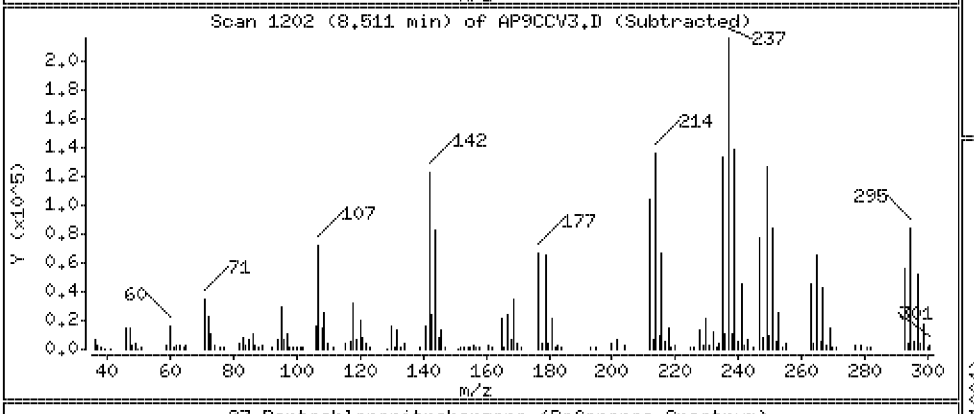

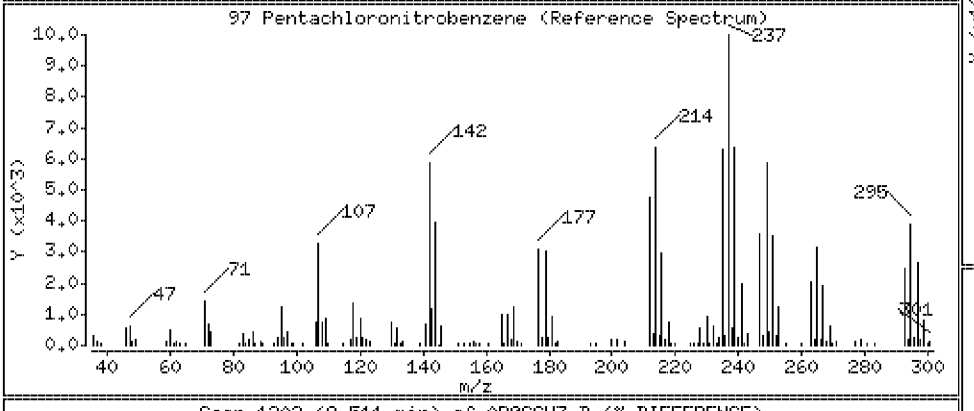

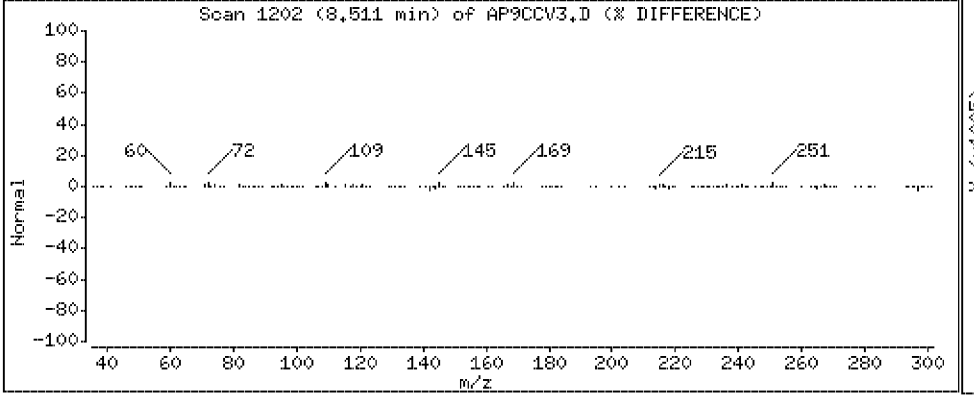

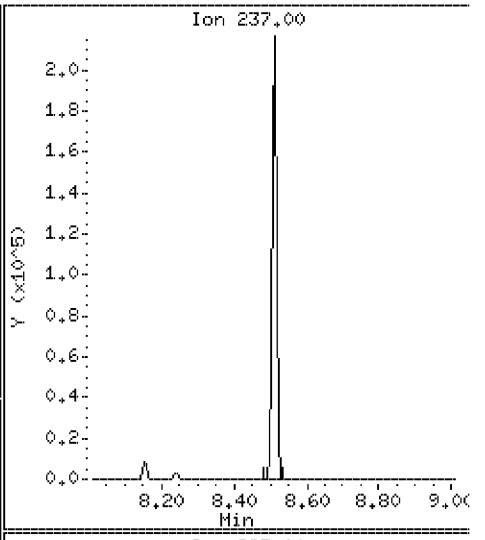

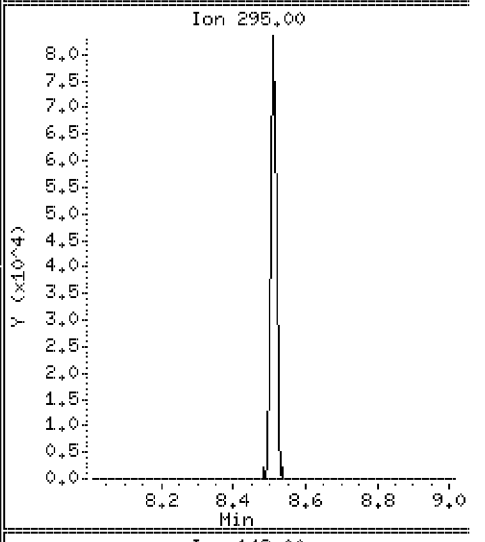

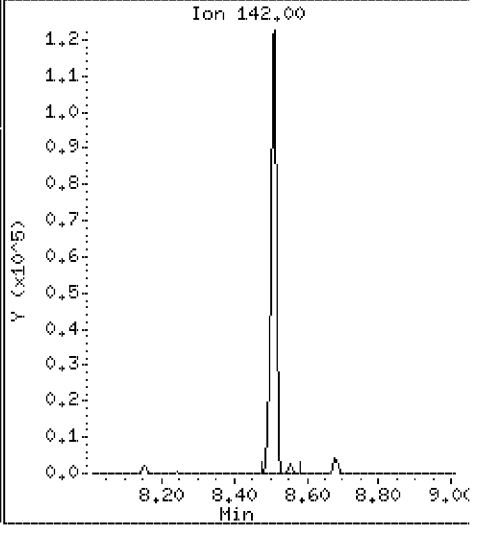

Data File: \\Svecd04\DD\chem\smsd03.i\S305031P.b\AP9CCV3.D

Date : 03-MAY-2012 16:47

Client ID: AP9CCV3 Instrument: smsd03.i

Sample Info: 45958

Purge Volume: 1000.0 Operator: PEL

Column phase: HPMS-5 Column diameter: 0.25

98 4-Aminobiphenyl Concentration: 44.8 ug/l

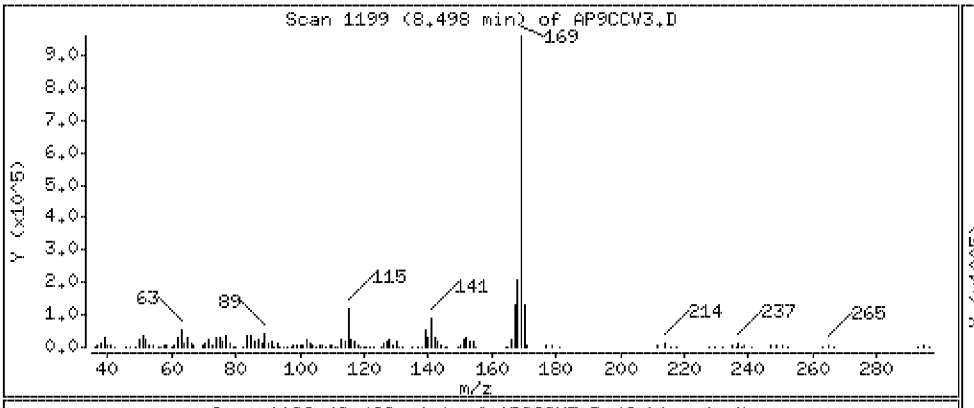

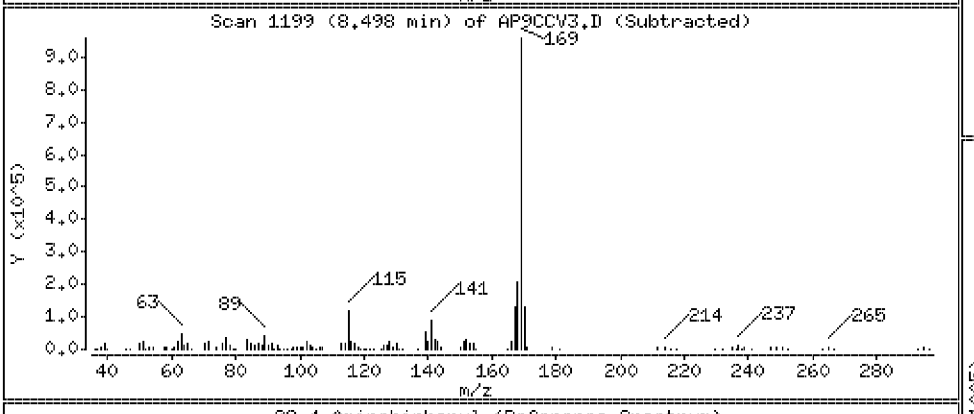

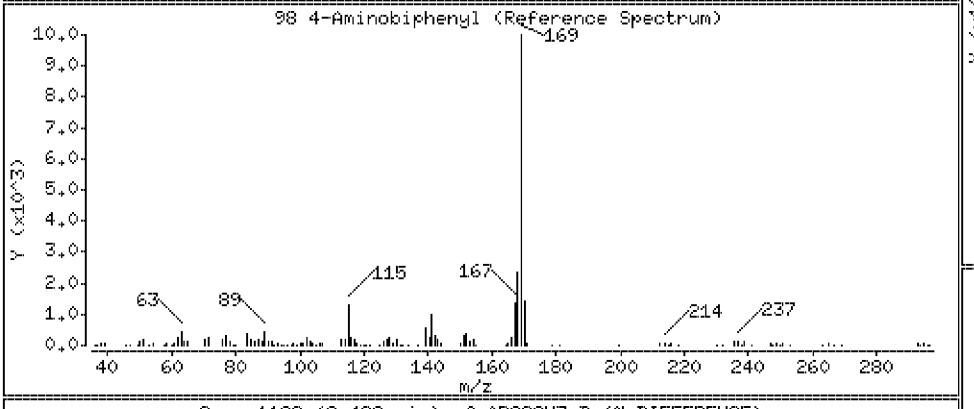

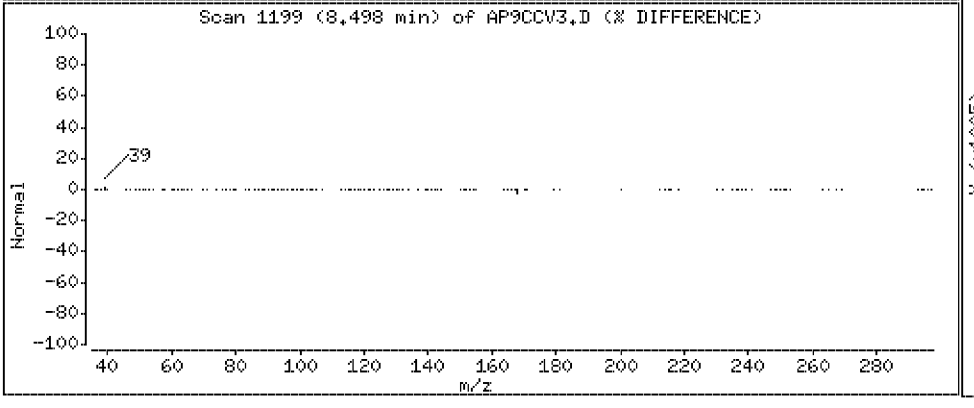

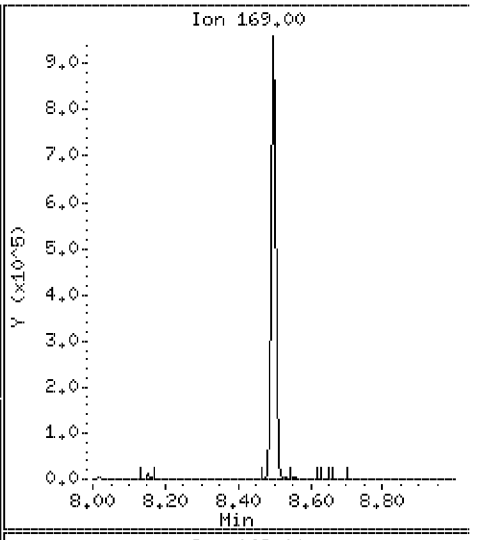

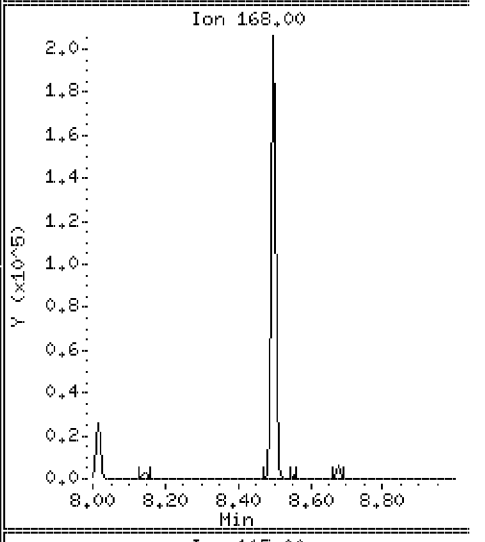

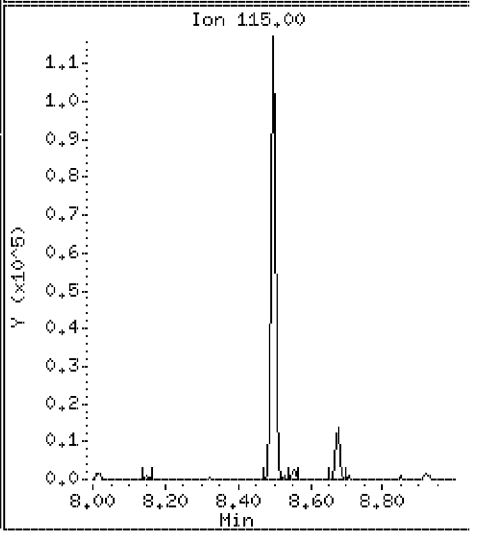

Data File: \\Svecd04\DD\chem\smsd03.i\S305031P.b\AP9CCV3.D

Date : 03-MAY-2012 16:47

Client ID: AP9CCV3 Instrument: smsd03.i

Sample Info: 45958

Purge Volume: 1000.0 Operator: PEL

Column phase: HPMS-5 Column diameter: 0.25

99 Pronamide Concentration: 46.7 ug/l

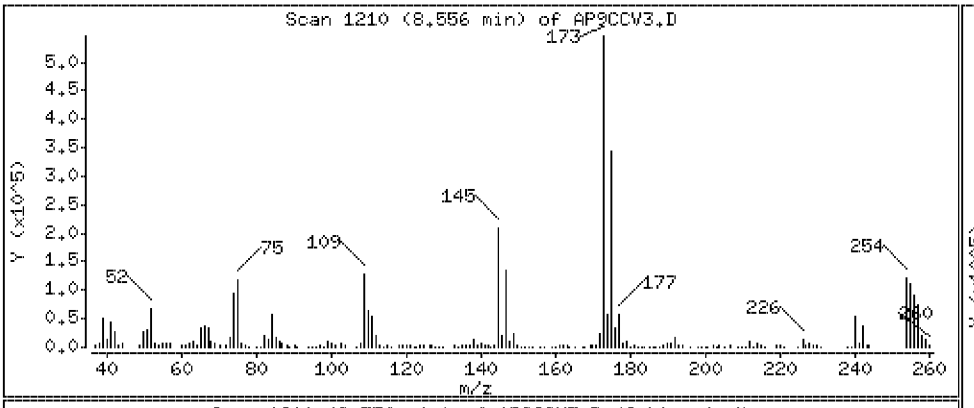

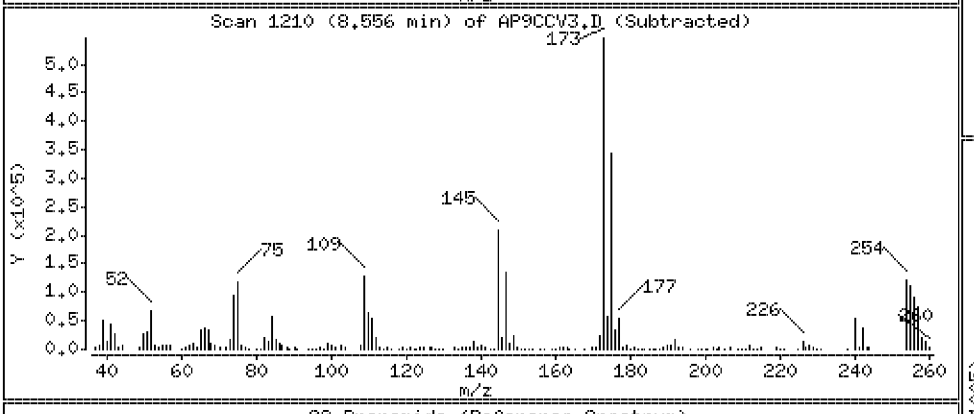

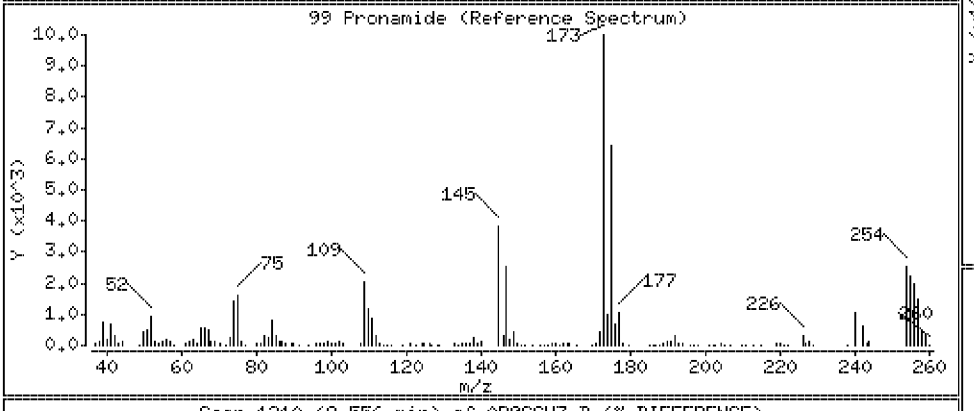

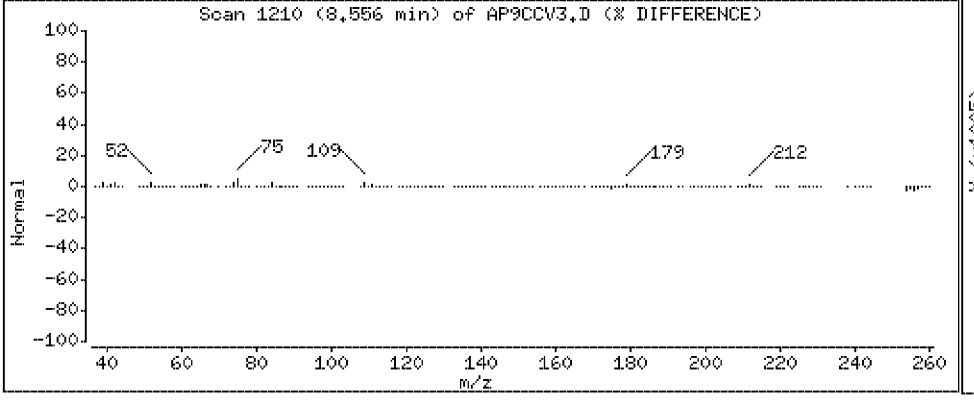

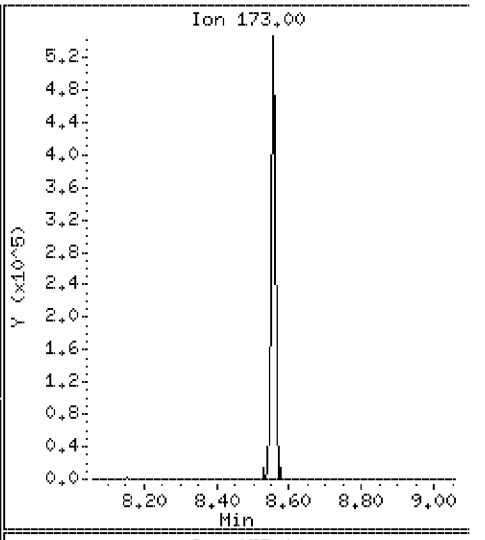

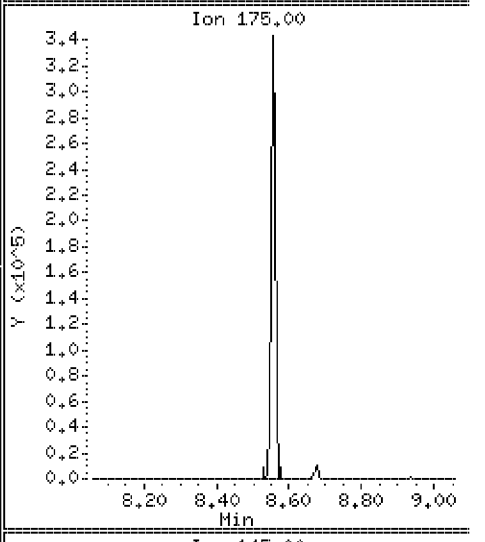

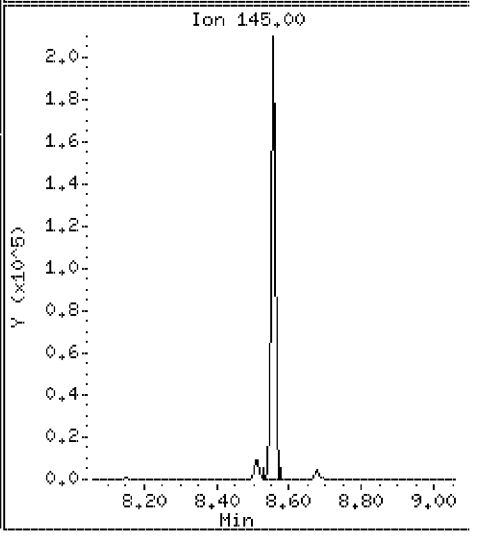

Data File: \\Svecd04\DD\chem\smsd03.i\S305031P.b\AP9CCV3.D

Date : 03-MAY-2012 16:47

Client ID: AP9CCV3 Instrument: smsd03.i

Sample Info: 45958

Purge Volume: 1000.0 Operator: PEL

Column phase: HPMS-5 Column diameter: 0.25

102 Dinoseb Concentration: 44.4 ug/l

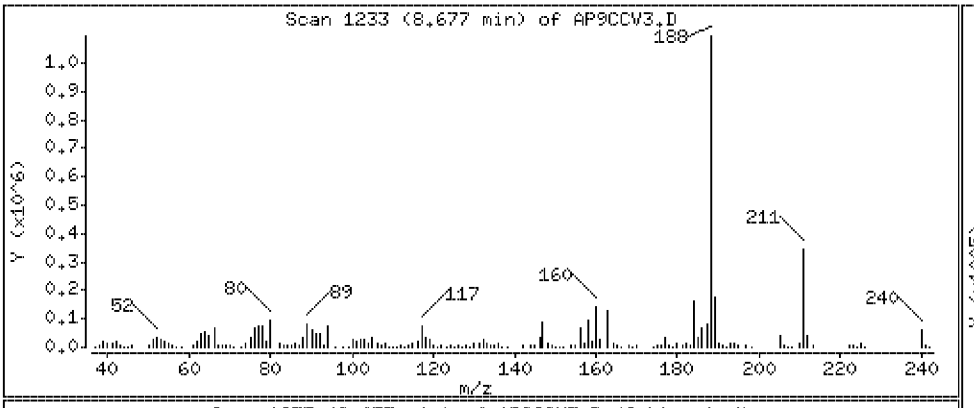

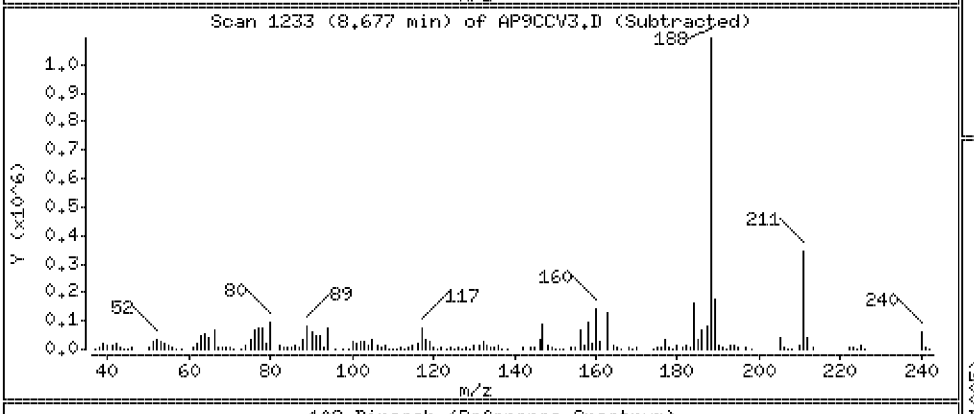

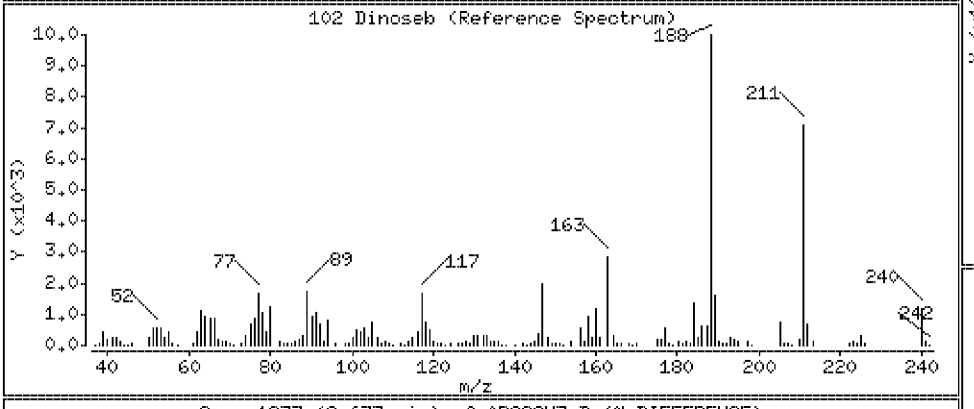

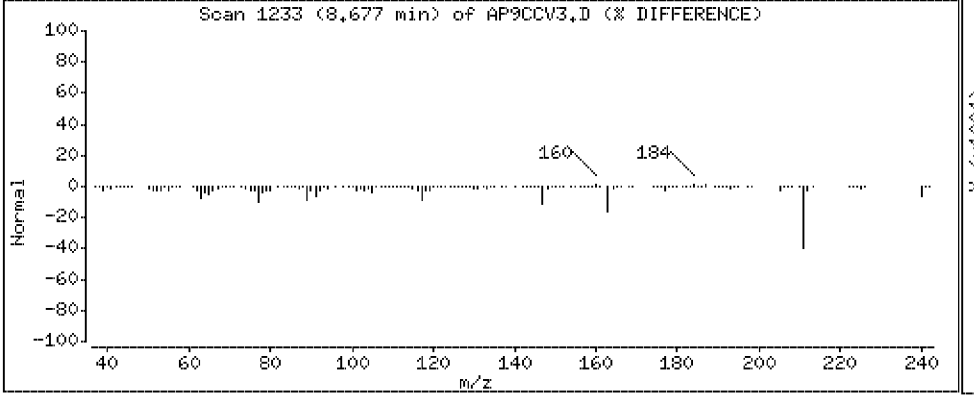

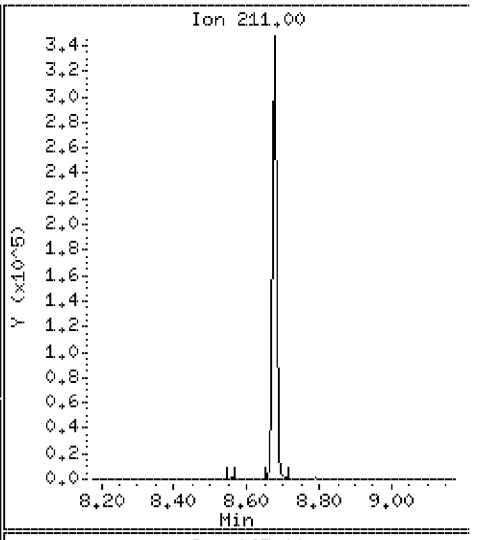

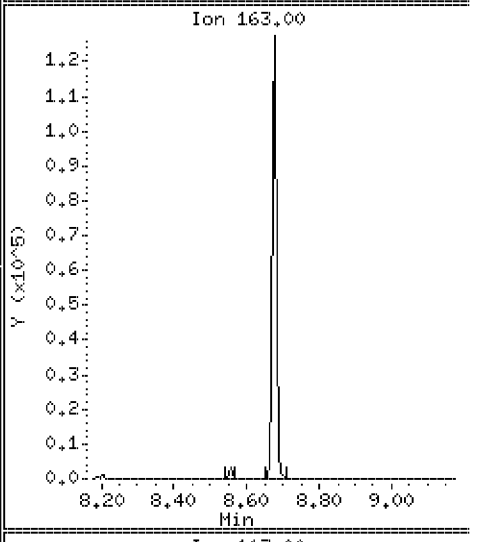

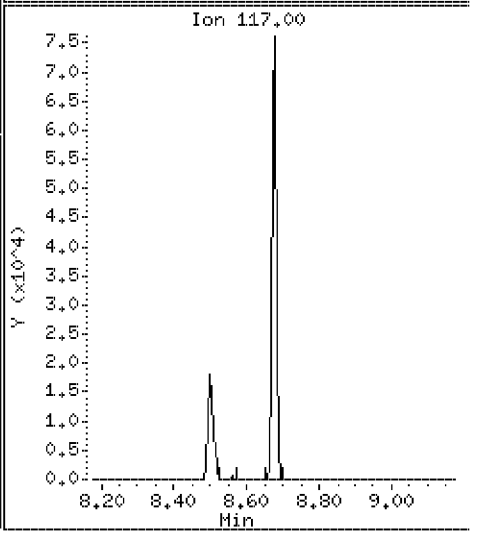

Data File: \\Svecd04\DD\chem\smsd03.i\S305031P.b\AP9CCV3.D

Date : 03-MAY-2012 16:47

Client ID: AP9CCV3 Instrument: smsd03.i

Sample Info: 45958

Purge Volume: 1000.0 Operator: PEL

Column phase: HPMS-5 Column diameter: 0.25

106 4-Nitroquinoline-1-oxide Concentration: 41.0 ug/l

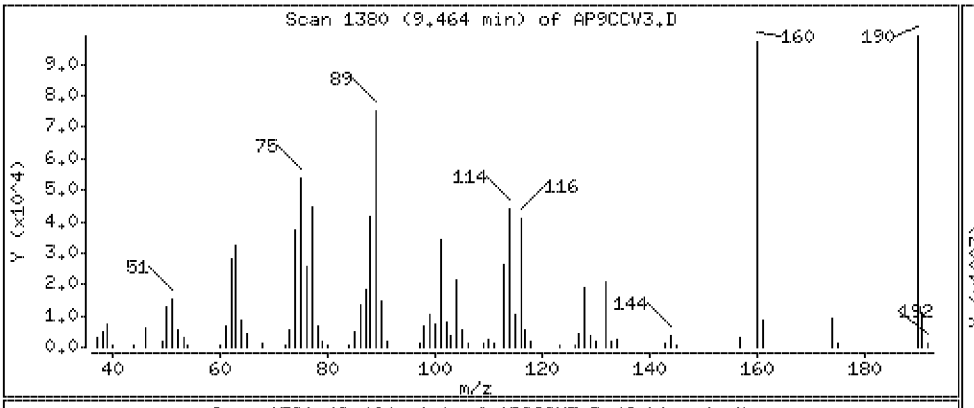

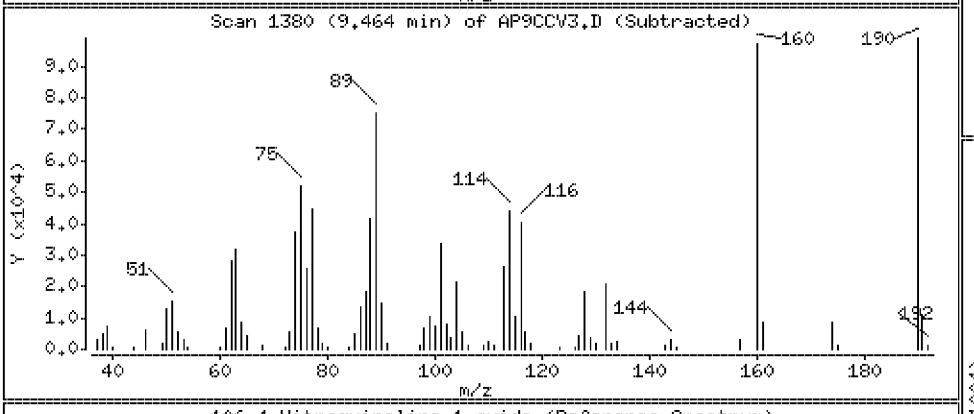

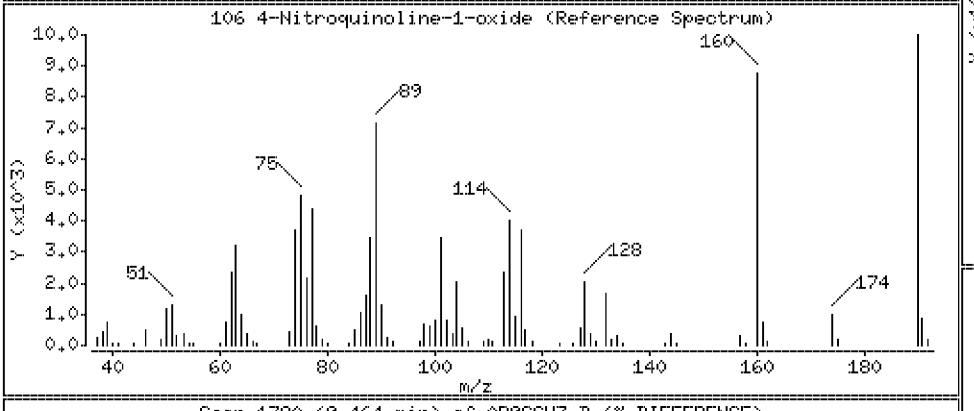

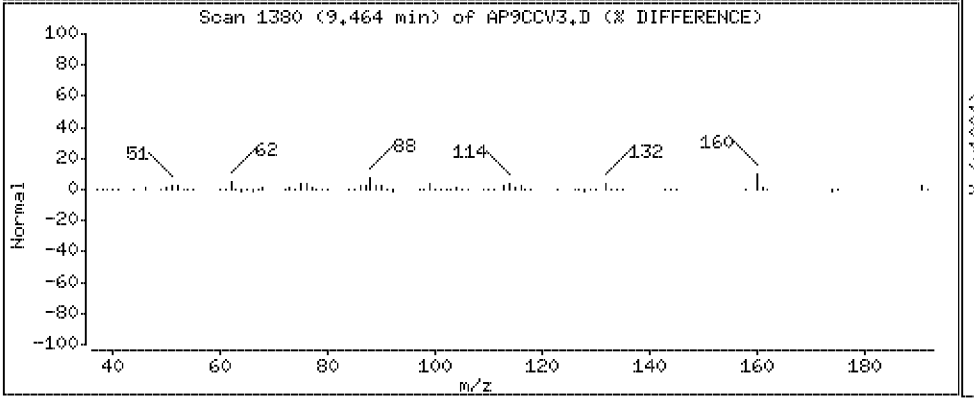

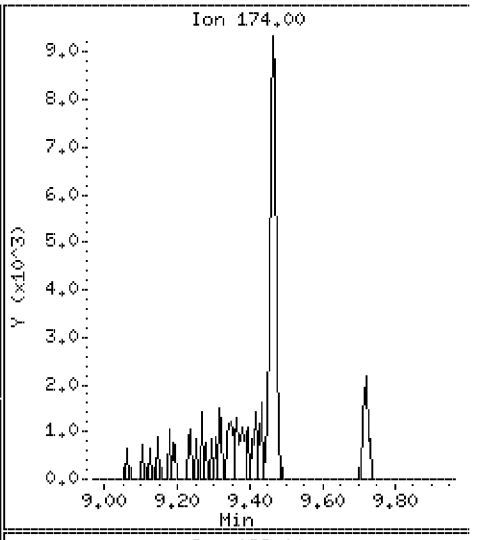

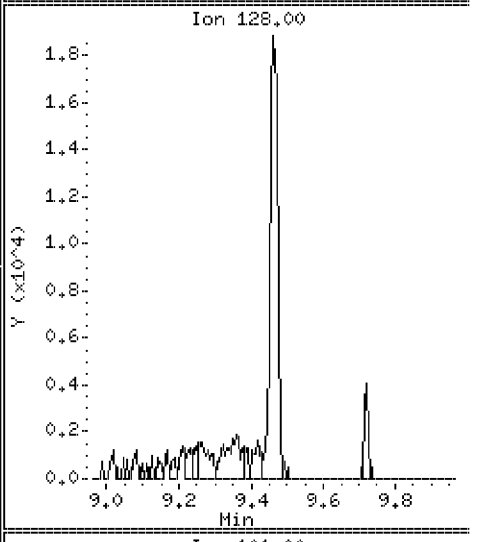

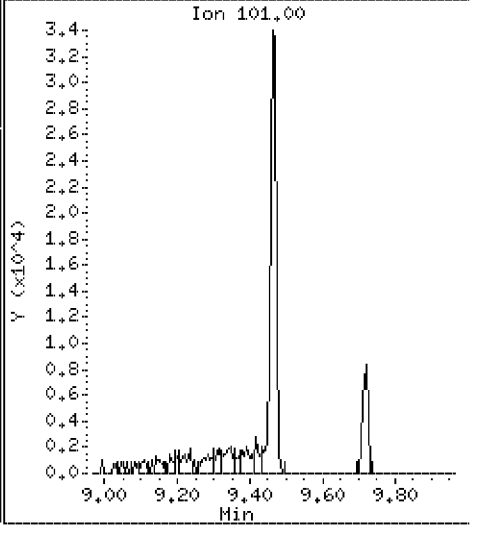

Data File: \\Svecd04\DD\chem\smsd03.i\S305031P.b\AP9CCV3.D

Date : 03-MAY-2012 16:47

Client ID: AP9CCV3

Instrument: smsd03.i

Sample Info: 45958

Purge Volume: 1000.0

Operator: PEL

Column phase: HPMS-5

Column diameter: 0.25

107 Methapyrilene

Concentration: 45.5 ug/l

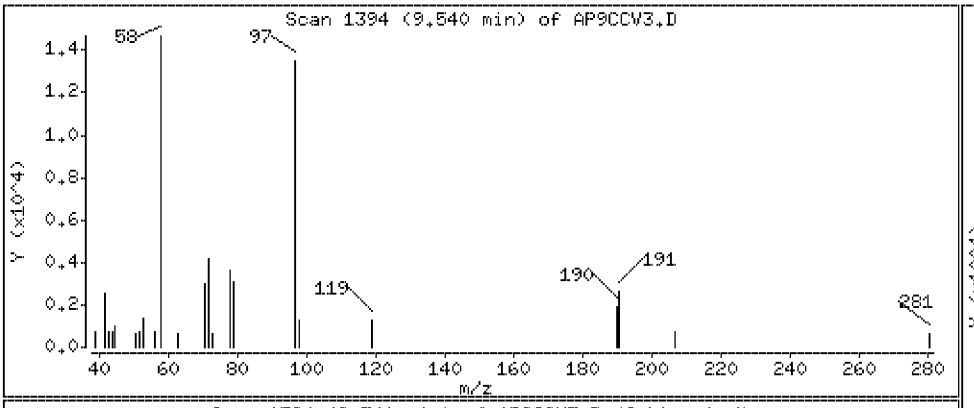

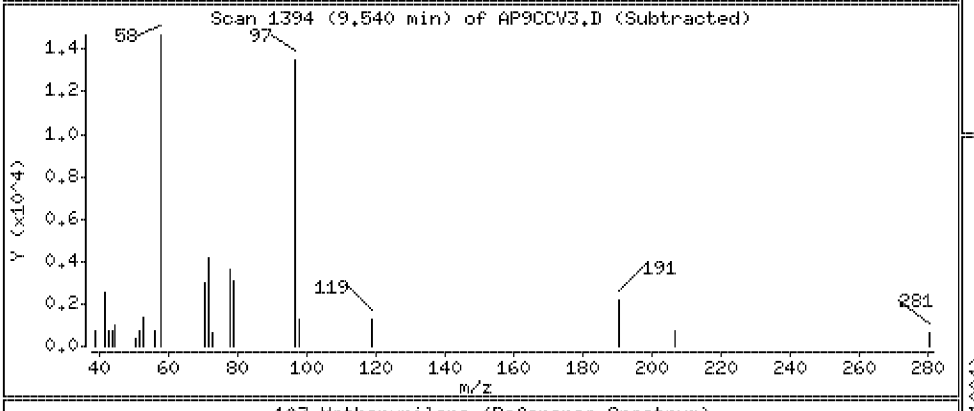

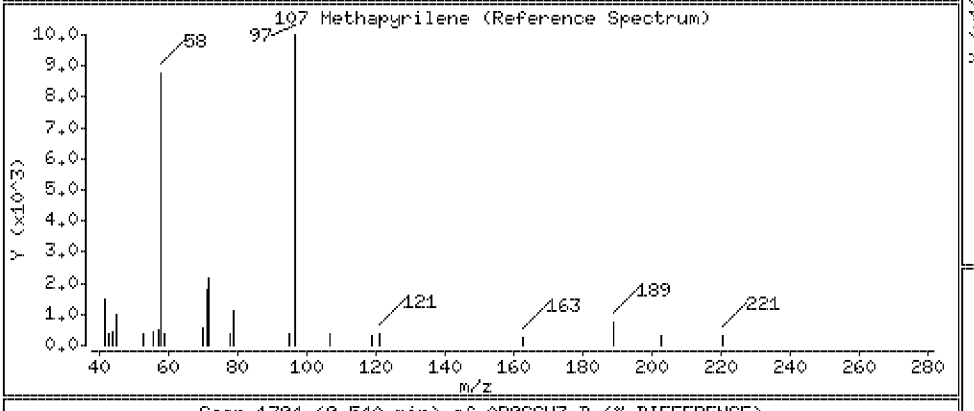

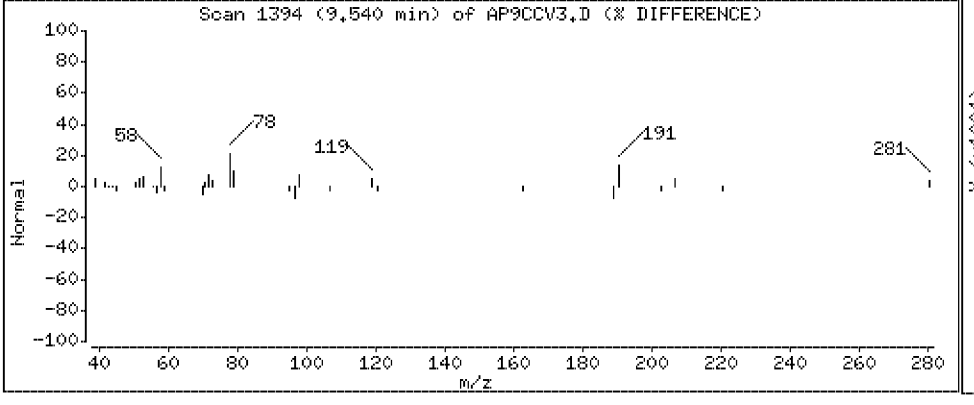

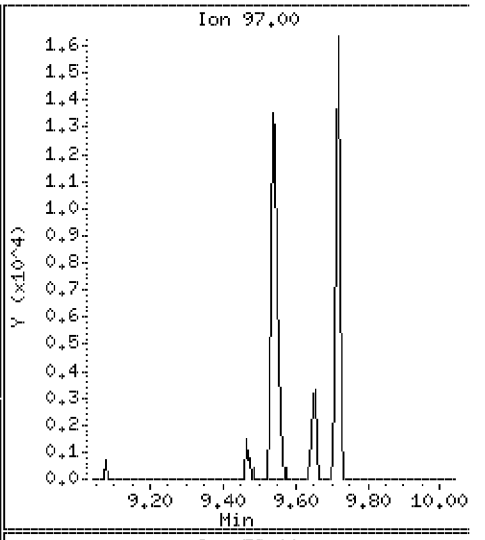

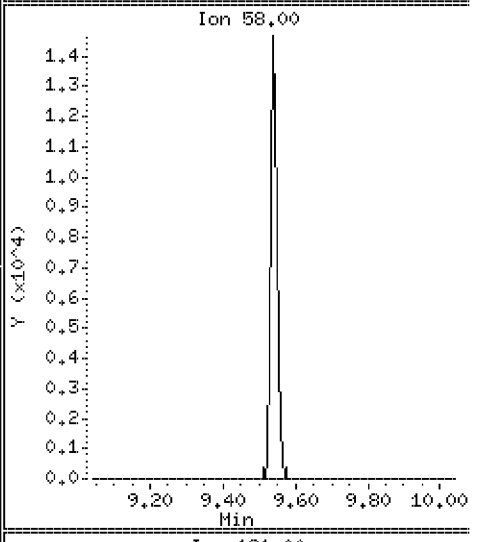

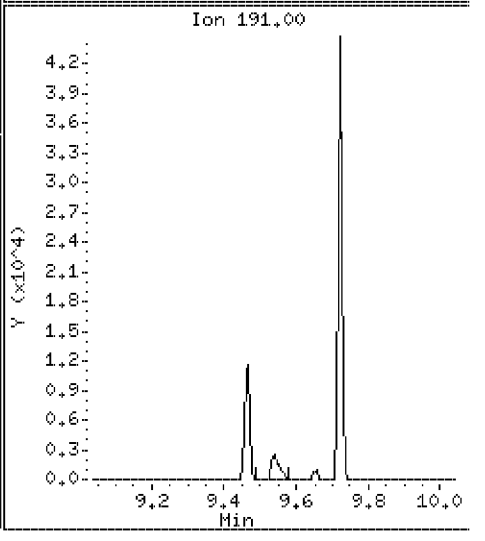

Data File: \\Svecd04\DD\chem\smsd03.i\S305031P.b\AP9CCV3.D

Date : 03-MAY-2012 16:47

Client ID: AP9CCV3 Instrument: smsd03.i

Sample Info: 45958

Purge Volume: 1000.0 Operator: PEL

Column phase: HPMS-5 Column diameter: 0.25

108 Isodrin Concentration: 43.2 ug/l

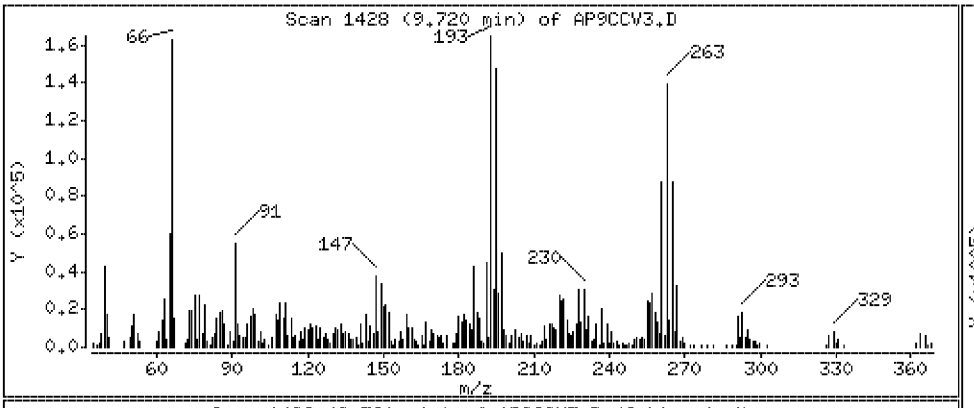

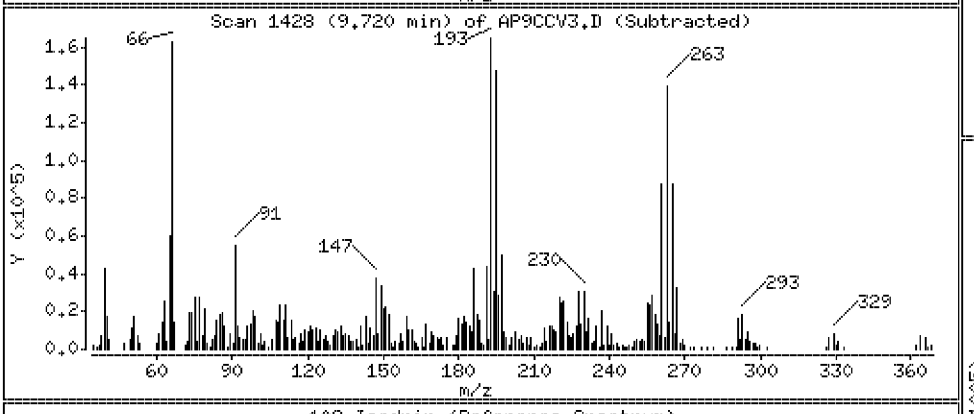

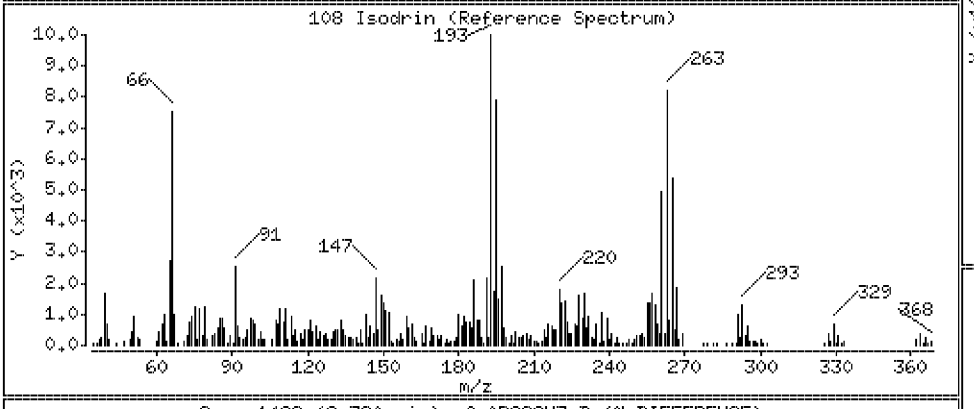

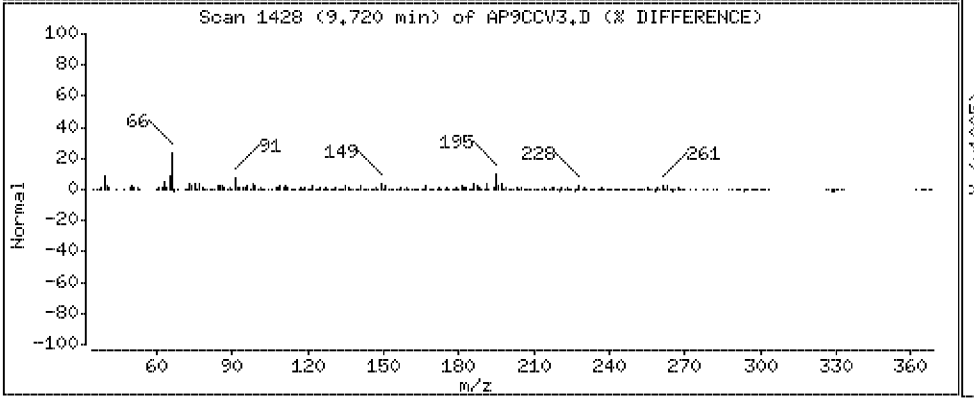

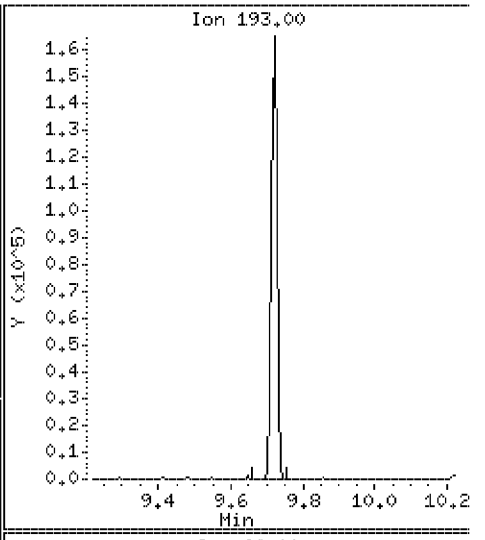

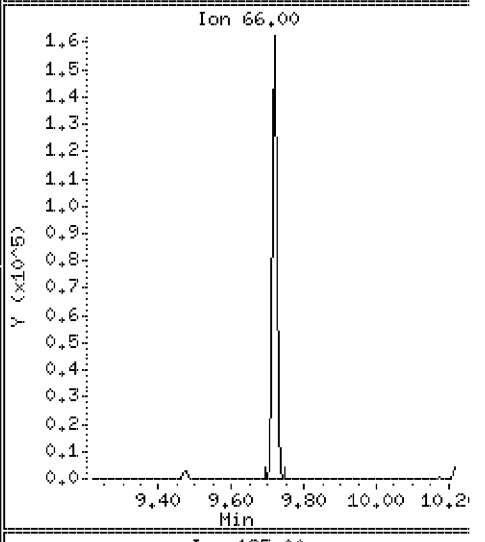

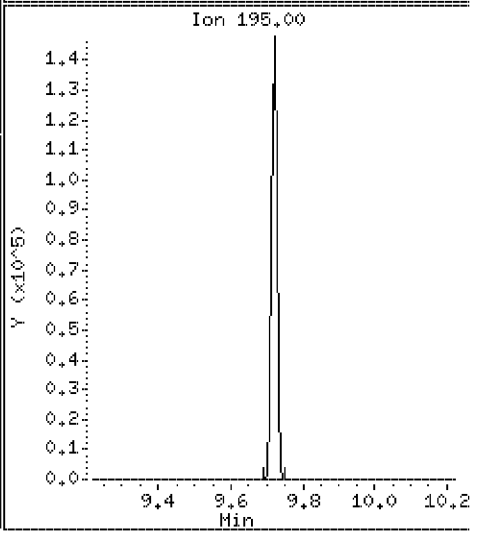

Data File: \\Svecd04\DD\chem\smsd03.i\S305031P.b\AP9CCV3.D

Date : 03-MAY-2012 16:47

Client ID: AP9CCV3

Instrument: smsd03.i

Sample Info: 45958

Purge Volume: 1000.0

Operator: PEL

Column phase: HPMS-5

Column diameter: 0.25

113 Aramite

Concentration: 45.5 ug/l

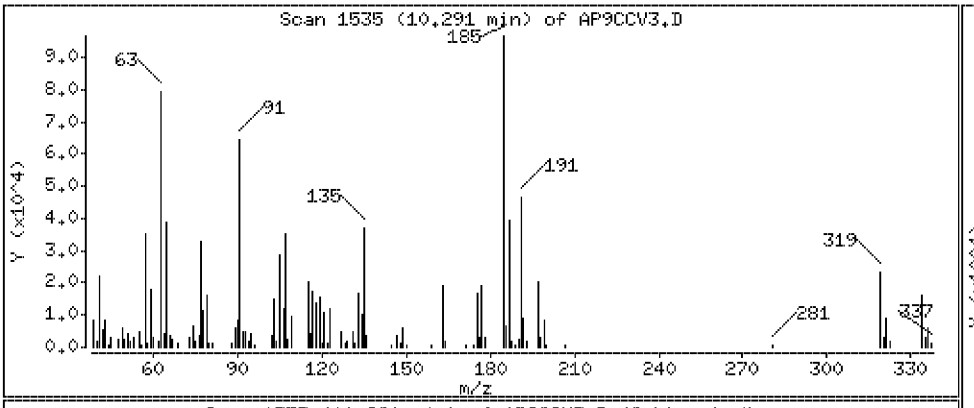

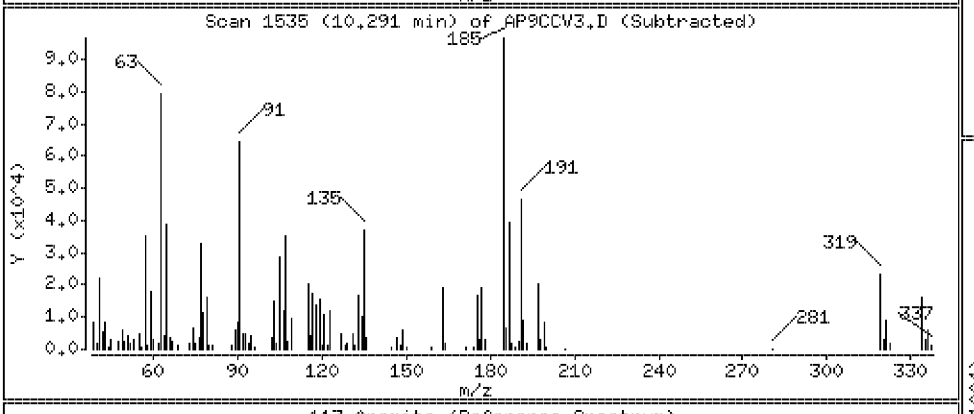

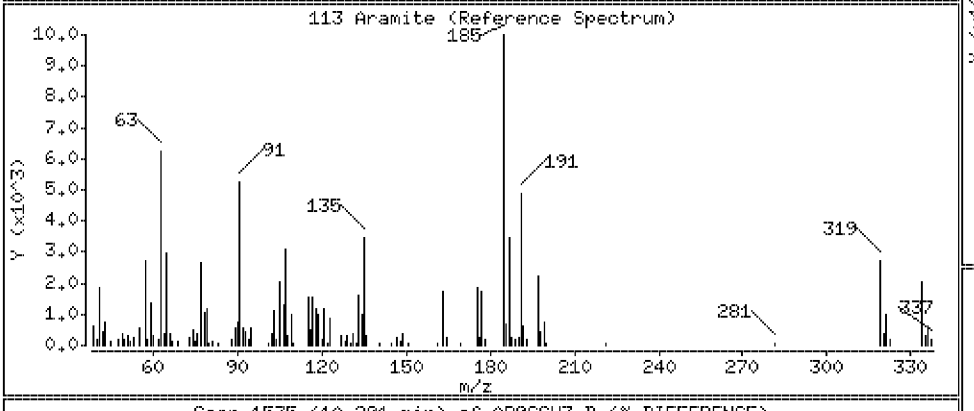

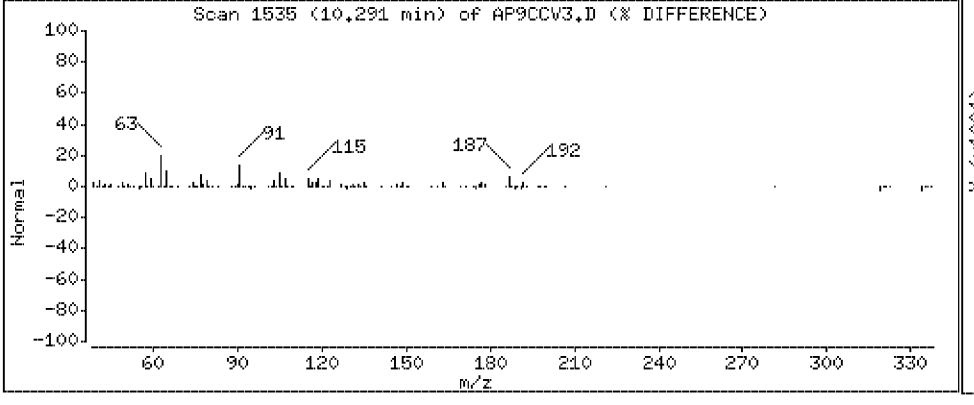

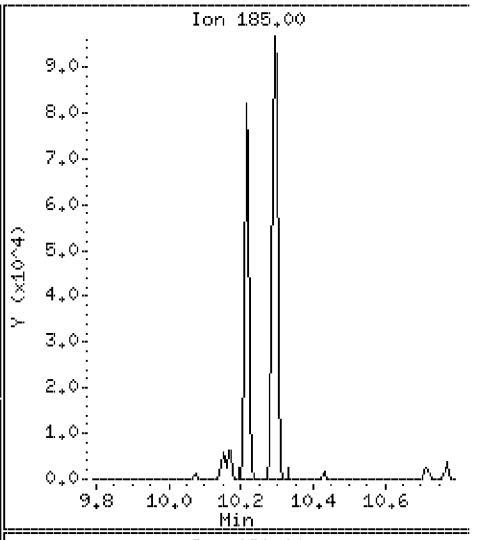

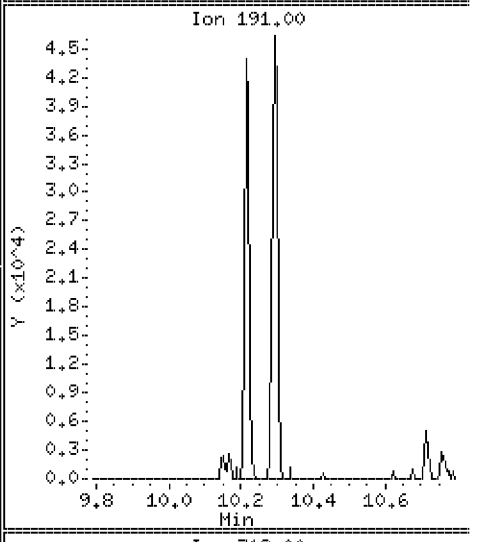

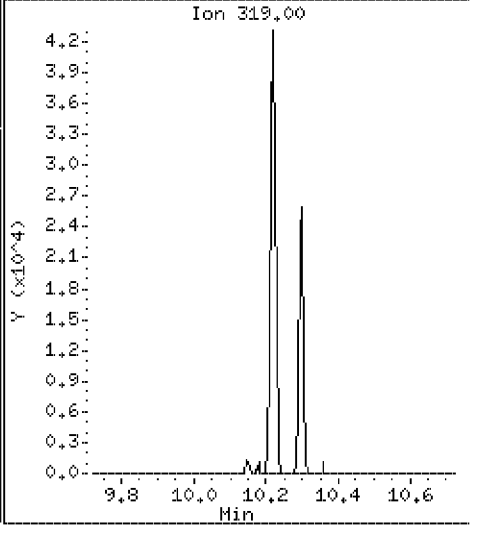

Data File: \\Svecd04\DD\chem\smsd03.i\S305031P.b\AP9CCV3.D

Date : 03-MAY-2012 16:47

Client ID: AP9CCV3 Instrument: smsd03.i

Sample Info: 45958

Purge Volume: 1000.0 Operator: PEL

Column phase: HPMS-5 Column diameter: 0.25

114 p-Dimethylamino azobenzene Concentration: 45.1 ug/l

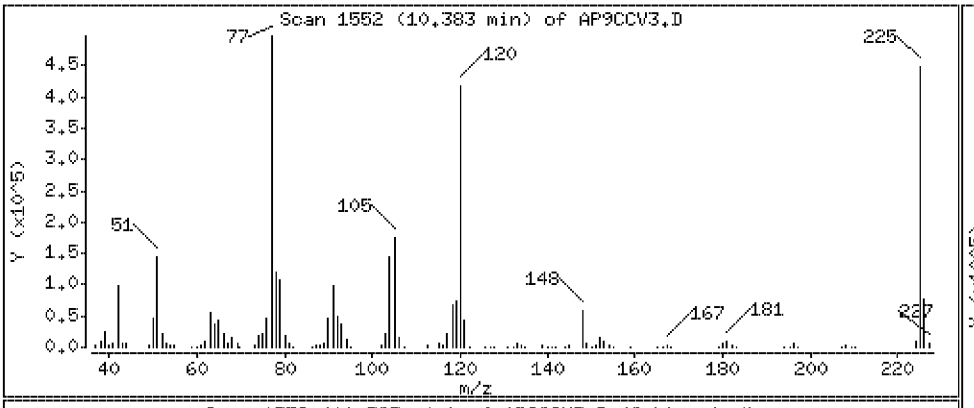

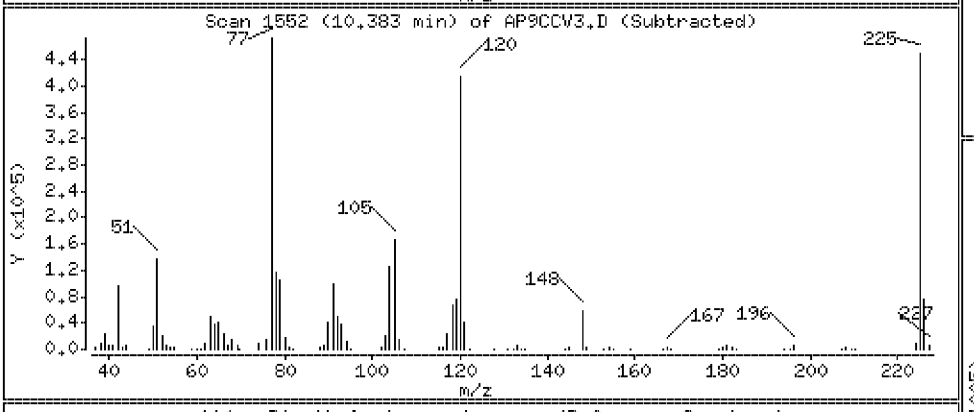

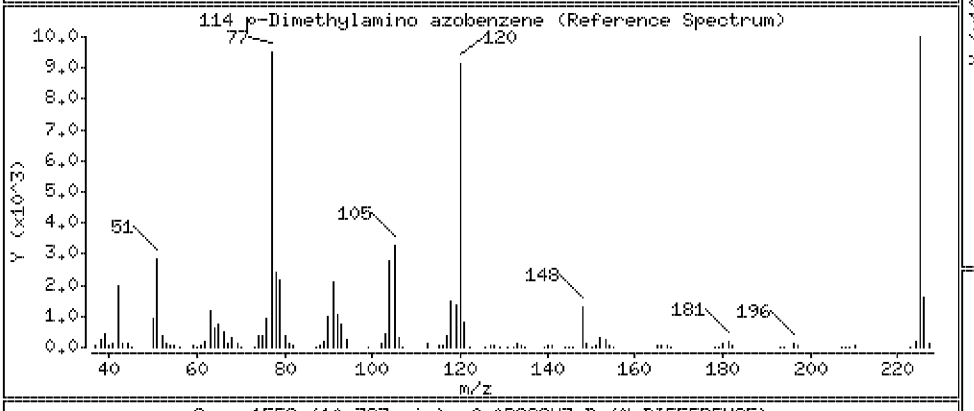

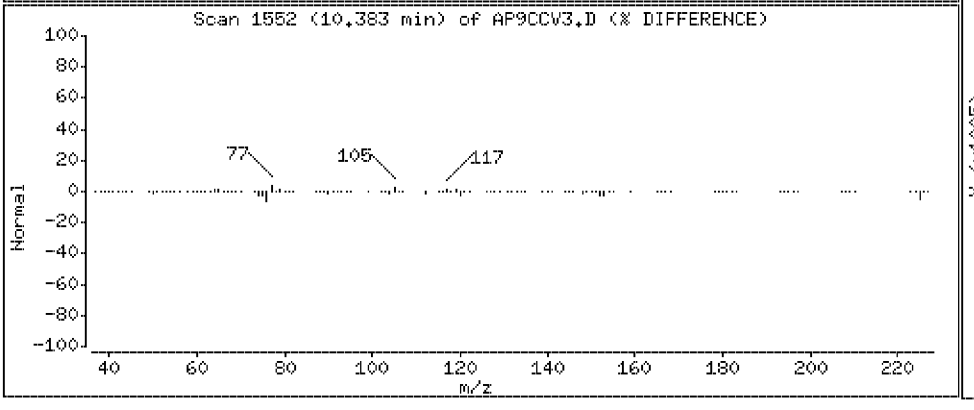

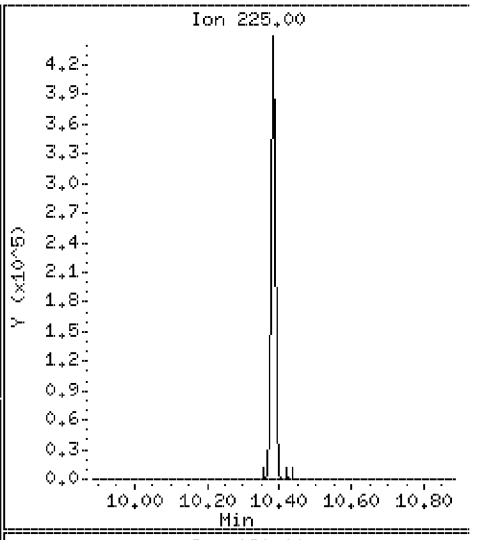

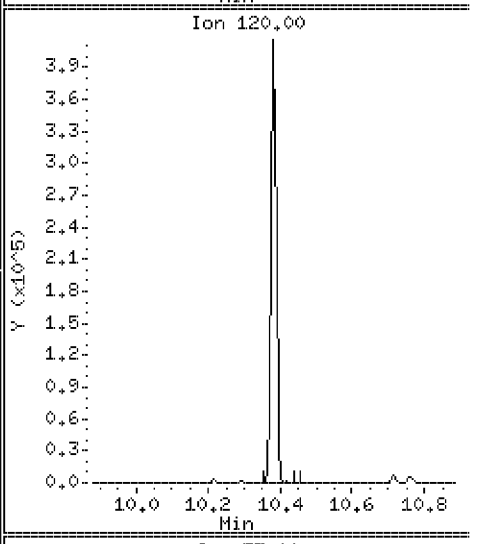

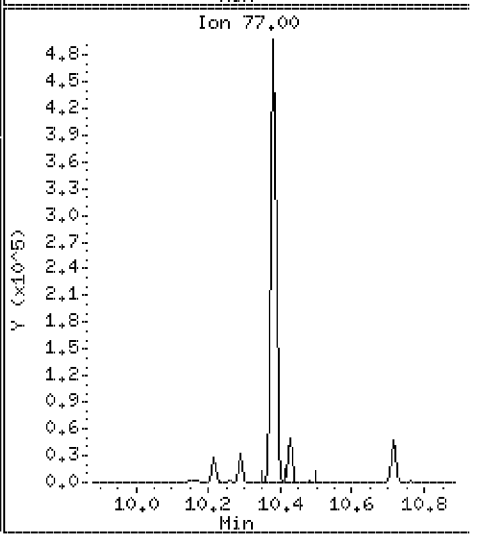

Data File: \\Svecd04\DD\chem\smsd03.i\S305031P.b\AP9CCV3.D

Date : 03-MAY-2012 16:47

Client ID: AP9CCV3 Instrument: smsd03.i

Sample Info: 45958

Purge Volume: 1000.0 Operator: PEL

Column phase: HPMS-5 Column diameter: 0.25

115 Chlorobenzilate Concentration: 44.8 ug/l

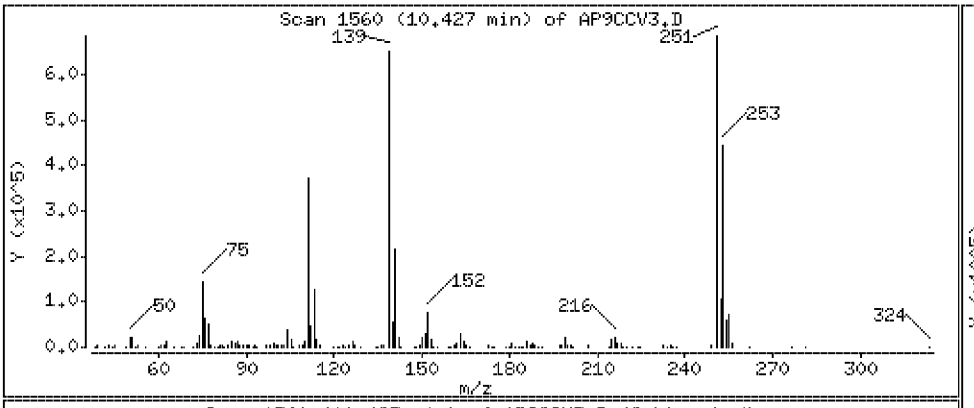

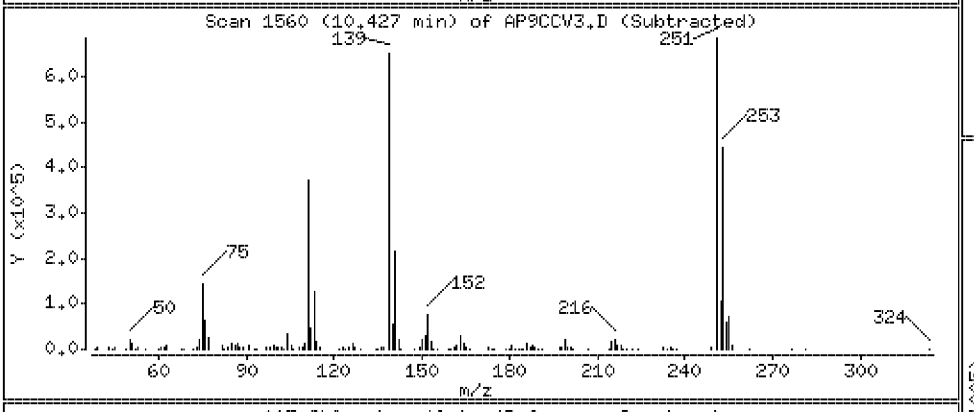

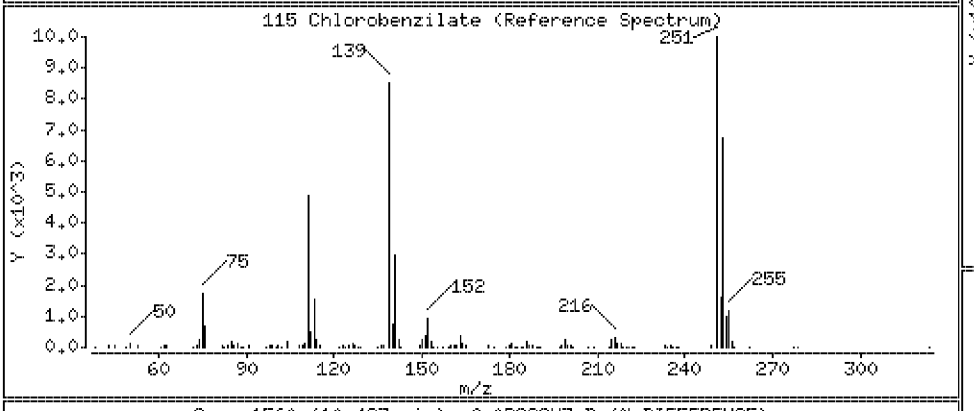

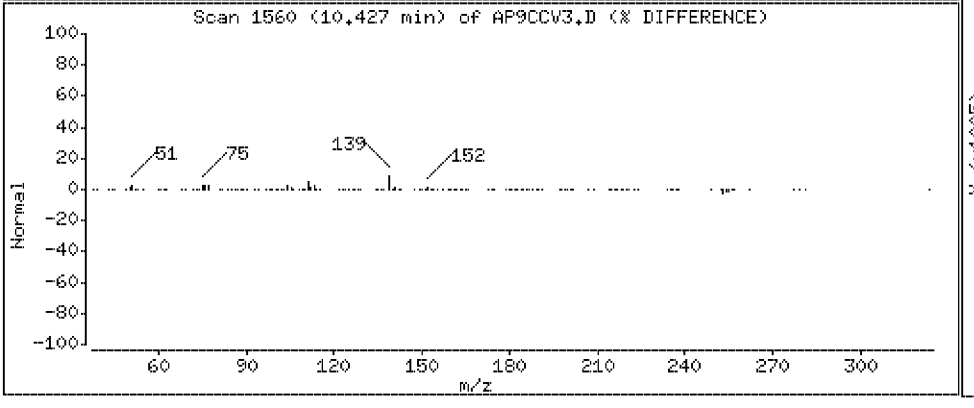

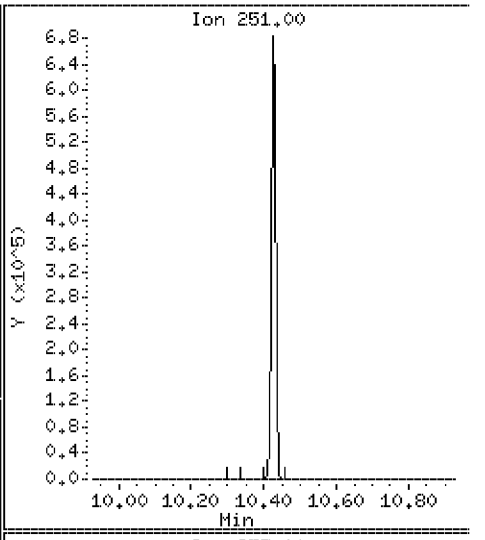

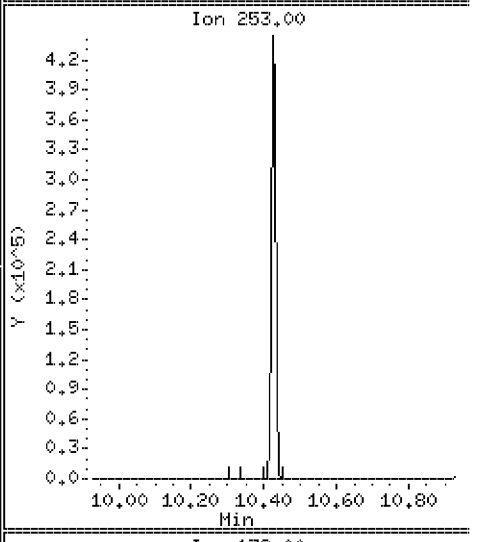

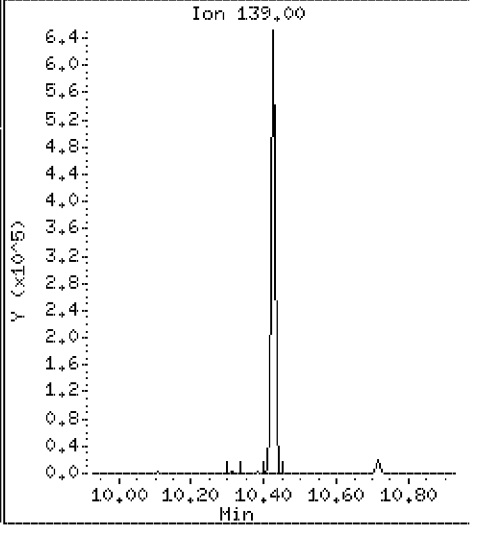

Data File: \\Svecd04\DD\chem\smsd03.i\S305031P.b\AP9CCV3.D

Date : 03-MAY-2012 16:47

Client ID: AP9CCV3 | Instrument: smsd03.i

Sample Info: 45958

Purge Volume: 1000.0 | Operator: PEL

Column phase: HPMS-5 | Column diameter: 0.25

116 Kepone | Concentration: 27.4 ug/l

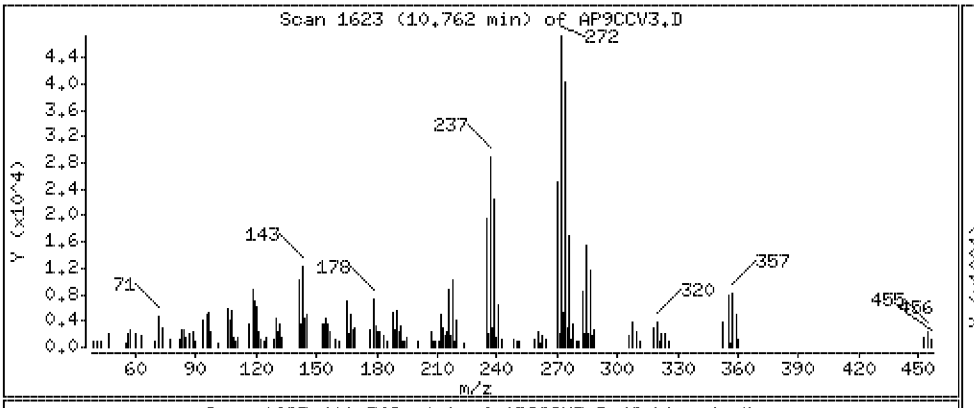

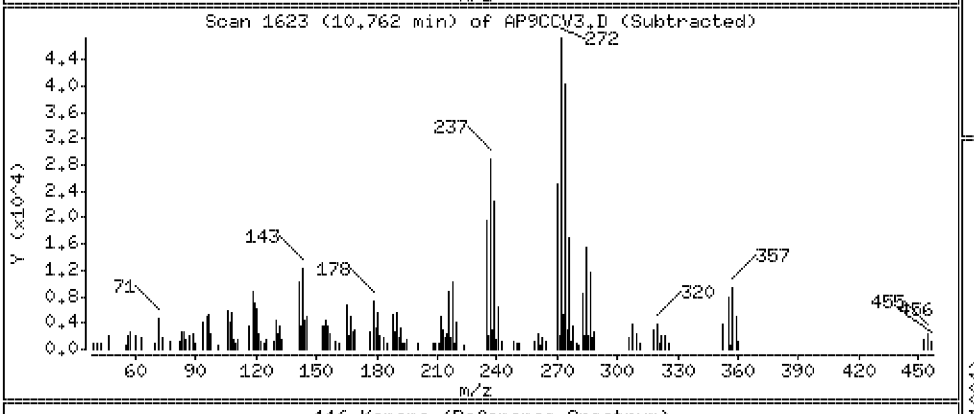

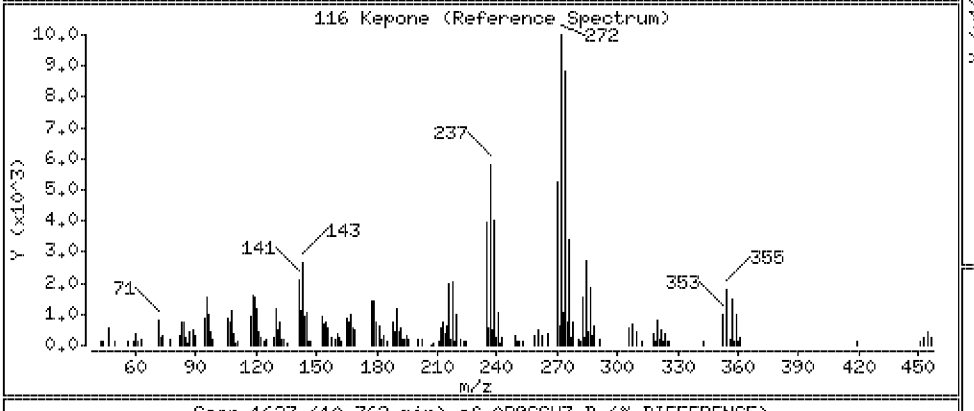

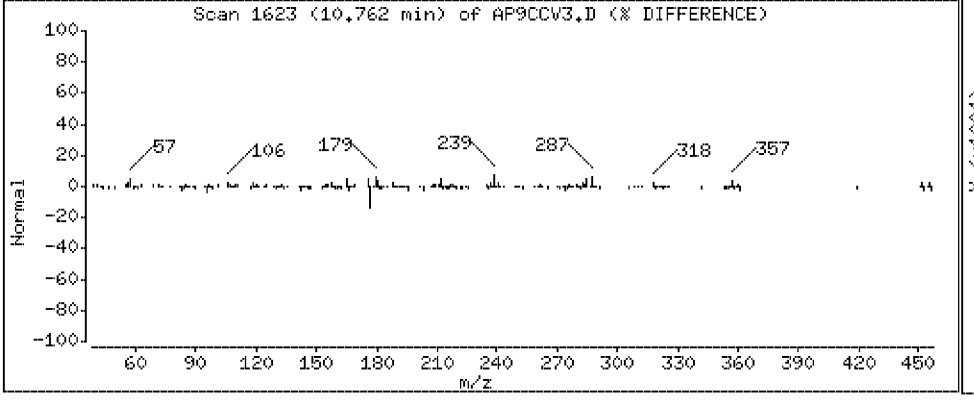

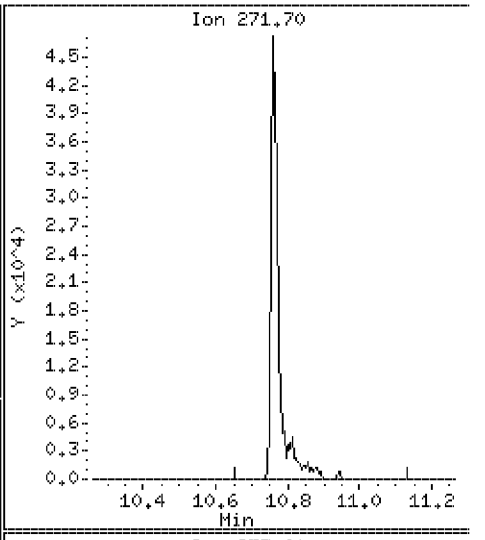

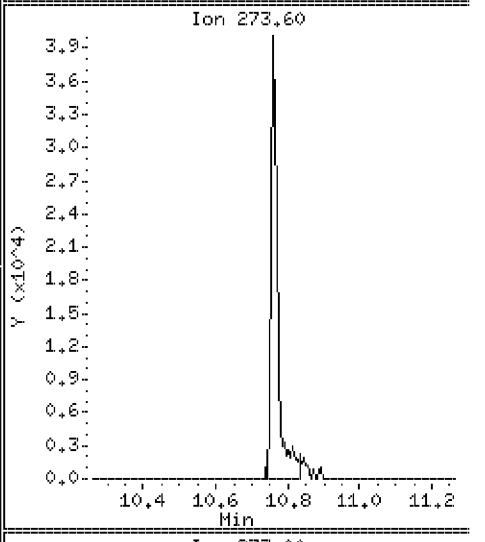

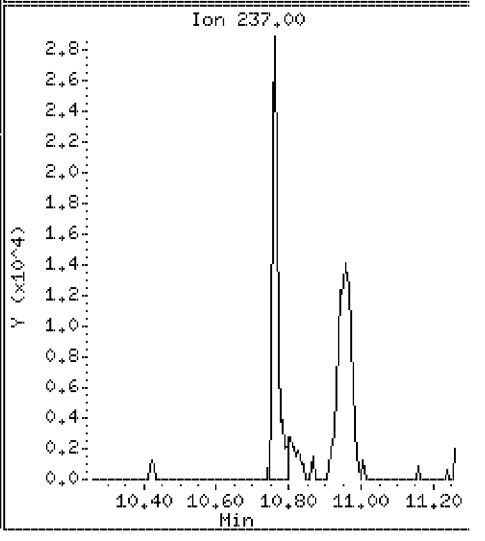

Data File: \\Svecd04\DD\chem\smsd03.i\S305031P.b\AP9CCV3.D

Date : 03-MAY-2012 16:47

Client ID: AP9CCV3 Instrument: smsd03.i

Sample Info: 45958

Purge Volume: 1000.0 Operator: PEL

Column phase: HPMS-5 Column diameter: 0.25

117 3,3-Dimethylbenzidine Concentration: 45.6 ug/l

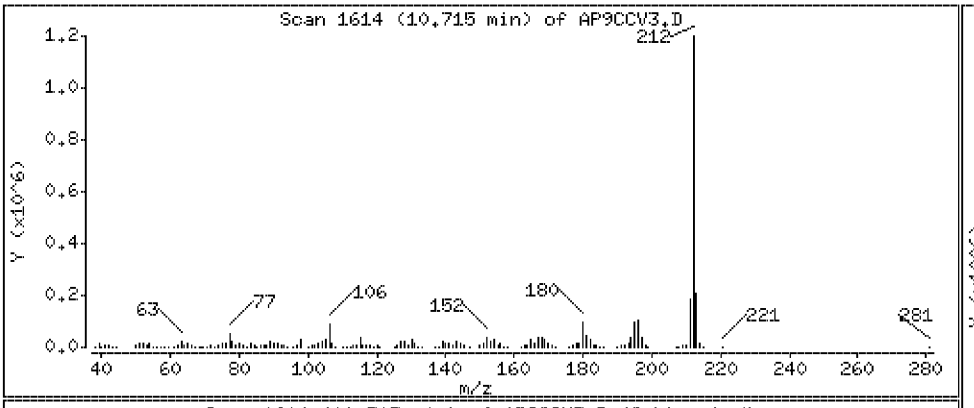

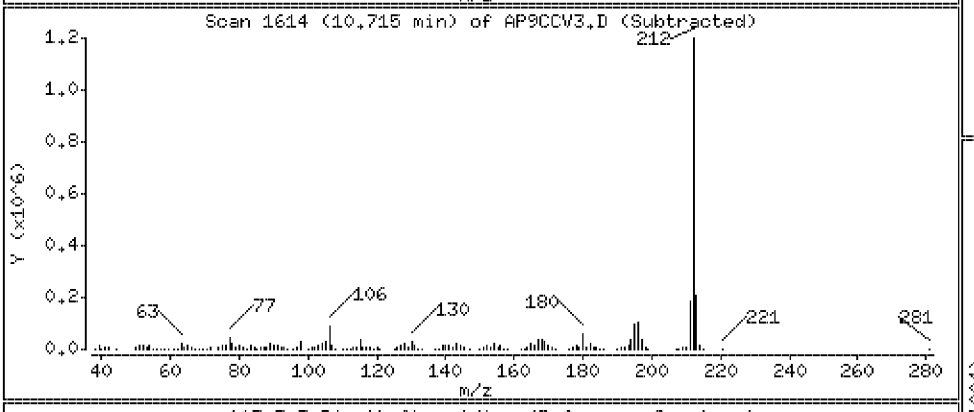

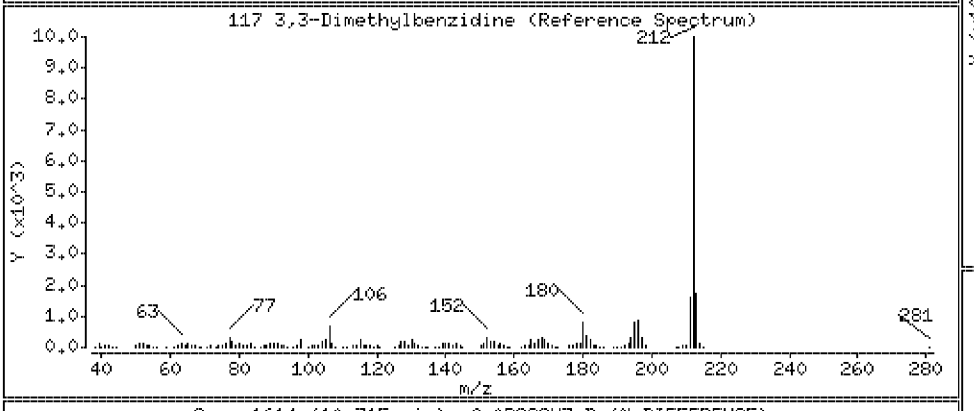

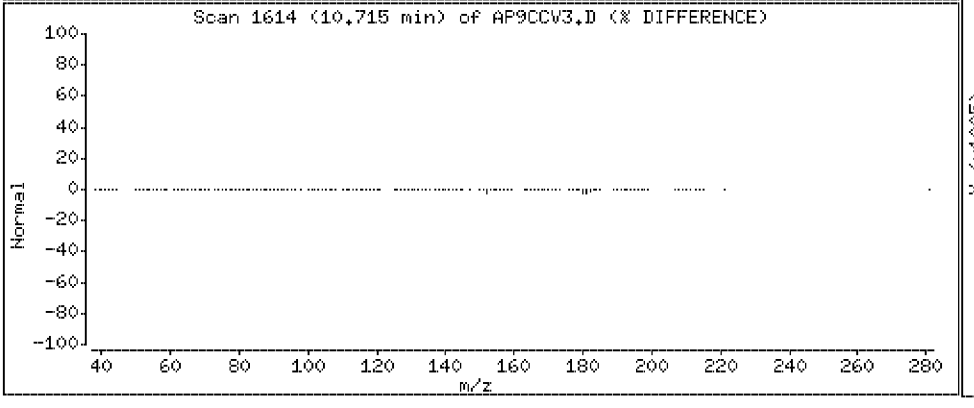

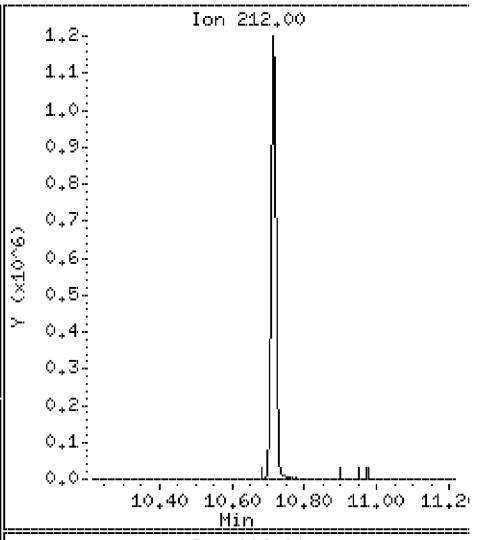

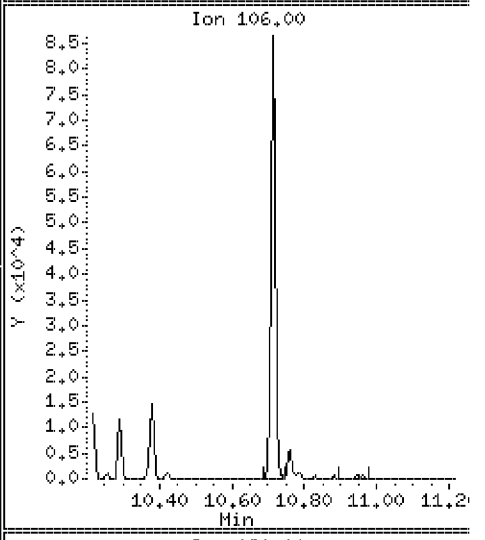

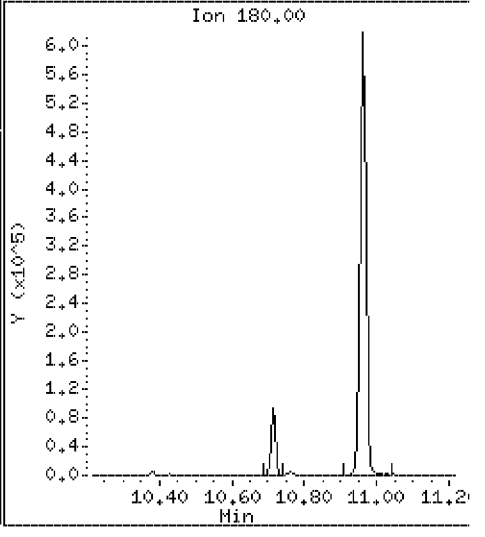

Data File: \\Svecd04\DD\chem\smsd03.i\S305031P.b\AP9CCV3.D

Date : 03-MAY-2012 16:47

Client ID: AP9CCV3

Instrument: smsd03.i

Sample Info: 45958

Purge Volume: 1000.0

Operator: PEL

Column phase: HPMS-5

Column diameter: 0.25

119 2-Acetylaminofluorene

Concentration: 45.7 ug/l

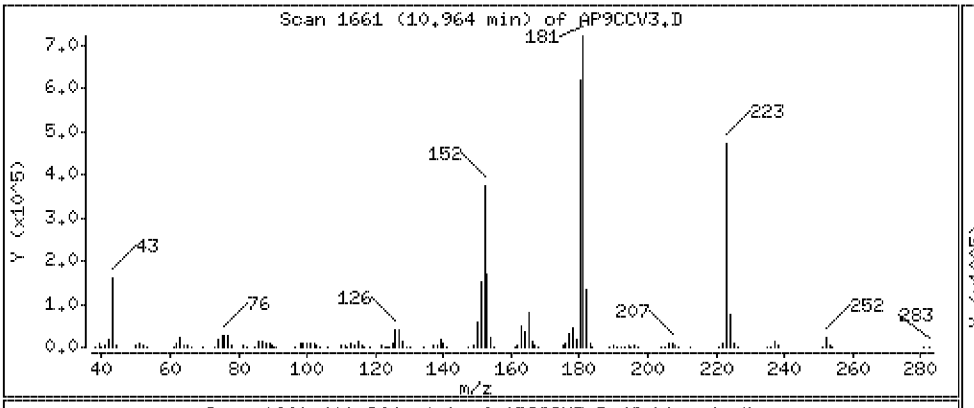

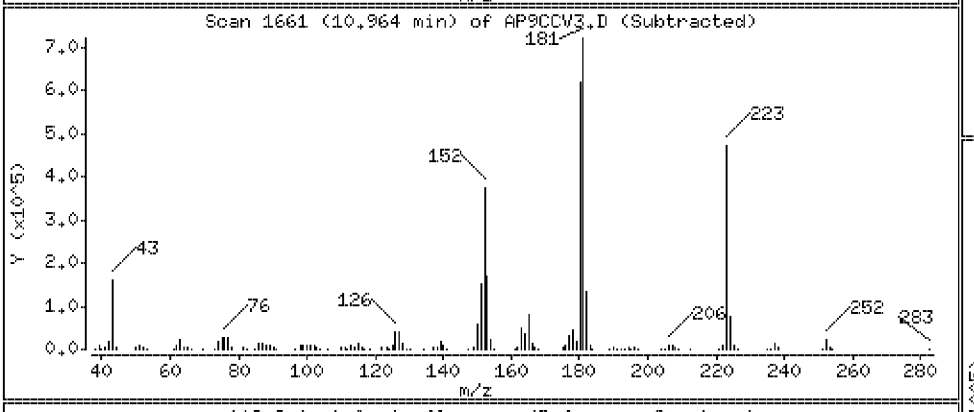

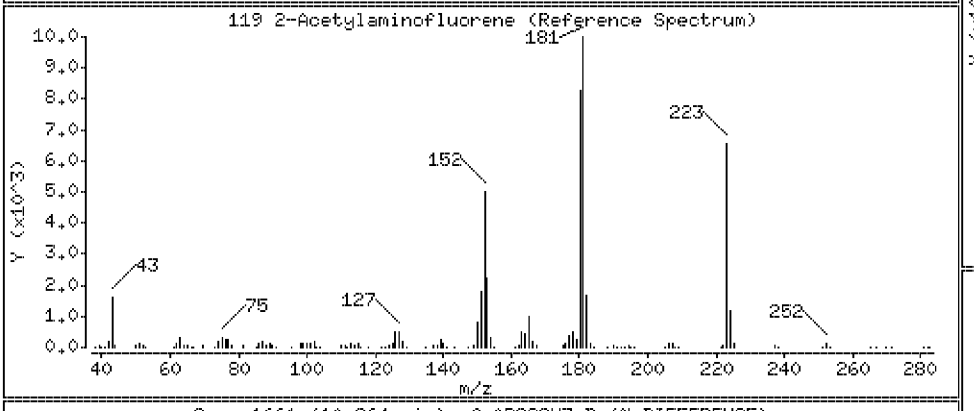

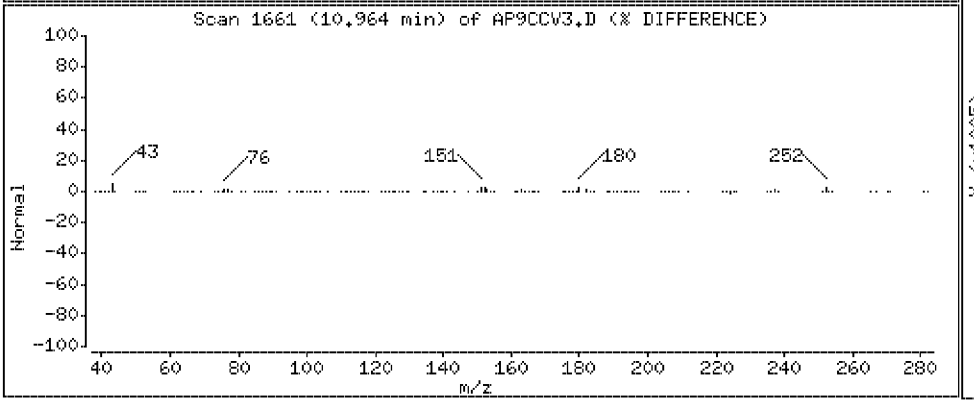

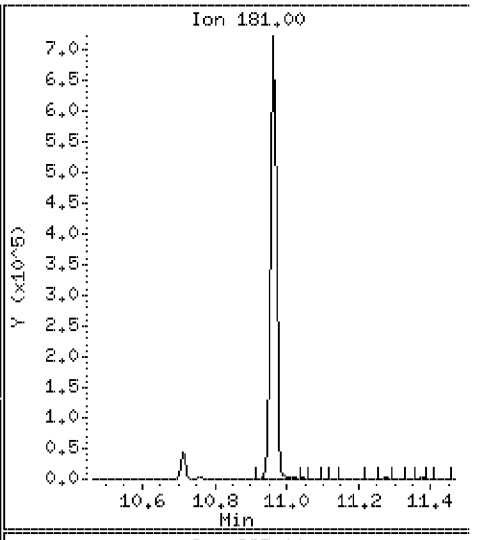

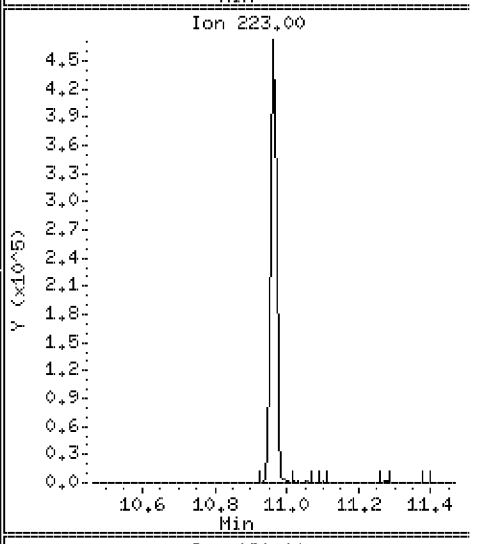

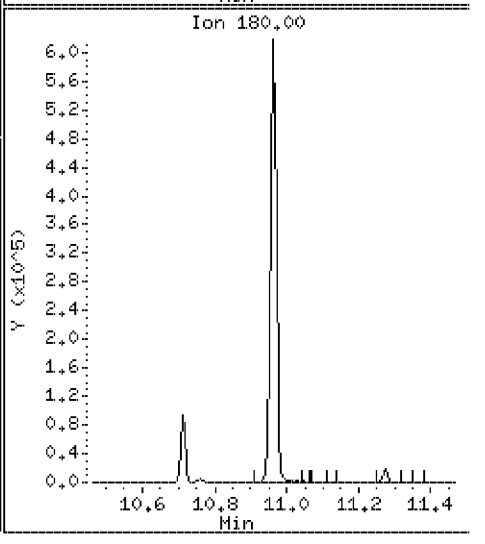

Data File: \\Svecd04\DD\chem\smsd03.i\S305031P.b\AP9CCV3.D

Date : 03-MAY-2012 16:47

Client ID: AP9CCV3 Instrument: smsd03.i

Sample Info: 45958

Purge Volume: 1000.0 Operator: PEL

Column phase: HPMS-5 Column diameter: 0.25

126 7,12-Dimethylbenz(a)anthracen Concentration: 45.2 ug/l

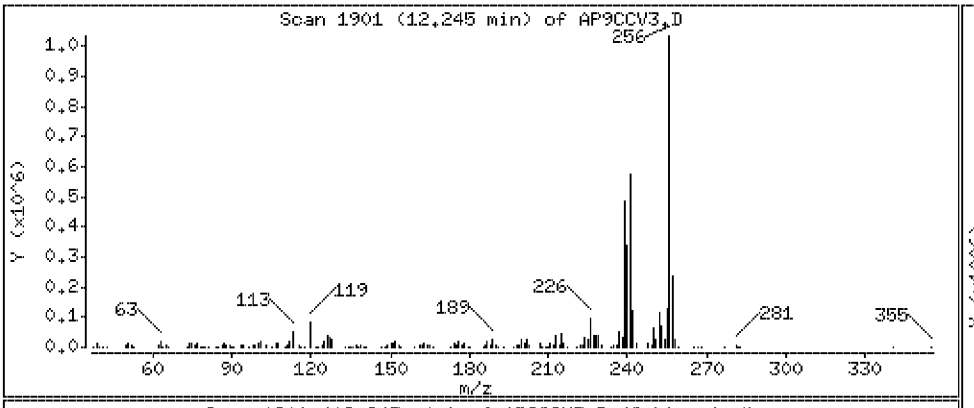

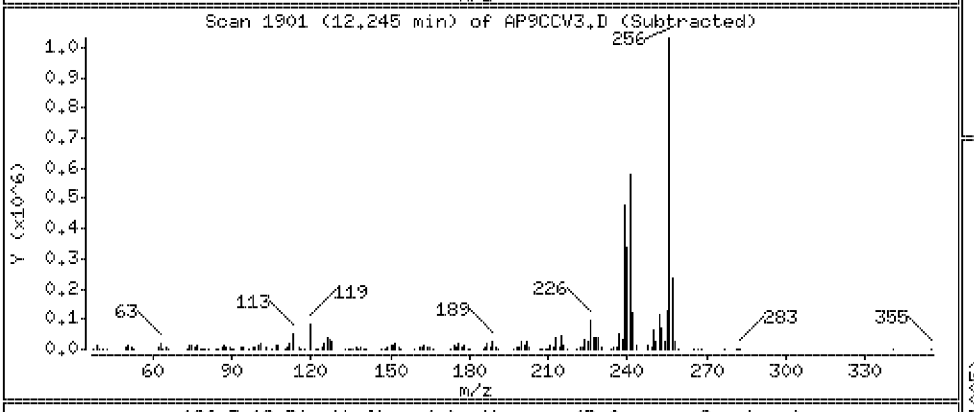

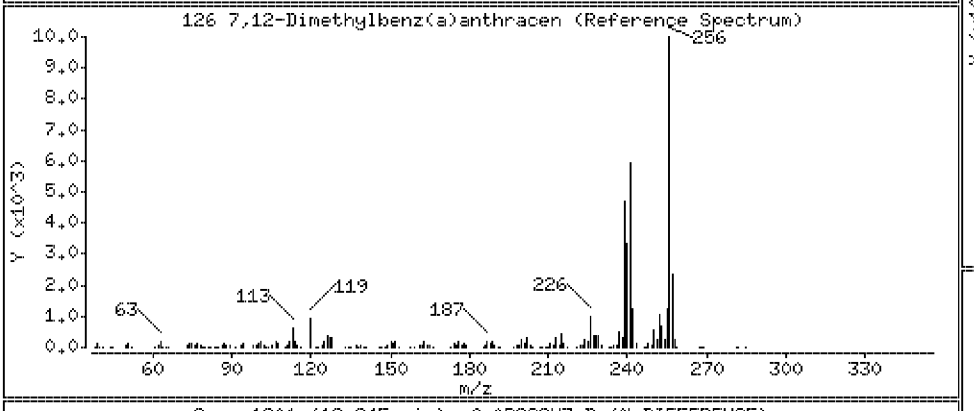

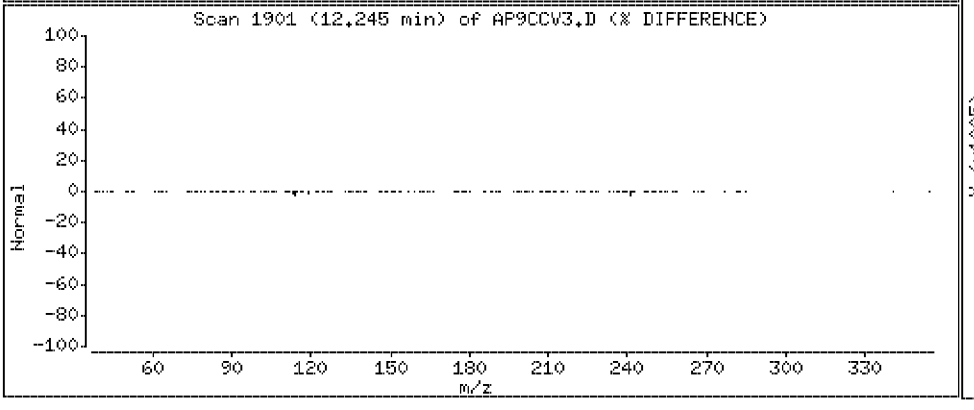

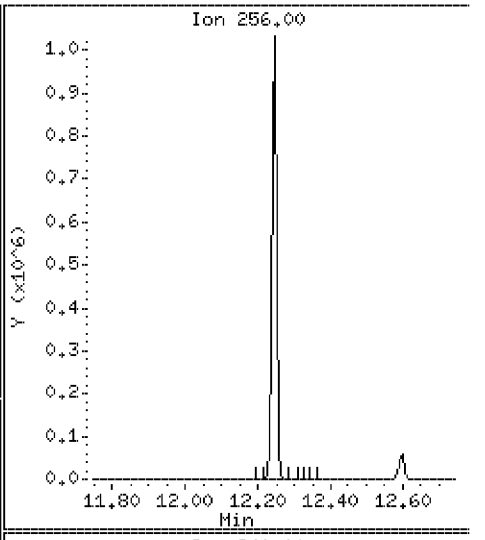

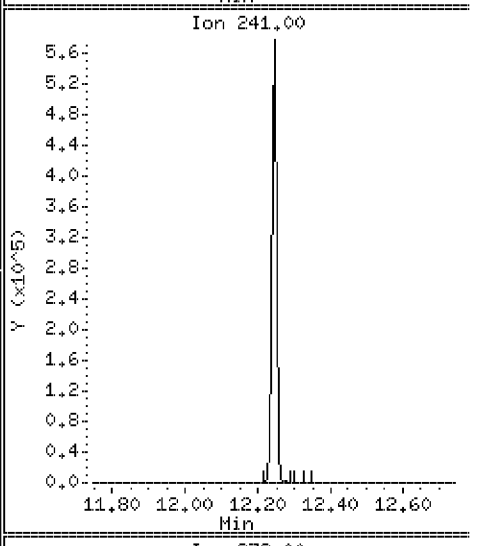

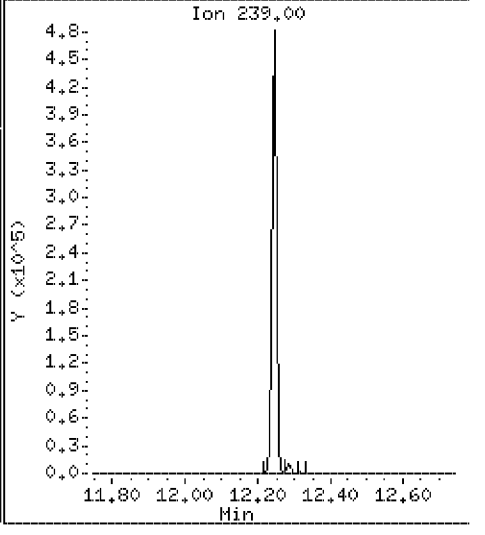

Data File: \\Svecd04\DD\chem\smsd03.i\S305031P.b\AP9CCV3.D

Date : 03-MAY-2012 16:47

Client ID: AP9CCV3 Instrument: smsd03.i

Sample Info: 45958

Purge Volume: 1000.0 Operator: PEL

Column phase: HPMS-5 Column diameter: 0.25

131 3-Methylcholanthrene Concentration: 45.0 ug/l

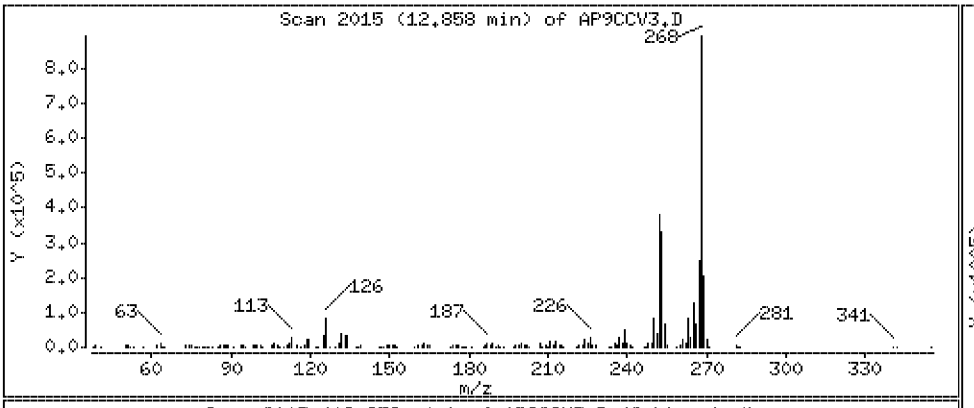

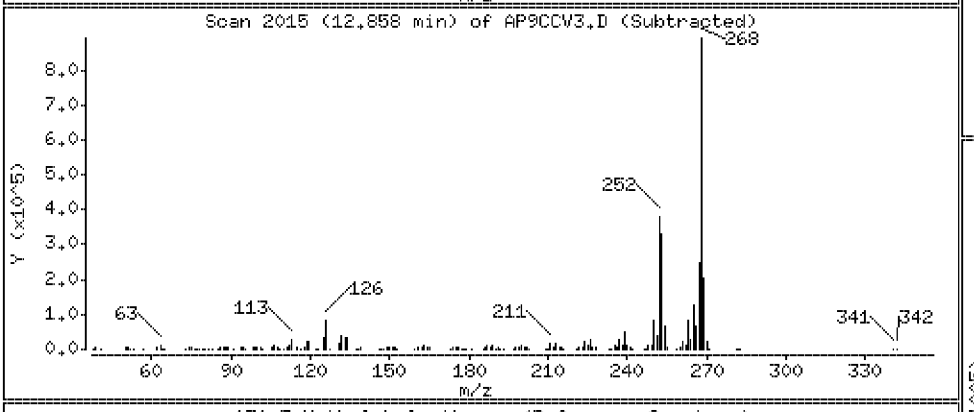

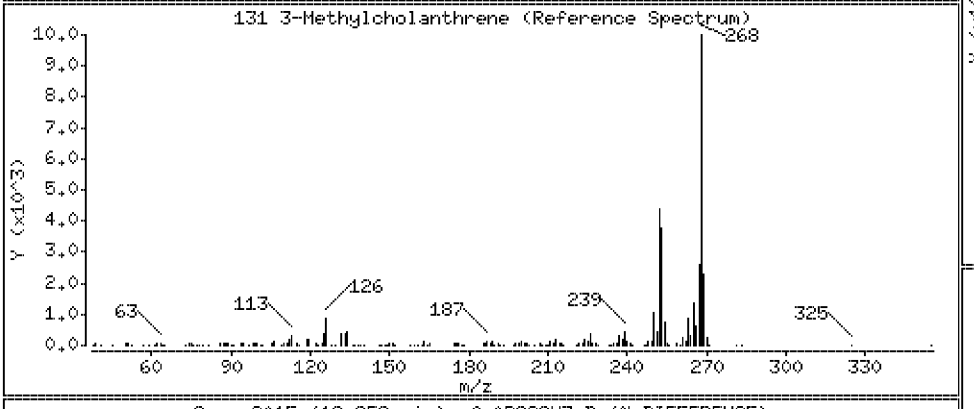

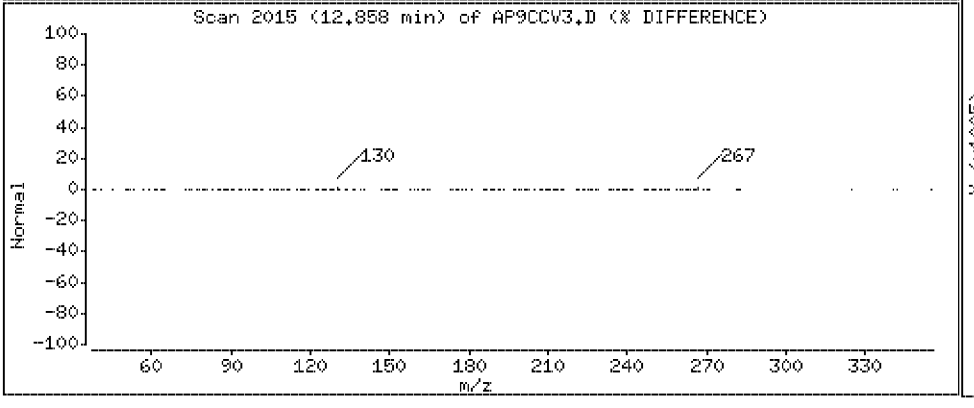

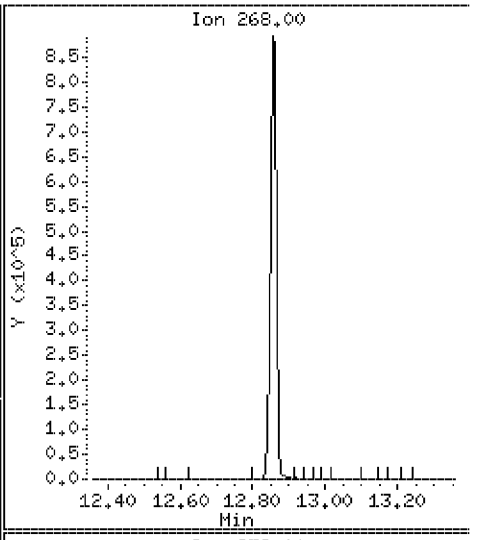

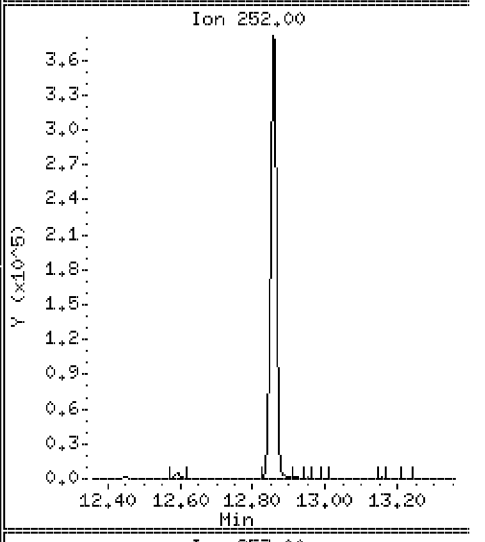

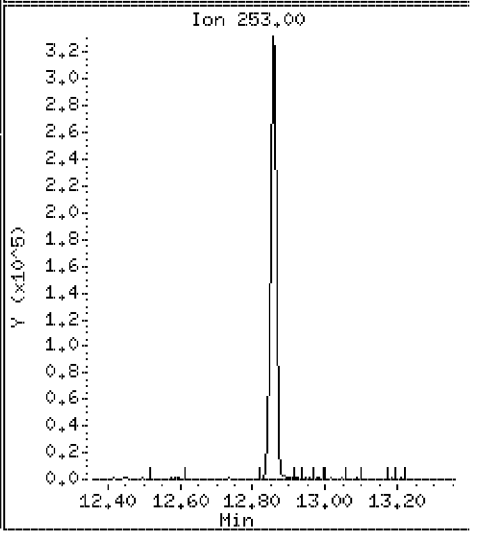

Data File: \\Svecd04\DD\chem\smsd03.i\S305031P.b\AP9CCV3.D

Date : 03-MAY-2012 16:47

Client ID: AP9CCV3 Instrument: smsd03.i

Sample Info: 45958

Purge Volume: 1000.0 Operator: PEL

Column phase: HPMS-5 Column diameter: 0.25

132 Dibenz(a,j)acridine Concentration: 47.1 ug/l

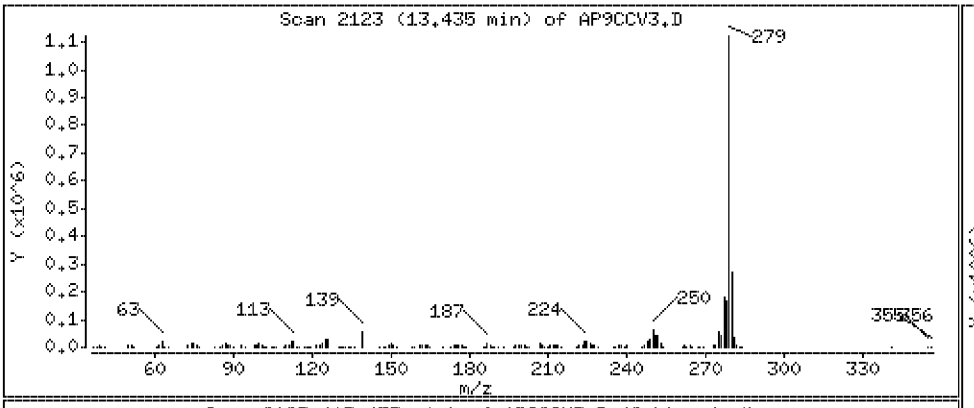

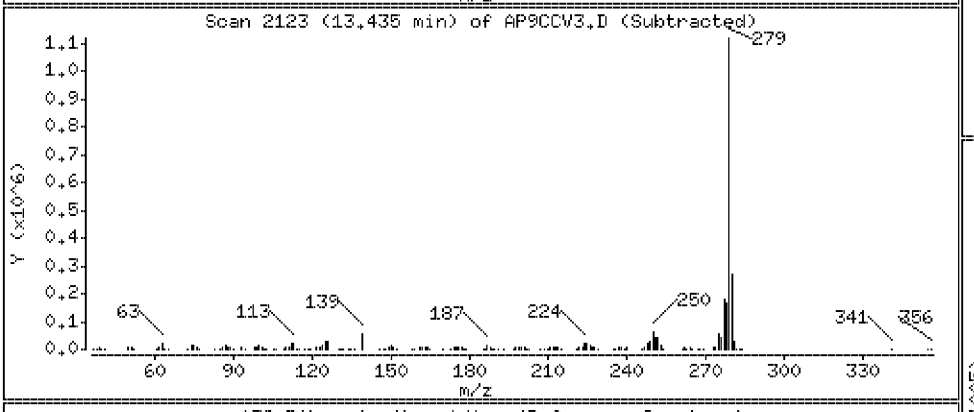

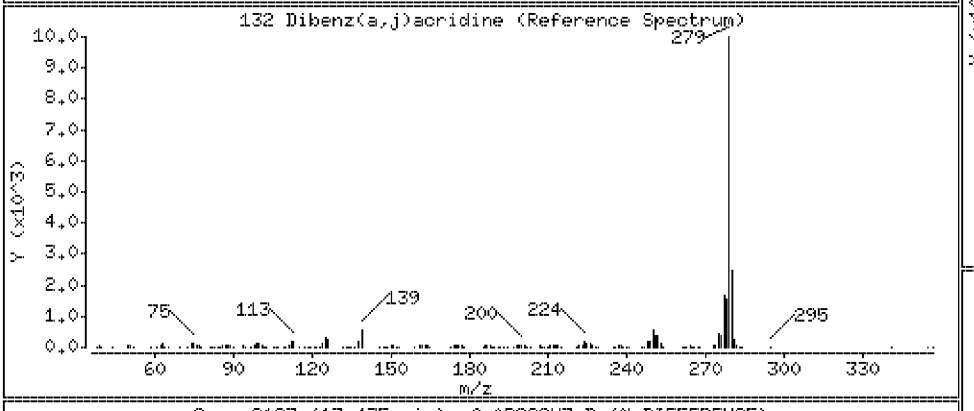

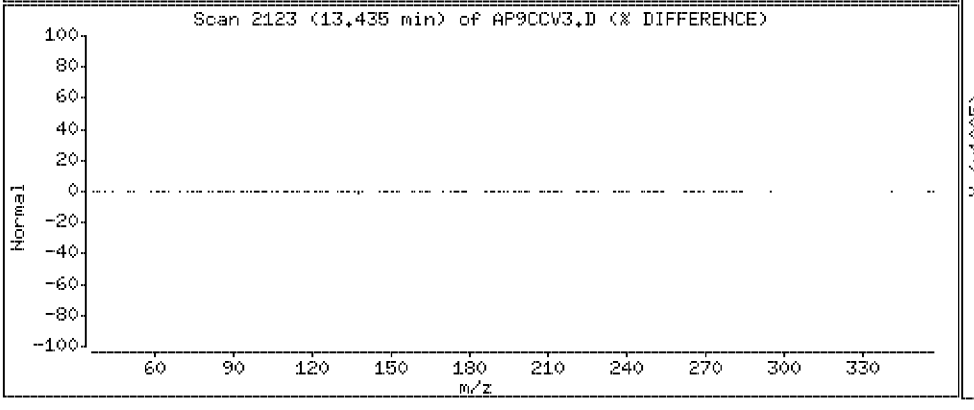

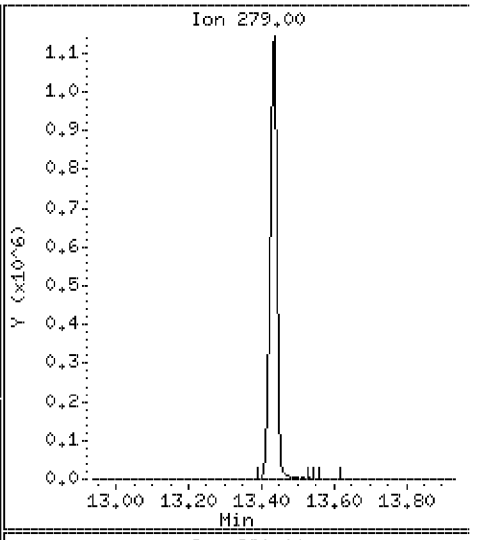

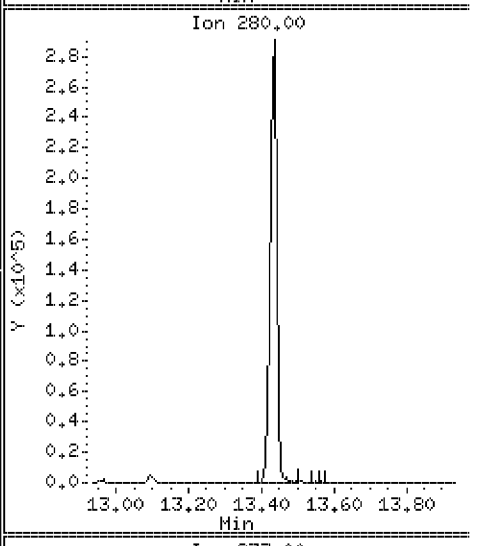

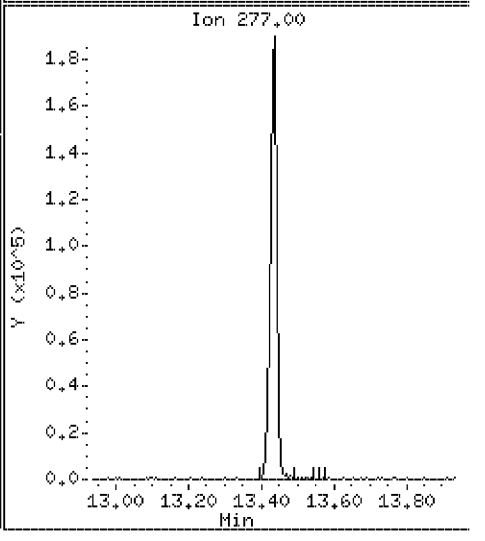

PEL Laboratories, Inc.

Data file : \\Svecd04\DD\chem\smsd03.i\S305031P.b\9295MB.D
Lab Smp Id: 128809MB Client Smp ID: 128809MB
Inj Date : 03-MAY-2012 17:11 MS Autotune Date: 12-SEP-2011 18:58
Operator : PEL Inst ID: smsd03.i
Smp Info : SW128809MB
Misc Info :
Comment :
Method : \\Svecd04\DD\chem\smsd03.i\S305031P.b\8270bcs.m
Meth Date : 03-May-2012 17:07 smsd03.i Quant Type: ISTD
Cal Date : 23-APR-2012 18:17 Cal File: AP9CAL4.D
Als bottle: 7 QC Sample: BLANK
Dil Factor: 1.00000
Integrator: HP Genie Compound Sublist: all.sub
Target Version: 4.14 Sample Matrix: WATER
Processing Host: SVECD04

Concentration Formula: Amt * DF * (1/(Vo/1000))*Vf * CpndVariable

Name	Value	Description
DF	1.000	Dilution Factor
Vo	1000.000	Volume of sample extracted (mL)
Vf	1.000	Final Volume
Cpnd Variable		Local Compound Variable

RT	EXP RT	REL RT	MASS	RESPONSE	CONCENTRATIONS ON-COL (ug/ml)	FINAL (ug/l)	TARGET RANGE	RATIO
* 18 1,4-Dichlorobenzene-d4						CAS #: 3855-82-1		
4.367	4.368	(1.000)	152	216966	40.0000		80.00- 120.00	100.00
4.367	4.367	(1.000)	115	143654			36.83- 96.83	66.21
4.367	4.368	(1.000)	150	329293			121.44- 181.44	151.77
25 Acetophenone						CAS #: 98-86-2		
4.724	4.724	(0.854)	105	1746	0.15712	0.16	80.00- 120.00	100.00(a)
4.725	4.723	(0.855)	77	1713			73.14- 133.14	98.07
4.722	4.723	(0.854)	51	292			0.00- 57.48	16.72
* 43 Naphthalene-d8						CAS #: 1146-65-2		
5.528	5.529	(1.000)	136	738659	40.0000		80.00- 120.00	100.00
5.527	5.527	(1.000)	68	37551			0.00- 35.36	5.08
* 70 Acenaphthene-d10						CAS #: 15067-26-2		
7.223	7.224	(1.000)	164	521718	40.0000		80.00- 120.00	100.00
7.223	7.224	(1.000)	162	482196			63.97- 123.97	92.42
7.223	7.224	(1.000)	160	223704			13.34- 73.34	42.88
* 100 Phenanthrene-d10						CAS #: 1517-22-2		
8.677	8.681	(1.000)	188	998572	40.0000		80.00- 120.00	100.00

RT	EXP RT	REL RT	MASS	RESPONSE	CONCENTRATIONS ON-COL (ug/ml)	FINAL (ug/l)	TARGET RANGE	RATIO
* 100 Phenanthrene-d10 (continued)								
8.677	8.679	(1.000)	94	57697			0.00- 35.98	5.78
8.676	8.679	(1.000)	80	71212			0.00- 37.82	7.13
* 121 Chrysene-d12						CAS #: 1719-03-5		
11.273	11.274	(1.000)	240	1366135	40.0000		80.00- 120.00	100.00
11.272	11.273	(1.000)	120	66456			0.00- 34.90	4.86
11.273	11.274	(1.000)	236	362189			0.00- 56.16	26.51
* 130 Perylene-d12						CAS #: 1520-96-3		
12.596	12.596	(1.000)	264	1424492	40.0000		80.00- 120.00	100.00
12.596	12.596	(1.000)	260	350220			0.00- 54.14	24.59
12.595	12.596	(1.000)	265	323245			0.00- 52.90	22.69

QC Flag Legend

a - Target compound detected but, quantitated amount
Below Limit Of Quantitation(BLOQ).

Data File: \\Svecd04\DD\chem\smsd03.i\S305031P.b\9295MB.D
Date : 03-MAY-2012 17:11
Client ID: 128809MB
Sample Info: SW128809MB
Purge Volume: 1000.0
Column phase: HPMS-5

Instrument: smsd03.i
Operator: PEL
Column diameter: 0.25

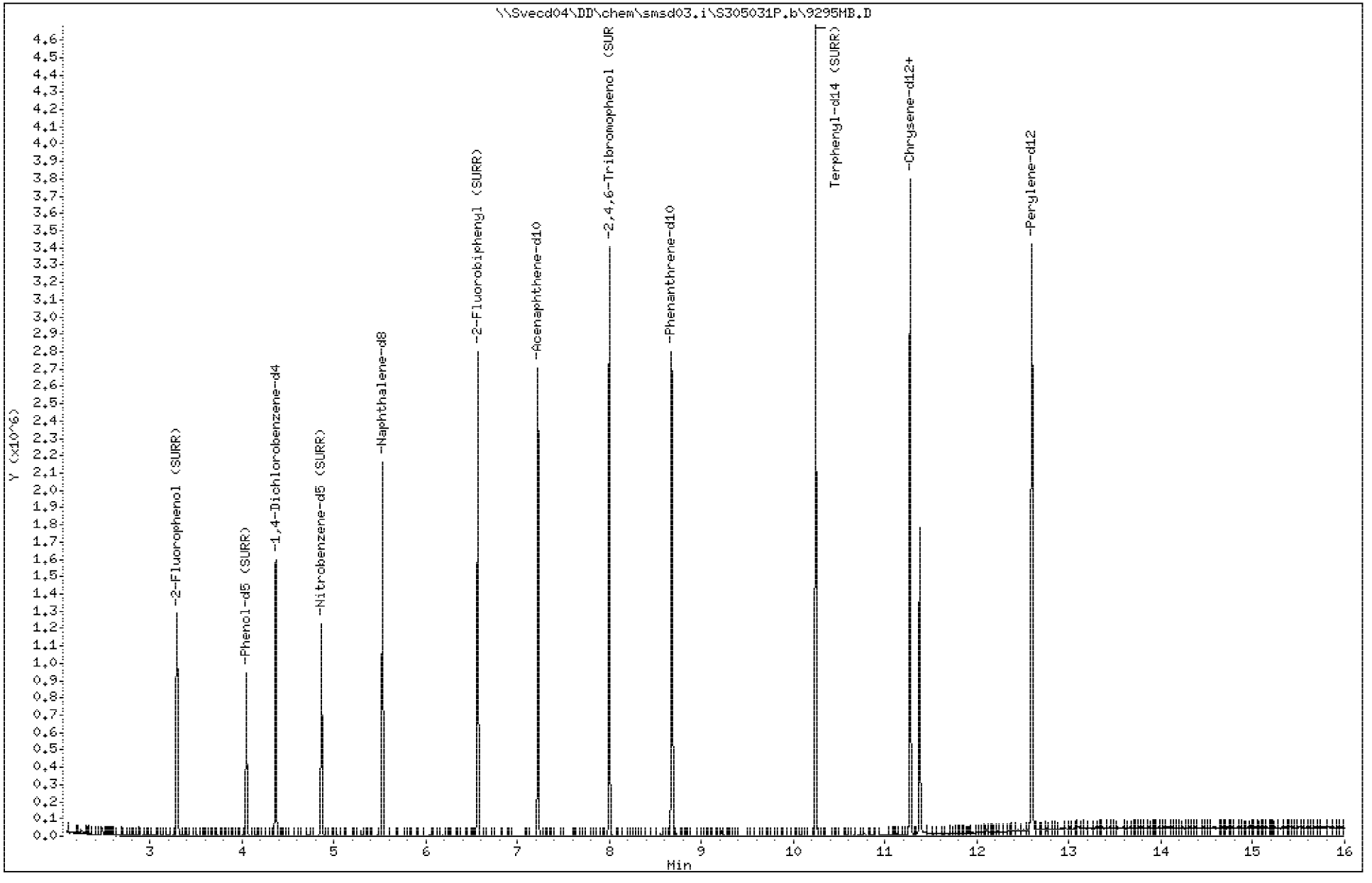

2182

3505892

Data File: \\Svecd04\DD\chem\smsd03.i\S305031P.b\9295MB.D

Date : 03-MAY-2012 17:11

Client ID: 128809MB

Instrument: smsd03.i

Sample Info: SW128809MB

Purge Volume: 1000.0

Operator: PEL

Column phase: HPMS-5

Column diameter: 0.25

25 Acetophenone

Concentration: 0.16 ug/l

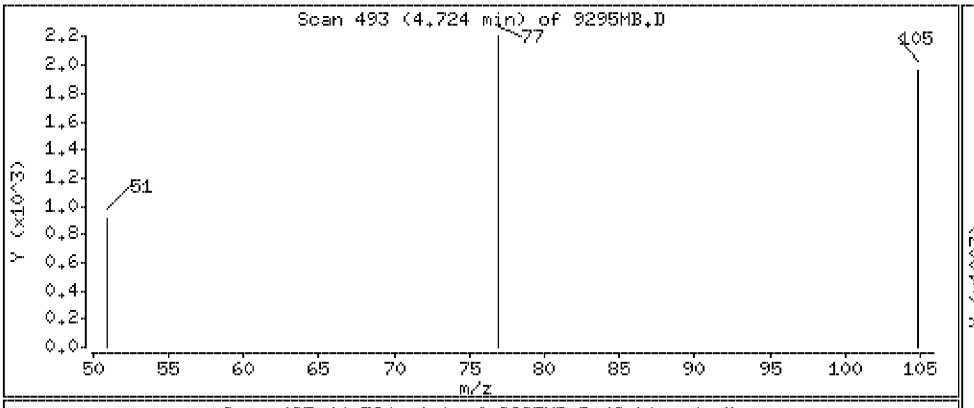

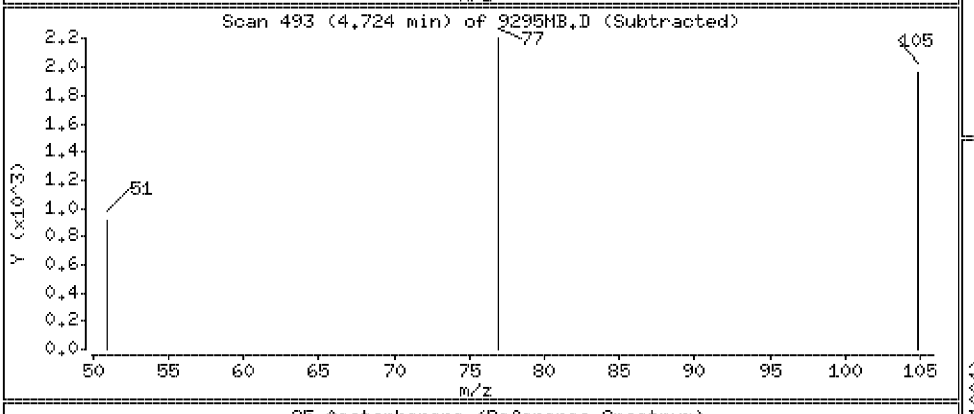

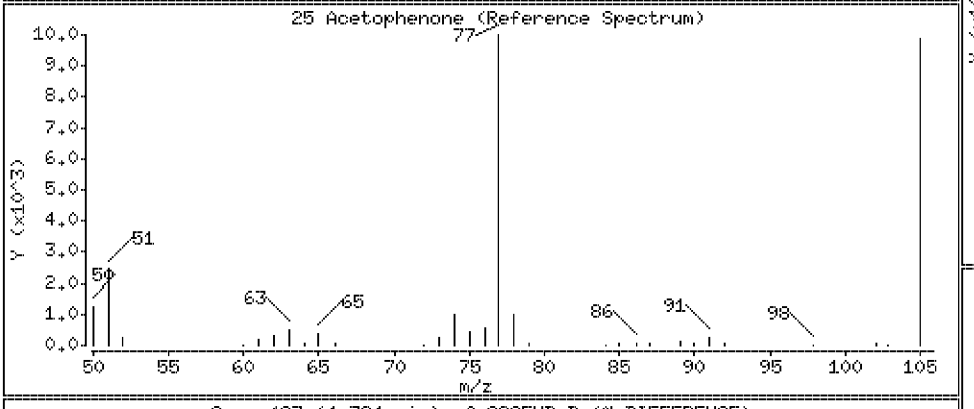

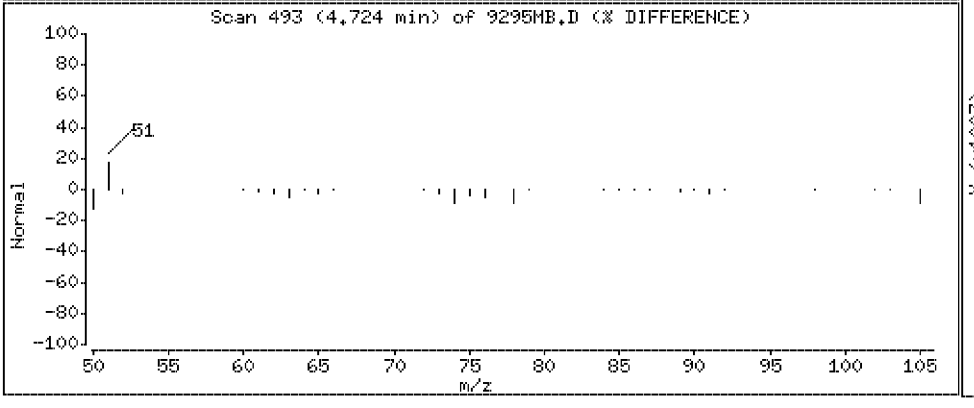

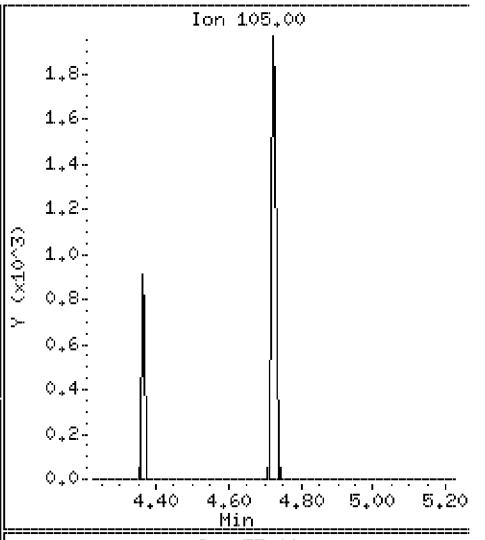

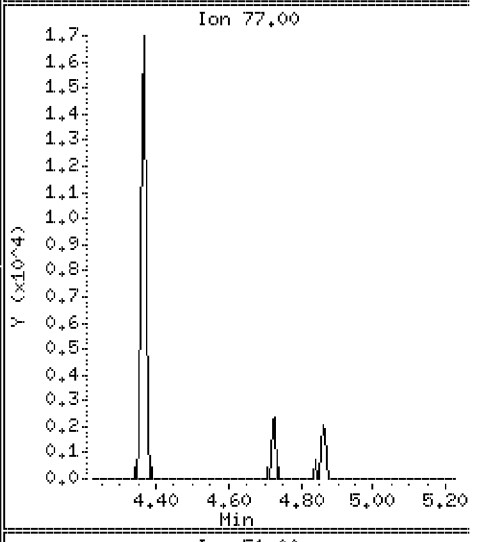

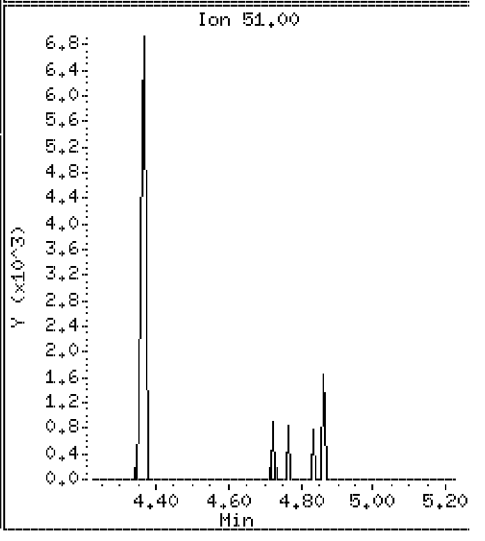

Data File: \\Svecd04\DD\chem\smsd03.i\S305031P.b\9295MB.D

Date : 03-MAY-2012 17:11

Client ID: 128809MB

Instrument: smsd03.i

Sample Info: SW128809MB

Purge Volume: 1000.0

Operator: PEL

Column phase: HPMS-5

Column diameter: 0.25

124 Bis-2-Ethylhexylphthalate

Concentration: 0.55 ug/l

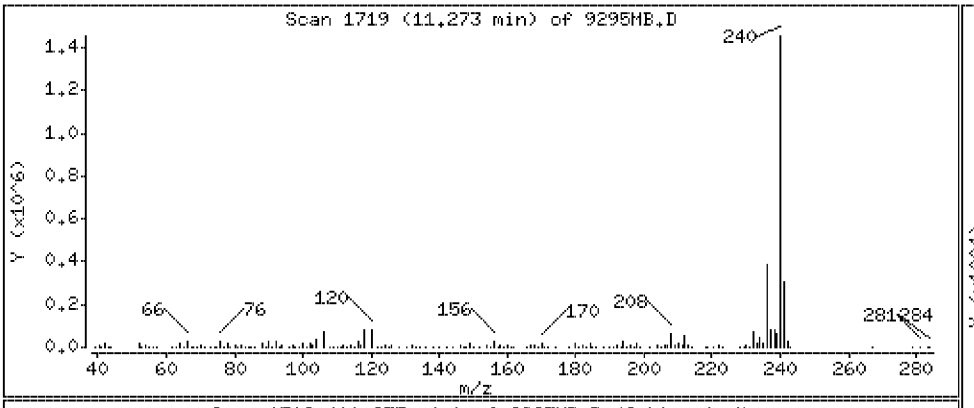

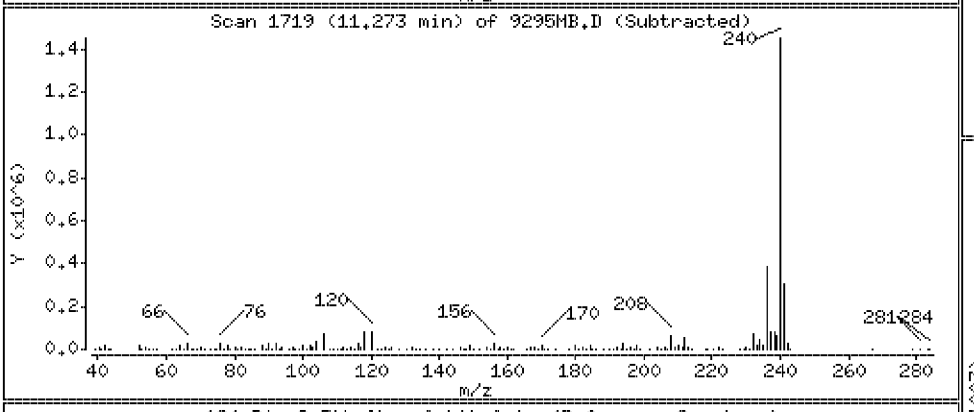

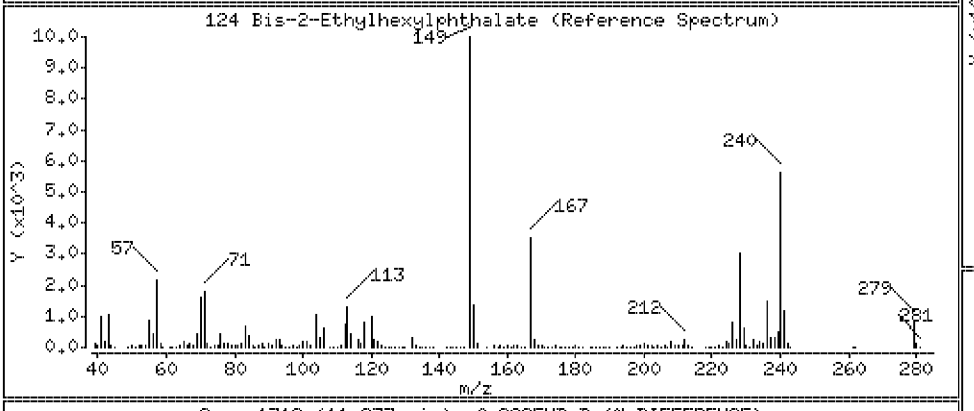

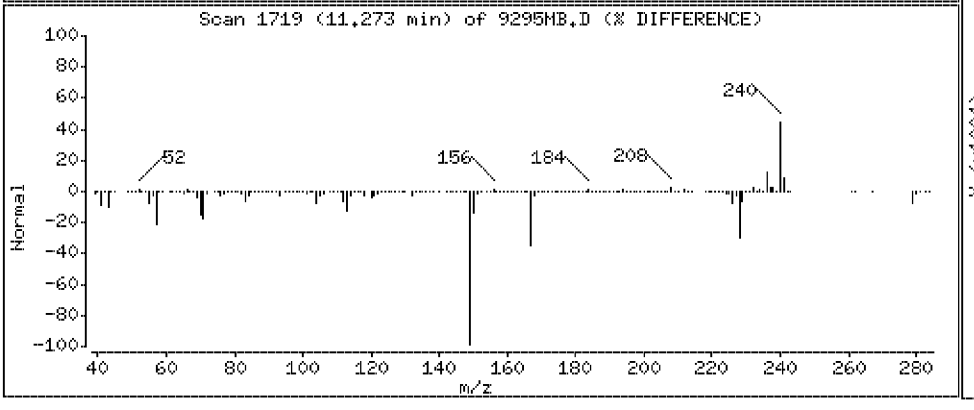

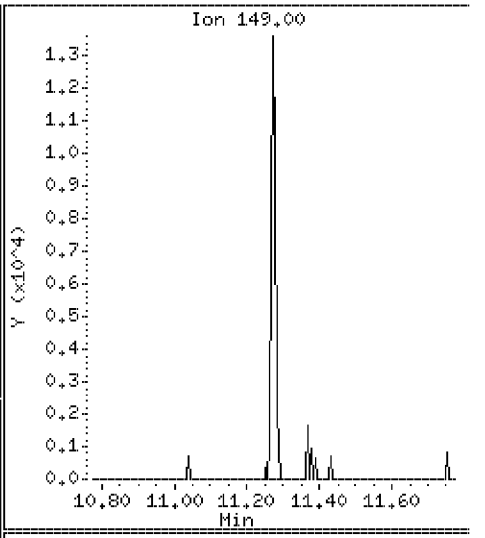

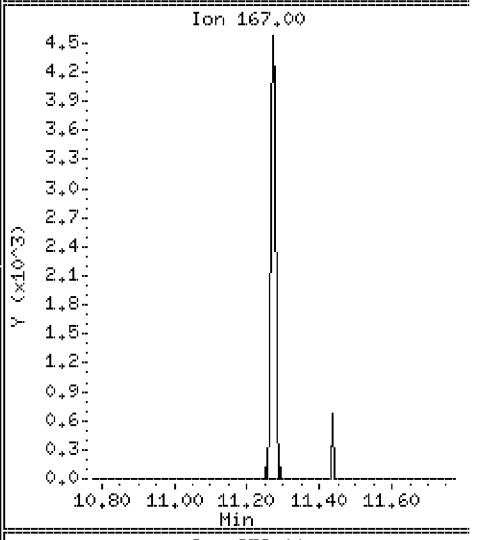

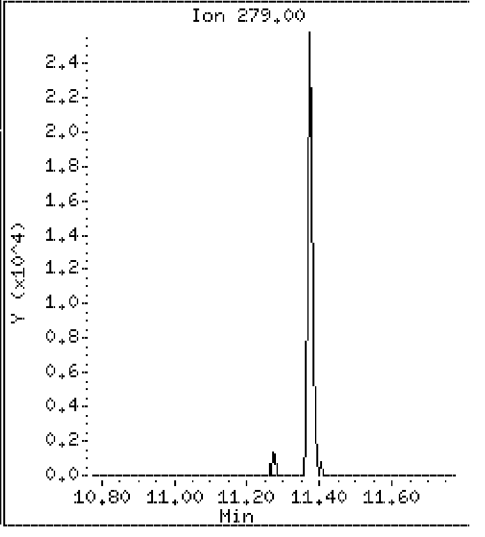

PEL Laboratories, Inc.

Data file : \\Svecd04\DD\chem\smsd03.i\S305031P.b\9295LCS.D
Lab Smp Id: 128810LCS Client Smp ID: 128810LCS
Inj Date : 03-MAY-2012 17:36 MS Autotune Date: 12-SEP-2011 18:58
Operator : PEL Inst ID: smsd03.i
Smp Info : SW128810LCS
Misc Info :
Comment :
Method : \\Svecd04\DD\chem\smsd03.i\S305031P.b\8270bcs.m
Meth Date : 03-May-2012 17:07 smsd03.i Quant Type: ISTD
Cal Date : 23-APR-2012 18:17 Cal File: AP9CAL4.D
Als bottle: 8 QC Sample: LCS
Dil Factor: 1.00000
Integrator: HP Genie Compound Sublist: all.sub
Target Version: 4.14 Sample Matrix: WATER
Processing Host: SVECD04

Concentration Formula: Amt * DF * (1/(Vo/1000))*Vf * CpndVariable

Name	Value	Description
DF	1.000	Dilution Factor
Vo	1000.000	Volume of sample extracted (mL)
Vf	1.000	Final Volume
Cpnd Variable		Local Compound Variable

RT	EXP RT	REL RT	MASS	RESPONSE	CONCENTRATIONS ON-COL (ug/ml)	FINAL (ug/l)	TARGET RANGE	RATIO
3 2- Picoline						CAS #: 109-06-8		
2.860	2.846	(0.655)	93	73849	9.17239	9.2	80.00- 120.00	100.00(R)
2.859	2.846	(0.655)	66	40397			23.51- 83.51	54.70
2.860	2.846	(0.655)	92	21651			0.00- 55.93	29.32
4 N-Nitrosomethylethylamine						CAS #: 10595-95-6		
2.926	2.924	(0.670)	88	95754	27.8923	27.9	80.00- 120.00	100.00
2.923	2.924	(0.669)	43	44122			19.90- 79.90	46.08
2.926	2.925	(0.670)	42	98786			76.47- 136.47	103.17
5 Methyl Methanesulfonate						CAS #: 66-27-3		
3.160	3.160	(0.723)	80	148603	26.1810	26.2	80.00- 120.00	100.00
3.160	3.160	(0.723)	79	83654			26.63- 86.63	56.29
3.160	3.160	(0.723)	65	40528			0.00- 58.21	27.27
7 N-Nitrosodiethylamine						CAS #: 55-18-5		
3.473	3.473	(0.795)	102	102344	30.0793	30.1	80.00- 120.00	100.00
3.473	3.472	(0.795)	42	70573			43.72- 103.72	68.96
3.473	3.472	(0.795)	57	44033			11.29- 71.29	43.03
8 Ethyl Methanesulfonate						CAS #: 62-50-0		
3.712	3.712	(0.850)	79	213052	36.1638	36.2	80.00- 120.00	100.00

RT	EXP RT	REL RT	MASS	RESPONSE	CONCENTRATIONS ON-COL (ug/ml)	FINAL (ug/l)	TARGET RANGE	RATIO
8 Ethyl Methanesulfonate (continued)								
3.713	3.712	(0.850)	109	106320			20.28- 80.28	49.90
3.713	3.712	(0.850)	97	37355			0.00- 48.04	17.53
12 Pentachloroethane						CAS #: 76-01-7		
4.129	4.128	(0.945)	167	83200	24.7439	24.7	80.00- 120.00	100.00
4.128	4.127	(0.945)	117	55837			40.09- 100.09	67.11
4.128	4.128	(0.945)	130	37906			15.17- 75.17	45.56
* 18 1,4-Dichlorobenzene-d4						CAS #: 3855-82-1		
4.369	4.368	(1.000)	152	219939	40.0000		80.00- 120.00	100.00
4.369	4.367	(1.000)	115	138013			36.83- 96.83	62.75
4.369	4.368	(1.000)	150	348195			121.44- 181.44	158.31
24 N-Nitrosopyrrolidine						CAS #: 930-55-2		
4.715	4.710	(1.079)	100	116909	32.5947	32.6	80.00- 120.00	100.00(Q)
4.722	4.709	(1.081)	41	222638			41.59- 101.59	190.44
4.723	4.709	(1.081)	42	231217			35.30- 95.30	197.77
25 Acetophenone						CAS #: 98-86-2		
4.726	4.724	(0.855)	105	804402	73.6298	73.6	80.00- 120.00	100.00
4.725	4.723	(0.854)	77	912814			73.14- 133.14	113.48
4.725	4.723	(0.854)	51	245379			0.00- 57.48	30.50
27 N-Nitrosomorpholine						CAS #: 59-89-2		
4.743	4.741	(1.086)	56	128133	34.8913	34.9	80.00- 120.00	100.00
4.744	4.741	(1.086)	116	40394			5.36- 65.36	31.53
4.743	4.741	(1.086)	86	87244			40.24- 100.24	68.09
29 o-Toluidine						CAS #: 95-53-4		
4.759	4.758	(1.089)	106	323675	27.6693	27.7	80.00- 120.00	100.00
4.759	4.758	(1.089)	77	84074			0.00- 55.99	25.97
4.759	4.758	(1.089)	107	244594			41.21- 101.21	75.57
33 N-Nitrosopiperidine						CAS #: 100-75-4		
5.019	5.018	(0.908)	114	106550	33.7479	33.7	80.00- 120.00	100.00
5.018	5.017	(0.907)	42	126176			91.30- 151.30	118.42
5.018	5.017	(0.907)	55	65189			27.54- 87.54	61.18
37 o,o,o-Triethylphosphorothioate						CAS #: 126-68-1		
5.265	5.262	(1.205)	198	175786	33.2553	33.2	80.00- 120.00	100.00
5.264	5.261	(1.205)	97	113366			35.26- 95.26	64.49
5.263	5.260	(1.205)	65	91437			23.46- 83.46	52.02
* 43 Naphthalene-d8						CAS #: 1146-65-2		
5.530	5.529	(1.000)	136	726189	40.0000		80.00- 120.00	100.00
5.530	5.527	(1.000)	68	37916			0.00- 35.36	5.22
46 2,6-Dichlorophenol						CAS #: 87-65-0		
5.612	5.613	(1.015)	162	229859	37.8233	37.8	80.00- 120.00	100.00
5.609	5.612	(1.014)	63	241077			50.29- 110.29	104.88
5.611	5.613	(1.015)	98	61766			0.00- 57.29	26.87

RT	EXP RT	REL RT	MASS	RESPONSE	CONCENTRATIONS ON-COL (ug/ml)	FINAL (ug/l)	TARGET RANGE	RATIO
47 Hexachloropropene						CAS #: 1888-71-7		
5.634	5.634	(1.019)	213	139385	17.2332	17.2	80.00- 120.00	100.00
5.634	5.634	(1.019)	215	85904			35.05- 95.05	61.63
5.633	5.633	(1.019)	117	26988			0.00- 49.76	19.36
49 N-Nitrosodi-n-butylamine						CAS #: 924-16-3		
5.916	5.916	(1.070)	84	199001	34.0166	34.0	80.00- 120.00	100.00
5.916	5.916	(1.070)	57	122345			28.88- 88.88	61.48
5.916	5.916	(1.070)	41	94636			23.70- 83.70	47.56
52 Isosafrole						CAS #: 120-58-1		
6.124	6.124	(1.107)	162	183545	31.1814	31.2	80.00- 120.00	100.00
6.123	6.123	(1.107)	104	142070			46.34- 106.34	77.40
6.123	6.123	(1.107)	131	91267			19.79- 79.79	49.72
56 1,2,4,5-Tetrachlorobenzene						CAS #: 95-94-3		
6.374	6.374	(0.882)	216	255229	27.3804	27.4	80.00- 120.00	100.00
6.374	6.374	(0.882)	214	201181			48.18- 108.18	78.82
6.372	6.373	(0.882)	108	52950			0.00- 48.41	20.75
60 Safrole						CAS #: 94-59-7		
6.627	6.626	(1.198)	162	205031	37.1061	37.1	80.00- 120.00	100.00
6.626	6.625	(1.198)	104	129449			36.66- 96.66	63.14
6.627	6.625	(1.198)	77	90719			12.69- 72.69	44.25
64 1,4-Naphthoquinone						CAS #: 130-15-4		
6.855	6.854	(0.949)	158	128568	24.4327	24.4	80.00- 120.00	100.00
6.855	6.854	(0.949)	102	118289			59.39- 119.39	92.01
6.855	6.854	(0.949)	130	56510			16.38- 76.38	43.95
66 1,3-Dinitrobenzene						CAS #: 99-65-0		
6.996	6.993	(0.968)	168	99936	40.1588	40.2	80.00- 120.00	100.00
6.995	6.992	(0.968)	75	125258			105.04- 165.04	125.34
6.994	6.992	(0.968)	50	75046			43.46- 103.46	75.09
* 70 Acenaphthene-d10						CAS #: 15067-26-2		
7.226	7.224	(1.000)	164	491954	40.0000		80.00- 120.00	100.00
7.226	7.224	(1.000)	162	472781			63.97- 123.97	96.10
7.226	7.224	(1.000)	160	218632			13.34- 73.34	44.44
73 Pentachlorobenzene						CAS #: 608-93-5		
7.389	7.389	(1.023)	250	303371	33.3764	33.4	80.00- 120.00	100.00
7.389	7.389	(1.023)	252	195660			33.45- 93.45	64.50
7.388	7.387	(1.022)	108	80857			0.00- 57.50	26.65
77 1-Naphthylamine						CAS #: 134-32-7		
7.506	7.502	(1.039)	143	379843	44.1572	44.2	80.00- 120.00	100.00
7.506	7.502	(1.039)	115	213310			30.09- 90.09	56.16
7.506	7.502	(1.039)	89	48353			0.00- 42.40	12.73
78 2,3,4,6-Tetrachlorophenol						CAS #: 58-90-2		
7.554	7.554	(1.045)	232	176542	35.3569	35.4	80.00- 120.00	100.00
7.553	7.554	(1.045)	168	46895			0.00- 54.24	26.56

RT	EXP RT	REL RT	MASS	RESPONSE	CONCENTRATIONS ON-COL (ug/ml)	FINAL (ug/l)	TARGET RANGE	RATIO
78 2,3,4,6-Tetrachlorophenol (continued)								
7.553	7.553	(1.045)	131	72316			10.42- 70.42	40.96
79 2-Naphthylamine						CAS #: 91-59-8		
7.584	7.582	(1.050)	143	397512	35.2545	35.2	80.00- 120.00	100.00
7.583	7.581	(1.049)	115	245095			28.07- 88.07	61.66
7.584	7.582	(1.050)	116	87625			0.00- 52.18	22.04
83 5-Nitro-ortho-toluidine						CAS #: 99-55-8		
7.781	7.778	(1.077)	152	152013	34.7129	34.7	80.00- 120.00	100.00
7.780	7.778	(1.077)	106	113086			42.09- 102.09	74.39
7.780	7.777	(1.077)	77	184805			101.84- 161.84	121.57
90 1,3,5-Trinitrobenzene						CAS #: 99-35-4		
8.153	8.145	(1.128)	75	261155	23.6817	23.7	80.00- 120.00	100.00
8.153	8.145	(1.128)	74	161276			32.20- 92.20	61.76
8.155	8.146	(1.129)	213	93901			5.55- 65.55	35.96
89 Diallate						CAS #: 2303-16-4		
8.157	8.154	(1.129)	86	210434	34.4442	34.4	80.00- 120.00	100.00(M)
8.157	8.154	(1.129)	43	222034			72.47- 132.47	105.51
8.157	8.154	(1.129)	234	160868			42.39- 102.39	76.45
92 Phenacetin						CAS #: 62-44-2		
8.188	8.189	(0.943)	109	238780	33.5115	33.5	80.00- 120.00	100.00
8.188	8.189	(0.943)	108	288133			85.13- 145.13	120.67
8.189	8.189	(0.943)	179	163479			34.99- 94.99	68.46
91 p-Phenylenediamine						CAS #: 106-50-3		
8.188	8.189	(0.943)	108	288162	36.9305	36.9	80.00- 120.00	100.00
8.188	8.189	(0.943)	80	83130			0.00- 59.14	28.85
8.188	8.188	(0.943)	53	35885			0.00- 43.14	12.45
97 Pentachloronitrobenzene						CAS #: 82-68-8		
8.513	8.511	(0.981)	237	159352	43.3985	43.4	80.00- 120.00	100.00
8.514	8.512	(0.981)	295	57018			8.59- 68.59	35.78
8.512	8.509	(0.981)	142	110265			39.65- 99.65	69.20
98 4-Aminobiphenyl						CAS #: 92-67-1		
8.499	8.497	(0.979)	169	692330	39.1793	39.2	80.00- 120.00	100.00
8.499	8.497	(0.979)	168	156454			0.00- 51.29	22.60
8.498	8.497	(0.979)	115	84527			0.00- 42.02	12.21
99 Pronamide						CAS #: 23950-58-5		
8.557	8.556	(0.986)	173	325271	37.0082	37.0	80.00- 120.00	100.00
8.556	8.556	(0.986)	175	214592			33.74- 93.74	65.97
8.556	8.556	(0.986)	145	132117			8.00- 68.00	40.62
* 100 Phenanthrene-d10						CAS #: 1517-22-2		
8.681	8.681	(1.000)	188	1022771	40.0000		80.00- 120.00	100.00
8.680	8.679	(1.000)	94	55366			0.00- 35.98	5.41
8.680	8.679	(1.000)	80	77463			0.00- 37.82	7.57

RT	EXP RT	REL RT	MASS	RESPONSE	CONCENTRATIONS ON-COL (ug/ml)	FINAL (ug/l)	TARGET RANGE	RATIO
102 Dinoseb						CAS #: 88-85-7		
8.677	8.677	(1.000)	211	241330	41.7006	41.7	80.00- 120.00	100.00
8.677	8.676	(1.000)	163	86204			6.97- 66.97	35.72
8.676	8.676	(0.999)	117	49121			0.00- 52.26	20.35
106 4-Nitroquinoline-1-oxide						CAS #: 56-57-5		
9.466	9.464	(1.090)	174	6917	24.5353	24.5	80.00- 120.00	100.00(Q)
9.465	9.463	(1.090)	128	18770			177.89- 237.89	271.36
9.464	9.465	(1.090)	101	33760			320.78- 380.78	488.06
107 Methapyrilene						CAS #: 91-80-5		
9.537	9.540	(1.099)	97	11183	32.6524	32.6	80.00- 120.00	100.00(R)
9.537	9.539	(1.099)	58	10867			79.26- 139.26	97.18
9.545	9.537	(1.100)	191	2169			0.00- 49.83	19.40
108 Isodrin						CAS #: 465-73-6		
9.720	9.720	(1.120)	193	118919	38.1517	38.2	80.00- 120.00	100.00
9.718	9.718	(1.120)	66	112073			68.57- 128.57	94.24
9.720	9.720	(1.120)	195	101505			56.64- 116.64	85.36
113 Aramite						CAS #: 140-57-8		
10.294	10.291	(0.913)	185	119977	29.2643	29.3	80.00- 120.00	100.00(M)
10.219	10.291	(0.906)	191	55969			19.62- 79.62	46.65
10.219	10.222	(0.906)	319	43666			6.72- 66.72	36.40
114 p-Dimethylamino azobenzene						CAS #: 60-11-7		
10.382	10.383	(0.921)	225	297863	29.4741	29.5	80.00- 120.00	100.00
10.381	10.382	(0.921)	120	260635			58.87- 118.87	87.50
10.381	10.381	(0.920)	77	318363			79.12- 139.12	106.88
115 Chlorobenzilate						CAS #: 510-15-6		
10.425	10.426	(0.924)	251	445965	28.5460	28.5	80.00- 120.00	100.00
10.425	10.426	(0.924)	253	294110			34.70- 94.70	65.95
10.424	10.425	(0.924)	139	405705			59.47- 119.47	90.97
116 Kepone						CAS #: 143-50-0		
10.762	10.761	(0.954)	272	50837	19.0208	19.0	80.00- 120.00	100.00
10.762	10.761	(0.954)	274	40436			40.14- 100.14	79.54
10.761	10.760	(0.954)	237	32783			21.00- 81.00	64.49
117 3,3-Dimethylbenzidine						CAS #: 119-93-7		
10.713	10.715	(0.950)	212	106081	3.45560	3.4	80.00- 120.00	100.00(R)
10.717	10.714	(0.950)	106	17203			0.00- 36.45	16.22
10.713	10.714	(0.950)	180	6910			0.00- 37.22	6.51
119 2-Acetylaminofluorene						CAS #: 53-96-3		
10.963	10.964	(0.972)	181	486544	27.4897	27.5	80.00- 120.00	100.00
10.964	10.964	(0.972)	223	316719			35.75- 95.75	65.10
10.963	10.964	(0.972)	180	421809			57.04- 117.04	86.69
* 121 Chrysene-d12						CAS #: 1719-03-5		
11.277	11.274	(1.000)	240	1717368	40.0000		80.00- 120.00	100.00
11.276	11.273	(1.000)	120	95712			0.00- 34.90	5.57

RT	EXP RT	REL RT	MASS	RESPONSE	CONCENTRATIONS ON-COL (ug/ml)	FINAL (ug/l)	TARGET RANGE	RATIO
* 121 Chrysene-d12 (continued)								
11.277	11.274	(1.000)	236	458536			0.00- 56.16	26.70
126 7,12-Dimethylbenz(a)anthracen						CAS #: 57-97-6		
12.250	12.245	(0.972)	256	797045	38.4934	38.5	80.00- 120.00	100.00
12.250	12.245	(0.972)	241	439102			26.17- 86.17	55.09
12.250	12.245	(0.972)	239	367841			15.73- 75.73	46.15
* 130 Perylene-d12						CAS #: 1520-96-3		
12.598	12.596	(1.000)	264	1454618	40.0000		80.00- 120.00	100.00
12.597	12.596	(1.000)	260	357878			0.00- 54.14	24.60
12.597	12.596	(1.000)	265	327302			0.00- 52.90	22.50
131 3-Methylcholanthrene						CAS #: 56-49-5		
12.856	12.857	(1.021)	268	828742	35.5370	35.5	80.00- 120.00	100.00
12.856	12.857	(1.021)	252	349363			12.61- 72.61	42.16
12.856	12.857	(1.021)	253	293711			6.84- 66.84	35.44
132 Dibenz(a,j)acridine						CAS #: 224-42-0		
13.434	13.435	(1.066)	279	1194616	35.6113	35.6	80.00- 120.00	100.00
13.434	13.435	(1.066)	280	285358			0.00- 54.53	23.89
13.434	13.435	(1.066)	277	183671			0.00- 45.50	15.37

QC Flag Legend

Q - Qualifier signal failed the ratio test.
R - Spike/Surrogate failed recovery limits.
M - Compound response manually integrated.

Data File: \\Svecd04\DD\chem\smsd03.i\S305031P.b\9295LCS.D
Date : 03-MAY-2012 17:36
Client ID: 128810LCS
Sample Info: SW128810LCS
Purge Volume: 1000.0
Column phase: HPMS-5

Instrument: smsd03.i
Operator: PEL
Column diameter: 0.25

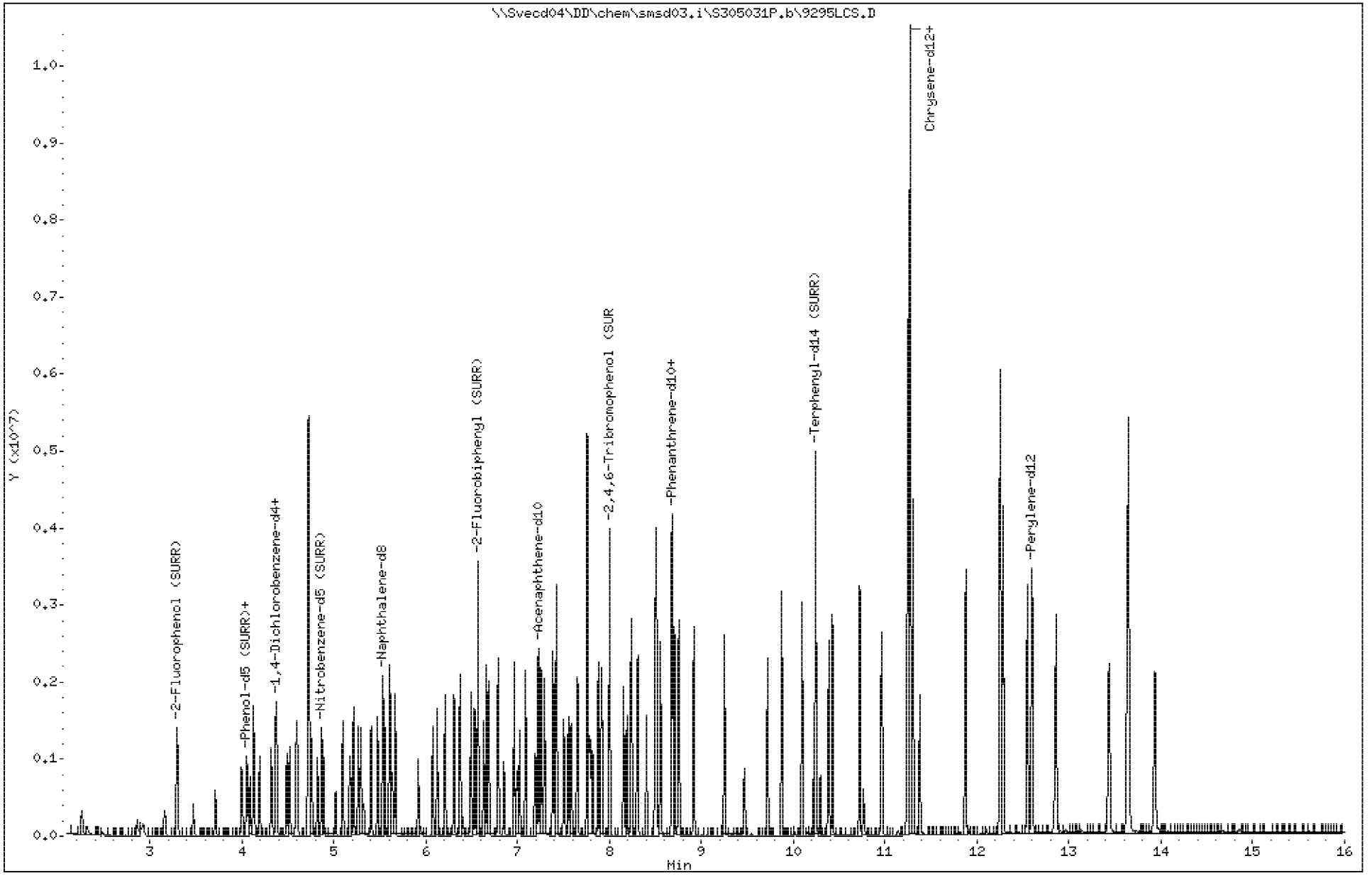

2191

3505892

Data File: \\Svecd04\DD\chem\smsd03.i\S305031P.b\9295LCS.D

Date : 03-MAY-2012 17:36

Client ID: 128810LCS

Instrument: smsd03.i

Sample Info: SW128810LCS

Purge Volume: 1000.0

Operator: PEL

Column phase: HPMS-5

Column diameter: 0.25

1 N-Nitrosodimethylamine

Concentration: 28.2 ug/l

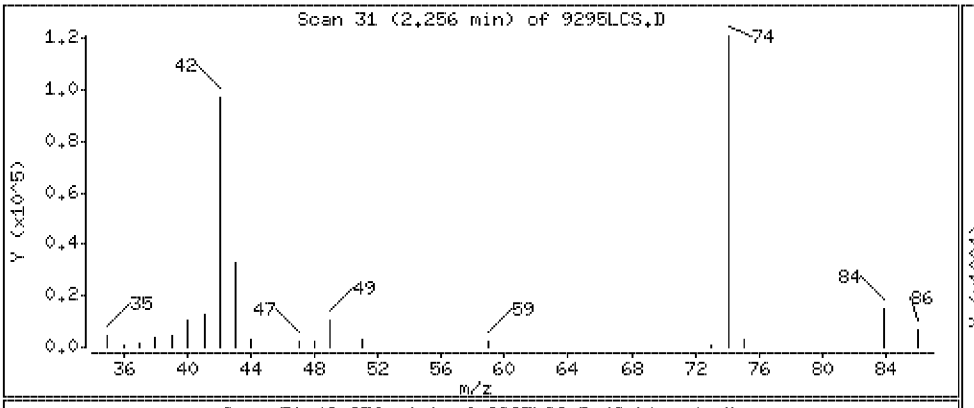

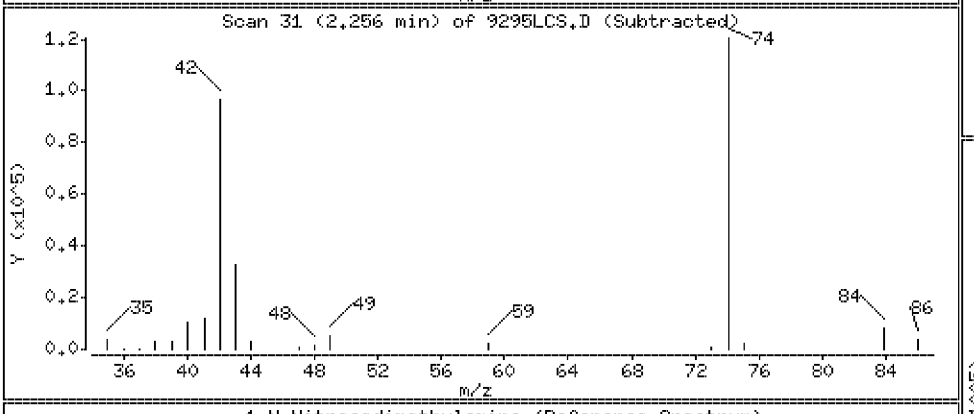

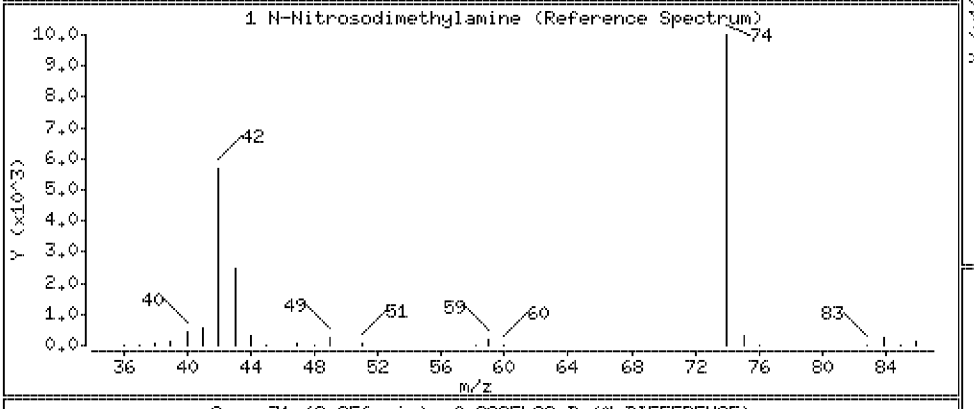

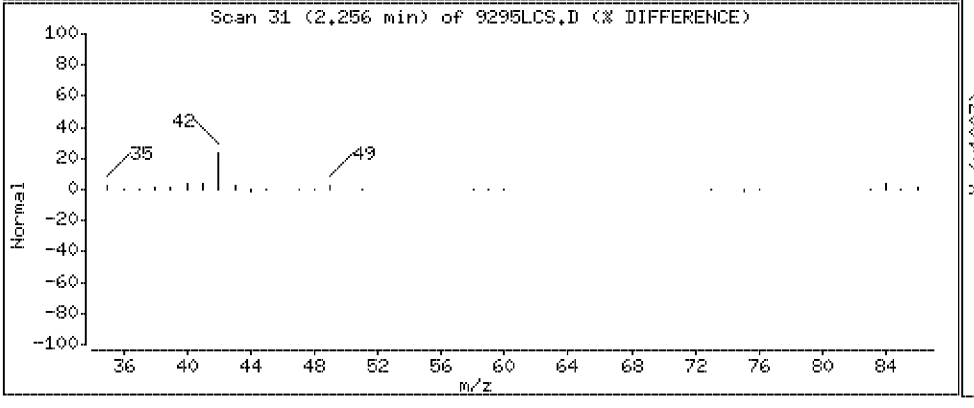

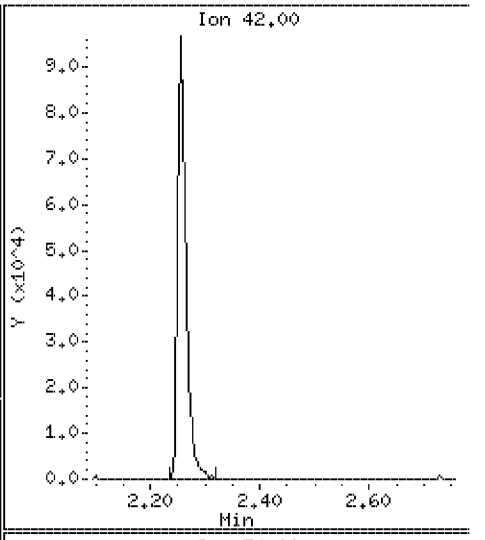

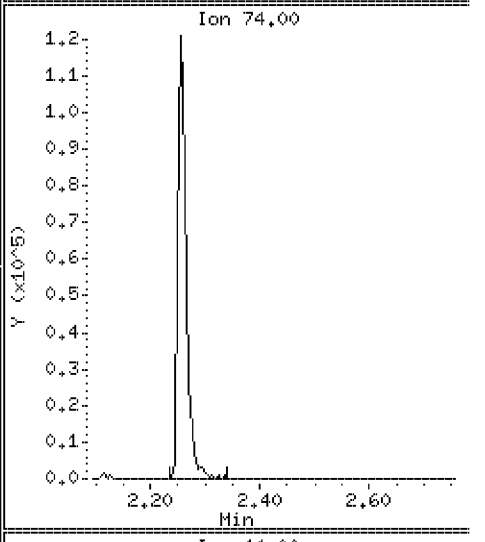

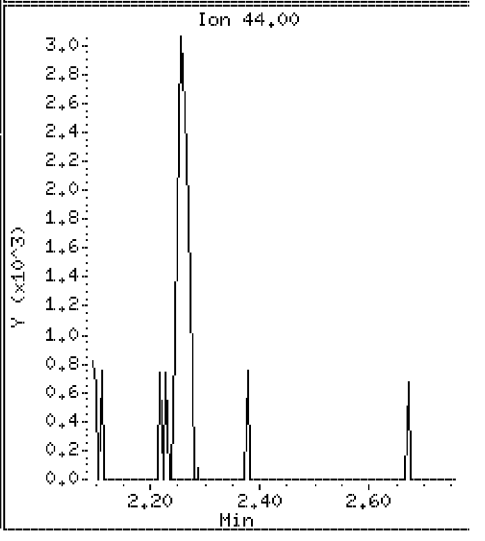

Data File: \\Svecd04\DD\chem\smsd03.i\S305031P.b\9295LCS.D

Date : 03-MAY-2012 17:36

Client ID: 128810LCS

Instrument: smsd03.i

Sample Info: SW128810LCS

Purge Volume: 1000.0

Operator: PEL

Column phase: HPMS-5

Column diameter: 0.25

2 Pyridine

Concentration: 9.4 ug/l

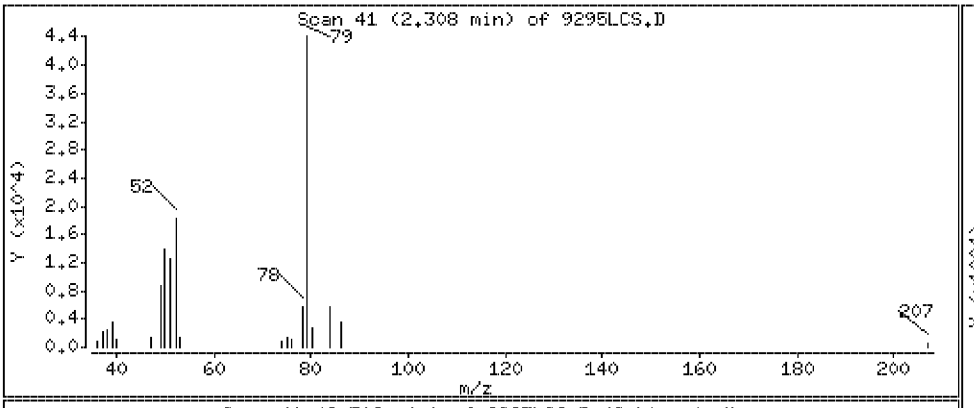

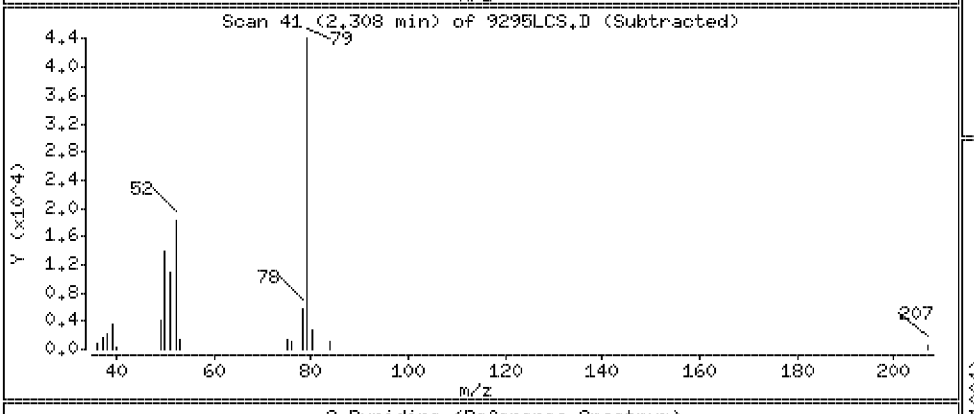

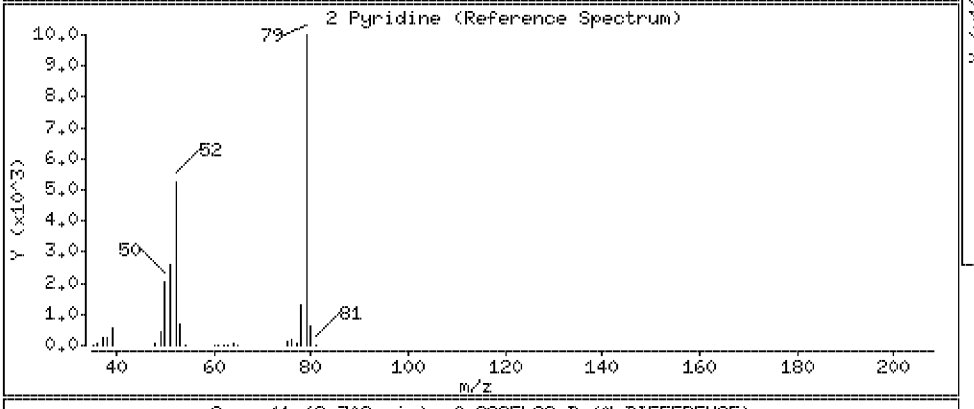

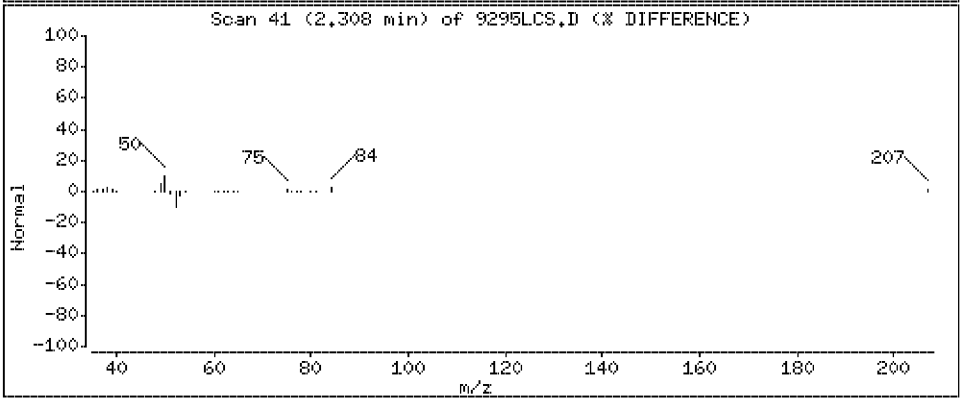

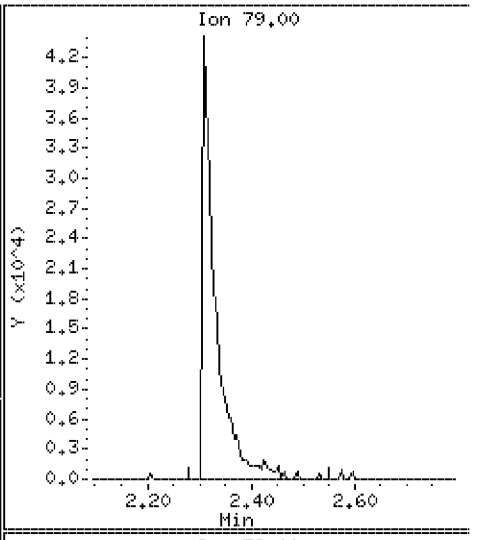

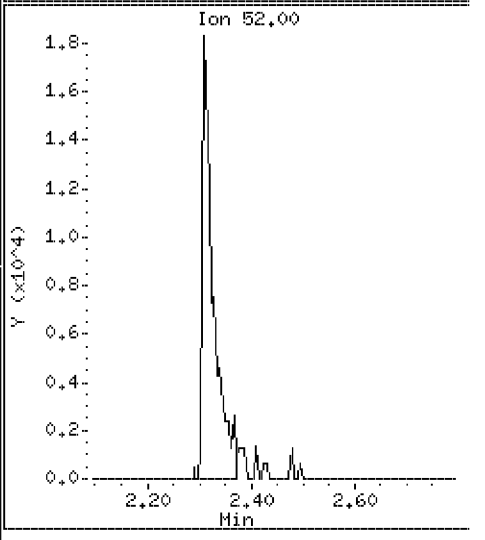

Data File: \\Svecd04\DD\chem\smsd03.i\S305031P.b\9295LCS.D

Date : 03-MAY-2012 17:36

Client ID: 128810LCS

Instrument: smsd03.i

Sample Info: SW128810LCS

Purge Volume: 1000.0

Operator: PEL

Column phase: HPMS-5

Column diameter: 0.25

3 2- Picoline

Concentration: 9.2 ug/l

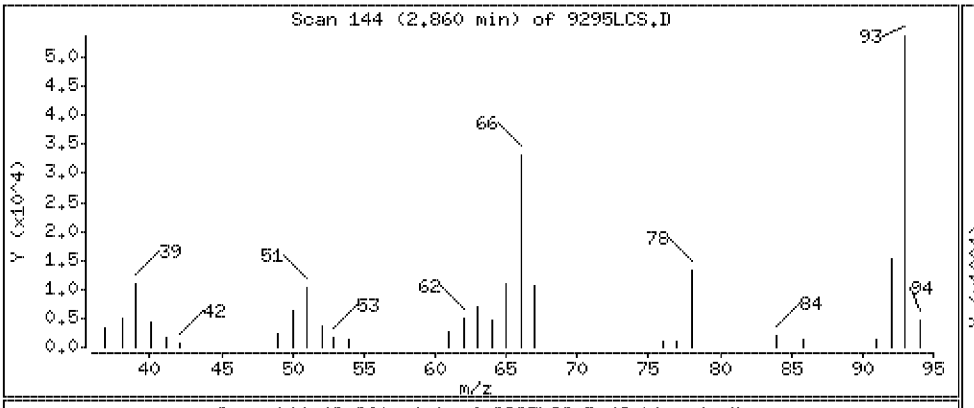

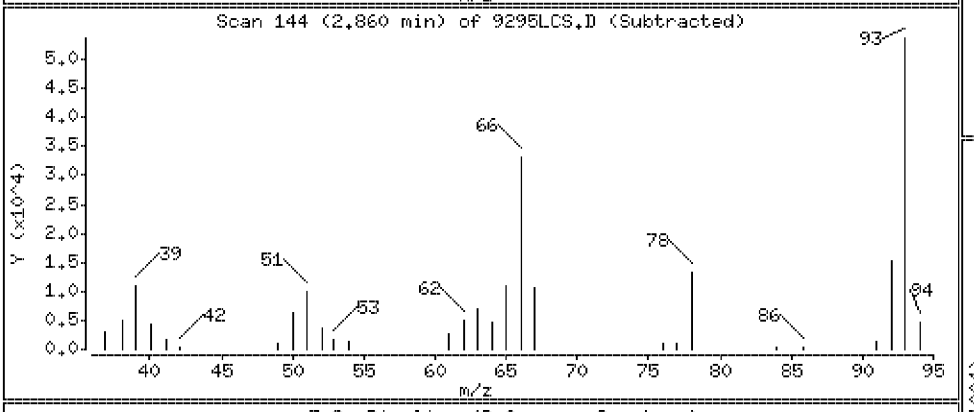

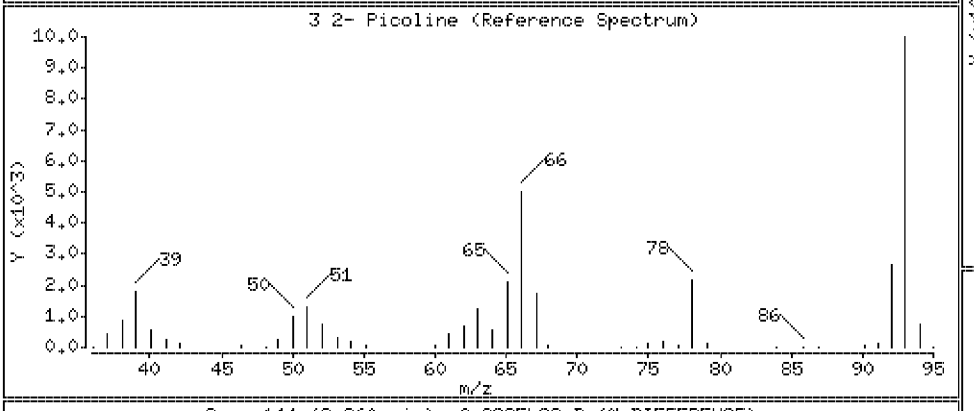

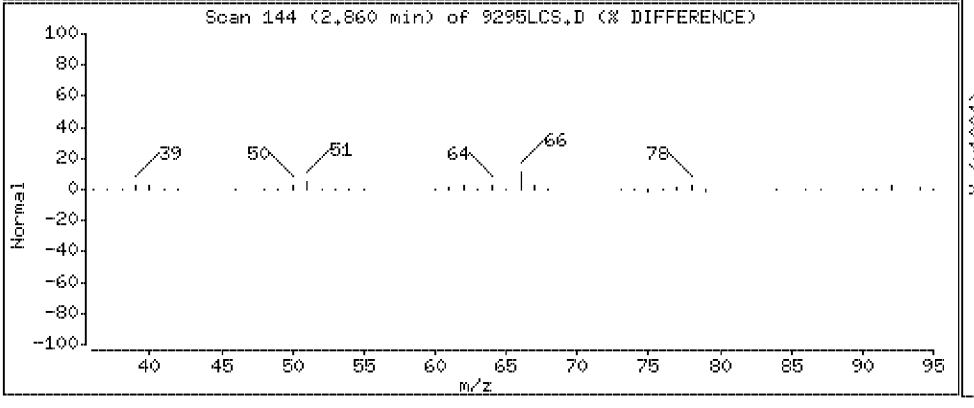

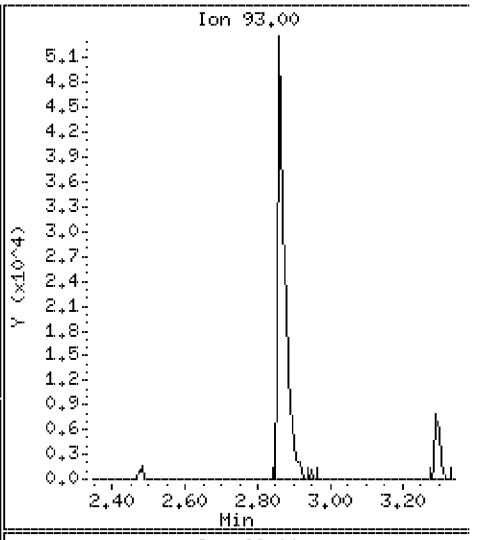

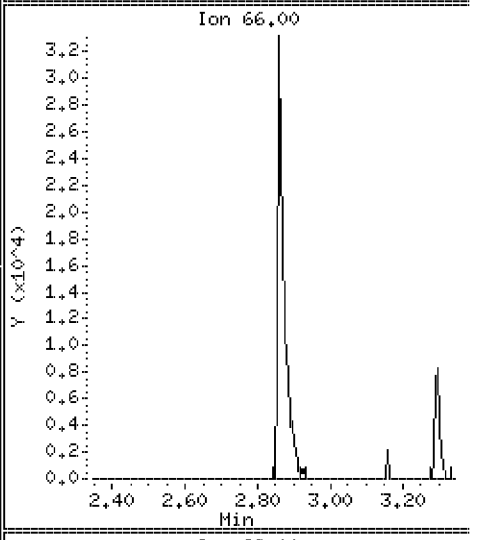

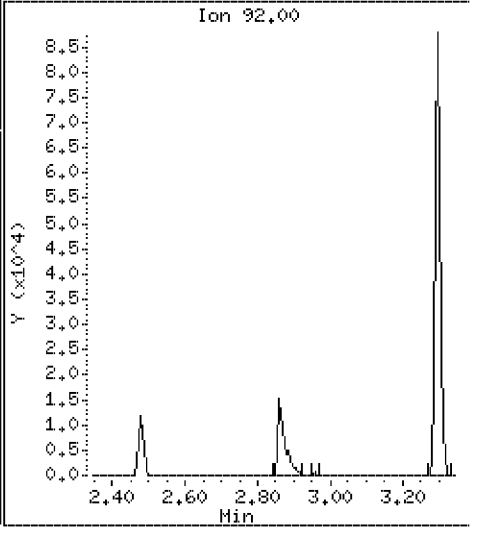

Data File: \\Svecd04\DD\chem\smsd03.i\S305031P.b\9295LCS.D

Date : 03-MAY-2012 17:36

Client ID: 128810LCS

Instrument: smsd03.i

Sample Info: SW128810LCS

Purge Volume: 1000.0

Operator: PEL

Column phase: HPMS-5

Column diameter: 0.25

4 N-Nitrosomethylethylamine

Concentration: 27.9 ug/l

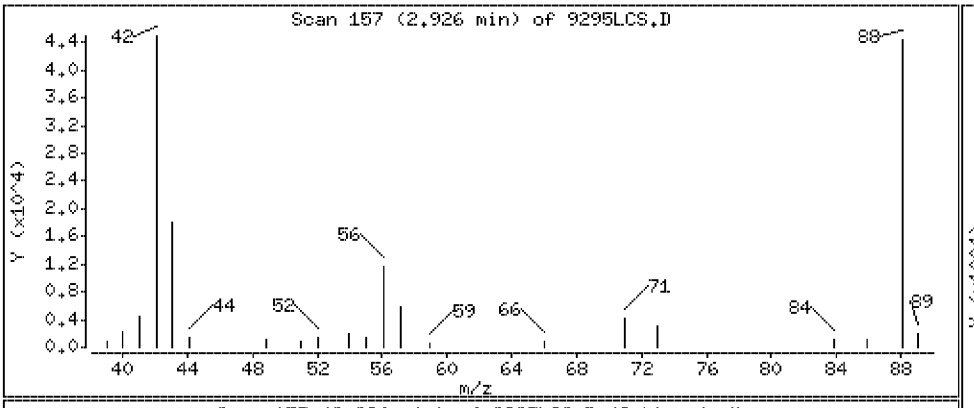

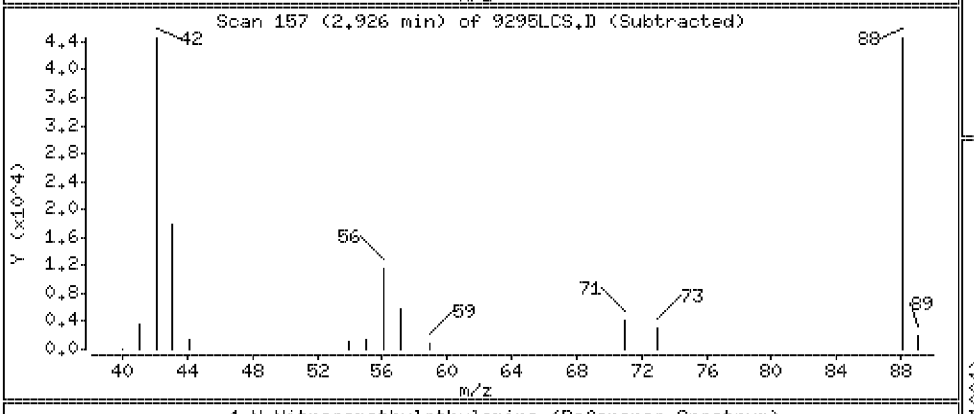

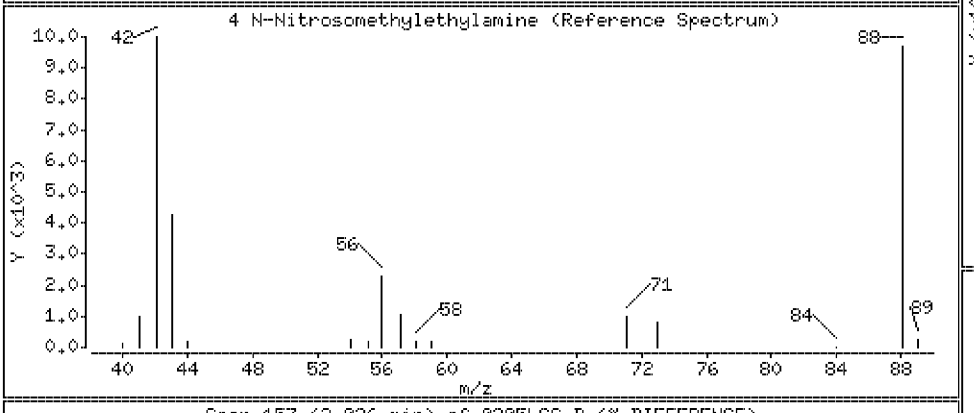

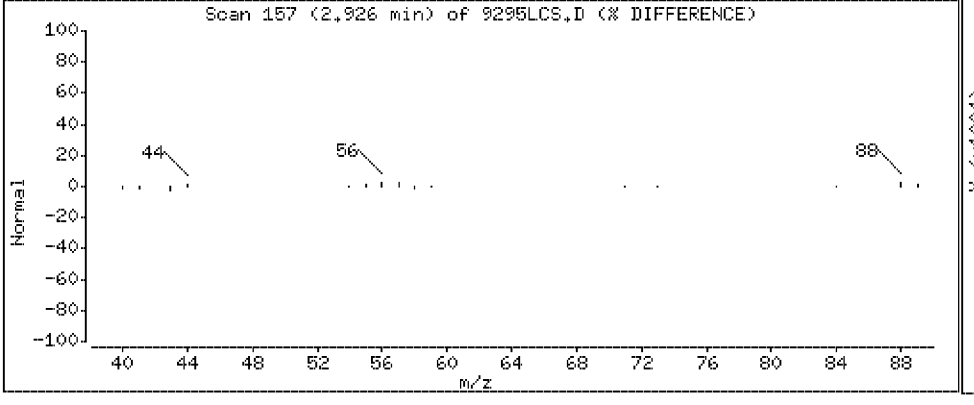

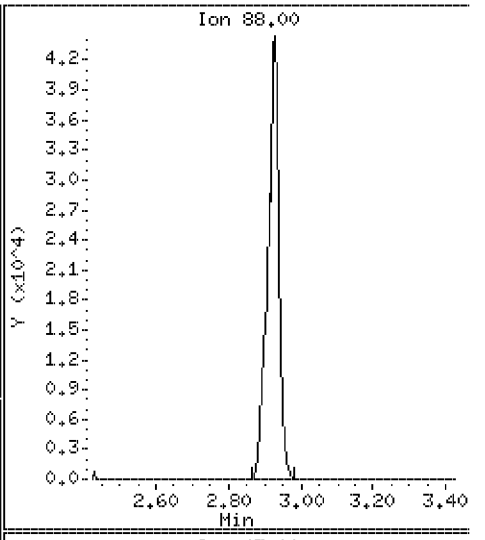

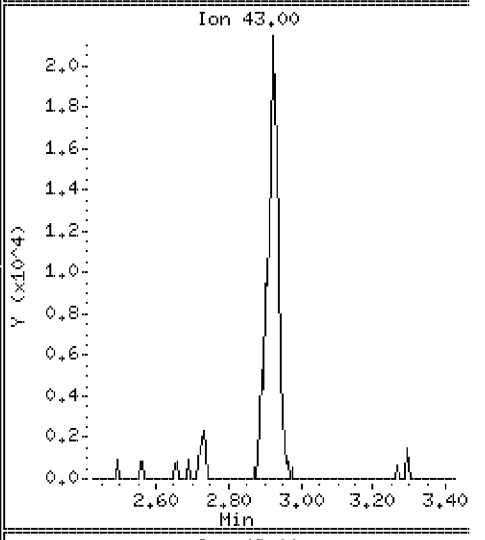

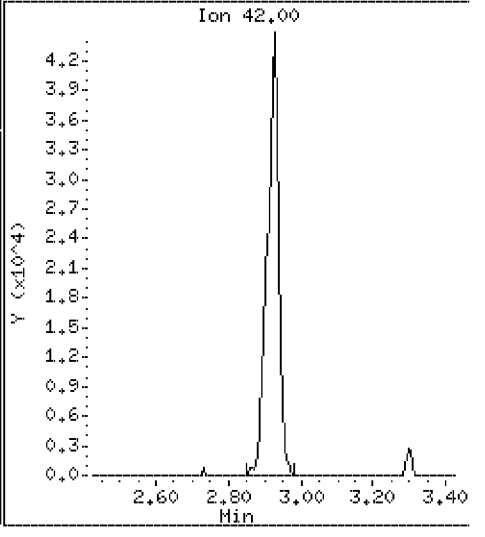

Data File: \\Svecd04\DD\chem\smsd03.i\S305031P.b\9295LCS.D

Date : 03-MAY-2012 17:36

Client ID: 128810LCS

Instrument: smsd03.i

Sample Info: SW128810LCS

Purge Volume: 1000.0

Operator: PEL

Column phase: HPMS-5

Column diameter: 0.25

5 Methyl Methanesulfonate

Concentration: 26.2 ug/l

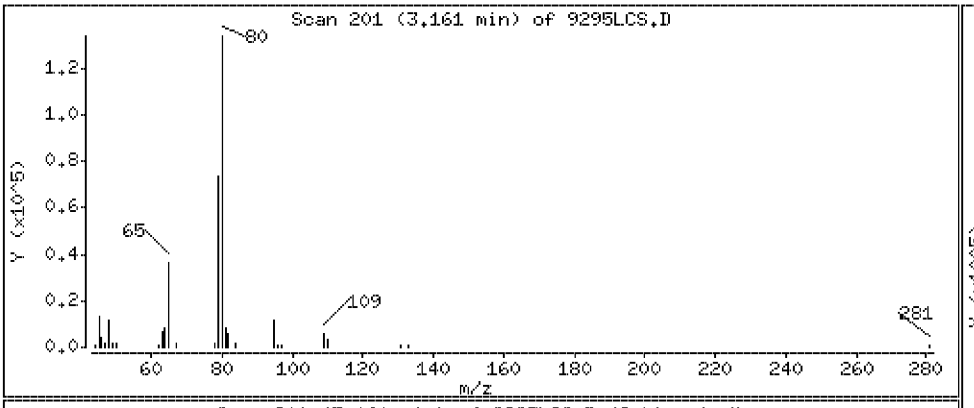

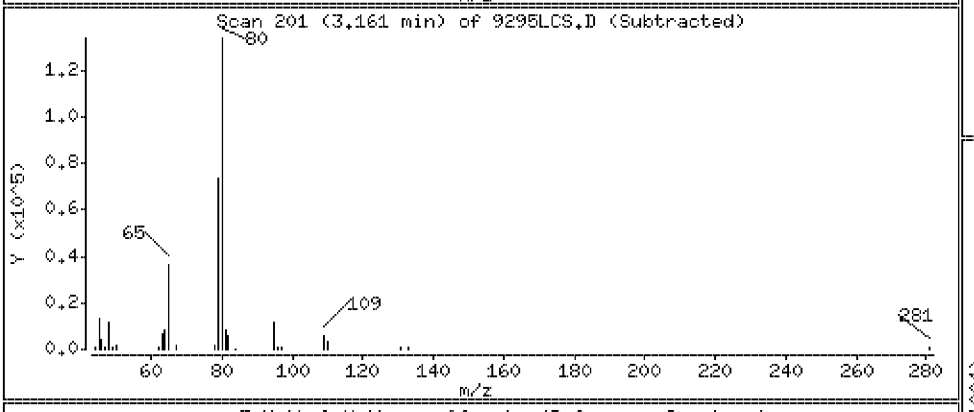

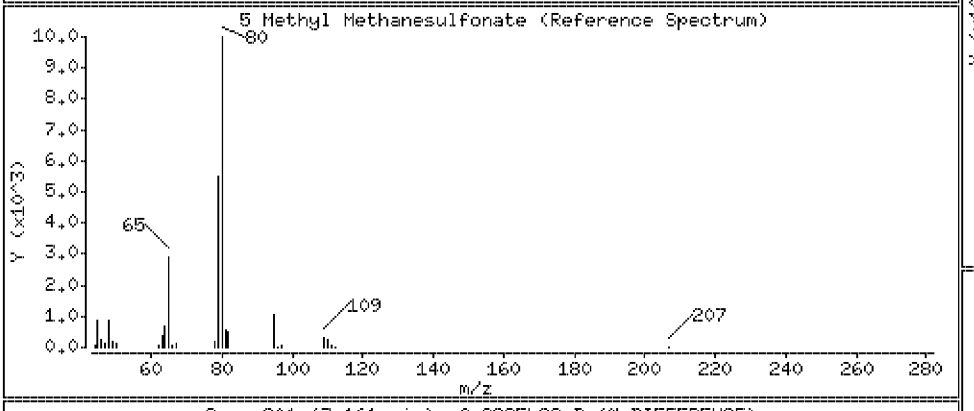

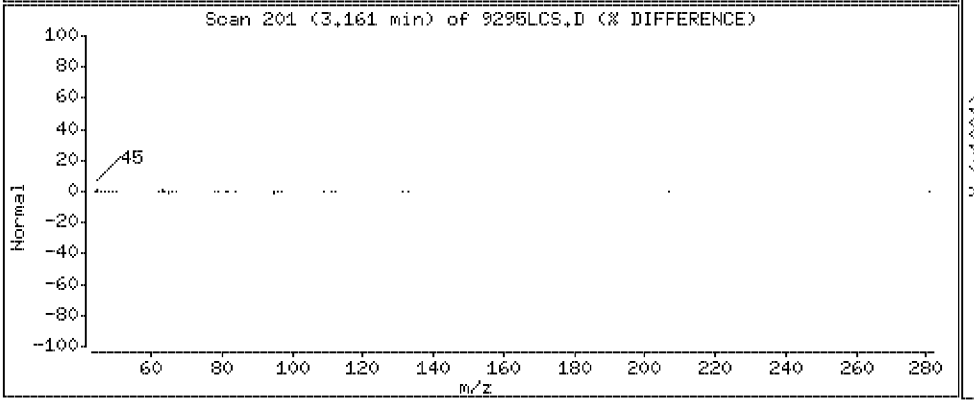

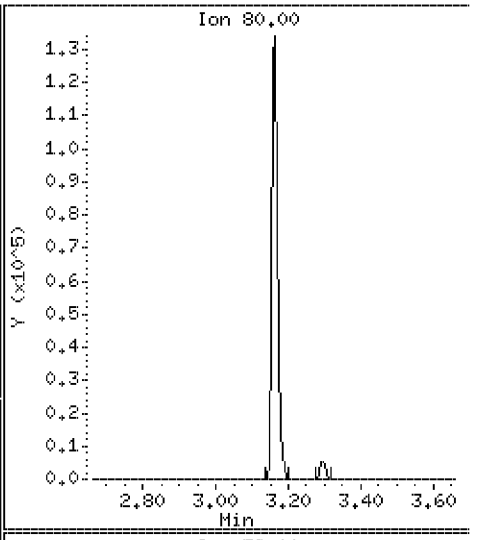

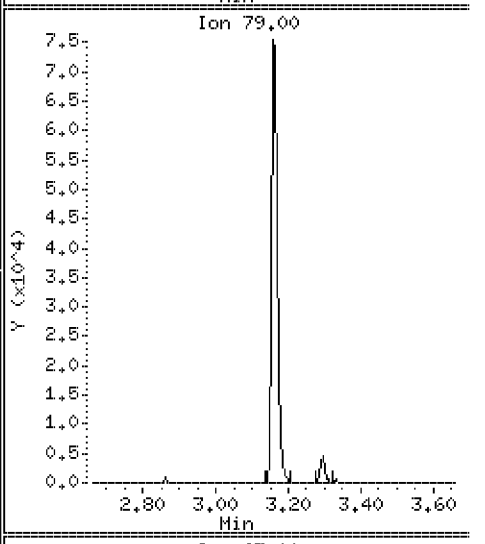

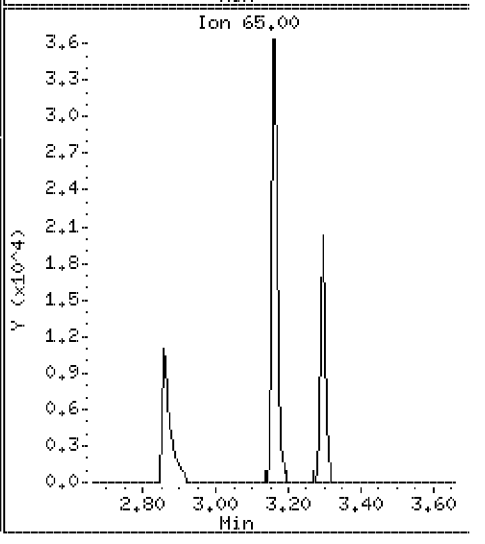

Data File: \\Svecd04\DD\chem\smsd03.i\S305031P.b\9295LCS.D

Date : 03-MAY-2012 17:36

Client ID: 128810LCS

Instrument: smsd03.i

Sample Info: SW128810LCS

Purge Volume: 1000.0

Operator: PEL

Column phase: HPMS-5

Column diameter: 0.25

7 N-Nitrosodiethylamine

Concentration: 30.1 ug/l

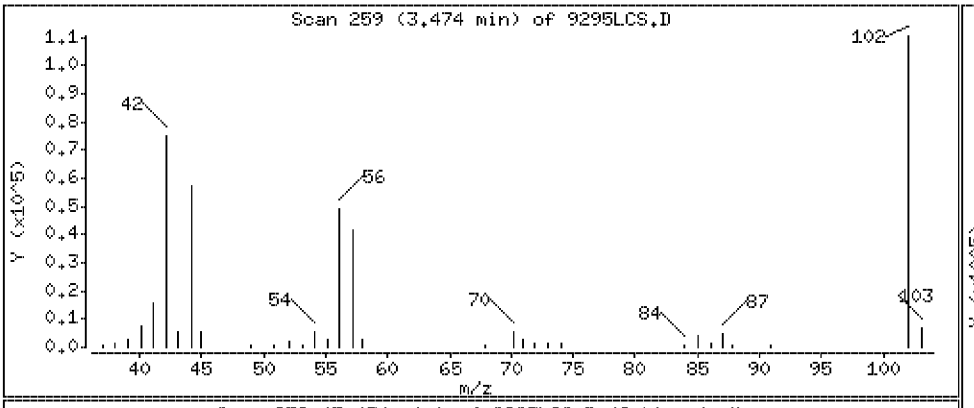

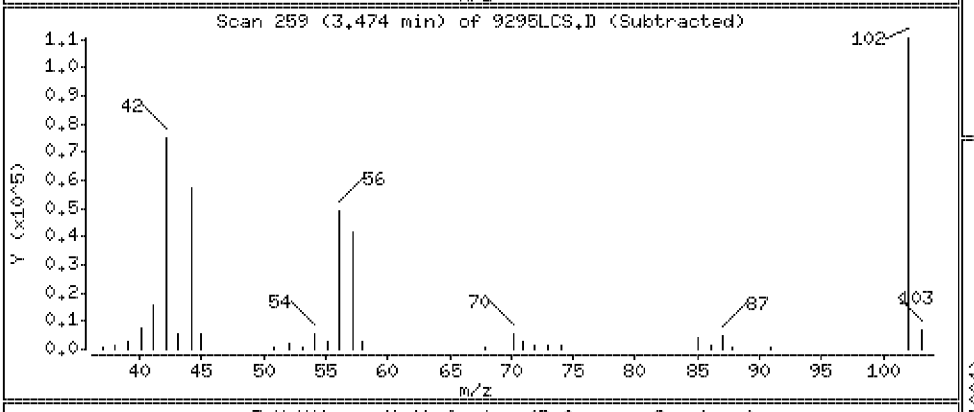

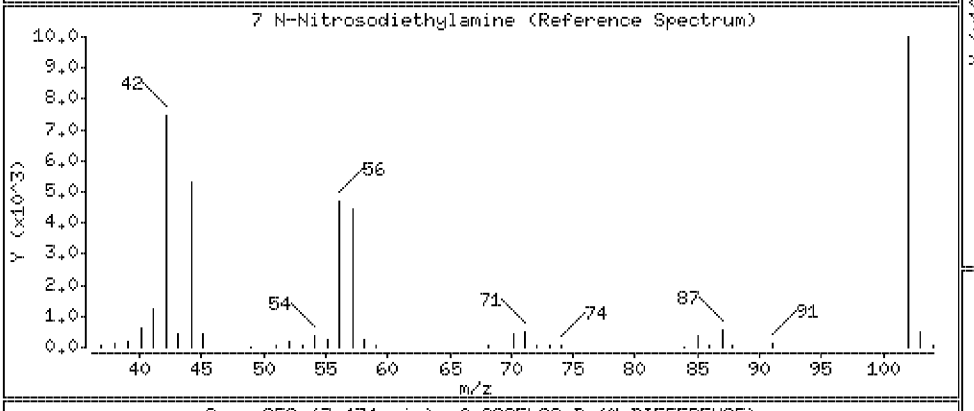

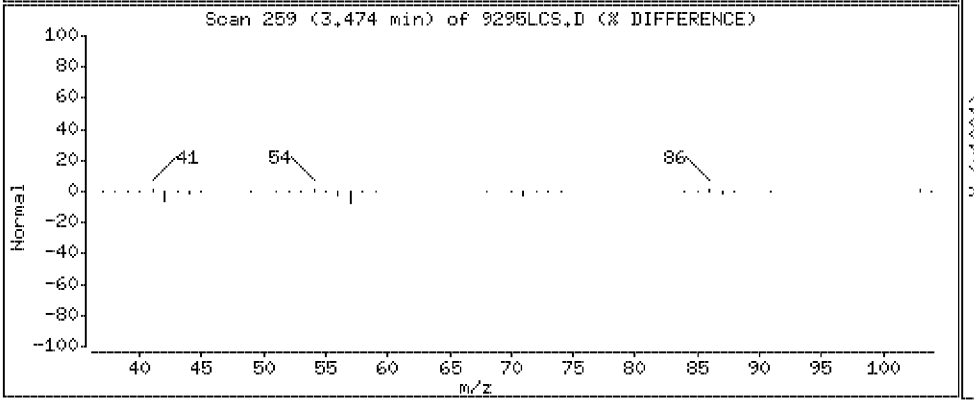

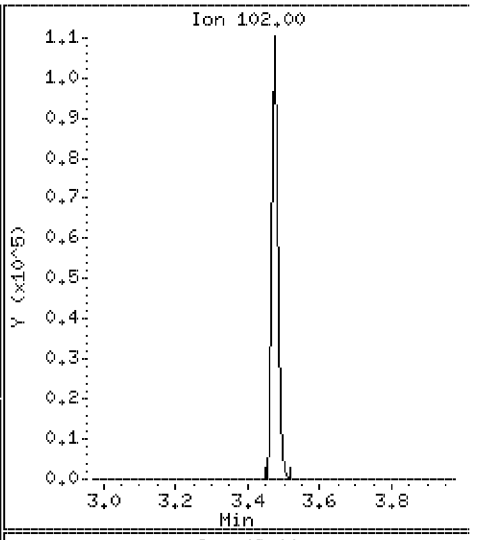

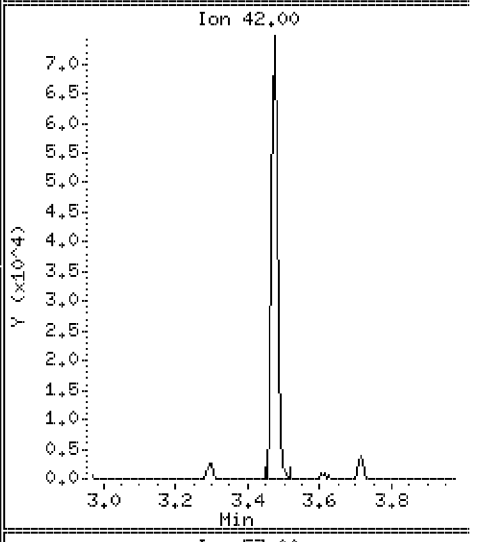

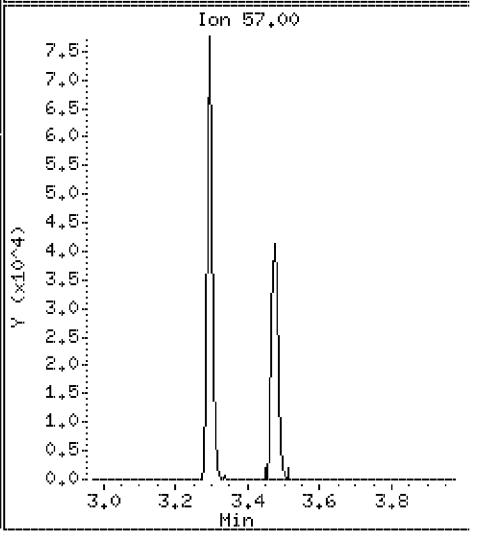

Data File: \\Svecd04\DD\chem\smsd03.i\S305031P.b\9295LCS.D

Date : 03-MAY-2012 17:36

Client ID: 128810LCS

Instrument: smsd03.i

Sample Info: SW128810LCS

Purge Volume: 1000.0

Operator: PEL

Column phase: HPMS-5

Column diameter: 0.25

8 Ethyl Methanesulfonate

Concentration: 36.2 ug/l

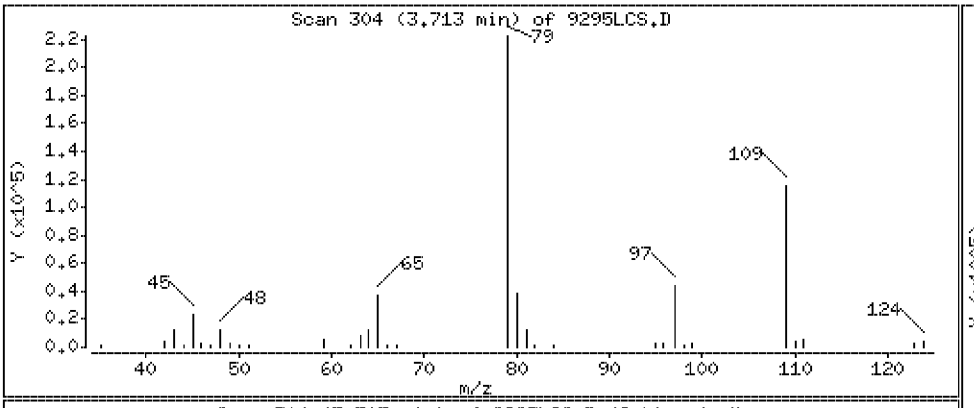

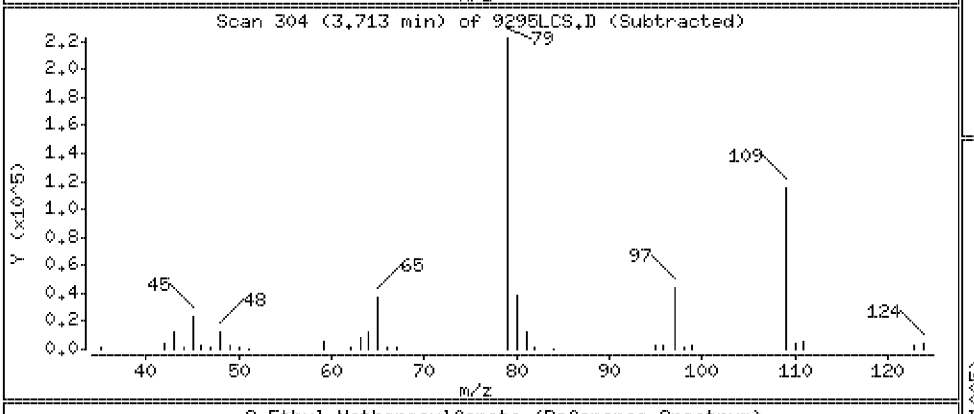

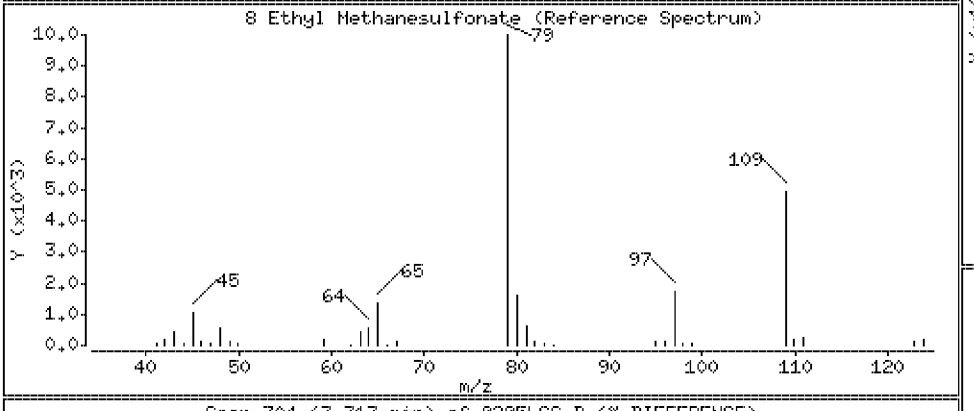

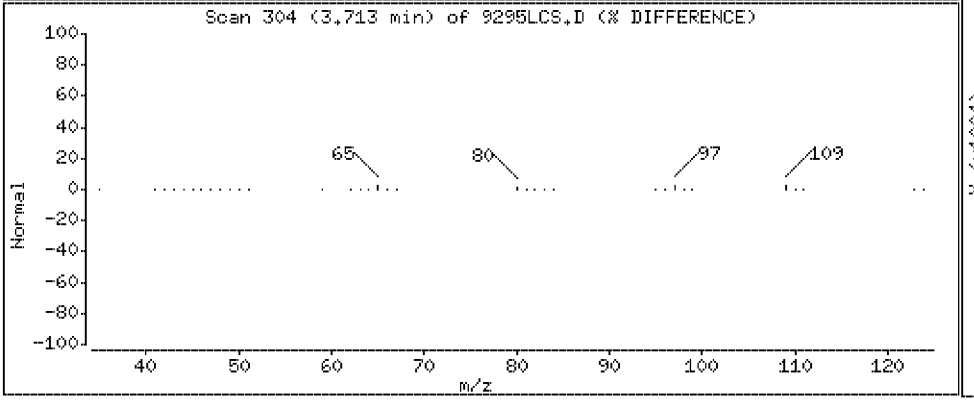

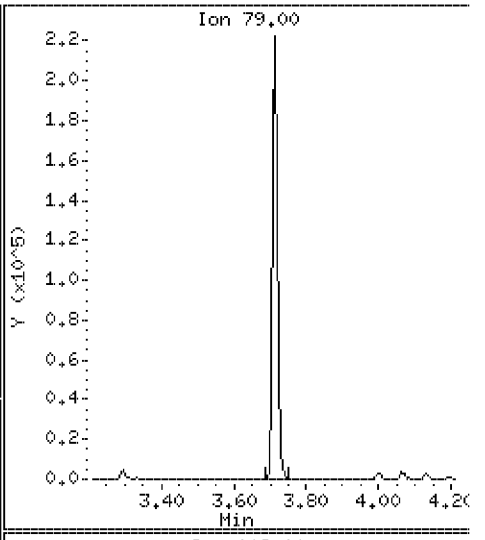

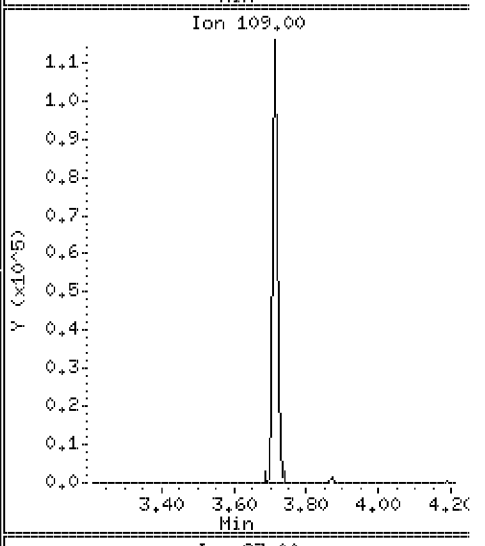

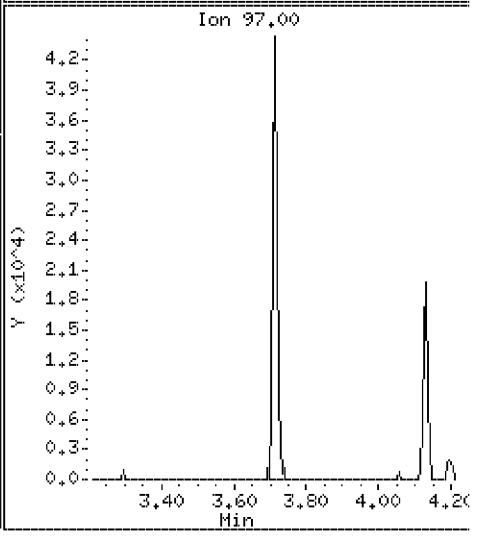

Data File: \\Svecd04\DD\chem\smsd03.i\S305031P.b\9295LCS.D

Date : 03-MAY-2012 17:36

Client ID: 128810LCS

Instrument: smsd03.i

Sample Info: SW128810LCS

Purge Volume: 1000.0

Operator: PEL

Column phase: HPMS-5

Column diameter: 0.25

9 Benzaldehyde

Concentration: 32.1 ug/l

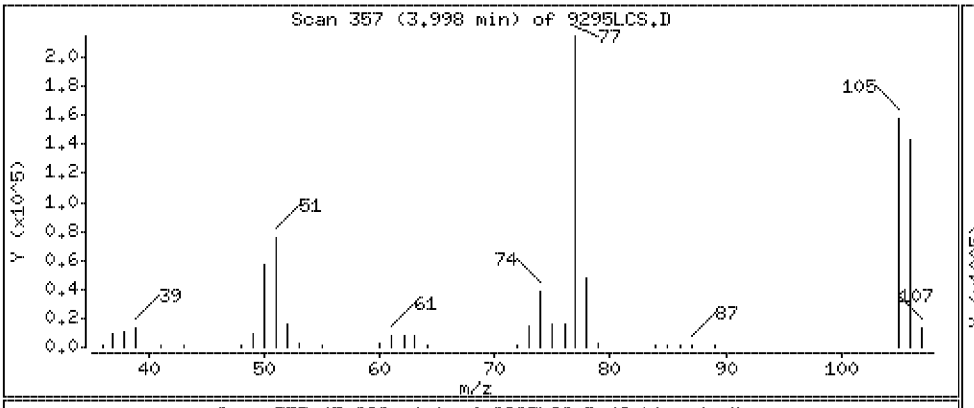

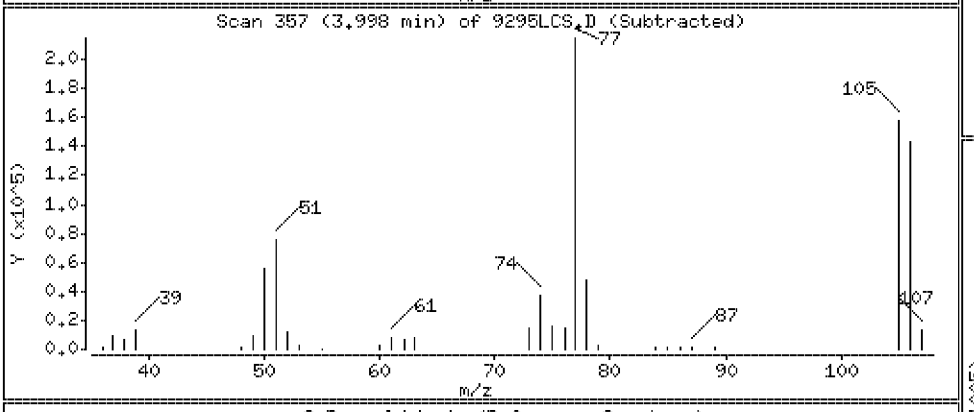

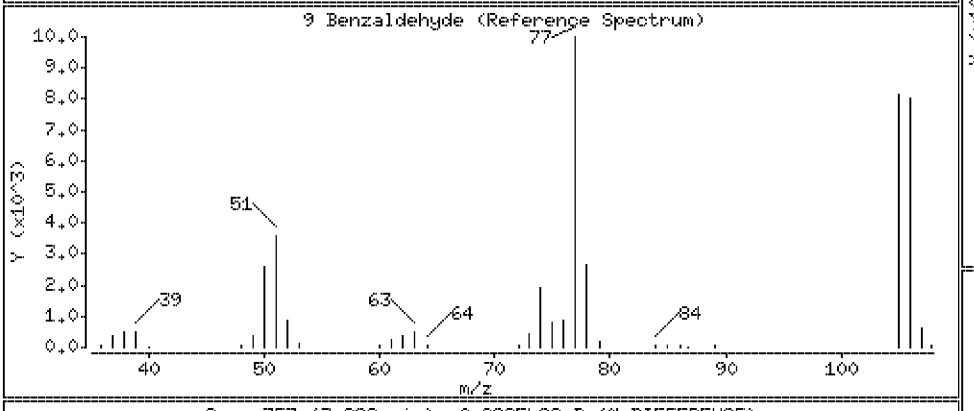

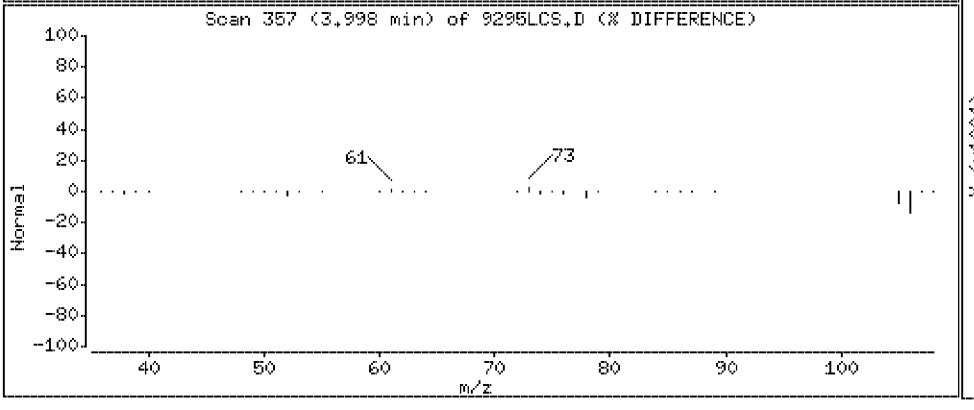

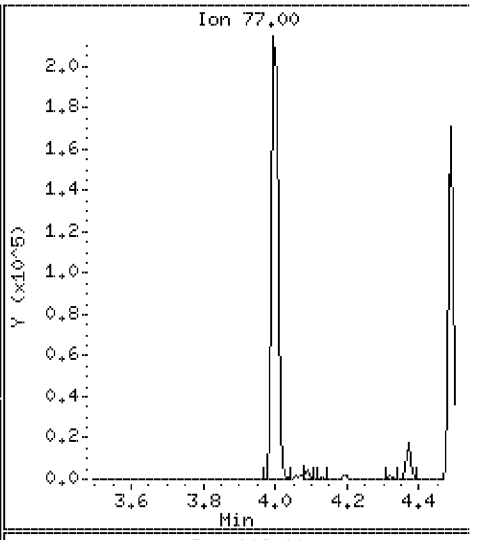

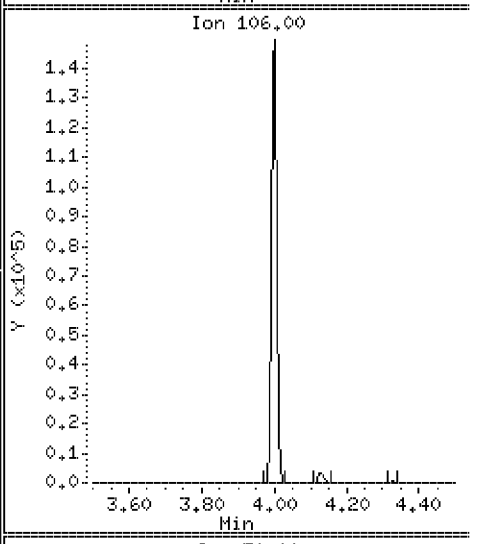

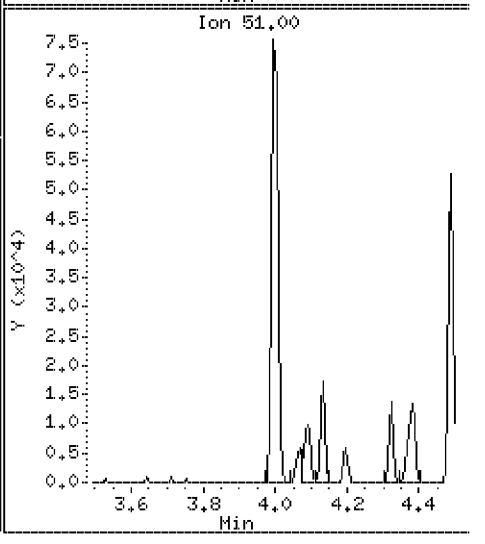

Data File: \\Svecd04\DD\chem\smsd03.i\S305031P.b\9295LCS.D

Date : 03-MAY-2012 17:36

Client ID: 128810LCS

Instrument: smsd03.i

Sample Info: SW128810LCS

Purge Volume: 1000.0

Operator: PEL

Column phase: HPMS-5

Column diameter: 0.25

10 Aniline

Concentration: 24.8 ug/l

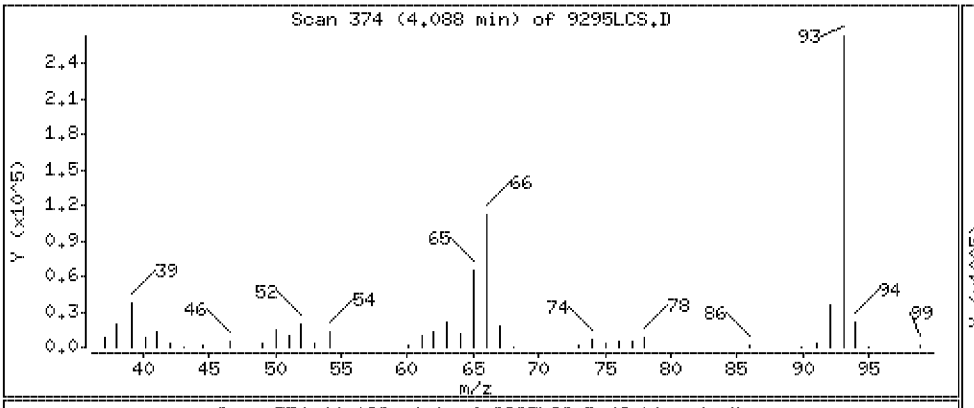

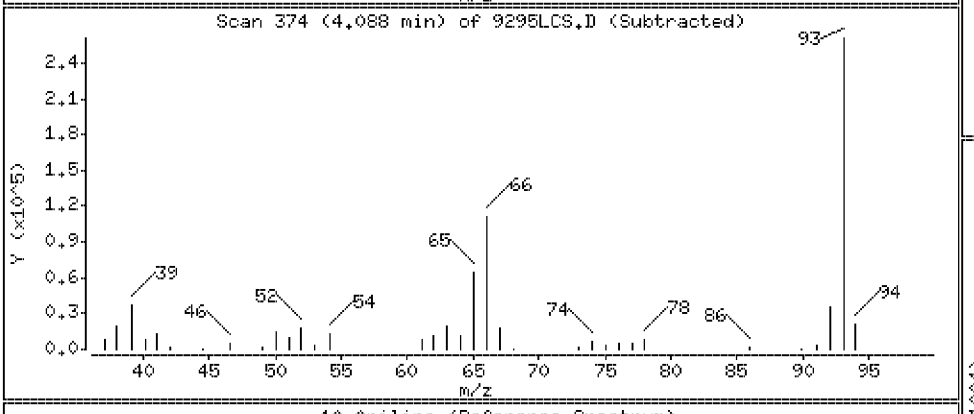

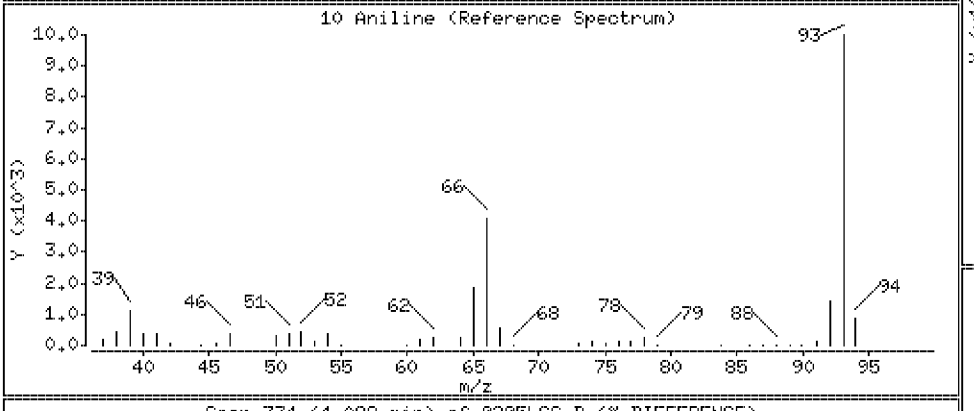

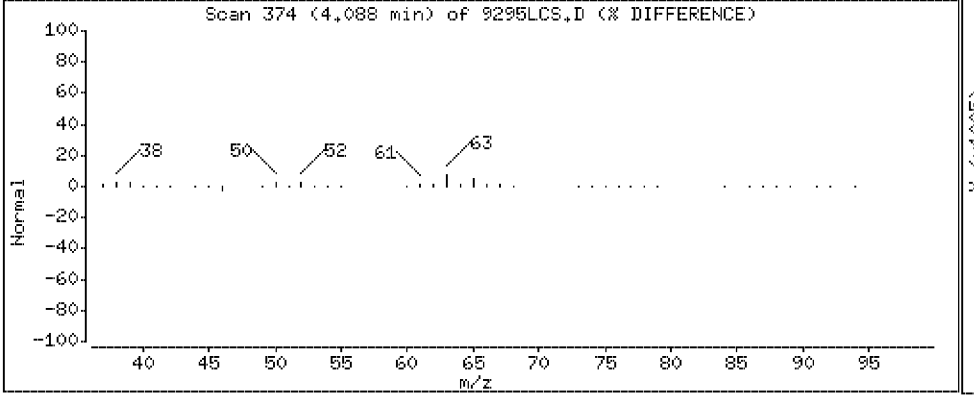

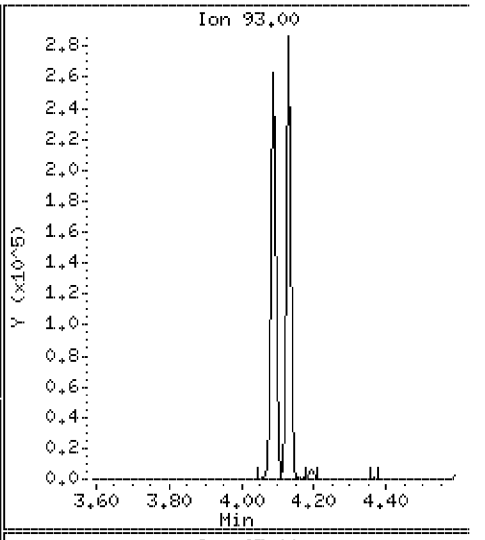

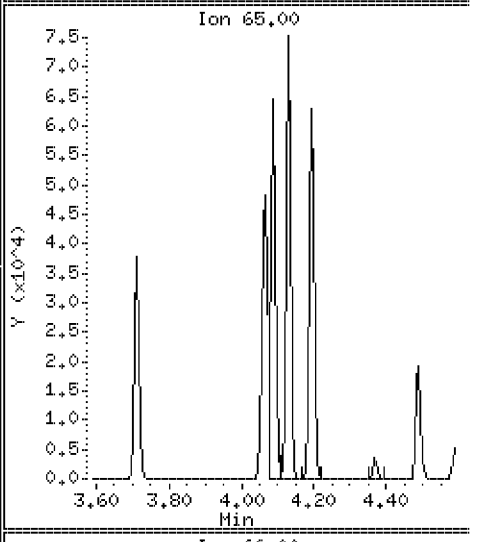

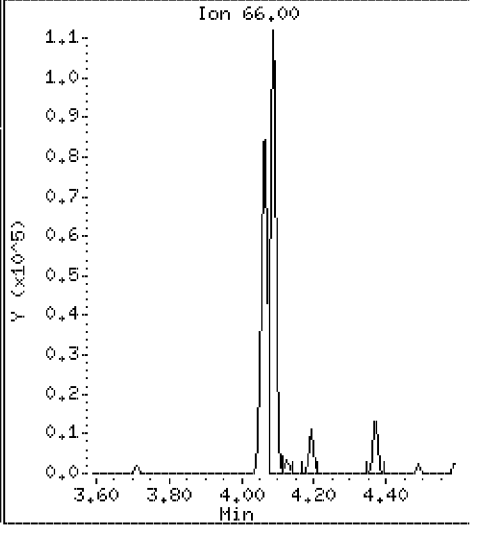

Data File: \\Svecd04\DD\chem\smsd03.i\S305031P.b\9295LCS.D

Date : 03-MAY-2012 17:36

Client ID: 128810LCS

Instrument: smsd03.i

Sample Info: SW128810LCS

Purge Volume: 1000.0

Operator: PEL

Column phase: HPMS-5

Column diameter: 0.25

12 Pentachloroethane

Concentration: 24.7 ug/l

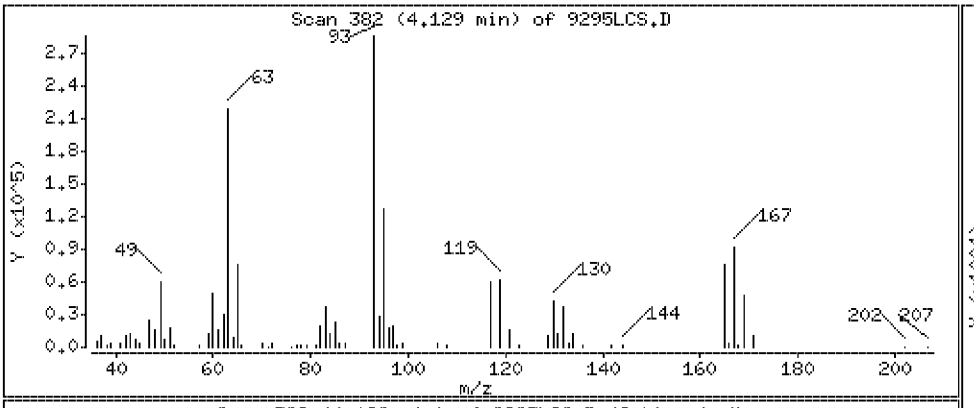

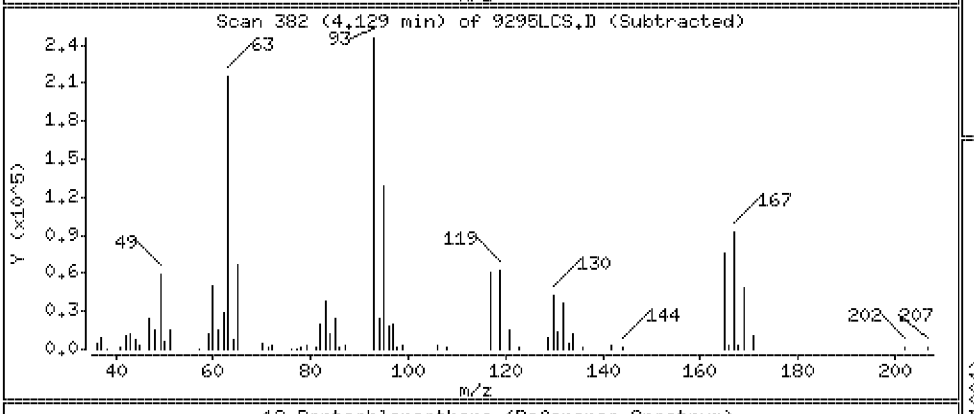

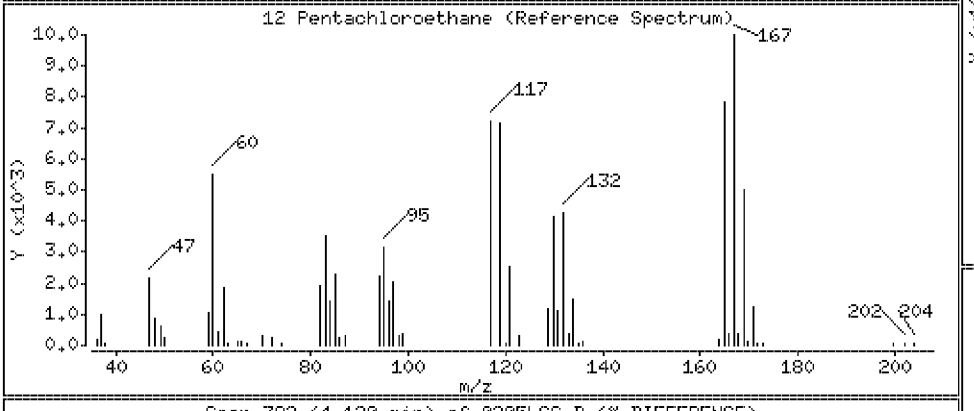

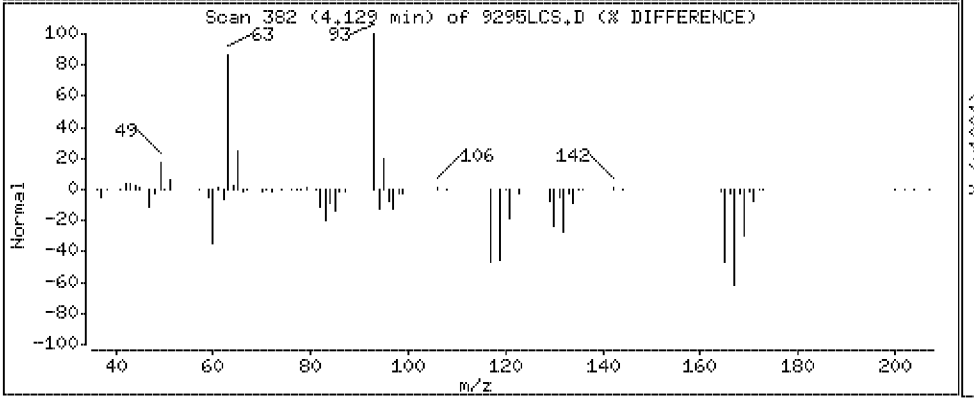

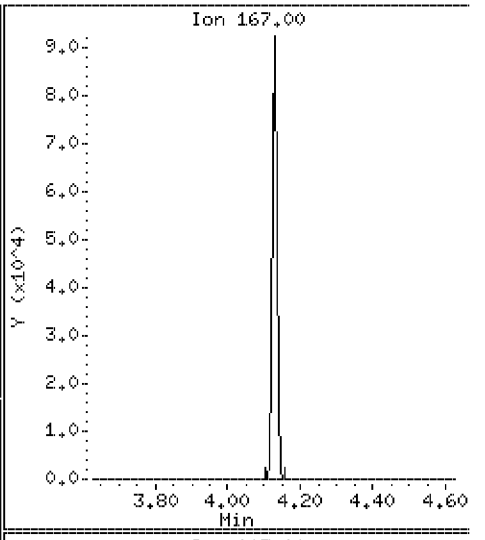

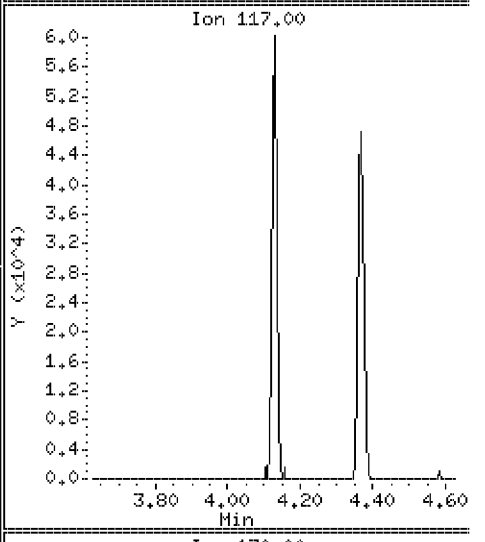

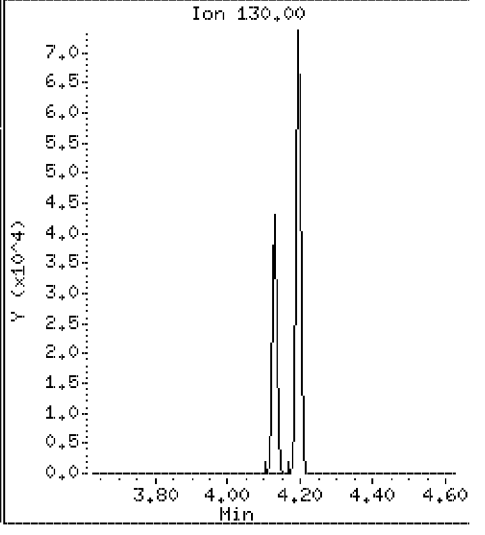

Data File: \\Svecd04\DD\chem\smsd03.i\S305031P.b\9295LCS.D

Date : 03-MAY-2012 17:36

Client ID: 128810LCS

Instrument: smsd03.i

Sample Info: SW128810LCS

Purge Volume: 1000.0

Operator: PEL

Column phase: HPMS-5

Column diameter: 0.25

13 Phenol

Concentration: 13.5 ug/l

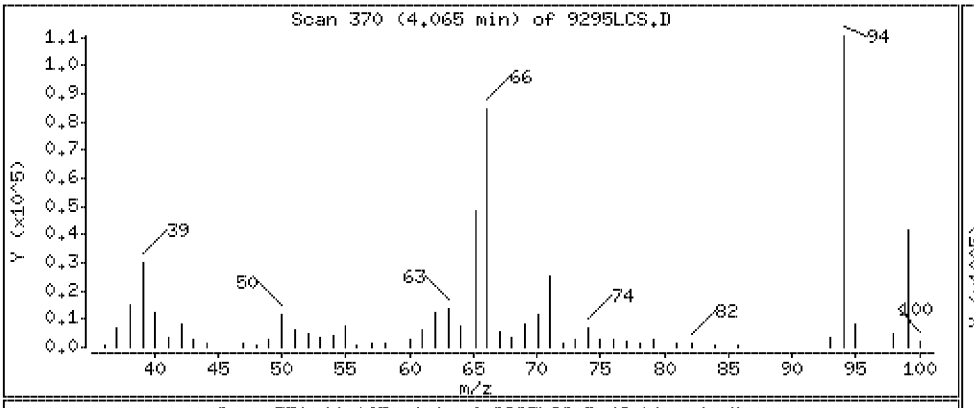

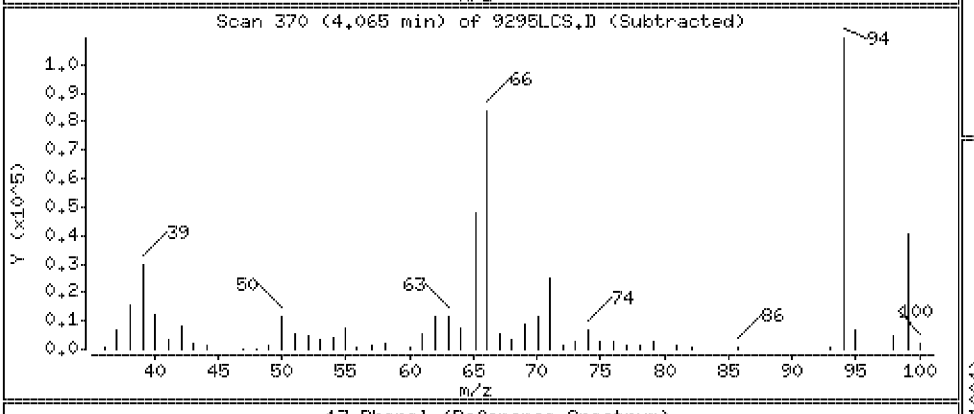

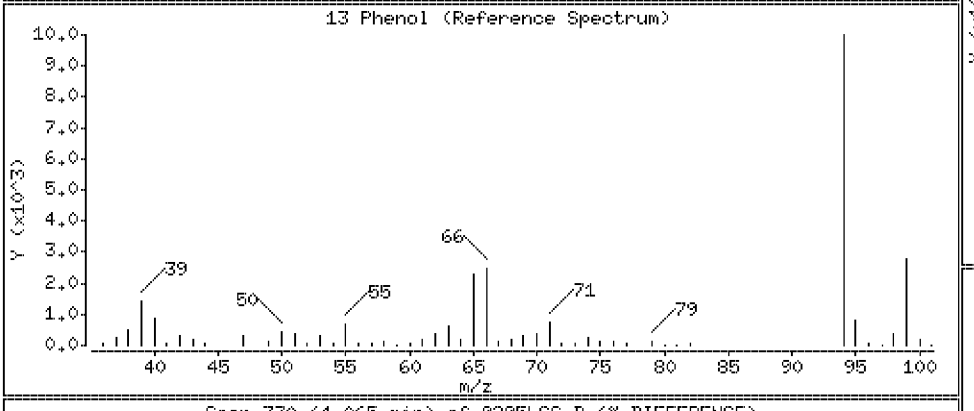

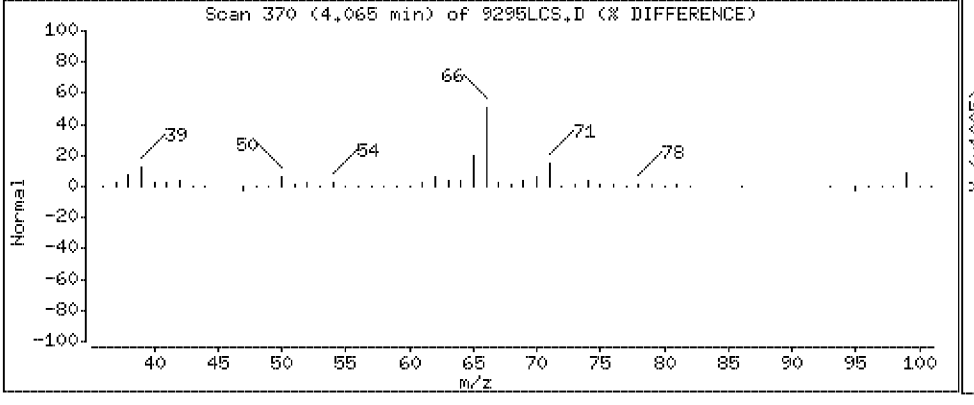

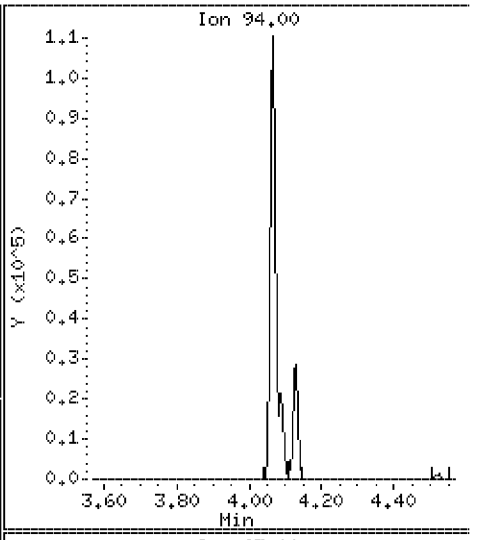

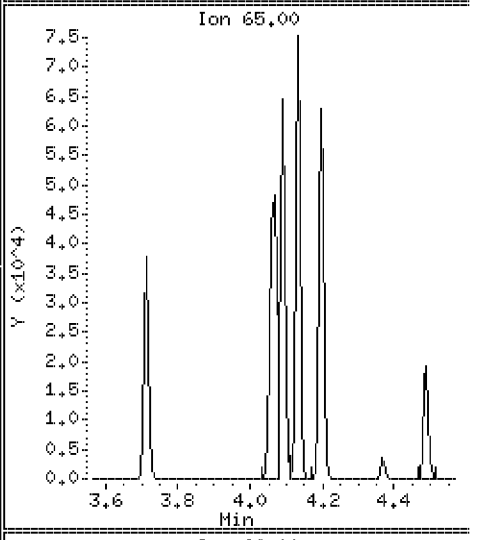

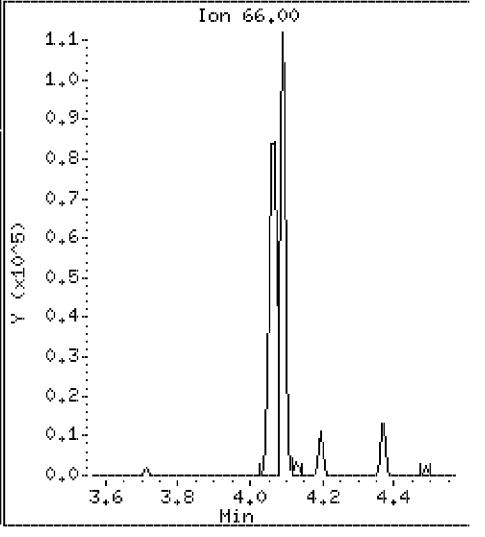

Data File: \\Svecd04\DD\chem\smsd03.i\S305031P.b\9295LCS.D

Date : 03-MAY-2012 17:36

Client ID: 128810LCS

Instrument: smsd03.i

Sample Info: SW128810LCS

Purge Volume: 1000.0

Operator: PEL

Column phase: HPMS-5

Column diameter: 0.25

14 Bis(2-Chloroethyl)ether

Concentration: 40.6 ug/l

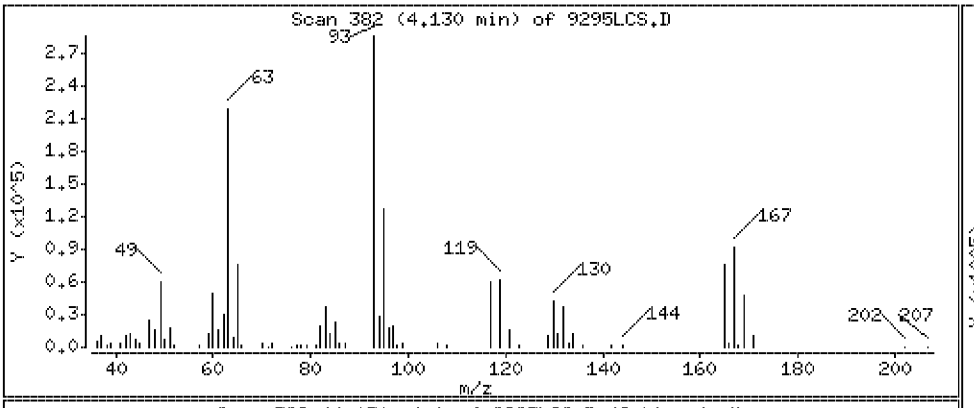

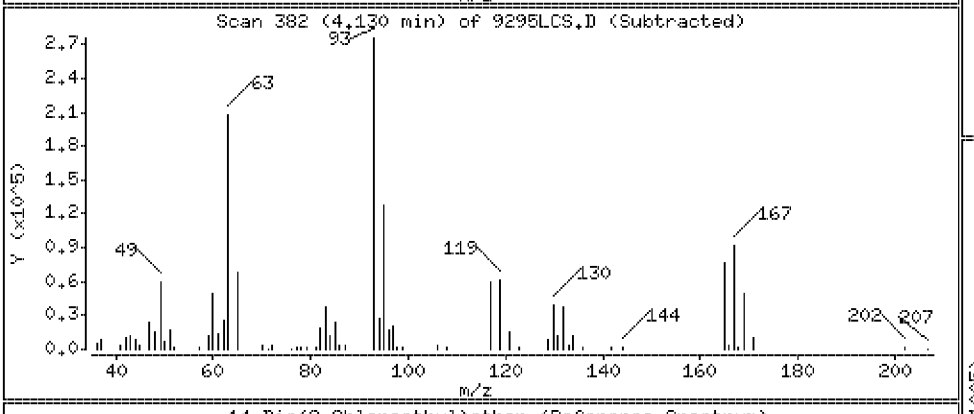

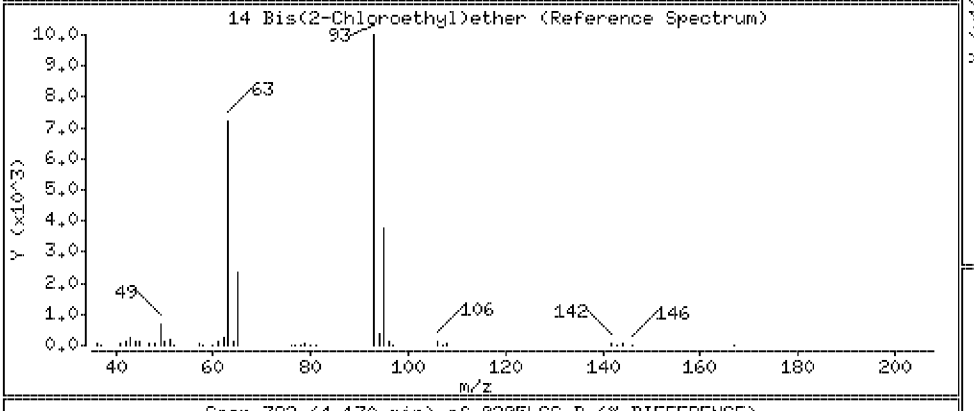

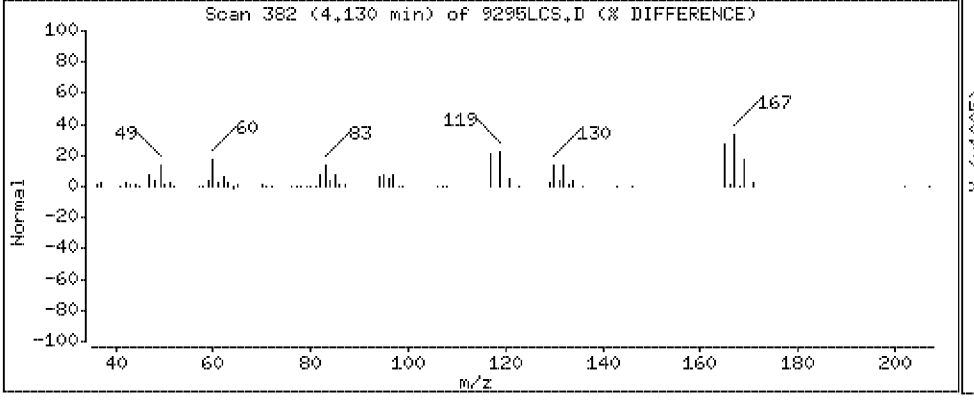

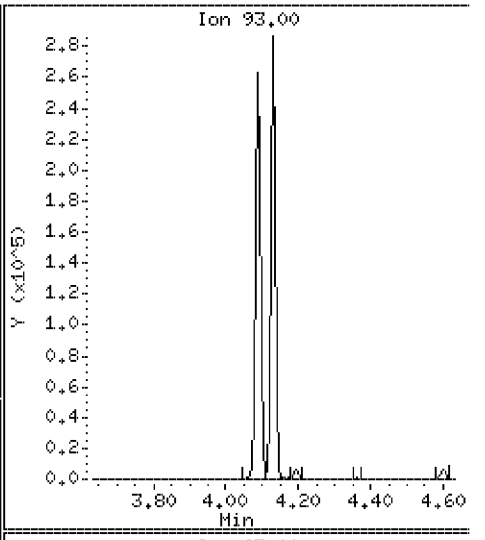

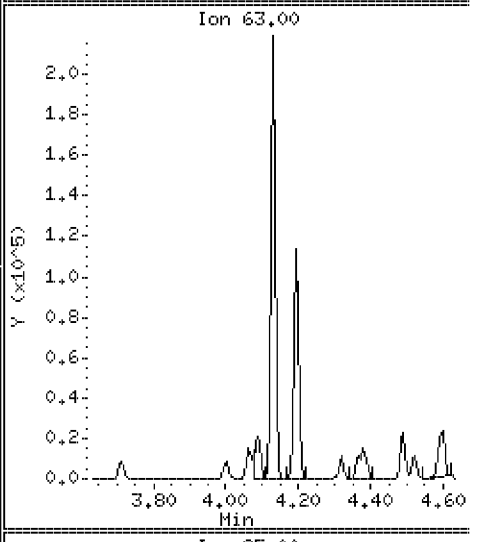

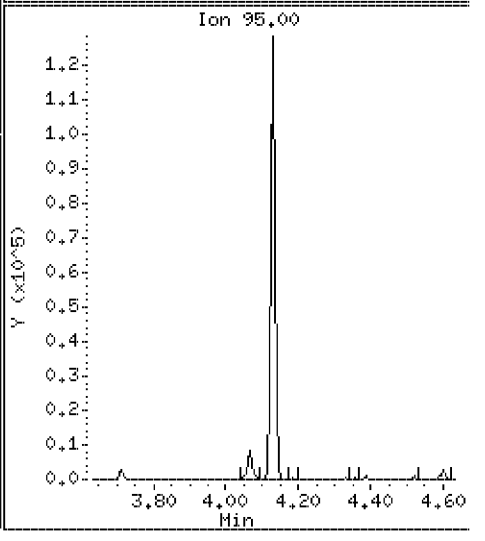

Data File: \\Svecd04\DD\chem\smsd03.i\S305031P.b\9295LCS.D

Date : 03-MAY-2012 17:36

Client ID: 128810LCS

Instrument: smsd03.i

Sample Info: SW128810LCS

Purge Volume: 1000.0

Operator: PEL

Column phase: HPMS-5

Column diameter: 0.25

15 2-Chlorophenol

Concentration: 31.0 ug/l

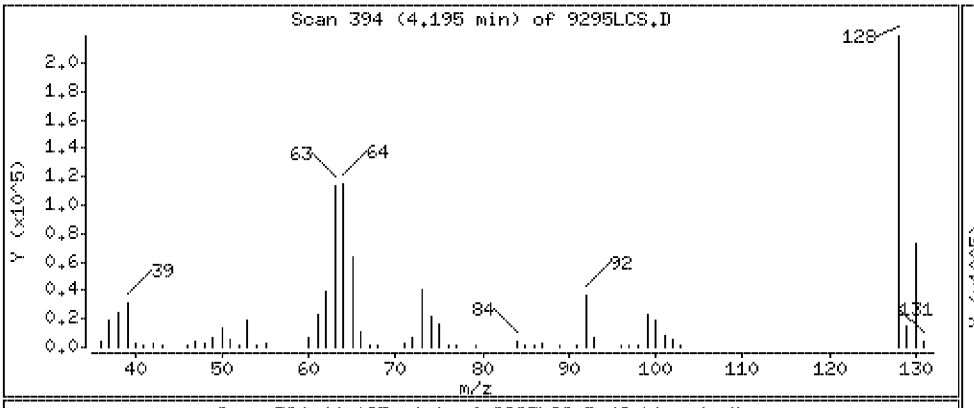

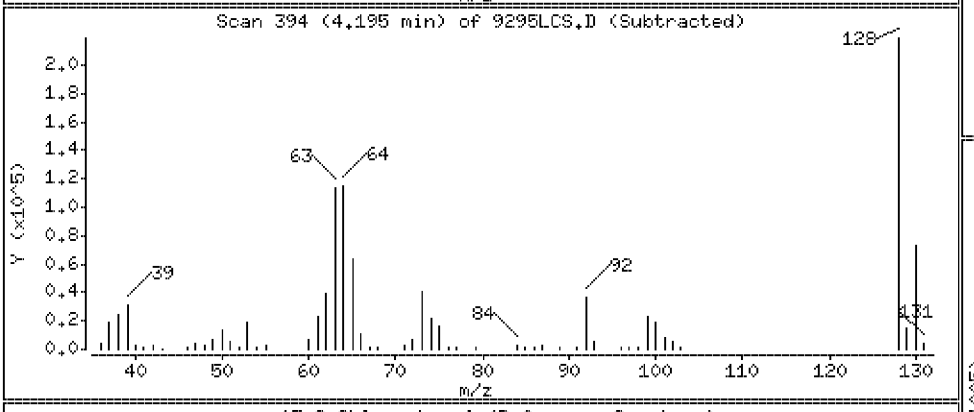

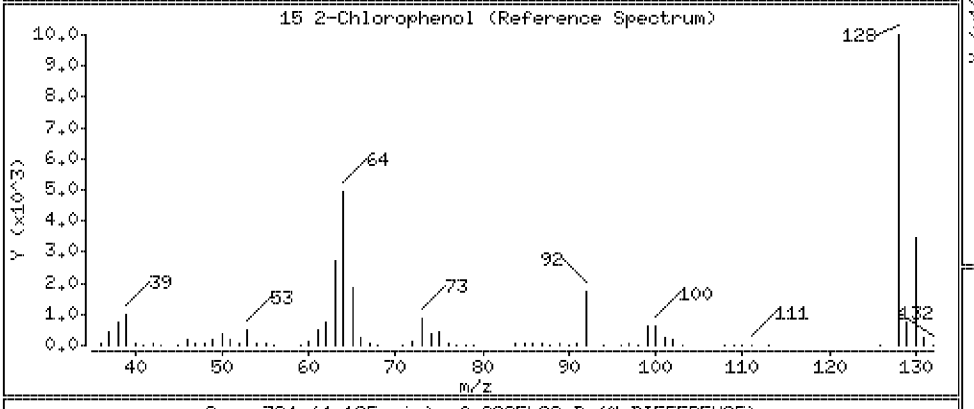

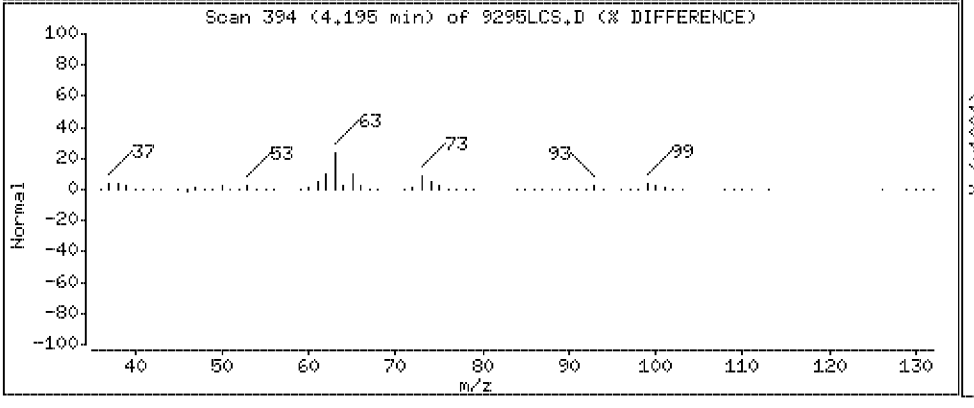

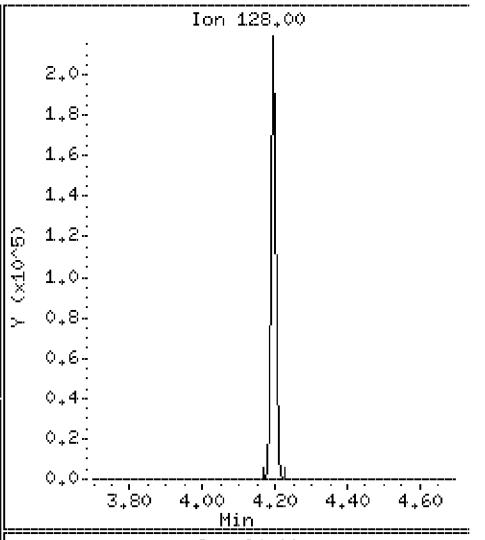

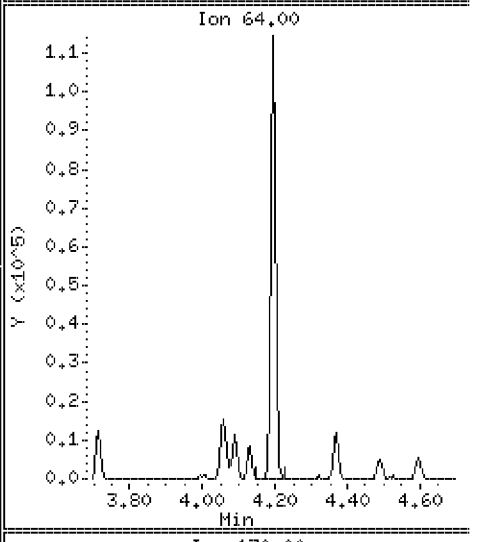

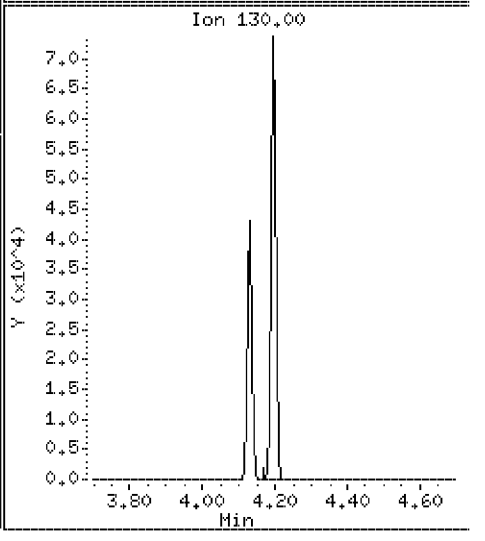

Data File: \\Svecd04\DD\chem\smsd03.i\S305031P.b\9295LCS.D

Date : 03-MAY-2012 17:36

Client ID: 128810LCS

Instrument: smsd03.i

Sample Info: SW128810LCS

Purge Volume: 1000.0

Operator: PEL

Column phase: HPMS-5

Column diameter: 0.25

17 1,3-Dichlorobenzene

Concentration: 26.4 ug/l

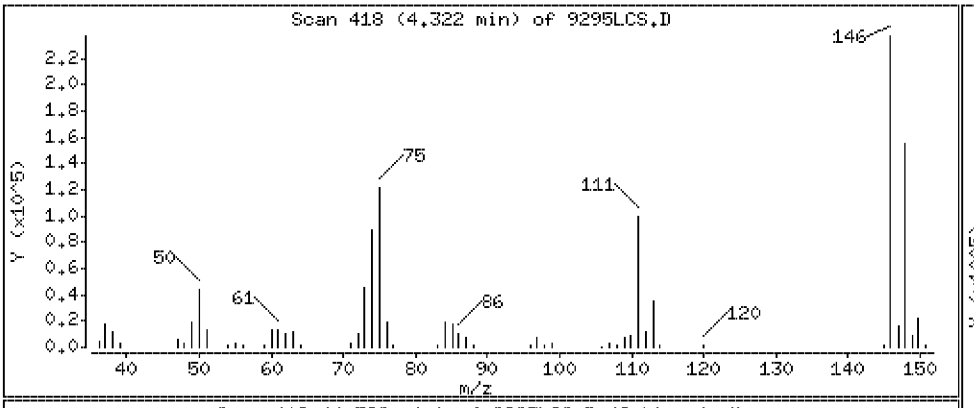

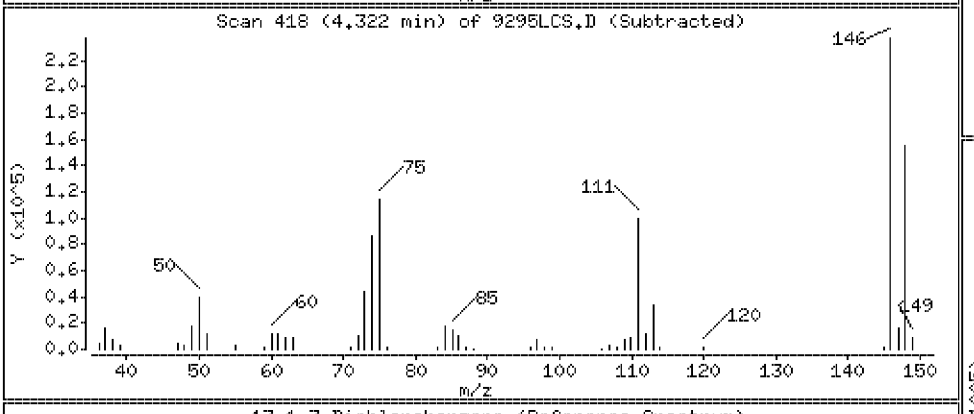

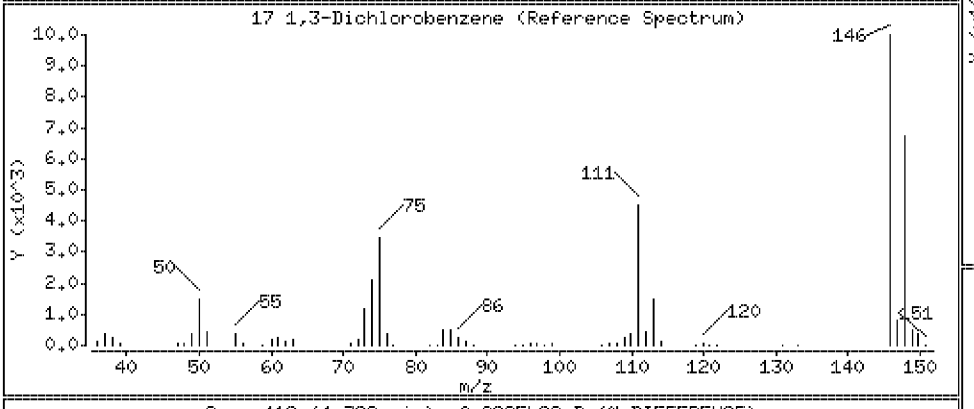

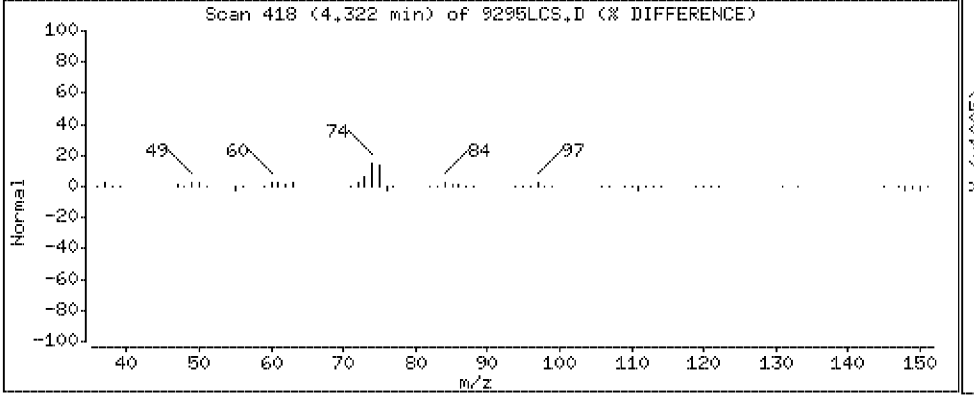

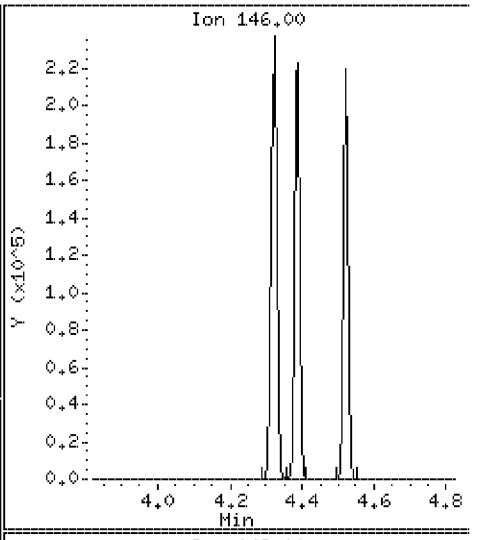

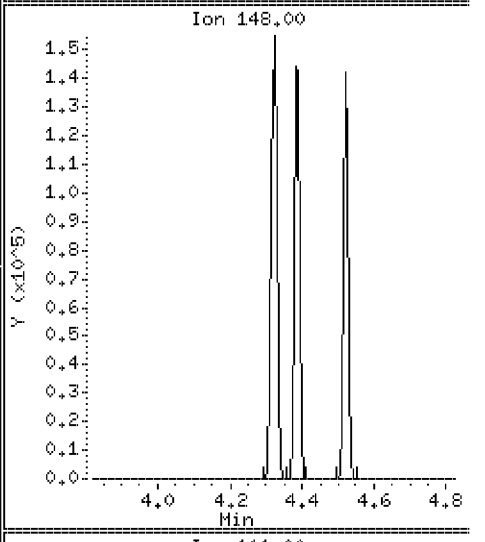

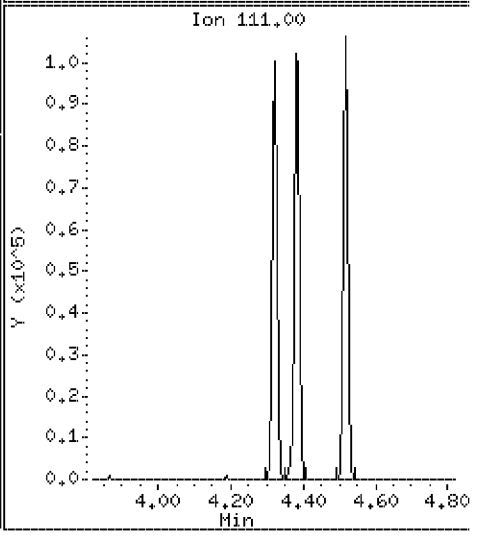

Data File: \\Svecd04\DD\chem\smsd03.i\S305031P.b\9295LCS.D

Date : 03-MAY-2012 17:36

Client ID: 128810LCS

Instrument: smsd03.i

Sample Info: SW128810LCS

Purge Volume: 1000.0

Operator: PEL

Column phase: HPMS-5

Column diameter: 0.25

19 1,4-Dichlorobenzene

Concentration: 26.3 ug/l

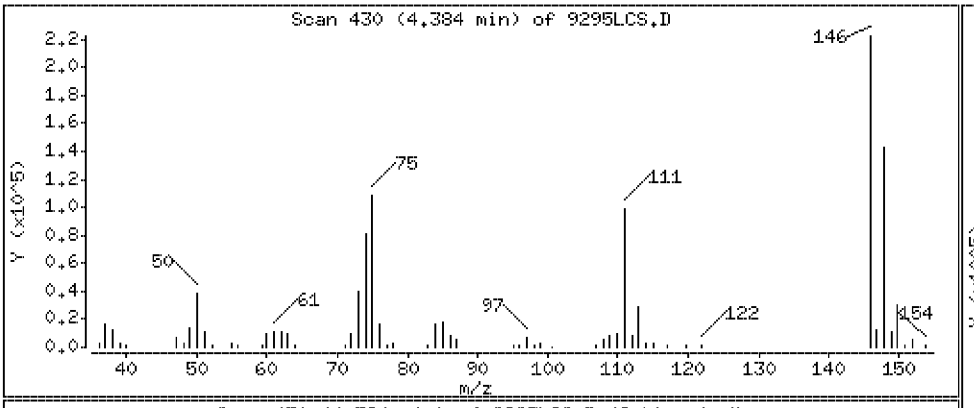

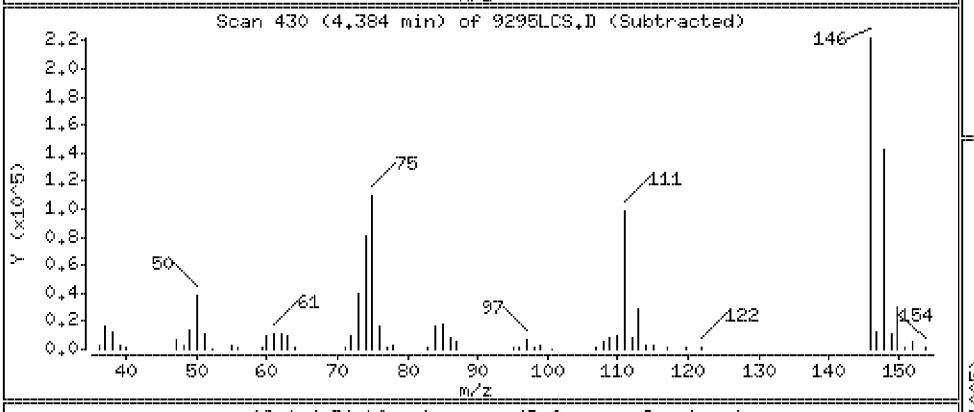

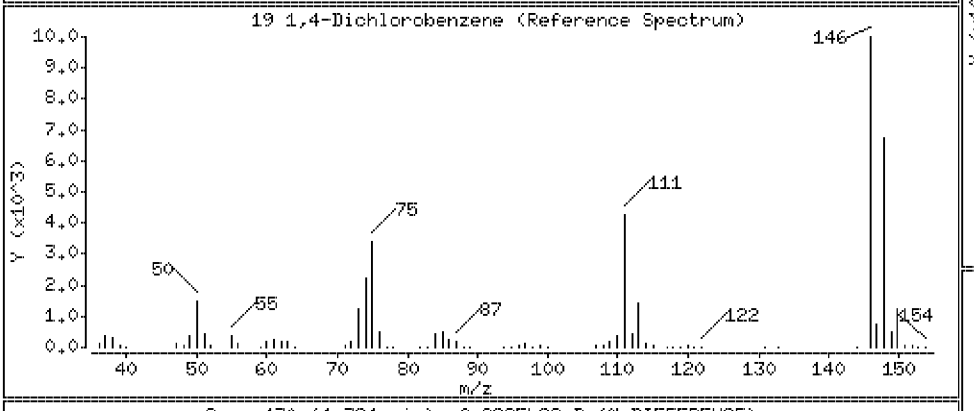

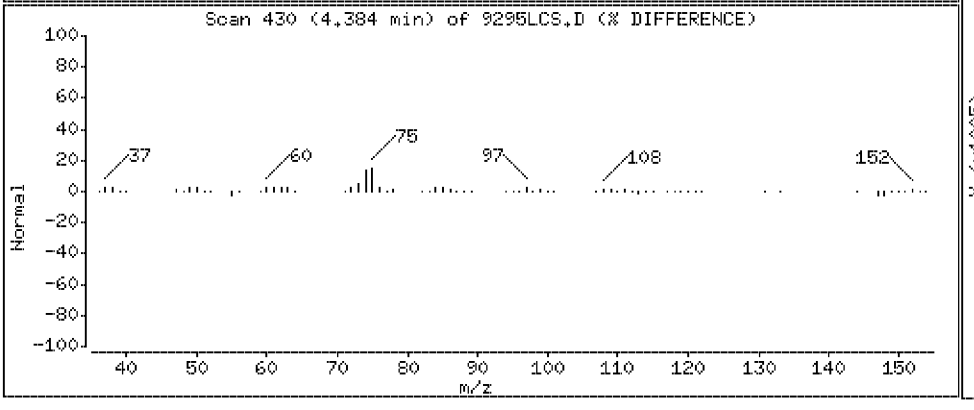

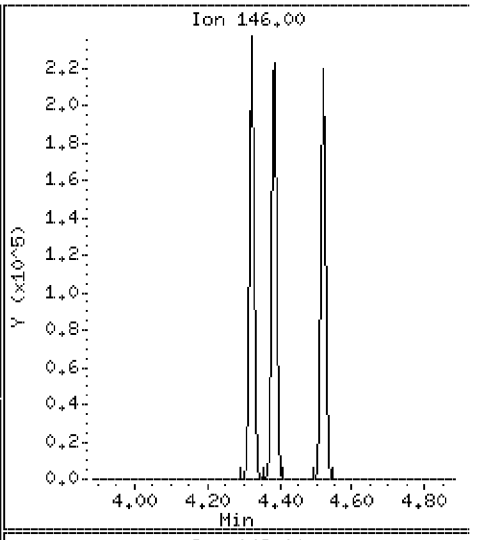

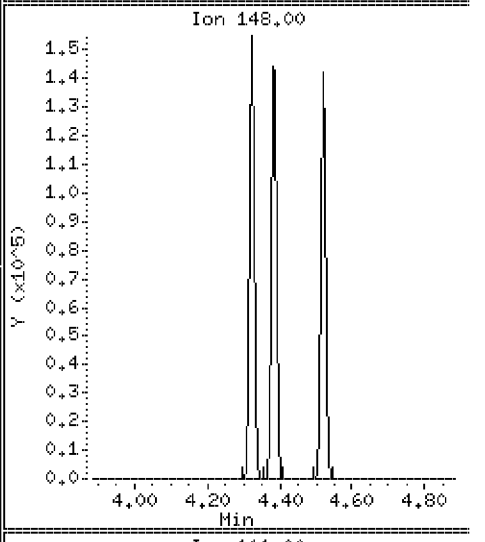

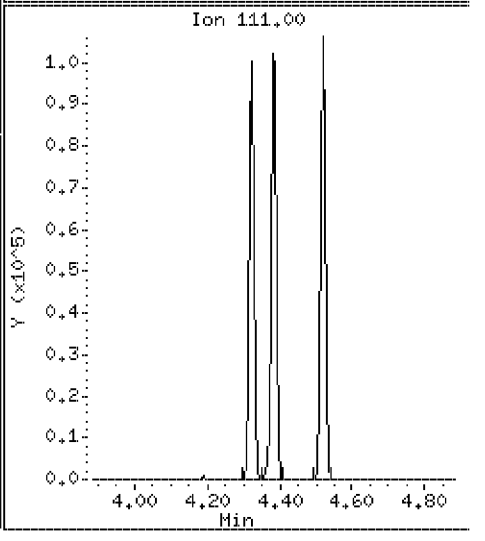

Data File: \\Svecd04\DD\chem\smsd03.i\S305031P.b\9295LCS.D

Date : 03-MAY-2012 17:36

Client ID: 128810LCS

Instrument: smsd03.i

Sample Info: SW128810LCS

Purge Volume: 1000.0

Operator: PEL

Column phase: HPMS-5

Column diameter: 0.25

20 1,2-Dichlorobenzene

Concentration: 27.2 ug/l

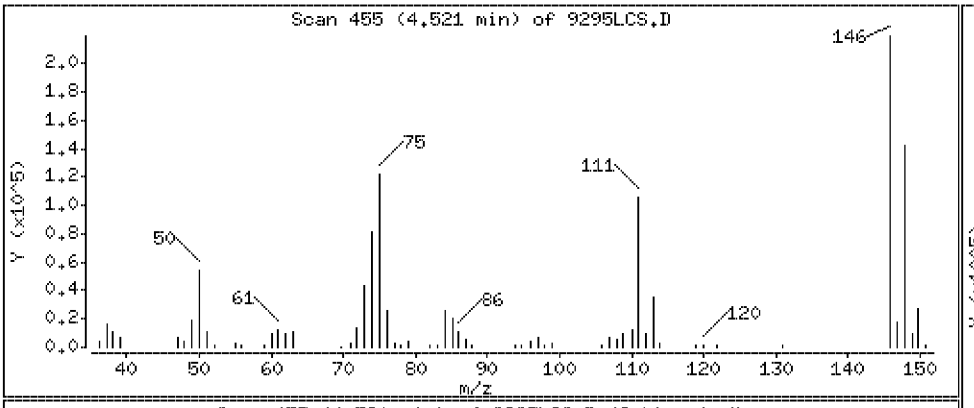

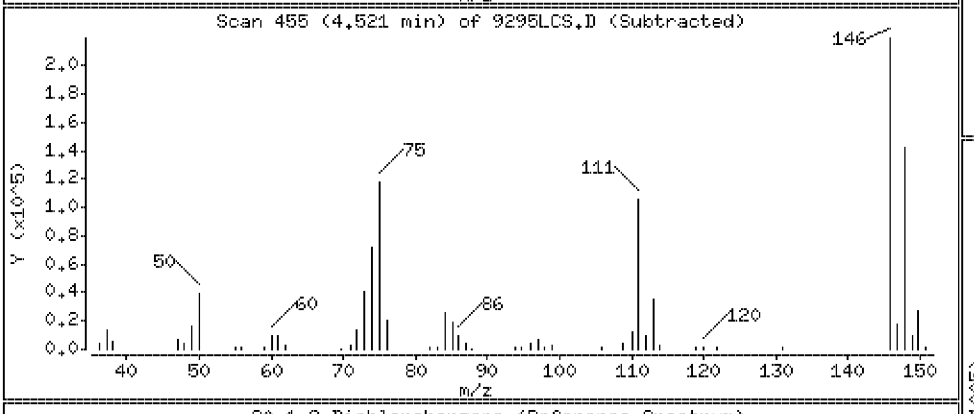

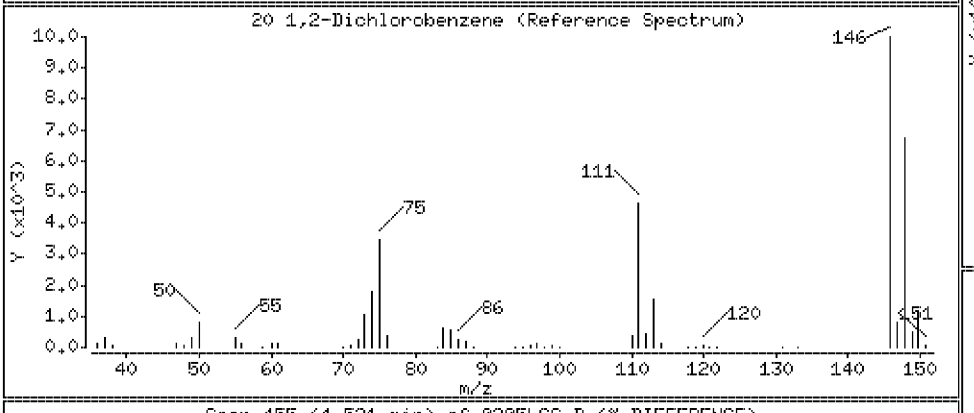

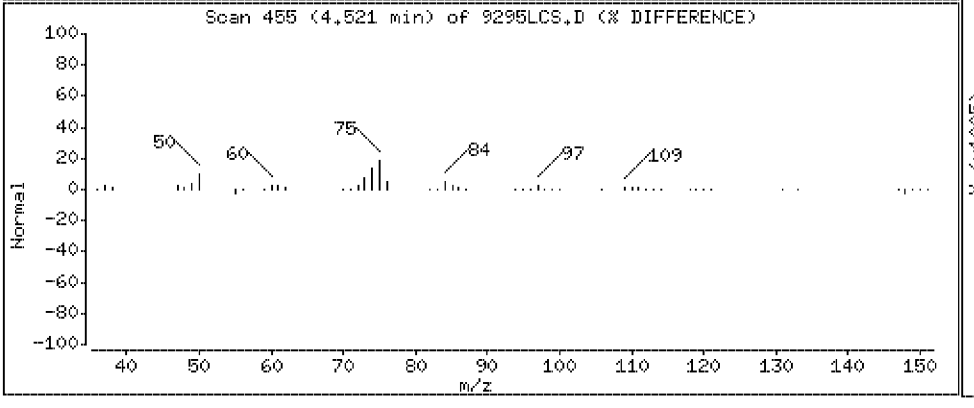

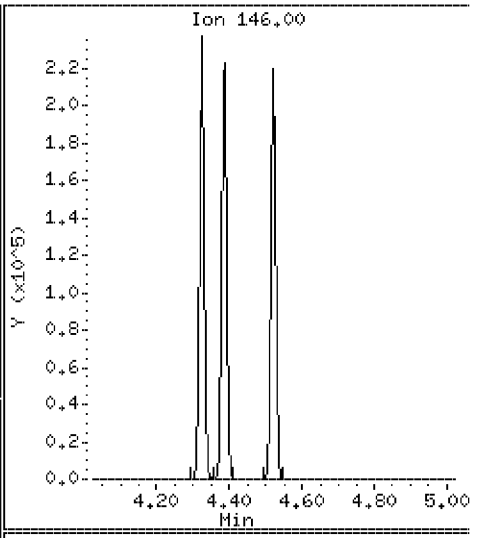

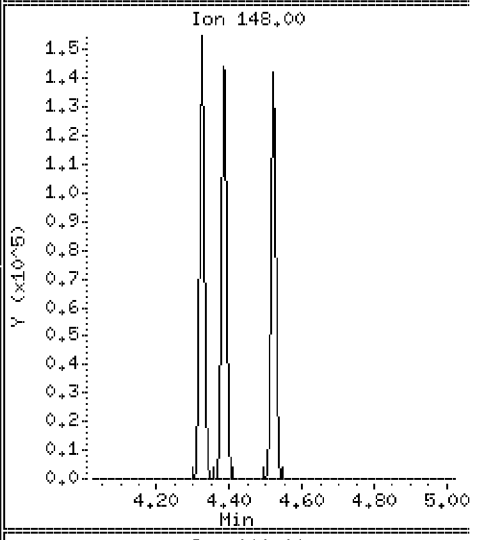

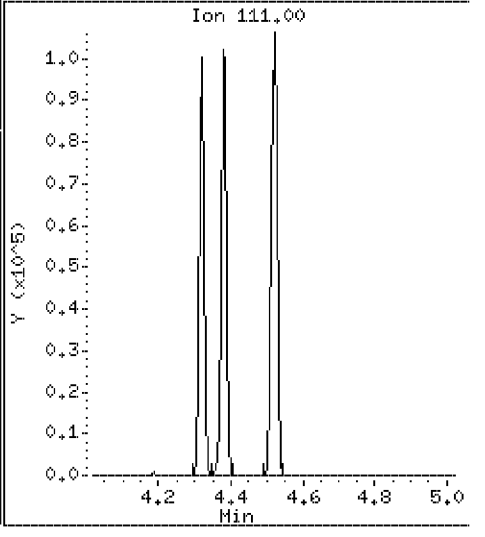

Data File: \\Svecd04\DD\chem\smsd03.i\S305031P.b\9295LCS.D

Date : 03-MAY-2012 17:36

Client ID: 128810LCS

Instrument: smsd03.i

Sample Info: SW128810LCS

Purge Volume: 1000.0

Operator: PEL

Column phase: HPMS-5

Column diameter: 0.25

21 Benzyl alcohol

Concentration: 27.0 ug/l

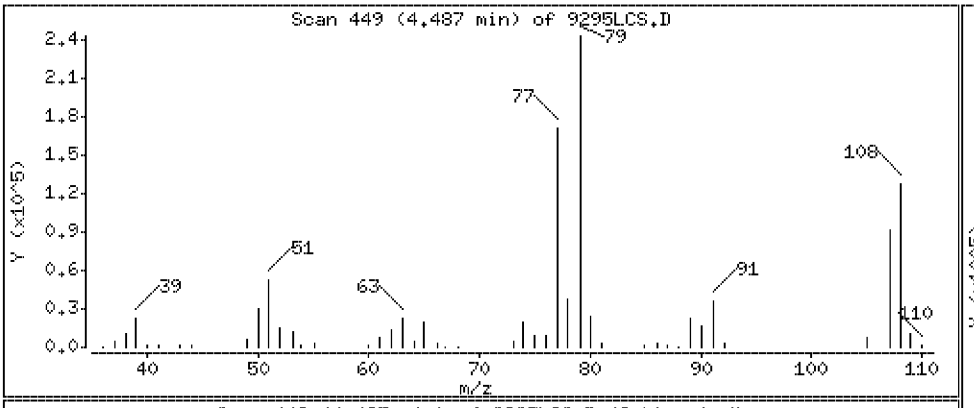

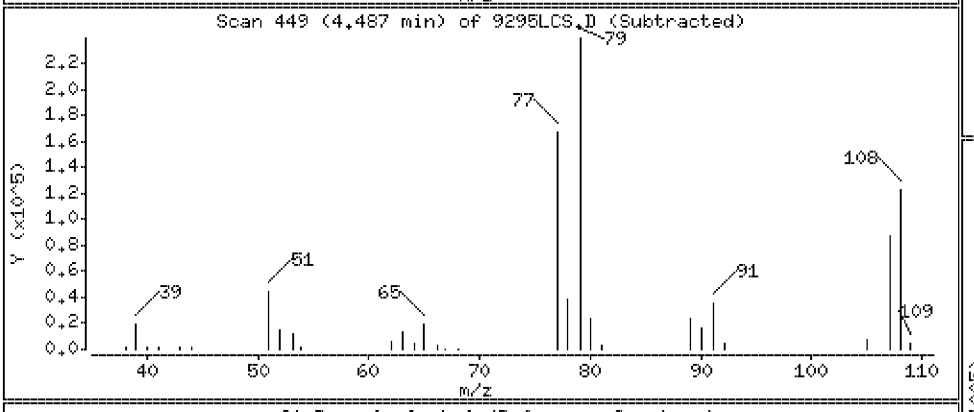

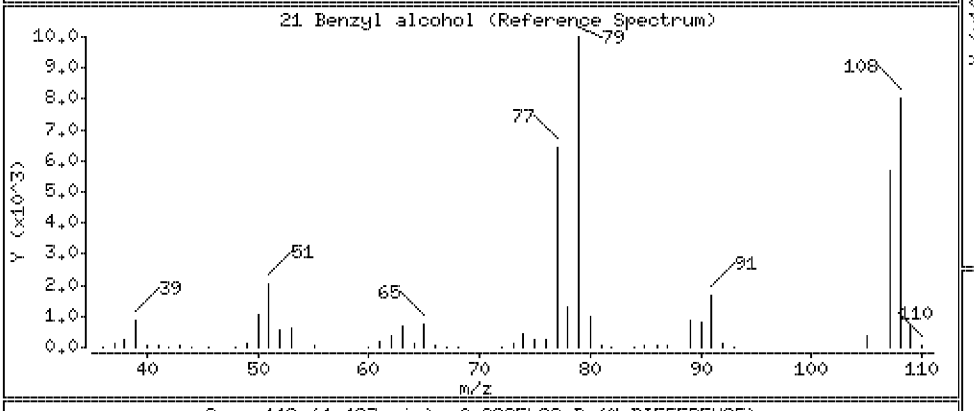

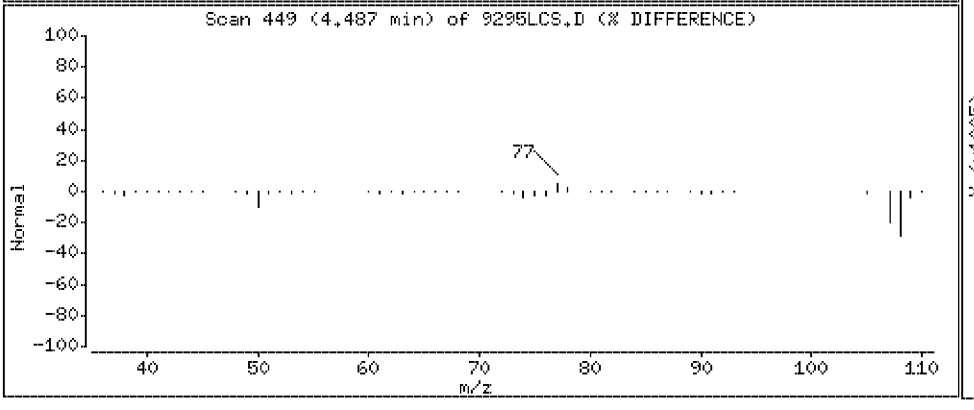

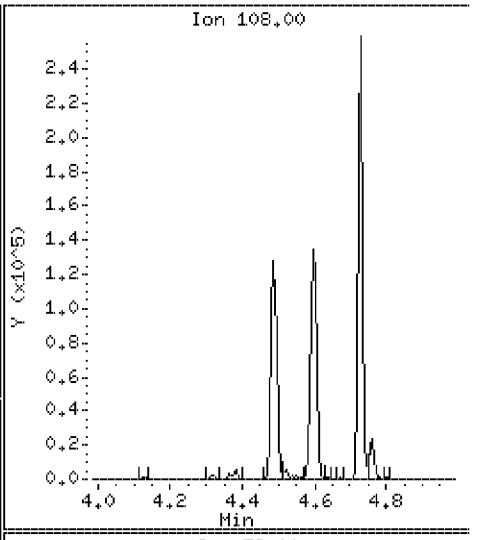

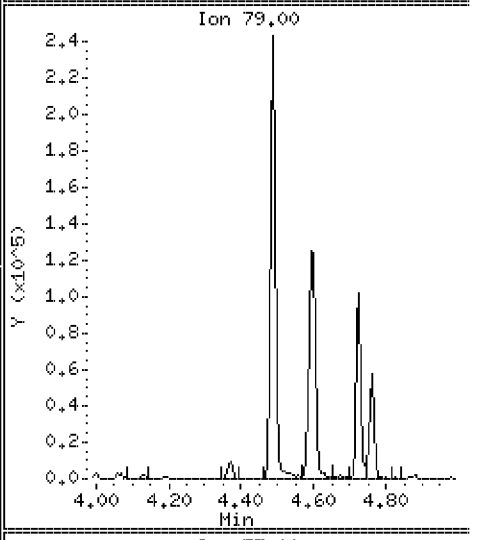

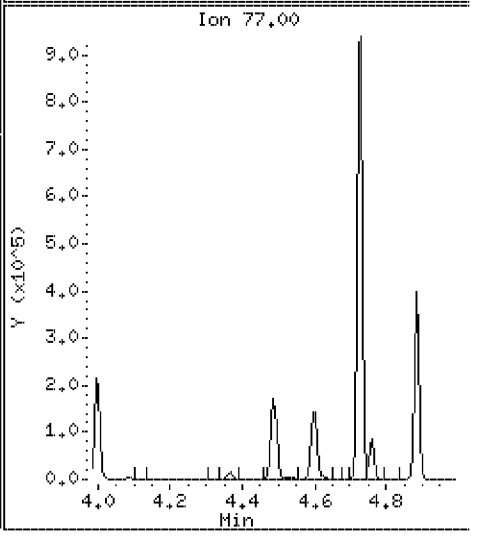

Data File: \\Svecd04\DD\chem\smsd03.i\S305031P.b\9295LCS.D

Date : 03-MAY-2012 17:36

Client ID: 128810LCS

Instrument: smsd03.i

Sample Info: SW128810LCS

Purge Volume: 1000.0

Operator: PEL

Column phase: HPMS-5

Column diameter: 0.25

22 2-Methylphenol

Concentration: 27.1 ug/l

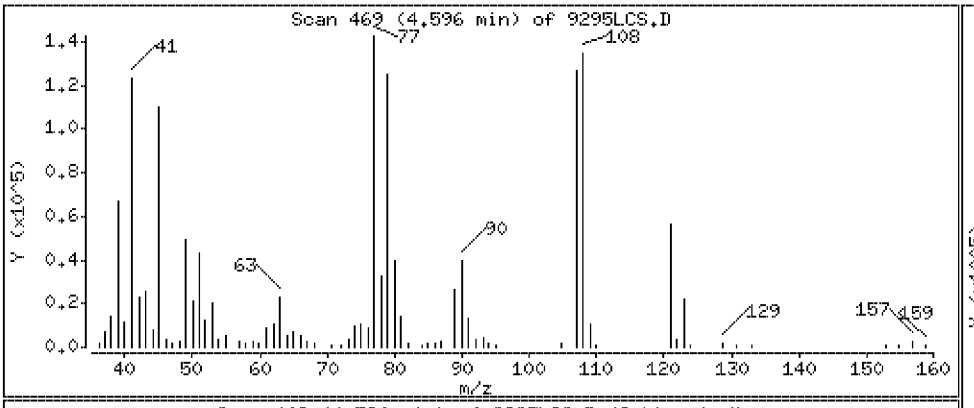

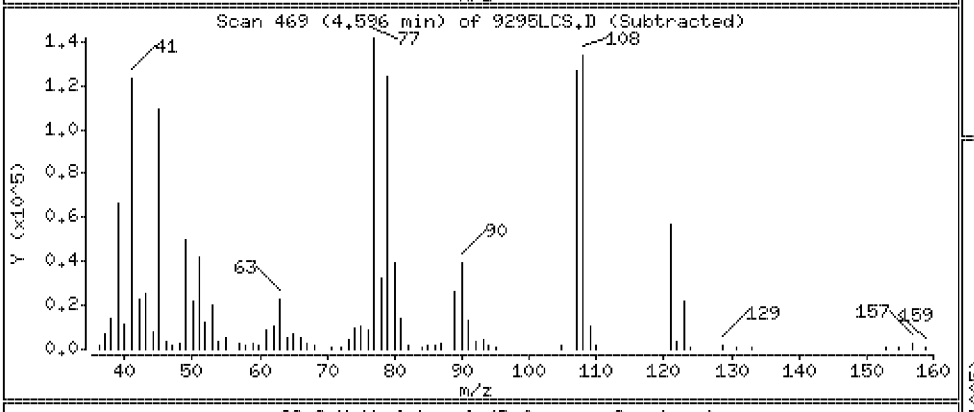

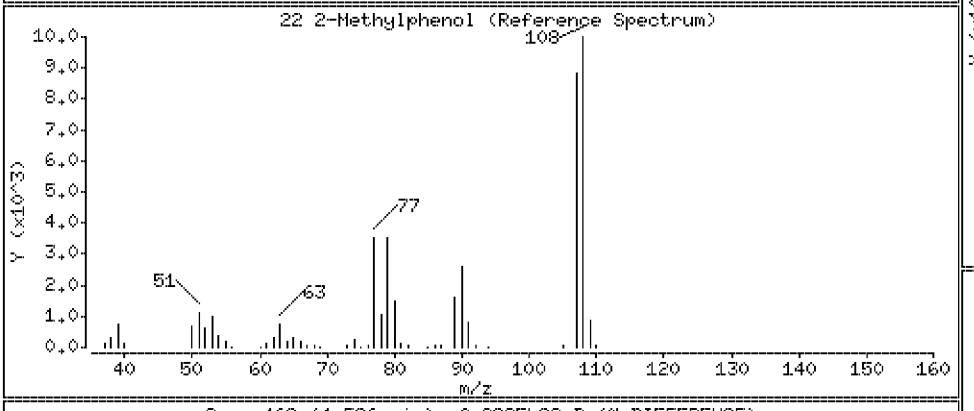

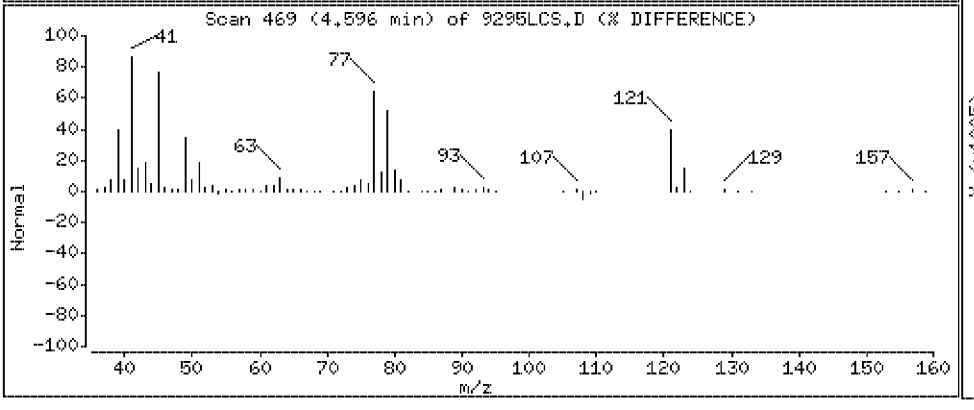

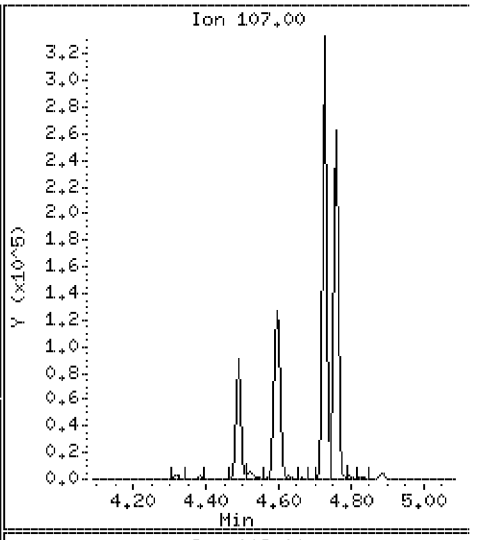

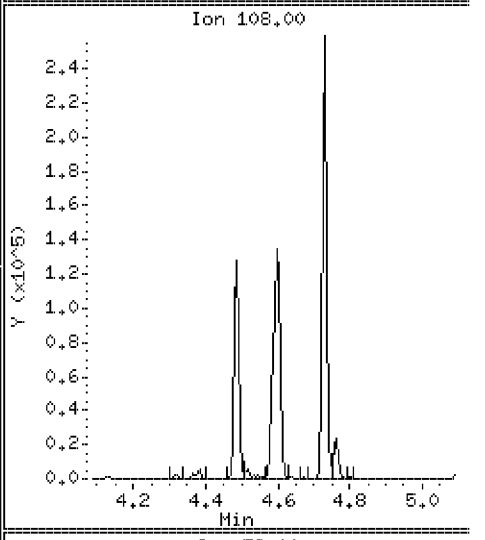

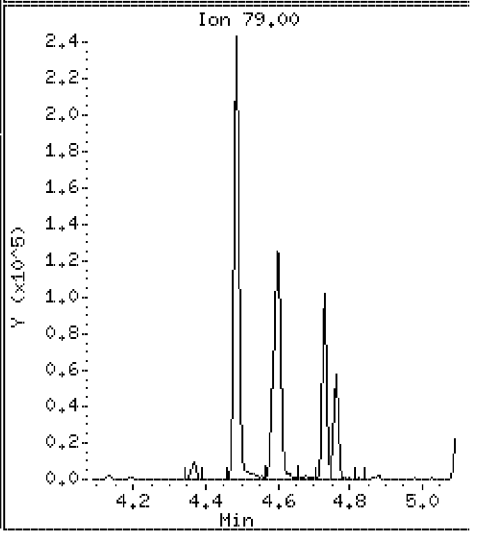

Data File: \\Svecd04\DD\chem\smsd03.i\S305031P.b\9295LCS.D

Date : 03-MAY-2012 17:36

Client ID: 128810LCS

Instrument: smsd03.i

Sample Info: SW128810LCS

Purge Volume: 1000.0

Operator: PEL

Column phase: HPMS-5

Column diameter: 0.25

23 2,2'-oxybis(1-chloropropane)

Concentration: 33.8 ug/l

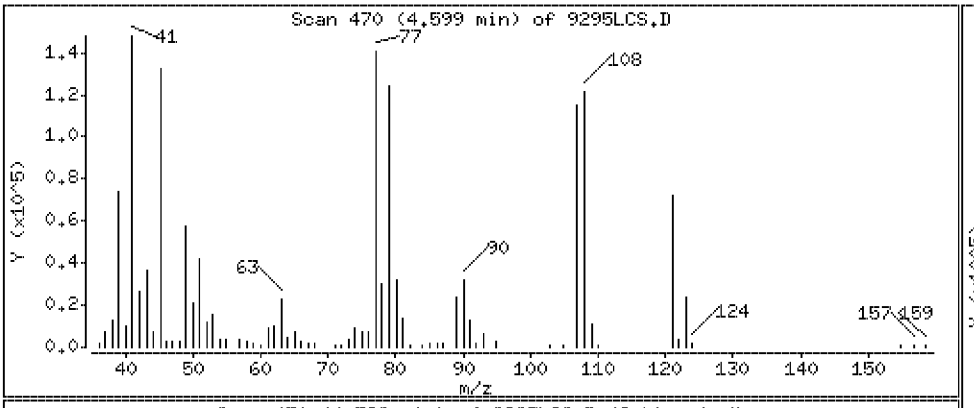

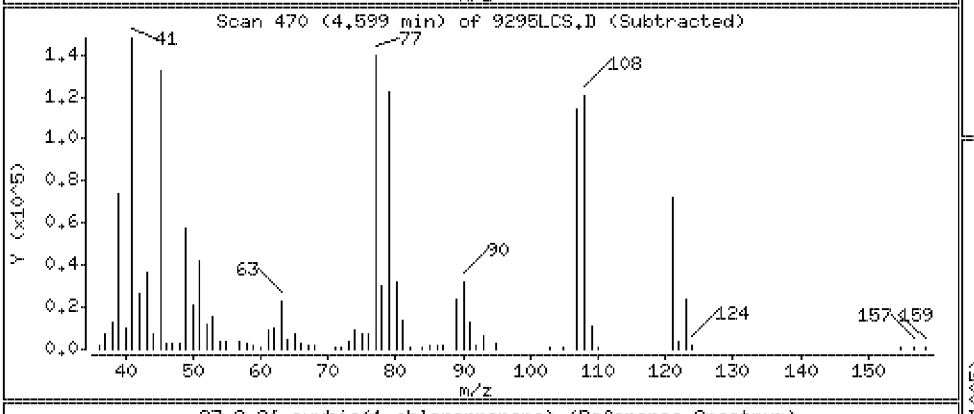

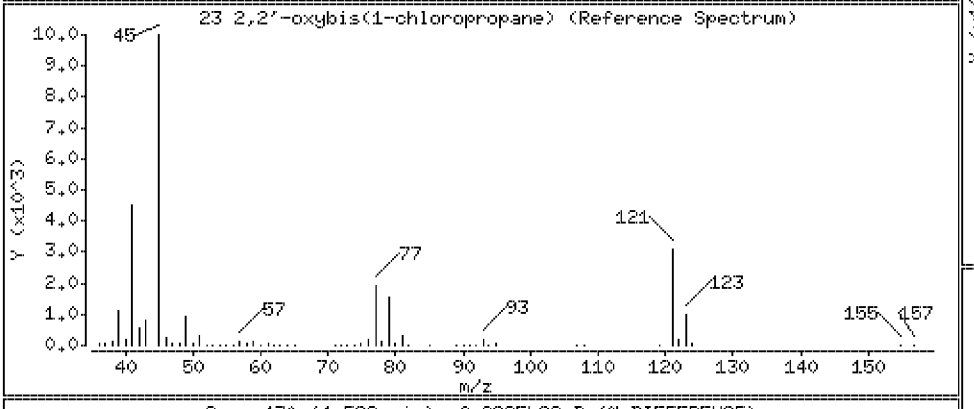

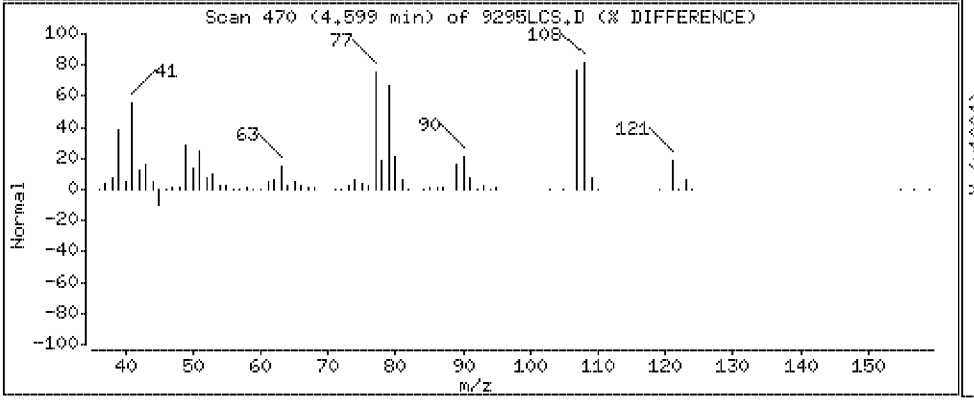

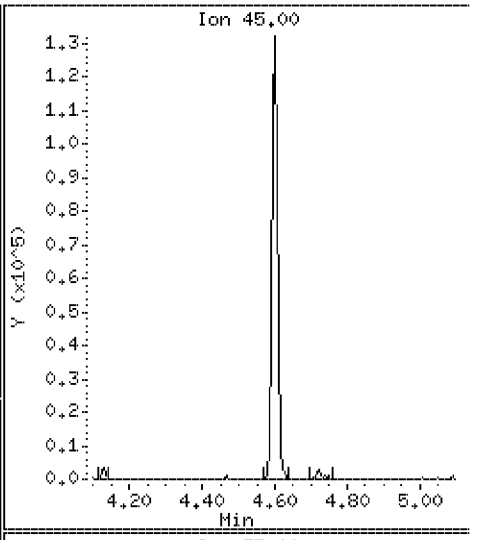

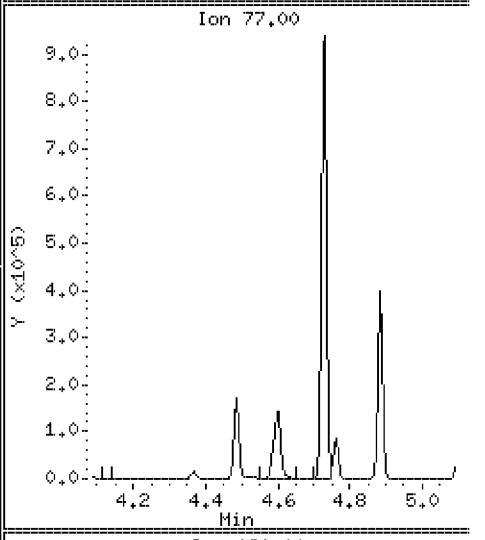

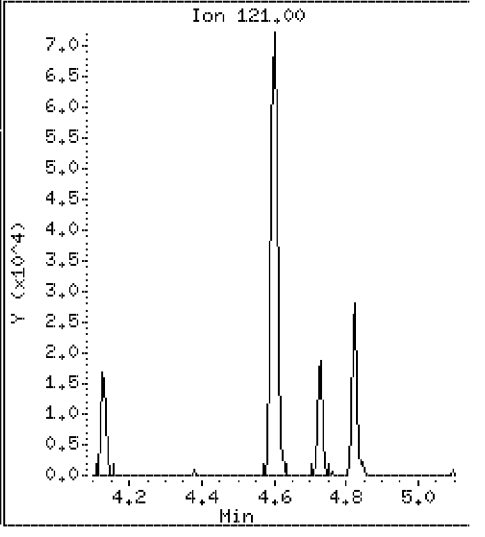

Data File: \\Svecd04\DD\chem\smsd03.i\S305031P.b\9295LCS.D

Date : 03-MAY-2012 17:36

Client ID: 128810LCS

Instrument: smsd03.i

Sample Info: SW128810LCS

Purge Volume: 1000.0

Operator: PEL

Column phase: HPMS-5

Column diameter: 0.25

24 N-Nitrosopyrrolidine

Concentration: 32.6 ug/l

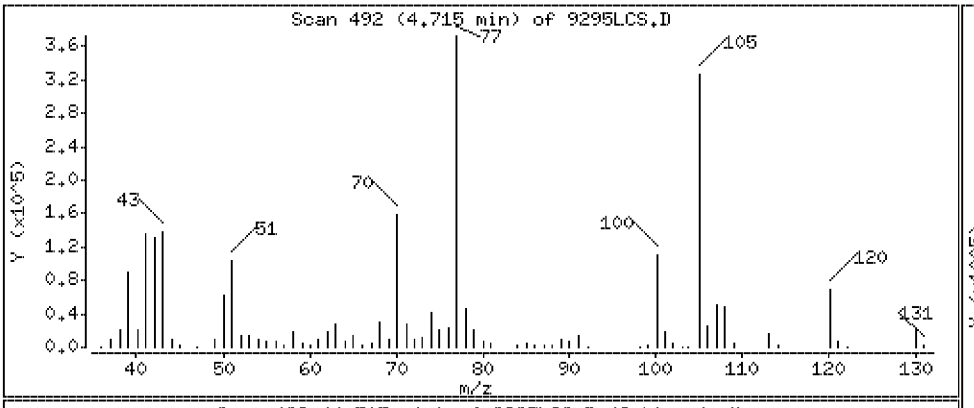

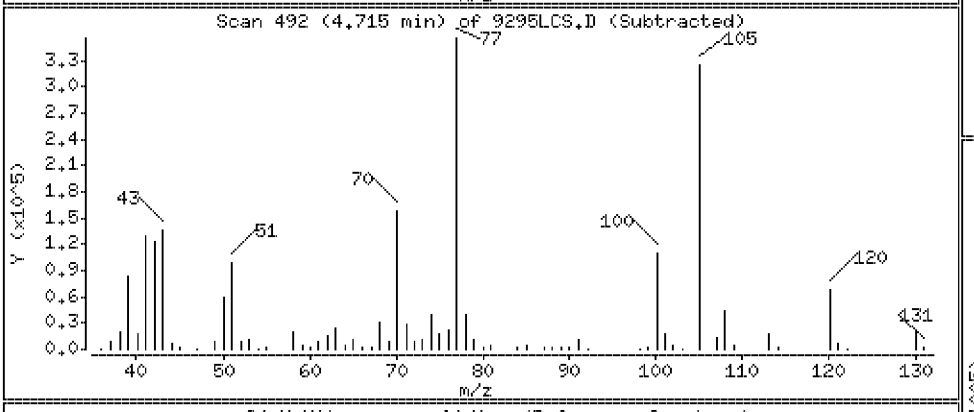

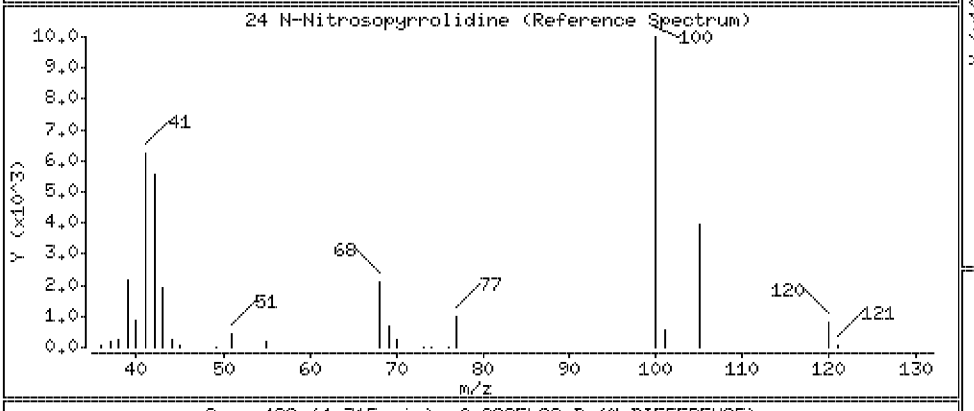

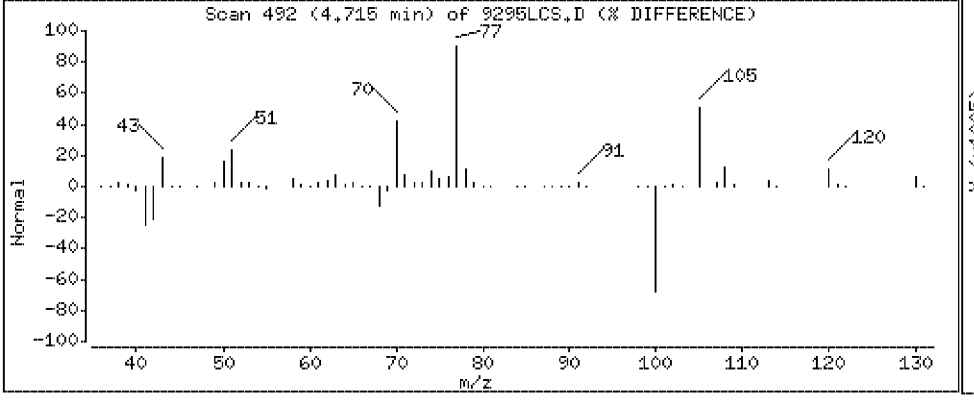

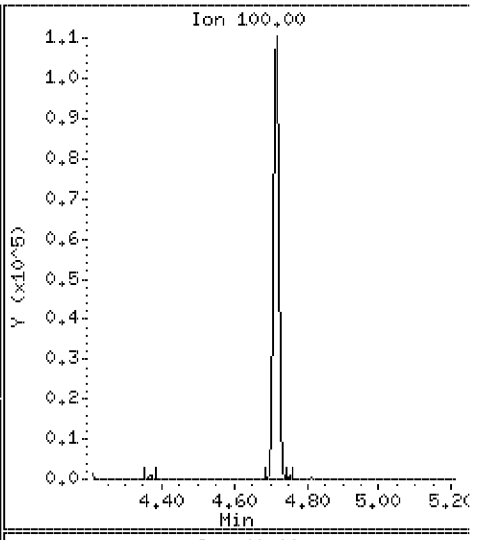

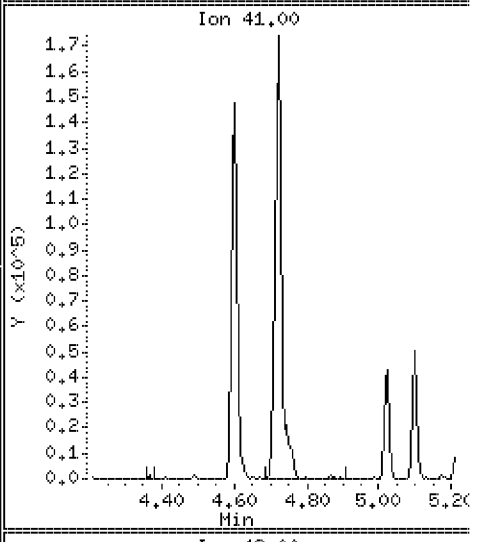

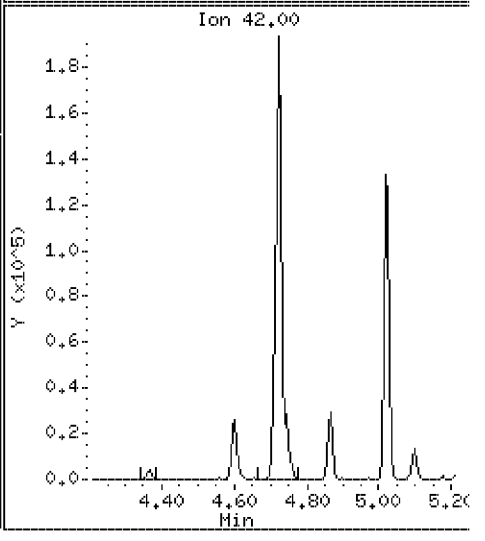

Data File: \\Svecd04\DD\chem\smsd03.i\S305031P.b\9295LCS.D

Date : 03-MAY-2012 17:36

Client ID: 128810LCS

Instrument: smsd03.i

Sample Info: SW128810LCS

Purge Volume: 1000.0

Operator: PEL

Column phase: HPMS-5

Column diameter: 0.25

25 Acetophenone

Concentration: 73.6 ug/l

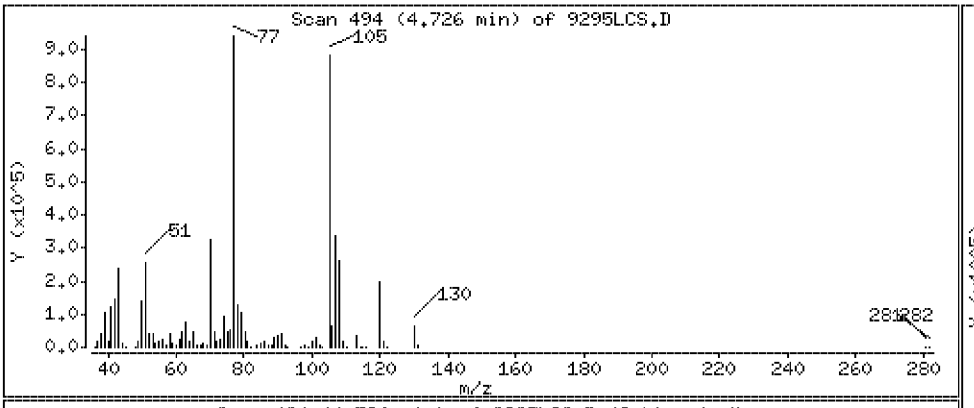

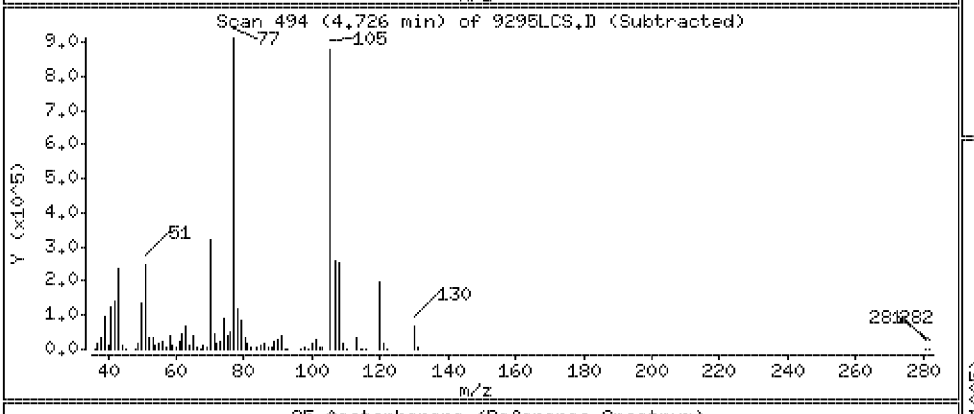

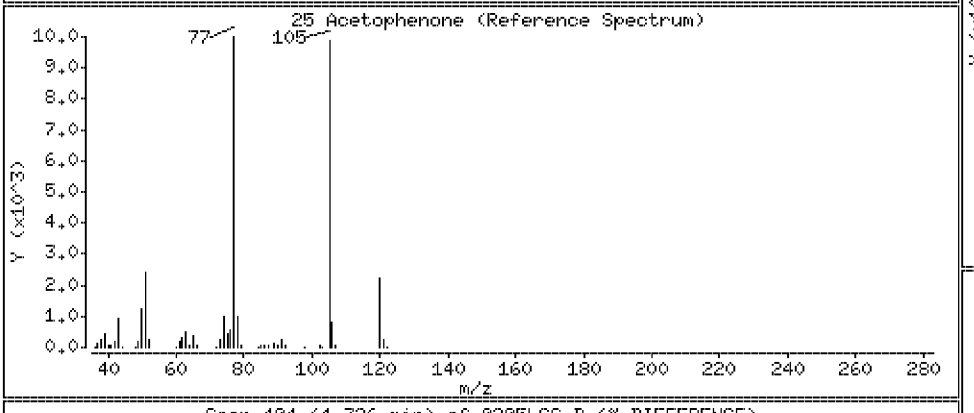

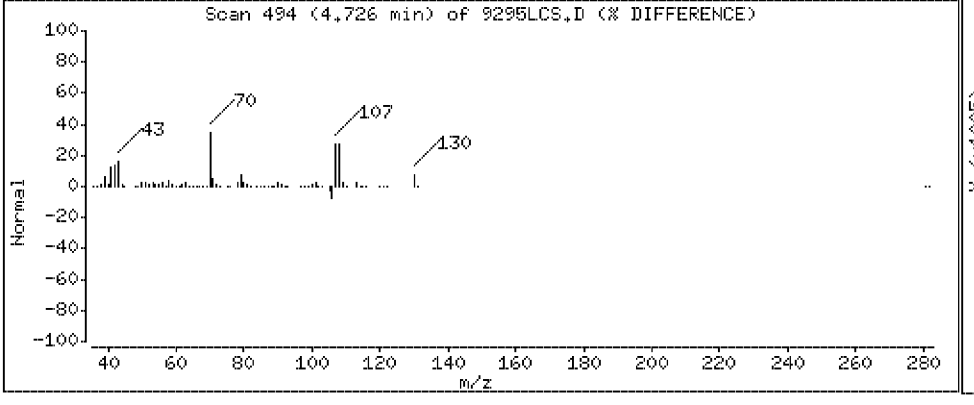

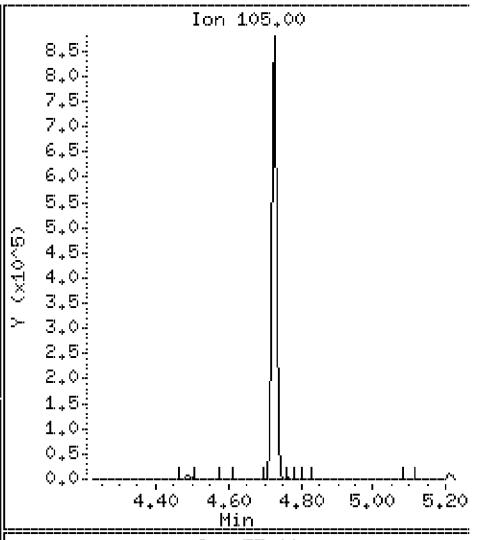

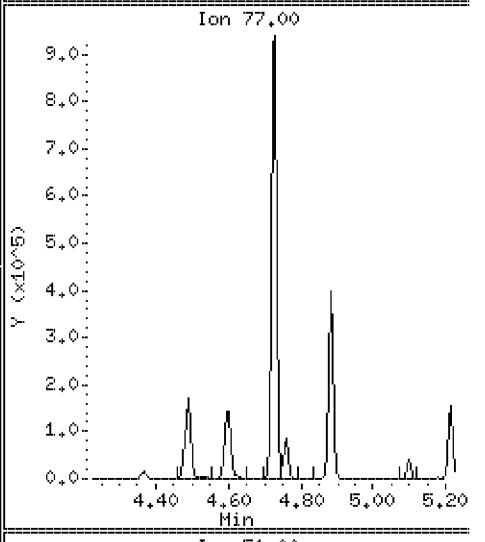

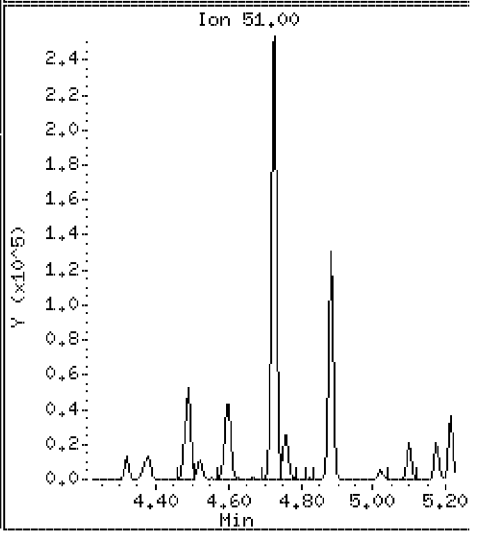

Data File: \\Svecd04\DD\chem\smsd03.i\S305031P.b\9295LCS.D

Date : 03-MAY-2012 17:36

Client ID: 128810LCS

Instrument: smsd03.i

Sample Info: SW128810LCS

Purge Volume: 1000.0

Operator: PEL

Column phase: HPMS-5

Column diameter: 0.25

26 N-Nitrosodinpropylamine

Concentration: 48.3 ug/l

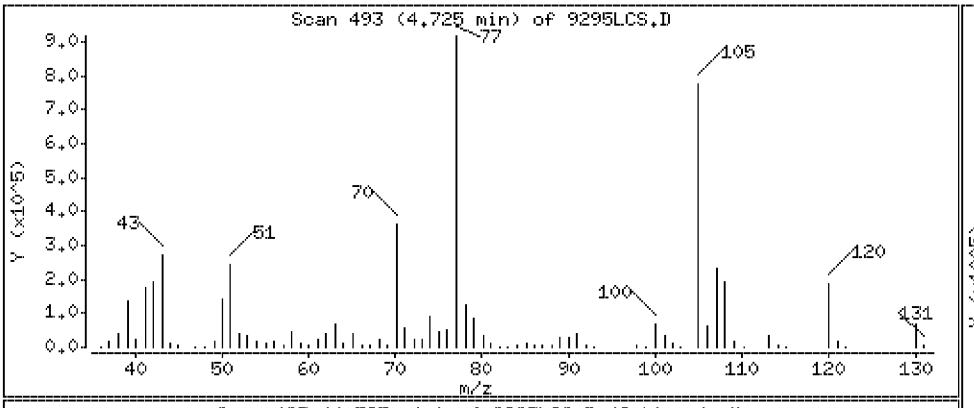

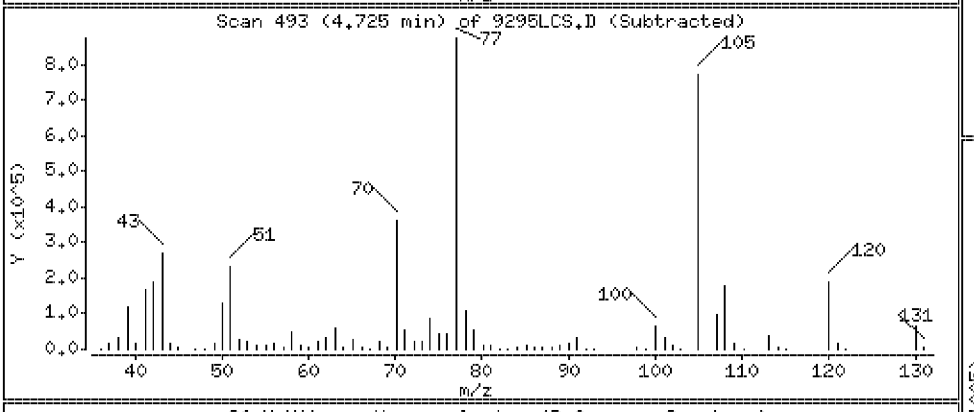

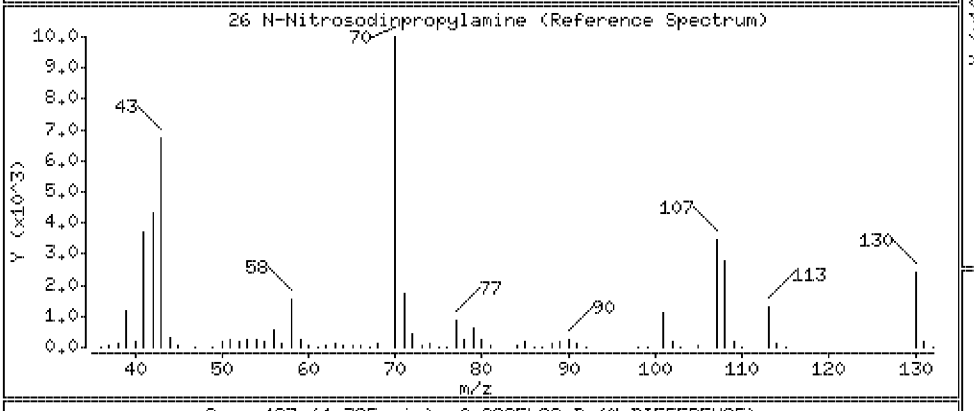

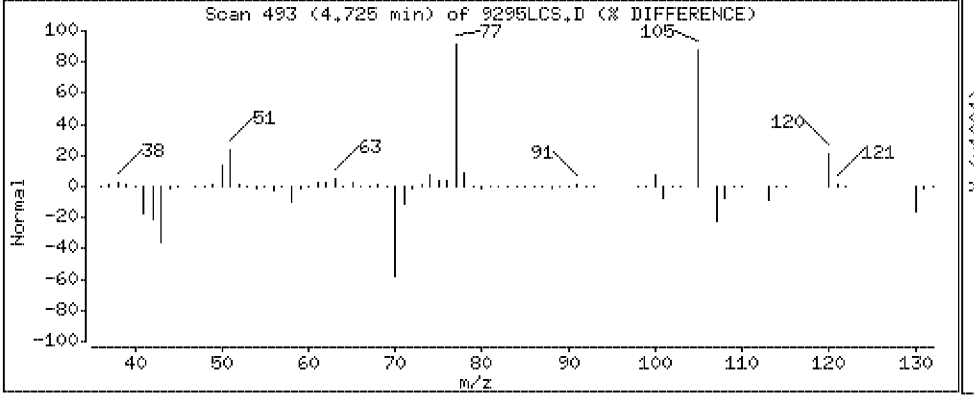

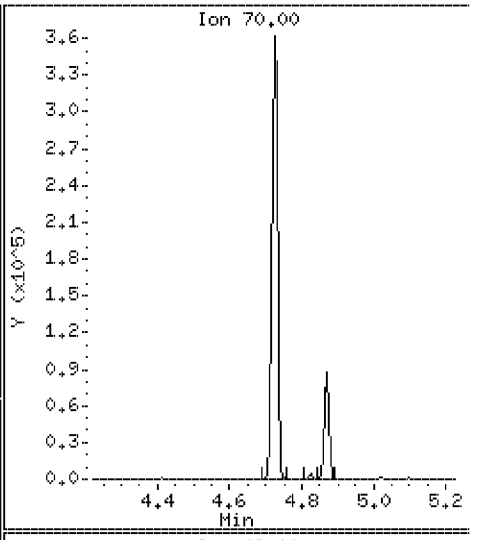

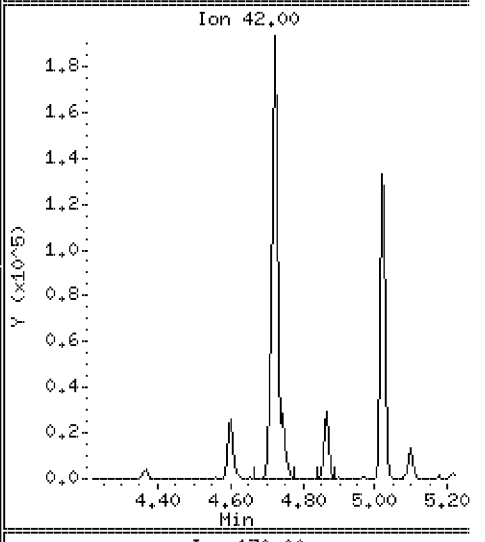

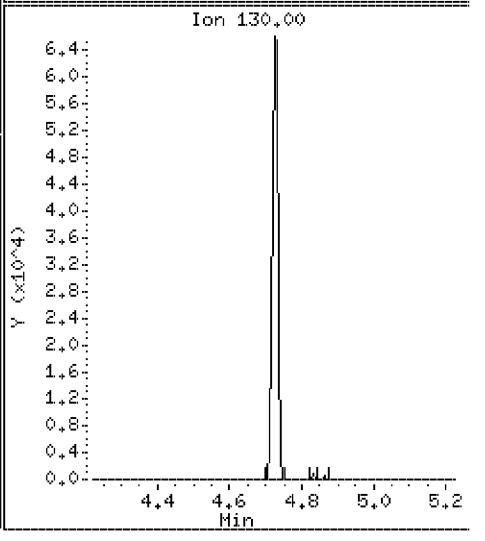

Data File: \\Svecd04\DD\chem\smsd03.i\S305031P.b\9295LCS.D

Date : 03-MAY-2012 17:36

Client ID: 128810LCS

Instrument: smsd03.i

Sample Info: SW128810LCS

Purge Volume: 1000.0

Operator: PEL

Column phase: HPMS-5

Column diameter: 0.25

27 N-Nitrosomorpholine

Concentration: 34.9 ug/l

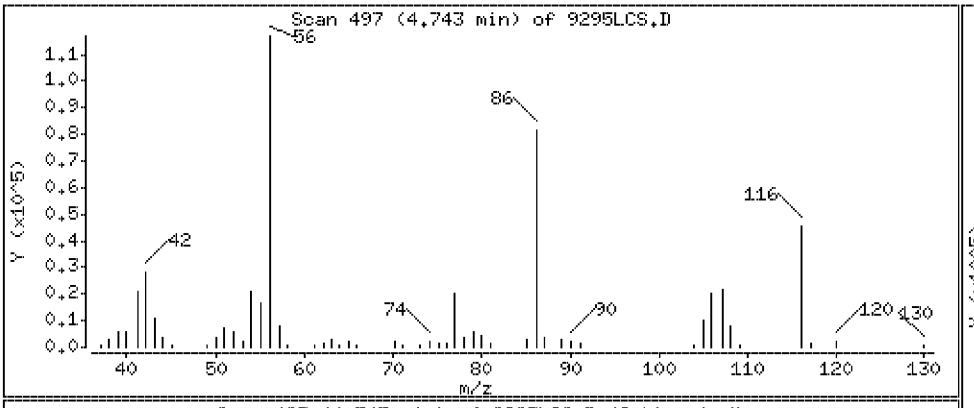

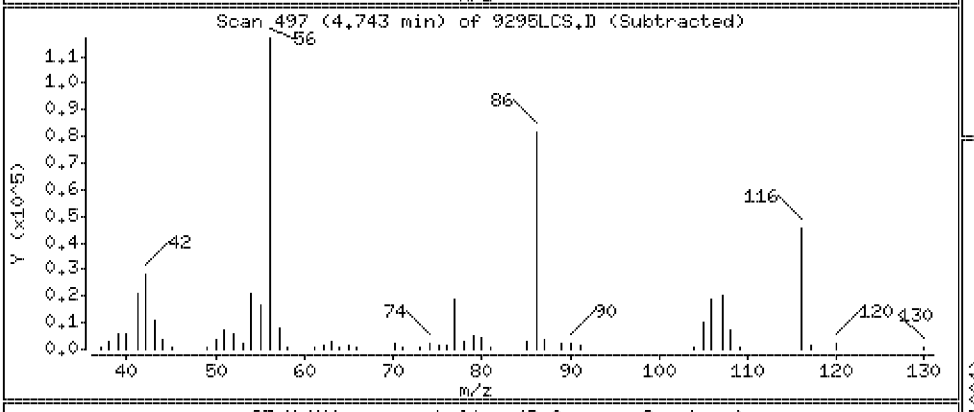

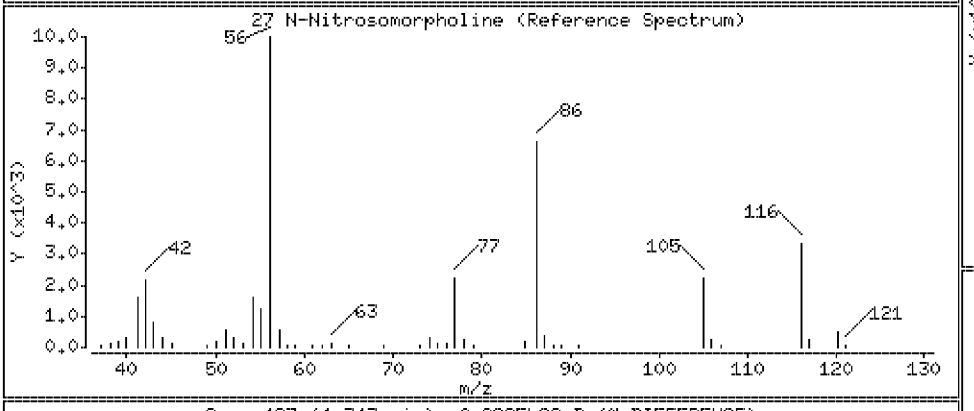

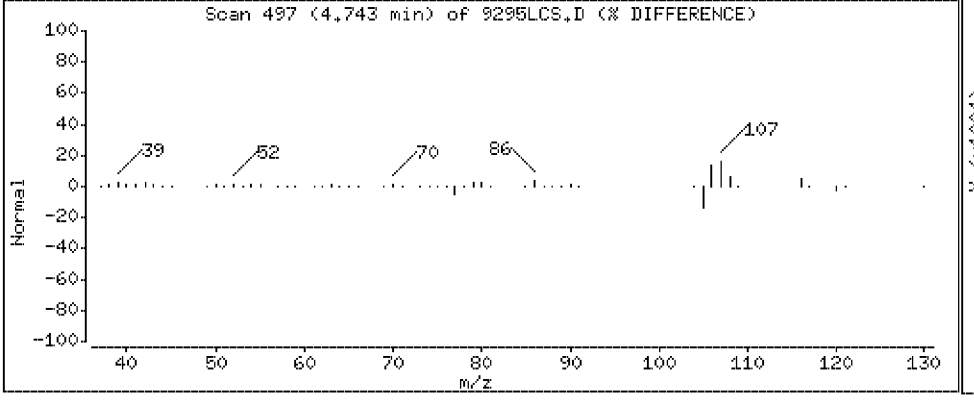

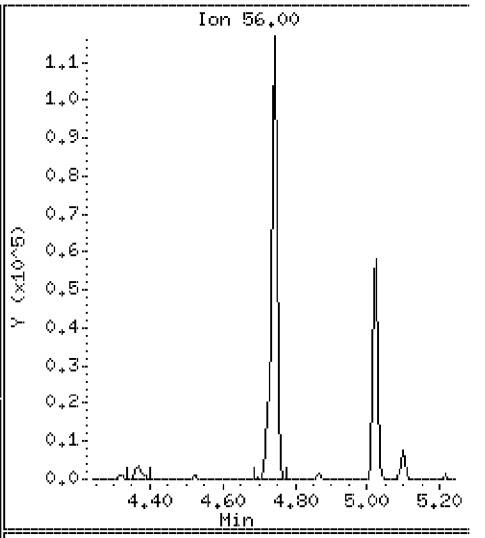

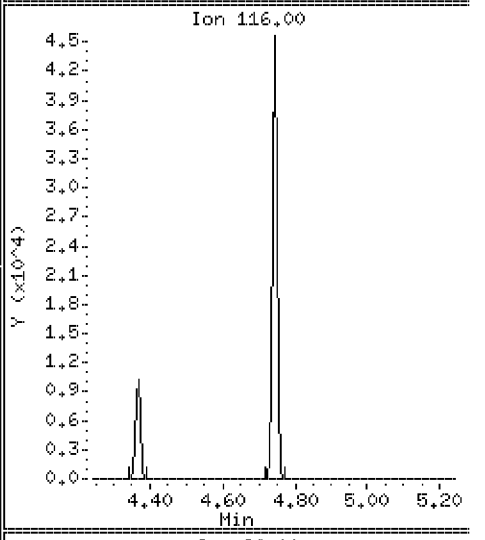

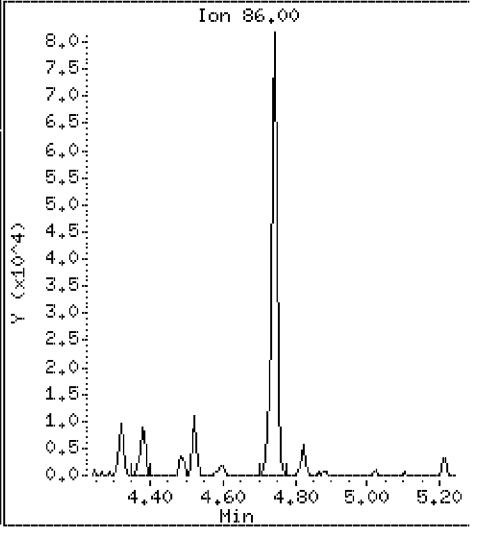

Data File: \\Svecd04\DD\chem\smsd03.i\S305031P.b\9295LCS.D

Date : 03-MAY-2012 17:36

Client ID: 128810LCS

Instrument: smsd03.i

Sample Info: SW128810LCS

Purge Volume: 1000.0

Operator: PEL

Column phase: HPMS-5

Column diameter: 0.25

28 4-Methylphenol

Concentration: 30.7 ug/l

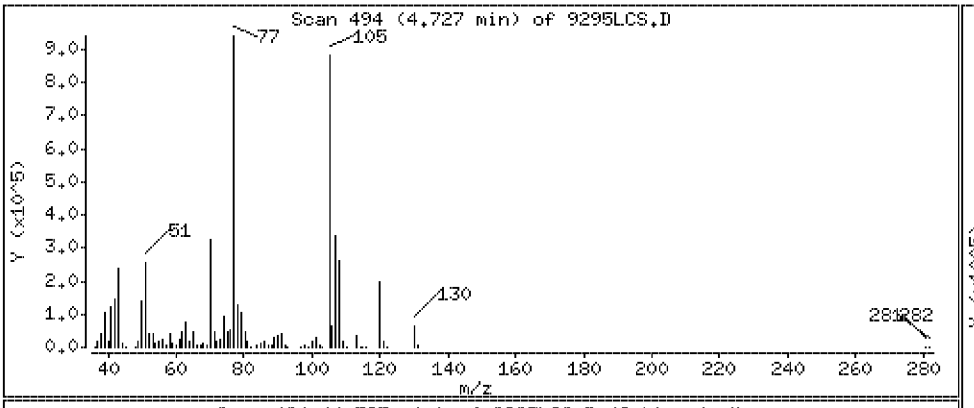

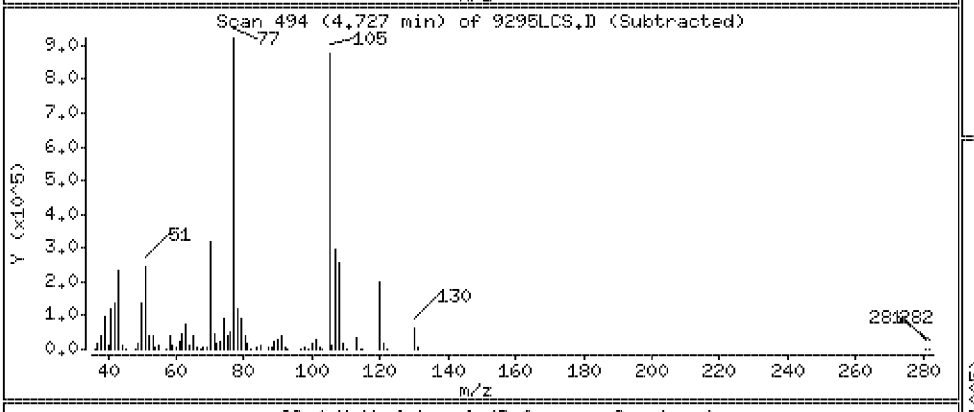

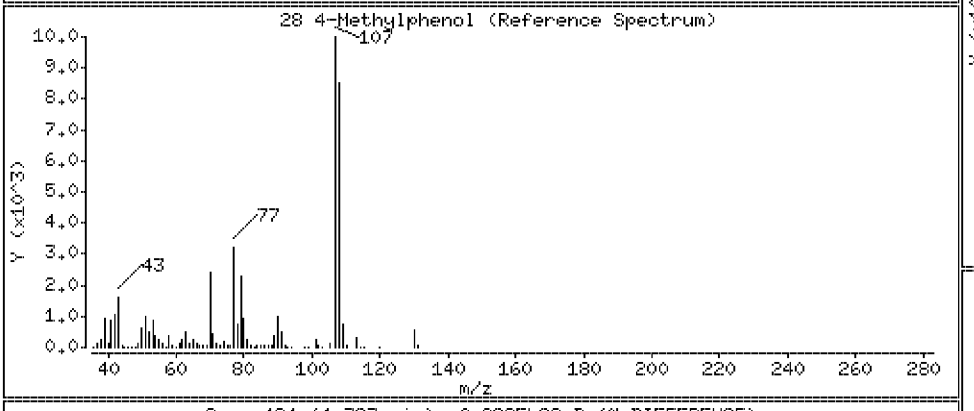

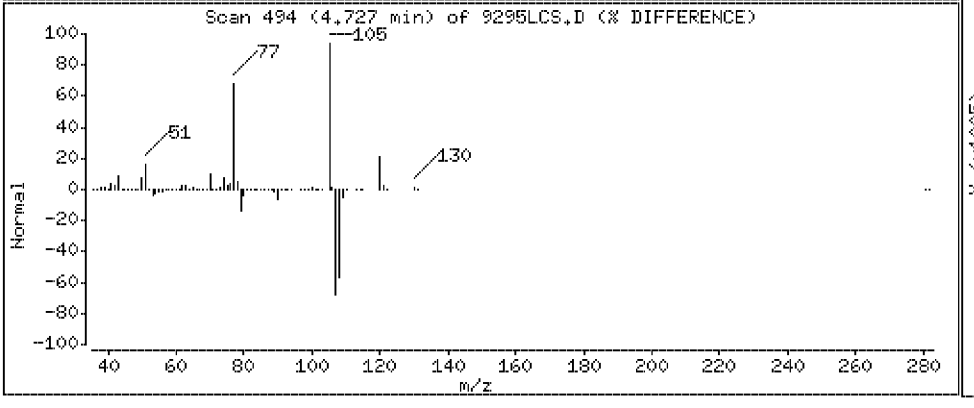

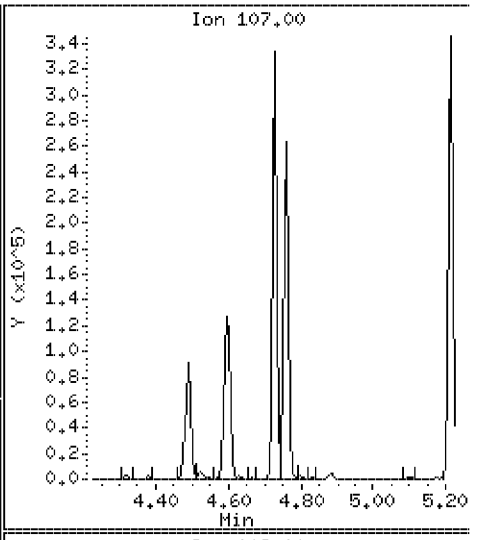

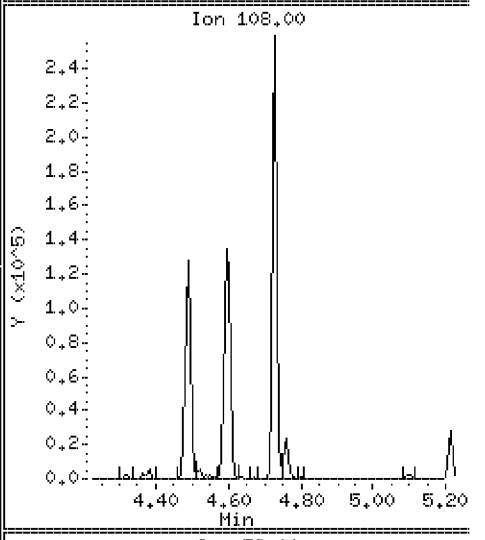

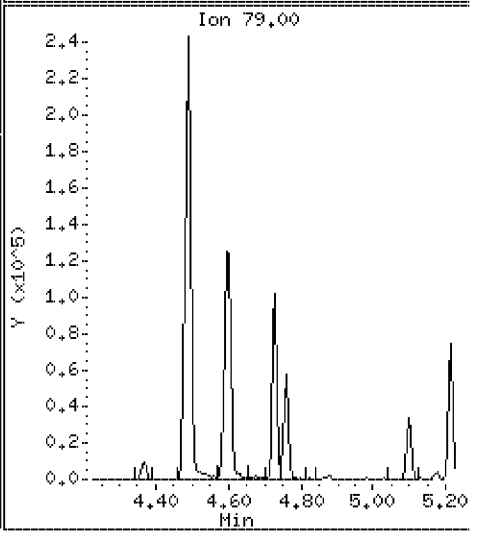

Data File: \\Svecd04\DD\chem\smsd03.i\S305031P.b\9295LCS.D

Date : 03-MAY-2012 17:36

Client ID: 128810LCS

Instrument: smsd03.i

Sample Info: SW128810LCS

Purge Volume: 1000.0

Operator: PEL

Column phase: HPMS-5

Column diameter: 0.25

29 o-Toluidine

Concentration: 27.7 ug/l

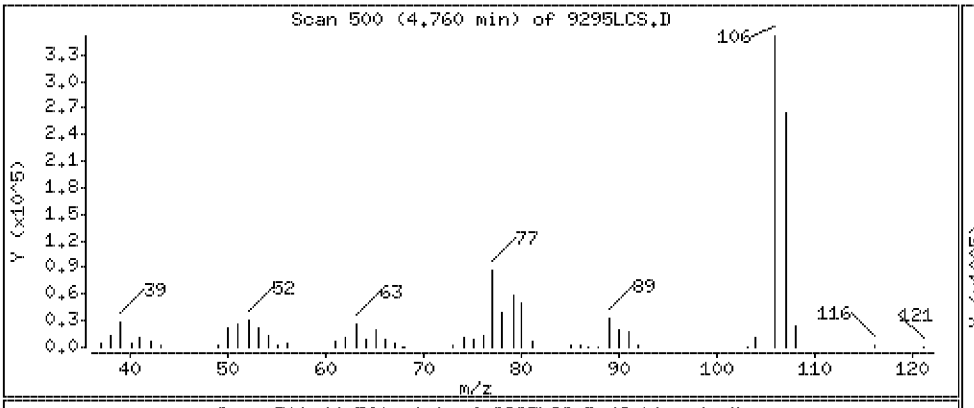

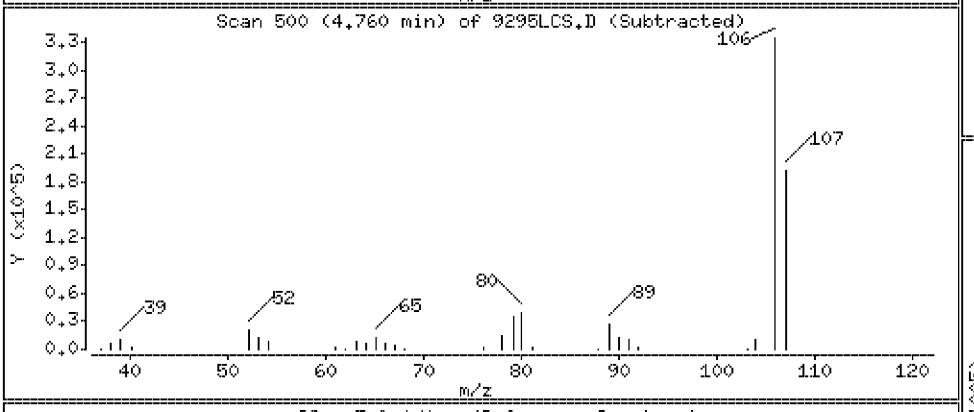

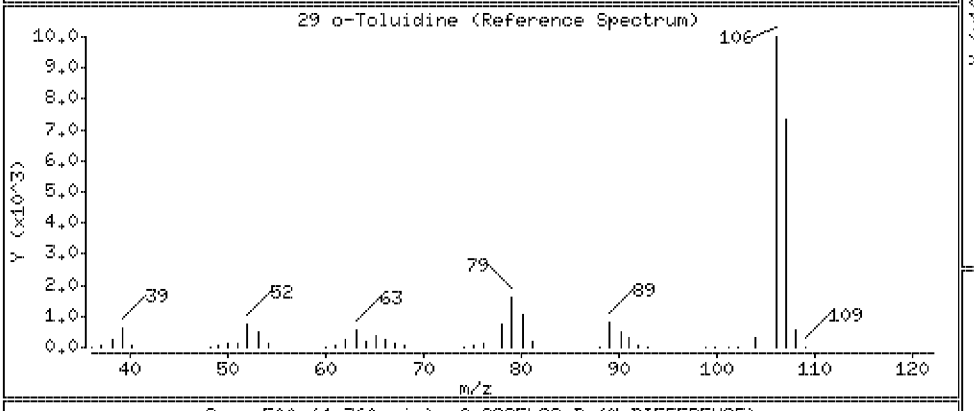

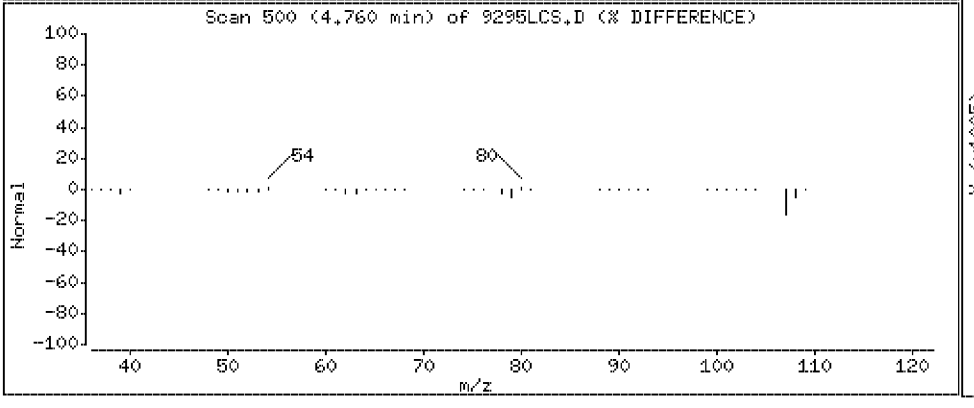

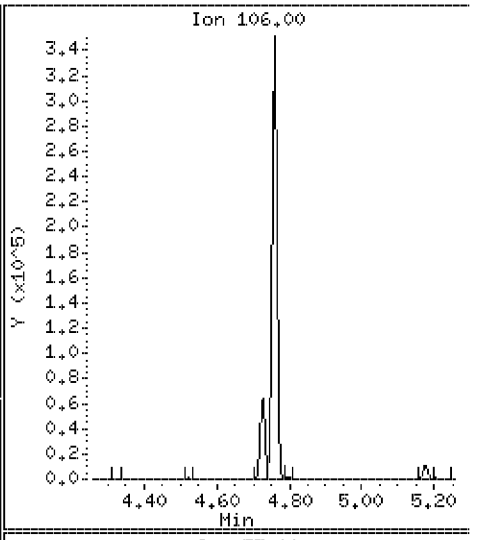

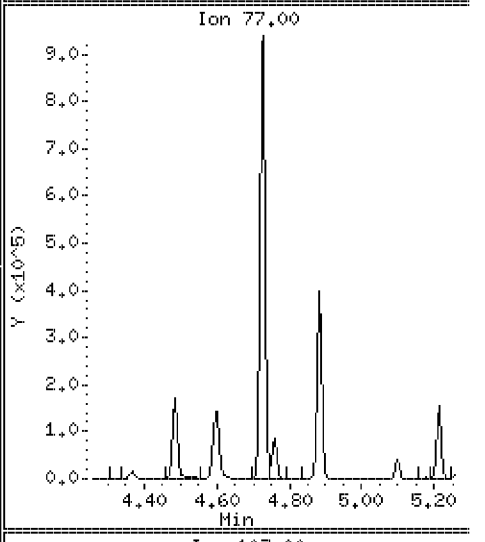

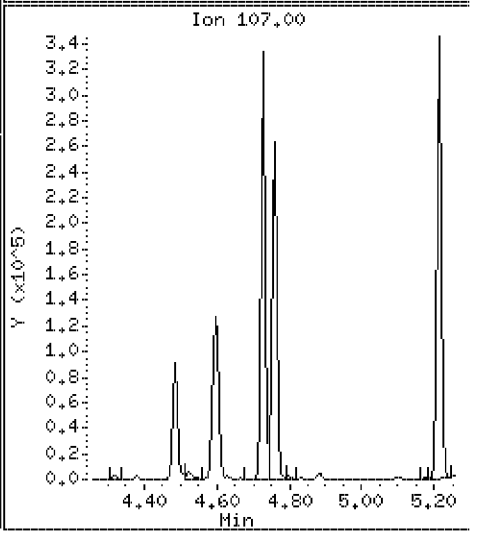

Data File: \\Svecd04\DD\chem\smsd03.i\S305031P.b\9295LCS.D

Date : 03-MAY-2012 17:36

Client ID: 128810LCS

Instrument: smsd03.i

Sample Info: SW128810LCS

Purge Volume: 1000.0

Operator: PEL

Column phase: HPMS-5

Column diameter: 0.25

30 Hexachloroethane

Concentration: 26.6 ug/l

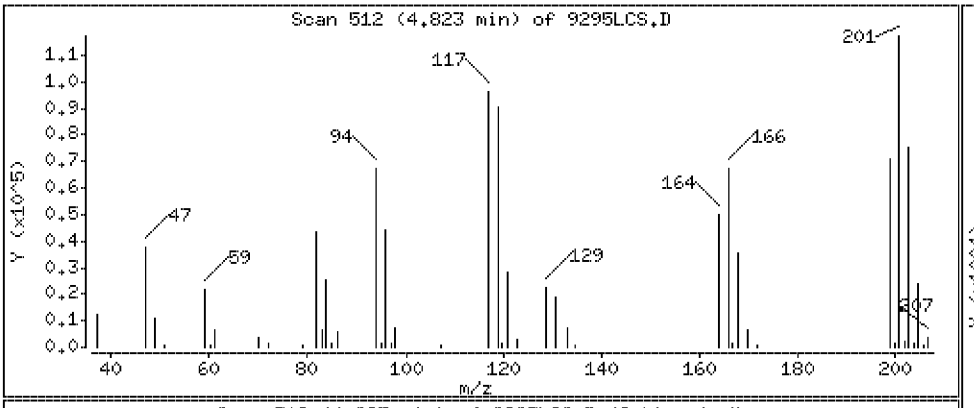

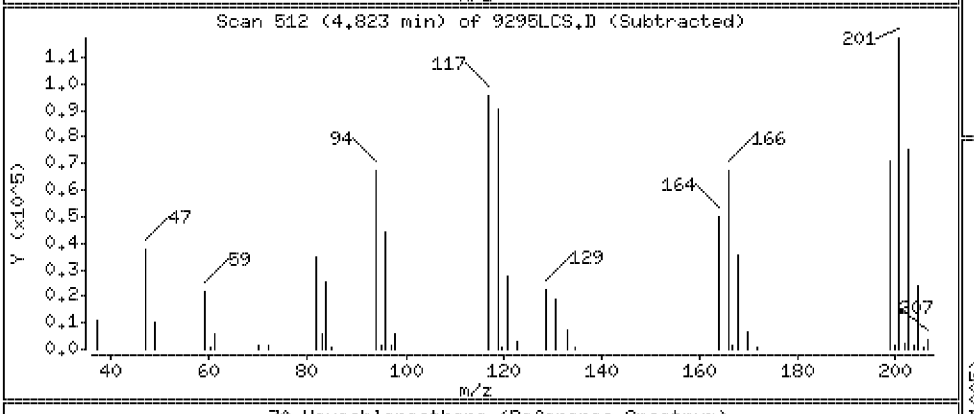

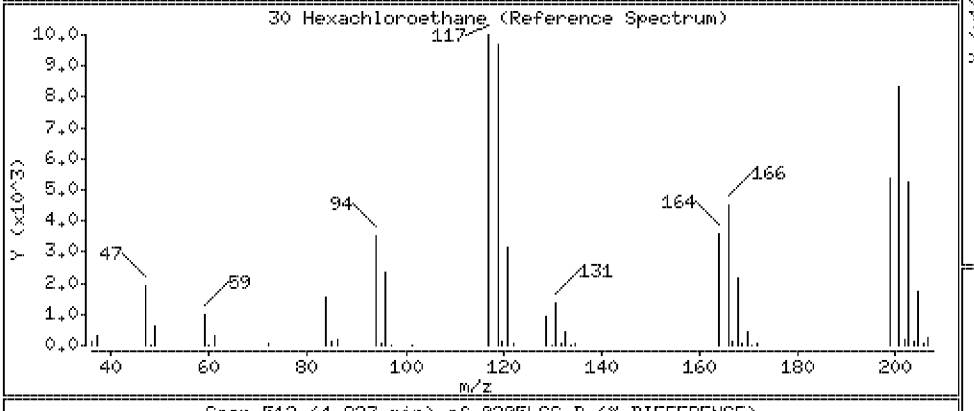

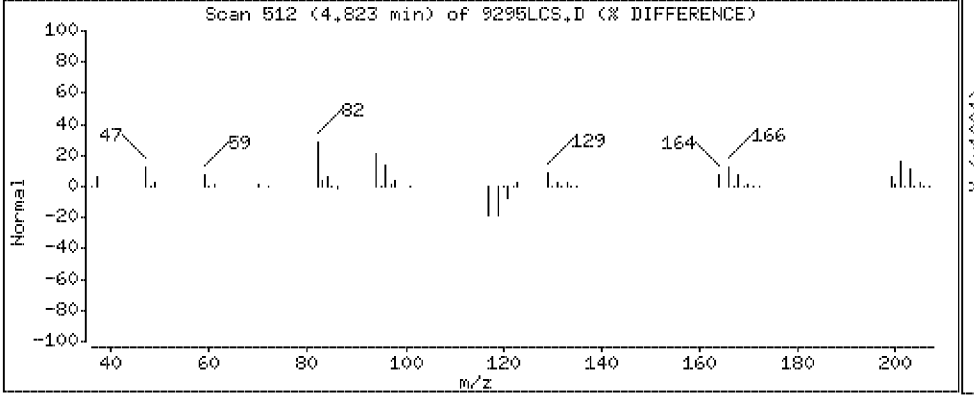

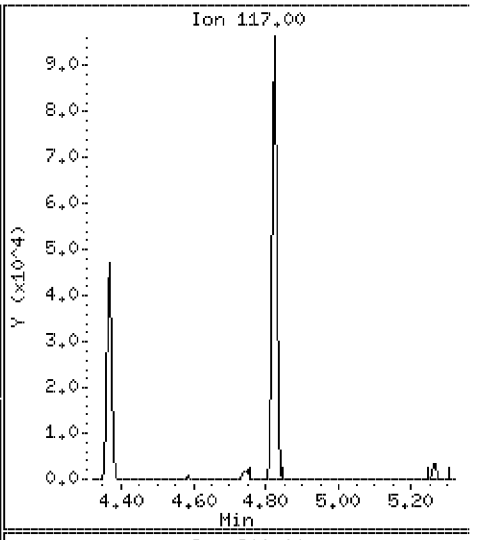

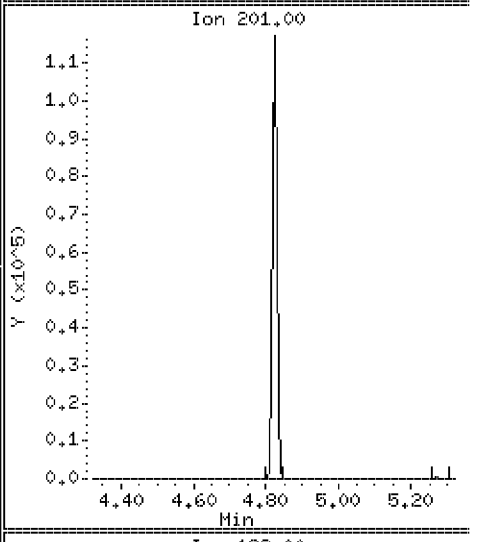

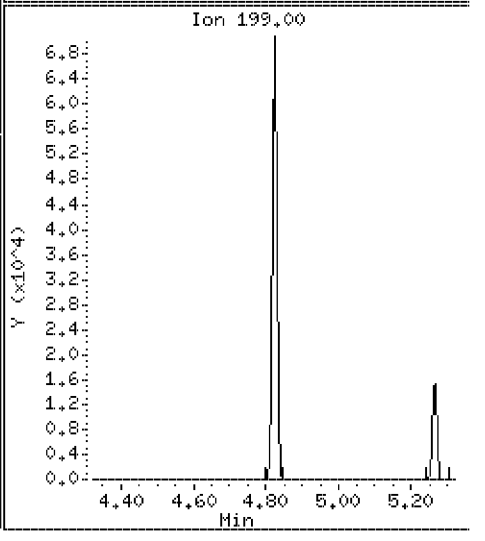

Data File: \\Svecd04\DD\chem\smsd03.i\S305031P.b\9295LCS.D

Date : 03-MAY-2012 17:36

Client ID: 128810LCS

Instrument: smsd03.i

Sample Info: SW128810LCS

Purge Volume: 1000.0

Operator: PEL

Column phase: HPMS-5

Column diameter: 0.25

32 Nitrobenzene

Concentration: 37.3 ug/l

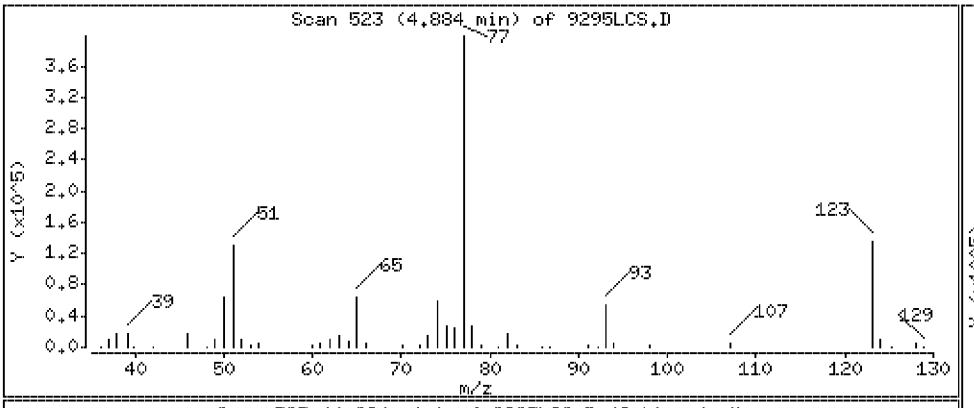

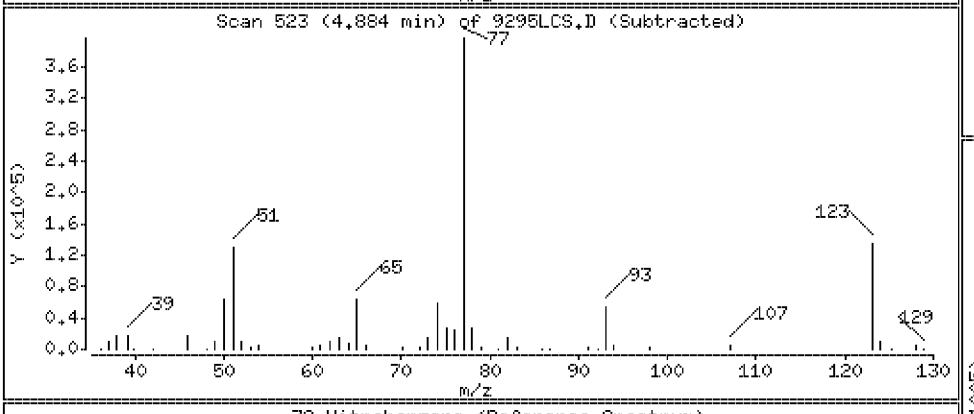

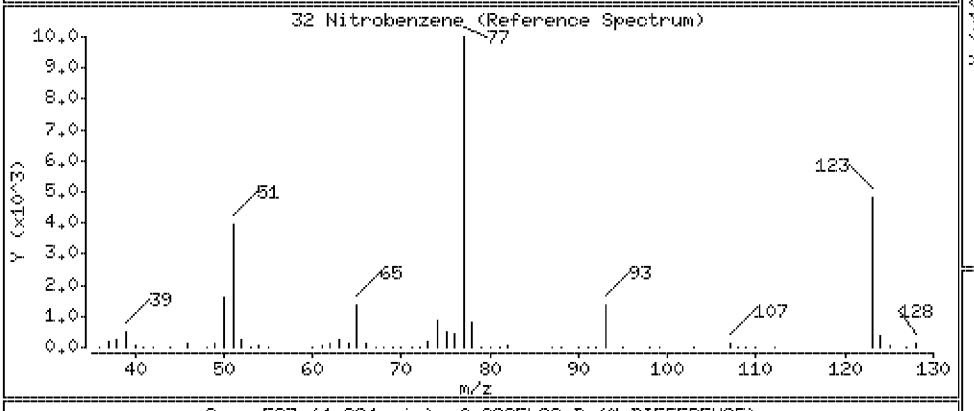

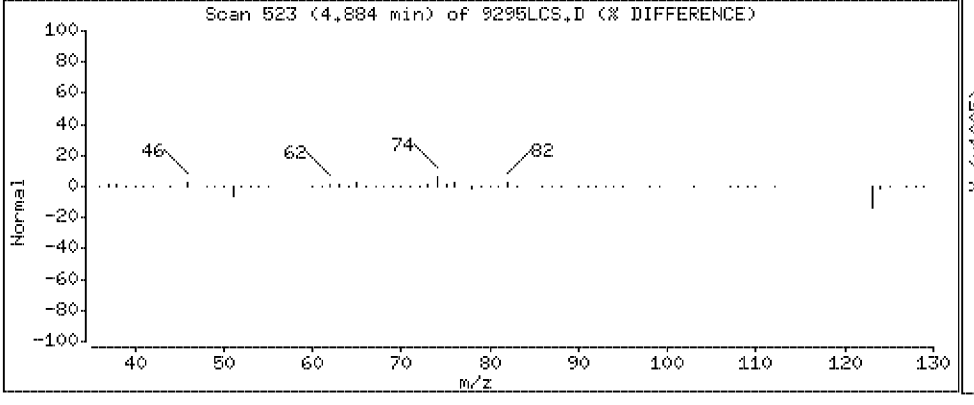

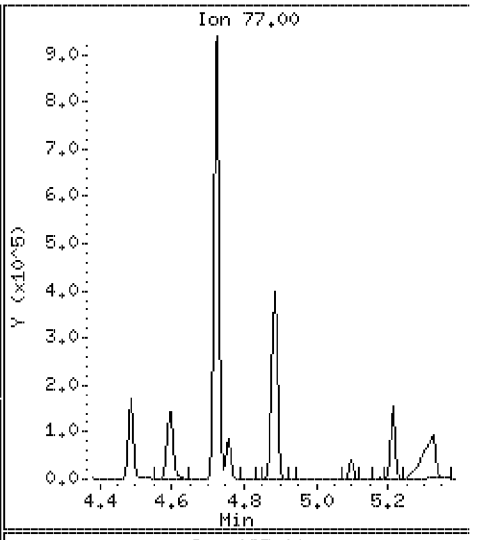

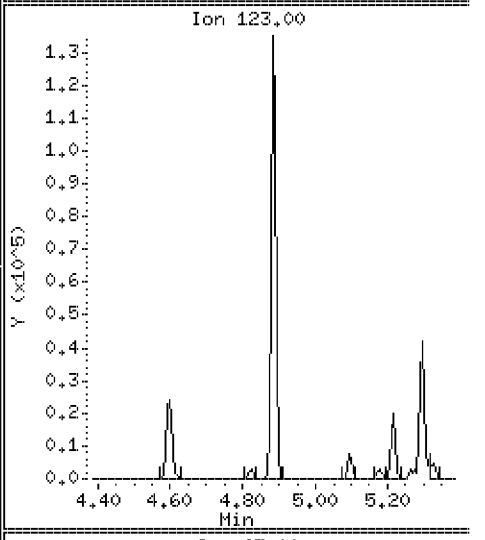

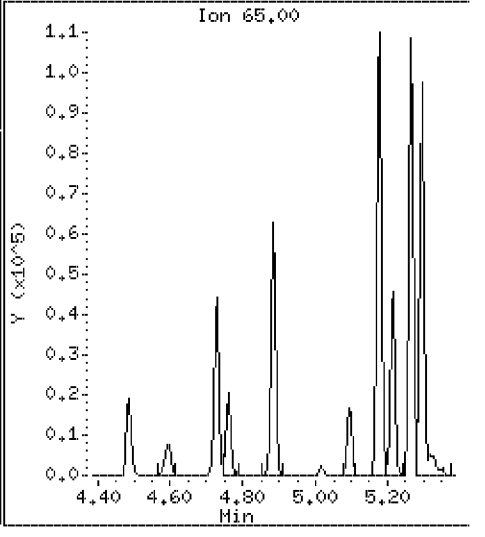

Data File: \\Svecd04\DD\chem\smsd03.i\S305031P.b\9295LCS.D

Date : 03-MAY-2012 17:36

Client ID: 128810LCS

Instrument: smsd03.i

Sample Info: SW128810LCS

Purge Volume: 1000.0

Operator: PEL

Column phase: HPMS-5

Column diameter: 0.25

33 N-Nitrosopiperidine

Concentration: 33.7 ug/l

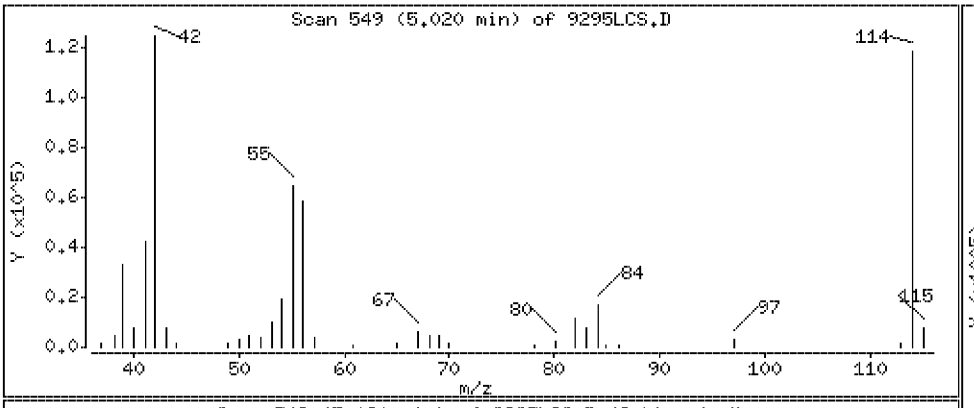

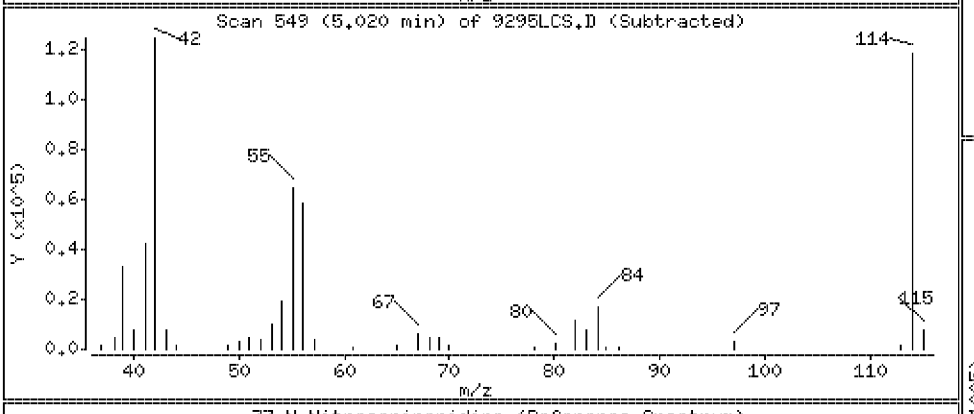

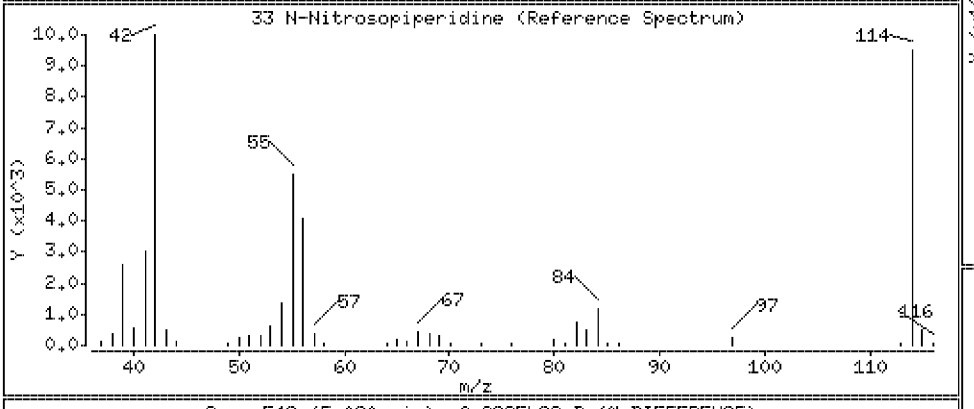

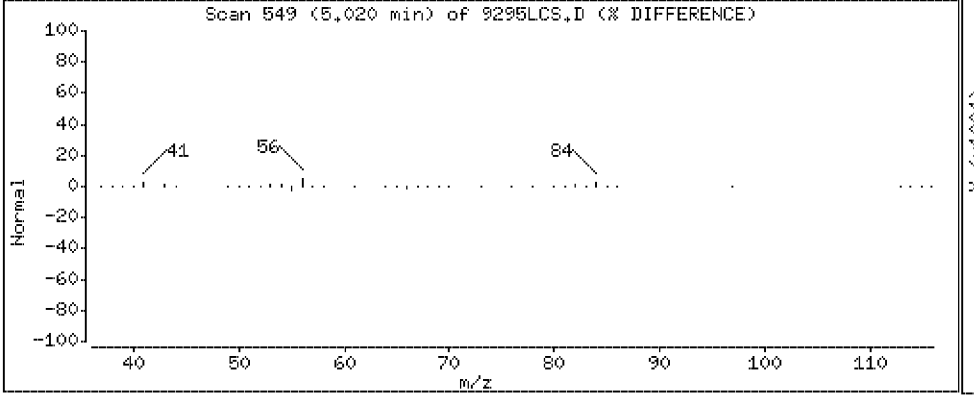

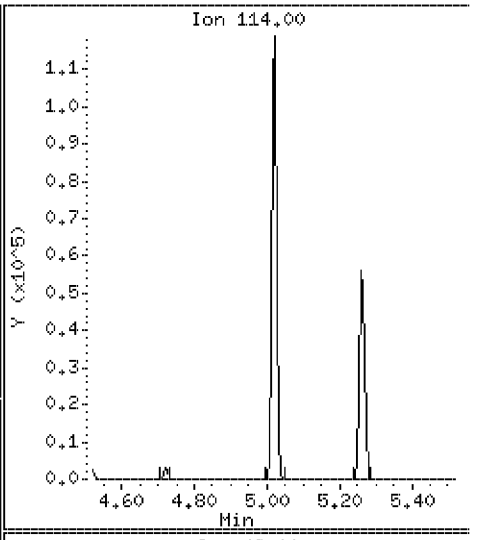

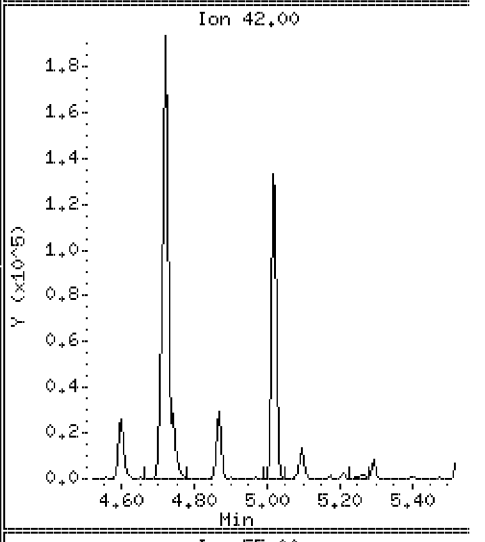

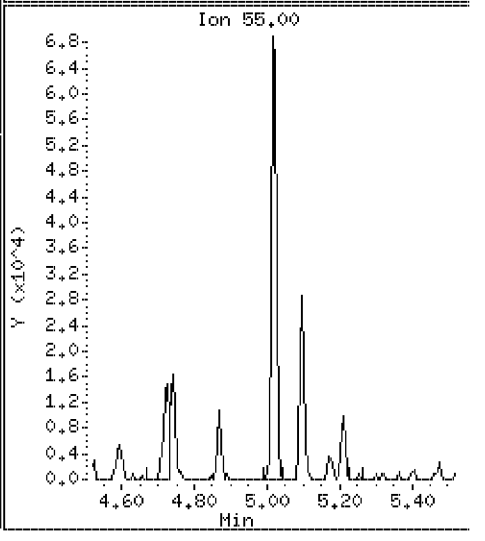

Data File: \\Svecd04\DD\chem\smsd03.i\S305031P.b\9295LCS.D

Date : 03-MAY-2012 17:36

Client ID: 128810LCS

Instrument: smsd03.i

Sample Info: SW128810LCS

Purge Volume: 1000.0

Operator: PEL

Column phase: HPMS-5

Column diameter: 0.25

34 Isophorone

Concentration: 46.9 ug/l

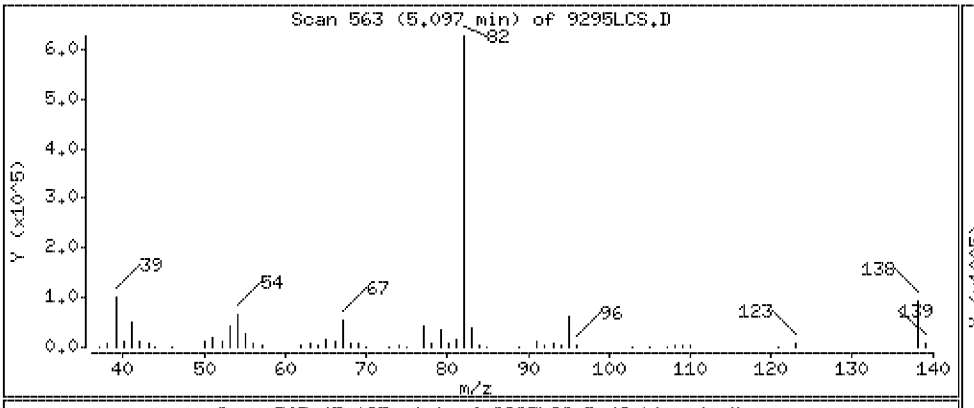

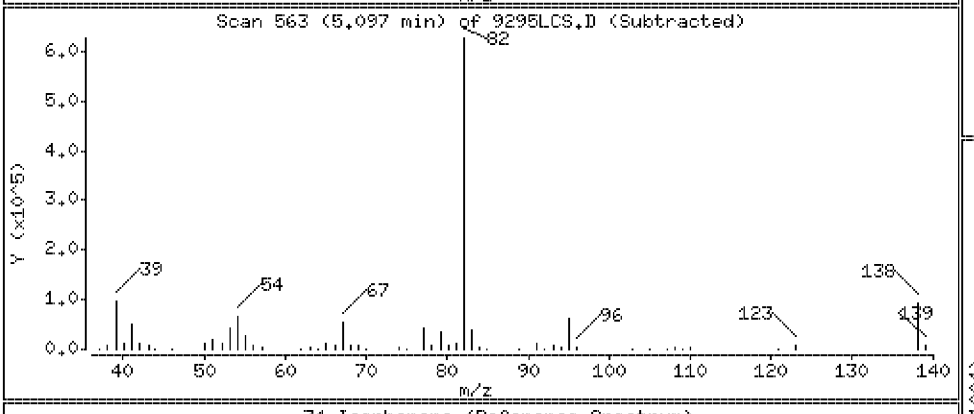

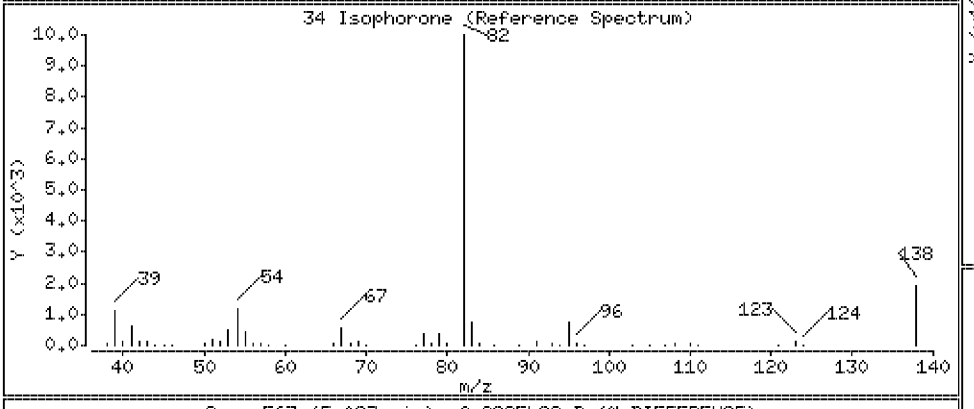

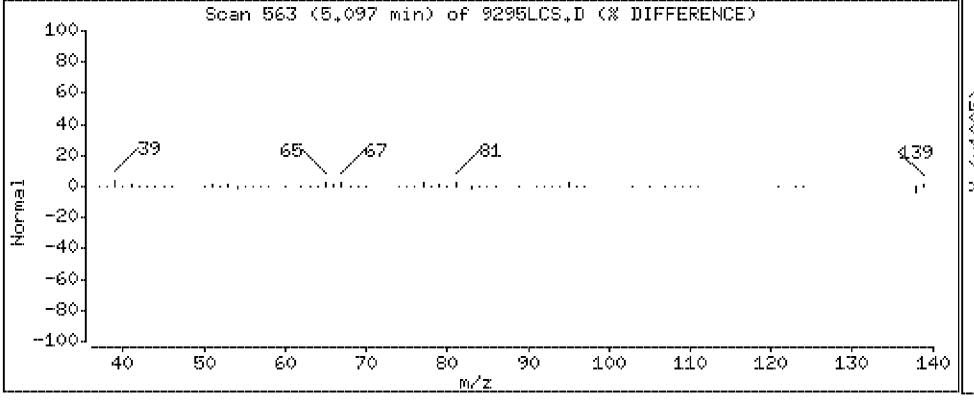

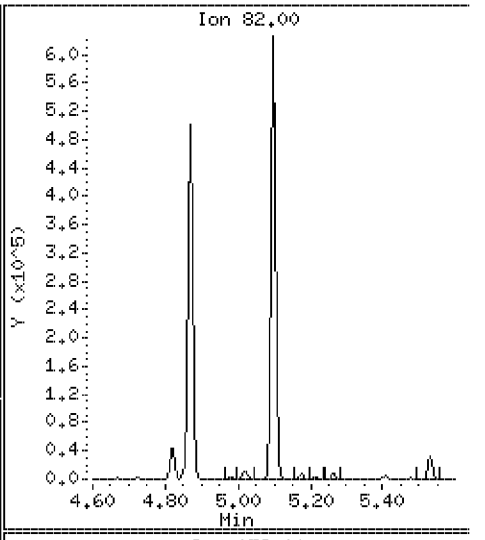

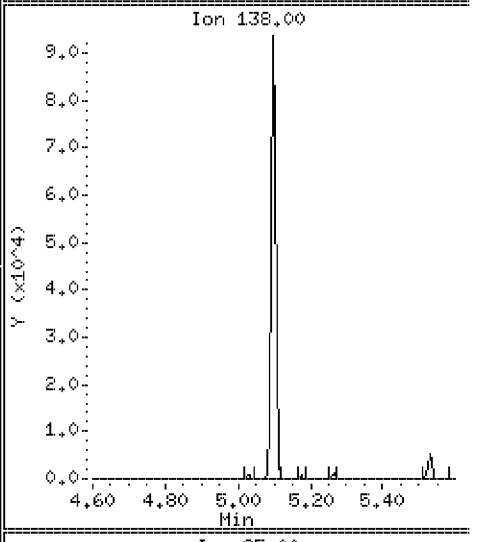

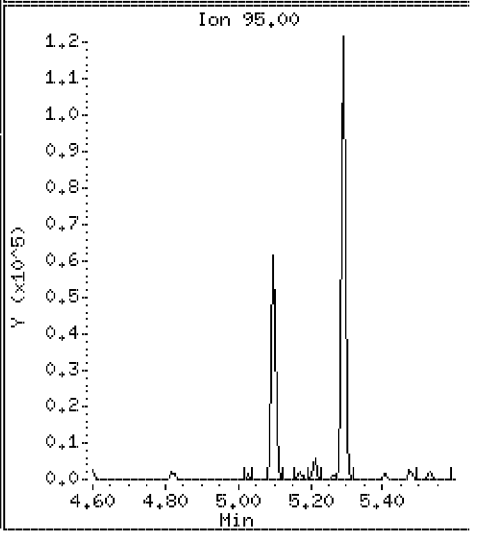

Data File: \\Svecd04\DD\chem\smsd03.i\S305031P.b\9295LCS.D

Date : 03-MAY-2012 17:36

Client ID: 128810LCS

Instrument: smsd03.i

Sample Info: SW128810LCS

Purge Volume: 1000.0

Operator: PEL

Column phase: HPMS-5

Column diameter: 0.25

35 2-Nitrophenol

Concentration: 35.7 ug/l

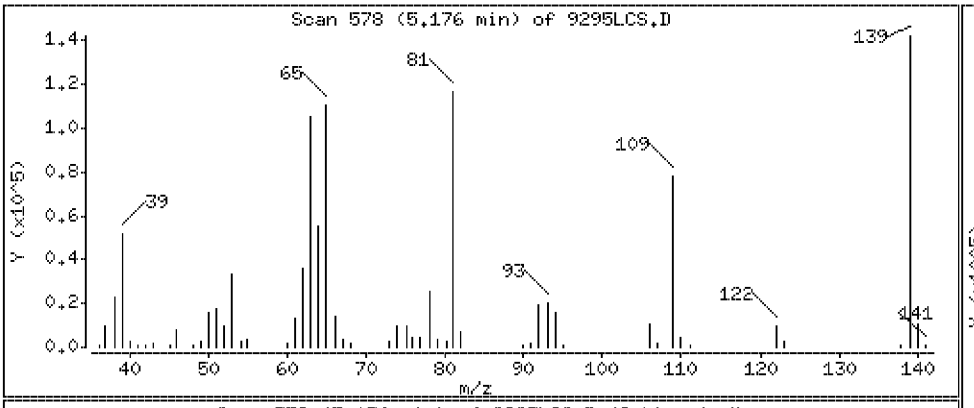

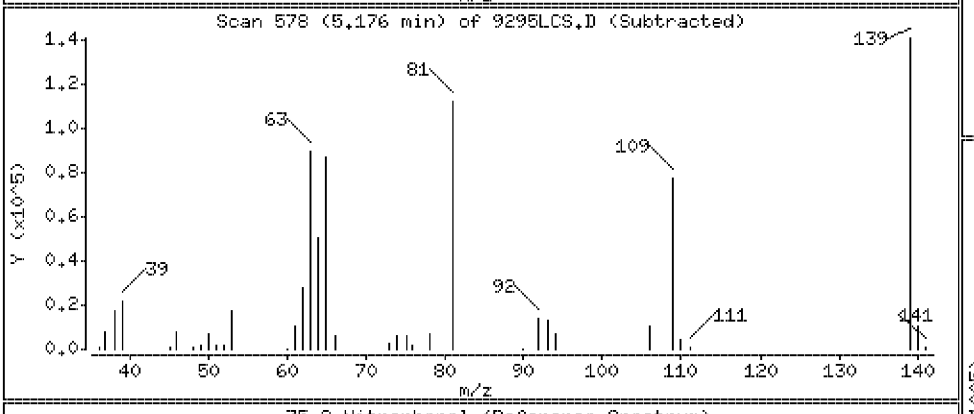

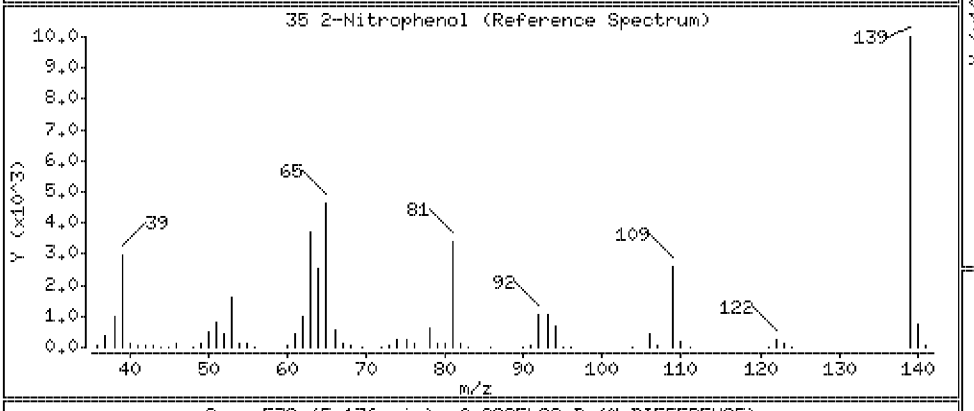

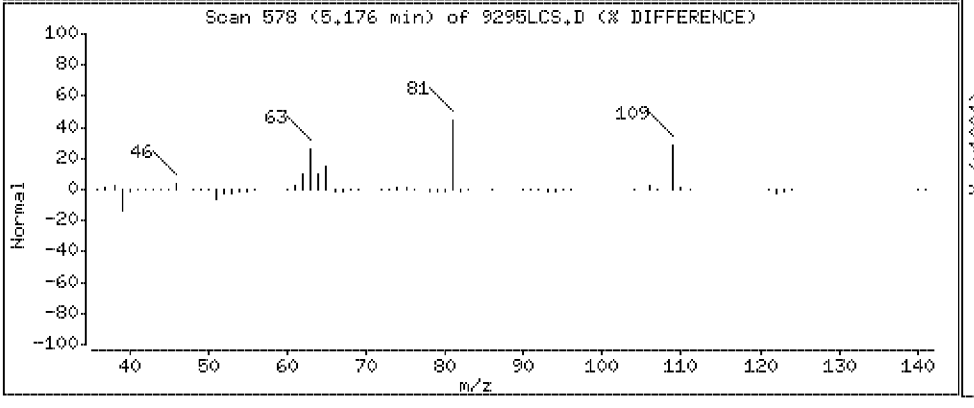

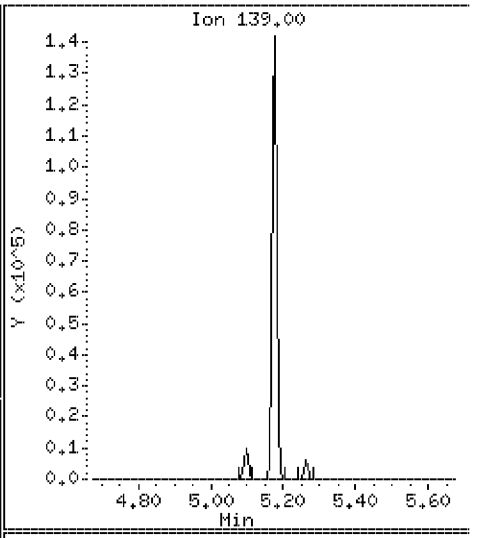

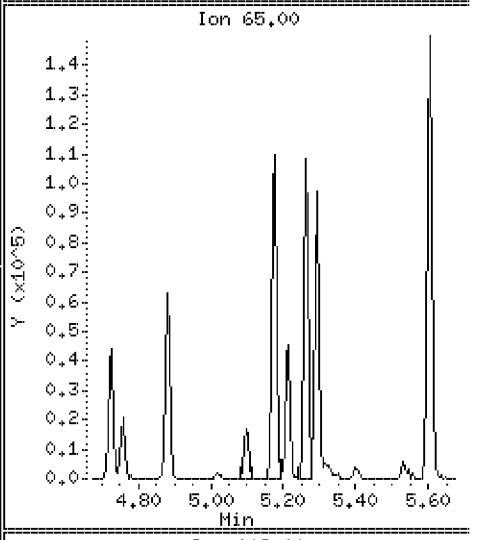

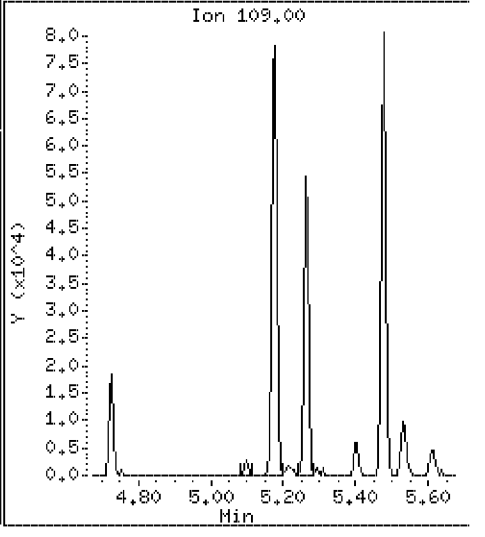

Data File: \\Svecd04\DD\chem\smsd03.i\S305031P.b\9295LCS.D

Date : 03-MAY-2012 17:36

Client ID: 128810LCS

Instrument: smsd03.i

Sample Info: SW128810LCS

Purge Volume: 1000.0

Operator: PEL

Column phase: HPMS-5

Column diameter: 0.25

36 2,4-Dimethylphenol

Concentration: 36.7 ug/l

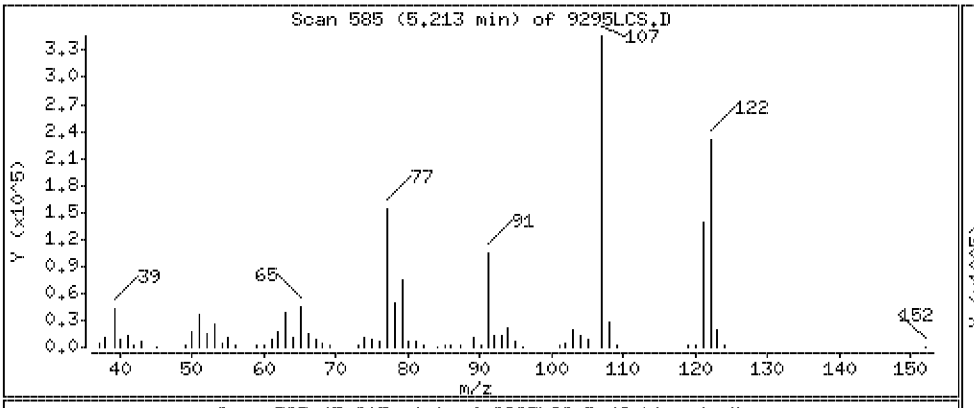

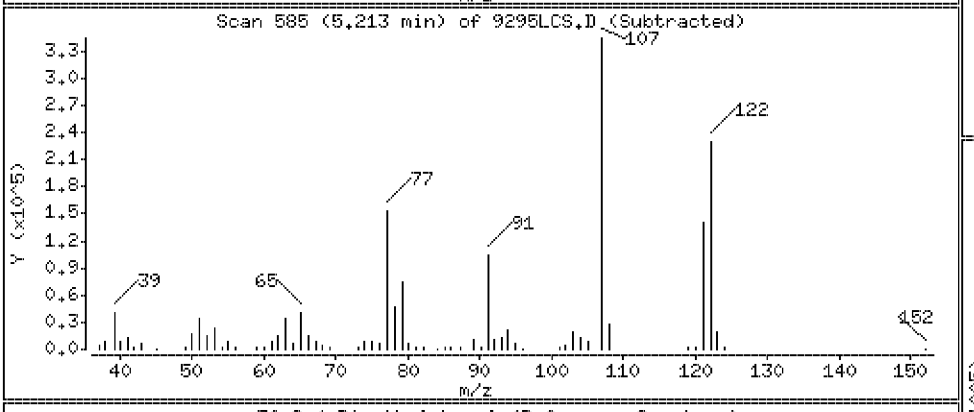

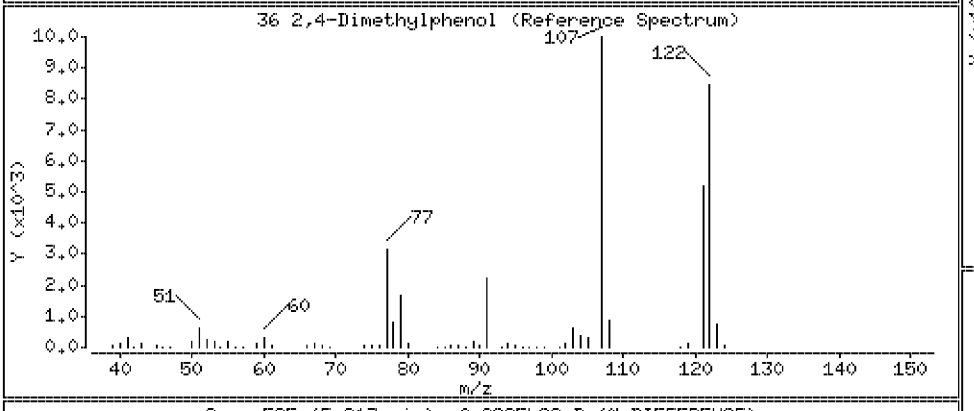

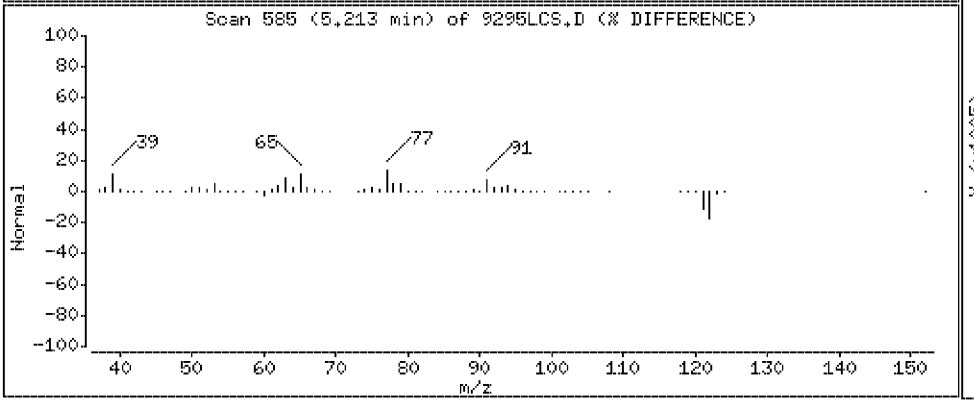

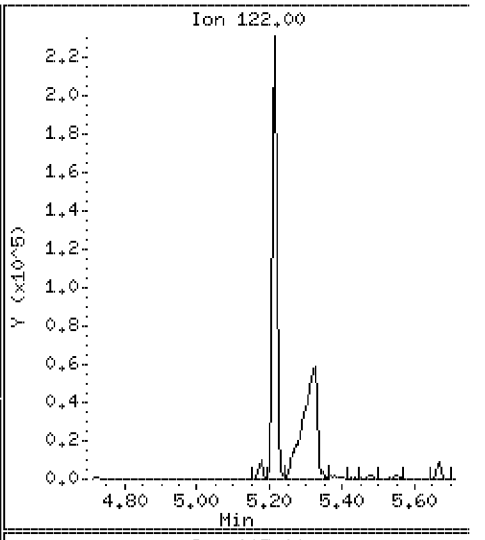

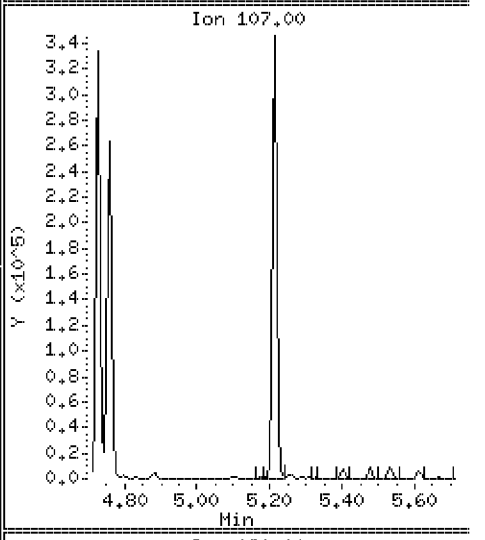

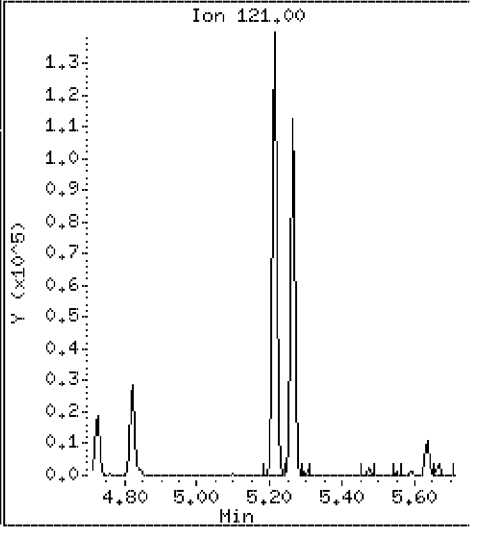

Data File: \\Svecd04\DD\chem\smsd03.i\S305031P.b\9295LCS.D

Date : 03-MAY-2012 17:36

Client ID: 128810LCS

Instrument: smsd03.i

Sample Info: SW128810LCS

Purge Volume: 1000.0

Operator: PEL

Column phase: HPMS-5

Column diameter: 0.25

37 o,o,o-Triethylphosphorothioate

Concentration: 33.2 ug/l

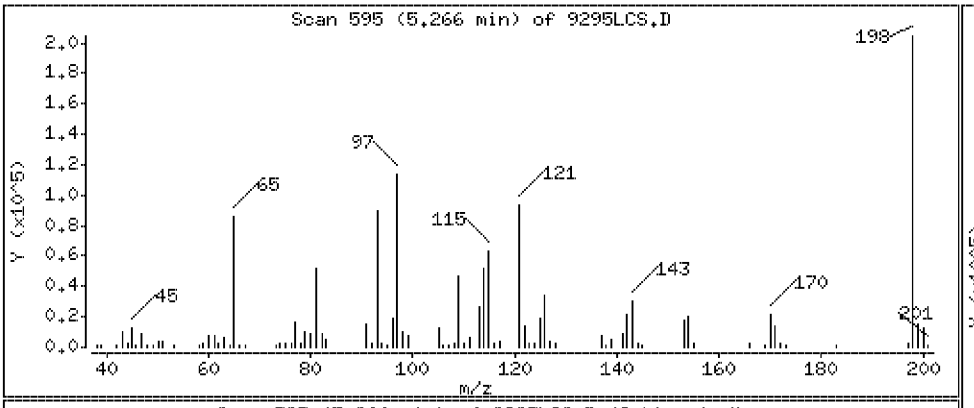

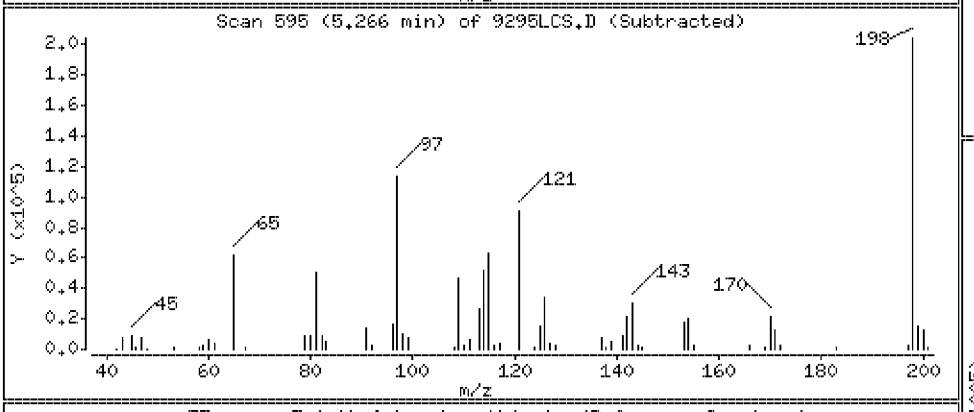

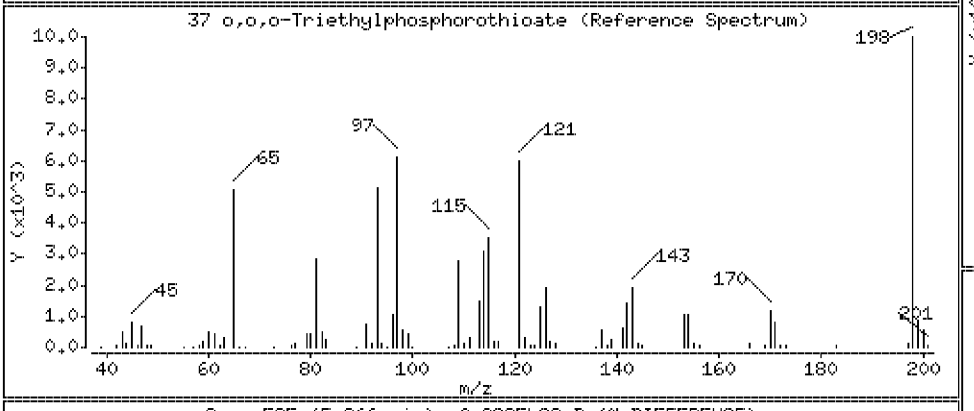

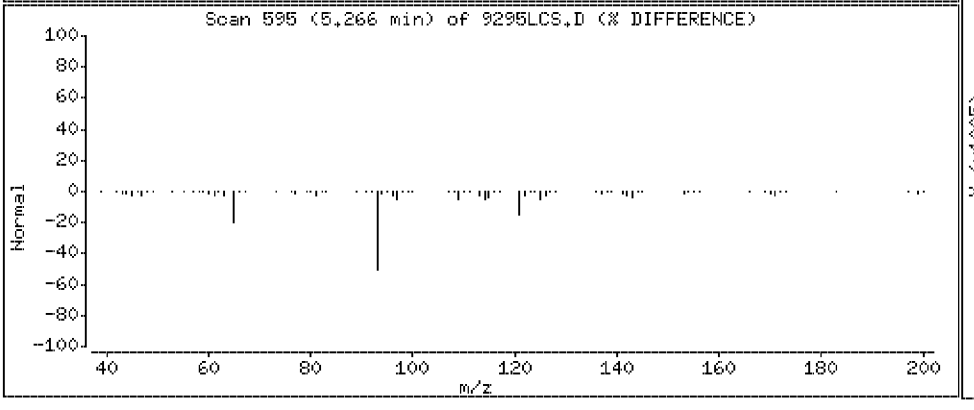

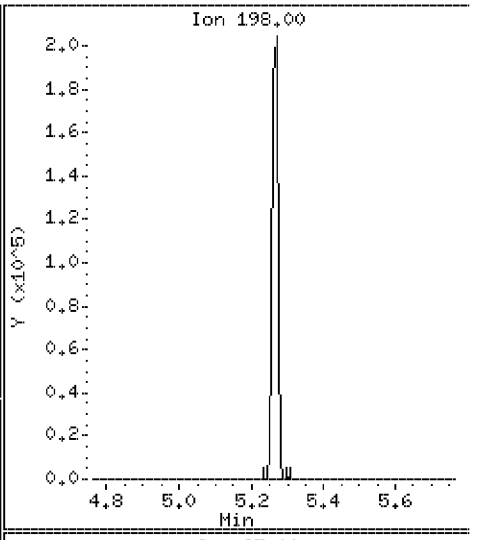

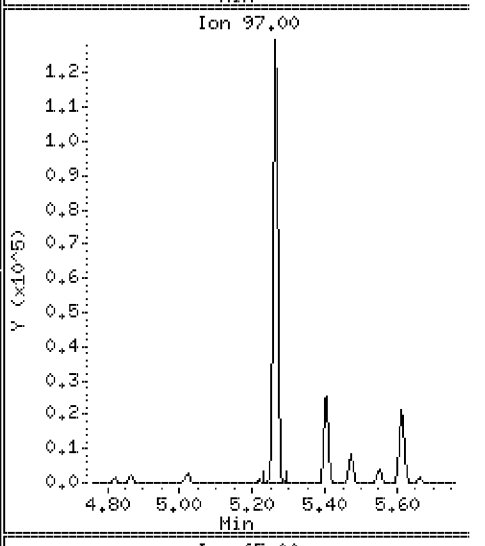

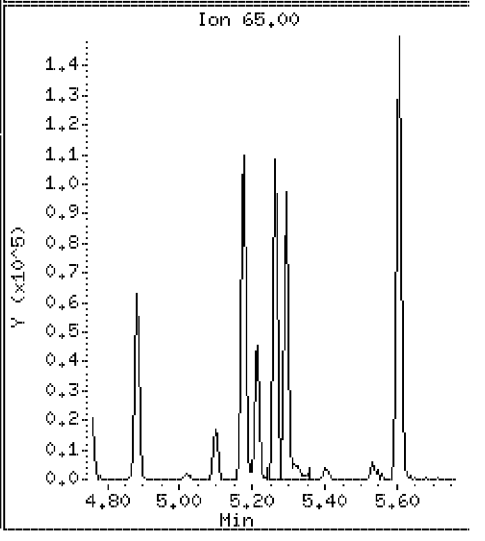

Data File: \\Svecd04\DD\chem\smsd03.i\S305031P.b\9295LCS.D

Date : 03-MAY-2012 17:36

Client ID: 128810LCS

Instrument: smsd03.i

Sample Info: SW128810LCS

Purge Volume: 1000.0

Operator: PEL

Column phase: HPMS-5

Column diameter: 0.25

38 Bis(2-Chloroethoxy)methane

Concentration: 39.4 ug/l

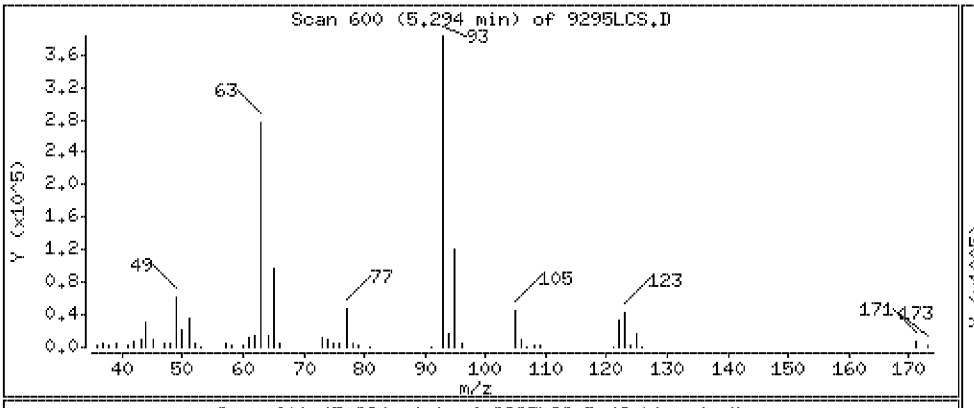

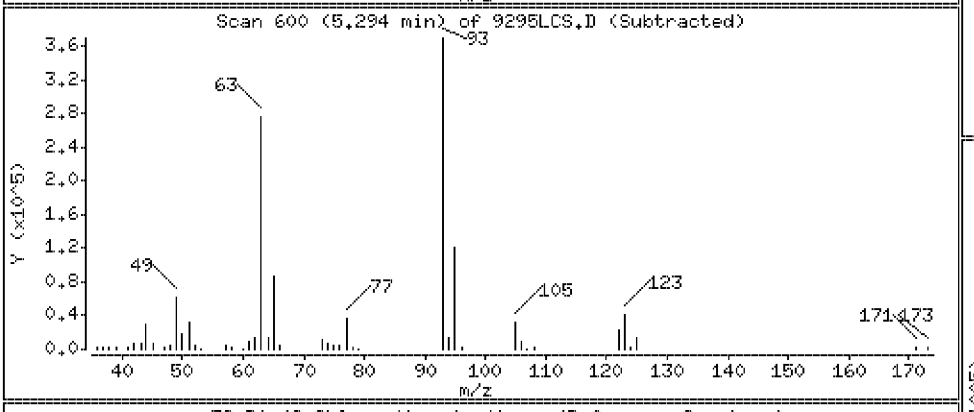

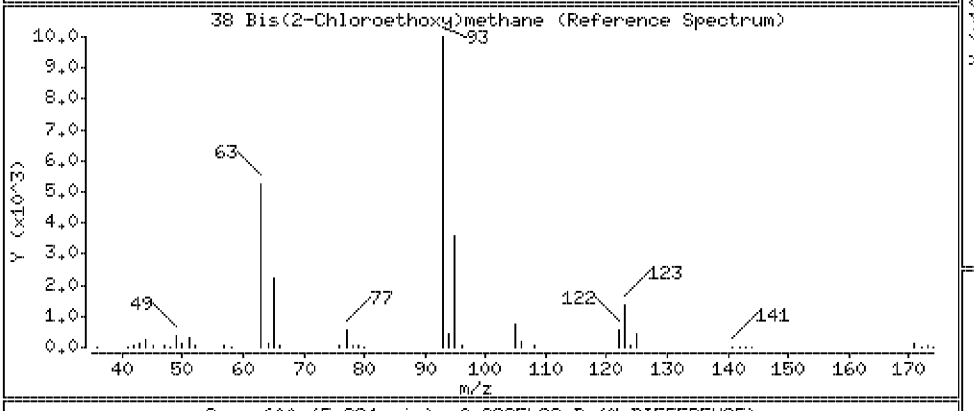

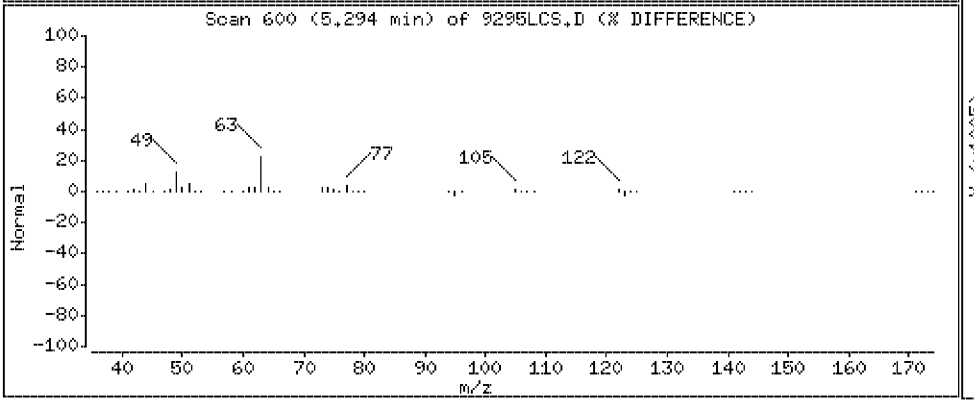

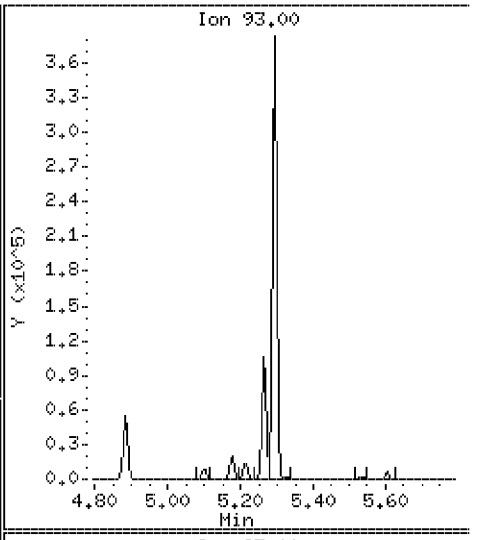

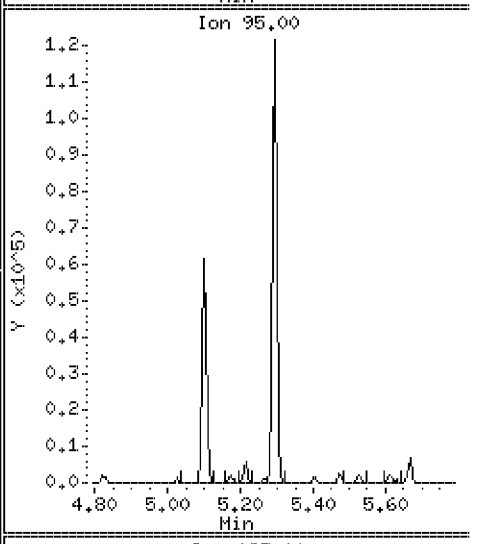

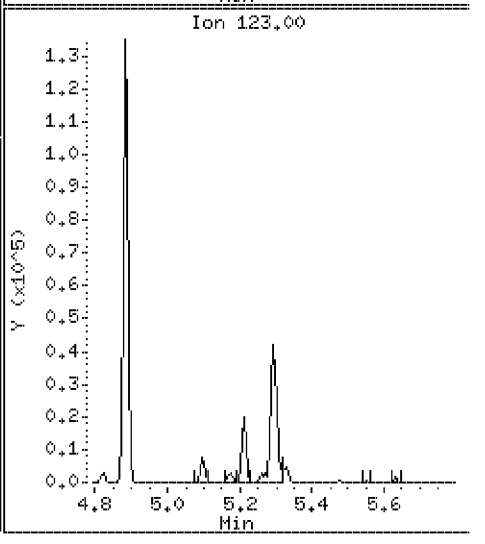

Data File: \\Svecd04\DD\chem\smsd03.i\S305031P.b\9295LCS.D

Date : 03-MAY-2012 17:36

Client ID: 128810LCS

Instrument: smsd03.i

Sample Info: SW128810LCS

Purge Volume: 1000.0

Operator: PEL

Column phase: HPMS-5

Column diameter: 0.25

40 Benzoic Acid

Concentration: 43.5 ug/l

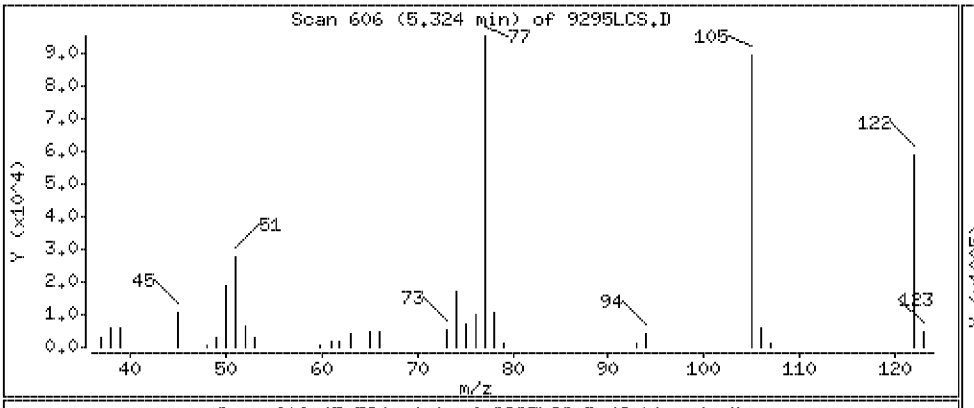

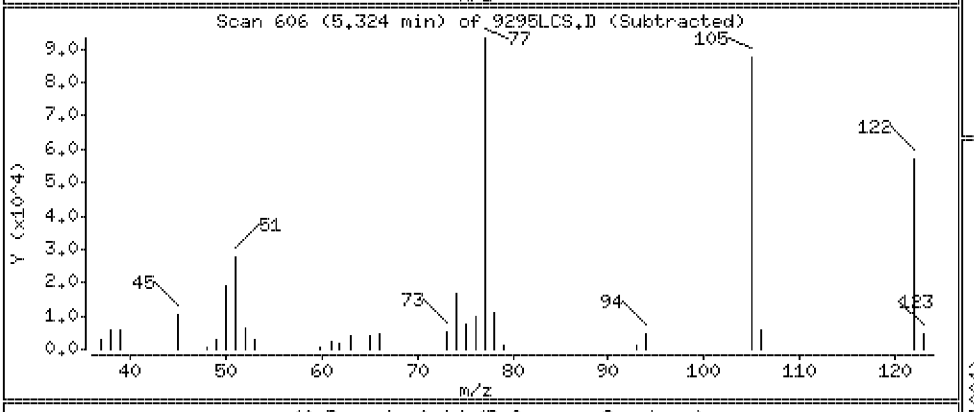

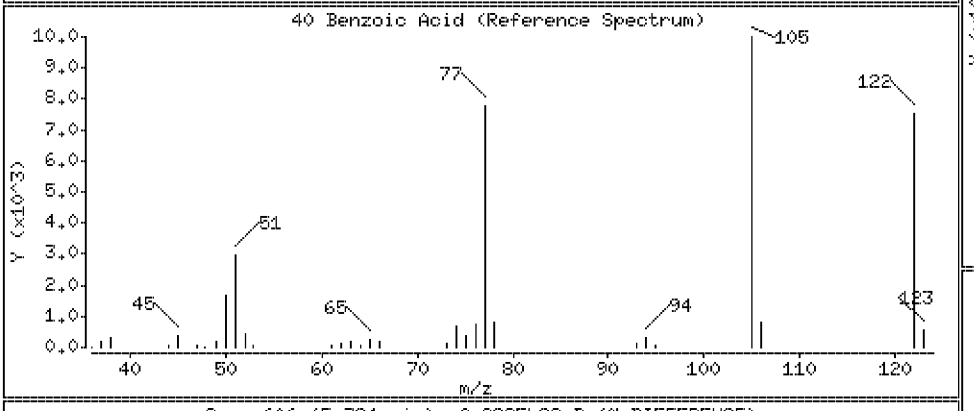

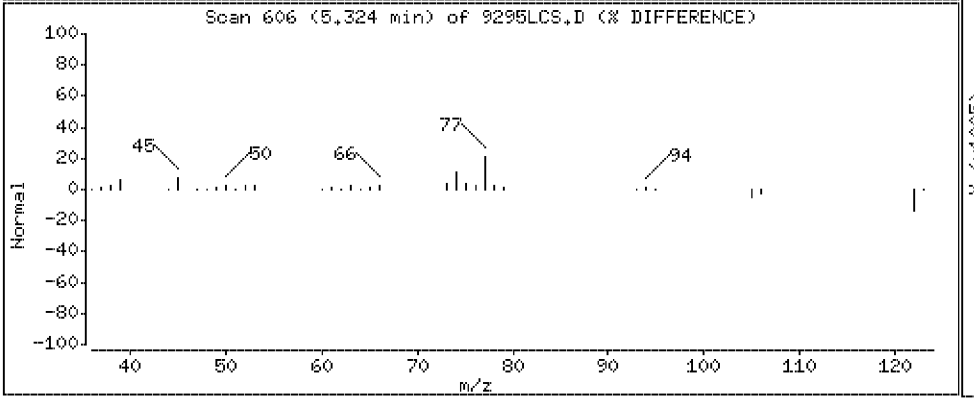

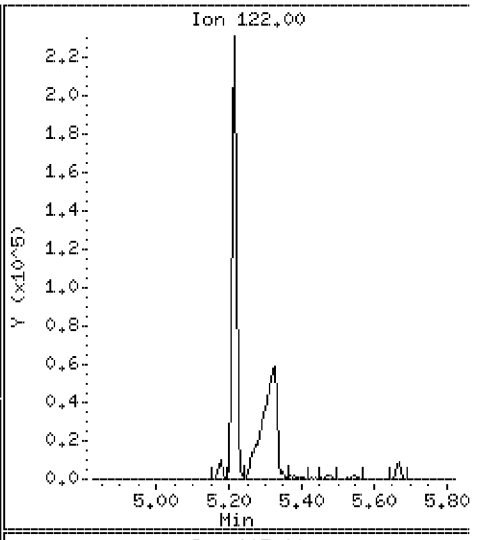

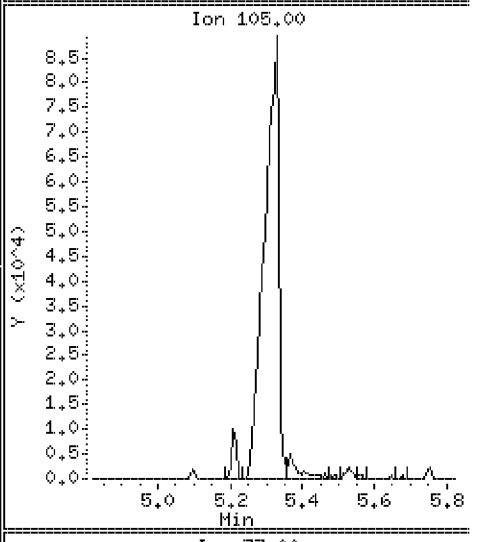

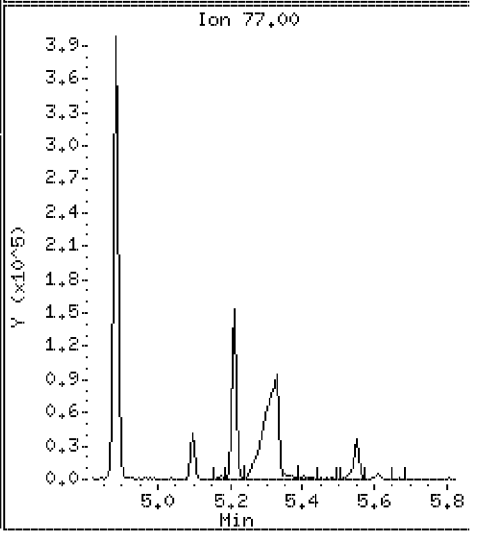

Data File: \\Svecd04\DD\chem\smsd03.i\S305031P.b\9295LCS.D

Date : 03-MAY-2012 17:36

Client ID: 128810LCS

Instrument: smsd03.i

Sample Info: SW128810LCS

Purge Volume: 1000.0

Operator: PEL

Column phase: HPMS-5

Column diameter: 0.25

41 2,4-Dichlorophenol

Concentration: 35.0 ug/l

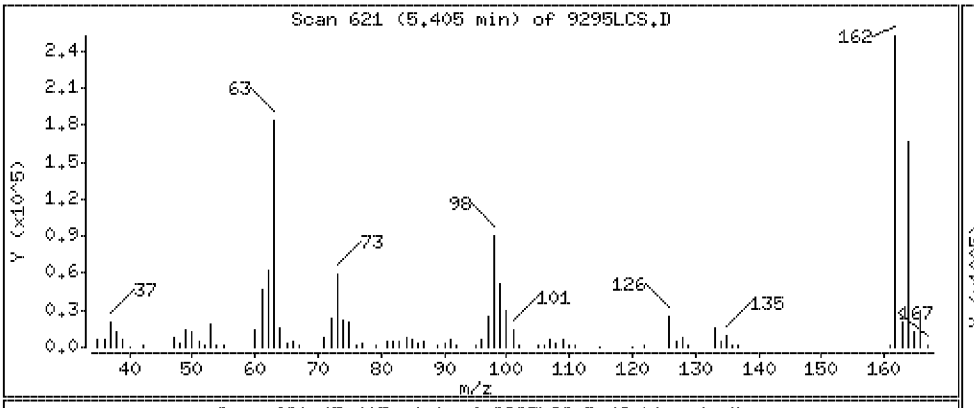

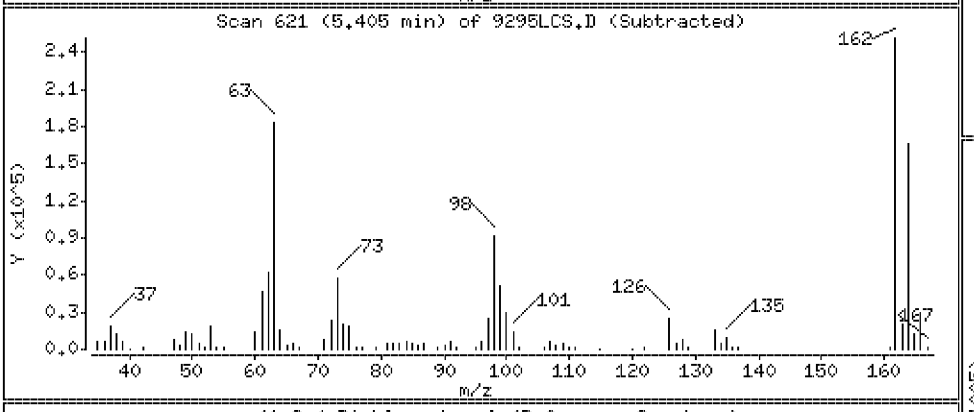

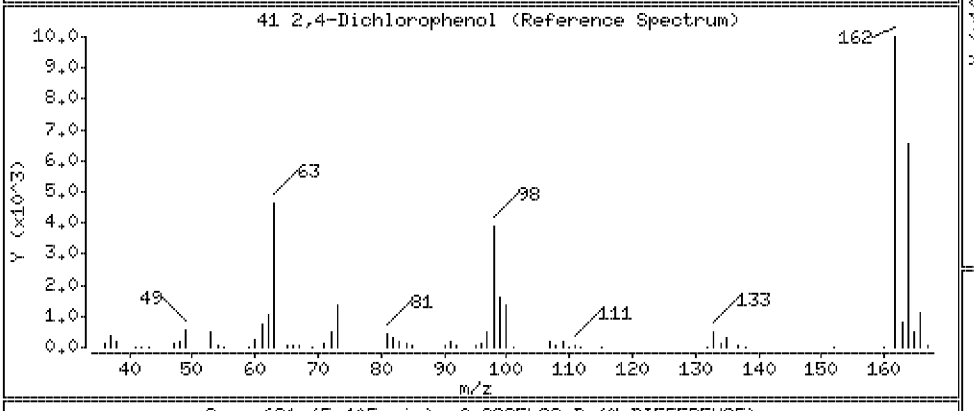

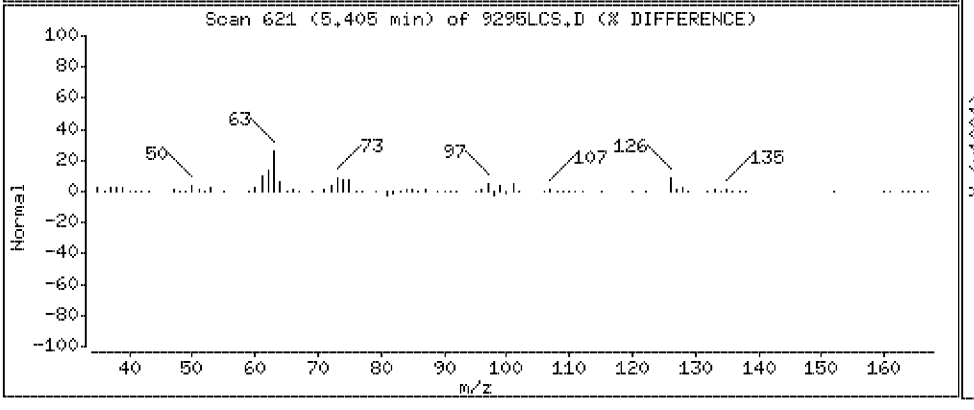

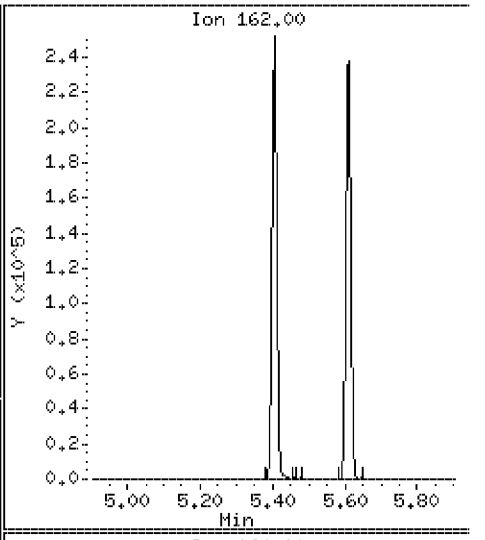

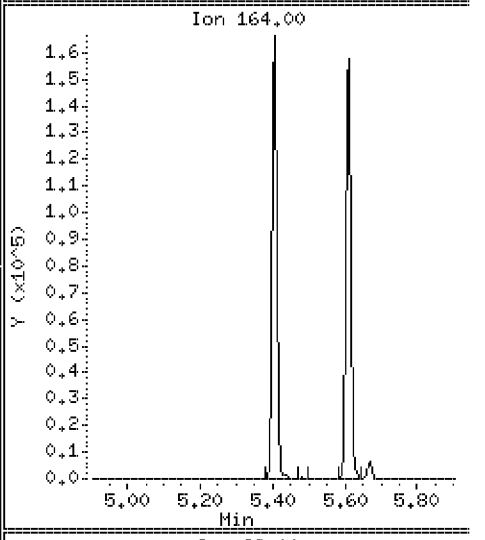

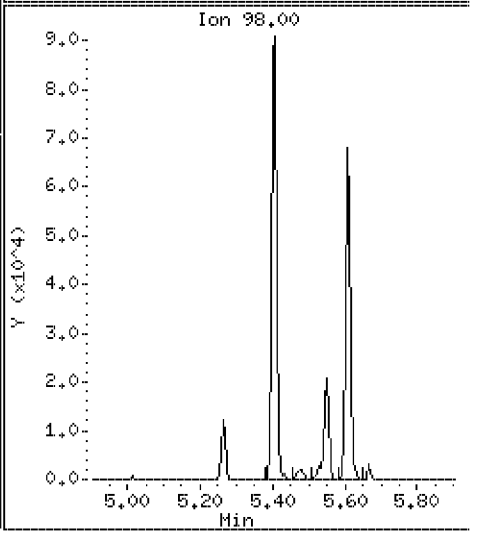

Data File: \\Svecd04\DD\chem\smsd03.i\S305031P.b\9295LCS.D

Date : 03-MAY-2012 17:36

Client ID: 128810LCS

Instrument: smsd03.i

Sample Info: SW128810LCS

Purge Volume: 1000.0

Operator: PEL

Column phase: HPMS-5

Column diameter: 0.25

42 1,2,4-Trichlorobenzene

Concentration: 28.5 ug/l

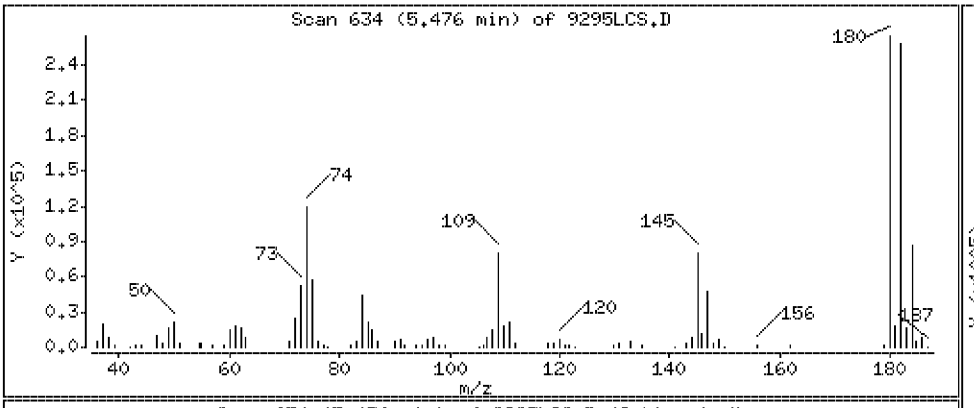

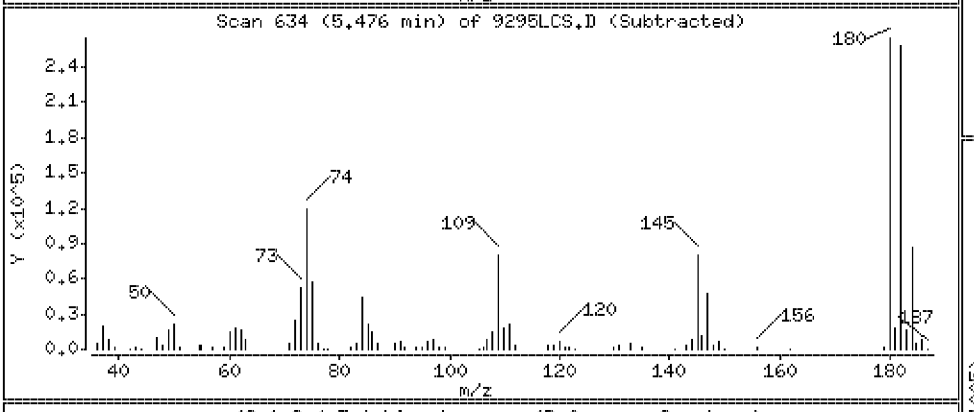

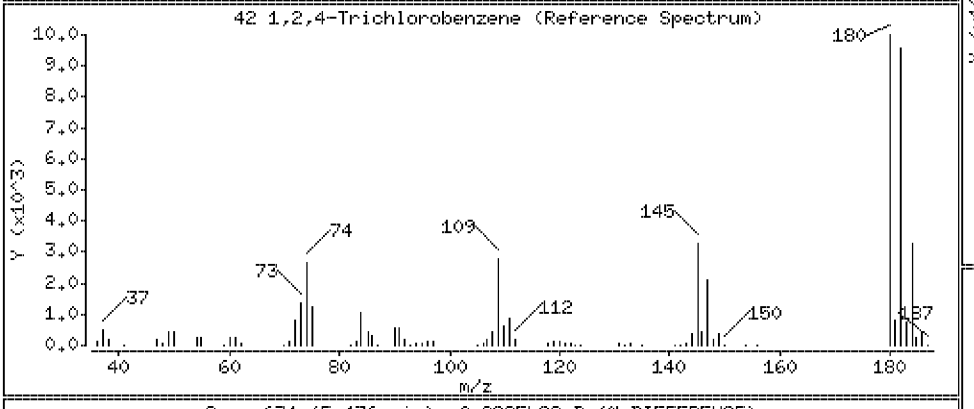

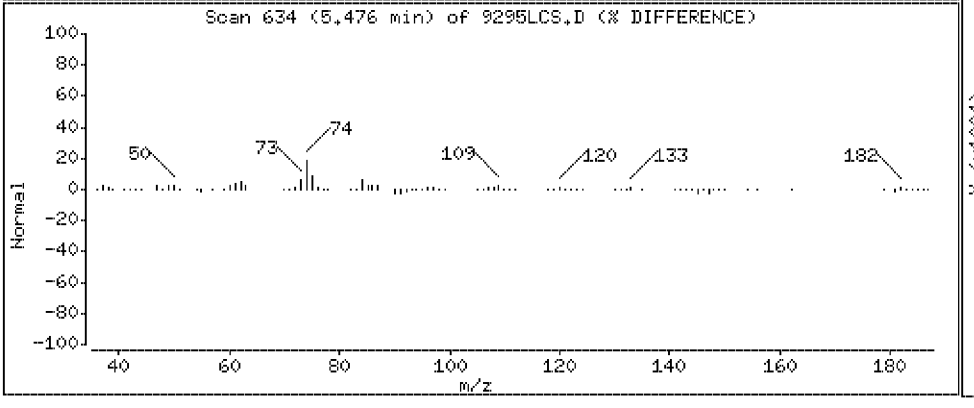

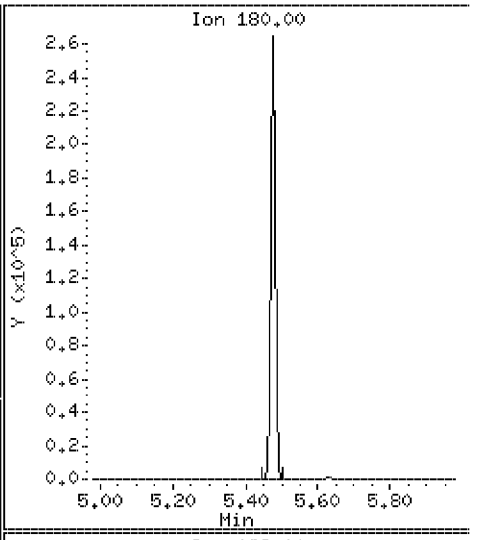

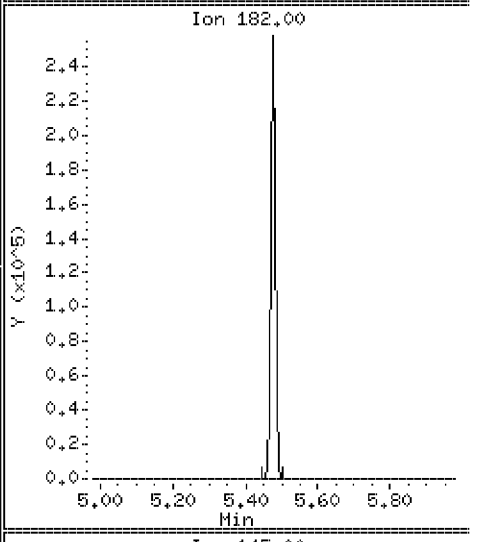

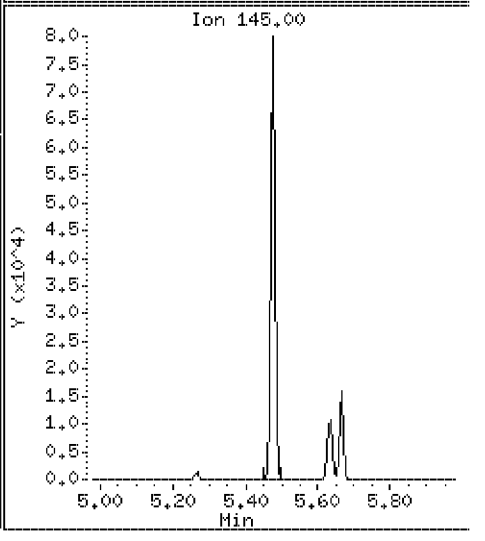

Data File: \\Svecd04\DD\chem\smsd03.i\S305031P.b\9295LCS.D

Date : 03-MAY-2012 17:36

Client ID: 128810LCS

Instrument: smsd03.i

Sample Info: SW128810LCS

Purge Volume: 1000.0

Operator: PEL

Column phase: HPMS-5

Column diameter: 0.25

44 Naphthalene

Concentration: 32.8 ug/l

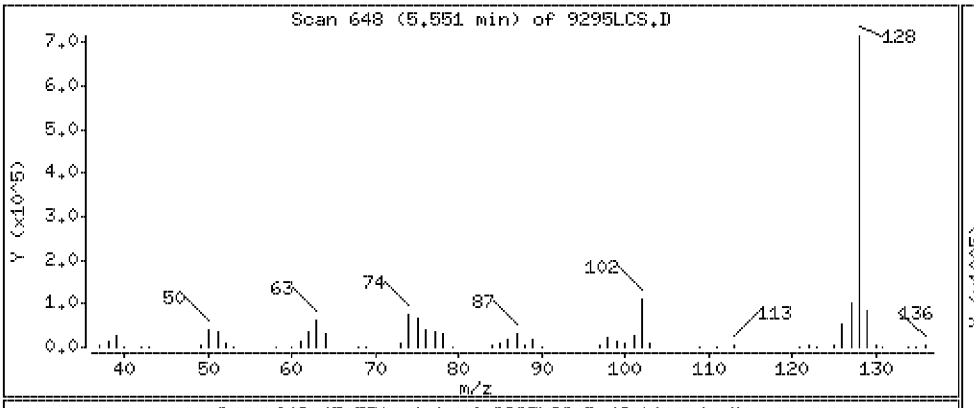

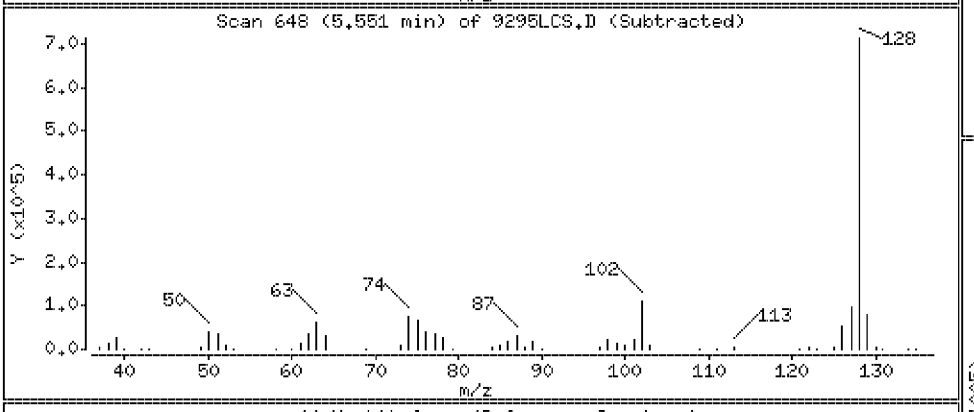

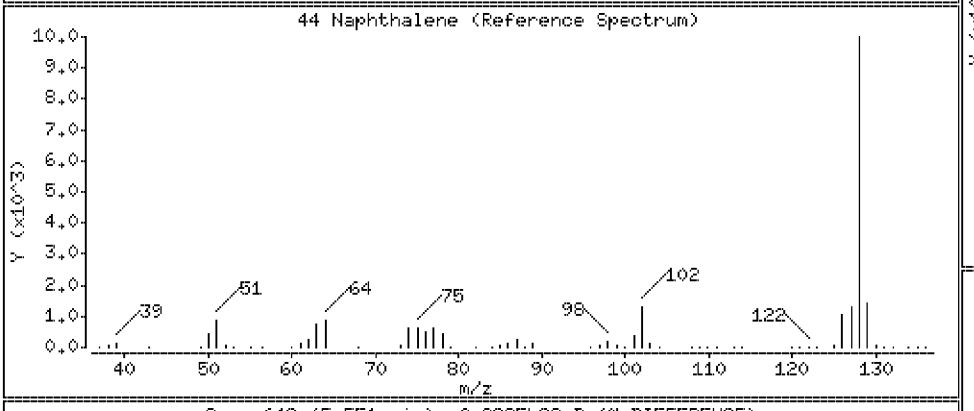

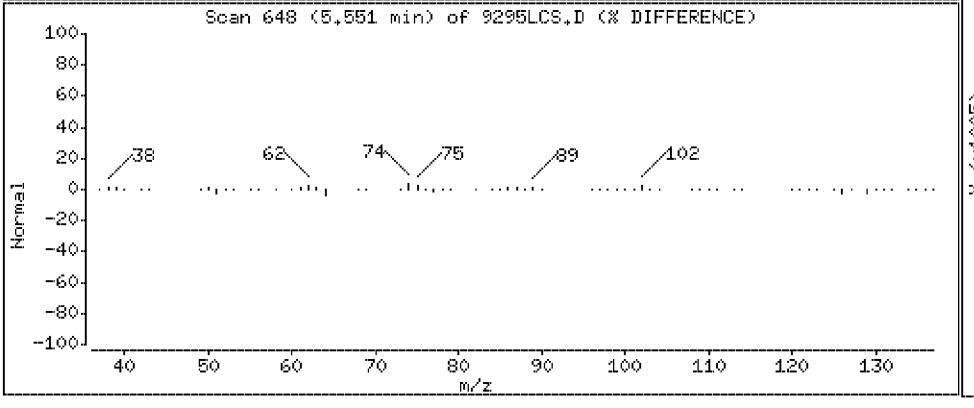

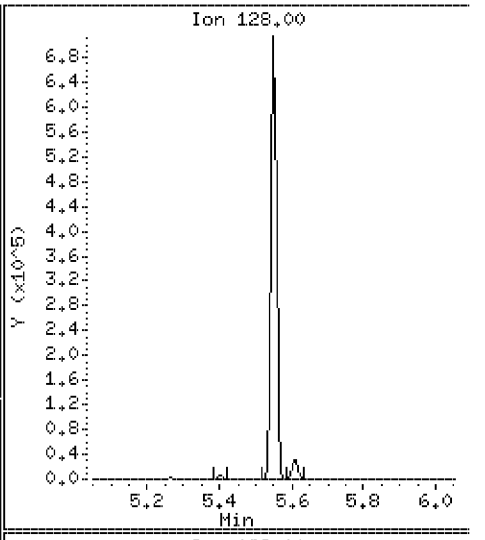

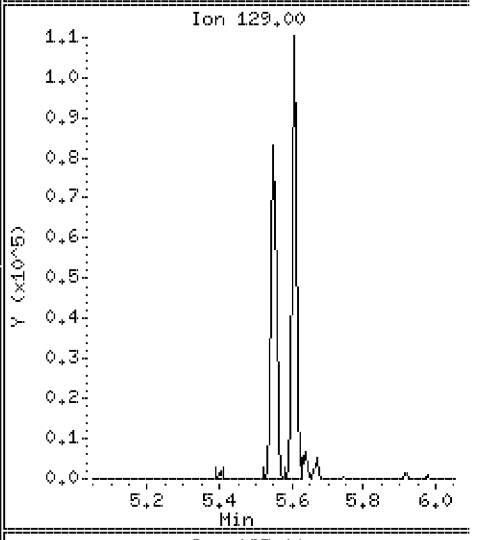

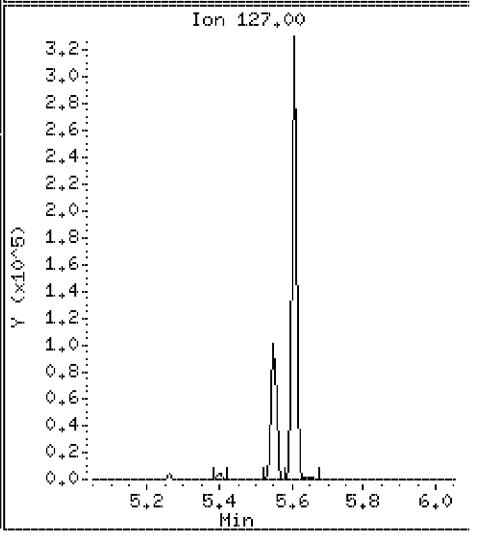

Data File: \\Svecd04\DD\chem\smsd03.i\S305031P.b\9295LCS.D

Date : 03-MAY-2012 17:36

Client ID: 128810LCS

Instrument: smsd03.i

Sample Info: SW128810LCS

Purge Volume: 1000.0

Operator: PEL

Column phase: HPMS-5

Column diameter: 0.25

45 4-Chloroaniline

Concentration: 37.6 ug/l

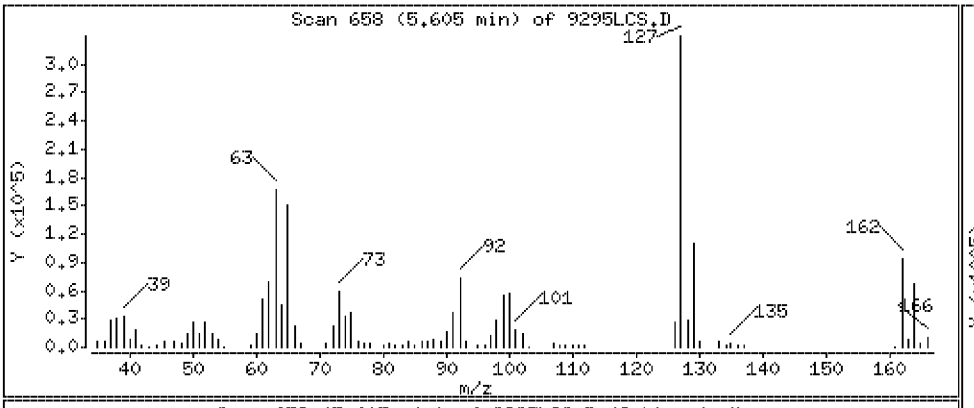

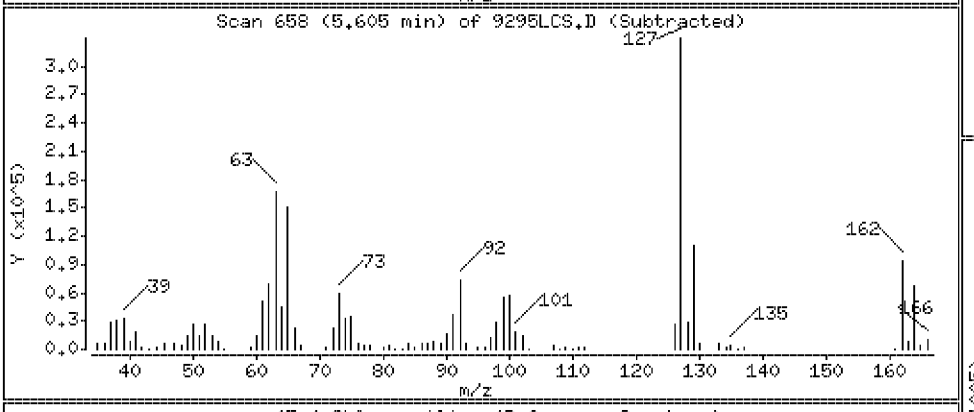

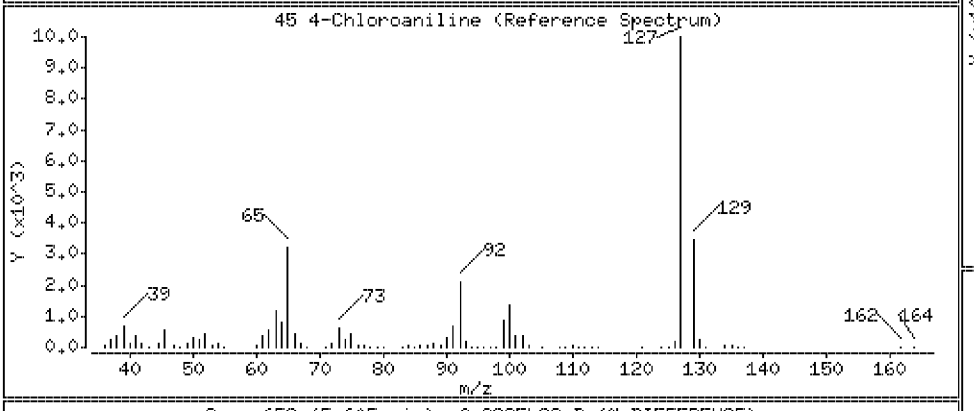

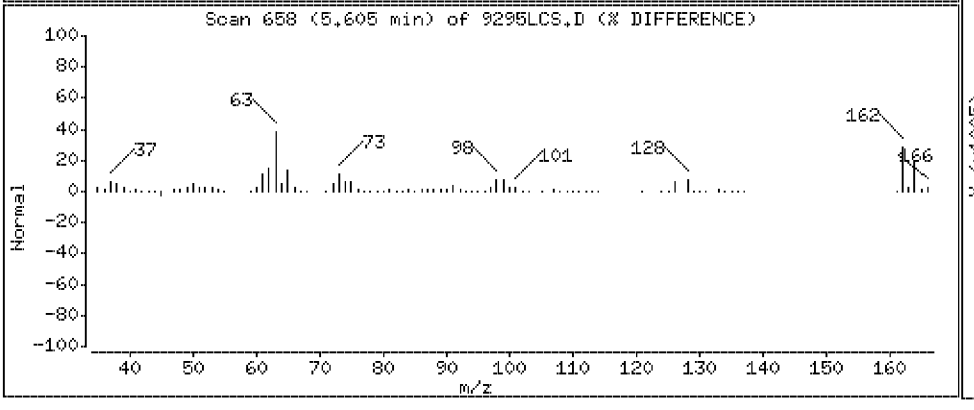

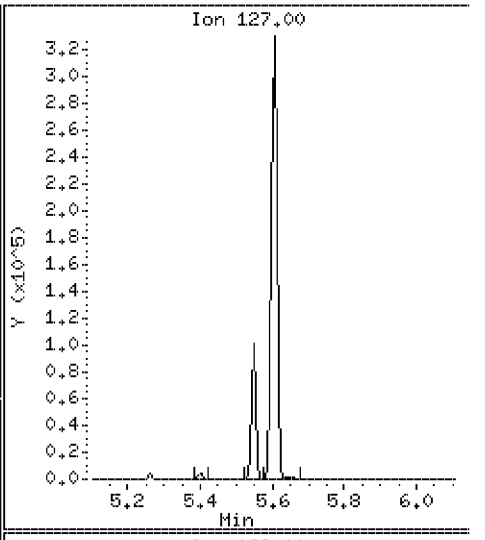

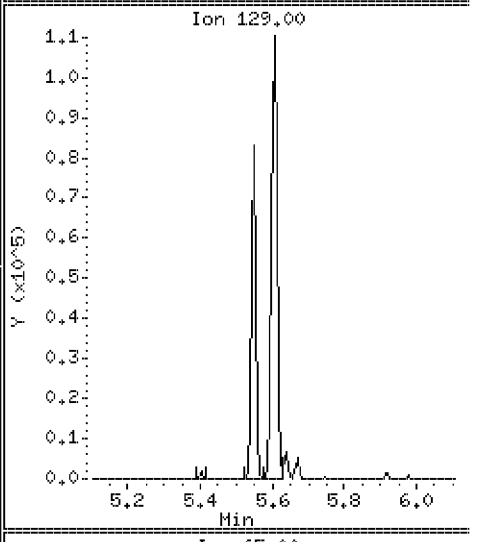

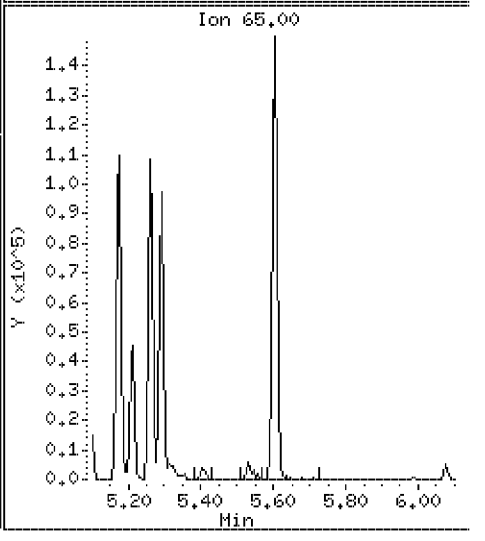

Data File: \\Svecd04\DD\chem\smsd03.i\S305031P.b\9295LCS.D

Date : 03-MAY-2012 17:36

Client ID: 128810LCS

Instrument: smsd03.i

Sample Info: SW128810LCS

Purge Volume: 1000.0

Operator: PEL

Column phase: HPMS-5

Column diameter: 0.25

46 2,6-Dichlorophenol

Concentration: 37.8 ug/l

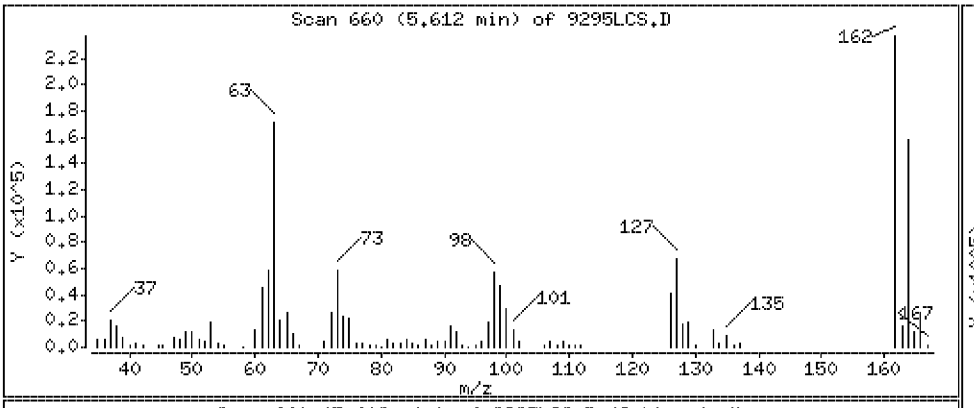

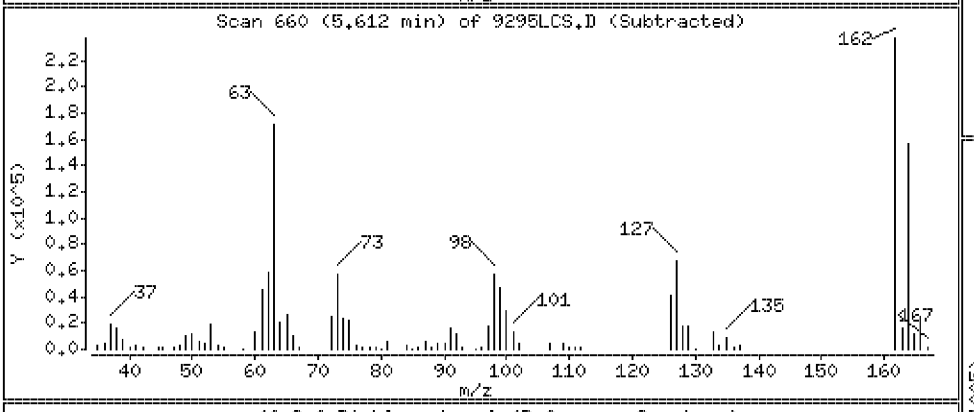

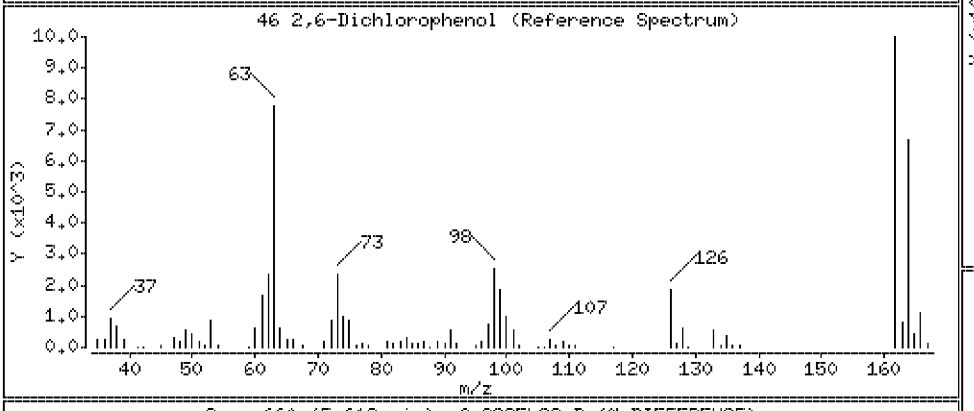

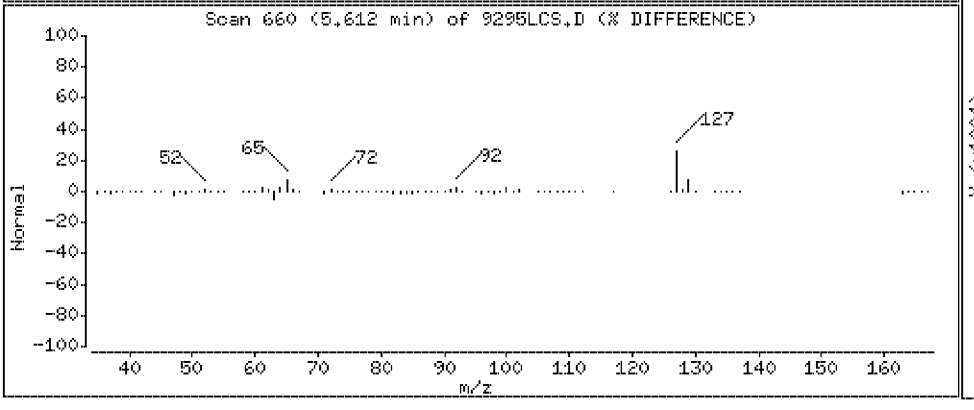

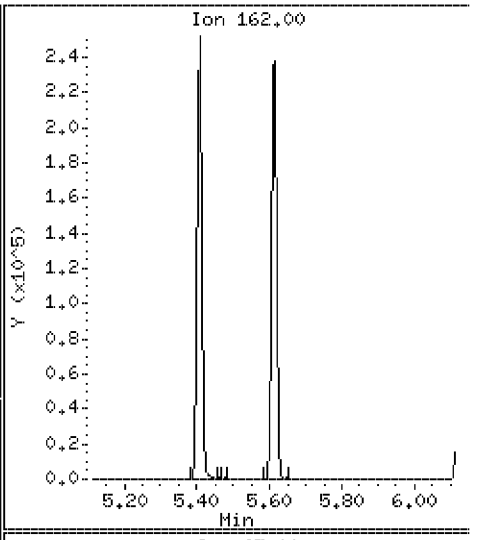

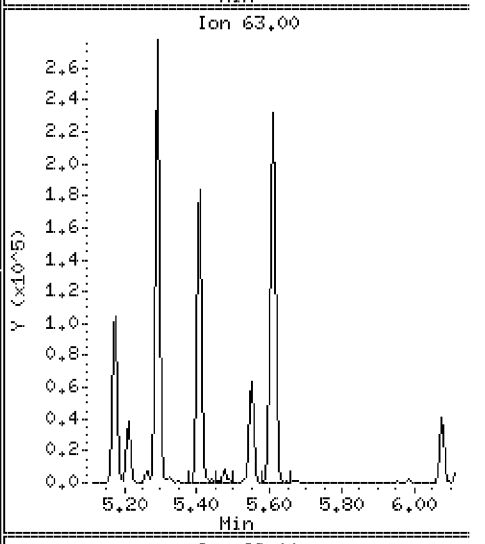

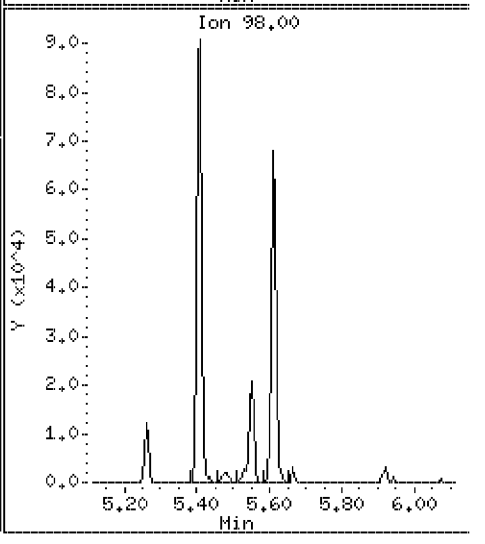

Data File: \\Svecd04\DD\chem\smsd03.i\S305031P.b\9295LCS.D

Date : 03-MAY-2012 17:36

Client ID: 128810LCS

Instrument: smsd03.i

Sample Info: SW128810LCS

Purge Volume: 1000.0

Operator: PEL

Column phase: HPMS-5

Column diameter: 0.25

47 Hexachloropropene

Concentration: 17.2 ug/l

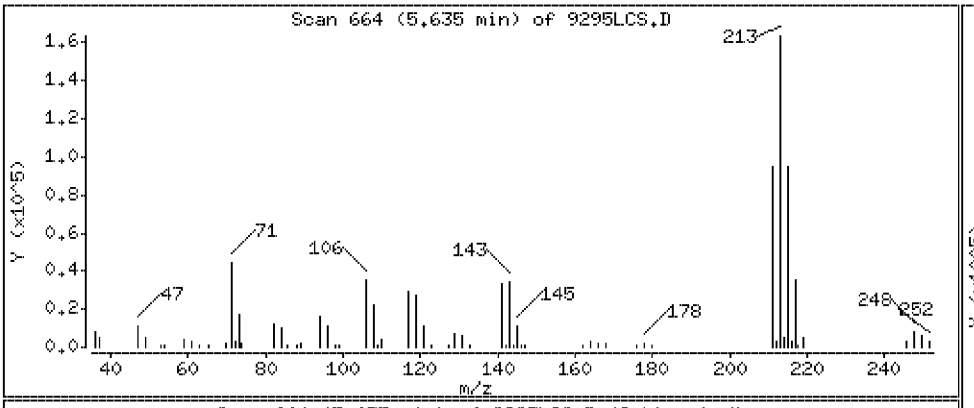

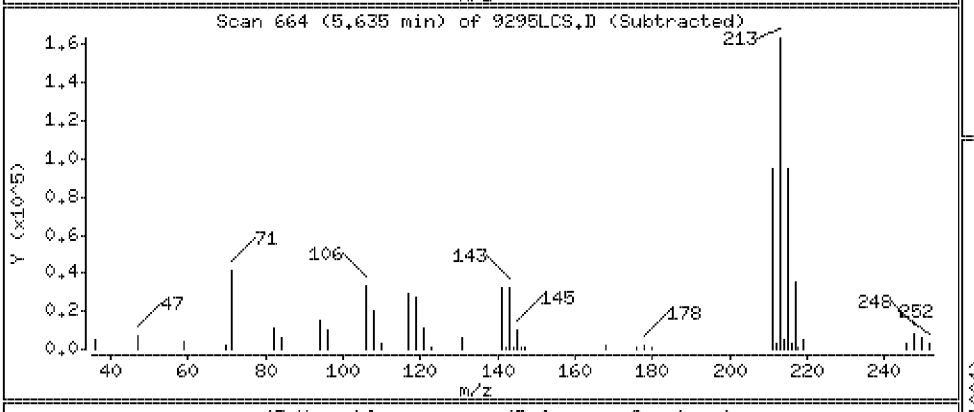

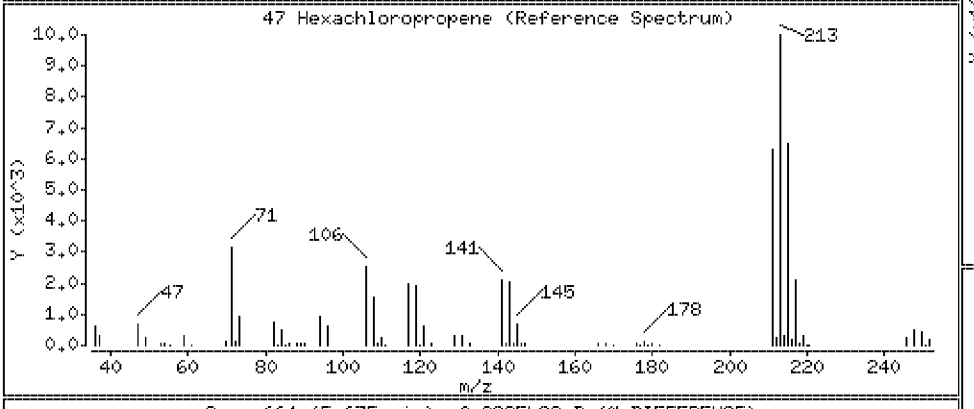

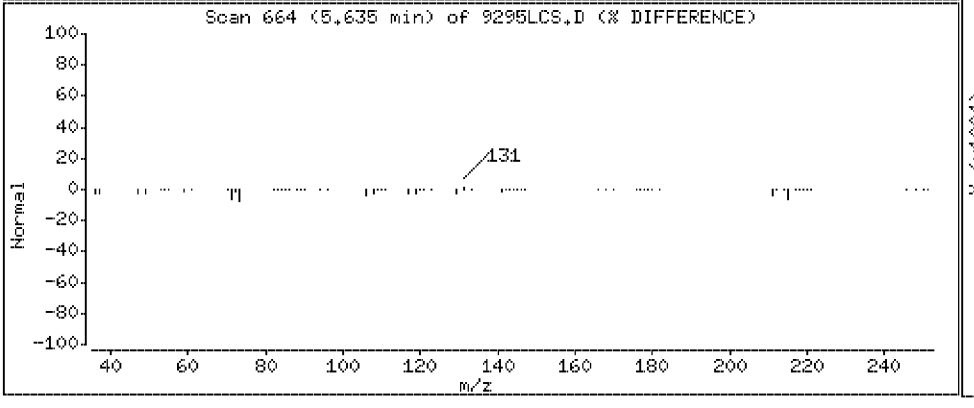

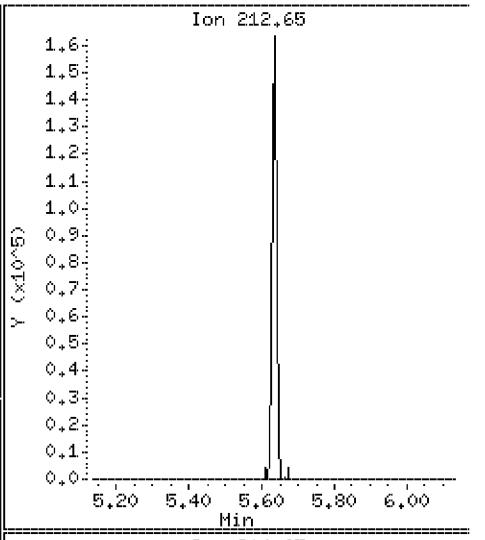

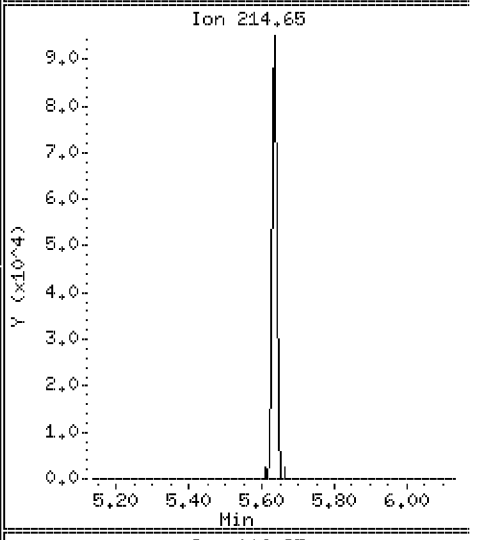

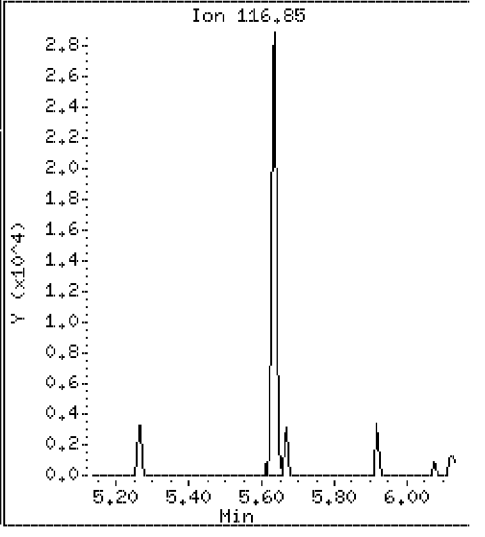

Data File: \\Svecd04\DD\chem\smsd03.i\S305031P.b\9295LCS.D

Date : 03-MAY-2012 17:36

Client ID: 128810LCS

Instrument: smsd03.i

Sample Info: SW128810LCS

Purge Volume: 1000.0

Operator: PEL

Column phase: HPMS-5

Column diameter: 0.25

48 Hexachlorobutadiene

Concentration: 29.7 ug/l

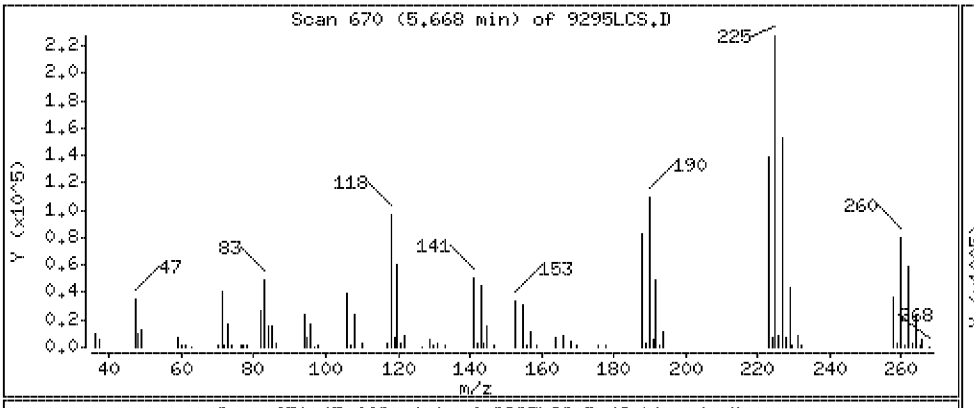

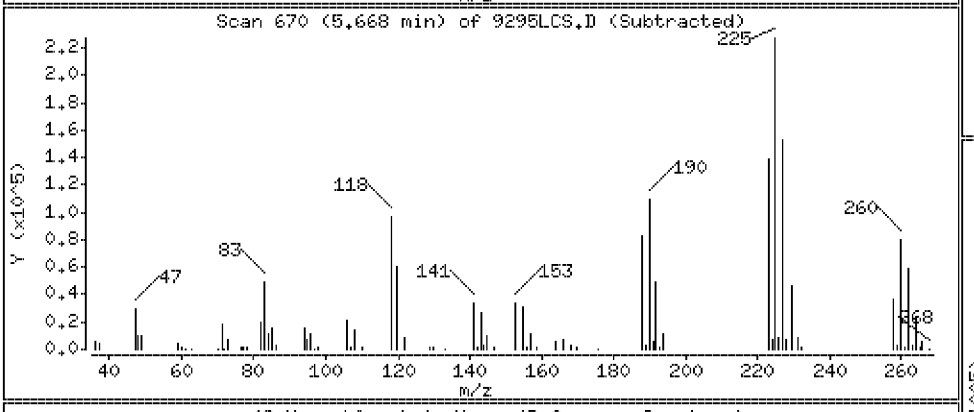

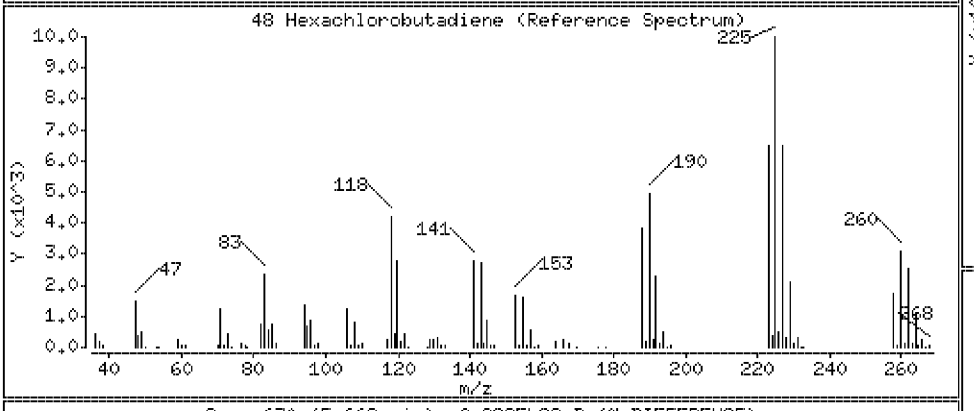

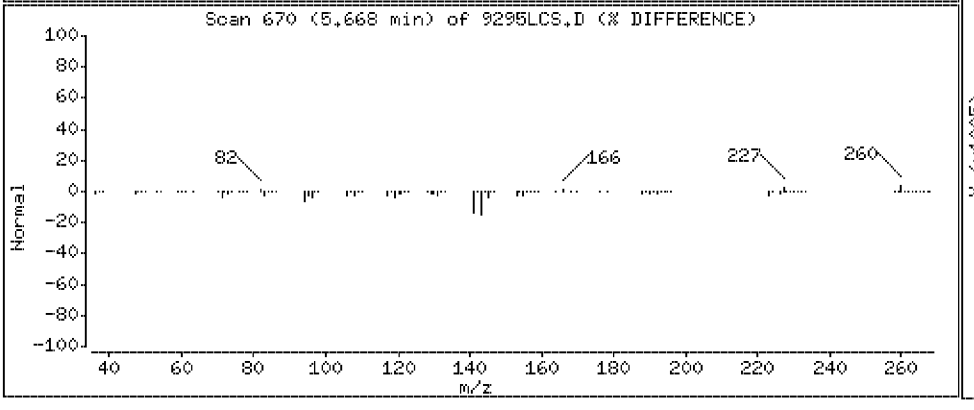

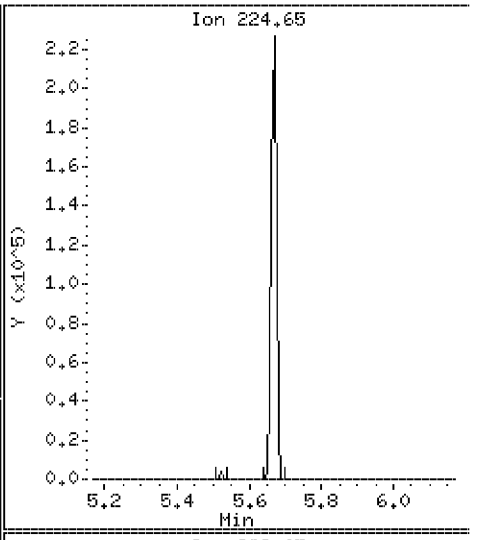

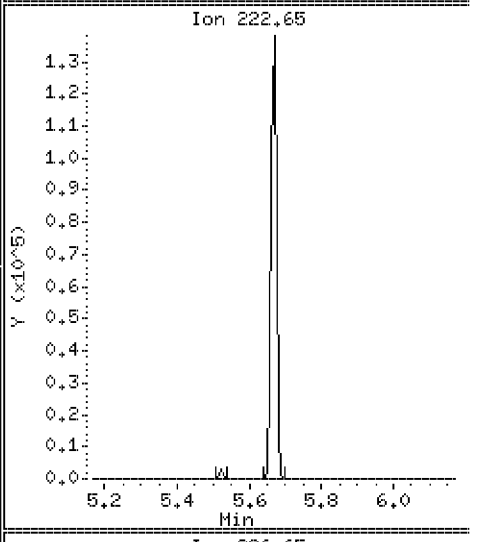

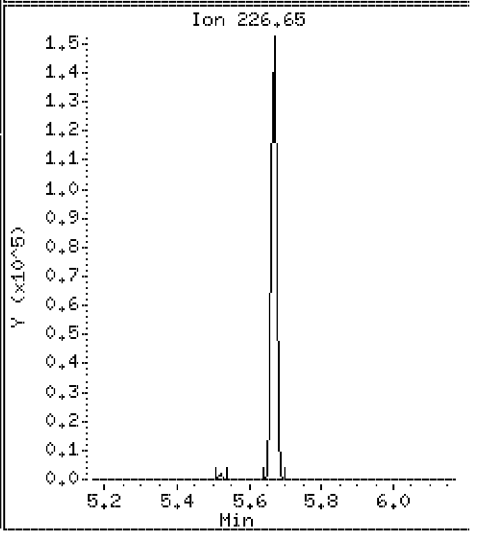

Data File: \\Svecd04\DD\chem\smsd03.i\S305031P.b\9295LCS.D

Date : 03-MAY-2012 17:36

Client ID: 128810LCS

Instrument: smsd03.i

Sample Info: SW128810LCS

Purge Volume: 1000.0

Operator: PEL

Column phase: HPMS-5

Column diameter: 0.25

49 N-Nitrosodi-n-butylamine

Concentration: 34.0 ug/l

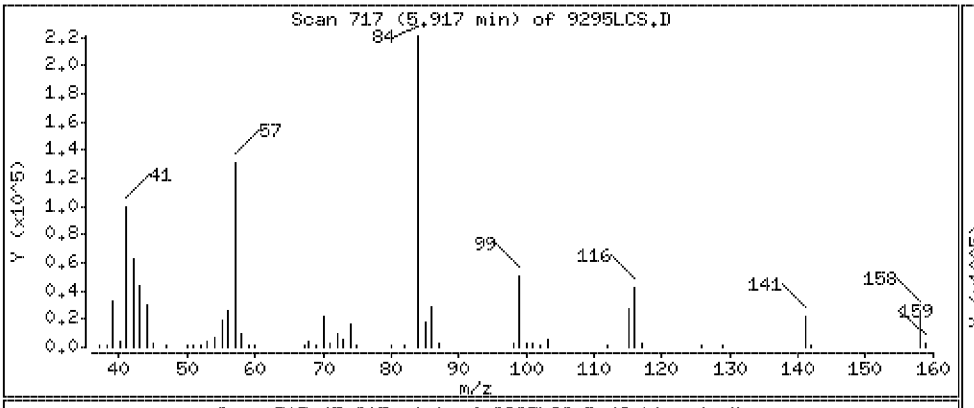

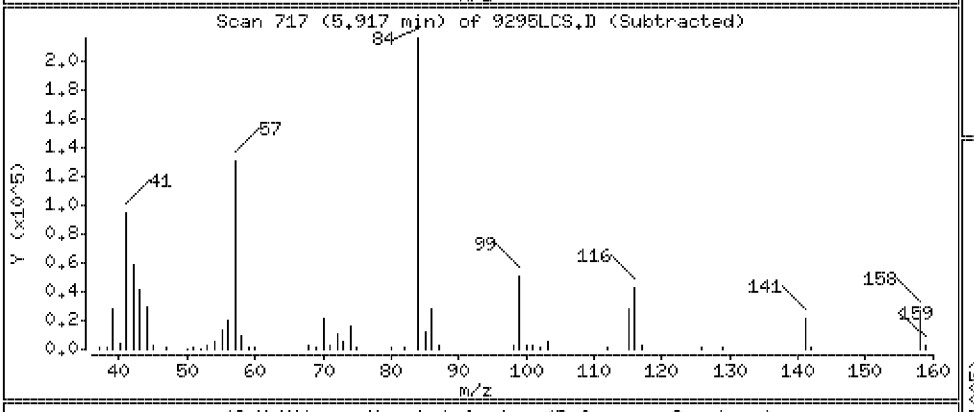

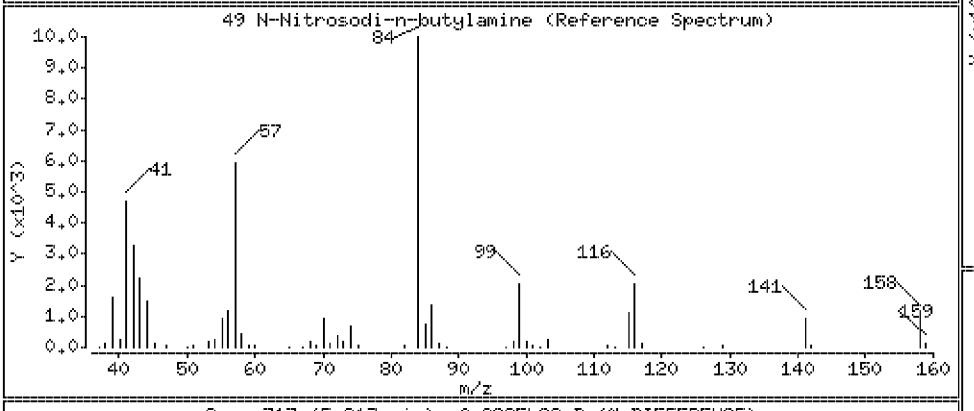

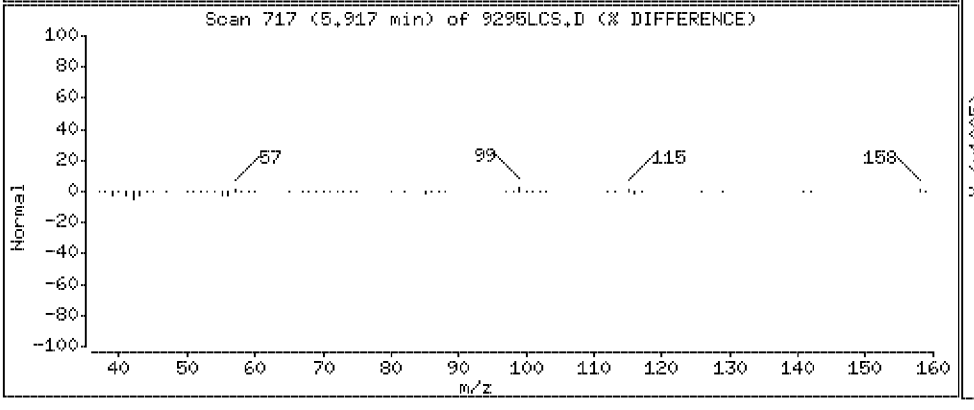

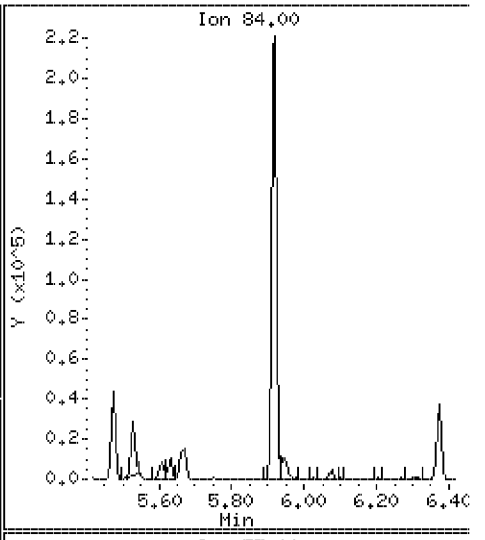

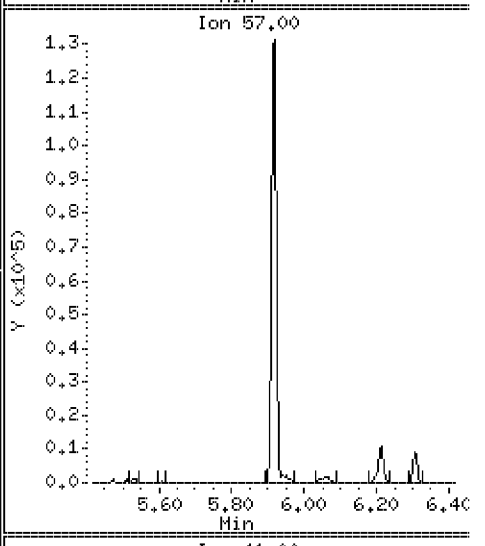

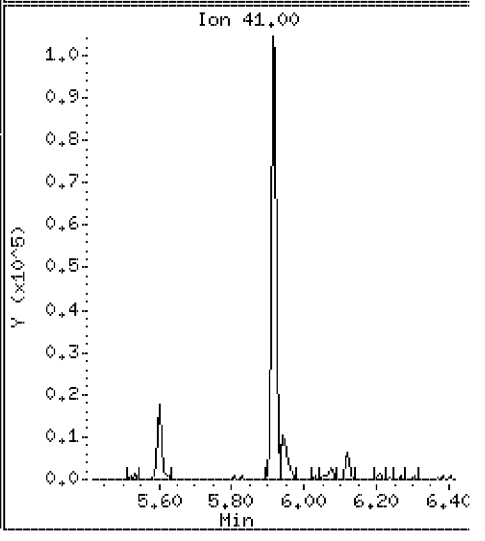

Data File: \\Svecd04\DD\chem\smsd03.i\S305031P.b\9295LCS.D

Date : 03-MAY-2012 17:36

Client ID: 128810LCS

Instrument: smsd03.i

Sample Info: SW128810LCS

Purge Volume: 1000.0

Operator: PEL

Column phase: HPMS-5

Column diameter: 0.25

50 Caprolactam

Concentration: 11.9 ug/l

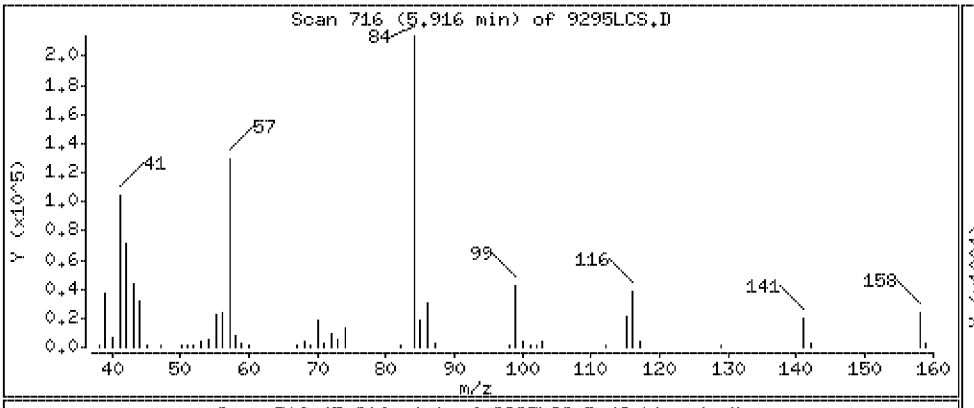

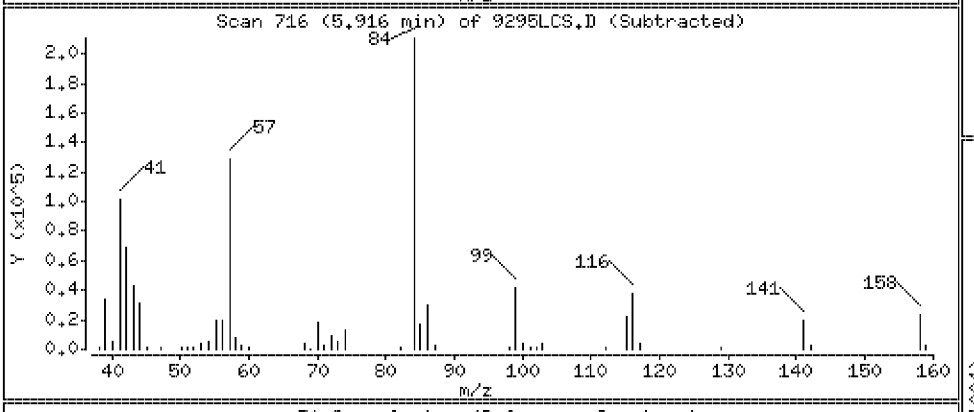

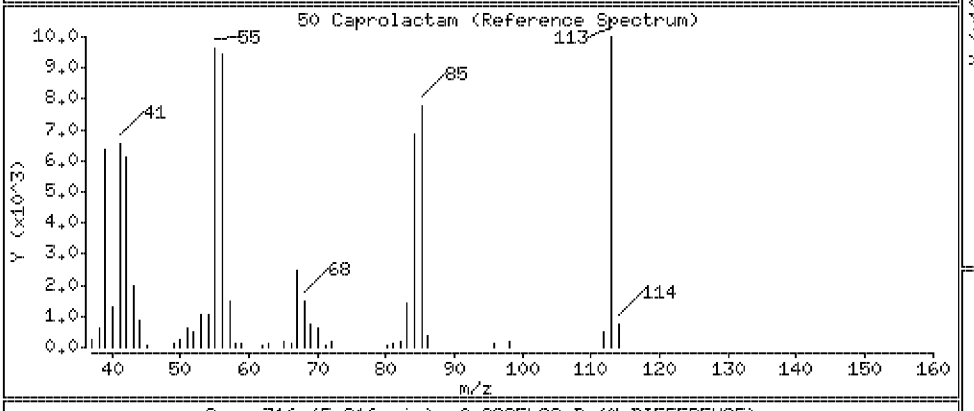

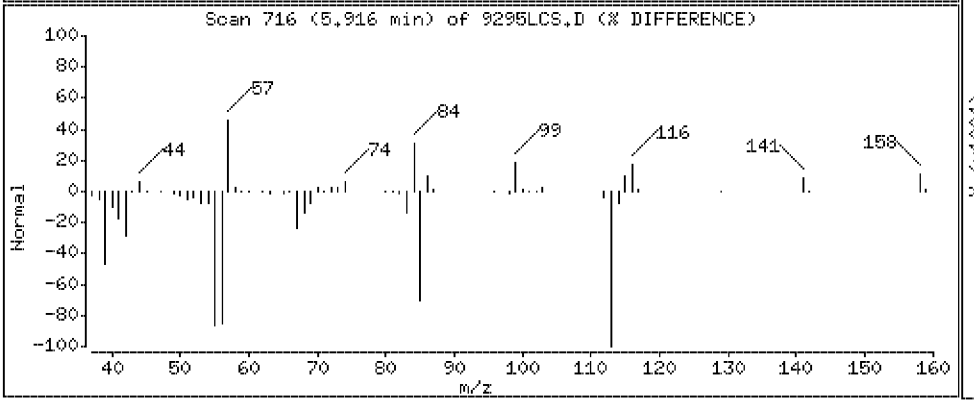

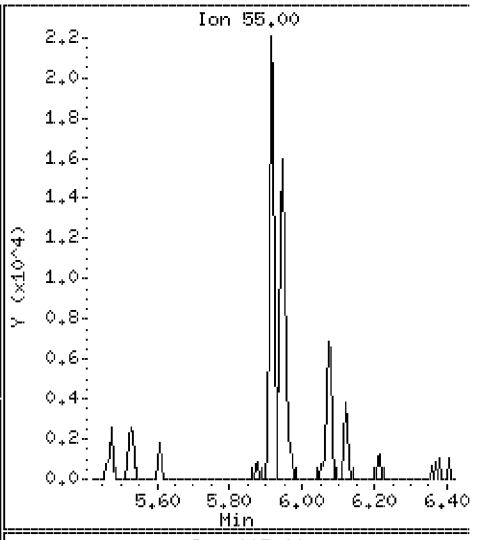

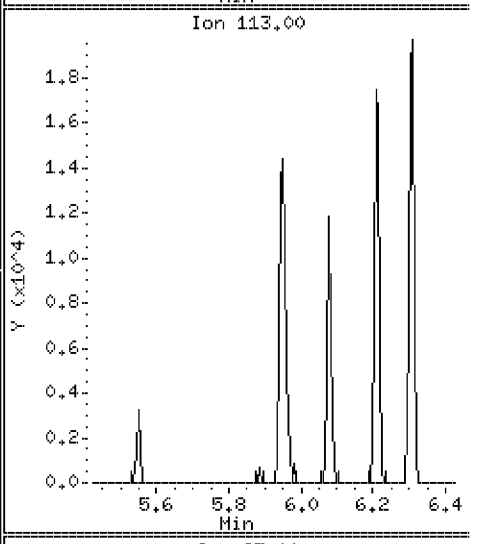

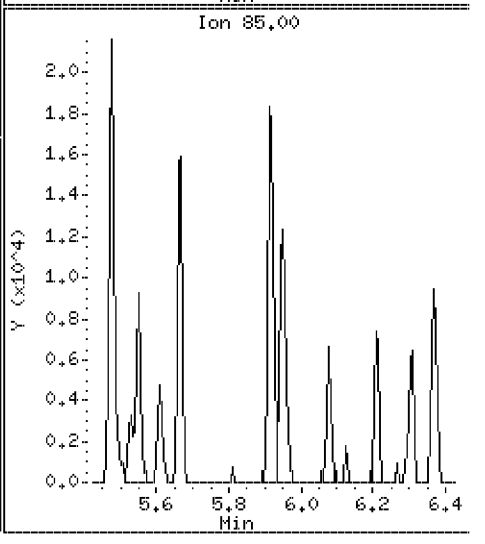

Data File: \\Svecd04\DD\chem\smsd03.i\S305031P.b\9295LCS.D

Date : 03-MAY-2012 17:36

Client ID: 128810LCS

Instrument: smsd03.i

Sample Info: SW128810LCS

Purge Volume: 1000.0

Operator: PEL

Column phase: HPMS-5

Column diameter: 0.25

51 4-Chloro-3-methylphenol

Concentration: 35.3 ug/l

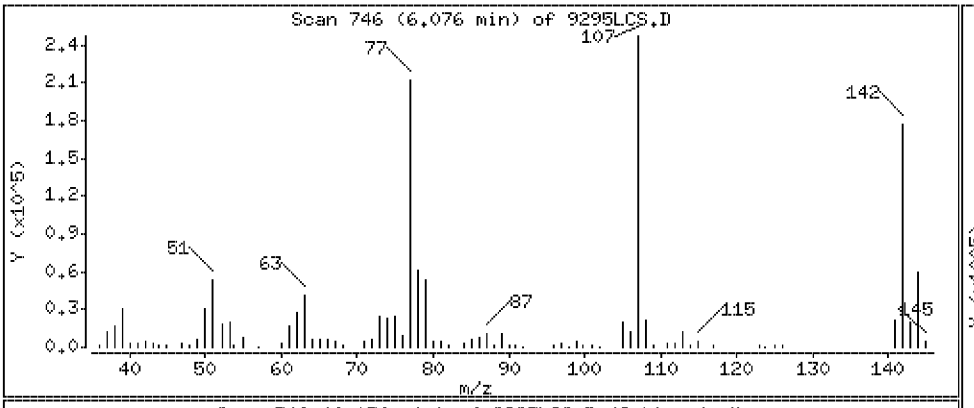

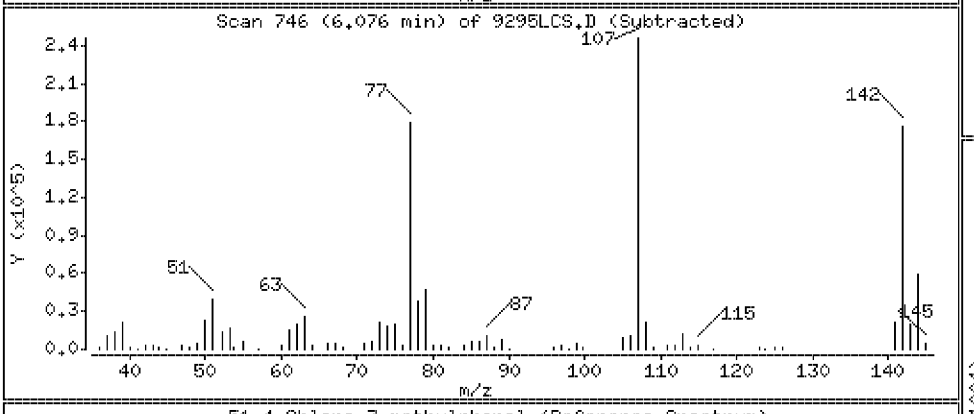

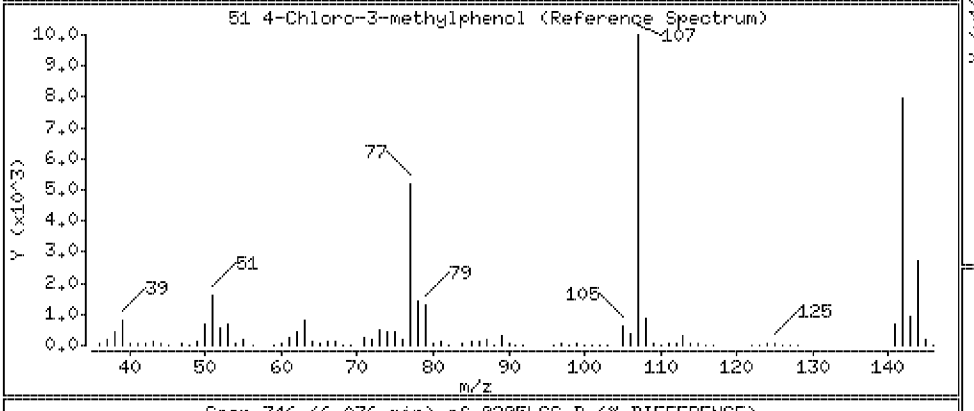

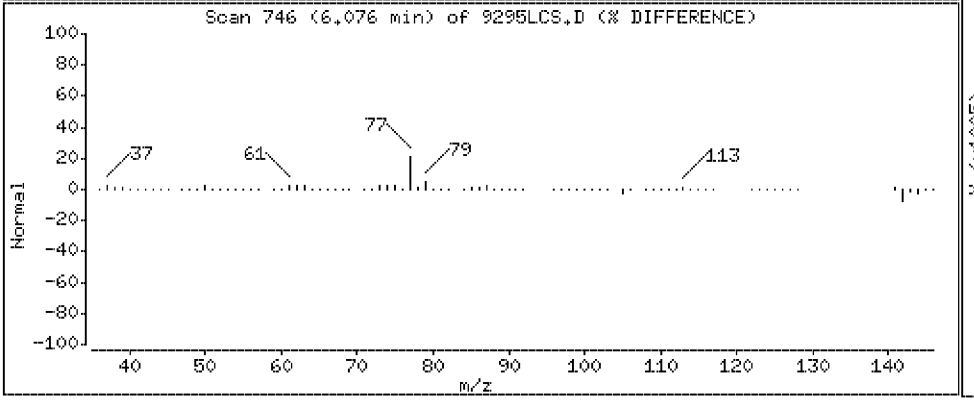

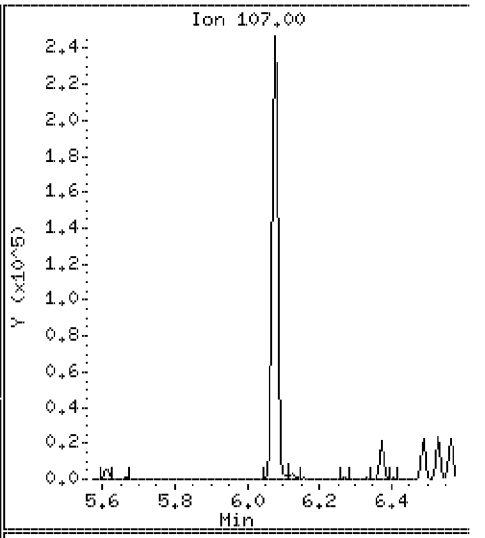

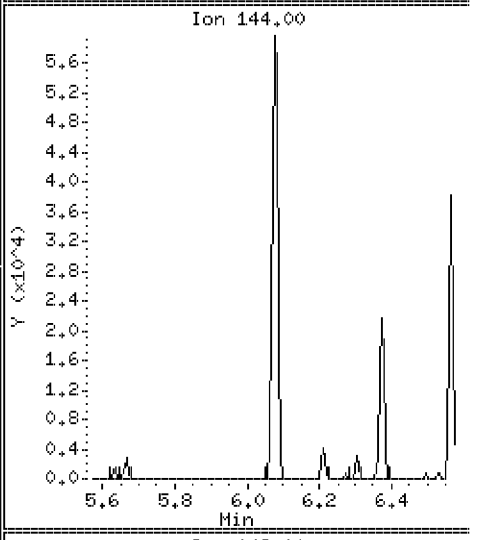

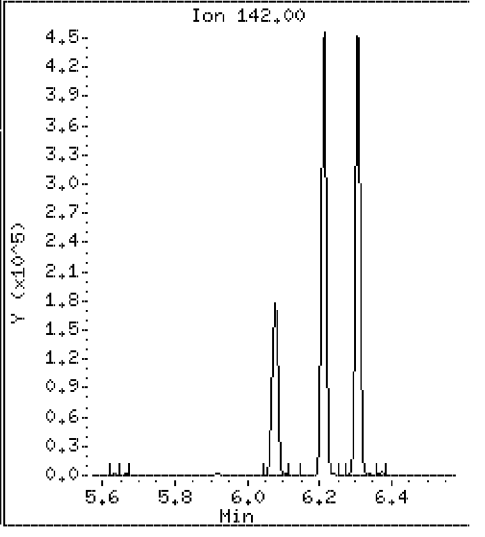

Data File: \\Svecd04\DD\chem\smsd03.i\S305031P.b\9295LCS.D

Date : 03-MAY-2012 17:36

Client ID: 128810LCS

Instrument: smsd03.i

Sample Info: SW128810LCS

Purge Volume: 1000.0

Operator: PEL

Column phase: HPMS-5

Column diameter: 0.25

52 Isosafrole

Concentration: 31.2 ug/l

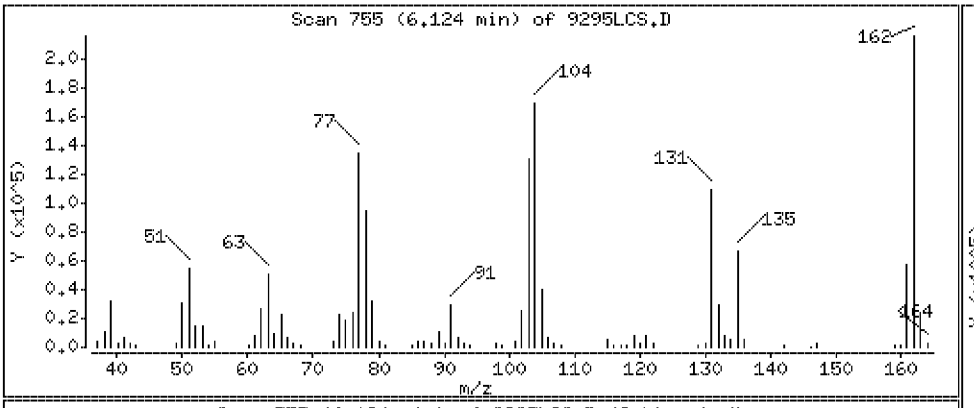

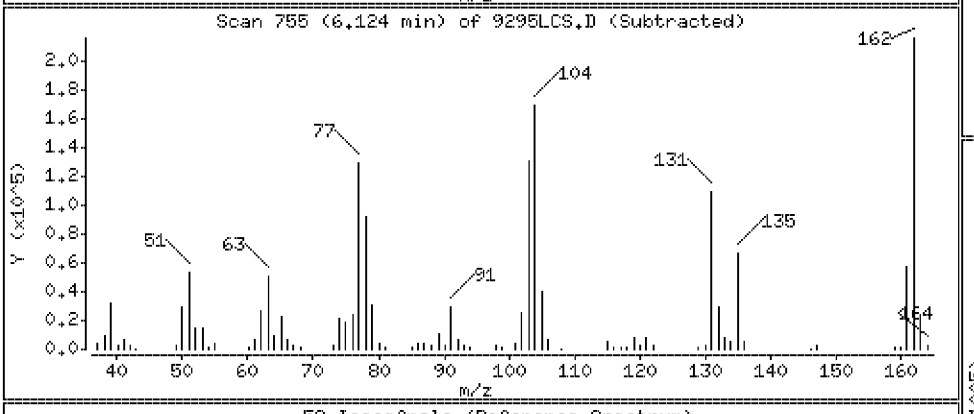

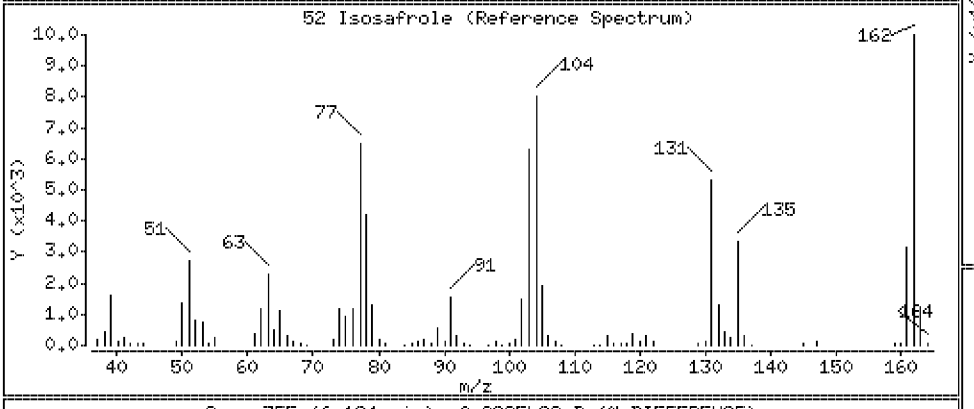

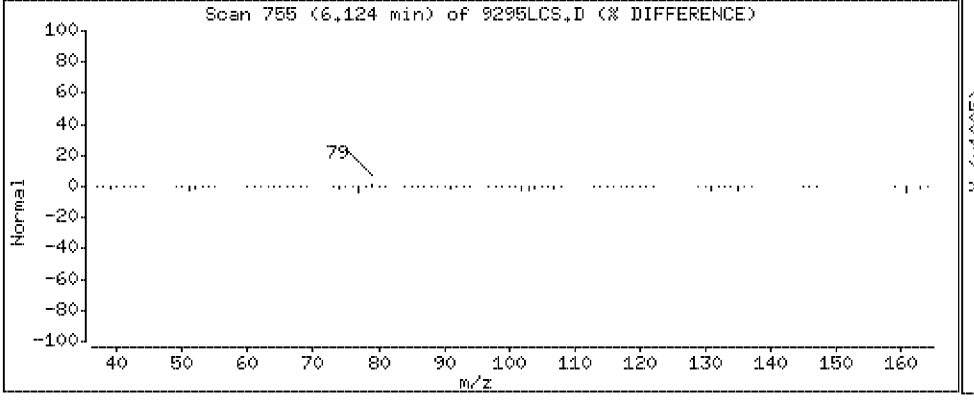

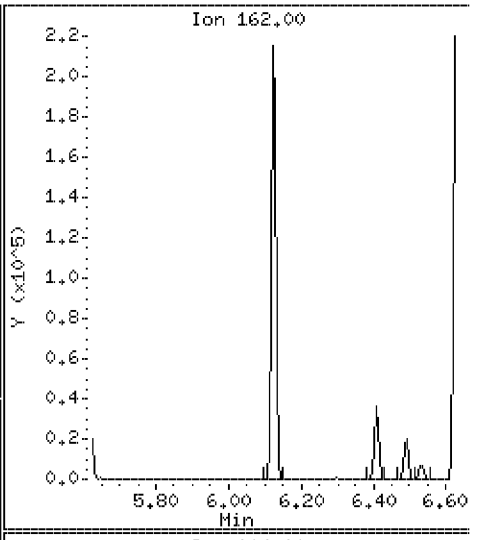

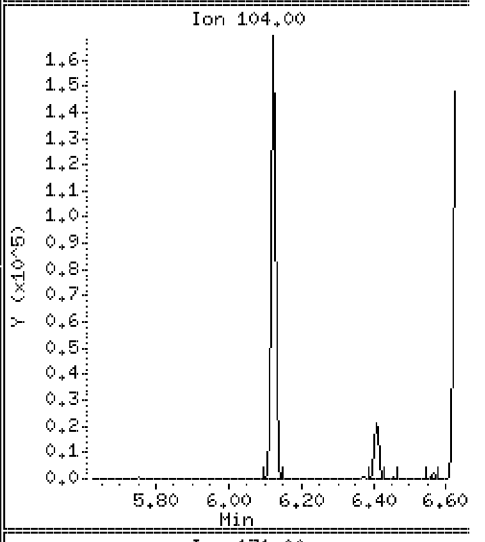

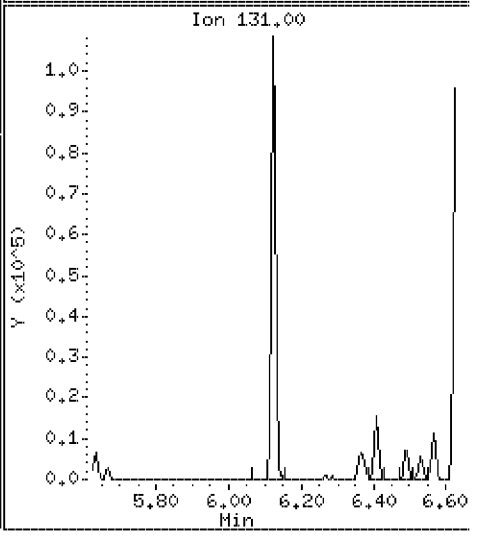

Data File: \\Svecd04\DD\chem\smsd03.i\S305031P.b\9295LCS.D

Date : 03-MAY-2012 17:36

Client ID: 128810LCS

Instrument: smsd03.i

Sample Info: SW128810LCS

Purge Volume: 1000.0

Operator: PEL

Column phase: HPMS-5

Column diameter: 0.25

53 2-Methylnaphthalene

Concentration: 31.1 ug/l

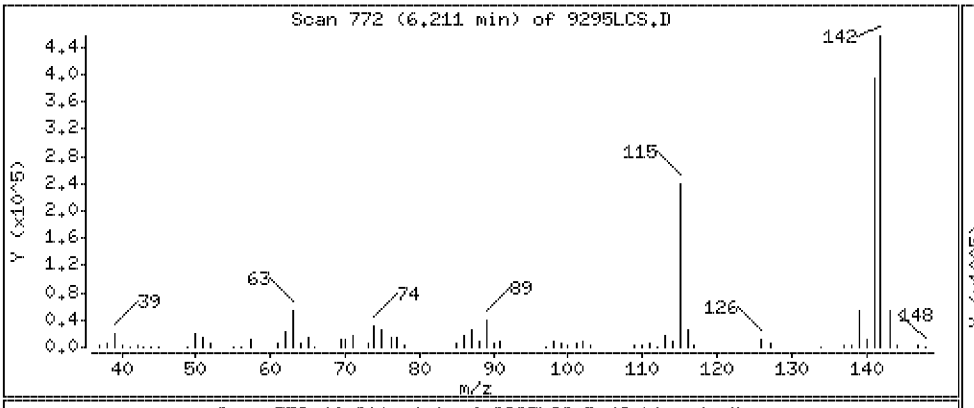

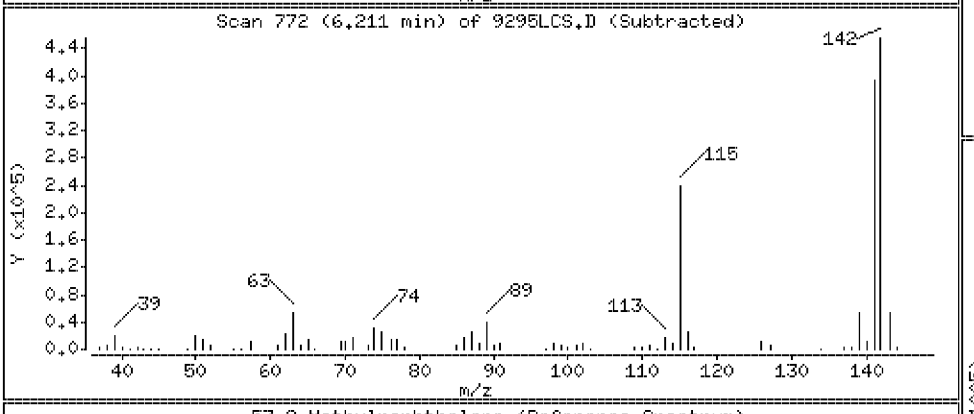

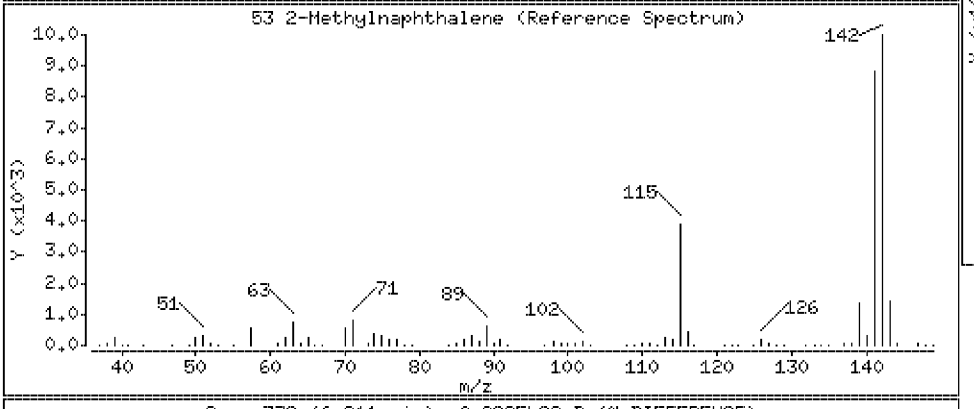

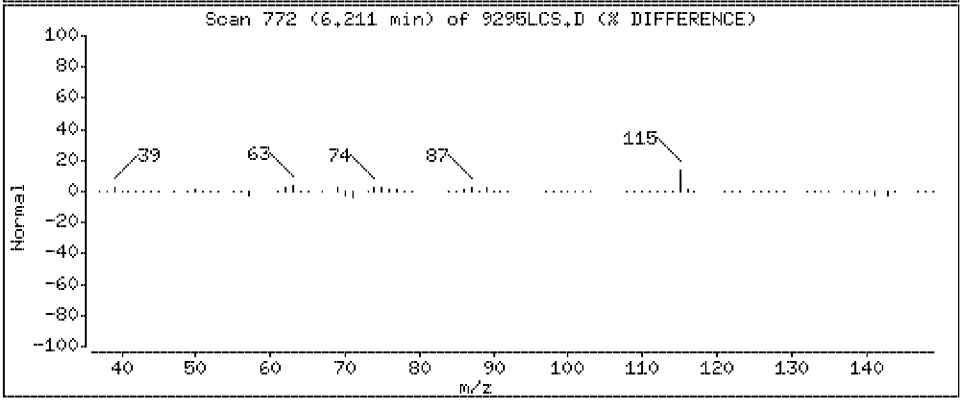

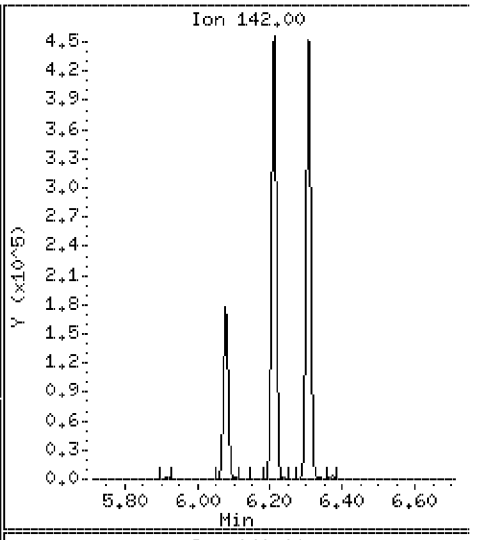

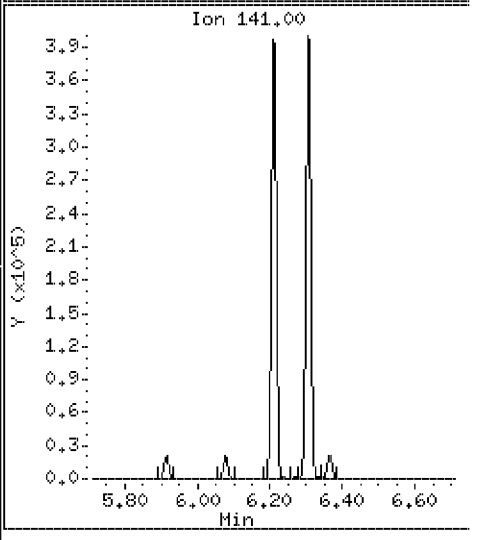

Data File: \\Svecd04\DD\chem\smsd03.i\S305031P.b\9295LCS.D

Date : 03-MAY-2012 17:36

Client ID: 128810LCS

Instrument: smsd03.i

Sample Info: SW128810LCS

Purge Volume: 1000.0

Operator: PEL

Column phase: HPMS-5

Column diameter: 0.25

54 1-Methylnaphthalene

Concentration: 34.0 ug/l

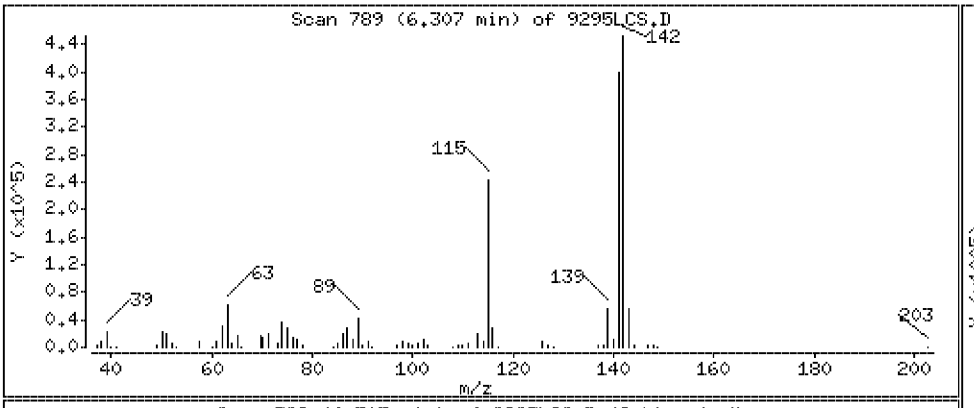

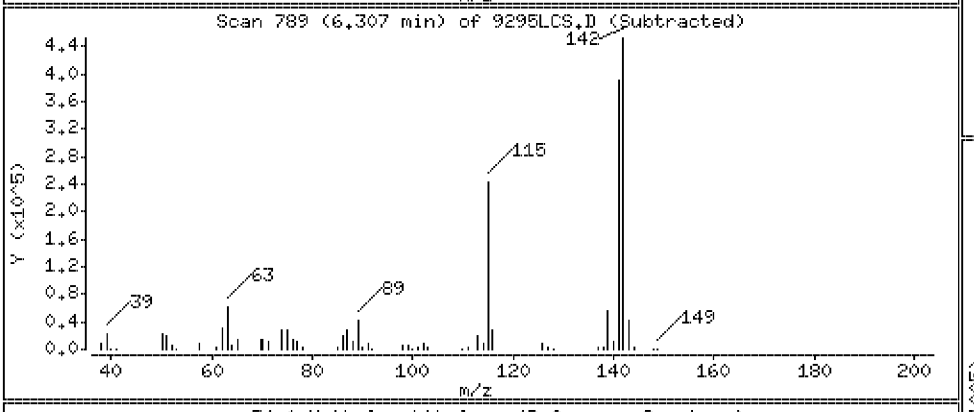

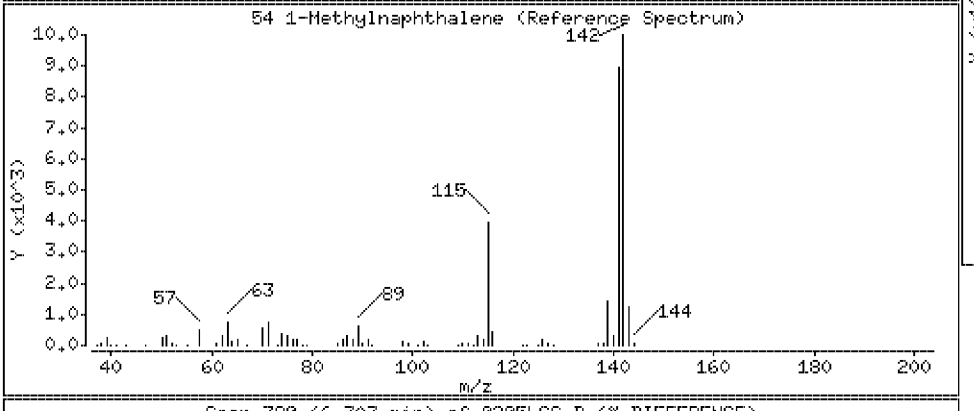

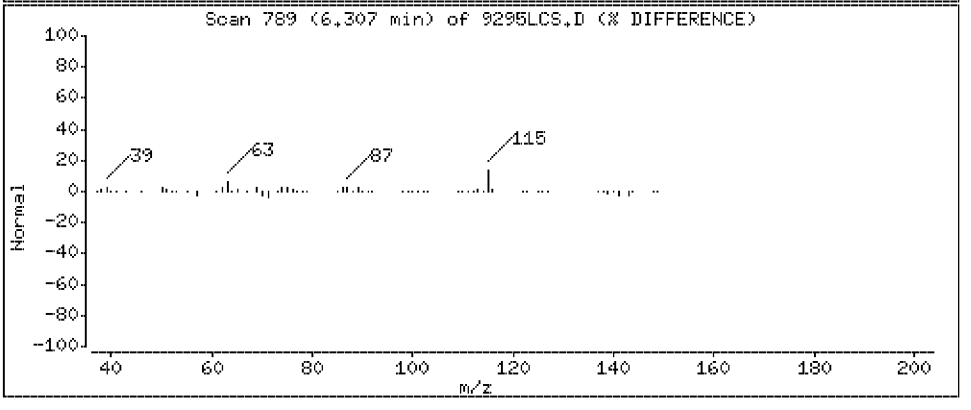

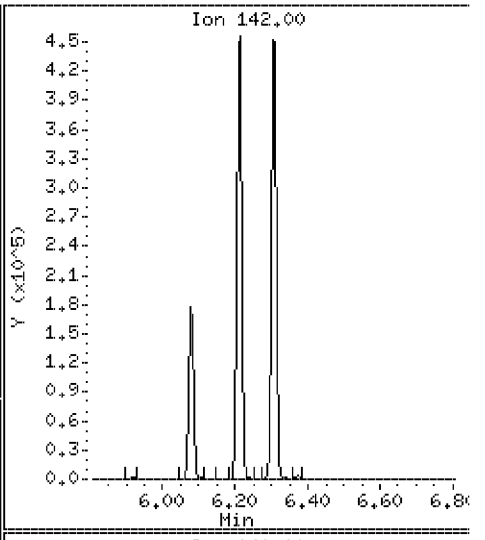

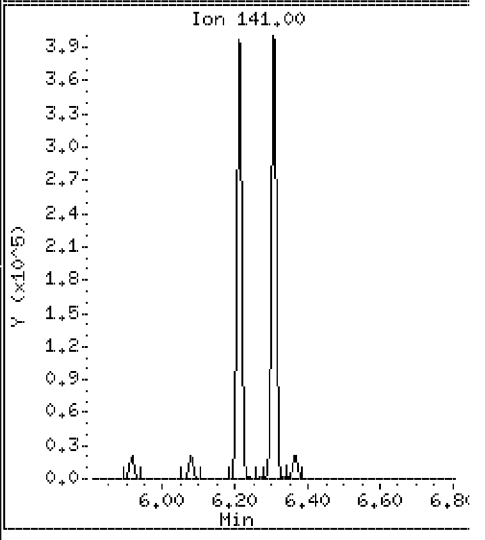

Data File: \\Svecd04\DD\chem\smsd03.i\S305031P.b\9295LCS.D

Date : 03-MAY-2012 17:36

Client ID: 128810LCS

Instrument: smsd03.i

Sample Info: SW128810LCS

Purge Volume: 1000.0

Operator: PEL

Column phase: HPMS-5

Column diameter: 0.25

55 Hexachlorocyclopentadiene

Concentration: 22.5 ug/l

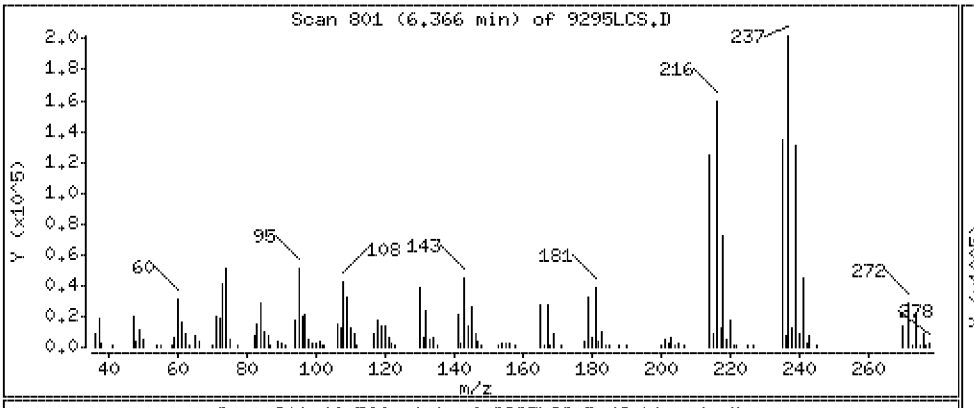

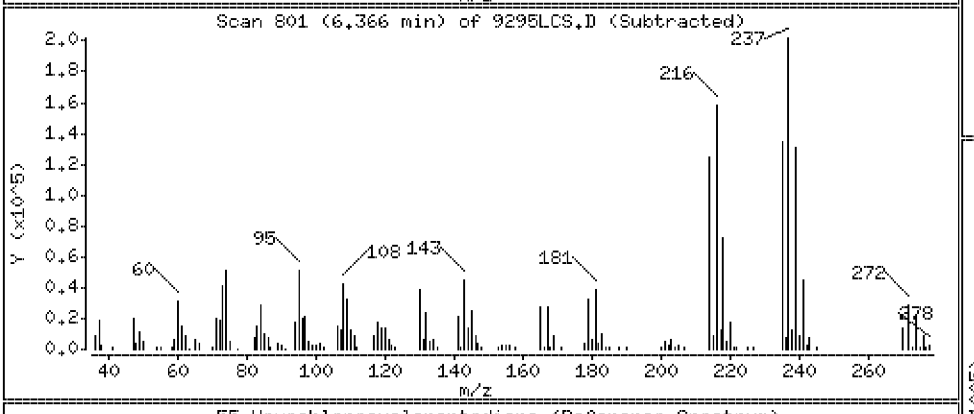

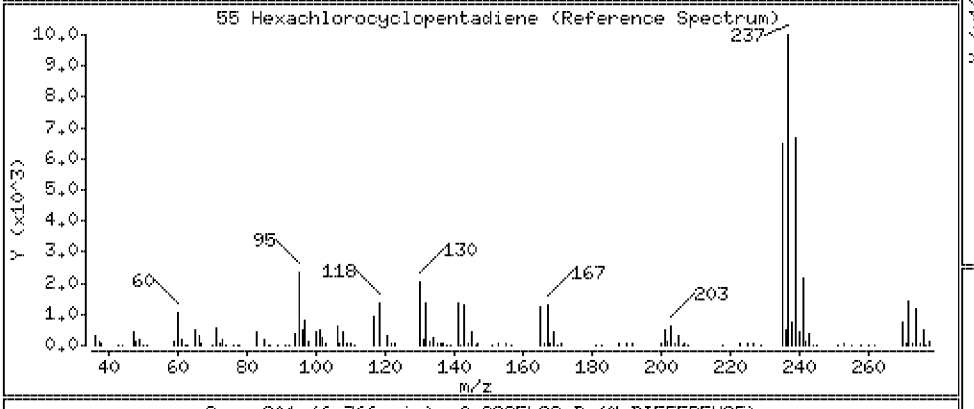

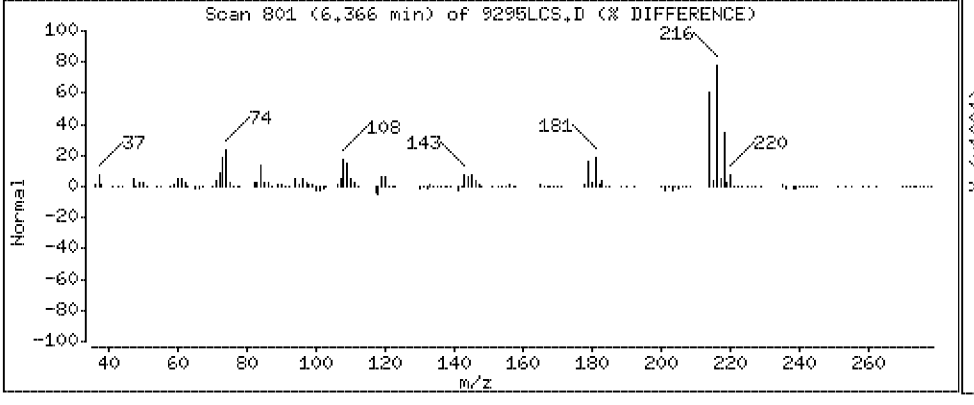

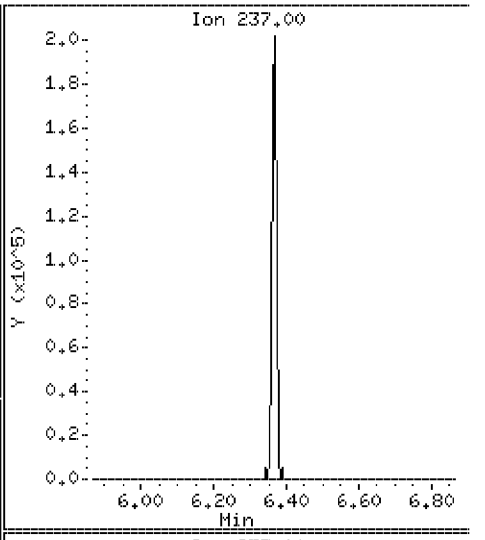

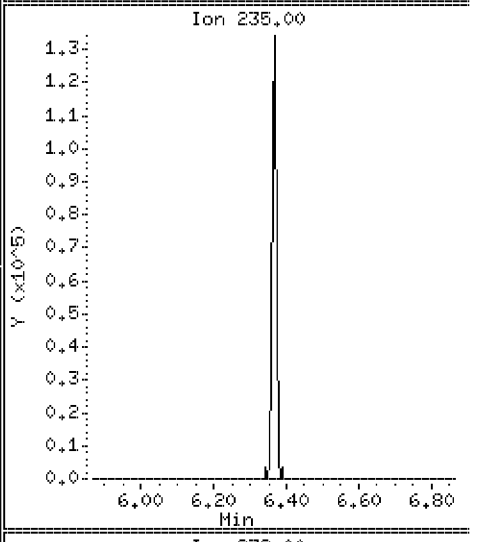

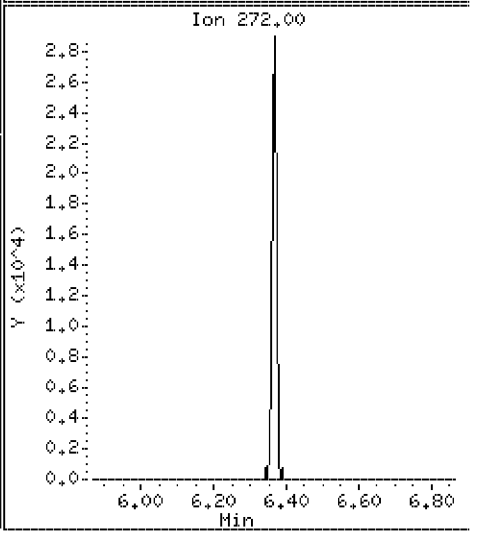

Data File: \\Svecd04\DD\chem\smsd03.i\S305031P.b\9295LCS.D

Date : 03-MAY-2012 17:36

Client ID: 128810LCS

Instrument: smsd03.i

Sample Info: SW128810LCS

Purge Volume: 1000.0

Operator: PEL

Column phase: HPMS-5

Column diameter: 0.25

56 1,2,4,5-Tetrachlorobenzene

Concentration: 27.4 ug/l

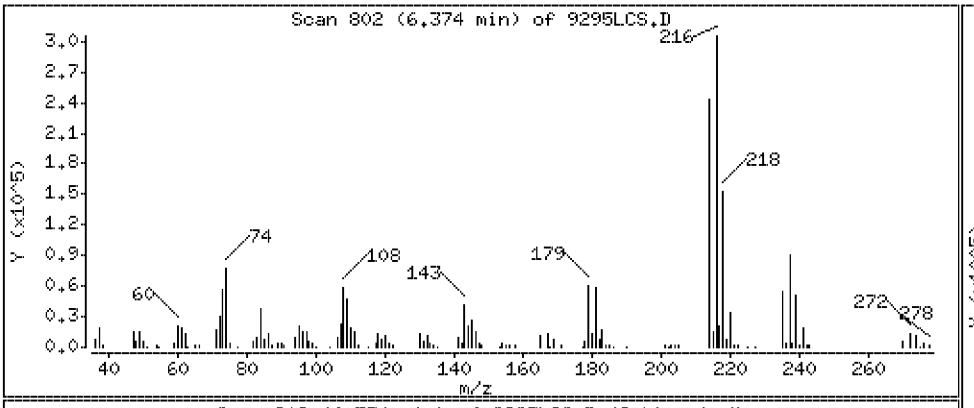

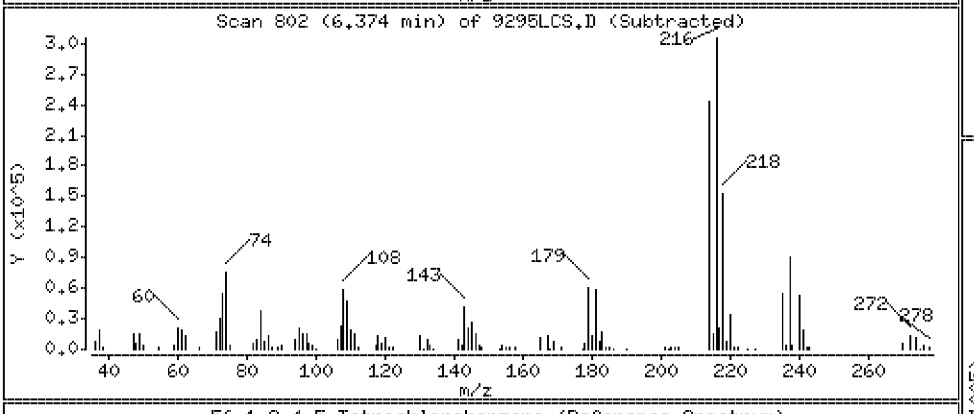

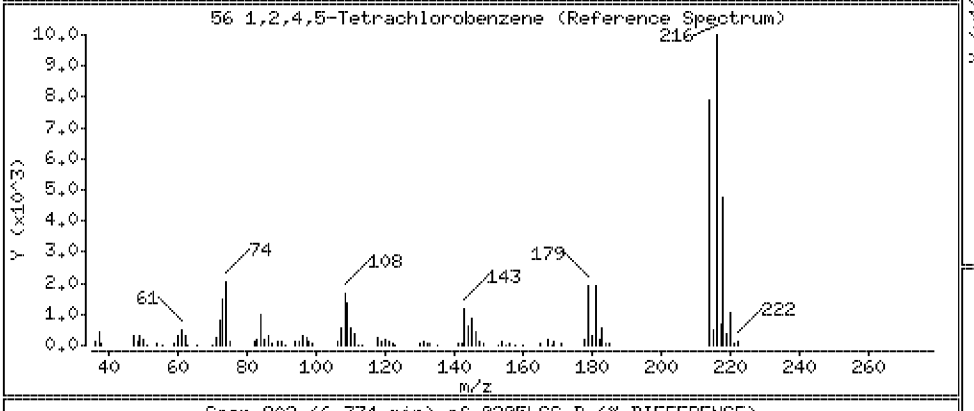

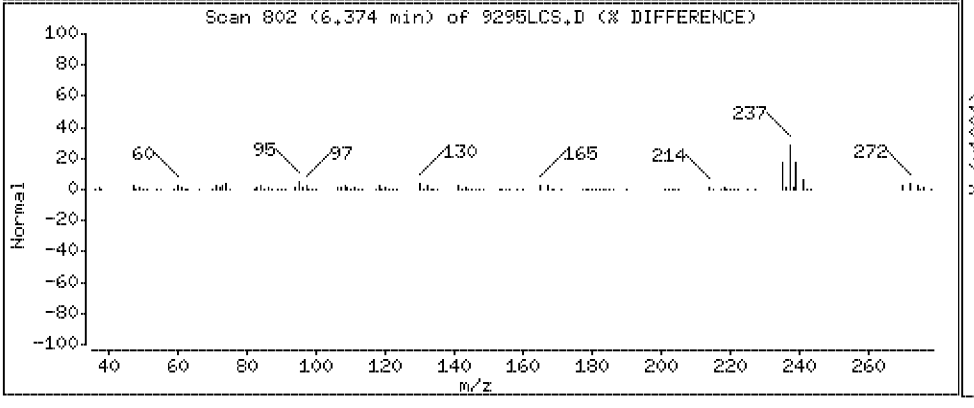

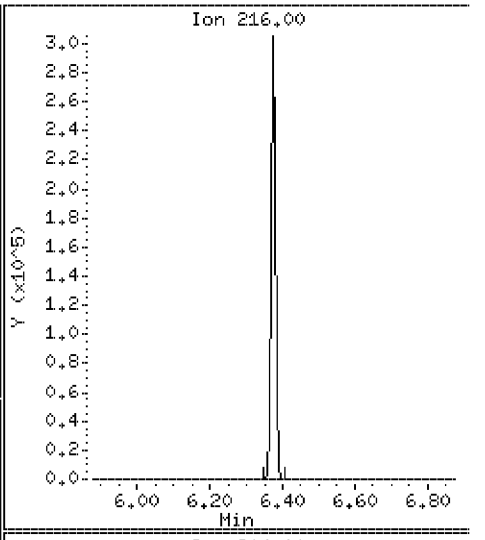

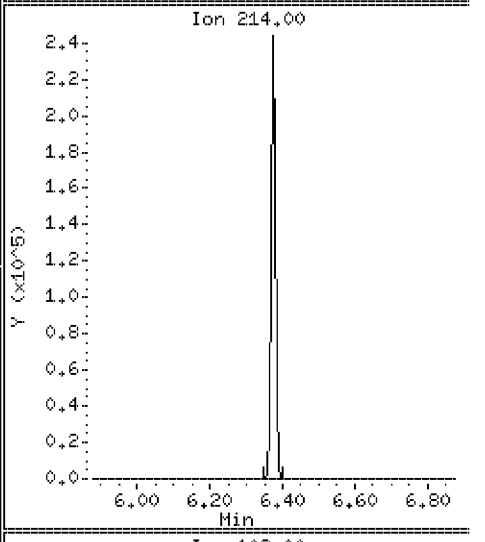

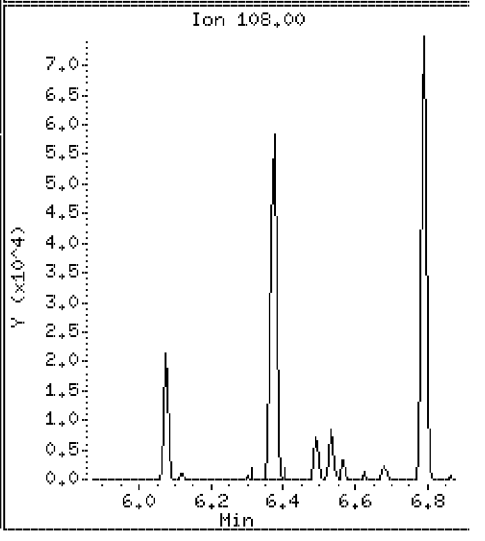

Data File: \\Svecd04\DD\chem\smsd03.i\S305031P.b\9295LCS.D

Date : 03-MAY-2012 17:36

Client ID: 128810LCS

Instrument: smsd03.i

Sample Info: SW128810LCS

Purge Volume: 1000.0

Operator: PEL

Column phase: HPMS-5

Column diameter: 0.25

57 2,4,6-Trichlorophenol

Concentration: 37.4 ug/l

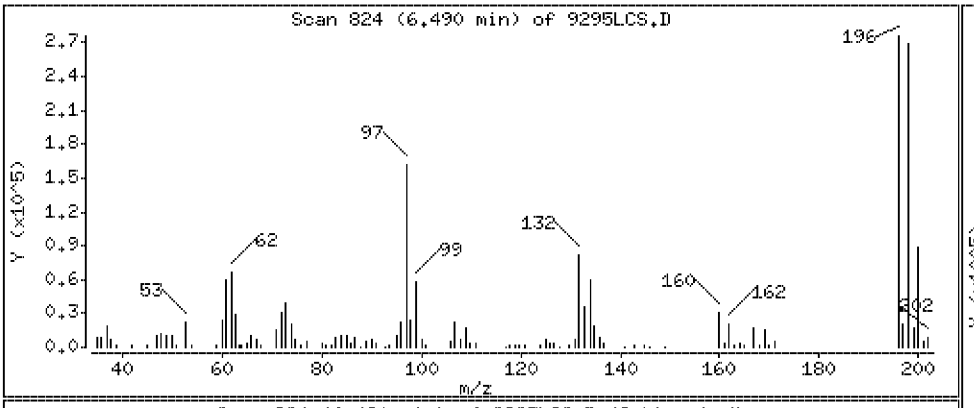

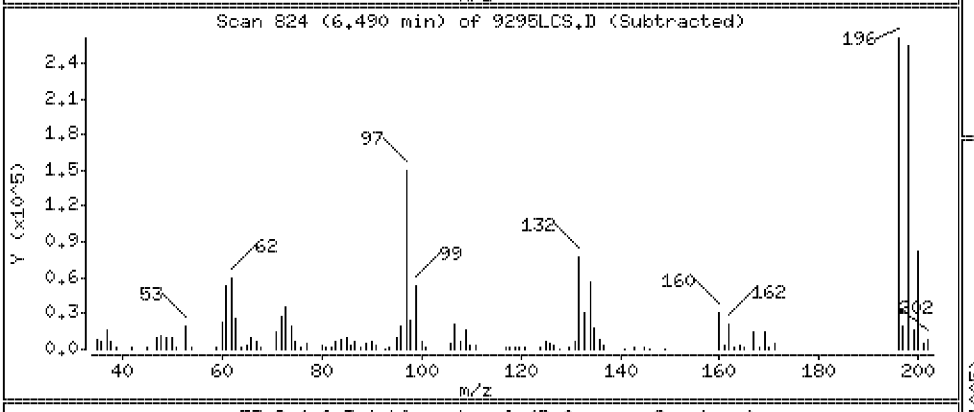

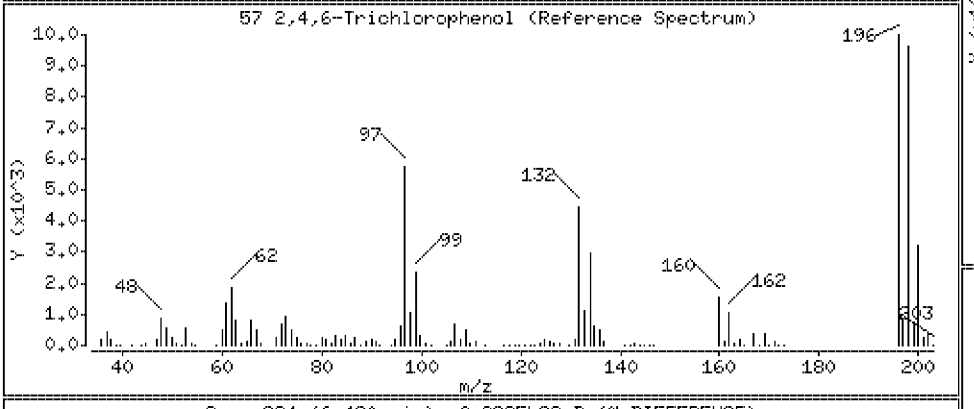

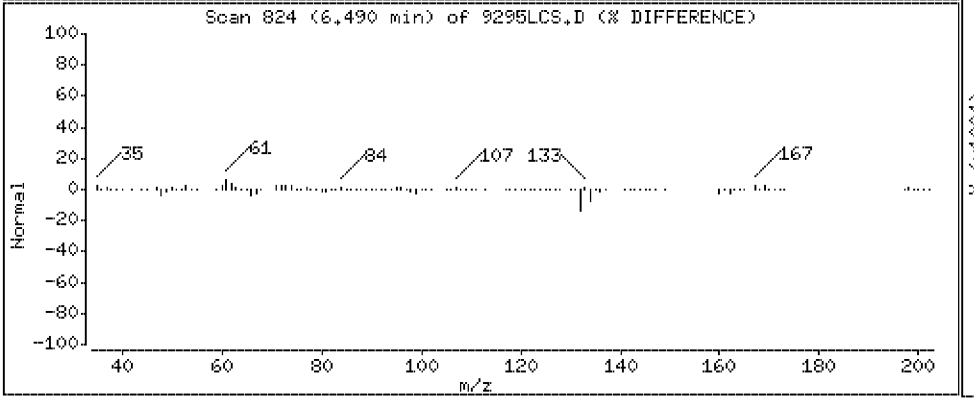

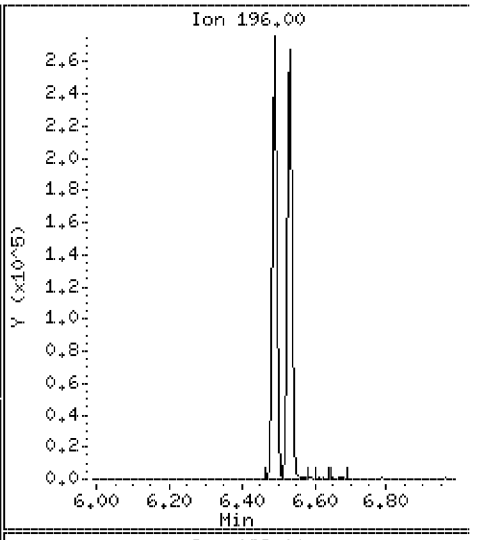

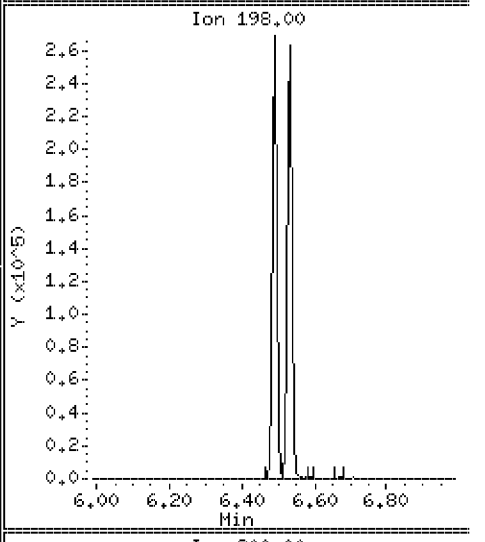

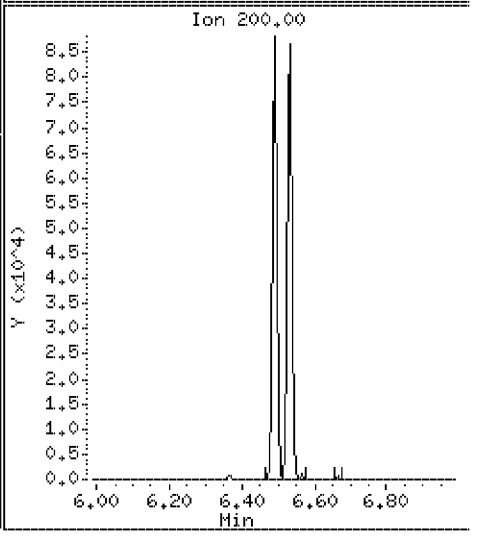

Data File: \\Svecd04\DD\chem\smsd03.i\S305031P.b\9295LCS.D

Date : 03-MAY-2012 17:36

Client ID: 128810LCS

Instrument: smsd03.i

Sample Info: SW128810LCS

Purge Volume: 1000.0

Operator: PEL

Column phase: HPMS-5

Column diameter: 0.25

58 2,4,5-Trichlorophenol

Concentration: 43.4 ug/l

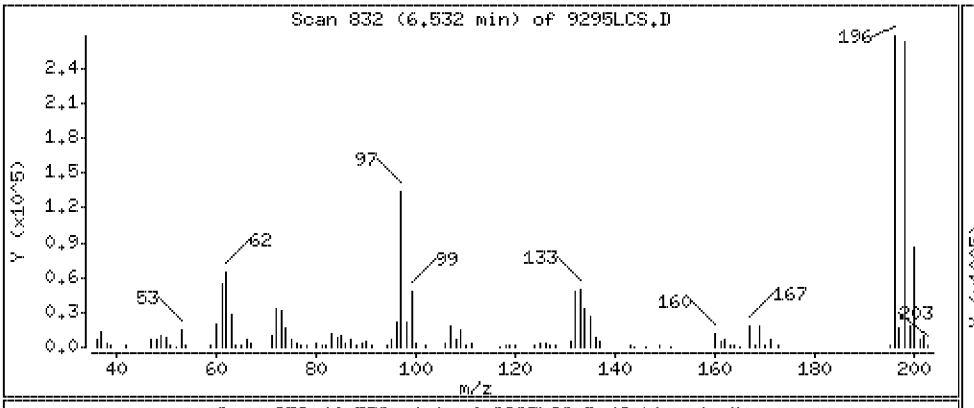

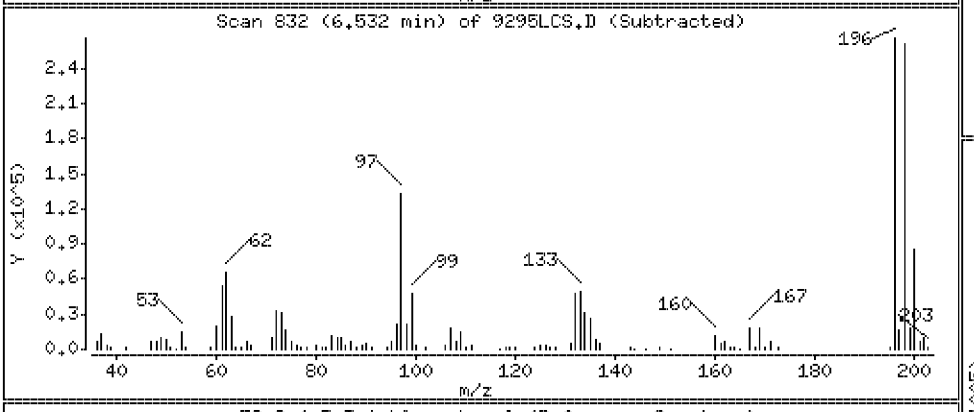

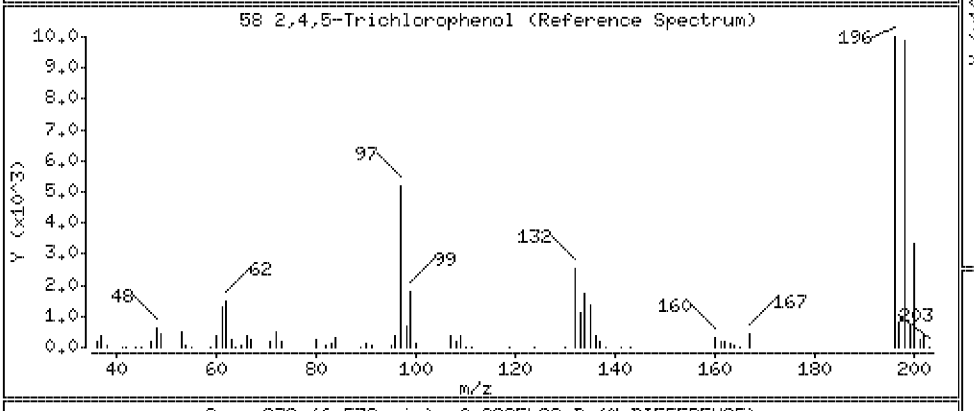

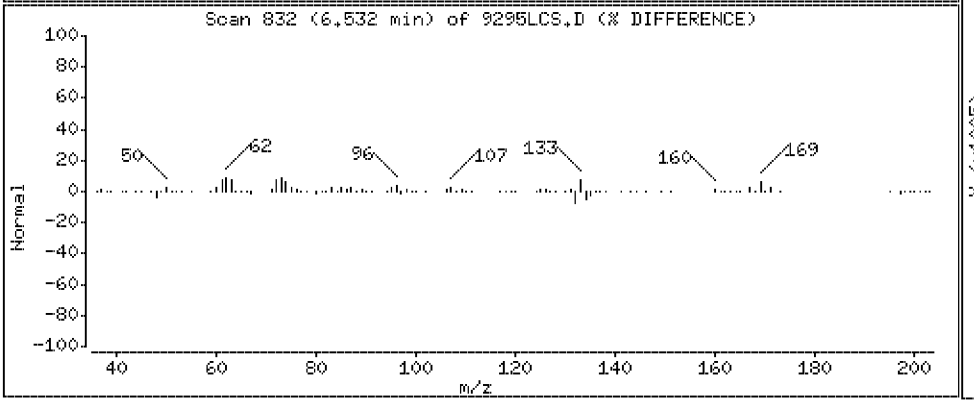

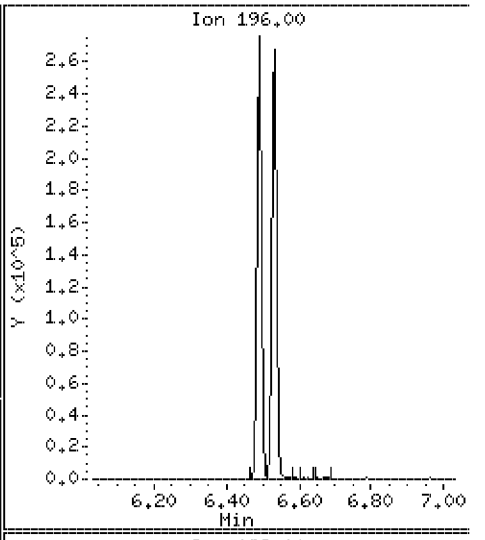

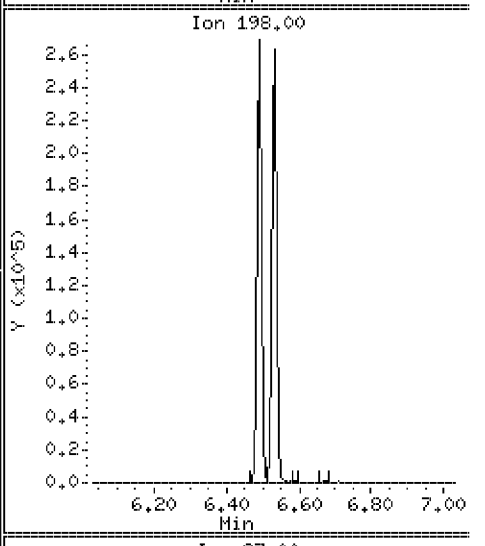

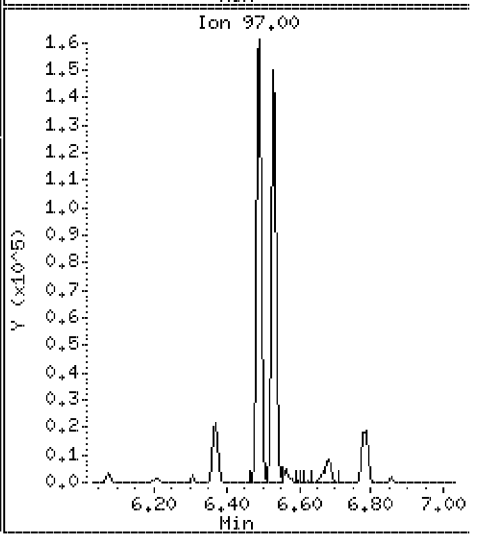

Data File: \\Svecd04\DD\chem\smsd03.i\S305031P.b\9295LCS.D

Date : 03-MAY-2012 17:36

Client ID: 128810LCS

Instrument: smsd03.i

Sample Info: SW128810LCS

Purge Volume: 1000.0

Operator: PEL

Column phase: HPMS-5

Column diameter: 0.25

60 Safrole

Concentration: 37.1 ug/l

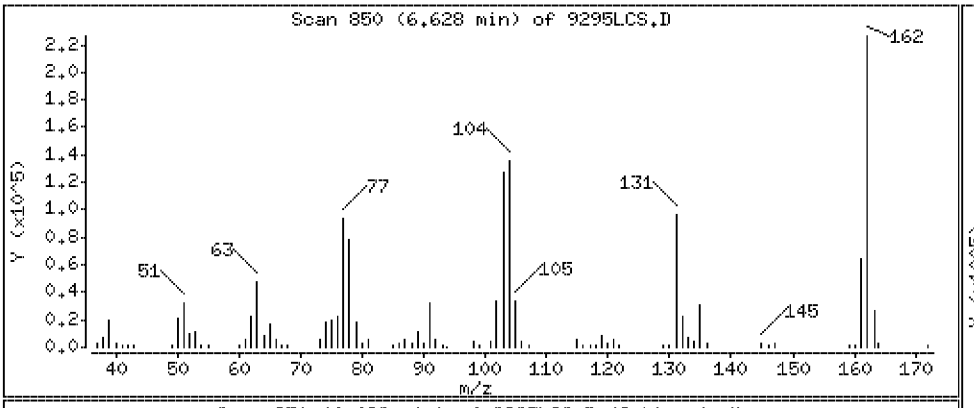

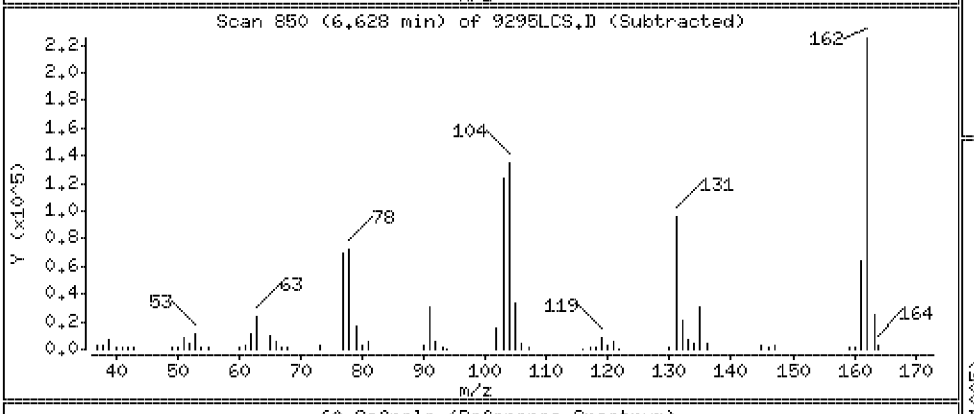

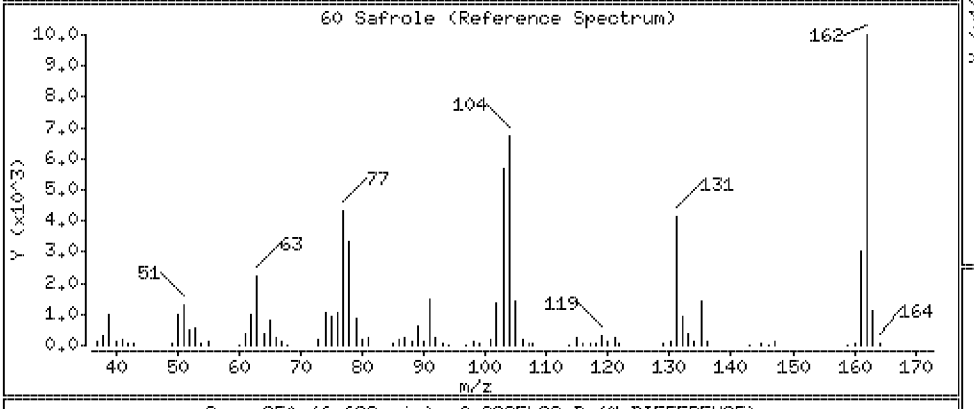

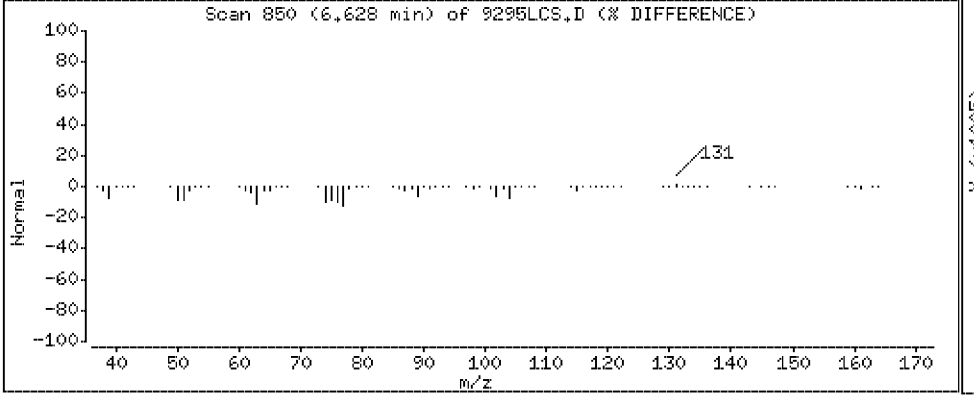

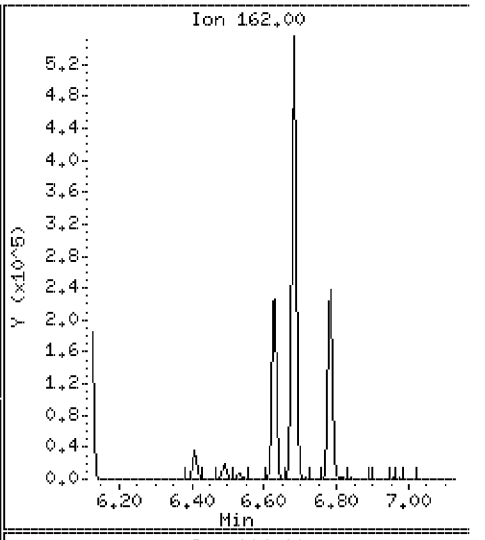

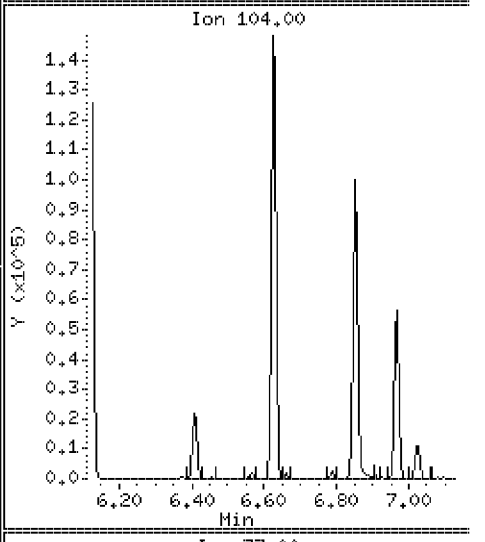

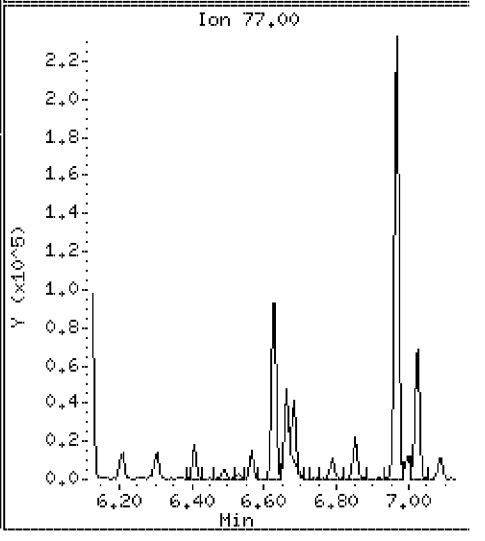

Data File: \\Svecd04\DD\chem\smsd03.i\S305031P.b\9295LCS.D

Date : 03-MAY-2012 17:36

Client ID: 128810LCS

Instrument: smsd03.i

Sample Info: SW128810LCS

Purge Volume: 1000.0

Operator: PEL

Column phase: HPMS-5

Column diameter: 0.25

61 1,1-Biphenyl

Concentration: 28.2 ug/l

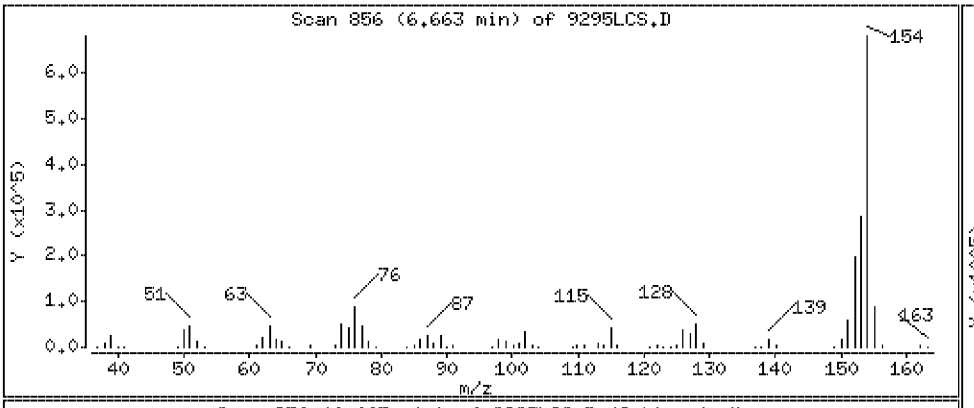

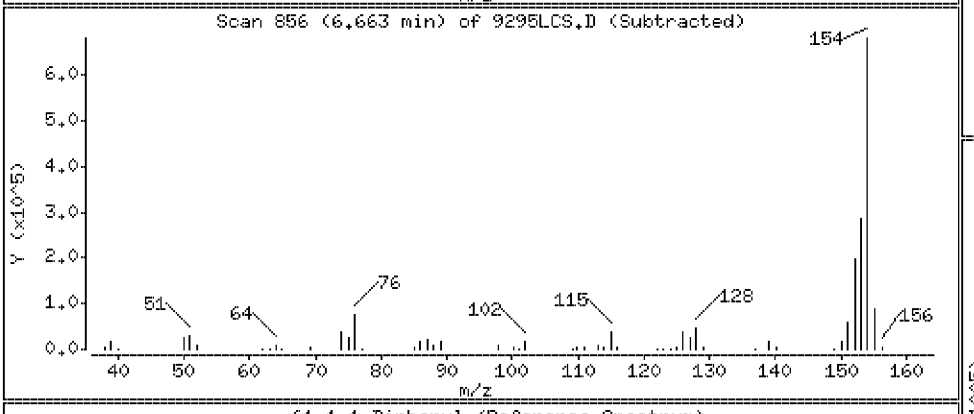

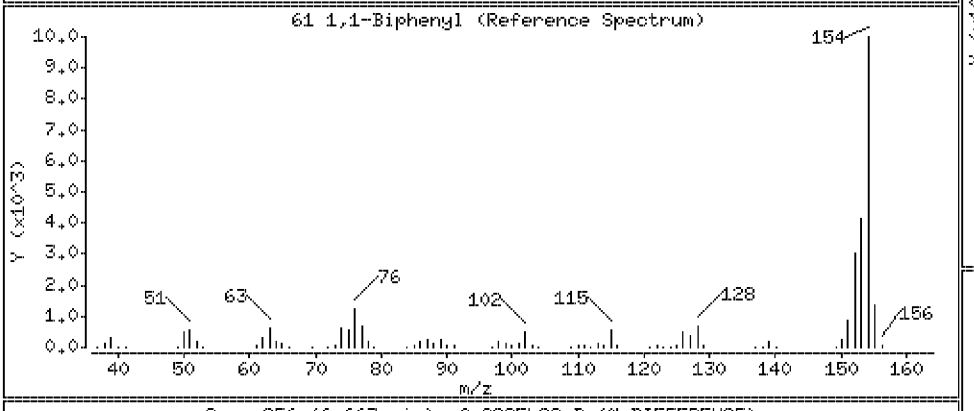

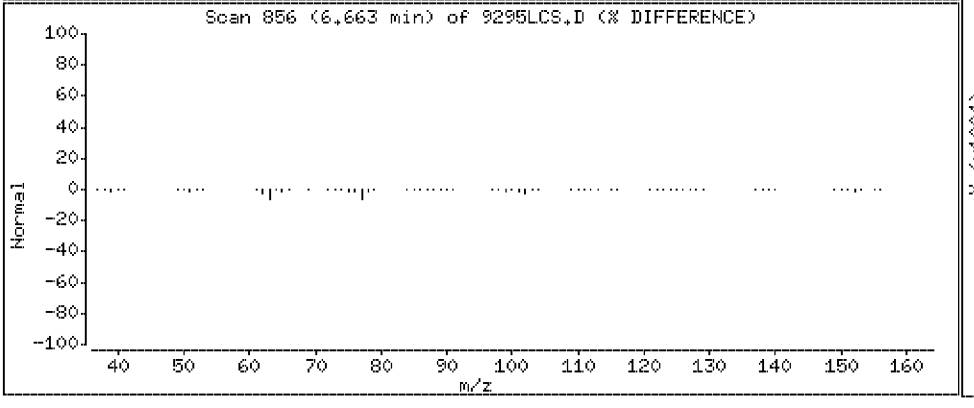

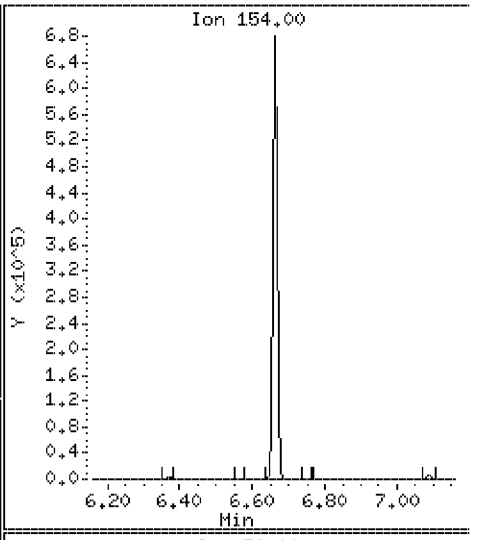

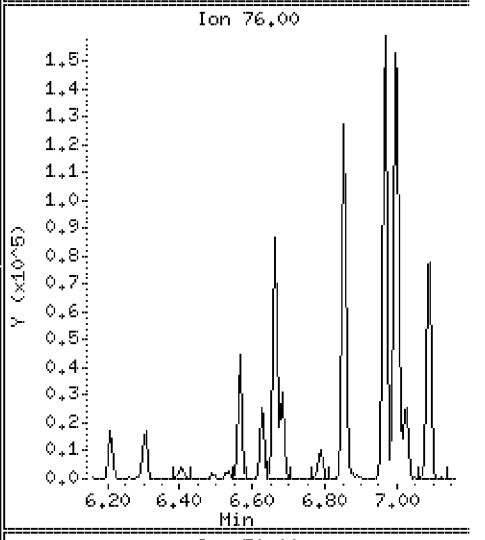

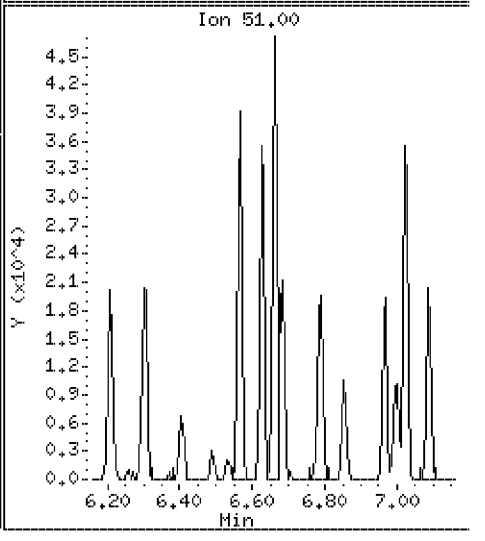

Data File: \\Svecd04\DD\chem\smsd03.i\S305031P.b\9295LCS.D

Date : 03-MAY-2012 17:36

Client ID: 128810LCS

Instrument: smsd03.i

Sample Info: SW128810LCS

Purge Volume: 1000.0

Operator: PEL

Column phase: HPMS-5

Column diameter: 0.25

62 2-Chloronaphthalene

Concentration: 33.3 ug/l

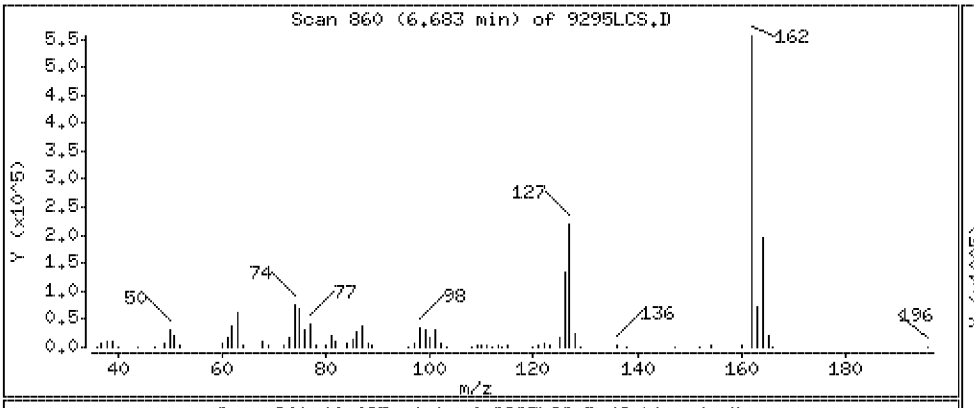

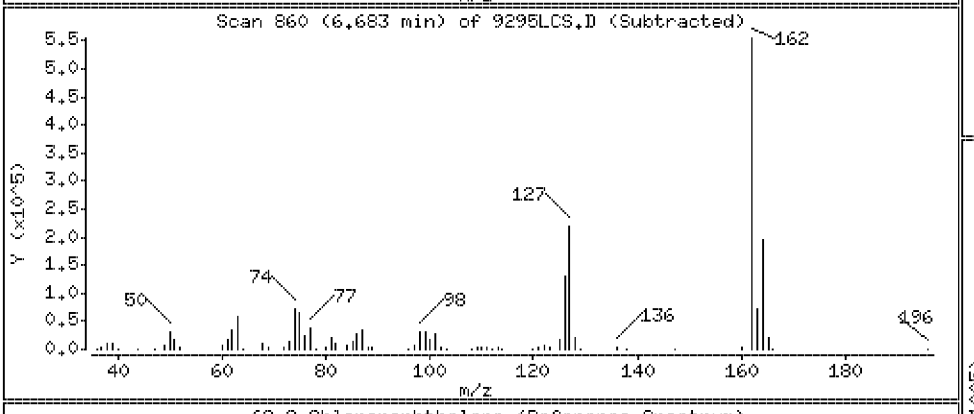

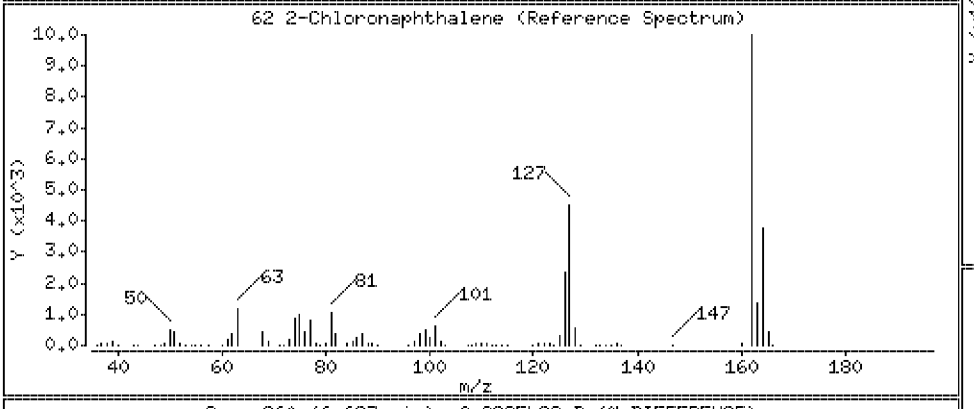

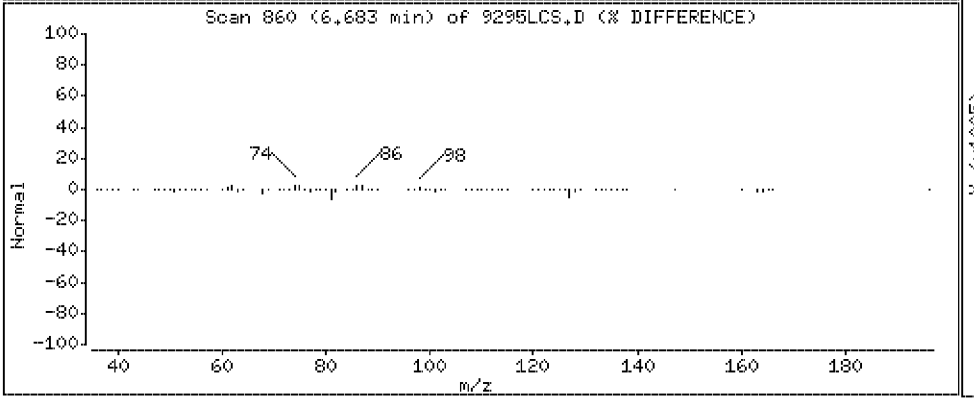

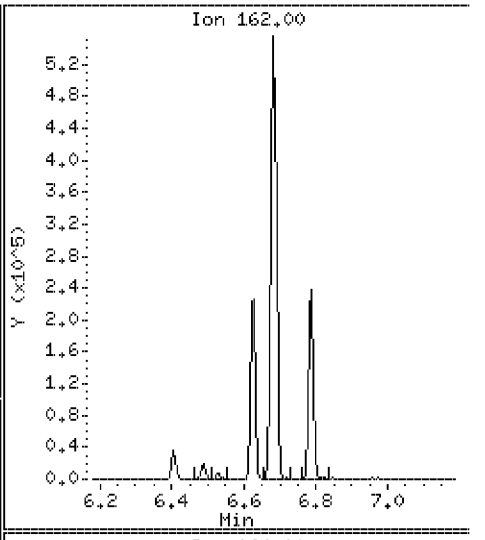

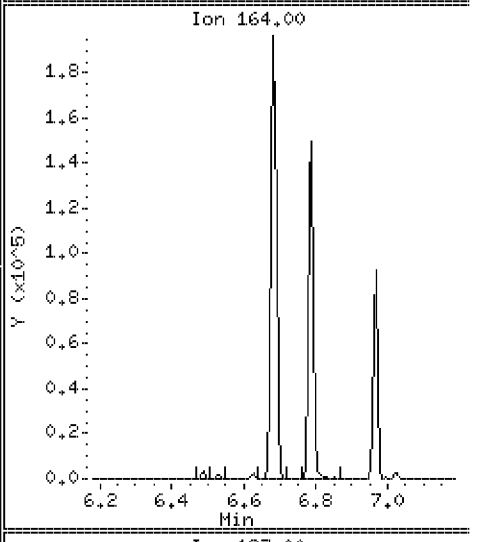

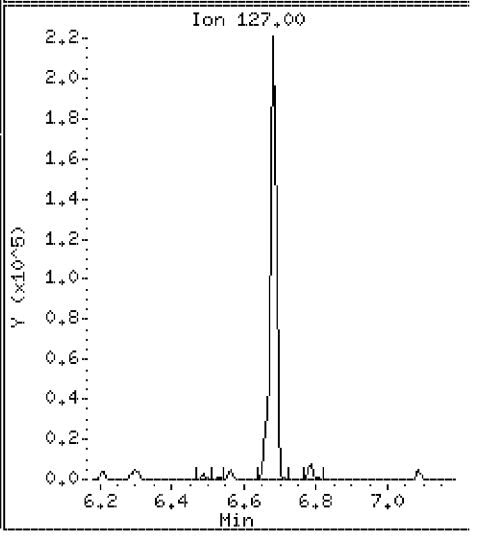

Data File: \\Svecd04\DD\chem\smsd03.i\S305031P.b\9295LCS.D

Date : 03-MAY-2012 17:36

Client ID: 128810LCS

Instrument: smsd03.i

Sample Info: SW128810LCS

Purge Volume: 1000.0

Operator: PEL

Column phase: HPMS-5

Column diameter: 0.25

63 2-Nitroaniline

Concentration: 45.4 ug/l

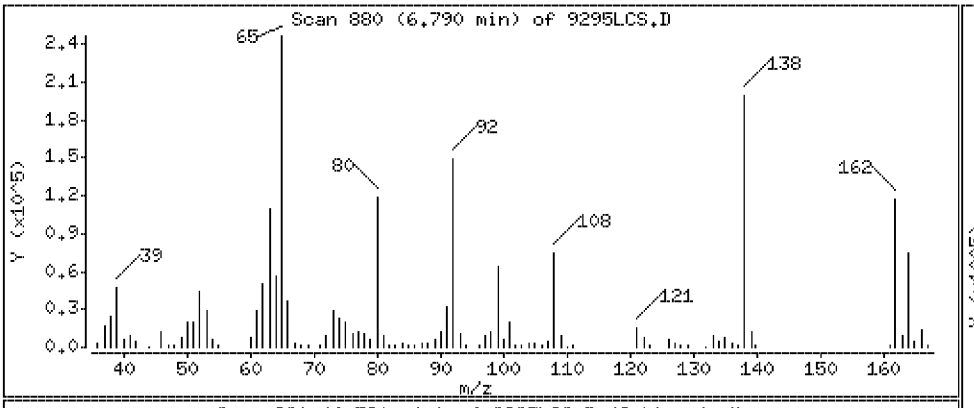

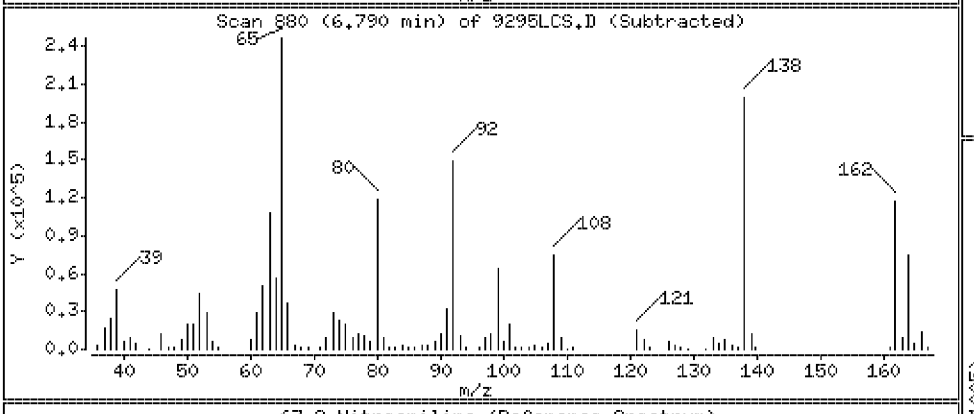

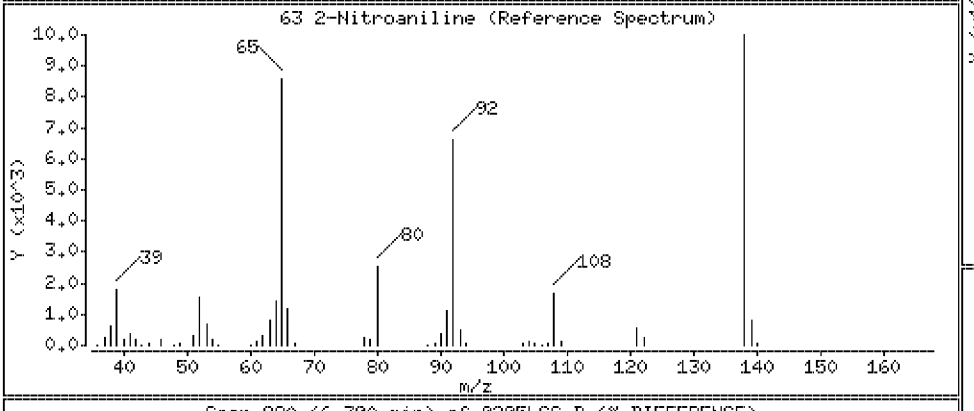

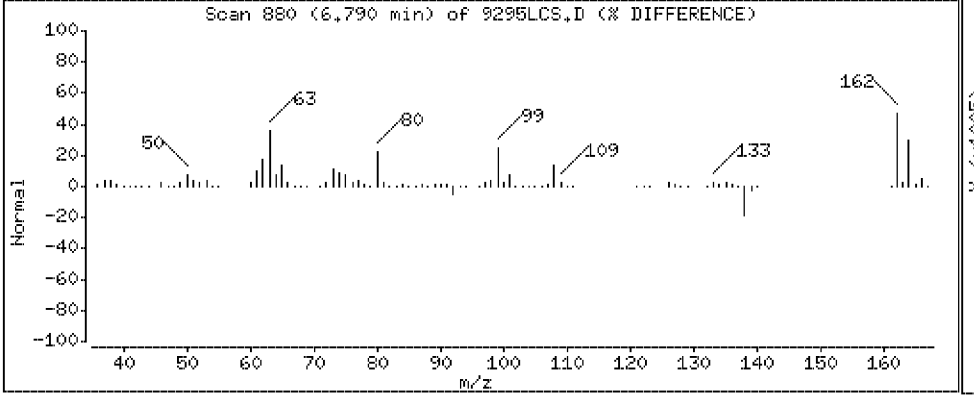

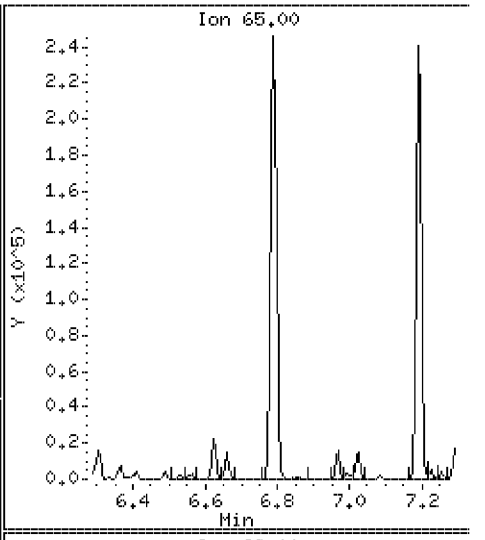

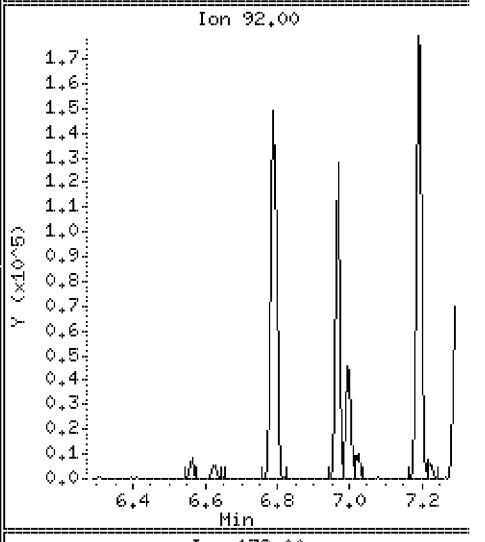

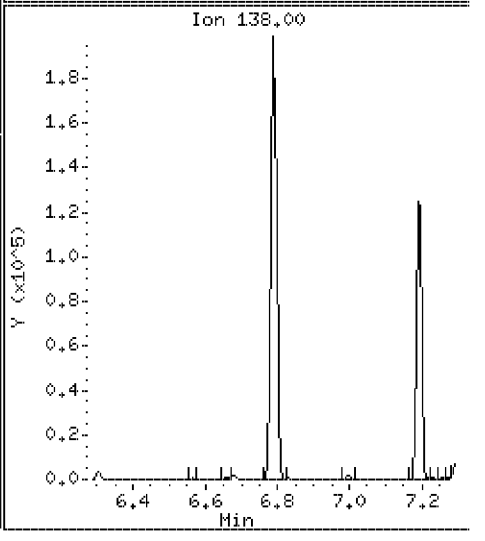

Data File: \\Svecd04\DD\chem\smsd03.i\S305031P.b\9295LCS.D

Date : 03-MAY-2012 17:36

Client ID: 128810LCS

Instrument: smsd03.i

Sample Info: SW128810LCS

Purge Volume: 1000.0

Operator: PEL

Column phase: HPMS-5

Column diameter: 0.25

64 1,4-Naphthoquinone

Concentration: 24.4 ug/l

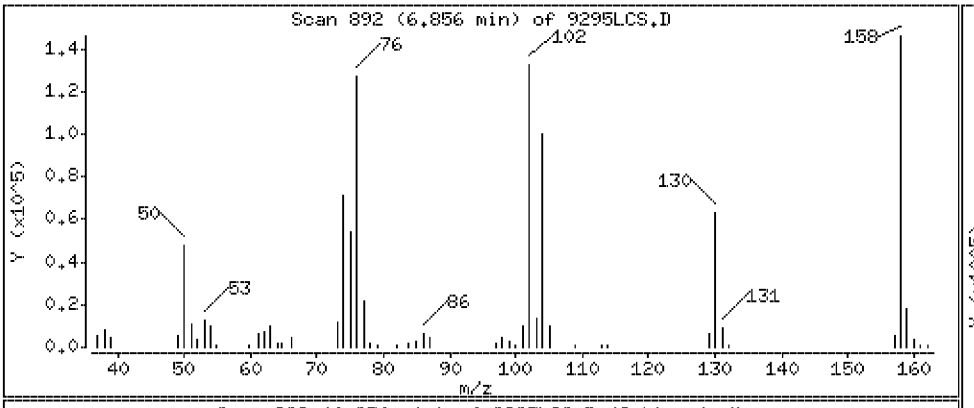

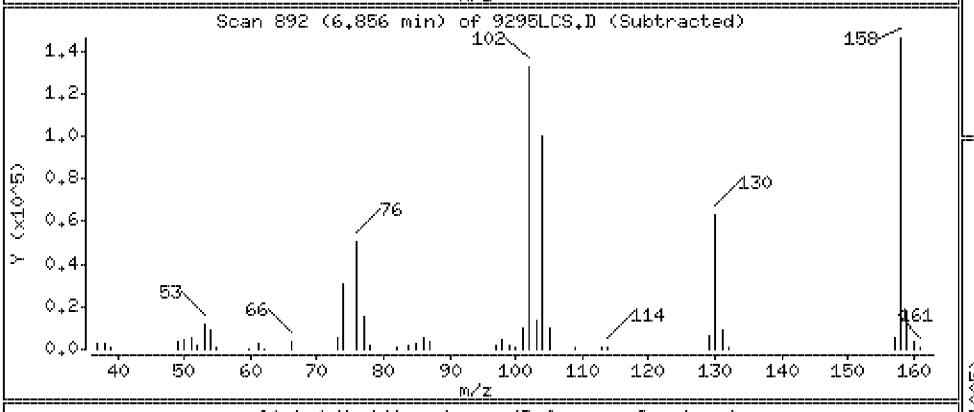

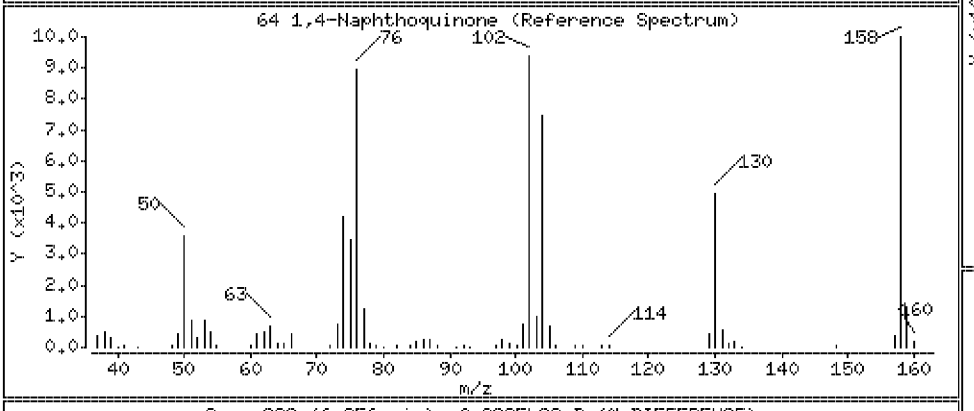

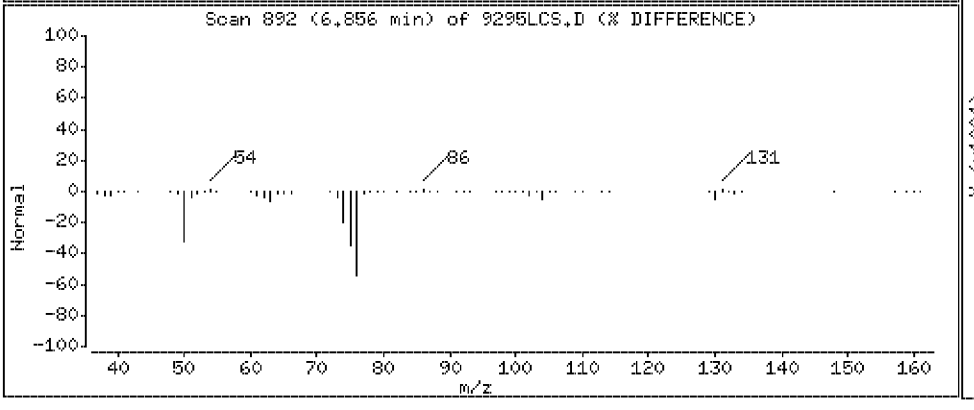

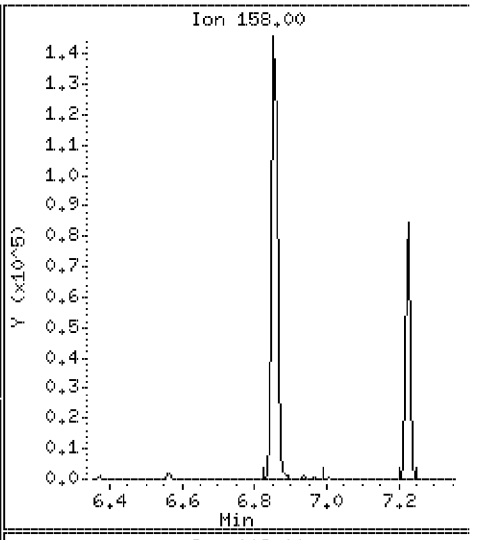

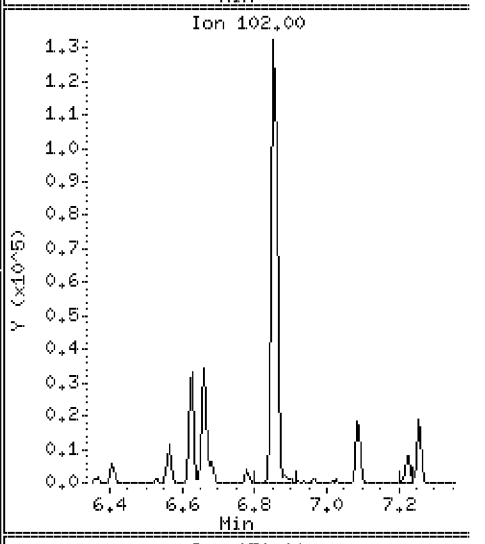

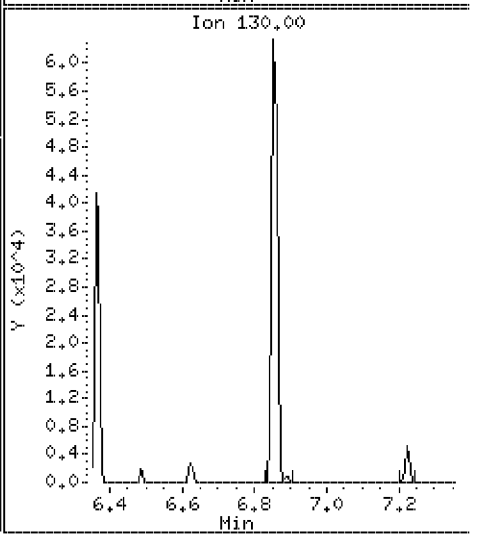

Data File: \\Svecd04\DD\chem\smsd03.i\S305031P.b\9295LCS.D

Date : 03-MAY-2012 17:36

Client ID: 128810LCS

Instrument: smsd03.i

Sample Info: SW128810LCS

Purge Volume: 1000.0

Operator: PEL

Column phase: HPMS-5

Column diameter: 0.25

65 Dimethylphthalate

Concentration: 42.3 ug/l

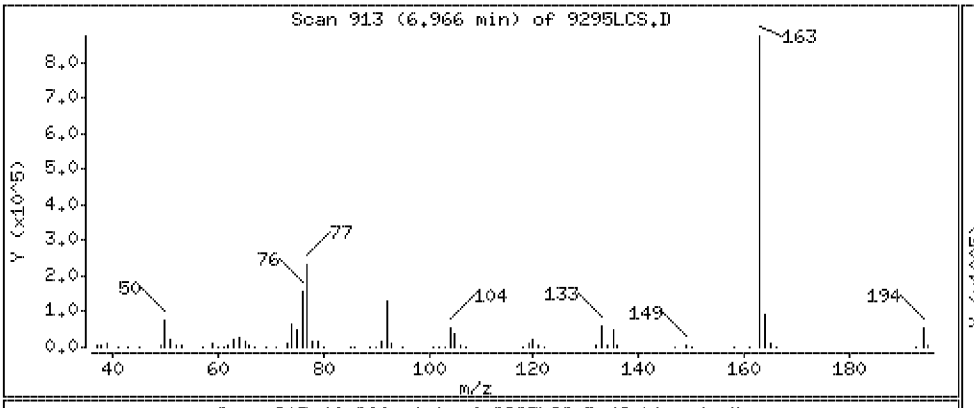

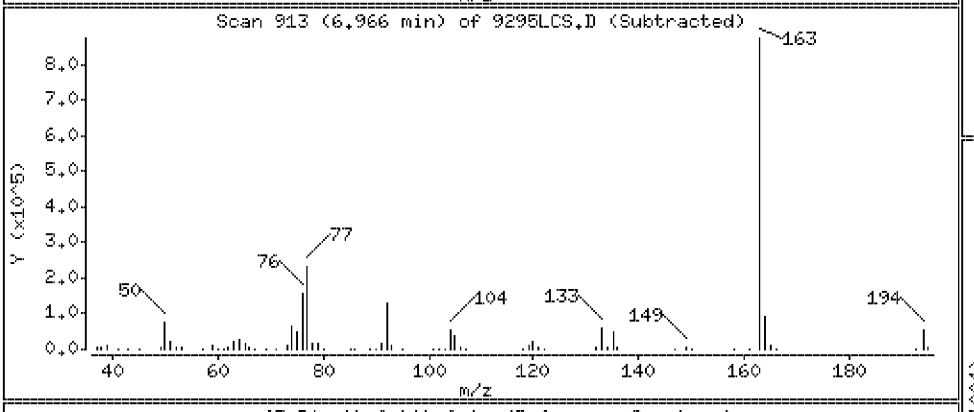

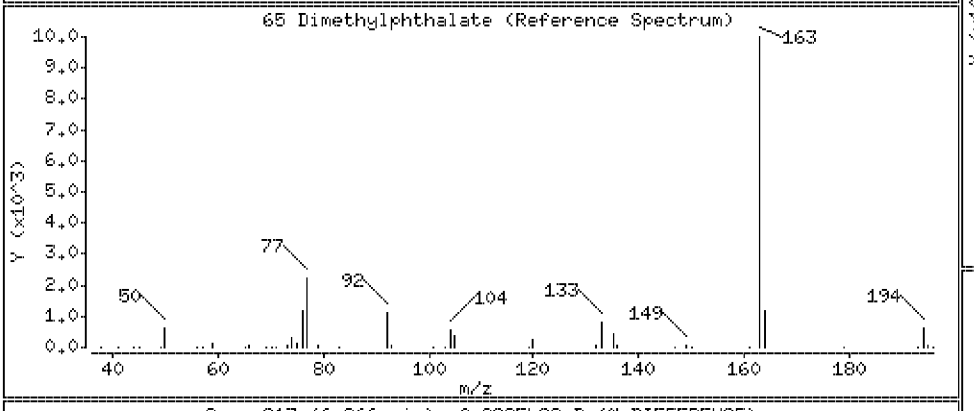

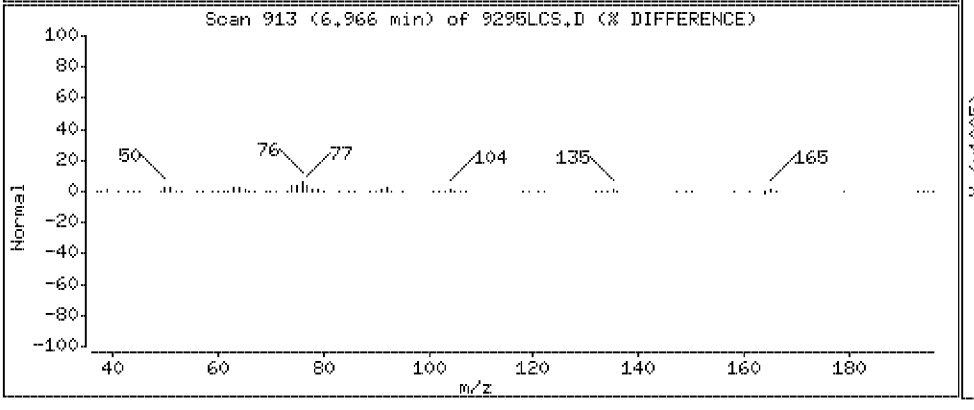

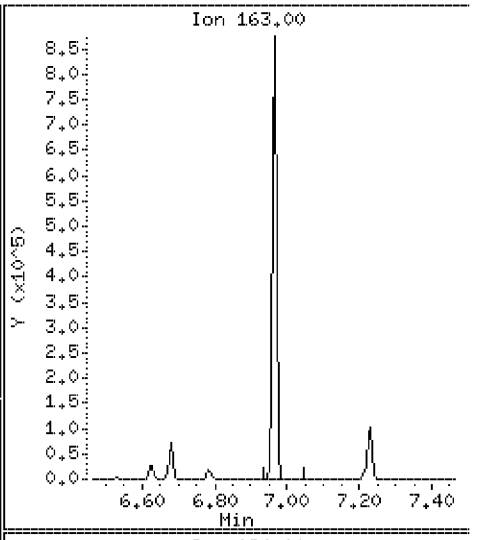

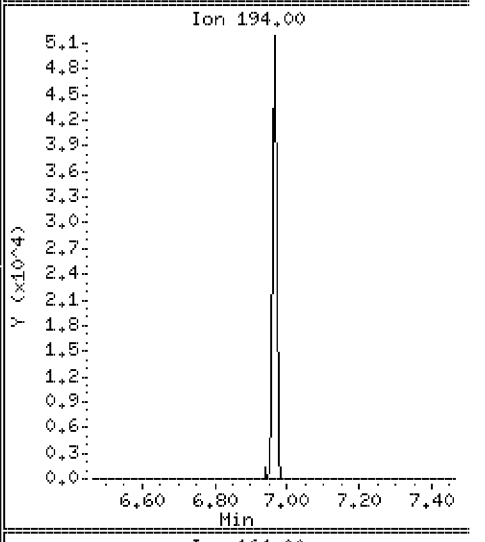

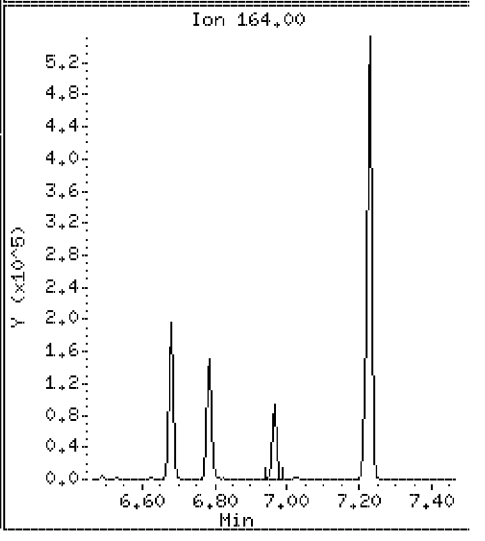

Data File: \\Svecd04\DD\chem\smsd03.i\S305031P.b\9295LCS.D

Date : 03-MAY-2012 17:36

Client ID: 128810LCS

Instrument: smsd03.i

Sample Info: SW128810LCS

Purge Volume: 1000.0

Operator: PEL

Column phase: HPMS-5

Column diameter: 0.25

66 1,3-Dinitrobenzene

Concentration: 40.2 ug/l

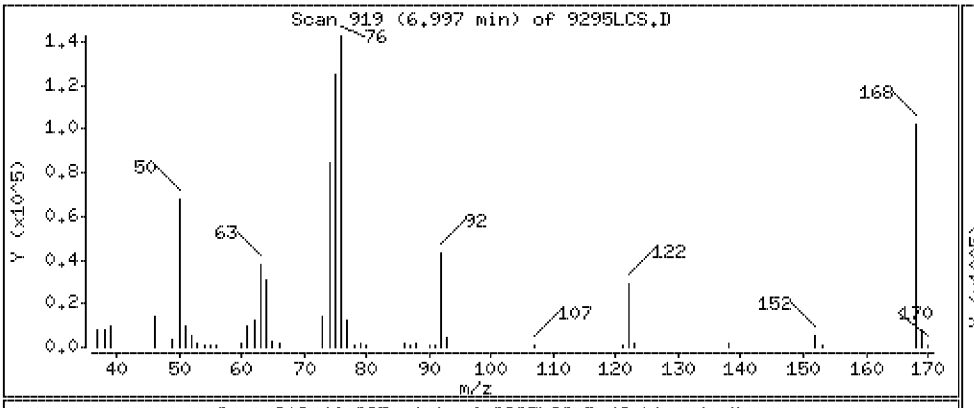

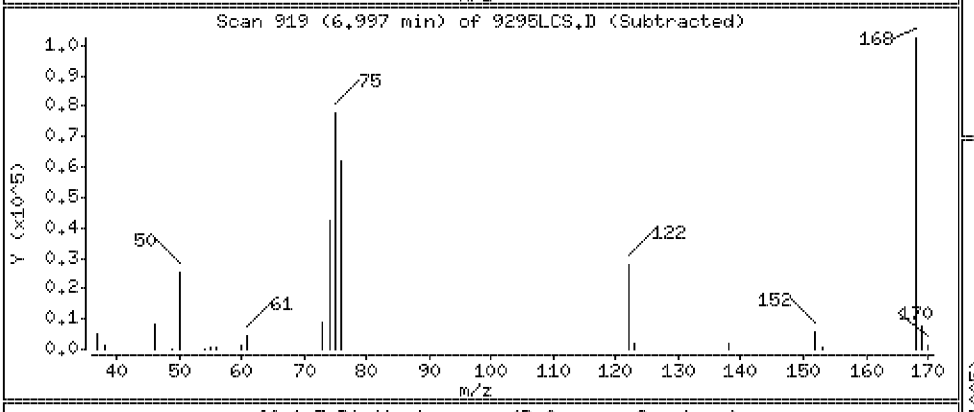

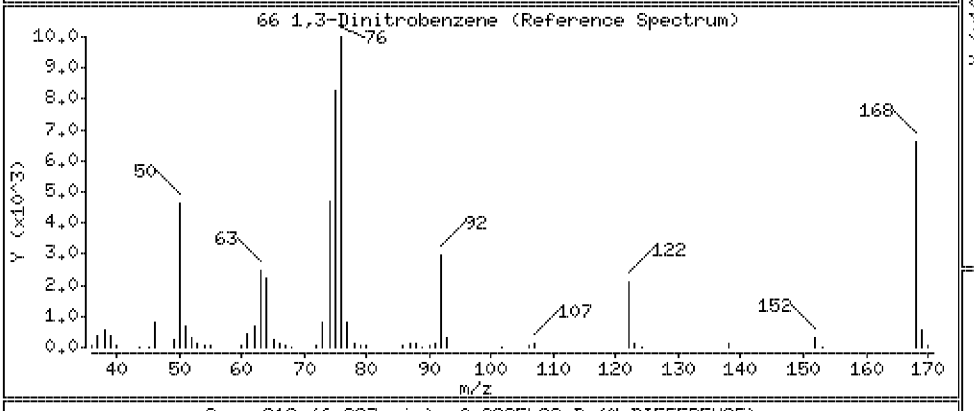

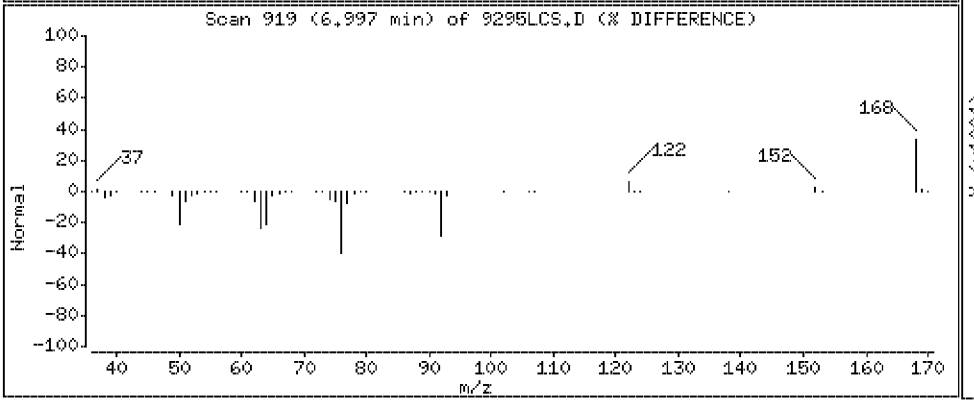

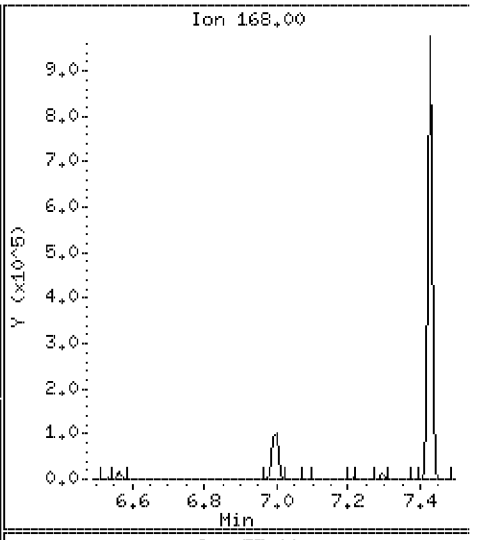

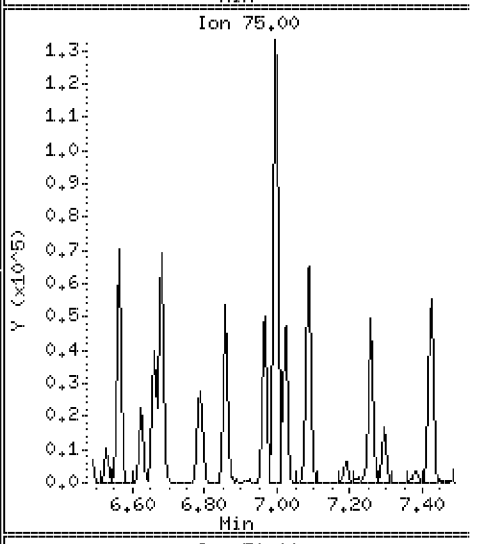

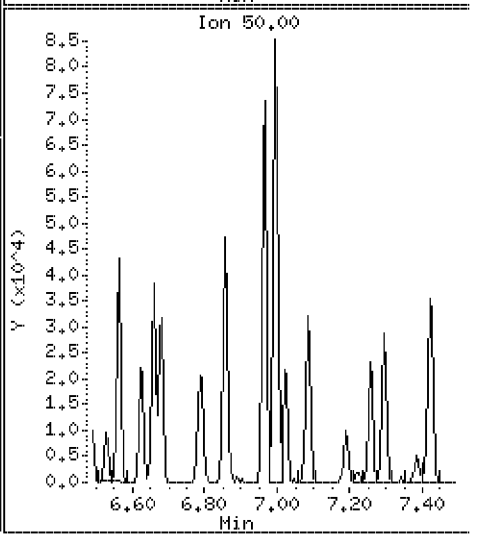

Data File: \\Svecd04\DD\chem\smsd03.i\S305031P.b\9295LCS.D

Date : 03-MAY-2012 17:36

Client ID: 128810LCS

Instrument: smsd03.i

Sample Info: SW128810LCS

Purge Volume: 1000.0

Operator: PEL

Column phase: HPMS-5

Column diameter: 0.25

67 2,6-Dinitrotoluene

Concentration: 39.1 ug/l

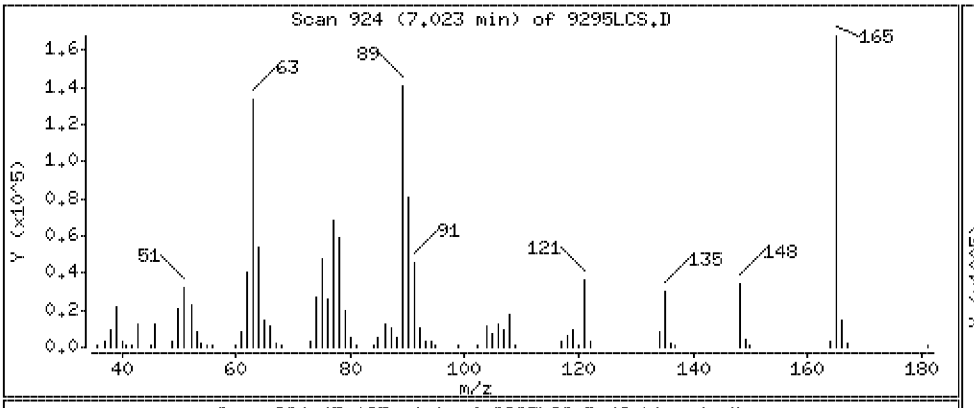

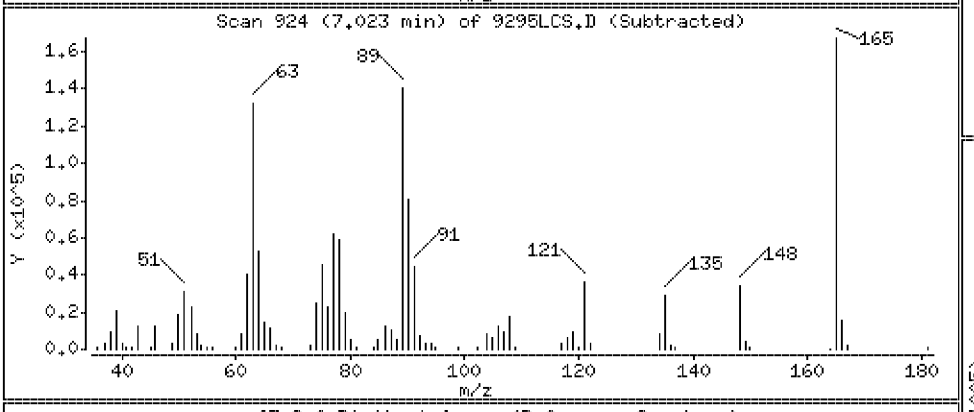

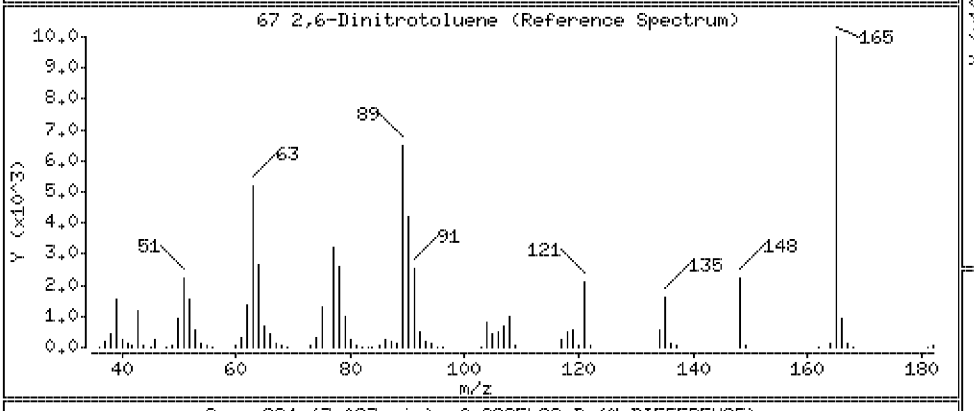

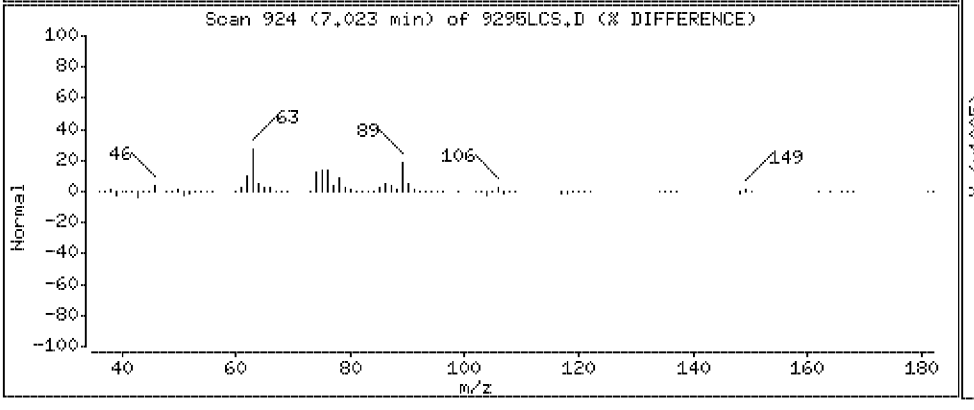

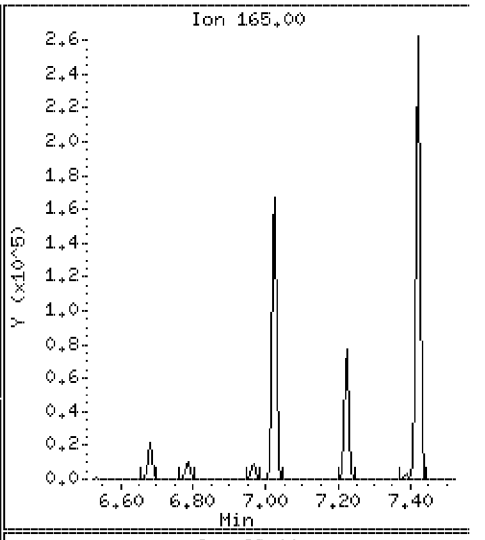

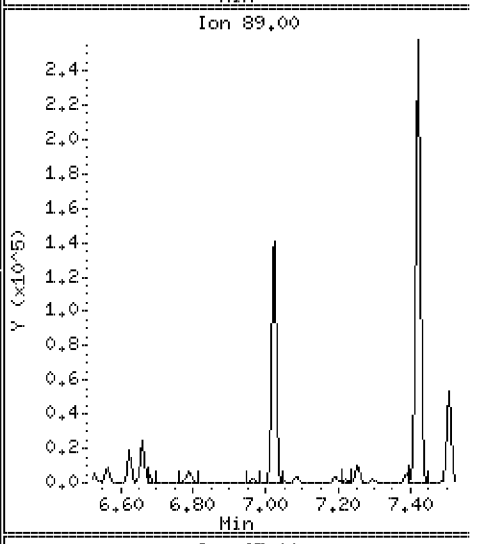

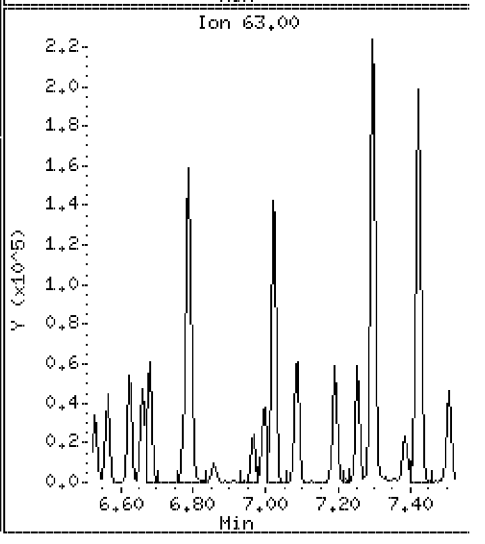

Data File: \\Svecd04\DD\chem\smsd03.i\S305031P.b\9295LCS.D

Date : 03-MAY-2012 17:36

Client ID: 128810LCS

Instrument: smsd03.i

Sample Info: SW128810LCS

Purge Volume: 1000.0

Operator: PEL

Column phase: HPMS-5

Column diameter: 0.25

68 Acenaphthylene

Concentration: 38.1 ug/l

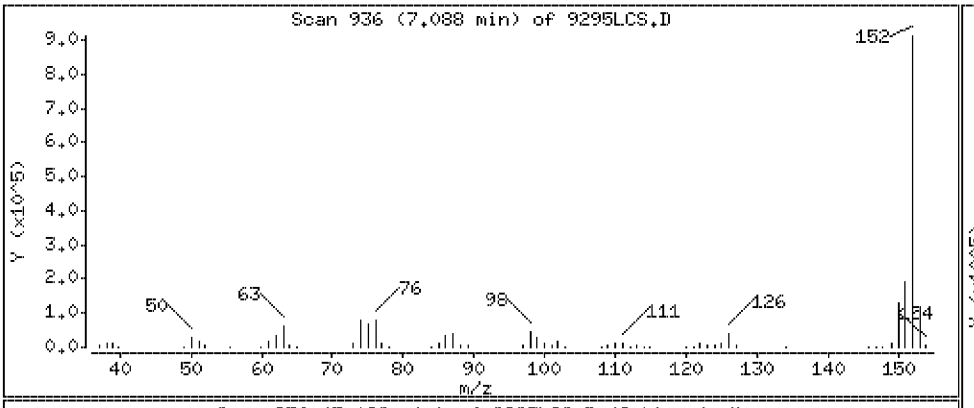

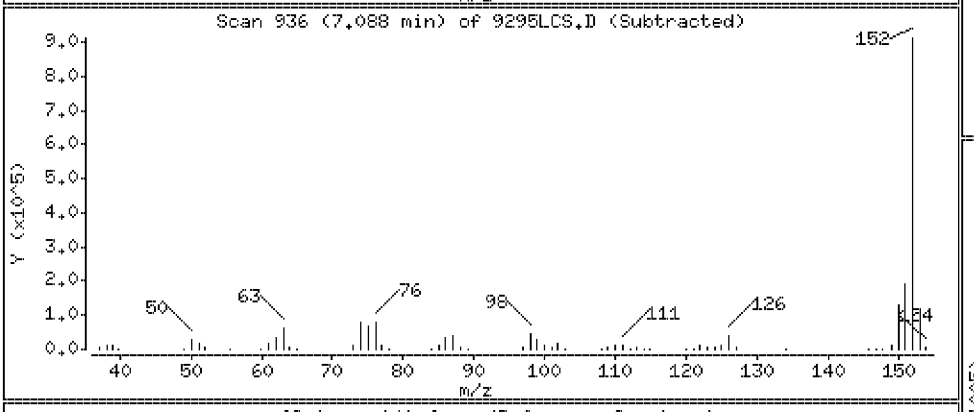

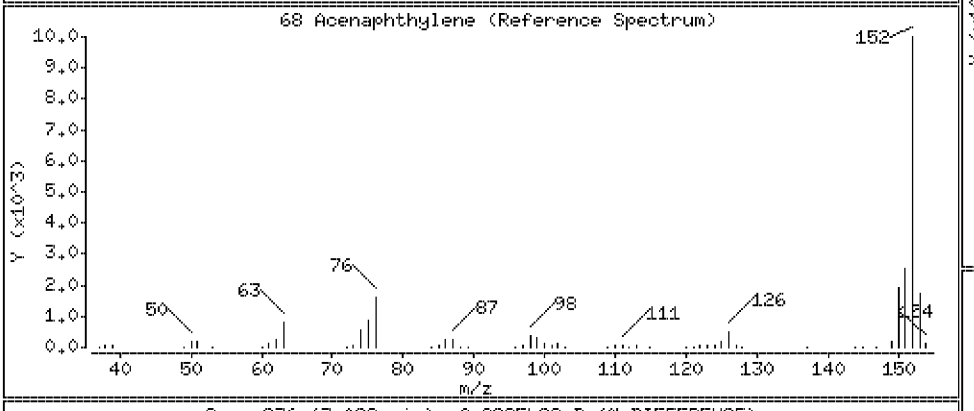

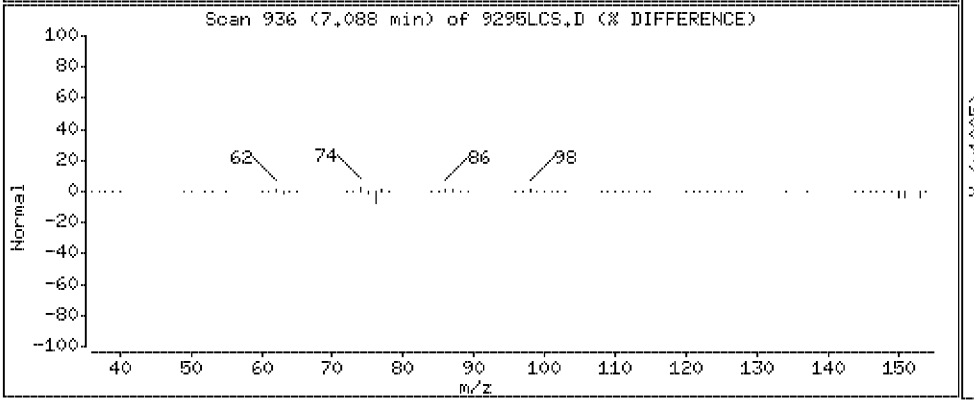

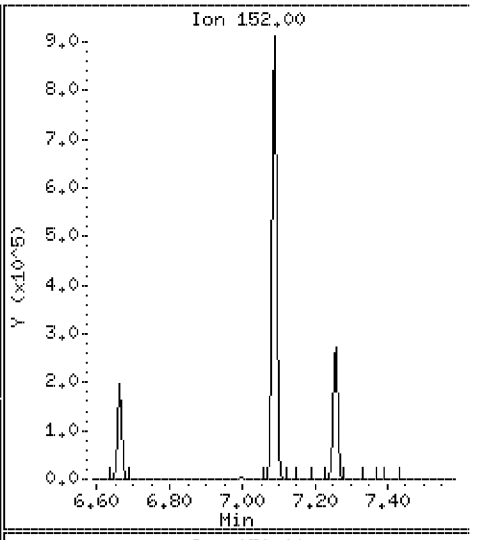

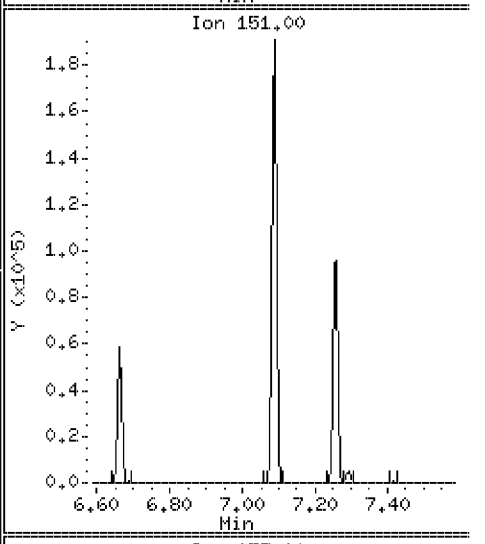

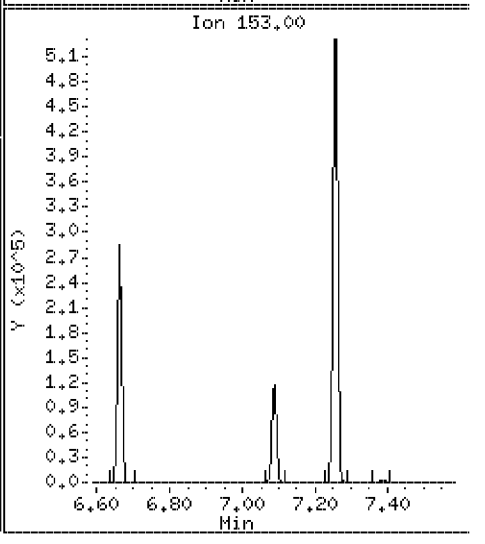

Data File: \\Svecd04\DD\chem\smsd03.i\S305031P.b\9295LCS.D

Date : 03-MAY-2012 17:36

Client ID: 128810LCS

Instrument: smsd03.i

Sample Info: SW128810LCS

Purge Volume: 1000.0

Operator: PEL

Column phase: HPMS-5

Column diameter: 0.25

69 3-Nitroaniline

Concentration: 37.6 ug/l

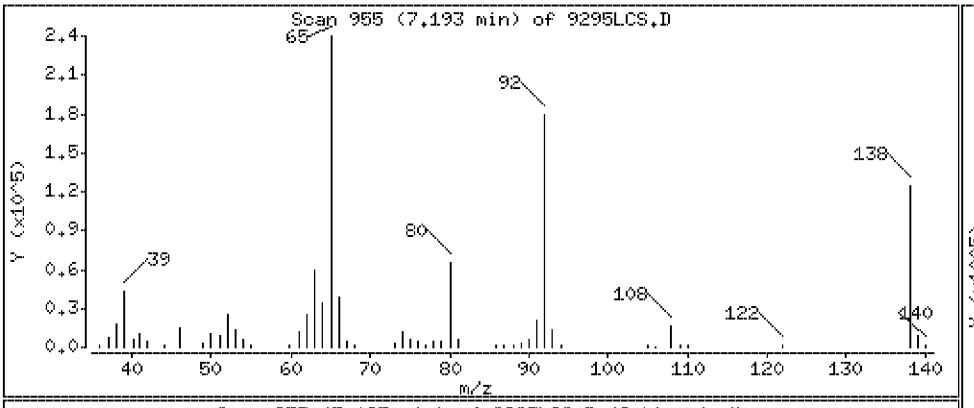

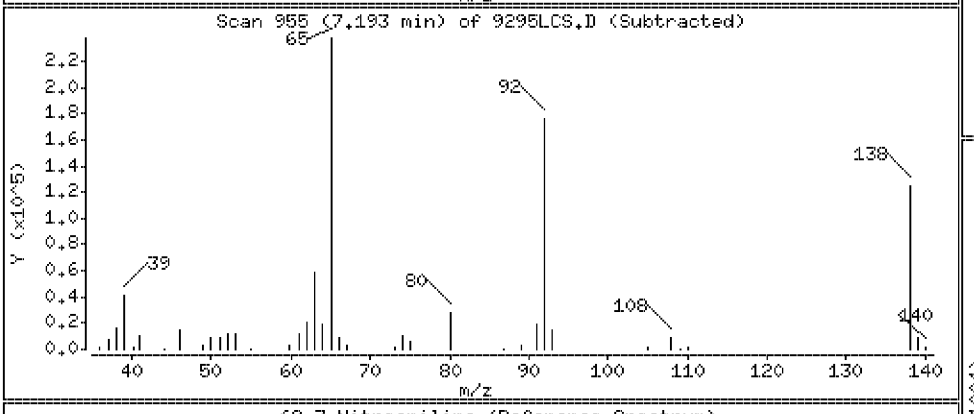

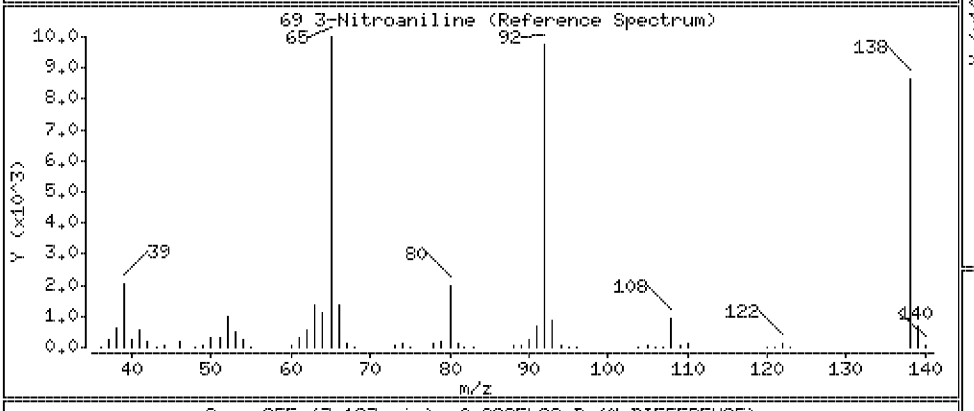

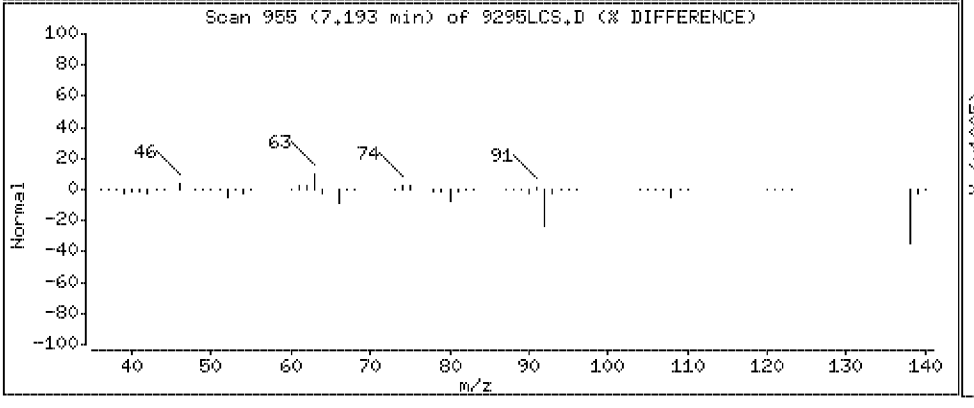

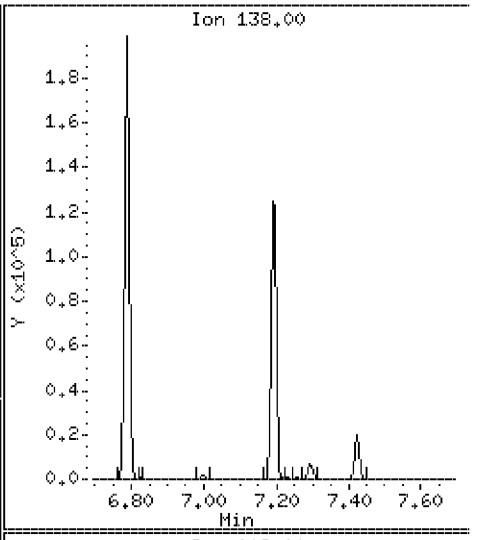

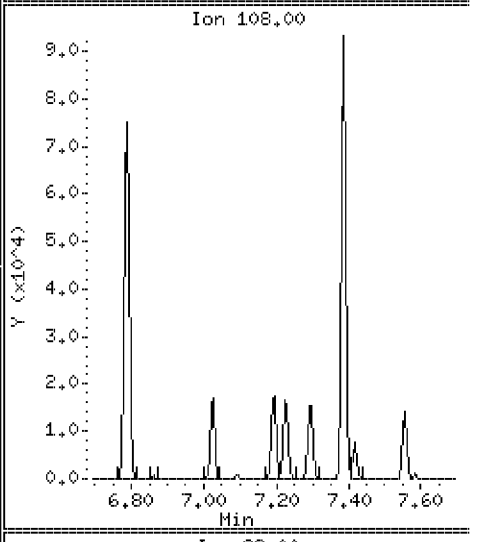

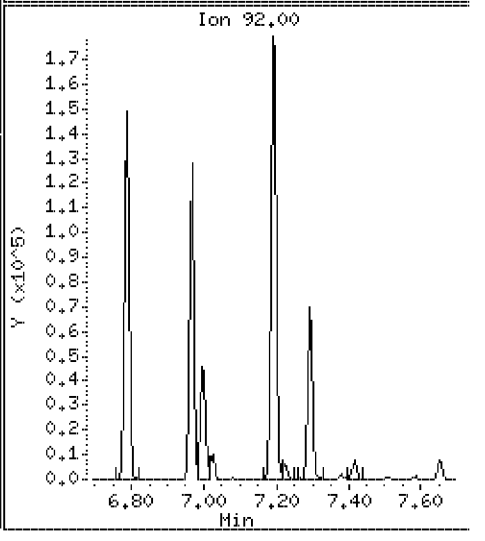

Data File: \\Svecd04\DD\chem\smsd03.i\S305031P.b\9295LCS.D

Date : 03-MAY-2012 17:36

Client ID: 128810LCS

Instrument: smsd03.i

Sample Info: SW128810LCS

Purge Volume: 1000.0

Operator: PEL

Column phase: HPMS-5

Column diameter: 0.25

71 Acenaphthene

Concentration: 34.8 ug/l

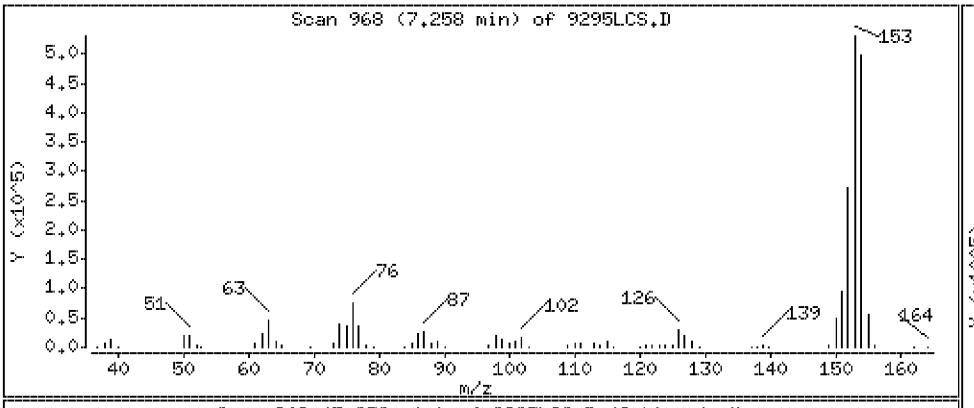

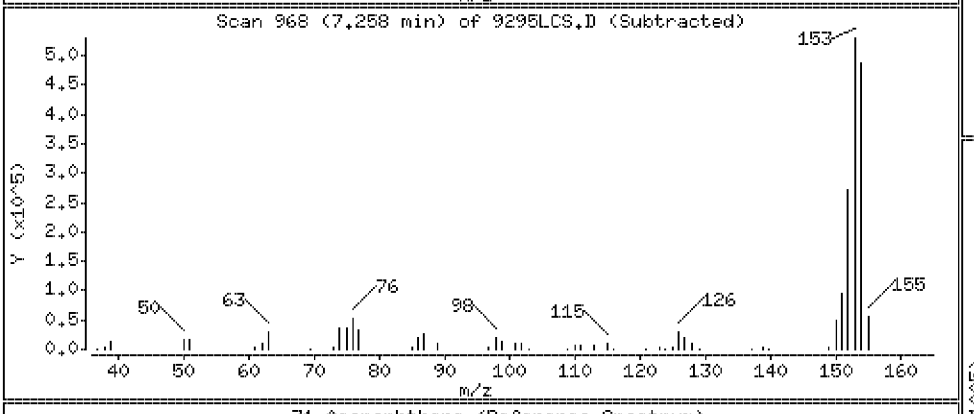

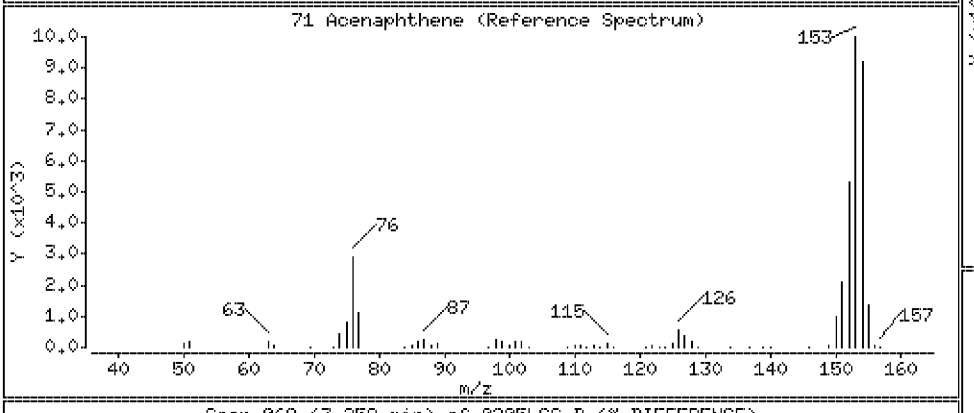

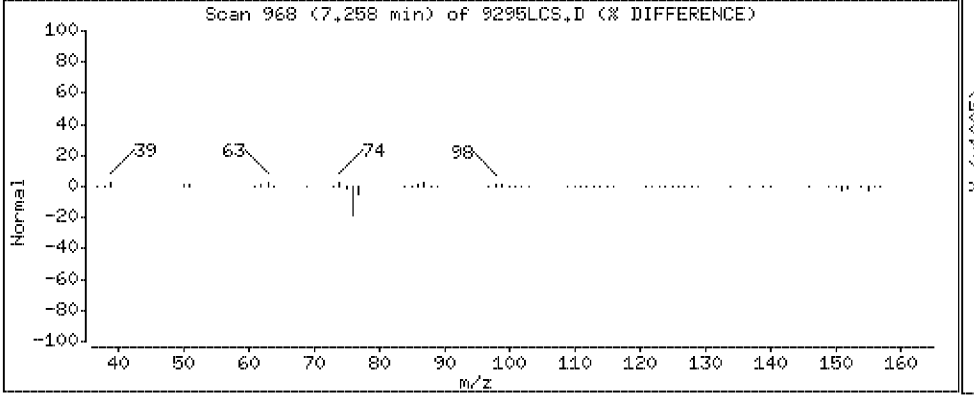

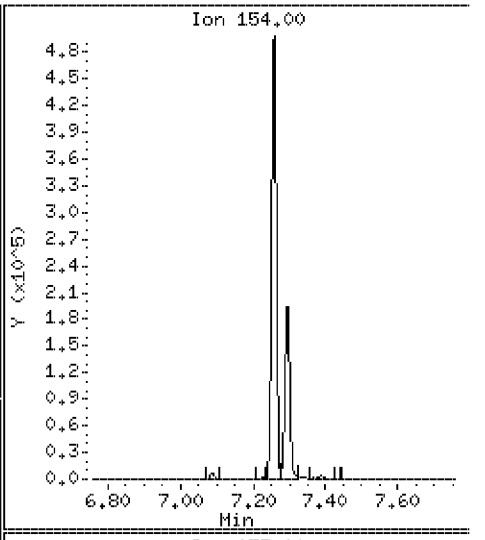

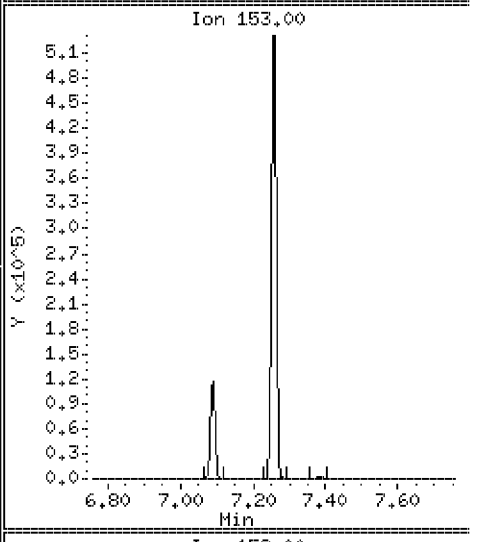

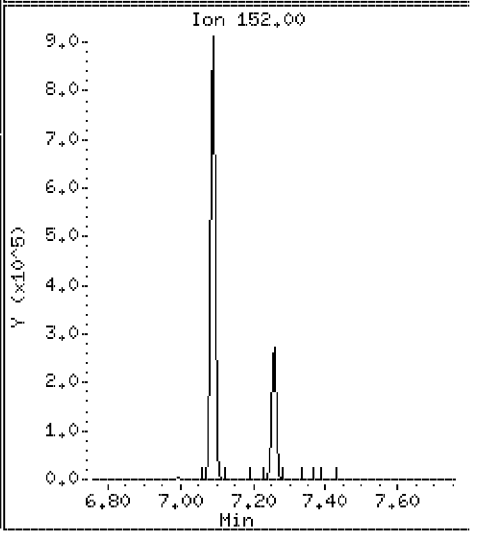

Data File: \\Svecd04\DD\chem\smsd03.i\S305031P.b\9295LCS.D

Date : 03-MAY-2012 17:36

Client ID: 128810LCS

Instrument: smsd03.i

Sample Info: SW128810LCS

Purge Volume: 1000.0

Operator: PEL

Column phase: HPMS-5

Column diameter: 0.25

72 2,4-Dinitrophenol

Concentration: 99.2 ug/l

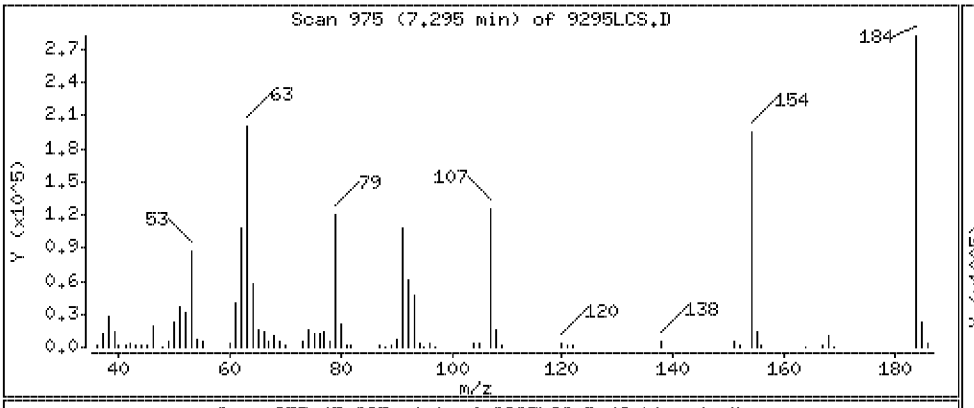

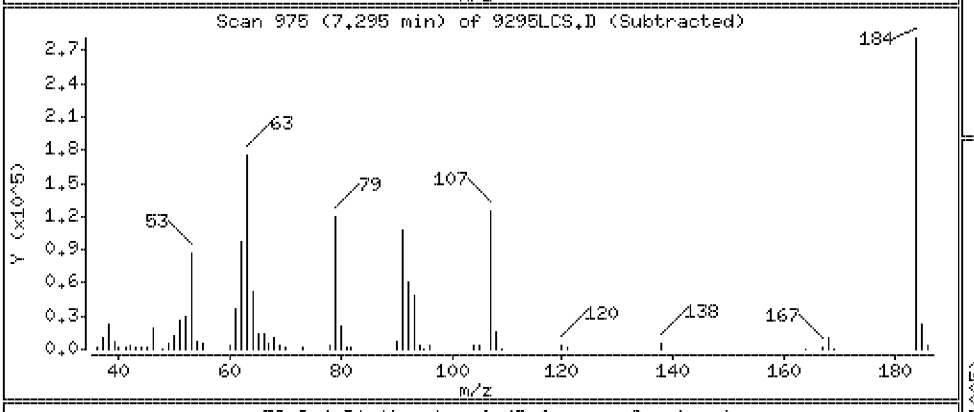

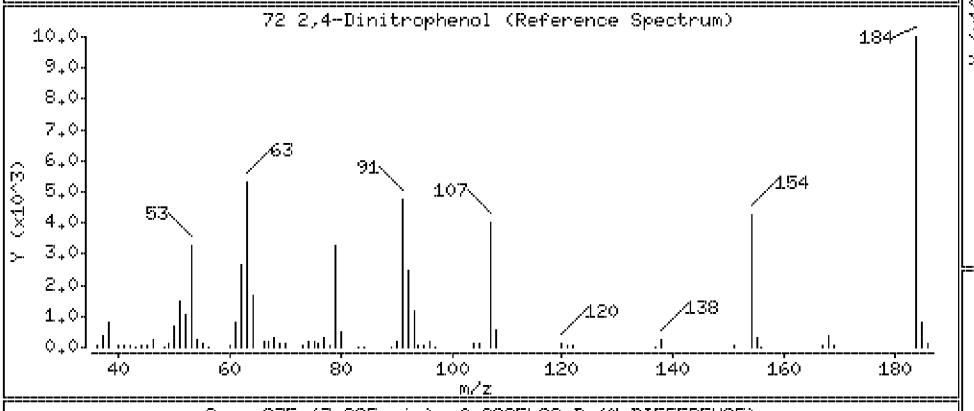

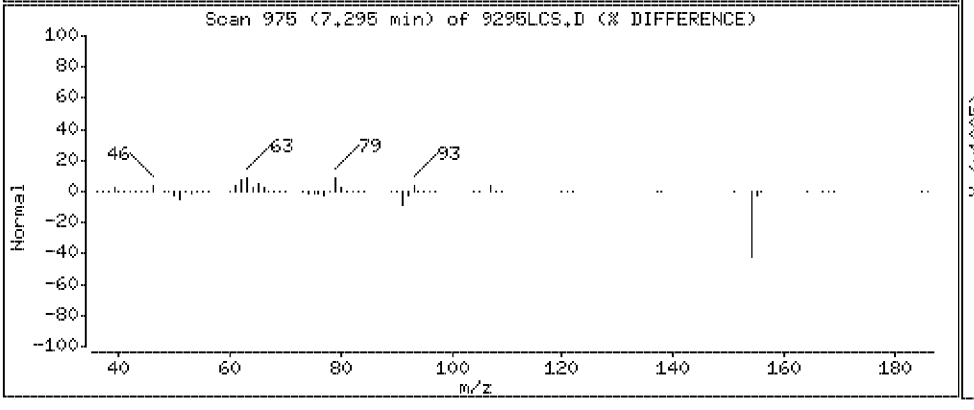

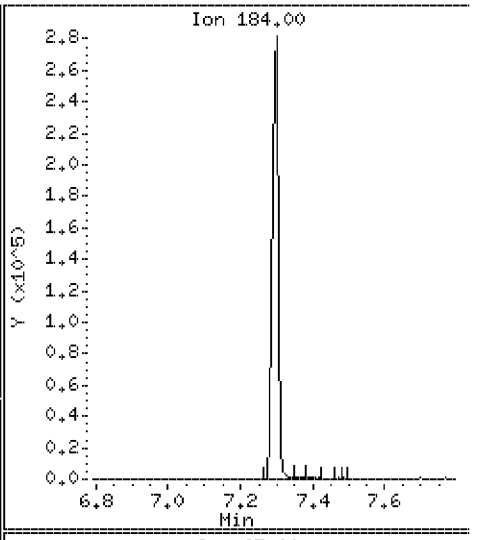

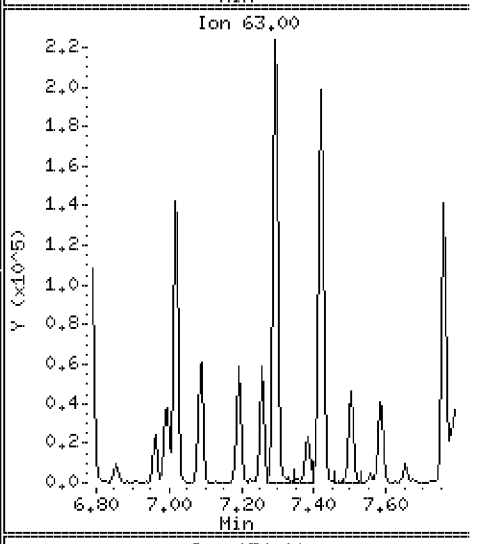

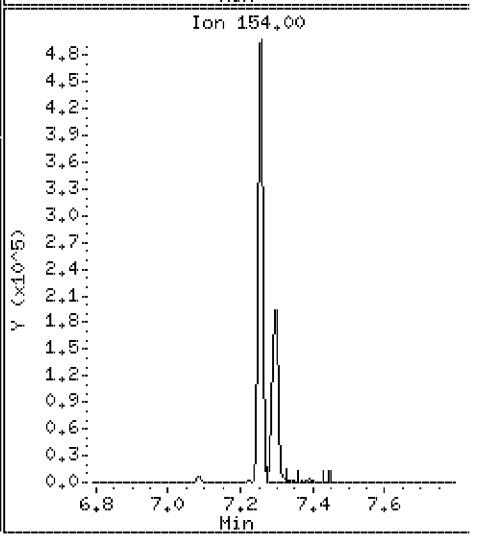

Data File: \\Svecd04\DD\chem\smsd03.i\S305031P.b\9295LCS.D

Date : 03-MAY-2012 17:36

Client ID: 128810LCS

Instrument: smsd03.i

Sample Info: SW128810LCS

Purge Volume: 1000.0

Operator: PEL

Column phase: HPMS-5

Column diameter: 0.25

73 Pentachlorobenzene

Concentration: 33.4 ug/l

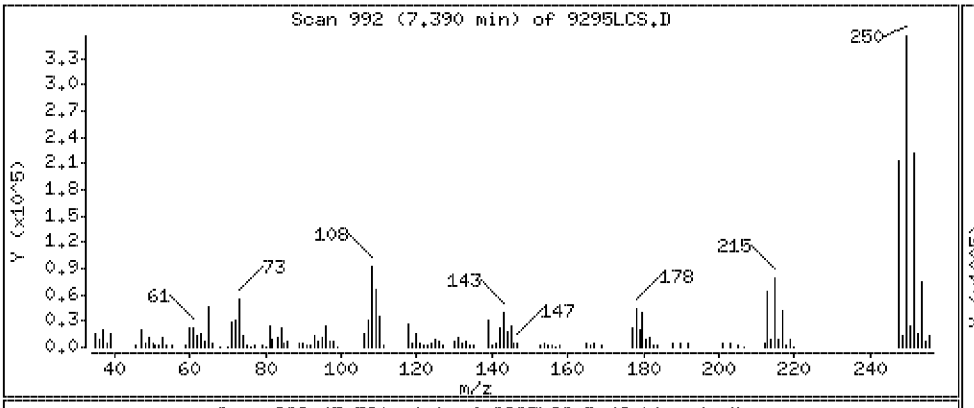

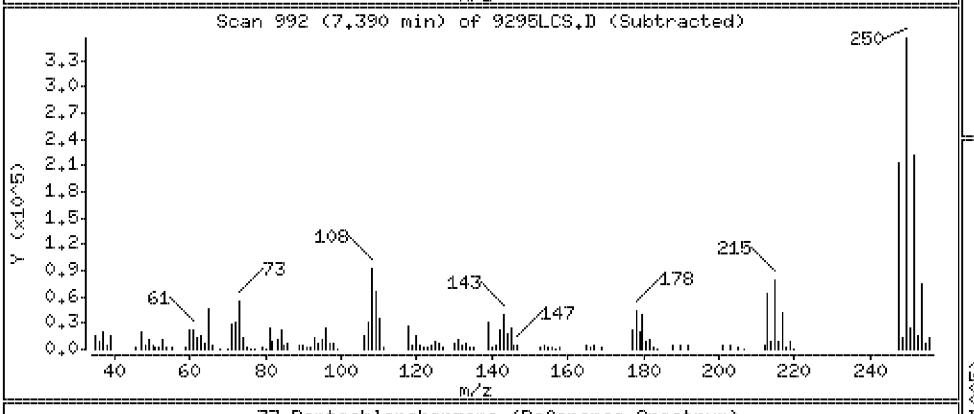

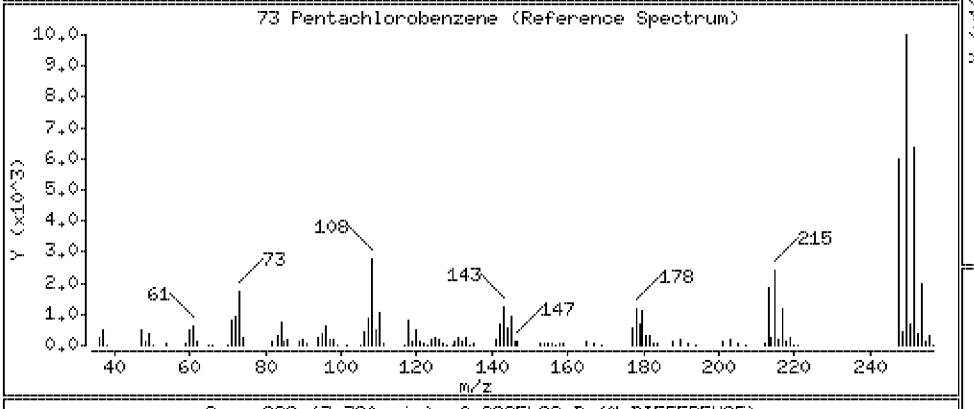

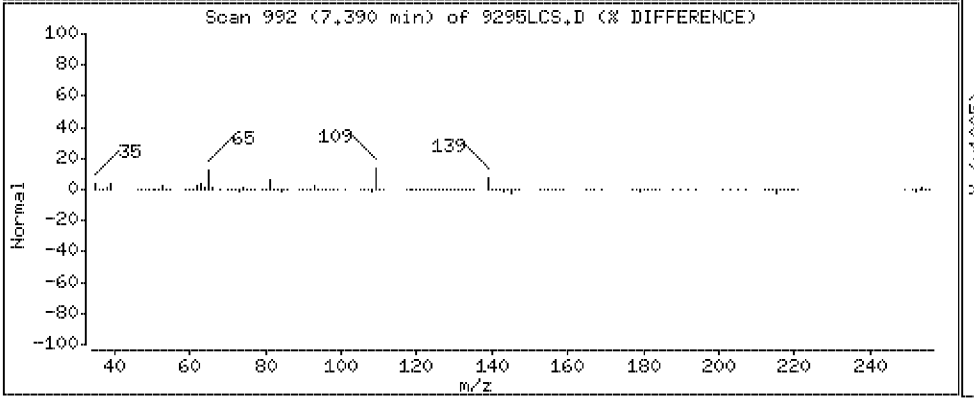

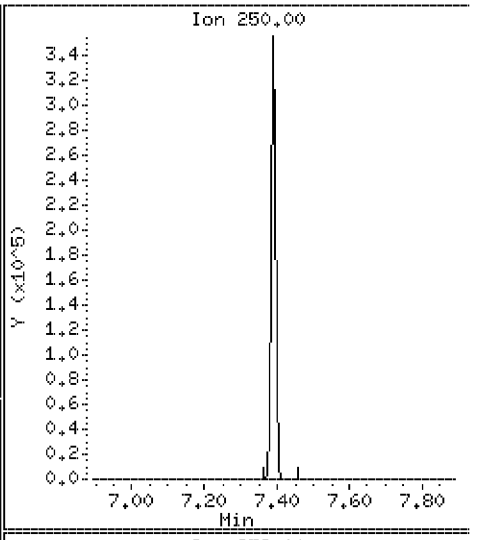

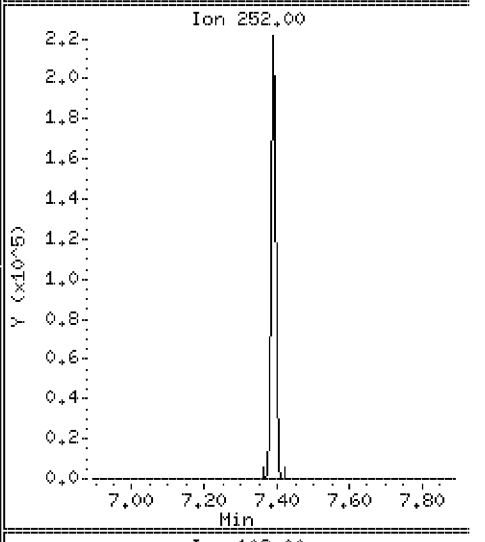

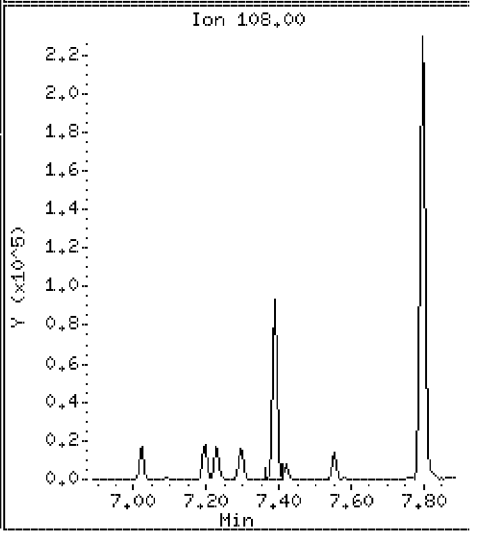

Data File: \\Svecd04\DD\chem\smsd03.i\S305031P.b\9295LCS.D

Date : 03-MAY-2012 17:36

Client ID: 128810LCS

Instrument: smsd03.i

Sample Info: SW128810LCS

Purge Volume: 1000.0

Operator: PEL

Column phase: HPMS-5

Column diameter: 0.25

74 4-Nitrophenol

Concentration: 20.2 ug/l

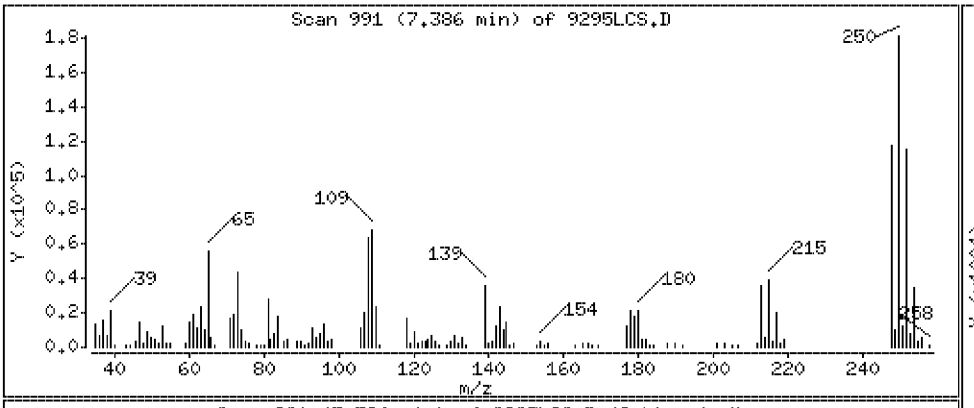

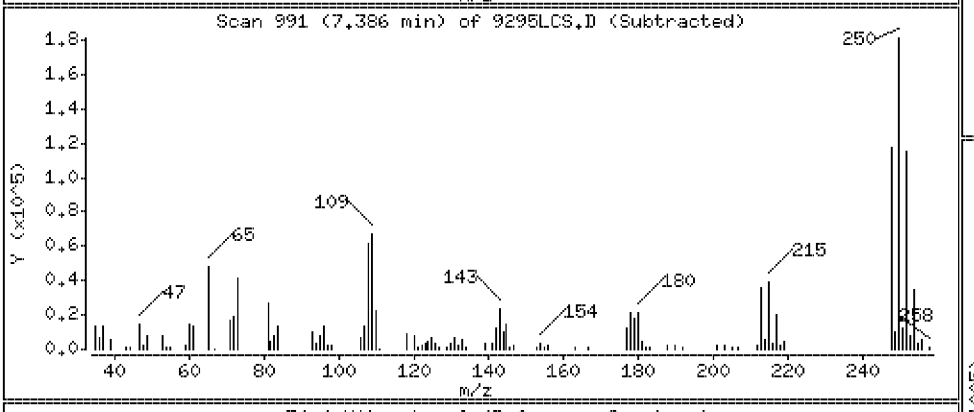

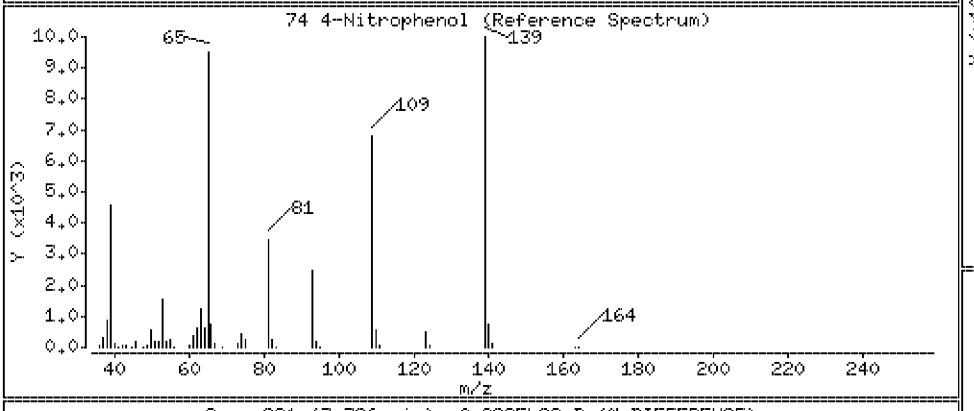

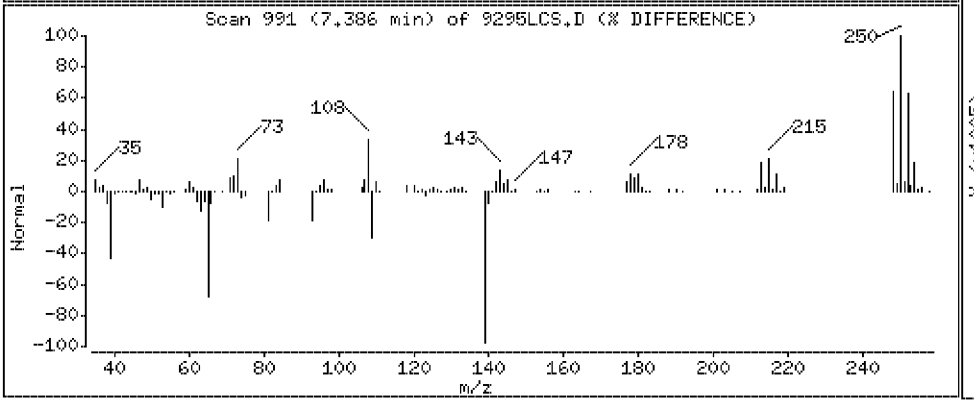

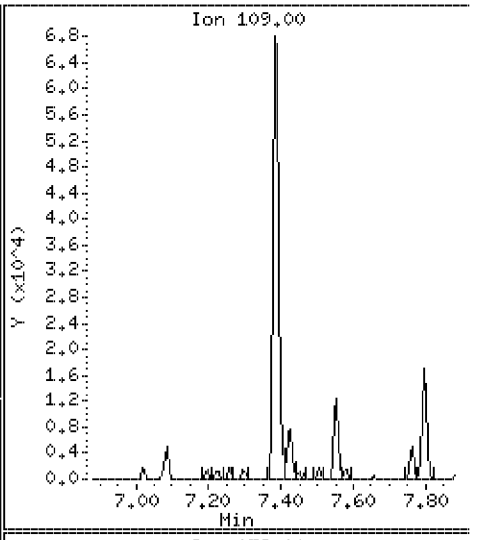

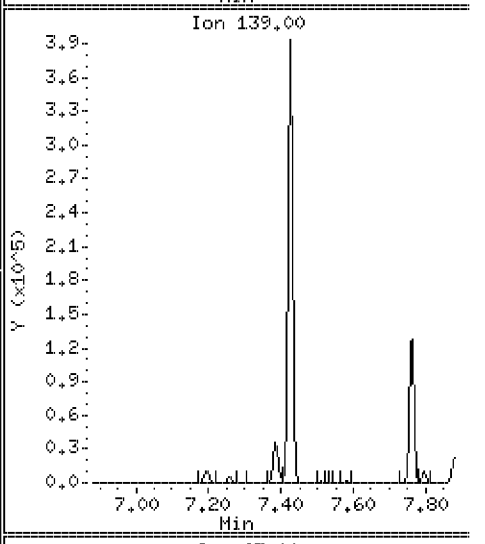

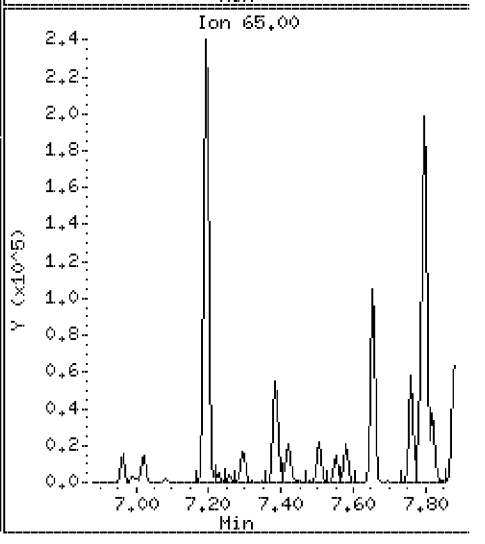

Data File: \\Svecd04\DD\chem\smsd03.i\S305031P.b\9295LCS.D

Date : 03-MAY-2012 17:36

Client ID: 128810LCS

Instrument: smsd03.i

Sample Info: SW128810LCS

Purge Volume: 1000.0

Operator: PEL

Column phase: HPMS-5

Column diameter: 0.25

75 Dibenzofuran

Concentration: 38.9 ug/l

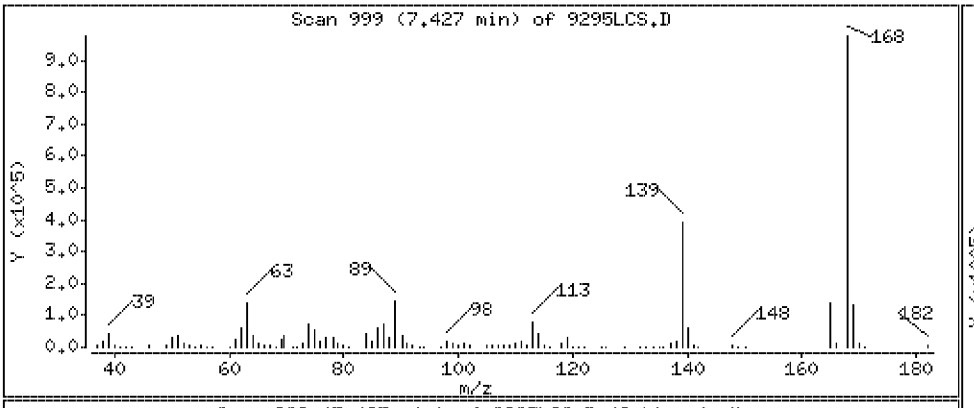

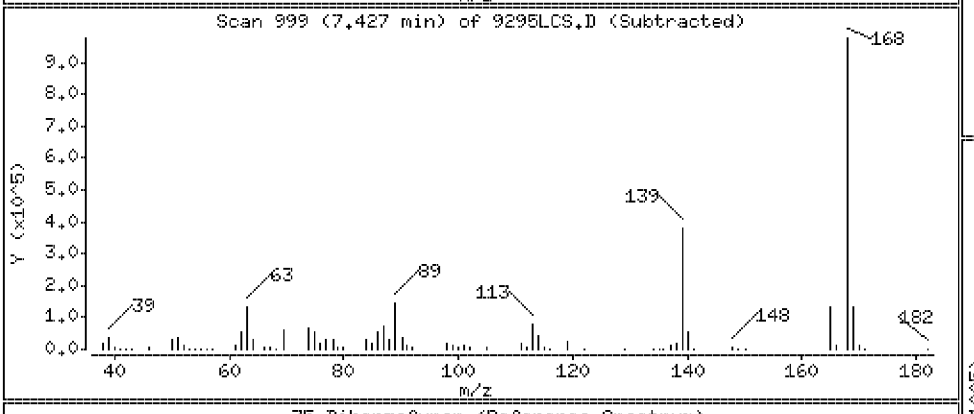

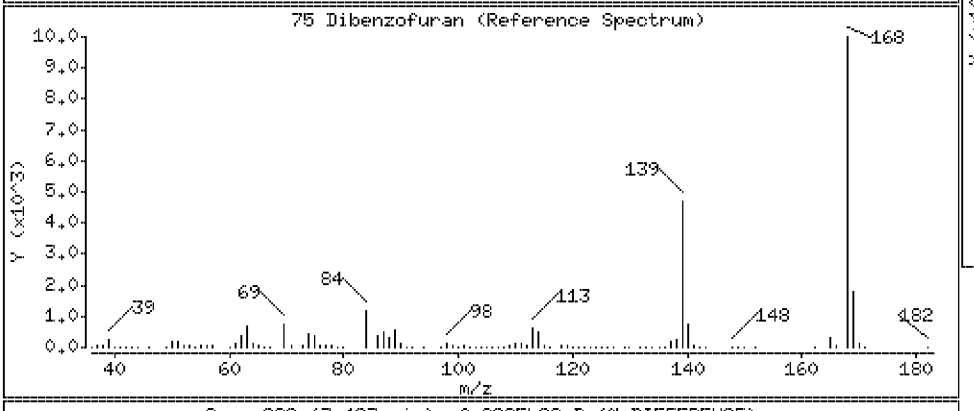

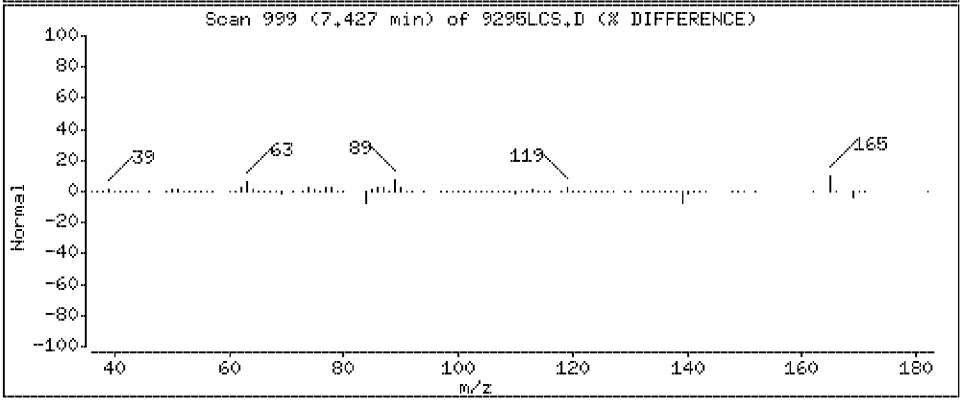

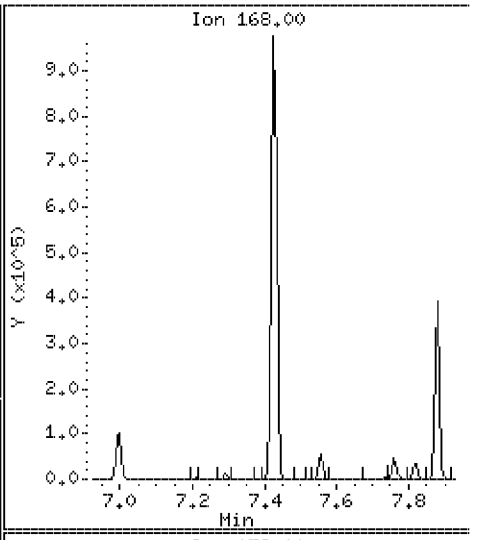

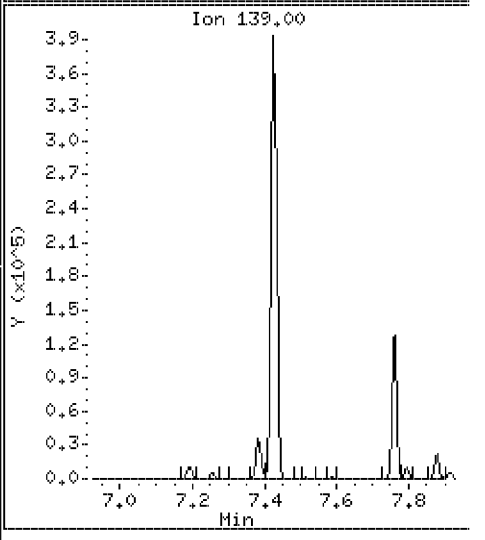

Data File: \\Svecd04\DD\chem\smsd03.i\S305031P.b\9295LCS.D

Date : 03-MAY-2012 17:36

Client ID: 128810LCS

Instrument: smsd03.i

Sample Info: SW128810LCS

Purge Volume: 1000.0

Operator: PEL

Column phase: HPMS-5

Column diameter: 0.25

76 2,4-Dinitrotoluene

Concentration: 41.9 ug/l

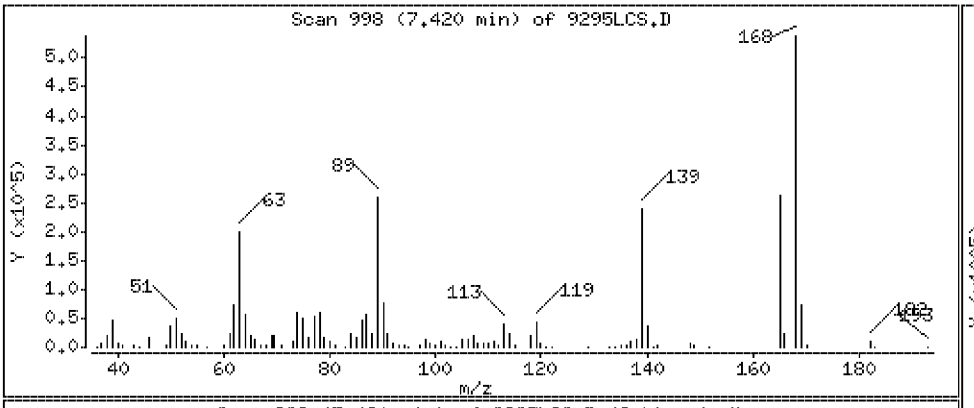

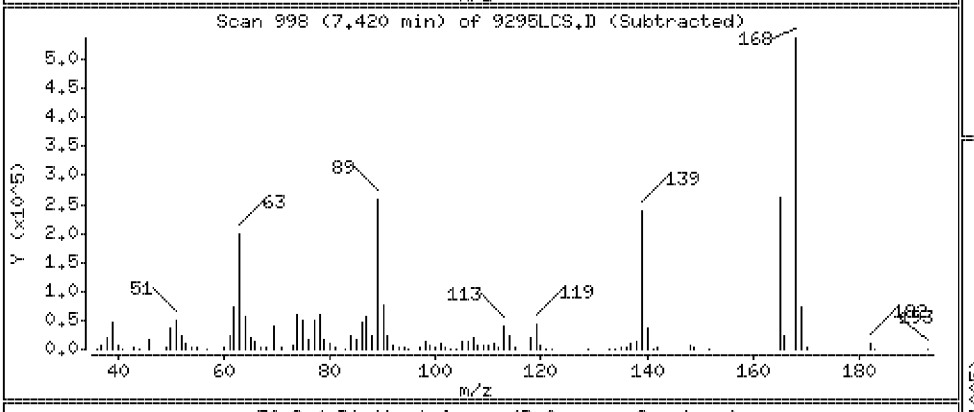

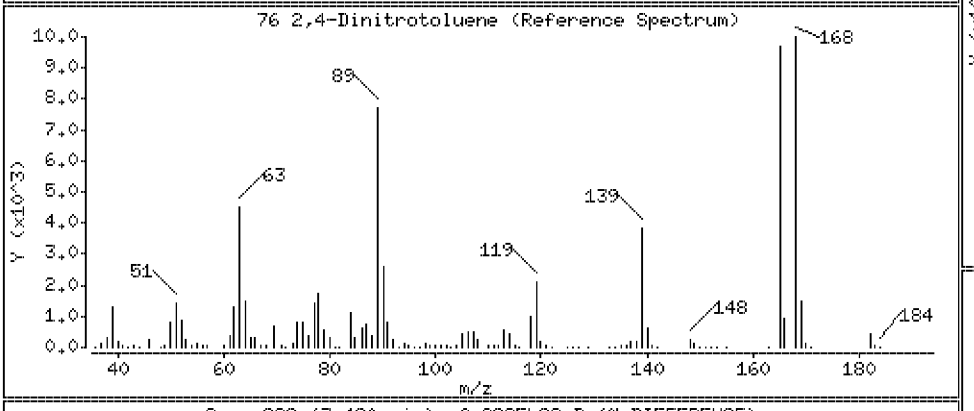

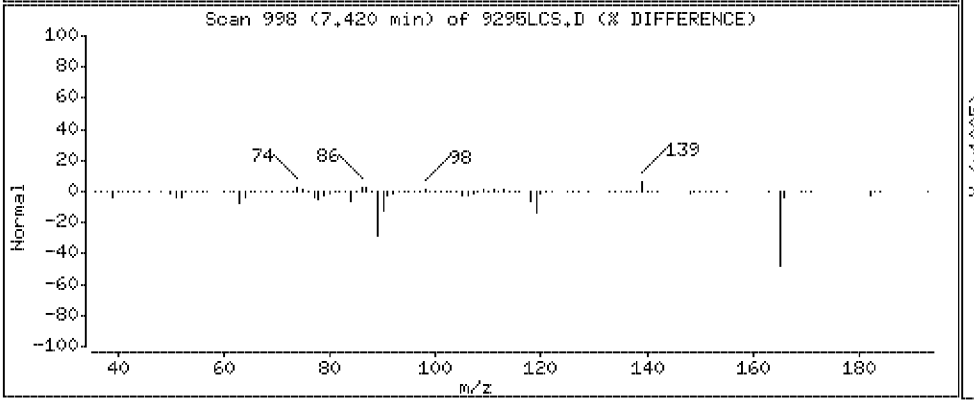

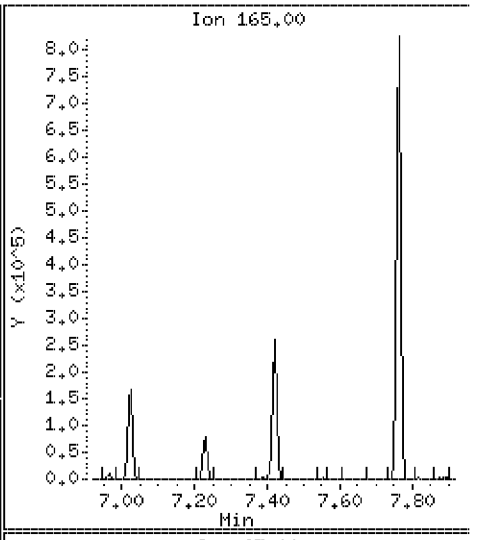

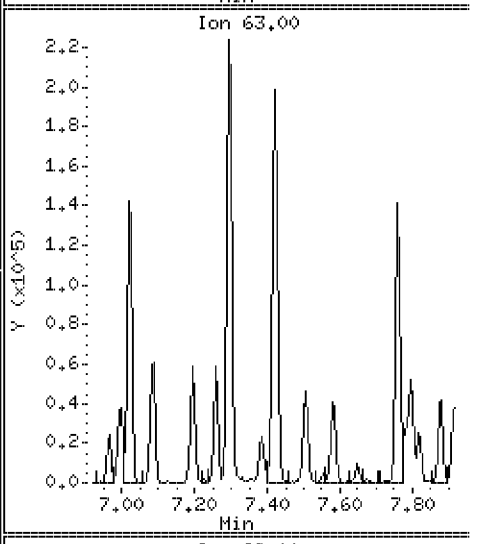

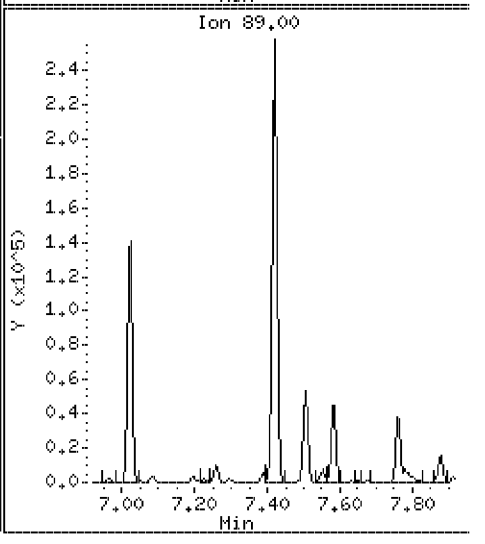

Data File: \\Svecd04\DD\chem\smsd03.i\S305031P.b\9295LCS.D

Date : 03-MAY-2012 17:36

Client ID: 128810LCS

Instrument: smsd03.i

Sample Info: SW128810LCS

Purge Volume: 1000.0

Operator: PEL

Column phase: HPMS-5

Column diameter: 0.25

77 1-Naphthylamine

Concentration: 44.2 ug/l

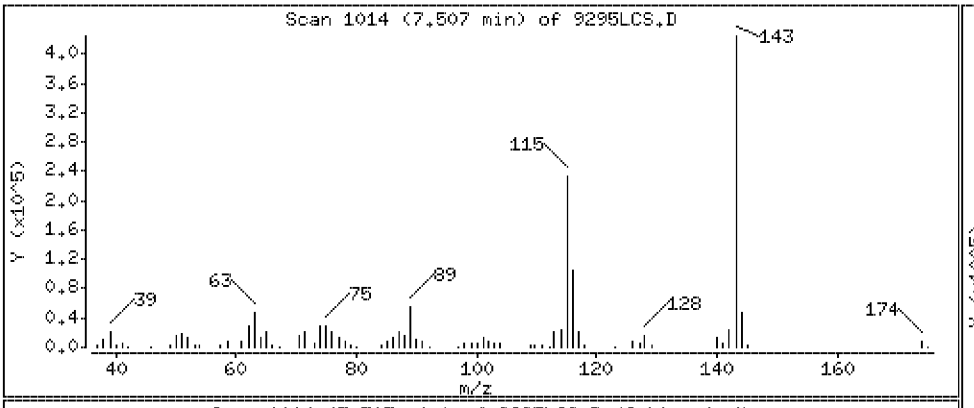

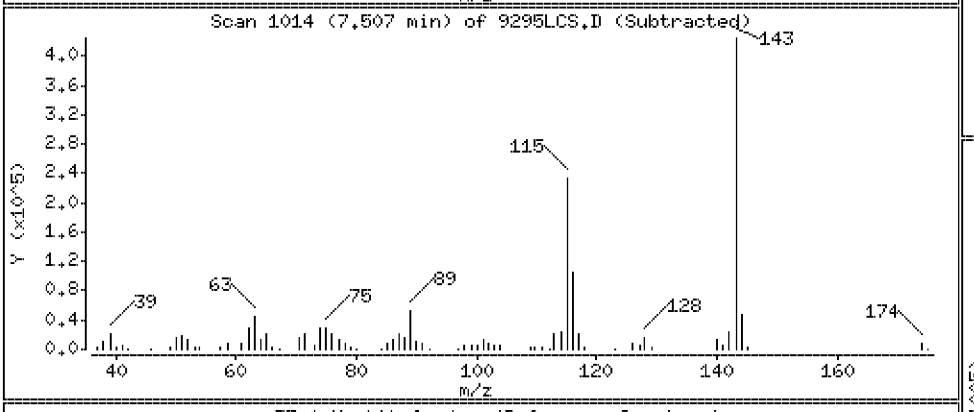

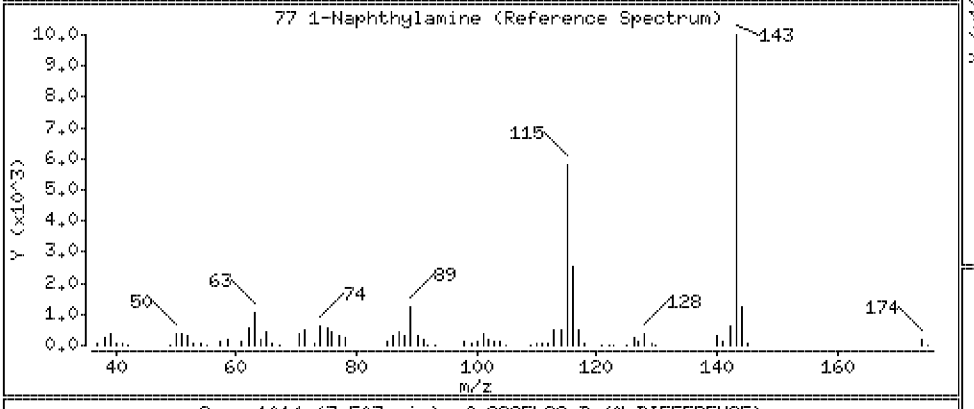

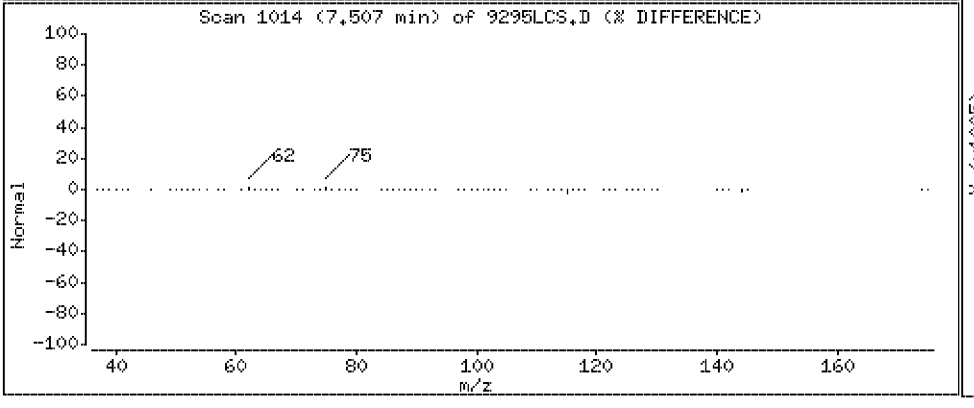

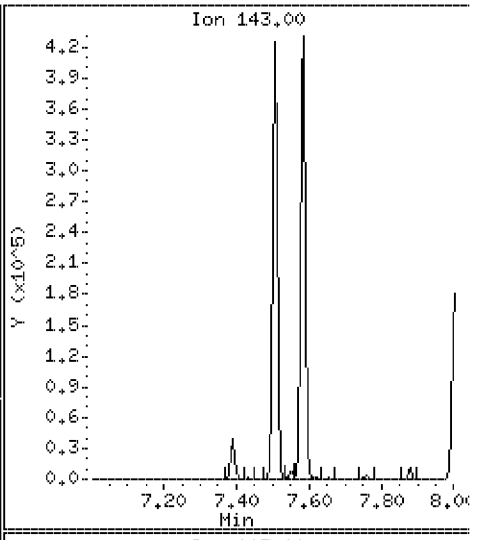

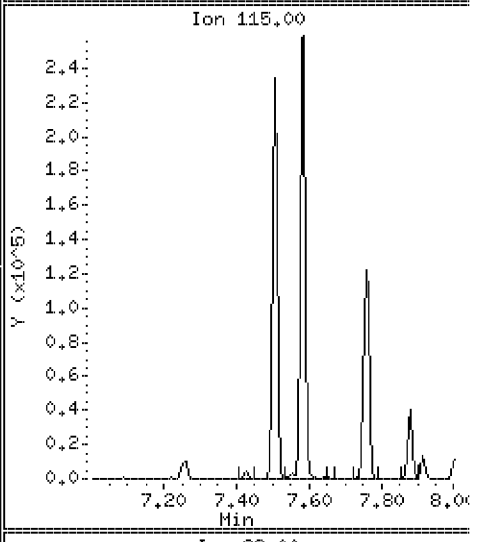

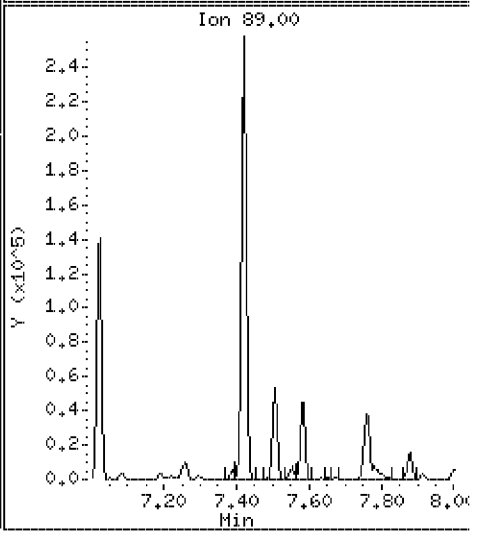

Data File: \\Svecd04\DD\chem\smsd03.i\S305031P.b\9295LCS.D

Date : 03-MAY-2012 17:36

Client ID: 128810LCS

Instrument: smsd03.i

Sample Info: SW128810LCS

Purge Volume: 1000.0

Operator: PEL

Column phase: HPMS-5

Column diameter: 0.25

78 2,3,4,6-Tetrachlorophenol

Concentration: 35.4 ug/l

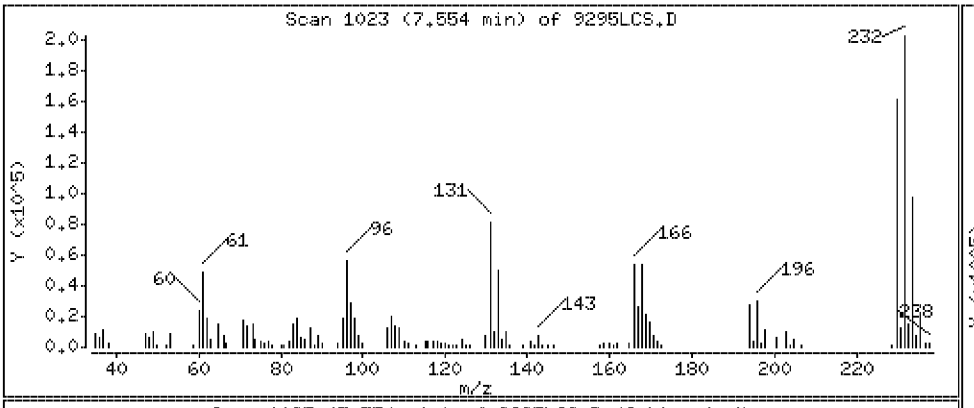

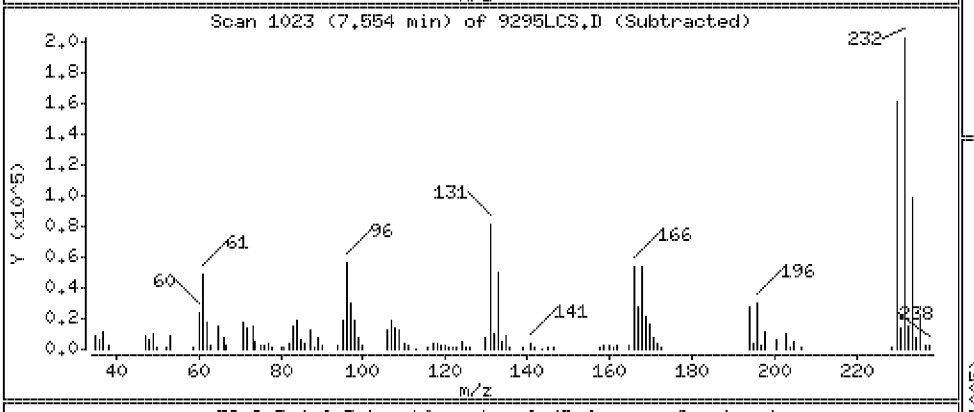

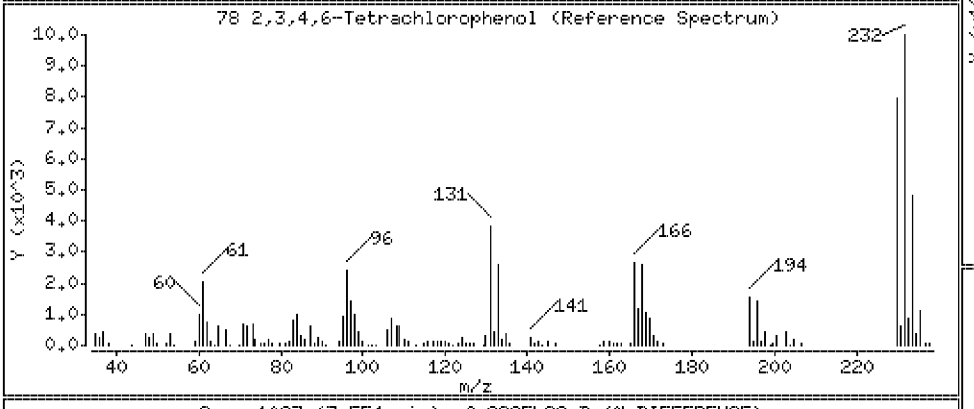

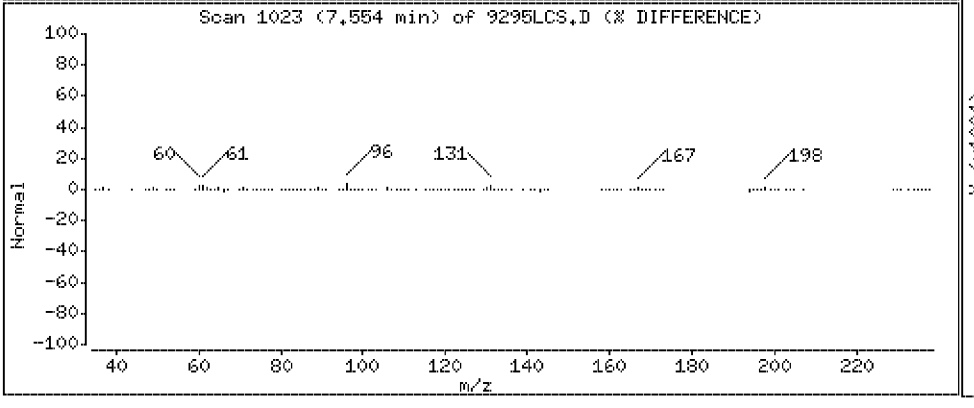

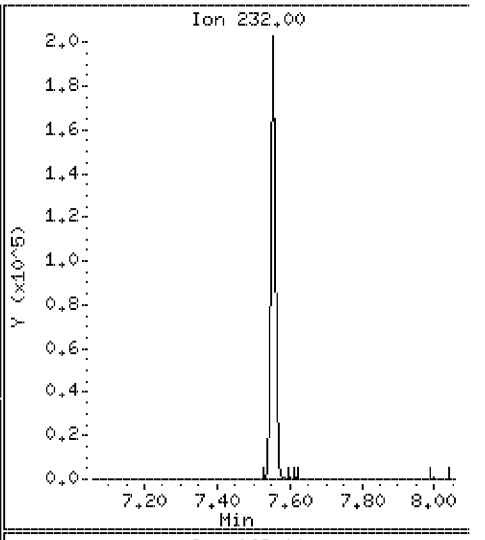

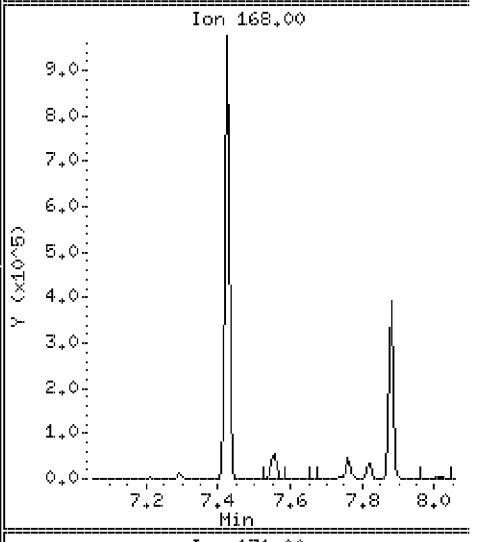

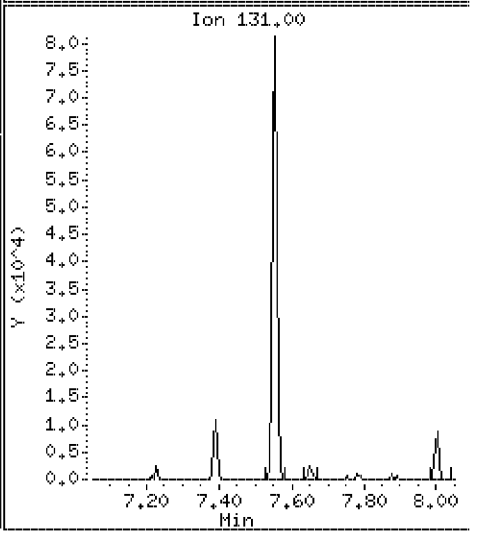

Data File: \\Svecd04\DD\chem\smsd03.i\S305031P.b\9295LCS.D

Date : 03-MAY-2012 17:36

Client ID: 128810LCS

Instrument: smsd03.i

Sample Info: SW128810LCS

Purge Volume: 1000.0

Operator: PEL

Column phase: HPMS-5

Column diameter: 0.25

79 2-Naphthylamine

Concentration: 35.2 ug/l

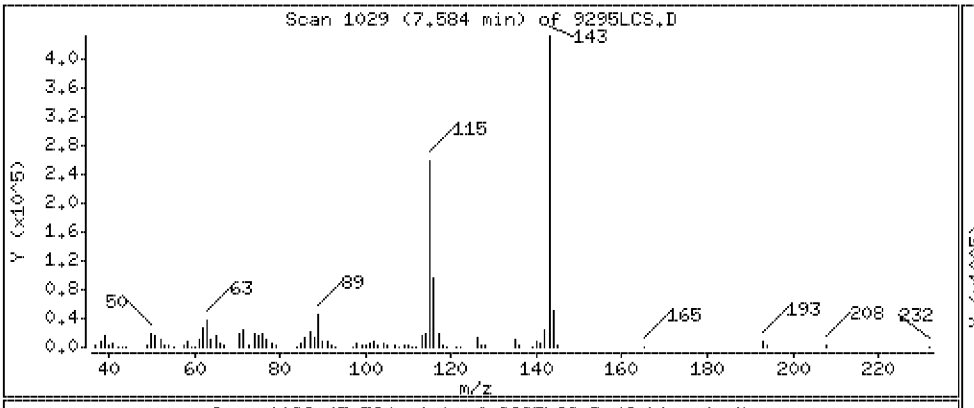

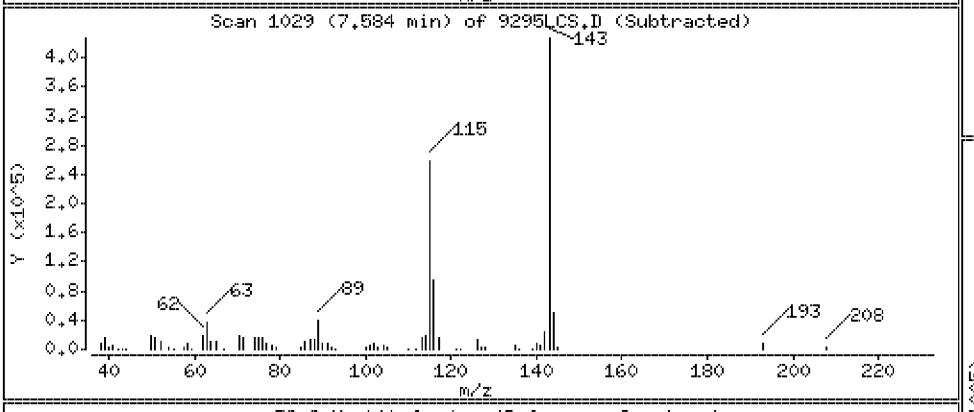

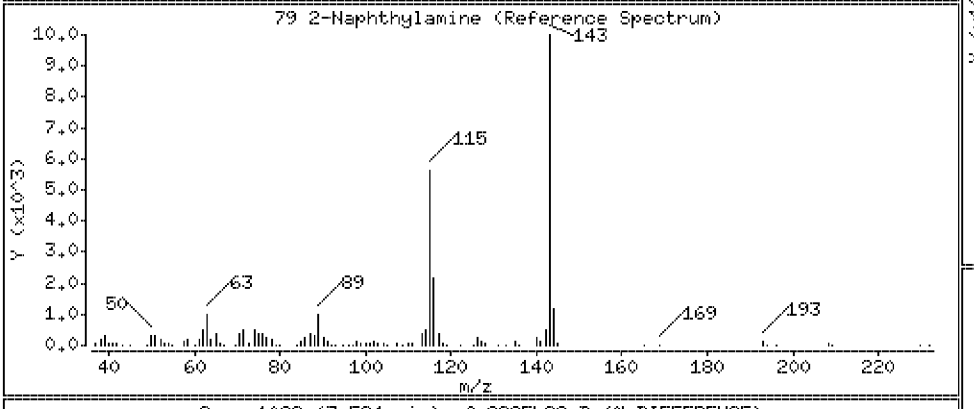

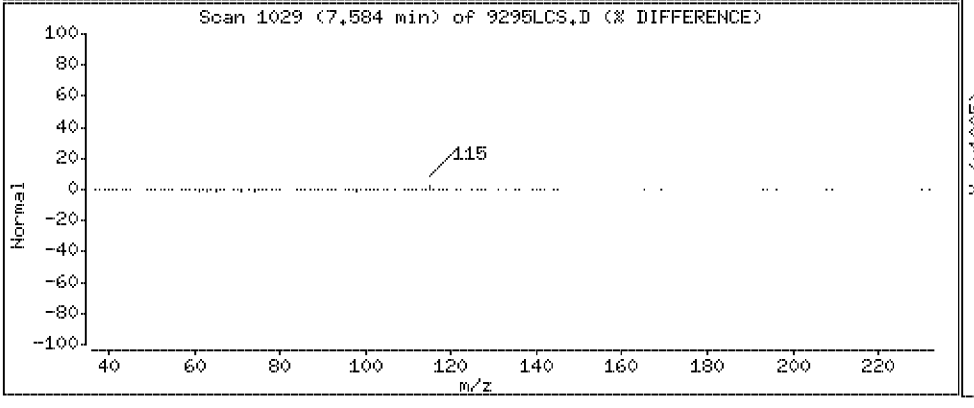

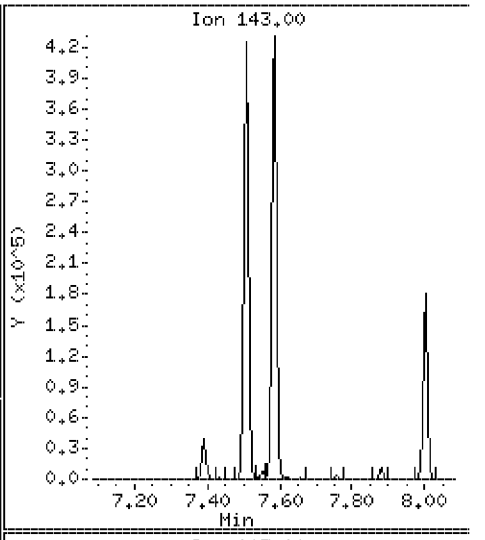

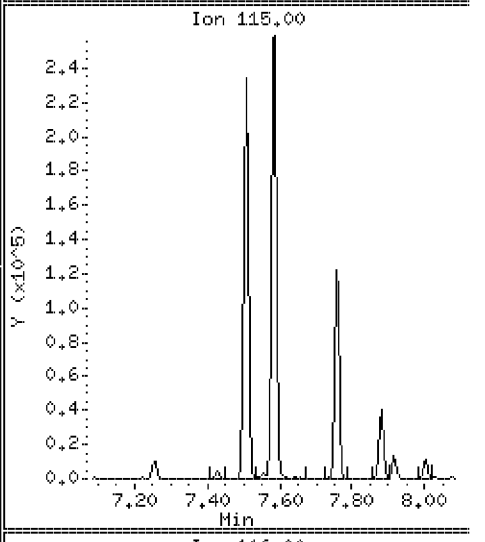

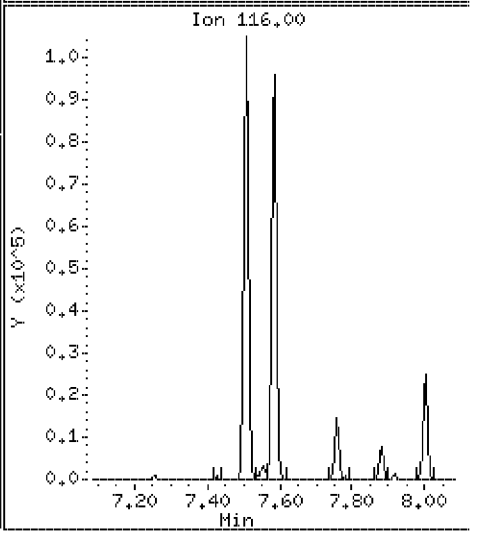

Data File: \\Svecd04\DD\chem\smsd03.i\S305031P.b\9295LCS.D

Date : 03-MAY-2012 17:36

Client ID: 128810LCS

Instrument: smsd03.i

Sample Info: SW128810LCS

Purge Volume: 1000.0

Operator: PEL

Column phase: HPMS-5

Column diameter: 0.25

80 Diethylphthalate

Concentration: 43.9 ug/l

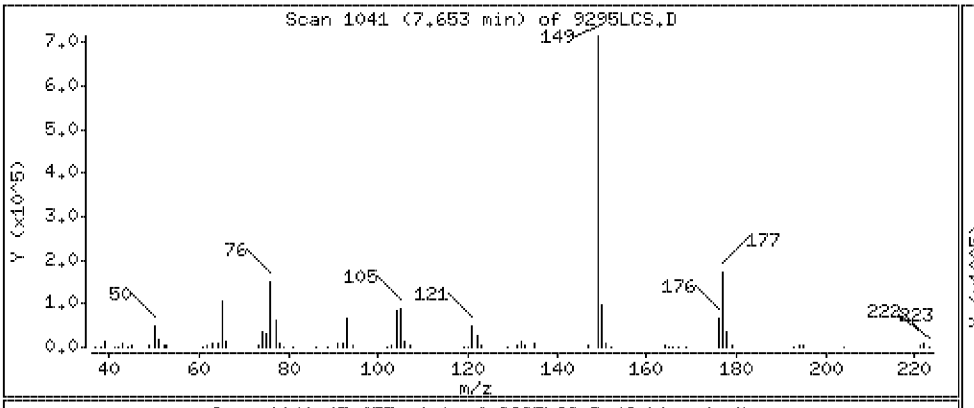

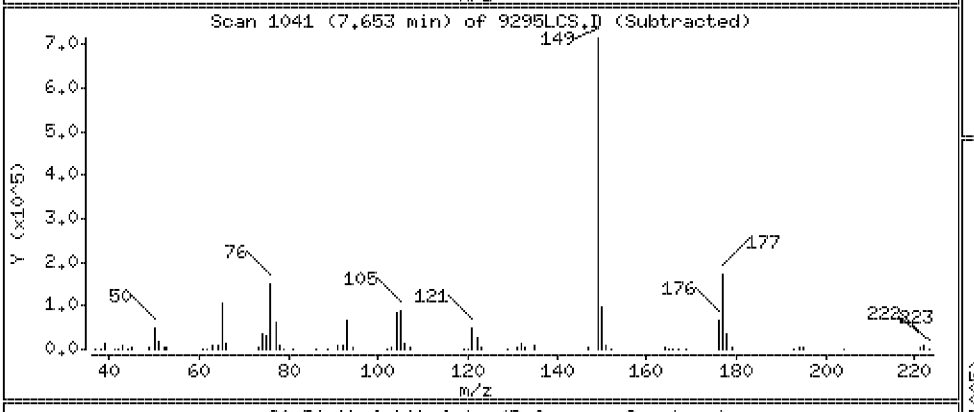

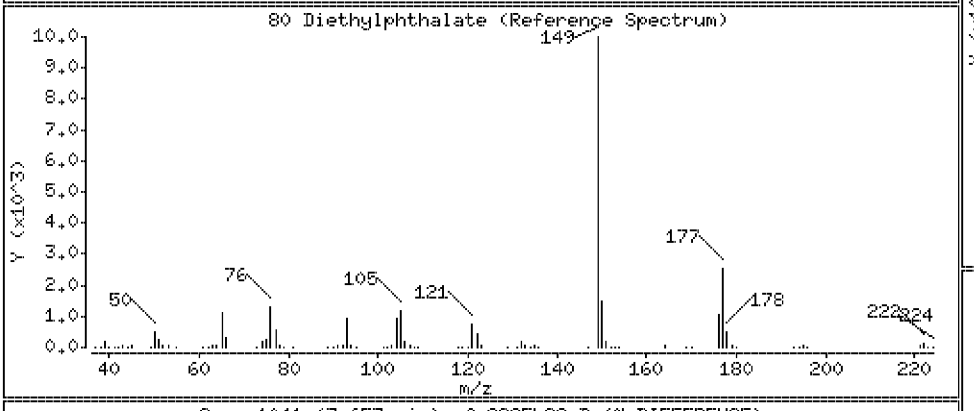

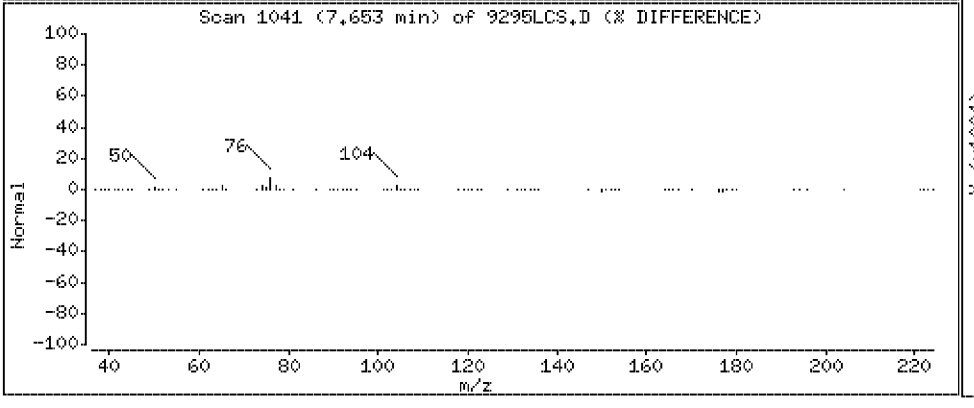

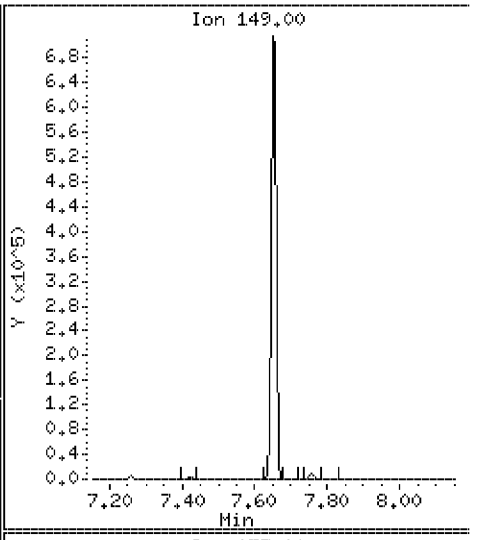

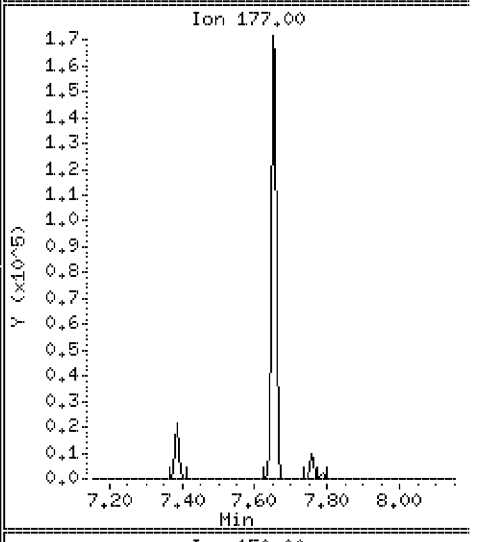

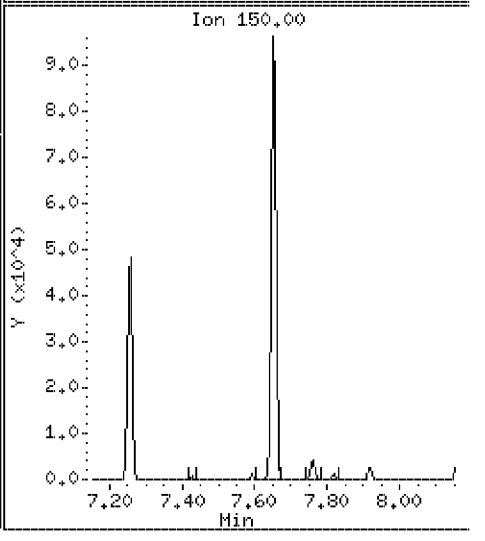

Data File: \\Svecd04\DD\chem\smsd03.i\S305031P.b\9295LCS.D

Date : 03-MAY-2012 17:36

Client ID: 128810LCS

Instrument: smsd03.i

Sample Info: SW128810LCS

Purge Volume: 1000.0

Operator: PEL

Column phase: HPMS-5

Column diameter: 0.25

81 Fluorene

Concentration: 39.4 ug/l

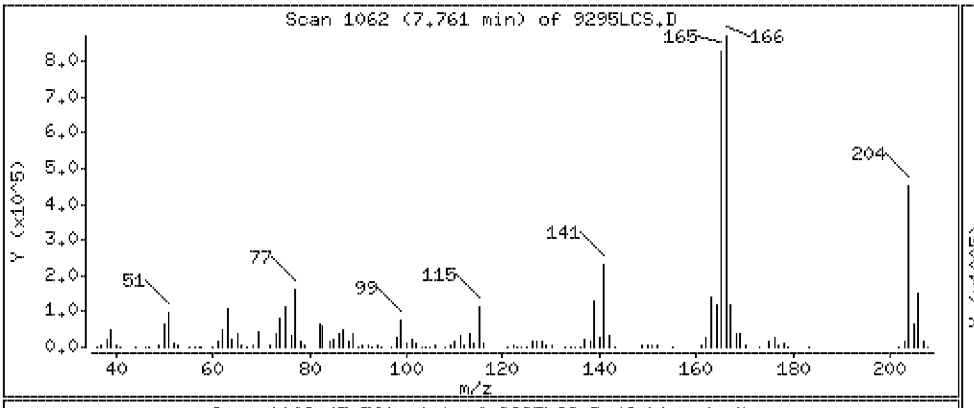

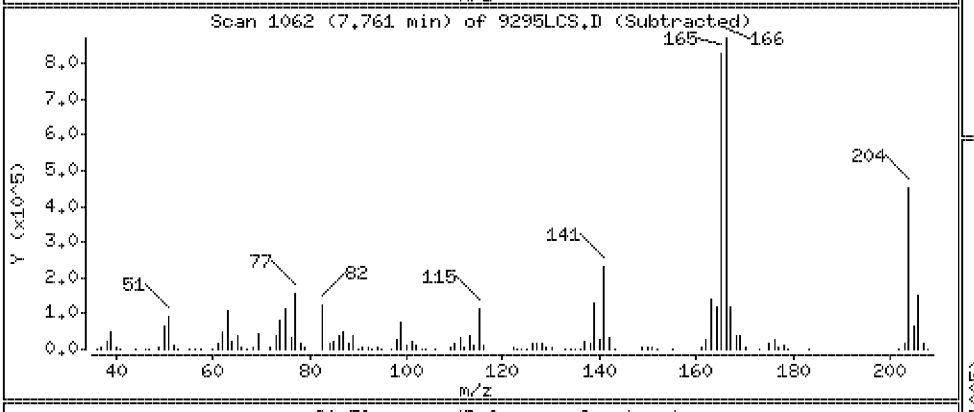

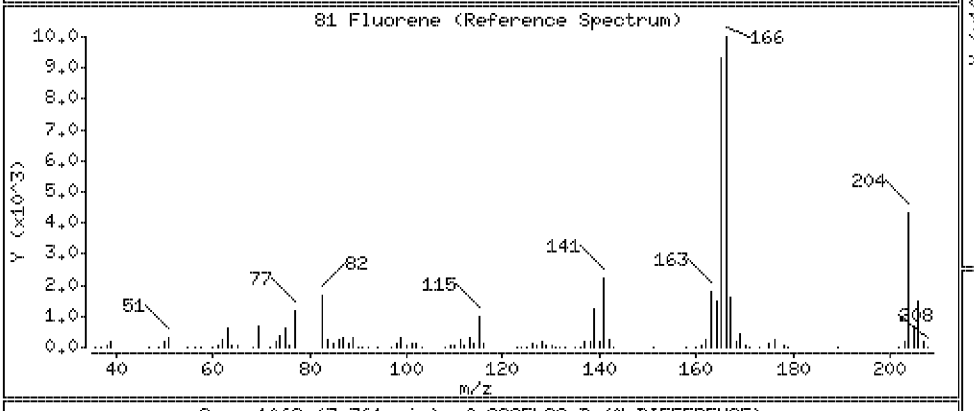

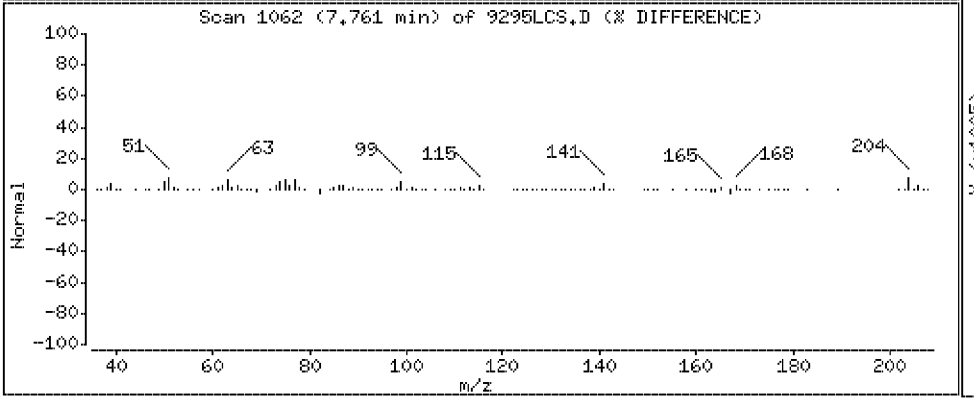

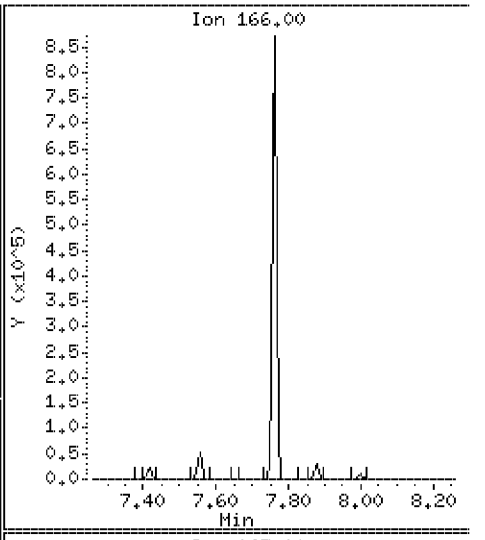

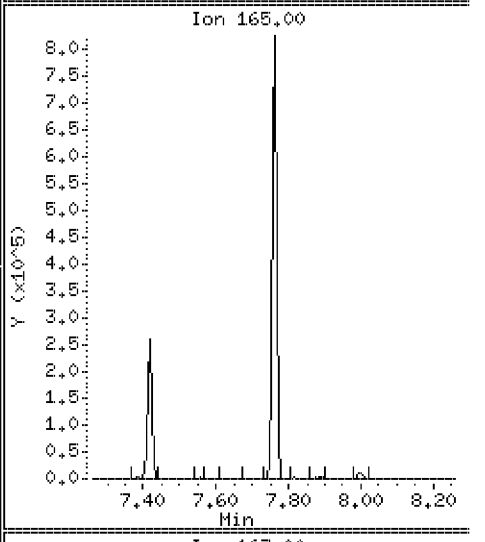

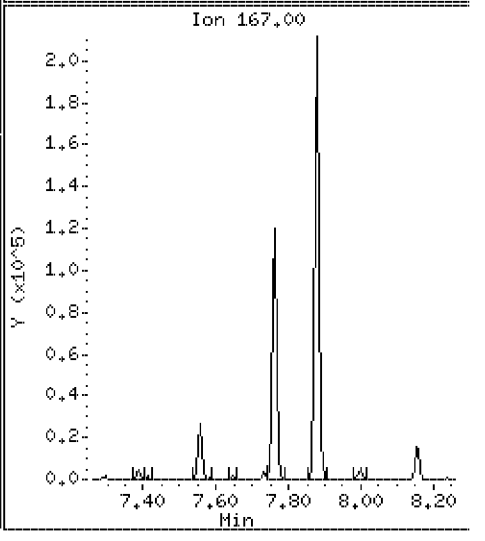

Data File: \\Svecd04\DD\chem\smsd03.i\S305031P.b\9295LCS.D

Date : 03-MAY-2012 17:36

Client ID: 128810LCS

Instrument: smsd03.i

Sample Info: SW128810LCS

Purge Volume: 1000.0

Operator: PEL

Column phase: HPMS-5

Column diameter: 0.25

82 4-Chlorophenyl-phenylether

Concentration: 39.5 ug/l

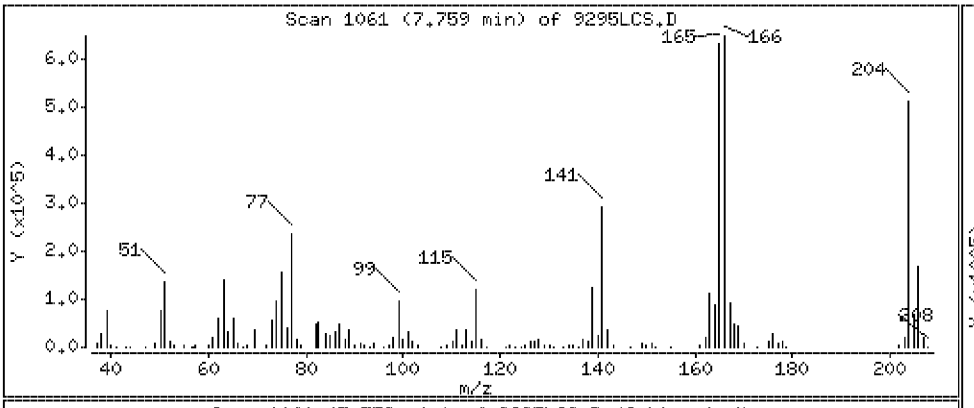

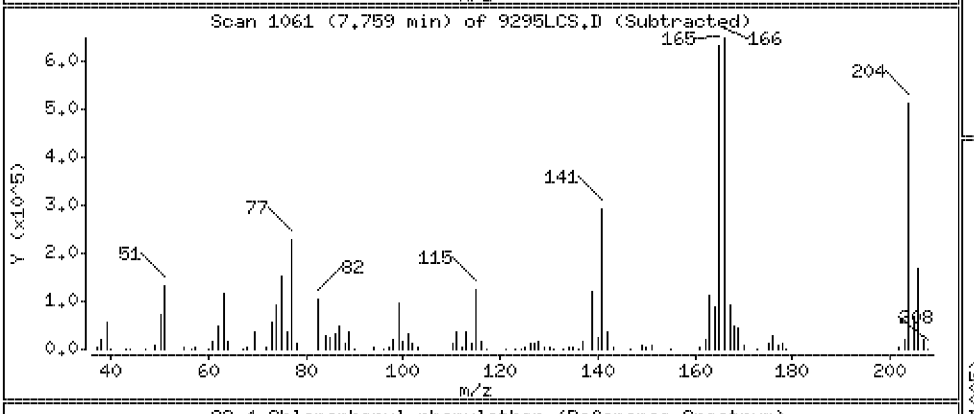

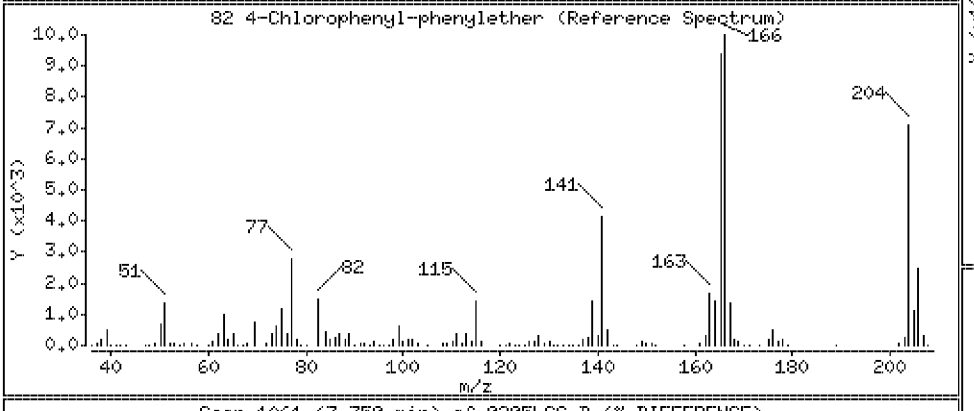

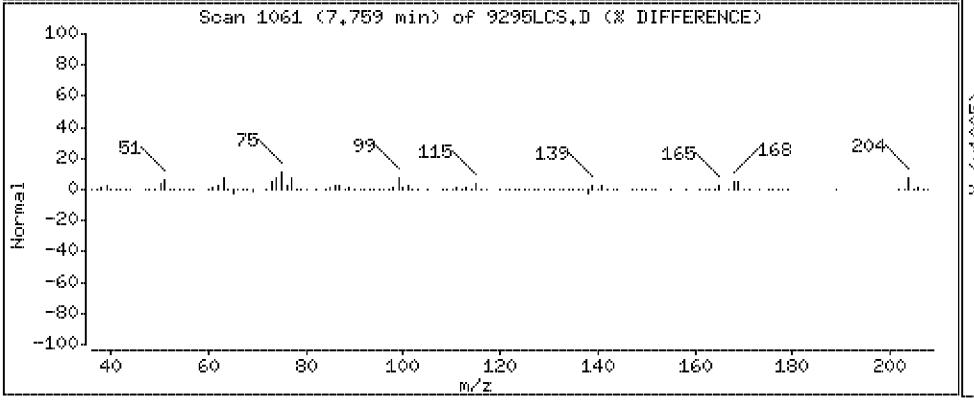

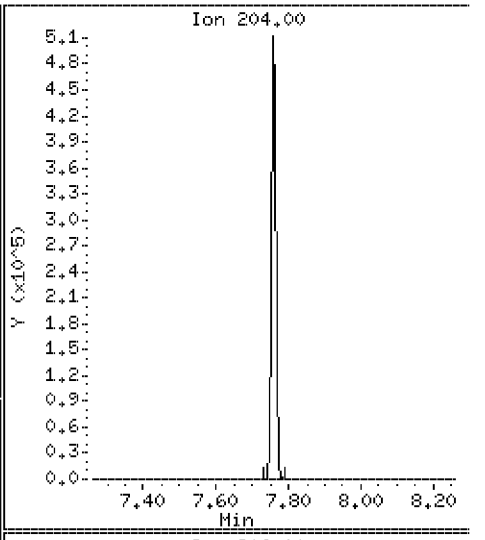

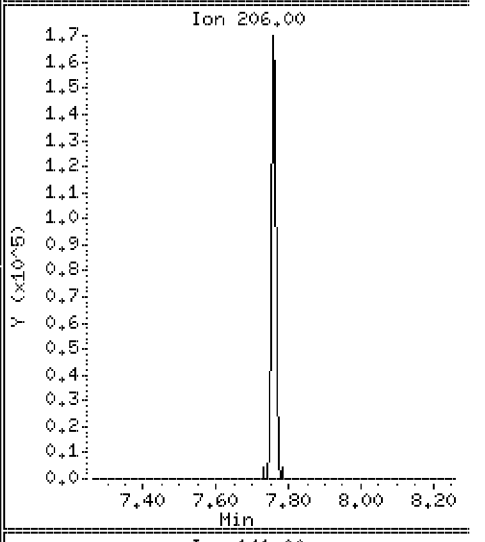

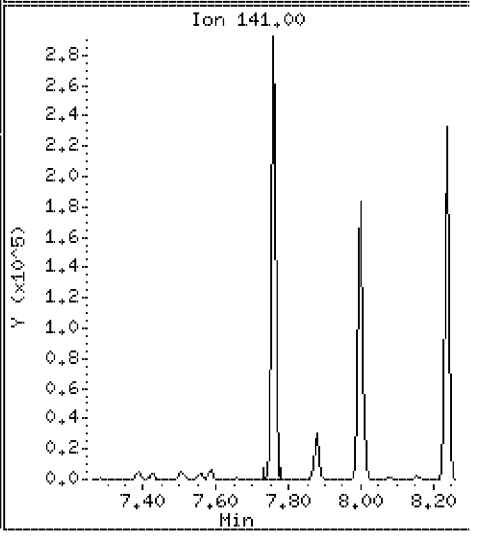

Data File: \\Svecd04\DD\chem\smsd03.i\S305031P.b\9295LCS.D

Date : 03-MAY-2012 17:36

Client ID: 128810LCS

Instrument: smsd03.i

Sample Info: SW128810LCS

Purge Volume: 1000.0

Operator: PEL

Column phase: HPMS-5

Column diameter: 0.25

83 5-Nitro-ortho-toluidine

Concentration: 34.7 ug/l

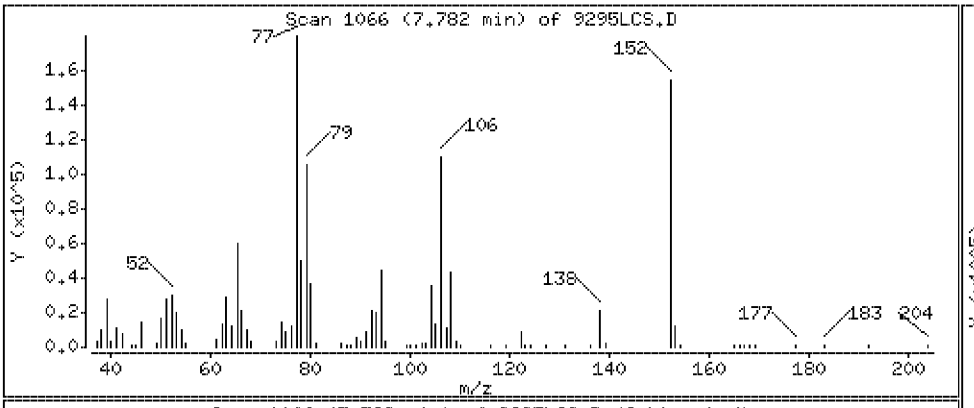

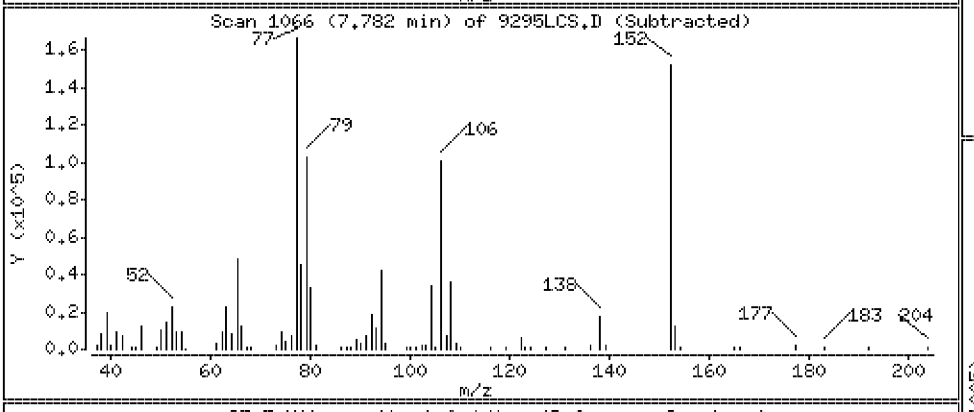

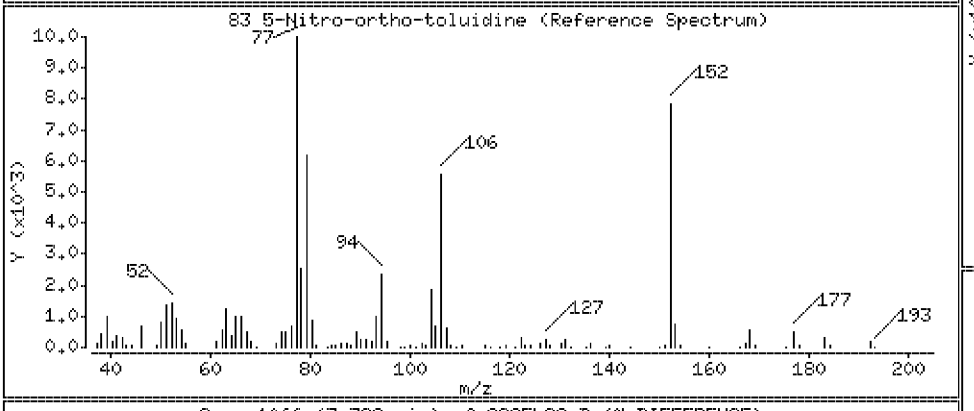

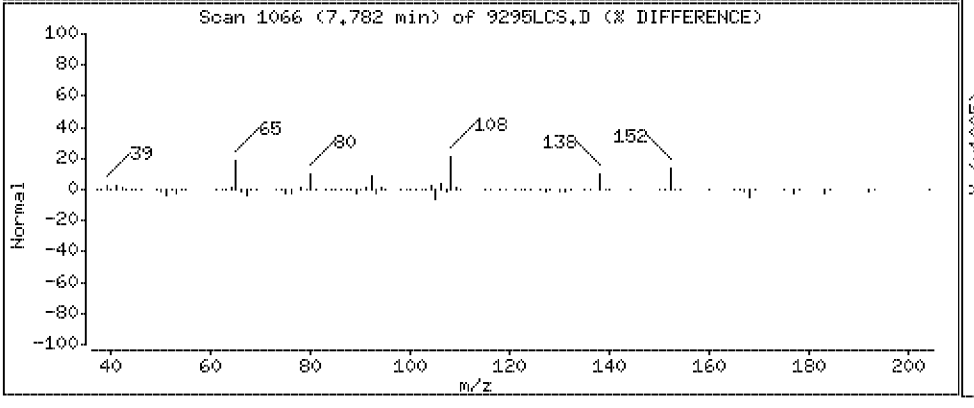

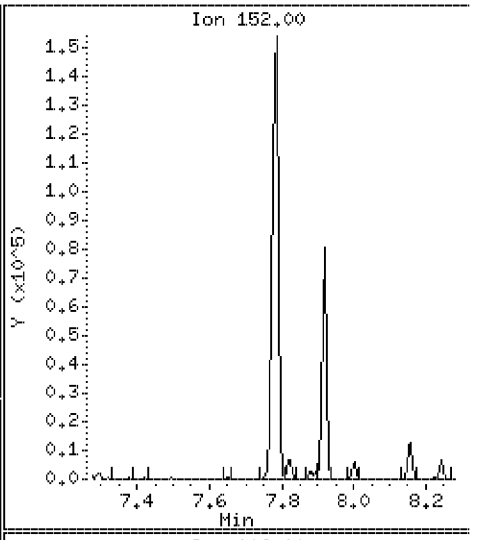

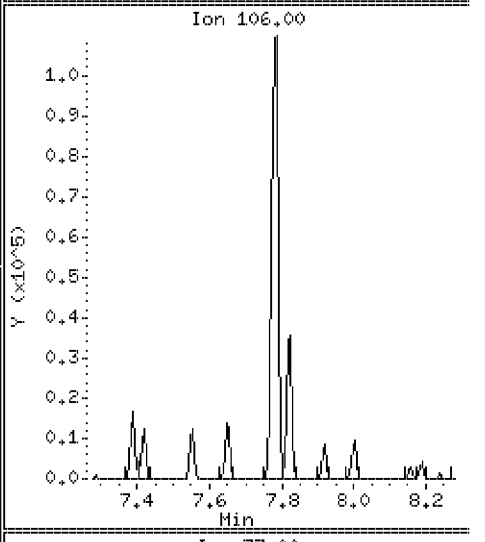

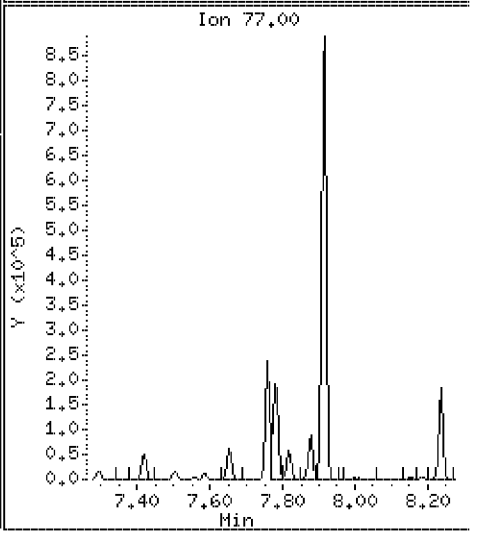

Data File: \\Svecd04\DD\chem\smsd03.i\S305031P.b\9295LCS.D

Date : 03-MAY-2012 17:36

Client ID: 128810LCS

Instrument: smsd03.i

Sample Info: SW128810LCS

Purge Volume: 1000.0

Operator: PEL

Column phase: HPMS-5

Column diameter: 0.25

84 4-Nitroaniline

Concentration: 45.3 ug/l

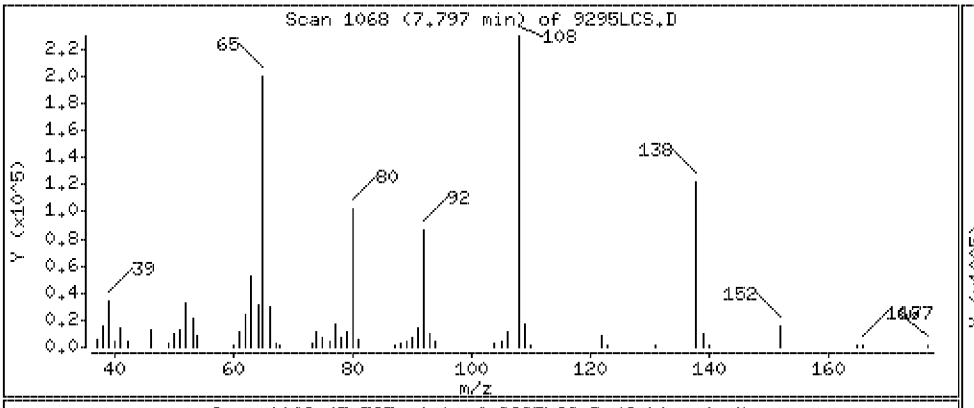

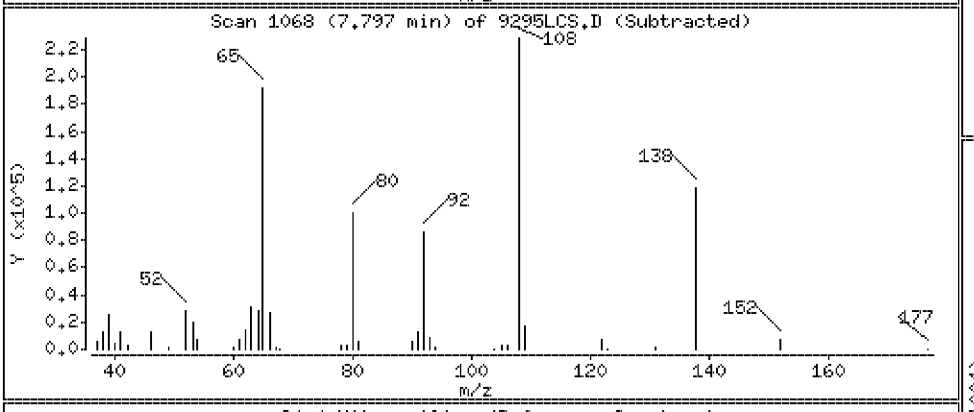

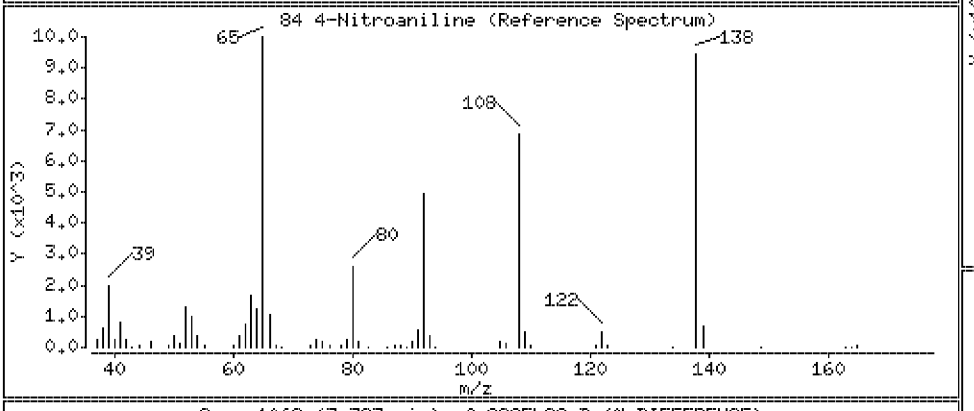

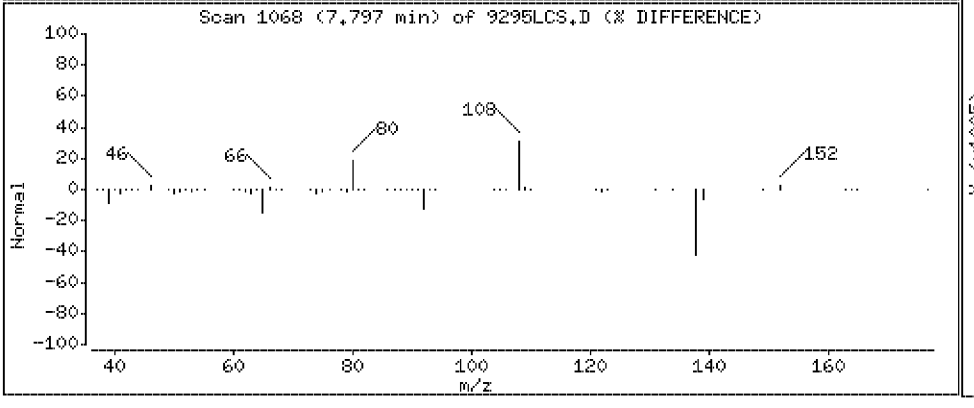

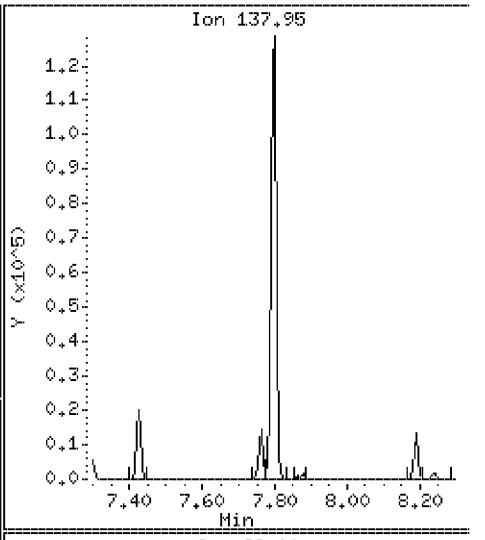

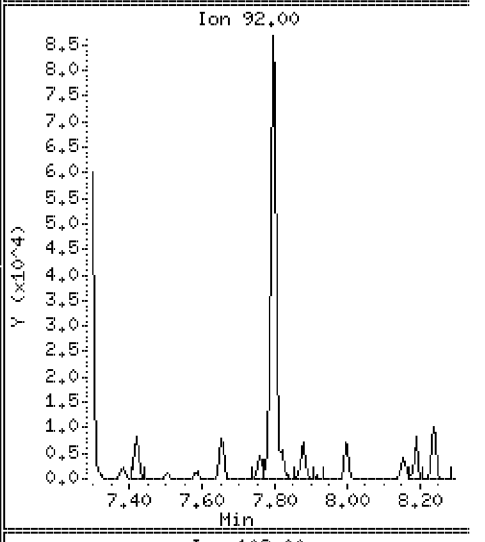

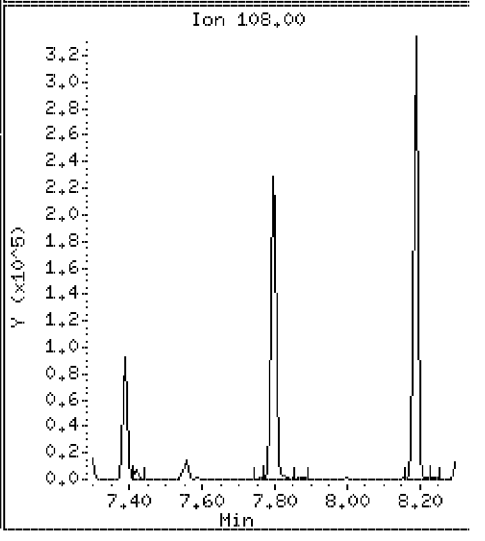

Data File: \\Svecd04\DD\chem\smsd03.i\S305031P.b\9295LCS.D

Date : 03-MAY-2012 17:36

Client ID: 128810LCS

Instrument: smsd03.i

Sample Info: SW128810LCS

Purge Volume: 1000.0

Operator: PEL

Column phase: HPMS-5

Column diameter: 0.25

85 4,6-Dinitro-2-methylphenol

Concentration: 36.5 ug/l

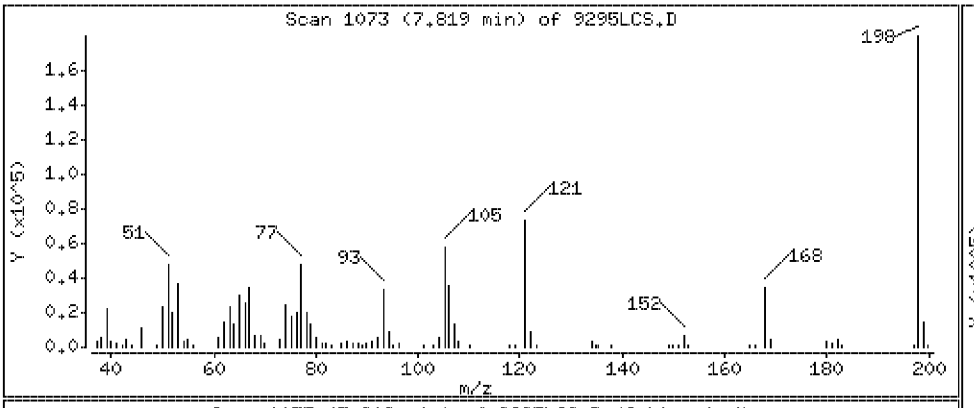

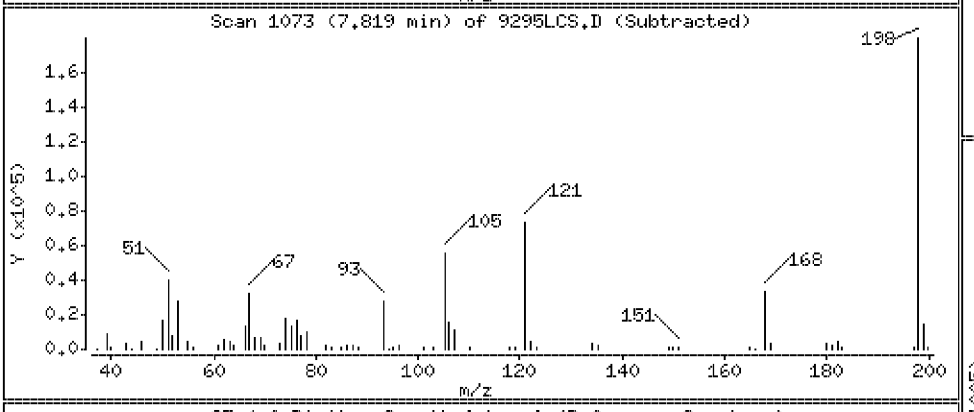

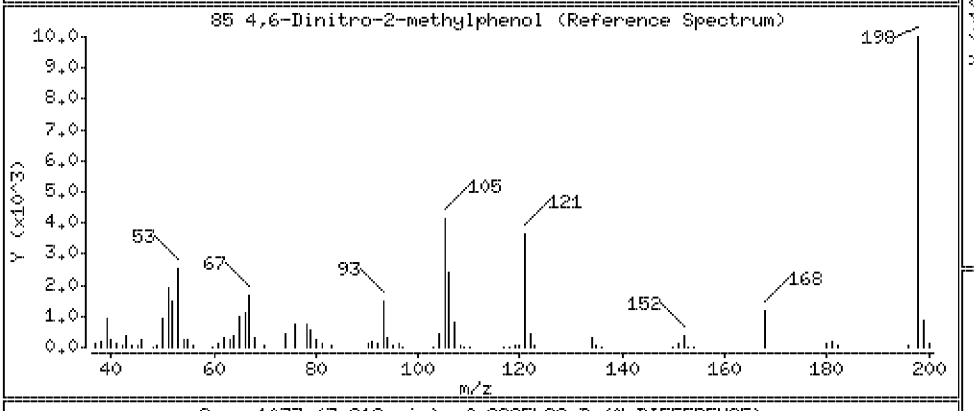

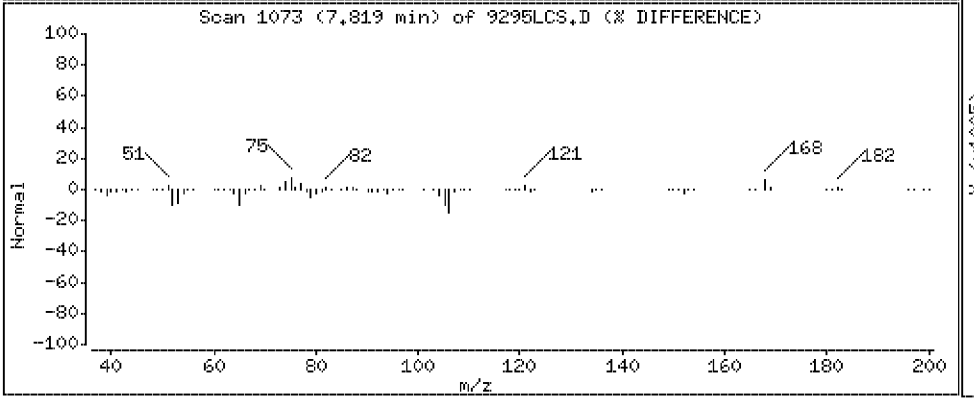

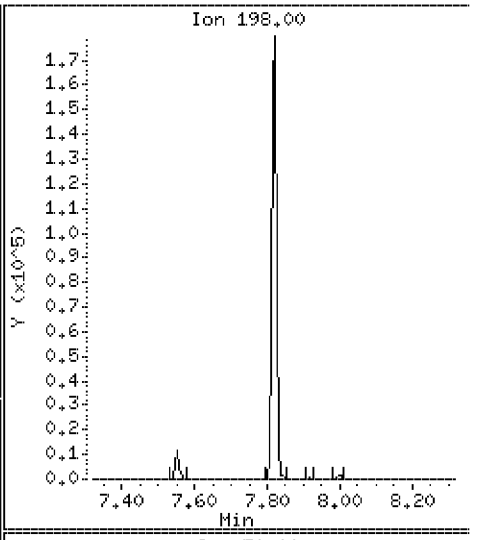

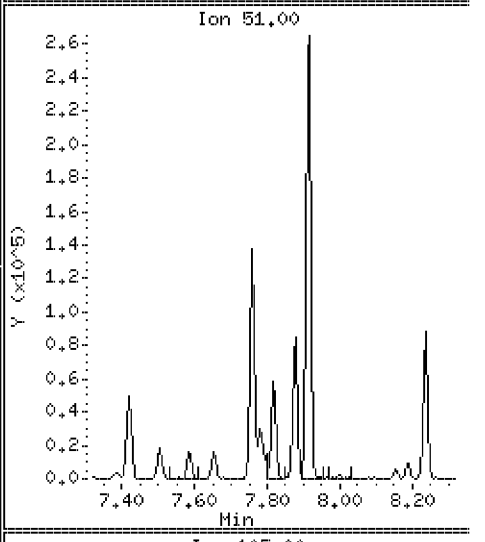

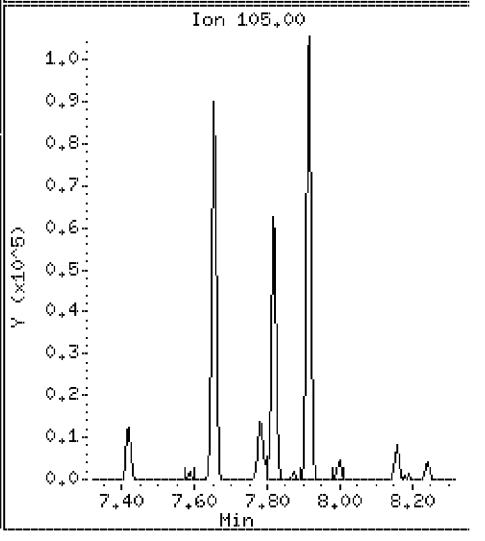

Data File: \\Svecd04\DD\chem\smsd03.i\S305031P.b\9295LCS.D

Date : 03-MAY-2012 17:36

Client ID: 128810LCS

Instrument: smsd03.i

Sample Info: SW128810LCS

Purge Volume: 1000.0

Operator: PEL

Column phase: HPMS-5

Column diameter: 0.25

86 N-Nitrosodiphenylamine

Concentration: 37.8 ug/l

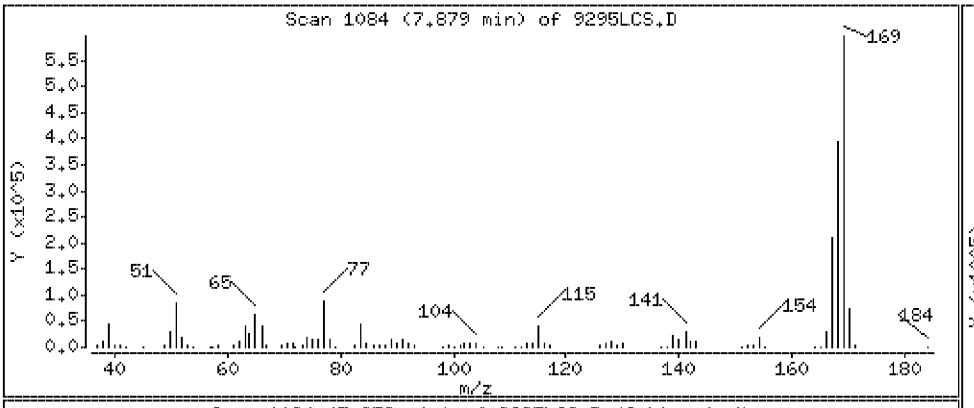

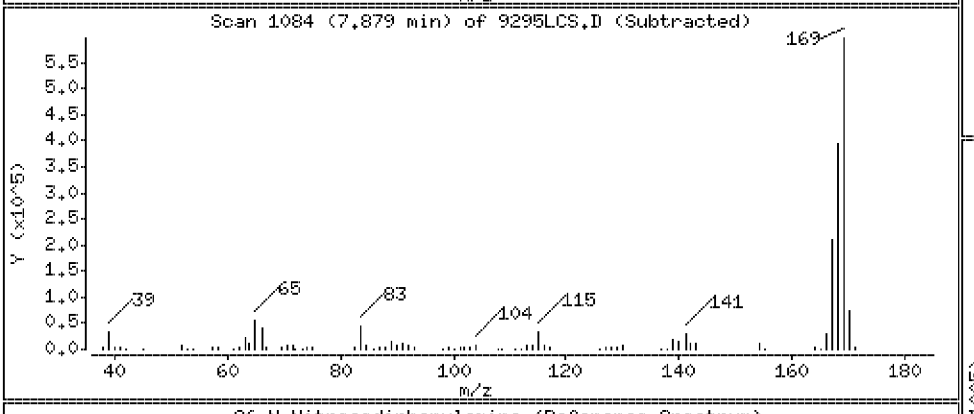

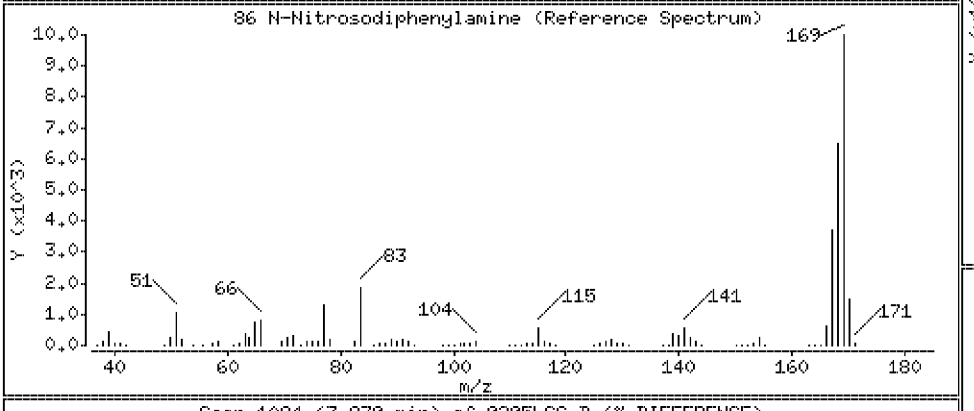

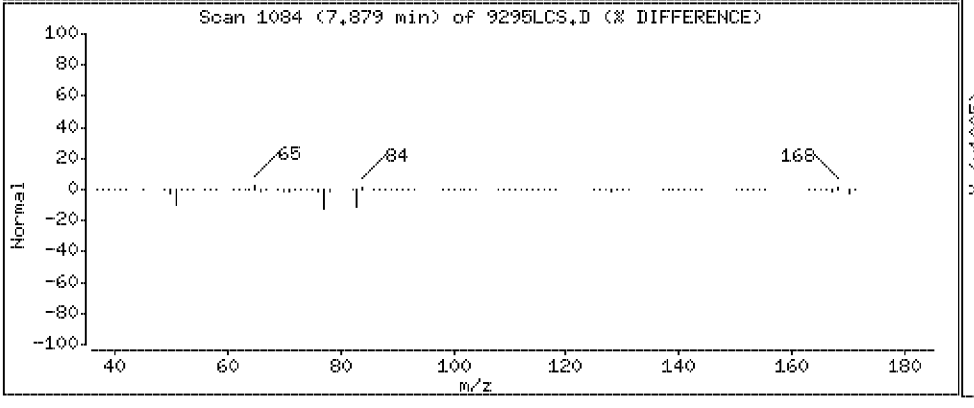

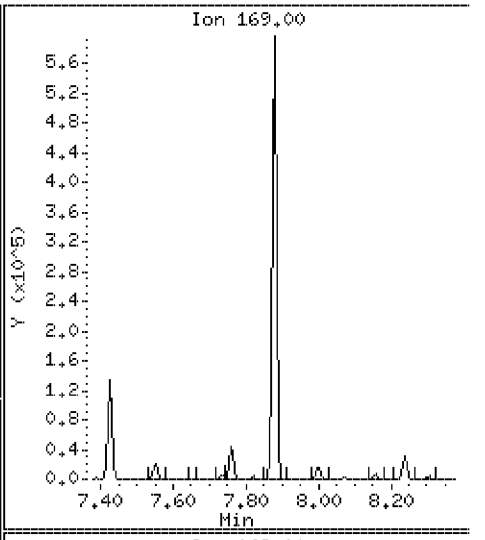

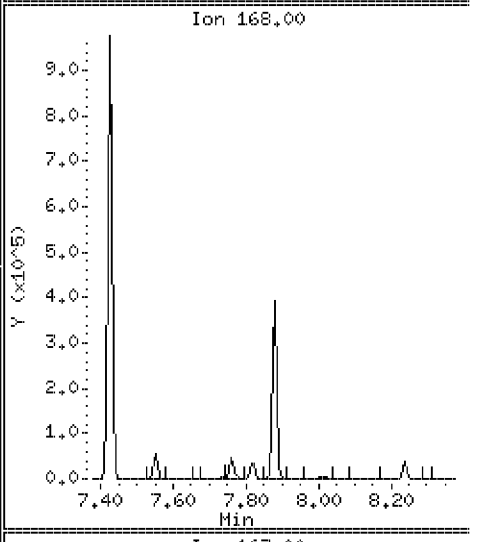

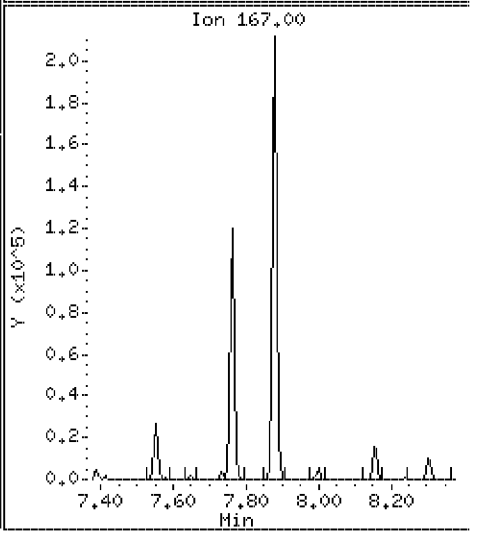

Data File: \\Svecd04\DD\chem\smsd03.i\S305031P.b\9295LCS.D

Date : 03-MAY-2012 17:36

Client ID: 128810LCS

Instrument: smsd03.i

Sample Info: SW128810LCS

Purge Volume: 1000.0

Operator: PEL

Column phase: HPMS-5

Column diameter: 0.25

87 1,2-Diphenylhydrazine

Concentration: 45.6 ug/l

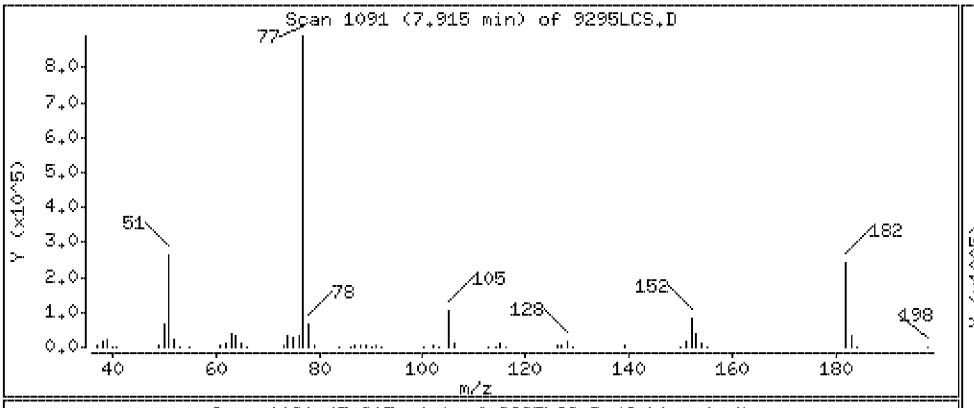

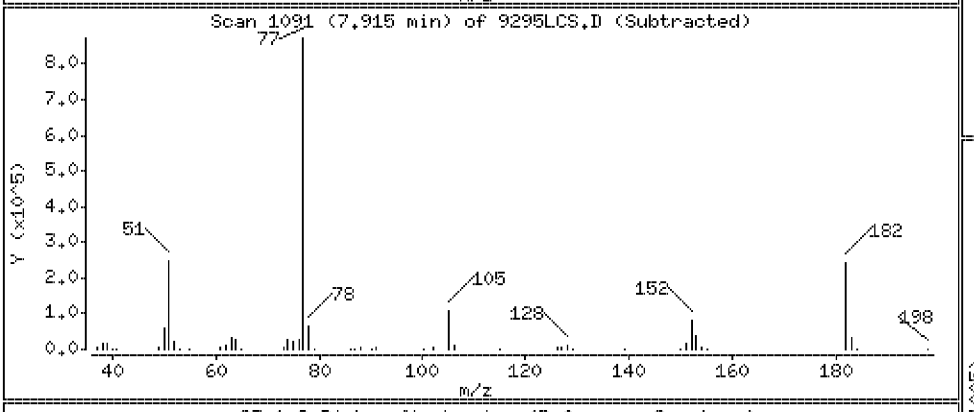

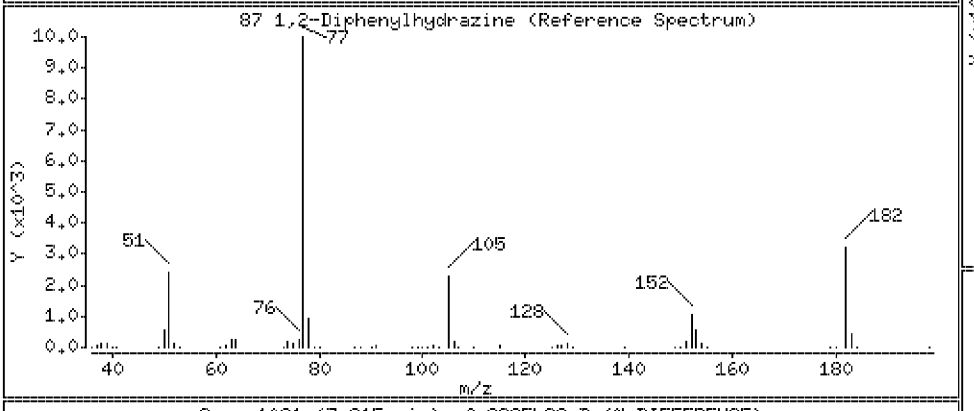

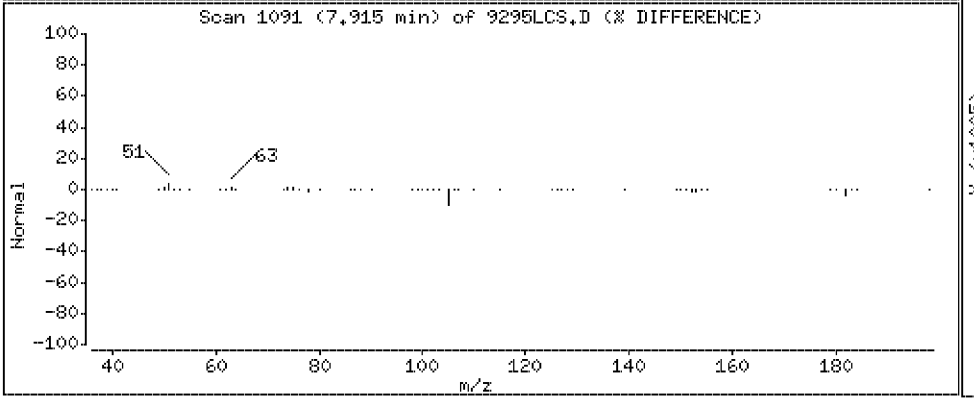

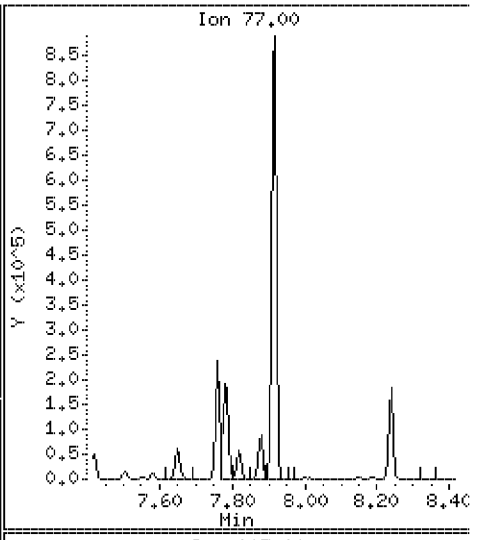

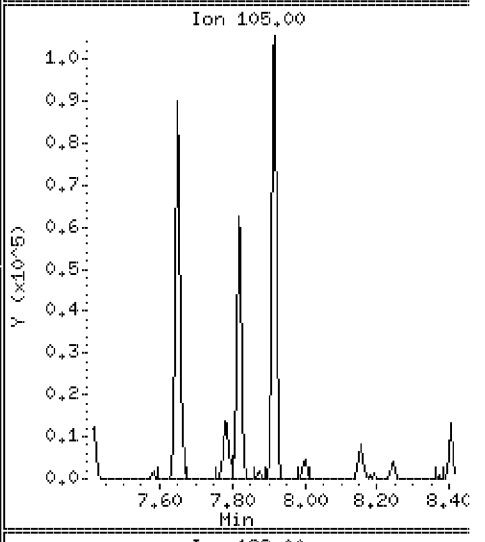

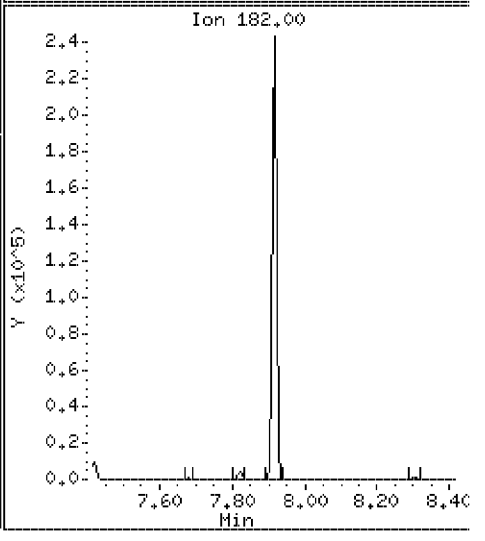

Data File: \\Svecd04\DD\chem\smsd03.i\S305031P.b\9295LCS.D

Date : 03-MAY-2012 17:36

Client ID: 128810LCS

Instrument: smsd03.i

Sample Info: SW128810LCS

Purge Volume: 1000.0

Operator: PEL

Column phase: HPMS-5

Column diameter: 0.25

89 Diallate

Concentration: 34.4 ug/l

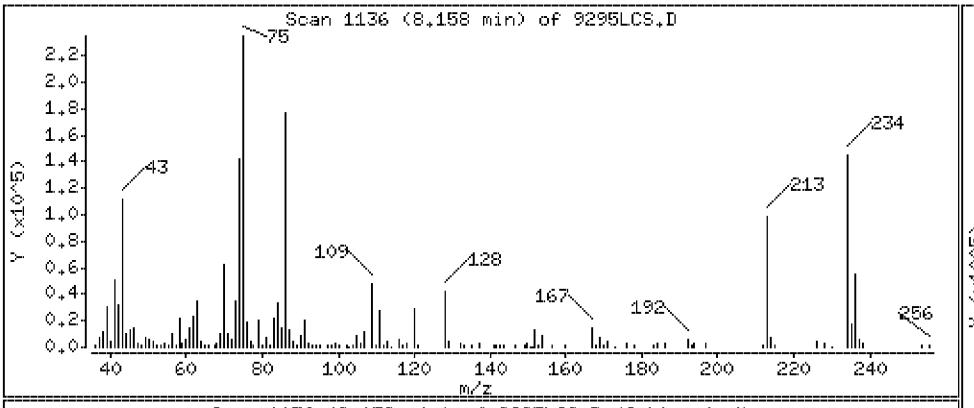

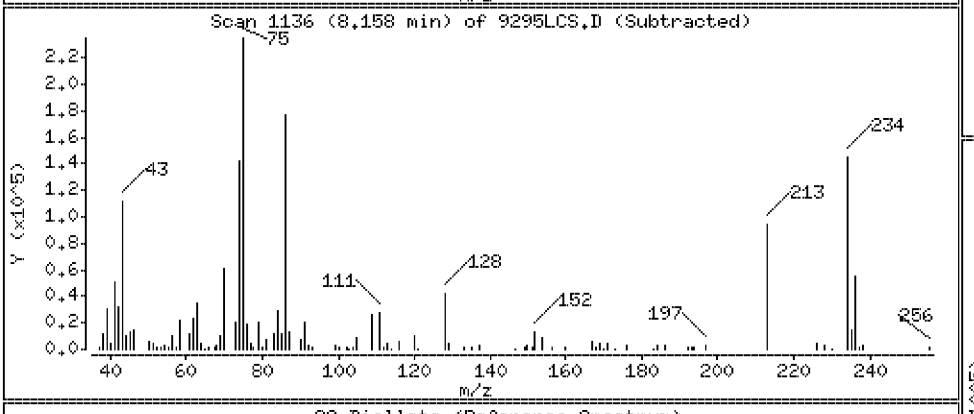

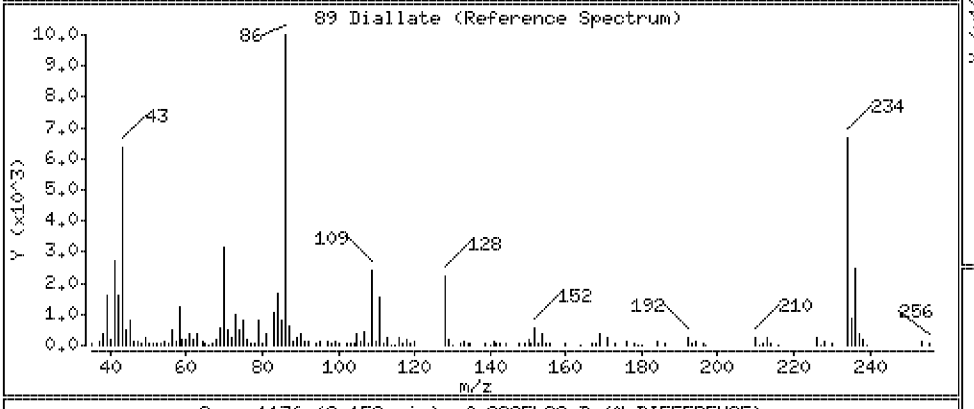

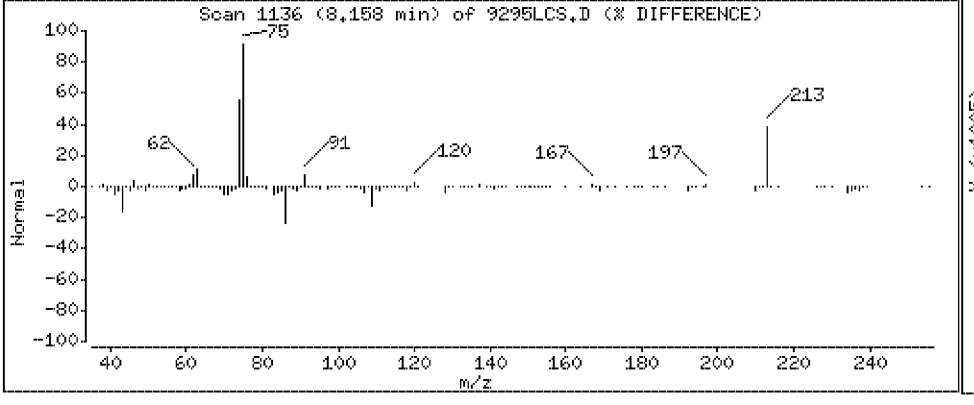

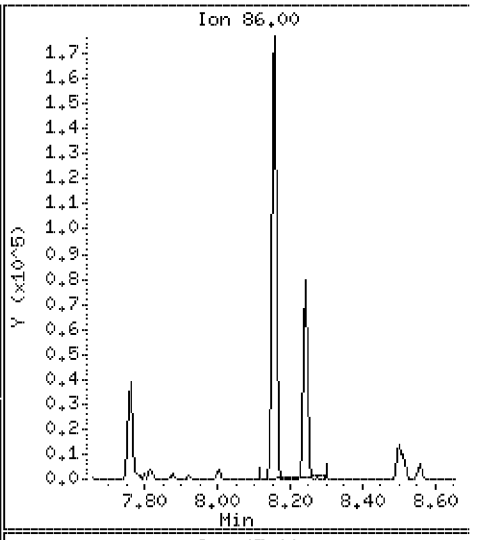

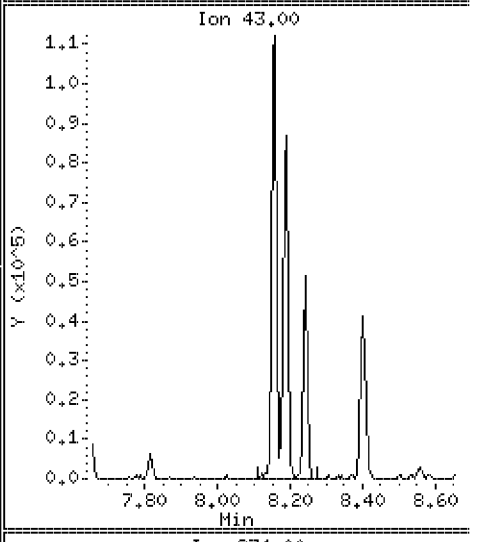

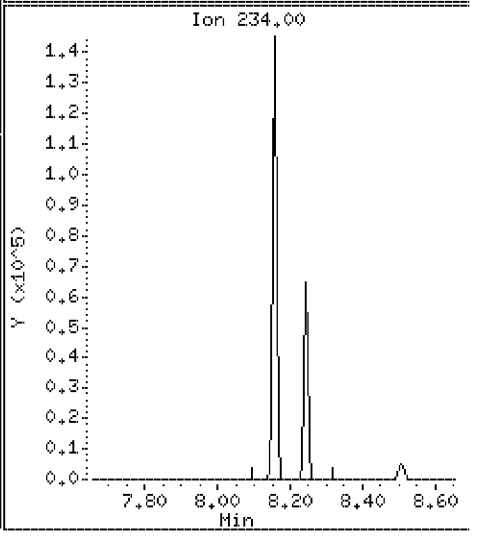

Data File: \\Svecd04\DD\chem\smsd03.i\S305031P.b\9295LCS.D

Date : 03-MAY-2012 17:36

Client ID: 128810LCS

Instrument: smsd03.i

Sample Info: SW128810LCS

Purge Volume: 1000.0

Operator: PEL

Column phase: HPMS-5

Column diameter: 0.25

90 1,3,5-Trinitrobenzene

Concentration: 23.7 ug/l

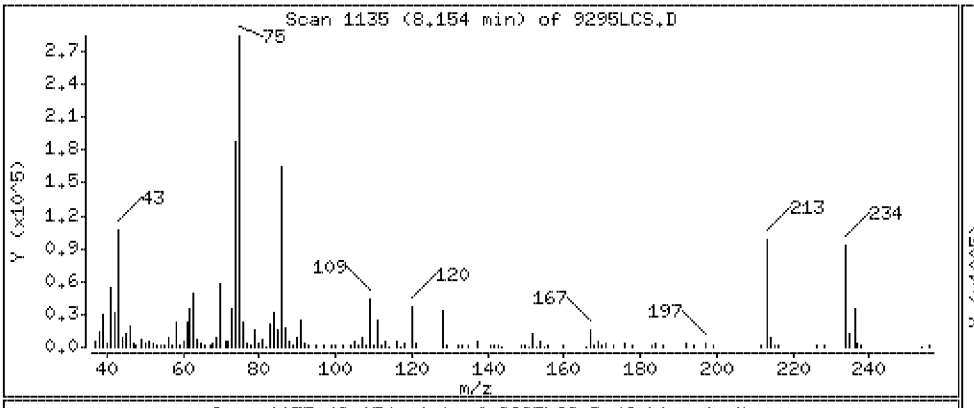

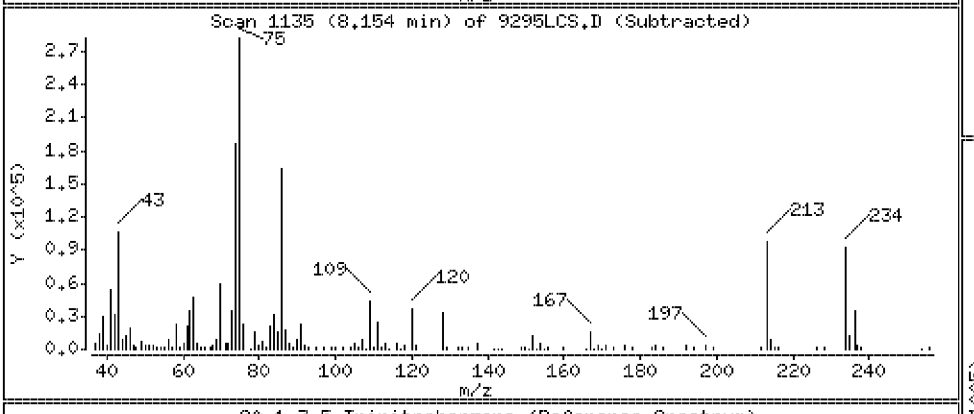

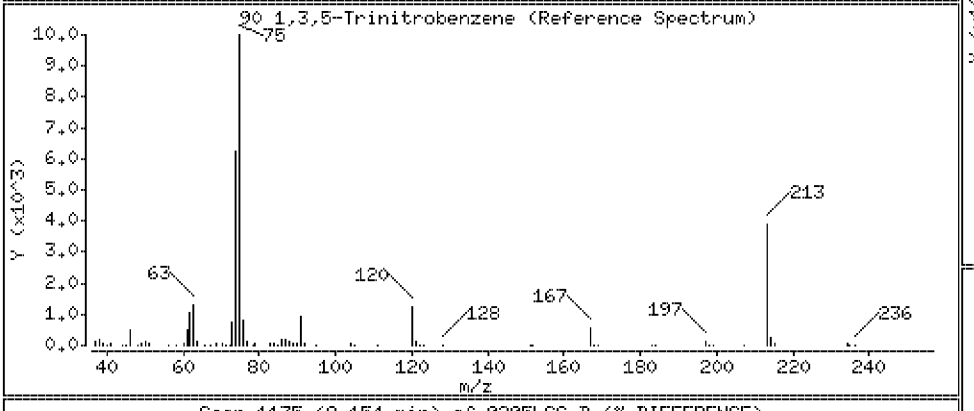

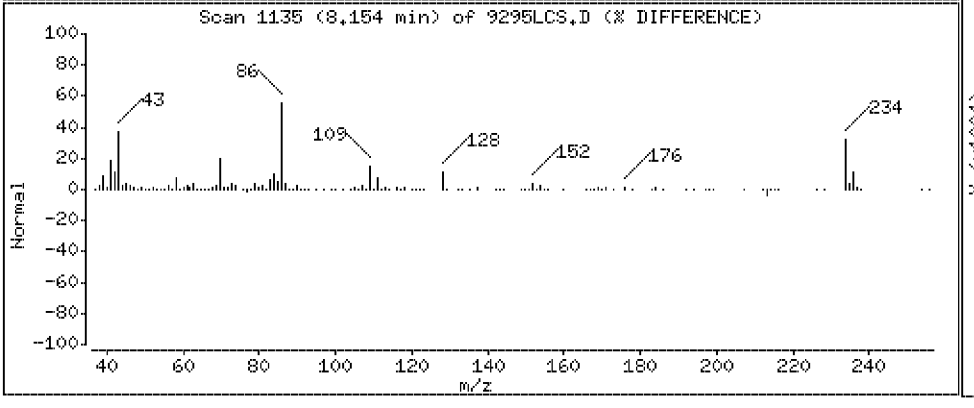

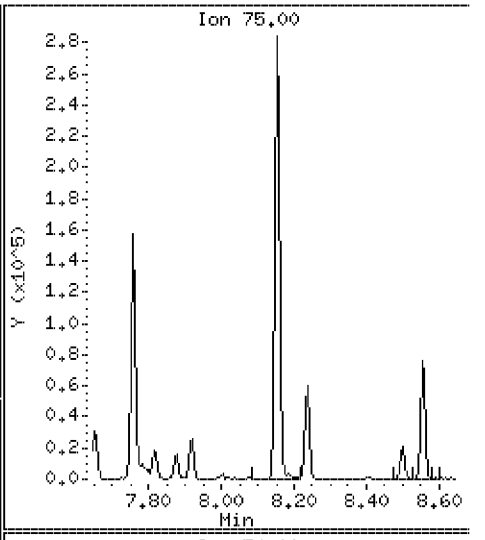

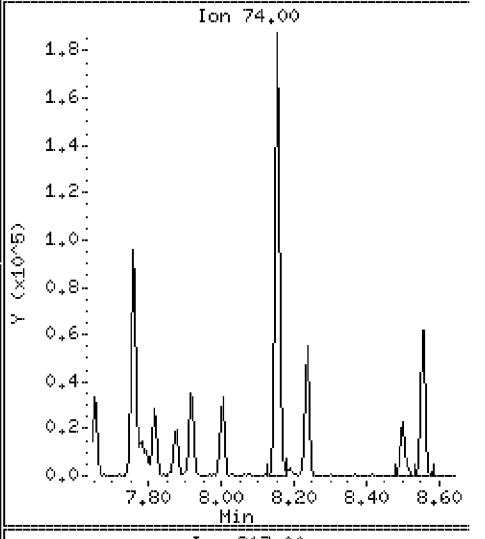

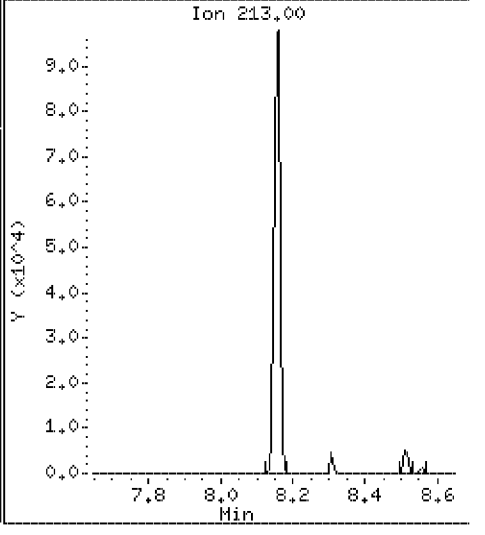

Data File: \\Svecd04\DD\chem\smsd03.i\S305031P.b\9295LCS.D

Date : 03-MAY-2012 17:36

Client ID: 128810LCS

Instrument: smsd03.i

Sample Info: SW128810LCS

Purge Volume: 1000.0

Operator: PEL

Column phase: HPMS-5

Column diameter: 0.25

91 p-Phenylenediamine

Concentration: 36.9 ug/l

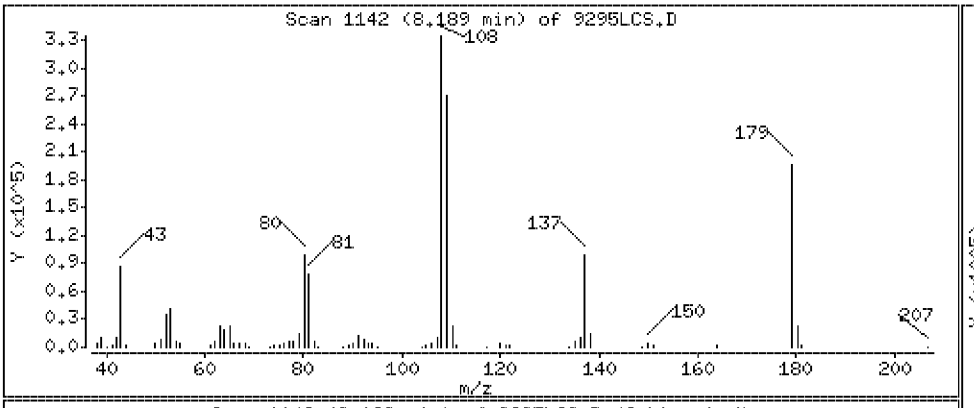

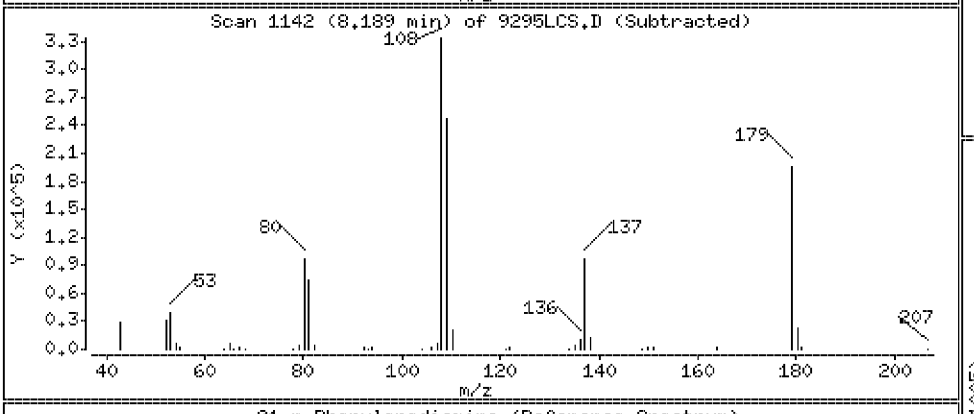

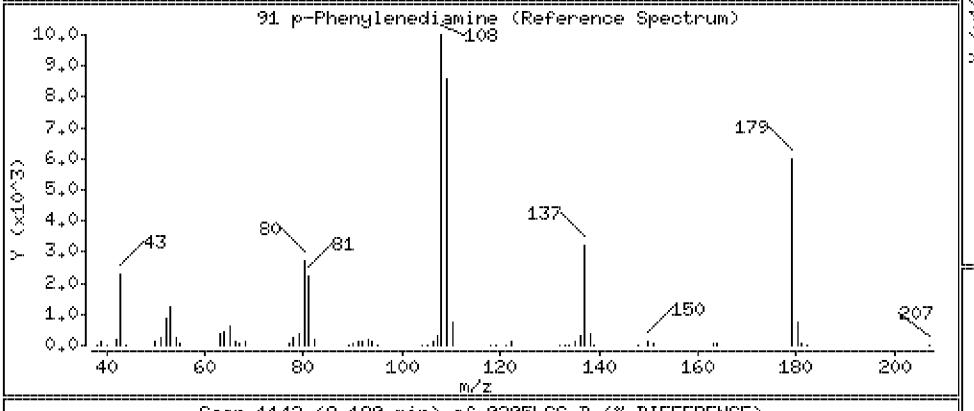

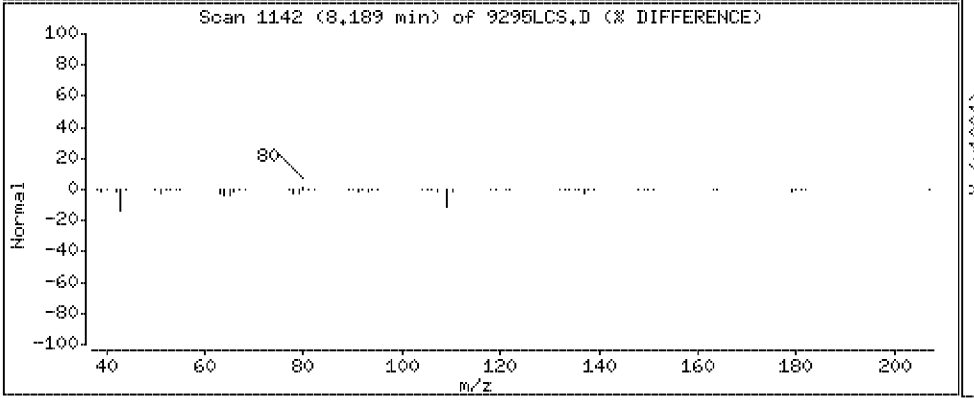

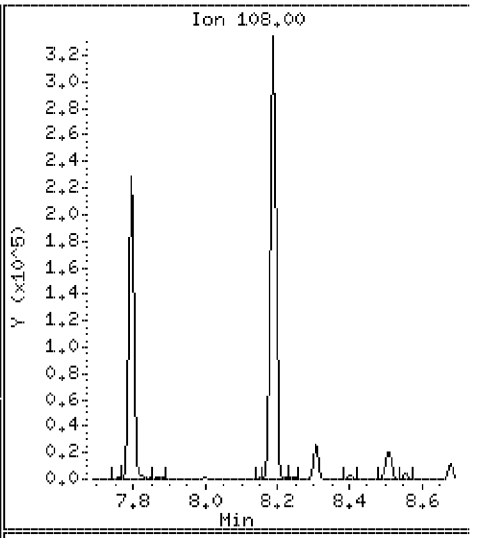

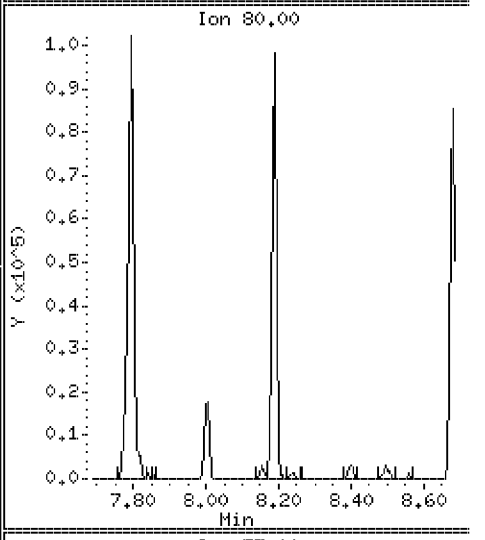

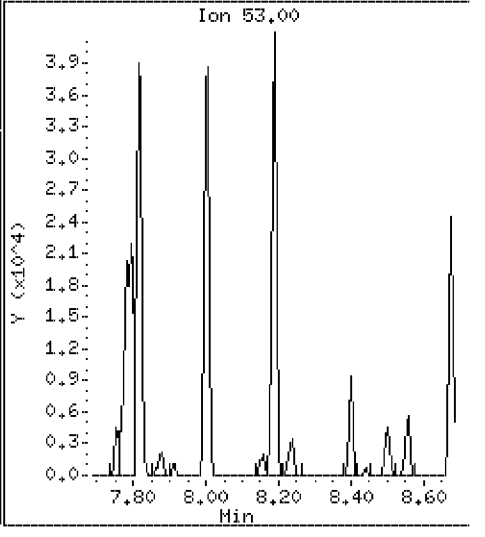

Data File: \\Svecd04\DD\chem\smsd03.i\S305031P.b\9295LCS.D

Date : 03-MAY-2012 17:36

Client ID: 128810LCS

Instrument: smsd03.i

Sample Info: SW128810LCS

Purge Volume: 1000.0

Operator: PEL

Column phase: HPMS-5

Column diameter: 0.25

92 Phenacetin

Concentration: 33.5 ug/l

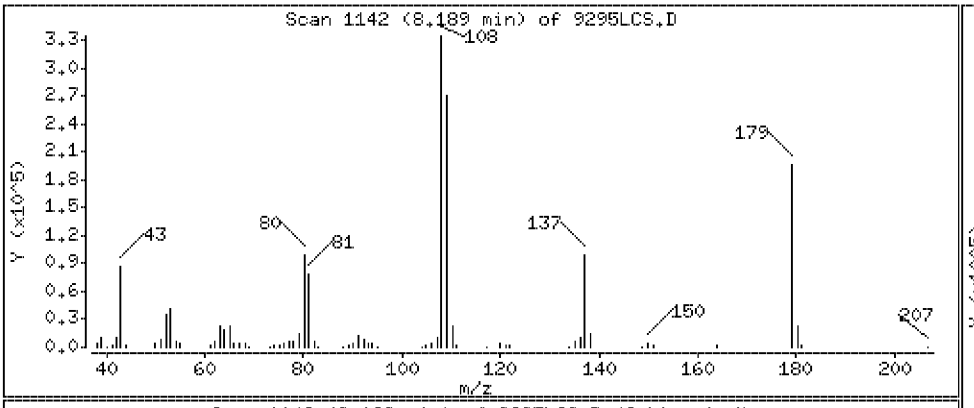

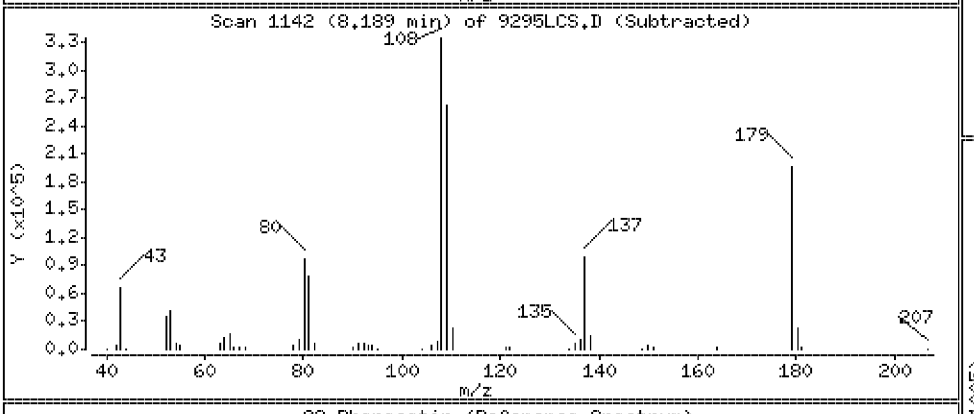

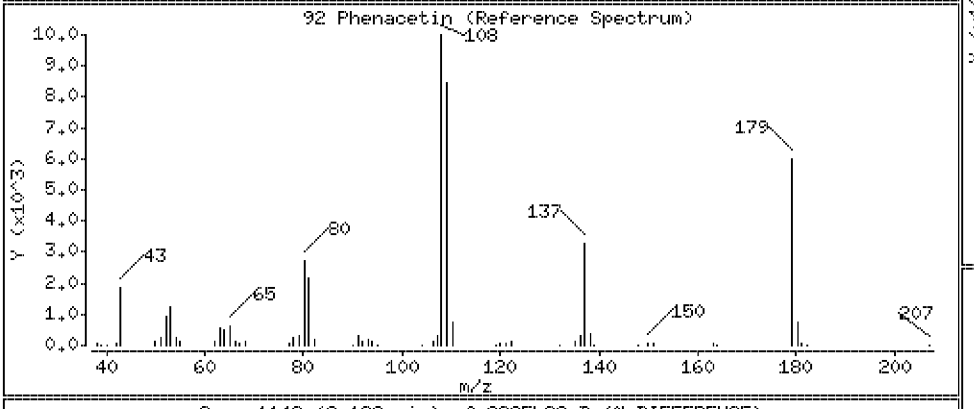

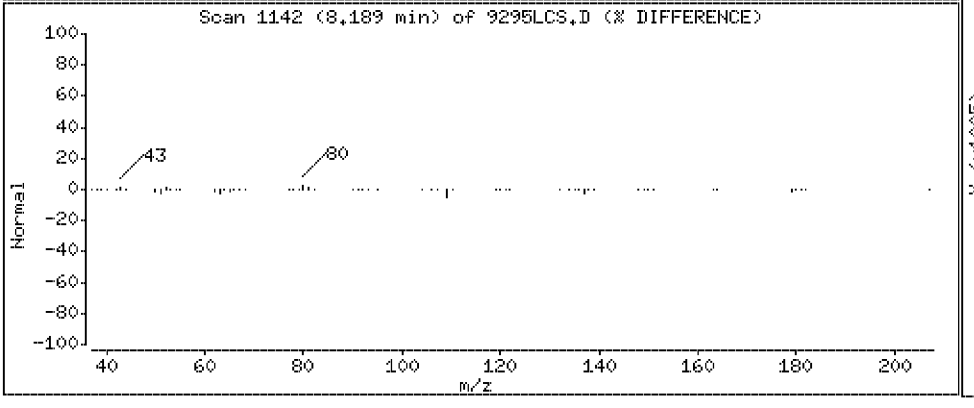

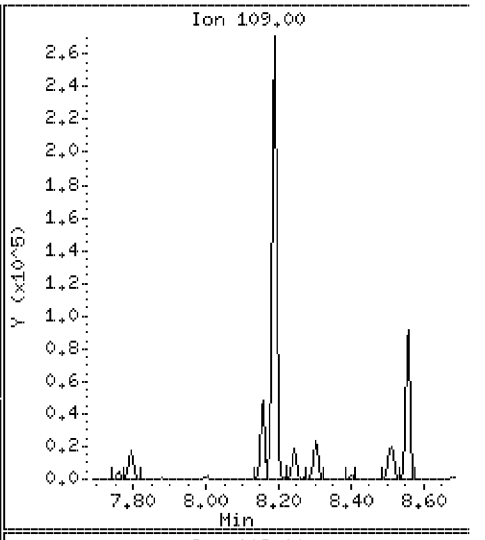

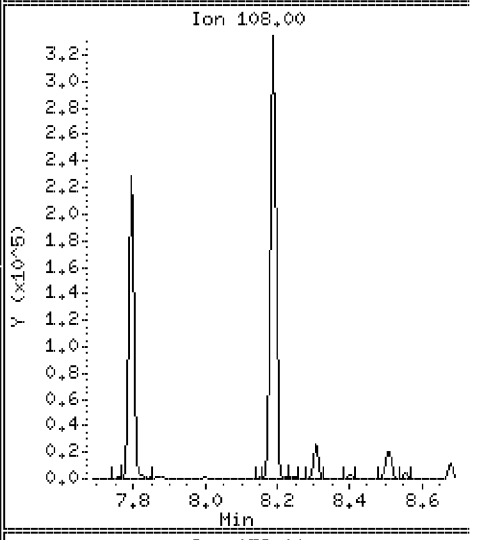

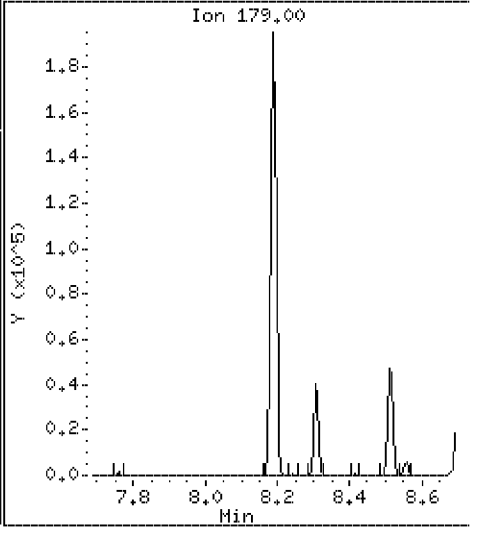

Data File: \\Svecd04\DD\chem\smsd03.i\S305031P.b\9295LCS.D

Date : 03-MAY-2012 17:36

Client ID: 128810LCS

Instrument: smsd03.i

Sample Info: SW128810LCS

Purge Volume: 1000.0

Operator: PEL

Column phase: HPMS-5

Column diameter: 0.25

93 4-Bromophenylphenylether

Concentration: 37.0 ug/l

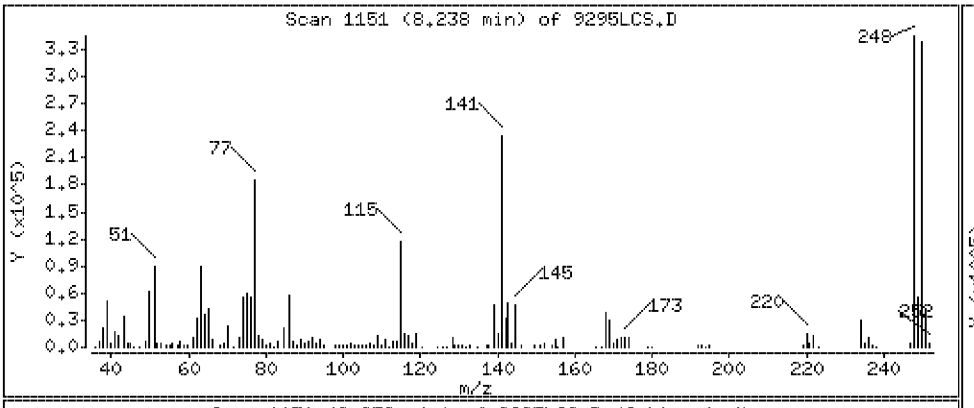

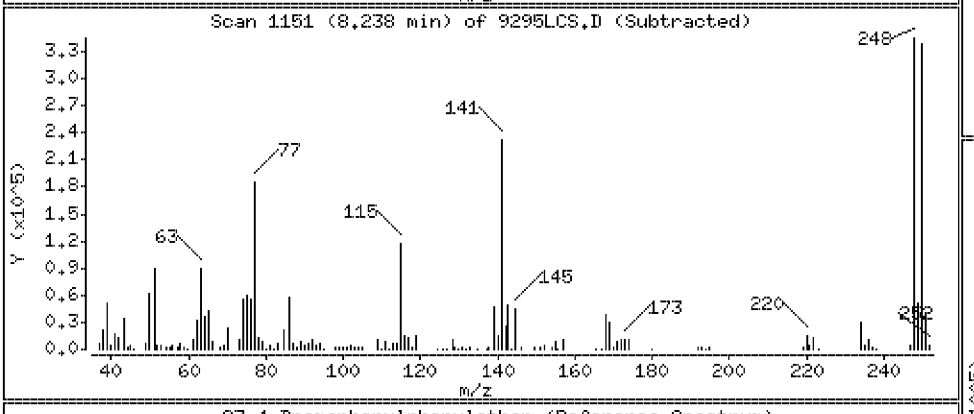

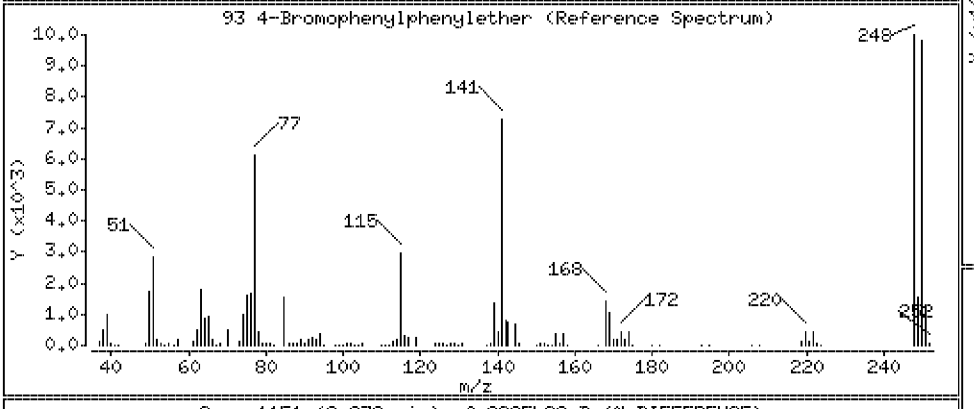

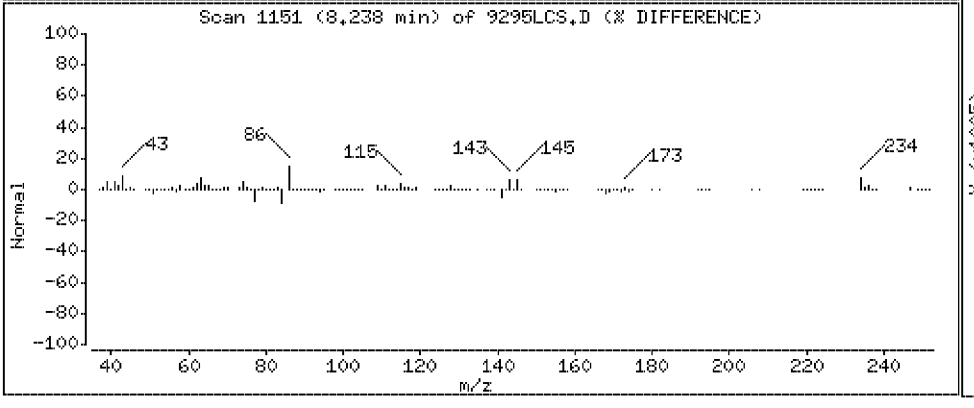

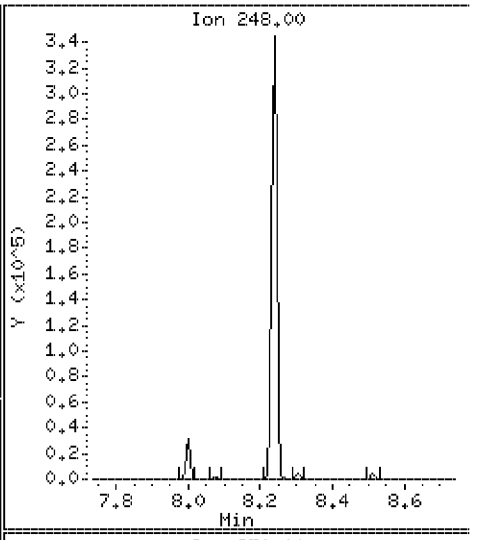

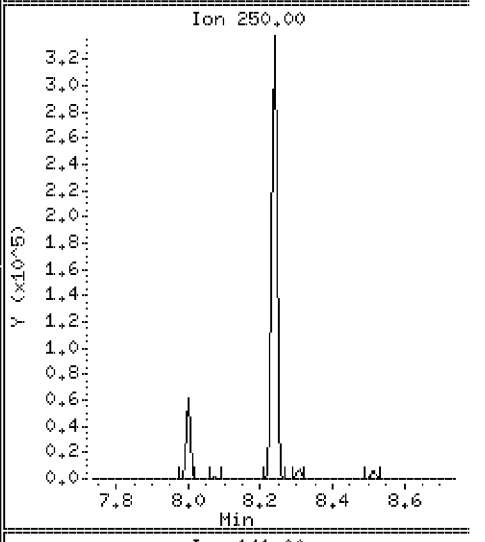

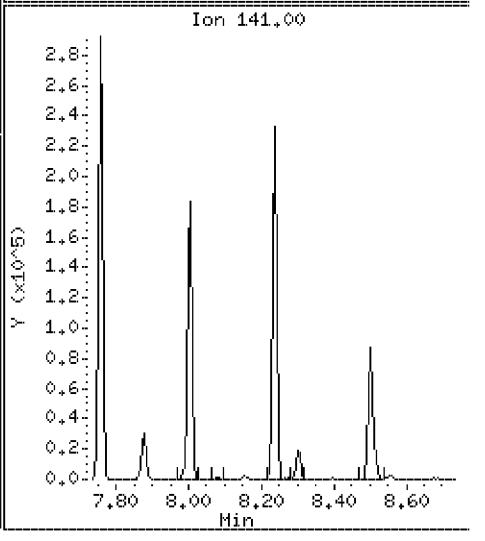

Data File: \\Svecd04\DD\chem\smsd03.i\S305031P.b\9295LCS.D

Date : 03-MAY-2012 17:36

Client ID: 128810LCS

Instrument: smsd03.i

Sample Info: SW128810LCS

Purge Volume: 1000.0

Operator: PEL

Column phase: HPMS-5

Column diameter: 0.25

94 Hexachlorobenzene

Concentration: 35.2 ug/l

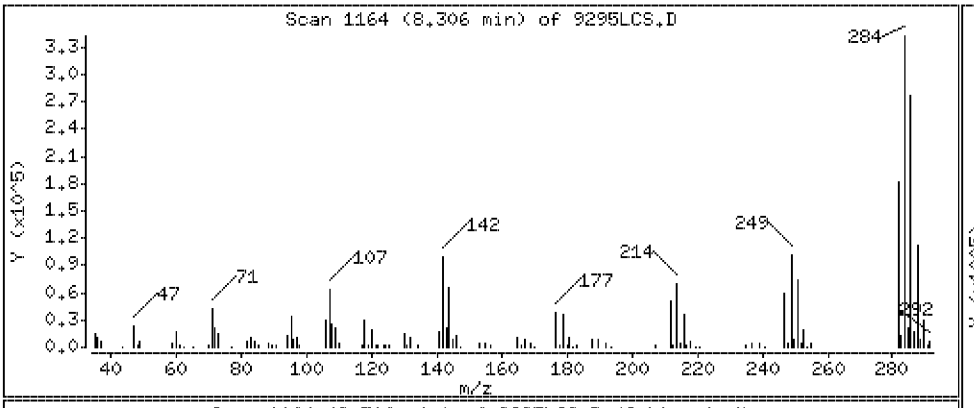

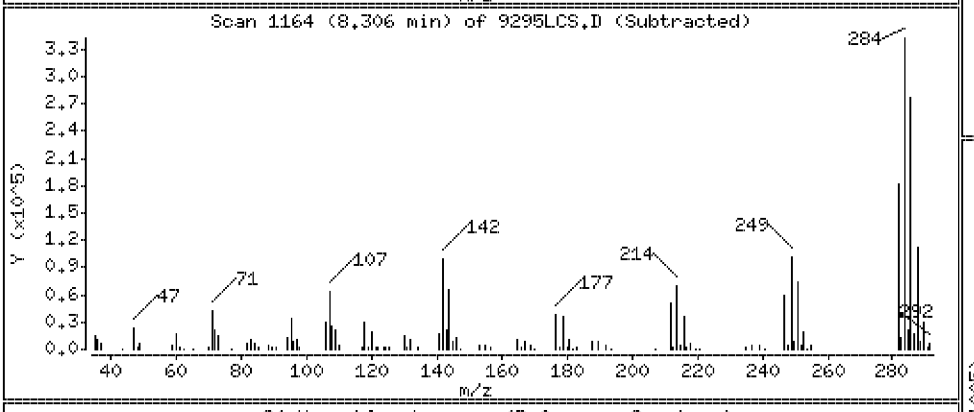

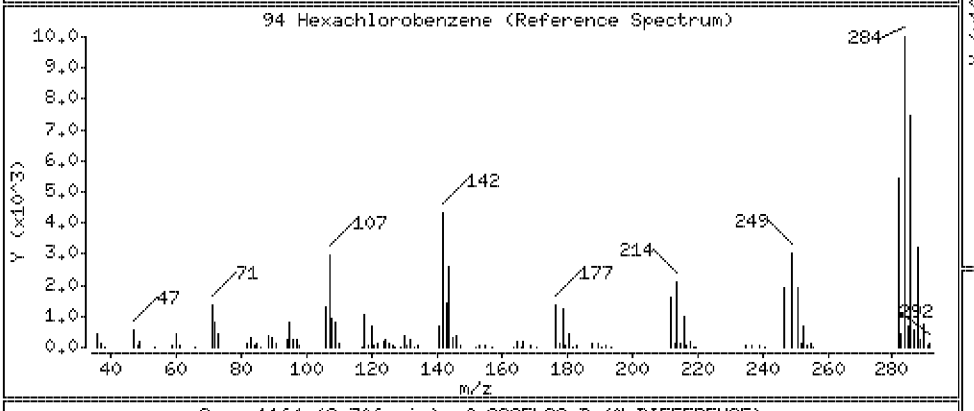

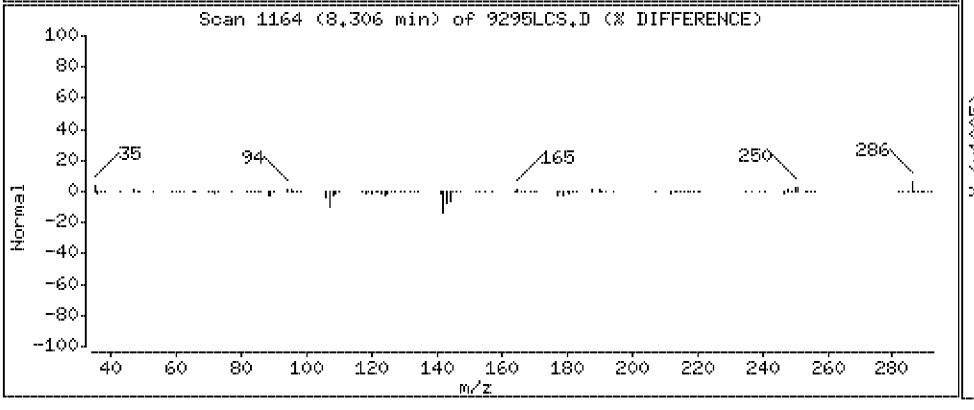

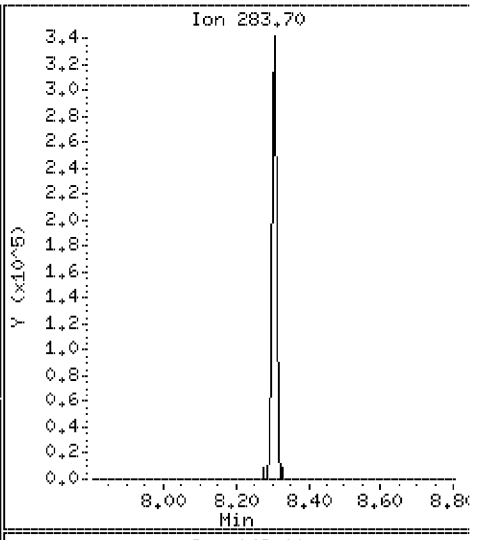

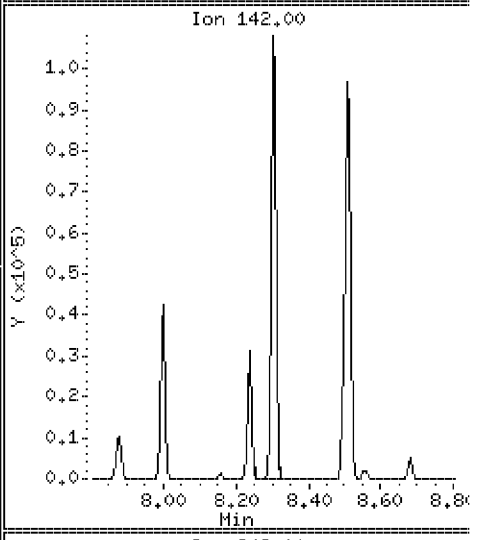

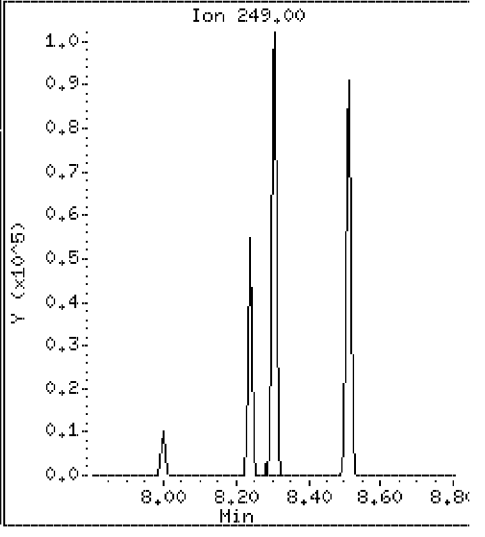

Data File: \\Svecd04\DD\chem\smsd03.i\S305031P.b\9295LCS.D

Date : 03-MAY-2012 17:36

Client ID: 128810LCS

Instrument: smsd03.i

Sample Info: SW128810LCS

Purge Volume: 1000.0

Operator: PEL

Column phase: HPMS-5

Column diameter: 0.25

95 Atrazine

Concentration: 28.2 ug/l

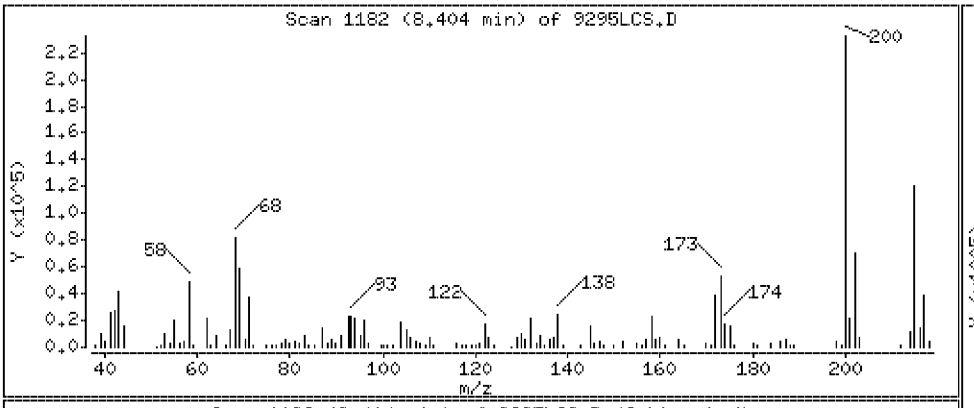

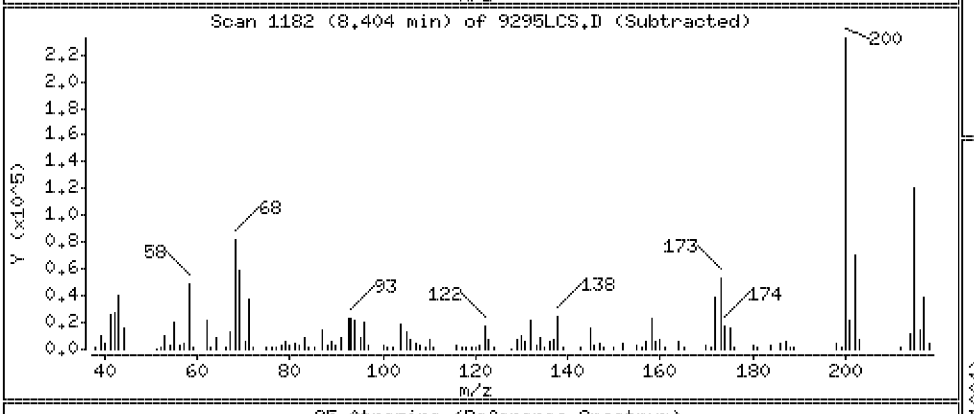

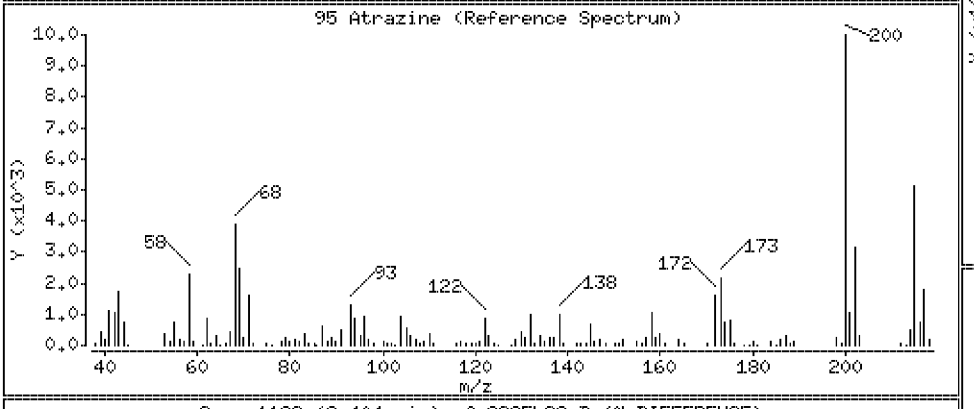

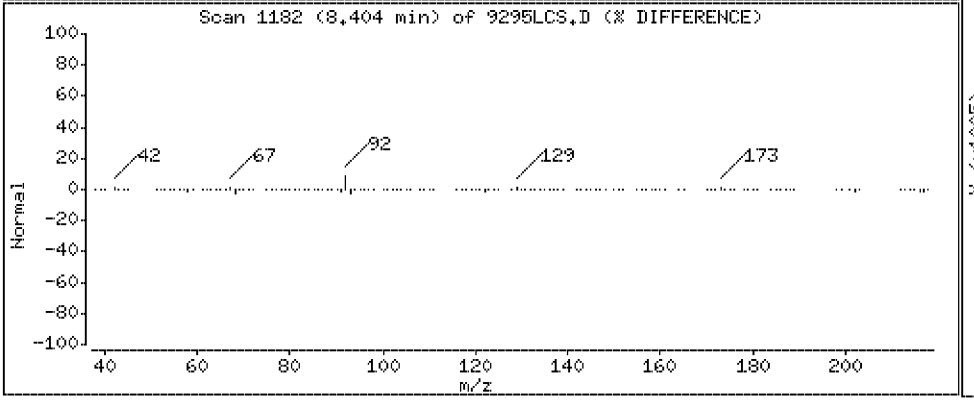

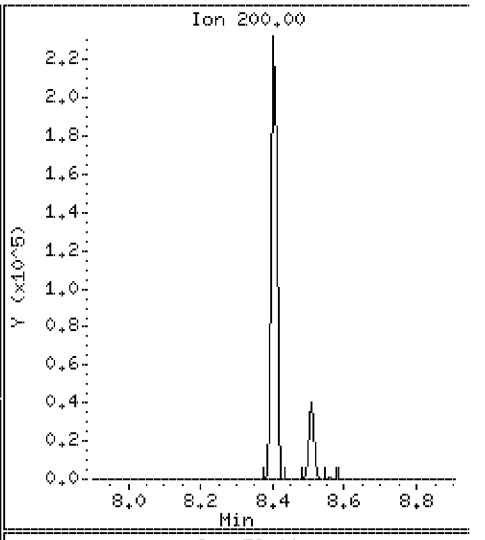

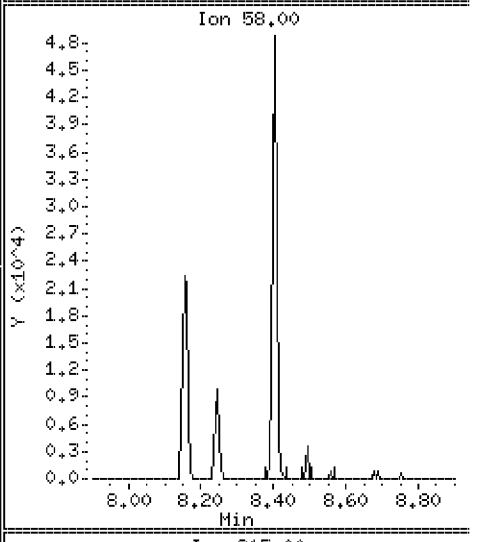

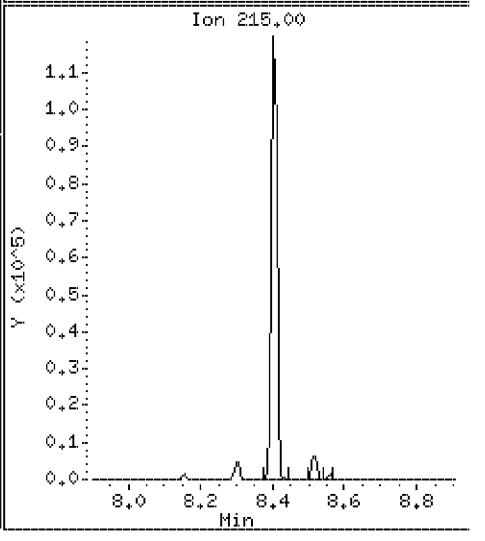

Data File: \\Svecd04\DD\chem\smsd03.i\S305031P.b\9295LCS.D

Date : 03-MAY-2012 17:36

Client ID: 128810LCS

Instrument: smsd03.i

Sample Info: SW128810LCS

Purge Volume: 1000.0

Operator: PEL

Column phase: HPMS-5

Column diameter: 0.25

96 Pentachlorophenol

Concentration: 48.0 ug/l

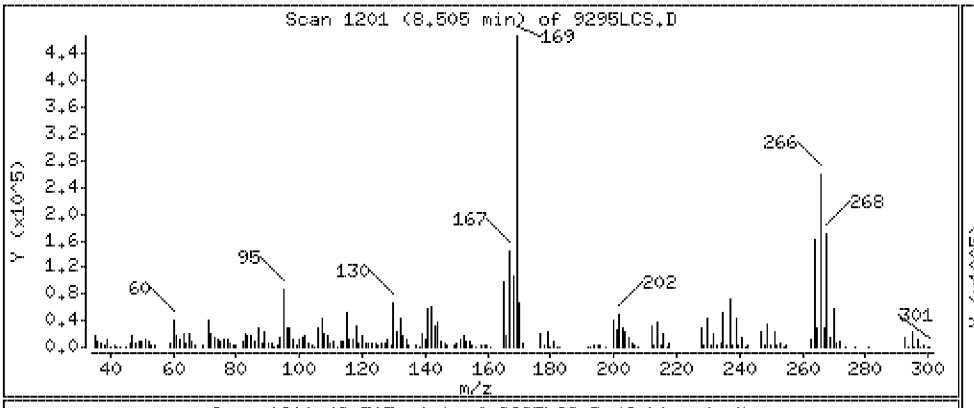

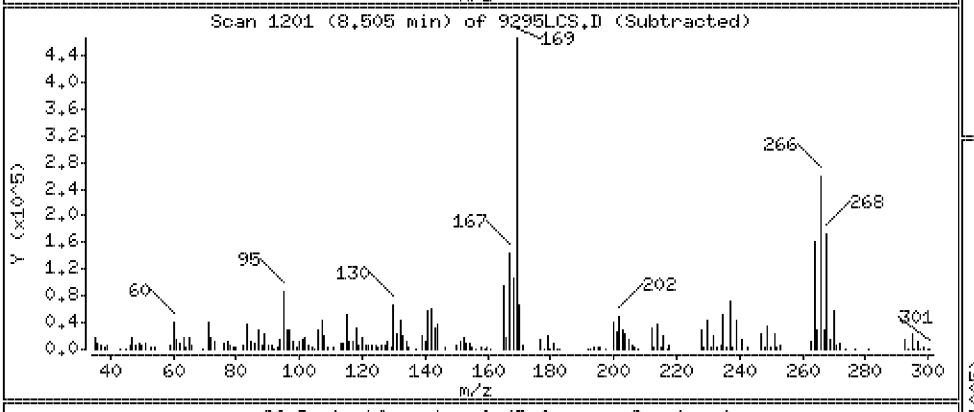

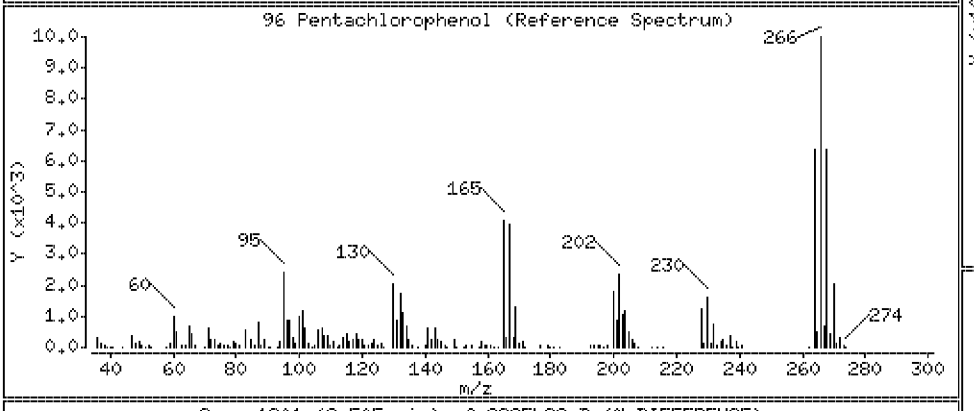

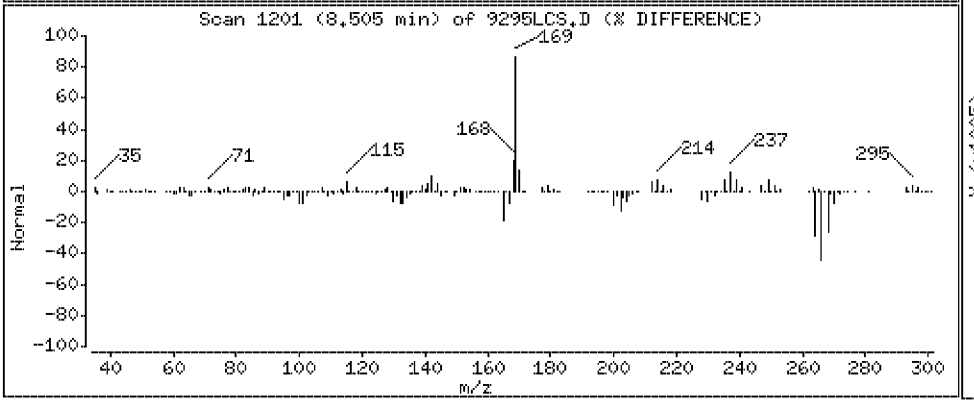

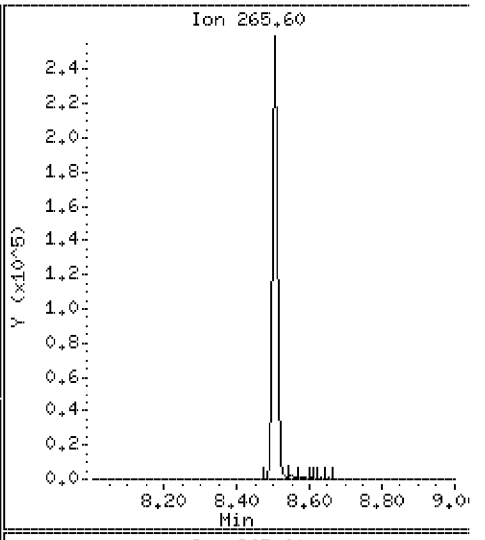

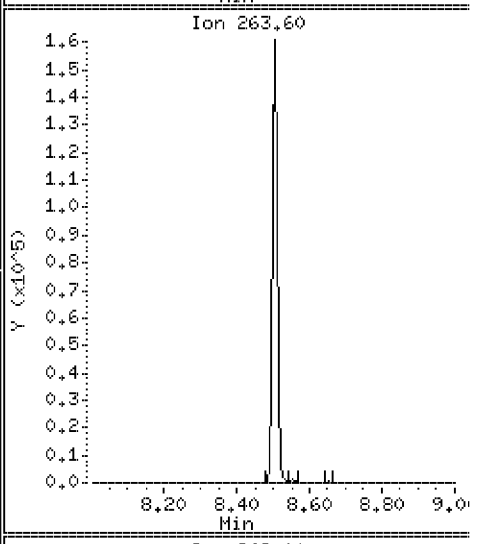

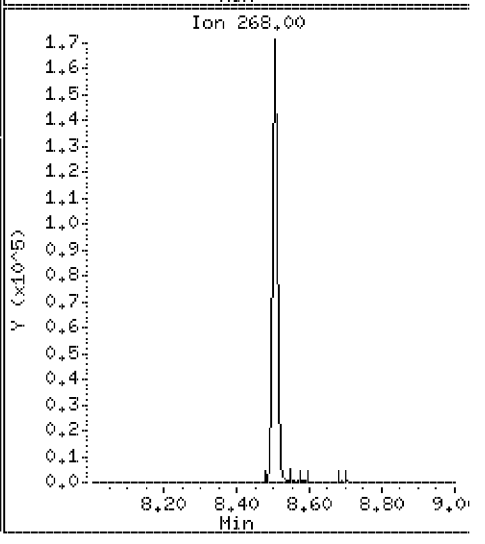

Data File: \\Svecd04\DD\chem\smsd03.i\S305031P.b\9295LCS.D

Date : 03-MAY-2012 17:36

Client ID: 128810LCS

Instrument: smsd03.i

Sample Info: SW128810LCS

Purge Volume: 1000.0

Operator: PEL

Column phase: HPMS-5

Column diameter: 0.25

97 Pentachloronitrobenzene

Concentration: 43.4 ug/l

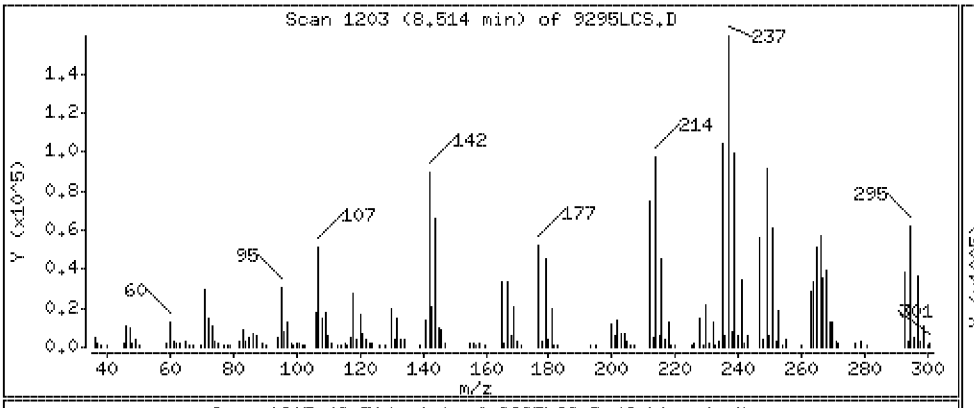

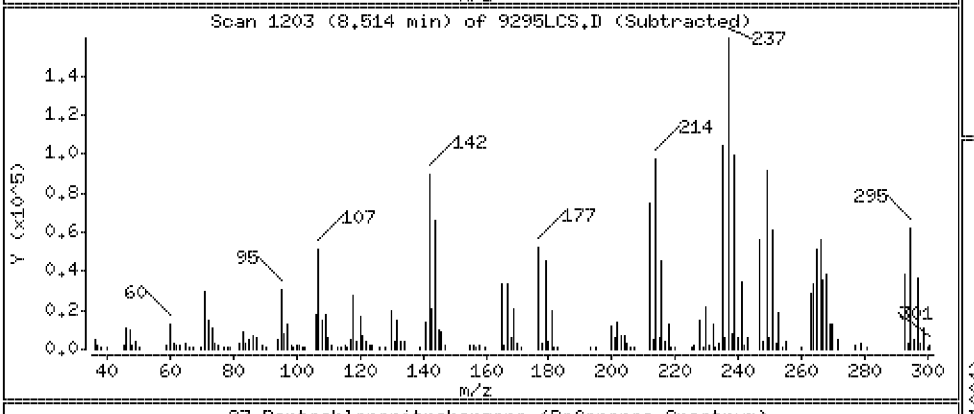

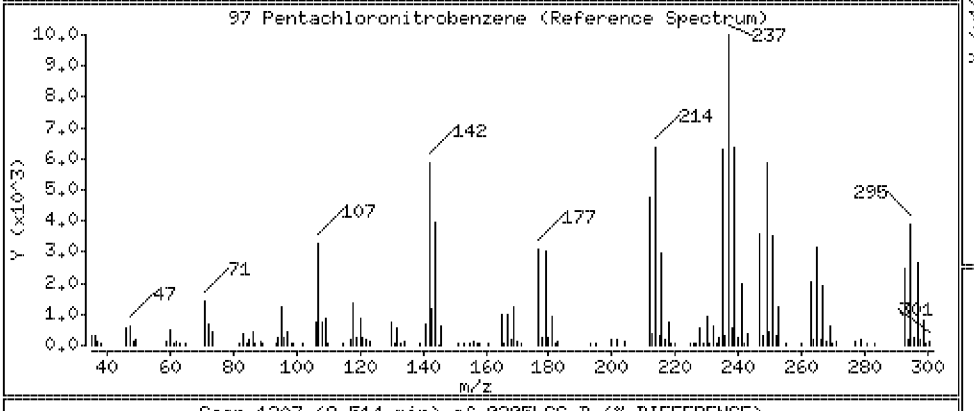

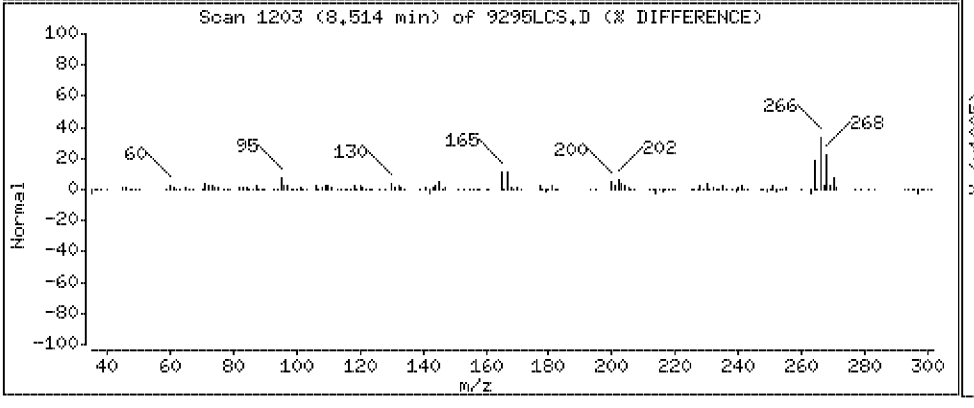

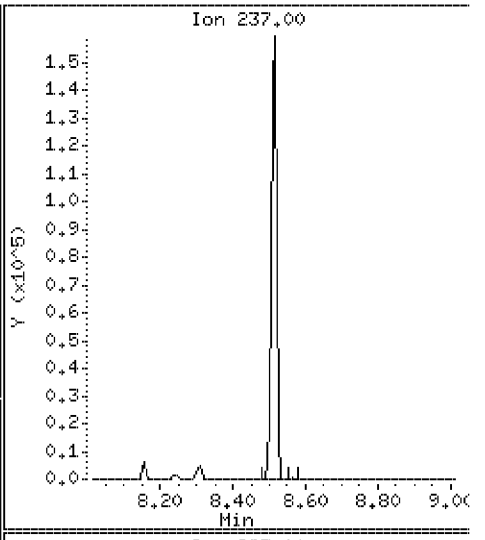

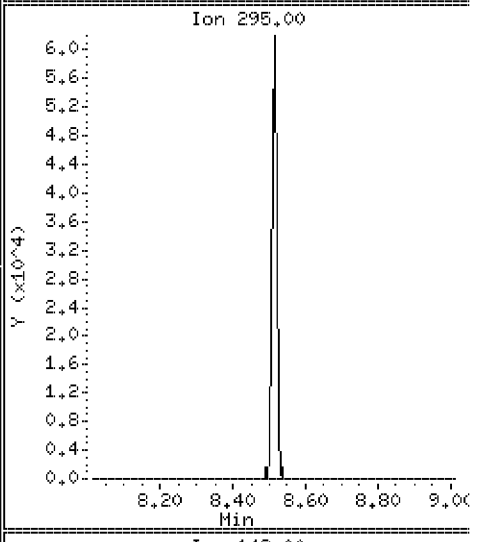

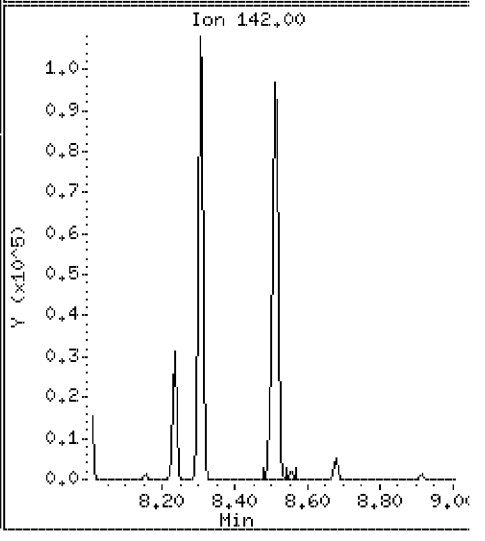

Data File: \\Svecd04\DD\chem\smsd03.i\S305031P.b\9295LCS.D

Date : 03-MAY-2012 17:36

Client ID: 128810LCS

Instrument: smsd03.i

Sample Info: SW128810LCS

Purge Volume: 1000.0

Operator: PEL

Column phase: HPMS-5

Column diameter: 0.25

98 4-Aminobiphenyl

Concentration: 39.2 ug/l

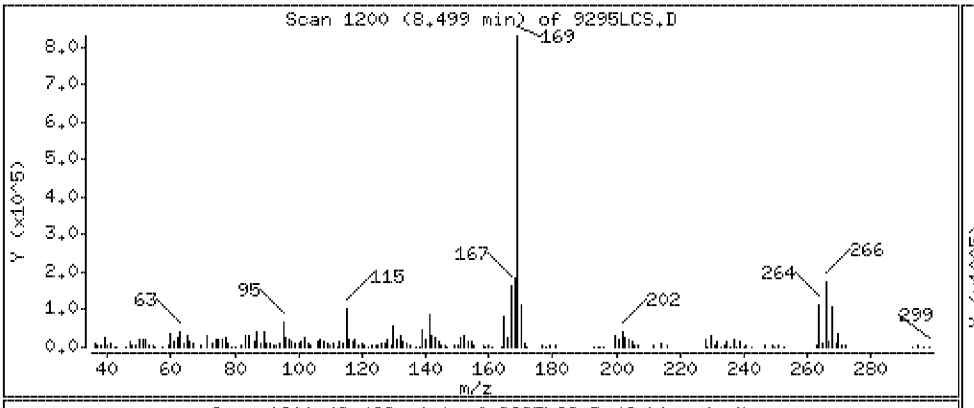

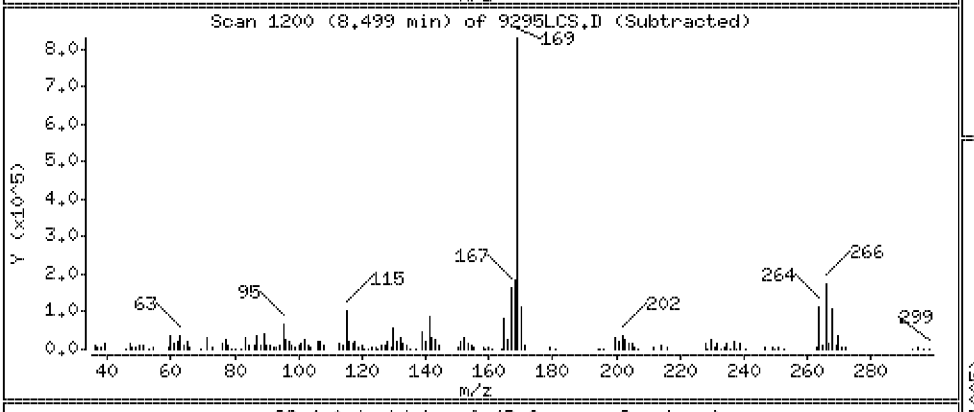

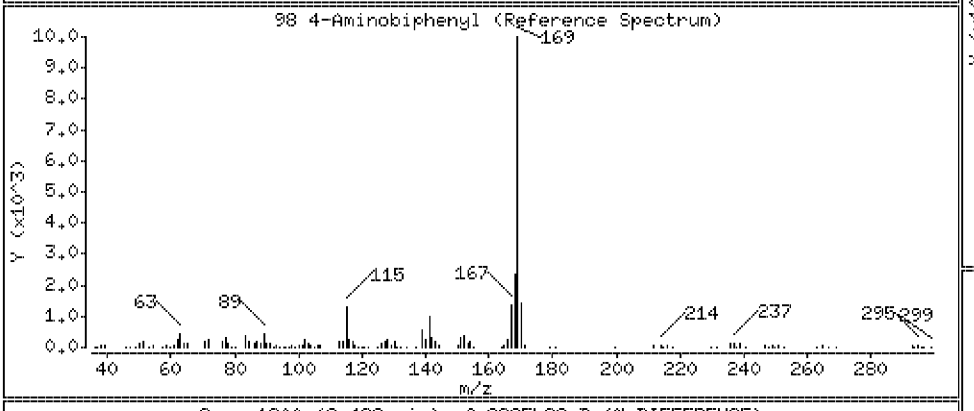

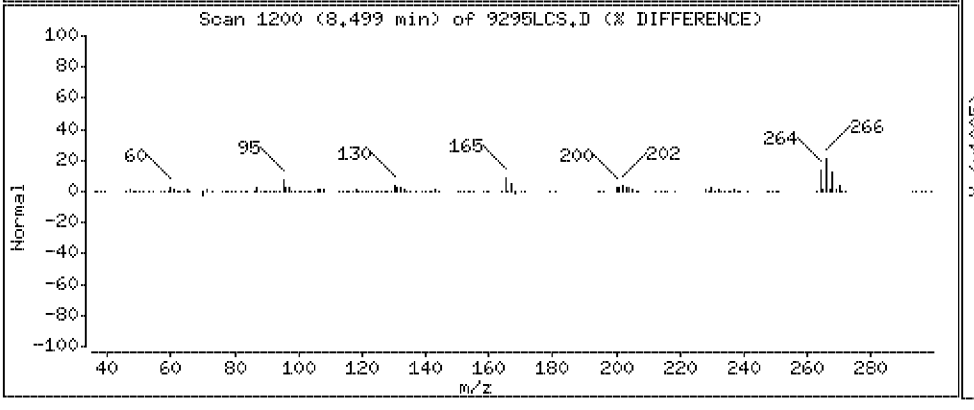

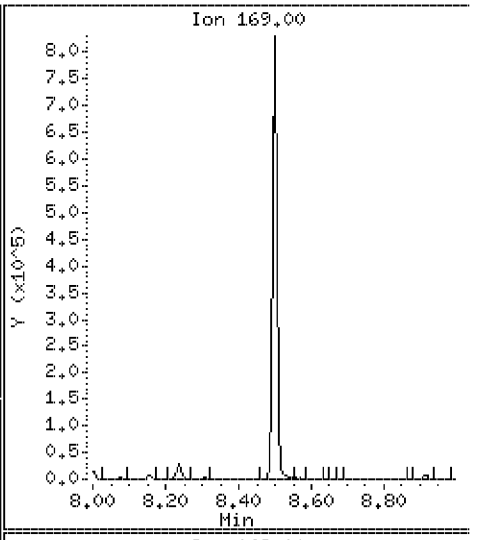

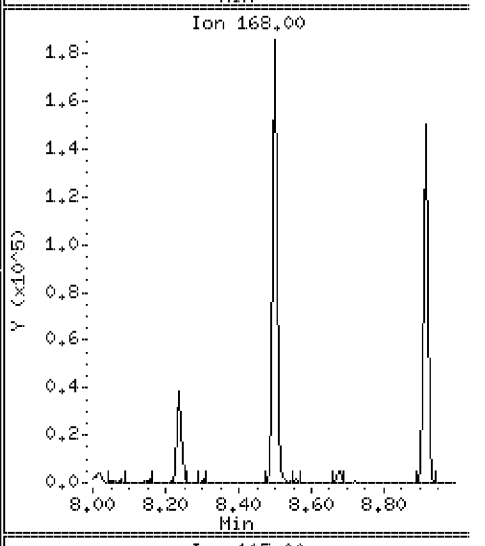

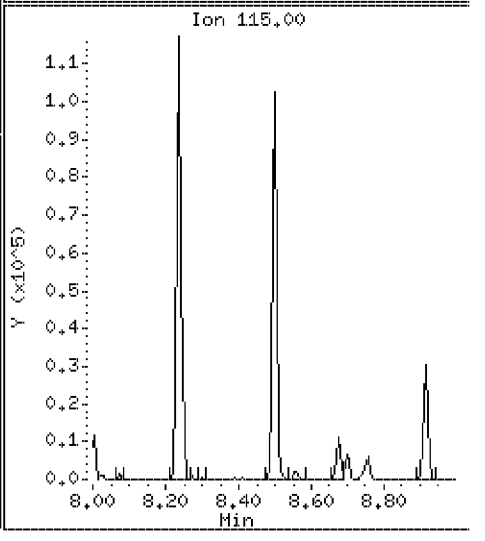

Data File: \\Svecd04\DD\chem\smsd03.i\S305031P.b\9295LCS.D

Date : 03-MAY-2012 17:36

Client ID: 128810LCS

Instrument: smsd03.i

Sample Info: SW128810LCS

Purge Volume: 1000.0

Operator: PEL

Column phase: HPMS-5

Column diameter: 0.25

99 Pronamide

Concentration: 37.0 ug/l

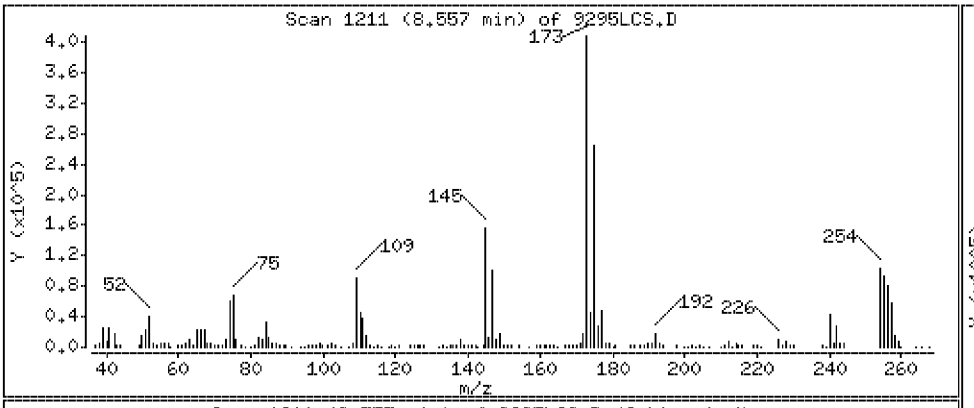

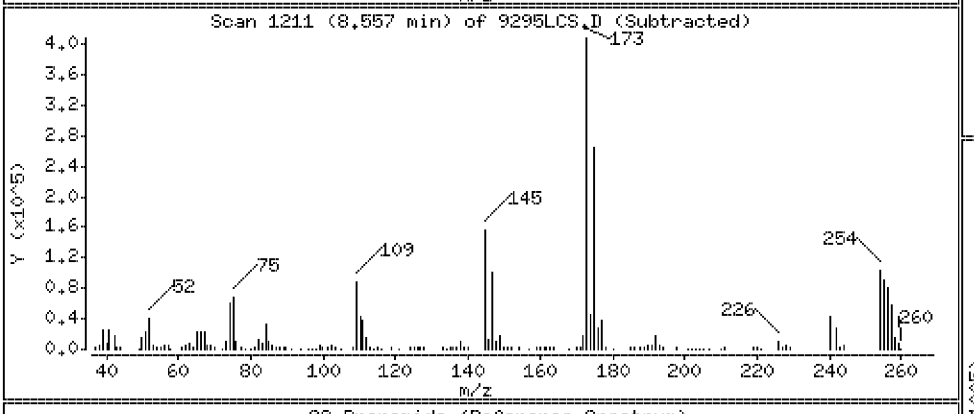

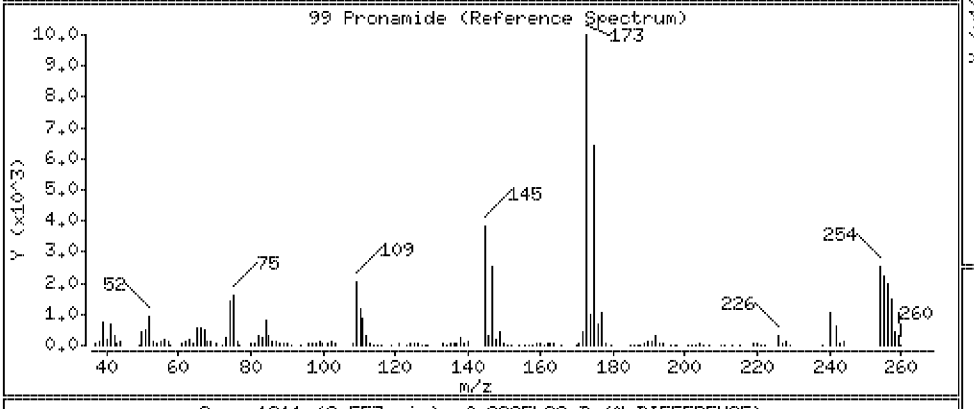

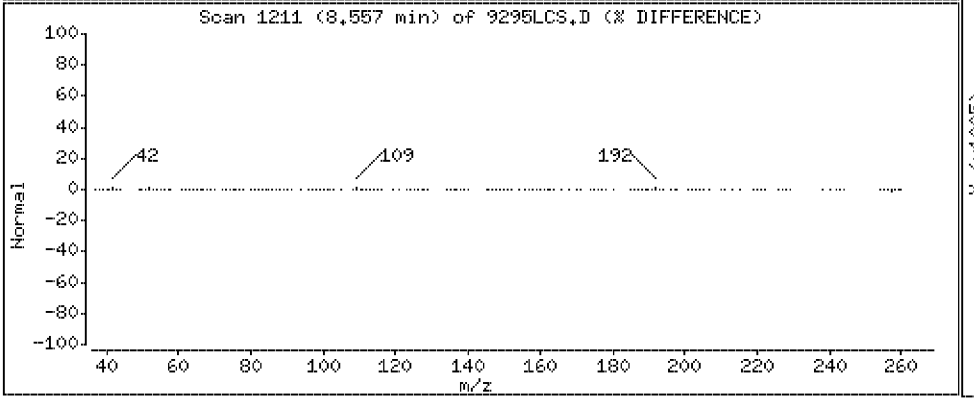

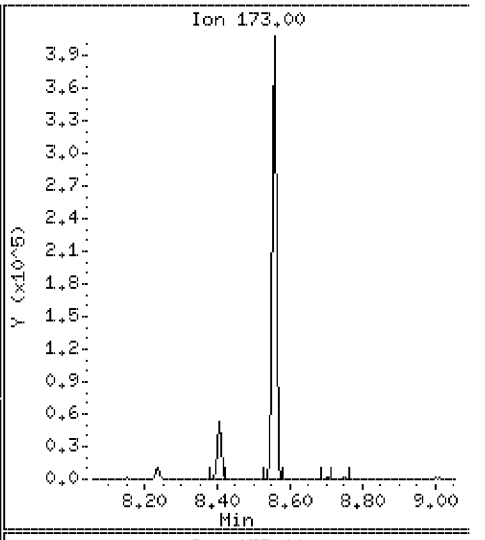

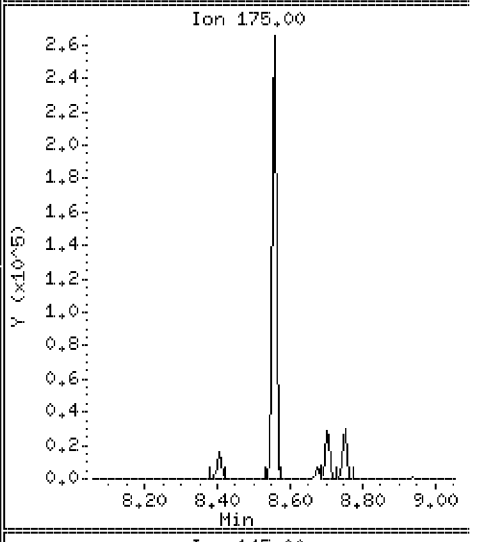

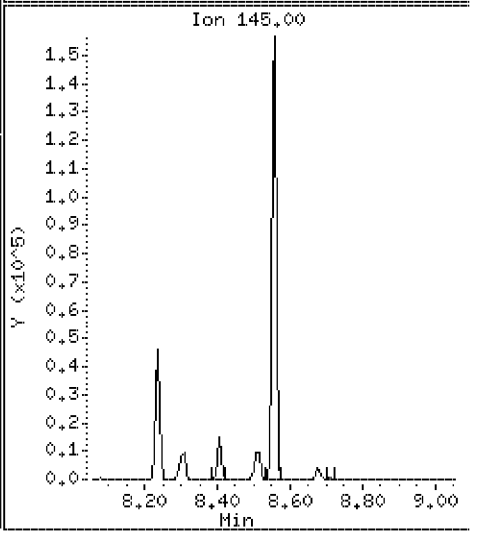

Data File: \\Svecd04\DD\chem\smsd03.i\S305031P.b\9295LCS.D

Date : 03-MAY-2012 17:36

Client ID: 128810LCS

Instrument: smsd03.i

Sample Info: SW128810LCS

Purge Volume: 1000.0

Operator: PEL

Column phase: HPMS-5

Column diameter: 0.25

101 Phenanthrene

Concentration: 36.8 ug/l

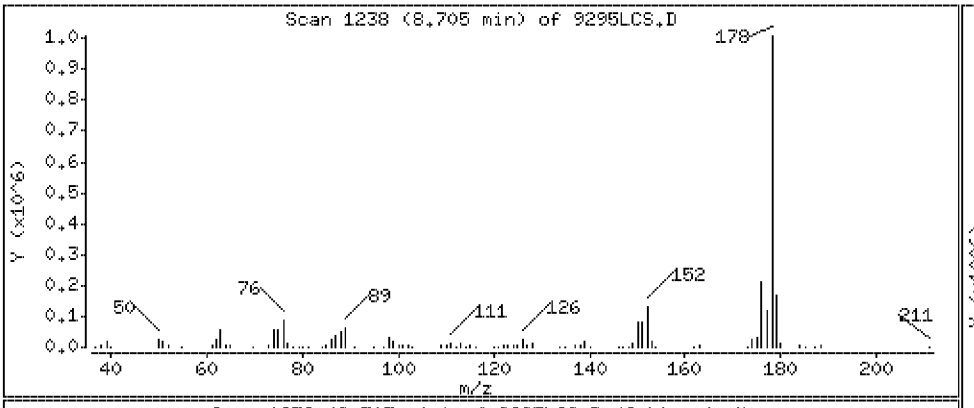

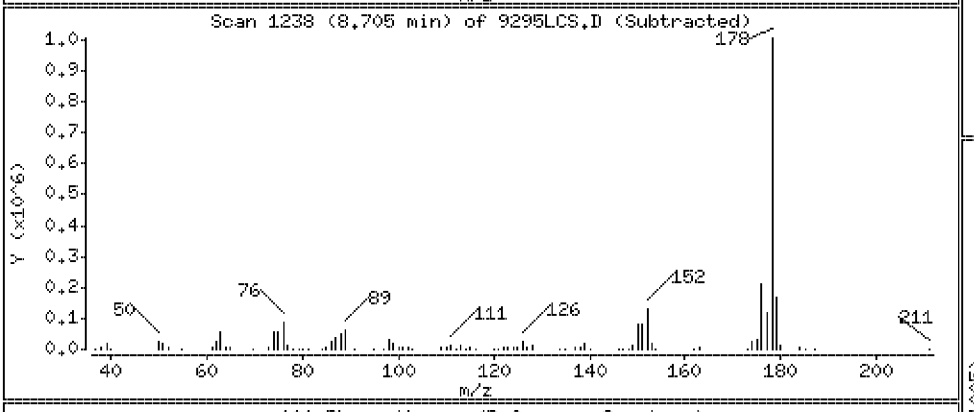

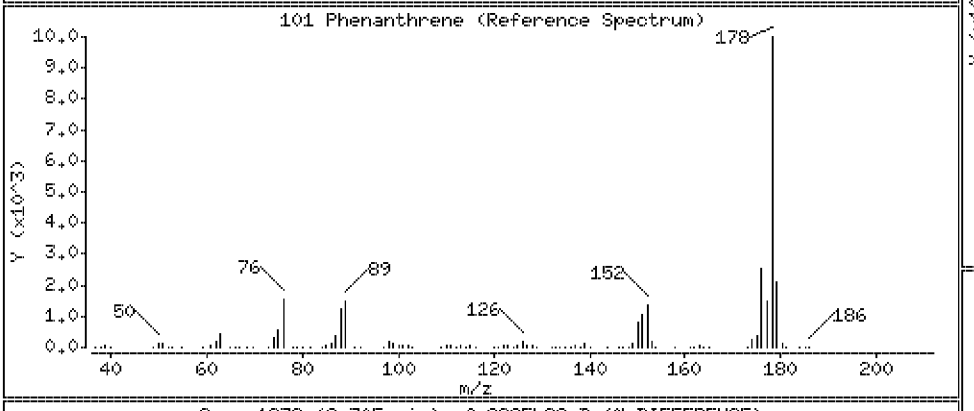

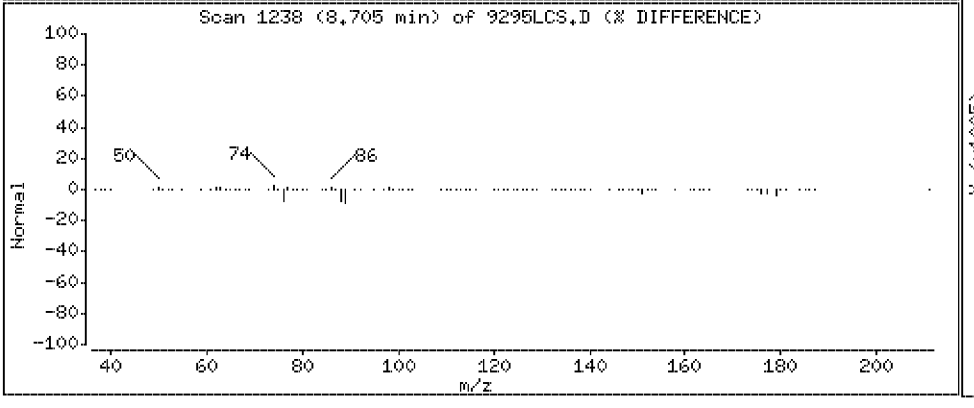

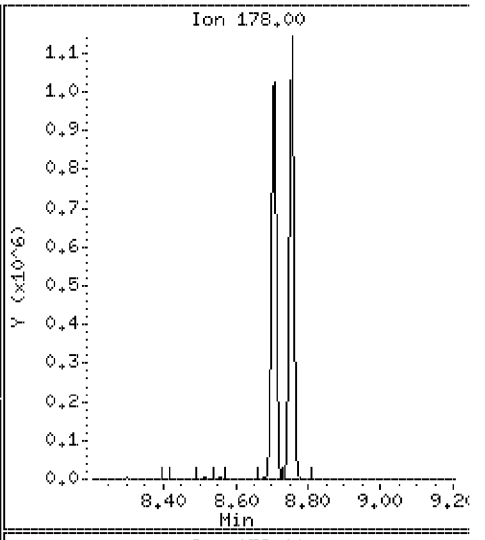

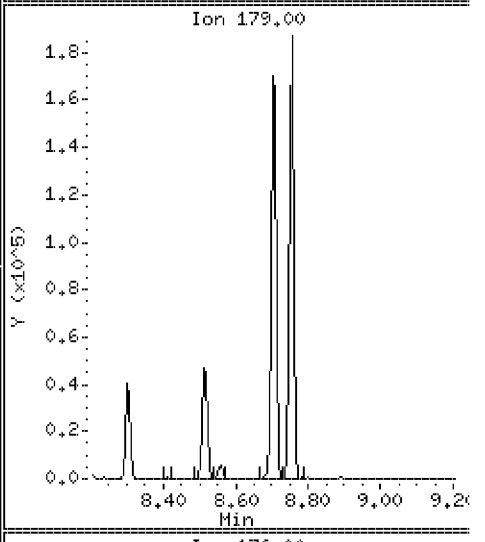

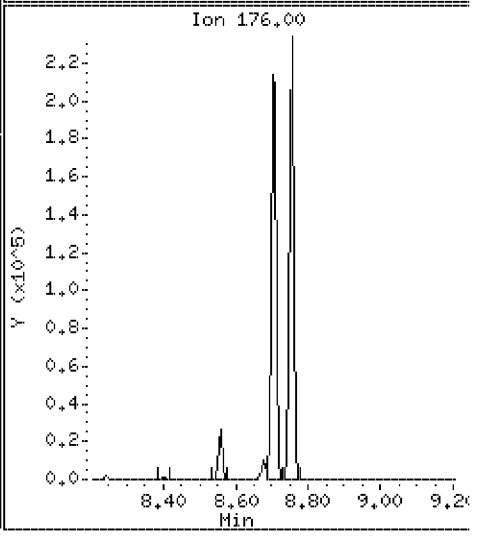

Data File: \\Svecd04\DD\chem\smsd03.i\S305031P.b\9295LCS.D

Date : 03-MAY-2012 17:36

Client ID: 128810LCS

Instrument: smsd03.i

Sample Info: SW128810LCS

Purge Volume: 1000.0

Operator: PEL

Column phase: HPMS-5

Column diameter: 0.25

102 Dinoseb

Concentration: 41.7 ug/l

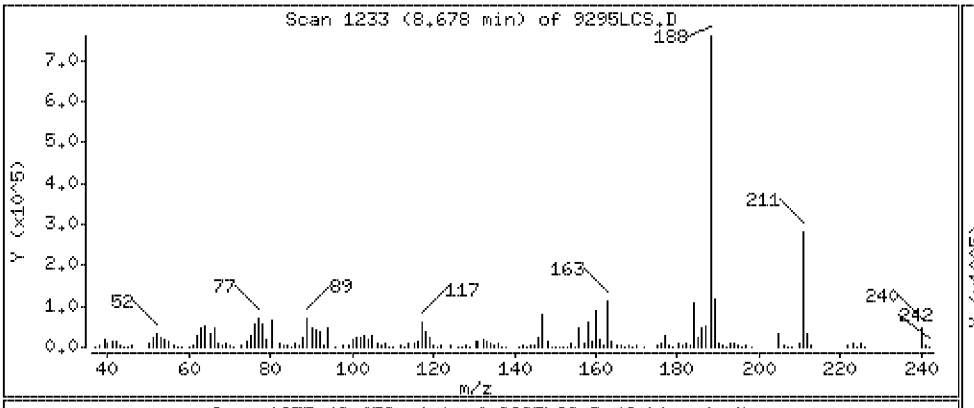

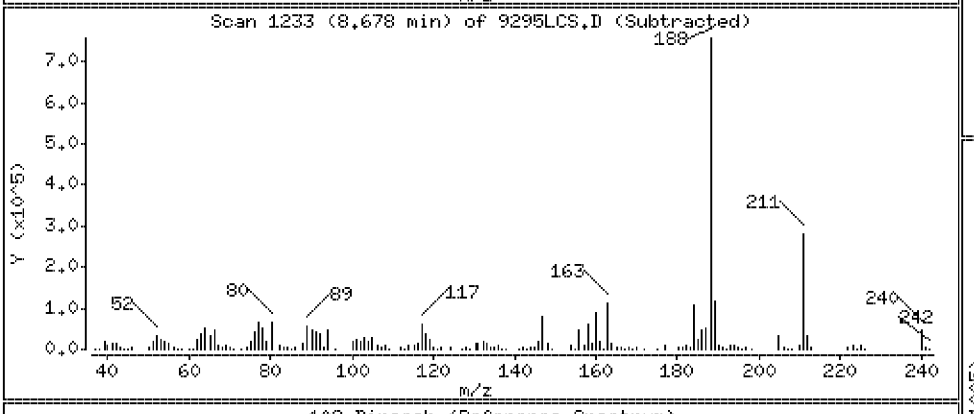

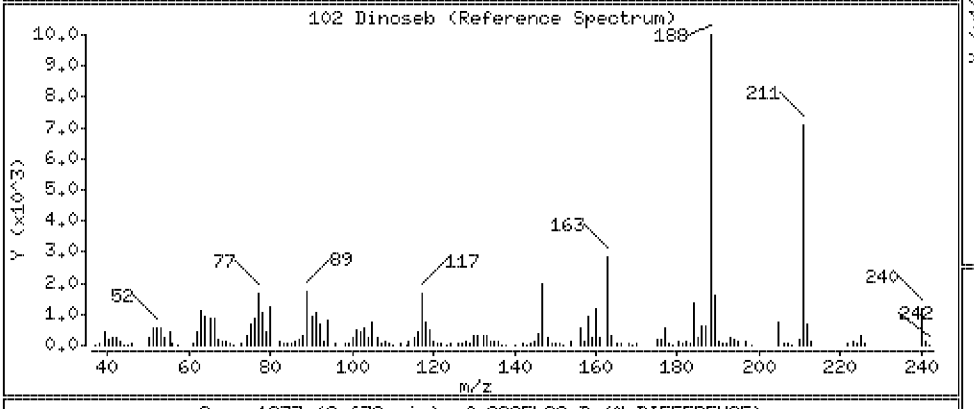

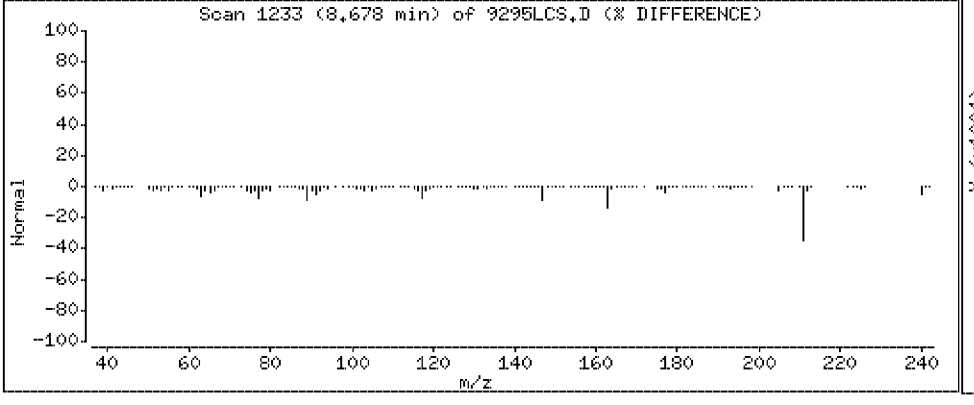

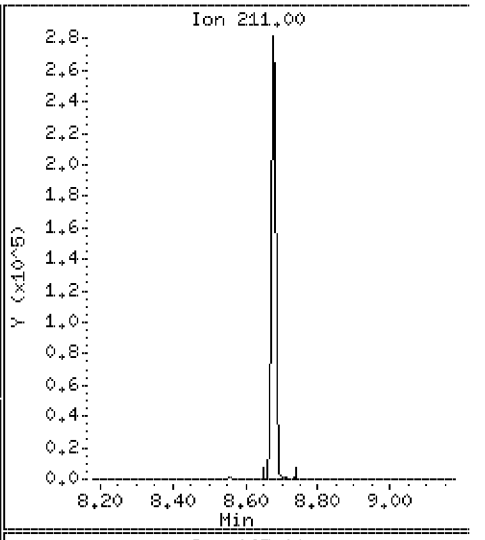

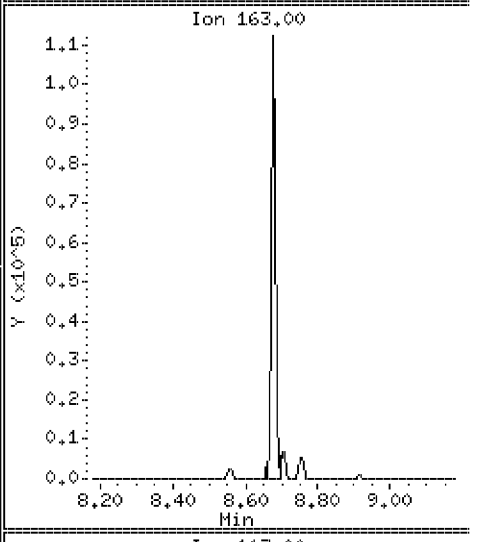

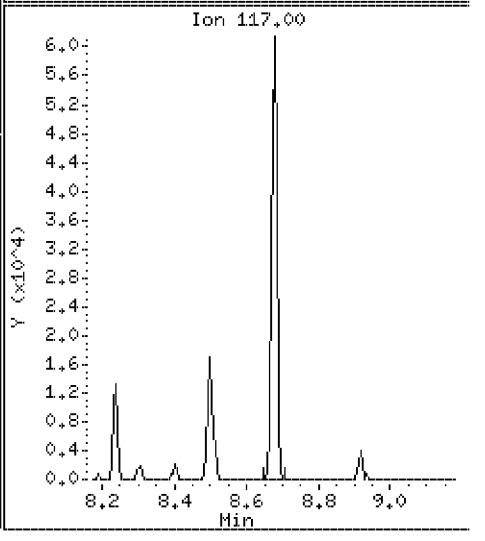

Data File: \\Svecd04\DD\chem\smsd03.i\S305031P.b\9295LCS.D

Date : 03-MAY-2012 17:36

Client ID: 128810LCS

Instrument: smsd03.i

Sample Info: SW128810LCS

Purge Volume: 1000.0

Operator: PEL

Column phase: HPMS-5

Column diameter: 0.25

103 Anthracene

Concentration: 37.8 ug/l

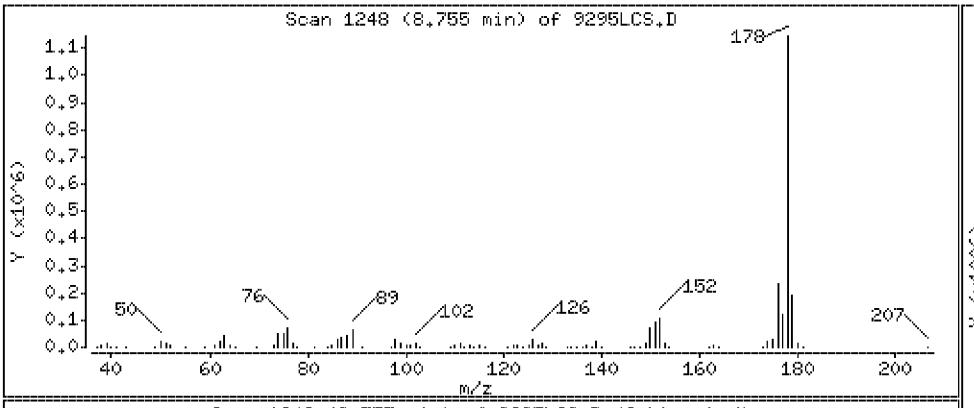

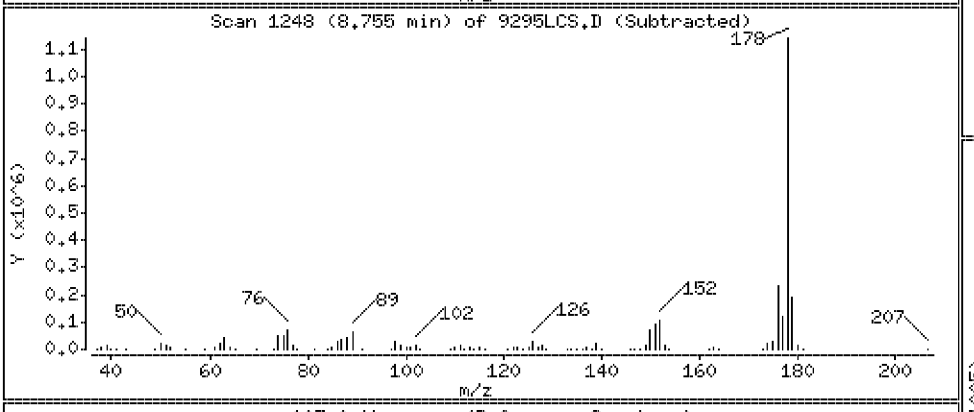

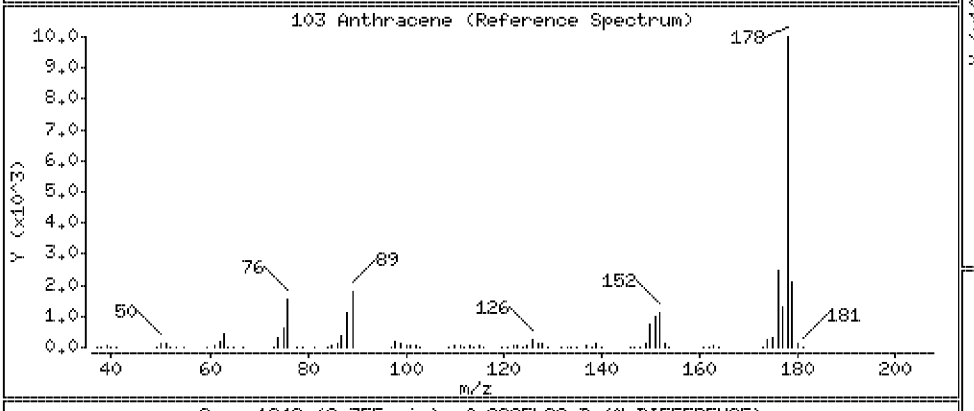

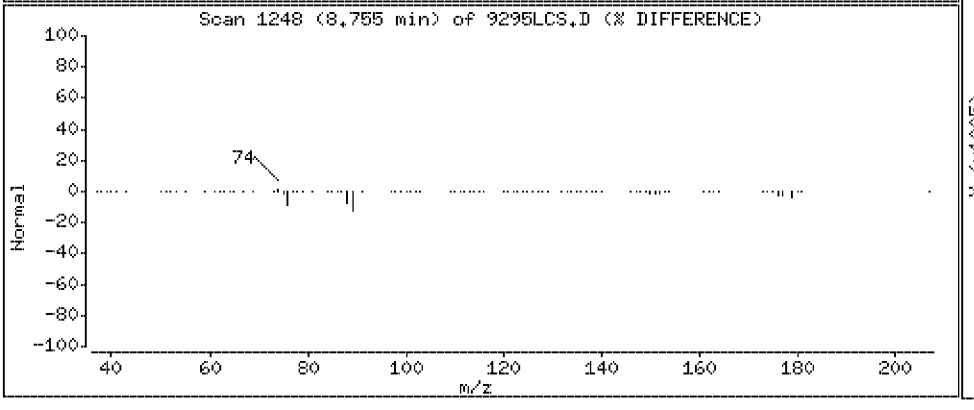

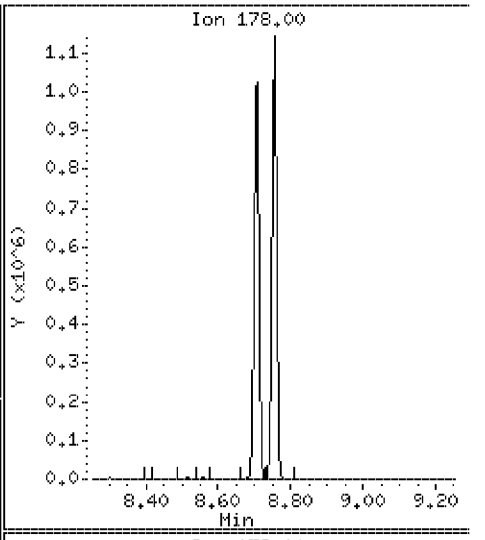

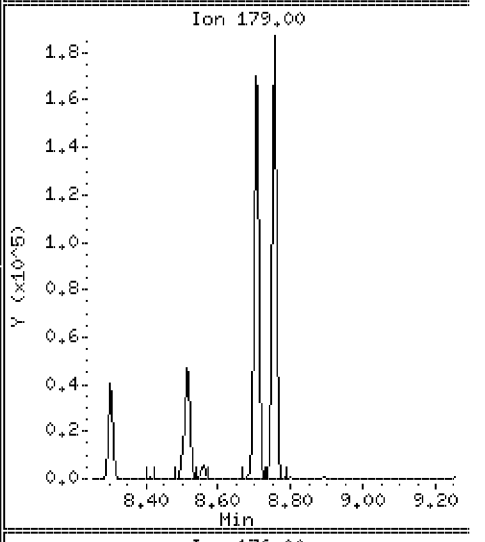

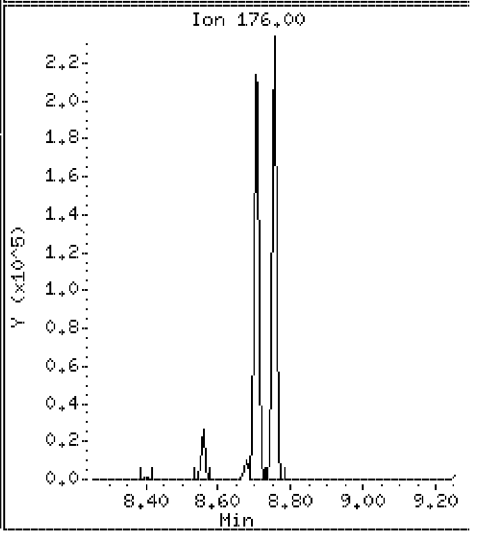

Data File: \\Svecd04\DD\chem\smsd03.i\S305031P.b\9295LCS.D

Date : 03-MAY-2012 17:36

Client ID: 128810LCS

Instrument: smsd03.i

Sample Info: SW128810LCS

Purge Volume: 1000.0

Operator: PEL

Column phase: HPMS-5

Column diameter: 0.25

104 Carbazole

Concentration: 42.5 ug/l

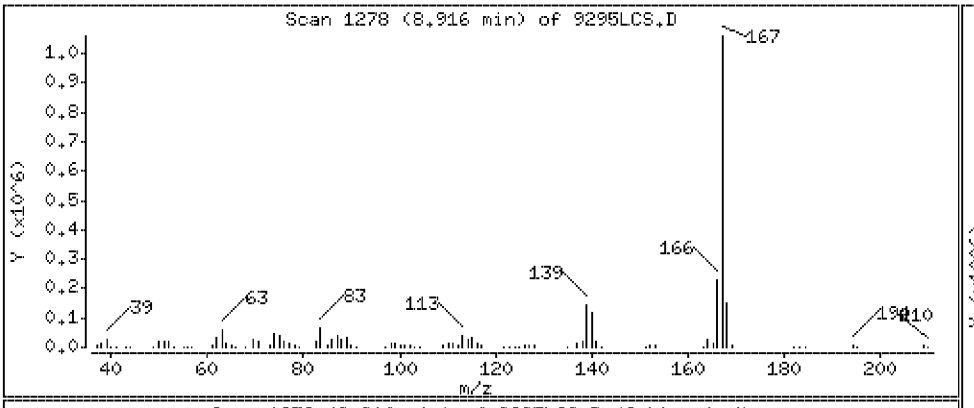

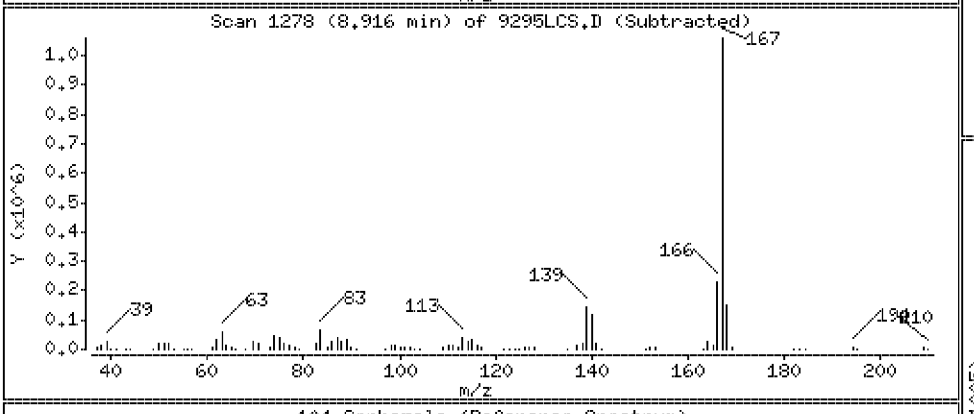

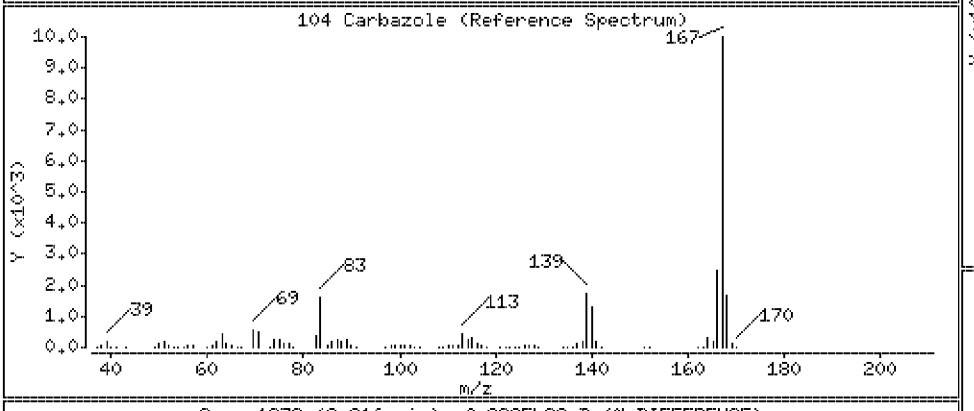

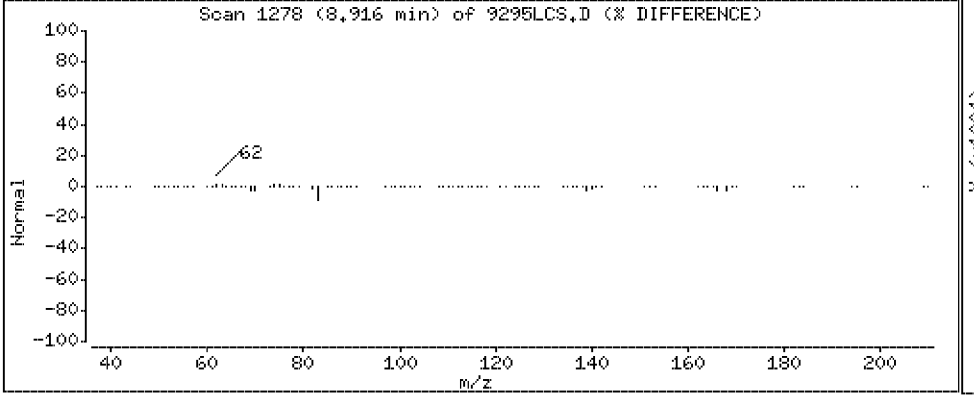

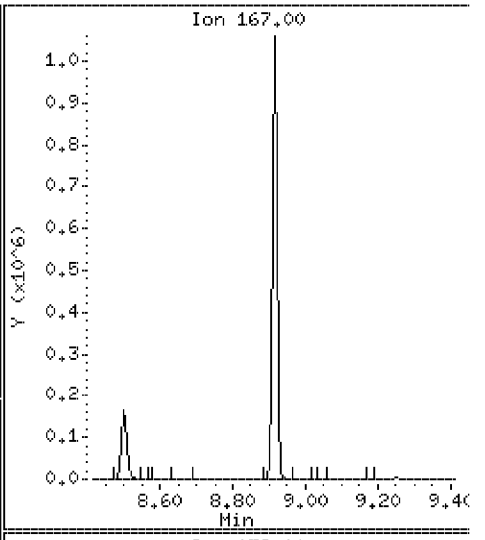

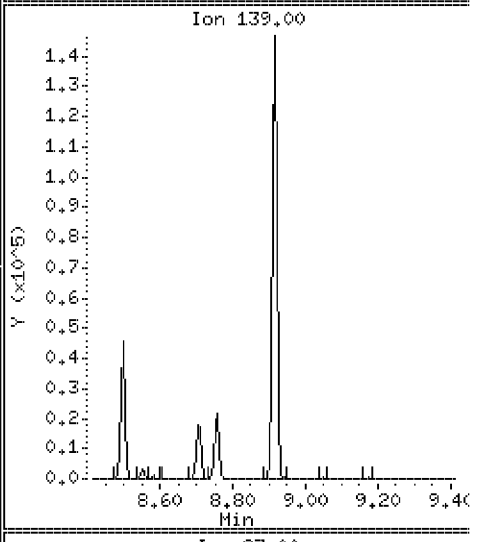

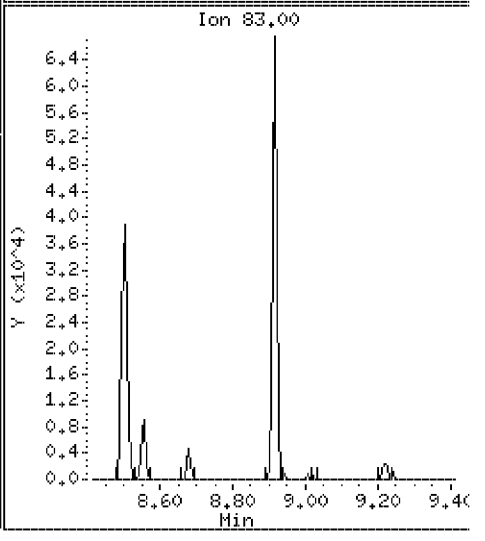

Data File: \\Svecd04\DD\chem\smsd03.i\S305031P.b\9295LCS.D

Date : 03-MAY-2012 17:36

Client ID: 128810LCS

Instrument: smsd03.i

Sample Info: SW128810LCS

Purge Volume: 1000.0

Operator: PEL

Column phase: HPMS-5

Column diameter: 0.25

105 Di-n-butylphthalate

Concentration: 42.5 ug/l

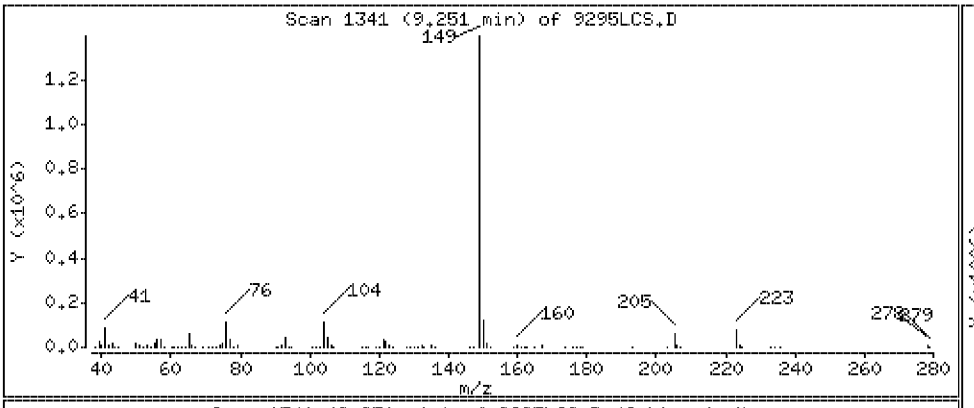

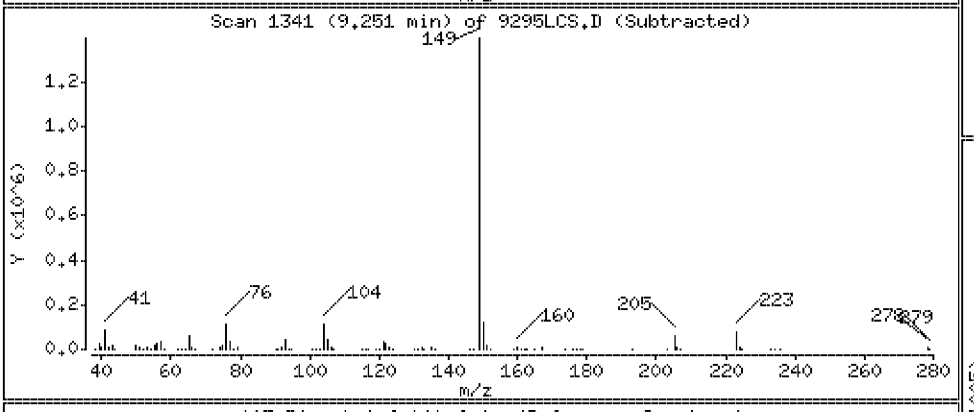

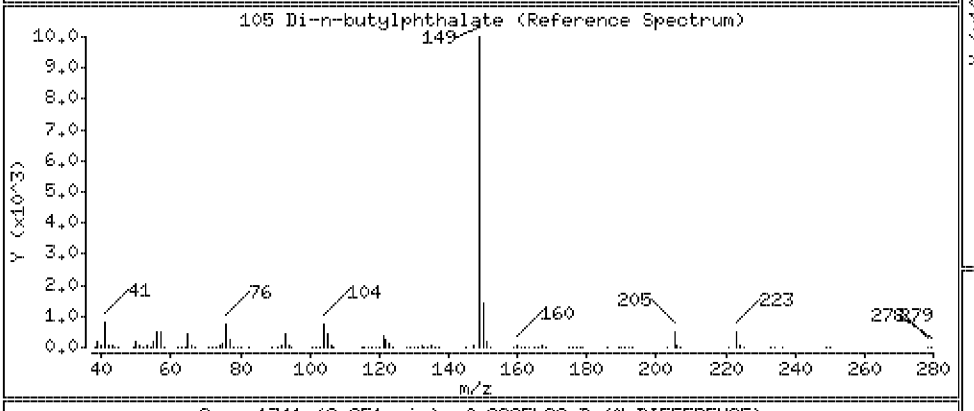

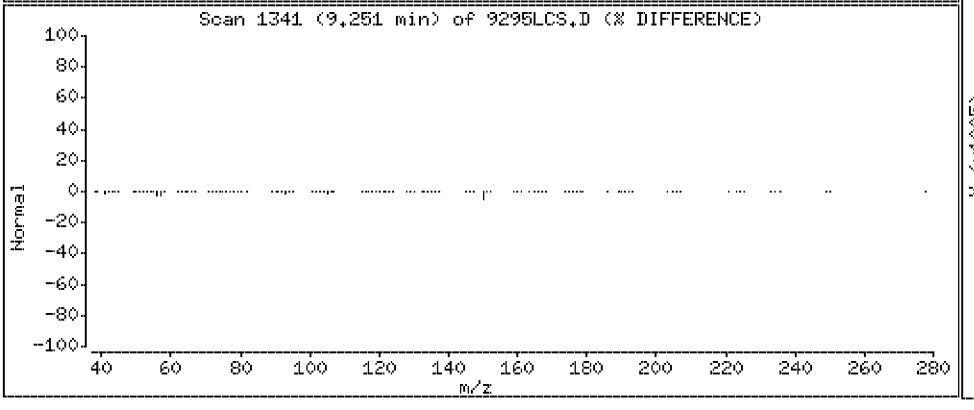

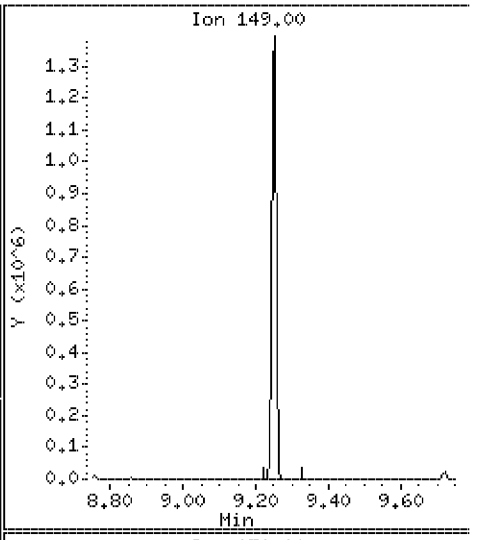

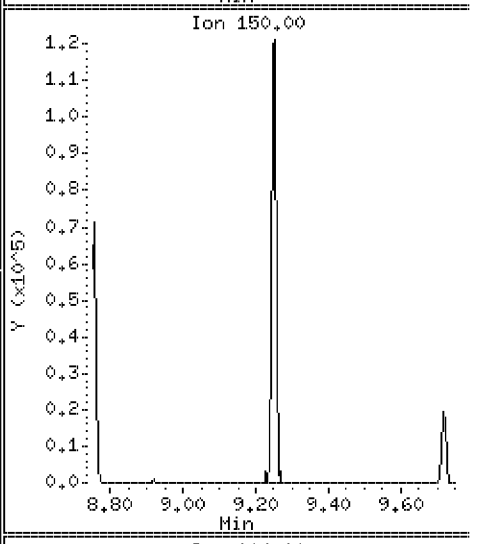

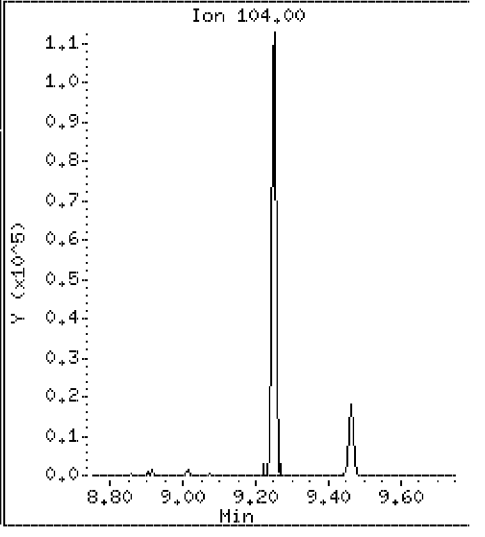

Data File: \\Svecd04\DD\chem\smsd03.i\S305031P.b\9295LCS.D

Date : 03-MAY-2012 17:36

Client ID: 128810LCS

Instrument: smsd03.i

Sample Info: SW128810LCS

Purge Volume: 1000.0

Operator: PEL

Column phase: HPMS-5

Column diameter: 0.25

106 4-Nitroquinoline-1-oxide

Concentration: 24.5 ug/l

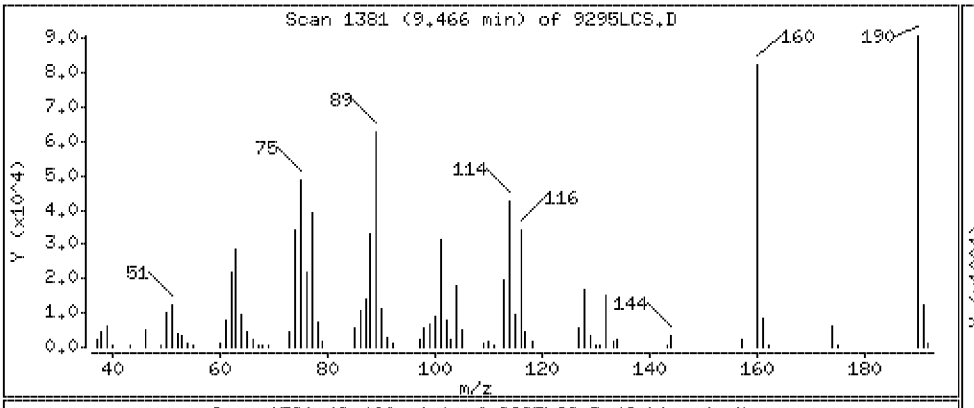

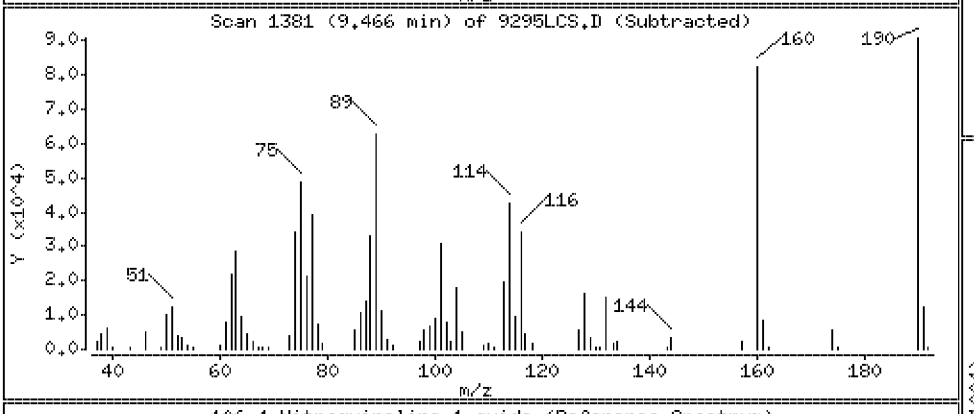

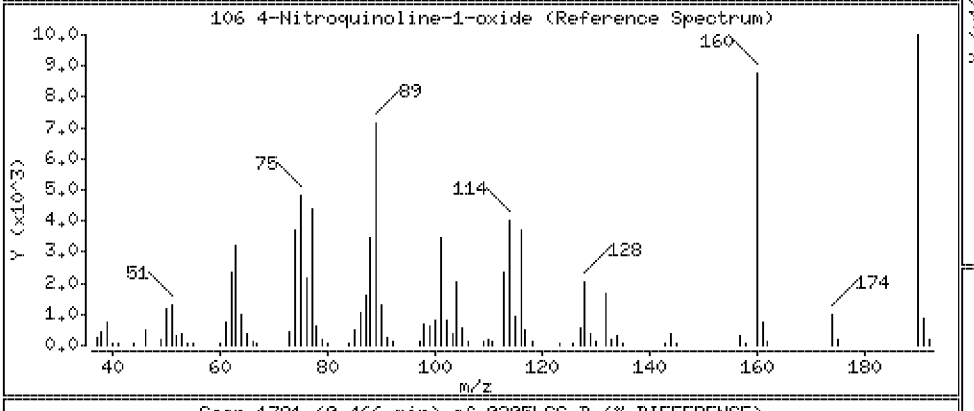

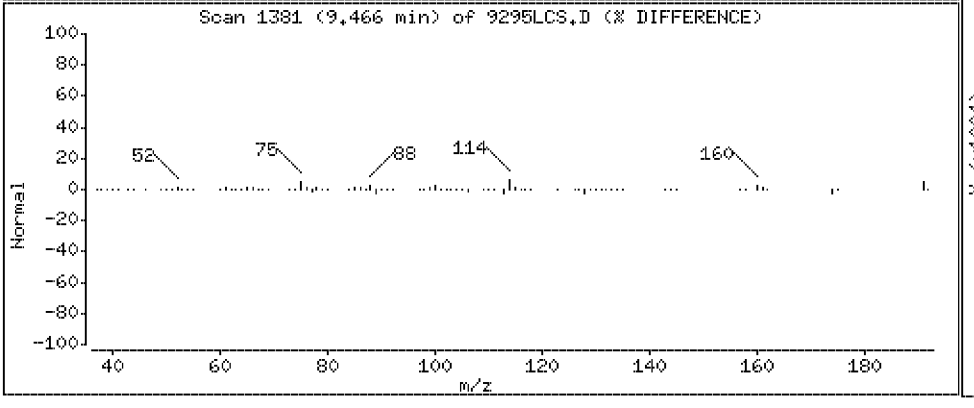

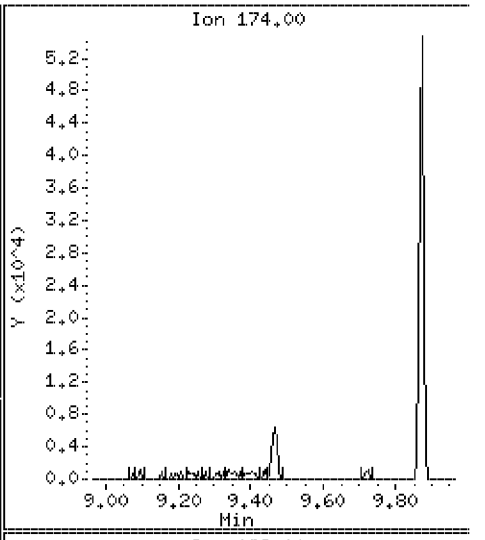

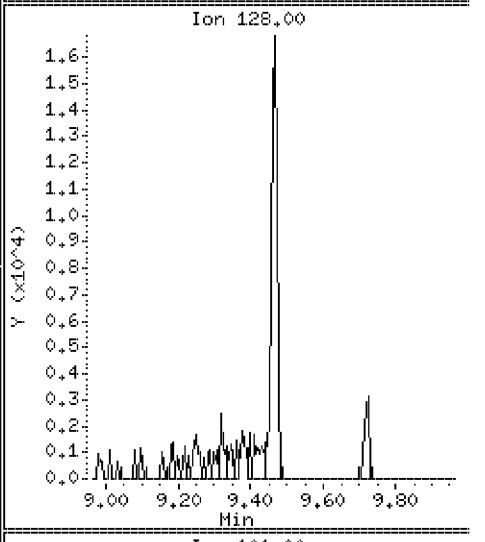

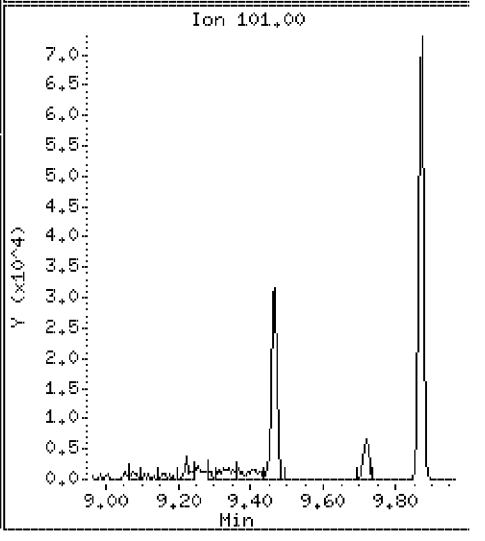

Data File: \\Svecd04\DD\chem\smsd03.i\S305031P.b\9295LCS.D

Date : 03-MAY-2012 17:36

Client ID: 128810LCS

Instrument: smsd03.i

Sample Info: SW128810LCS

Purge Volume: 1000.0

Operator: PEL

Column phase: HPMS-5

Column diameter: 0.25

107 Methapyrilene

Concentration: 32.6 ug/l

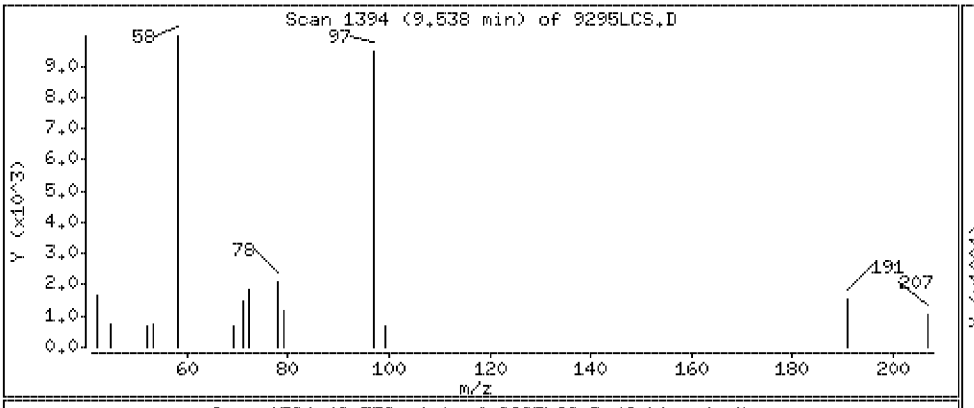

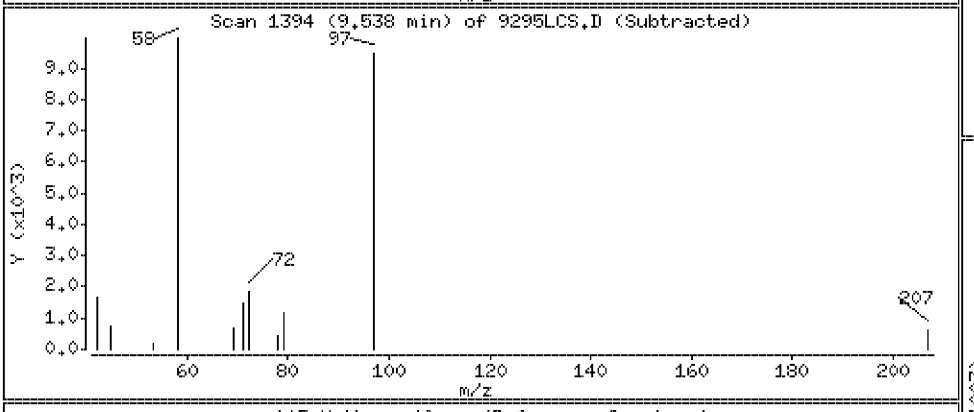

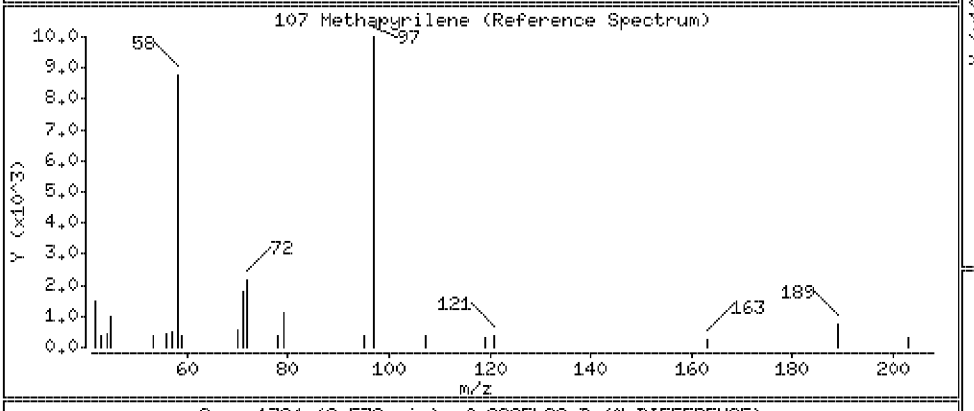

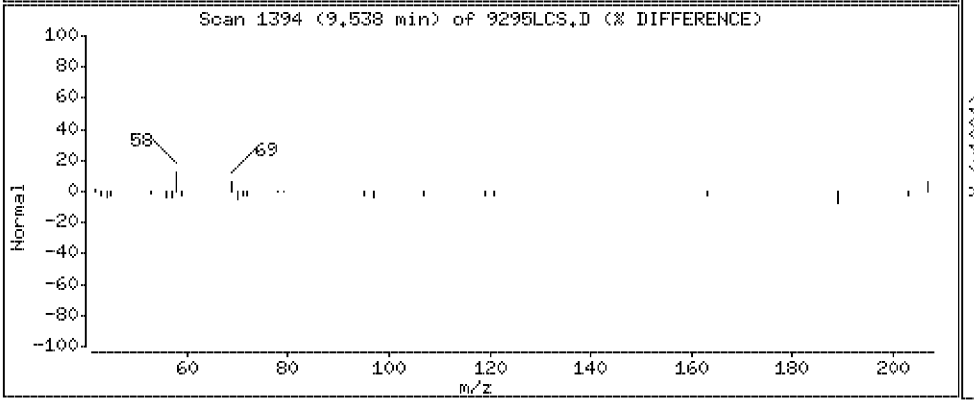

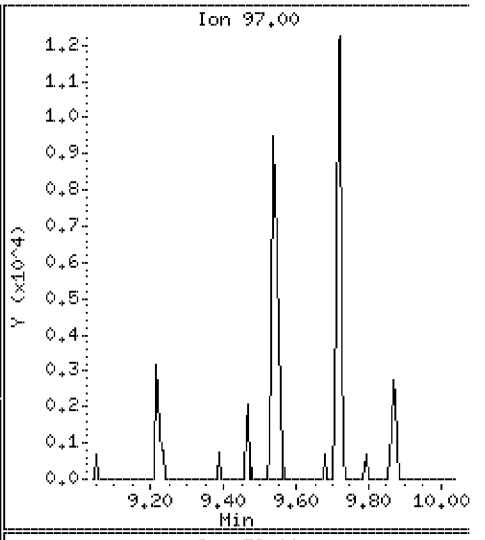

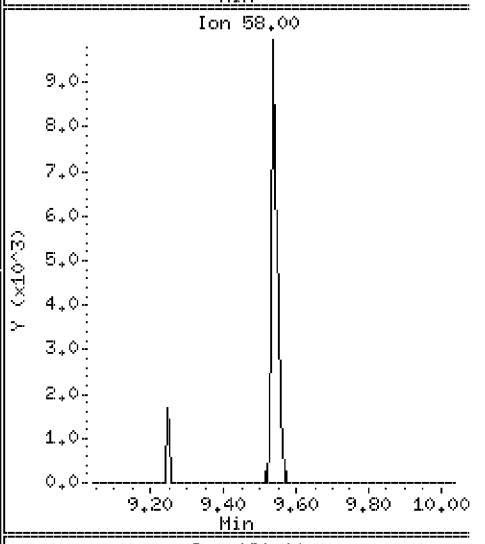

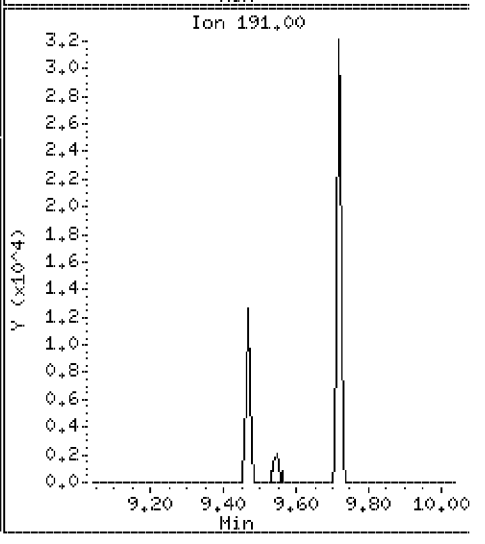

Data File: \\Svecd04\DD\chem\smsd03.i\S305031P.b\9295LCS.D

Date : 03-MAY-2012 17:36

Client ID: 128810LCS

Instrument: smsd03.i

Sample Info: SW128810LCS

Purge Volume: 1000.0

Operator: PEL

Column phase: HPMS-5

Column diameter: 0.25

108 Isodrin

Concentration: 38.2 ug/l

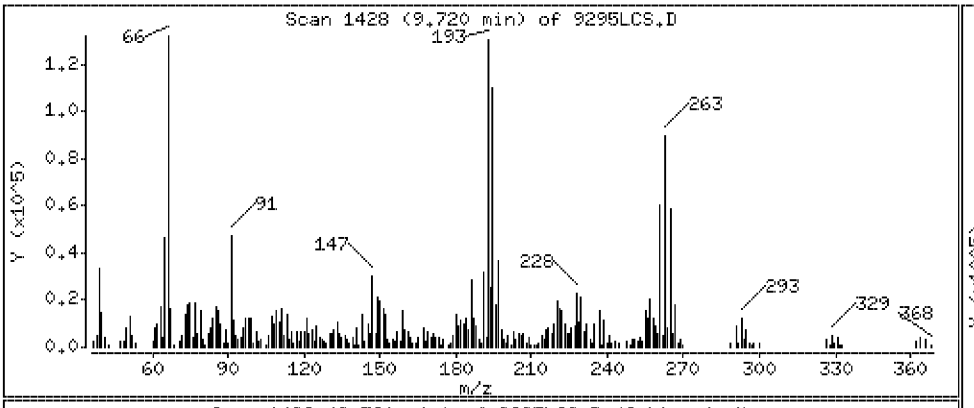

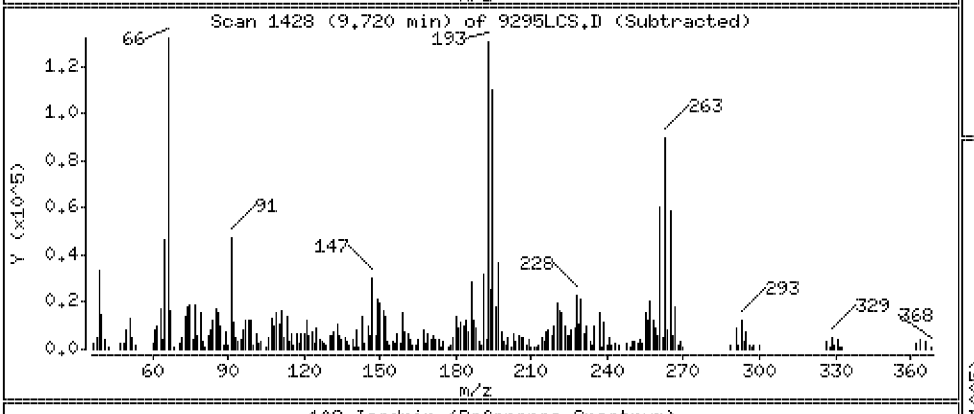

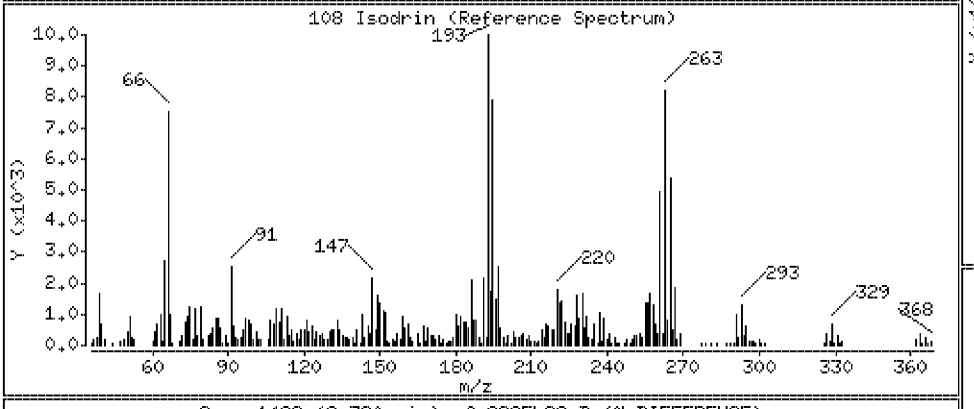

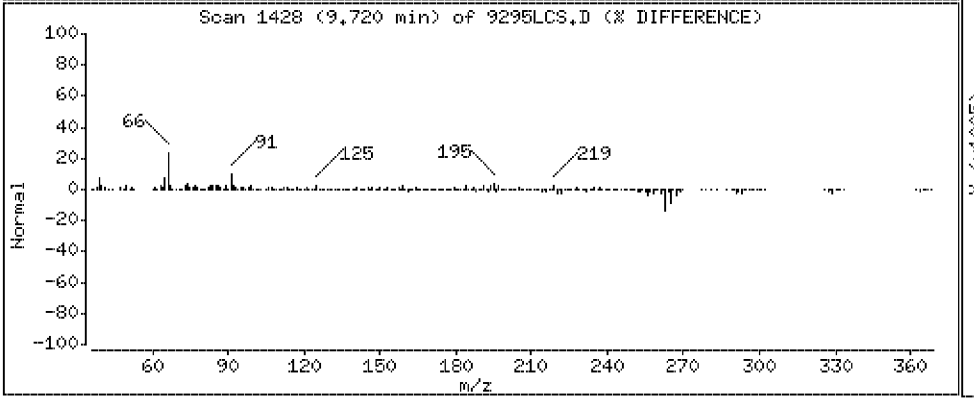

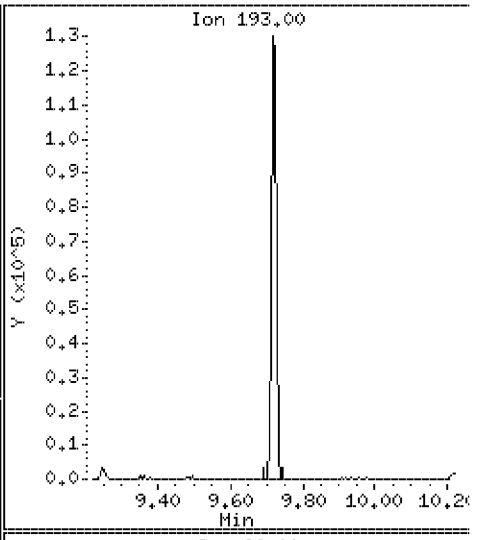

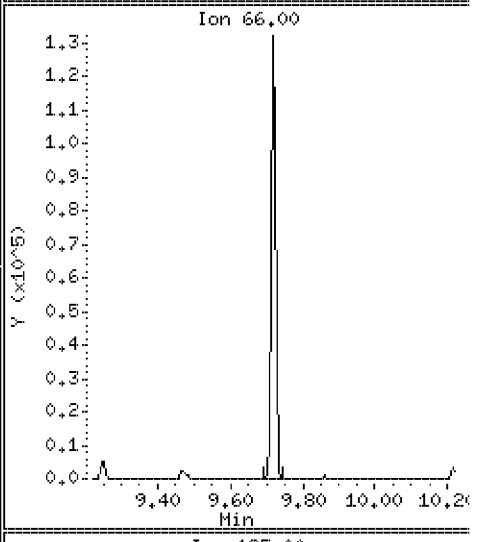

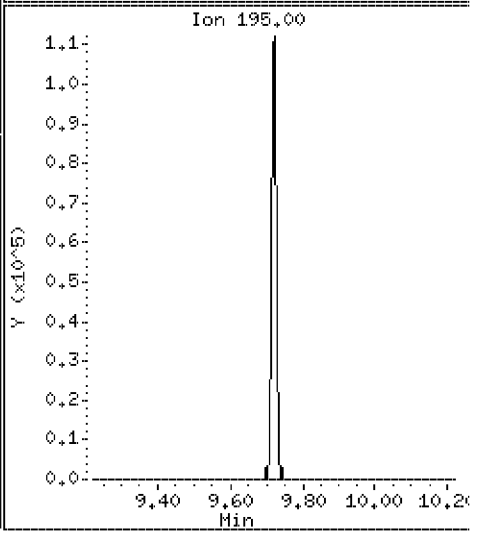

Data File: \\Svecd04\DD\chem\smsd03.i\S305031P.b\9295LCS.D

Date : 03-MAY-2012 17:36

Client ID: 128810LCS

Instrument: smsd03.i

Sample Info: SW128810LCS

Purge Volume: 1000.0

Operator: PEL

Column phase: HPMS-5

Column diameter: 0.25

109 Fluoranthene

Concentration: 41.3 ug/l

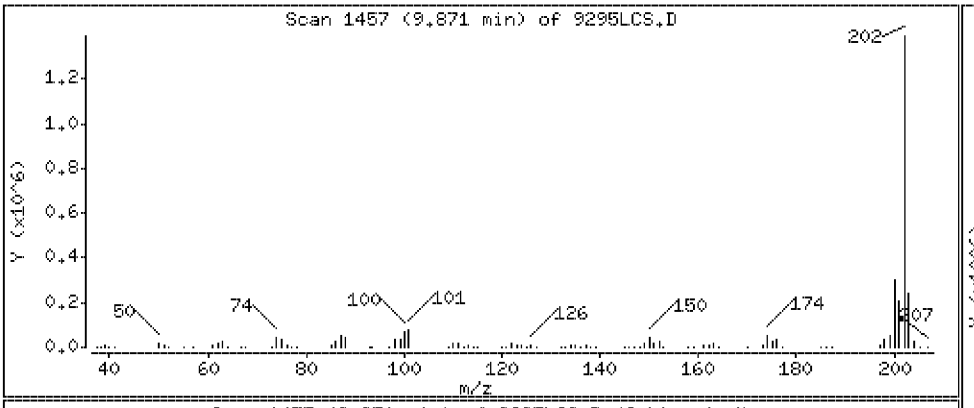

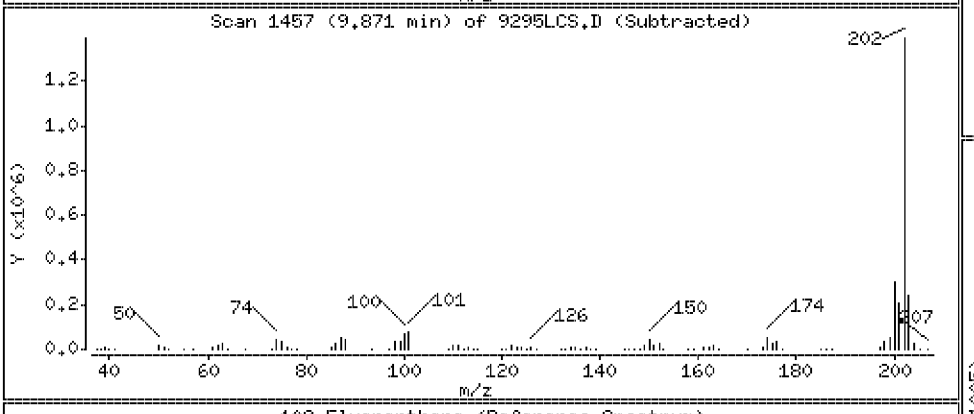

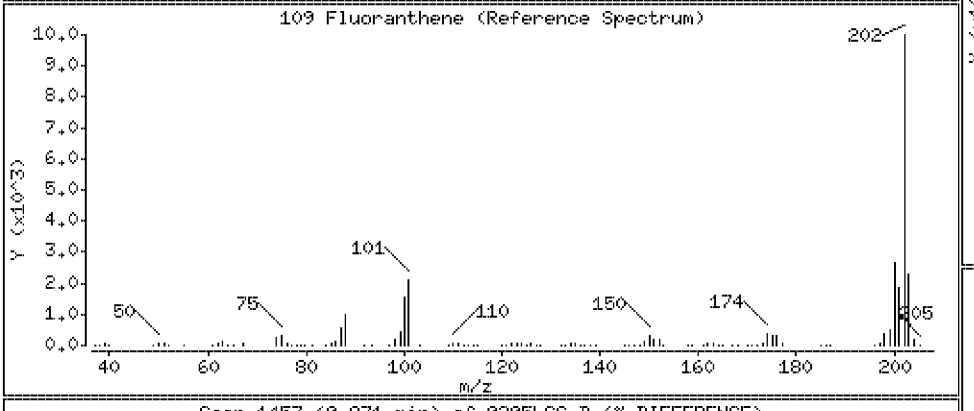

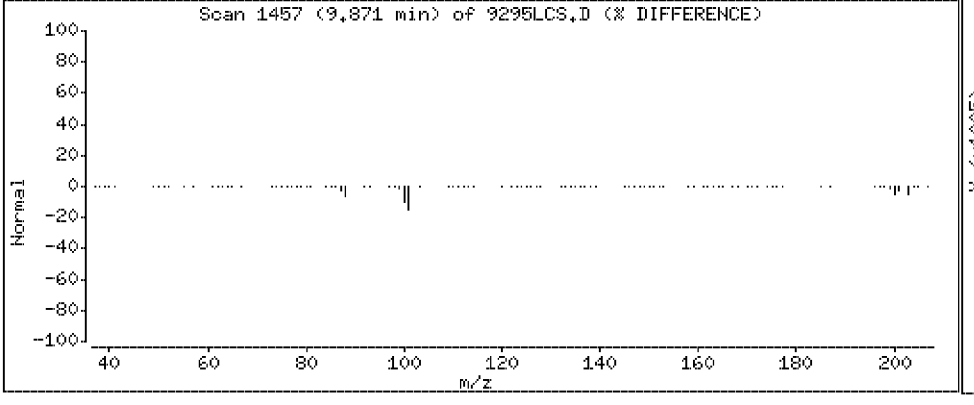

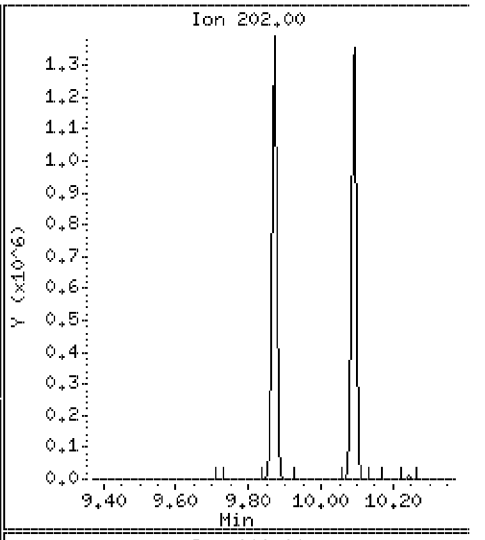

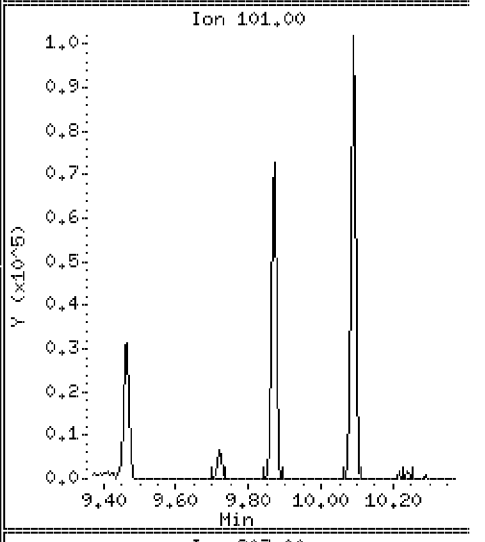

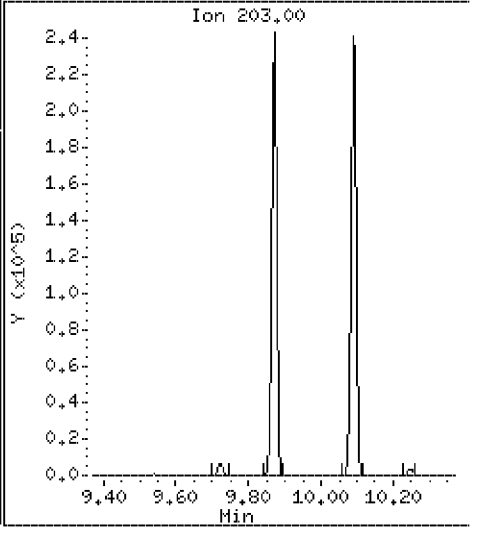

Data File: \\Svecd04\DD\chem\smsd03.i\S305031P.b\9295LCS.D

Date : 03-MAY-2012 17:36

Client ID: 128810LCS

Instrument: smsd03.i

Sample Info: SW128810LCS

Purge Volume: 1000.0

Operator: PEL

Column phase: HPMS-5

Column diameter: 0.25

111 Pyrene

Concentration: 38.0 ug/l

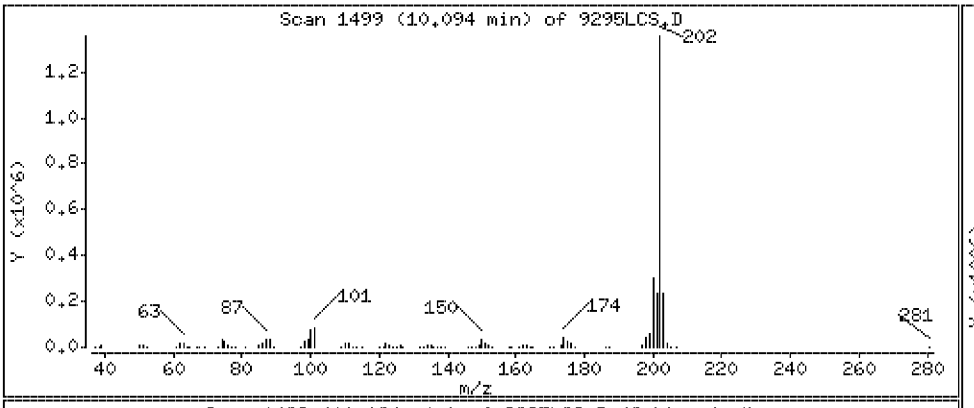

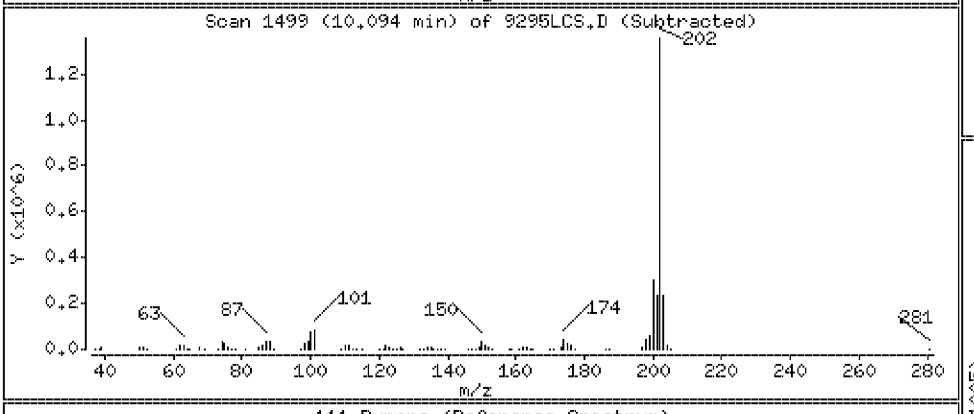

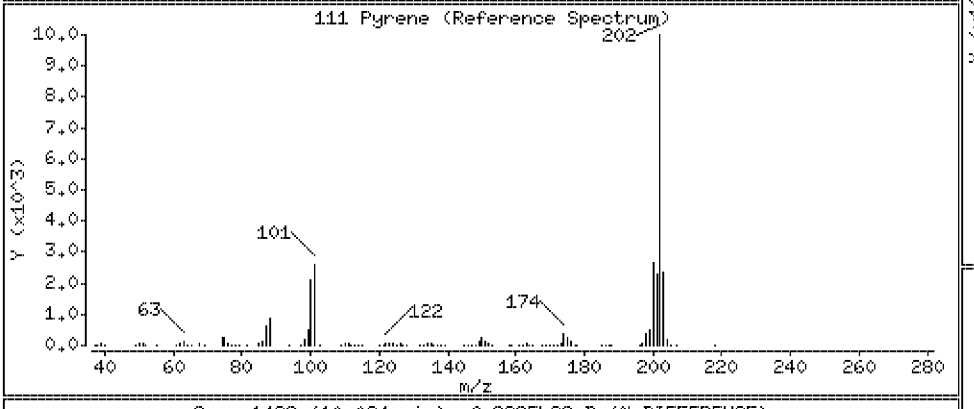

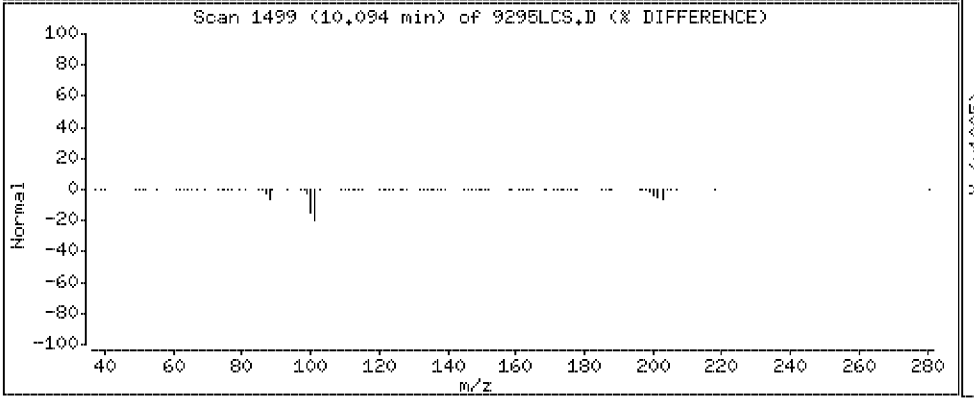

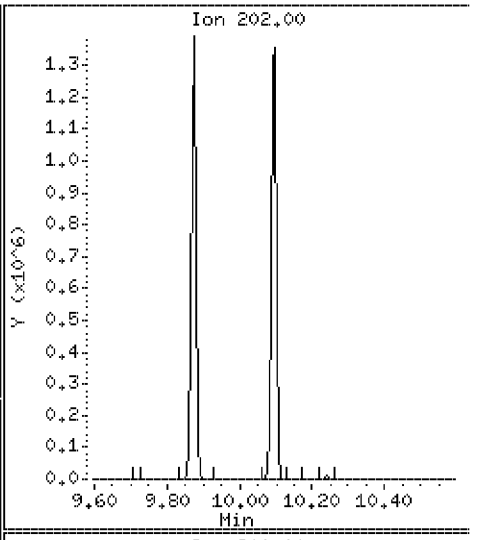

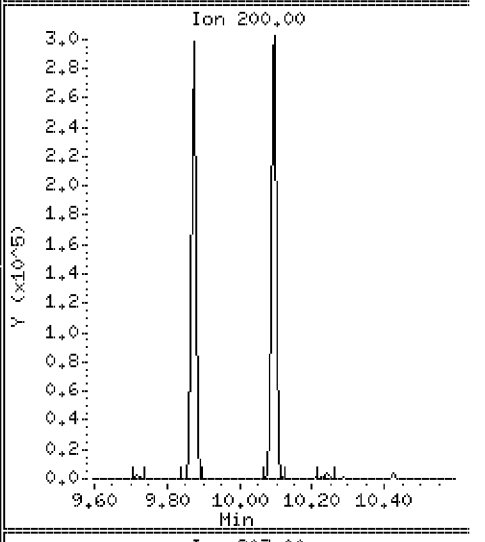

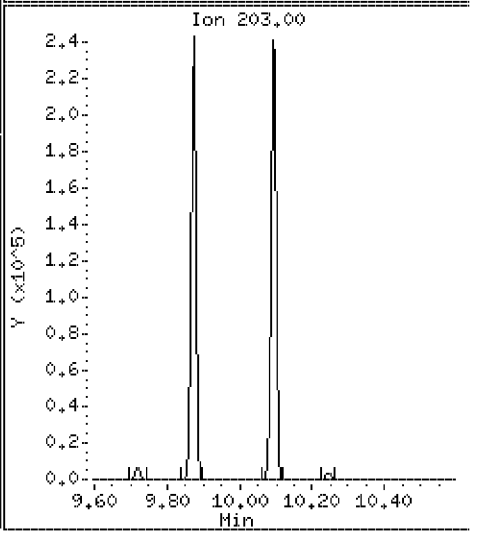

Data File: \\Svecd04\DD\chem\smsd03.i\S305031P.b\9295LCS.D

Date : 03-MAY-2012 17:36

Client ID: 128810LCS

Instrument: smsd03.i

Sample Info: SW128810LCS

Purge Volume: 1000.0

Operator: PEL

Column phase: HPMS-5

Column diameter: 0.25

113 Aramite

Concentration: 29.3 ug/l

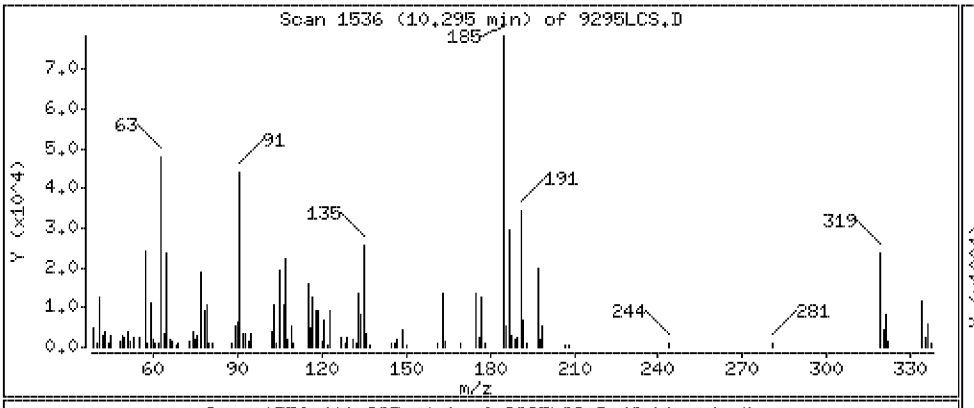

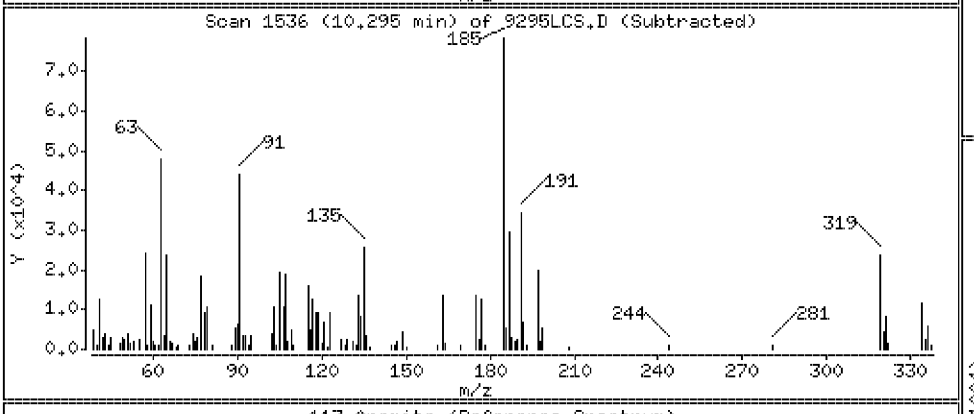

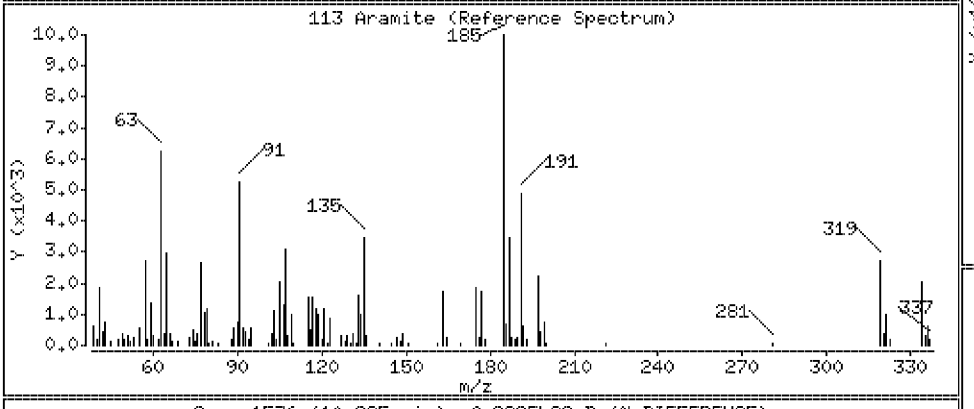

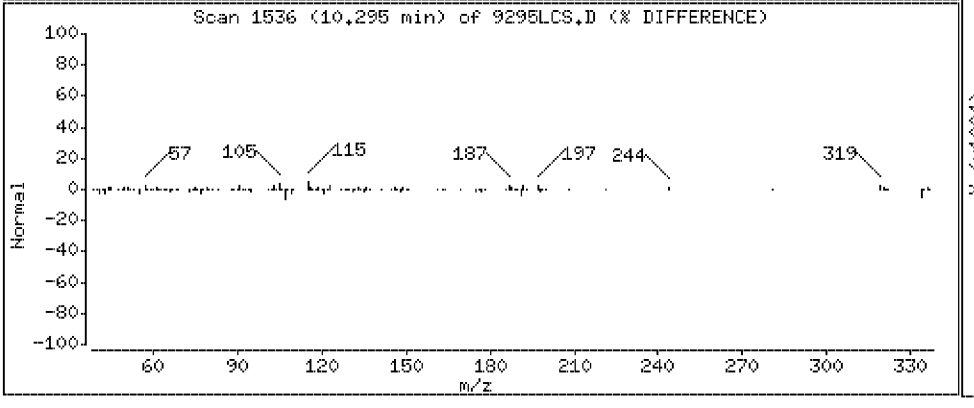

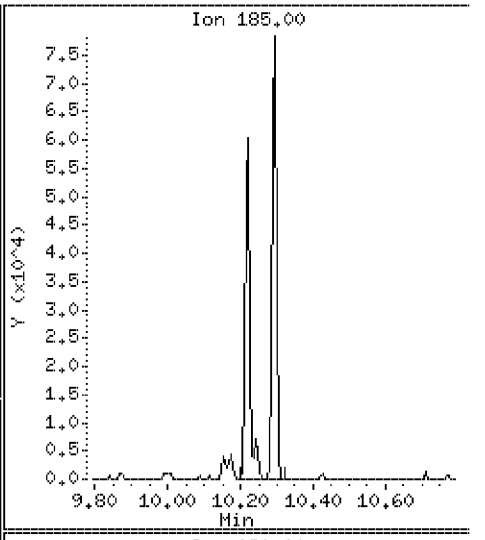

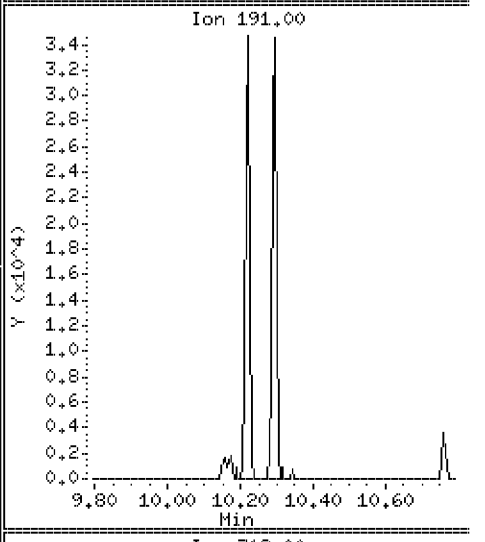

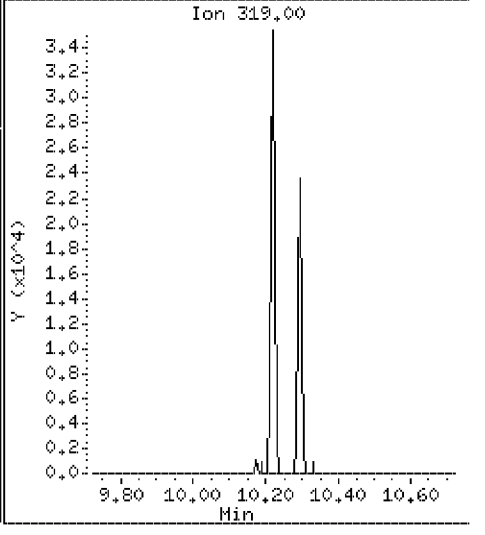

Data File: \\Svecd04\DD\chem\smsd03.i\S305031P.b\9295LCS.D

Date : 03-MAY-2012 17:36

Client ID: 128810LCS

Instrument: smsd03.i

Sample Info: SW128810LCS

Purge Volume: 1000.0

Operator: PEL

Column phase: HPMS-5

Column diameter: 0.25

114 p-Dimethylamino azobenzene

Concentration: 29.5 ug/l

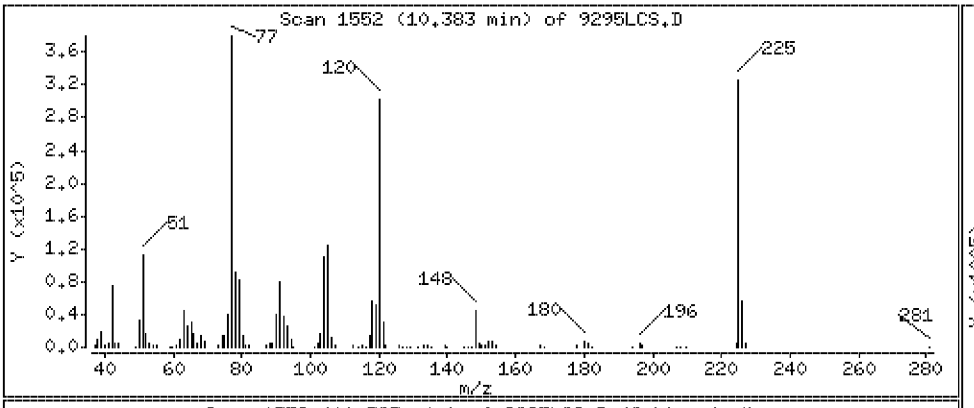

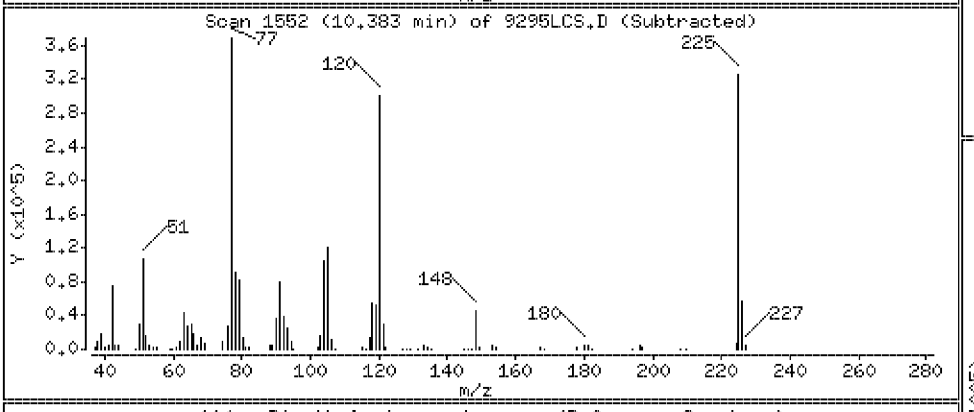

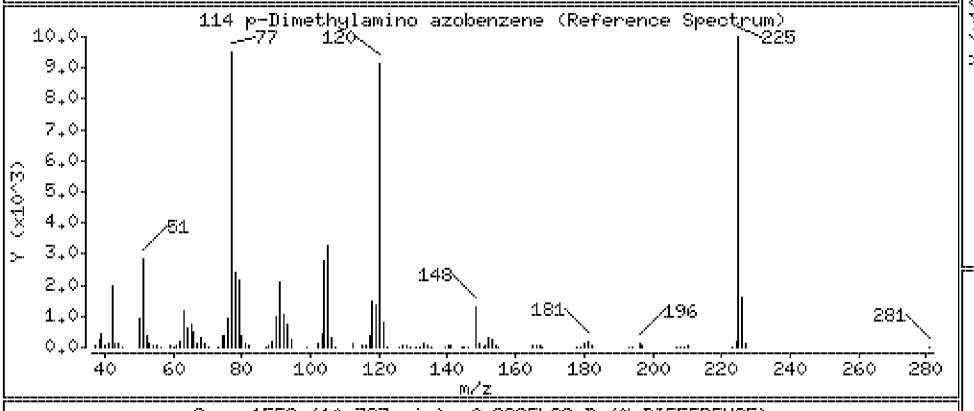

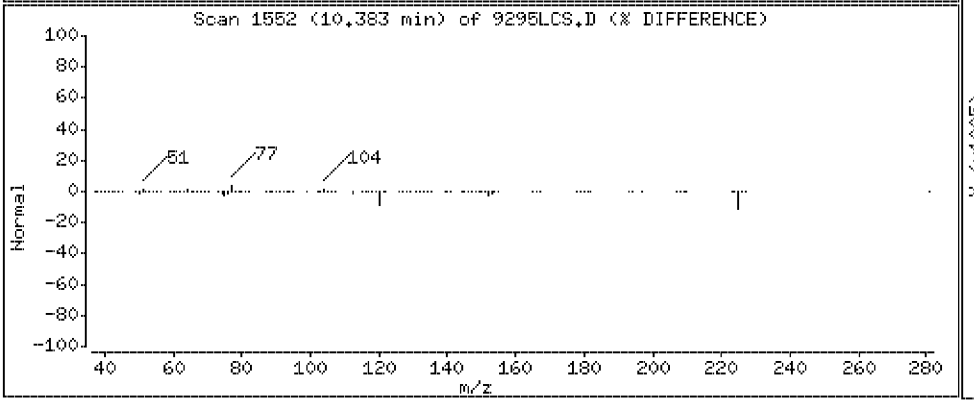

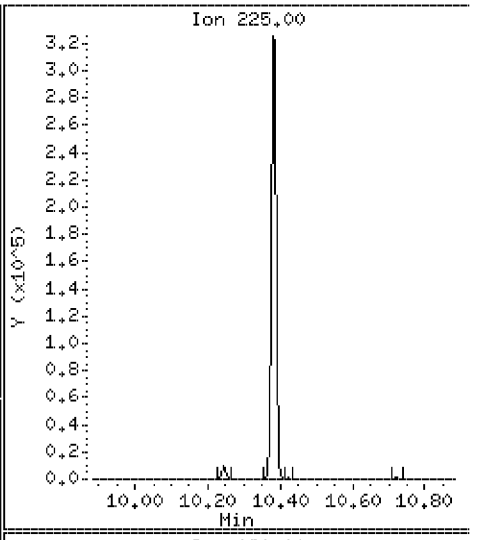

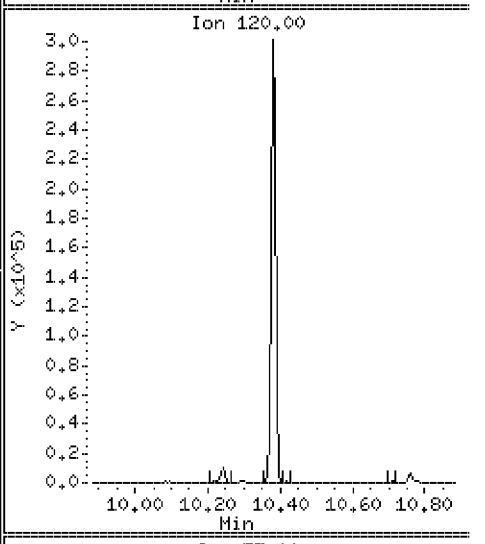

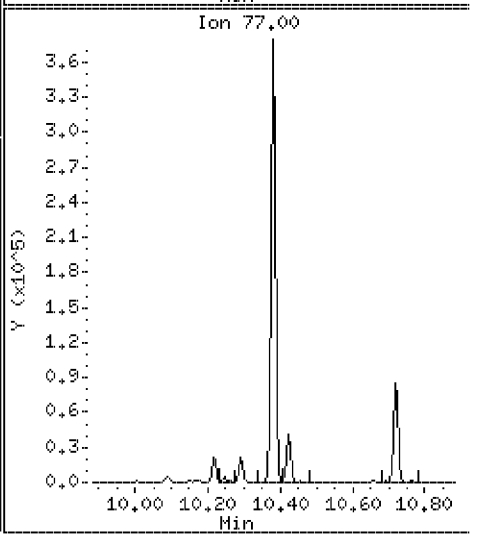

Data File: \\Svecd04\DD\chem\smsd03.i\S305031P.b\9295LCS.D

Date : 03-MAY-2012 17:36

Client ID: 128810LCS

Instrument: smsd03.i

Sample Info: SW128810LCS

Purge Volume: 1000.0

Operator: PEL

Column phase: HPMS-5

Column diameter: 0.25

115 Chlorobenzilate

Concentration: 28.5 ug/l

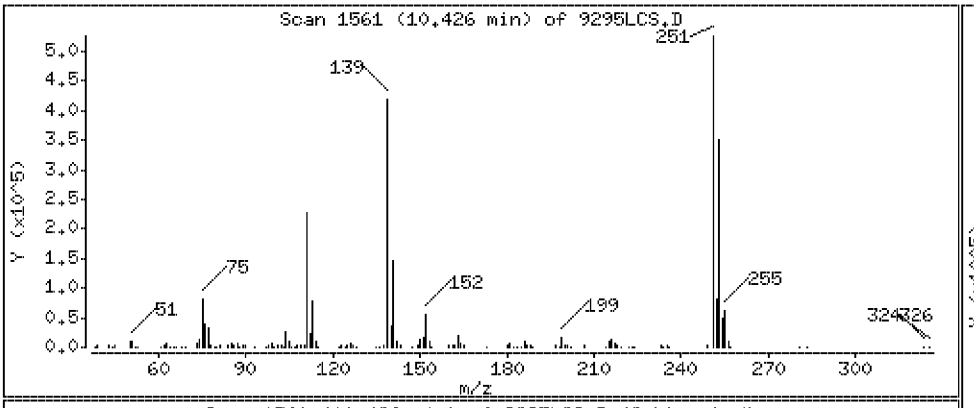

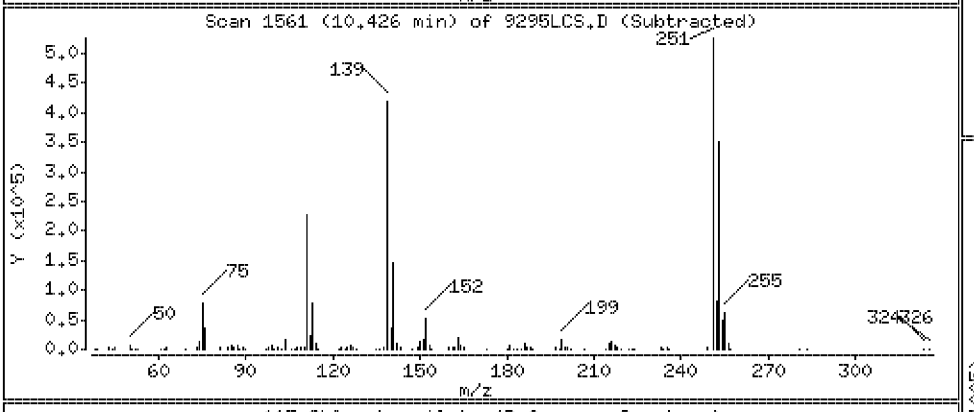

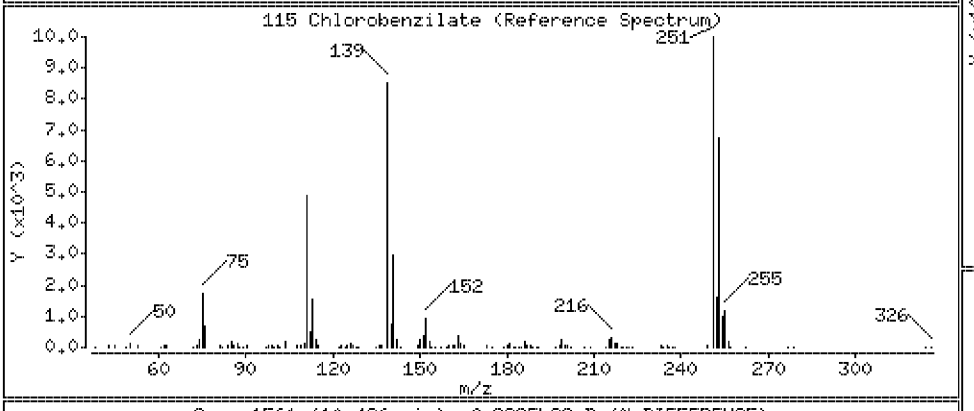

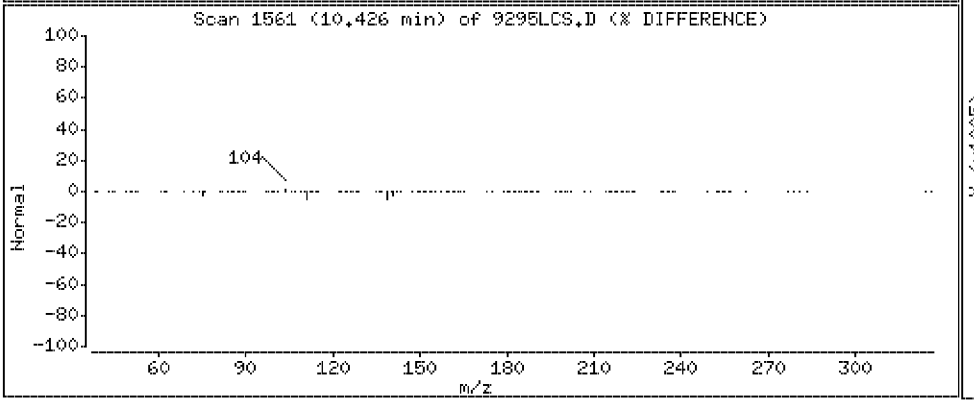

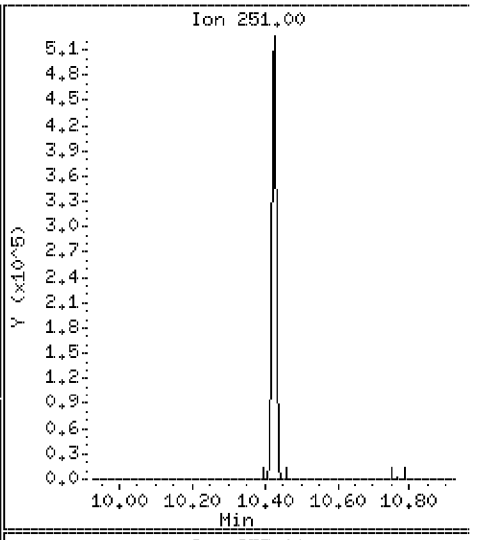

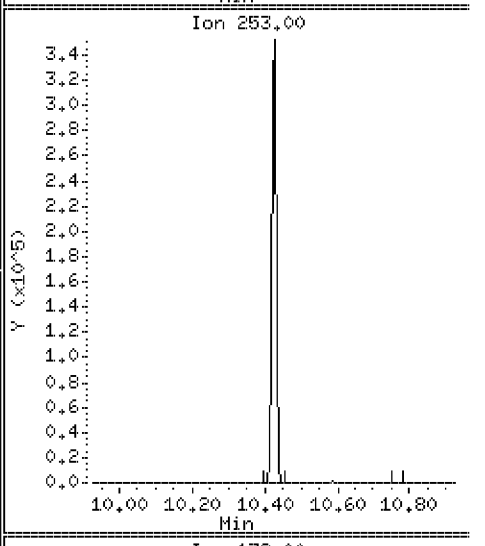

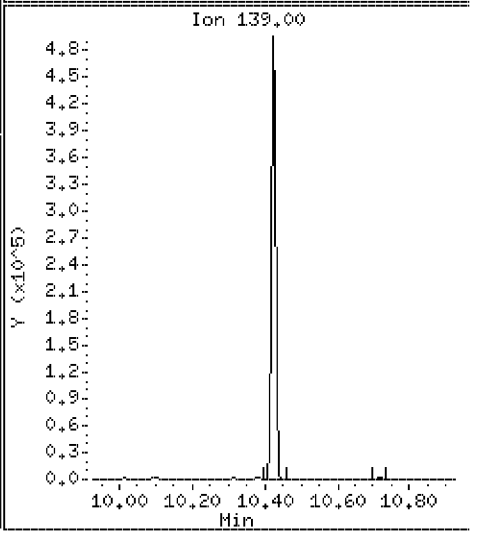

Data File: \\Svecd04\DD\chem\smsd03.i\S305031P.b\9295LCS.D

Date : 03-MAY-2012 17:36

Client ID: 128810LCS

Instrument: smsd03.i

Sample Info: SW128810LCS

Purge Volume: 1000.0

Operator: PEL

Column phase: HPMS-5

Column diameter: 0.25

116 Kepone

Concentration: 19.0 ug/l

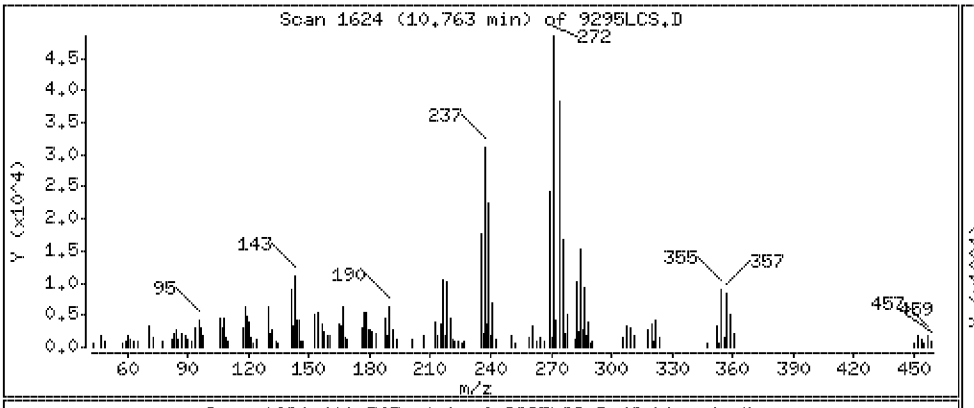

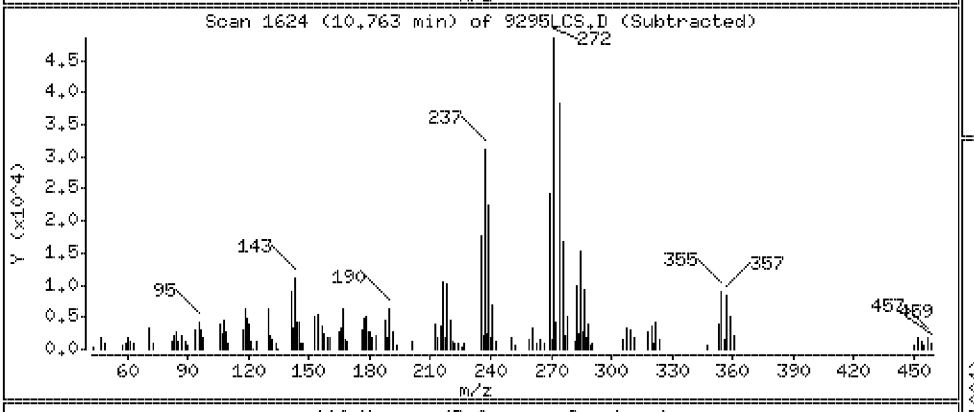

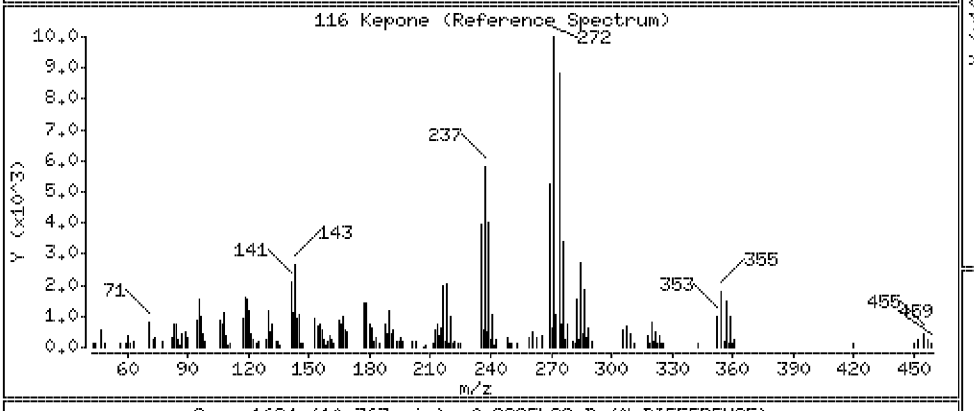

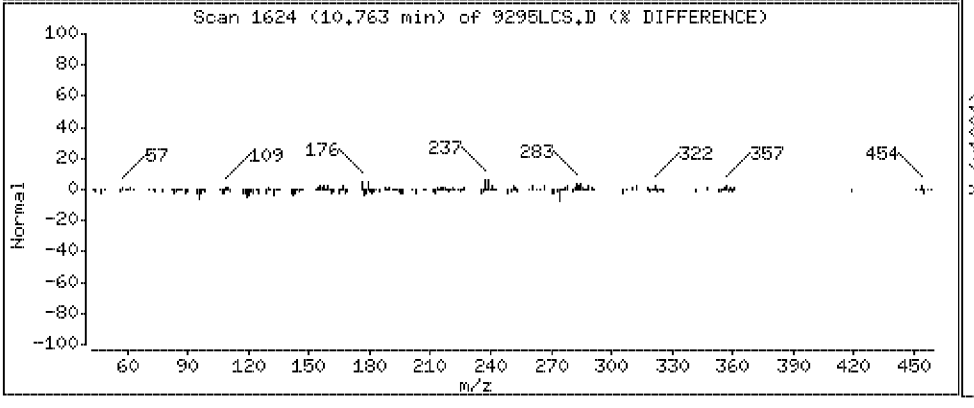

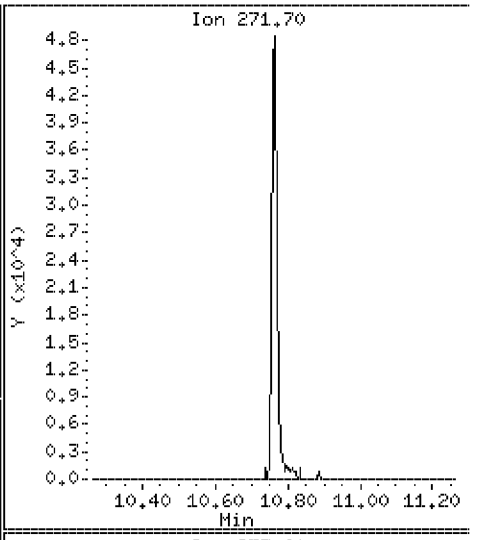

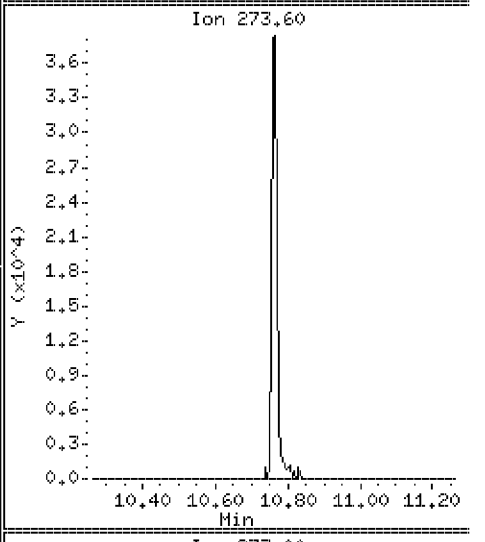

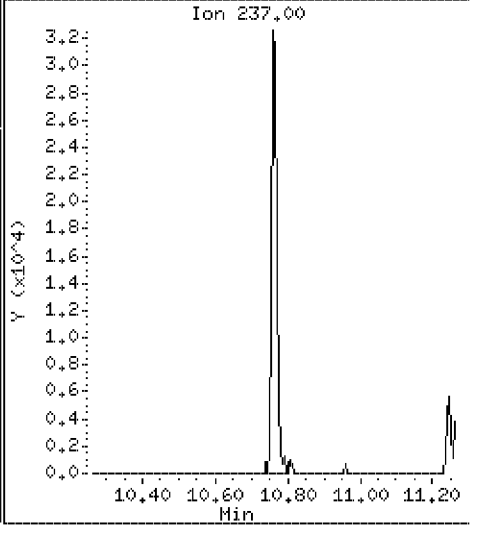

Data File: \\Svecd04\DD\chem\smsd03.i\S305031P.b\9295LCS.D

Date : 03-MAY-2012 17:36

Client ID: 128810LCS

Instrument: smsd03.i

Sample Info: SW128810LCS

Purge Volume: 1000.0

Operator: PEL

Column phase: HPMS-5

Column diameter: 0.25

117 3,3-Dimethylbenzidine

Concentration: 3.4 ug/l

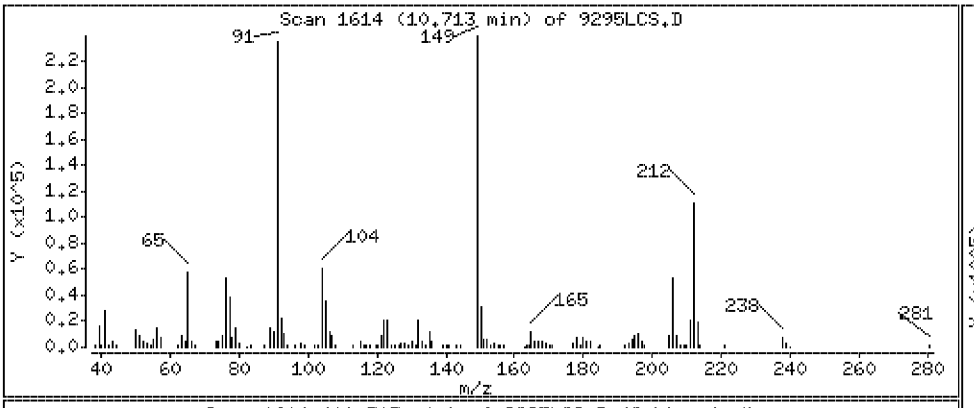

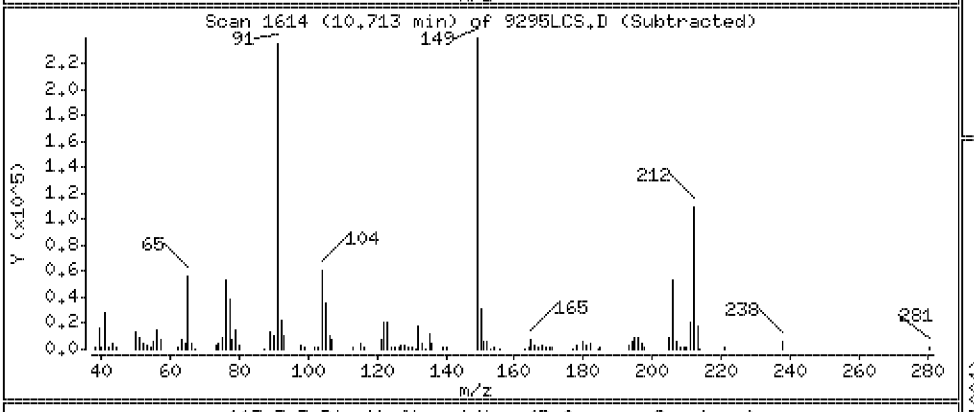

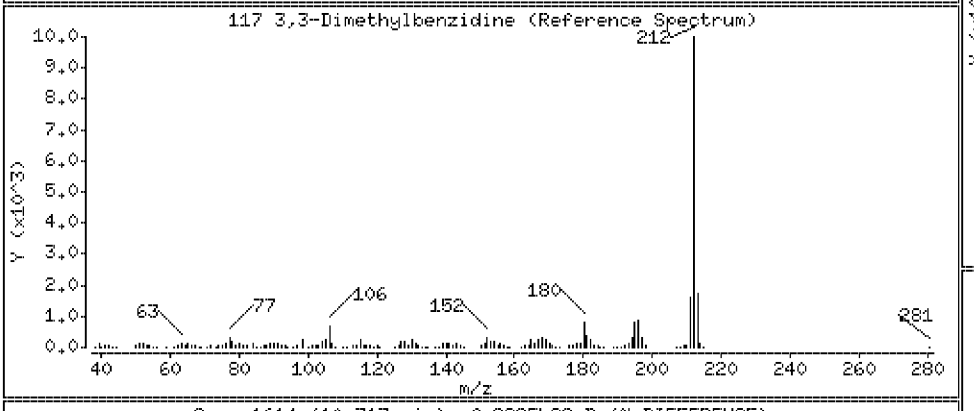

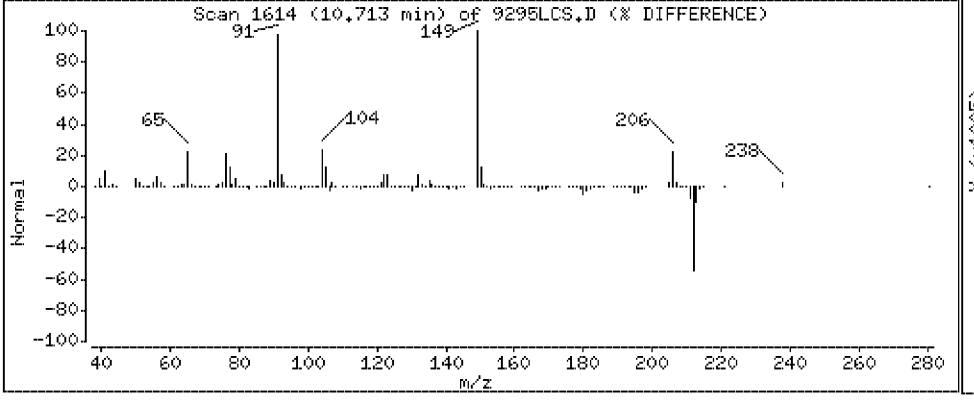

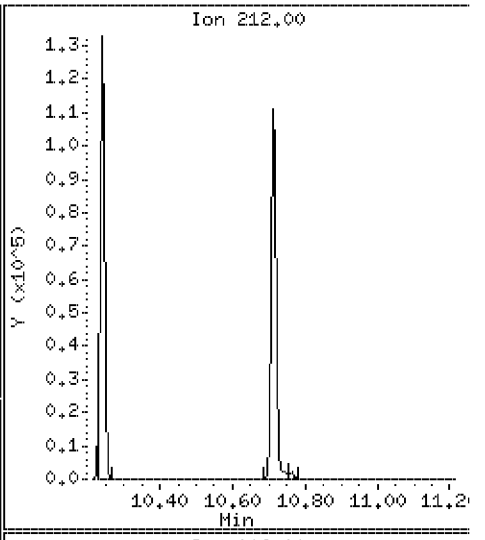

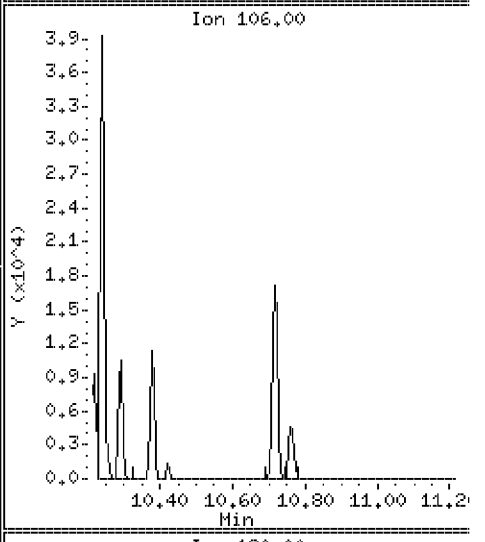

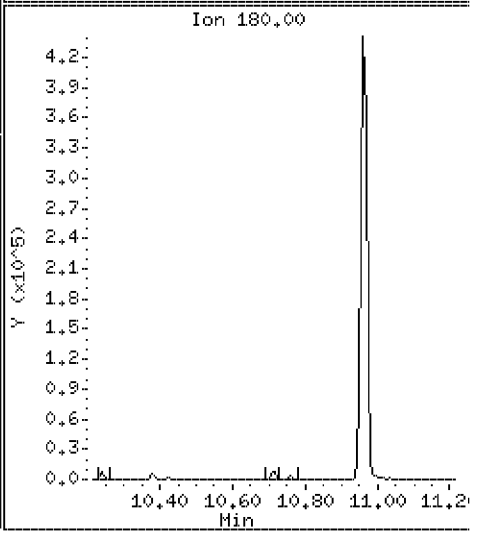

Data File: \\Svecd04\DD\chem\smsd03.i\S305031P.b\9295LCS.D

Date : 03-MAY-2012 17:36

Client ID: 128810LCS

Instrument: smsd03.i

Sample Info: SW128810LCS

Purge Volume: 1000.0

Operator: PEL

Column phase: HPMS-5

Column diameter: 0.25

118 Butylbenzylphthalate

Concentration: 39.5 ug/l

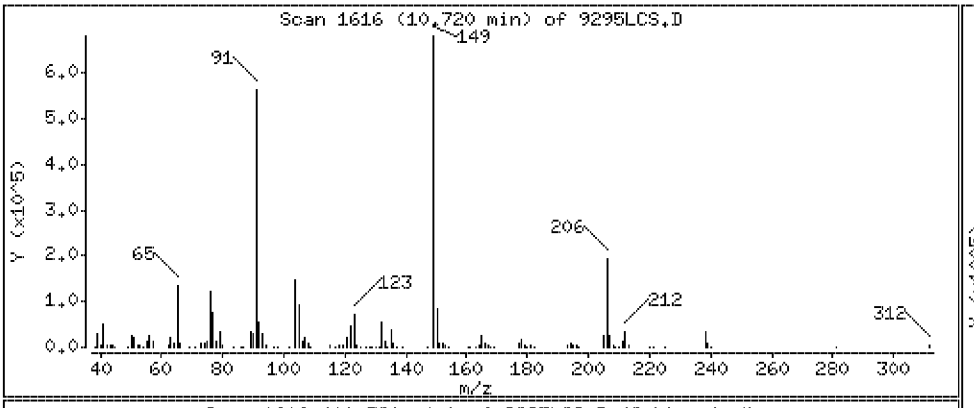

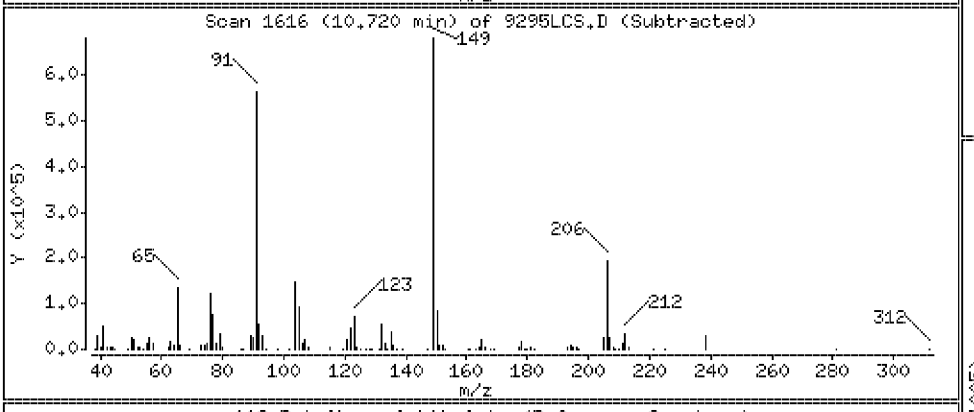

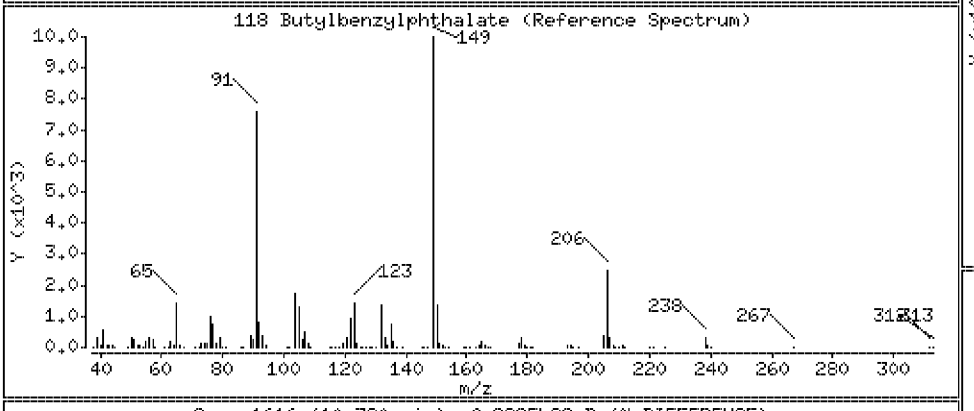

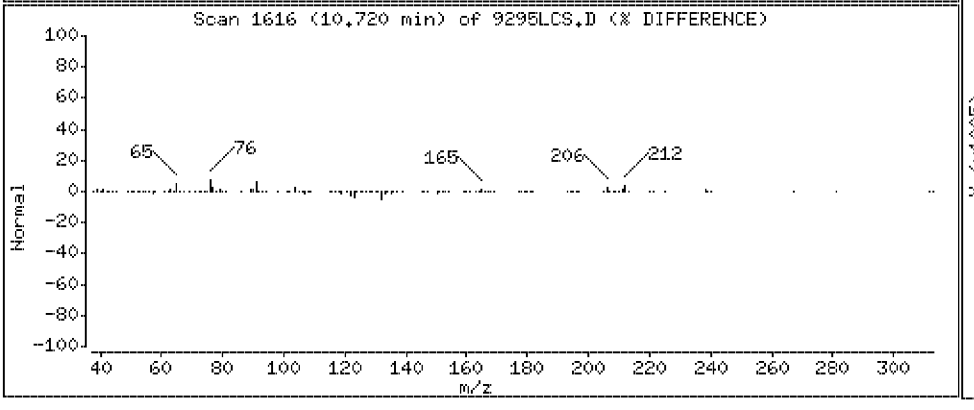

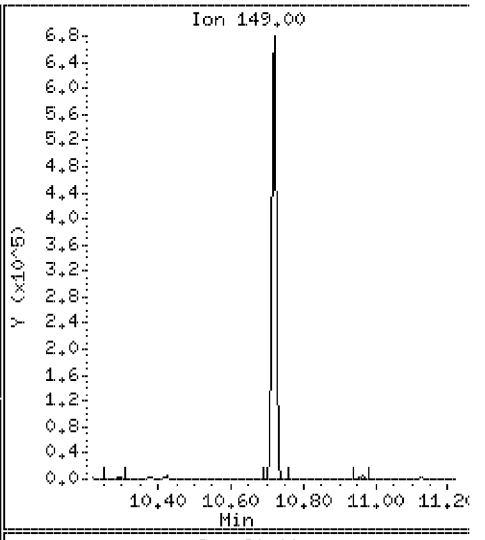

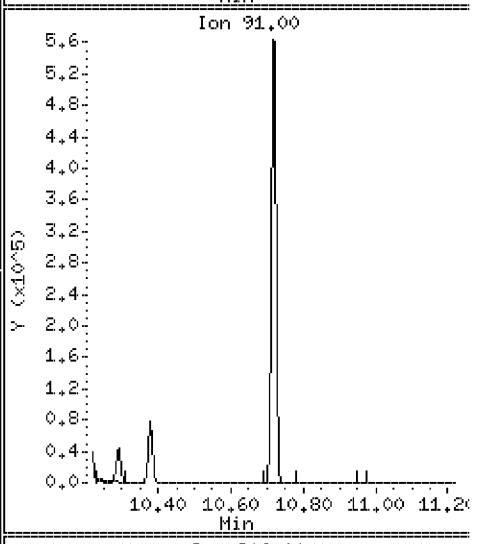

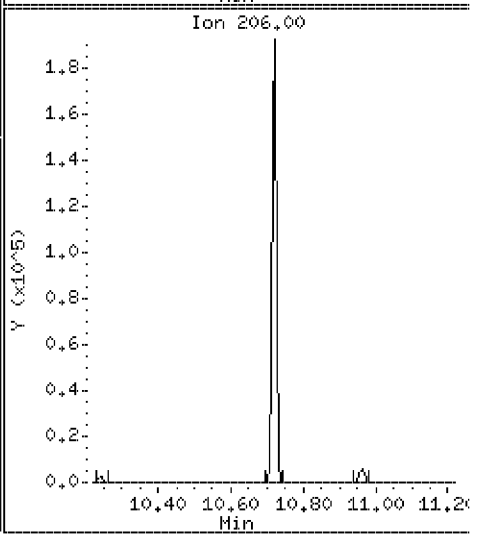

Data File: \\Svecd04\DD\chem\smsd03.i\S305031P.b\9295LCS.D

Date : 03-MAY-2012 17:36

Client ID: 128810LCS

Instrument: smsd03.i

Sample Info: SW128810LCS

Purge Volume: 1000.0

Operator: PEL

Column phase: HPMS-5

Column diameter: 0.25

119 2-Acetylaminofluorene

Concentration: 27.5 ug/l

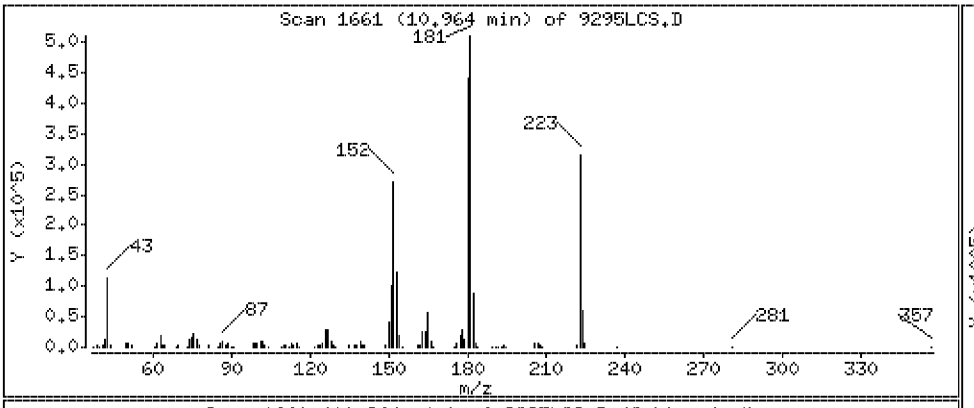

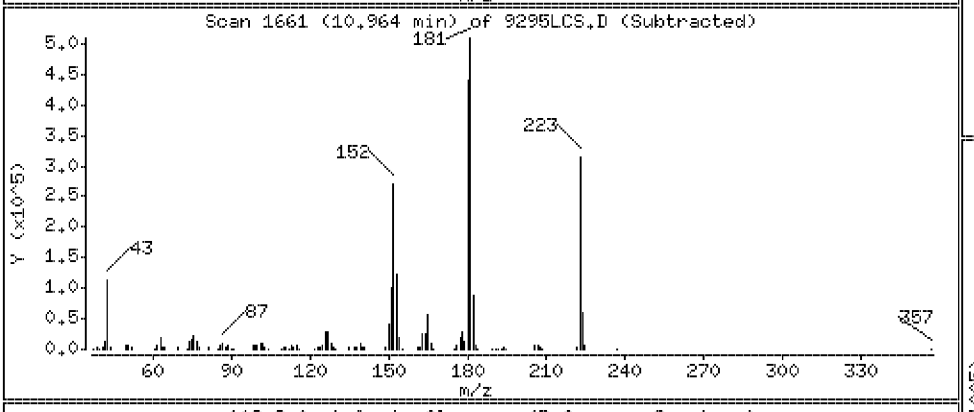

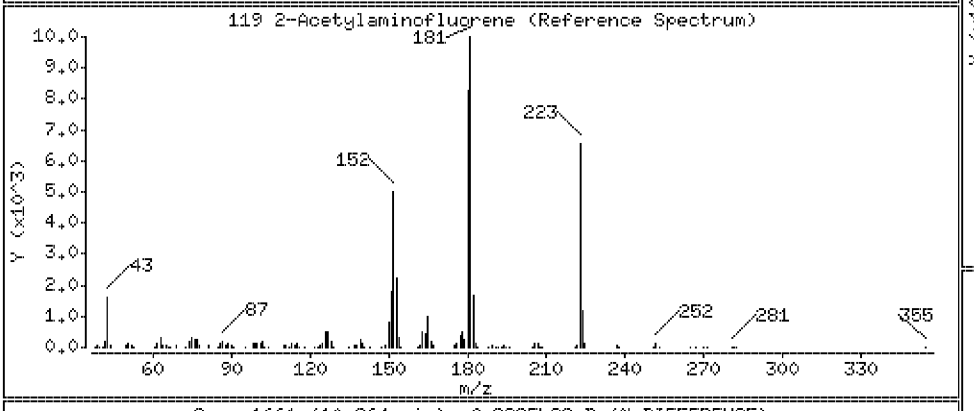

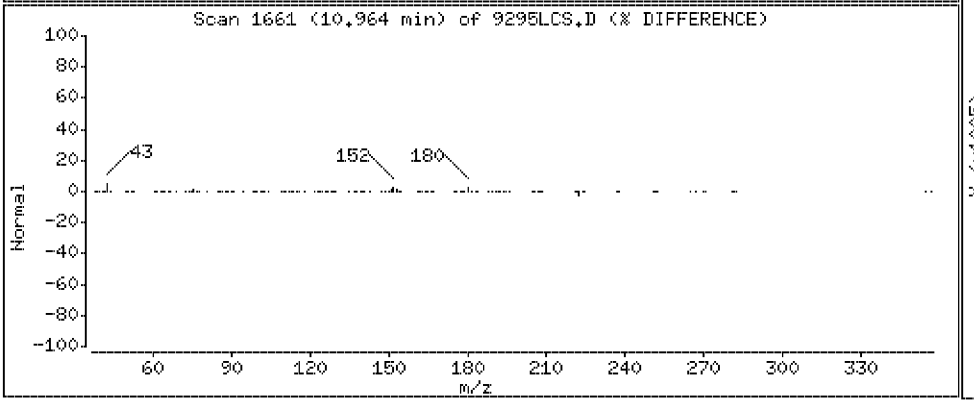

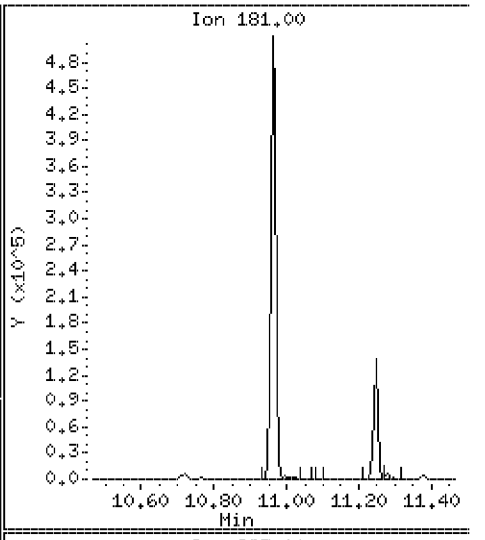

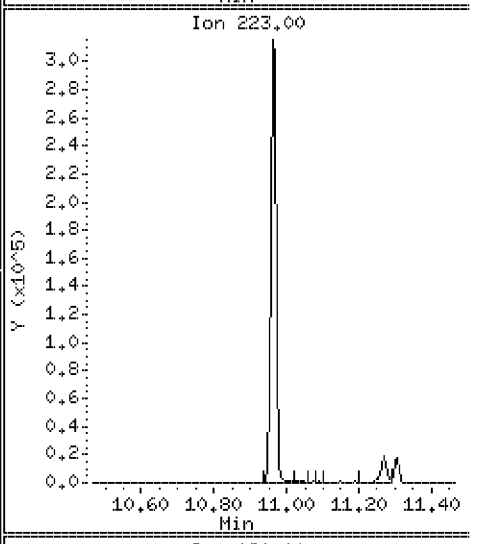

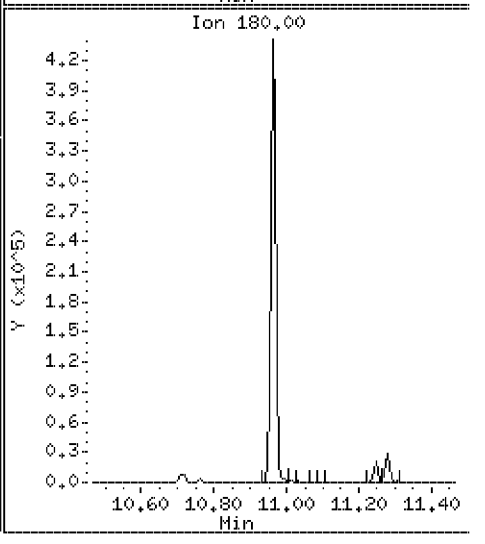

Data File: \\Svecd04\DD\chem\smsd03.i\S305031P.b\9295LCS.D

Date : 03-MAY-2012 17:36

Client ID: 128810LCS

Instrument: smsd03.i

Sample Info: SW128810LCS

Purge Volume: 1000.0

Operator: PEL

Column phase: HPMS-5

Column diameter: 0.25

120 Benzo[a]anthracene

Concentration: 39.2 ug/l

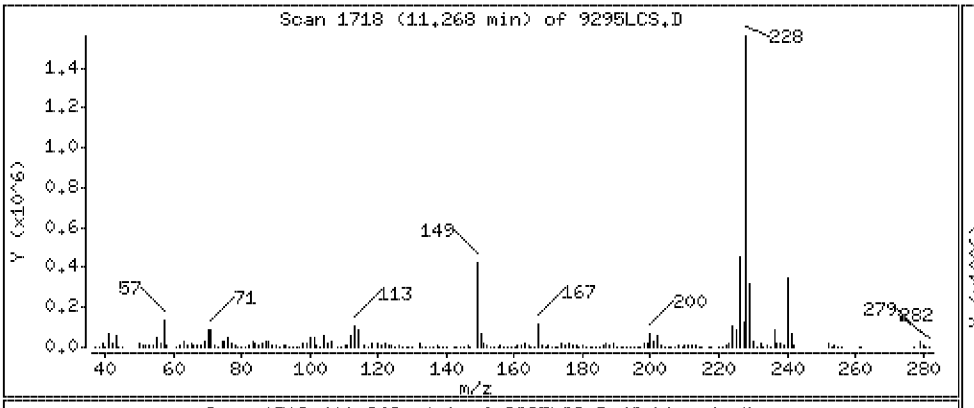

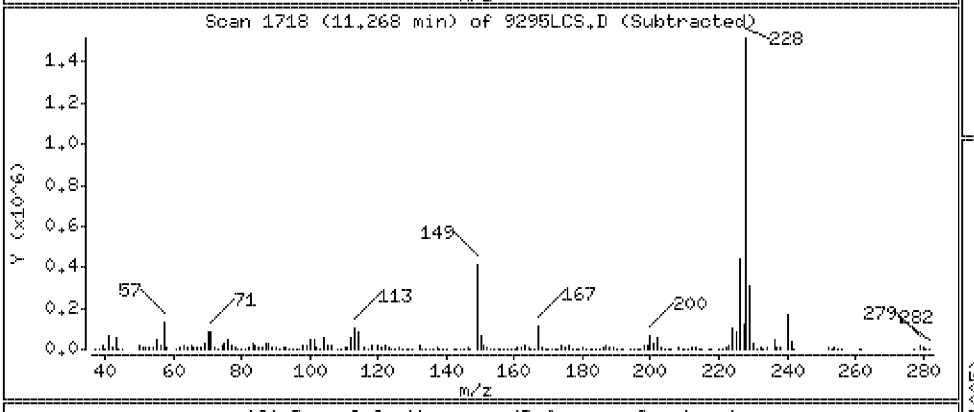

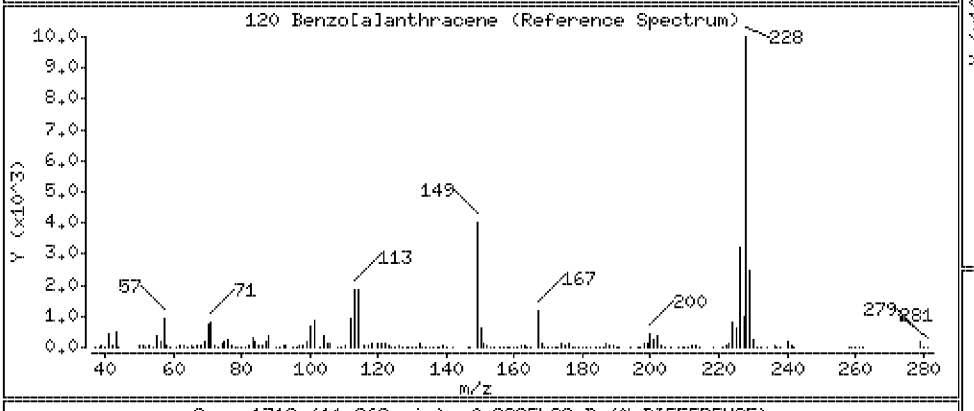

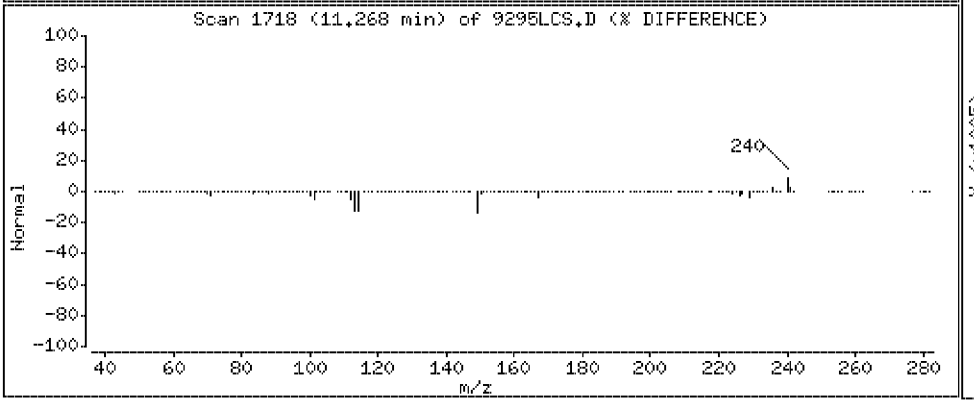

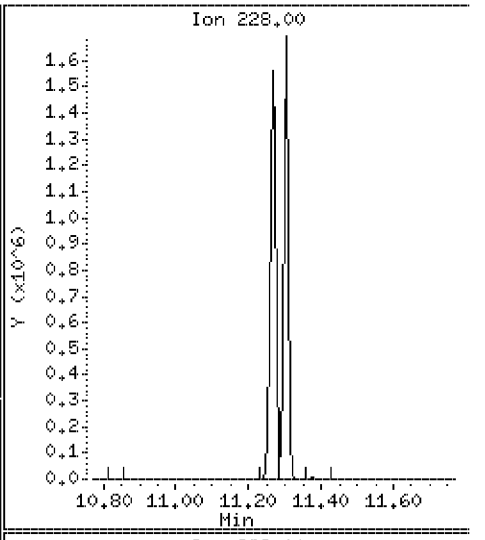

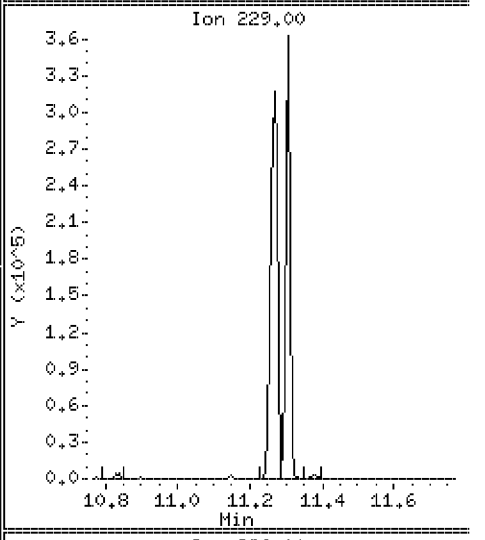

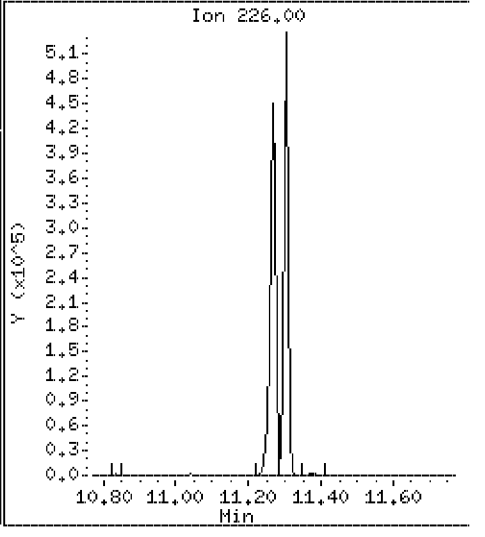

Data File: \\Svecd04\DD\chem\smsd03.i\S305031P.b\9295LCS.D

Date : 03-MAY-2012 17:36

Client ID: 128810LCS

Instrument: smsd03.i

Sample Info: SW128810LCS

Purge Volume: 1000.0

Operator: PEL

Column phase: HPMS-5

Column diameter: 0.25

122 3,3'-Dichlorobenzidine

Concentration: 65.8 ug/l

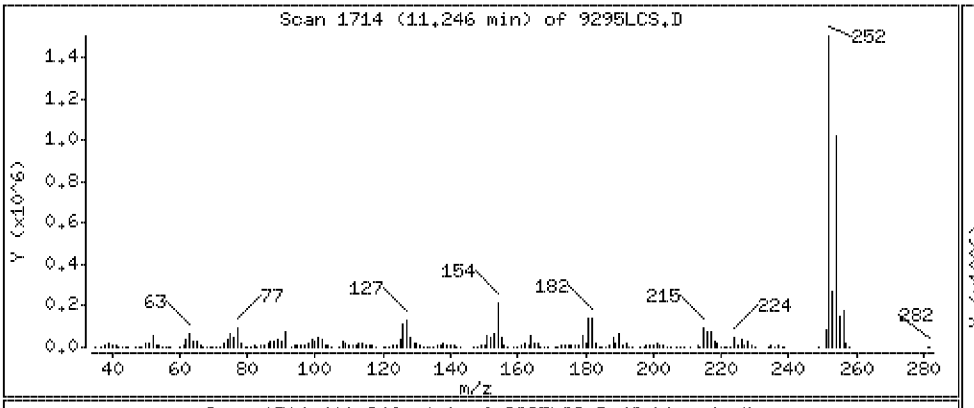

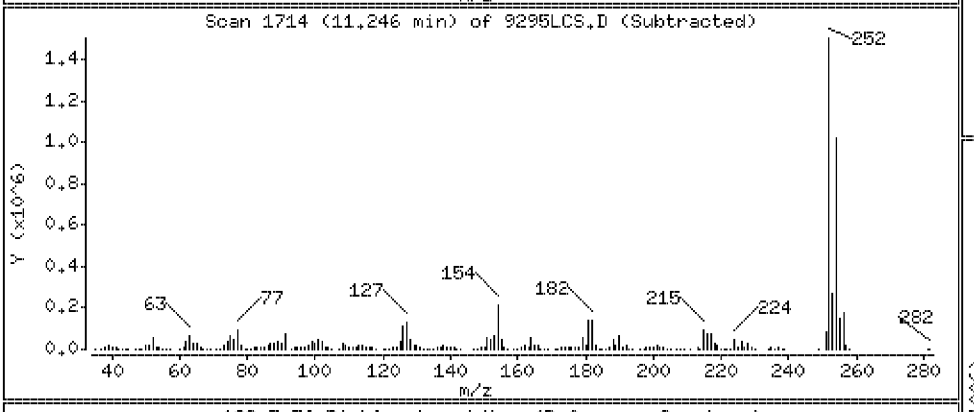

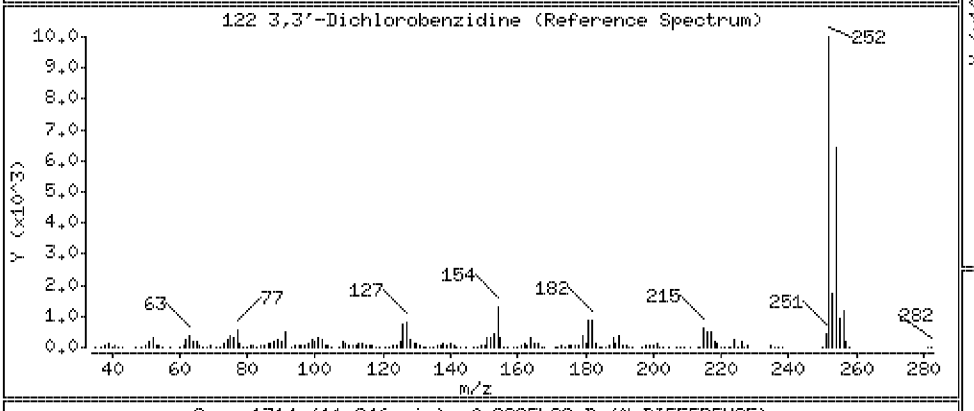

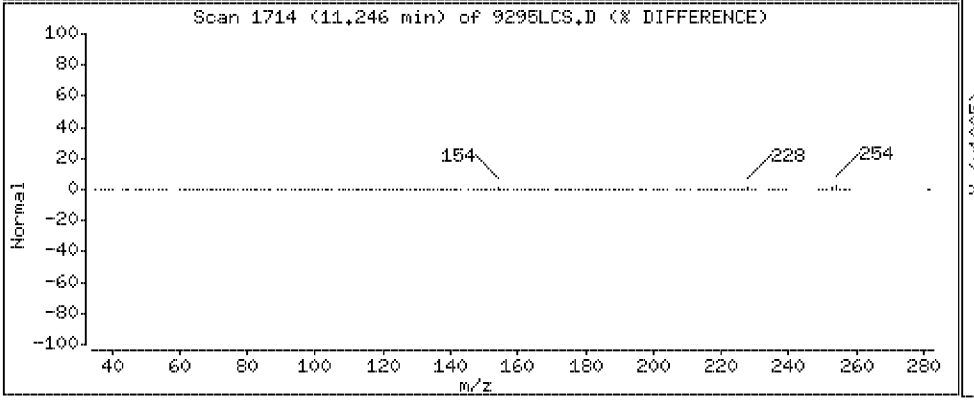

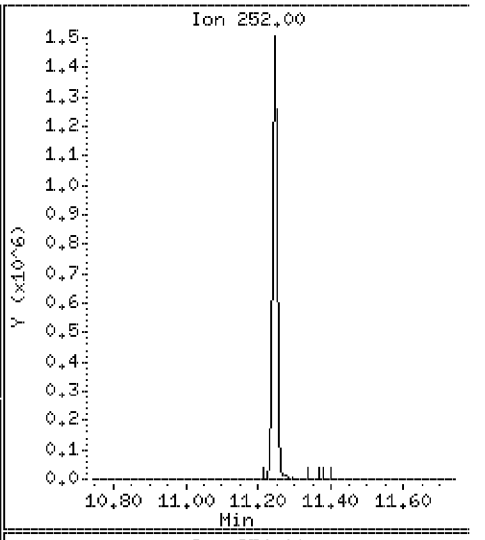

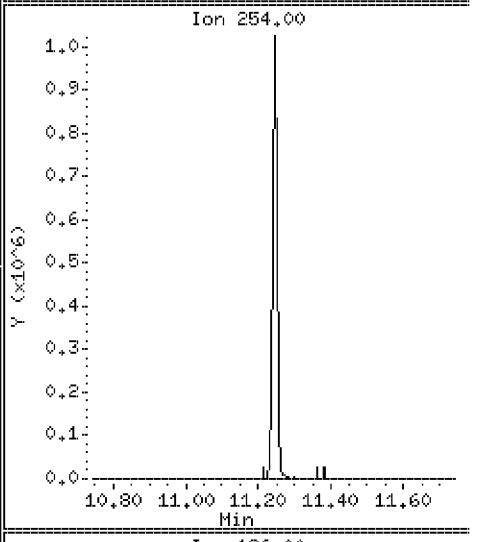

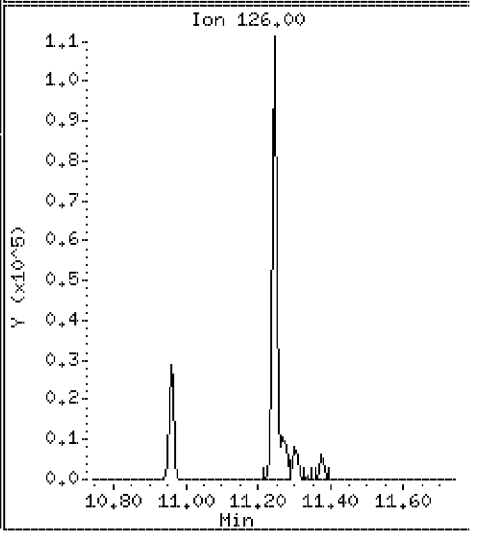

Data File: \\Svecd04\DD\chem\smsd03.i\S305031P.b\9295LCS.D

Date : 03-MAY-2012 17:36

Client ID: 128810LCS

Instrument: smsd03.i

Sample Info: SW128810LCS

Purge Volume: 1000.0

Operator: PEL

Column phase: HPMS-5

Column diameter: 0.25

123 Chrysene

Concentration: 38.3 ug/l

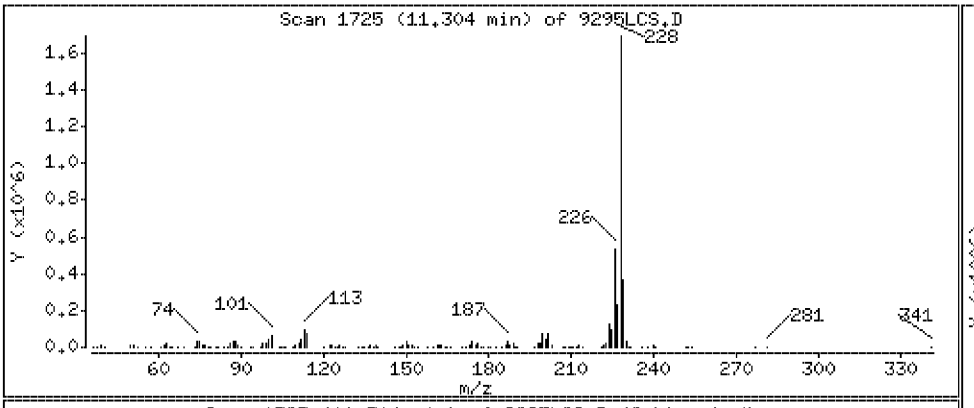

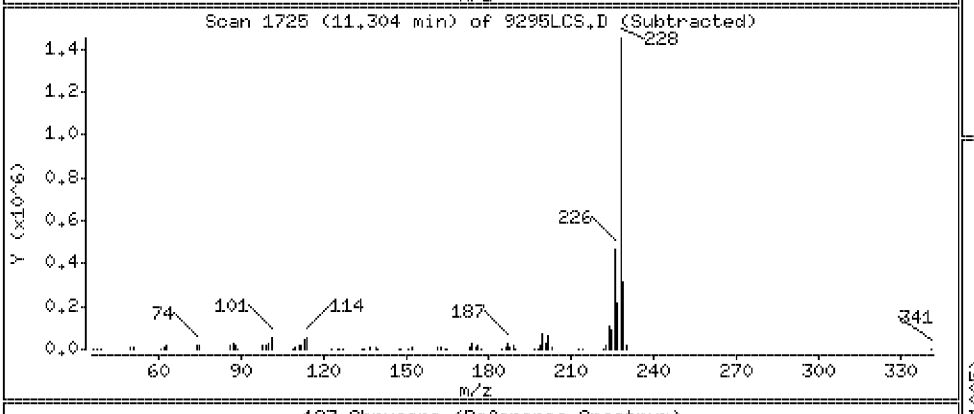

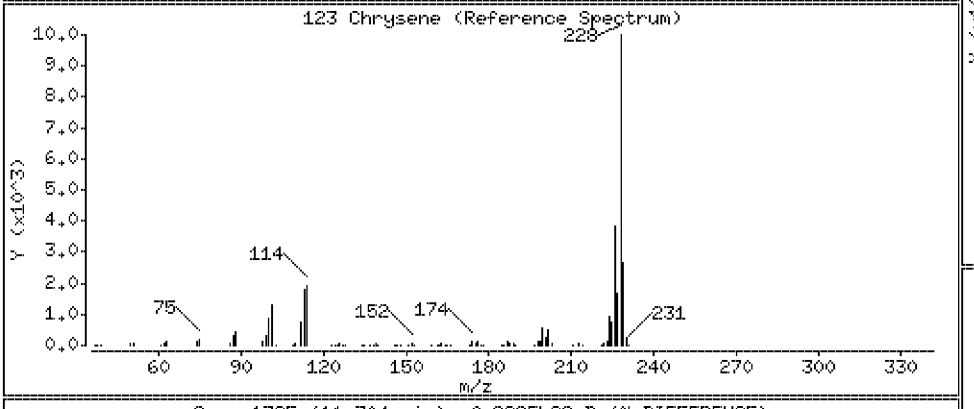

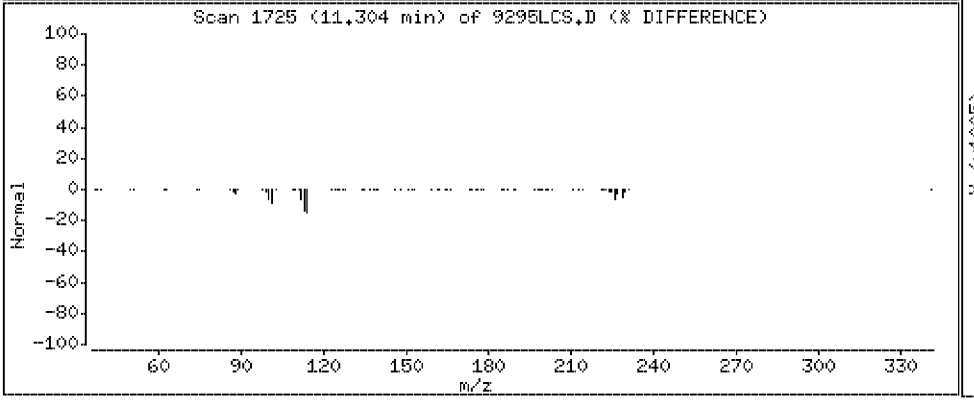

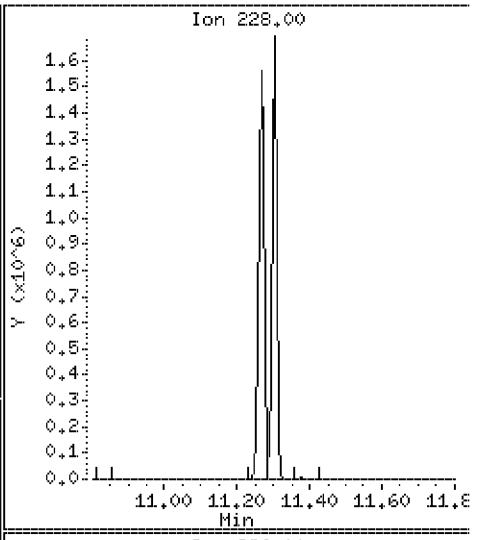

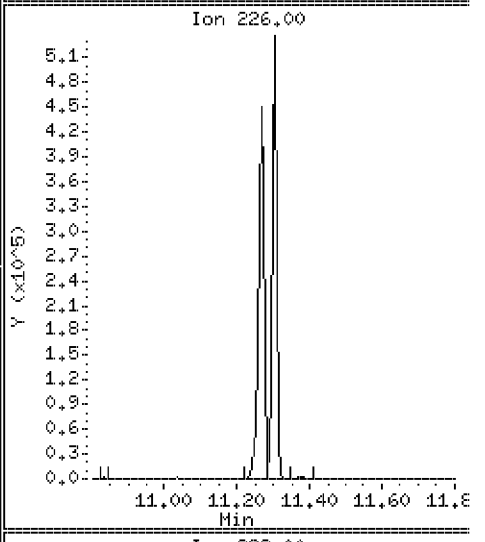

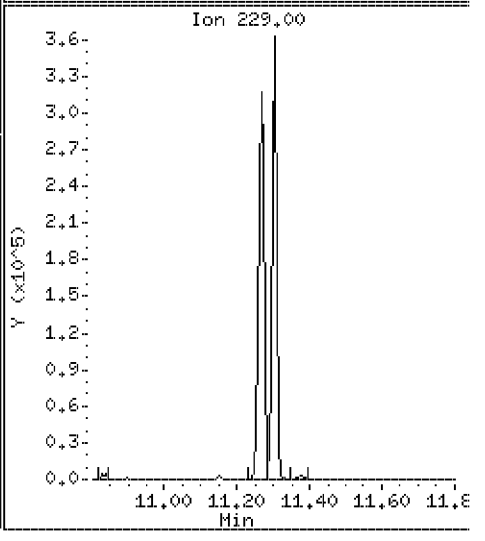

Data File: \\Svecd04\DD\chem\smsd03.i\S305031P.b\9295LCS.D

Date : 03-MAY-2012 17:36

Client ID: 128810LCS

Instrument: smsd03.i

Sample Info: SW128810LCS

Purge Volume: 1000.0

Operator: PEL

Column phase: HPMS-5

Column diameter: 0.25

124 Bis-2-Ethylhexylphthalate

Concentration: 43.0 ug/l

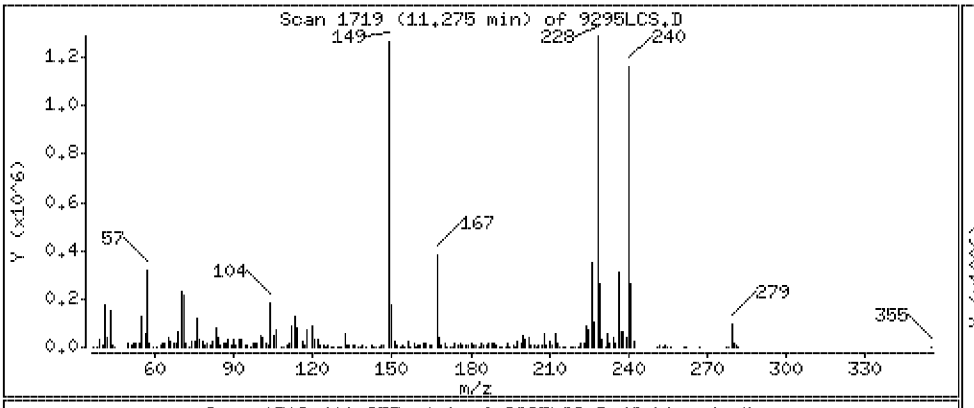

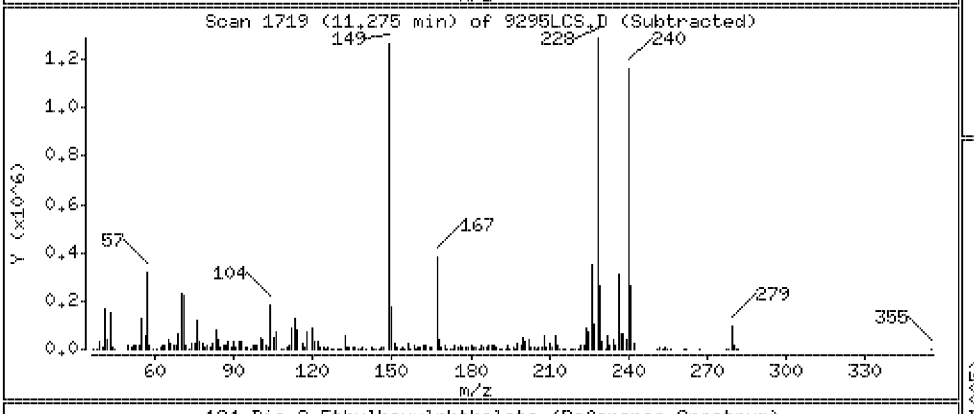

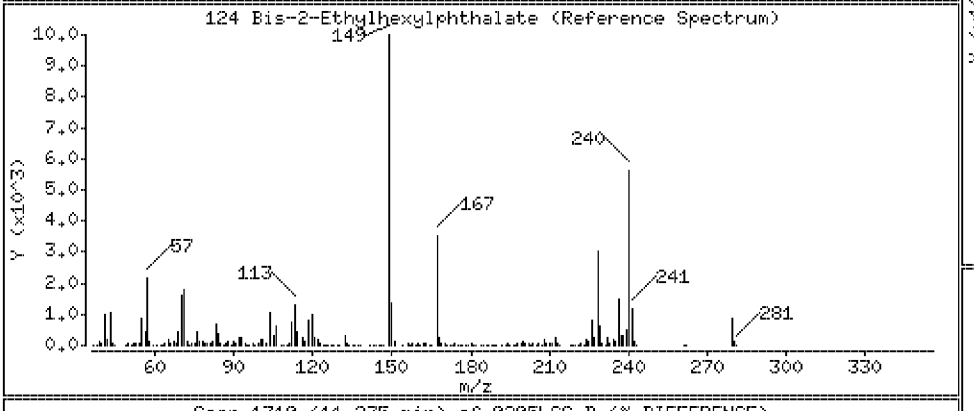

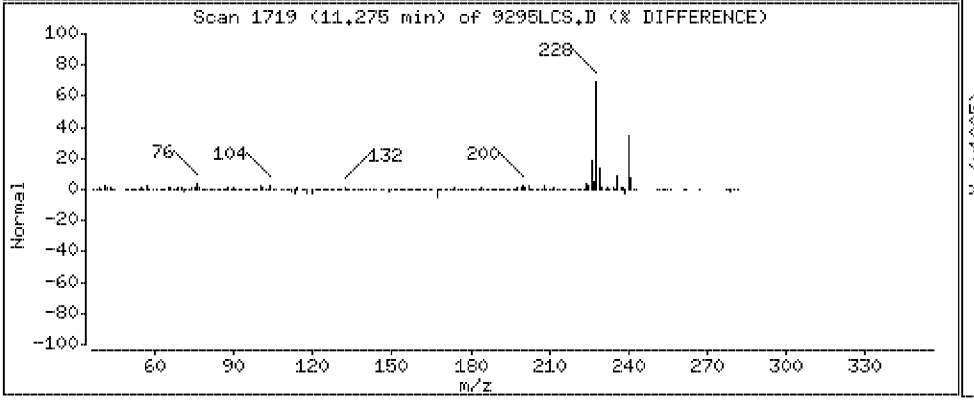

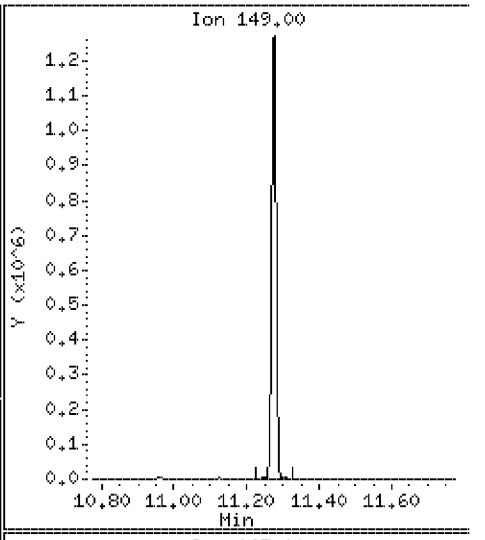

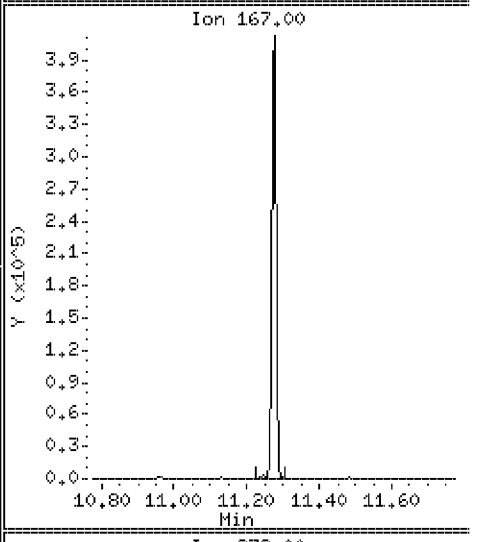

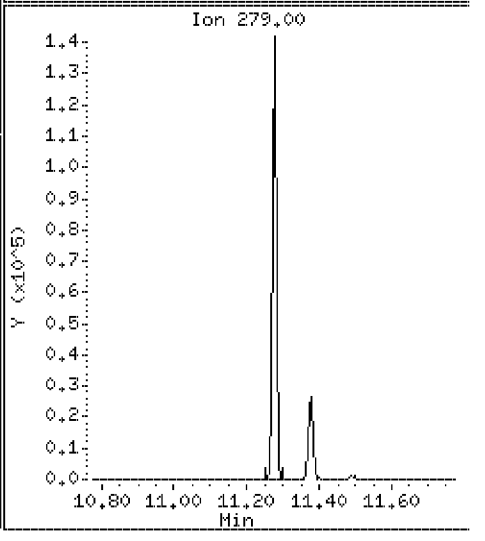

Data File: \\Svecd04\DD\chem\smsd03.i\S305031P.b\9295LCS.D

Date : 03-MAY-2012 17:36

Client ID: 128810LCS

Instrument: smsd03.i

Sample Info: SW128810LCS

Purge Volume: 1000.0

Operator: PEL

Column phase: HPMS-5

Column diameter: 0.25

125 Di-n-octylphthalate

Concentration: 44.1 ug/l

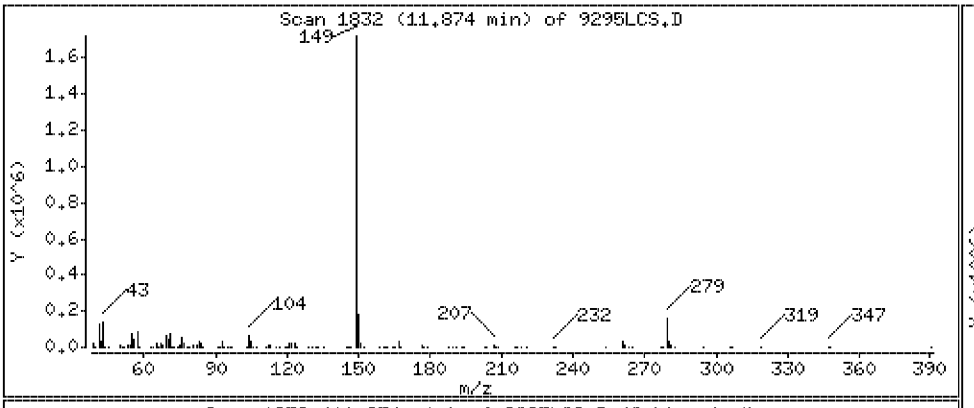

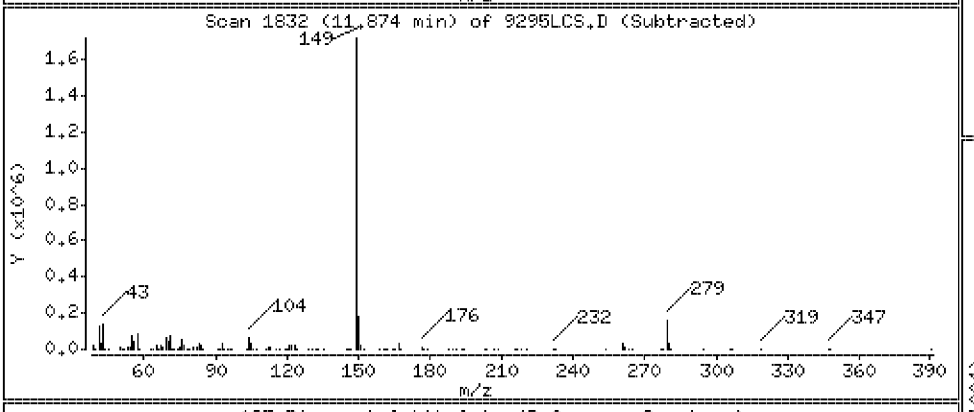

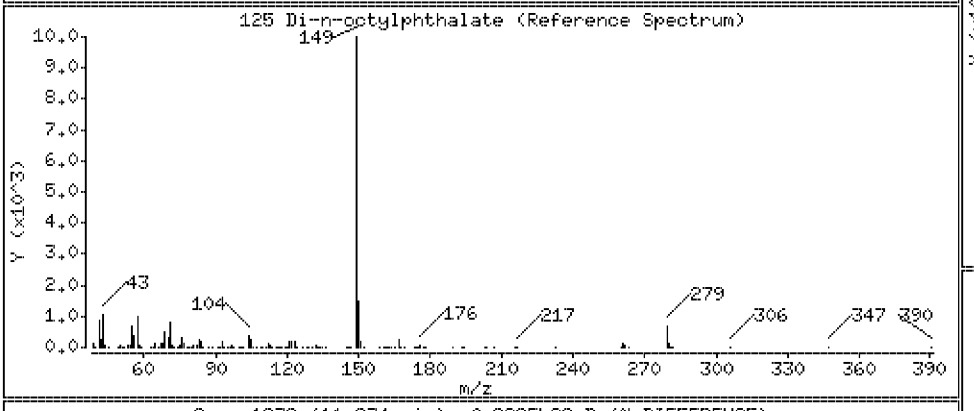

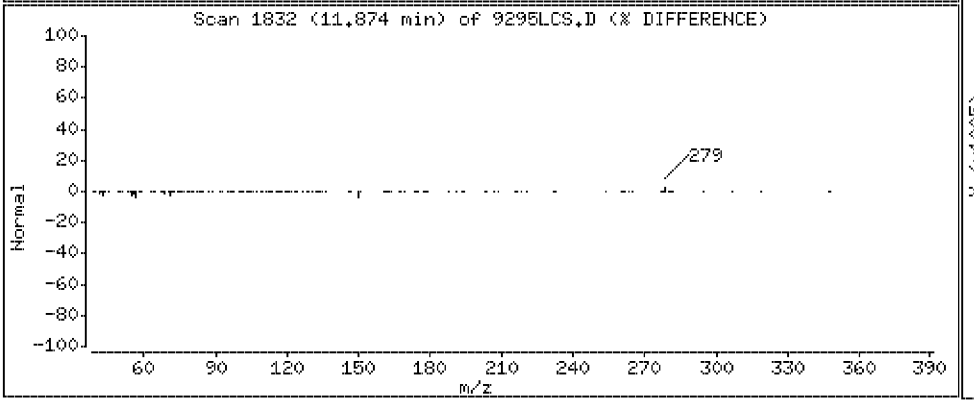

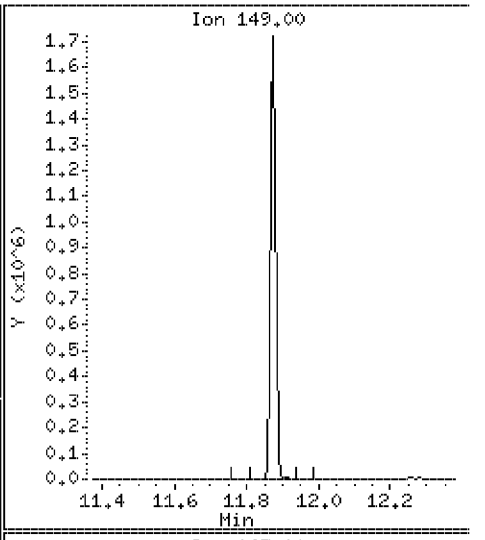

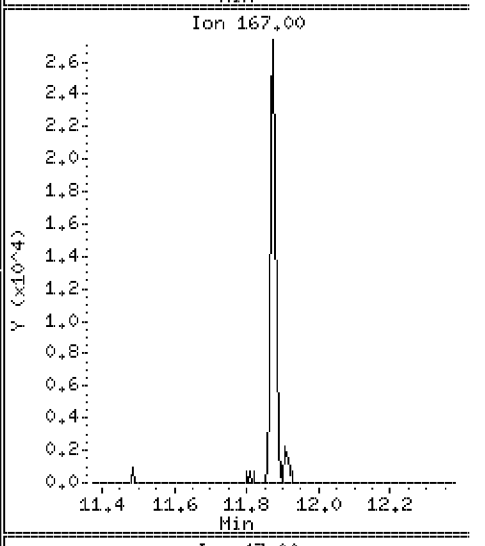

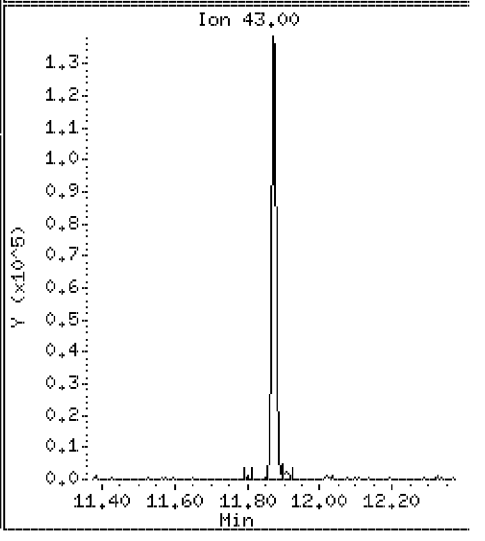

Data File: \\Svecd04\DD\chem\smsd03.i\S305031P.b\9295LCS.D

Date : 03-MAY-2012 17:36

Client ID: 128810LCS

Instrument: smsd03.i

Sample Info: SW128810LCS

Purge Volume: 1000.0

Operator: PEL

Column phase: HPMS-5

Column diameter: 0.25

126 7,12-Dimethylbenz(a)anthracen

Concentration: 38.5 ug/l

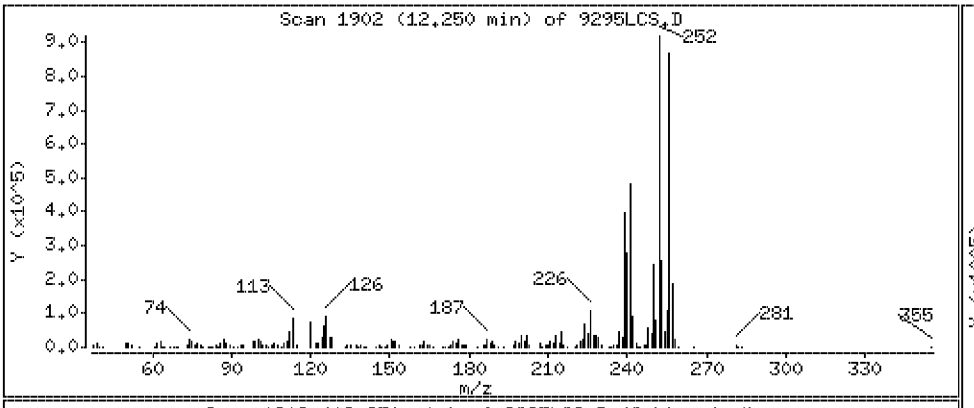

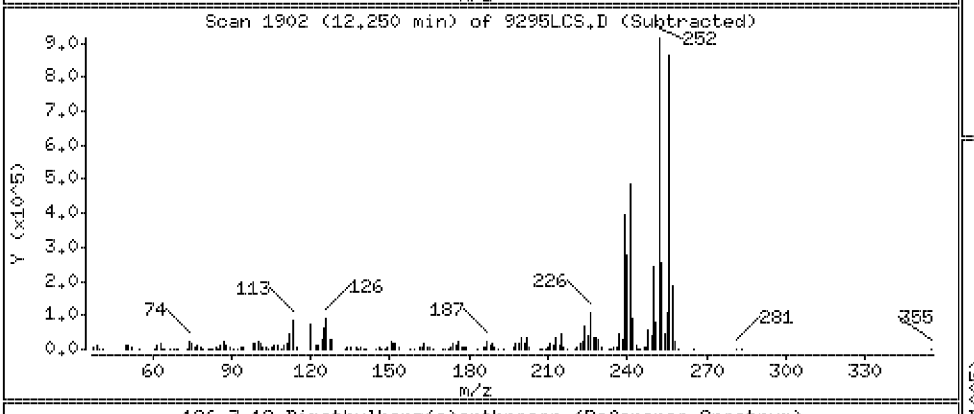

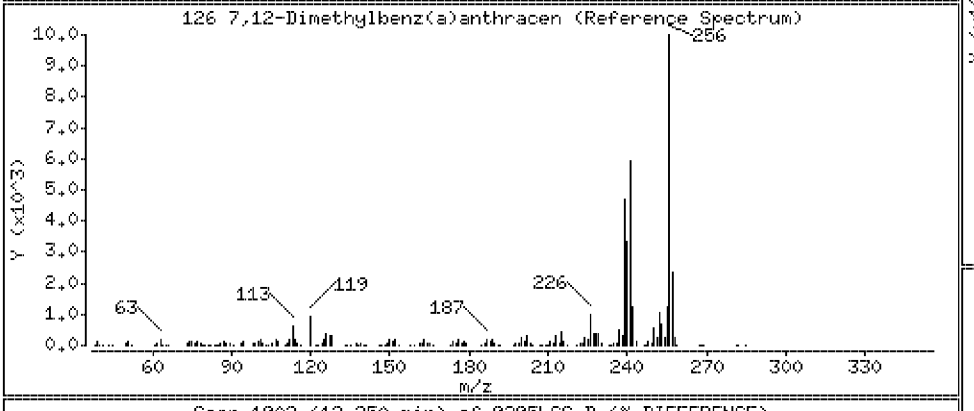

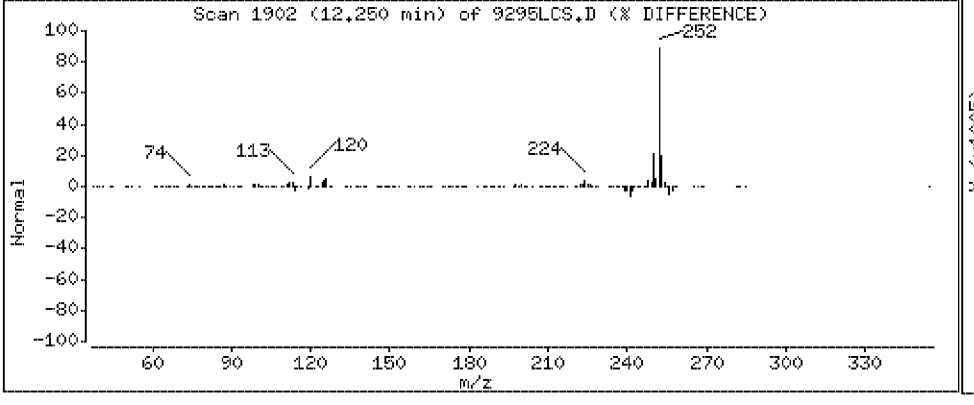

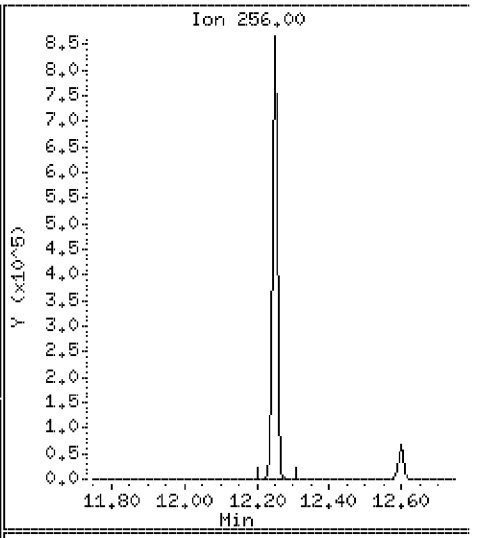

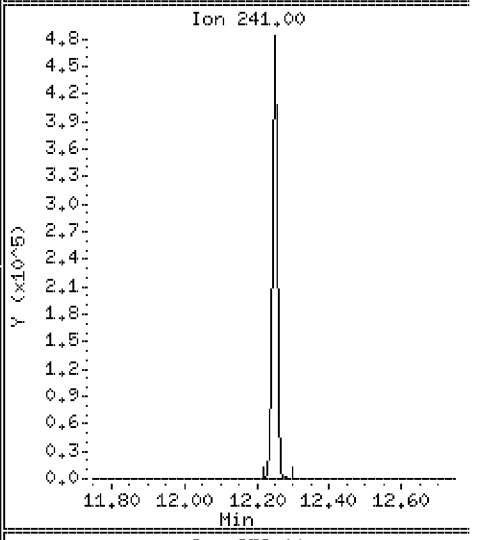

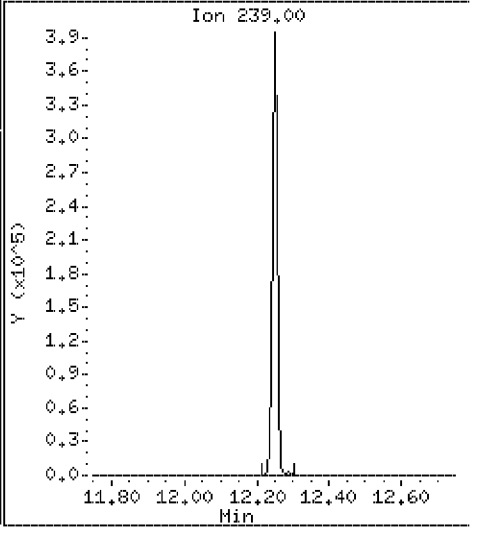

Data File: \\Svecd04\DD\chem\smsd03.i\S305031P.b\9295LCS.D

Date : 03-MAY-2012 17:36

Client ID: 128810LCS

Instrument: smsd03.i

Sample Info: SW128810LCS

Purge Volume: 1000.0

Operator: PEL

Column phase: HPMS-5

Column diameter: 0.25

127 Benzo[b]fluoranthene

Concentration: 46.3 ug/l

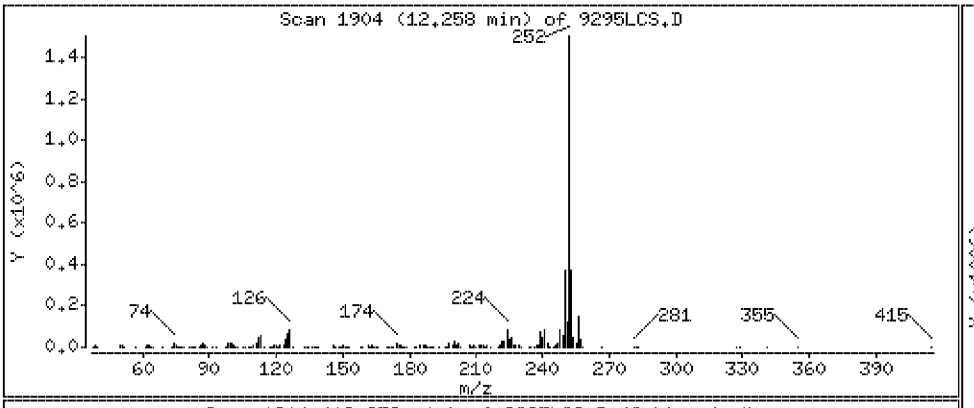

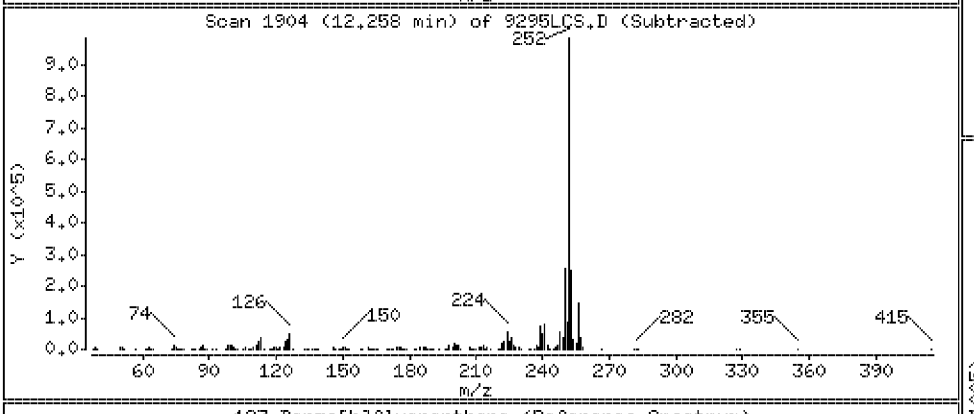

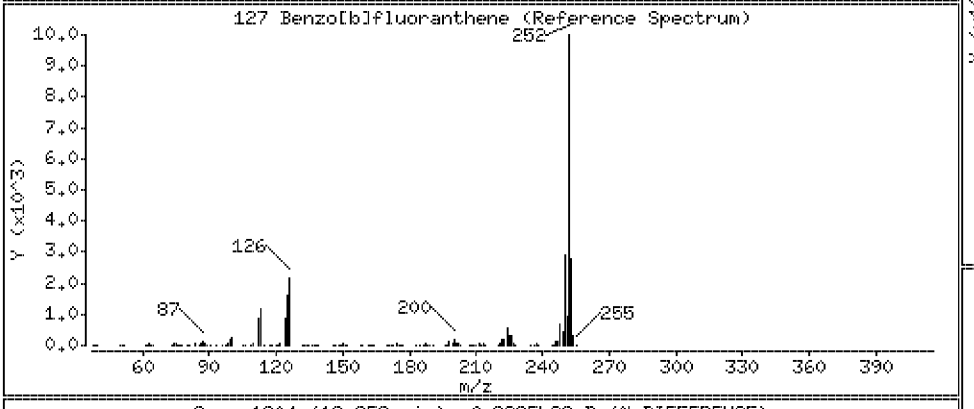

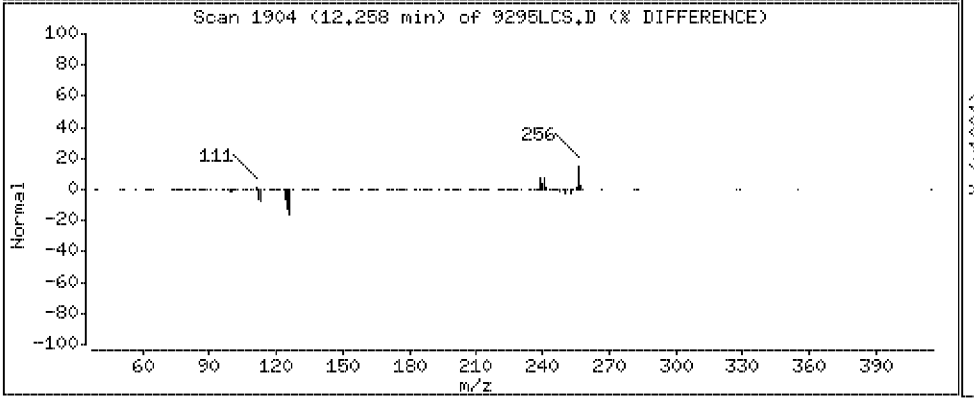

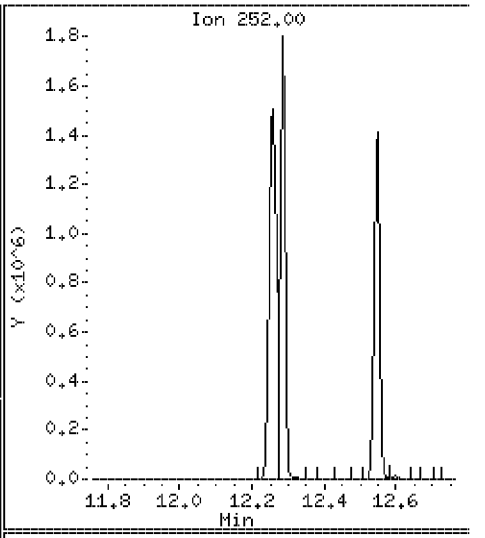

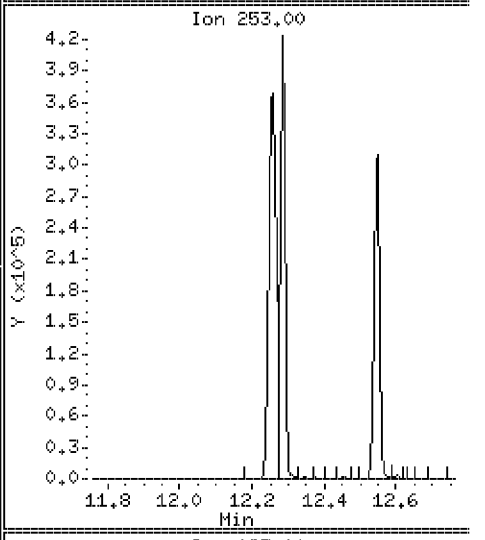

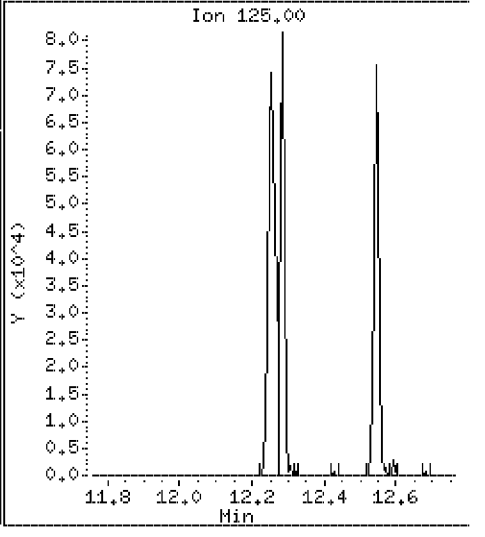

Data File: \\Svecd04\DD\chem\smsd03.i\S305031P.b\9295LCS.D

Date : 03-MAY-2012 17:36

Client ID: 128810LCS

Instrument: smsd03.i

Sample Info: SW128810LCS

Purge Volume: 1000.0

Operator: PEL

Column phase: HPMS-5

Column diameter: 0.25

128 Benzo[k]fluoranthene

Concentration: 42.0 ug/l

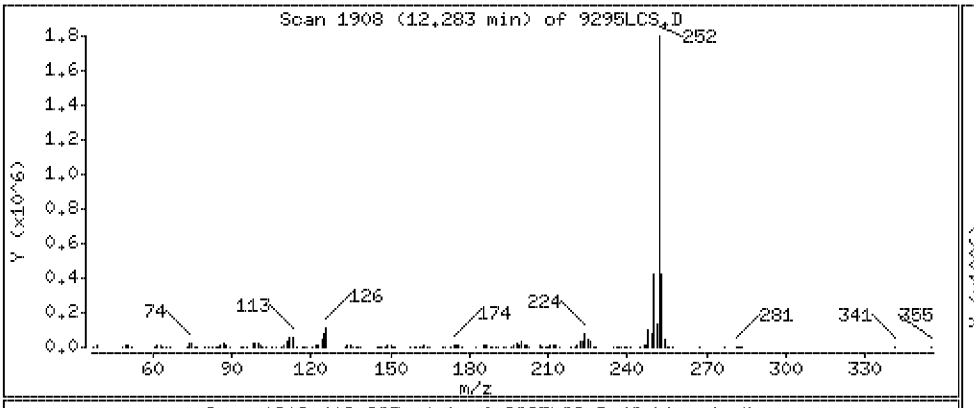

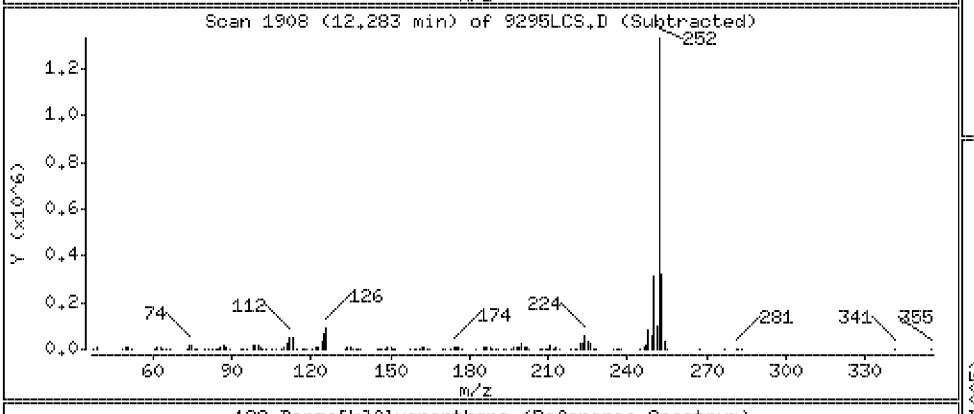

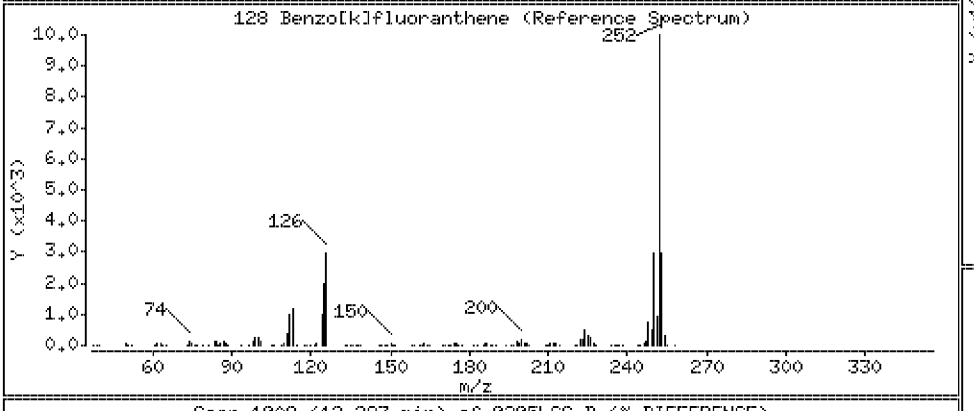

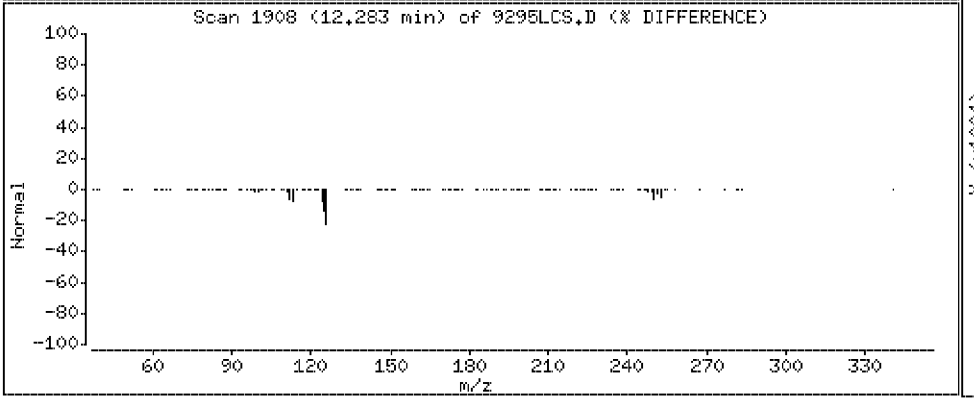

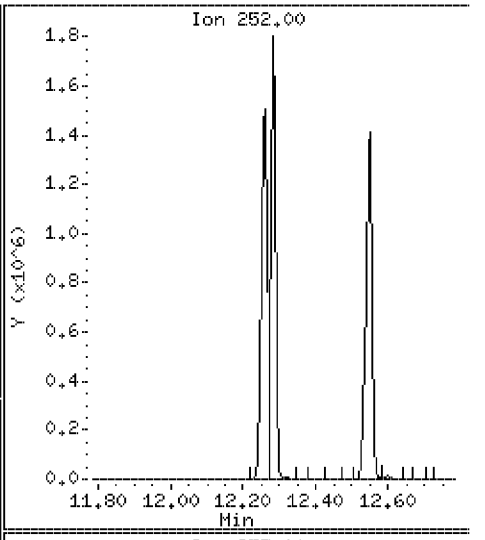

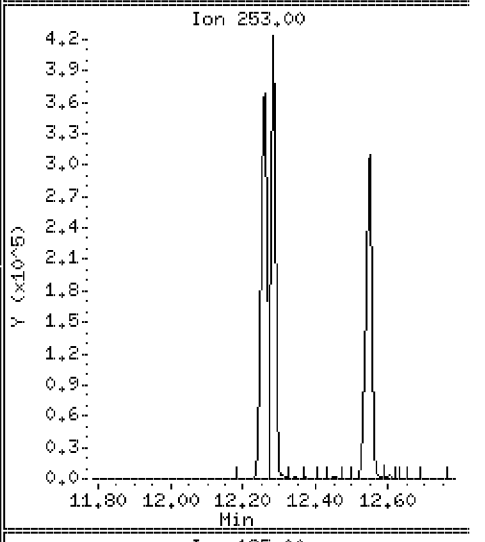

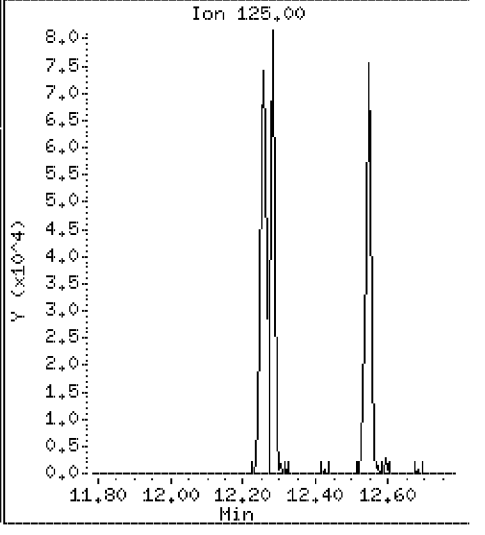

Data File: \\Svecd04\DD\chem\smsd03.i\S305031P.b\9295LCS.D

Date : 03-MAY-2012 17:36

Client ID: 128810LCS

Instrument: smsd03.i

Sample Info: SW128810LCS

Purge Volume: 1000.0

Operator: PEL

Column phase: HPMS-5

Column diameter: 0.25

129 Benzo[a]pyrene

Concentration: 40.8 ug/l

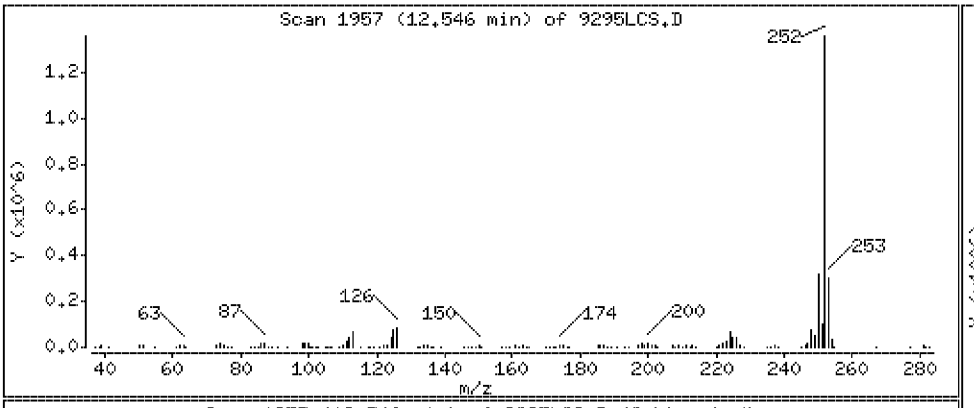

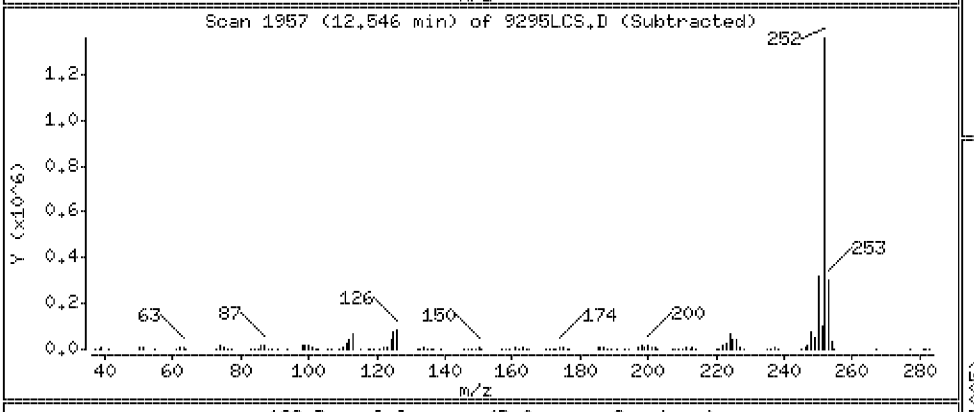

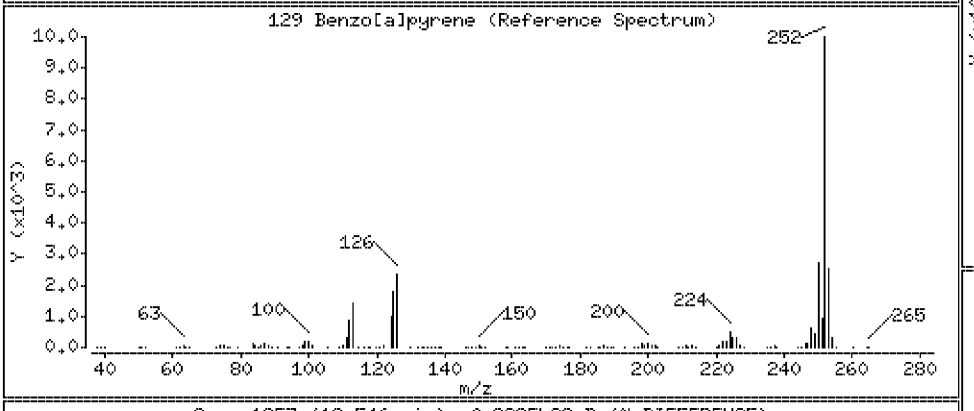

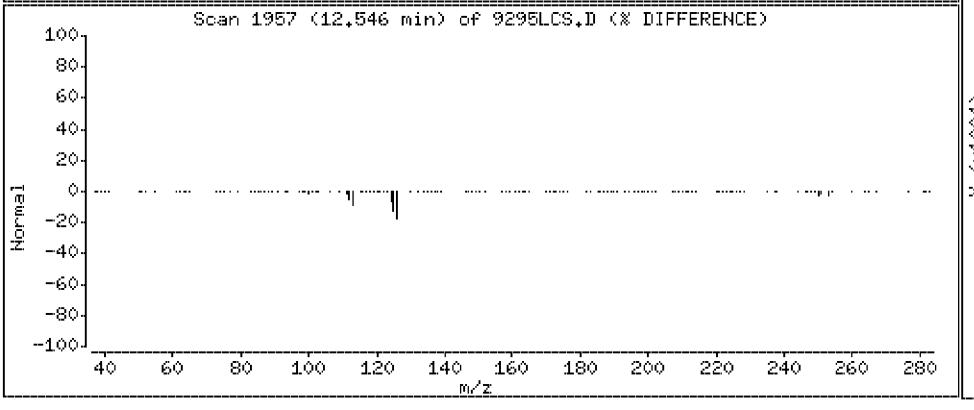

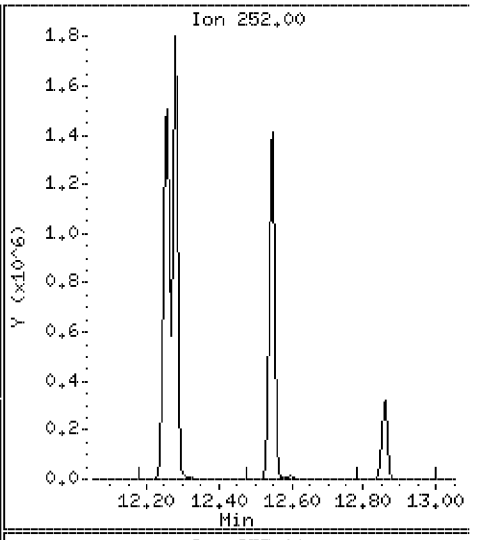

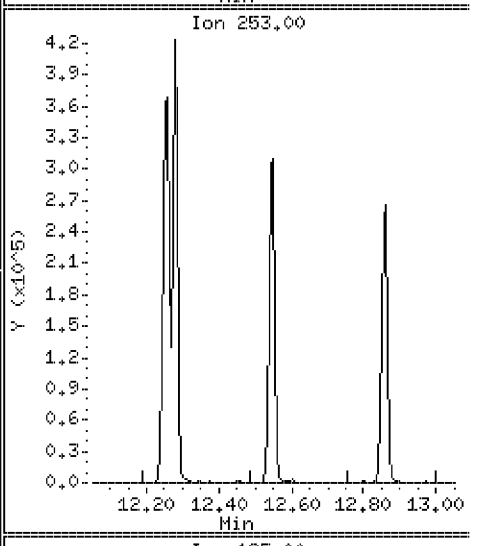

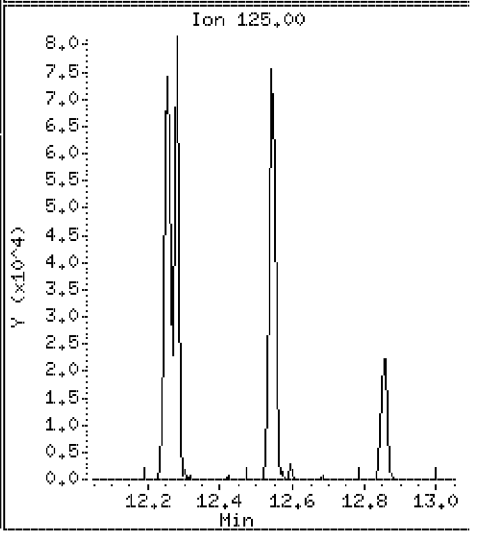

Data File: \\Svecd04\DD\chem\smsd03.i\S305031P.b\9295LCS.D

Date : 03-MAY-2012 17:36

Client ID: 128810LCS

Instrument: smsd03.i

Sample Info: SW128810LCS

Purge Volume: 1000.0

Operator: PEL

Column phase: HPMS-5

Column diameter: 0.25

131 3-Methylcholanthrene

Concentration: 35.5 ug/l

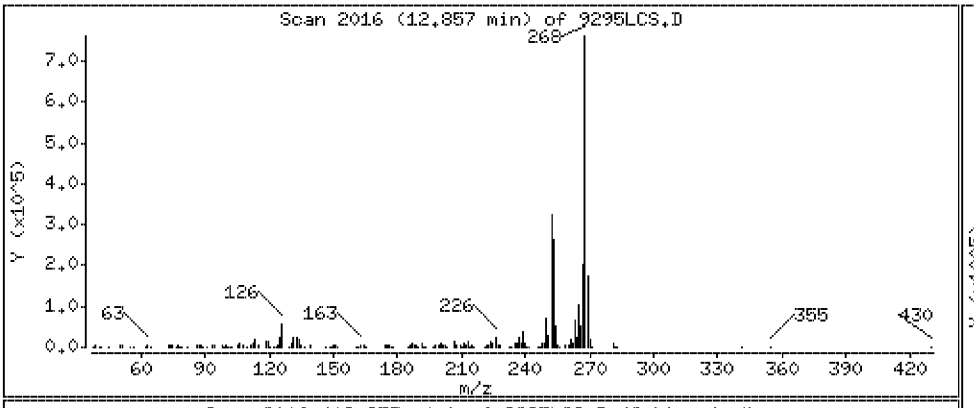

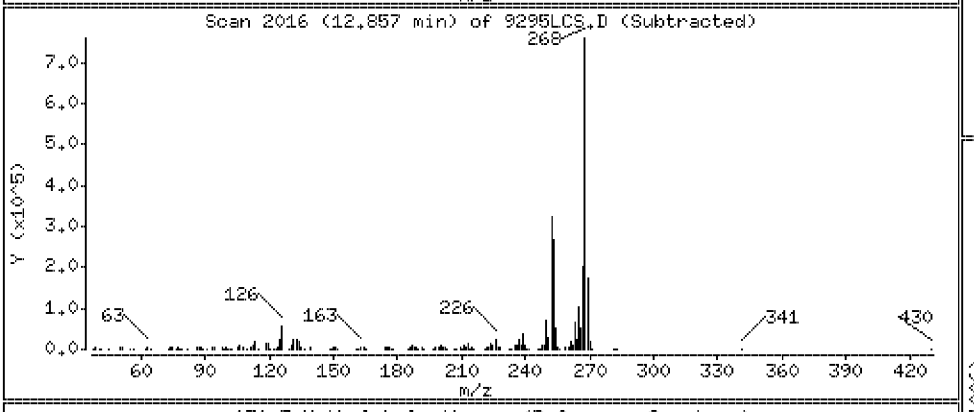

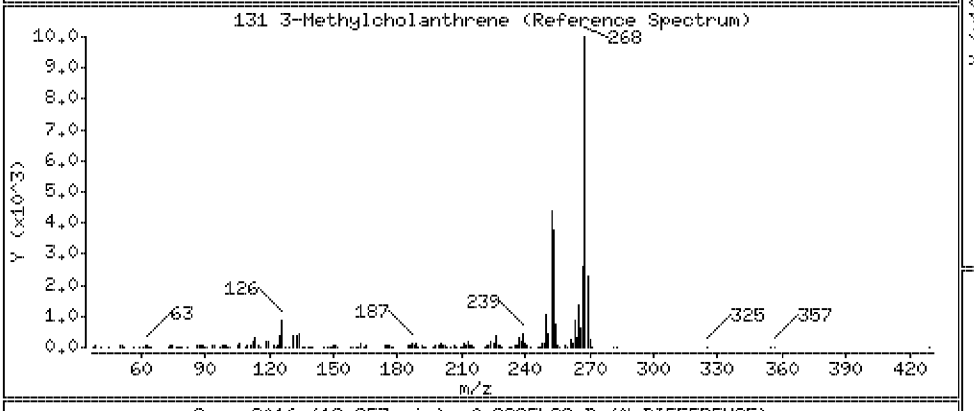

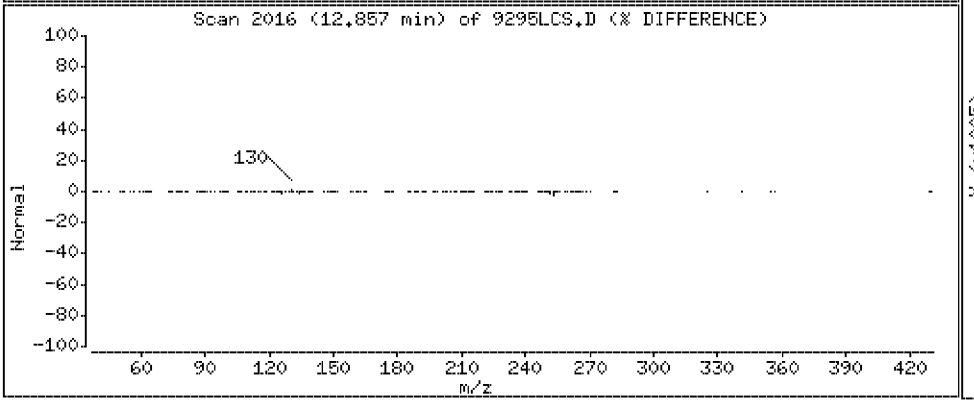

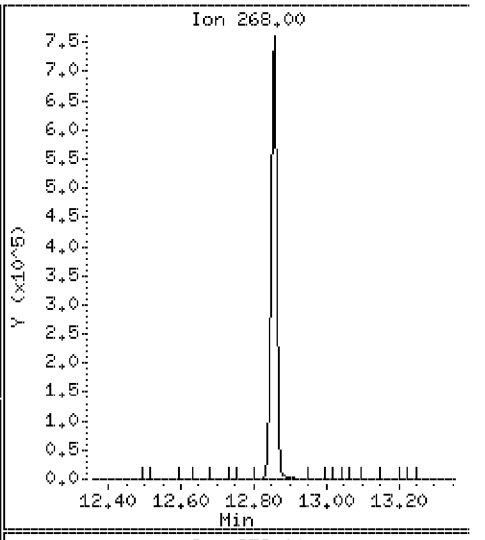

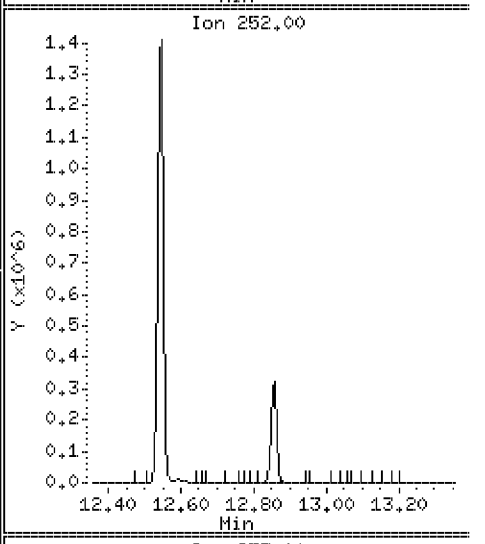

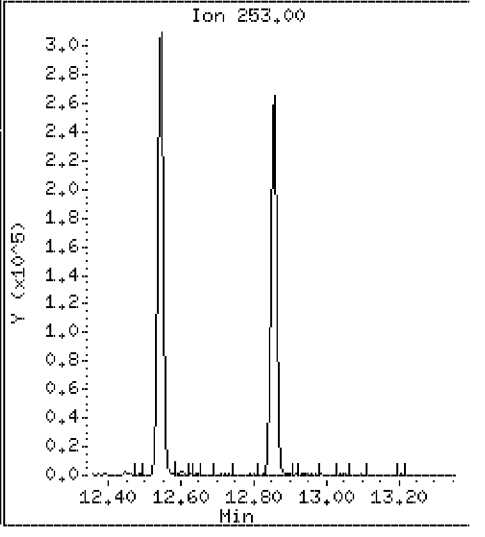

Data File: \\Svecd04\DD\chem\smsd03.i\S305031P.b\9295LCS.D

Date : 03-MAY-2012 17:36

Client ID: 128810LCS

Instrument: smsd03.i

Sample Info: SW128810LCS

Purge Volume: 1000.0

Operator: PEL

Column phase: HPMS-5

Column diameter: 0.25

132 Dibenz(a,j)acridine

Concentration: 35.6 ug/l

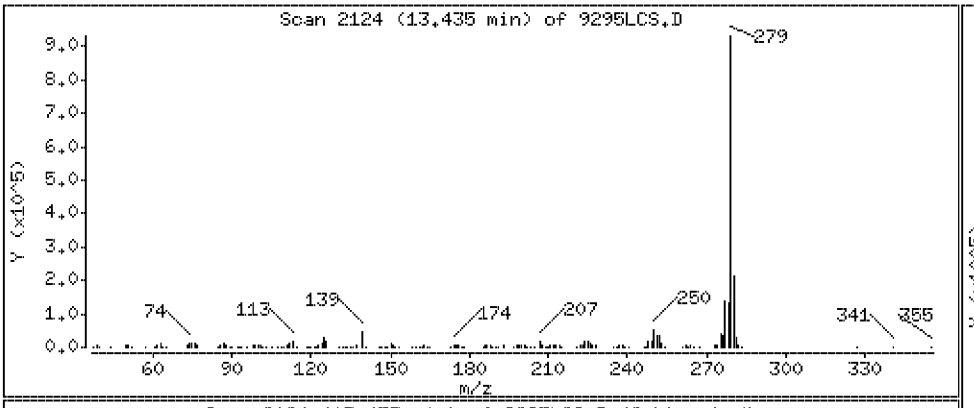

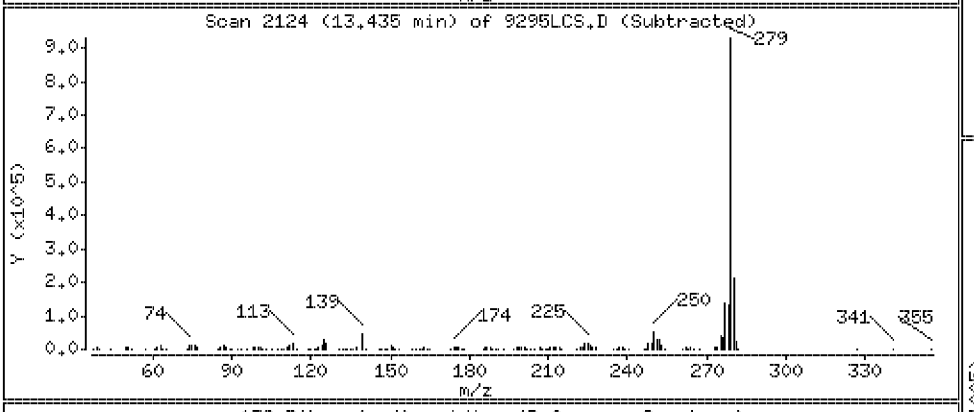

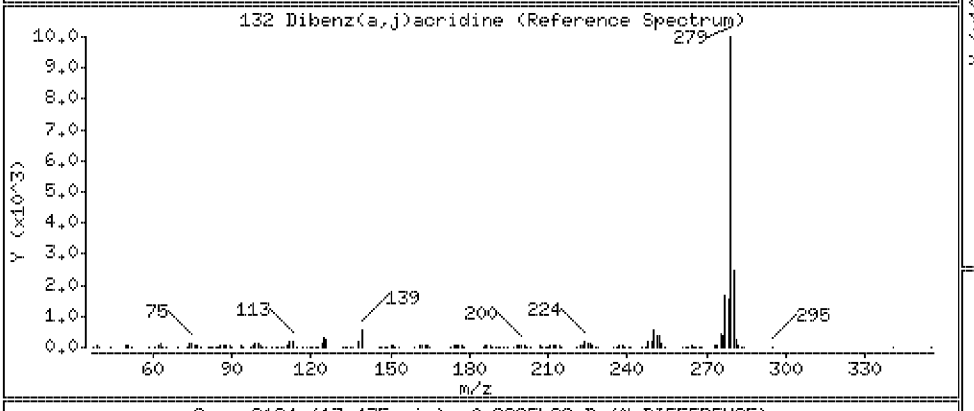

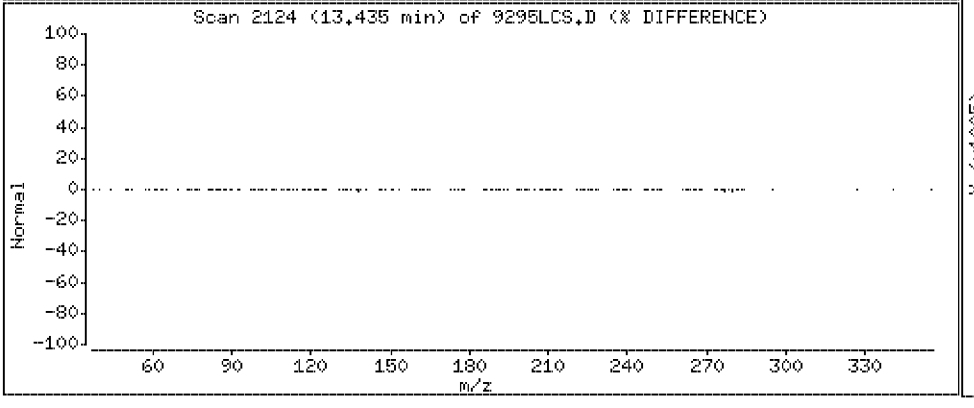

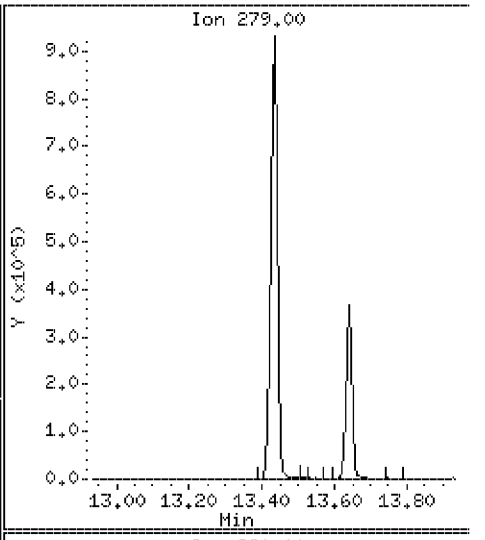

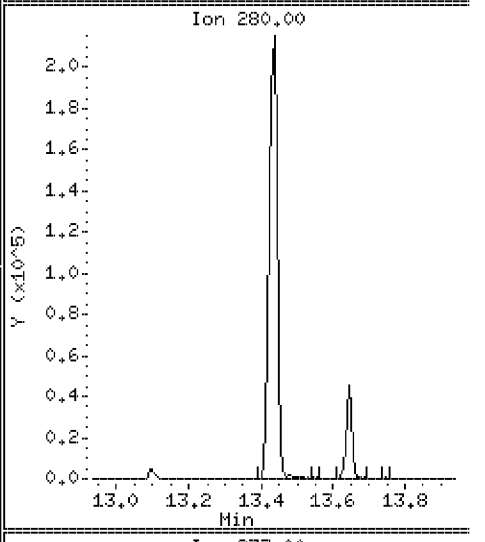

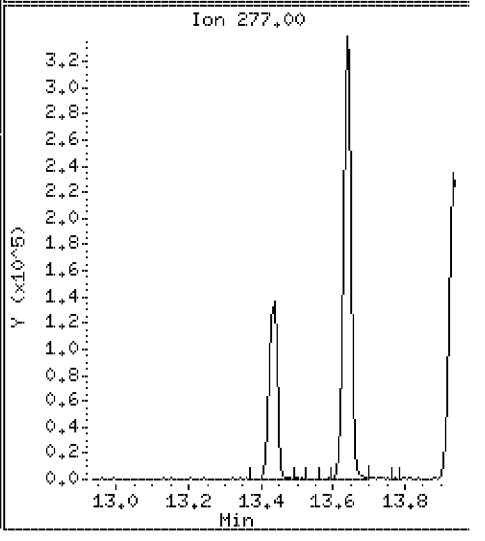

Data File: \\Svecd04\DD\chem\smsd03.i\S305031P.b\9295LCS.D

Date : 03-MAY-2012 17:36

Client ID: 128810LCS

Instrument: smsd03.i

Sample Info: SW128810LCS

Purge Volume: 1000.0

Operator: PEL

Column phase: HPMS-5

Column diameter: 0.25

133 Indeno[1,2,3-cd]pyrene

Concentration: 41.3 ug/l

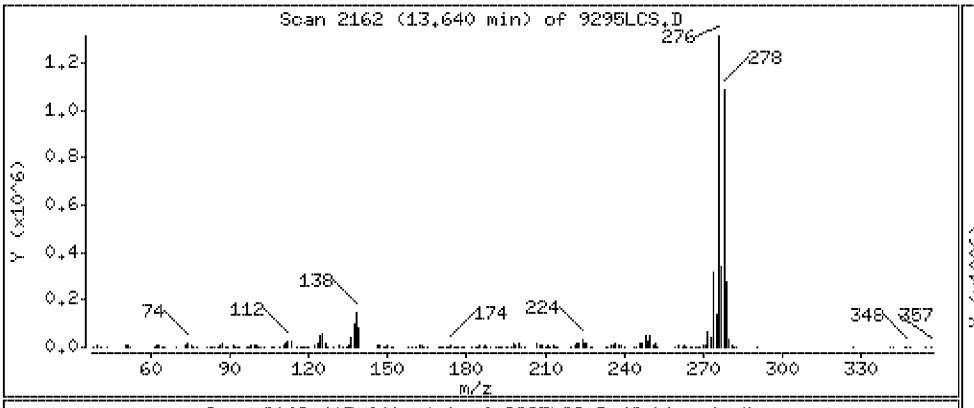

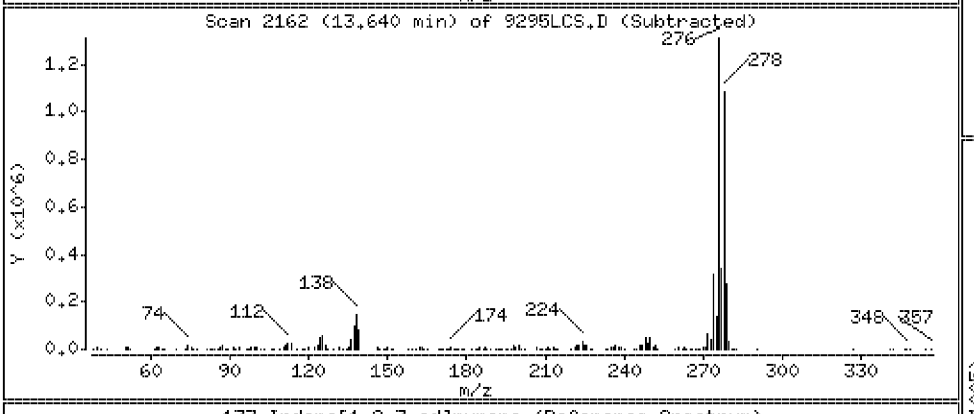

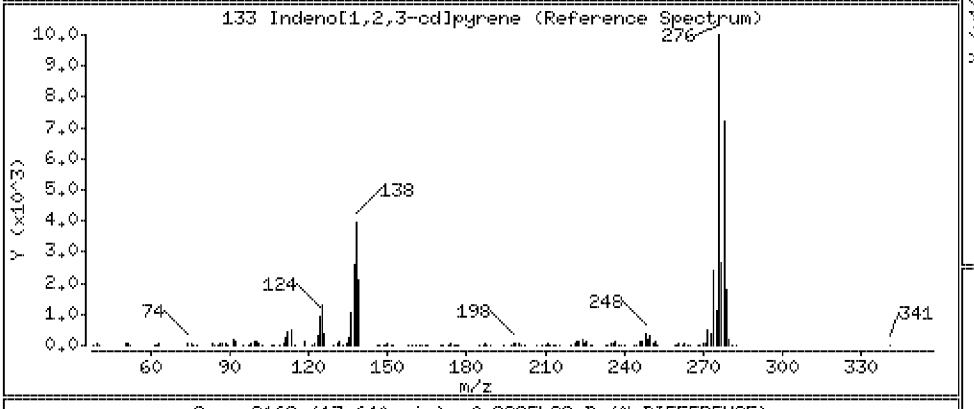

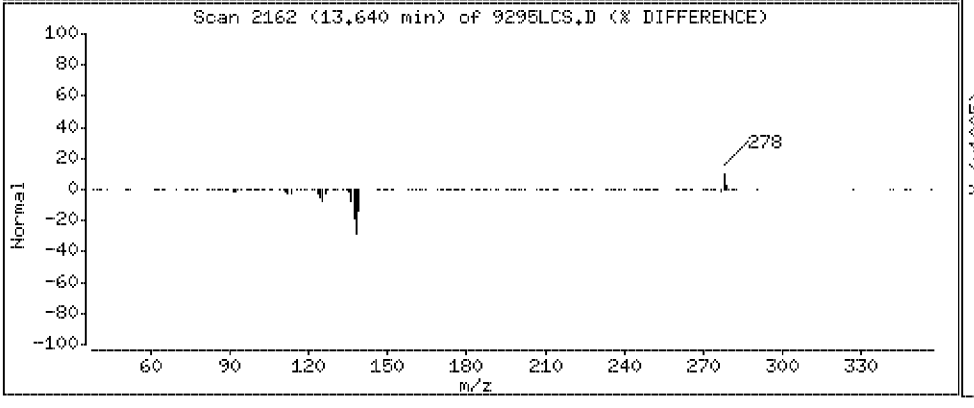

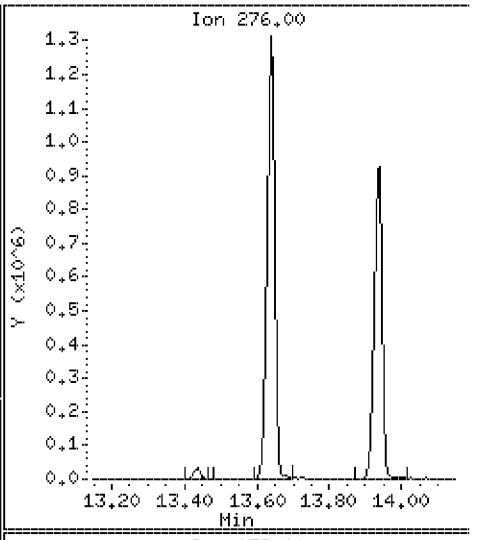

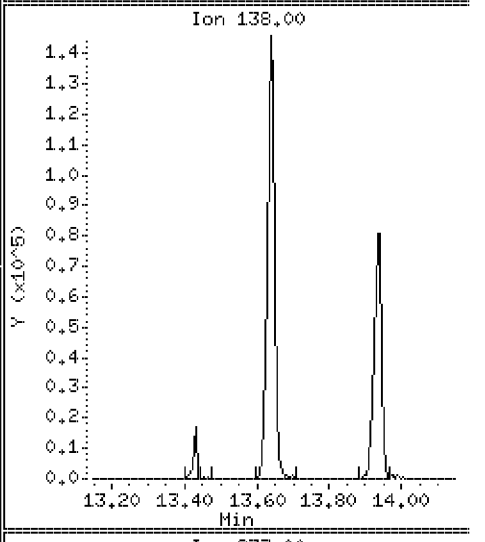

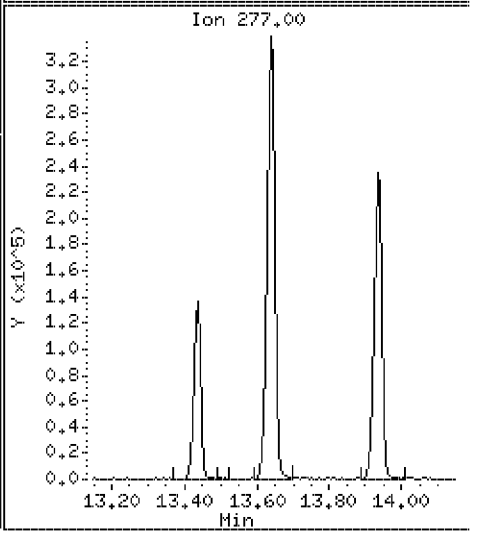

Data File: \\Svecd04\DD\chem\smsd03.i\S305031P.b\9295LCS.D

Date : 03-MAY-2012 17:36

Client ID: 128810LCS

Instrument: smsd03.i

Sample Info: SW128810LCS

Purge Volume: 1000.0

Operator: PEL

Column phase: HPMS-5

Column diameter: 0.25

134 Dibenz[a,h]anthracene

Concentration: 42.2 ug/l

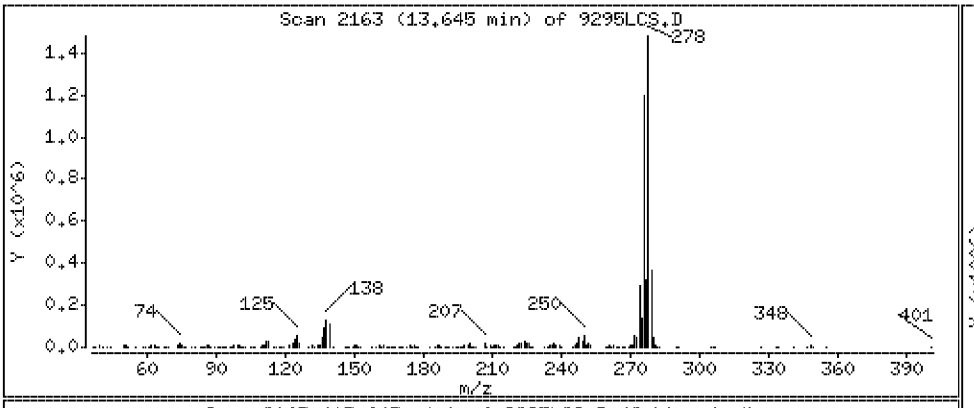

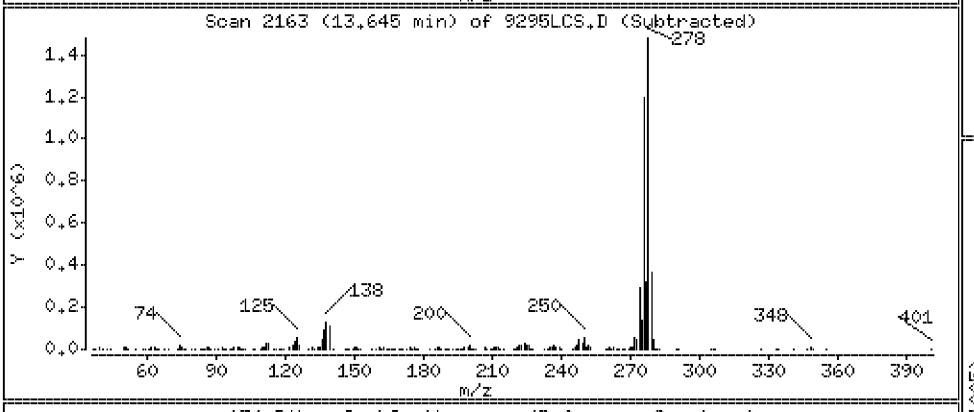

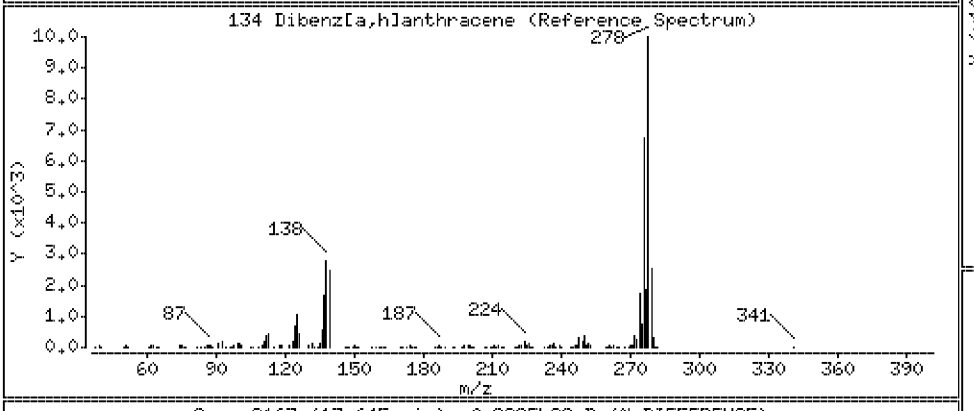

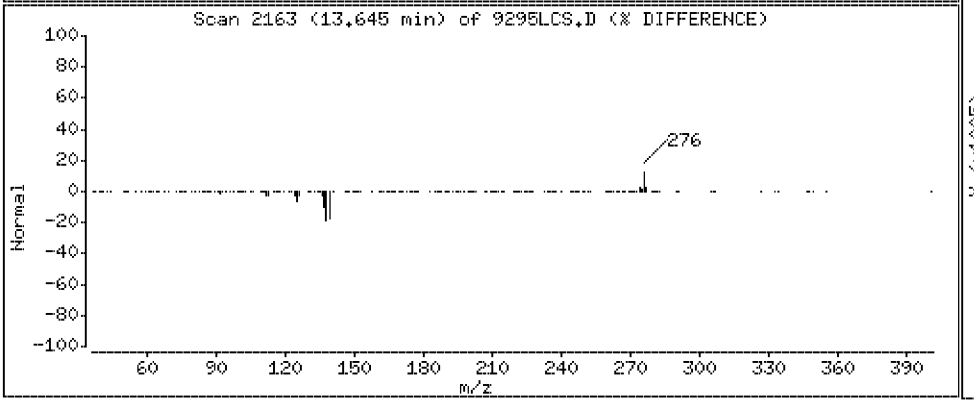

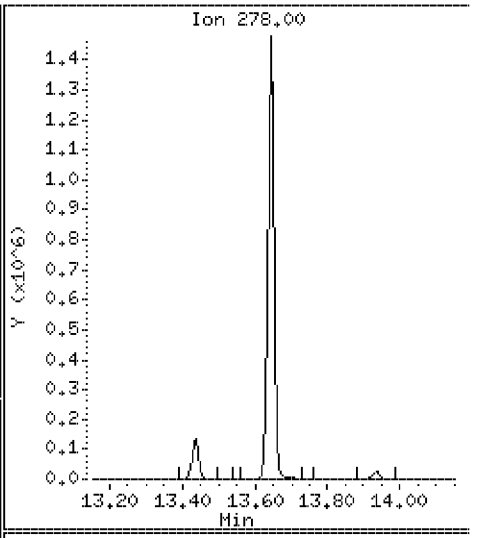

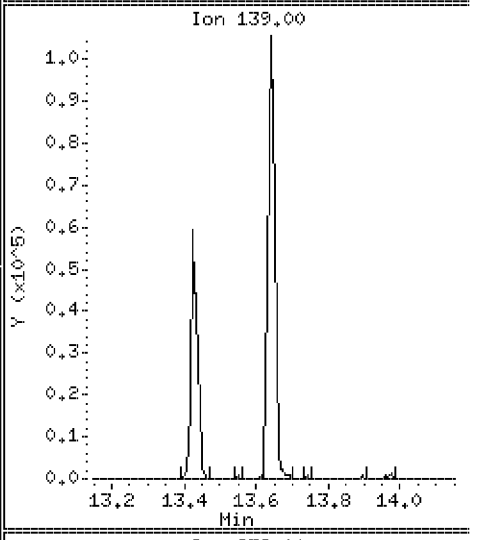

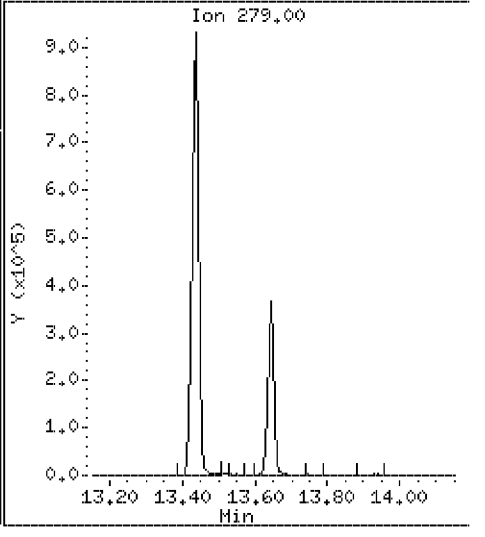

Data File: \\Svecd04\DD\chem\smsd03.i\S305031P.b\9295LCS.D

Date : 03-MAY-2012 17:36

Client ID: 128810LCS

Instrument: smsd03.i

Sample Info: SW128810LCS

Purge Volume: 1000.0

Operator: PEL

Column phase: HPMS-5

Column diameter: 0.25

135 Benzo[g,h,i]perylene

Concentration: 39.8 ug/l

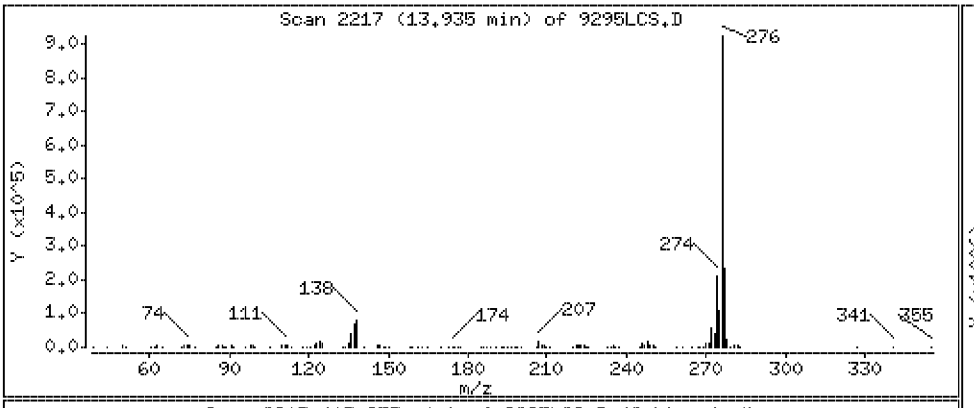

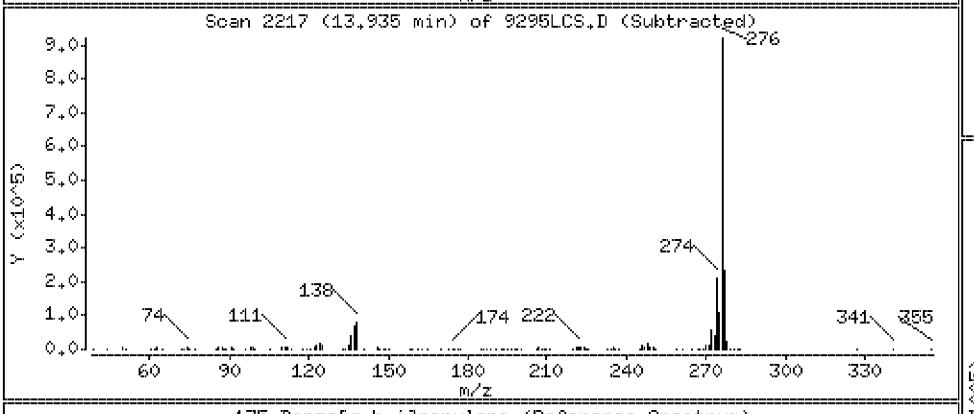

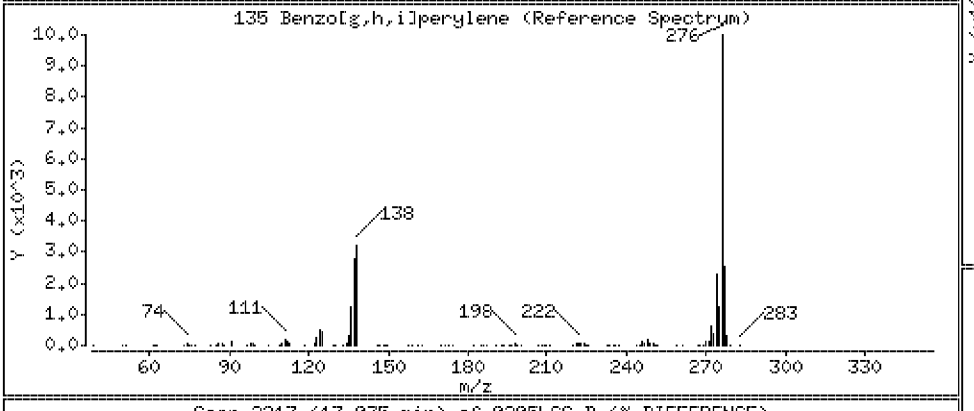

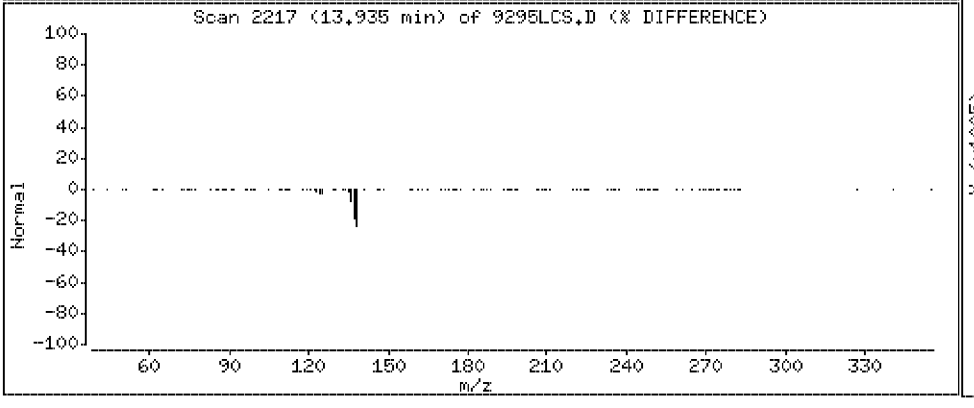

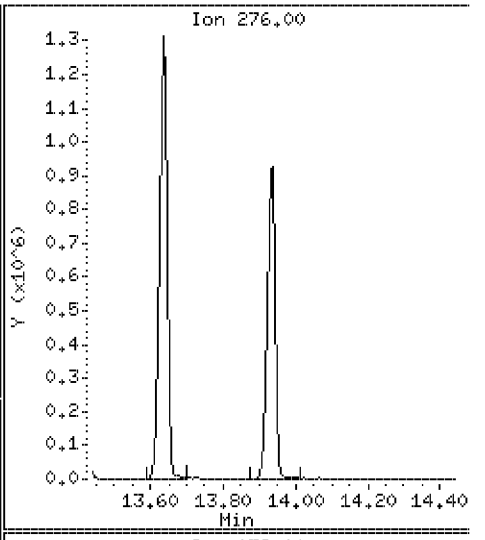

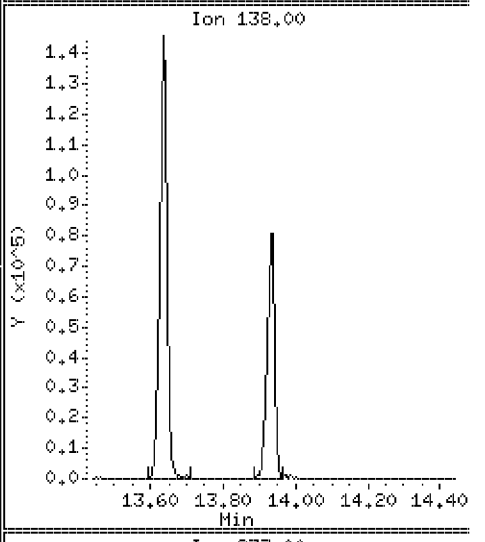

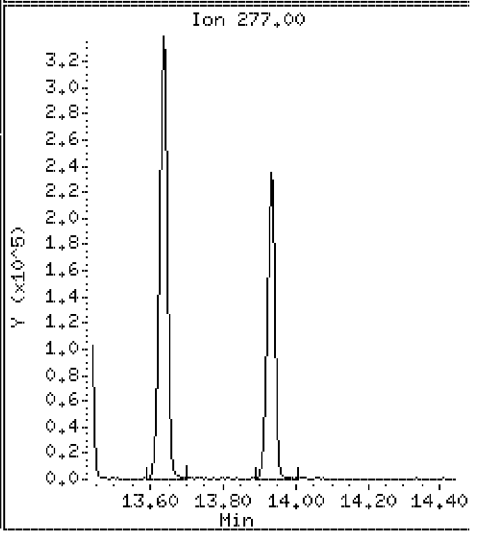

PEL Laboratories, Inc.

Data file : \\Svecd04\DD\chem\smsd03.i\S305031P.b\9295LCSD.D
Lab Smp Id: 128811LCSD Client Smp ID: 128811LCSD
Inj Date : 03-MAY-2012 18:00 MS Autotune Date: 12-SEP-2011 18:58
Operator : PEL Inst ID: smsd03.i
Smp Info : SW128811LCSD
Misc Info :
Comment :
Method : \\Svecd04\DD\chem\smsd03.i\S305031P.b\8270bcs.m
Meth Date : 03-May-2012 17:07 smsd03.i Quant Type: ISTD
Cal Date : 23-APR-2012 18:17 Cal File: AP9CAL4.D
Als bottle: 9 QC Sample: LCSD
Dil Factor: 1.00000
Integrator: HP Genie Compound Sublist: all.sub
Target Version: 4.14 Sample Matrix: WATER
Processing Host: SVECD04

Concentration Formula: Amt * DF * (1/(Vo/1000))*Vf * CpndVariable

Name	Value	Description
DF	1.000	Dilution Factor
Vo	1000.000	Volume of sample extracted (mL)
Vf	1.000	Final Volume
Cpnd Variable		Local Compound Variable

RT	EXP RT	REL RT	MASS	RESPONSE	CONCENTRATIONS ON-COL (ug/ml)	FINAL (ug/l)	TARGET RANGE	RATIO
3 2- Picoline						CAS #: 109-06-8		
2.859	2.846	(0.654)	93	107302	12.7173	12.7	80.00- 120.00	100.00(R)
2.858	2.846	(0.654)	66	55616			23.51- 83.51	51.83
2.858	2.846	(0.654)	92	27792			0.00- 55.93	25.90
4 N-Nitrosomethylethylamine						CAS #: 10595-95-6		
2.926	2.924	(0.670)	88	98935	27.4996	27.5	80.00- 120.00	100.00
2.928	2.924	(0.670)	43	46134			19.90- 79.90	46.63
2.927	2.925	(0.670)	42	100331			76.47- 136.47	101.41
5 Methyl Methanesulfonate						CAS #: 66-27-3		
3.161	3.160	(0.723)	80	153607	25.8236	25.8	80.00- 120.00	100.00
3.161	3.160	(0.724)	79	90965			26.63- 86.63	59.22
3.160	3.160	(0.723)	65	40663			0.00- 58.21	26.47
7 N-Nitrosodiethylamine						CAS #: 55-18-5		
3.475	3.473	(0.795)	102	108198	30.3440	30.3	80.00- 120.00	100.00
3.474	3.472	(0.795)	42	77013			43.72- 103.72	71.18
3.473	3.472	(0.795)	57	45498			11.29- 71.29	42.05
8 Ethyl Methanesulfonate						CAS #: 62-50-0		
3.713	3.712	(0.850)	79	215019	34.8268	34.8	80.00- 120.00	100.00

RT	EXP RT	REL RT	MASS	RESPONSE	CONCENTRATIONS ON-COL (ug/ml)	FINAL (ug/l)	TARGET RANGE	RATIO
8 Ethyl Methanesulfonate (continued)								
3.714	3.712	(0.850)	109	112380			20.28- 80.28	52.27
3.713	3.712	(0.850)	97	38446			0.00- 48.04	17.88
12 Pentachloroethane						CAS #: 76-01-7		
4.129	4.128	(0.945)	167	92567	26.2693	26.3	80.00- 120.00	100.00
4.128	4.127	(0.945)	117	64020			40.09- 100.09	69.16
4.128	4.128	(0.945)	130	41984			15.17- 75.17	45.36
* 18 1,4-Dichlorobenzene-d4						CAS #: 3855-82-1		
4.369	4.368	(1.000)	152	230491	40.0000		80.00- 120.00	100.00
4.368	4.367	(1.000)	115	148802			36.83- 96.83	64.56
4.368	4.368	(1.000)	150	372918			121.44- 181.44	161.79
24 N-Nitrosopyrrolidine						CAS #: 930-55-2		
4.715	4.710	(1.079)	100	124188	33.0390	33.0	80.00- 120.00	100.00(Q)
4.721	4.709	(1.081)	41	217743			41.59- 101.59	175.33
4.721	4.709	(1.081)	42	227756			35.30- 95.30	183.40
25 Acetophenone						CAS #: 98-86-2		
4.726	4.724	(0.855)	105	836045	73.4390	73.4	80.00- 120.00	100.00
4.726	4.723	(0.855)	77	944019			73.14- 133.14	112.91
4.725	4.723	(0.854)	51	243087			0.00- 57.48	29.08
27 N-Nitrosomorpholine						CAS #: 59-89-2		
4.742	4.741	(1.086)	56	132790	34.5040	34.5	80.00- 120.00	100.00
4.743	4.741	(1.086)	116	39498			5.36- 65.36	29.75
4.743	4.741	(1.086)	86	86481			40.24- 100.24	65.13
29 o-Toluidine						CAS #: 95-53-4		
4.759	4.758	(1.089)	106	363247	29.6306	29.6	80.00- 120.00	100.00
4.758	4.758	(1.089)	77	94964			0.00- 55.99	26.14
4.759	4.758	(1.089)	107	277463			41.21- 101.21	76.38
33 N-Nitrosopiperidine						CAS #: 100-75-4		
5.020	5.018	(0.908)	114	105131	31.9551	32.0	80.00- 120.00	100.00
5.019	5.017	(0.908)	42	127991			91.30- 151.30	121.74
5.019	5.017	(0.908)	55	66748			27.54- 87.54	63.49
37 o,o,o-Triethylphosphorothioate						CAS #: 126-68-1		
5.265	5.262	(1.205)	198	175081	31.6056	31.6	80.00- 120.00	100.00
5.264	5.261	(1.205)	97	111052			35.26- 95.26	63.43
5.263	5.260	(1.205)	65	91971			23.46- 83.46	52.53
* 43 Naphthalene-d8						CAS #: 1146-65-2		
5.530	5.529	(1.000)	136	756716	40.0000		80.00- 120.00	100.00
5.529	5.527	(1.000)	68	40660			0.00- 35.36	5.37
46 2,6-Dichlorophenol						CAS #: 87-65-0		
5.612	5.613	(1.015)	162	227831	35.9772	36.0	80.00- 120.00	100.00
5.609	5.612	(1.014)	63	245285			50.29- 110.29	107.66
5.611	5.613	(1.015)	98	65620			0.00- 57.29	28.80

RT	EXP RT	REL RT	MASS	RESPONSE	CONCENTRATIONS ON-COL (ug/ml)	FINAL (ug/l)	TARGET RANGE	RATIO
47 Hexachloropropene						CAS #: 1888-71-7		
5.634	5.634	(1.019)	213	139981	16.6087	16.6	80.00- 120.00	100.00
5.634	5.634	(1.019)	215	90184			35.05- 95.05	64.43
5.632	5.633	(1.018)	117	28453			0.00- 49.76	20.33
49 N-Nitrosodi-n-butylamine						CAS #: 924-16-3		
5.916	5.916	(1.070)	84	196838	32.2895	32.3	80.00- 120.00	100.00
5.916	5.916	(1.070)	57	115917			28.88- 88.88	58.89
5.916	5.916	(1.070)	41	94885			23.70- 83.70	48.20
52 Isosafrole						CAS #: 120-58-1		
6.123	6.124	(1.107)	162	187958	30.6430	30.6	80.00- 120.00	100.00
6.123	6.123	(1.107)	104	141727			46.34- 106.34	75.40
6.124	6.123	(1.107)	131	92509			19.79- 79.79	49.22
56 1,2,4,5-Tetrachlorobenzene						CAS #: 95-94-3		
6.374	6.374	(0.882)	216	255903	25.6081	25.6	80.00- 120.00	100.00
6.374	6.374	(0.882)	214	198578			48.18- 108.18	77.60
6.372	6.373	(0.882)	108	53912			0.00- 48.41	21.07
60 Safrole						CAS #: 94-59-7		
6.627	6.626	(1.198)	162	202224	35.1217	35.1	80.00- 120.00	100.00
6.626	6.625	(1.198)	104	127261			36.66- 96.66	62.93
6.626	6.625	(1.198)	77	90405			12.69- 72.69	44.71
64 1,4-Naphthoquinone						CAS #: 130-15-4		
6.854	6.854	(0.949)	158	126927	22.5001	22.5	80.00- 120.00	100.00
6.853	6.854	(0.949)	102	117107			59.39- 119.39	92.26
6.855	6.854	(0.949)	130	57669			16.38- 76.38	45.43
66 1,3-Dinitrobenzene						CAS #: 99-65-0		
6.996	6.993	(0.968)	168	99393	37.2569	37.2	80.00- 120.00	100.00
6.994	6.992	(0.968)	75	131373			105.04- 165.04	132.18
6.994	6.992	(0.968)	50	70602			43.46- 103.46	71.03
* 70 Acenaphthene-d10						CAS #: 15067-26-2		
7.225	7.224	(1.000)	164	527391	40.0000		80.00- 120.00	100.00
7.225	7.224	(1.000)	162	502099			63.97- 123.97	95.20
7.225	7.224	(1.000)	160	235093			13.34- 73.34	44.58
73 Pentachlorobenzene						CAS #: 608-93-5		
7.389	7.389	(1.023)	250	282512	28.9931	29.0	80.00- 120.00	100.00
7.389	7.389	(1.023)	252	189266			33.45- 93.45	66.99
7.388	7.387	(1.022)	108	78614			0.00- 57.50	27.83
77 1-Naphthylamine						CAS #: 134-32-7		
7.505	7.502	(1.039)	143	396466	42.9927	43.0	80.00- 120.00	100.00
7.505	7.502	(1.039)	115	230165			30.09- 90.09	58.05
7.505	7.502	(1.039)	89	48519			0.00- 42.40	12.24
78 2,3,4,6-Tetrachlorophenol						CAS #: 58-90-2		
7.553	7.554	(1.045)	232	181022	33.8181	33.8	80.00- 120.00	100.00
7.553	7.554	(1.045)	168	47227			0.00- 54.24	26.09

RT	EXP RT	REL RT	MASS	RESPONSE	CONCENTRATIONS ON-COL (ug/ml)	FINAL (ug/l)	TARGET RANGE	RATIO
78 2,3,4,6-Tetrachlorophenol (continued)								
7.553	7.553	(1.045)	131	71298			10.42- 70.42	39.39
79 2-Naphthylamine						CAS #: 91-59-8		
7.583	7.582	(1.050)	143	440064	36.4059	36.4	80.00- 120.00	100.00
7.583	7.581	(1.050)	115	265502			28.07- 88.07	60.33
7.582	7.582	(1.049)	116	96015			0.00- 52.18	21.82
83 5-Nitro-ortho-toluidine						CAS #: 99-55-8		
7.780	7.778	(1.077)	152	150434	32.0441	32.0	80.00- 120.00	100.00
7.780	7.778	(1.077)	106	107461			42.09- 102.09	71.43
7.779	7.777	(1.077)	77	176638			101.84- 161.84	117.42
90 1,3,5-Trinitrobenzene						CAS #: 99-35-4		
8.152	8.145	(1.128)	75	244542	21.1301	21.1	80.00- 120.00	100.00
8.152	8.145	(1.128)	74	152197			32.20- 92.20	62.24
8.153	8.146	(1.128)	213	87471			5.55- 65.55	35.77
89 Diallate						CAS #: 2303-16-4		
8.156	8.154	(1.129)	86	215853	32.9572	33.0	80.00- 120.00	100.00(M)
8.156	8.154	(1.129)	43	213324			72.47- 132.47	98.83
8.156	8.154	(1.129)	234	149761			42.39- 102.39	69.38
92 Phenacetin						CAS #: 62-44-2		
8.187	8.189	(0.943)	109	245954	33.4313	33.4	80.00- 120.00	100.00
8.187	8.189	(0.943)	108	276635			85.13- 145.13	112.47
8.188	8.189	(0.943)	179	161846			34.99- 94.99	65.80
91 p-Phenylenediamine						CAS #: 106-50-3		
8.187	8.189	(0.943)	108	276635	34.3366	34.3	80.00- 120.00	100.00
8.187	8.189	(0.943)	80	76272			0.00- 59.14	27.57
8.186	8.188	(0.943)	53	32887			0.00- 43.14	11.89
97 Pentachloronitrobenzene						CAS #: 82-68-8		
8.513	8.511	(0.981)	237	150227	39.6249	39.6	80.00- 120.00	100.00
8.513	8.512	(0.981)	295	54295			8.59- 68.59	36.14
8.511	8.509	(0.980)	142	107530			39.65- 99.65	71.58
98 4-Aminobiphenyl						CAS #: 92-67-1		
8.498	8.497	(0.979)	169	738140	40.4562	40.4	80.00- 120.00	100.00
8.498	8.497	(0.979)	168	165349			0.00- 51.29	22.40
8.498	8.497	(0.979)	115	88228			0.00- 42.02	11.95
99 Pronamide						CAS #: 23950-58-5		
8.556	8.556	(0.986)	173	313459	34.5411	34.5	80.00- 120.00	100.00
8.556	8.556	(0.986)	175	201850			33.74- 93.74	64.39
8.556	8.556	(0.986)	145	120941			8.00- 68.00	38.58
* 100 Phenanthrene-d10						CAS #: 1517-22-2		
8.681	8.681	(1.000)	188	1056029	40.0000		80.00- 120.00	100.00
8.680	8.679	(1.000)	94	60928			0.00- 35.98	5.77
8.680	8.679	(1.000)	80	80725			0.00- 37.82	7.64

RT	EXP RT	REL RT	MASS	RESPONSE	CONCENTRATIONS ON-COL (ug/ml)	FINAL (ug/l)	TARGET RANGE	RATIO
102 Dinoseb						CAS #: 88-85-7		
8.677	8.677	(1.000)	211	228670	38.5436	38.5	80.00- 120.00	100.00
8.676	8.676	(0.999)	163	91546			6.97- 66.97	40.03
8.676	8.676	(0.999)	117	50131			0.00- 52.26	21.92
106 4-Nitroquinoline-1-oxide						CAS #: 56-57-5		
9.467	9.464	(1.091)	174	7361	25.4641	25.5	80.00- 120.00	100.00(Q)
9.464	9.463	(1.090)	128	18546			177.89- 237.89	251.95
9.464	9.465	(1.090)	101	30262			320.78- 380.78	411.11
107 Methapyrilene						CAS #: 91-80-5		
9.535	9.540	(1.098)	97	38907	110.024	110	80.00- 120.00	100.00(AR)
9.535	9.539	(1.098)	58	32410			79.26- 139.26	83.30
9.536	9.537	(1.098)	191	6294			0.00- 49.83	16.18
108 Isodrin						CAS #: 465-73-6		
9.720	9.720	(1.120)	193	116952	36.3390	36.3	80.00- 120.00	100.00
9.719	9.718	(1.120)	66	103229			68.57- 128.57	88.27
9.720	9.720	(1.120)	195	95763			56.64- 116.64	81.88
113 Aramite						CAS #: 140-57-8		
10.293	10.291	(0.913)	185	115173	27.4327	27.4	80.00- 120.00	100.00(M)
10.293	10.291	(0.913)	191	51990			19.62- 79.62	45.14
10.218	10.222	(0.906)	319	42131			6.72- 66.72	36.58
114 p-Dimethylamino azobenzene						CAS #: 60-11-7		
10.382	10.383	(0.921)	225	282910	27.3370	27.3	80.00- 120.00	100.00
10.382	10.382	(0.921)	120	253418			58.87- 118.87	89.58
10.381	10.381	(0.921)	77	299078			79.12- 139.12	105.71
115 Chlorobenzilate						CAS #: 510-15-6		
10.426	10.426	(0.924)	251	429462	26.8440	26.8	80.00- 120.00	100.00
10.426	10.426	(0.924)	253	280870			34.70- 94.70	65.40
10.424	10.425	(0.924)	139	378955			59.47- 119.47	88.24
116 Kepone						CAS #: 143-50-0		
10.763	10.761	(0.954)	272	45817	16.7400	16.7	80.00- 120.00	100.00(M)
10.762	10.761	(0.954)	274	35041			40.14- 100.14	76.48
10.762	10.760	(0.954)	237	28159			21.00- 81.00	61.46
117 3,3-Dimethylbenzidine						CAS #: 119-93-7		
10.713	10.715	(0.950)	212	341776	10.8719	10.9	80.00- 120.00	100.00(R)
10.714	10.714	(0.950)	106	32857			0.00- 36.45	9.61
10.713	10.714	(0.950)	180	23745			0.00- 37.22	6.95
119 2-Acetylaminofluorene						CAS #: 53-96-3		
10.963	10.964	(0.972)	181	460213	25.3913	25.4	80.00- 120.00	100.00
10.964	10.964	(0.972)	223	305190			35.75- 95.75	66.32
10.963	10.964	(0.972)	180	404716			57.04- 117.04	87.94
* 121 Chrysene-d12						CAS #: 1719-03-5		
11.277	11.274	(1.000)	240	1758674	40.0000		80.00- 120.00	100.00
11.276	11.273	(1.000)	120	92910			0.00- 34.90	5.28

RT	EXP RT	REL RT	MASS	RESPONSE	CONCENTRATIONS ON-COL (ug/ml)	FINAL (ug/l)	TARGET RANGE	RATIO
* 121 Chrysene-d12 (continued)								
11.277	11.274	(1.000)	236	476391			0.00- 56.16	27.09
126 7,12-Dimethylbenz(a)anthracen						CAS #: 57-97-6		
12.250	12.245	(0.972)	256	728356	34.7228	34.7	80.00- 120.00	100.00
12.250	12.245	(0.972)	241	395766			26.17- 86.17	54.34
12.250	12.245	(0.972)	239	346497			15.73- 75.73	47.57
* 130 Perylene-d12						CAS #: 1520-96-3		
12.598	12.596	(1.000)	264	1473605	40.0000		80.00- 120.00	100.00
12.598	12.596	(1.000)	260	360377			0.00- 54.14	24.46
12.598	12.596	(1.000)	265	337945			0.00- 52.90	22.93
131 3-Methylcholanthrene						CAS #: 56-49-5		
12.856	12.857	(1.020)	268	775867	32.8410	32.8	80.00- 120.00	100.00
12.856	12.857	(1.020)	252	331406			12.61- 72.61	42.71
12.856	12.857	(1.020)	253	283220			6.84- 66.84	36.50
132 Dibenz(a,j)acridine						CAS #: 224-42-0		
13.434	13.435	(1.066)	279	1157097	34.0484	34.0	80.00- 120.00	100.00
13.434	13.435	(1.066)	280	275690			0.00- 54.53	23.83
13.434	13.435	(1.066)	277	180514			0.00- 45.50	15.60

QC Flag Legend

A - Target compound detected but, quantitated amount exceeded maximum amount.
Q - Qualifier signal failed the ratio test.
R - Spike/Surrogate failed recovery limits.
M - Compound response manually integrated.

Data File: \\Svecd04\DD\chem\smsd03.i\S305031P.b\9295LCSD.D
Date : 03-MAY-2012 18:00
Client ID: 128811LCSD
Sample Info: SW128811LCSD
Purge Volume: 1000.0
Column phase: HPMS-5

Instrument: smsd03.i
Operator: PEL
Column diameter: 0.25

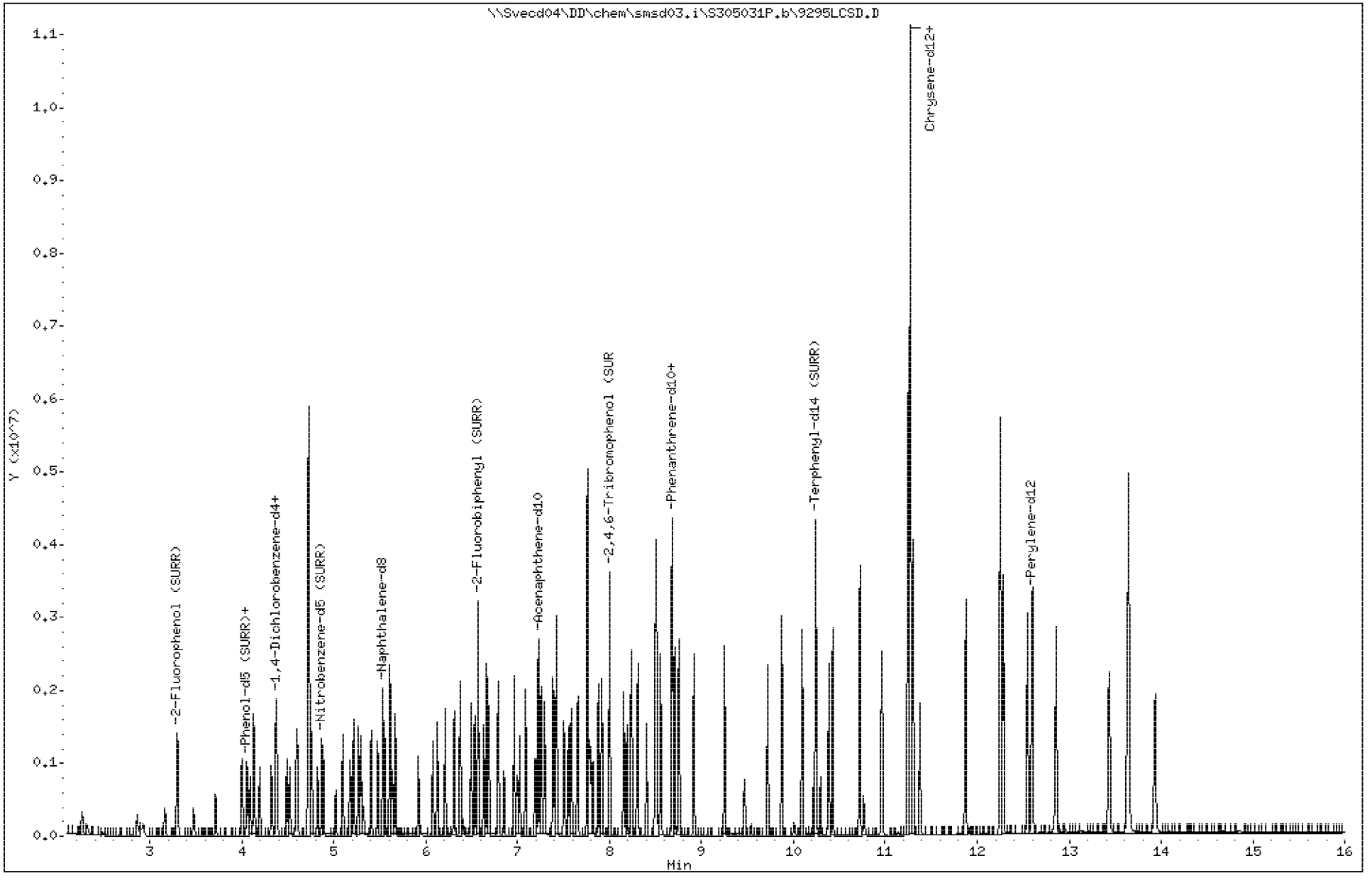

2318

3505892

Data File: \\Svecd04\DD\chem\smsd03.i\S305031P.b\9295LCSD.D

Date : 03-MAY-2012 18:00

Client ID: 128811LCSD

Instrument: smsd03.i

Sample Info: SW128811LCSD

Purge Volume: 1000.0

Operator: PEL

Column phase: HPMS-5

Column diameter: 0.25

1 N-Nitrosodimethylamine

Concentration: 26.5 ug/l

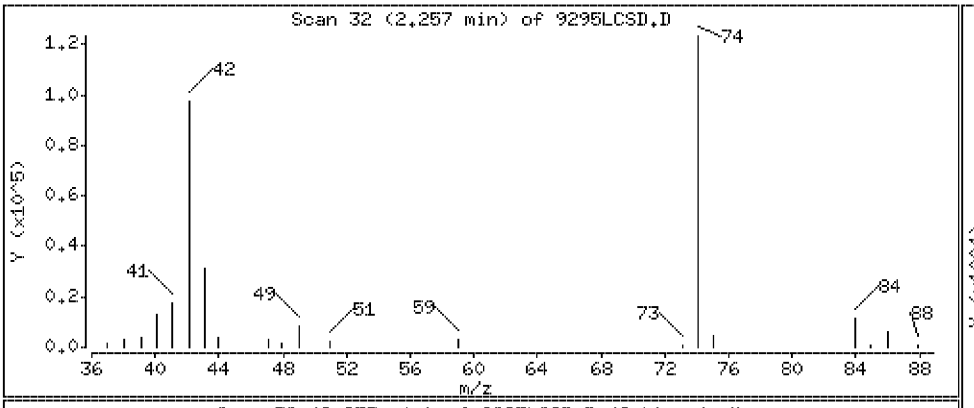

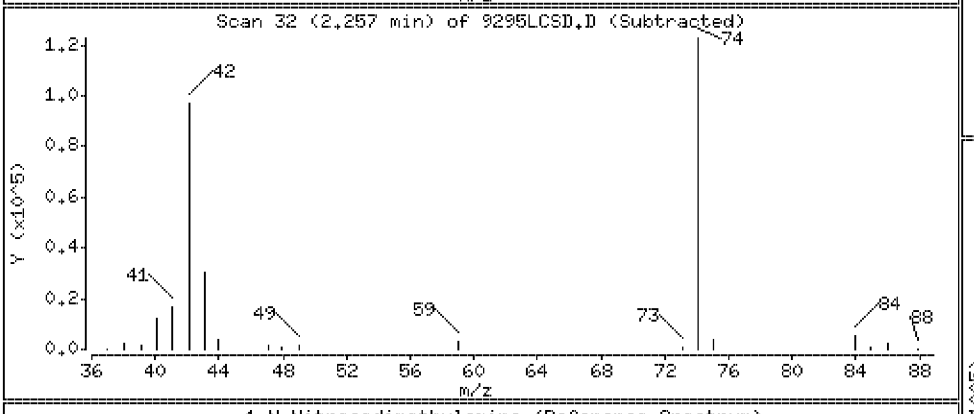

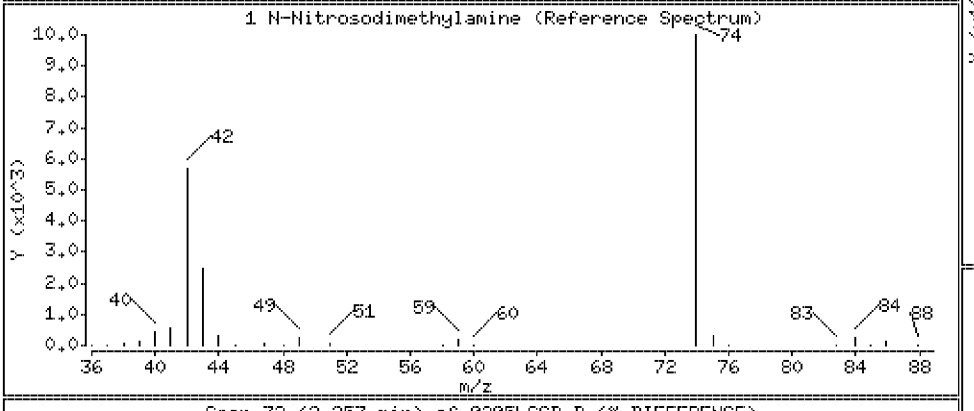

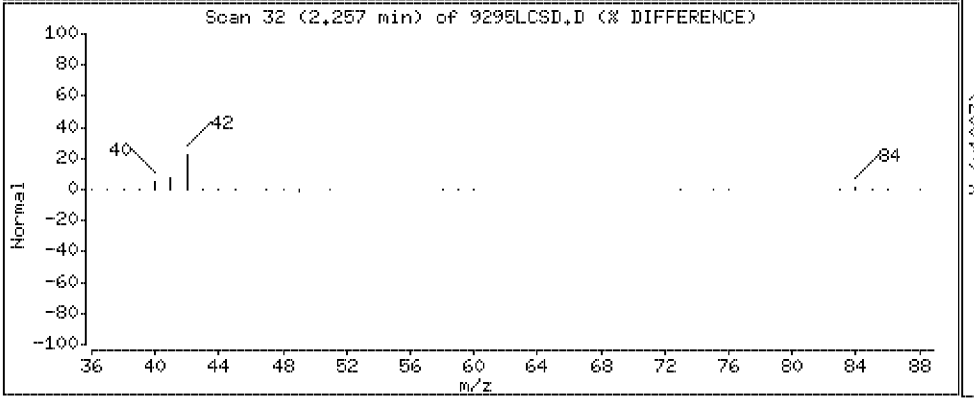

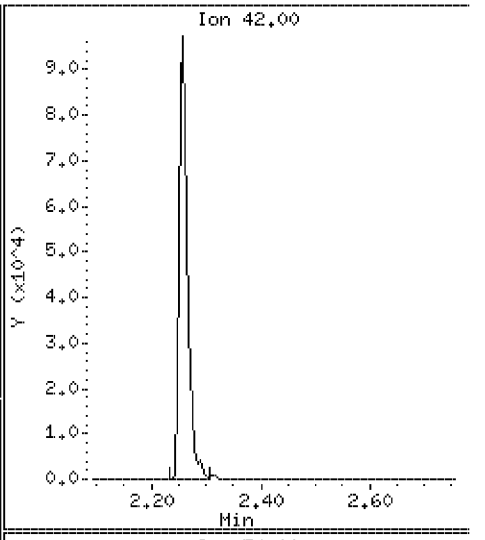

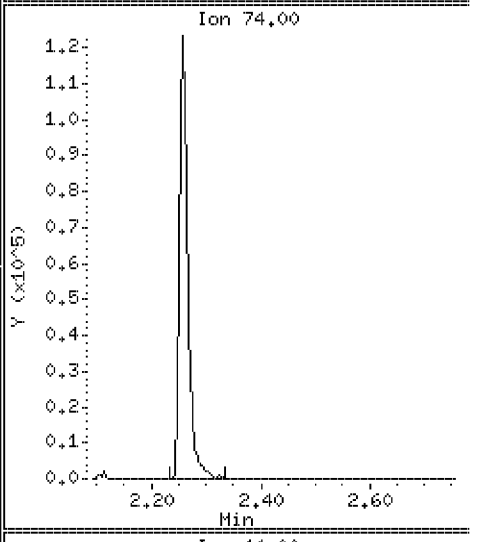

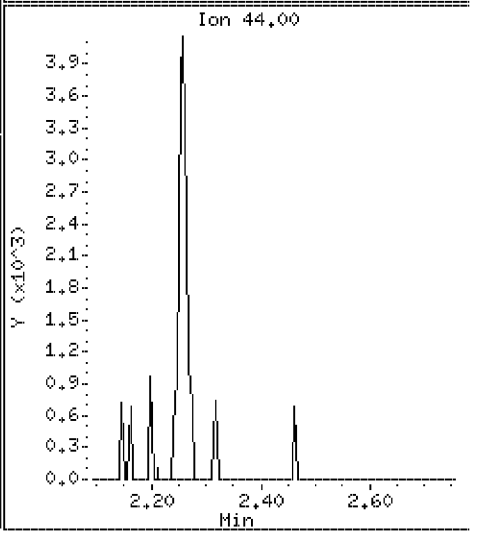

Data File: \\Svecd04\DD\chem\smsd03.i\S305031P.b\9295LCSD.D

Date : 03-MAY-2012 18:00

Client ID: 128811LCSD

Instrument: smsd03.i

Sample Info: SW128811LCSD

Purge Volume: 1000.0

Operator: PEL

Column phase: HPMS-5

Column diameter: 0.25

2 Pyridine

Concentration: 11.7 ug/l

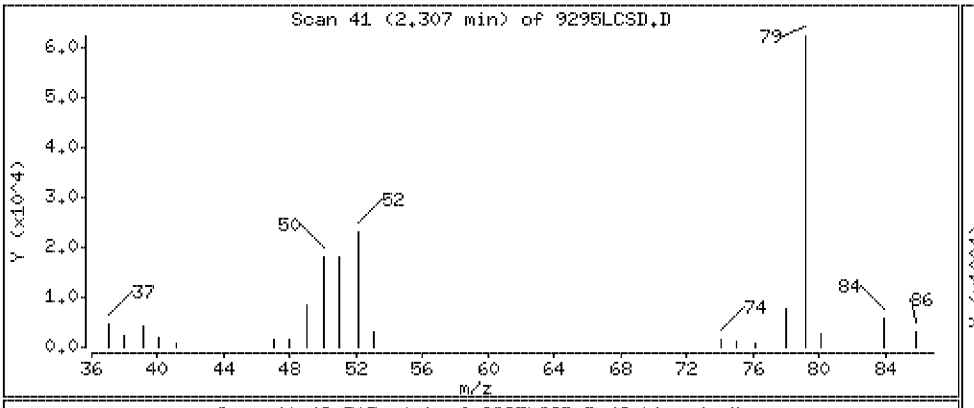

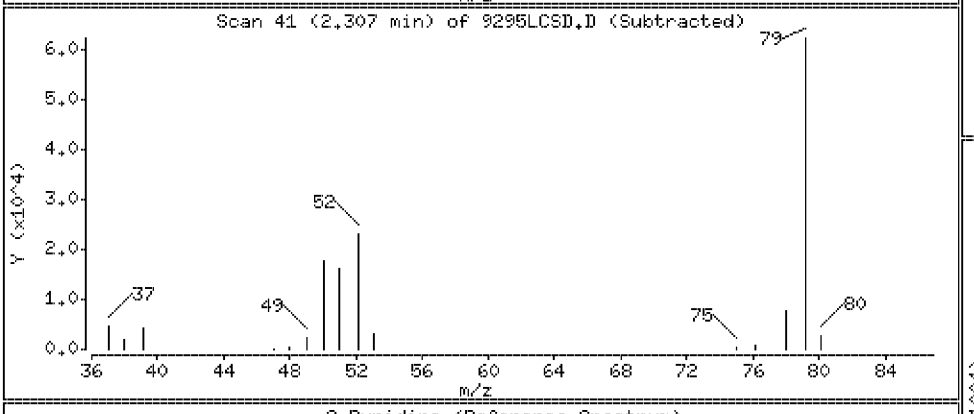

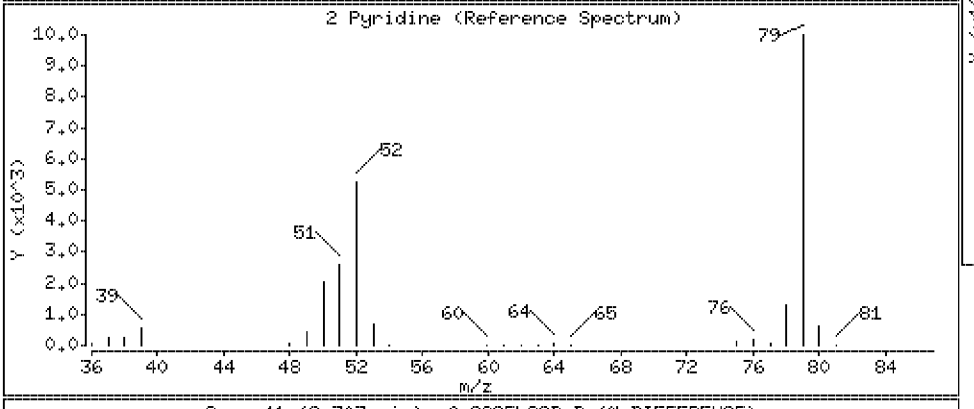

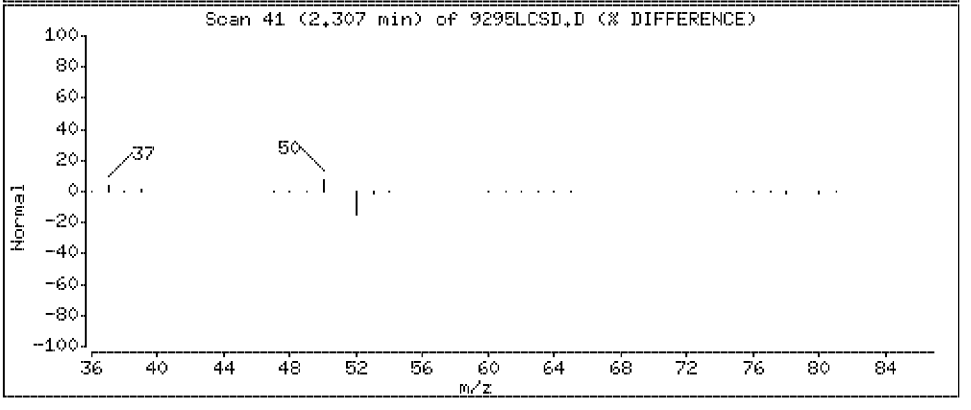

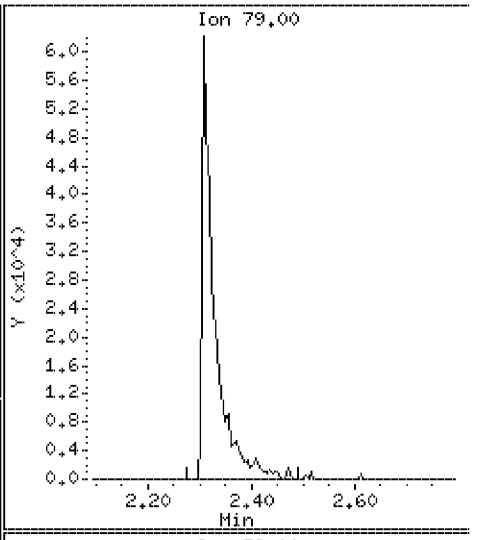

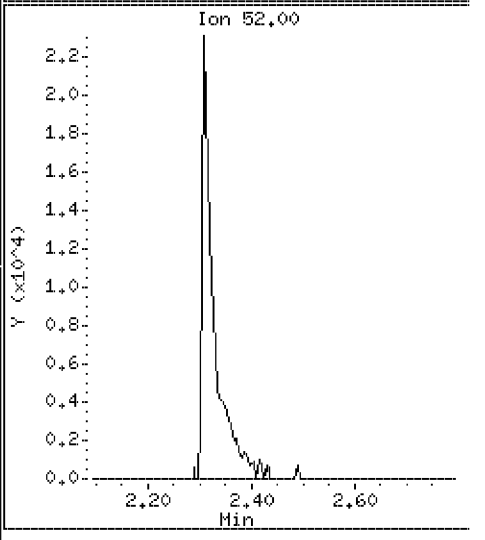

Data File: \\Svecd04\DD\chem\smsd03.i\S305031P.b\9295LCSD.D

Date : 03-MAY-2012 18:00

Client ID: 128811LCSD

Instrument: smsd03.i

Sample Info: SW128811LCSD

Purge Volume: 1000.0

Operator: PEL

Column phase: HPMS-5

Column diameter: 0.25

3 2- Picoline

Concentration: 12.7 ug/l

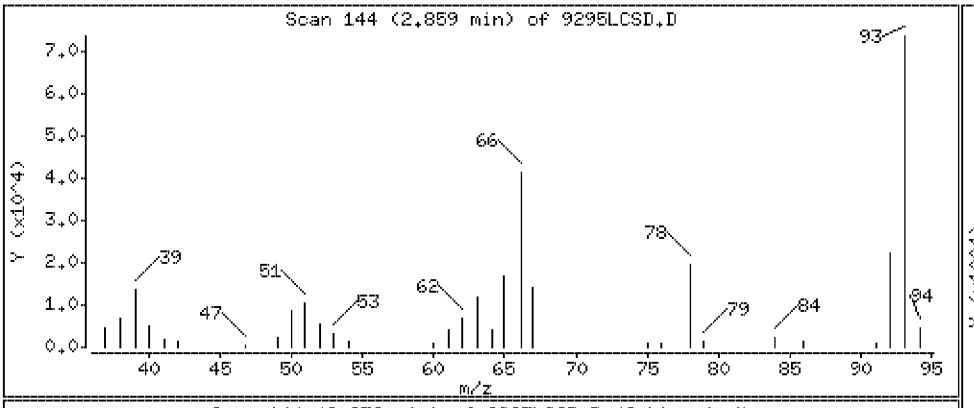

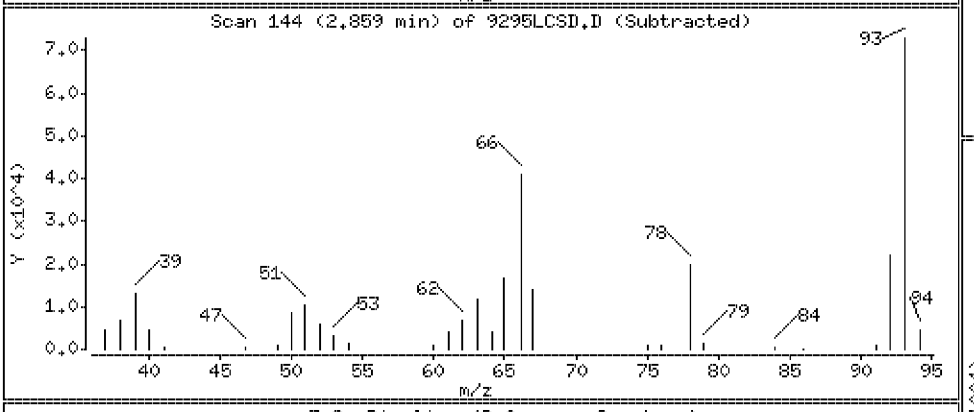

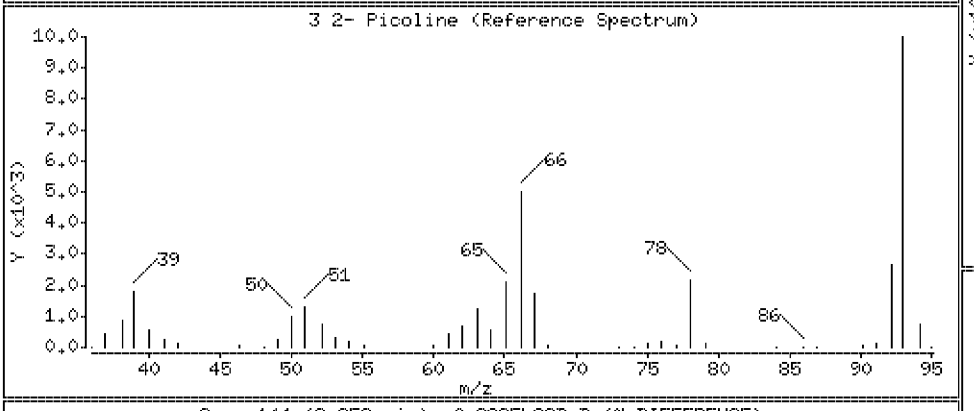

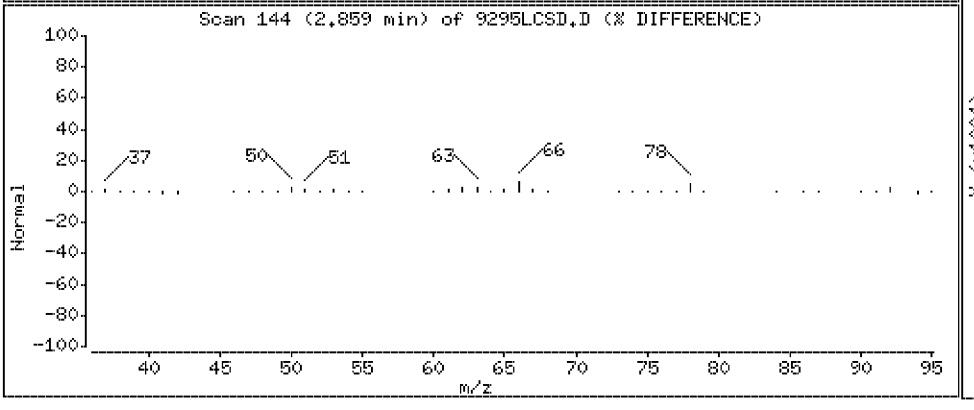

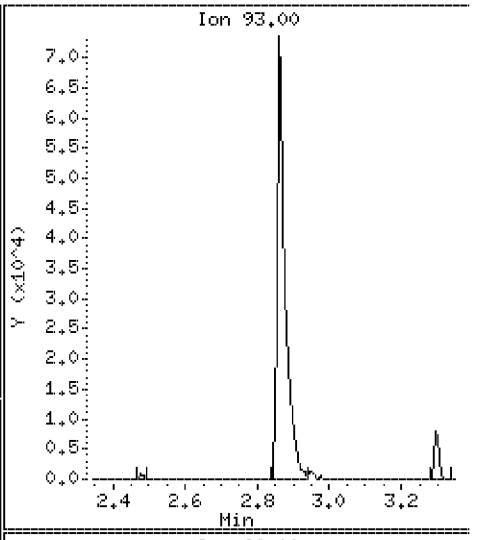

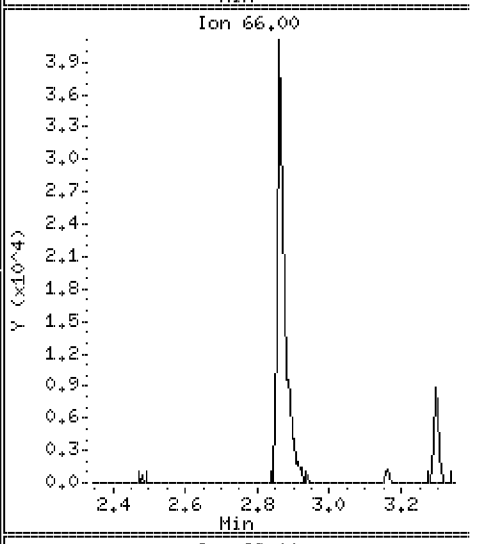

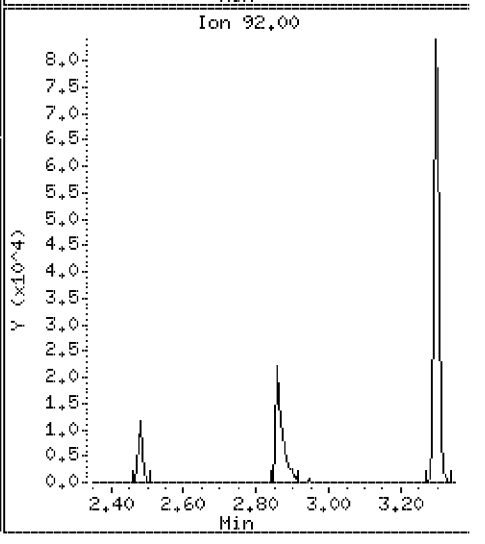

Data File: \\Svecd04\DD\chem\smsd03.i\S305031P.b\9295LCSD.D

Date : 03-MAY-2012 18:00

Client ID: 128811LCSD

Instrument: smsd03.i

Sample Info: SW128811LCSD

Purge Volume: 1000.0

Operator: PEL

Column phase: HPMS-5

Column diameter: 0.25

4 N-Nitrosomethylethylamine

Concentration: 27.5 ug/l

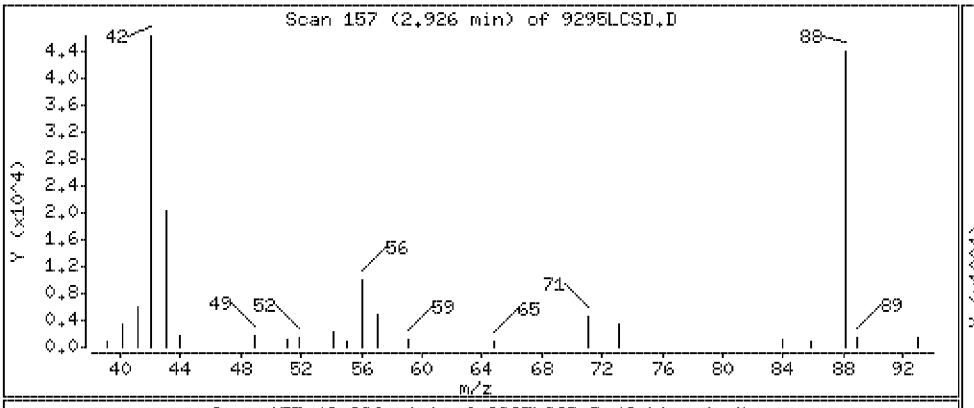

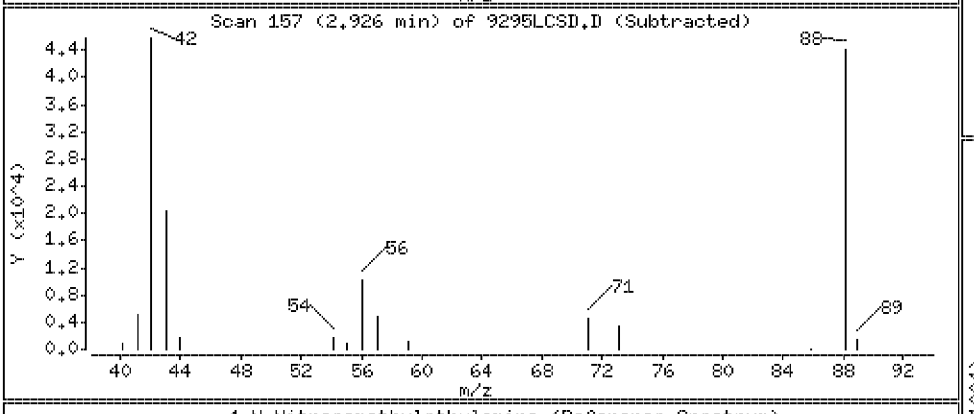

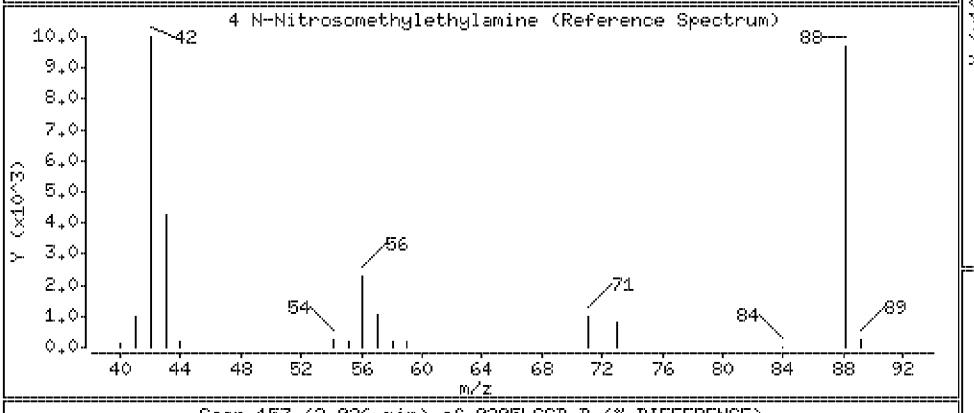

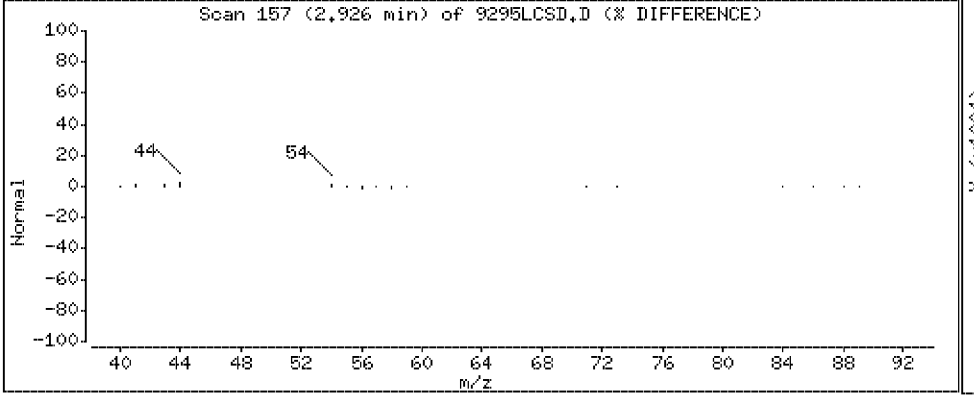

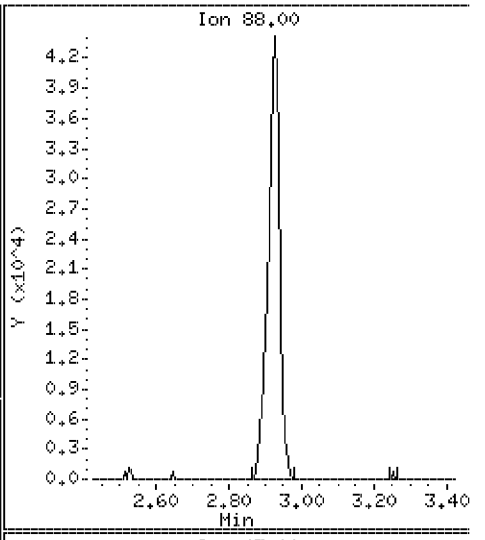

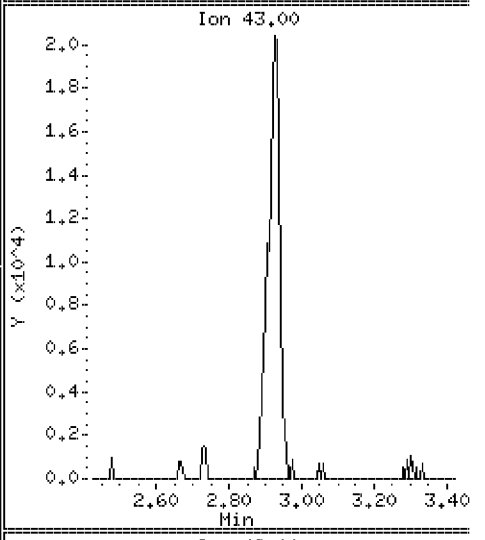

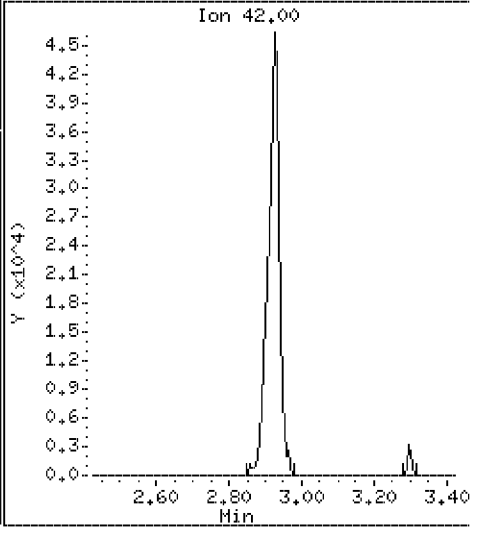

Data File: \\Svecd04\DD\chem\smsd03.i\S305031P.b\9295LCSD.D

Date : 03-MAY-2012 18:00

Client ID: 128811LCSD

Instrument: smsd03.i

Sample Info: SW128811LCSD

Purge Volume: 1000.0

Operator: PEL

Column phase: HPMS-5

Column diameter: 0.25

5 Methyl Methanesulfonate

Concentration: 25.8 ug/l

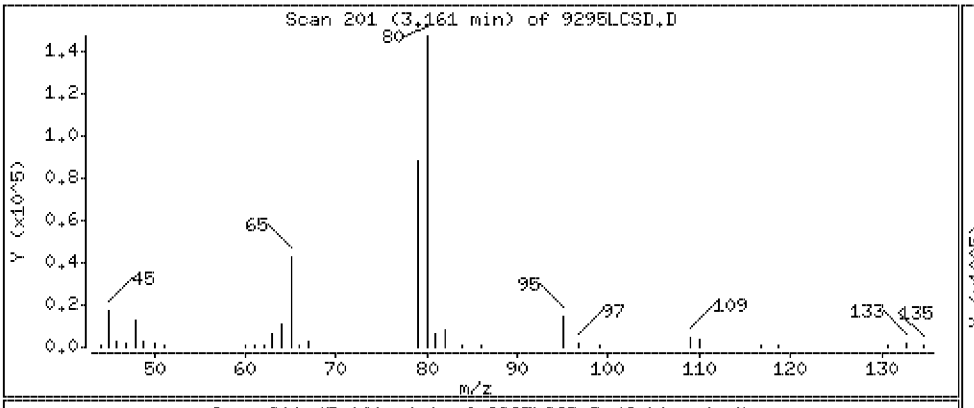

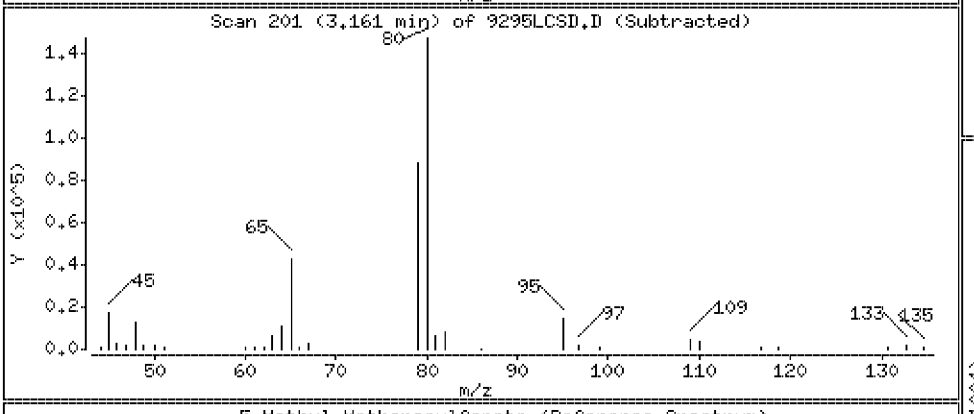

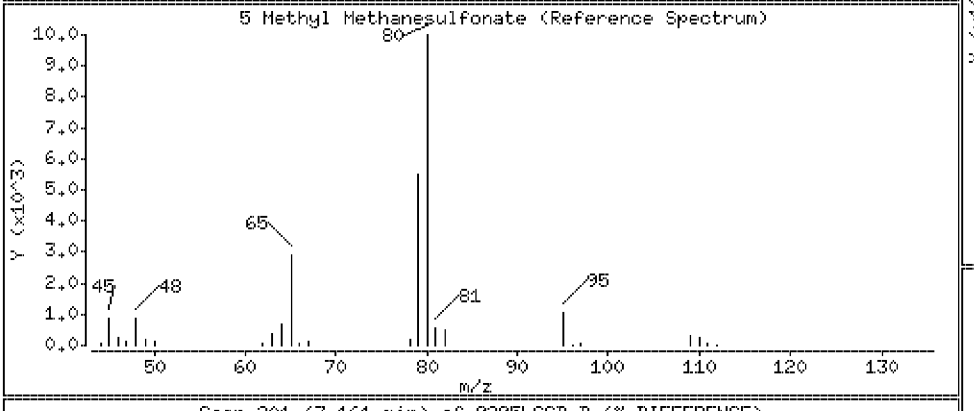

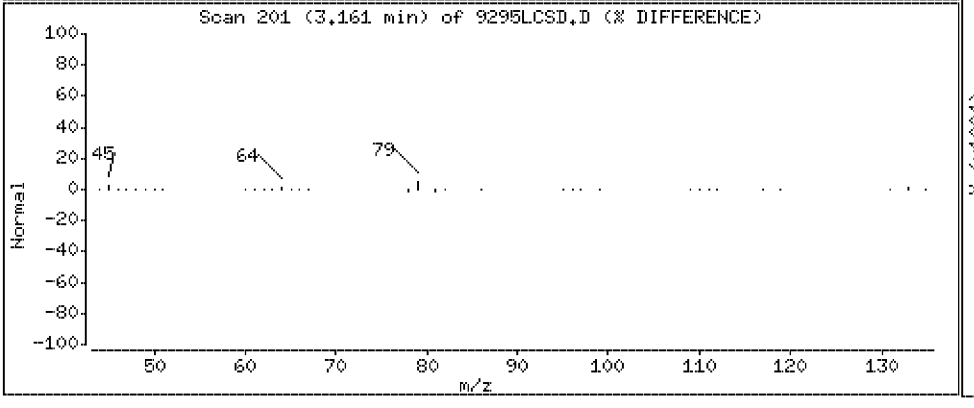

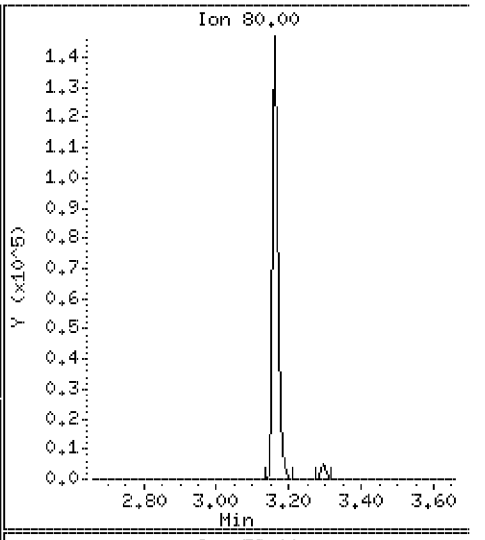

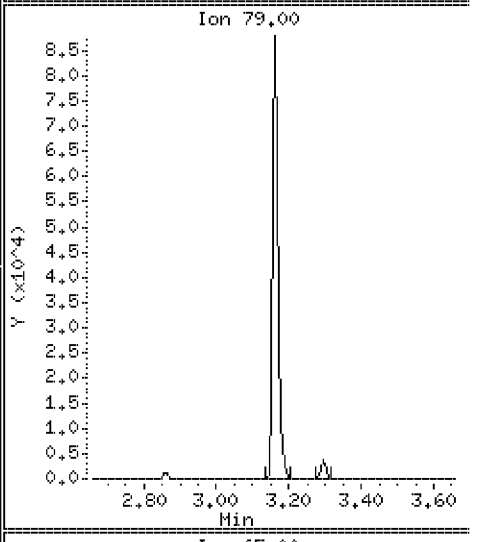

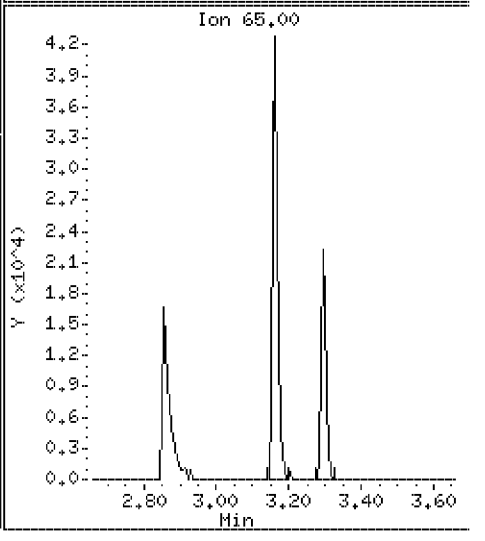

Data File: \\Svecd04\DD\chem\smsd03.i\S305031P.b\9295LCSD.D

Date : 03-MAY-2012 18:00

Client ID: 128811LCSD

Instrument: smsd03.i

Sample Info: SW128811LCSD

Purge Volume: 1000.0

Operator: PEL

Column phase: HPMS-5

Column diameter: 0.25

7 N-Nitrosodiethylamine

Concentration: 30.3 ug/l

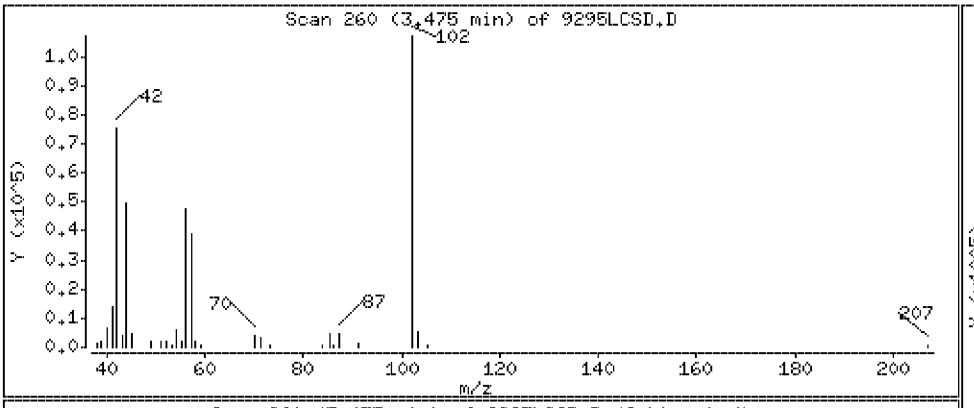

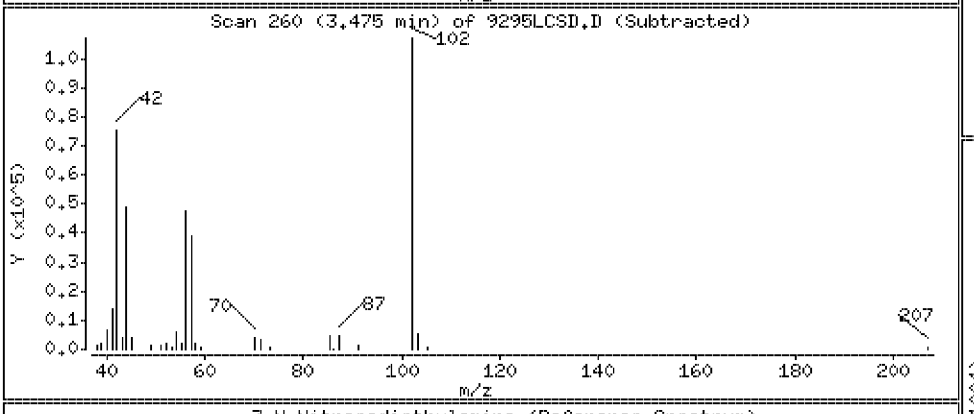

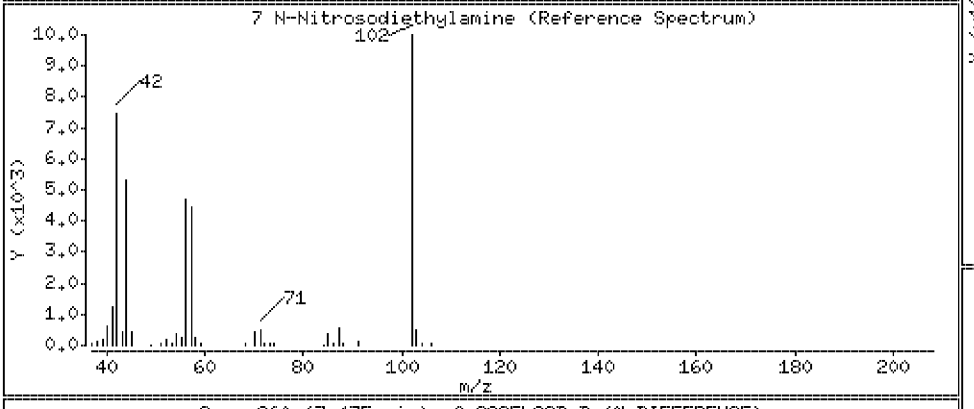

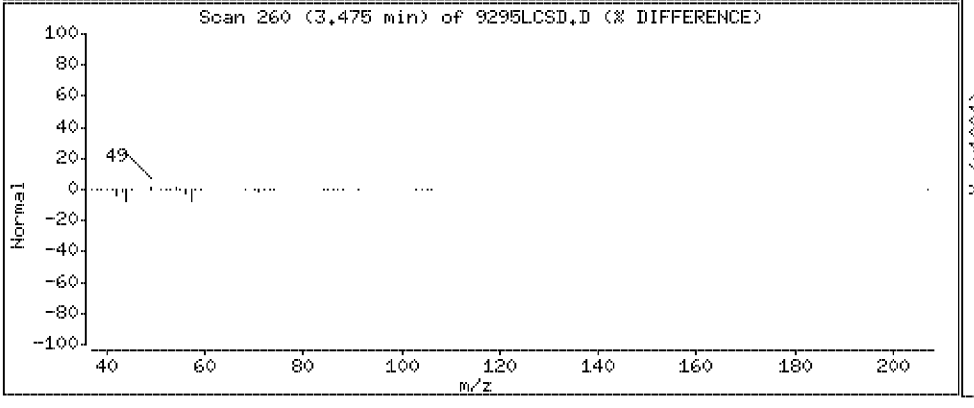

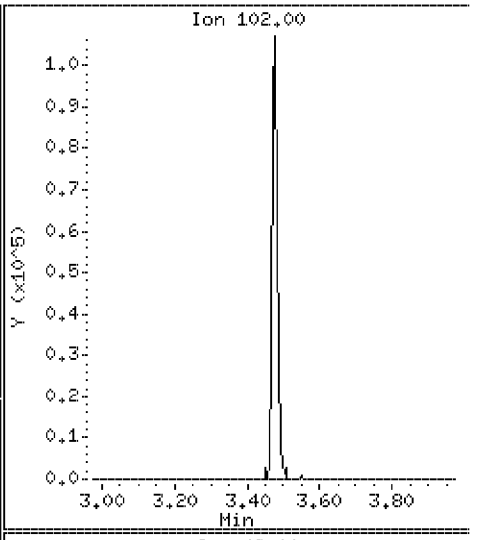

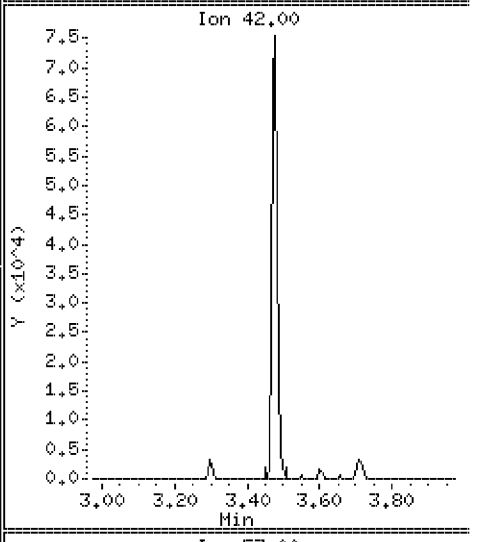

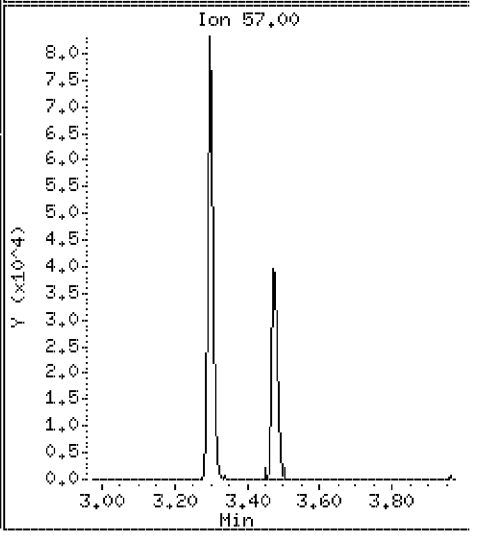

Data File: \\Svecd04\DD\chem\smsd03.i\S305031P.b\9295LCSD.D

Date : 03-MAY-2012 18:00

Client ID: 128811LCSD

Instrument: smsd03.i

Sample Info: SW128811LCSD

Purge Volume: 1000.0

Operator: PEL

Column phase: HPMS-5

Column diameter: 0.25

8 Ethyl Methanesulfonate

Concentration: 34.8 ug/l

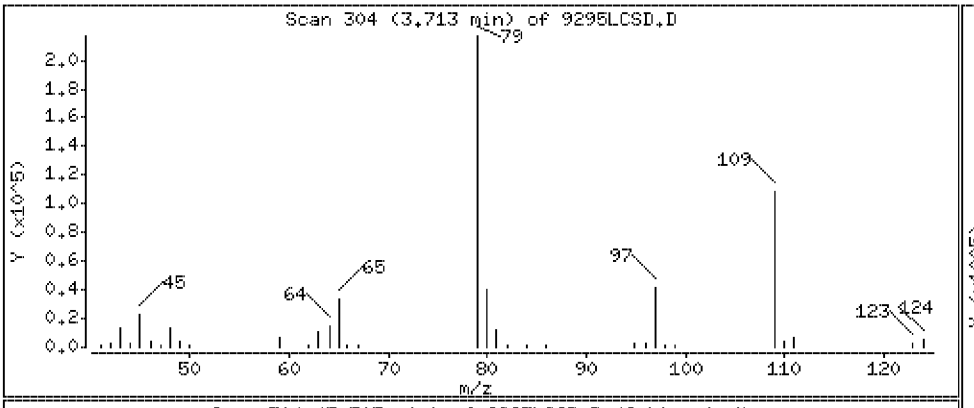

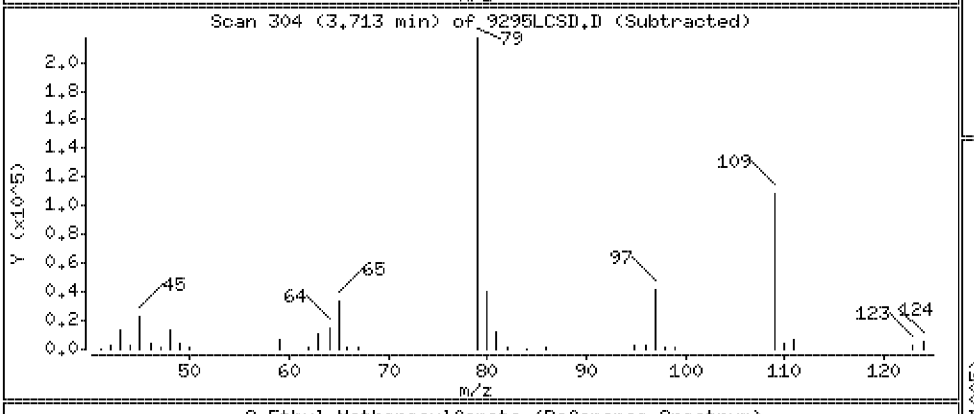

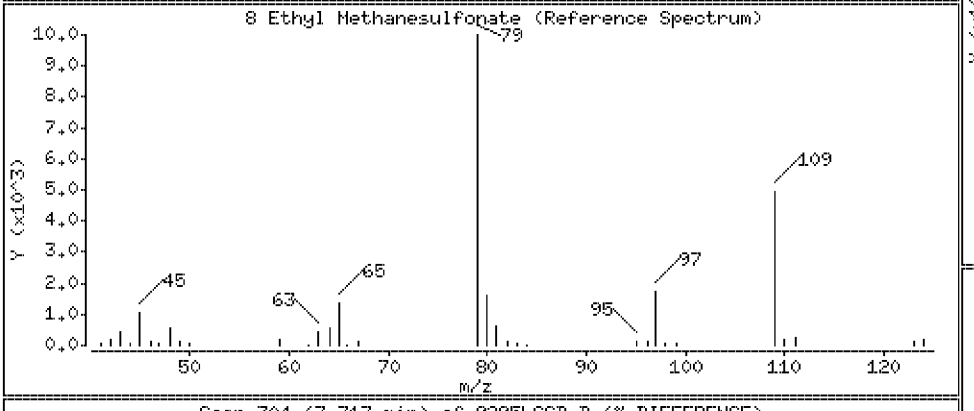

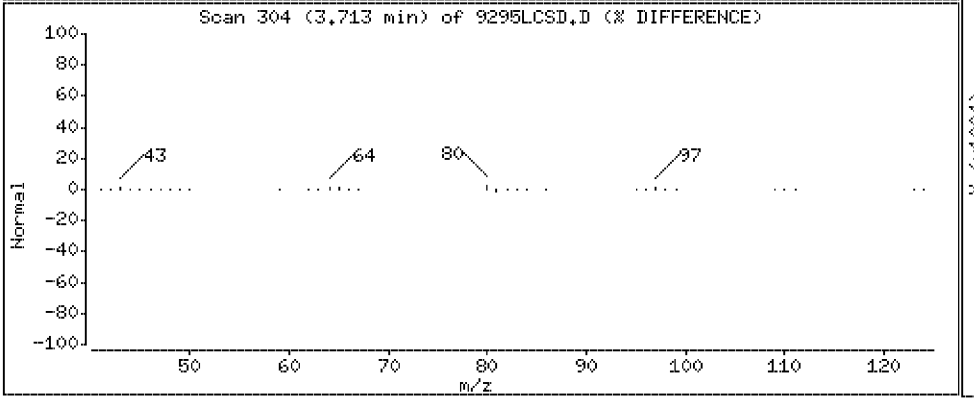

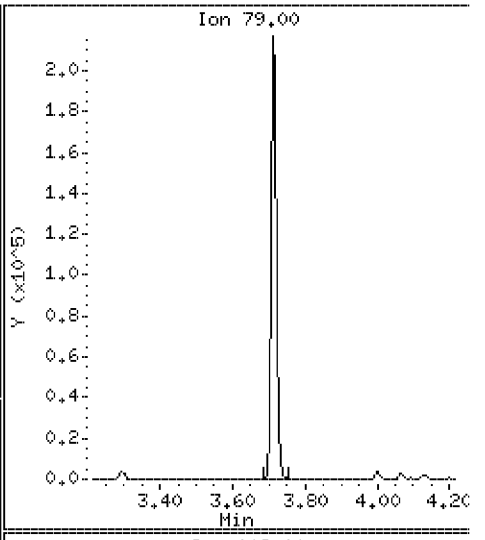

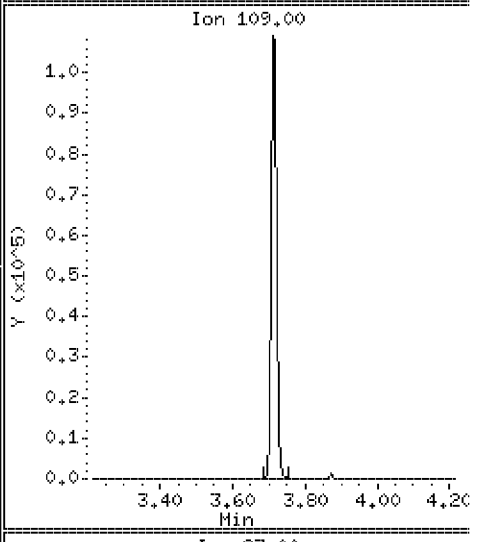

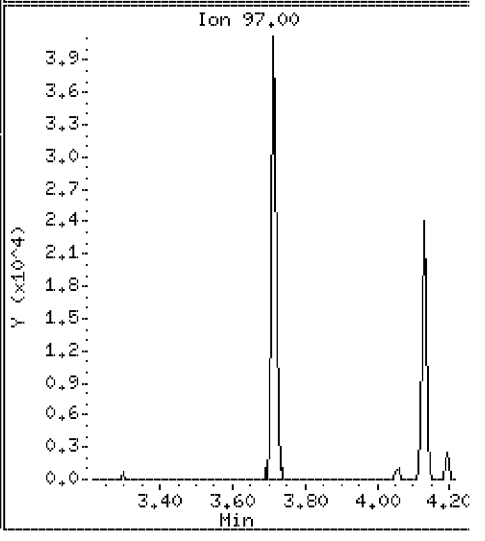

Data File: \\Svecd04\DD\chem\smsd03.i\S305031P.b\9295LCSD.D

Date : 03-MAY-2012 18:00

Client ID: 128811LCSD

Instrument: smsd03.i

Sample Info: SW128811LCSD

Purge Volume: 1000.0

Operator: PEL

Column phase: HPMS-5

Column diameter: 0.25

9 Benzaldehyde

Concentration: 34.0 ug/l

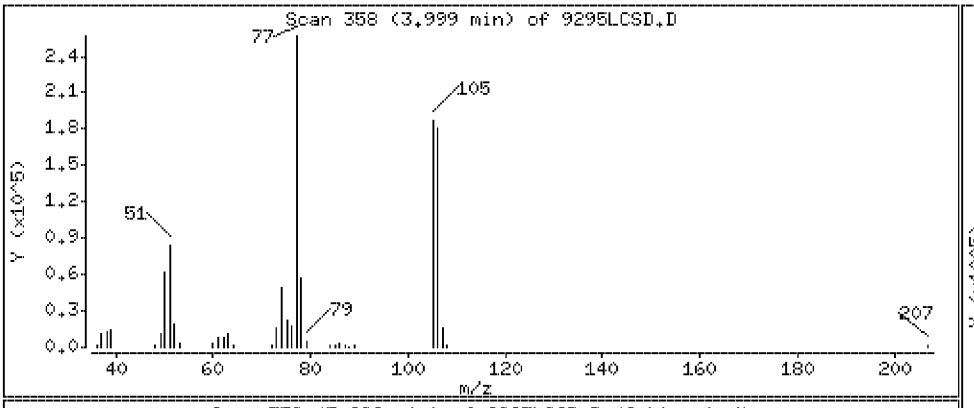

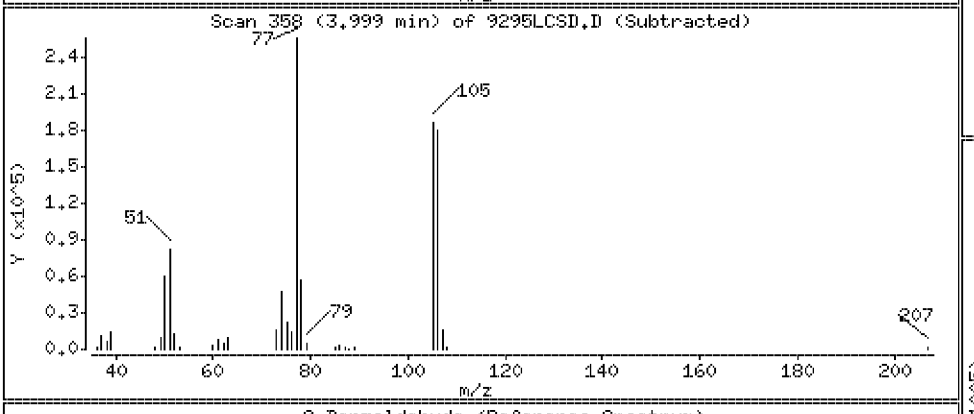

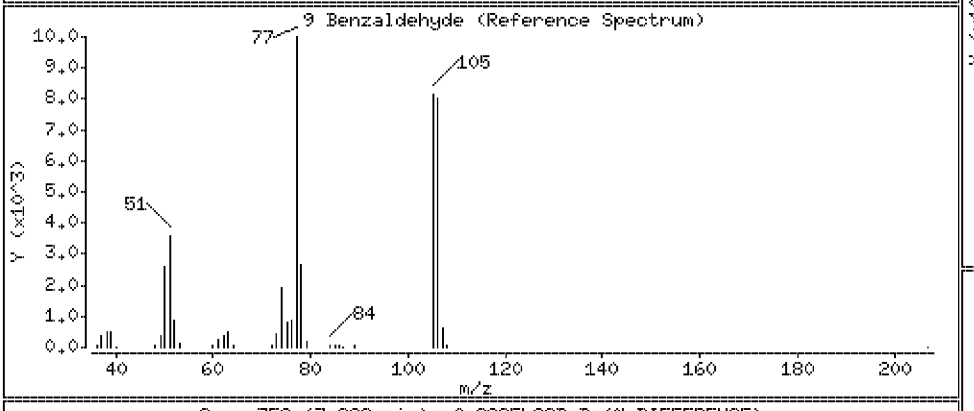

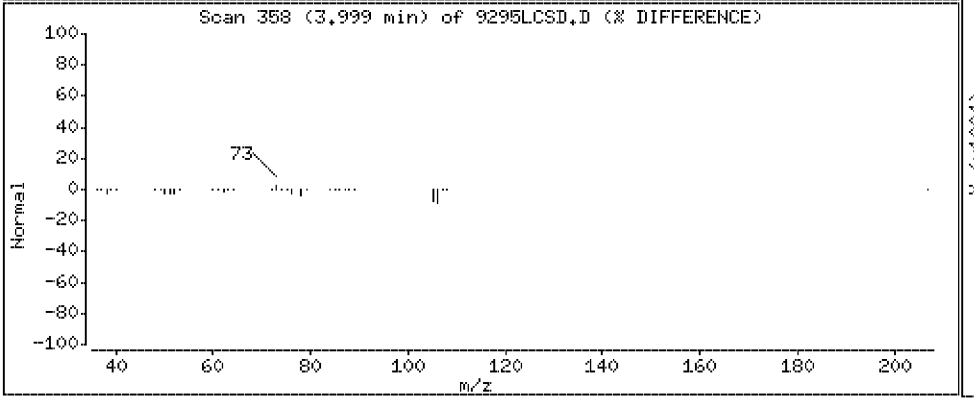

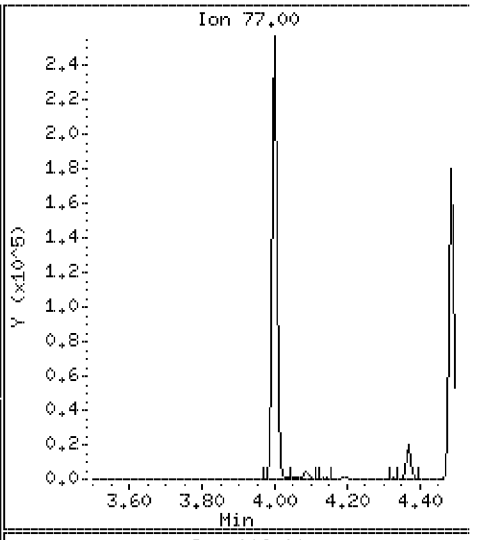

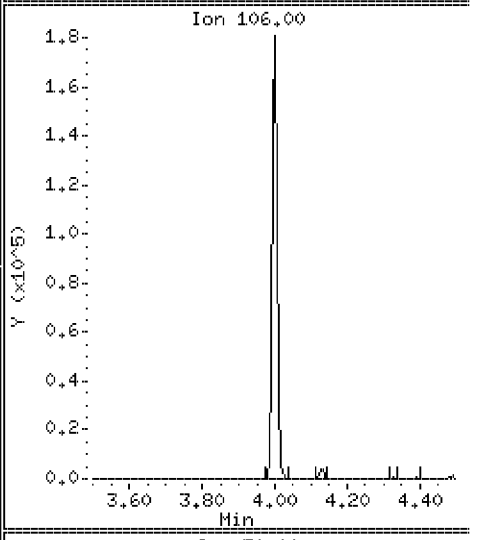

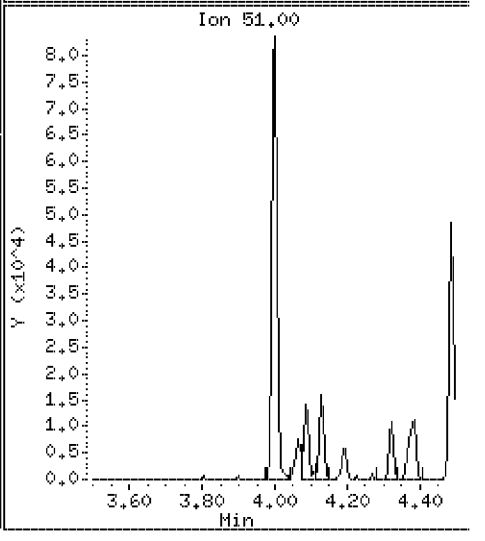

Data File: \\Svecd04\DD\chem\smsd03.i\S305031P.b\9295LCSD.D

Date : 03-MAY-2012 18:00

Client ID: 128811LCSD

Instrument: smsd03.i

Sample Info: SW128811LCSD

Purge Volume: 1000.0

Operator: PEL

Column phase: HPMS-5

Column diameter: 0.25

10 Aniline

Concentration: 26.7 ug/l

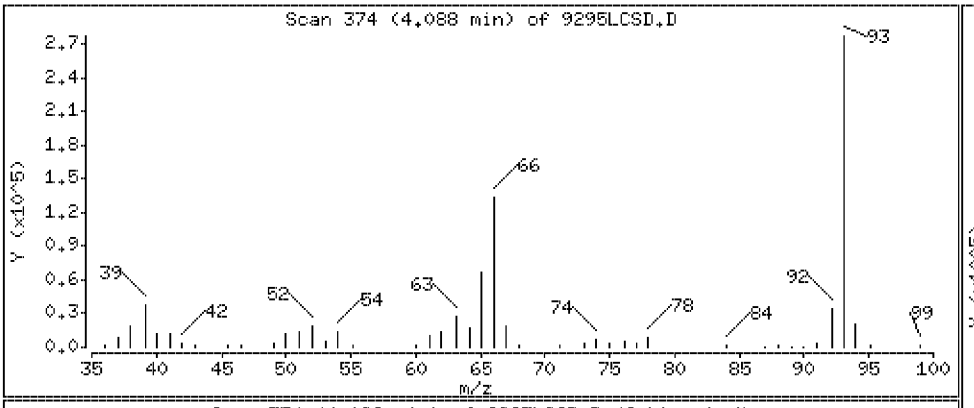

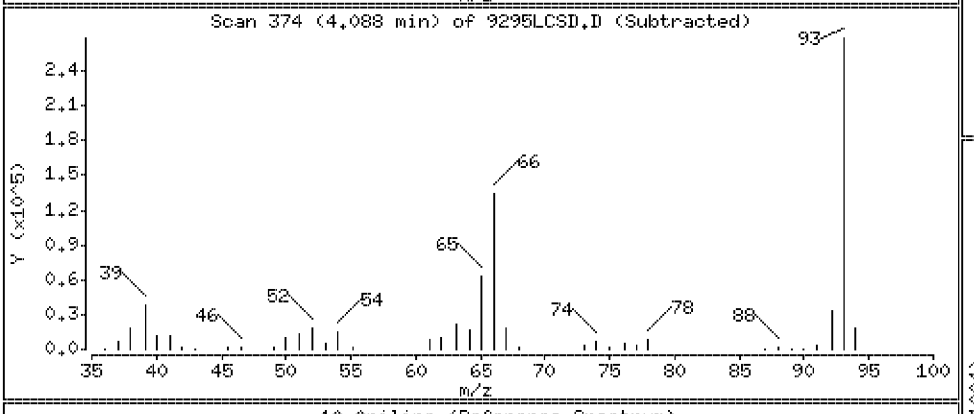

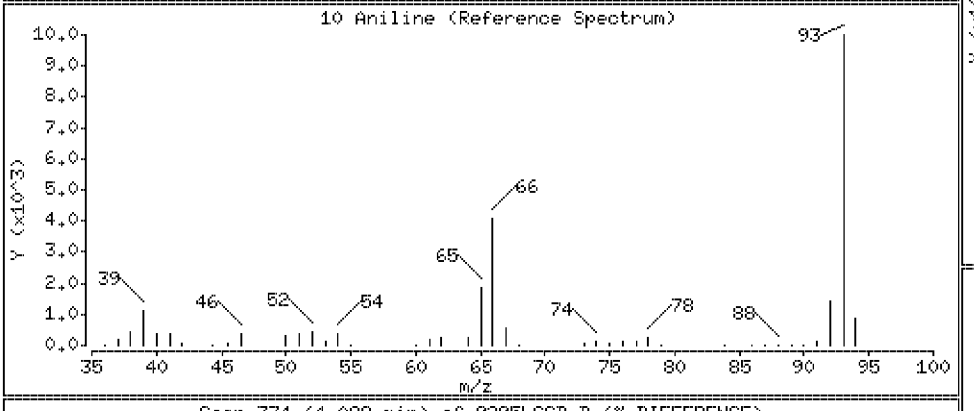

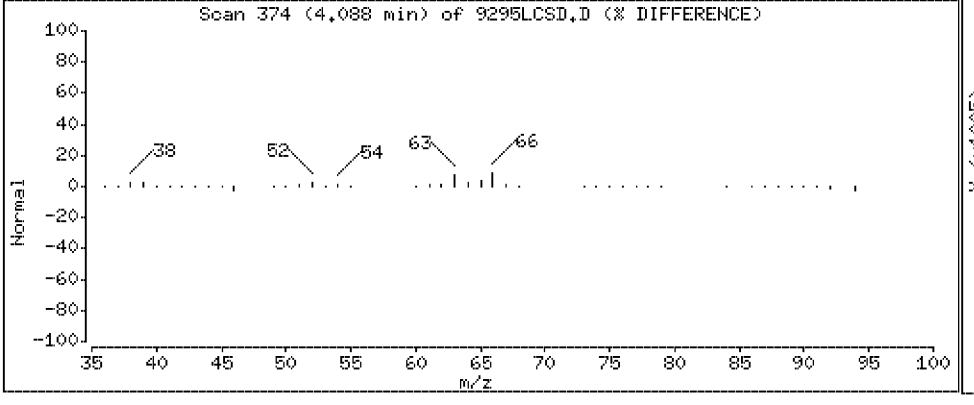

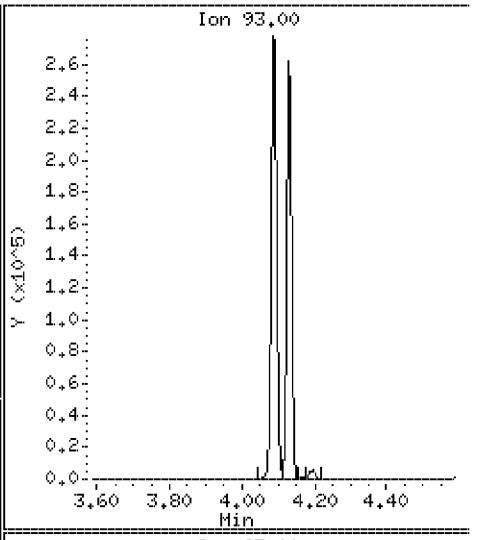

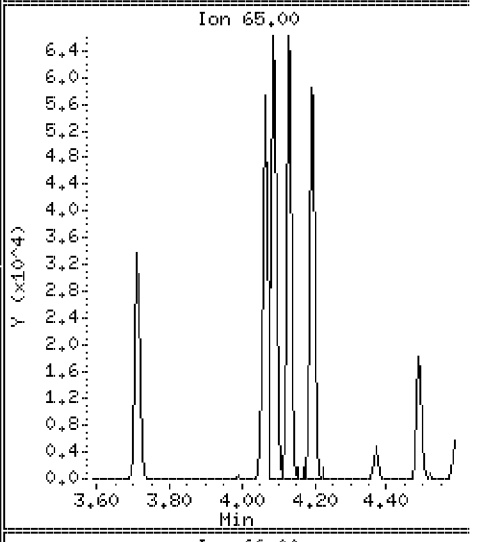

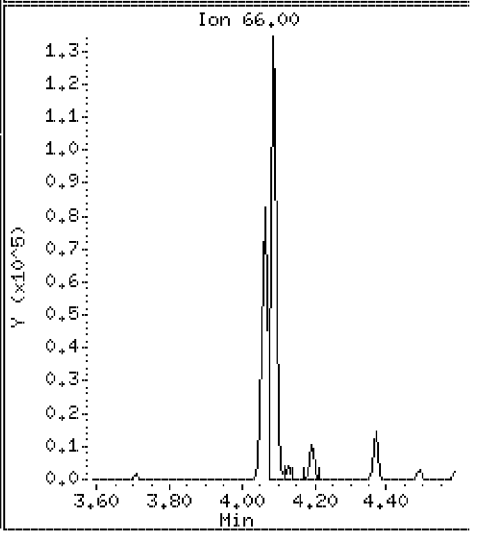

Data File: \\Svecd04\DD\chem\smsd03.i\S305031P.b\9295LCSD.D

Date : 03-MAY-2012 18:00

Client ID: 128811LCSD

Instrument: smsd03.i

Sample Info: SW128811LCSD

Purge Volume: 1000.0

Operator: PEL

Column phase: HPMS-5

Column diameter: 0.25

12 Pentachloroethane

Concentration: 26.3 ug/l

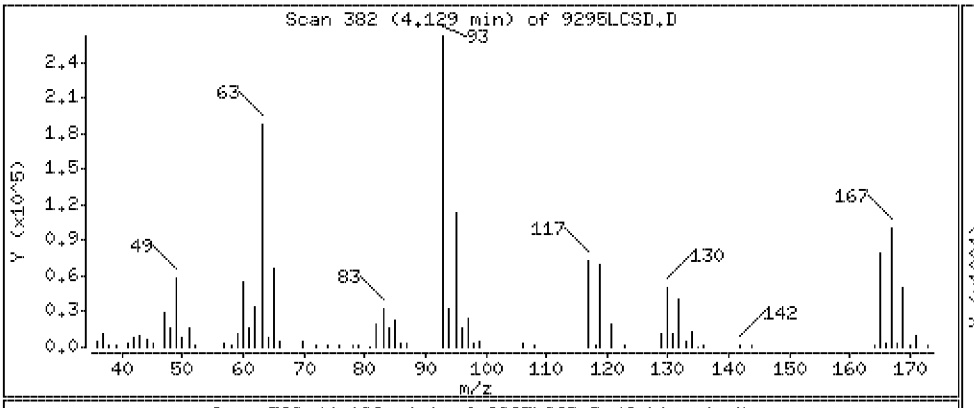

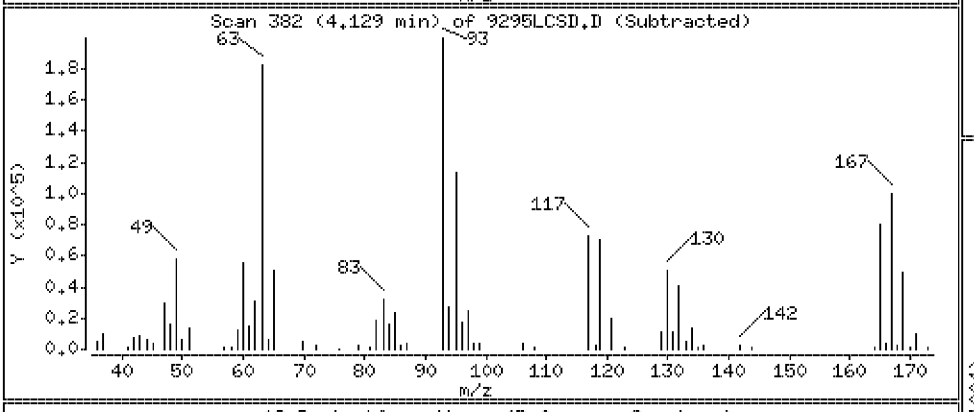

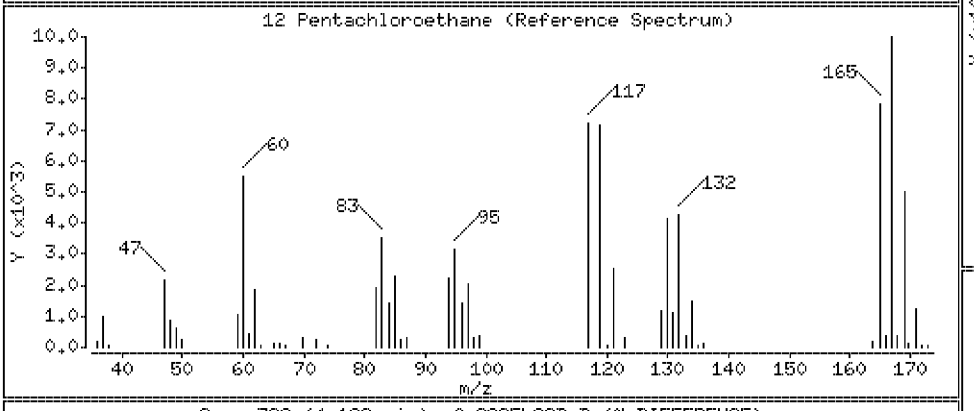

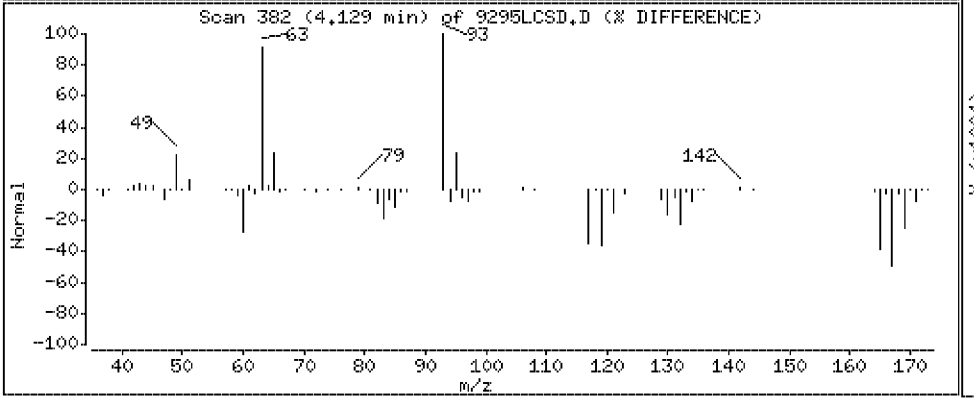

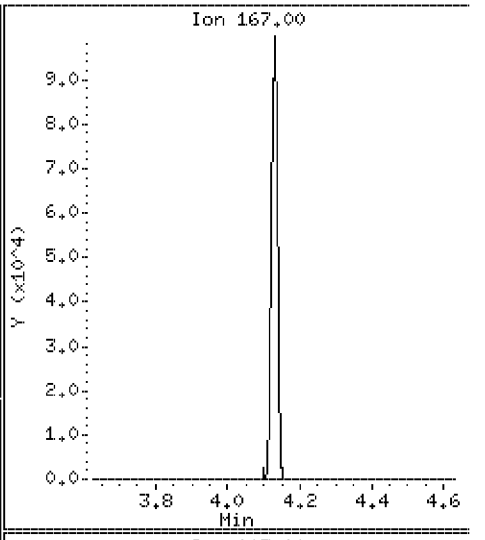

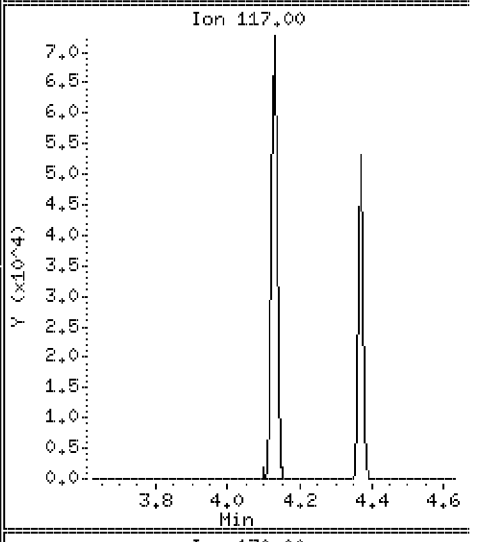

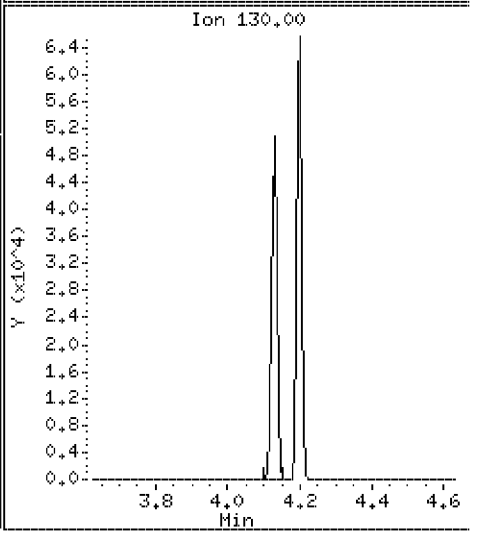

Data File: \\Svecd04\DD\chem\smsd03.i\S305031P.b\9295LCSD.D

Date : 03-MAY-2012 18:00

Client ID: 128811LCSD

Instrument: smsd03.i

Sample Info: SW128811LCSD

Purge Volume: 1000.0

Operator: PEL

Column phase: HPMS-5

Column diameter: 0.25

13 Phenol

Concentration: 13.0 ug/l

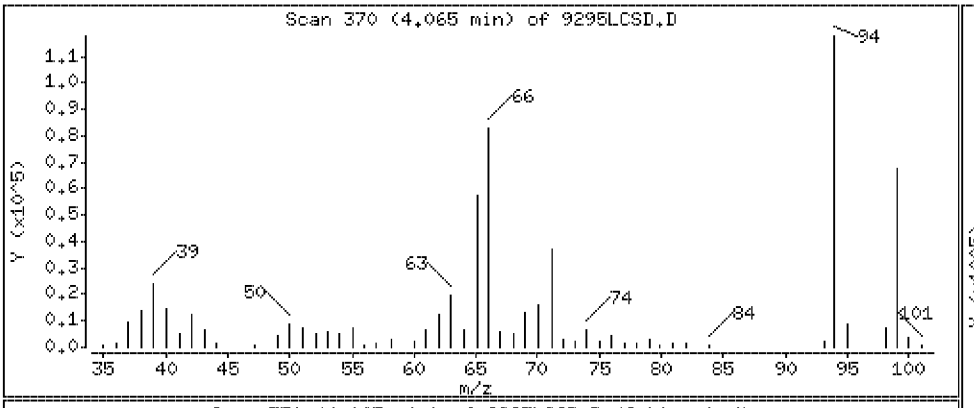

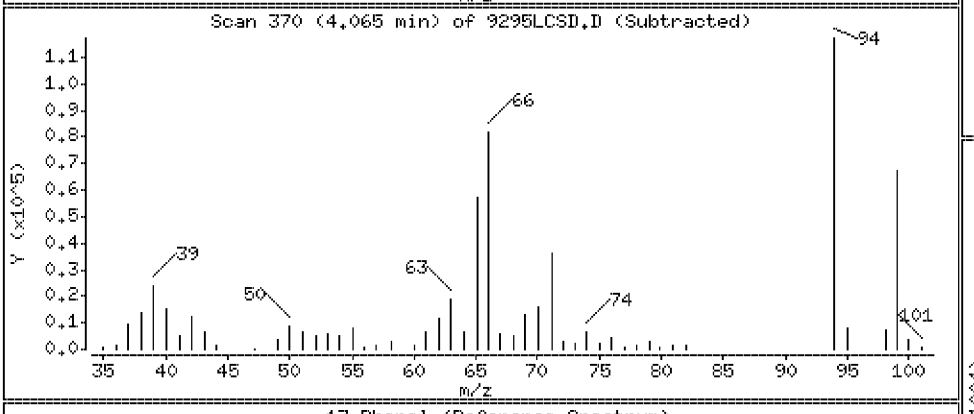

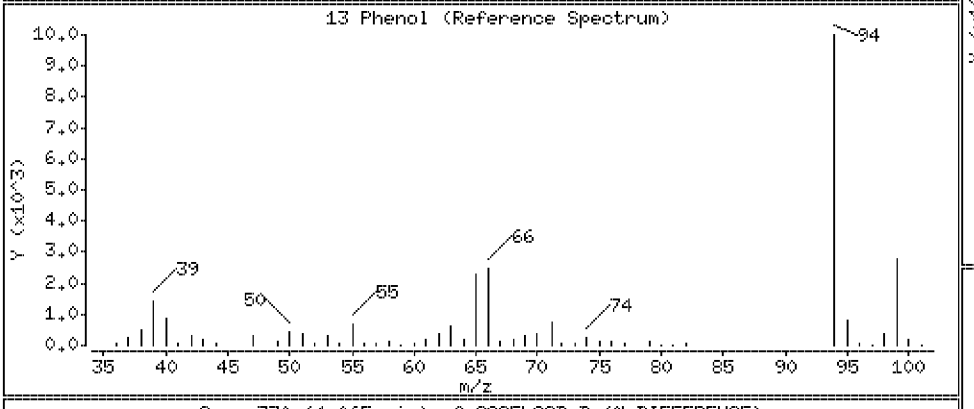

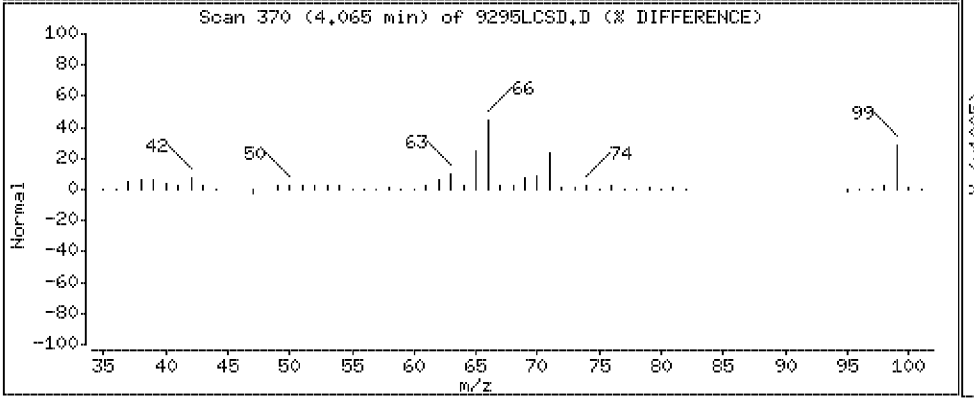

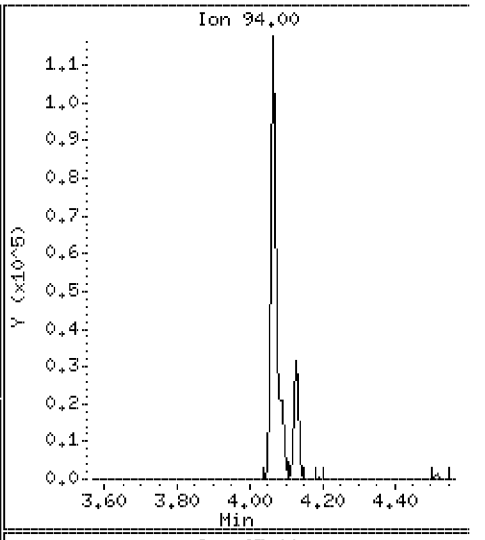

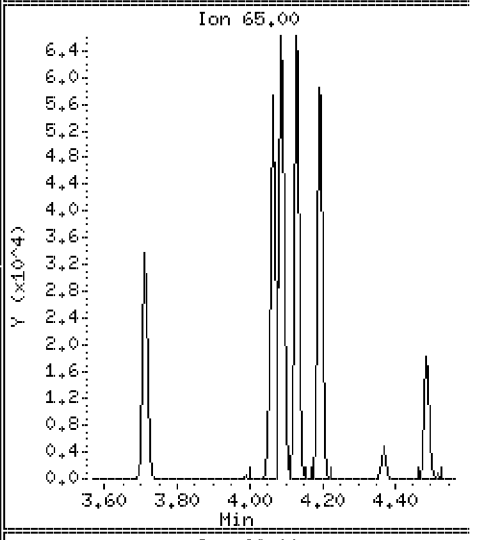

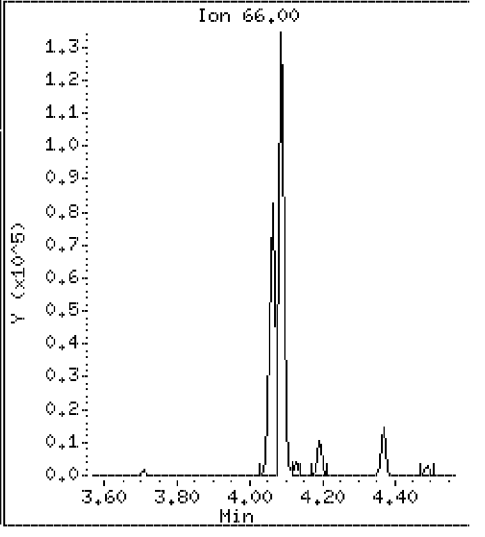

Data File: \\Svecd04\DD\chem\smsd03.i\S305031P.b\9295LCSD.D

Date : 03-MAY-2012 18:00

Client ID: 128811LCSD

Instrument: smsd03.i

Sample Info: SW128811LCSD

Purge Volume: 1000.0

Operator: PEL

Column phase: HPMS-5

Column diameter: 0.25

14 Bis(2-Chloroethyl)ether

Concentration: 37.8 ug/l

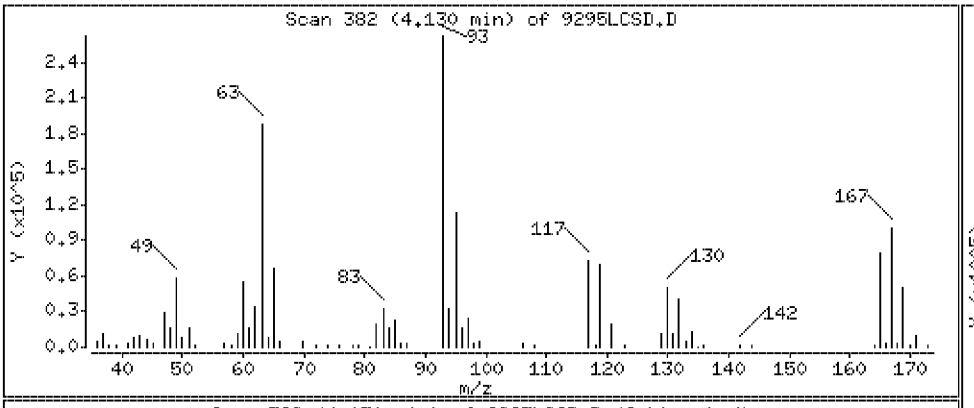

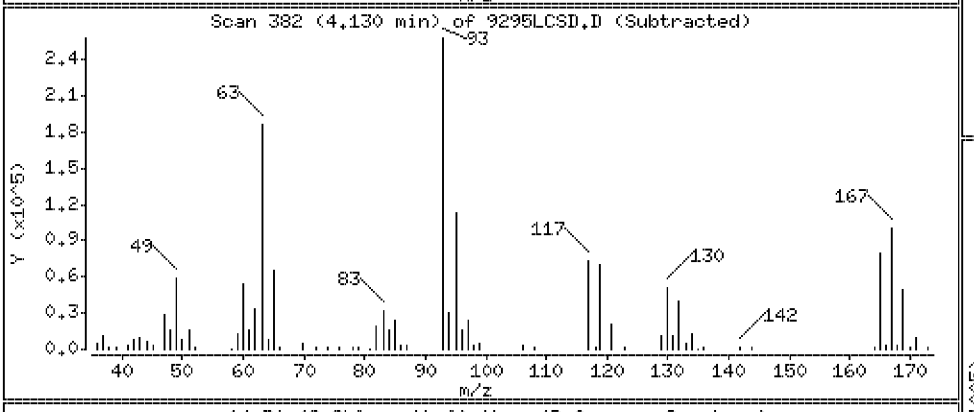

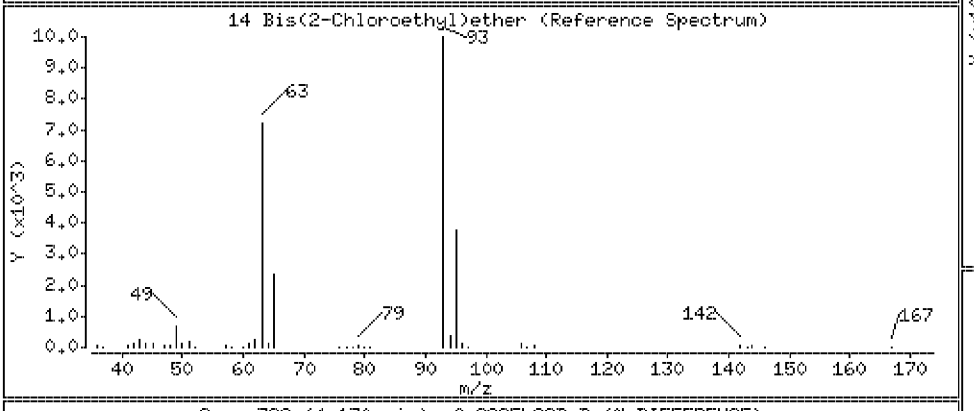

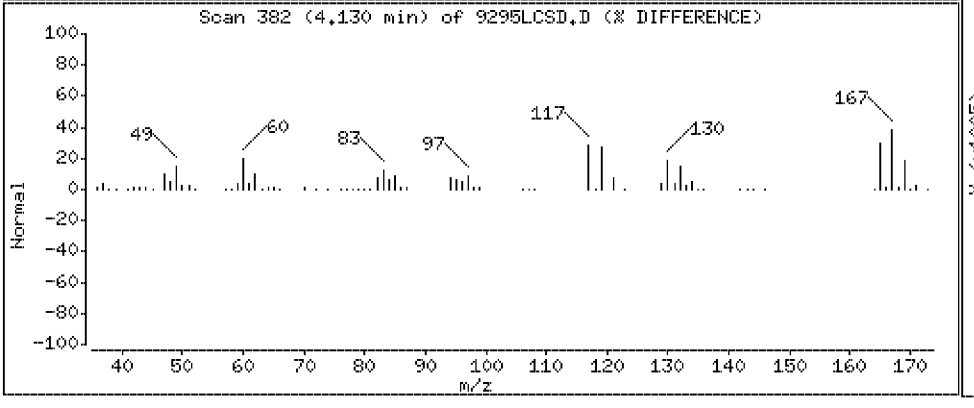

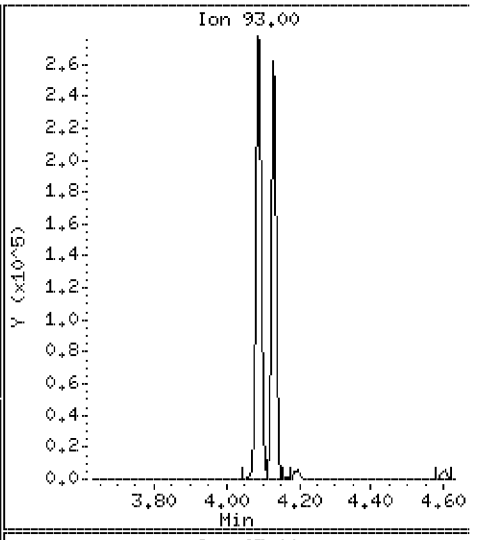

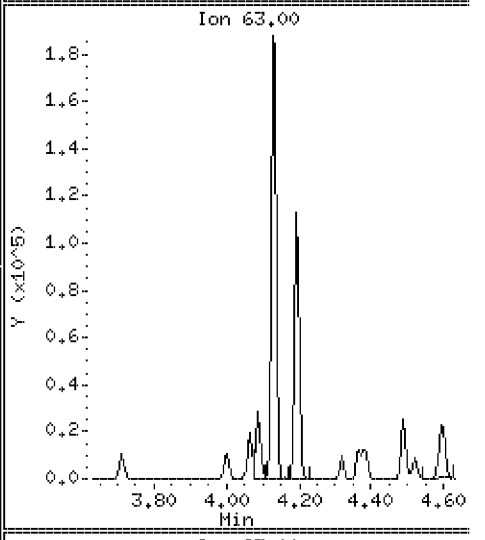

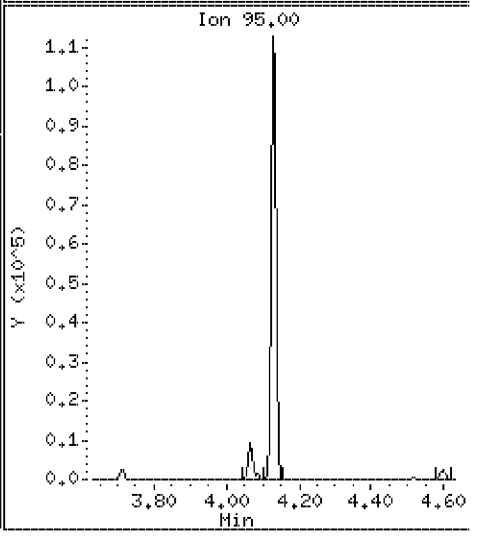

Data File: \\Svecd04\DD\chem\smsd03.i\S305031P.b\9295LCSD.D

Date : 03-MAY-2012 18:00

Client ID: 128811LCSD

Instrument: smsd03.i

Sample Info: SW128811LCSD

Purge Volume: 1000.0

Operator: PEL

Column phase: HPMS-5

Column diameter: 0.25

15 2-Chlorophenol

Concentration: 29.3 ug/l

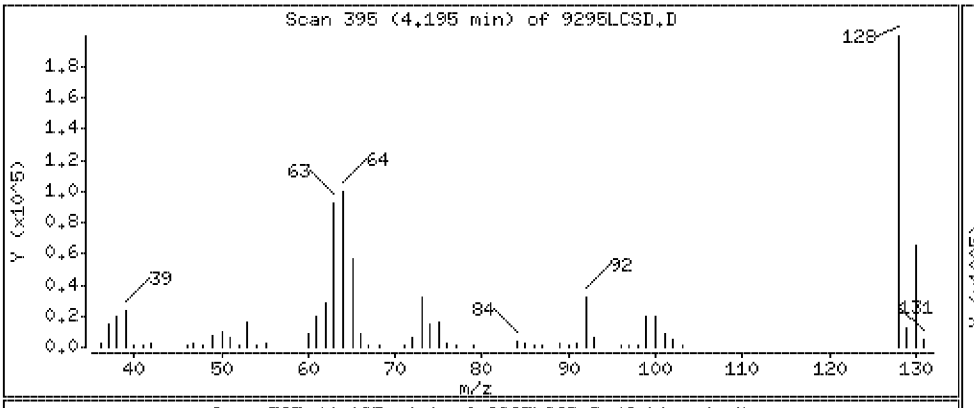

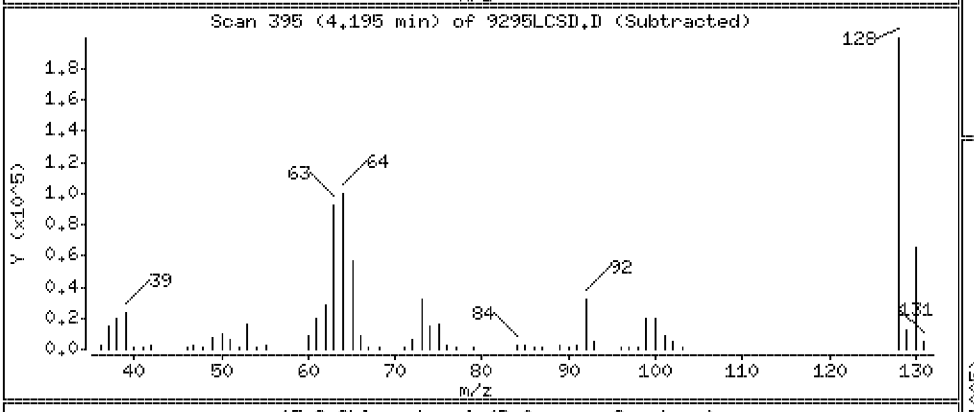

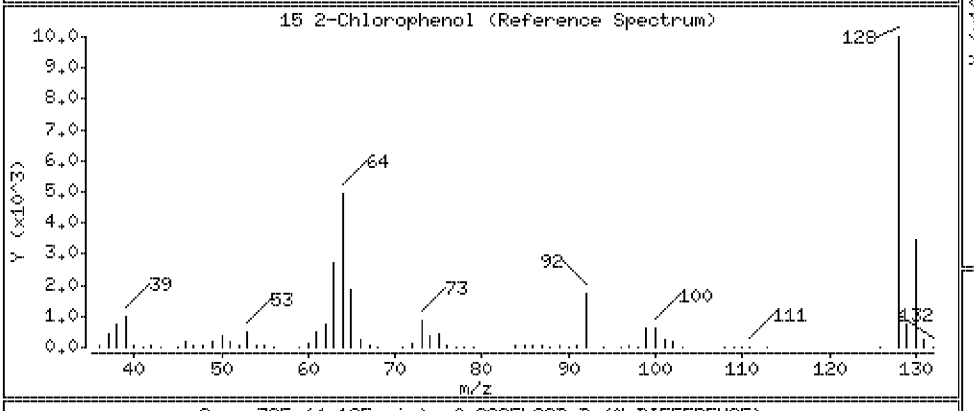

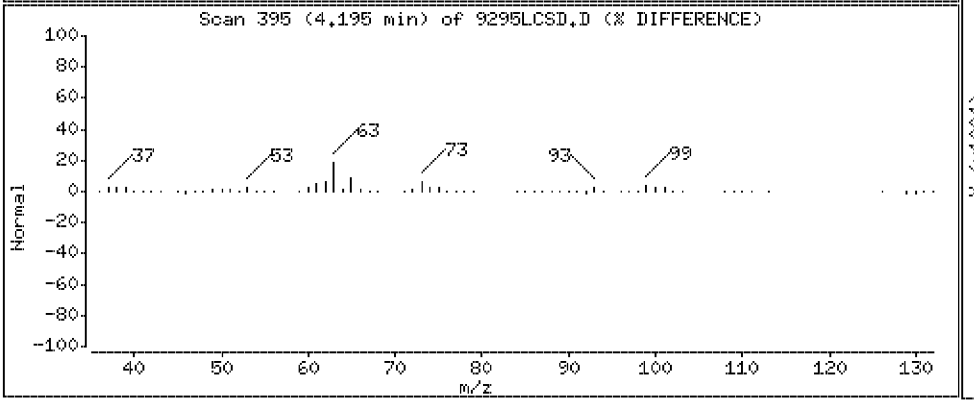

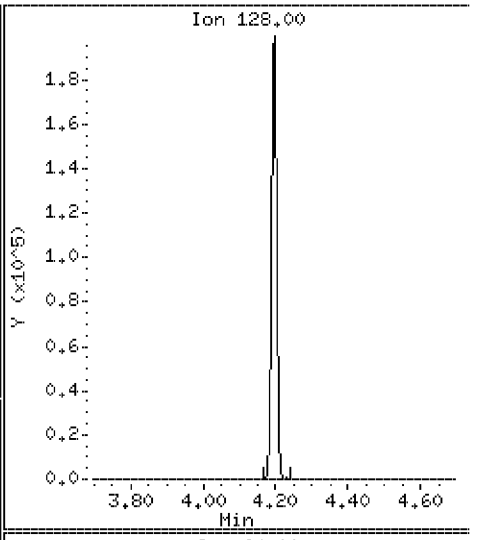

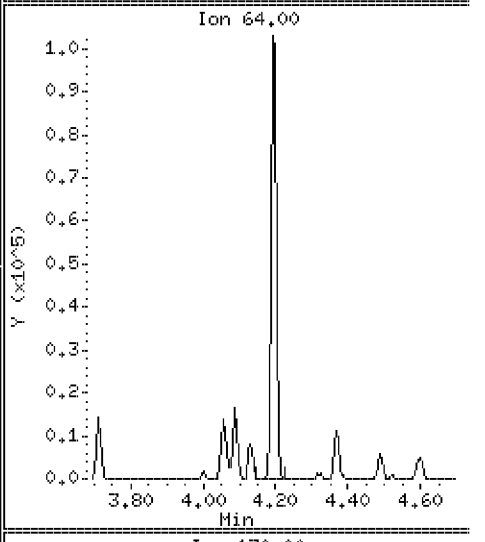

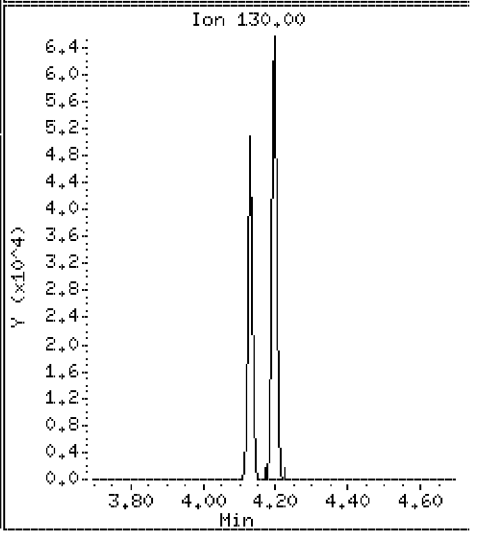

Data File: \\Svecd04\DD\chem\smsd03.i\S305031P.b\9295LCSD.D

Date : 03-MAY-2012 18:00

Client ID: 128811LCSD

Instrument: smsd03.i

Sample Info: SW128811LCSD

Purge Volume: 1000.0

Operator: PEL

Column phase: HPMS-5

Column diameter: 0.25

17 1,3-Dichlorobenzene

Concentration: 21.3 ug/l

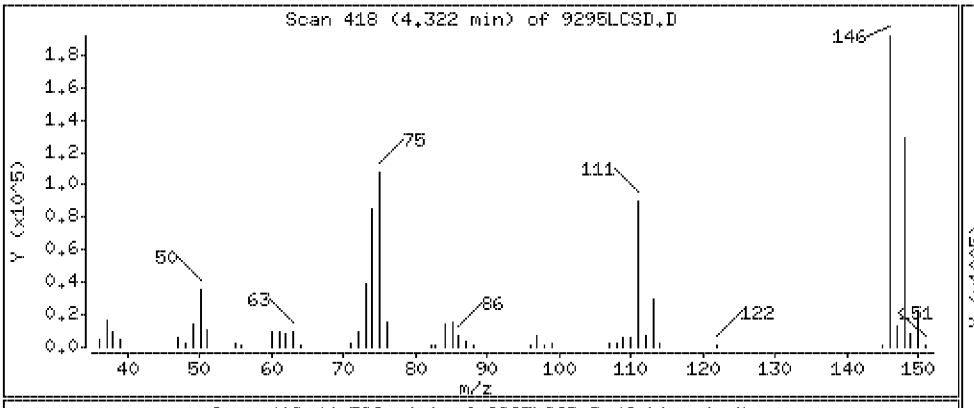

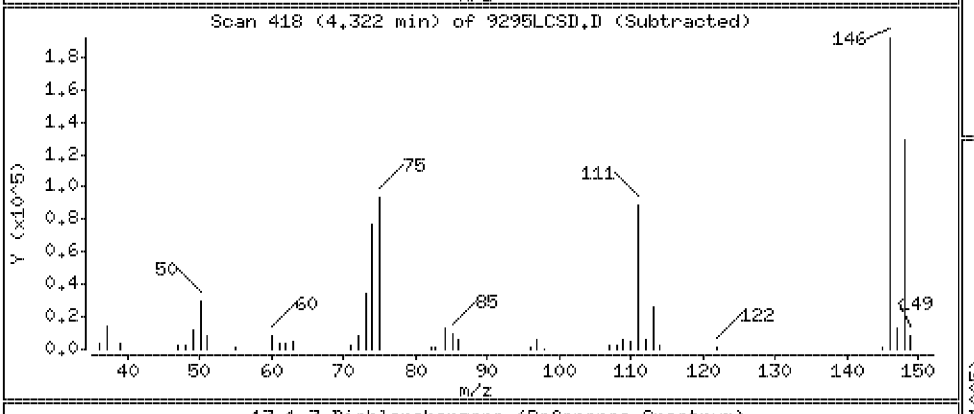

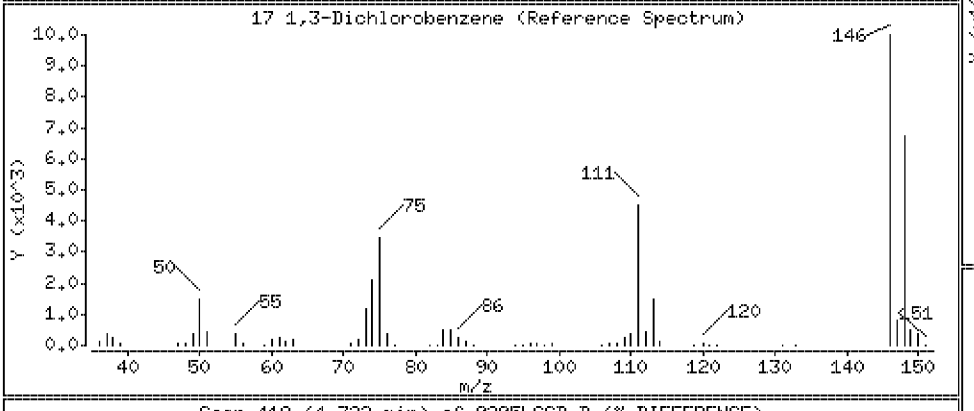

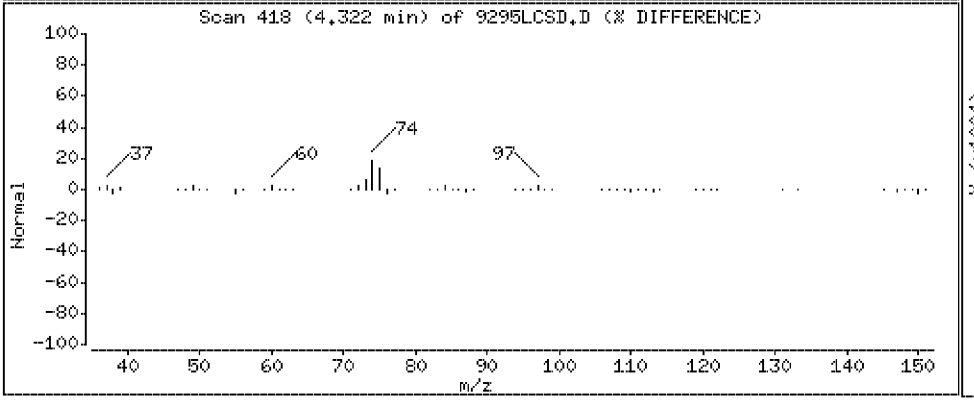

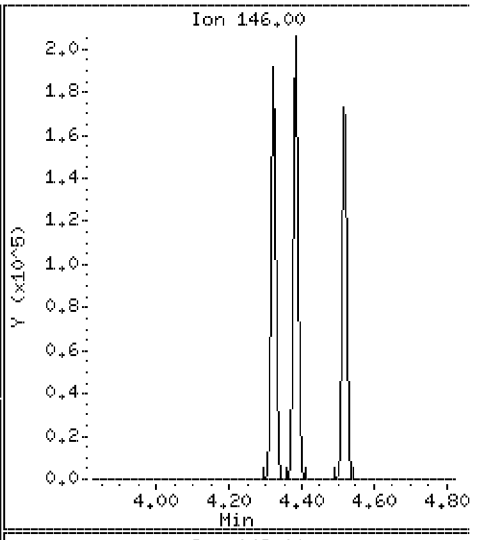

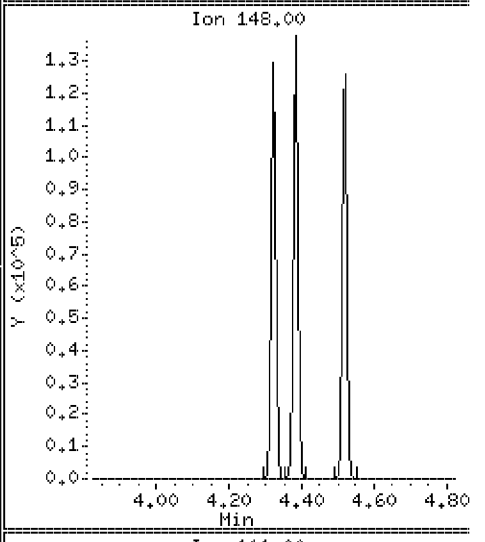

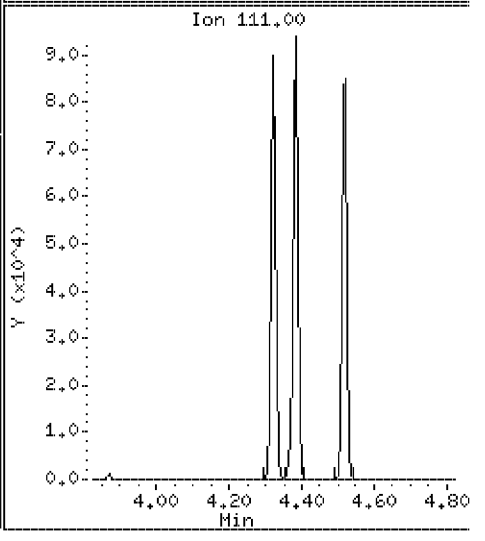

Data File: \\Svecd04\DD\chem\smsd03.i\S305031P.b\9295LCSD.D

Date : 03-MAY-2012 18:00

Client ID: 128811LCSD

Instrument: smsd03.i

Sample Info: SW128811LCSD

Purge Volume: 1000.0

Operator: PEL

Column phase: HPMS-5

Column diameter: 0.25

19 1,4-Dichlorobenzene

Concentration: 22.0 ug/l

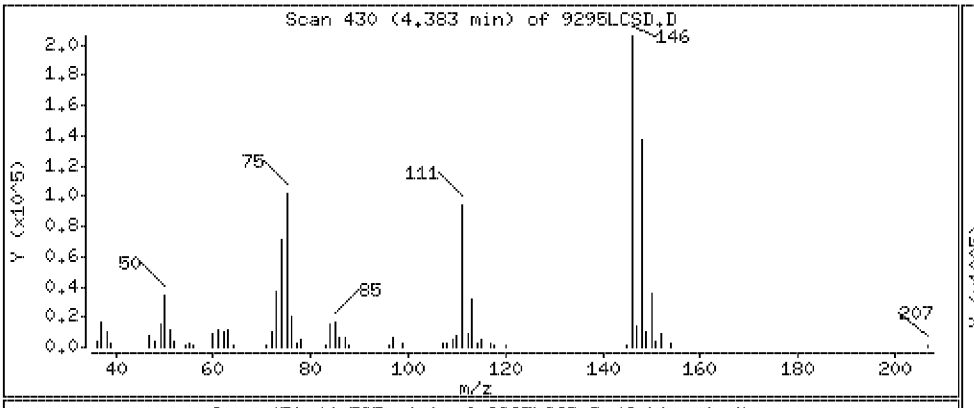

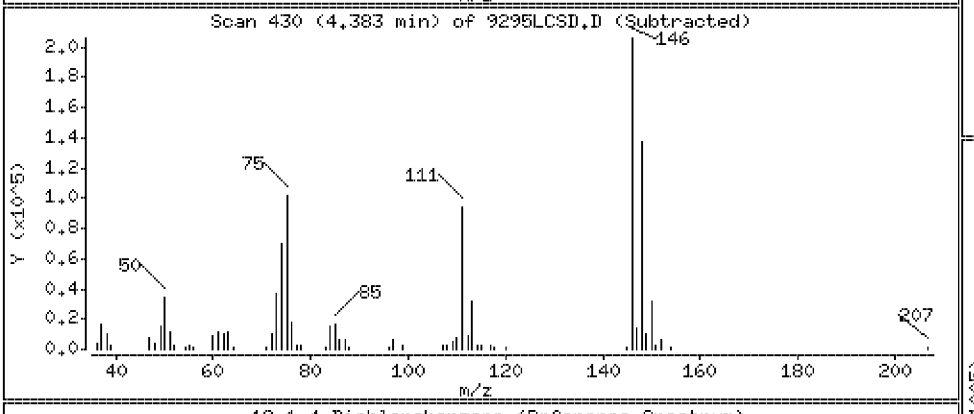

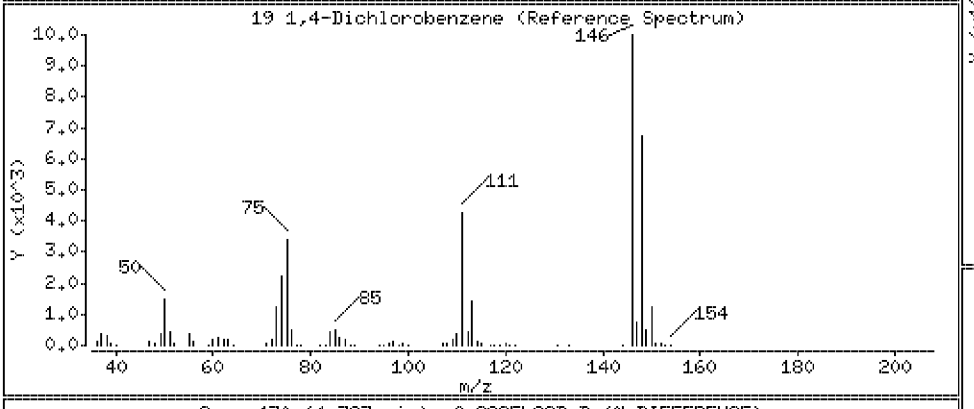

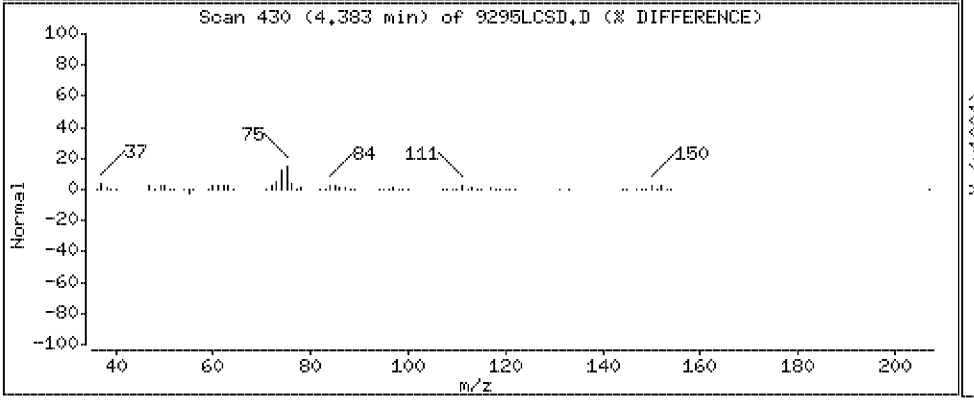

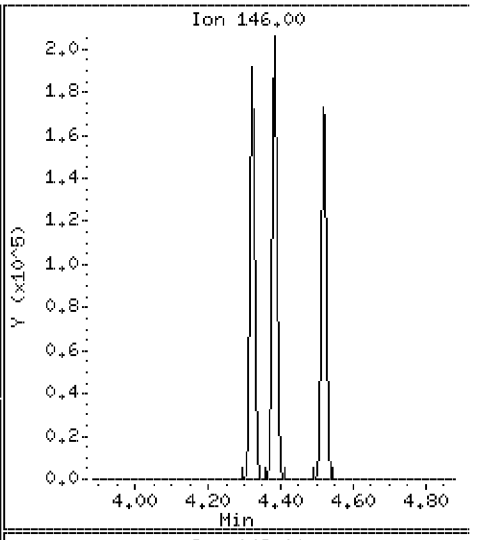

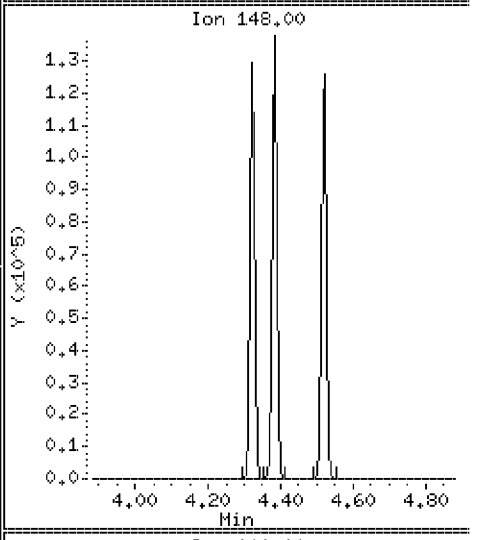

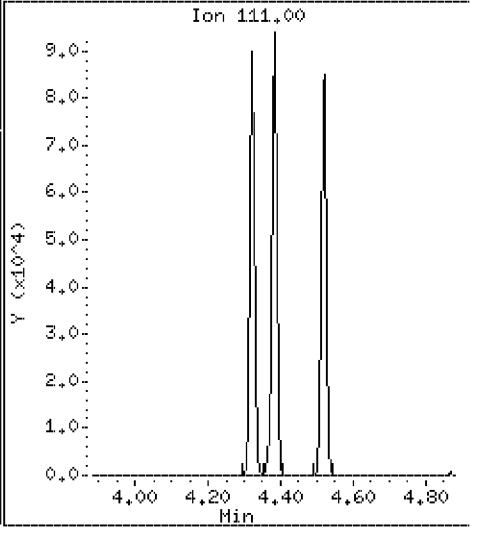

Data File: \\Svecd04\DD\chem\smsd03.i\S305031P.b\9295LCSD.D

Date : 03-MAY-2012 18:00

Client ID: 128811LCSD

Instrument: smsd03.i

Sample Info: SW128811LCSD

Purge Volume: 1000.0

Operator: PEL

Column phase: HPMS-5

Column diameter: 0.25

20 1,2-Dichlorobenzene

Concentration: 21.6 ug/l

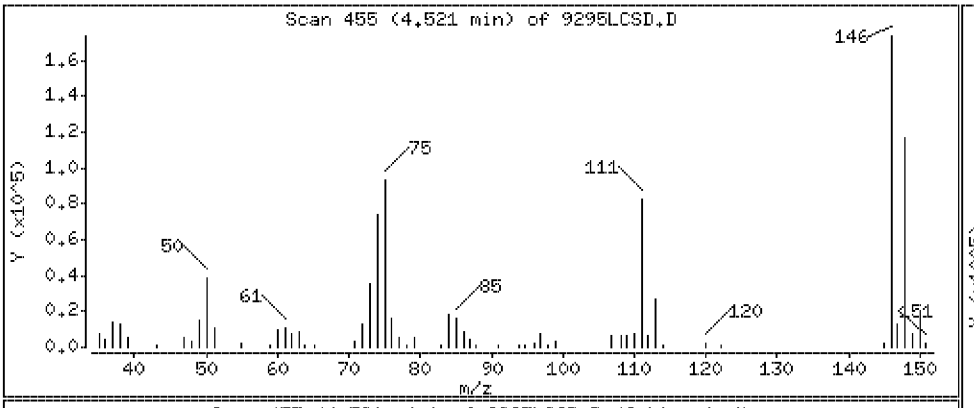

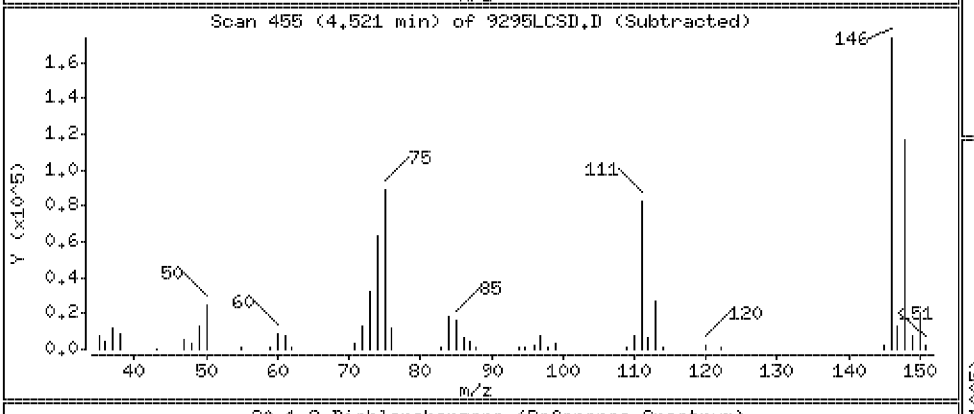

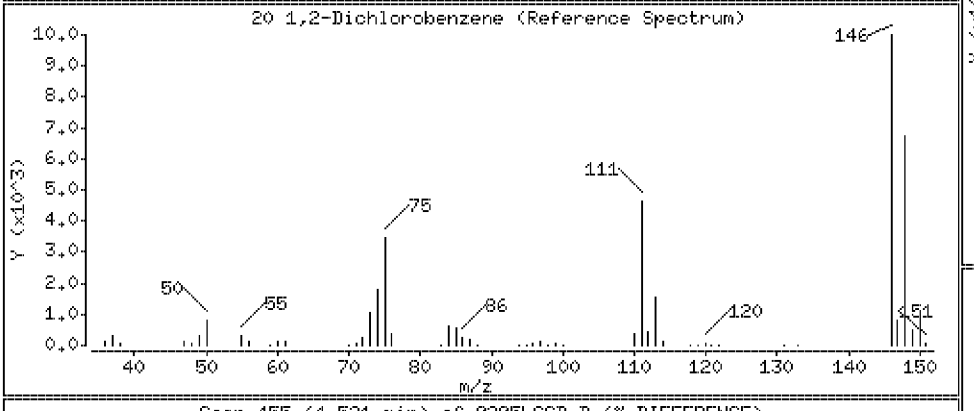

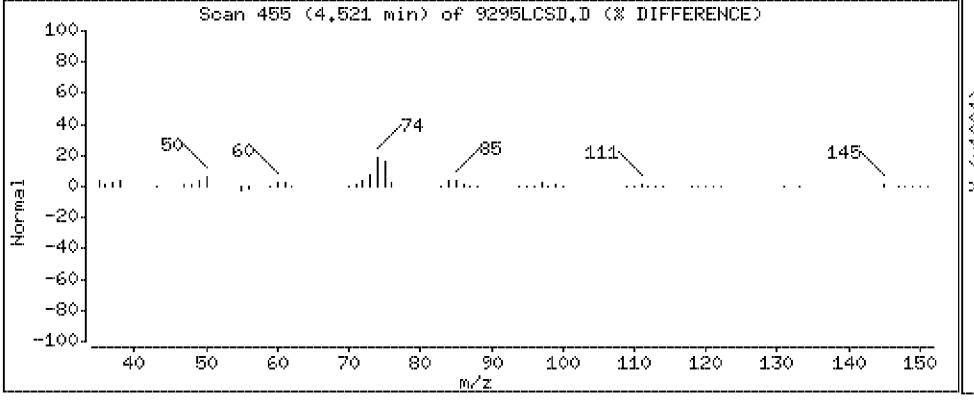

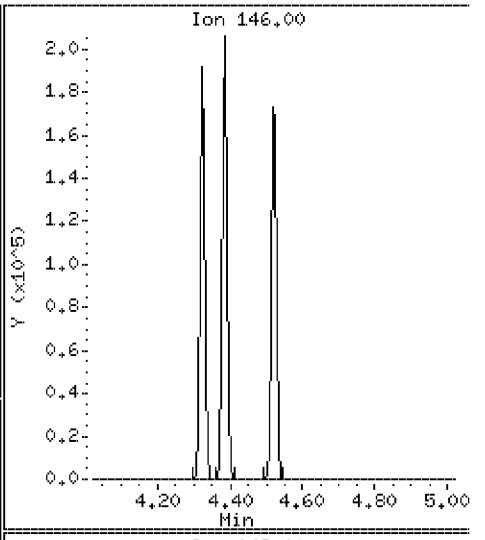

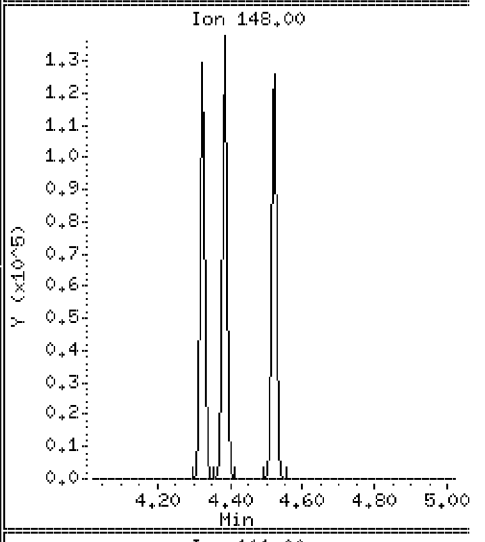

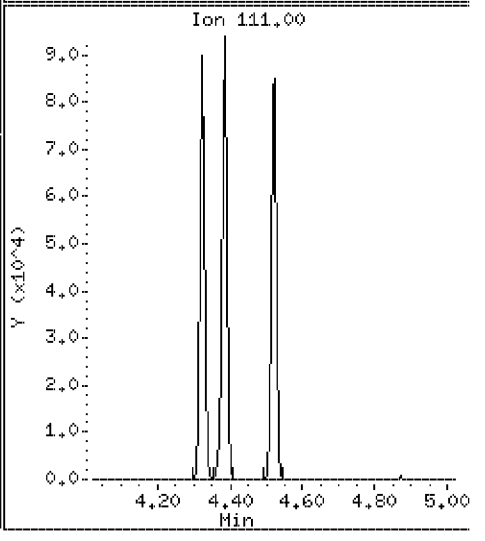

Data File: \\Svecd04\DD\chem\smsd03.i\S305031P.b\9295LCSD.D

Date : 03-MAY-2012 18:00

Client ID: 128811LCSD

Instrument: smsd03.i

Sample Info: SW128811LCSD

Purge Volume: 1000.0

Operator: PEL

Column phase: HPMS-5

Column diameter: 0.25

21 Benzyl alcohol

Concentration: 26.2 ug/l

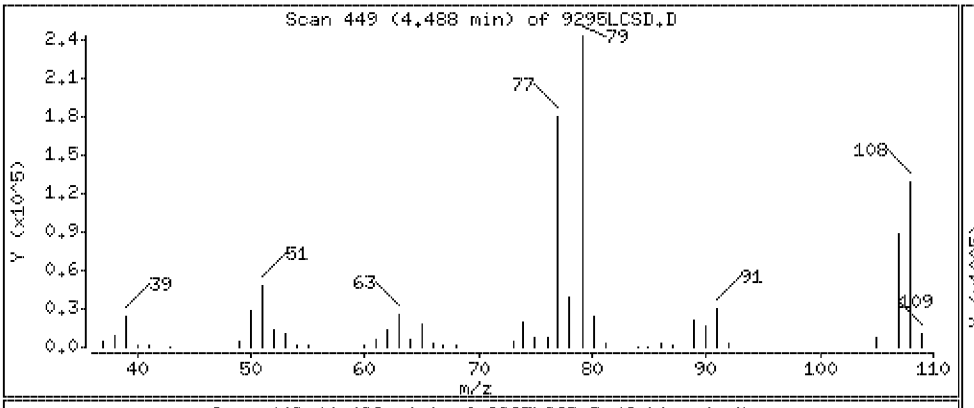

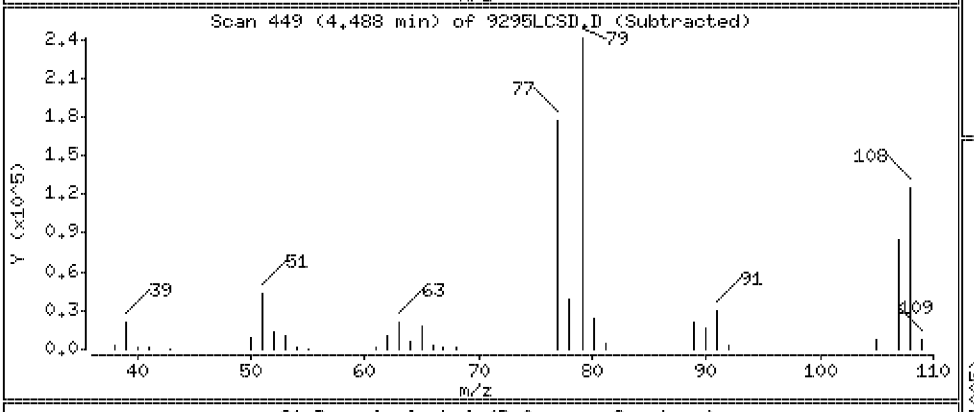

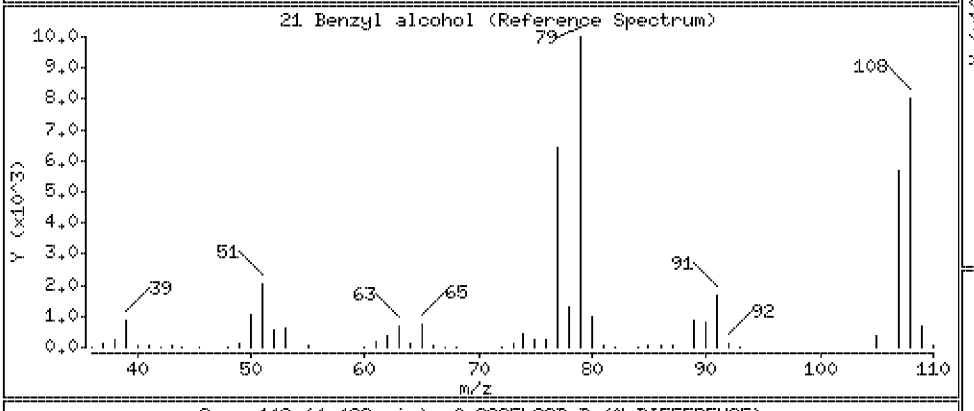

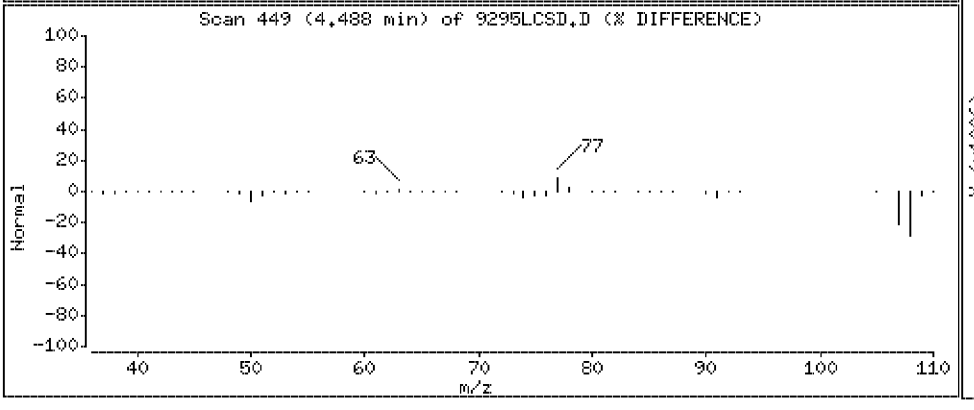

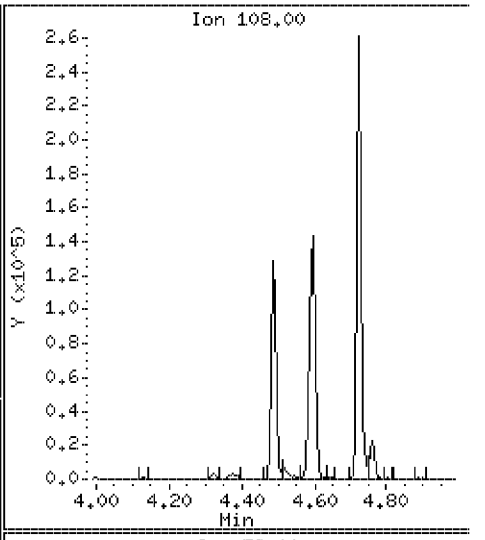

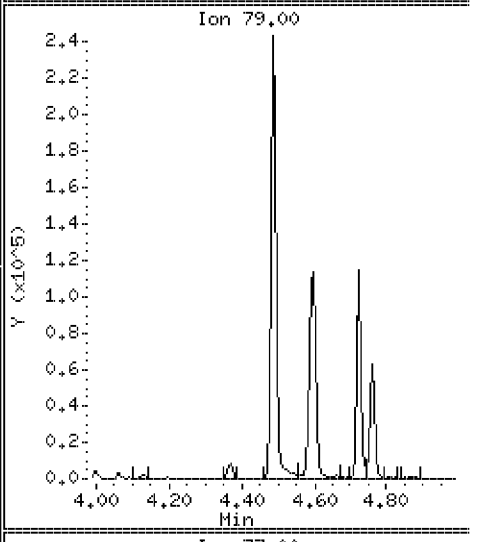

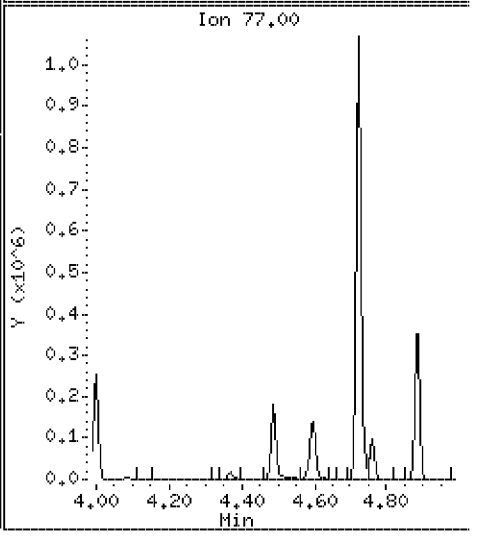

Data File: \\Svecd04\DD\chem\smsd03.i\S305031P.b\9295LCSD.D

Date : 03-MAY-2012 18:00

Client ID: 128811LCSD

Instrument: smsd03.i

Sample Info: SW128811LCSD

Purge Volume: 1000.0

Operator: PEL

Column phase: HPMS-5

Column diameter: 0.25

22 2-Methylphenol

Concentration: 24.9 ug/l

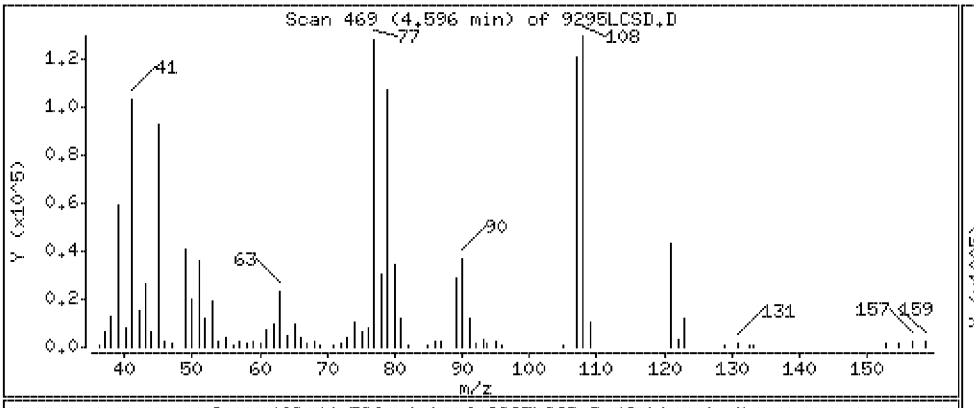

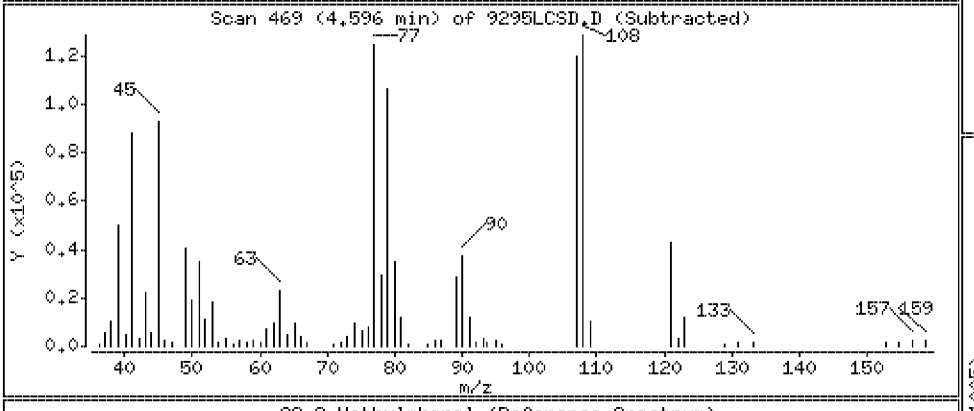

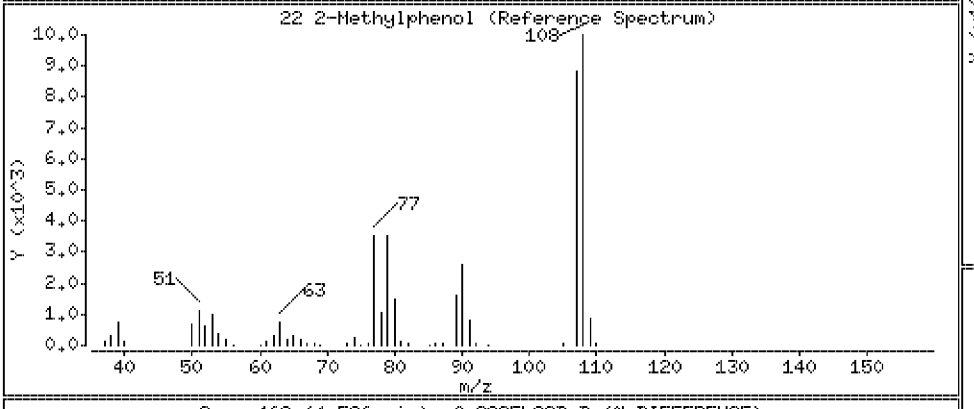

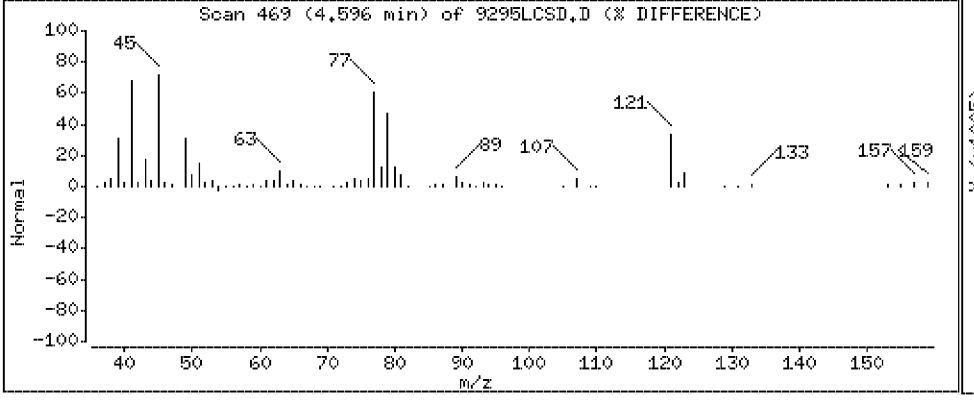

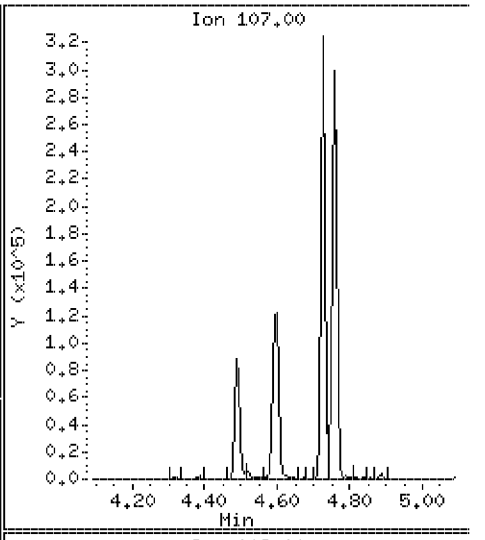

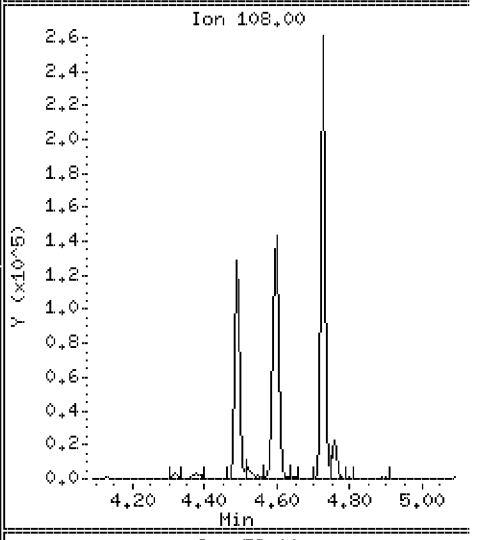

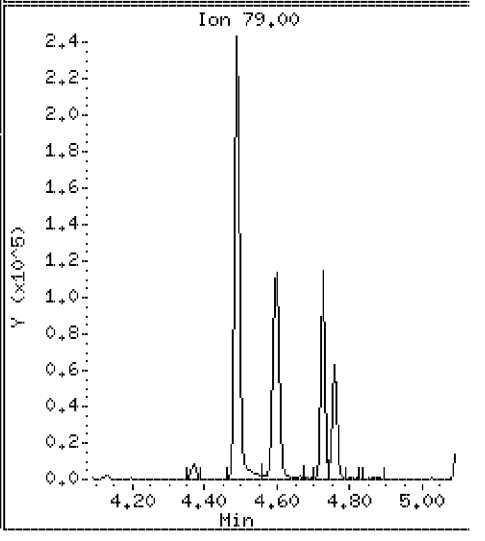

Data File: \\Svecd04\DD\chem\smsd03.i\S305031P.b\9295LCSD.D

Date : 03-MAY-2012 18:00

Client ID: 128811LCSD

Instrument: smsd03.i

Sample Info: SW128811LCSD

Purge Volume: 1000.0

Operator: PEL

Column phase: HPMS-5

Column diameter: 0.25

23 2,2'-oxybis(1-chloropropane)

Concentration: 31.3 ug/l

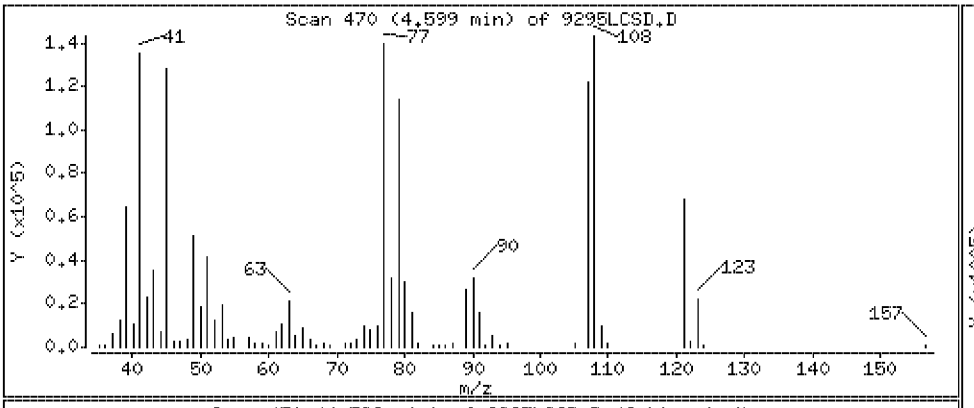

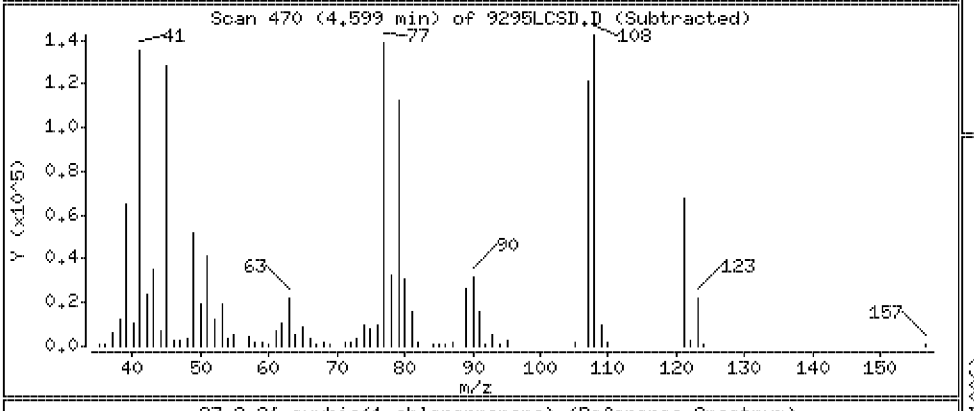

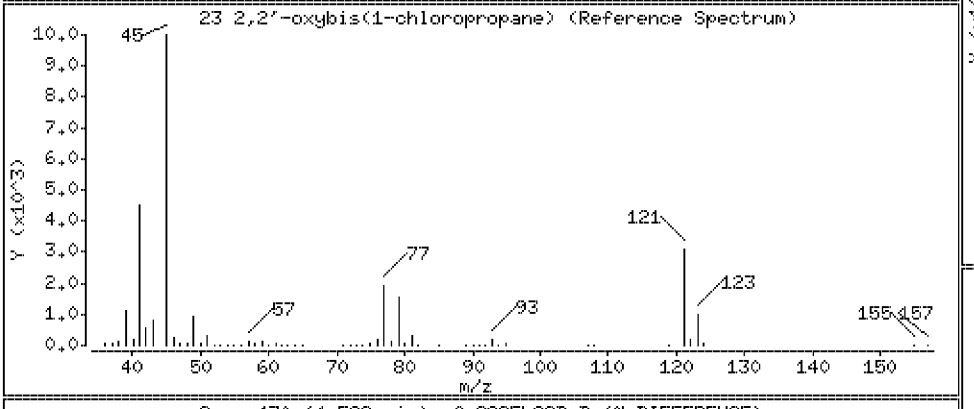

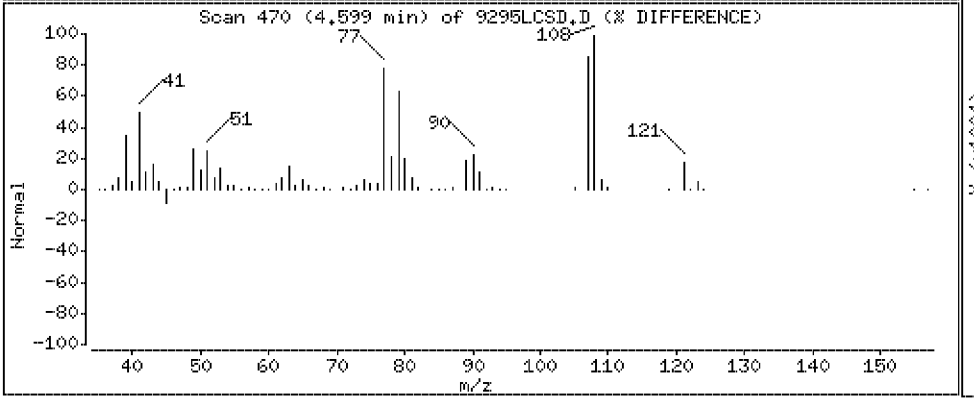

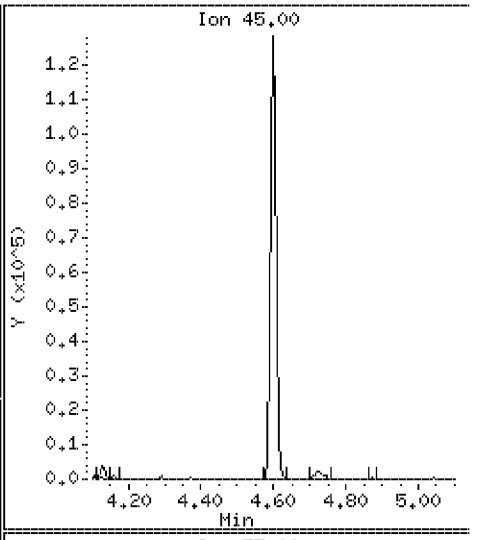

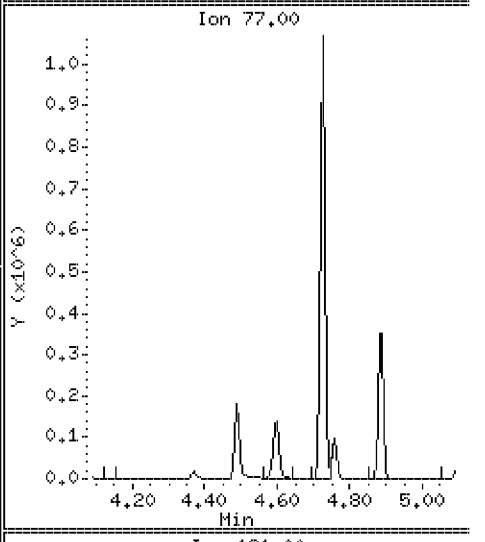

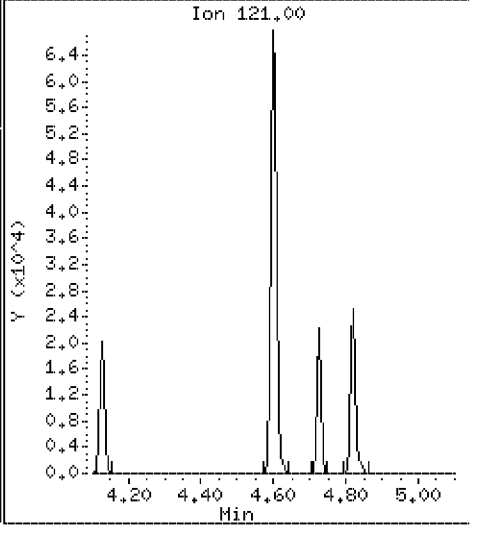

Data File: \\Svecd04\DD\chem\smsd03.i\S305031P.b\9295LCSD.D

Date : 03-MAY-2012 18:00

Client ID: 128811LCSD

Instrument: smsd03.i

Sample Info: SW128811LCSD

Purge Volume: 1000.0

Operator: PEL

Column phase: HPMS-5

Column diameter: 0.25

24 N-Nitrosopyrrolidine

Concentration: 33.0 ug/l

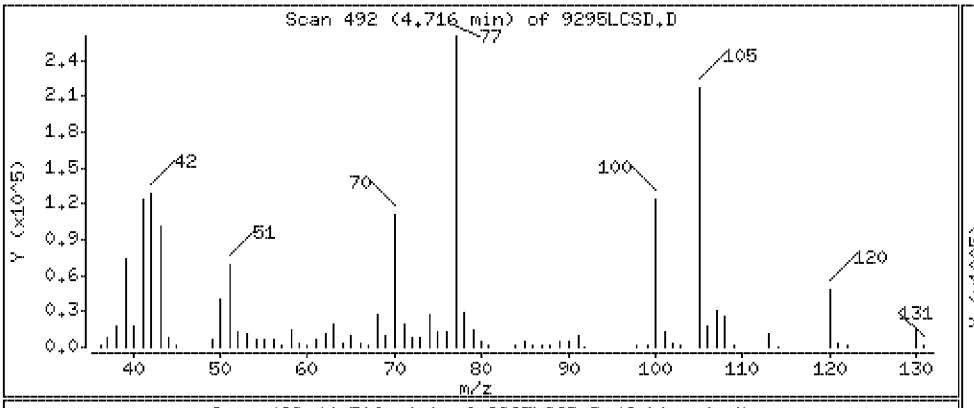

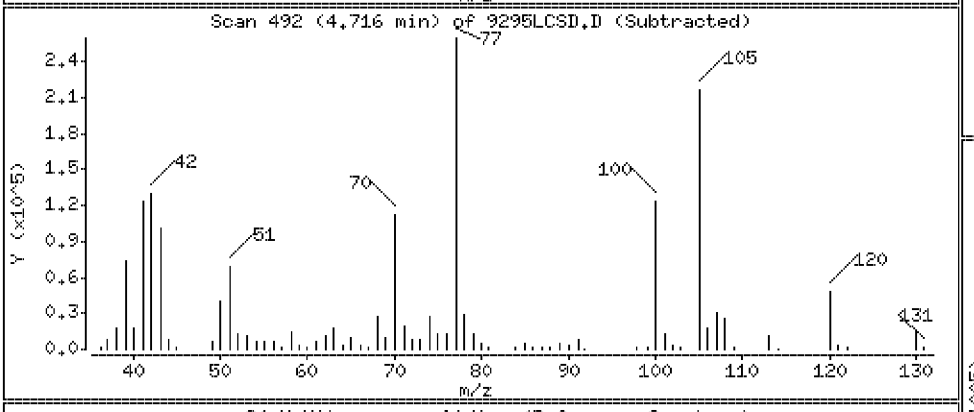

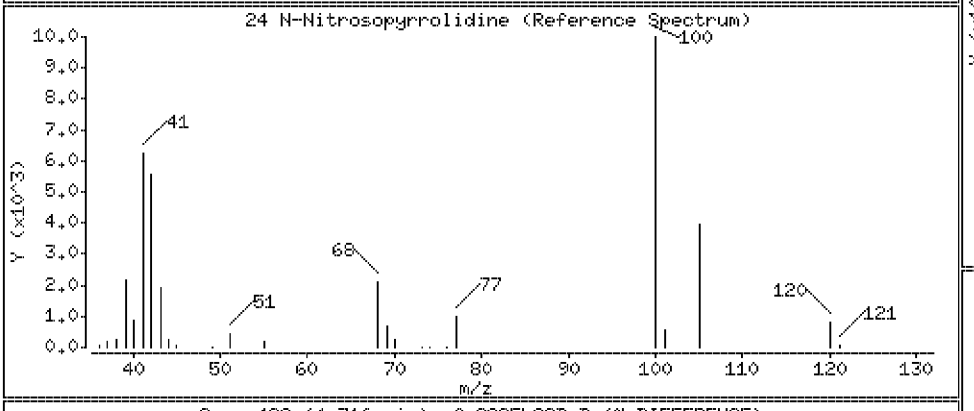

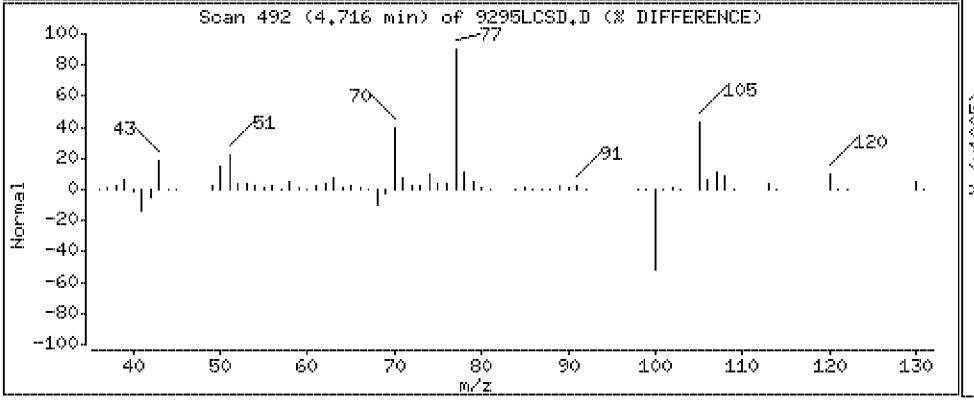

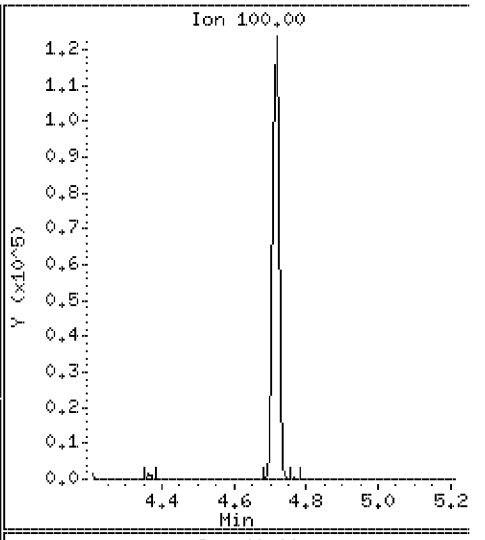

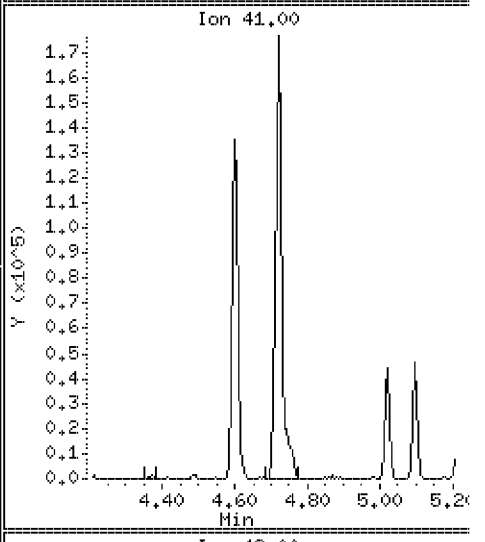

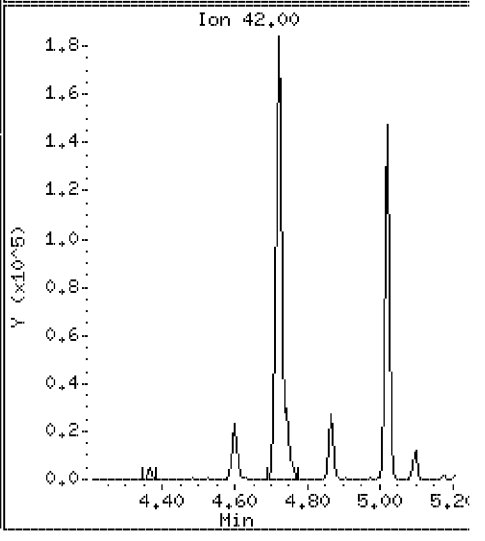

Data File: \\Svecd04\DD\chem\smsd03.i\S305031P.b\9295LCSD.D

Date : 03-MAY-2012 18:00

Client ID: 128811LCSD

Instrument: smsd03.i

Sample Info: SW128811LCSD

Purge Volume: 1000.0

Operator: PEL

Column phase: HPMS-5

Column diameter: 0.25

25 Acetophenone

Concentration: 73.4 ug/l

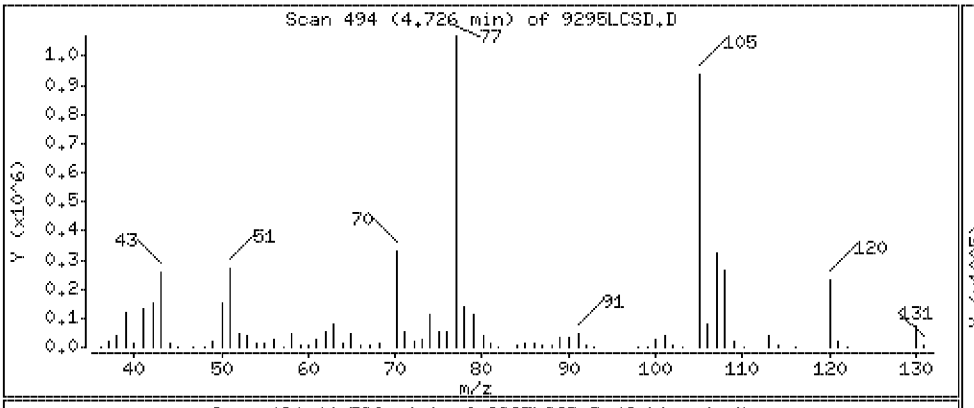

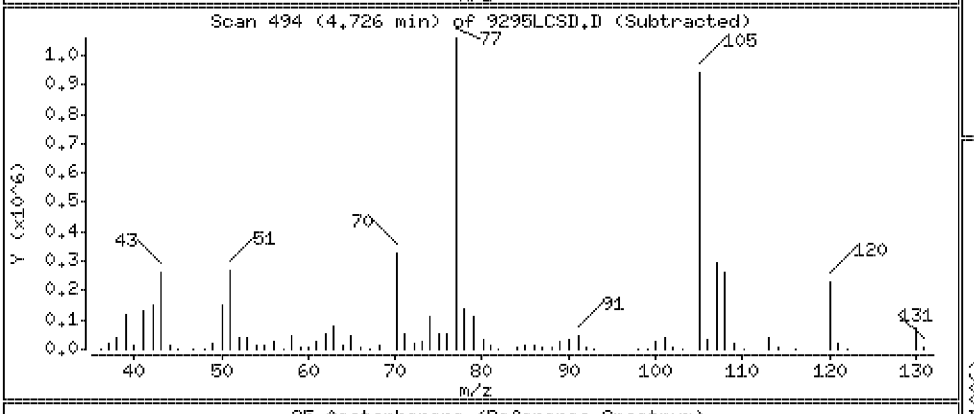

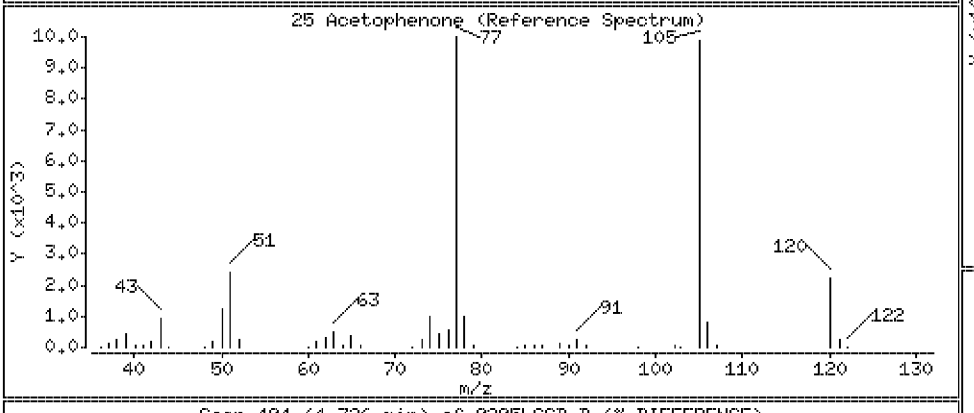

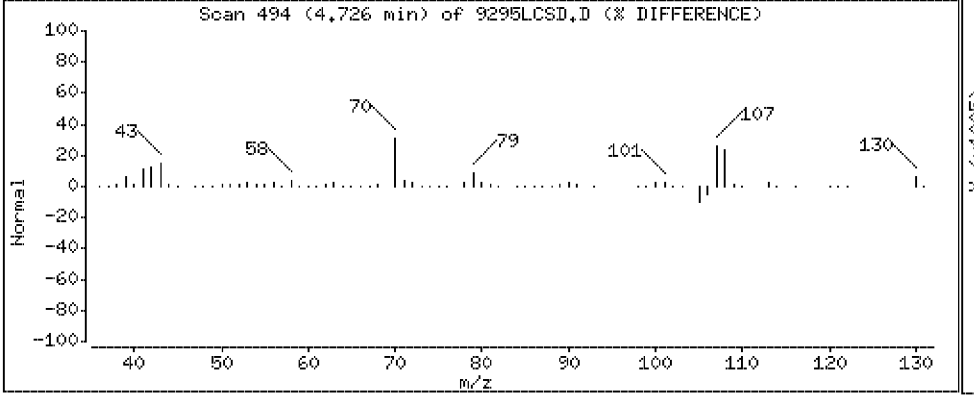

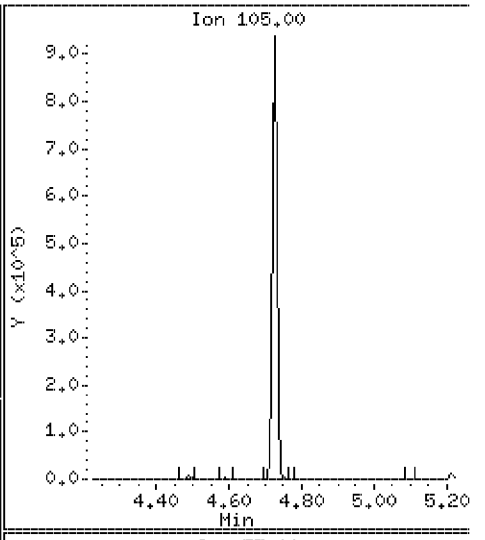

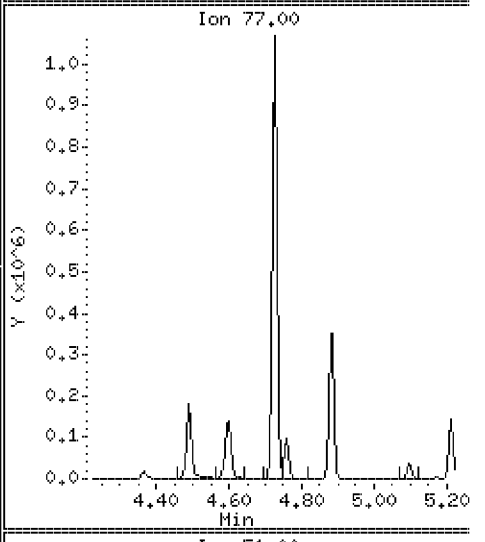

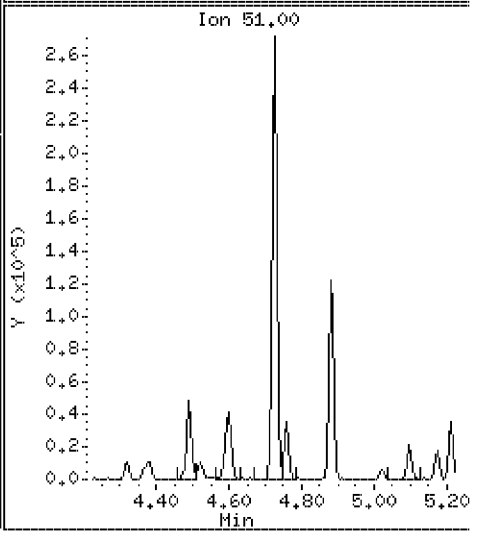

Data File: \\Svecd04\DD\chem\smsd03.i\S305031P.b\9295LCSD.D

Date : 03-MAY-2012 18:00

Client ID: 128811LCSD

Instrument: smsd03.i

Sample Info: SW128811LCSD

Purge Volume: 1000.0

Operator: PEL

Column phase: HPMS-5

Column diameter: 0.25

26 N-Nitrosodinpropylamine

Concentration: 43.4 ug/l

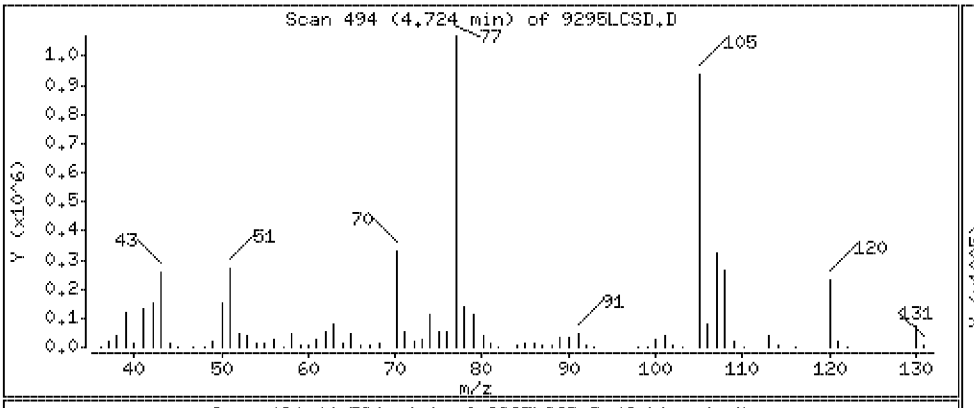

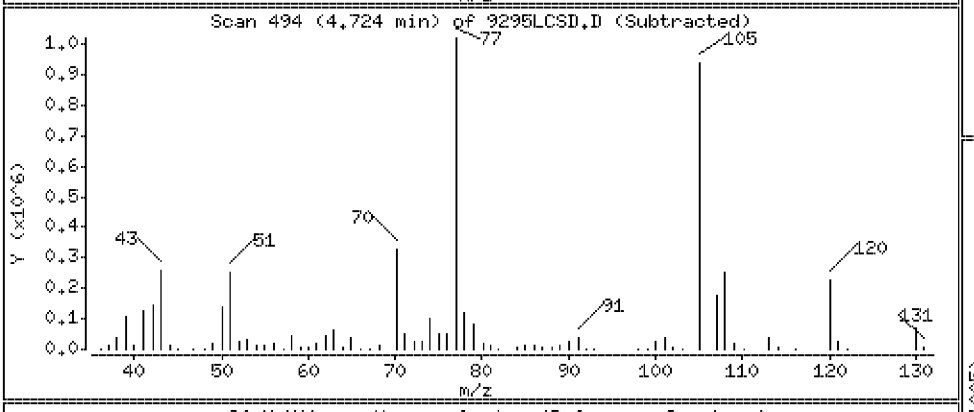

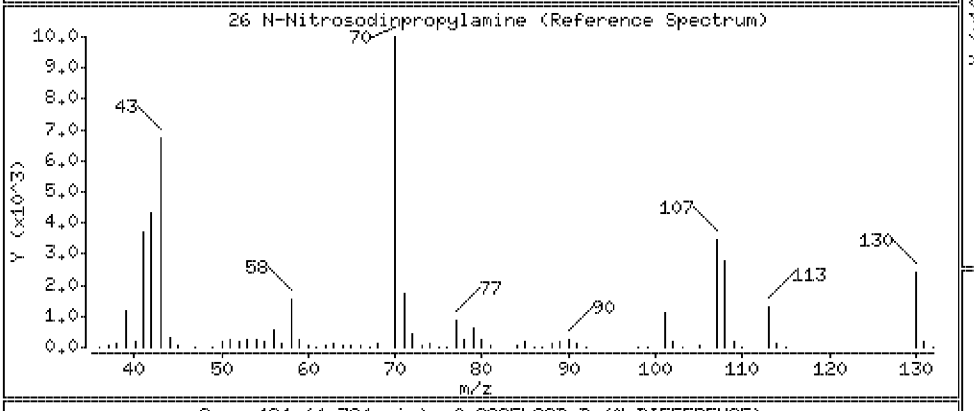

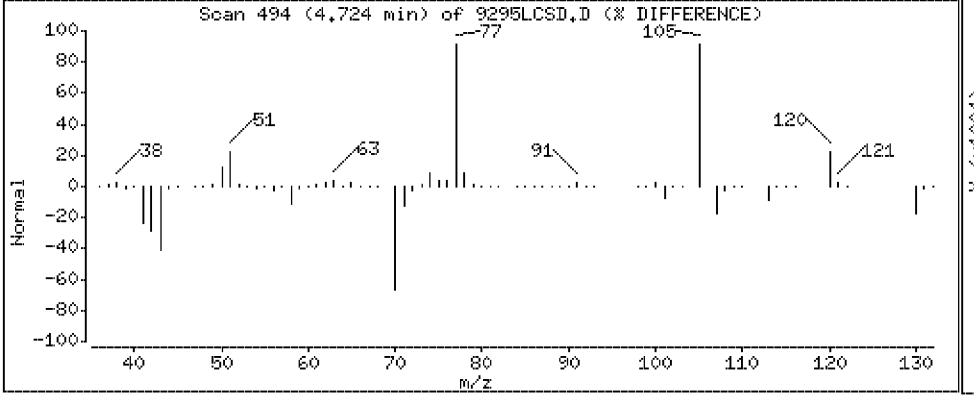

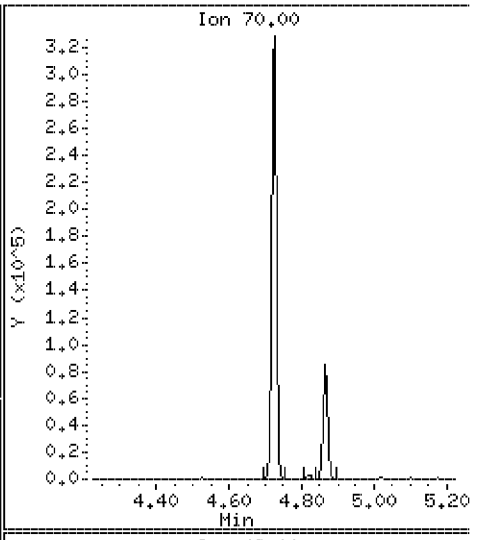

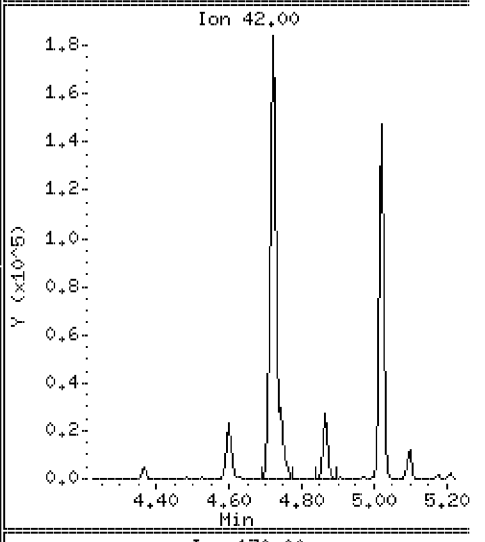

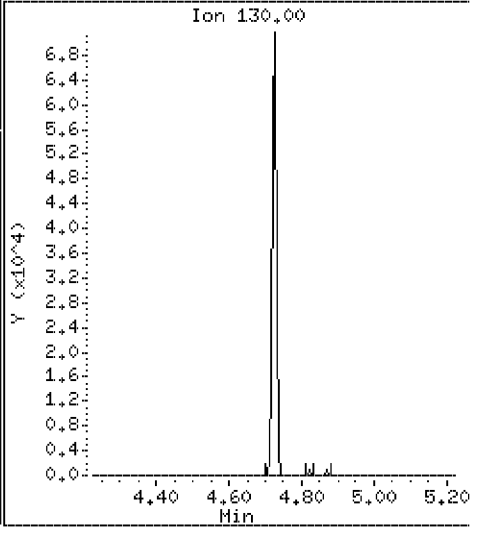

Data File: \\Svecd04\DD\chem\smsd03.i\S305031P.b\9295LCSD.D

Date : 03-MAY-2012 18:00

Client ID: 128811LCSD

Instrument: smsd03.i

Sample Info: SW128811LCSD

Purge Volume: 1000.0

Operator: PEL

Column phase: HPMS-5

Column diameter: 0.25

27 N-Nitrosomorpholine

Concentration: 34.5 ug/l

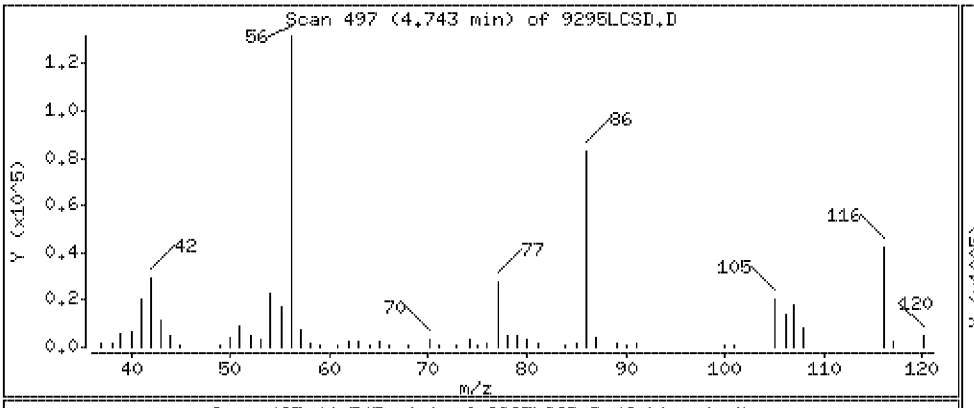

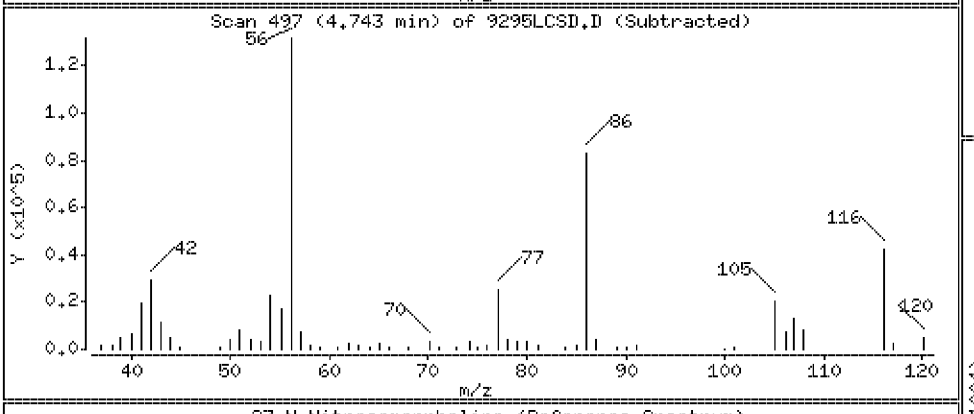

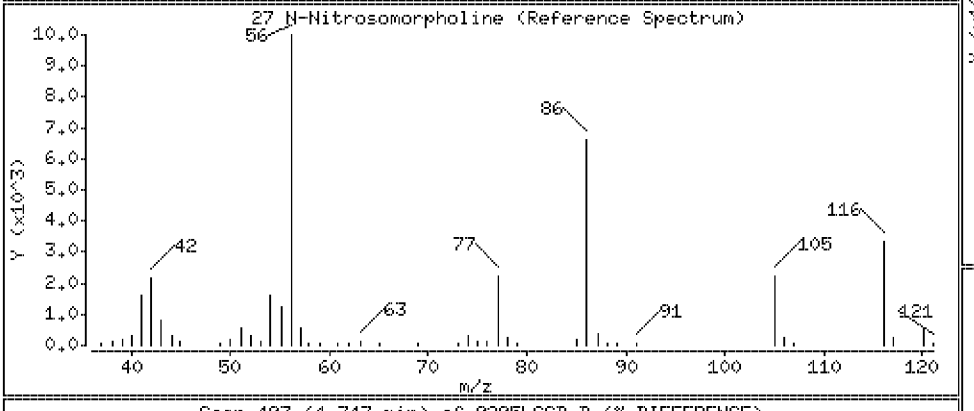

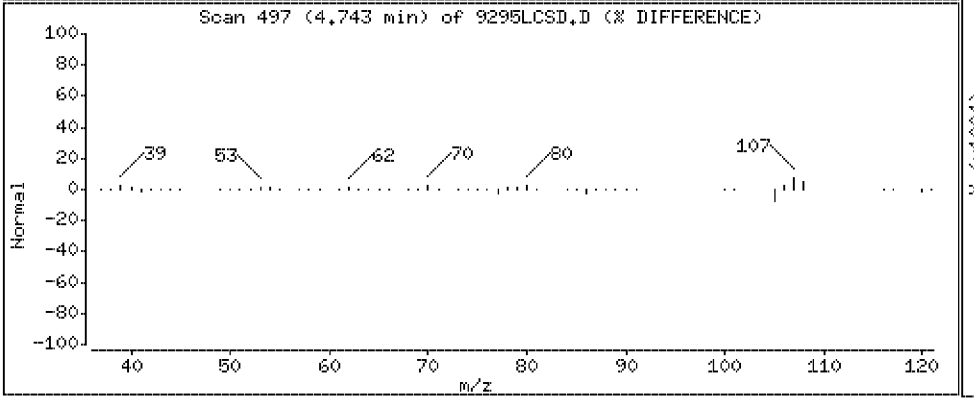

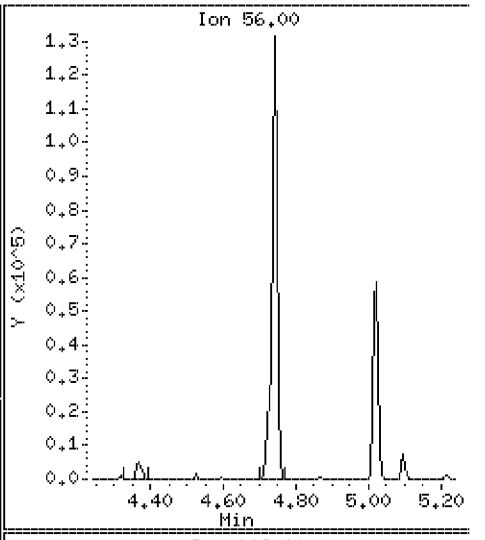

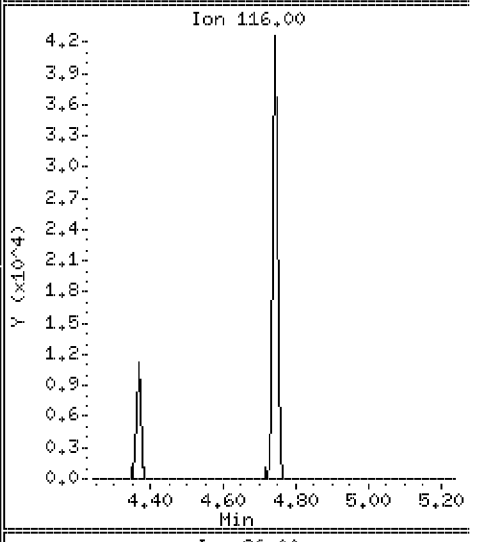

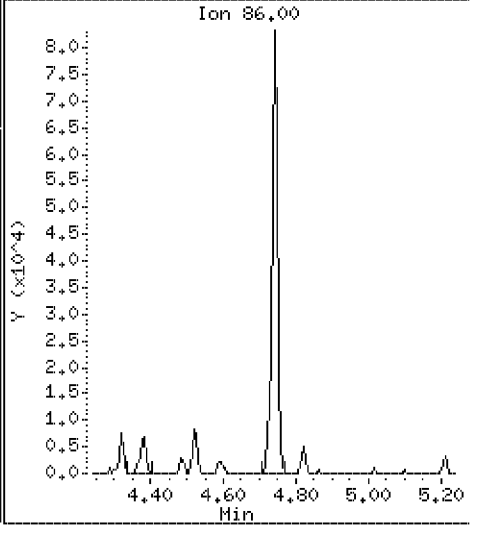

Data File: \\Svecd04\DD\chem\smsd03.i\S305031P.b\9295LCSD.D

Date : 03-MAY-2012 18:00

Client ID: 128811LCSD

Instrument: smsd03.i

Sample Info: SW128811LCSD

Purge Volume: 1000.0

Operator: PEL

Column phase: HPMS-5

Column diameter: 0.25

28 4-Methylphenol

Concentration: 28.5 ug/l

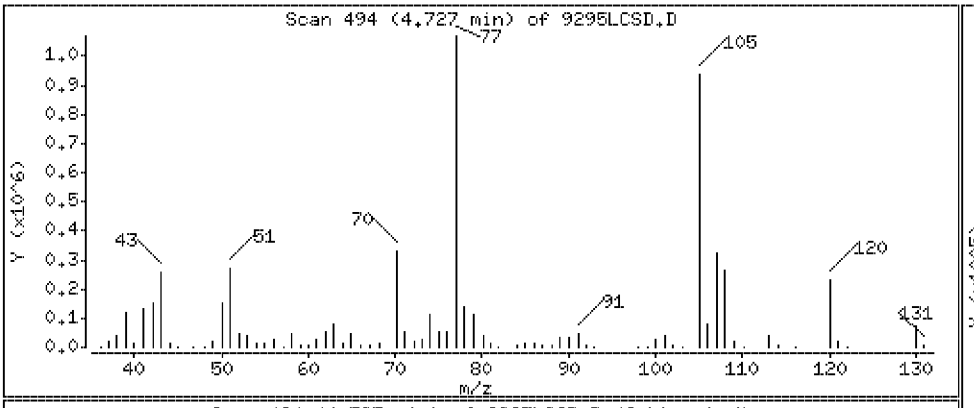

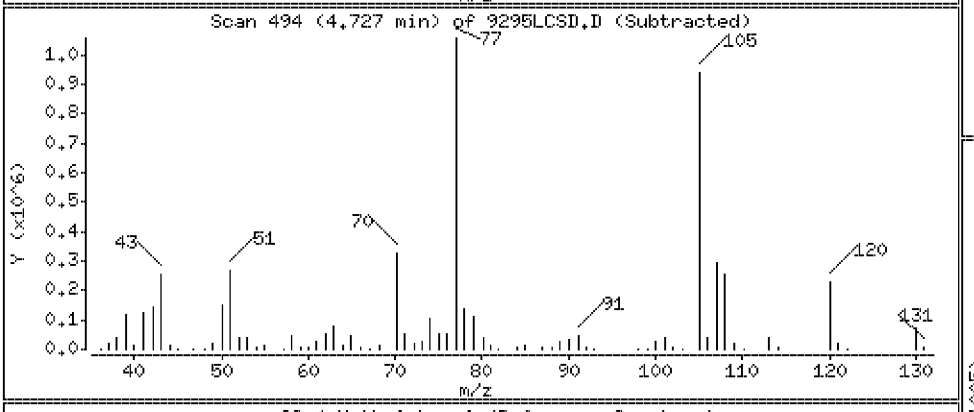

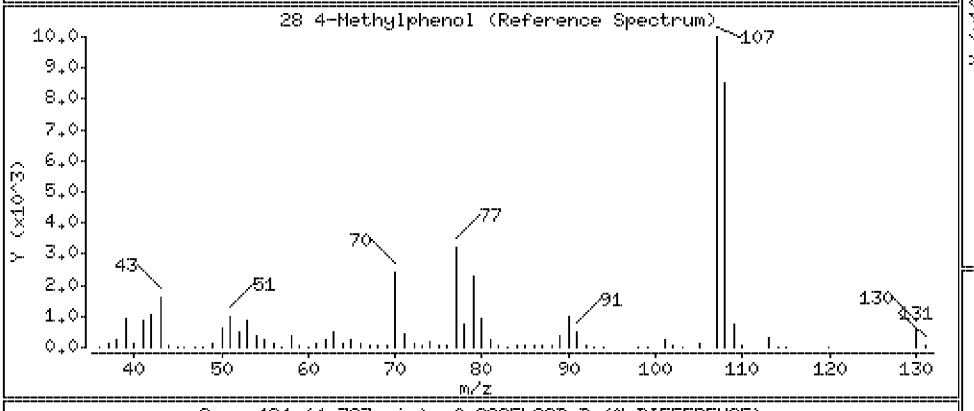

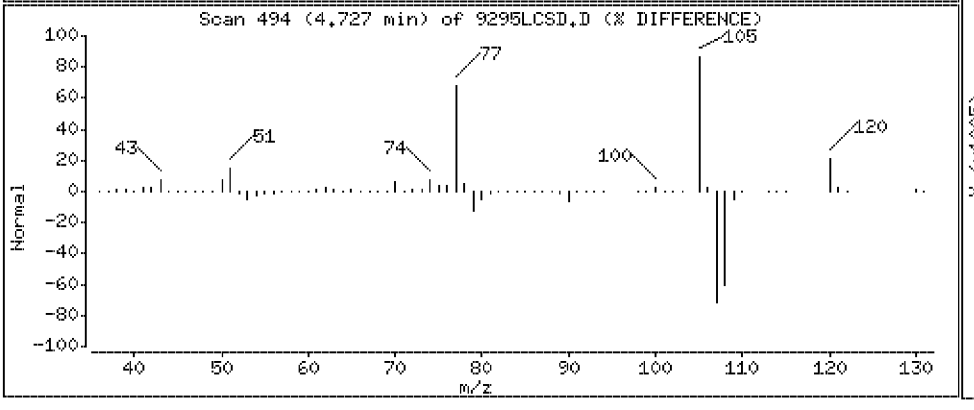

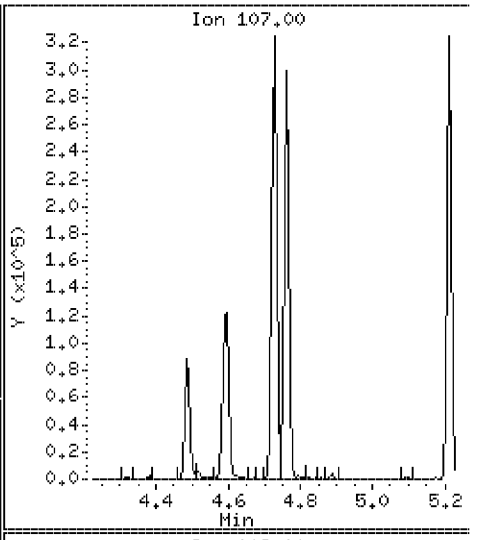

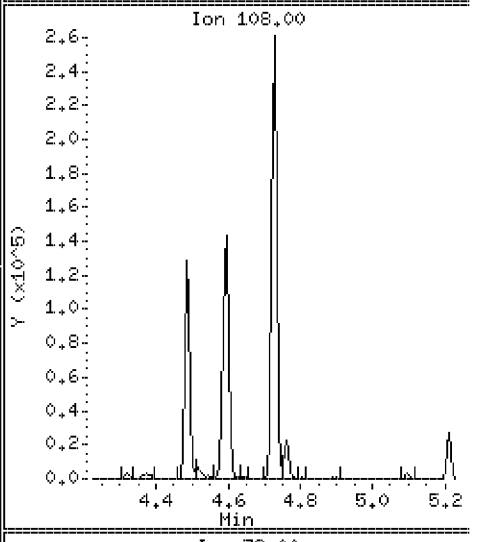

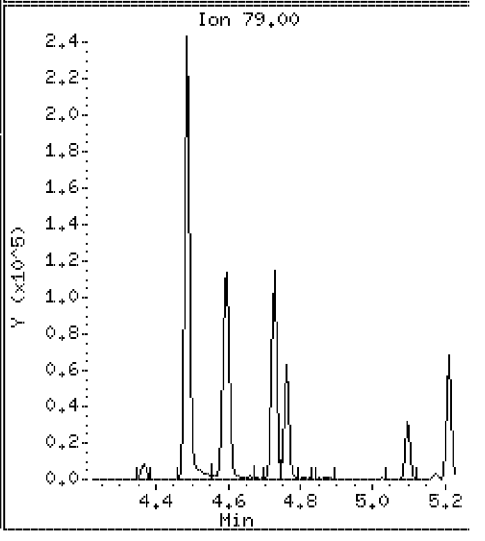

Data File: \\Svecd04\DD\chem\smsd03.i\S305031P.b\9295LCSD.D

Date : 03-MAY-2012 18:00

Client ID: 128811LCSD

Instrument: smsd03.i

Sample Info: SW128811LCSD

Purge Volume: 1000.0

Operator: PEL

Column phase: HPMS-5

Column diameter: 0.25

29 o-Toluidine

Concentration: 29.6 ug/l

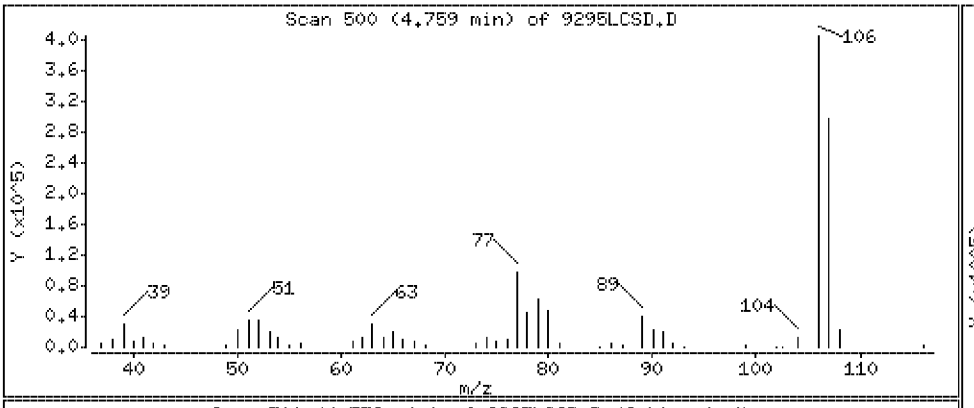

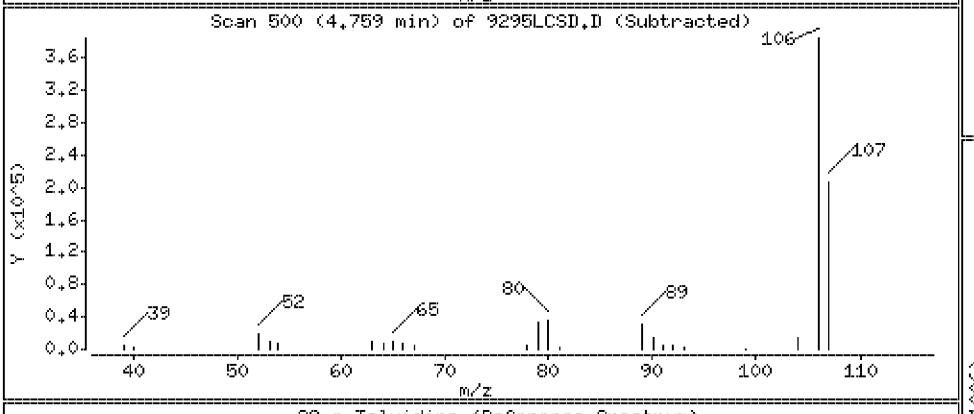

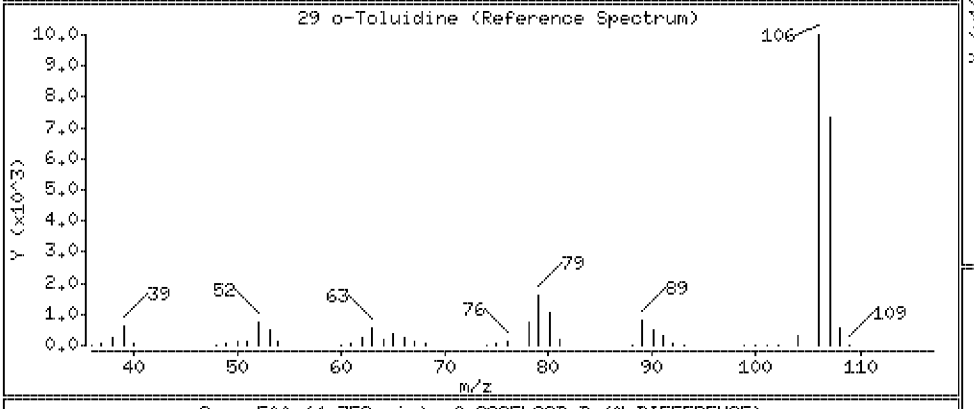

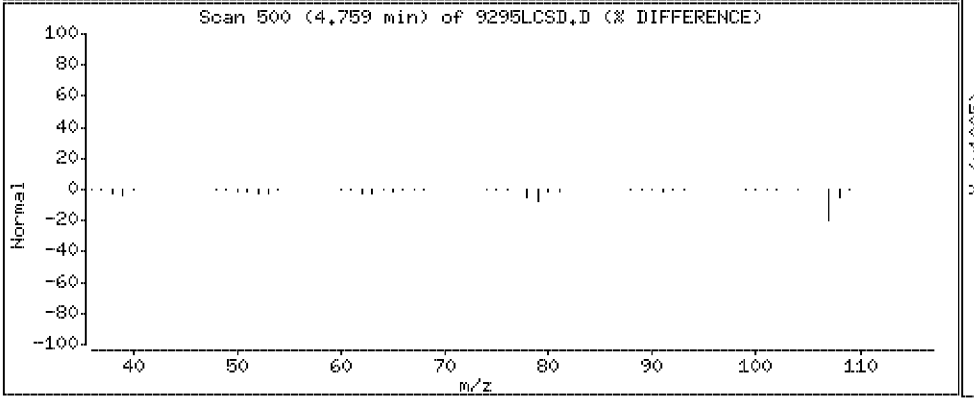

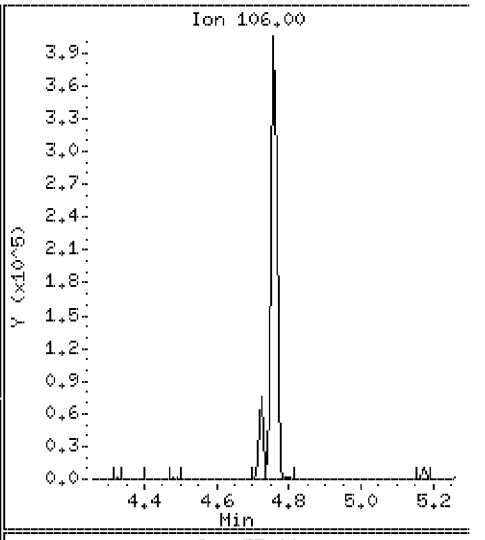

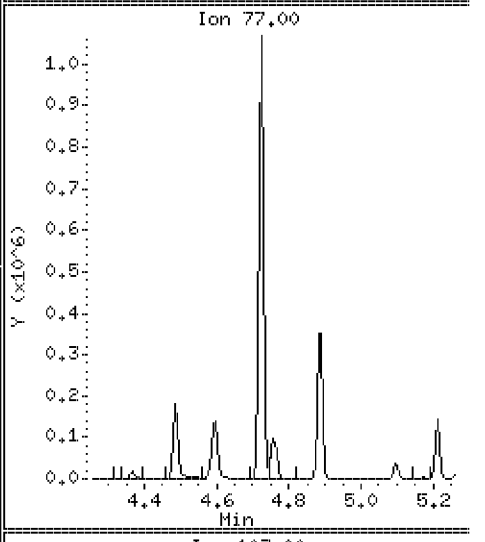

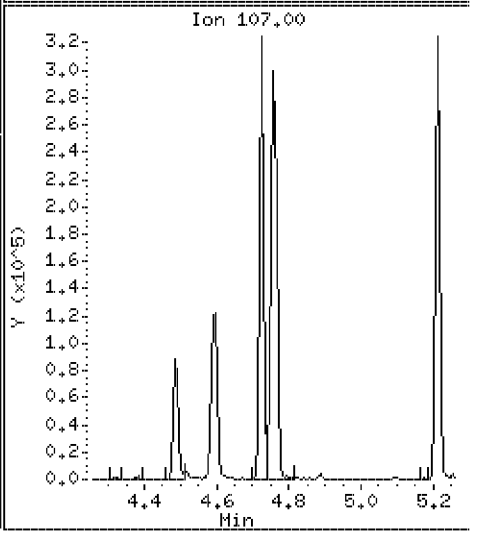

Data File: \\Svecd04\DD\chem\smsd03.i\S305031P.b\9295LCSD.D

Date : 03-MAY-2012 18:00

Client ID: 128811LCSD

Instrument: smsd03.i

Sample Info: SW128811LCSD

Purge Volume: 1000.0

Operator: PEL

Column phase: HPMS-5

Column diameter: 0.25

30 Hexachloroethane

Concentration: 22.4 ug/l

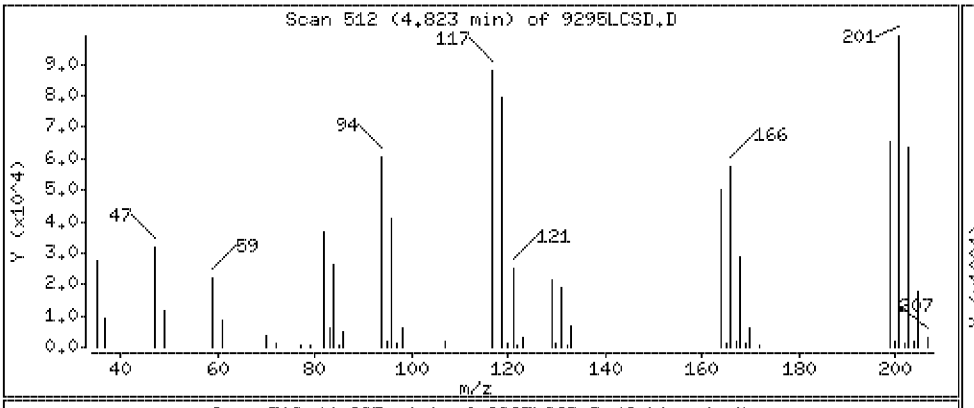

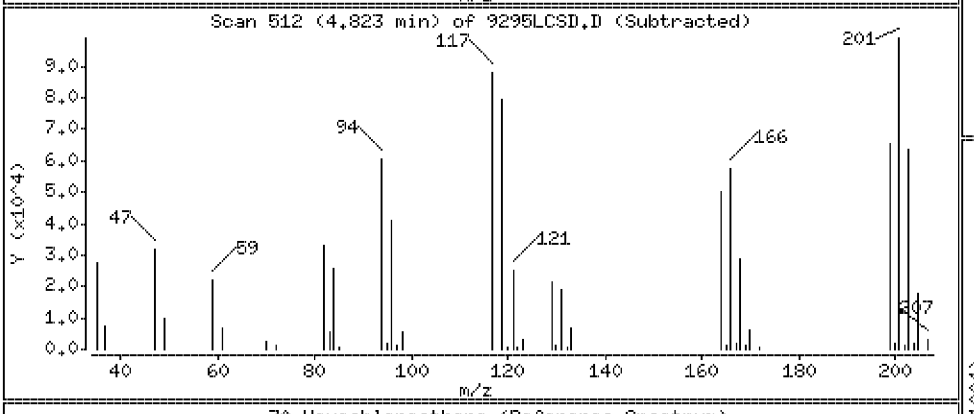

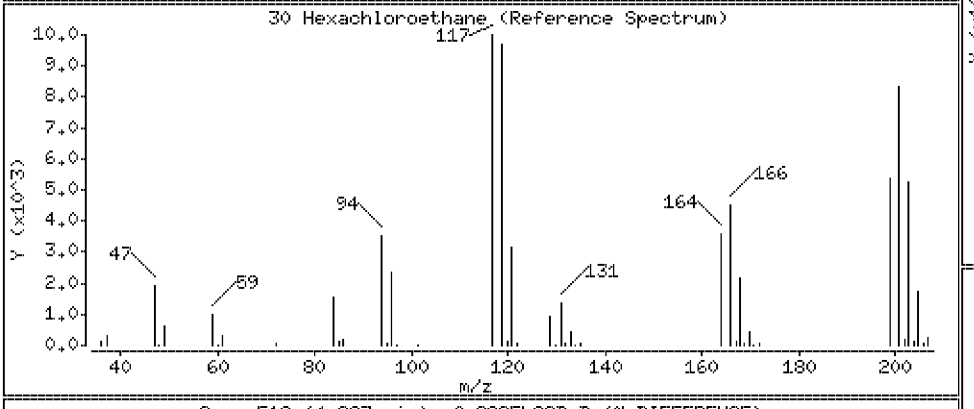

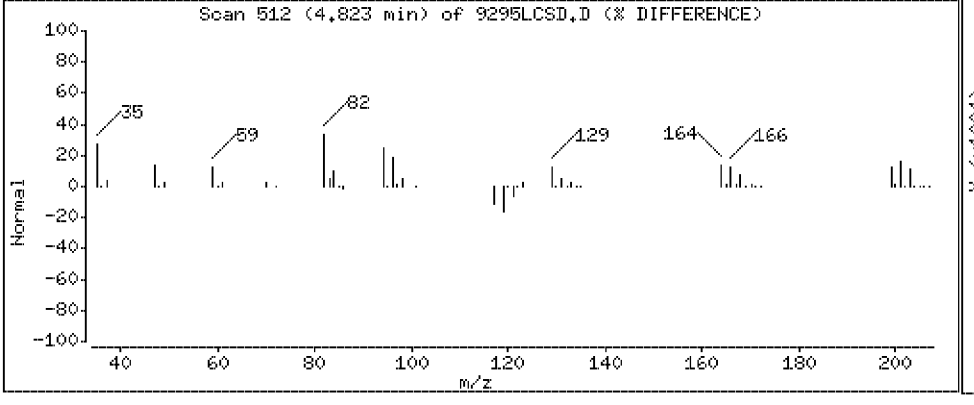

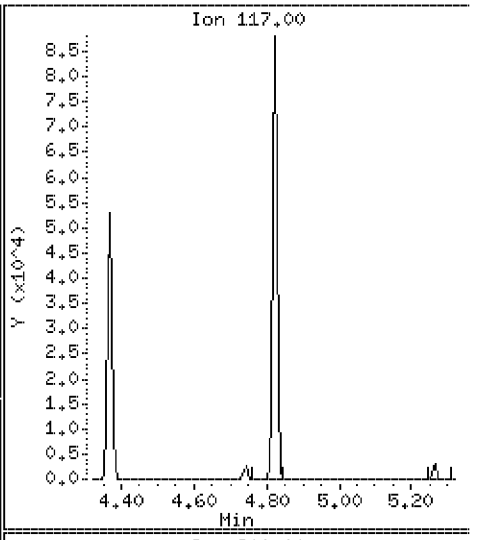

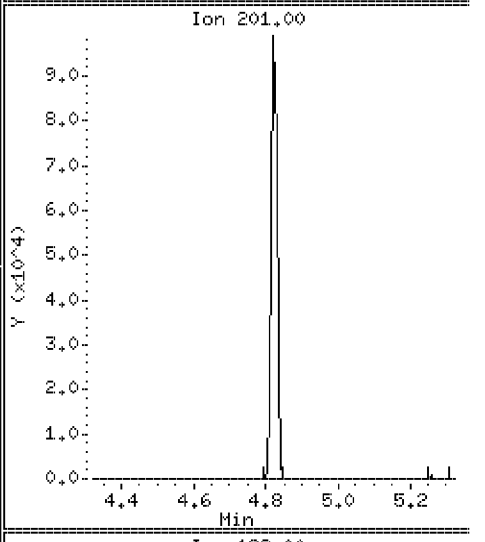

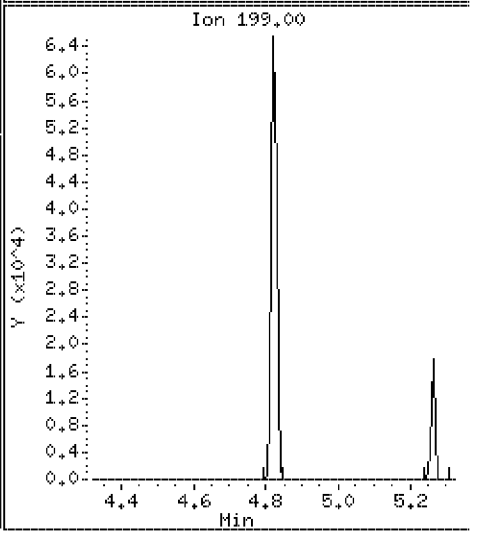

Data File: \\Svecd04\DD\chem\smsd03.i\S305031P.b\9295LCSD.D

Date : 03-MAY-2012 18:00

Client ID: 128811LCSD

Instrument: smsd03.i

Sample Info: SW128811LCSD

Purge Volume: 1000.0

Operator: PEL

Column phase: HPMS-5

Column diameter: 0.25

32 Nitrobenzene

Concentration: 34.2 ug/l

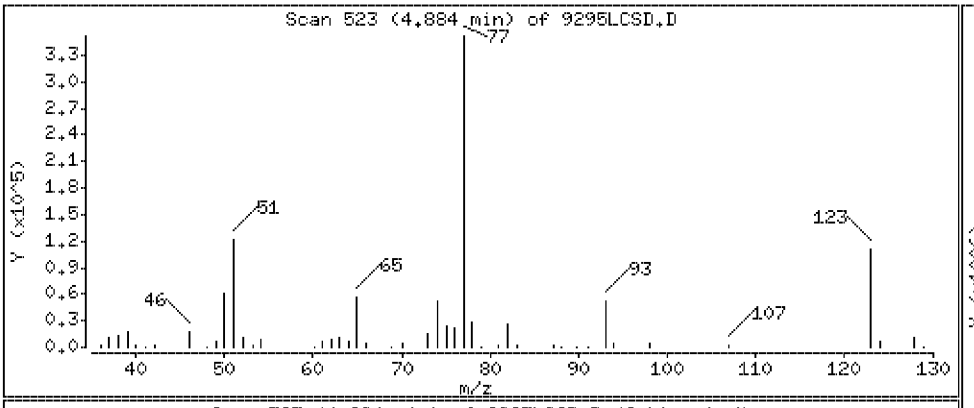

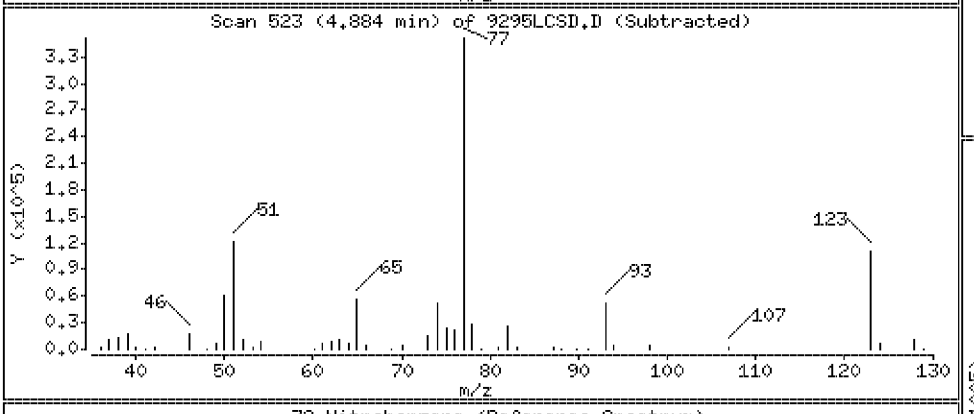

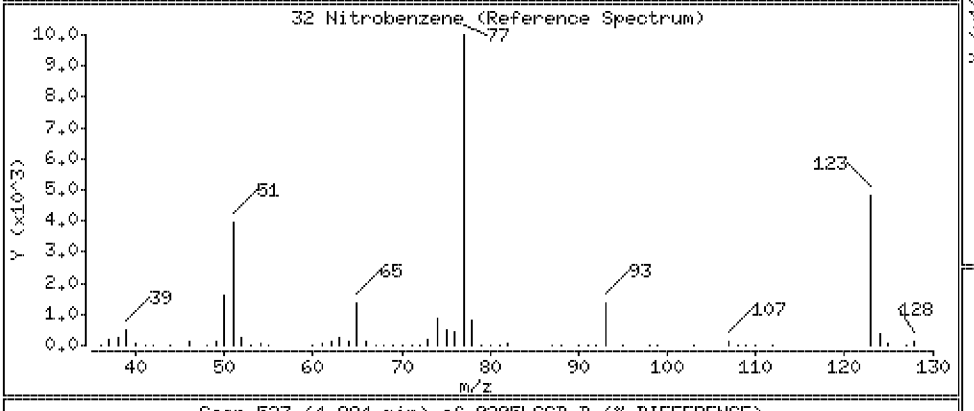

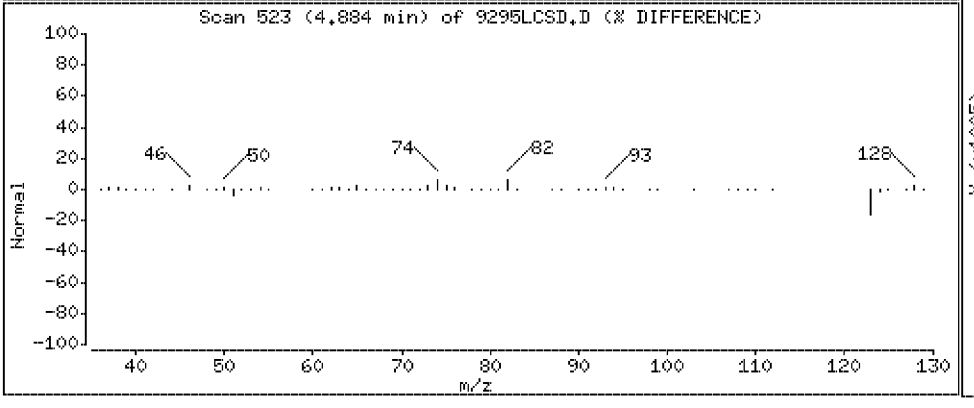

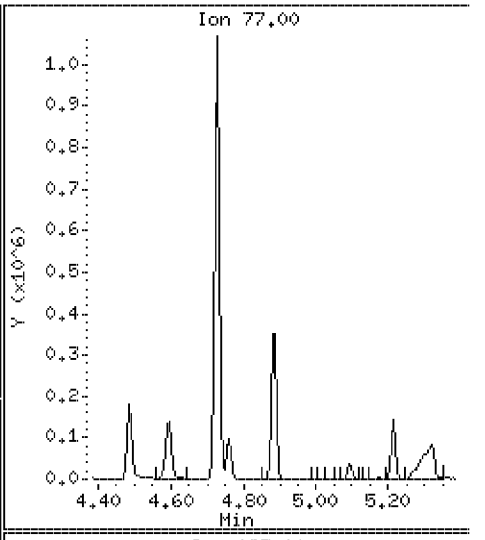

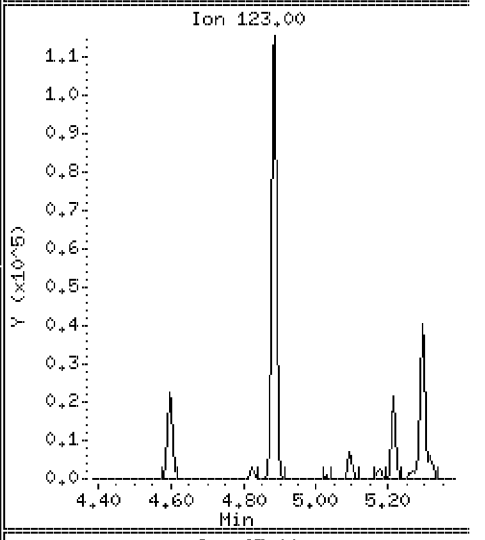

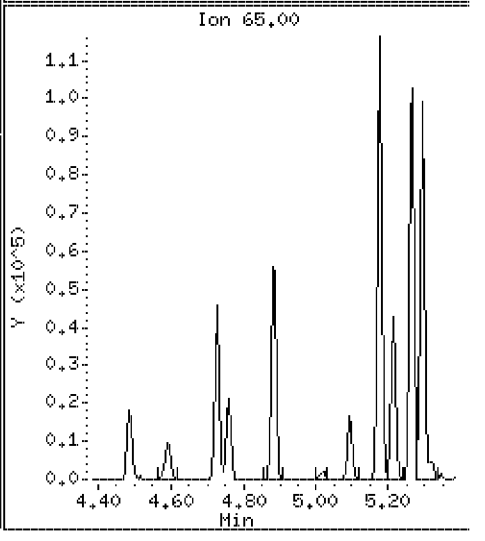

Data File: \\Svecd04\DD\chem\smsd03.i\S305031P.b\9295LCSD.D

Date : 03-MAY-2012 18:00

Client ID: 128811LCSD

Instrument: smsd03.i

Sample Info: SW128811LCSD

Purge Volume: 1000.0

Operator: PEL

Column phase: HPMS-5

Column diameter: 0.25

33 N-Nitrosopiperidine

Concentration: 32.0 ug/l

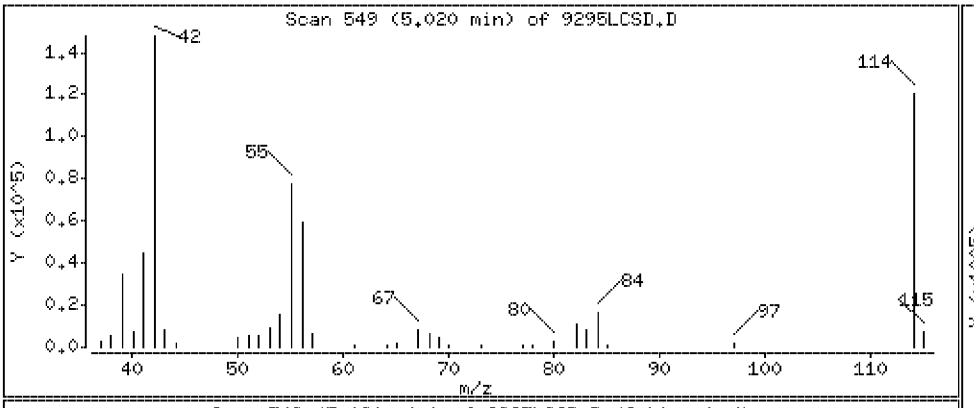

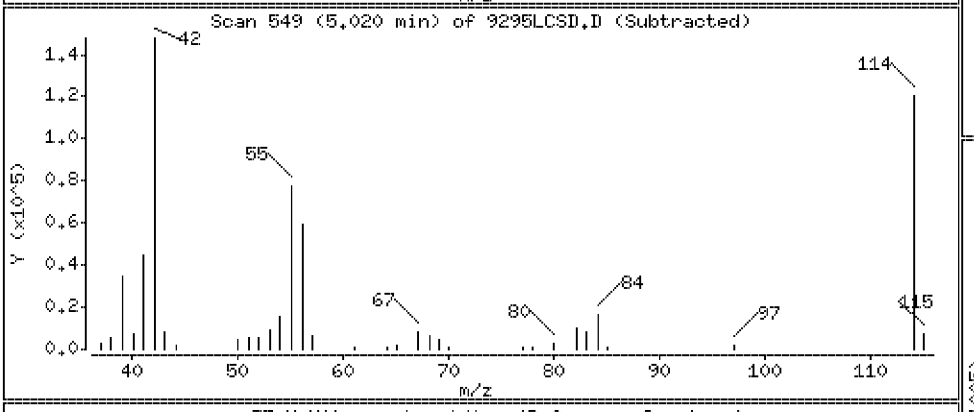

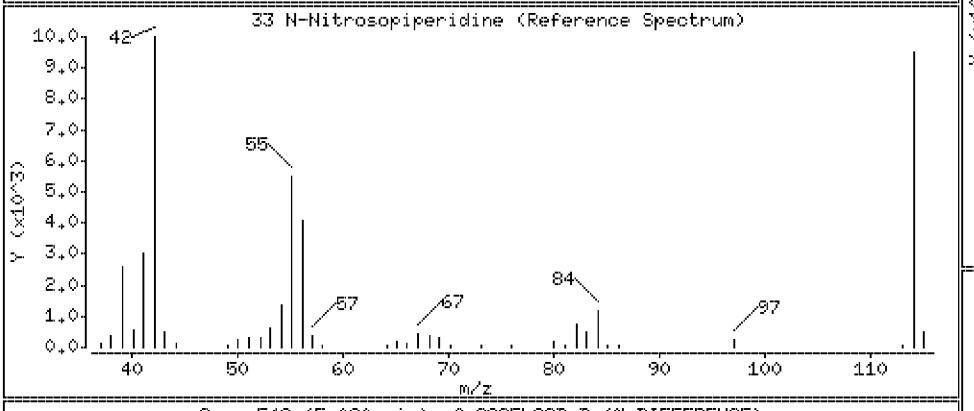

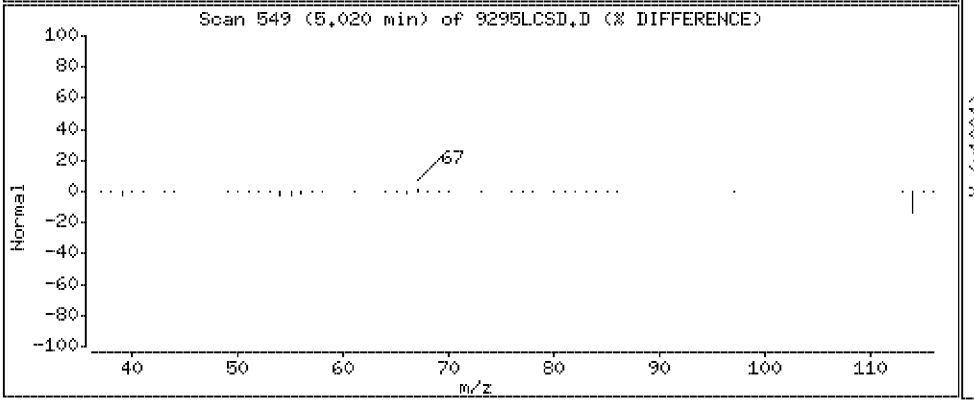

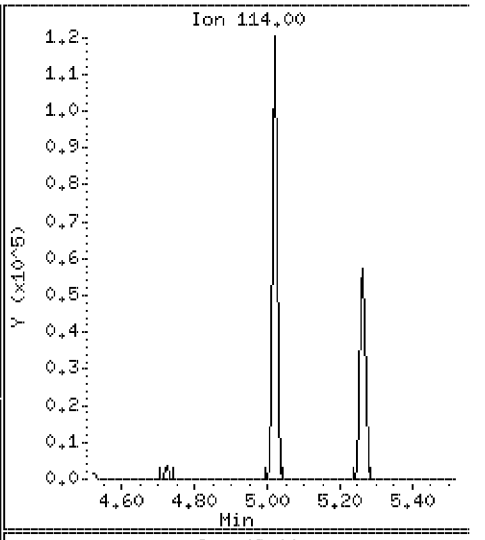

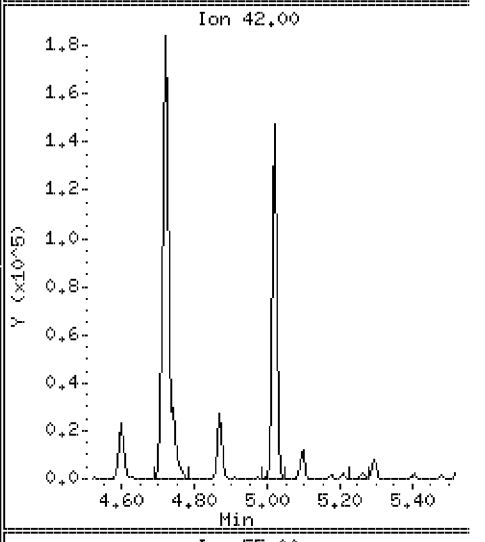

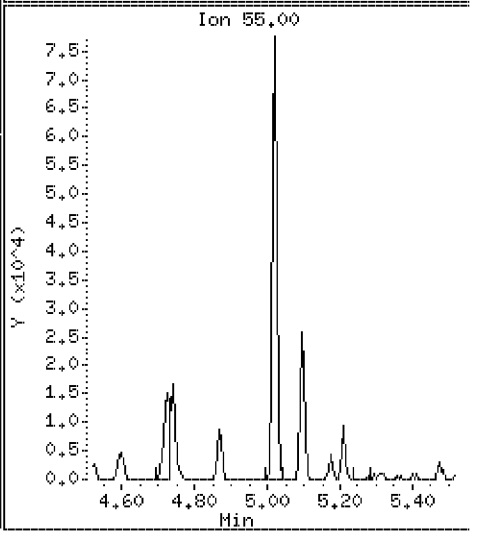

Data File: \\Svecd04\DD\chem\smsd03.i\S305031P.b\9295LCSD.D

Date : 03-MAY-2012 18:00

Client ID: 128811LCSD

Instrument: smsd03.i

Sample Info: SW128811LCSD

Purge Volume: 1000.0

Operator: PEL

Column phase: HPMS-5

Column diameter: 0.25

34 Isophorone

Concentration: 43.8 ug/l

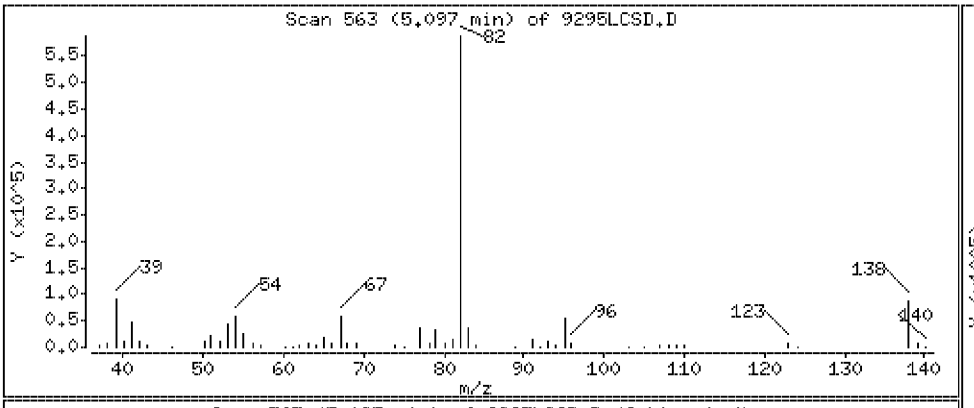

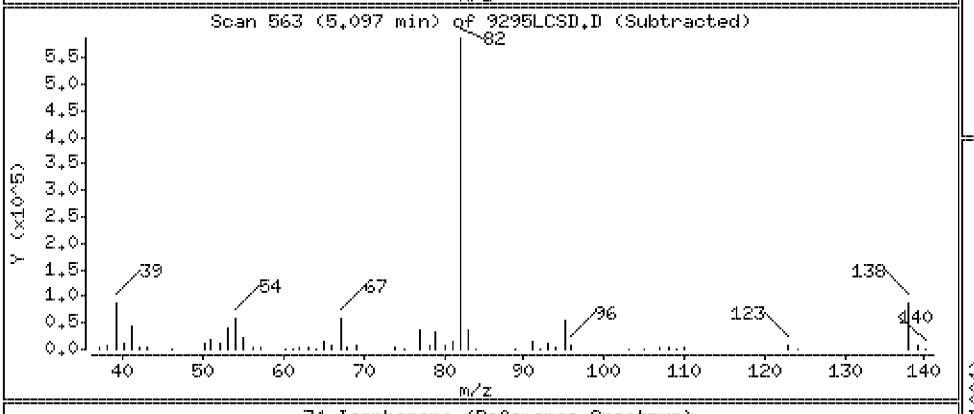

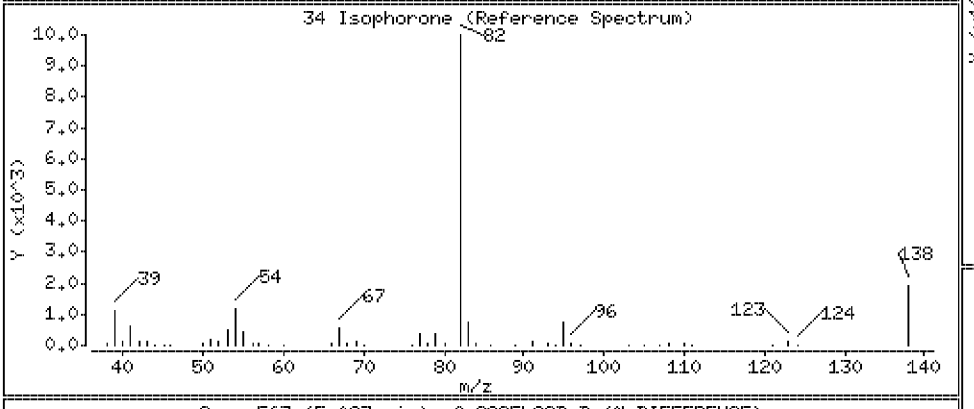

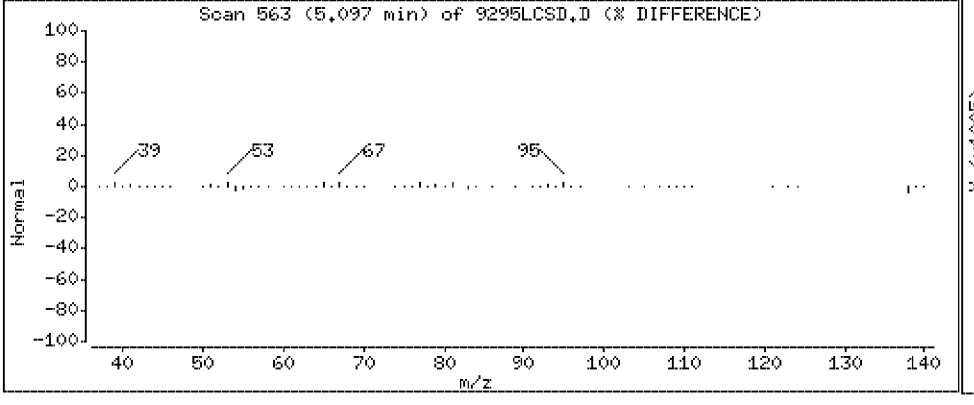

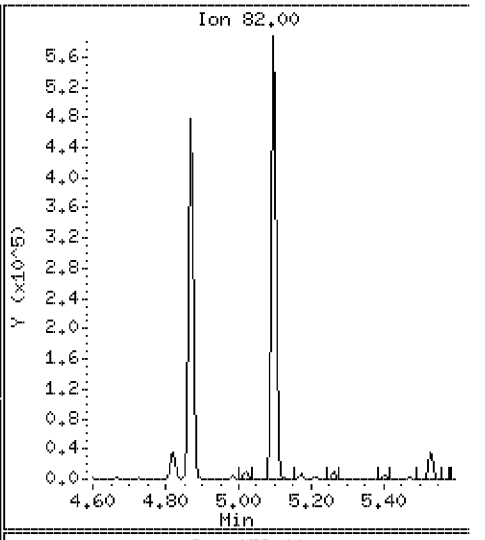

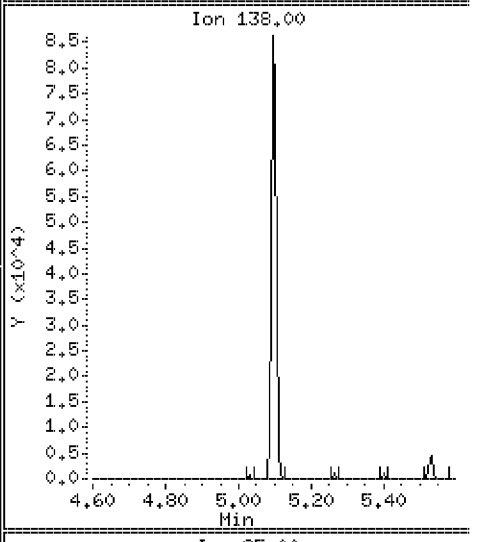

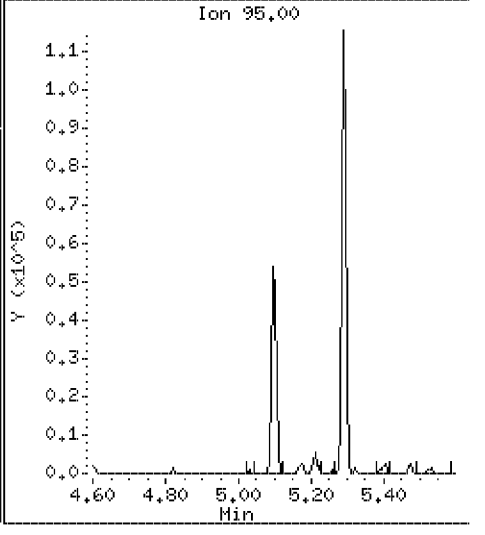

Data File: \\Svecd04\DD\chem\smsd03.i\S305031P.b\9295LCSD.D

Date : 03-MAY-2012 18:00

Client ID: 128811LCSD

Instrument: smsd03.i

Sample Info: SW128811LCSD

Purge Volume: 1000.0

Operator: PEL

Column phase: HPMS-5

Column diameter: 0.25

35 2-Nitrophenol

Concentration: 31.7 ug/l

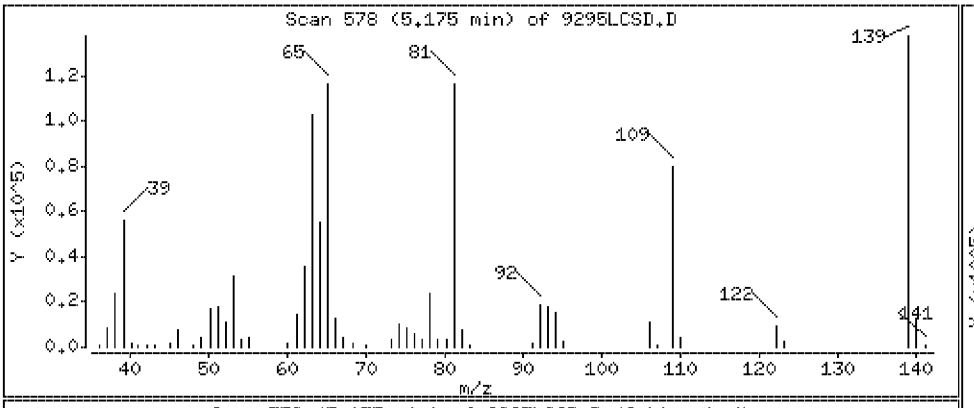

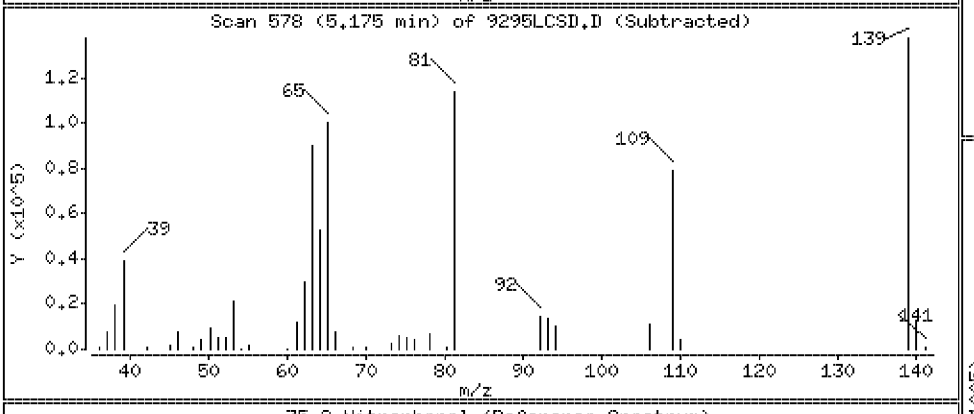

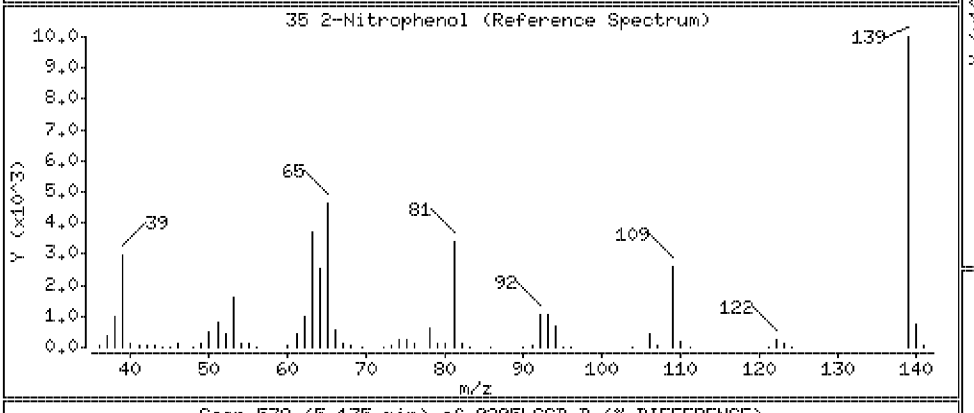

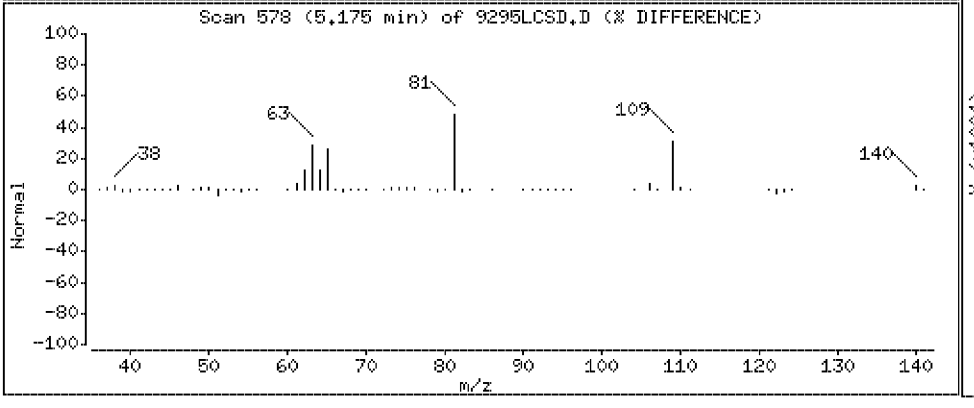

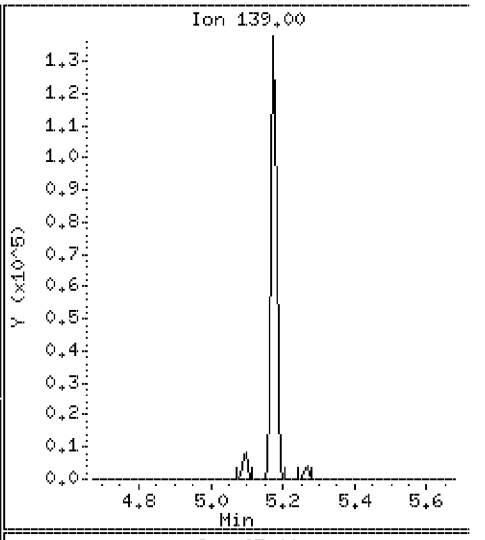

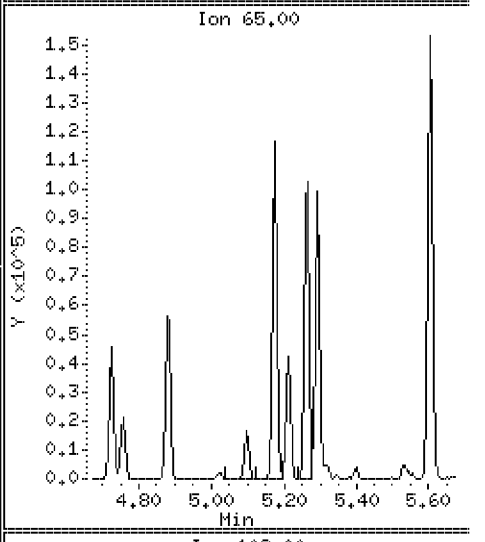

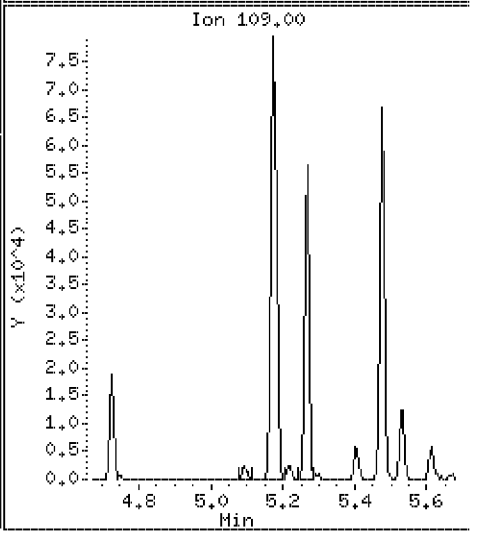

Data File: \\Svecd04\DD\chem\smsd03.i\S305031P.b\9295LCSD.D

Date : 03-MAY-2012 18:00

Client ID: 128811LCSD

Instrument: smsd03.i

Sample Info: SW128811LCSD

Purge Volume: 1000.0

Operator: PEL

Column phase: HPMS-5

Column diameter: 0.25

36 2,4-Dimethylphenol

Concentration: 33.1 ug/l

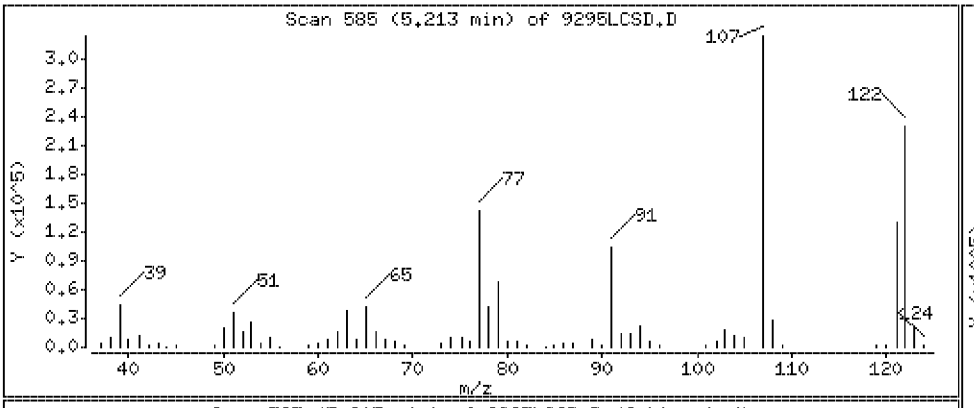

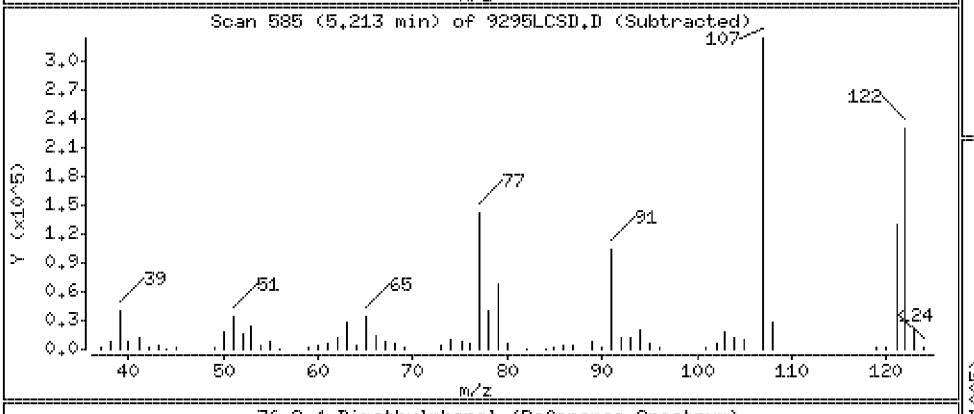

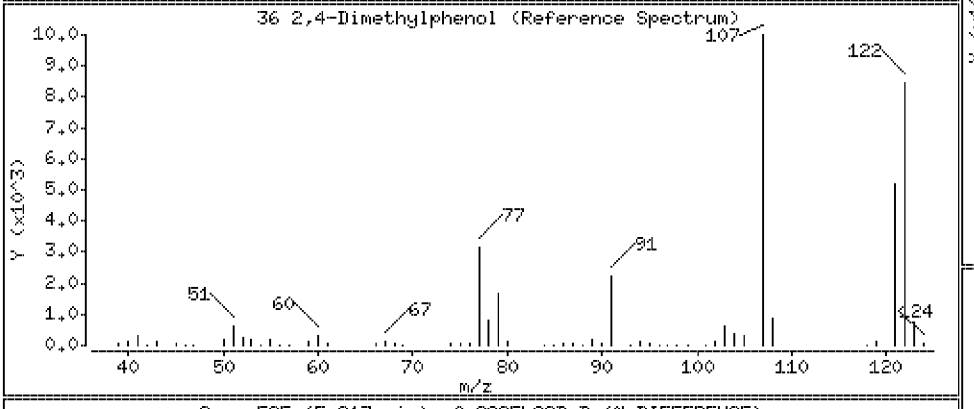

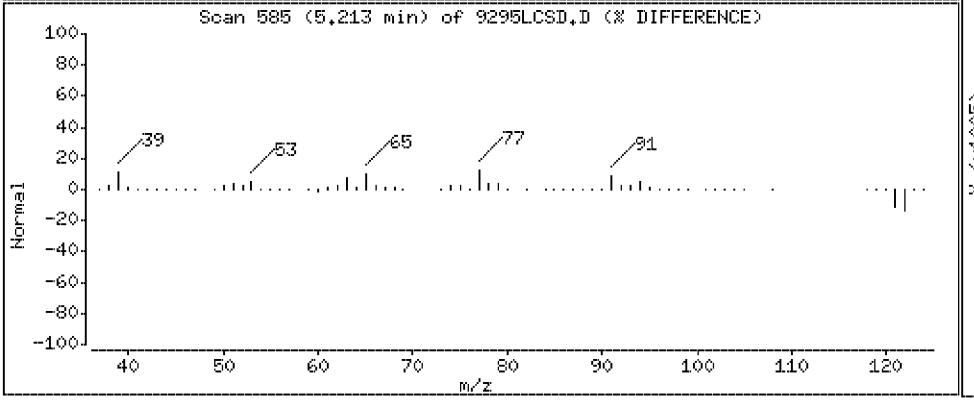

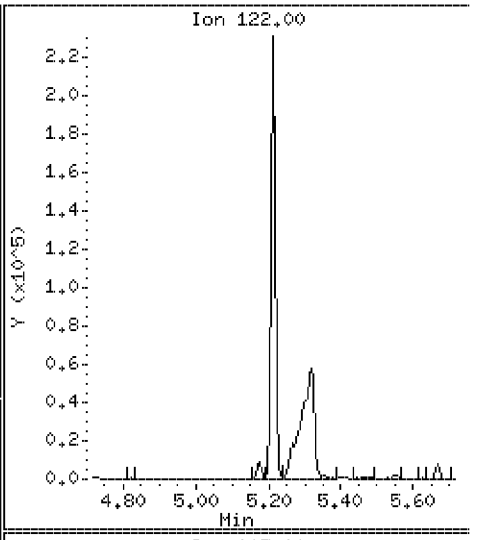

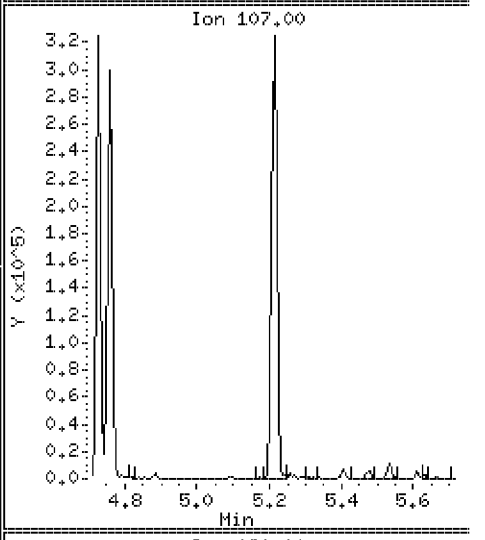

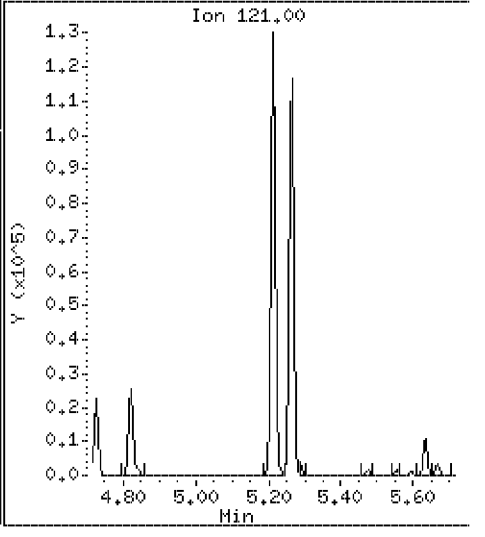

Data File: \\Svecd04\DD\chem\smsd03.i\S305031P.b\9295LCSD.D

Date : 03-MAY-2012 18:00

Client ID: 128811LCSD

Instrument: smsd03.i

Sample Info: SW128811LCSD

Purge Volume: 1000.0

Operator: PEL

Column phase: HPMS-5

Column diameter: 0.25

37 o,o,o-Triethylphosphorothioate

Concentration: 31.6 ug/l

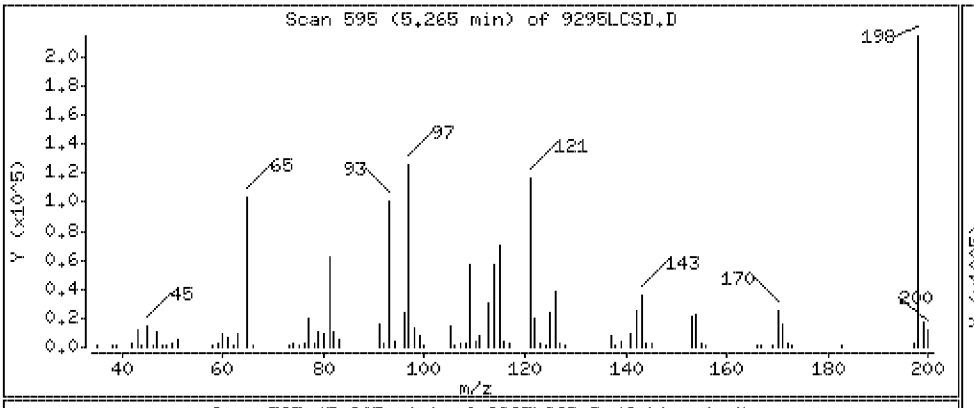

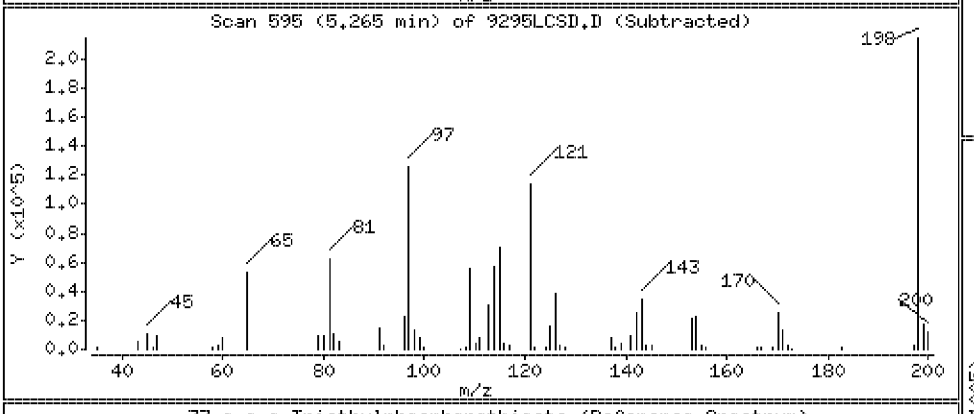

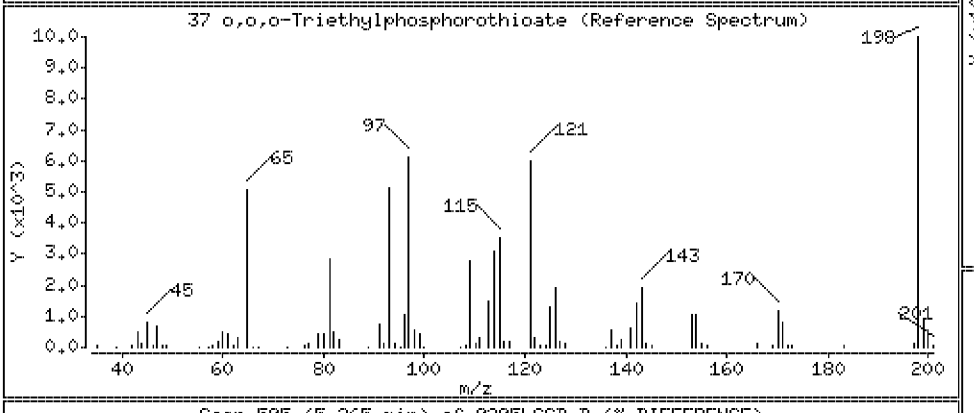

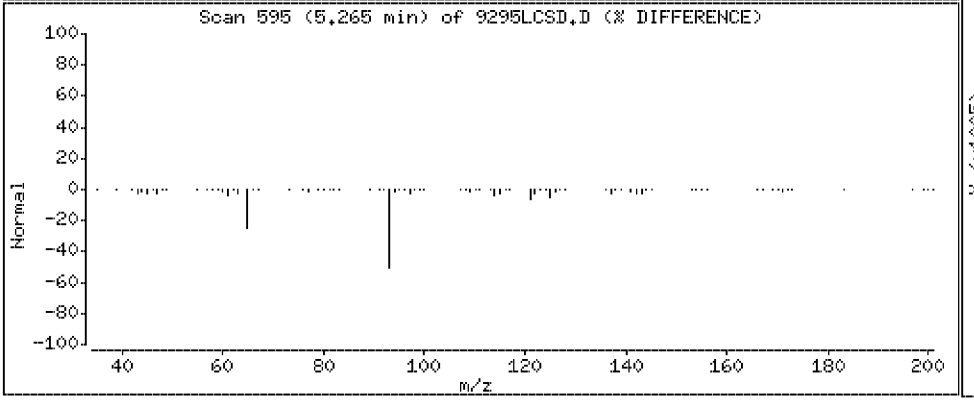

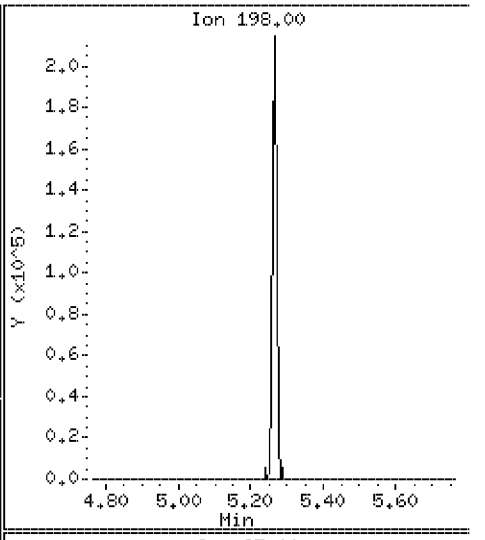

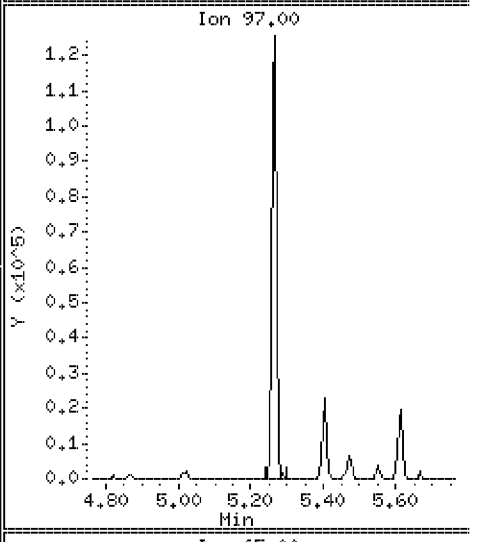

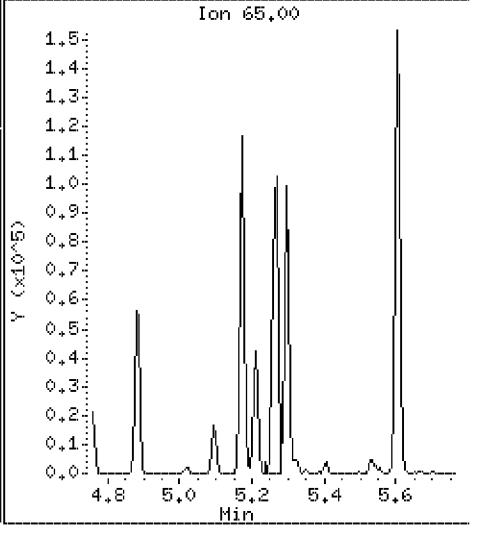

Data File: \\Svecd04\DD\chem\smsd03.i\S305031P.b\9295LCSD.D

Date : 03-MAY-2012 18:00

Client ID: 128811LCSD

Instrument: smsd03.i

Sample Info: SW128811LCSD

Purge Volume: 1000.0

Operator: PEL

Column phase: HPMS-5

Column diameter: 0.25

38 Bis(2-Chloroethoxy)methane

Concentration: 36.7 ug/l

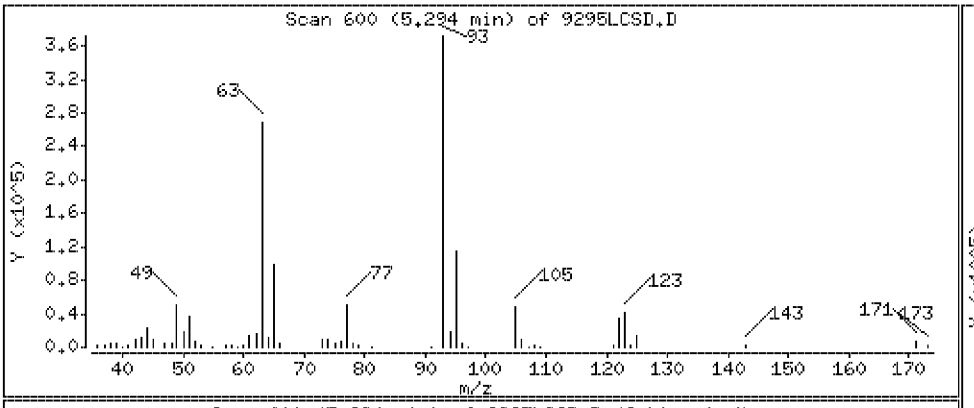

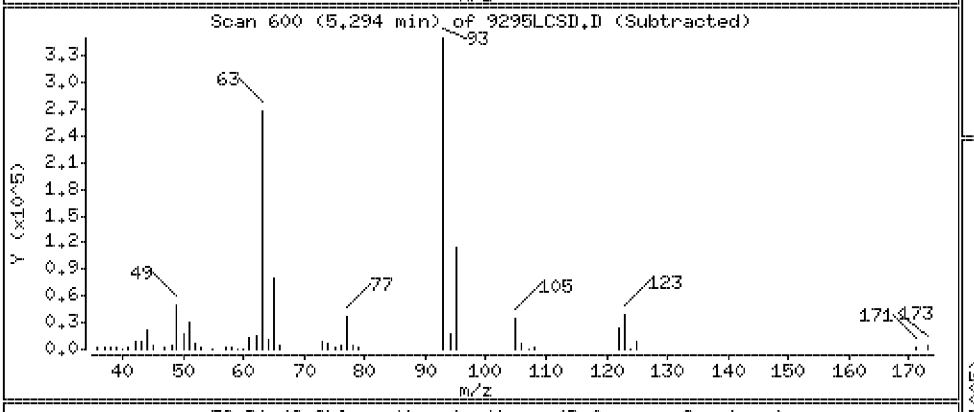

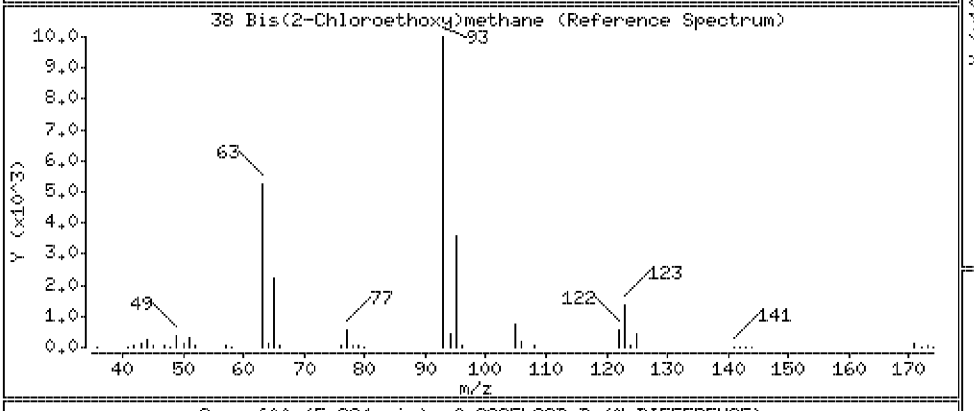

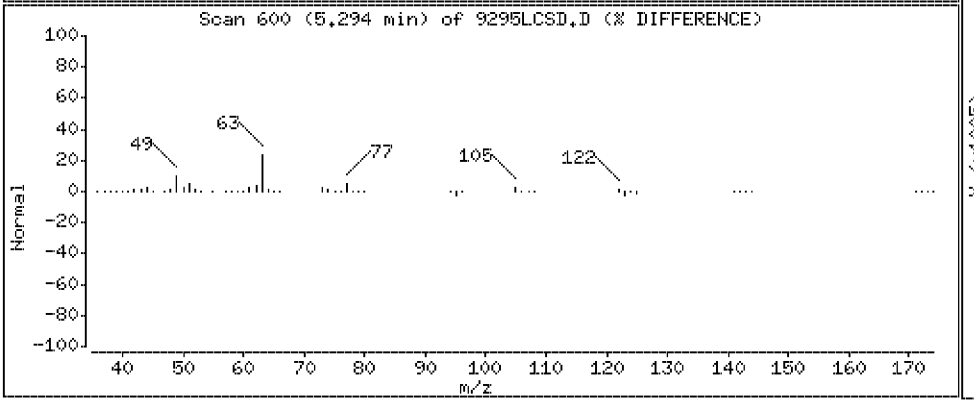

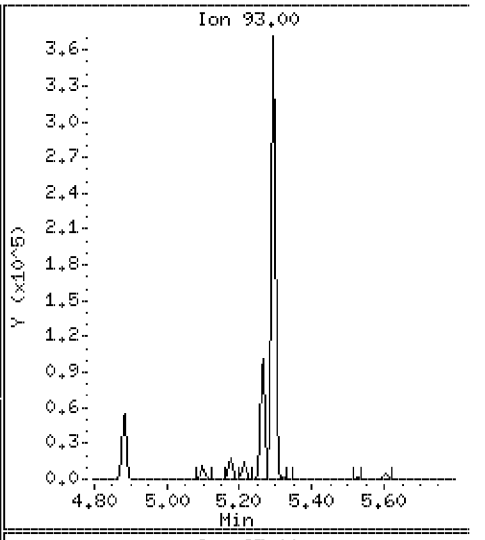

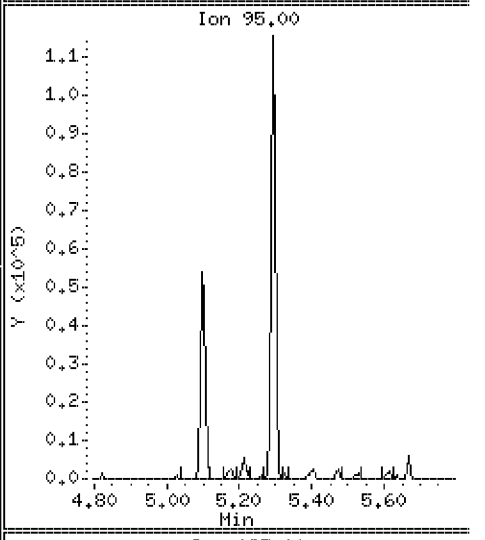

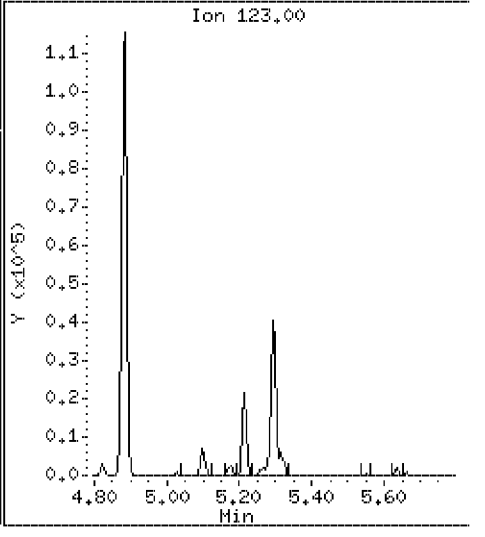

Data File: \\Svecd04\DD\chem\smsd03.i\S305031P.b\9295LCSD.D

Date : 03-MAY-2012 18:00

Client ID: 128811LCSD

Instrument: smsd03.i

Sample Info: SW128811LCSD

Purge Volume: 1000.0

Operator: PEL

Column phase: HPMS-5

Column diameter: 0.25

40 Benzoic Acid

Concentration: 40.1 ug/l

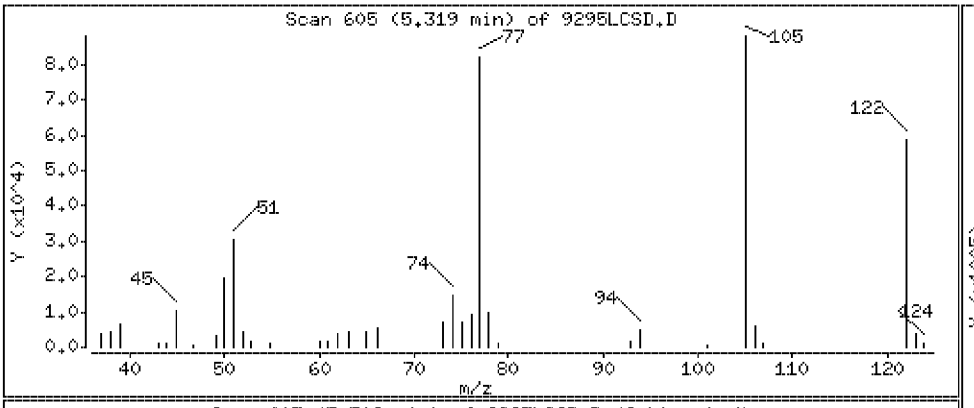

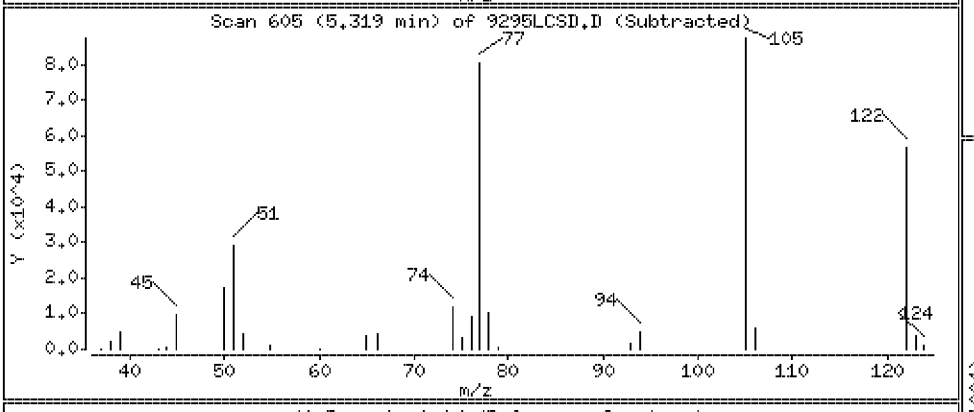

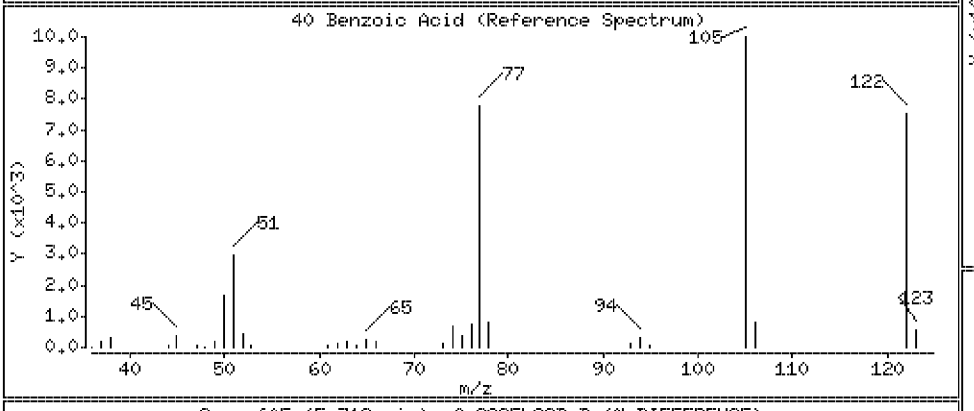

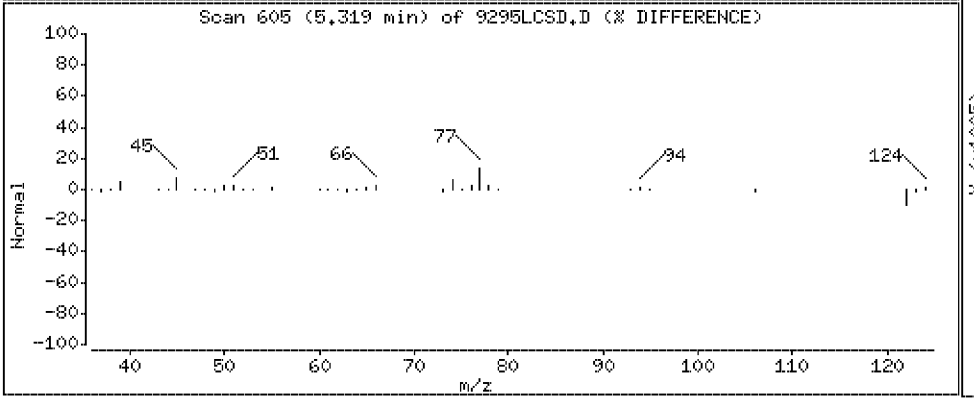

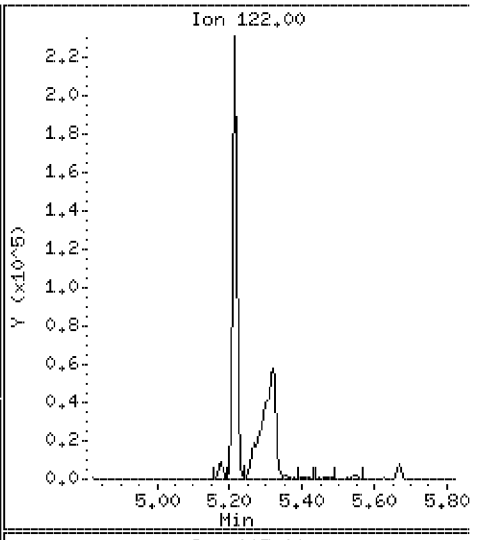

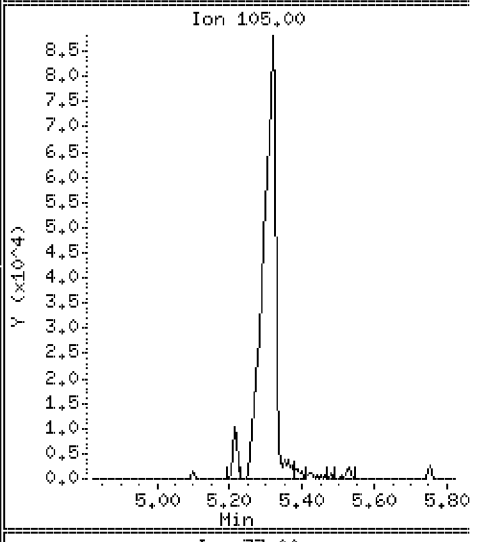

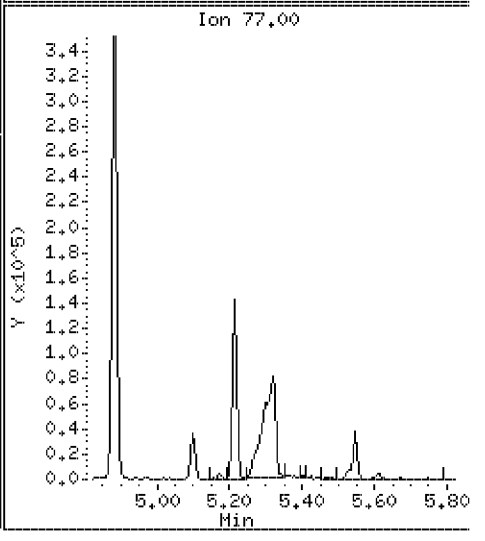

Data File: \\Svecd04\DD\chem\smsd03.i\S305031P.b\9295LCSD.D

Date : 03-MAY-2012 18:00

Client ID: 128811LCSD

Instrument: smsd03.i

Sample Info: SW128811LCSD

Purge Volume: 1000.0

Operator: PEL

Column phase: HPMS-5

Column diameter: 0.25

41 2,4-Dichlorophenol

Concentration: 33.3 ug/l

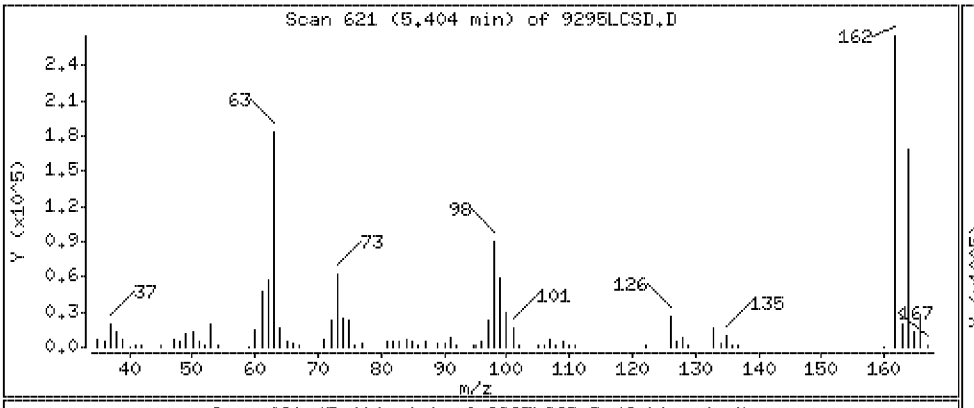

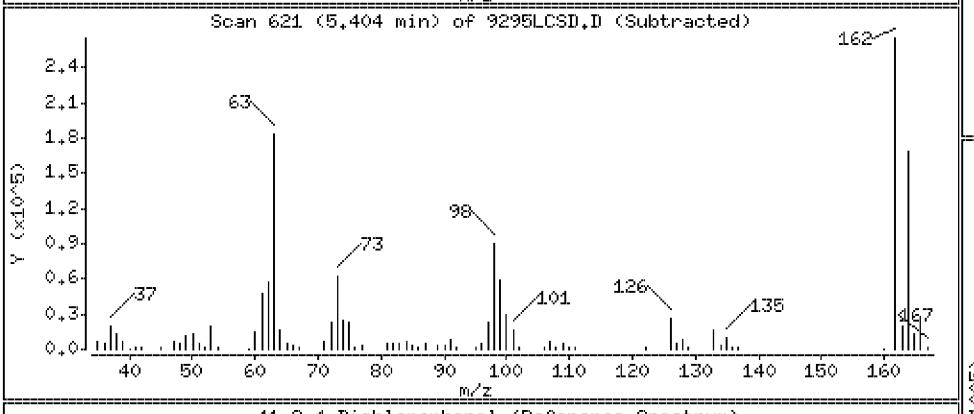

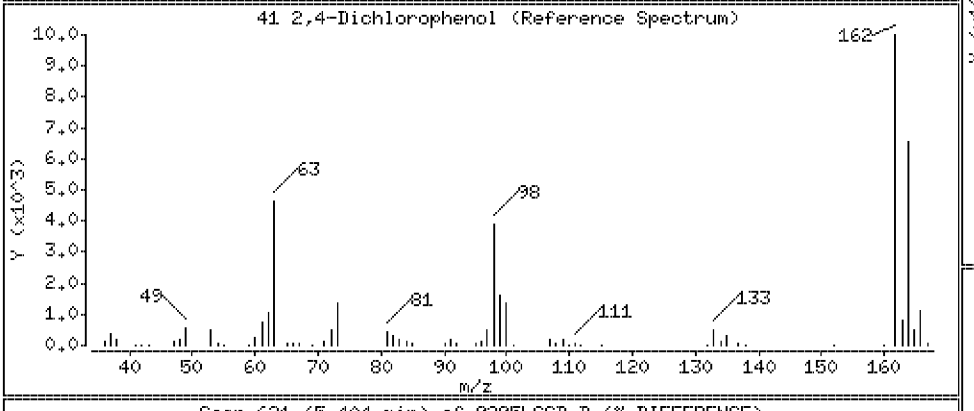

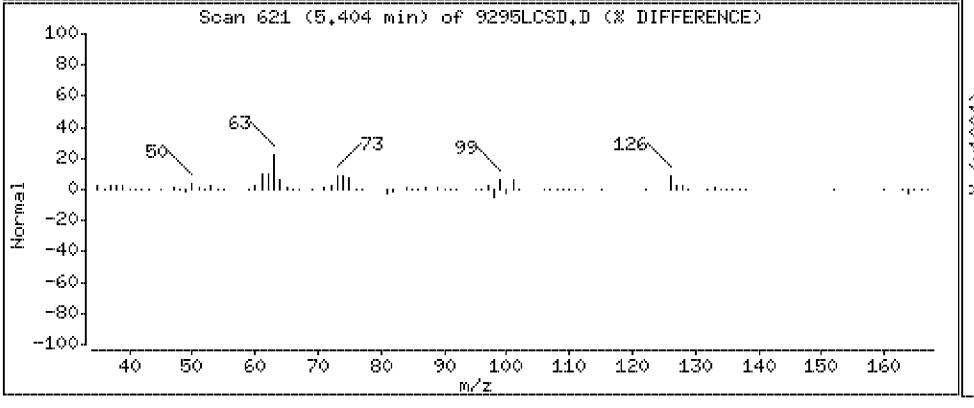

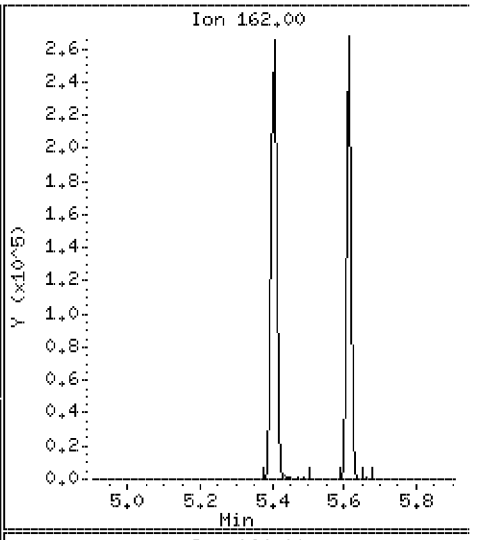

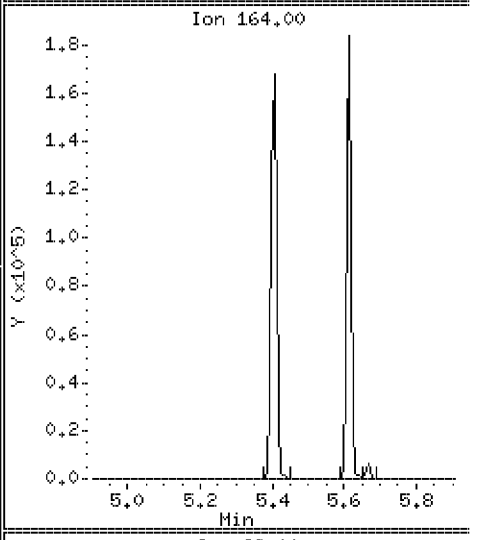

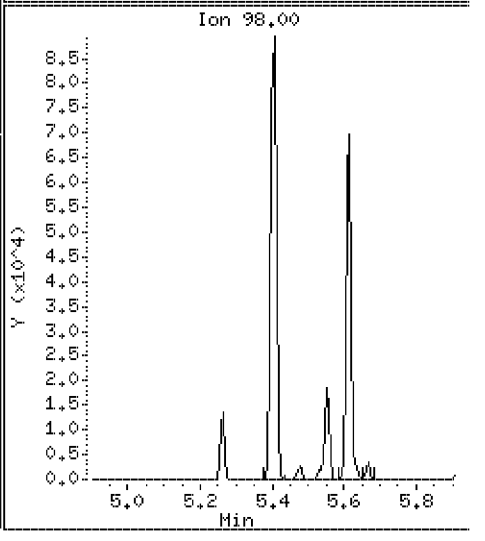

Data File: \\Svecd04\DD\chem\smsd03.i\S305031P.b\9295LCSD.D

Date : 03-MAY-2012 18:00

Client ID: 128811LCSD

Instrument: smsd03.i

Sample Info: SW128811LCSD

Purge Volume: 1000.0

Operator: PEL

Column phase: HPMS-5

Column diameter: 0.25

42 1,2,4-Trichlorobenzene

Concentration: 23.5 ug/l

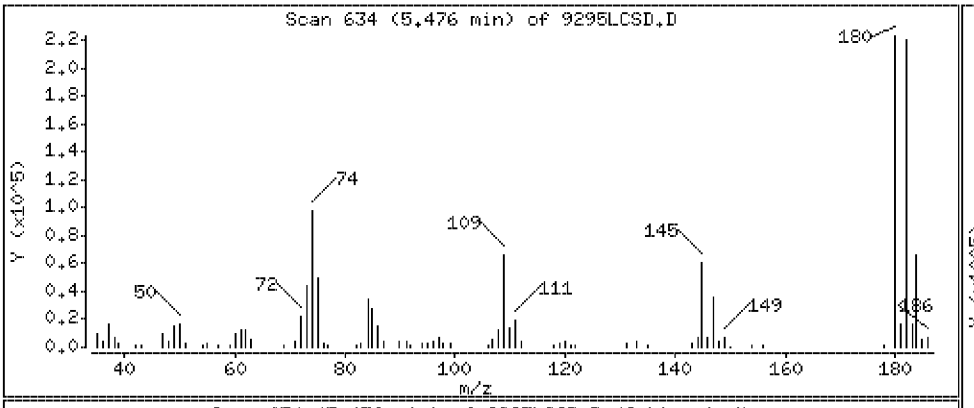

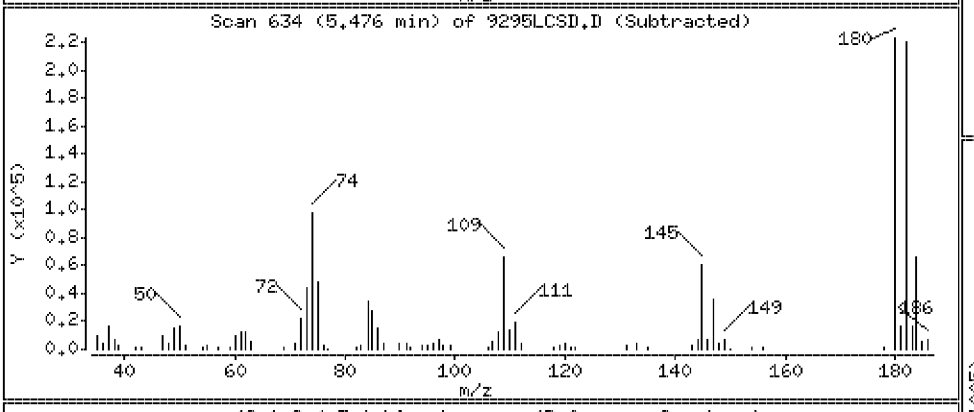

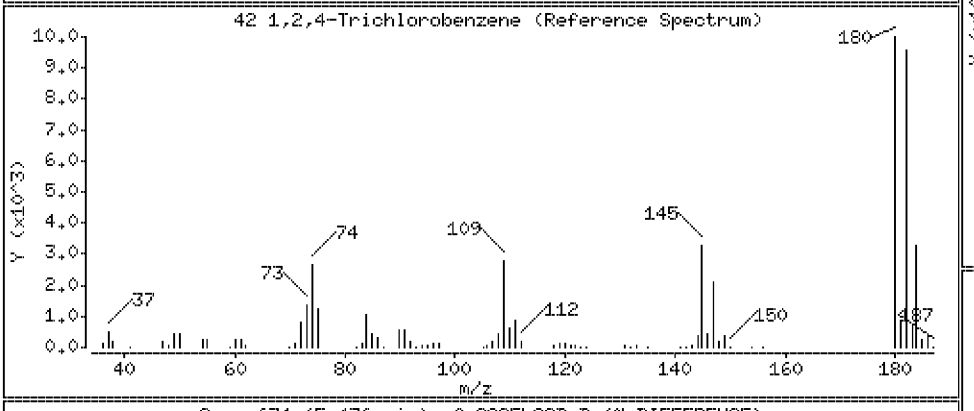

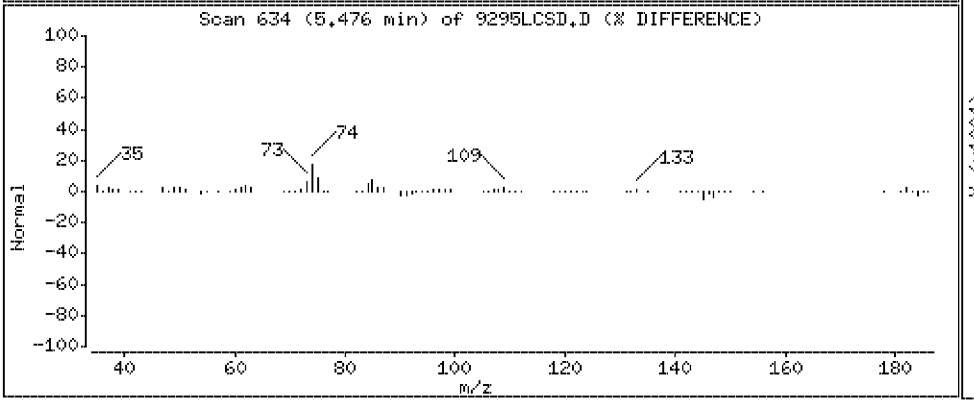

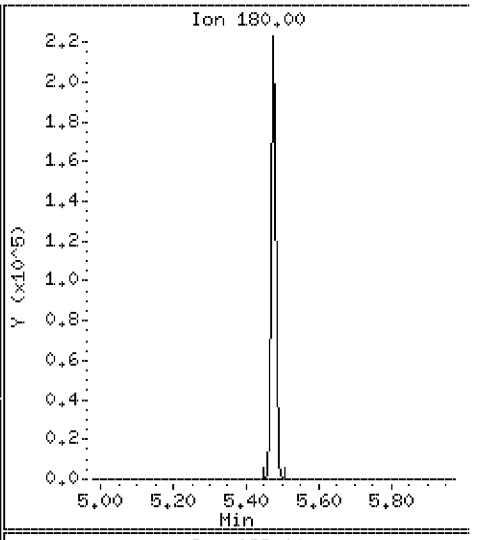

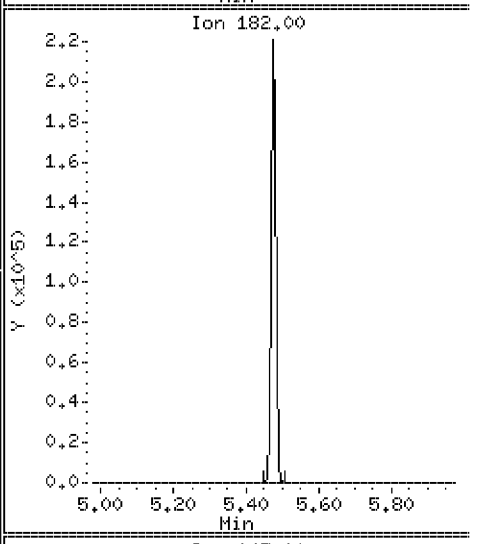

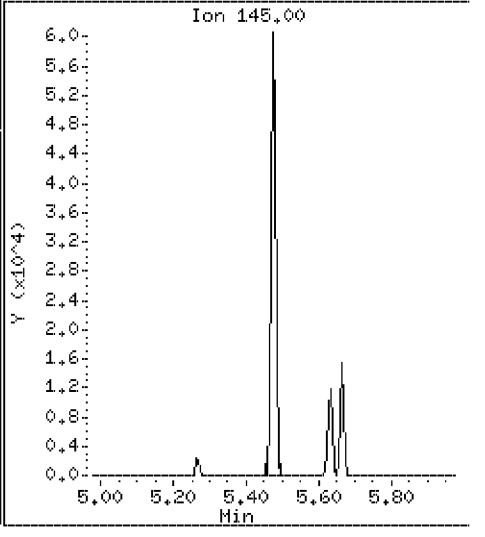

Data File: \\Svecd04\DD\chem\smsd03.i\S305031P.b\9295LCSD.D

Date : 03-MAY-2012 18:00

Client ID: 128811LCSD

Instrument: smsd03.i

Sample Info: SW128811LCSD

Purge Volume: 1000.0

Operator: PEL

Column phase: HPMS-5

Column diameter: 0.25

44 Naphthalene

Concentration: 27.8 ug/l

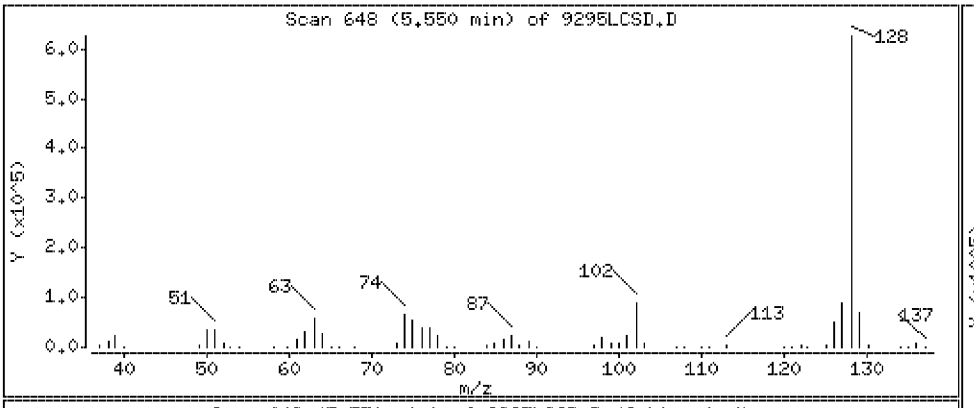

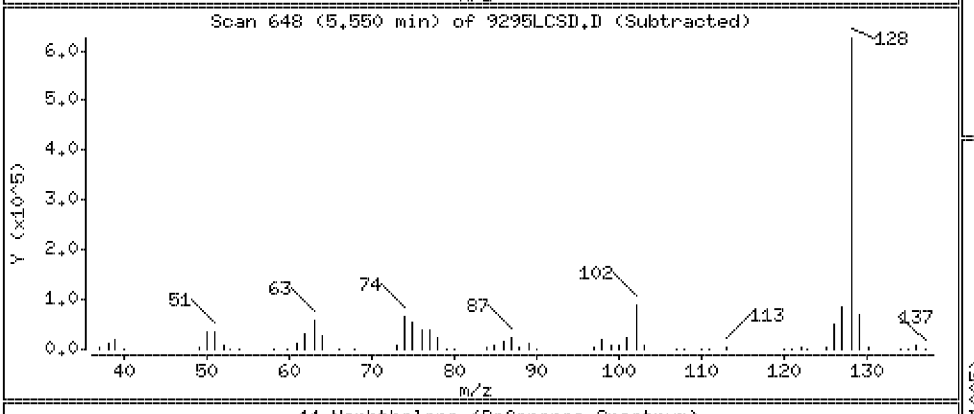

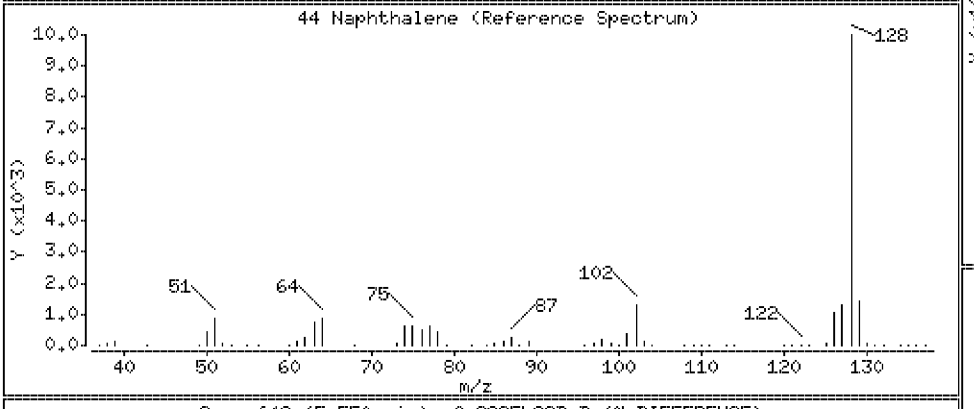

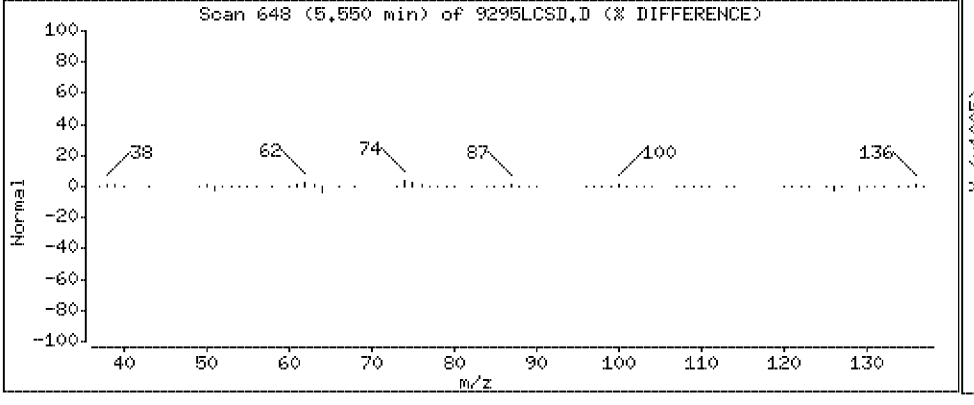

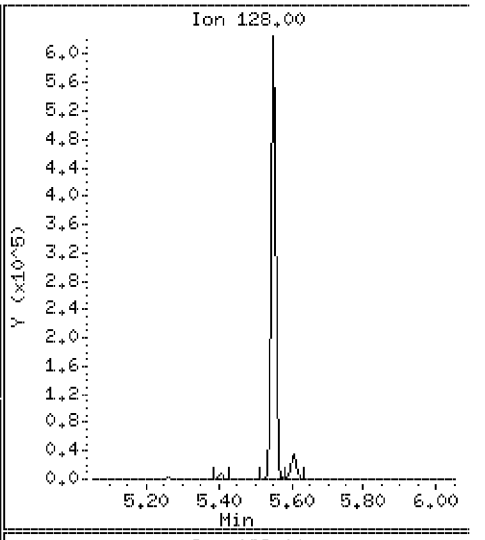

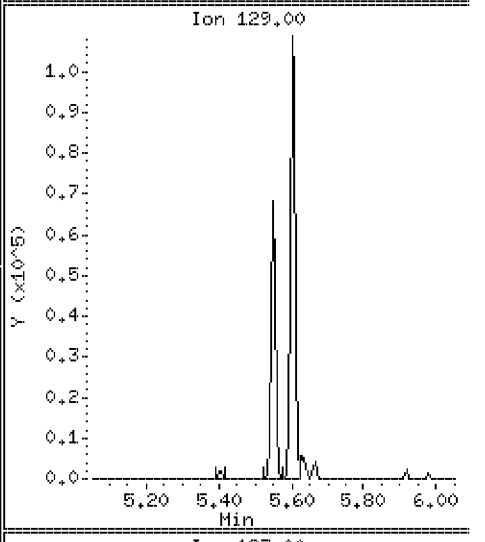

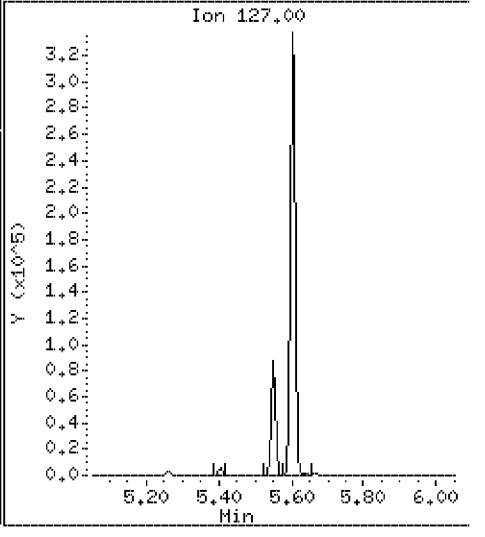

Data File: \\Svecd04\DD\chem\smsd03.i\S305031P.b\9295LCSD.D

Date : 03-MAY-2012 18:00

Client ID: 128811LCSD

Instrument: smsd03.i

Sample Info: SW128811LCSD

Purge Volume: 1000.0

Operator: PEL

Column phase: HPMS-5

Column diameter: 0.25

45 4-Chloroaniline

Concentration: 38.8 ug/l

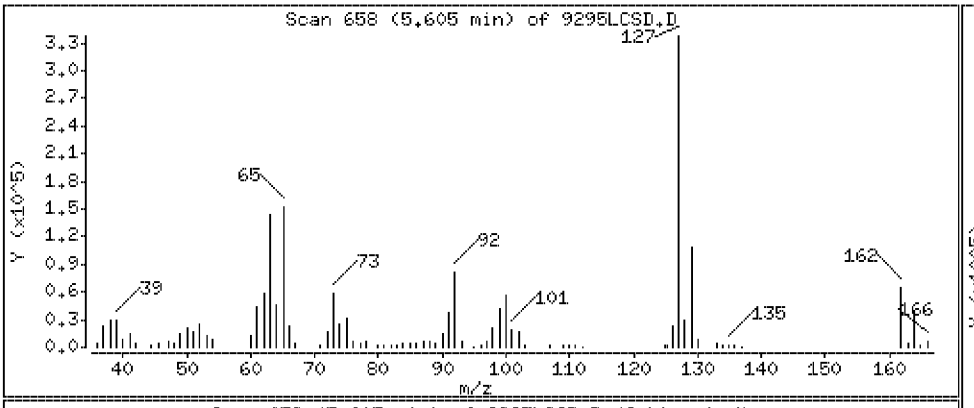

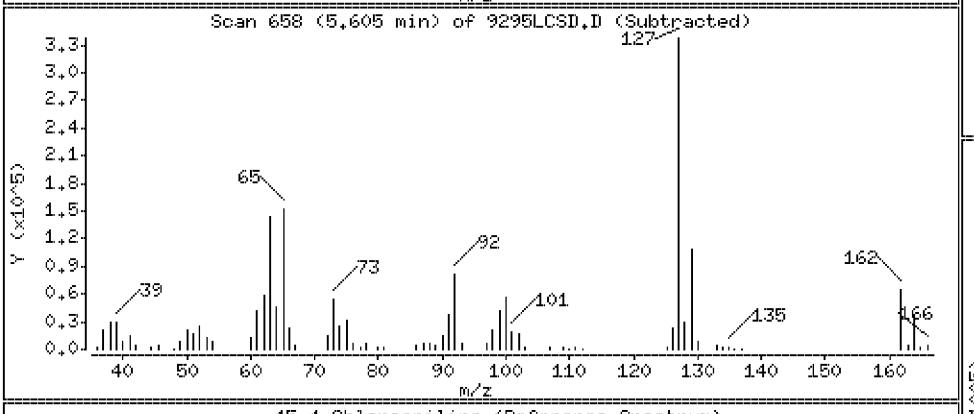

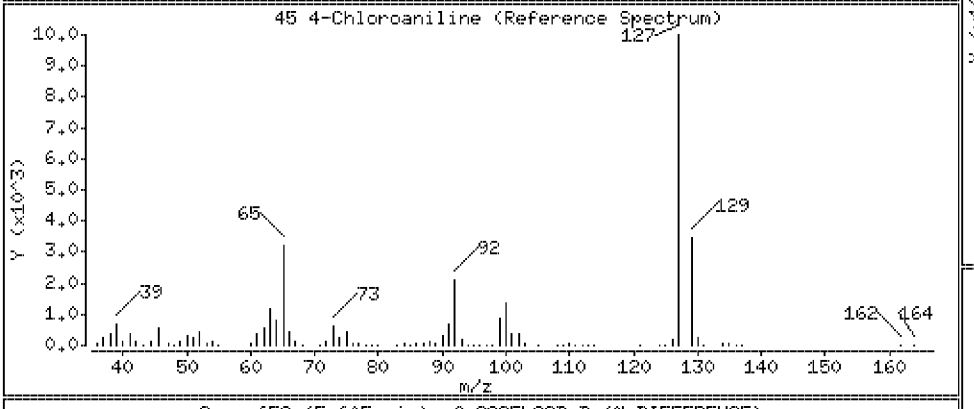

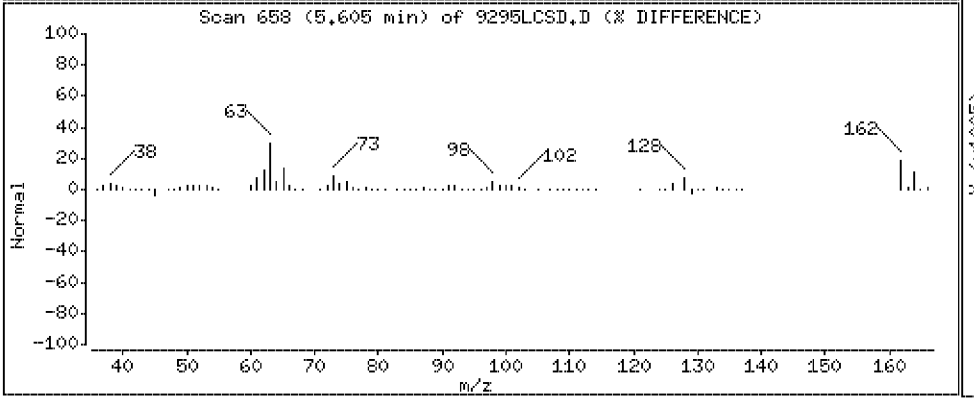

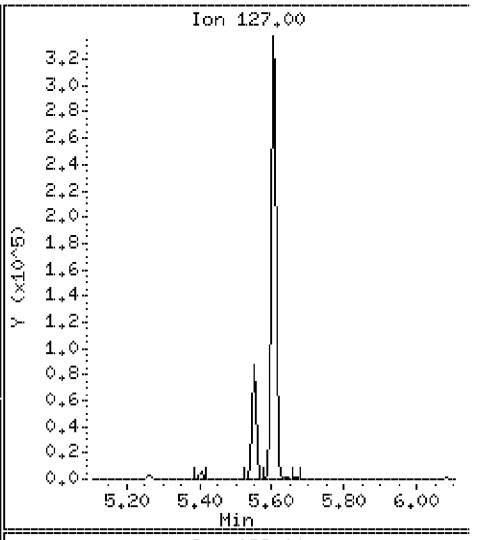

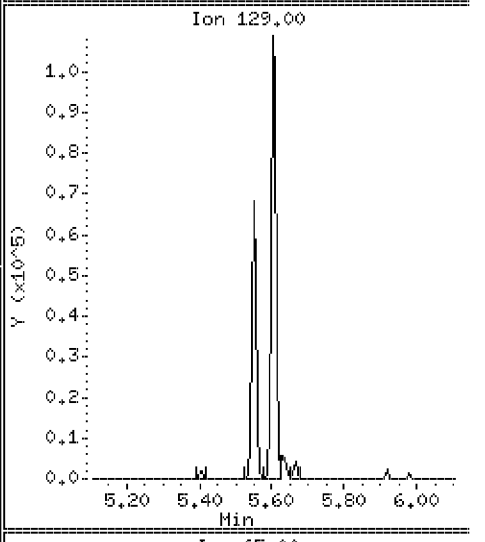

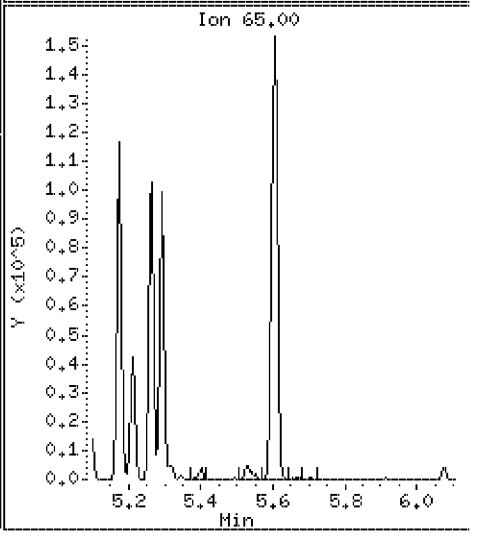

Data File: \\Svecd04\DD\chem\smsd03.i\S305031P.b\9295LCSD.D

Date : 03-MAY-2012 18:00

Client ID: 128811LCSD

Instrument: smsd03.i

Sample Info: SW128811LCSD

Purge Volume: 1000.0

Operator: PEL

Column phase: HPMS-5

Column diameter: 0.25

46 2,6-Dichlorophenol

Concentration: 36.0 ug/l

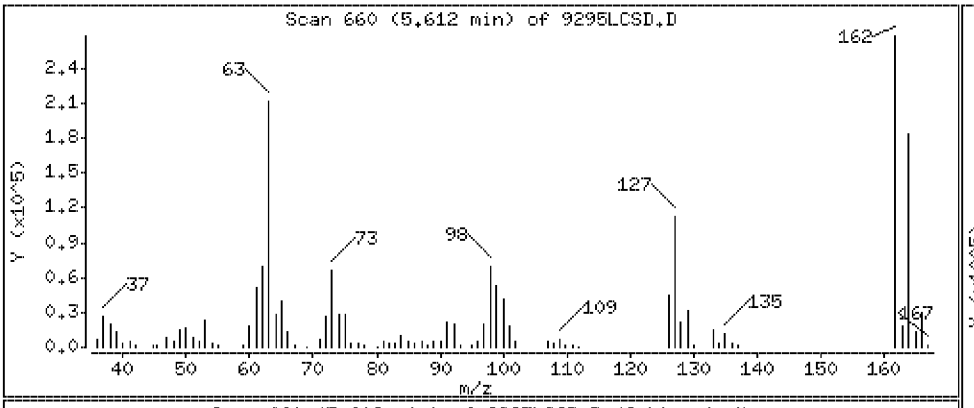

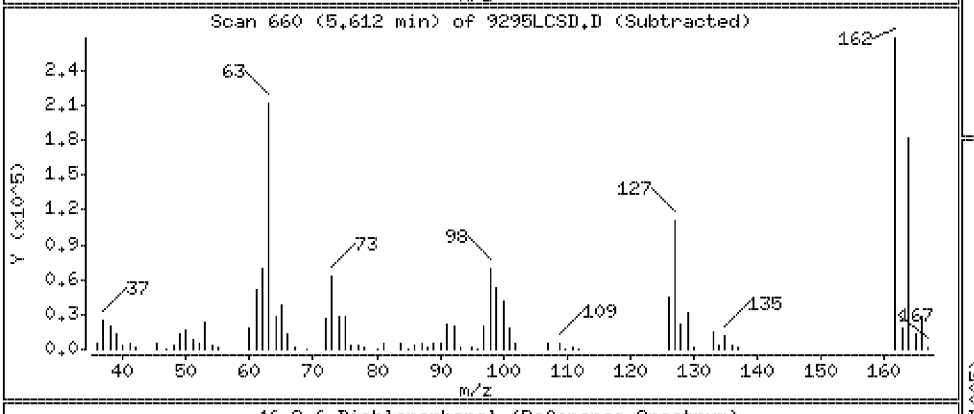

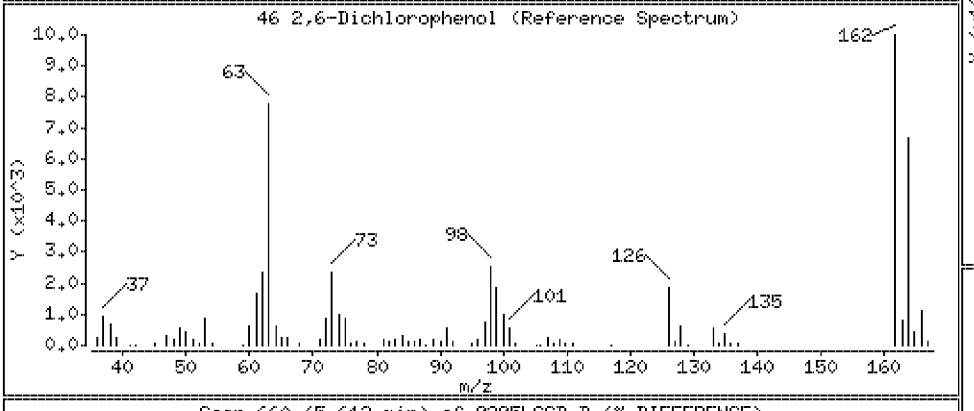

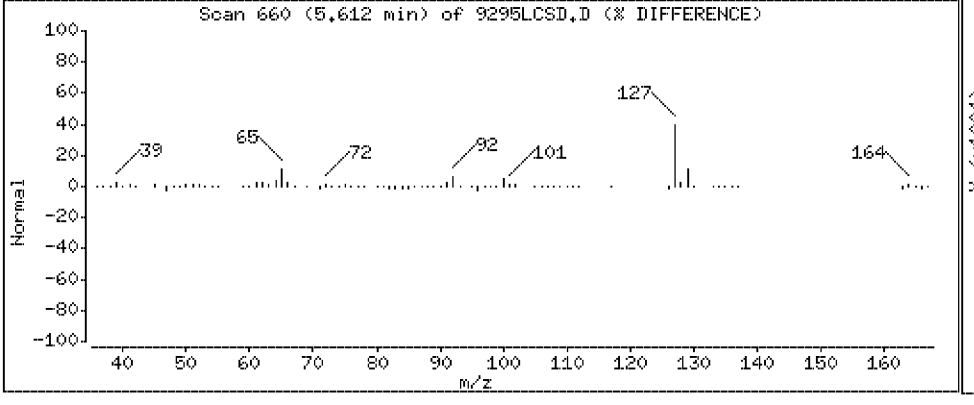

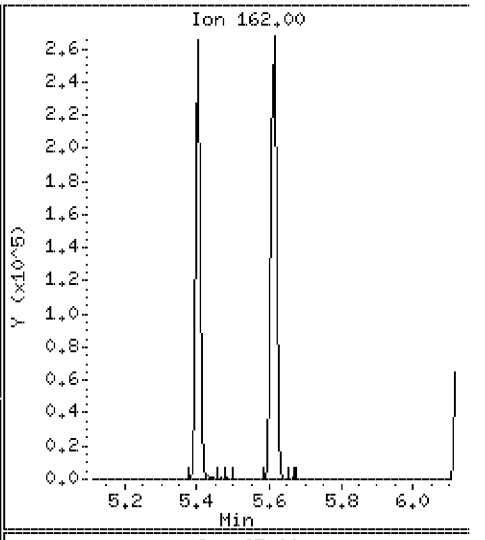

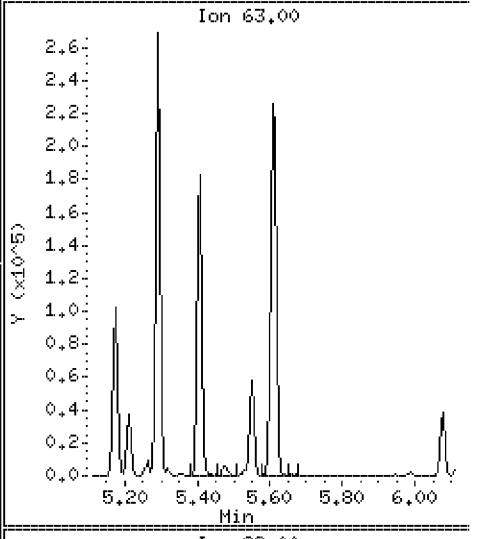

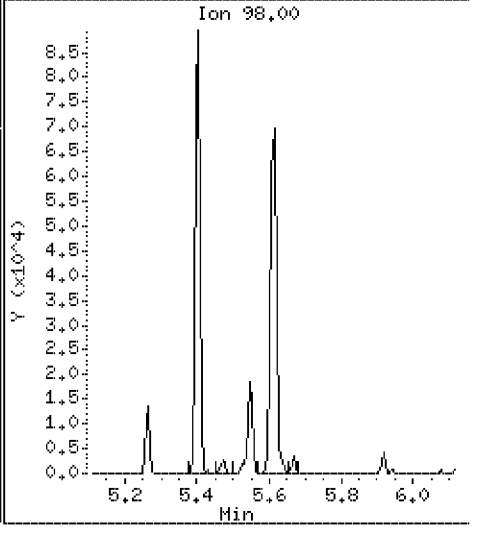

Data File: \\Svecd04\DD\chem\smsd03.i\S305031P.b\9295LCSD.D

Date : 03-MAY-2012 18:00

Client ID: 128811LCSD

Instrument: smsd03.i

Sample Info: SW128811LCSD

Purge Volume: 1000.0

Operator: PEL

Column phase: HPMS-5

Column diameter: 0.25

47 Hexachloropropene

Concentration: 16.6 ug/l

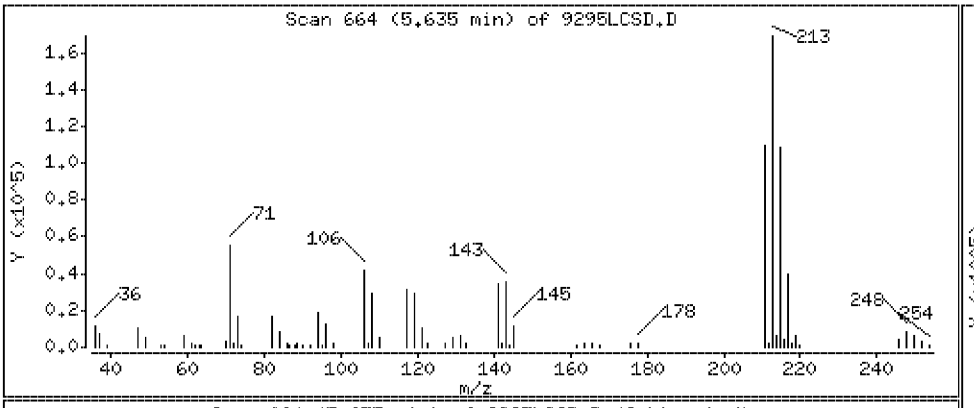

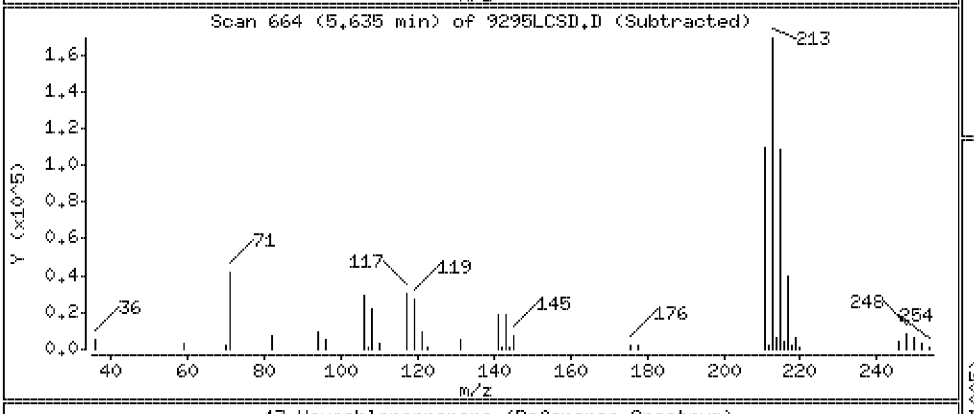

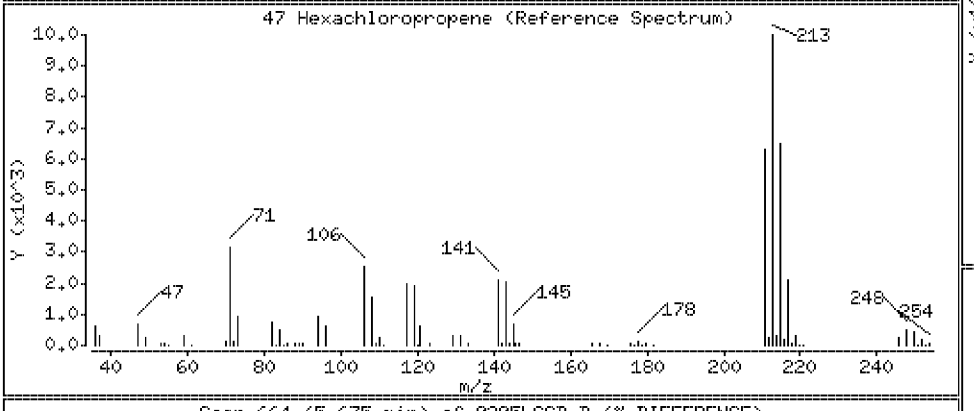

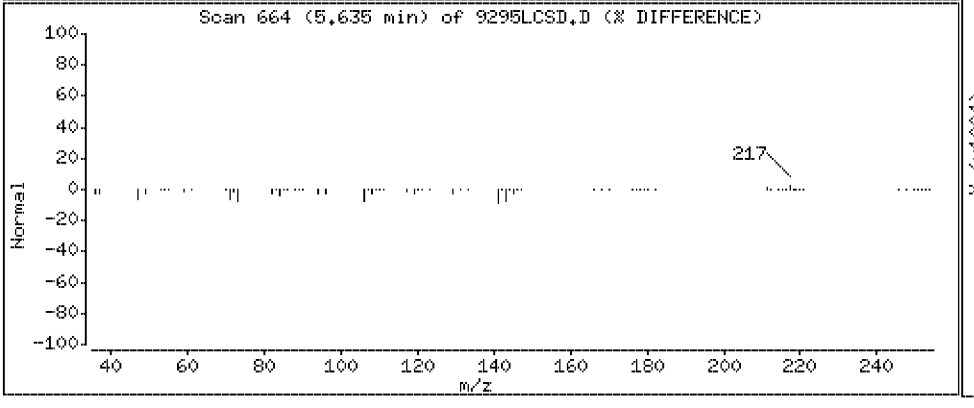

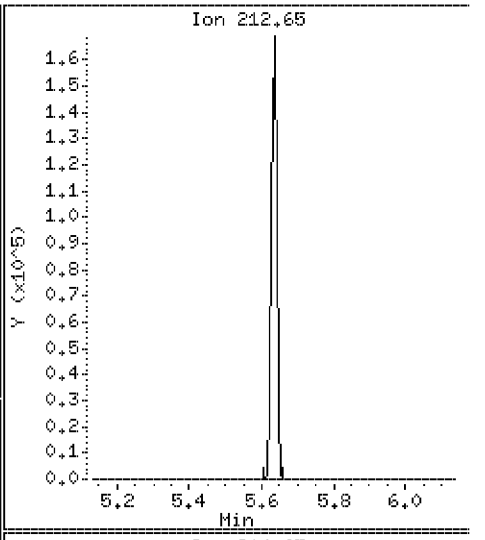

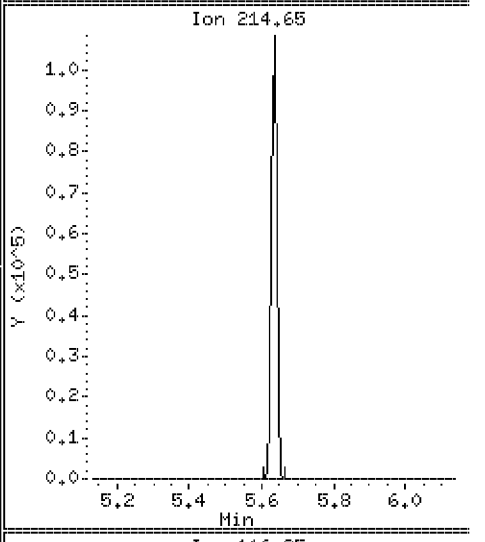

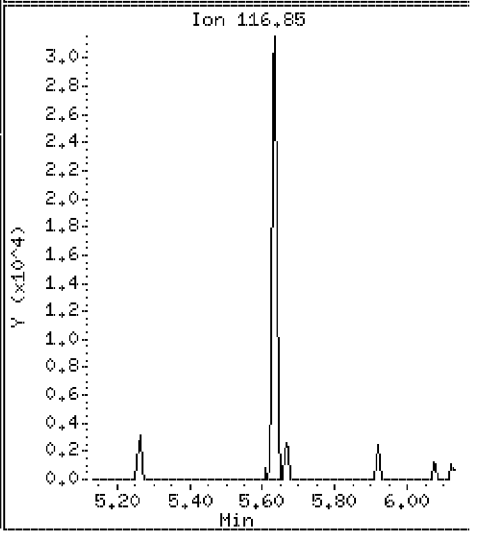

Data File: \\Svecd04\DD\chem\smsd03.i\S305031P.b\9295LCSD.D

Date : 03-MAY-2012 18:00

Client ID: 128811LCSD

Instrument: smsd03.i

Sample Info: SW128811LCSD

Purge Volume: 1000.0

Operator: PEL

Column phase: HPMS-5

Column diameter: 0.25

48 Hexachlorobutadiene

Concentration: 25.8 ug/l

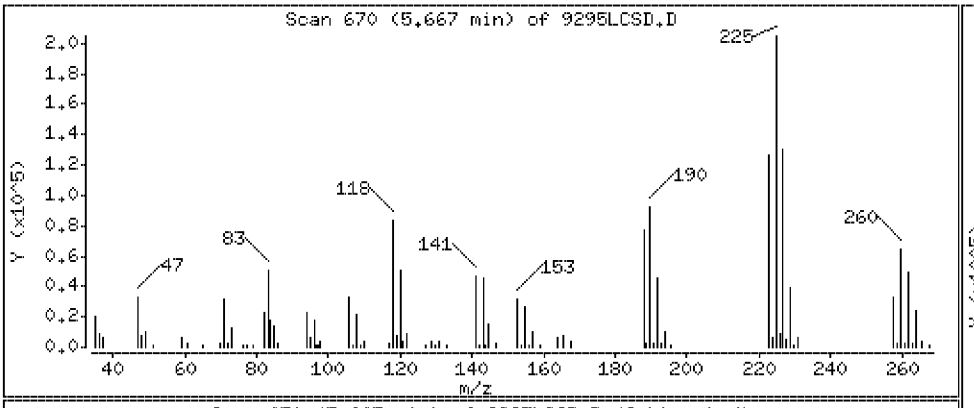

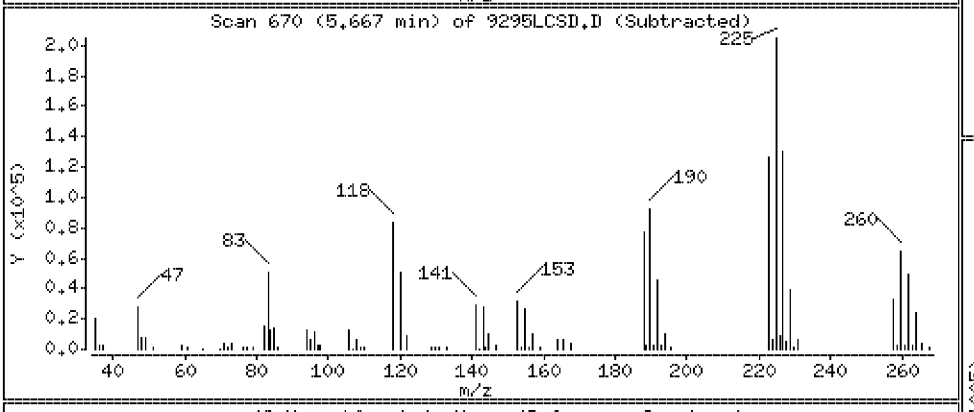

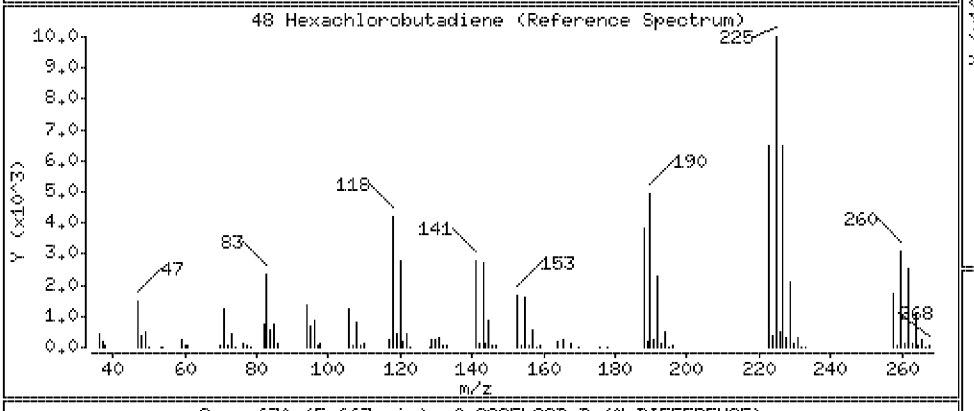

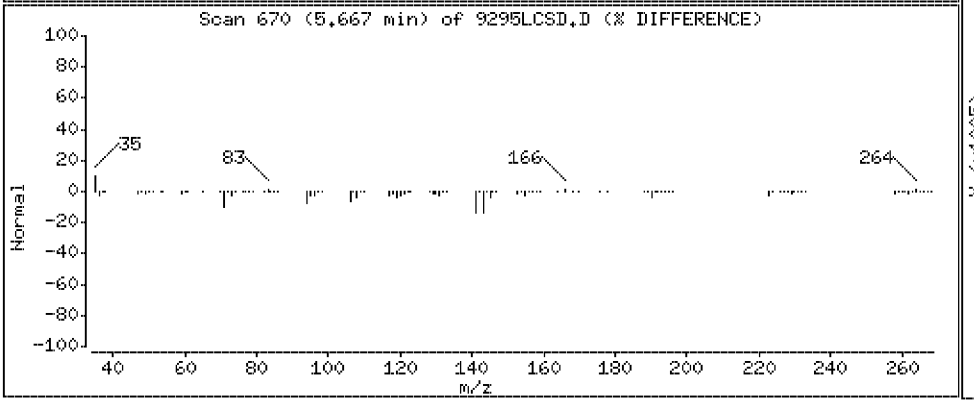

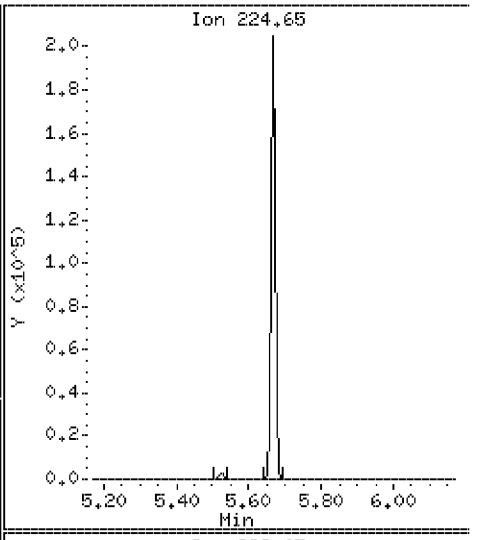

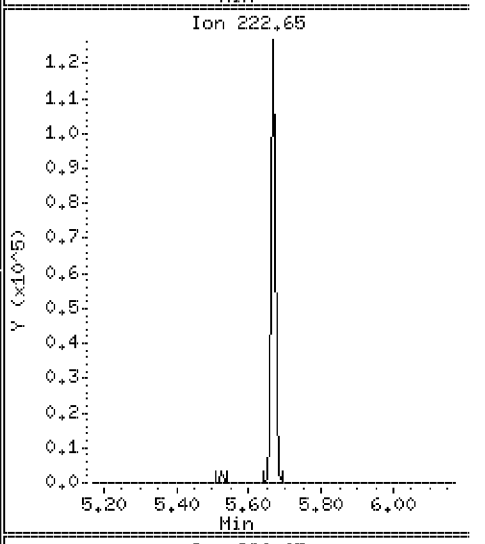

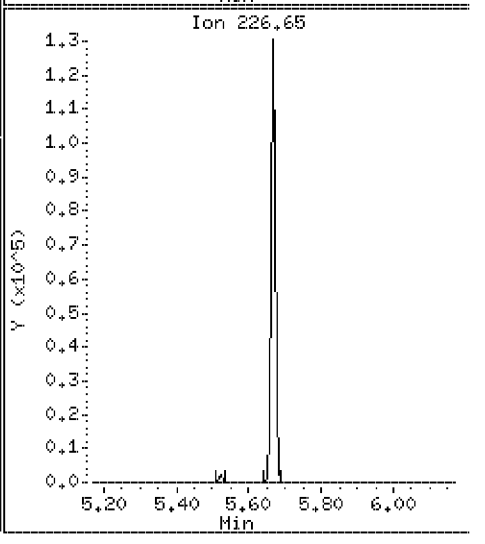

Data File: \\Svecd04\DD\chem\smsd03.i\S305031P.b\9295LCSD.D

Date : 03-MAY-2012 18:00

Client ID: 128811LCSD

Instrument: smsd03.i

Sample Info: SW128811LCSD

Purge Volume: 1000.0

Operator: PEL

Column phase: HPMS-5

Column diameter: 0.25

49 N-Nitrosodi-n-butylamine

Concentration: 32.3 ug/l

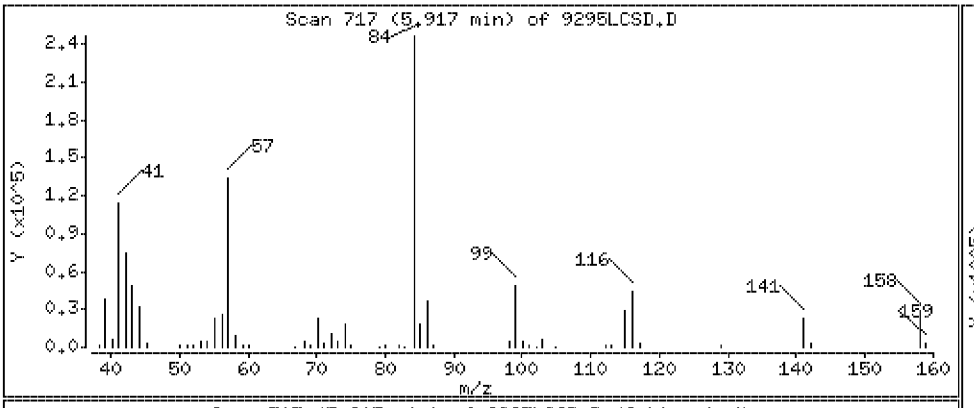

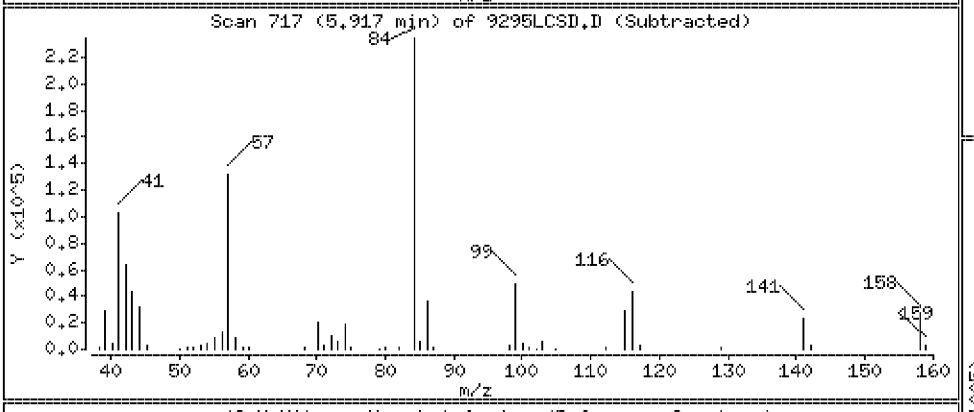

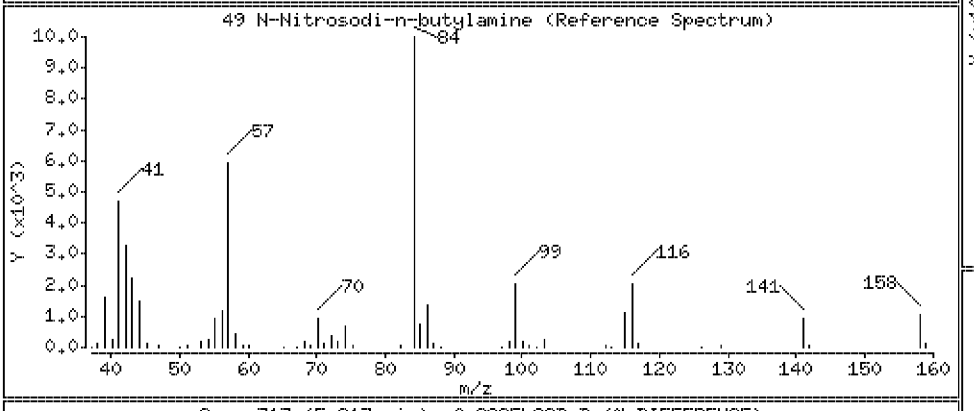

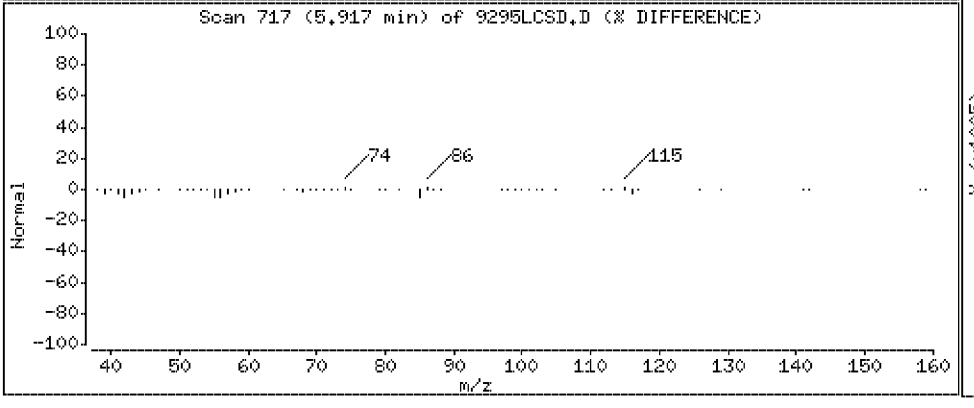

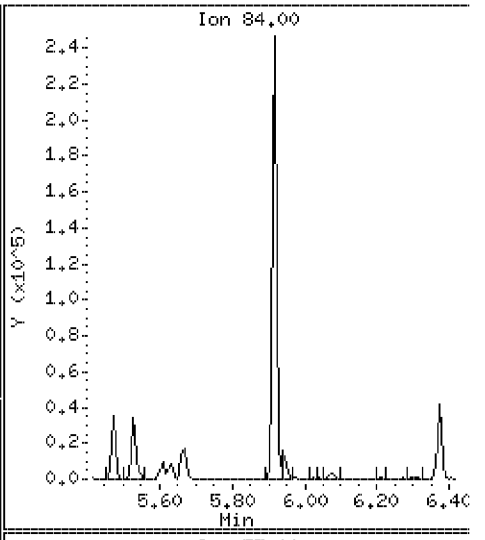

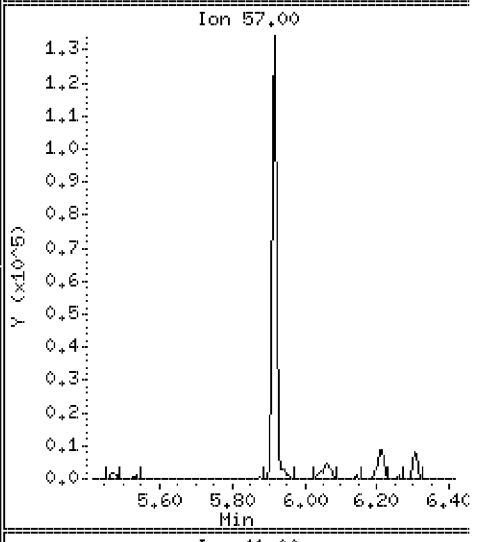

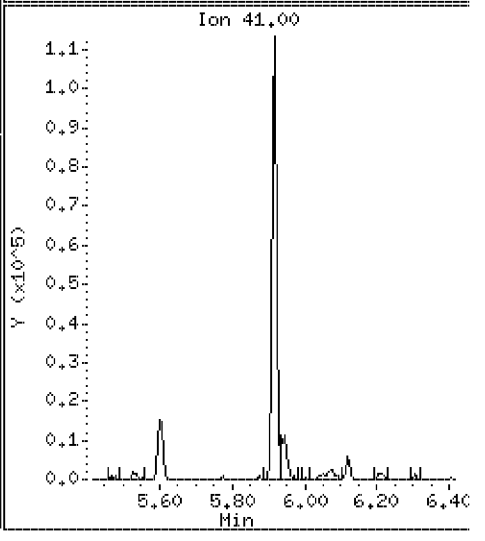

Data File: \\Svecd04\DD\chem\smsd03.i\S305031P.b\9295LCSD.D

Date : 03-MAY-2012 18:00

Client ID: 128811LCSD

Instrument: smsd03.i

Sample Info: SW128811LCSD

Purge Volume: 1000.0

Operator: PEL

Column phase: HPMS-5

Column diameter: 0.25

50 Caprolactam

Concentration: 10.8 ug/l

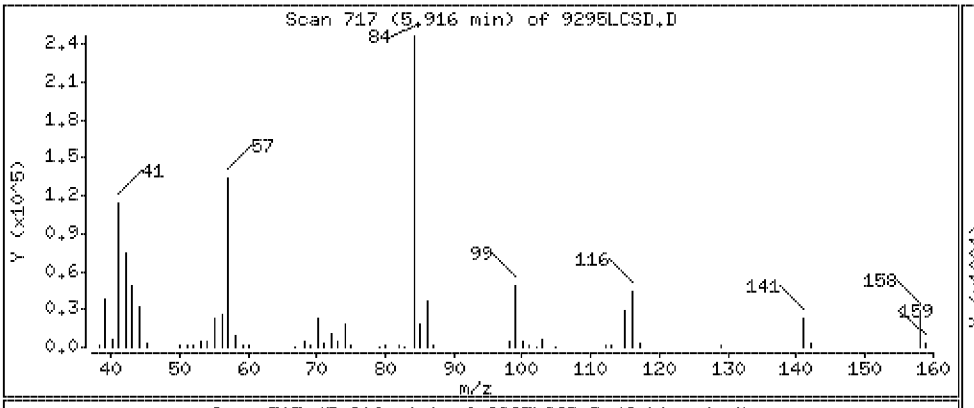

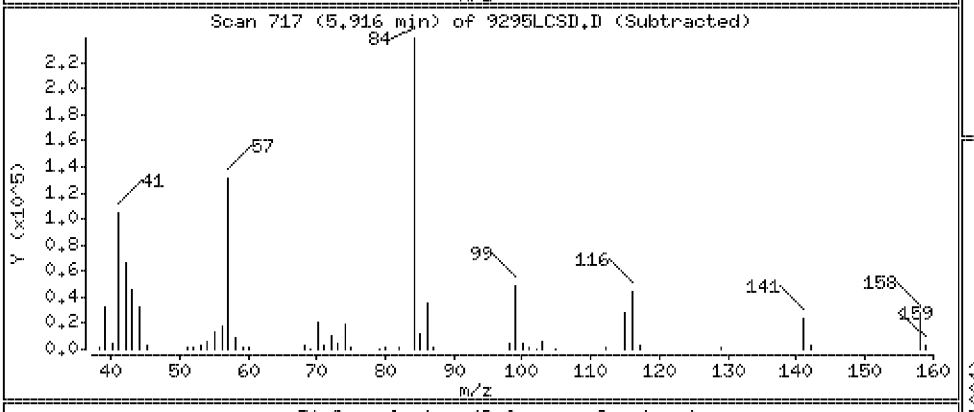

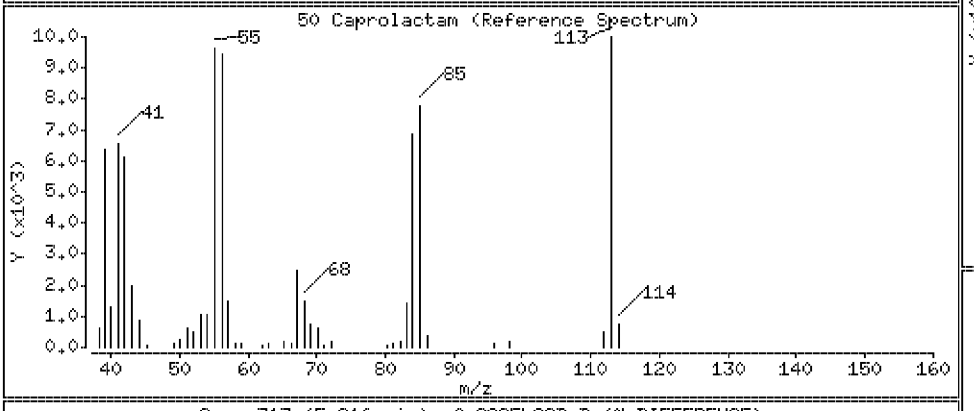

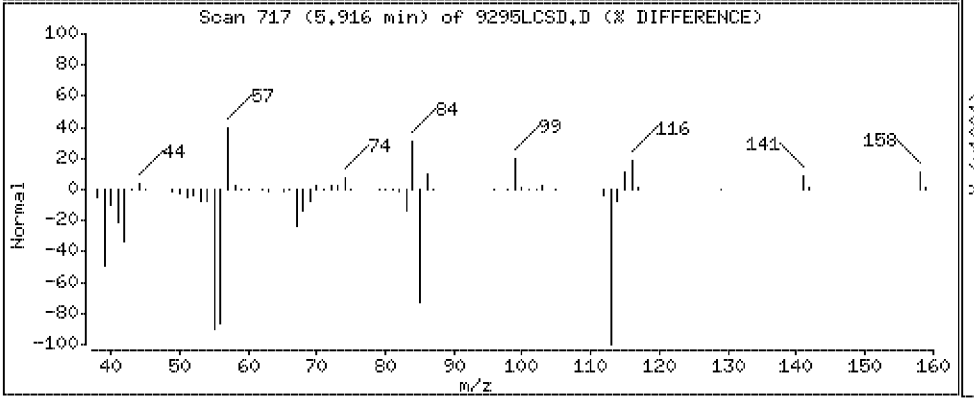

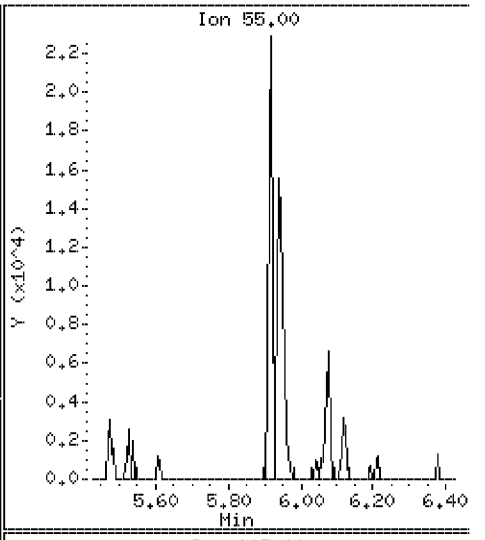

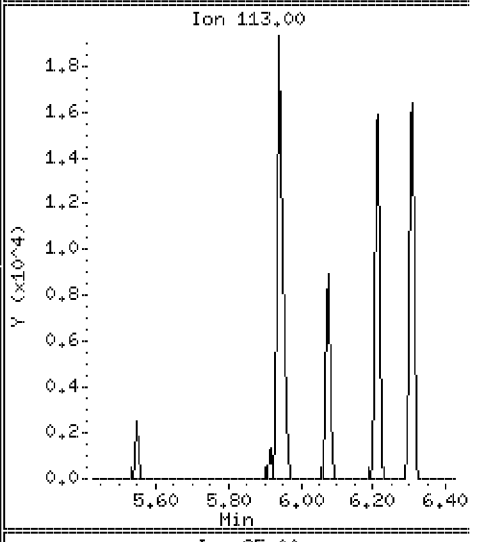

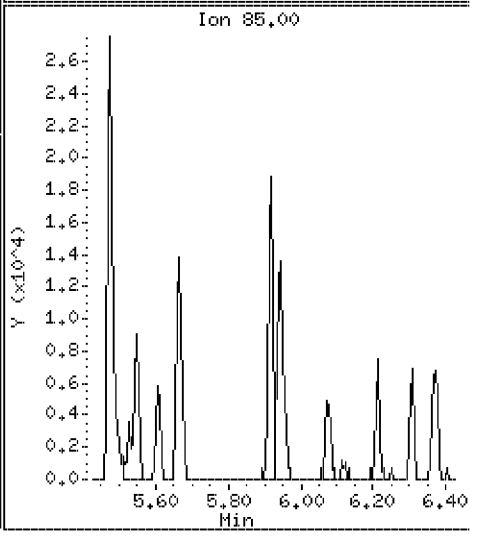

Data File: \\Svecd04\DD\chem\smsd03.i\S305031P.b\9295LCSD.D

Date : 03-MAY-2012 18:00

Client ID: 128811LCSD

Instrument: smsd03.i

Sample Info: SW128811LCSD

Purge Volume: 1000.0

Operator: PEL

Column phase: HPMS-5

Column diameter: 0.25

51 4-Chloro-3-methylphenol

Concentration: 31.9 ug/l

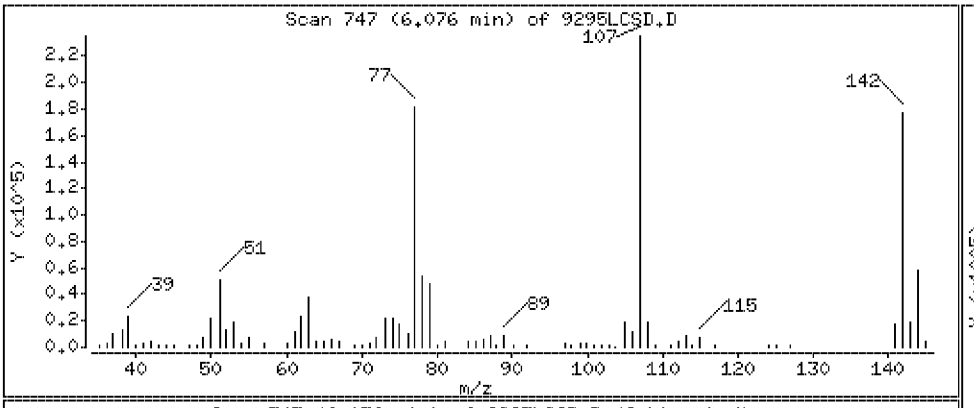

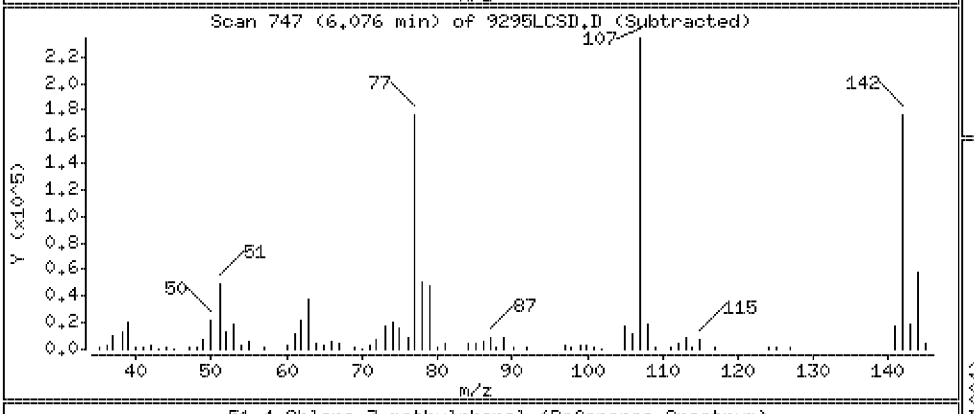

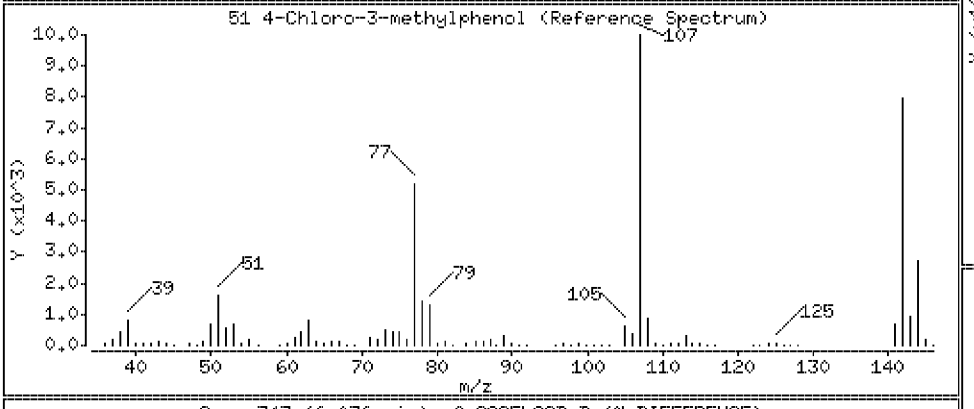

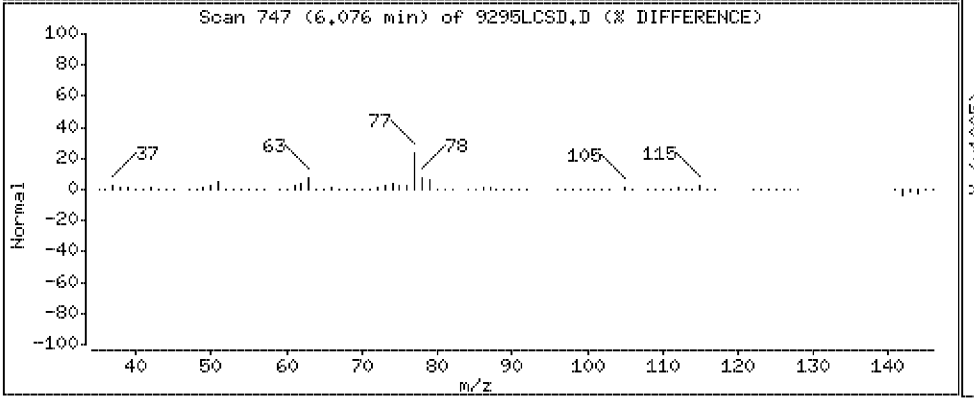

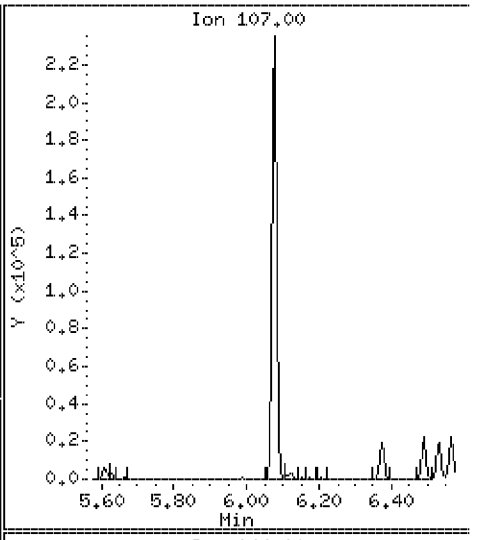

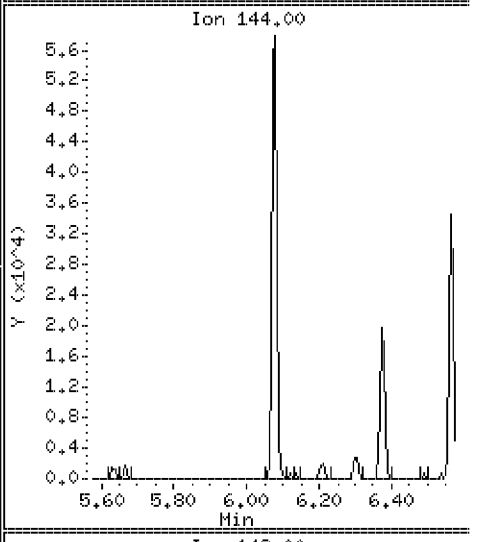

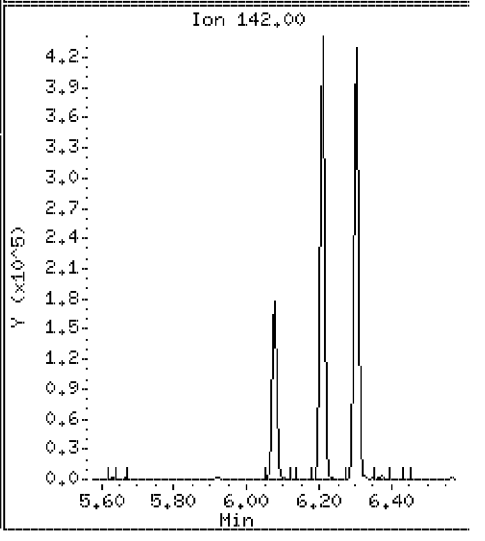

Data File: \\Svecd04\DD\chem\smsd03.i\S305031P.b\9295LCSD.D

Date : 03-MAY-2012 18:00

Client ID: 128811LCSD

Instrument: smsd03.i

Sample Info: SW128811LCSD

Purge Volume: 1000.0

Operator: PEL

Column phase: HPMS-5

Column diameter: 0.25

52 Isosafrole

Concentration: 30.6 ug/l

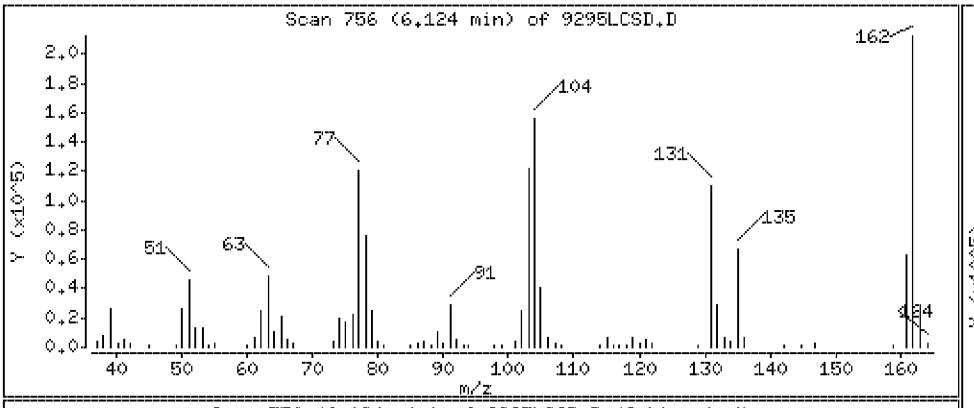

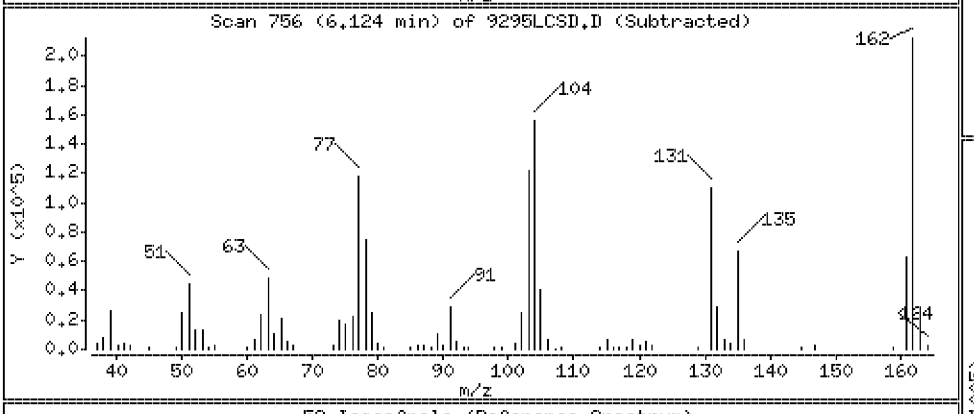

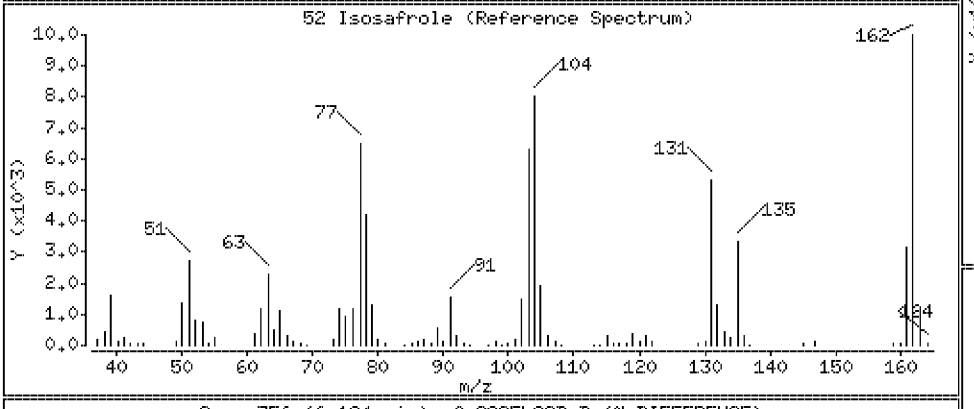

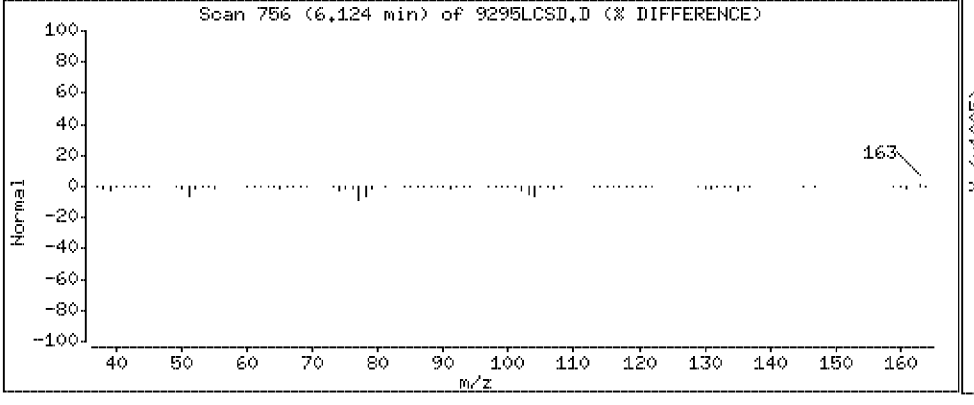

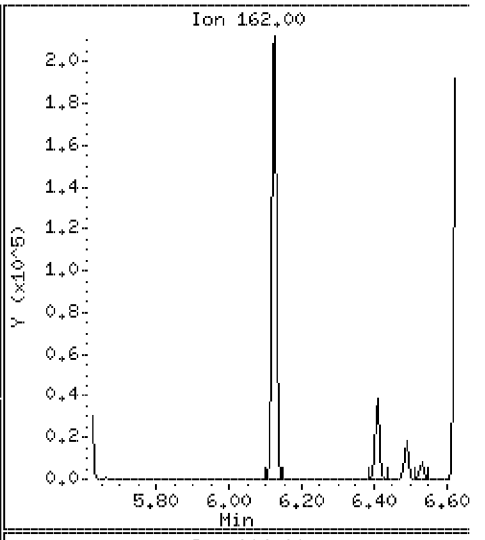

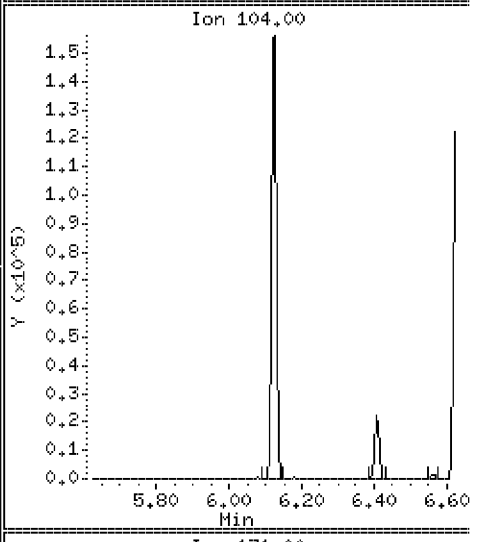

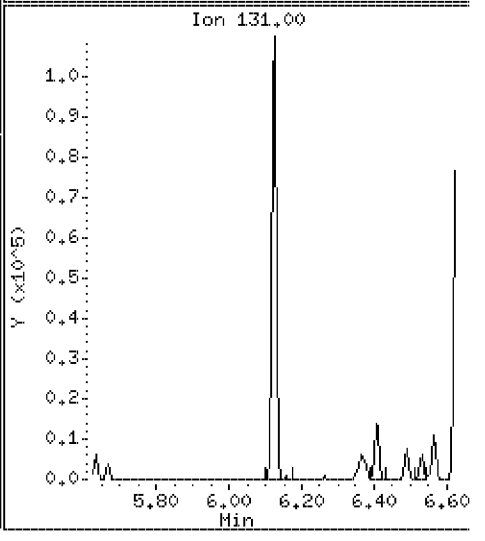

Data File: \\Svecd04\DD\chem\smsd03.i\S305031P.b\9295LCSD.D

Date : 03-MAY-2012 18:00

Client ID: 128811LCSD

Instrument: smsd03.i

Sample Info: SW128811LCSD

Purge Volume: 1000.0

Operator: PEL

Column phase: HPMS-5

Column diameter: 0.25

53 2-Methylnaphthalene

Concentration: 26.5 ug/l

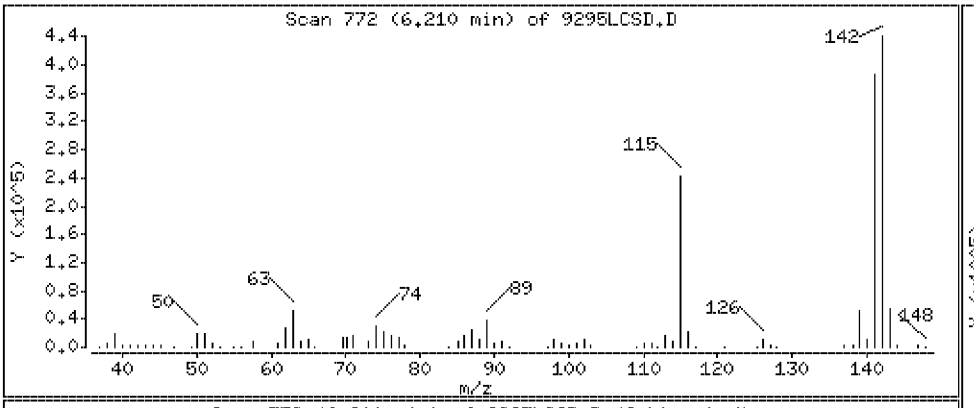

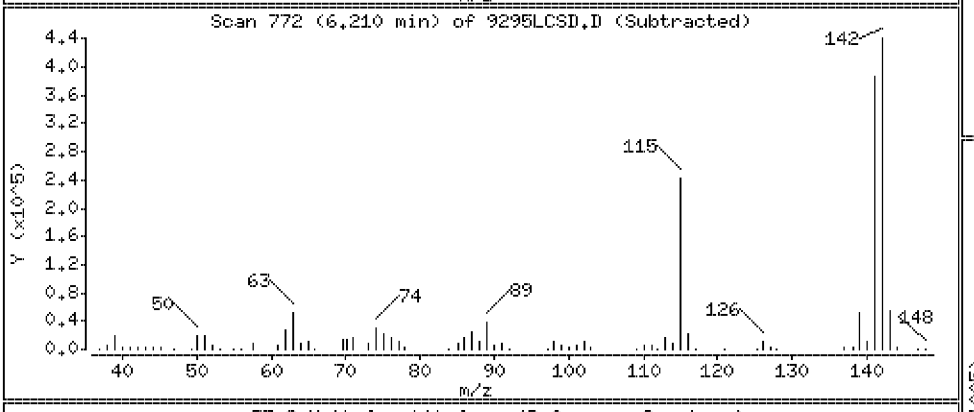

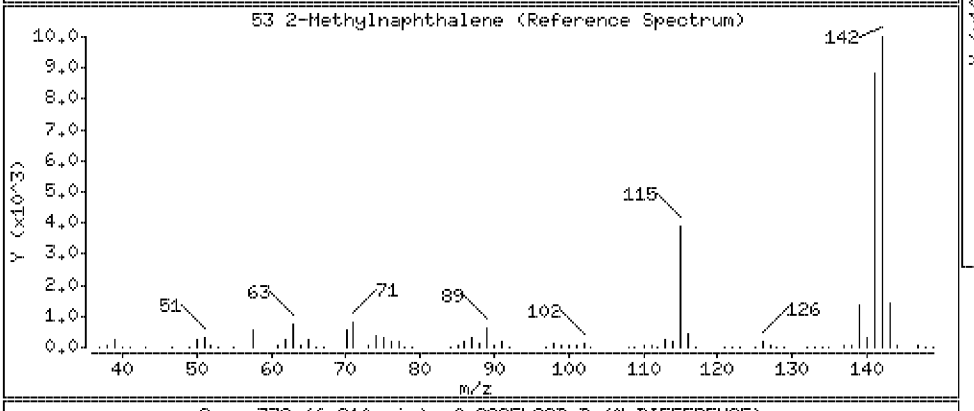

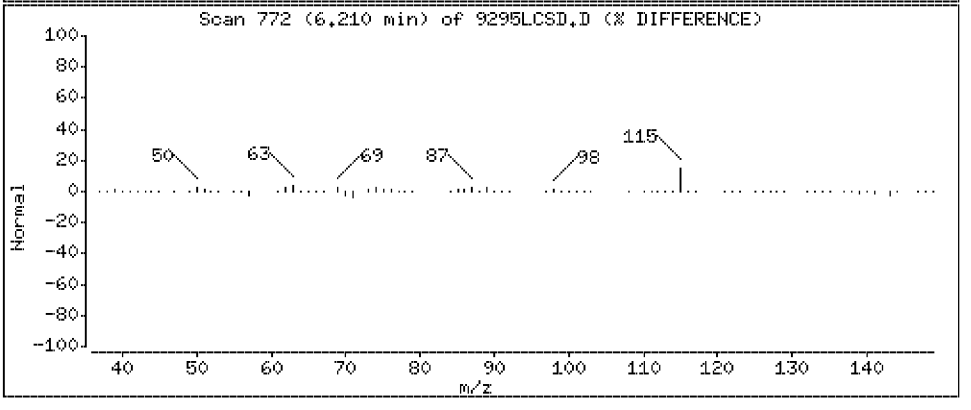

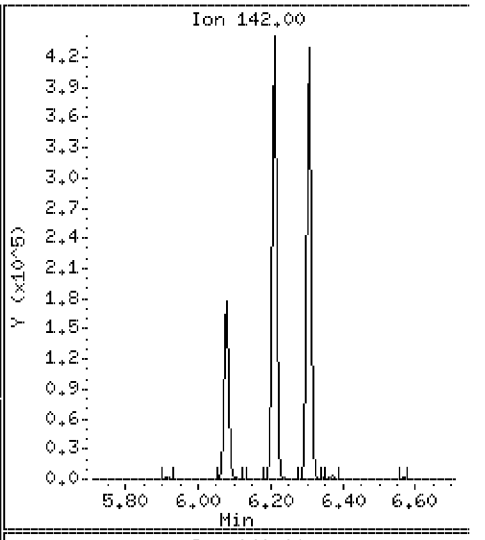

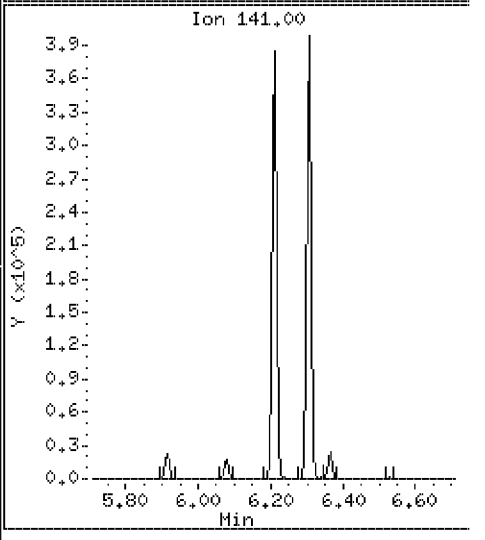

Data File: \\Svecd04\DD\chem\smsd03.i\S305031P.b\9295LCSD.D

Date : 03-MAY-2012 18:00

Client ID: 128811LCSD

Instrument: smsd03.i

Sample Info: SW128811LCSD

Purge Volume: 1000.0

Operator: PEL

Column phase: HPMS-5

Column diameter: 0.25

54 1-Methylnaphthalene

Concentration: 29.2 ug/l

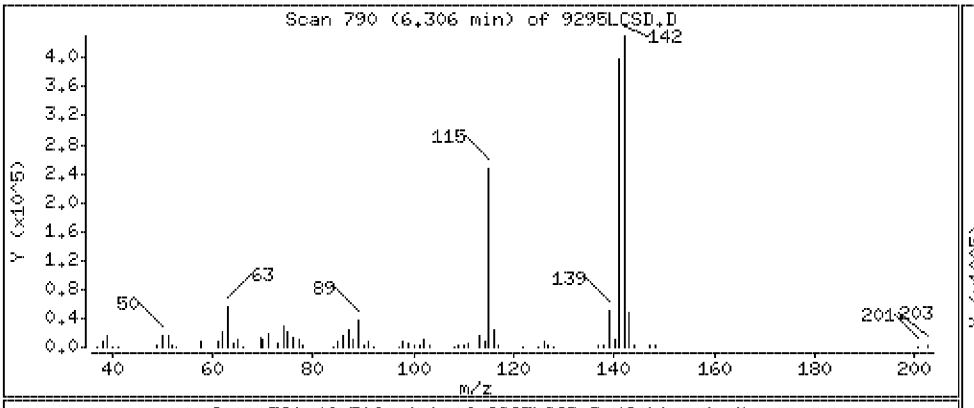

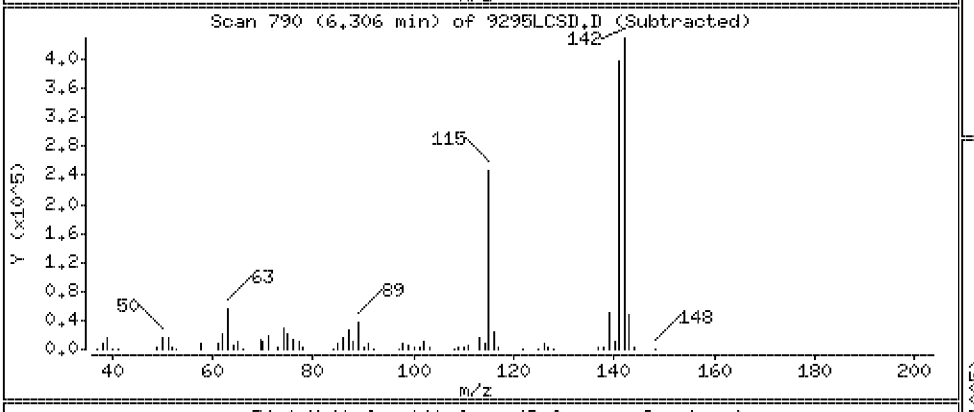

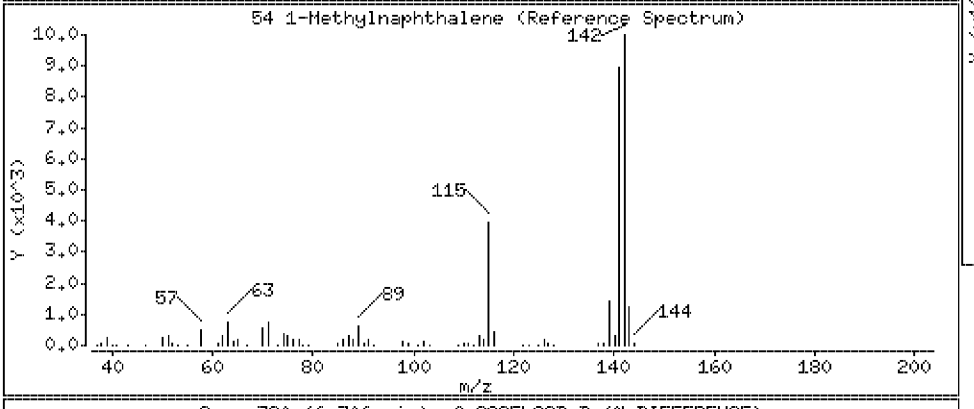

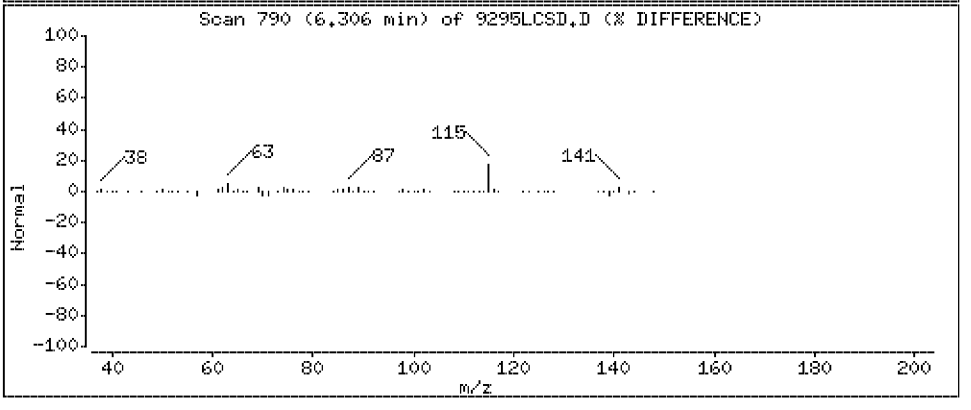

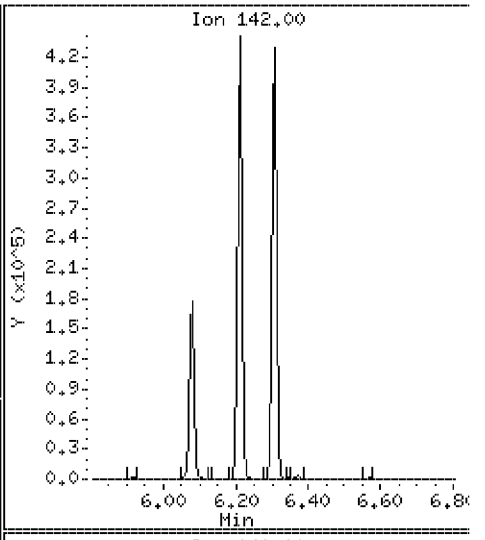

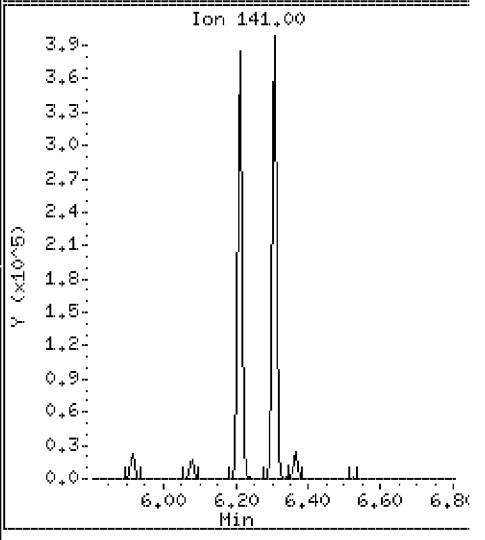

Data File: \\Svecd04\DD\chem\smsd03.i\S305031P.b\9295LCSD.D

Date : 03-MAY-2012 18:00

Client ID: 128811LCSD

Instrument: smsd03.i

Sample Info: SW128811LCSD

Purge Volume: 1000.0

Operator: PEL

Column phase: HPMS-5

Column diameter: 0.25

55 Hexachlorocyclopentadiene

Concentration: 18.3 ug/l

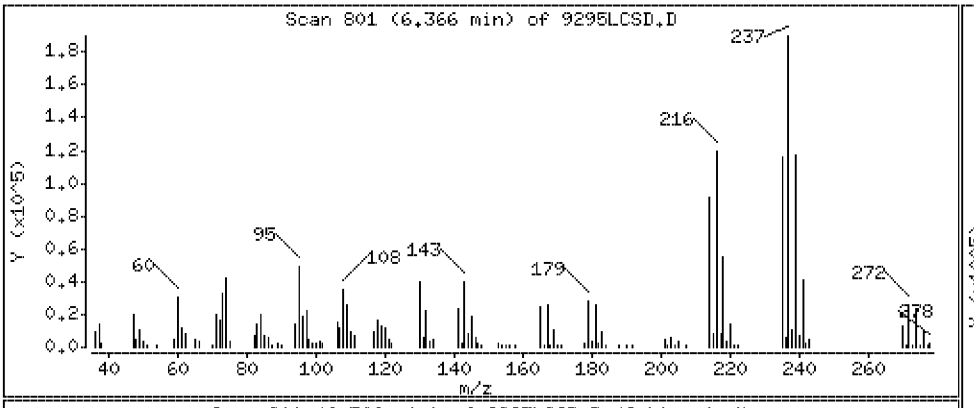

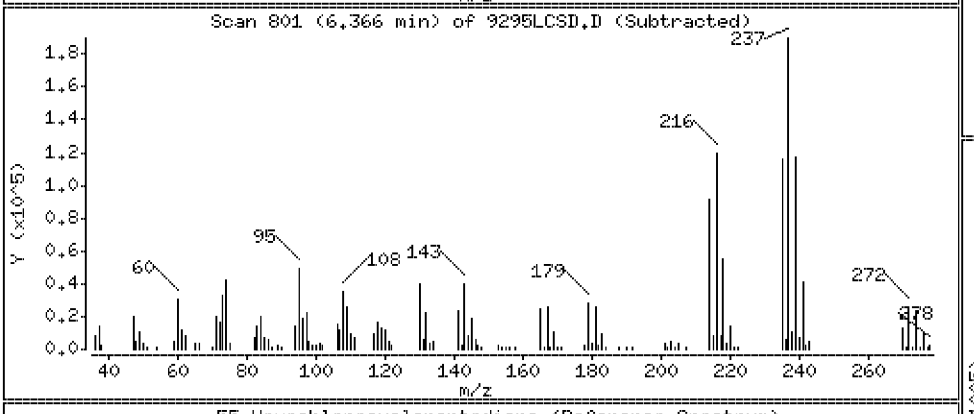

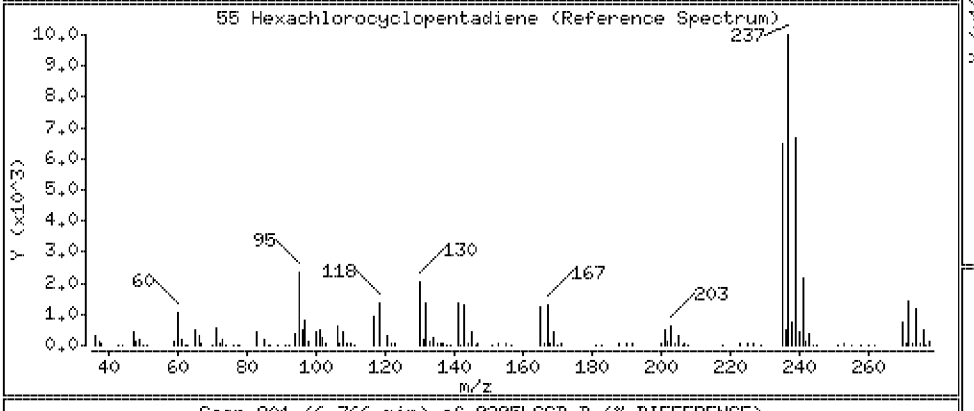

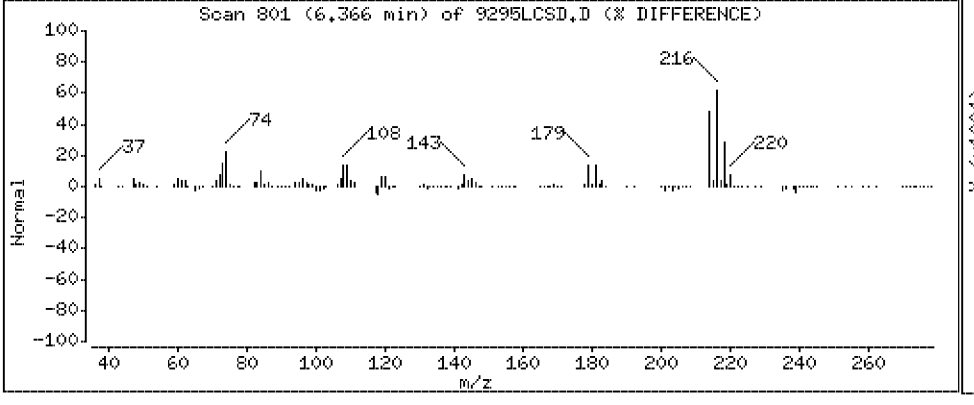

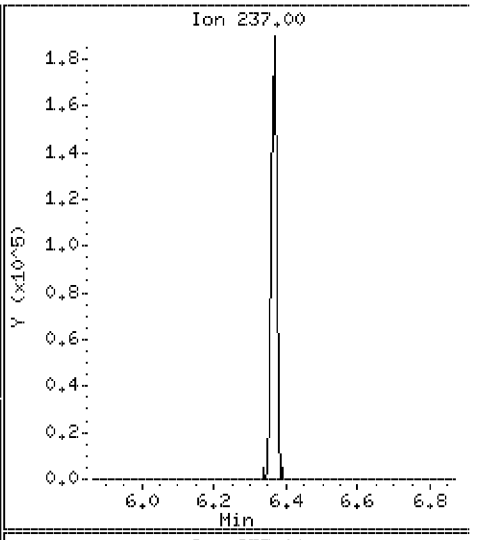

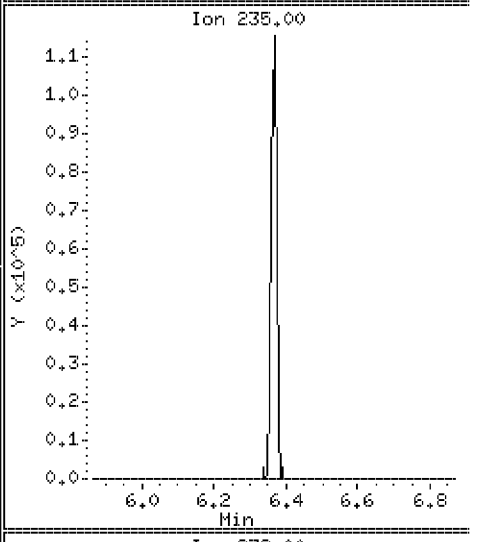

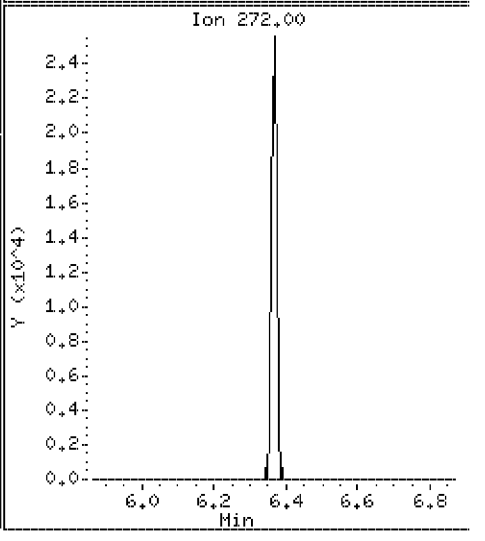

Data File: \\Svecd04\DD\chem\smsd03.i\S305031P.b\9295LCSD.D

Date : 03-MAY-2012 18:00

Client ID: 128811LCSD

Instrument: smsd03.i

Sample Info: SW128811LCSD

Purge Volume: 1000.0

Operator: PEL

Column phase: HPMS-5

Column diameter: 0.25

56 1,2,4,5-Tetrachlorobenzene

Concentration: 25.6 ug/l

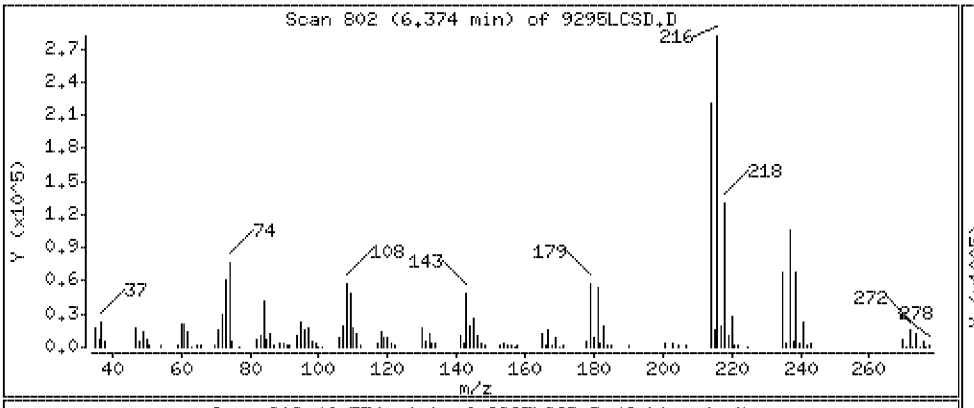

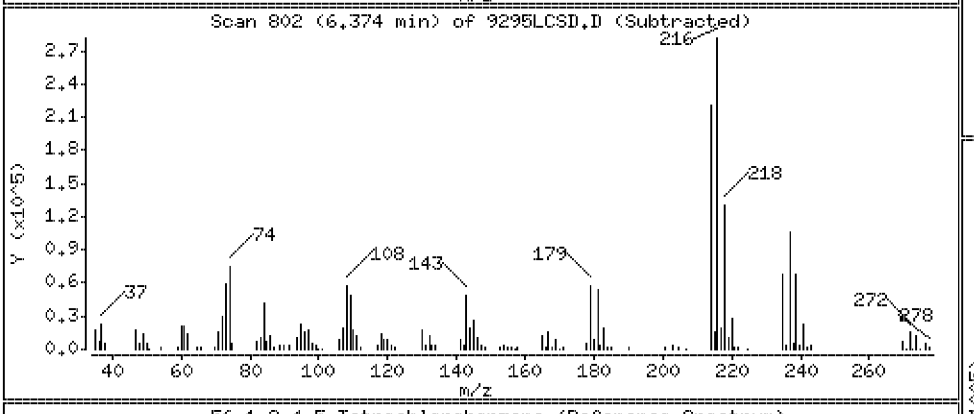

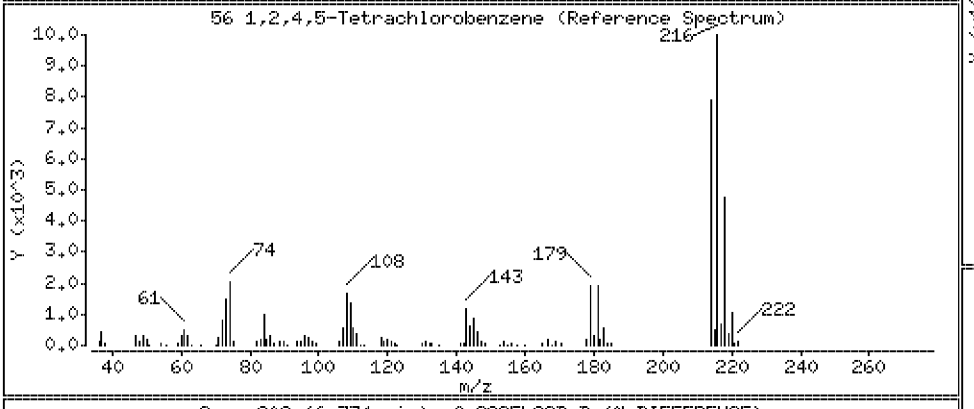

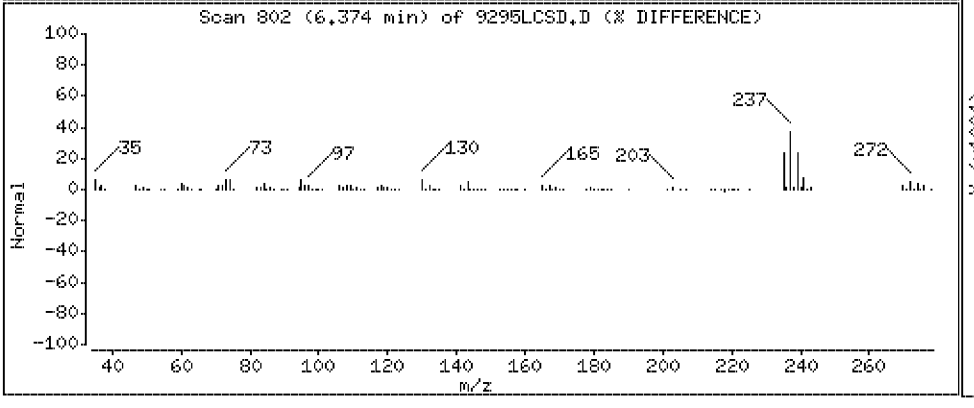

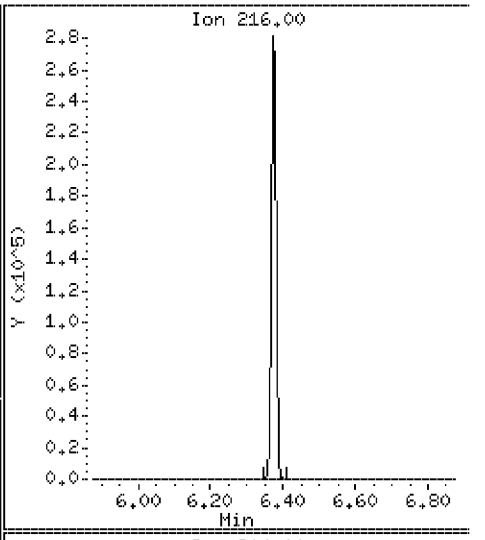

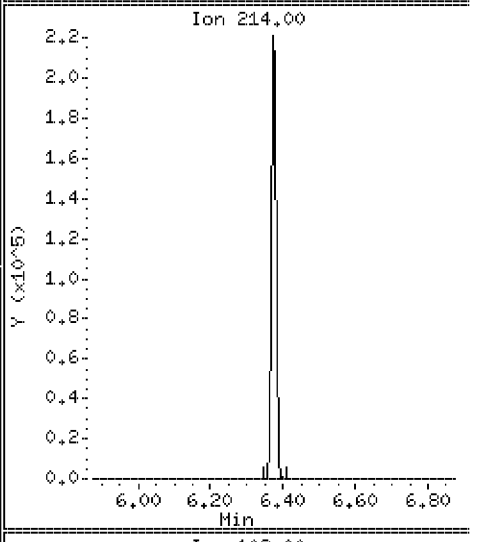

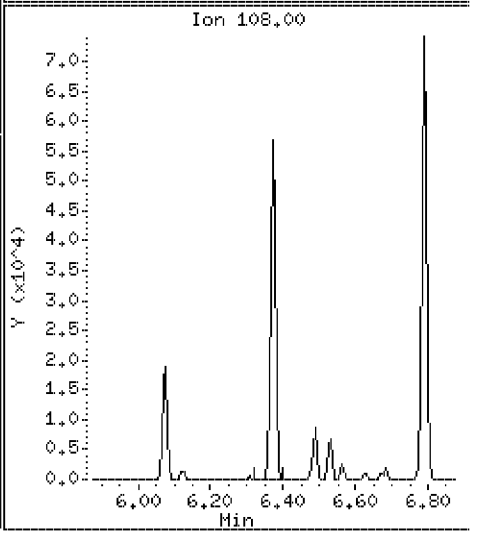

Data File: \\Svecd04\DD\chem\smsd03.i\S305031P.b\9295LCSD.D

Date : 03-MAY-2012 18:00

Client ID: 128811LCSD

Instrument: smsd03.i

Sample Info: SW128811LCSD

Purge Volume: 1000.0

Operator: PEL

Column phase: HPMS-5

Column diameter: 0.25

57 2,4,6-Trichlorophenol

Concentration: 32.9 ug/l

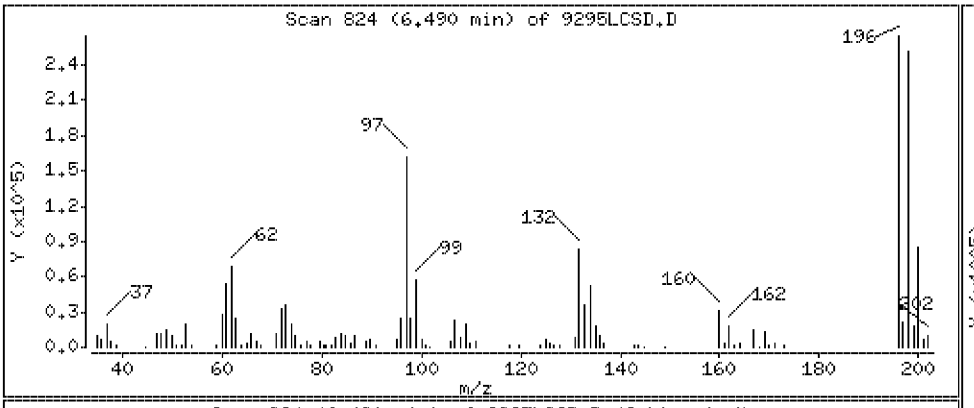

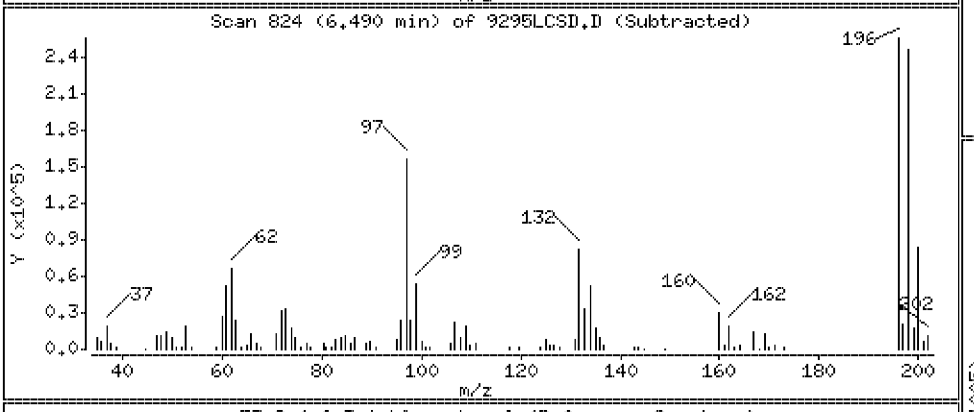

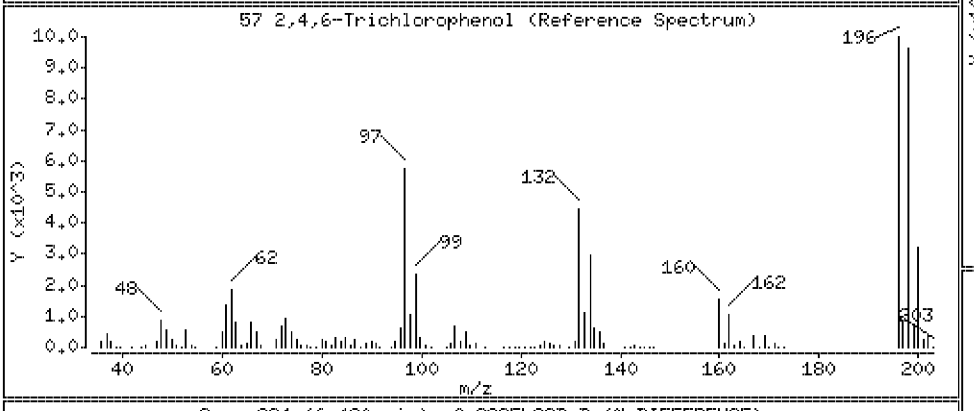

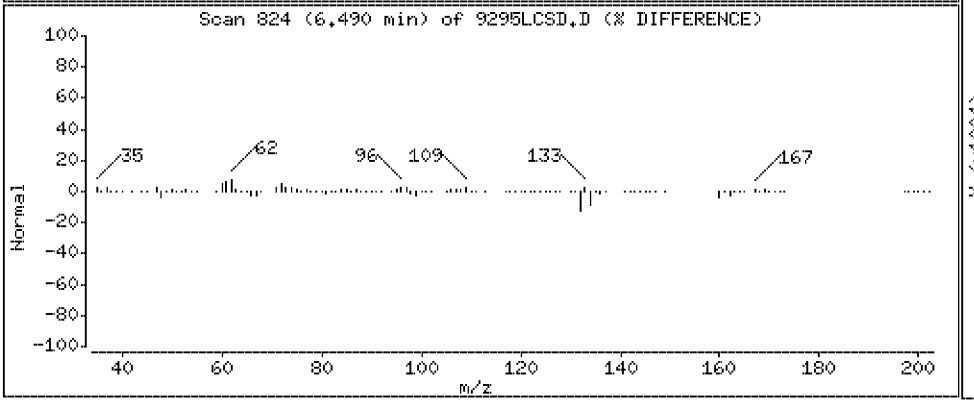

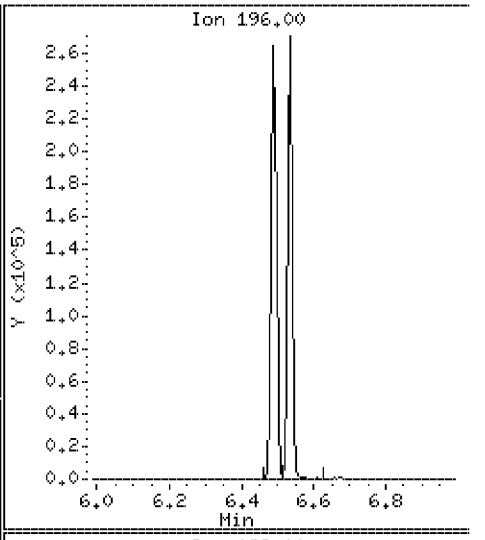

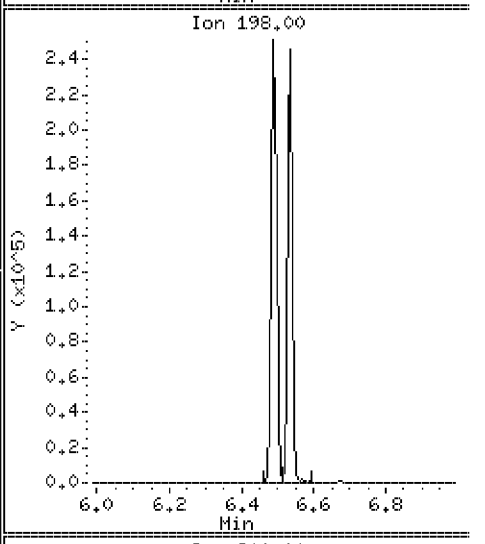

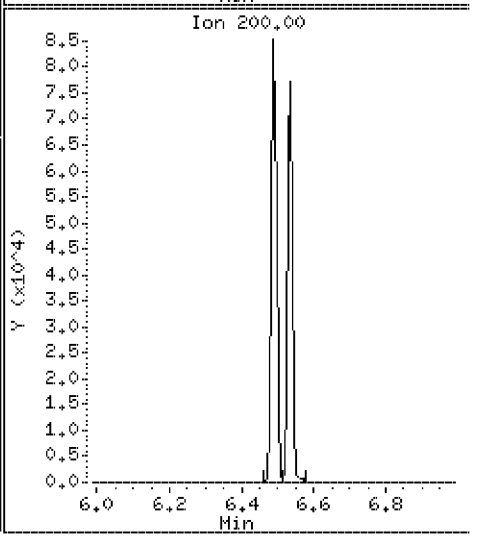

Data File: \\Svecd04\DD\chem\smsd03.i\S305031P.b\9295LCSD.D

Date : 03-MAY-2012 18:00

Client ID: 128811LCSD

Instrument: smsd03.i

Sample Info: SW128811LCSD

Purge Volume: 1000.0

Operator: PEL

Column phase: HPMS-5

Column diameter: 0.25

58 2,4,5-Trichlorophenol

Concentration: 38.5 ug/l

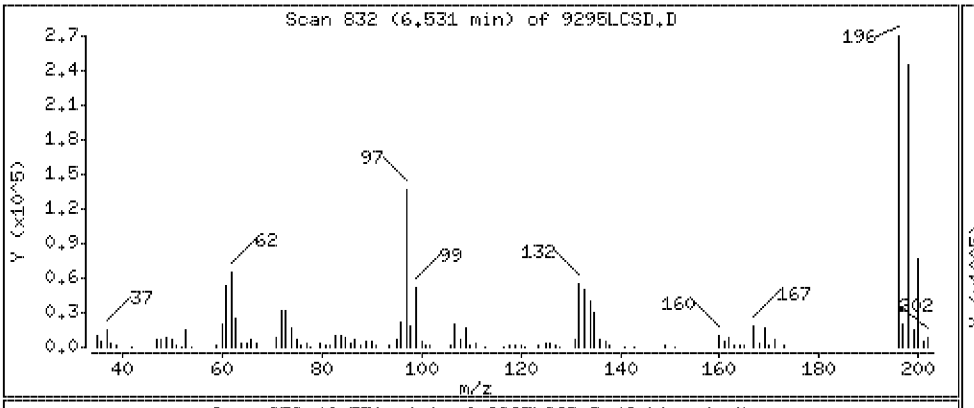

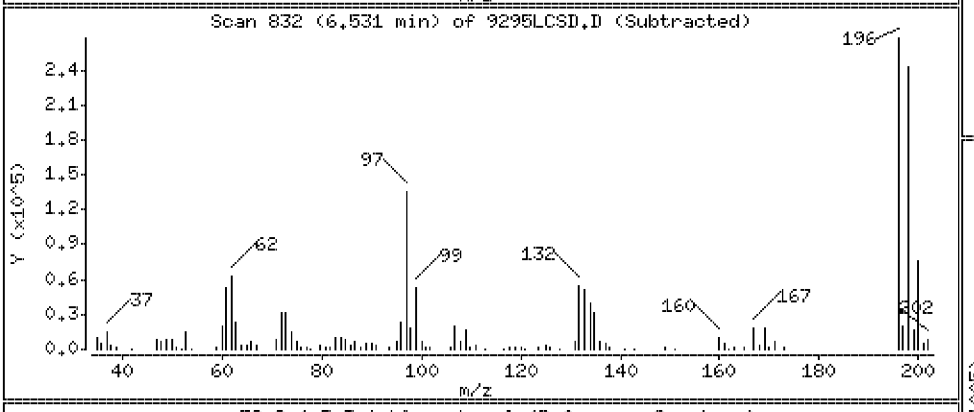

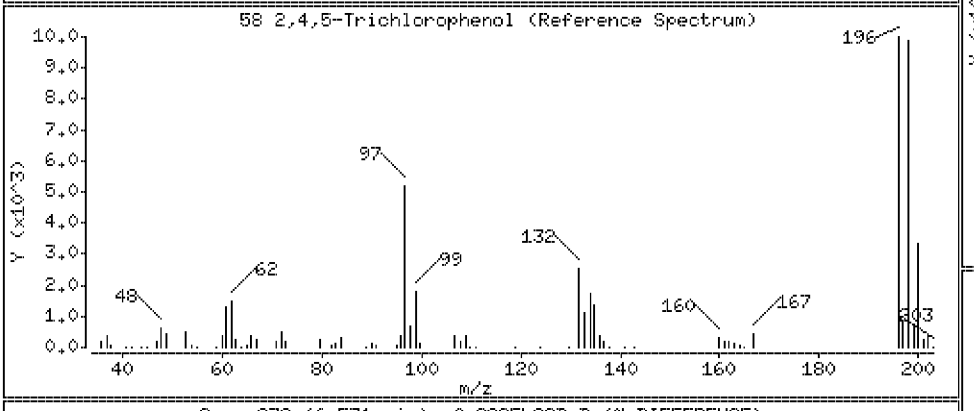

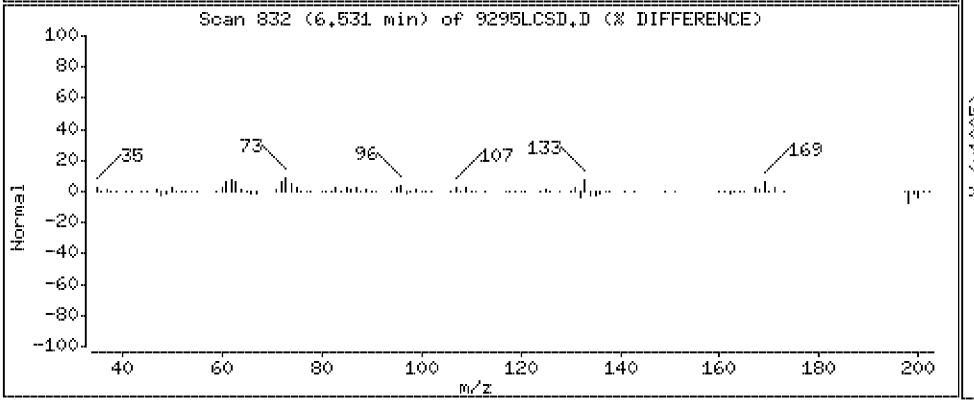

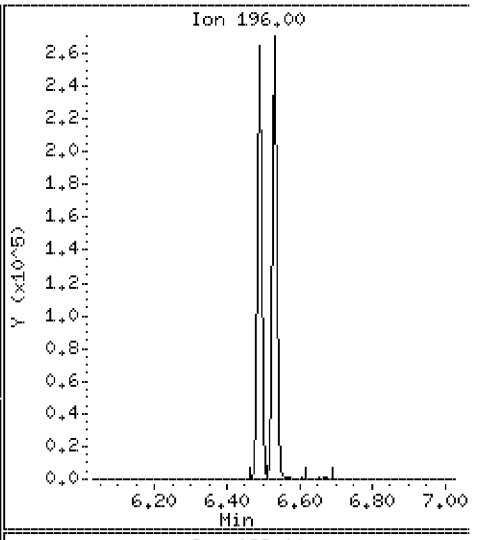

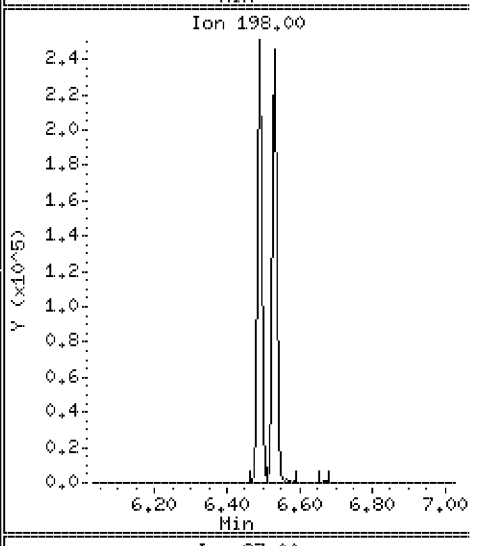

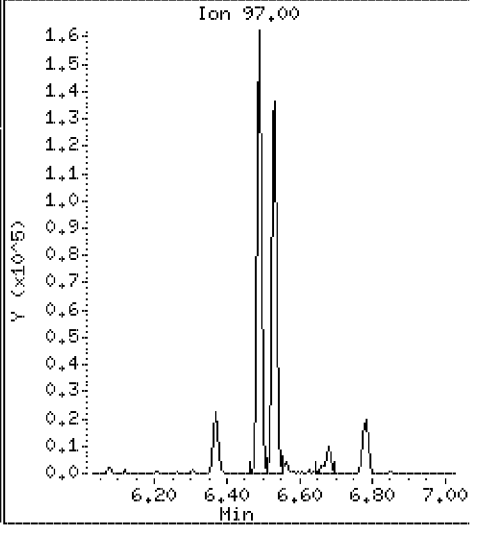

Data File: \\Svecd04\DD\chem\smsd03.i\S305031P.b\9295LCSD.D

Date : 03-MAY-2012 18:00

Client ID: 128811LCSD

Instrument: smsd03.i

Sample Info: SW128811LCSD

Purge Volume: 1000.0

Operator: PEL

Column phase: HPMS-5

Column diameter: 0.25

60 Safrole

Concentration: 35.1 ug/l

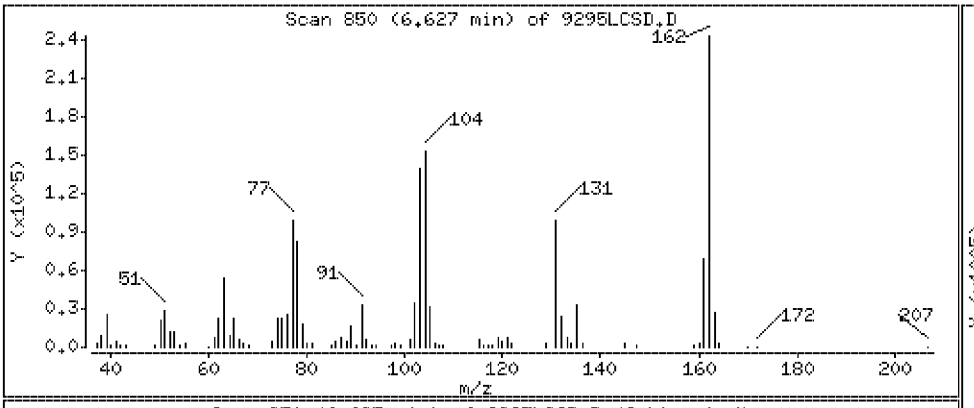

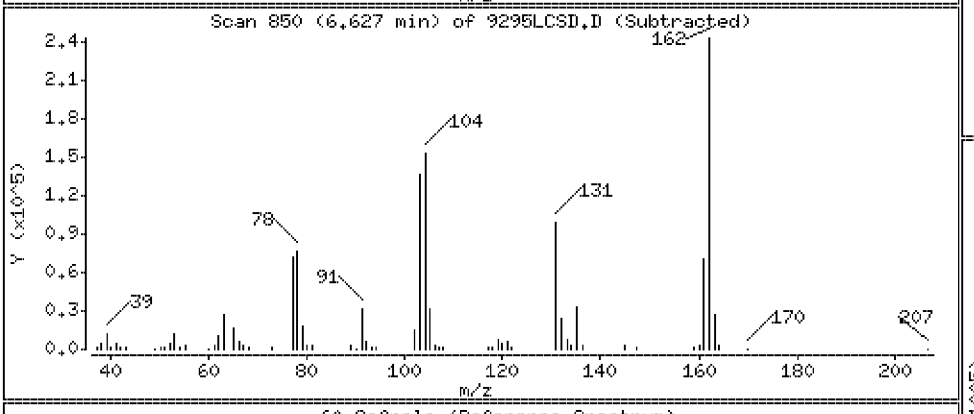

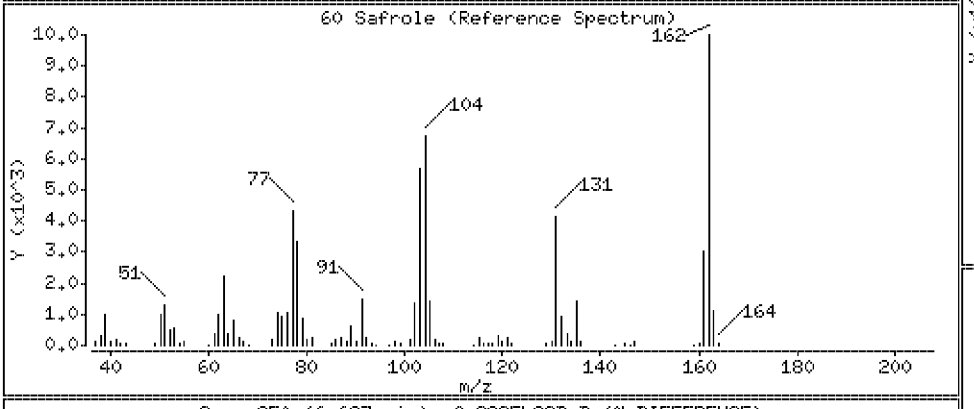

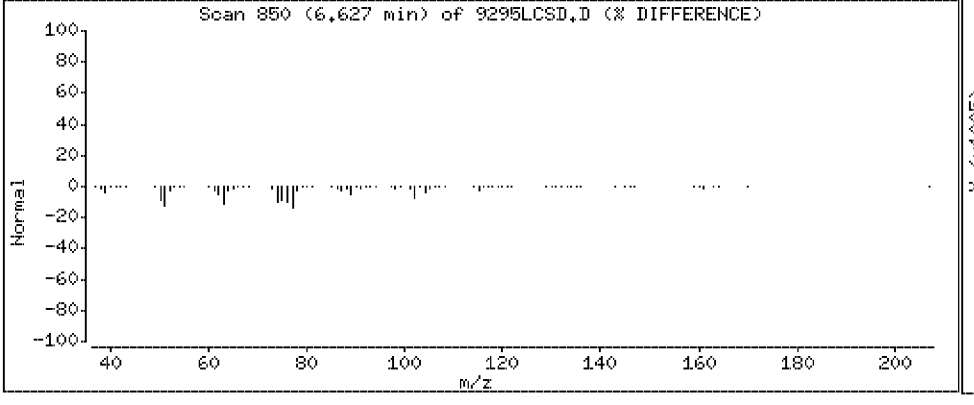

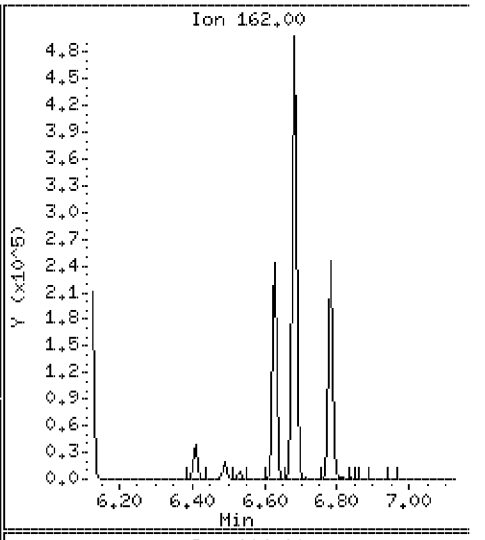

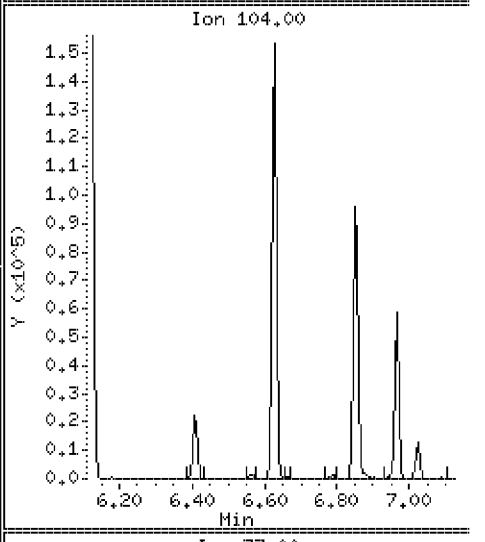

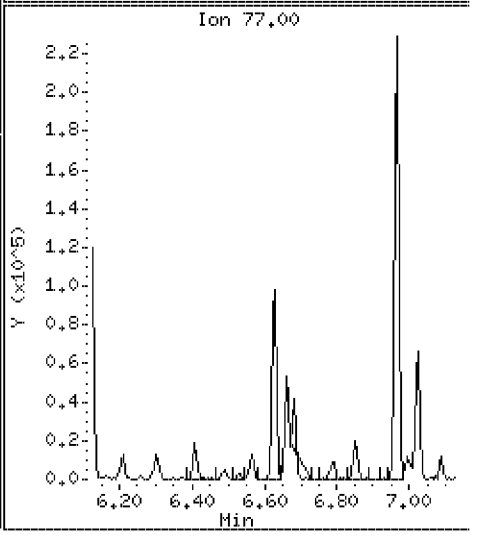

Data File: \\Svecd04\DD\chem\smsd03.i\S305031P.b\9295LCSD.D

Date : 03-MAY-2012 18:00

Client ID: 128811LCSD

Instrument: smsd03.i

Sample Info: SW128811LCSD

Purge Volume: 1000.0

Operator: PEL

Column phase: HPMS-5

Column diameter: 0.25

61 1,1-Biphenyl

Concentration: 29.4 ug/l

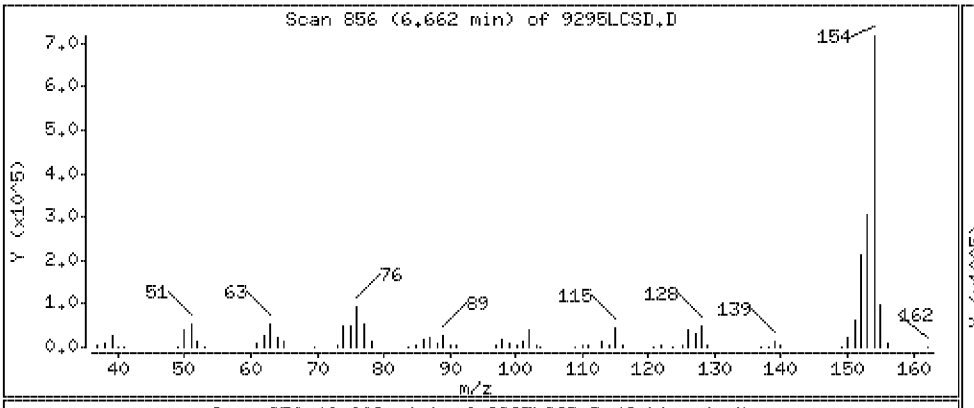

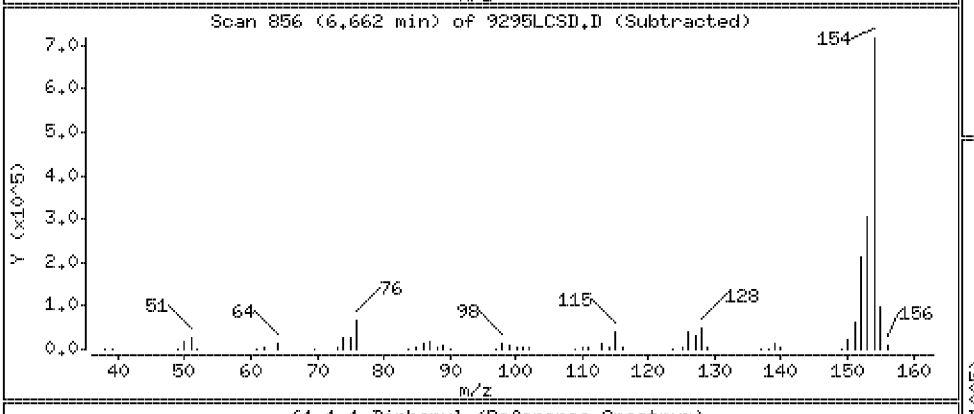

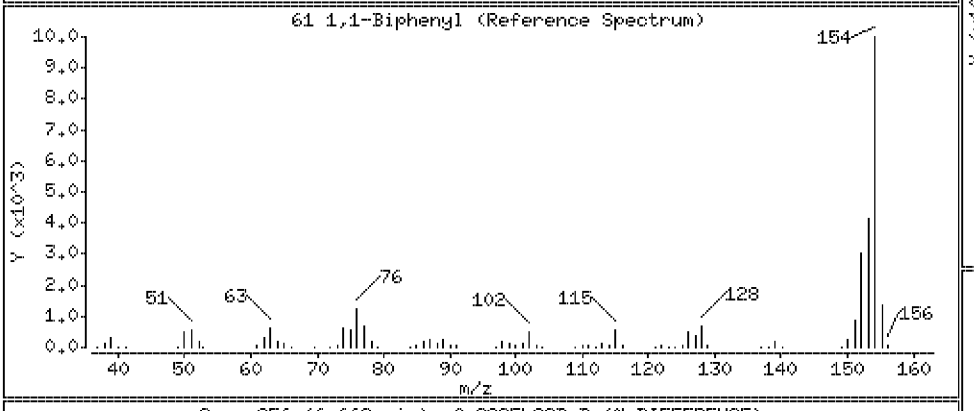

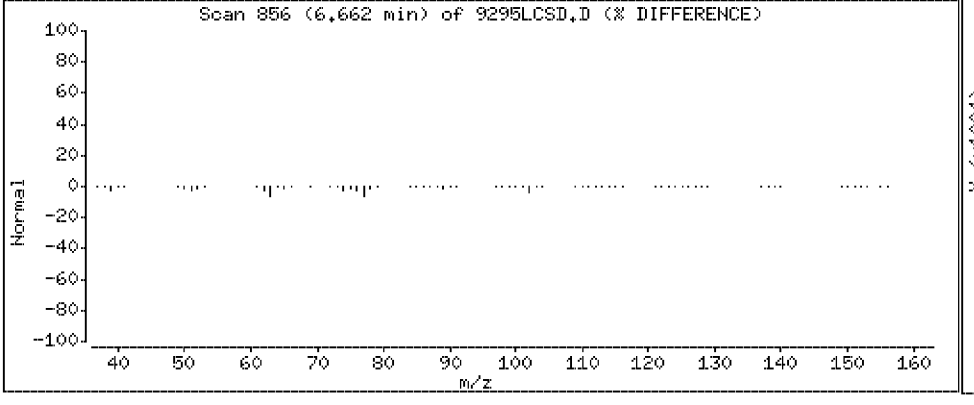

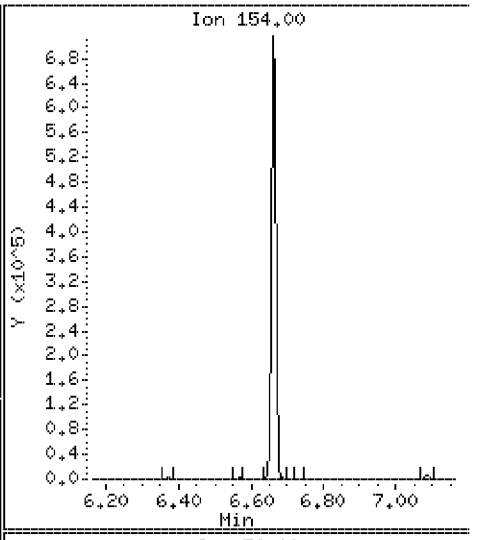

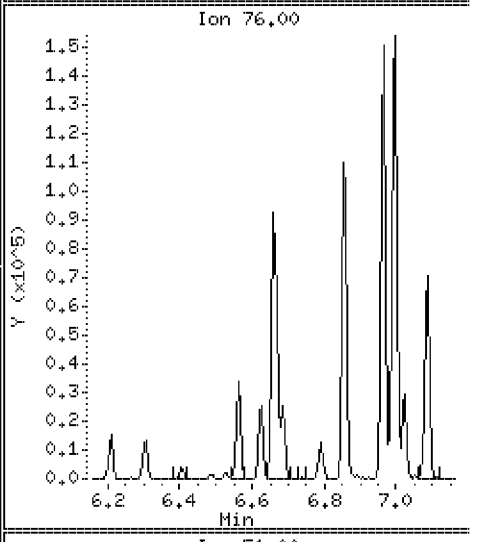

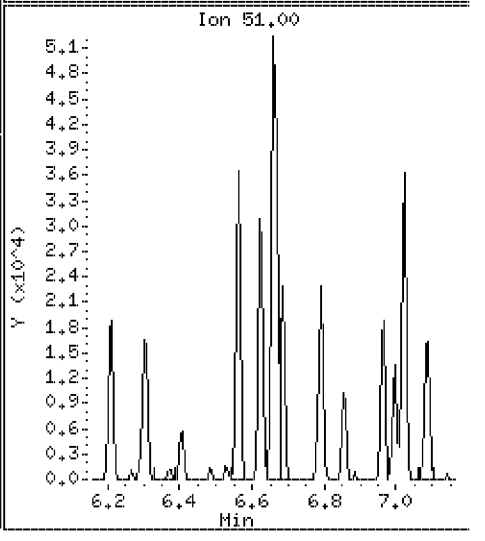

Data File: \\Svecd04\DD\chem\smsd03.i\S305031P.b\9295LCSD.D

Date : 03-MAY-2012 18:00

Client ID: 128811LCSD

Instrument: smsd03.i

Sample Info: SW128811LCSD

Purge Volume: 1000.0

Operator: PEL

Column phase: HPMS-5

Column diameter: 0.25

62 2-Chloronaphthalene

Concentration: 28.0 ug/l

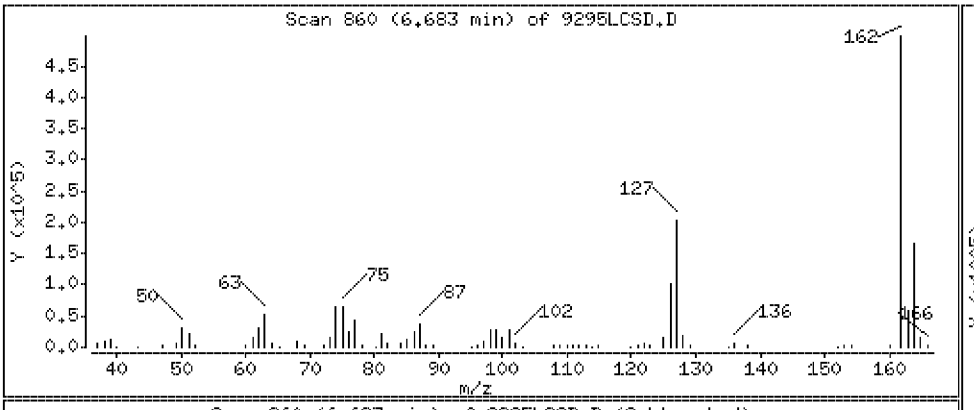

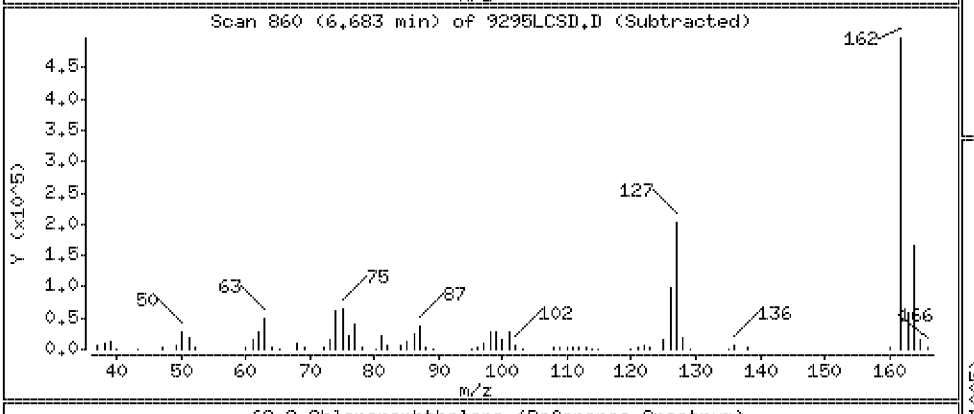

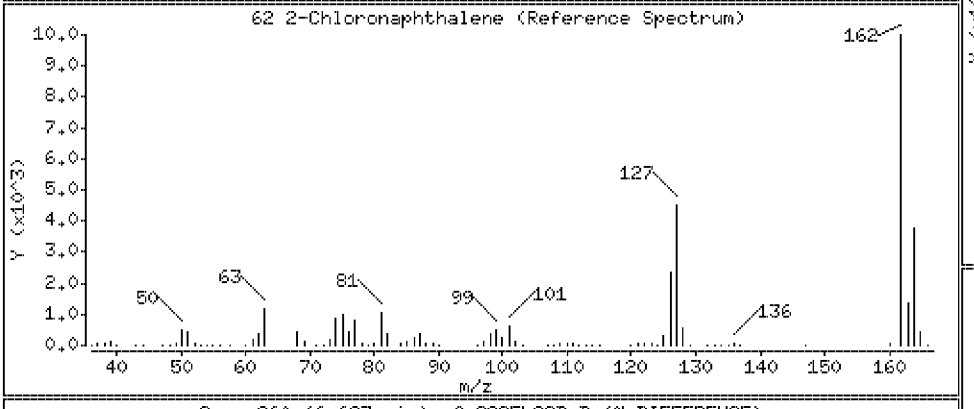

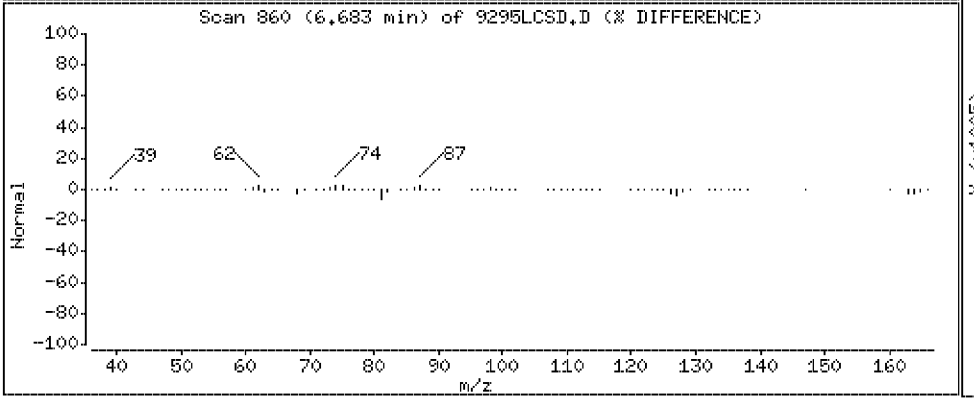

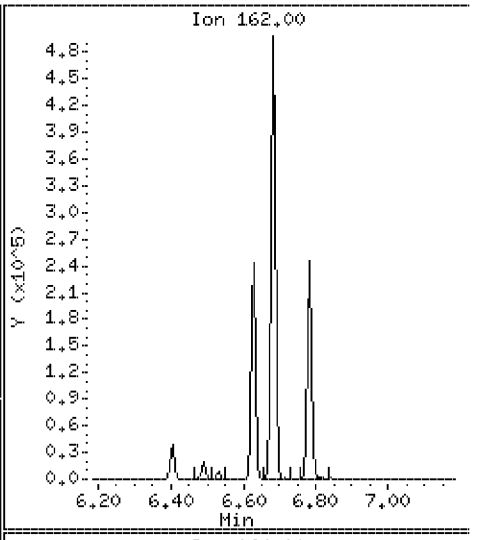

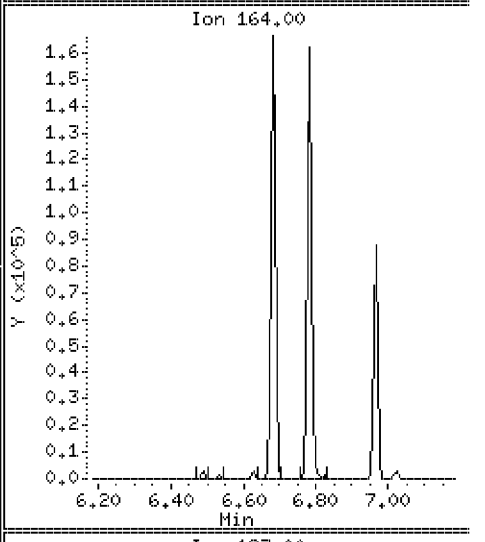

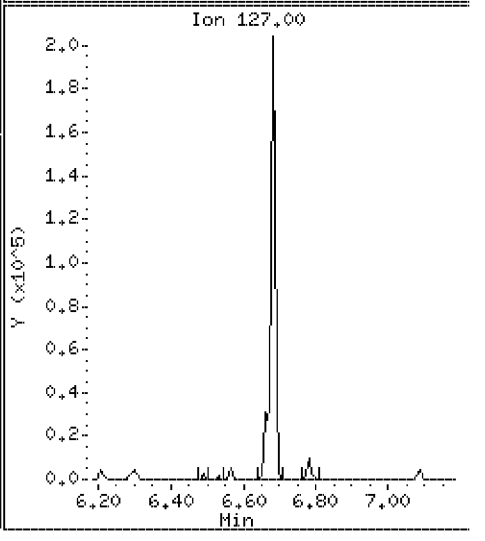

Data File: \\Svecd04\DD\chem\smsd03.i\S305031P.b\9295LCSD.D

Date : 03-MAY-2012 18:00

Client ID: 128811LCSD

Instrument: smsd03.i

Sample Info: SW128811LCSD

Purge Volume: 1000.0

Operator: PEL

Column phase: HPMS-5

Column diameter: 0.25

63 2-Nitroaniline

Concentration: 40.4 ug/l

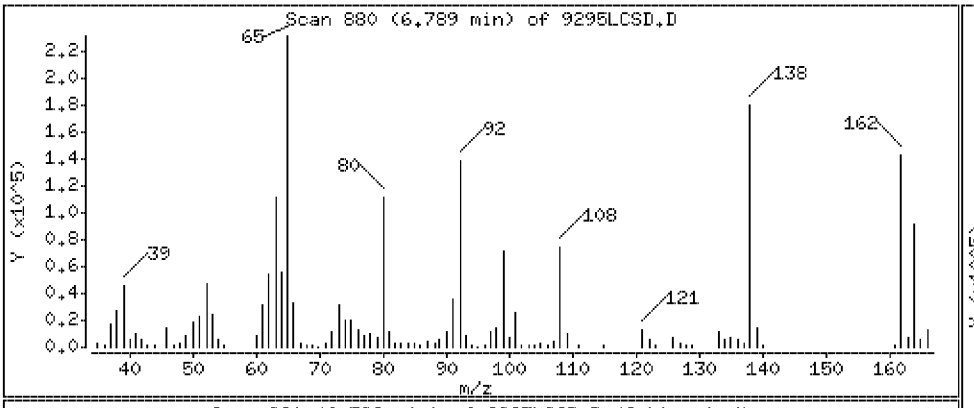

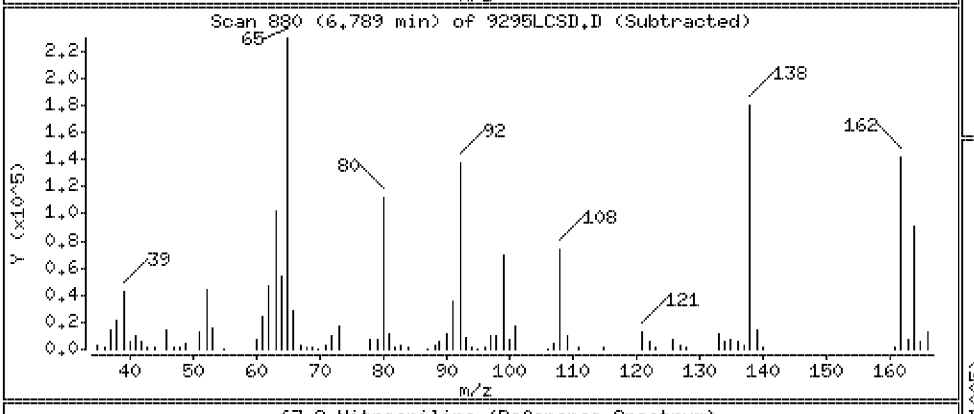

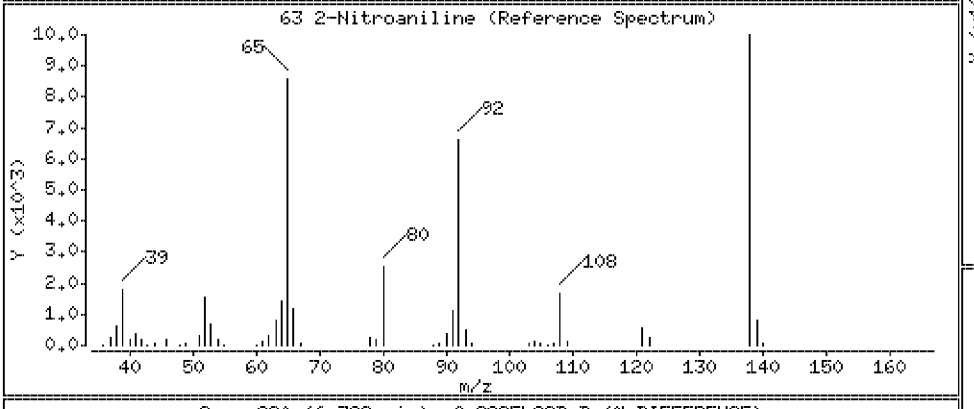

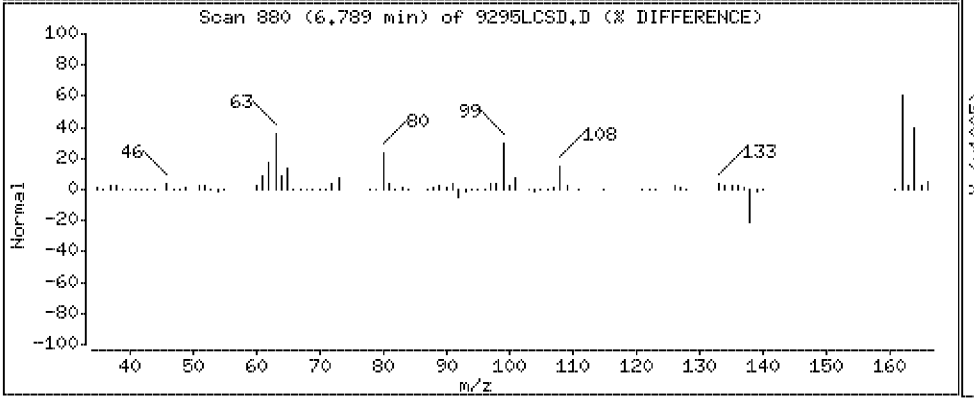

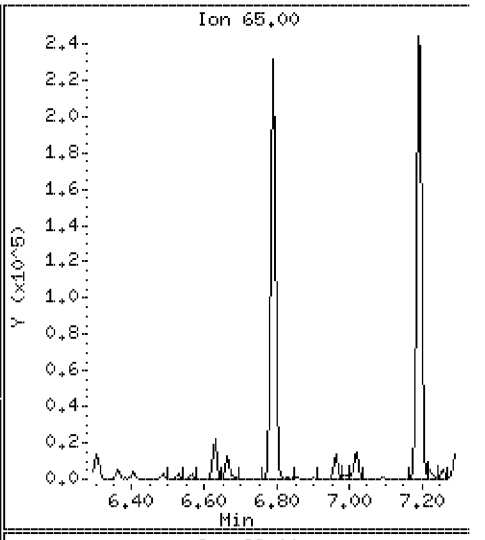

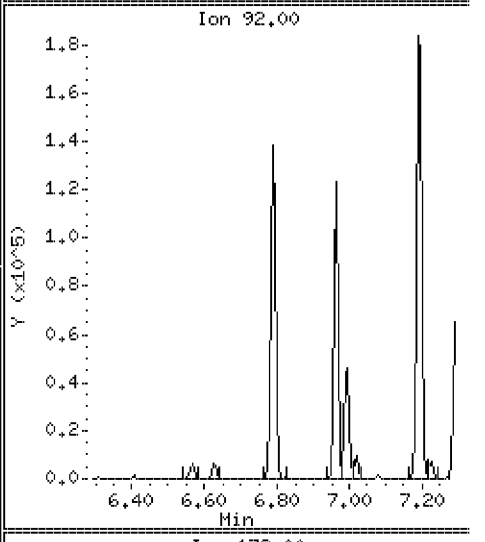

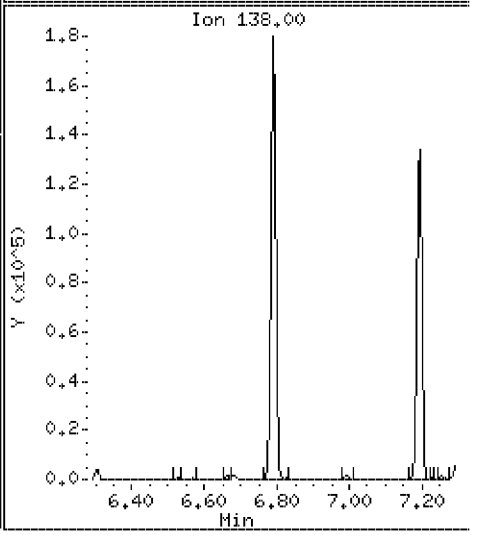

Data File: \\Svecd04\DD\chem\smsd03.i\S305031P.b\9295LCSD.D

Date : 03-MAY-2012 18:00

Client ID: 128811LCSD

Instrument: smsd03.i

Sample Info: SW128811LCSD

Purge Volume: 1000.0

Operator: PEL

Column phase: HPMS-5

Column diameter: 0.25

64 1,4-Naphthoquinone

Concentration: 22.5 ug/l

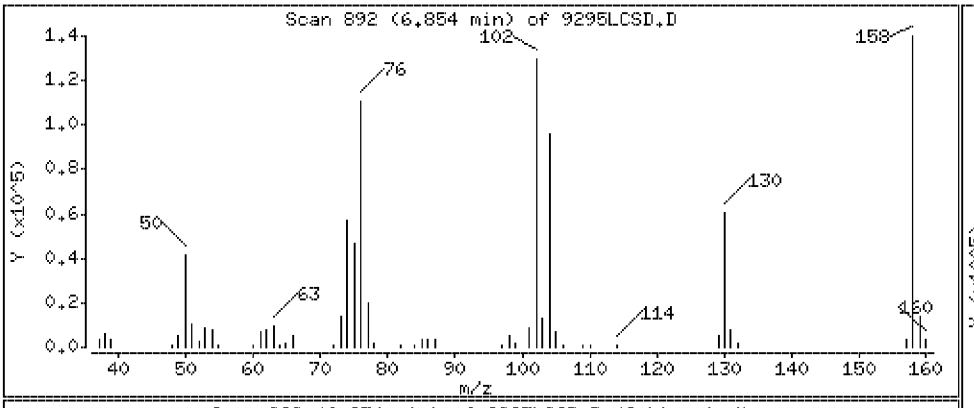

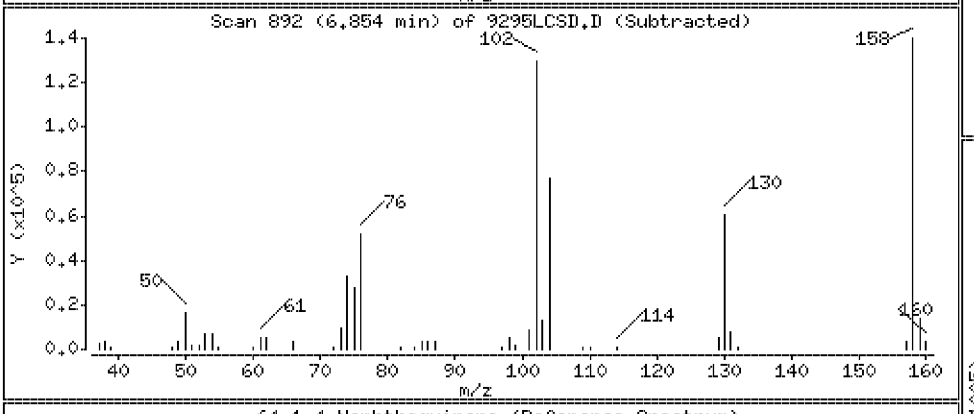

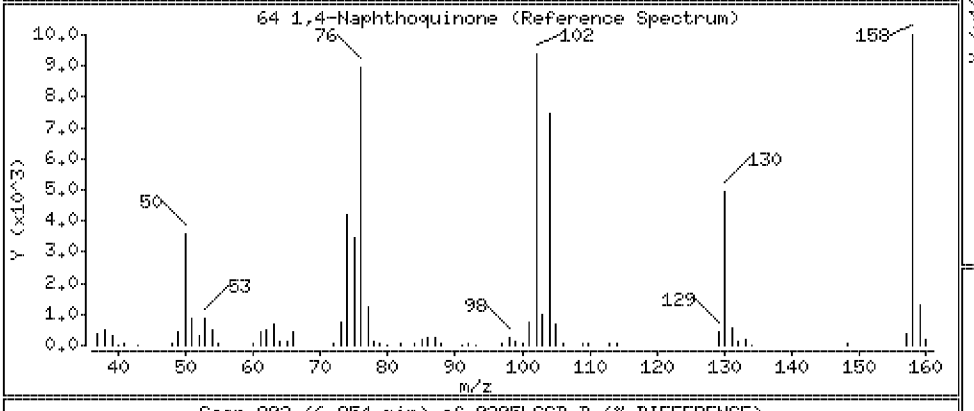

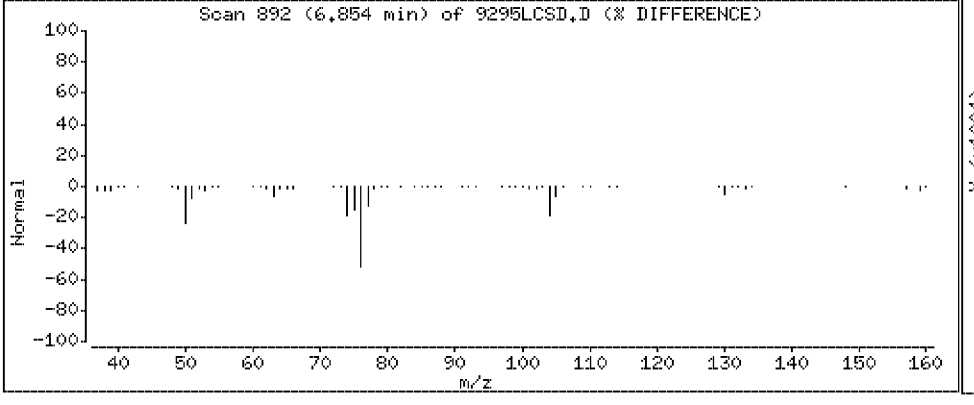

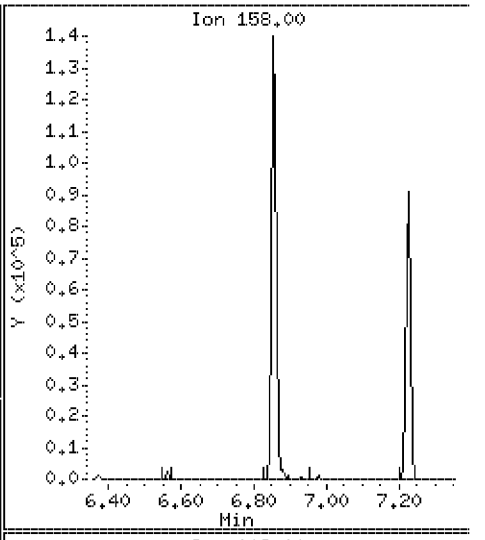

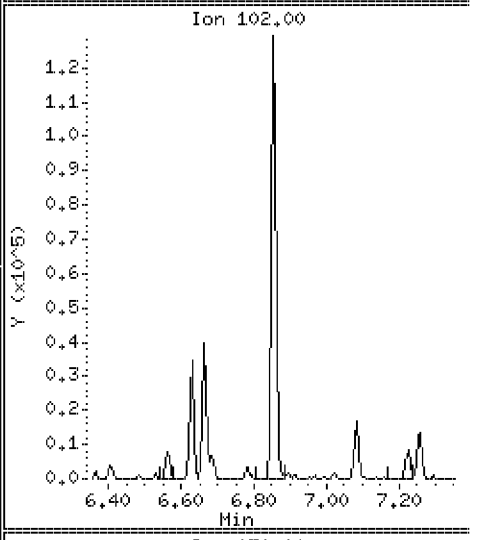

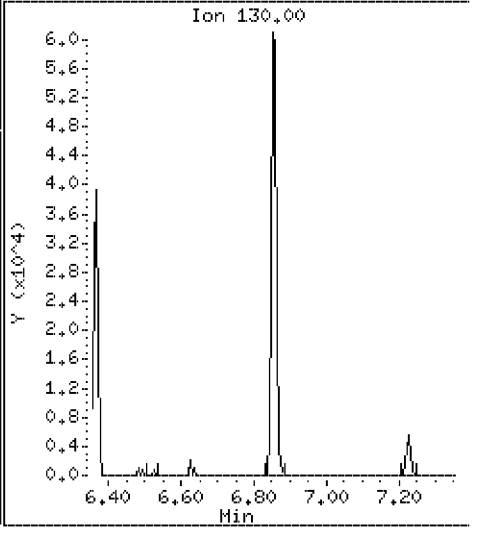

Data File: \\Svecd04\DD\chem\smsd03.i\S305031P.b\9295LCSD.D

Date : 03-MAY-2012 18:00

Client ID: 128811LCSD

Instrument: smsd03.i

Sample Info: SW128811LCSD

Purge Volume: 1000.0

Operator: PEL

Column phase: HPMS-5

Column diameter: 0.25

65 Dimethylphthalate

Concentration: 37.7 ug/l

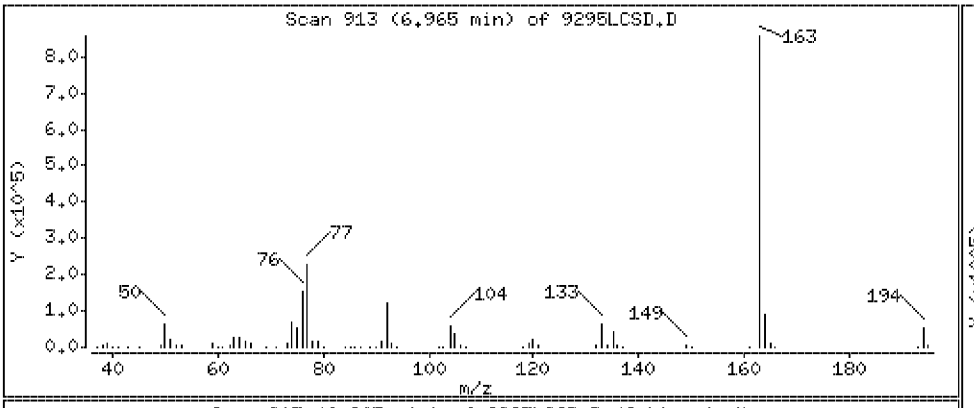

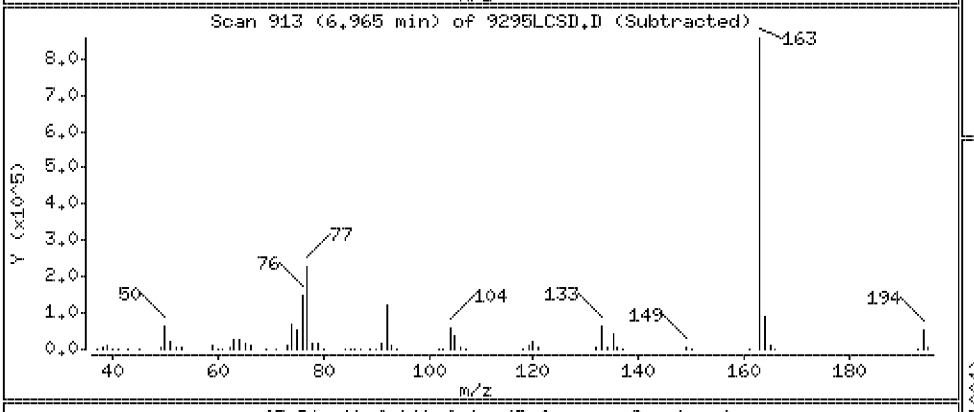

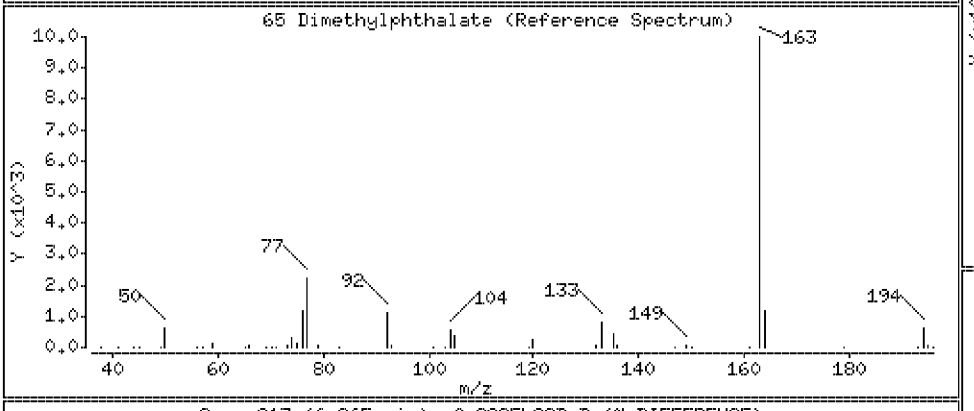

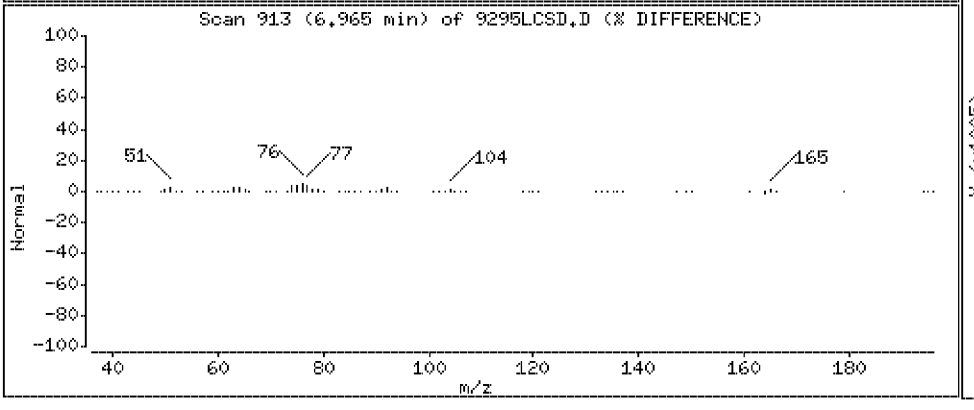

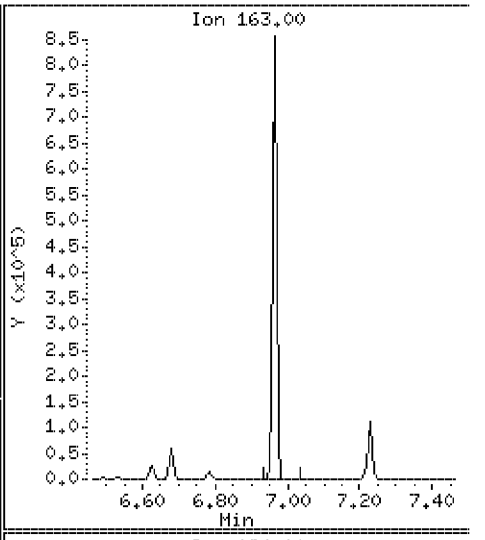

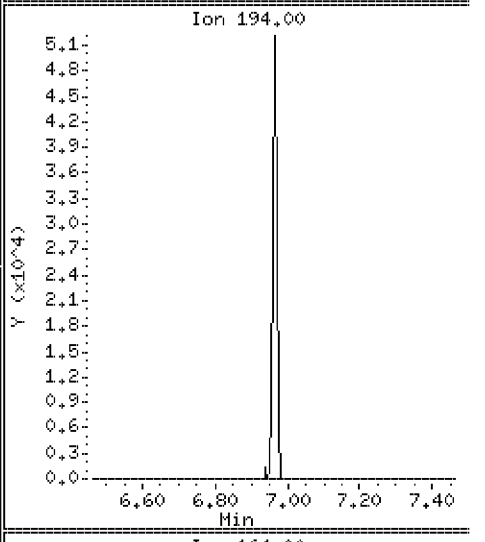

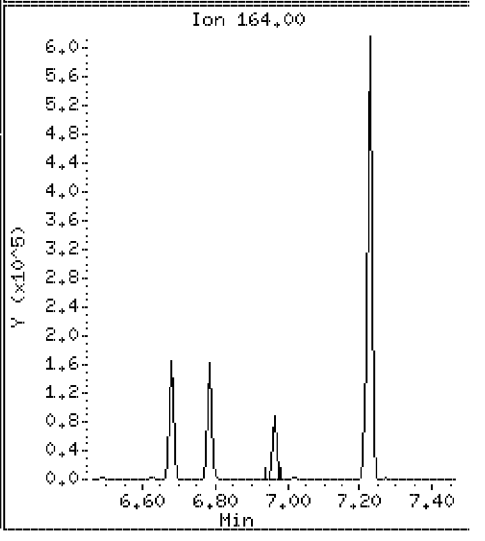

Data File: \\Svecd04\DD\chem\smsd03.i\S305031P.b\9295LCSD.D

Date : 03-MAY-2012 18:00

Client ID: 128811LCSD

Instrument: smsd03.i

Sample Info: SW128811LCSD

Purge Volume: 1000.0

Operator: PEL

Column phase: HPMS-5

Column diameter: 0.25

66 1,3-Dinitrobenzene

Concentration: 37.2 ug/l

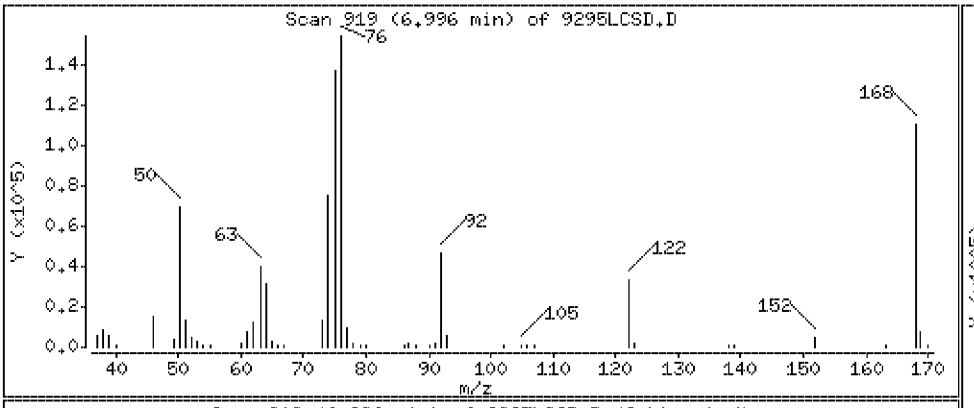

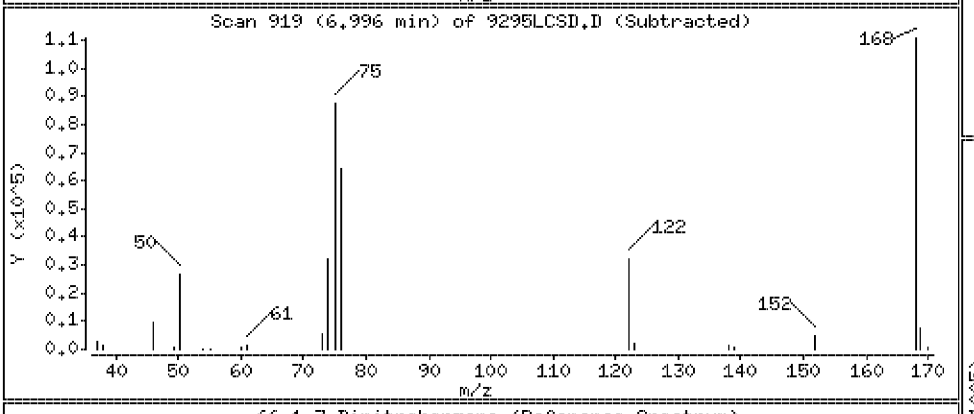

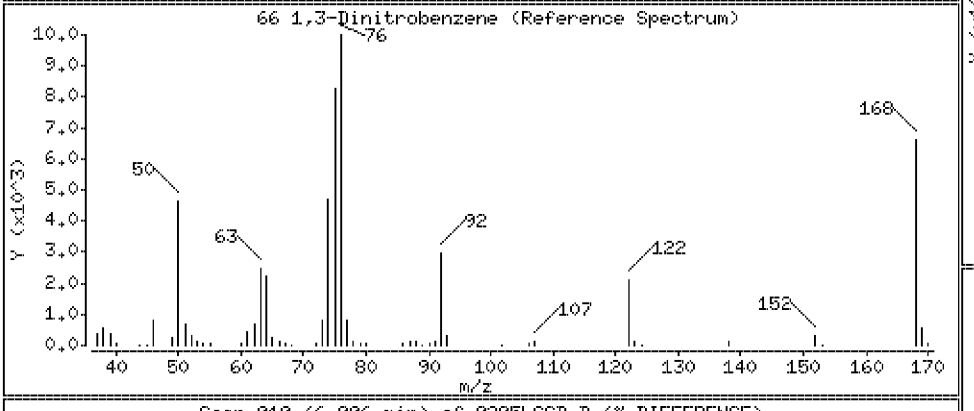

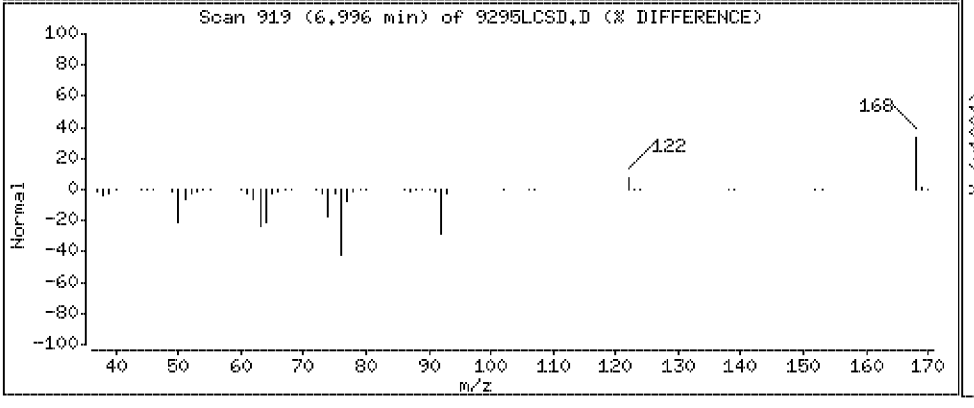

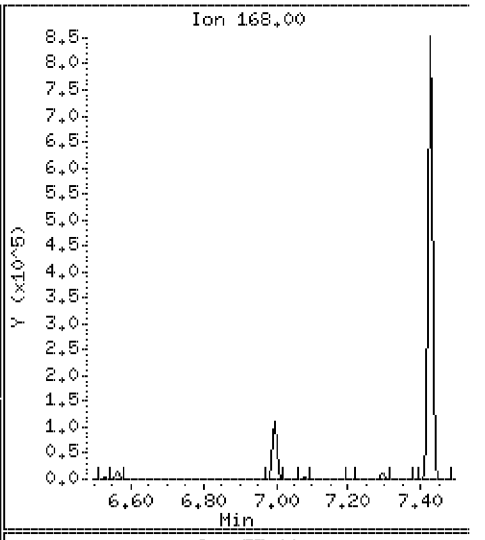

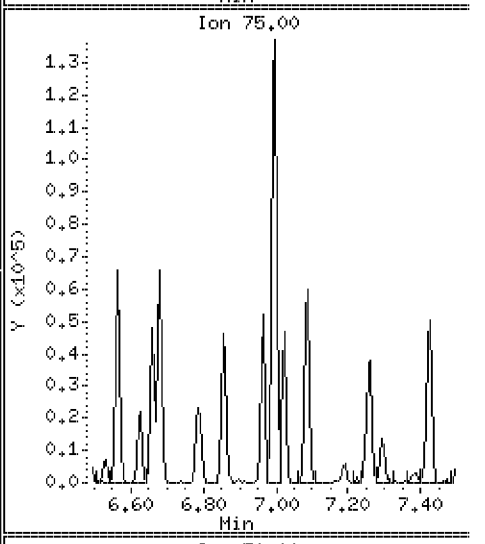

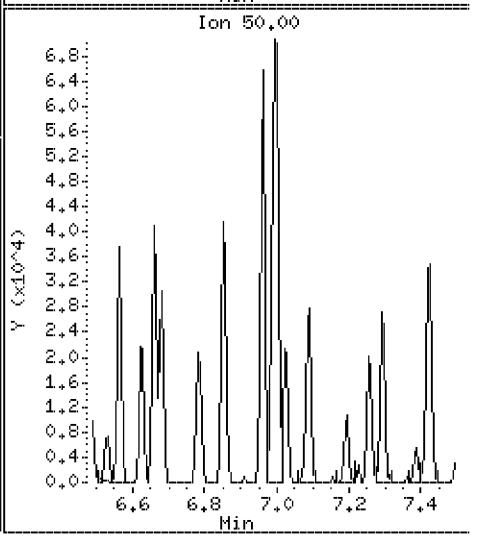

Data File: \\Svecd04\DD\chem\smsd03.i\S305031P.b\9295LCSD.D

Date : 03-MAY-2012 18:00

Client ID: 128811LCSD

Instrument: smsd03.i

Sample Info: SW128811LCSD

Purge Volume: 1000.0

Operator: PEL

Column phase: HPMS-5

Column diameter: 0.25

67 2,6-Dinitrotoluene

Concentration: 35.0 ug/l

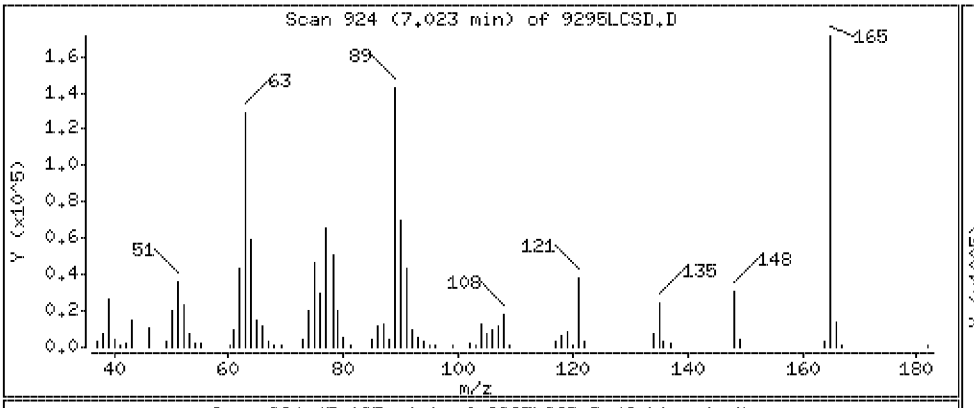

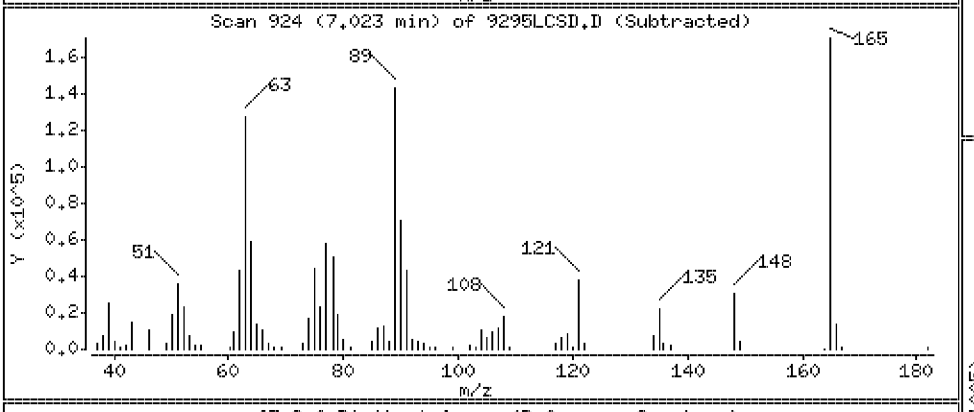

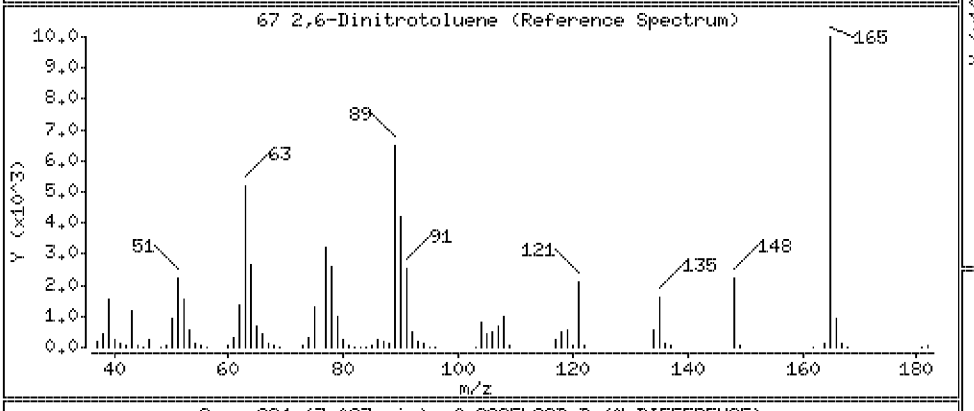

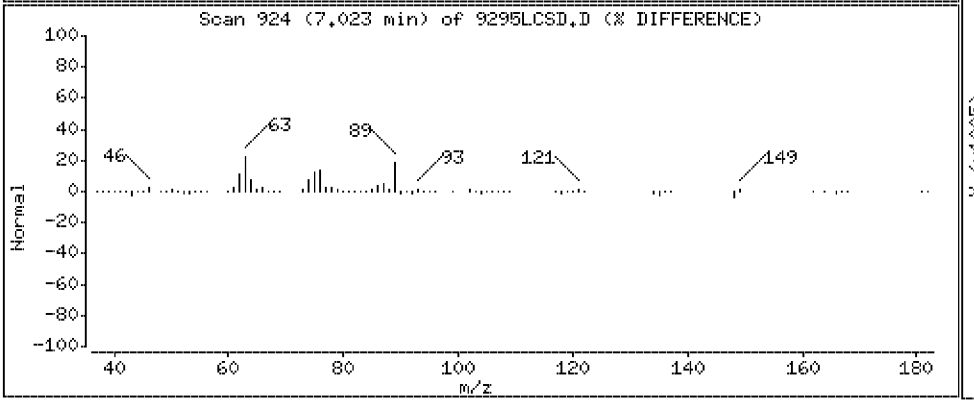

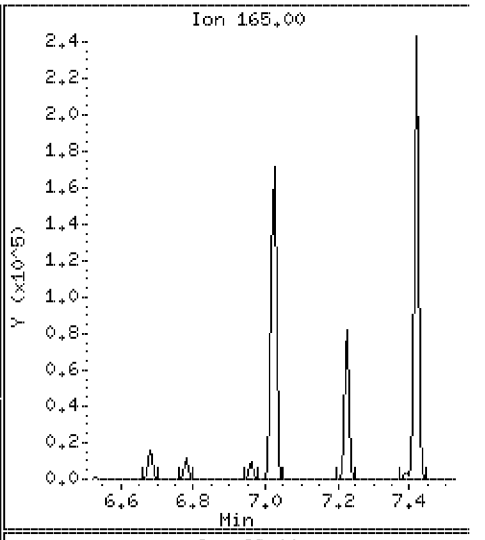

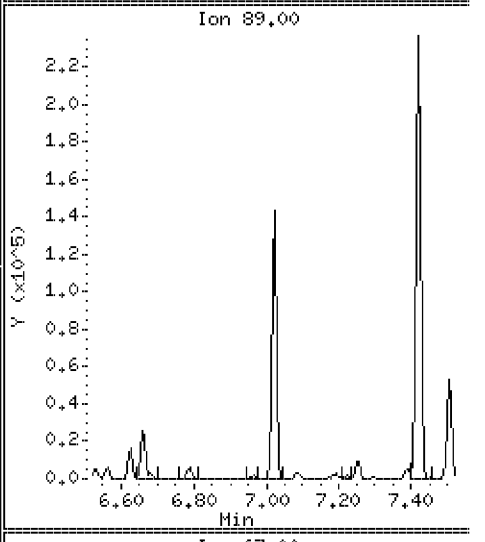

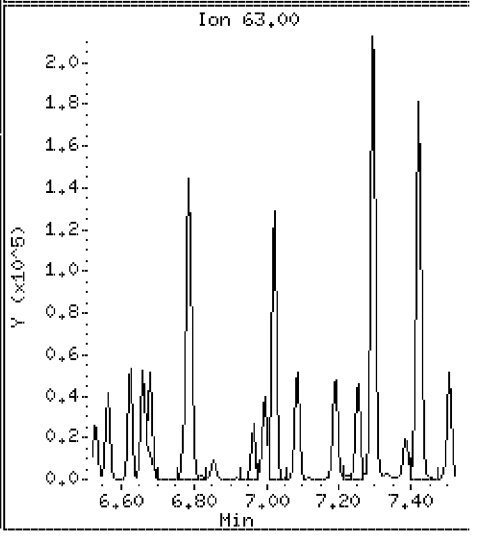

Data File: \\Svecd04\DD\chem\smsd03.i\S305031P.b\9295LCSD.D

Date : 03-MAY-2012 18:00

Client ID: 128811LCSD

Instrument: smsd03.i

Sample Info: SW128811LCSD

Purge Volume: 1000.0

Operator: PEL

Column phase: HPMS-5

Column diameter: 0.25

68 Acenaphthylene

Concentration: 31.9 ug/l

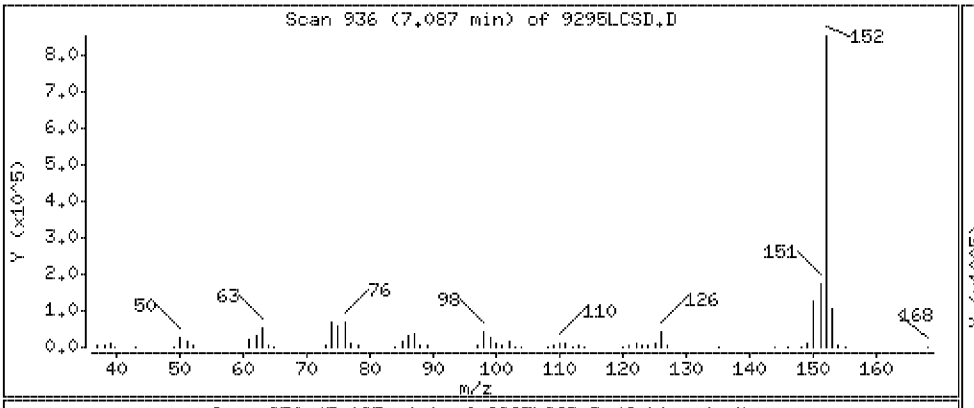

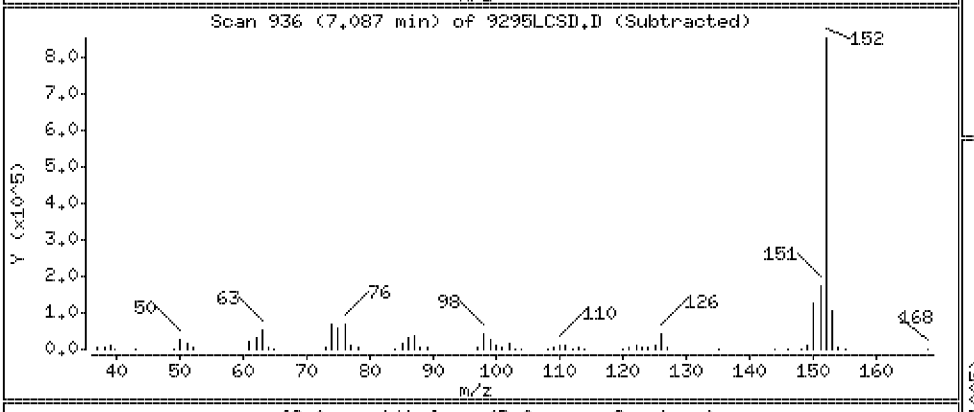

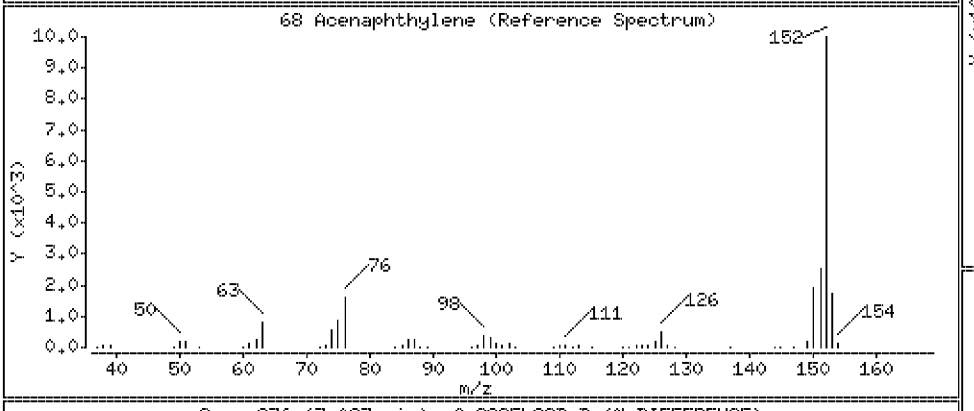

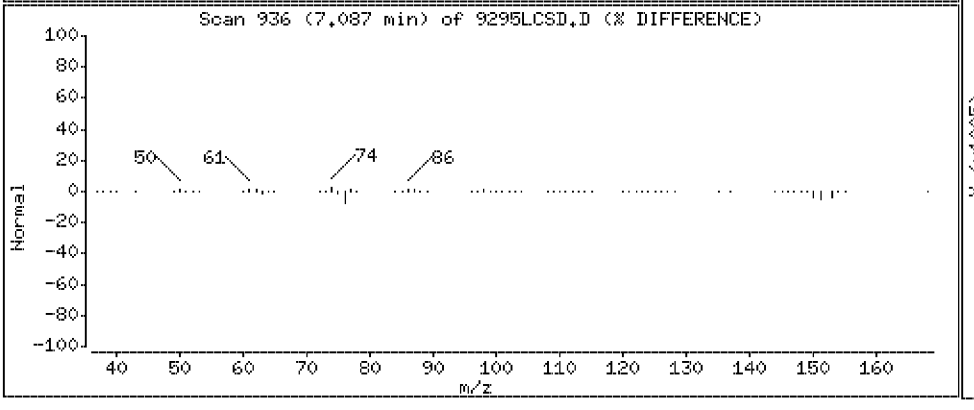

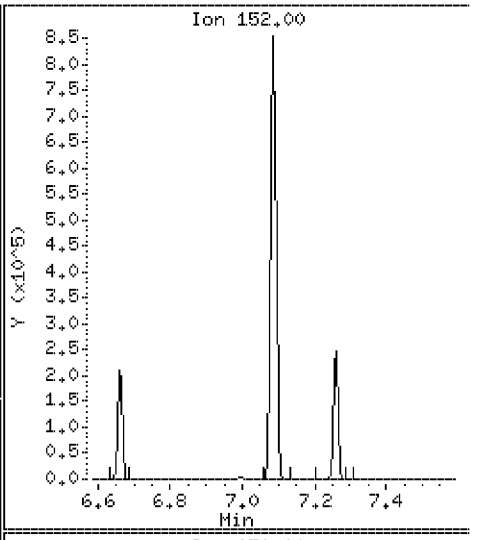

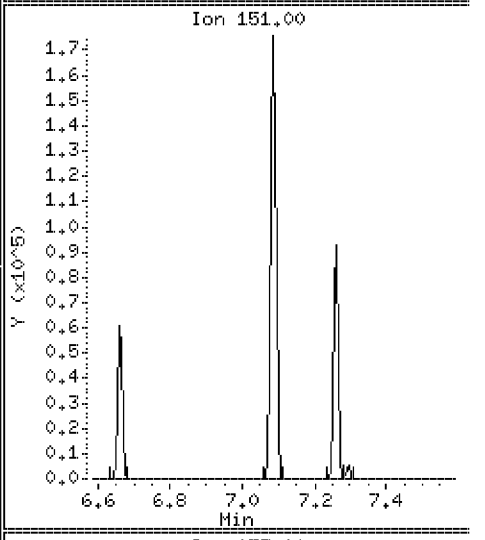

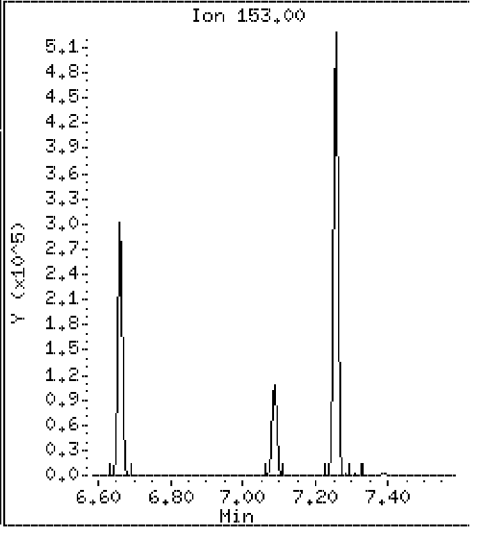

Data File: \\Svecd04\DD\chem\smsd03.i\S305031P.b\9295LCSD.D

Date : 03-MAY-2012 18:00

Client ID: 128811LCSD

Instrument: smsd03.i

Sample Info: SW128811LCSD

Purge Volume: 1000.0

Operator: PEL

Column phase: HPMS-5

Column diameter: 0.25

69 3-Nitroaniline

Concentration: 36.0 ug/l

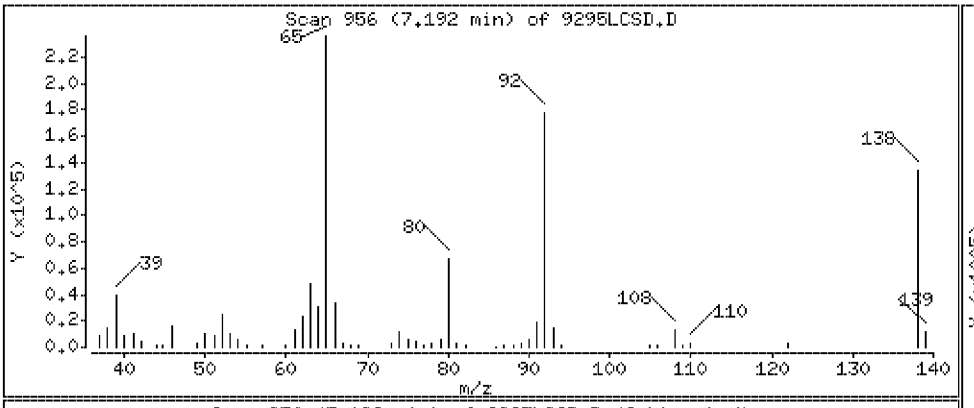

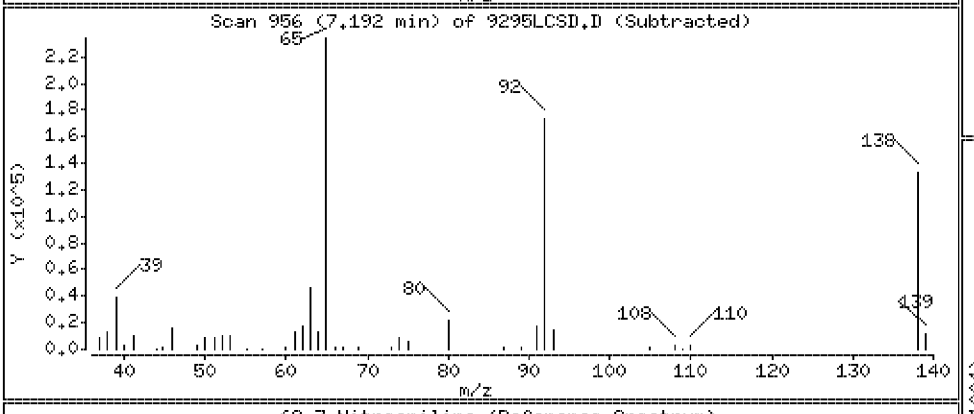

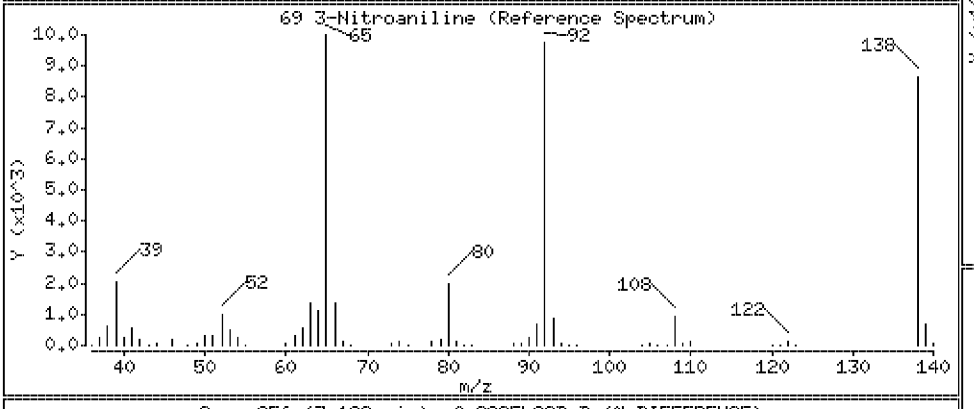

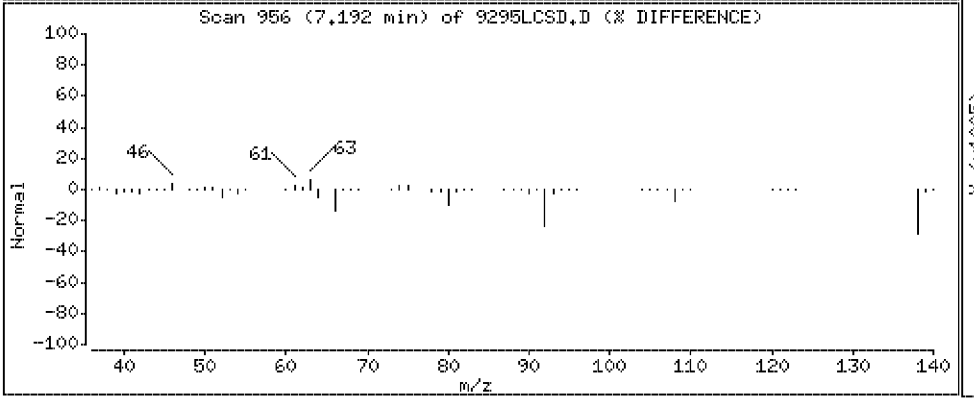

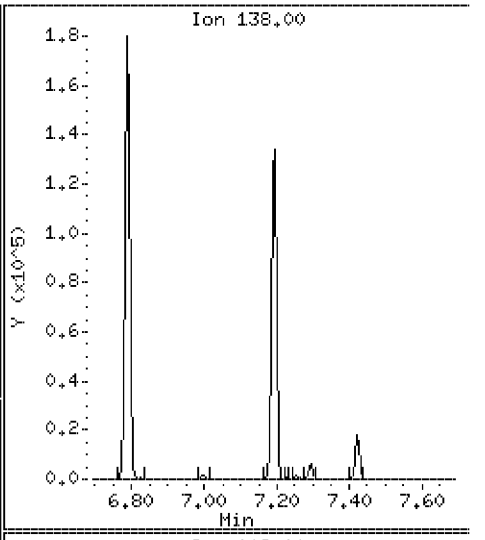

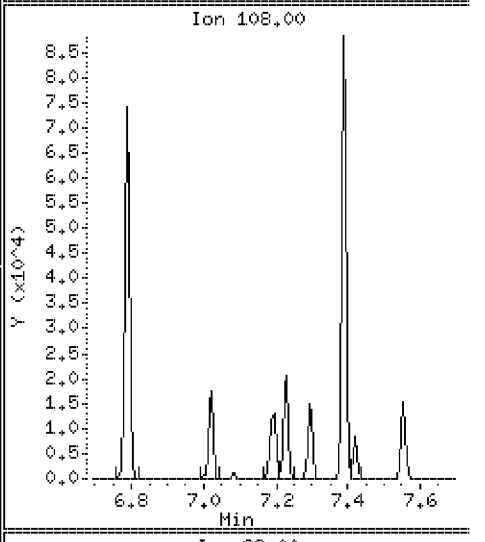

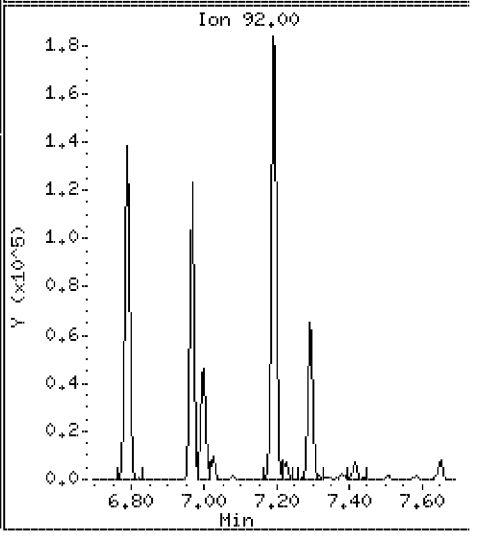

Data File: \\Svecd04\DD\chem\smsd03.i\S305031P.b\9295LCSD.D

Date : 03-MAY-2012 18:00

Client ID: 128811LCSD

Instrument: smsd03.i

Sample Info: SW128811LCSD

Purge Volume: 1000.0

Operator: PEL

Column phase: HPMS-5

Column diameter: 0.25

71 Acenaphthene

Concentration: 29.5 ug/l

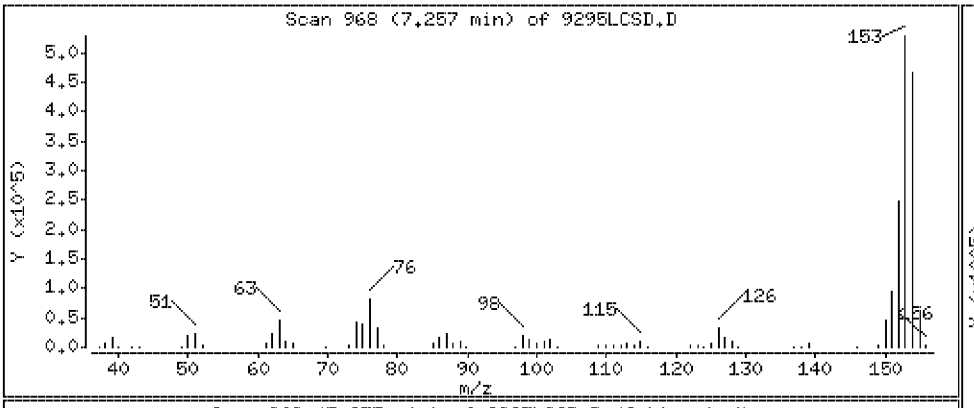

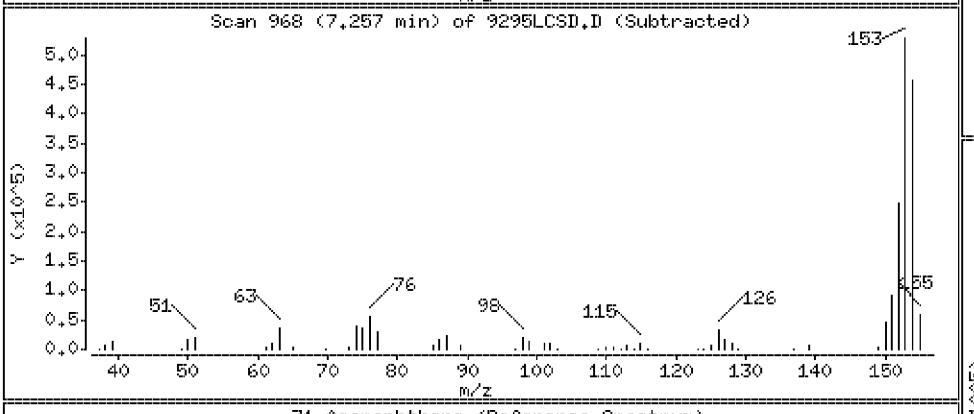

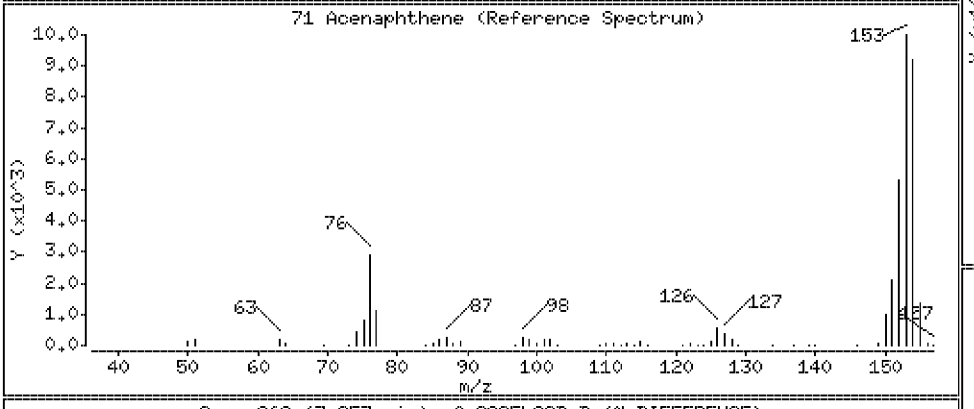

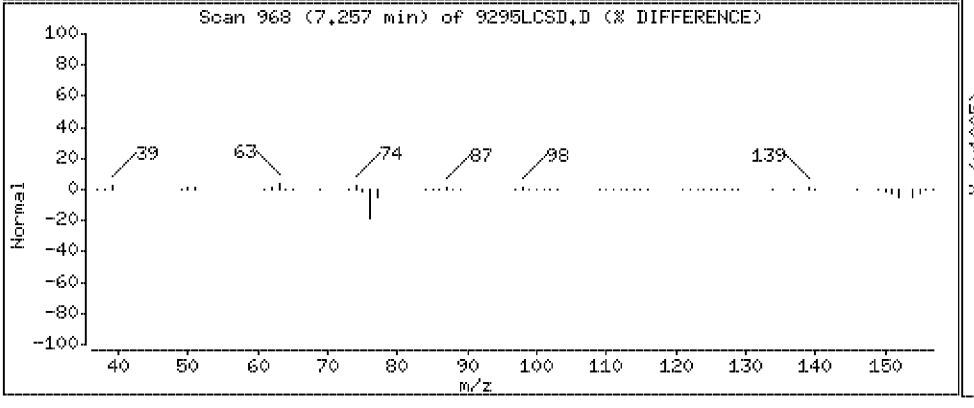

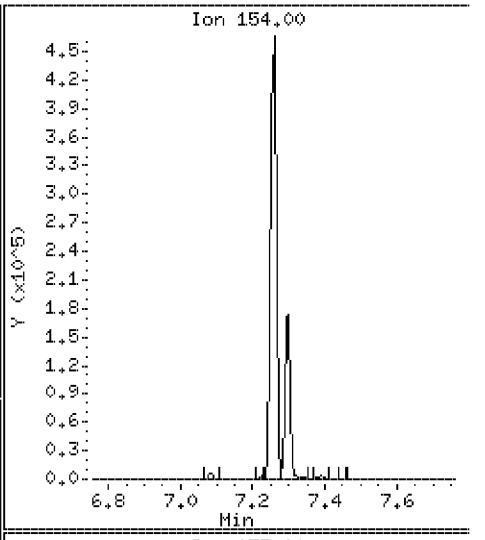

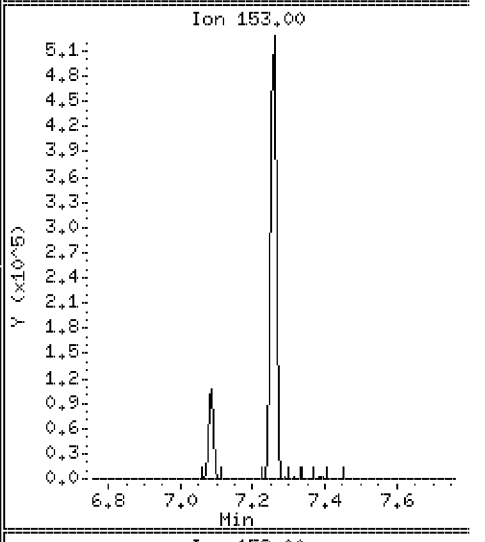

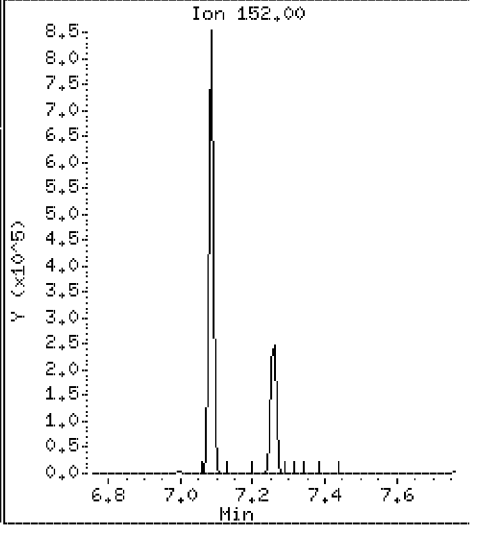

Data File: \\Svecd04\DD\chem\smsd03.i\S305031P.b\9295LCSD.D

Date : 03-MAY-2012 18:00

Client ID: 128811LCSD

Instrument: smsd03.i

Sample Info: SW128811LCSD

Purge Volume: 1000.0

Operator: PEL

Column phase: HPMS-5

Column diameter: 0.25

72 2,4-Dinitrophenol

Concentration: 84.3 ug/l

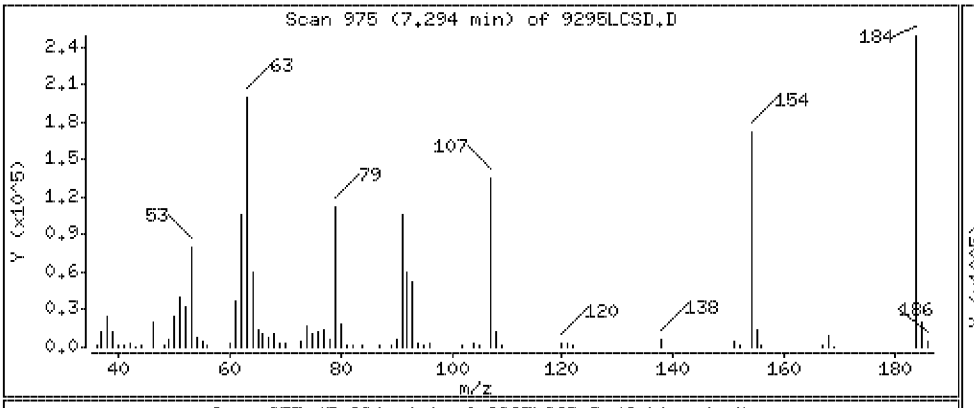

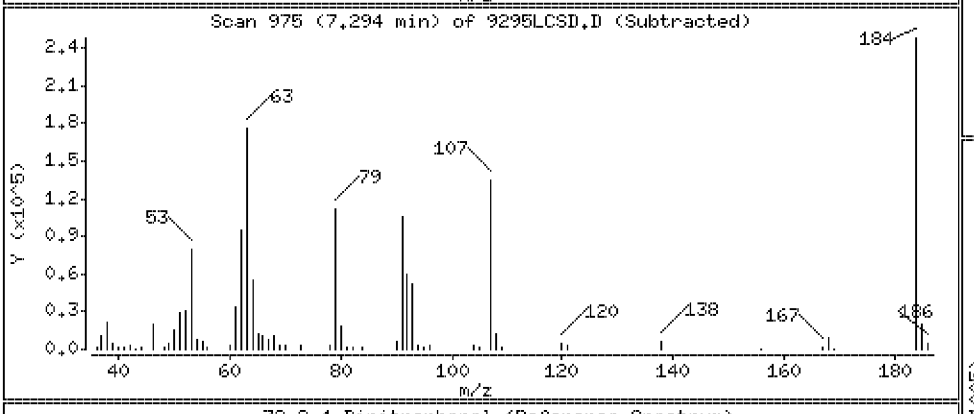

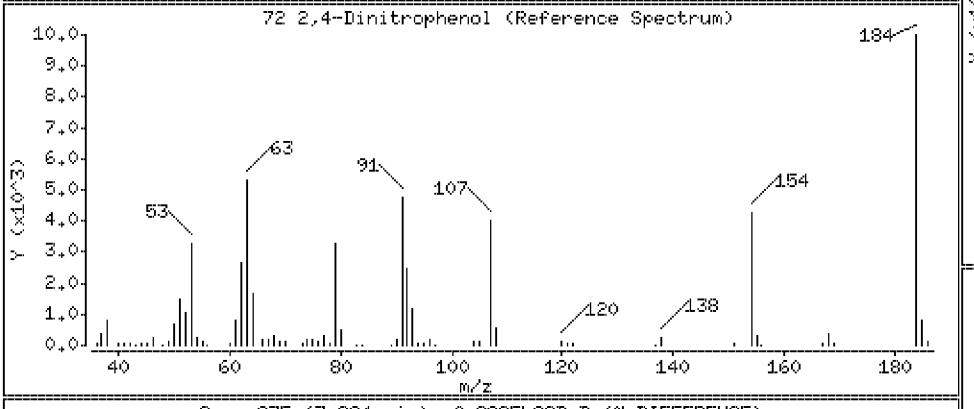

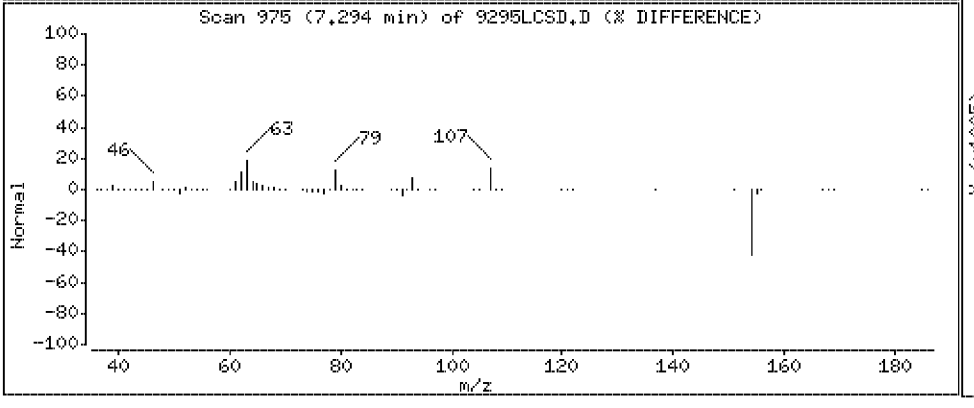

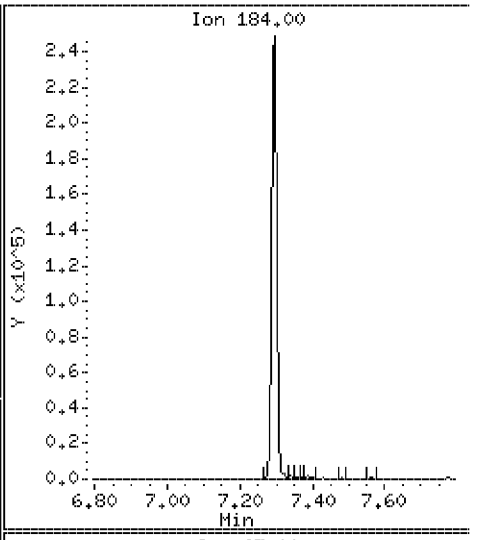

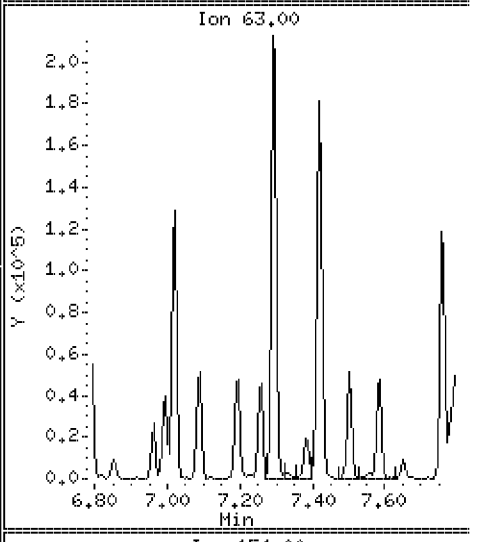

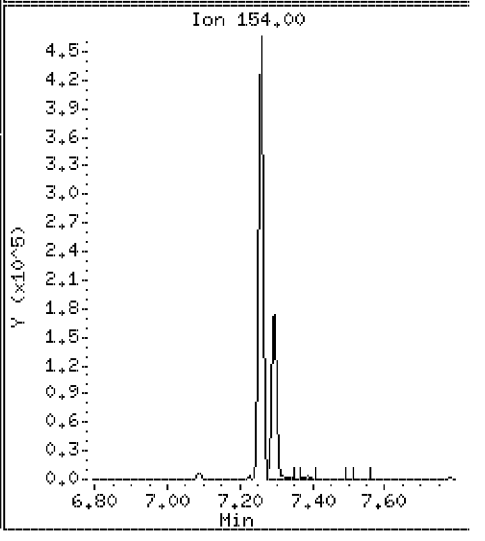

Data File: \\Svecd04\DD\chem\smsd03.i\S305031P.b\9295LCSD.D

Date : 03-MAY-2012 18:00

Client ID: 128811LCSD

Instrument: smsd03.i

Sample Info: SW128811LCSD

Purge Volume: 1000.0

Operator: PEL

Column phase: HPMS-5

Column diameter: 0.25

73 Pentachlorobenzene

Concentration: 29.0 ug/l

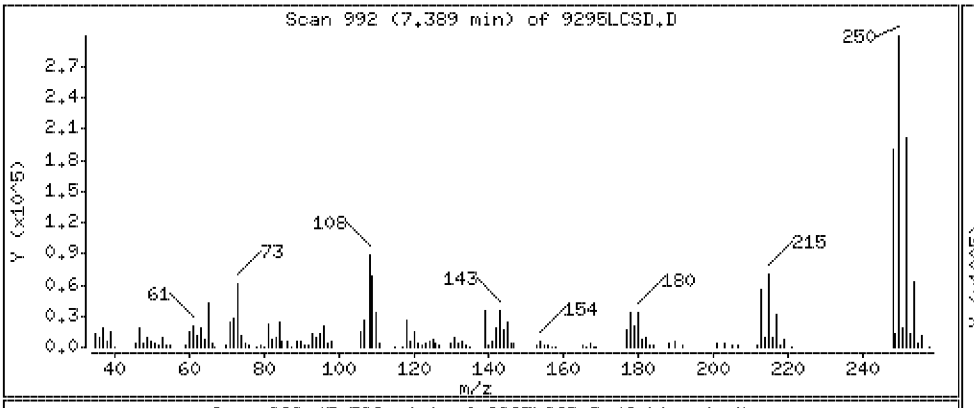

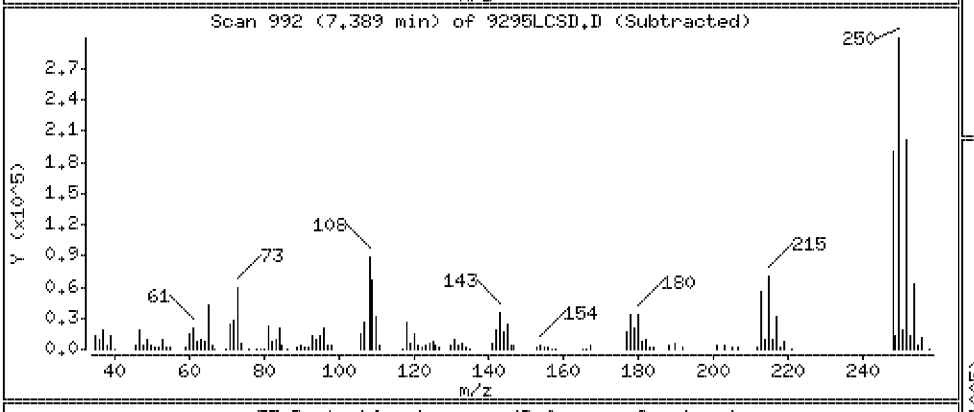

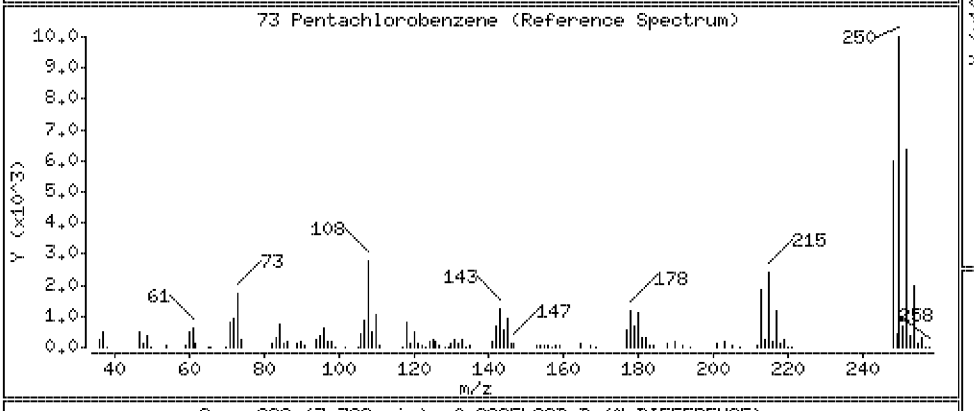

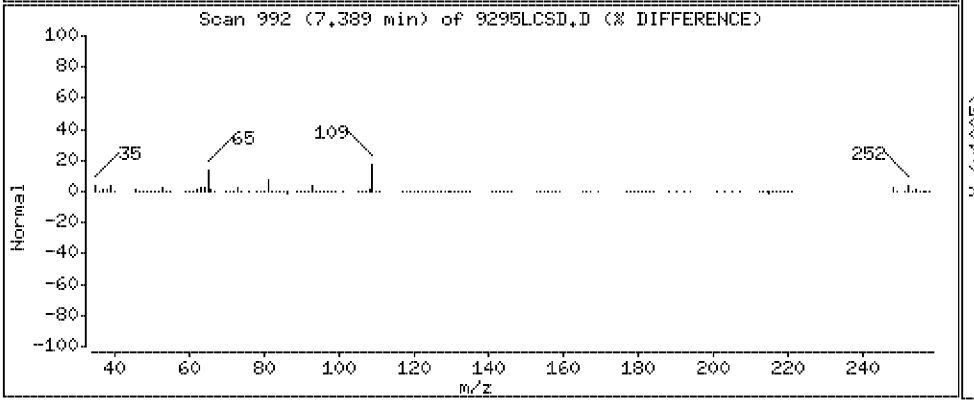

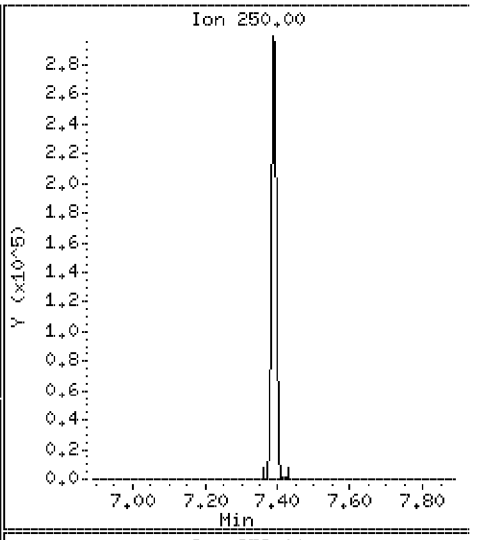

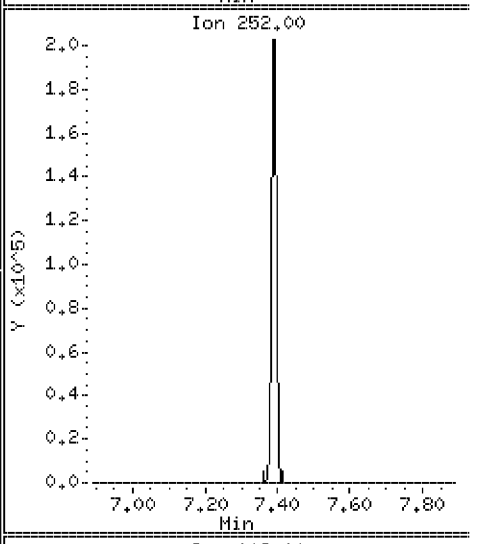

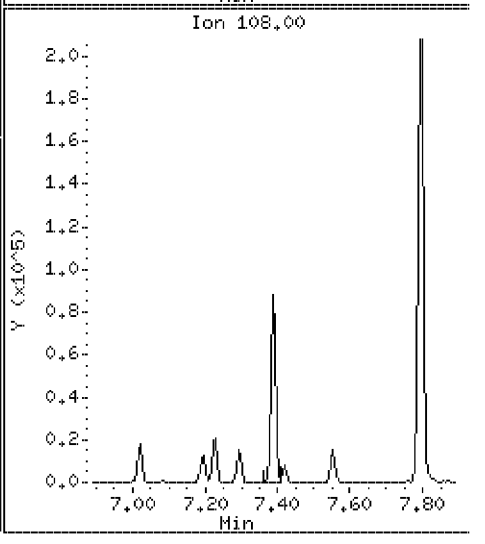

Data File: \\Svecd04\DD\chem\smsd03.i\S305031P.b\9295LCSD.D

Date : 03-MAY-2012 18:00

Client ID: 128811LCSD

Instrument: smsd03.i

Sample Info: SW128811LCSD

Purge Volume: 1000.0

Operator: PEL

Column phase: HPMS-5

Column diameter: 0.25

74 4-Nitrophenol

Concentration: 17.8 ug/l

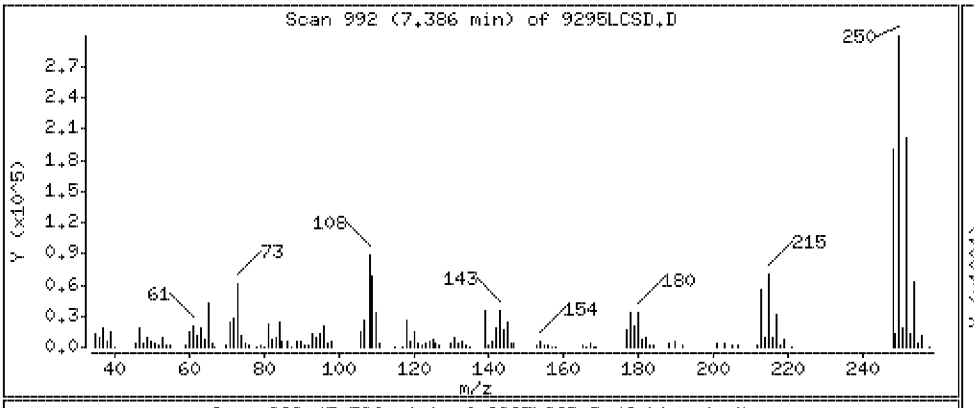

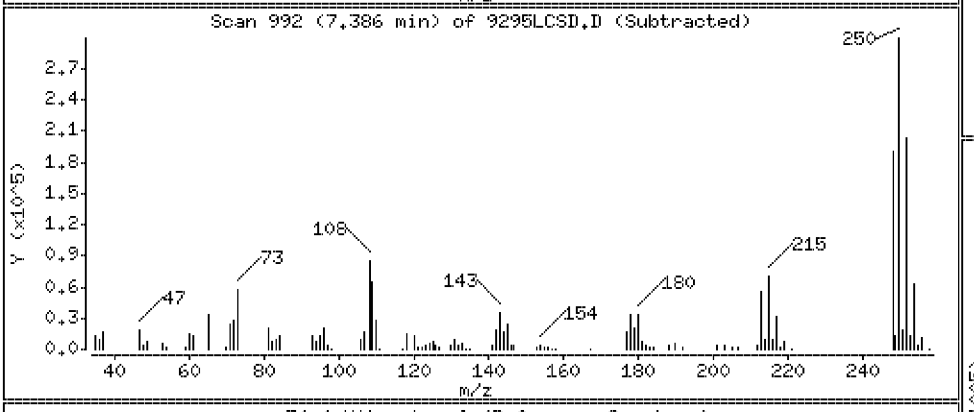

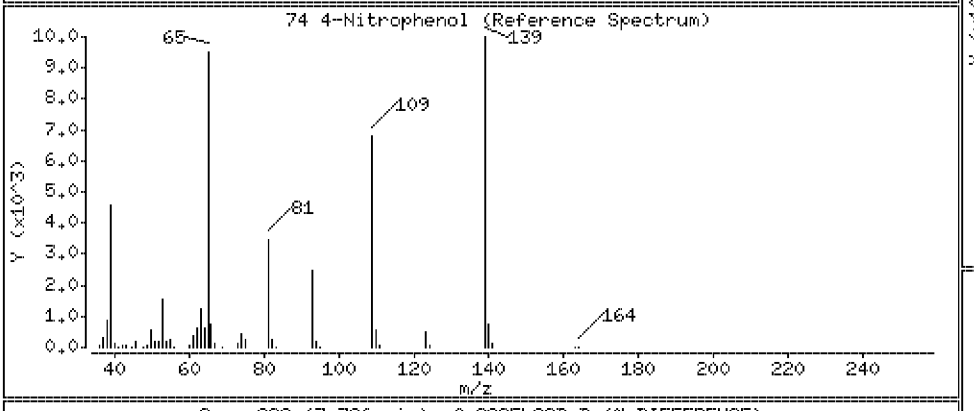

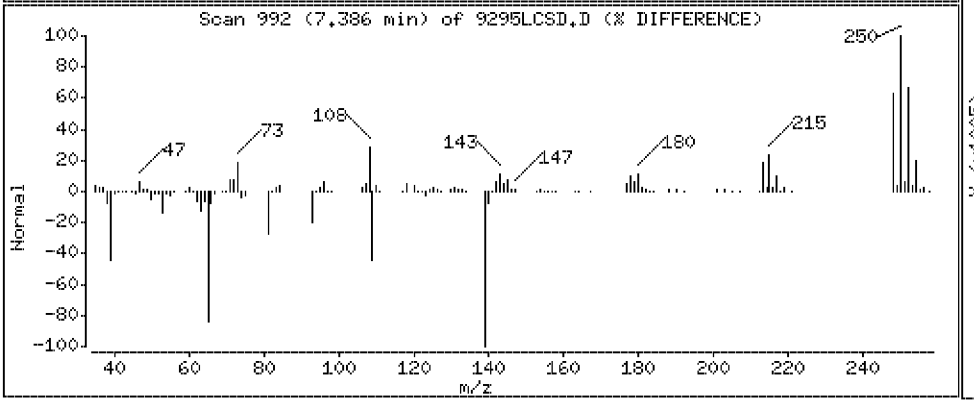

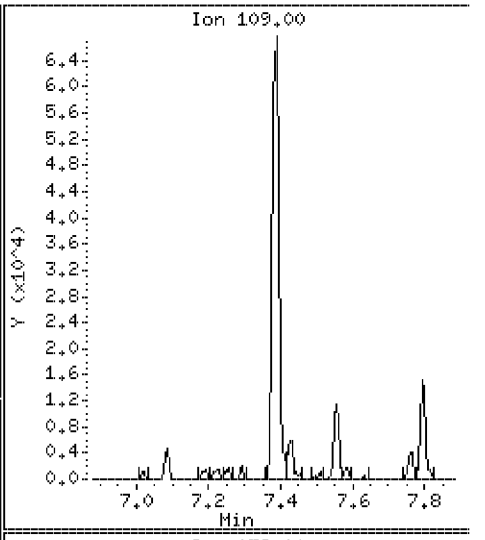

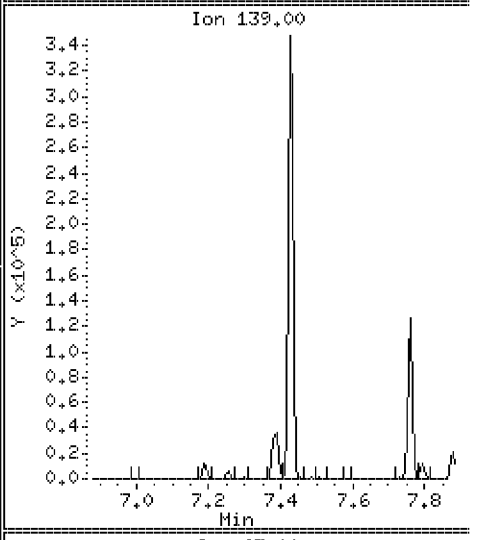

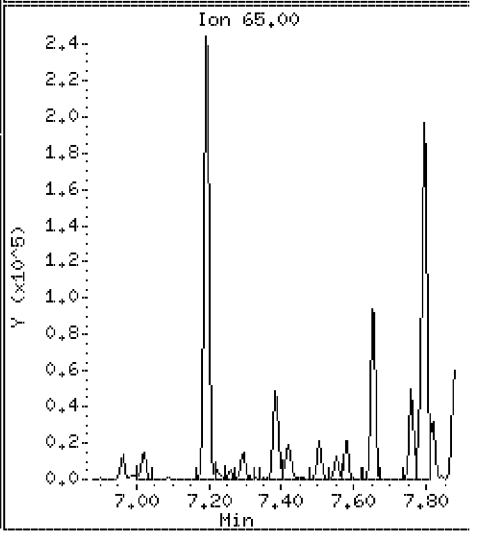

Data File: \\Svecd04\DD\chem\smsd03.i\S305031P.b\9295LCSD.D

Date : 03-MAY-2012 18:00

Client ID: 128811LCSD

Instrument: smsd03.i

Sample Info: SW128811LCSD

Purge Volume: 1000.0

Operator: PEL

Column phase: HPMS-5

Column diameter: 0.25

75 Dibenzofuran

Concentration: 33.0 ug/l

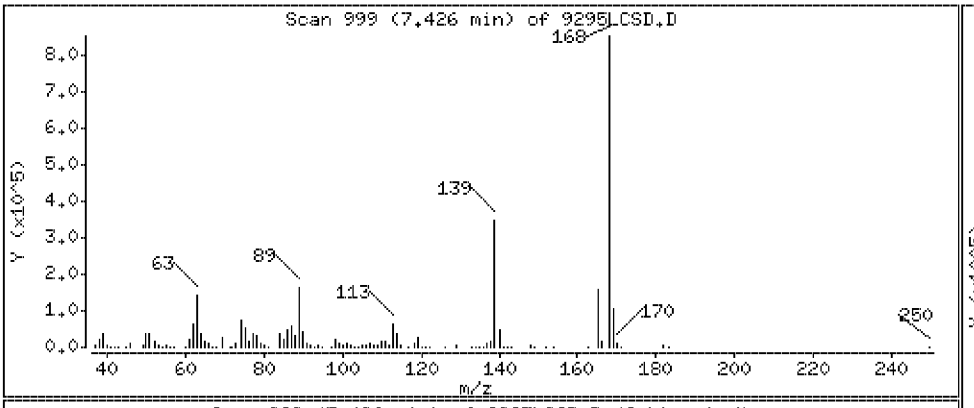

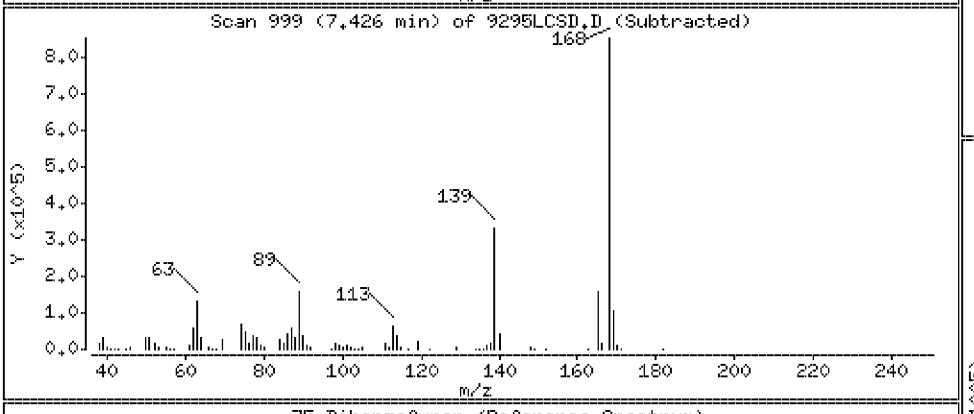

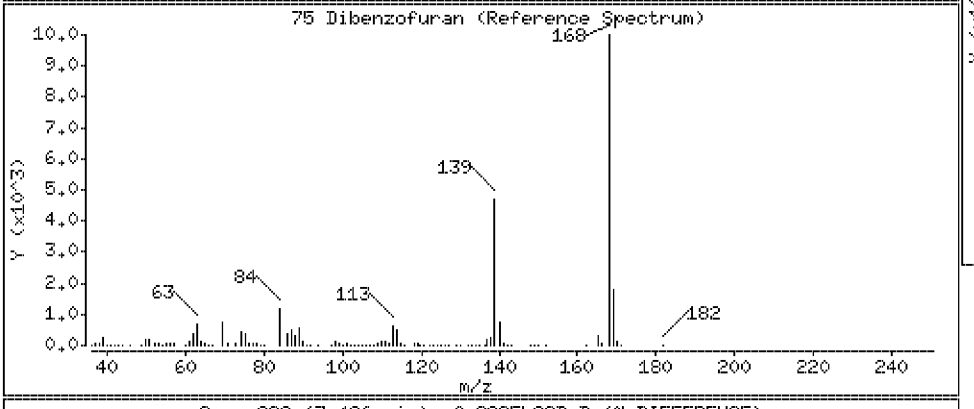

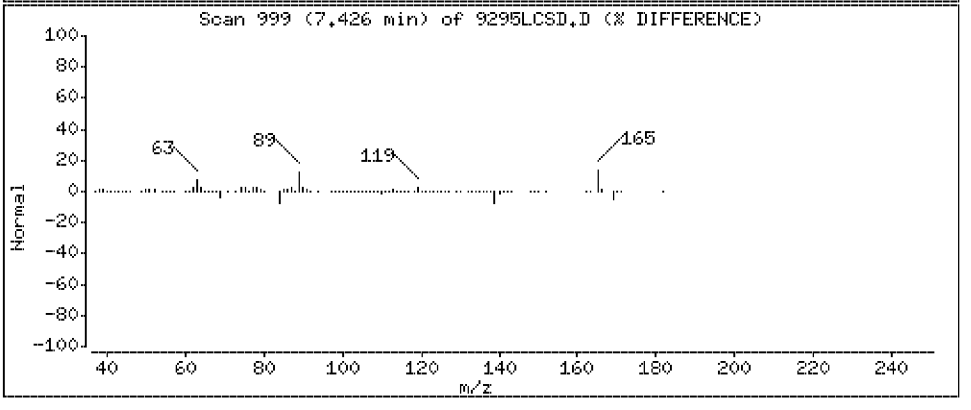

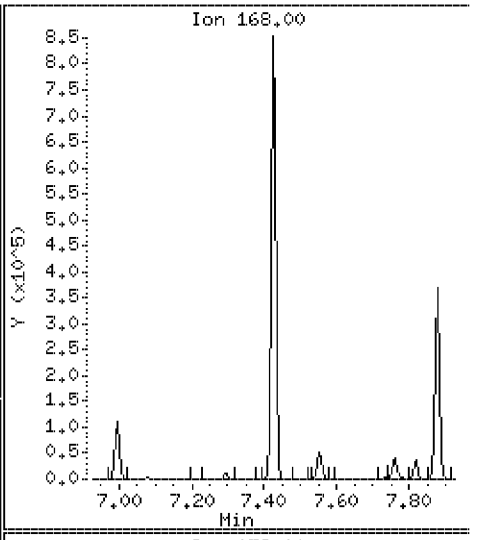

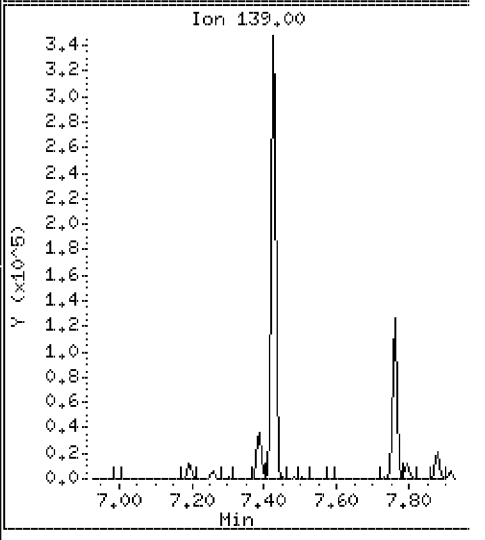

Data File: \\Svecd04\DD\chem\smsd03.i\S305031P.b\9295LCSD.D

Date : 03-MAY-2012 18:00

Client ID: 128811LCSD

Instrument: smsd03.i

Sample Info: SW128811LCSD

Purge Volume: 1000.0

Operator: PEL

Column phase: HPMS-5

Column diameter: 0.25

76 2,4-Dinitrotoluene

Concentration: 36.0 ug/l

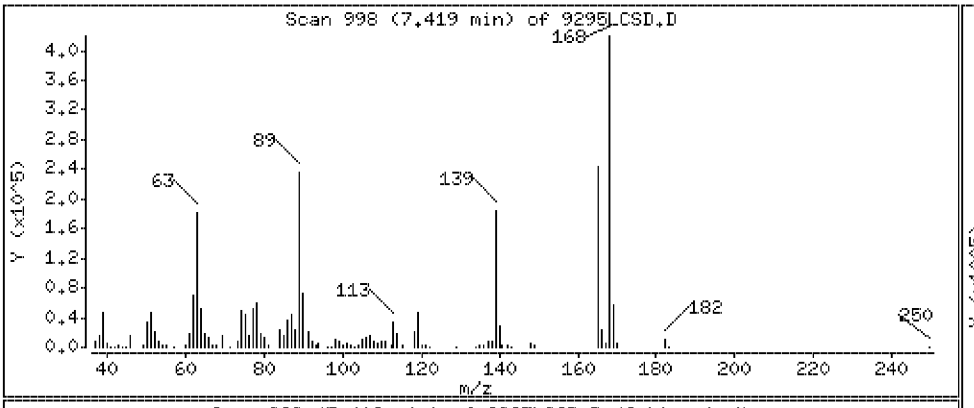

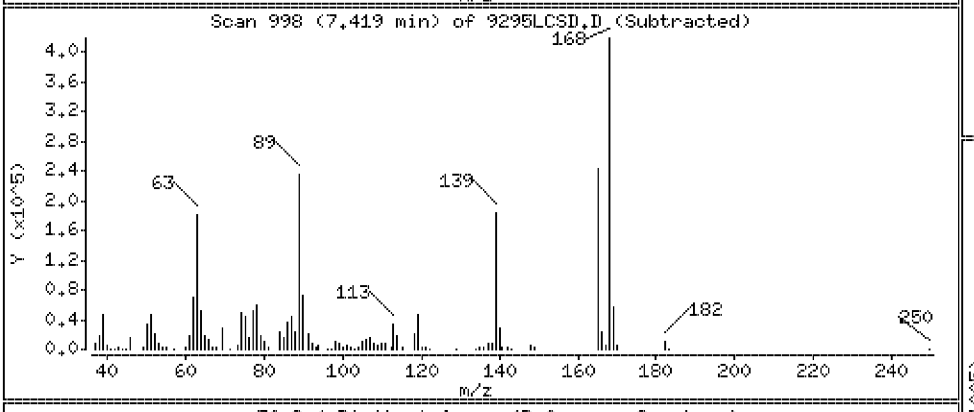

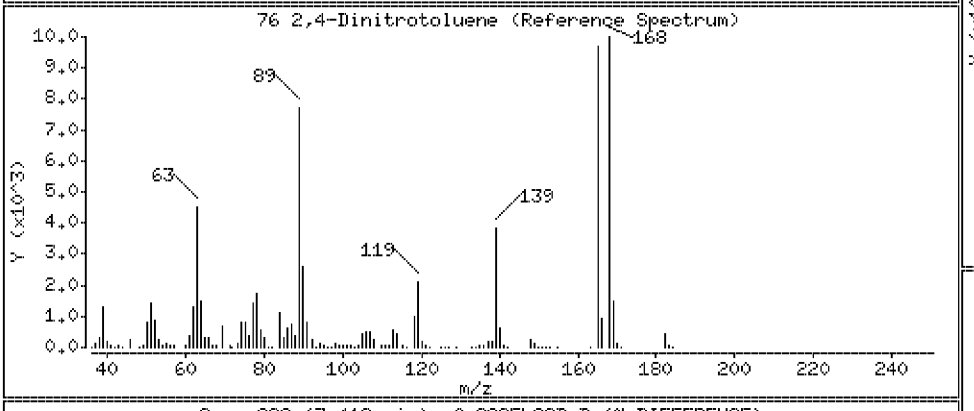

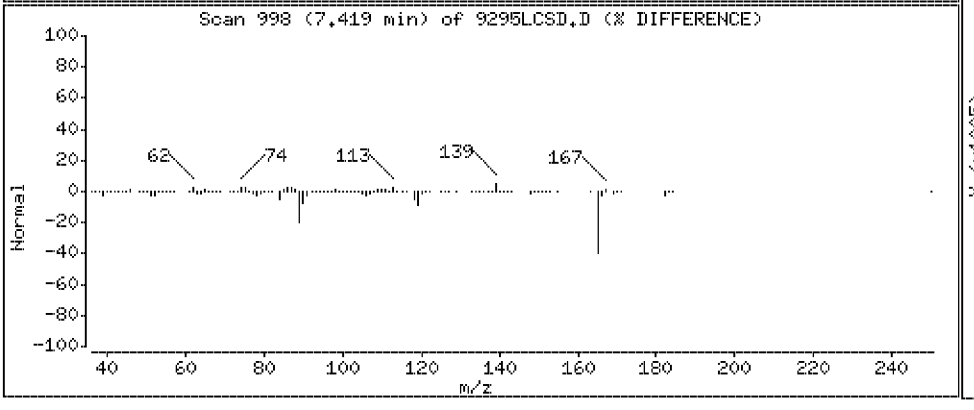

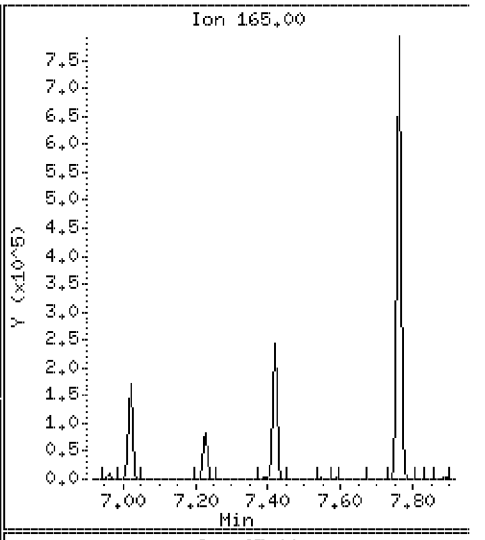

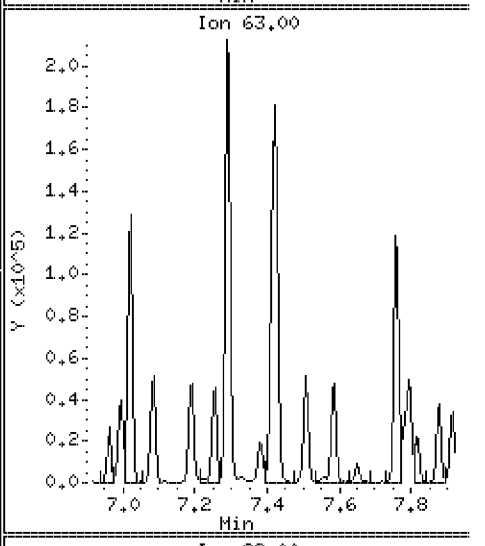

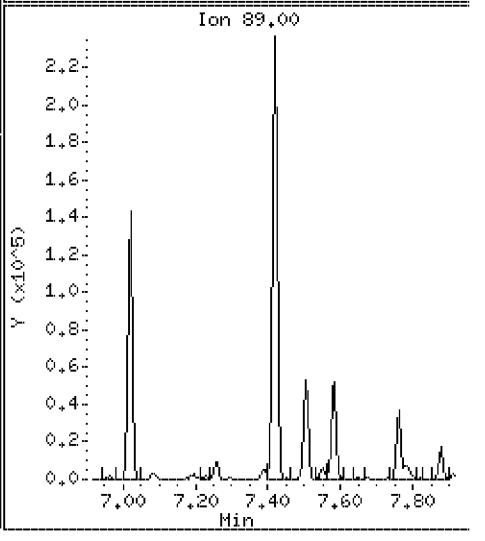

Data File: \\Svecd04\DD\chem\smsd03.i\S305031P.b\9295LCSD.D

Date : 03-MAY-2012 18:00

Client ID: 128811LCSD

Instrument: smsd03.i

Sample Info: SW128811LCSD

Purge Volume: 1000.0

Operator: PEL

Column phase: HPMS-5

Column diameter: 0.25

77 1-Naphthylamine

Concentration: 43.0 ug/l

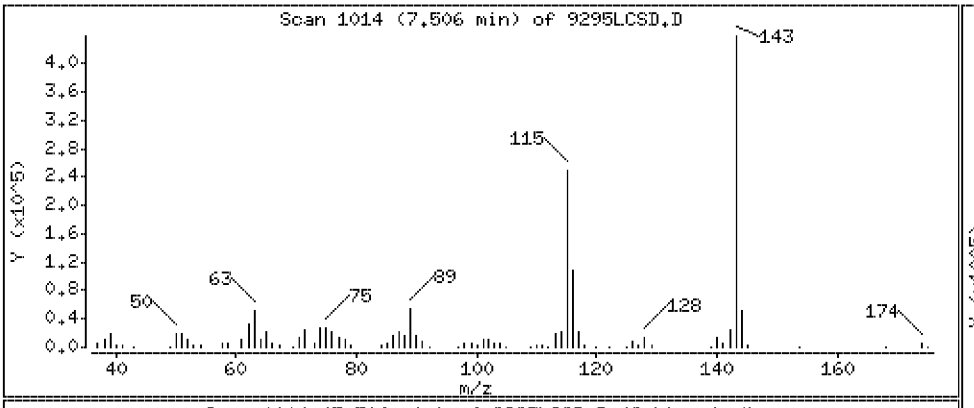

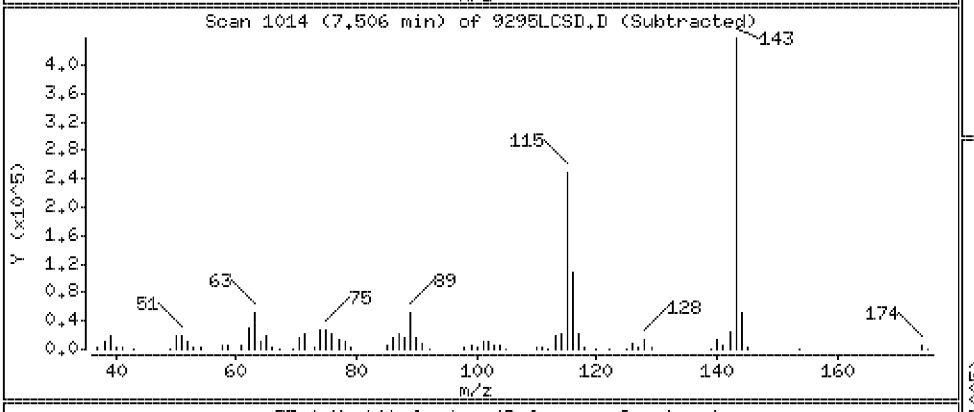

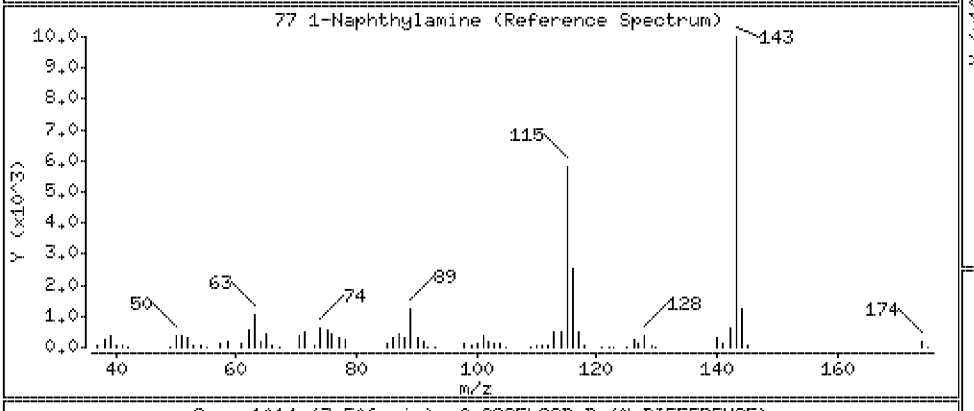

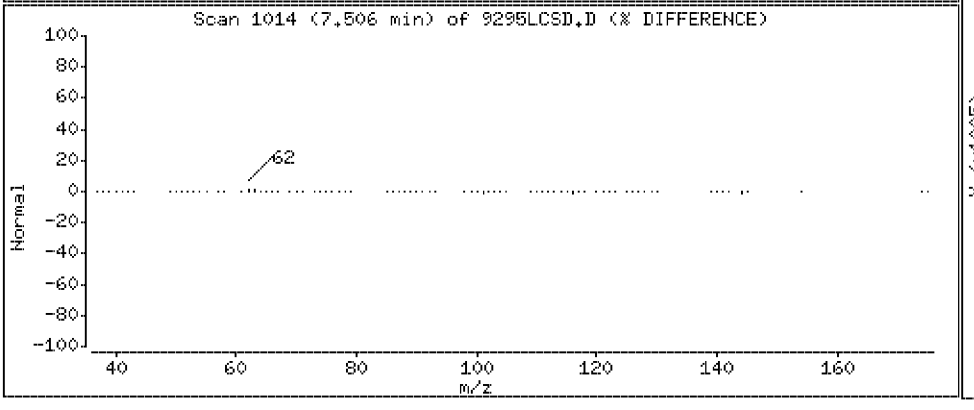

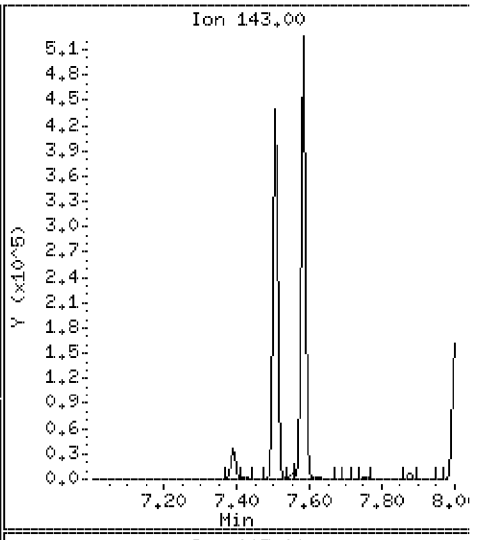

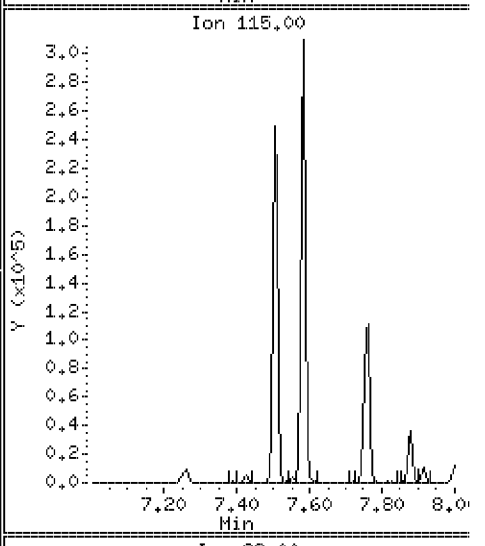

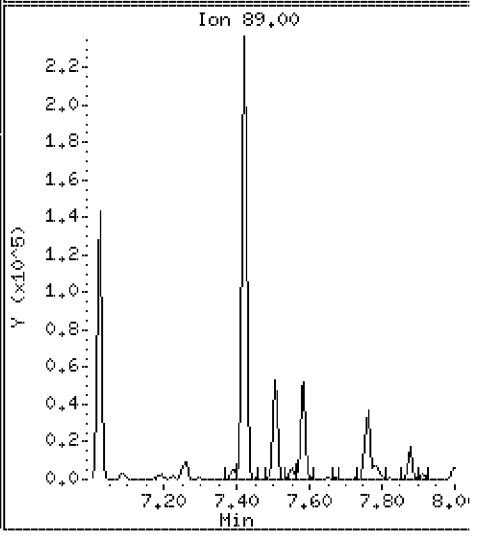

Data File: \\Svecd04\DD\chem\smsd03.i\S305031P.b\9295LCSD.D

Date : 03-MAY-2012 18:00

Client ID: 128811LCSD

Instrument: smsd03.i

Sample Info: SW128811LCSD

Purge Volume: 1000.0

Operator: PEL

Column phase: HPMS-5

Column diameter: 0.25

78 2,3,4,6-Tetrachlorophenol

Concentration: 33.8 ug/l

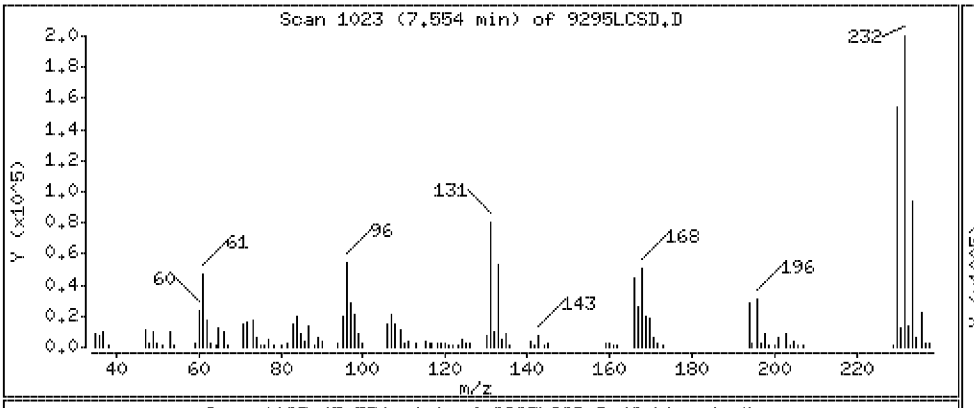

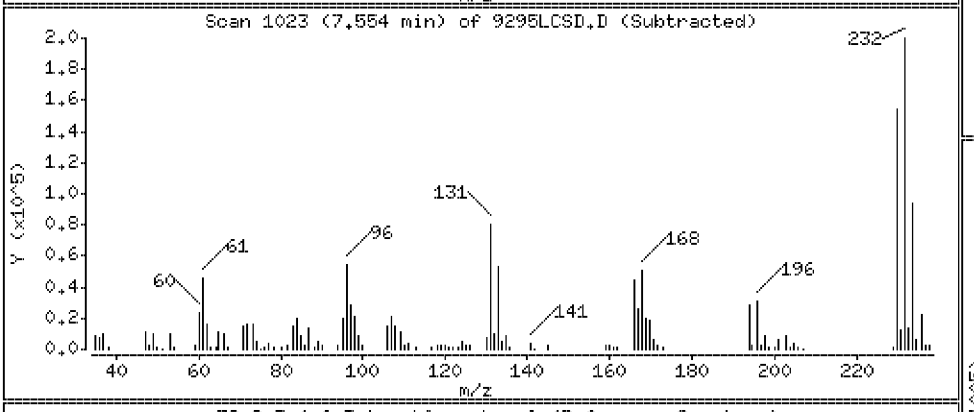

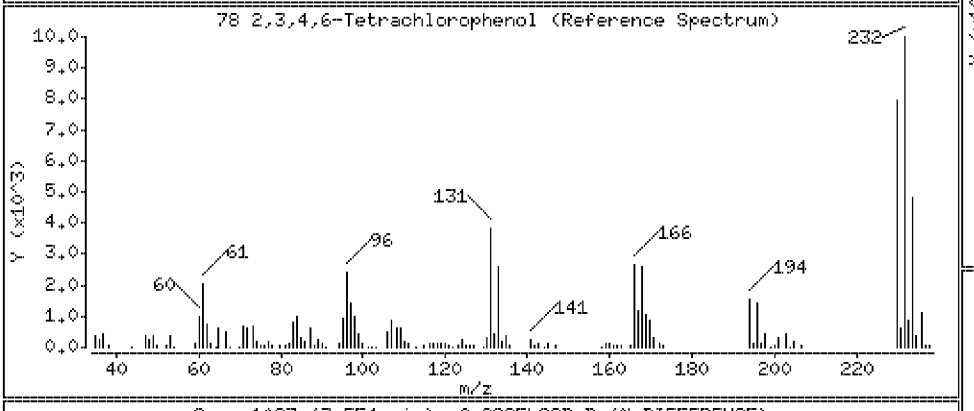

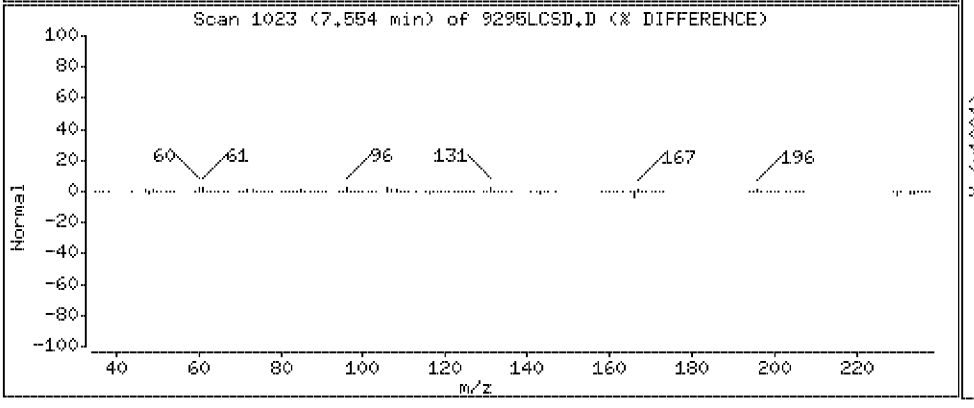

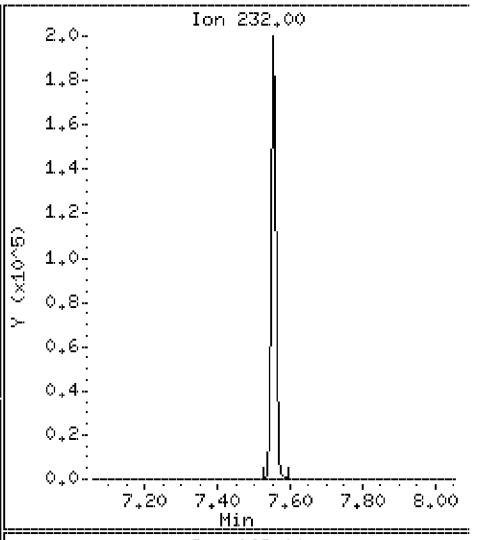

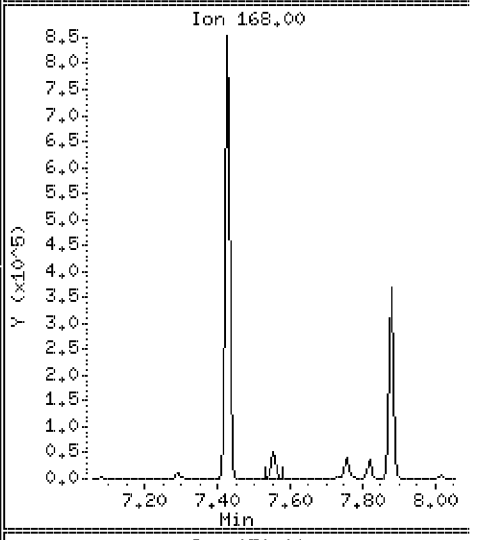

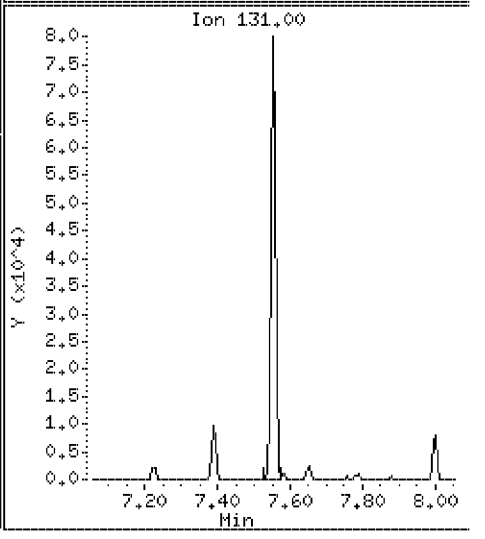

Data File: \\Svecd04\DD\chem\smsd03.i\S305031P.b\9295LCSD.D

Date : 03-MAY-2012 18:00

Client ID: 128811LCSD

Instrument: smsd03.i

Sample Info: SW128811LCSD

Purge Volume: 1000.0

Operator: PEL

Column phase: HPMS-5

Column diameter: 0.25

79 2-Naphthylamine

Concentration: 36.4 ug/l

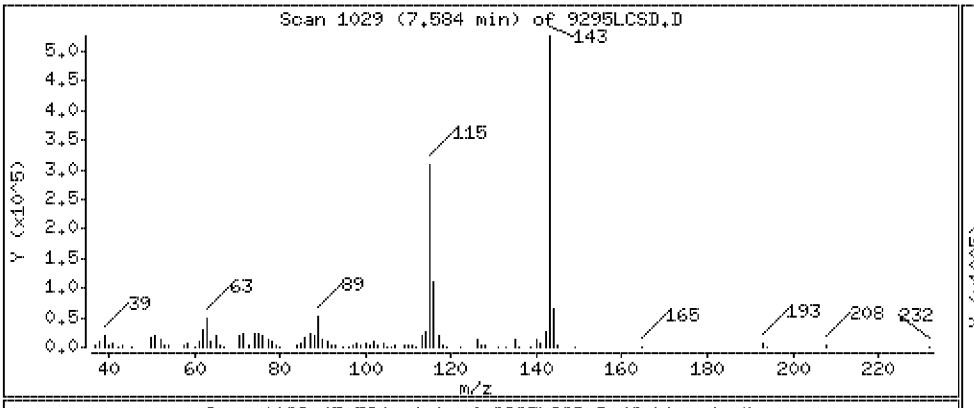

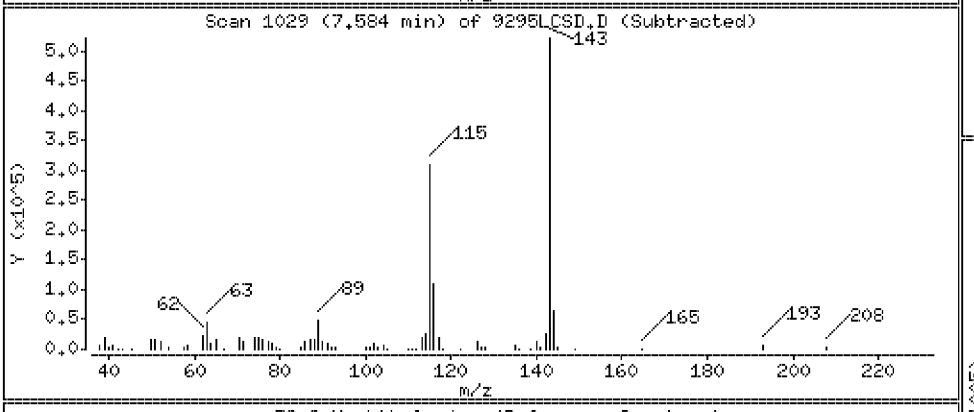

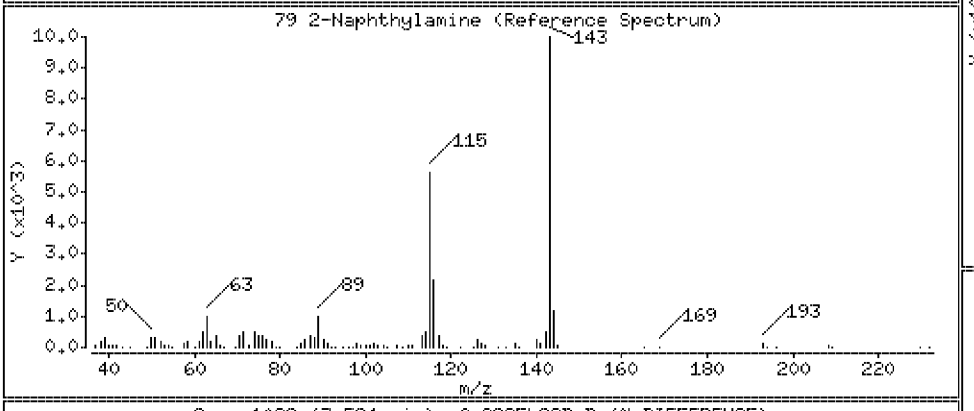

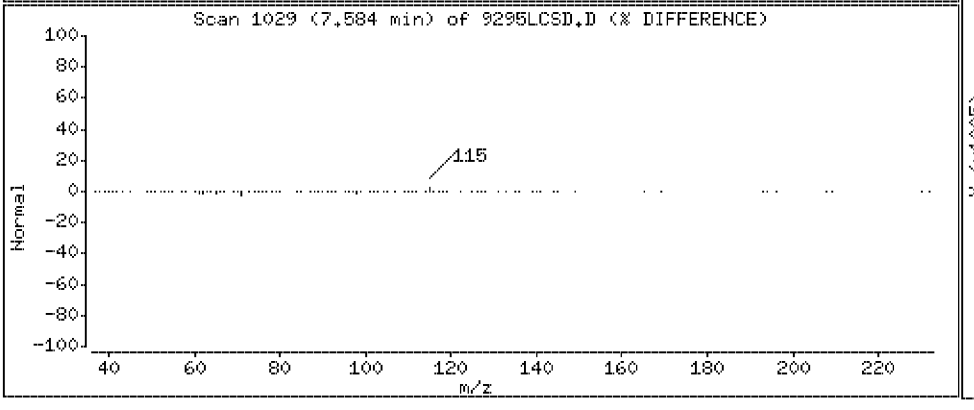

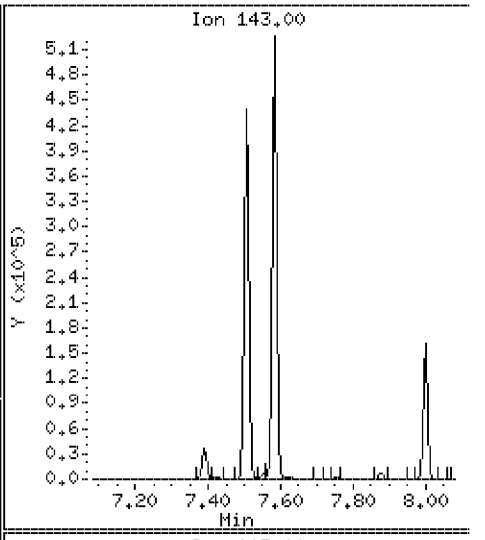

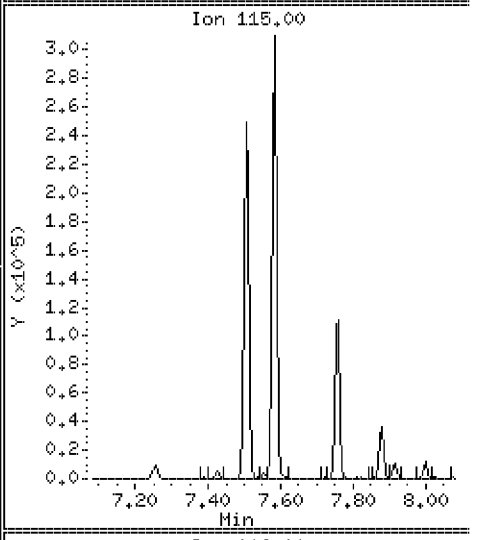

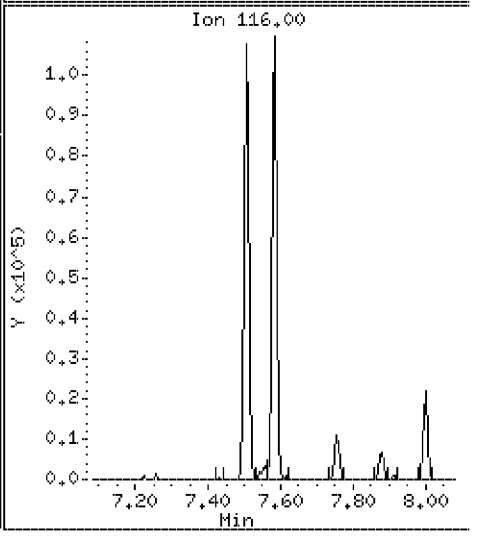

Data File: \\Svecd04\DD\chem\smsd03.i\S305031P.b\9295LCSD.D

Date : 03-MAY-2012 18:00

Client ID: 128811LCSD

Instrument: smsd03.i

Sample Info: SW128811LCSD

Purge Volume: 1000.0

Operator: PEL

Column phase: HPMS-5

Column diameter: 0.25

80 Diethylphthalate

Concentration: 38.3 ug/l

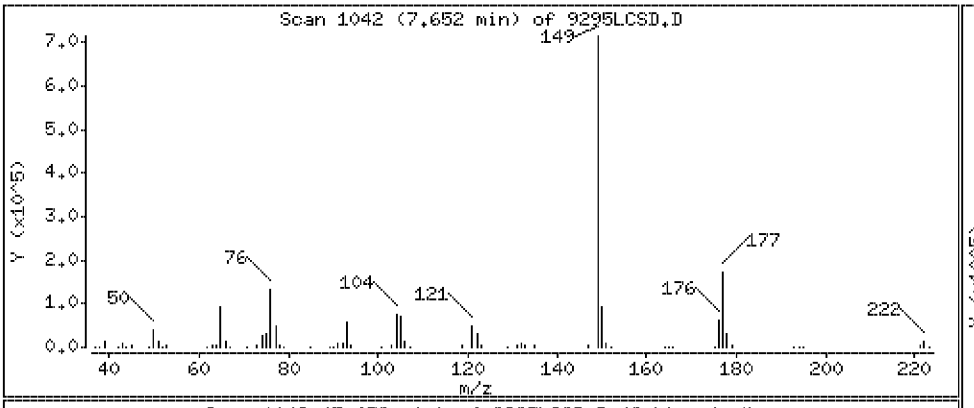

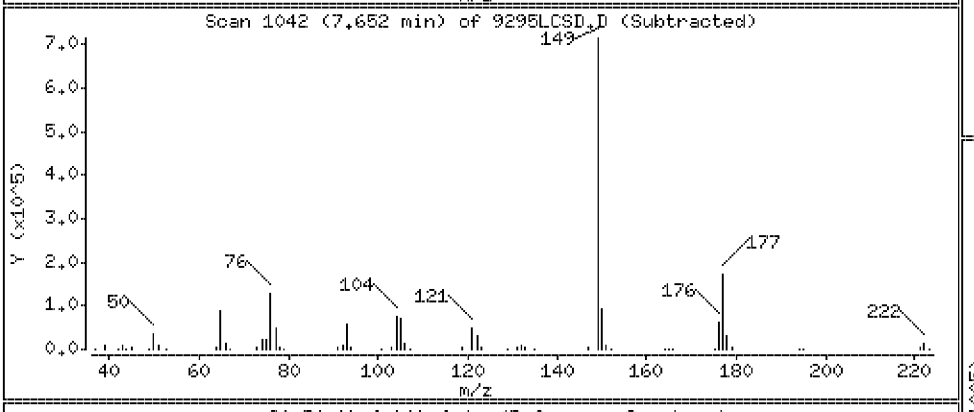

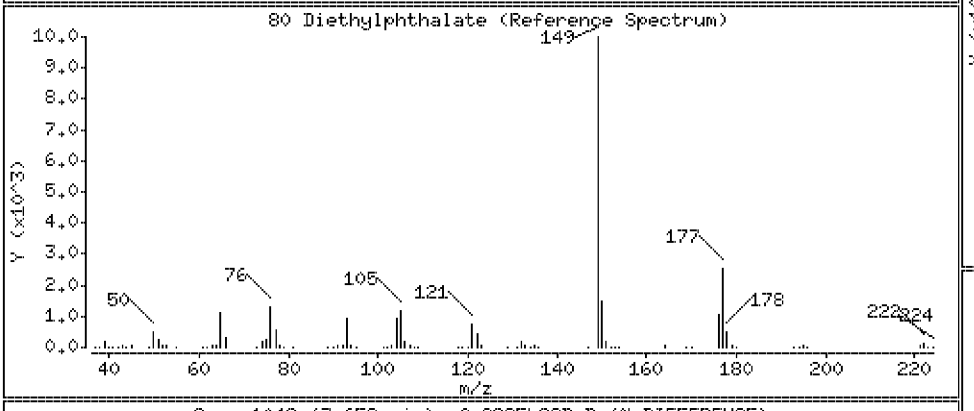

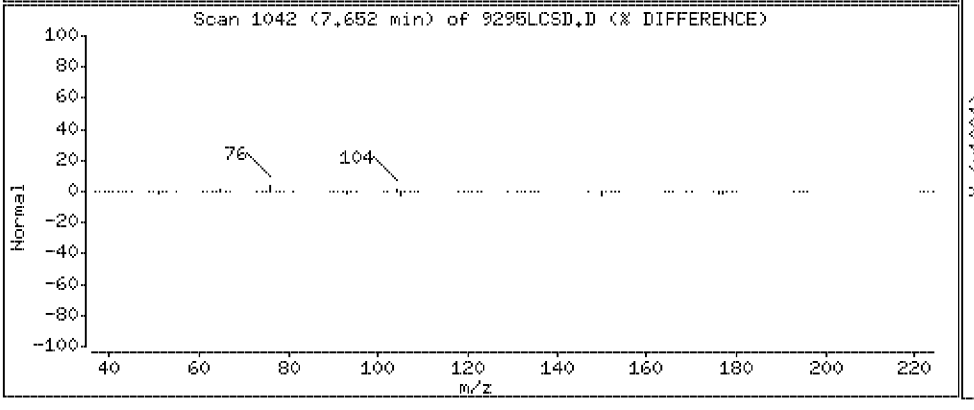

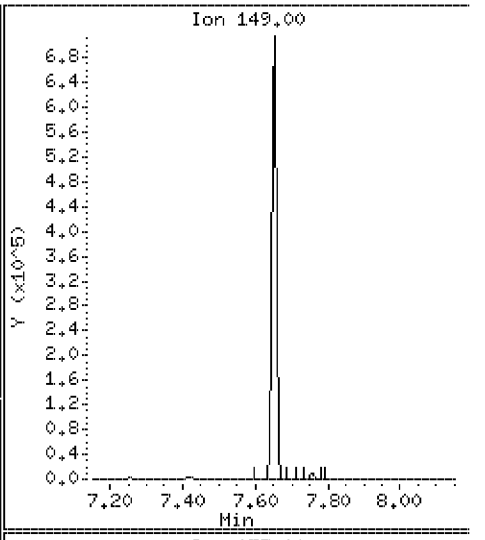

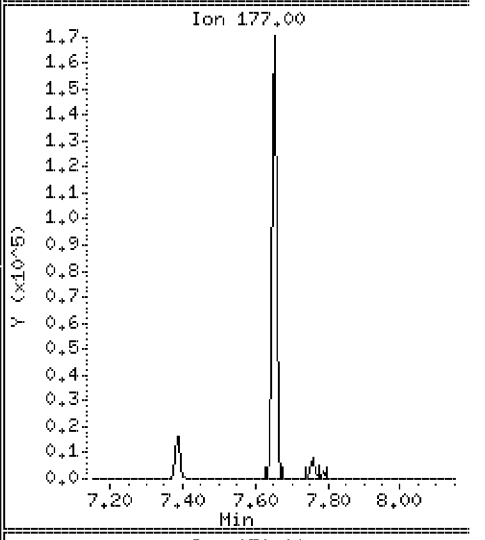

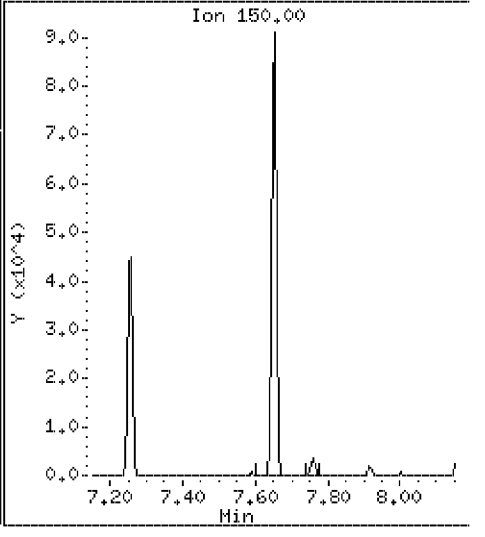

Data File: \\Svecd04\DD\chem\smsd03.i\S305031P.b\9295LCSD.D

Date : 03-MAY-2012 18:00

Client ID: 128811LCSD

Instrument: smsd03.i

Sample Info: SW128811LCSD

Purge Volume: 1000.0

Operator: PEL

Column phase: HPMS-5

Column diameter: 0.25

81 Fluorene

Concentration: 34.2 ug/l

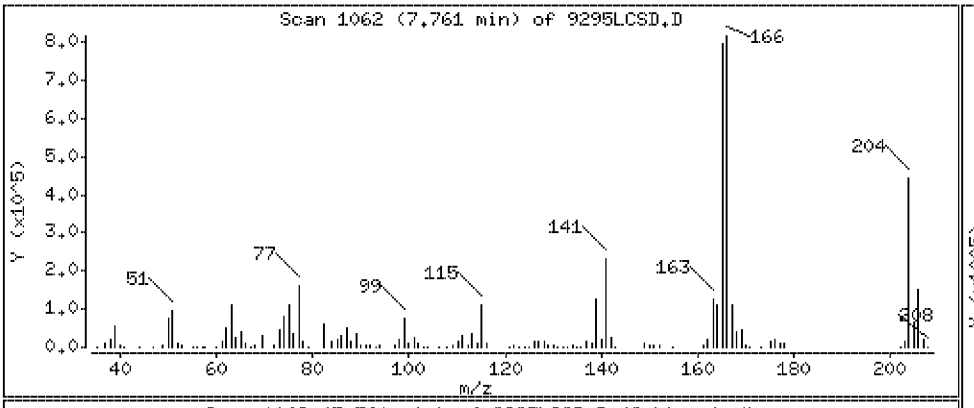

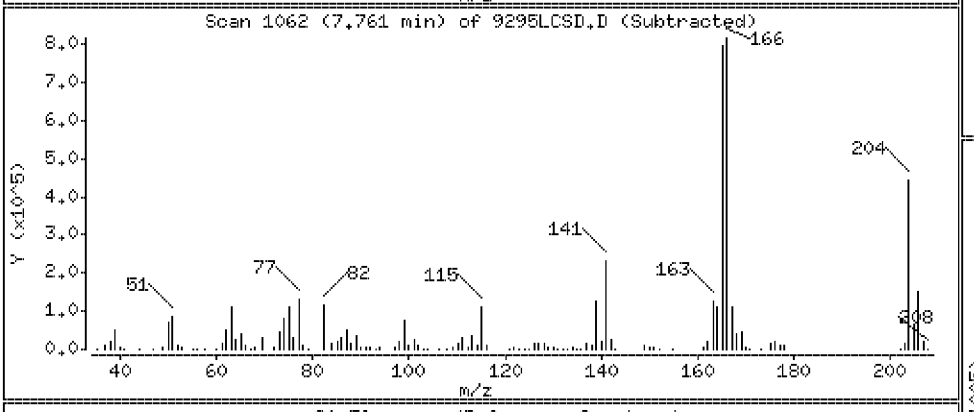

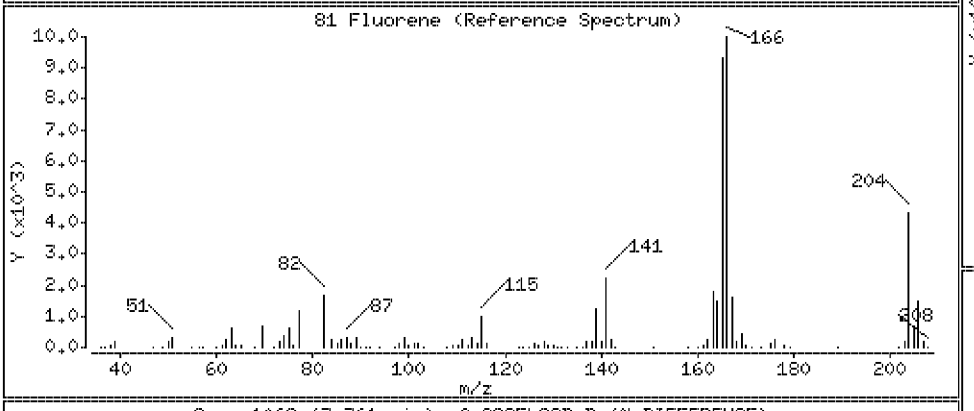

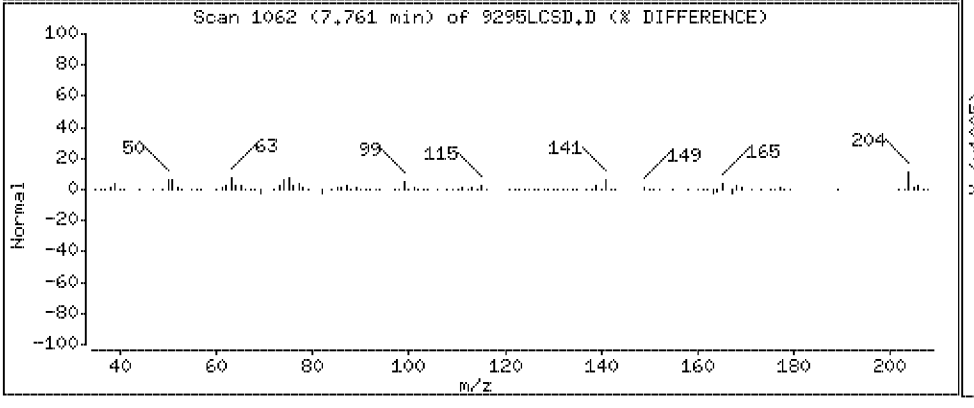

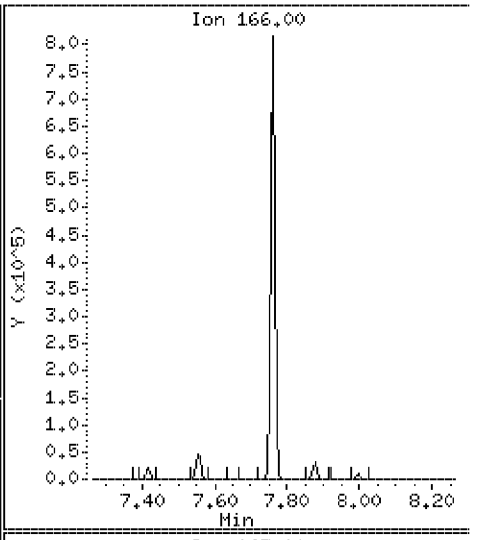

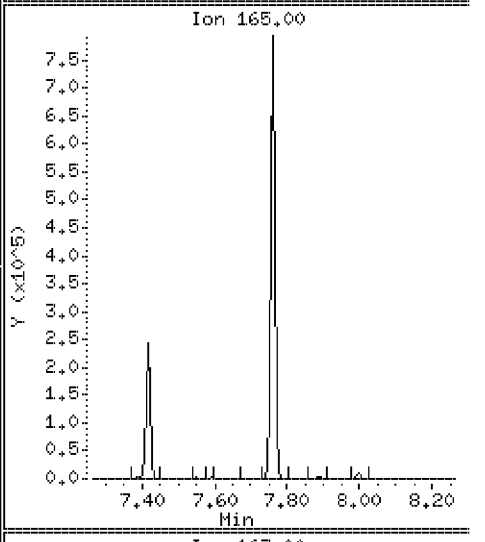

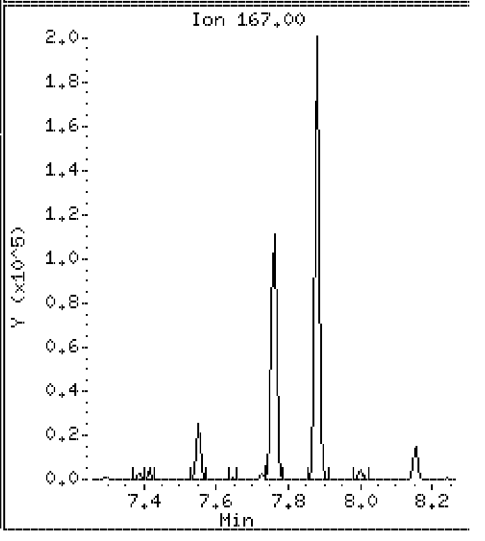

Data File: \\Svecd04\DD\chem\smsd03.i\S305031P.b\9295LCSD.D

Date : 03-MAY-2012 18:00

Client ID: 128811LCSD

Instrument: smsd03.i

Sample Info: SW128811LCSD

Purge Volume: 1000.0

Operator: PEL

Column phase: HPMS-5

Column diameter: 0.25

82 4-Chlorophenyl-phenylether

Concentration: 33.0 ug/l

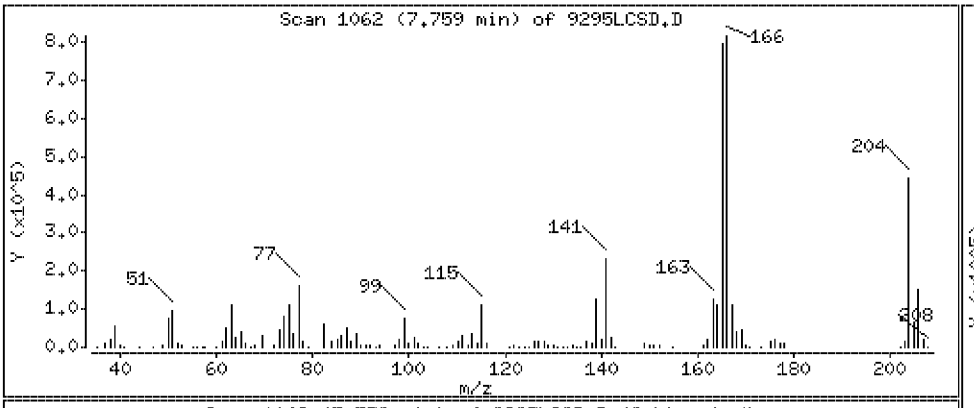

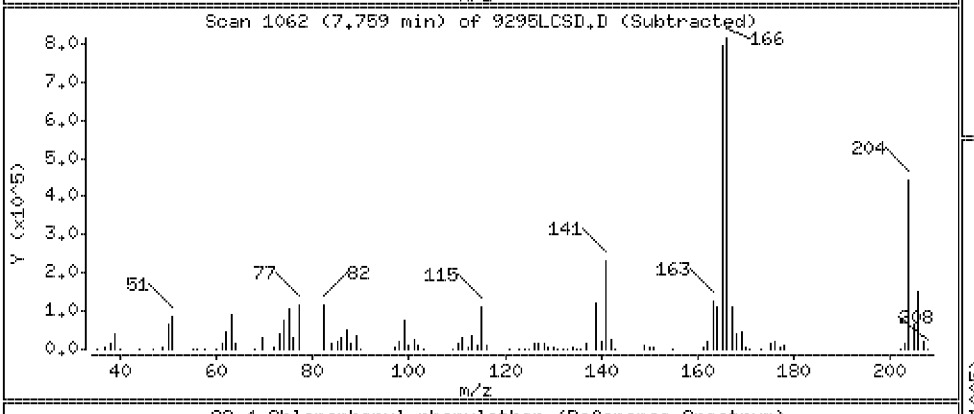

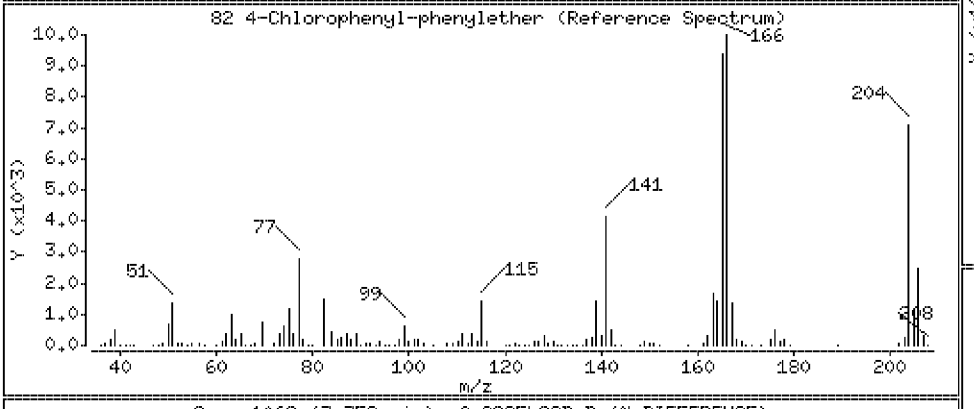

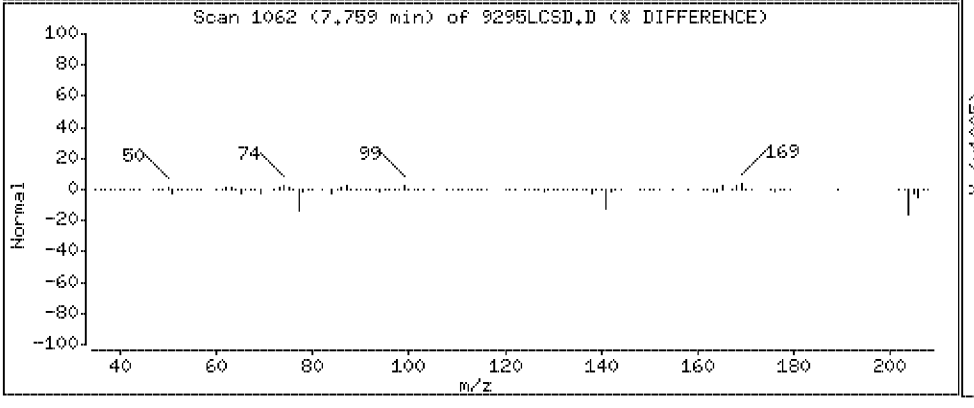

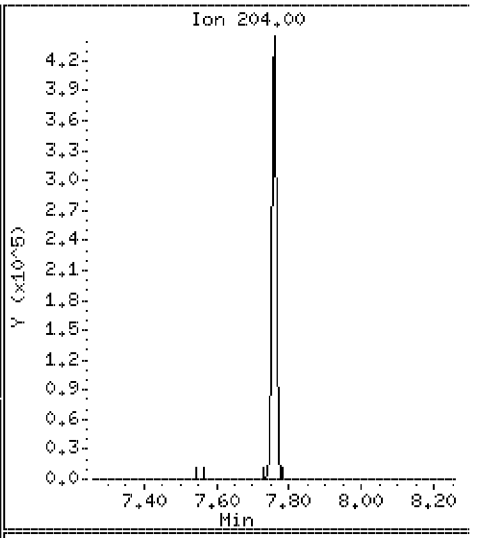

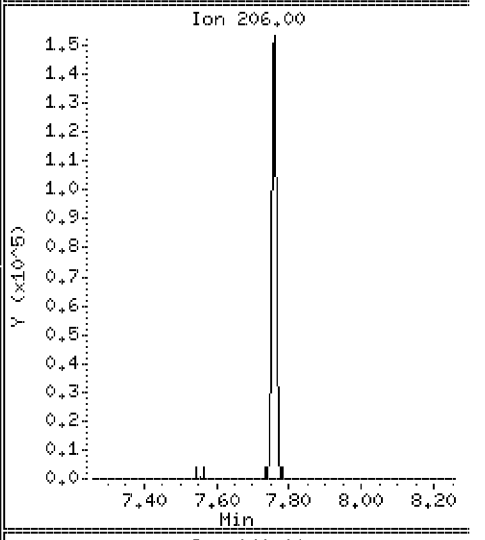

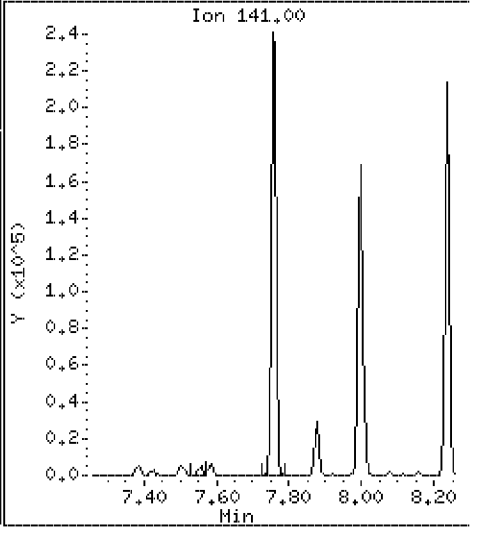

Data File: \\Svecd04\DD\chem\smsd03.i\S305031P.b\9295LCSD.D

Date : 03-MAY-2012 18:00

Client ID: 128811LCSD

Instrument: smsd03.i

Sample Info: SW128811LCSD

Purge Volume: 1000.0

Operator: PEL

Column phase: HPMS-5

Column diameter: 0.25

83 5-Nitro-ortho-toluidine

Concentration: 32.0 ug/l

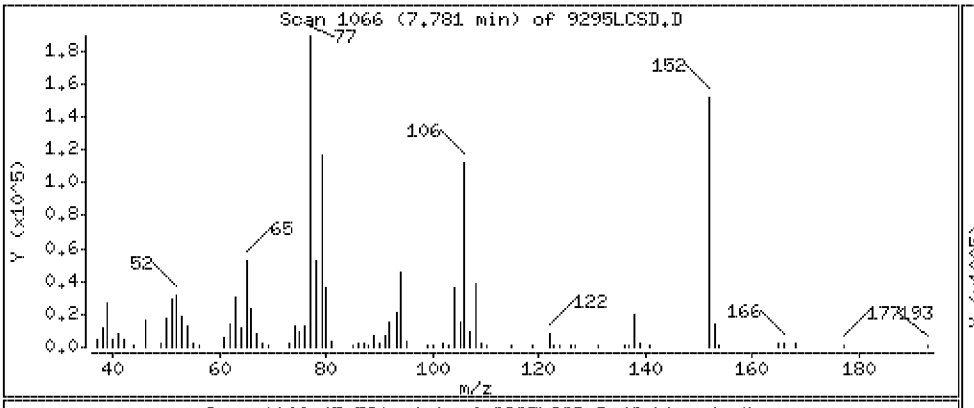

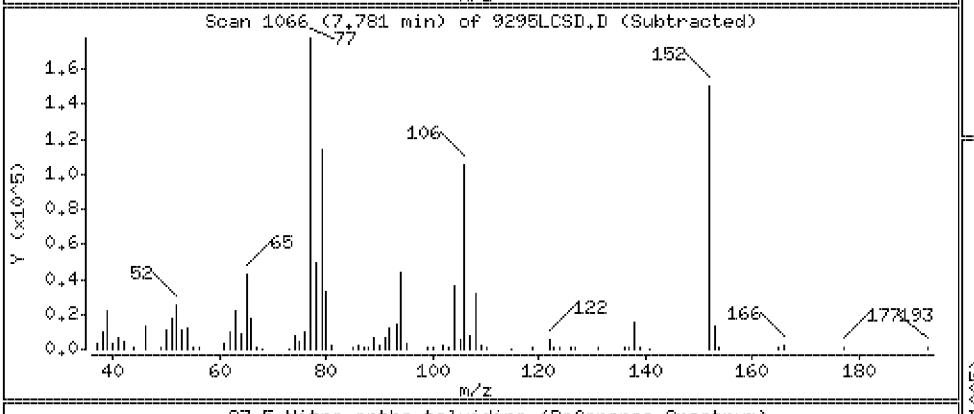

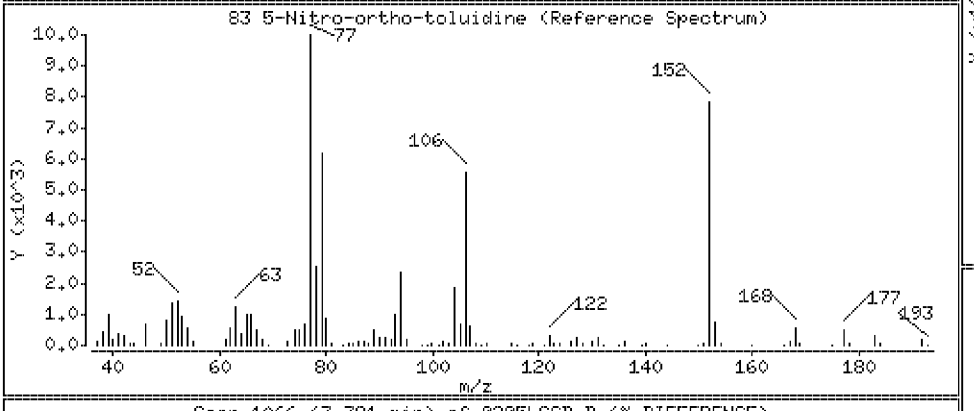

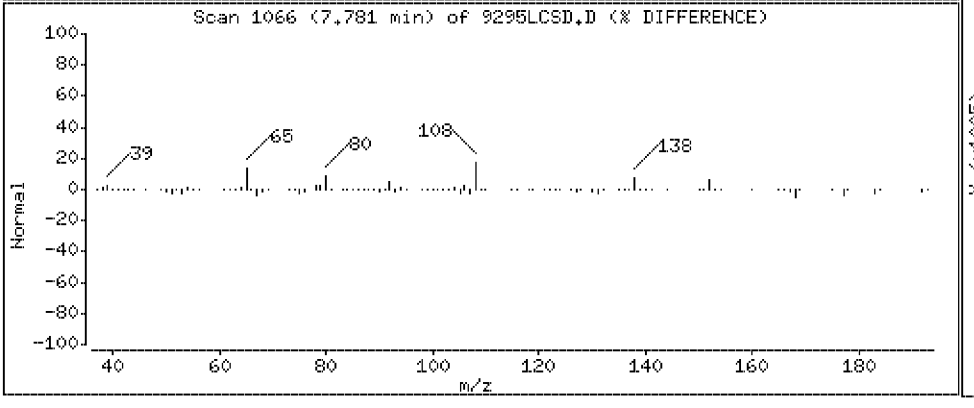

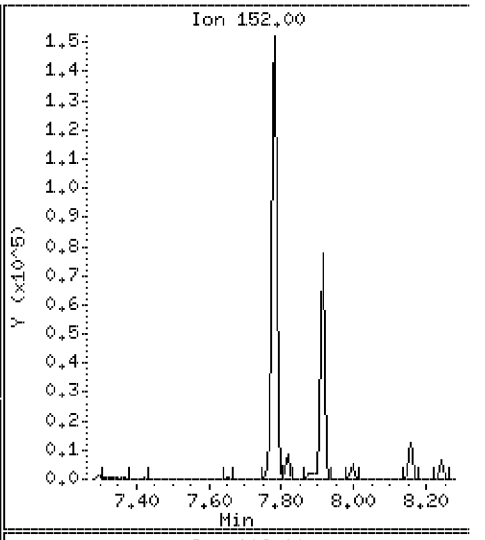

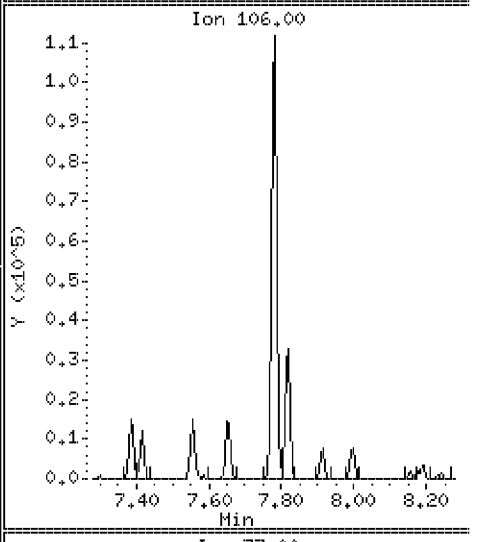

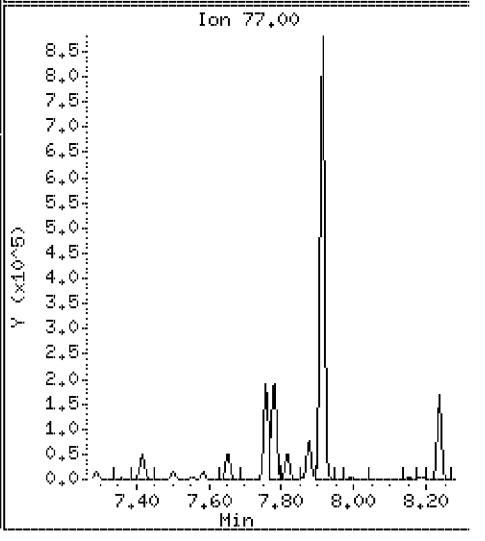

Data File: \\Svecd04\DD\chem\smsd03.i\S305031P.b\9295LCSD.D

Date : 03-MAY-2012 18:00

Client ID: 128811LCSD

Instrument: smsd03.i

Sample Info: SW128811LCSD

Purge Volume: 1000.0

Operator: PEL

Column phase: HPMS-5

Column diameter: 0.25

84 4-Nitroaniline

Concentration: 41.1 ug/l

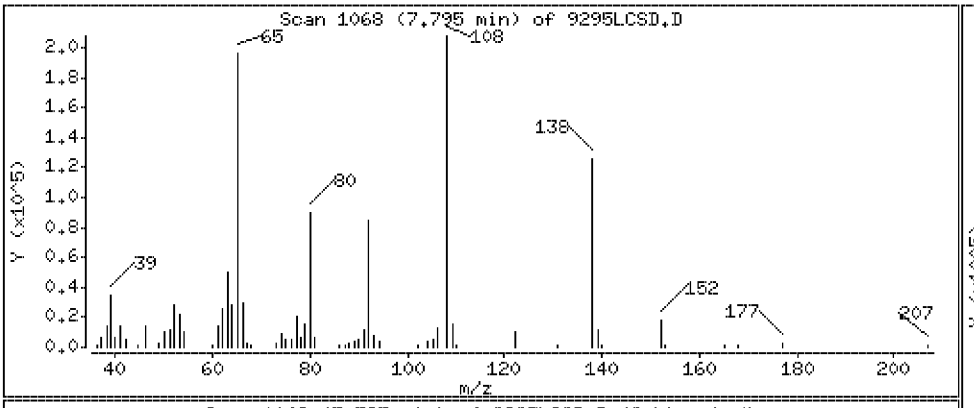

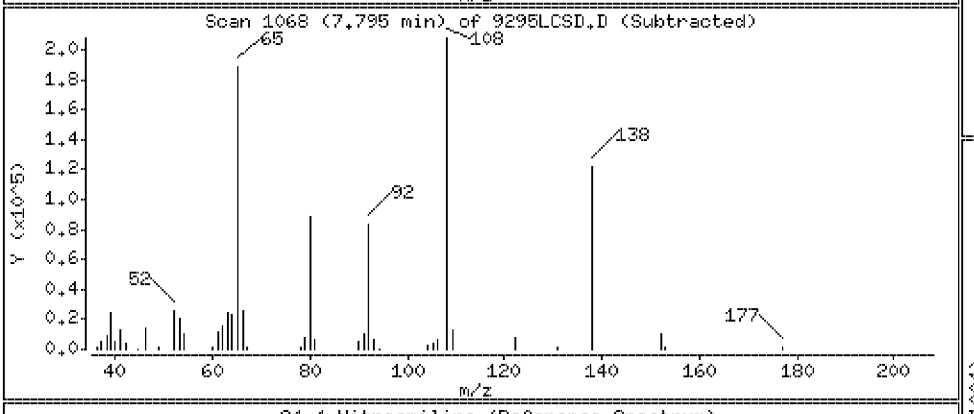

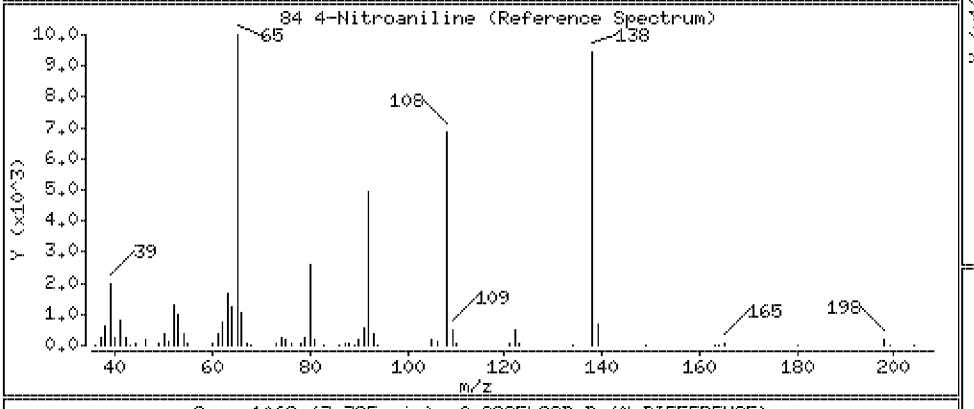

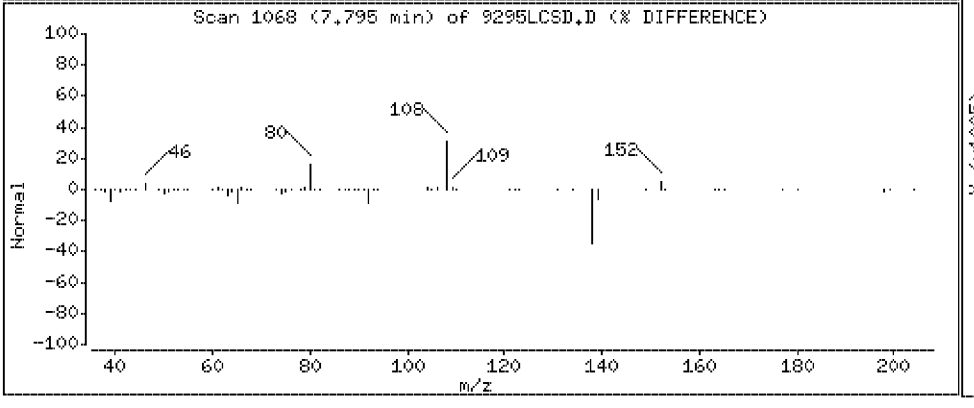

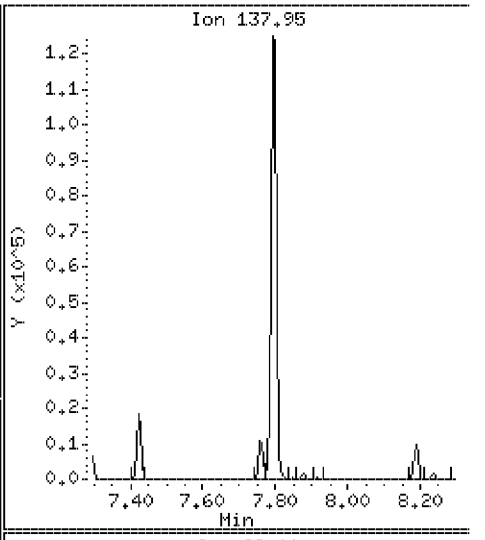

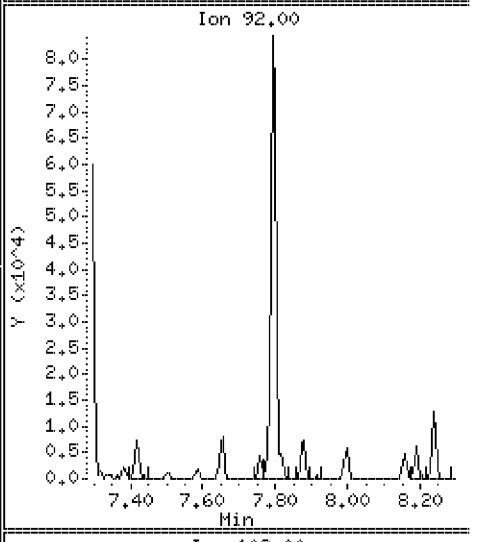

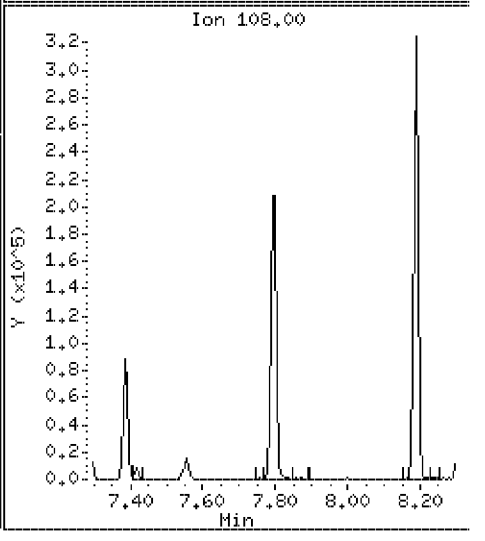

Data File: \\Svecd04\DD\chem\smsd03.i\S305031P.b\9295LCSD.D

Date : 03-MAY-2012 18:00

Client ID: 128811LCSD

Instrument: smsd03.i

Sample Info: SW128811LCSD

Purge Volume: 1000.0

Operator: PEL

Column phase: HPMS-5

Column diameter: 0.25

85 4,6-Dinitro-2-methylphenol

Concentration: 32.3 ug/l

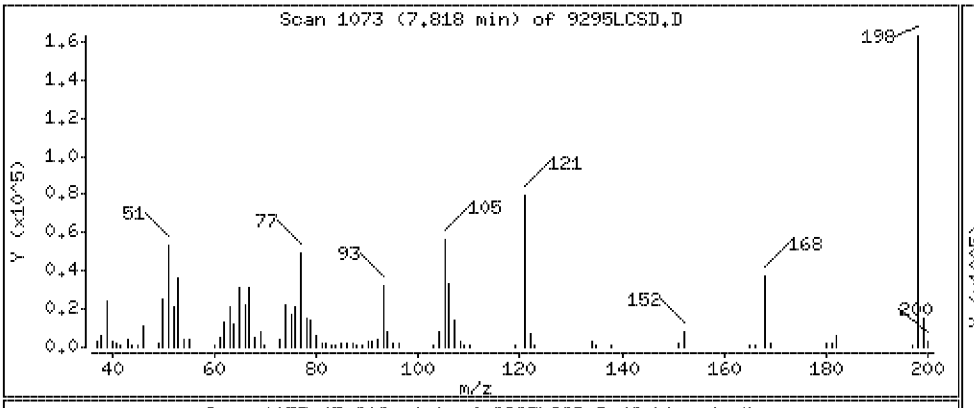

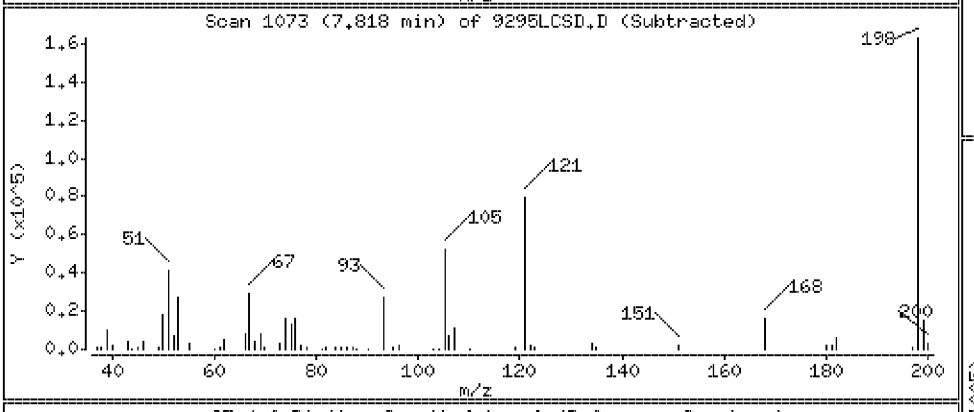

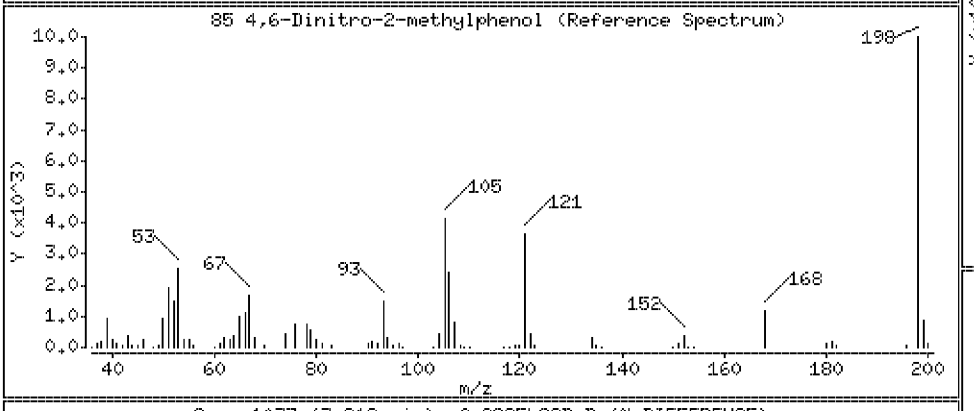

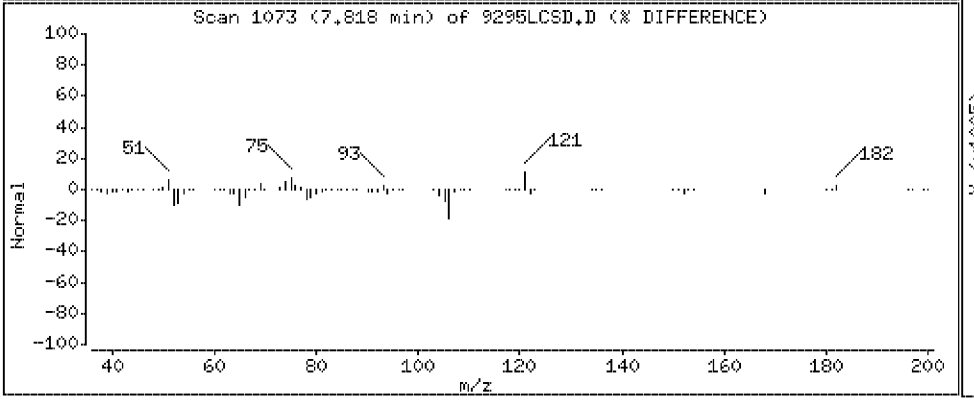

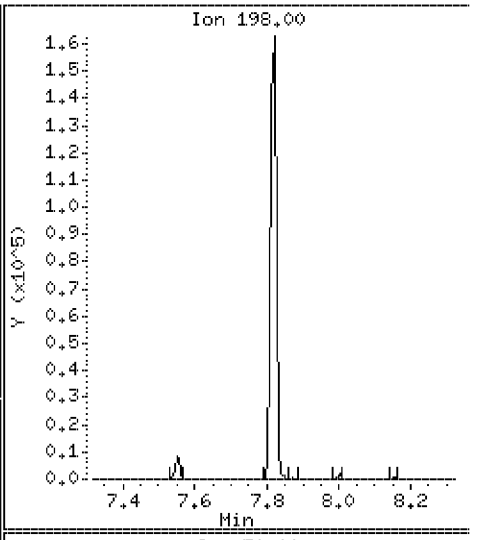

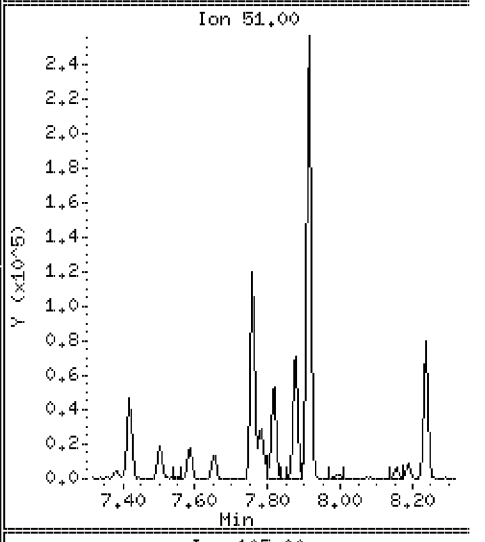

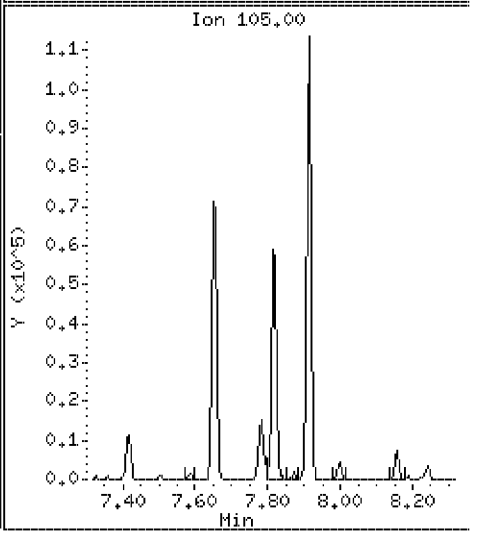

Data File: \\Svecd04\DD\chem\smsd03.i\S305031P.b\9295LCSD.D

Date : 03-MAY-2012 18:00

Client ID: 128811LCSD

Instrument: smsd03.i

Sample Info: SW128811LCSD

Purge Volume: 1000.0

Operator: PEL

Column phase: HPMS-5

Column diameter: 0.25

86 N-Nitrosodiphenylamine

Concentration: 34.1 ug/l

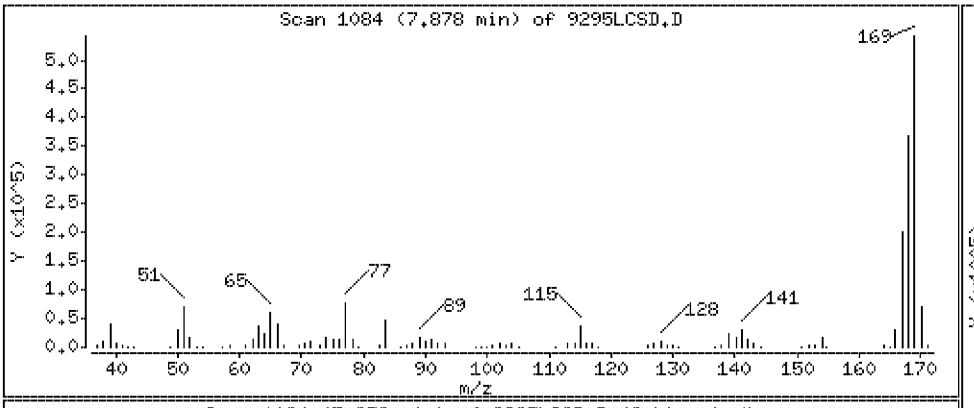

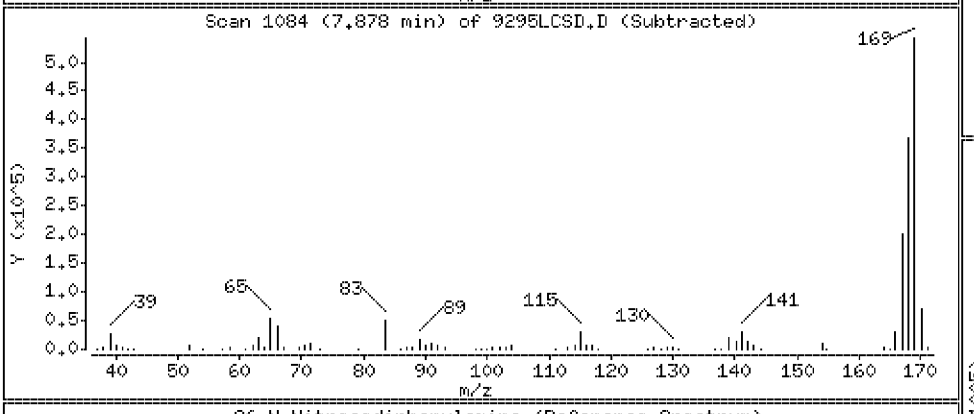

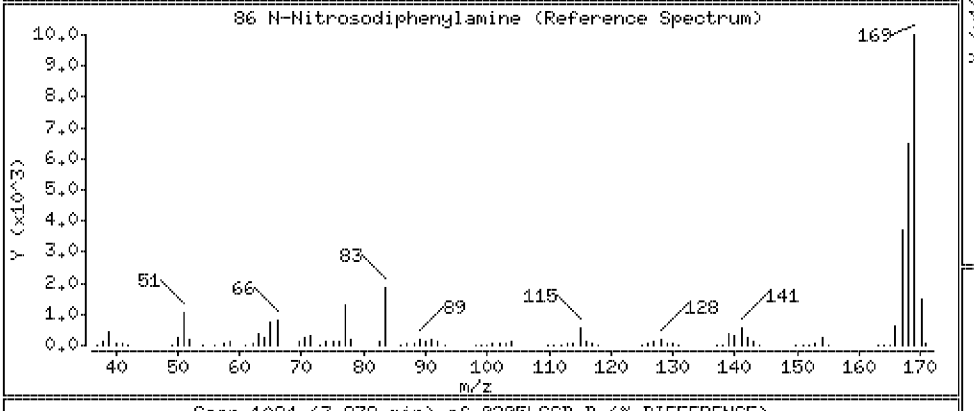

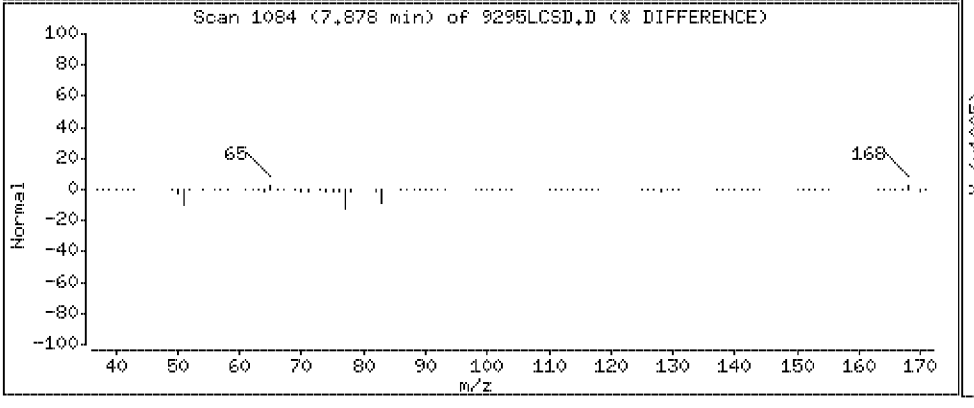

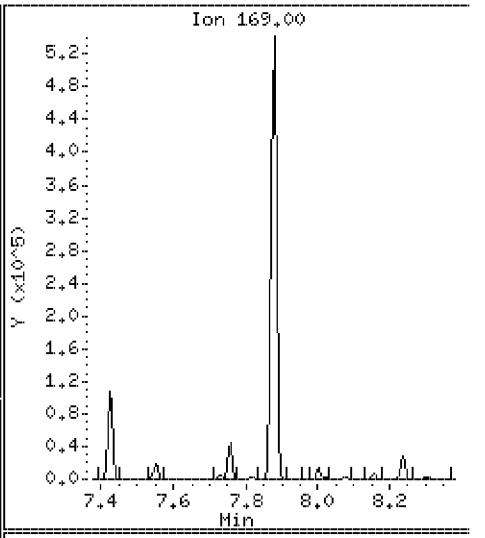

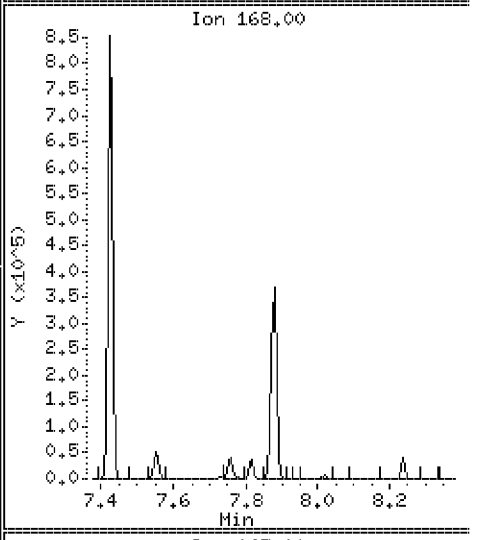

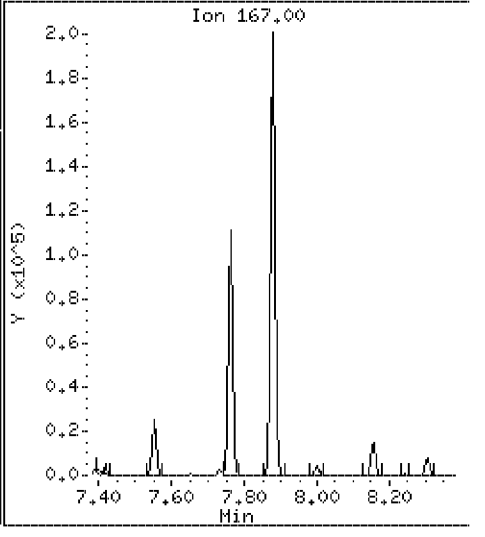

Data File: \\Svecd04\DD\chem\smsd03.i\S305031P.b\9295LCSD.D

Date : 03-MAY-2012 18:00

Client ID: 128811LCSD

Instrument: smsd03.i

Sample Info: SW128811LCSD

Purge Volume: 1000.0

Operator: PEL

Column phase: HPMS-5

Column diameter: 0.25

87 1,2-Diphenylhydrazine

Concentration: 39.8 ug/l

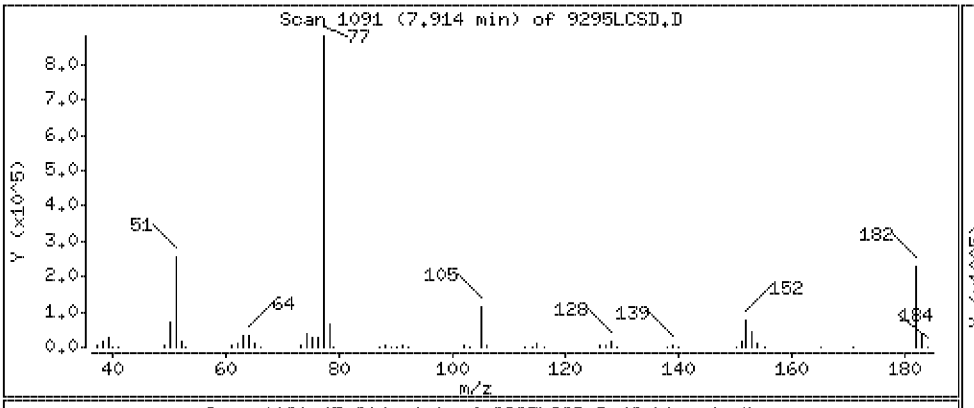

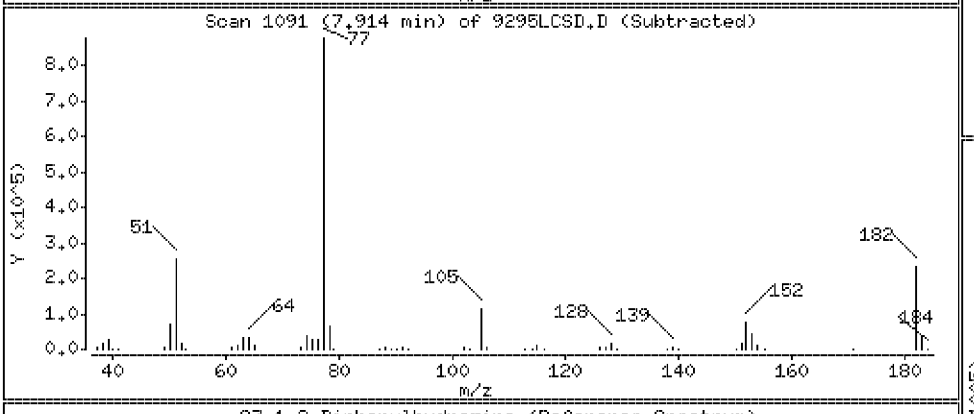

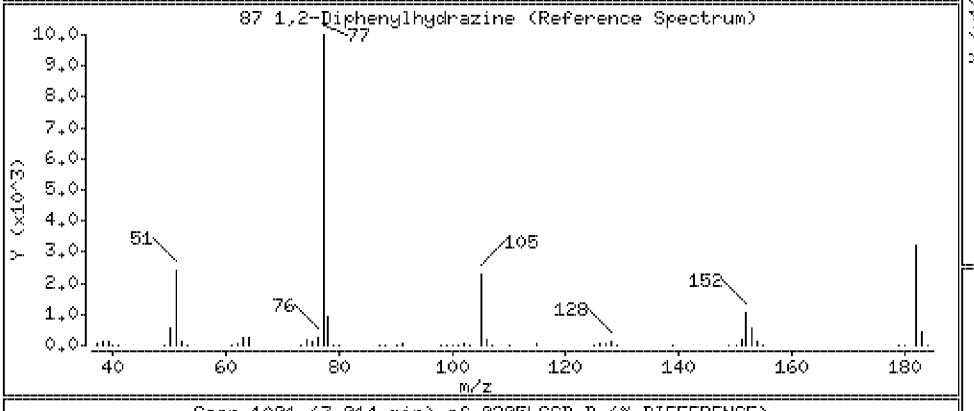

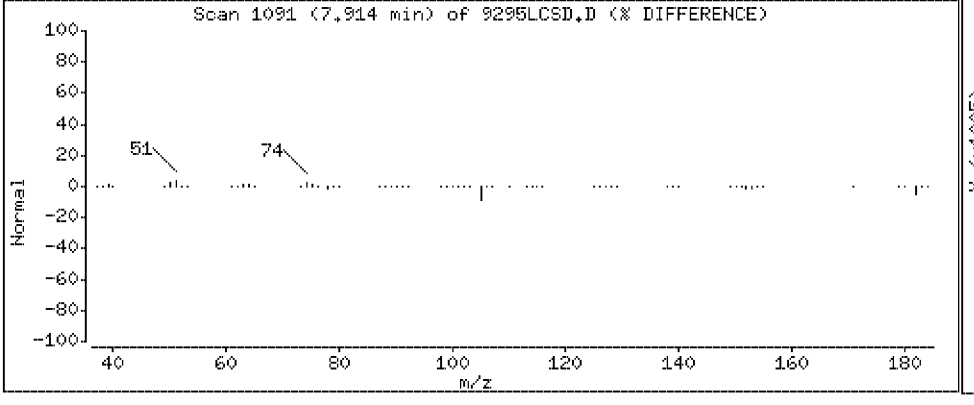

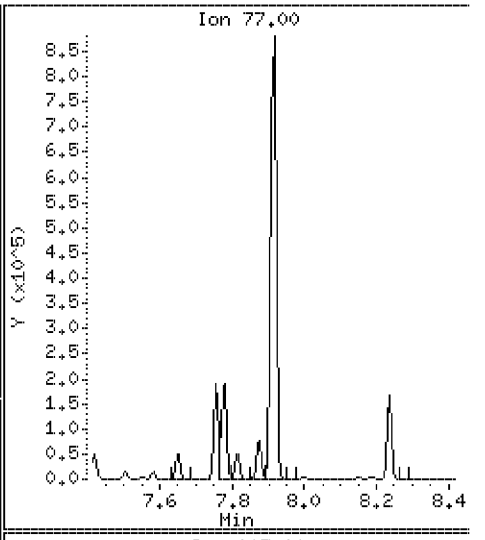

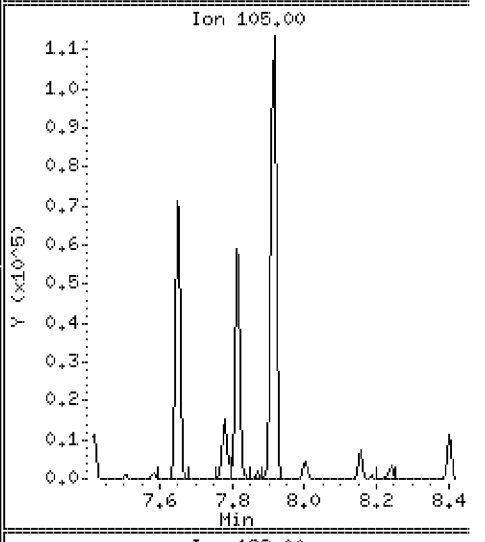

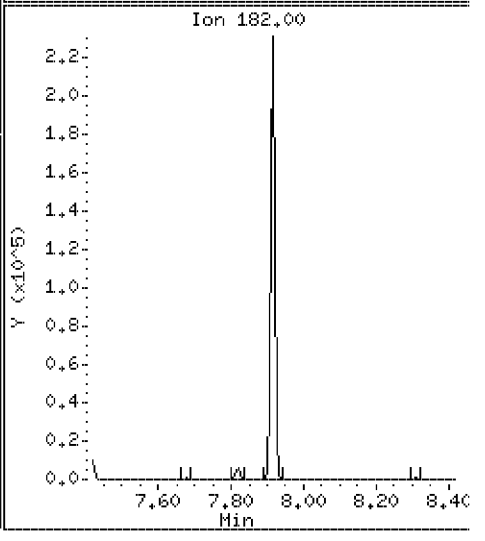

Data File: \\Svecd04\DD\chem\smsd03.i\S305031P.b\9295LCSD.D

Date : 03-MAY-2012 18:00

Client ID: 128811LCSD

Instrument: smsd03.i

Sample Info: SW128811LCSD

Purge Volume: 1000.0

Operator: PEL

Column phase: HPMS-5

Column diameter: 0.25

89 Diallate

Concentration: 33.0 ug/l

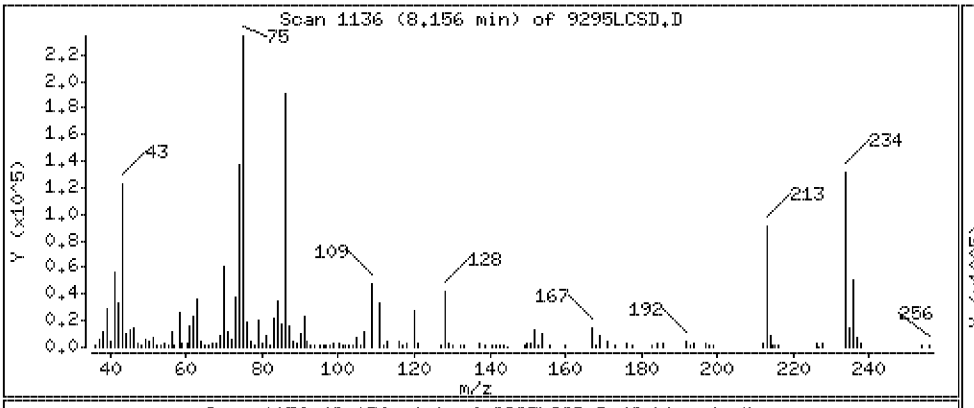

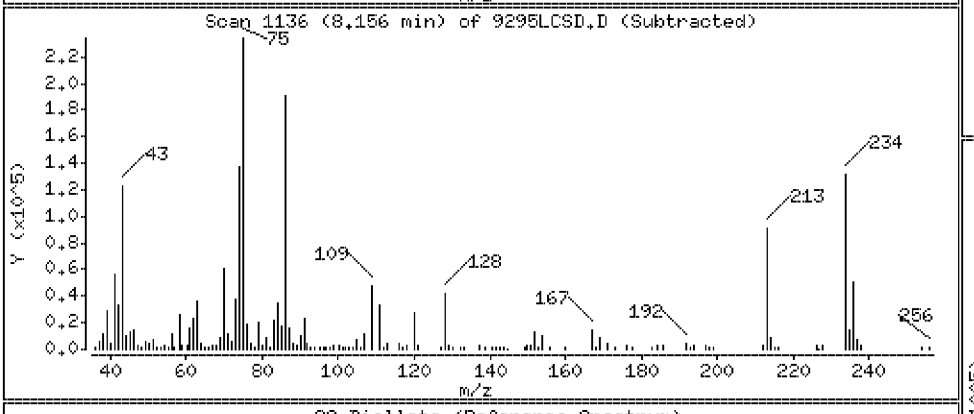

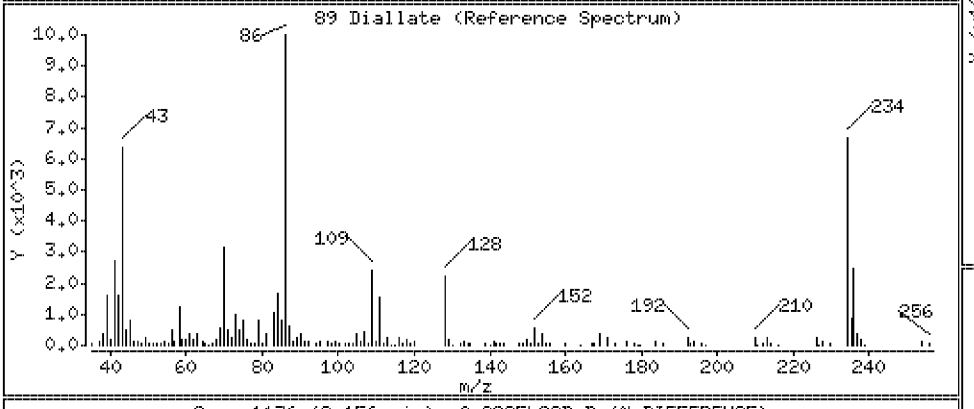

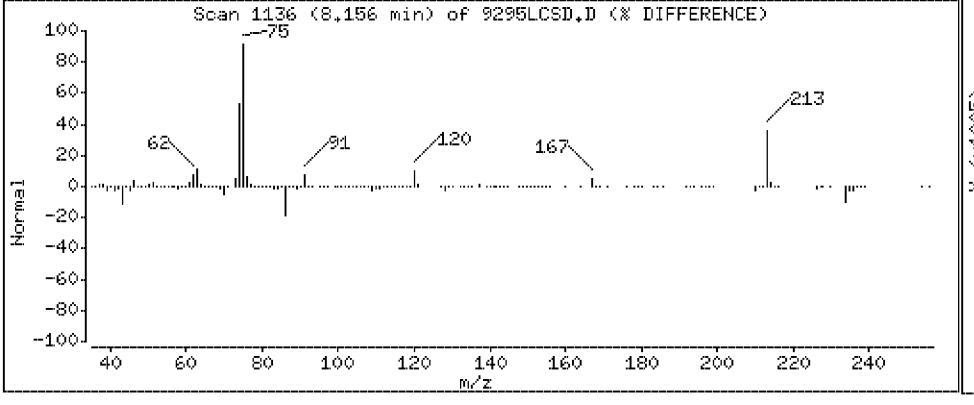

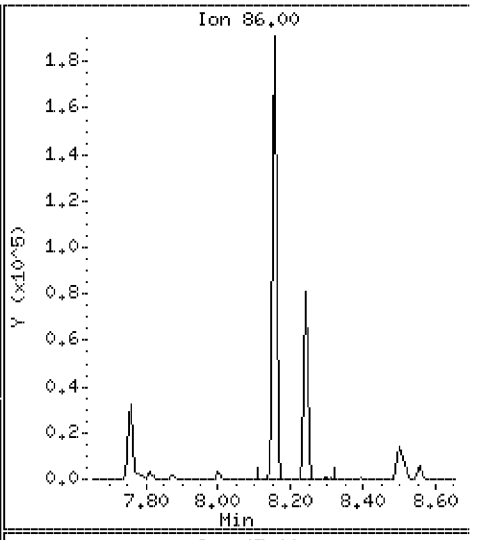

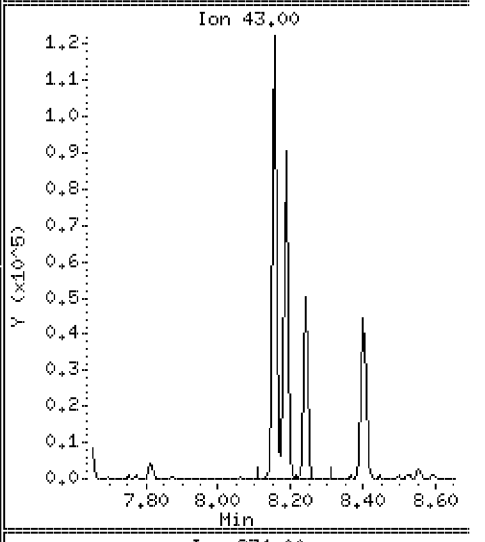

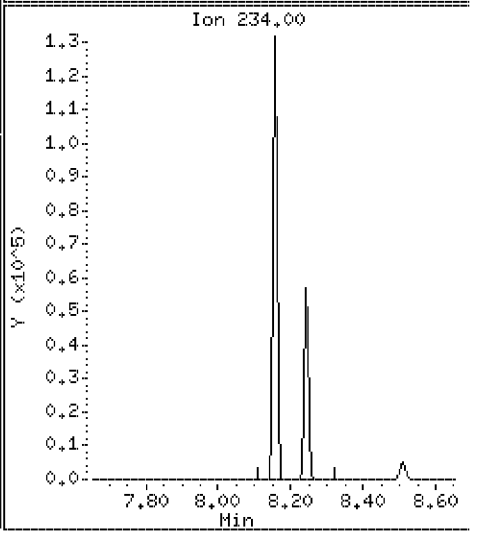

Data File: \\Svecd04\DD\chem\smsd03.i\S305031P.b\9295LCSD.D

Date : 03-MAY-2012 18:00

Client ID: 128811LCSD

Instrument: smsd03.i

Sample Info: SW128811LCSD

Purge Volume: 1000.0

Operator: PEL

Column phase: HPMS-5

Column diameter: 0.25

90 1,3,5-Trinitrobenzene

Concentration: 21.1 ug/l

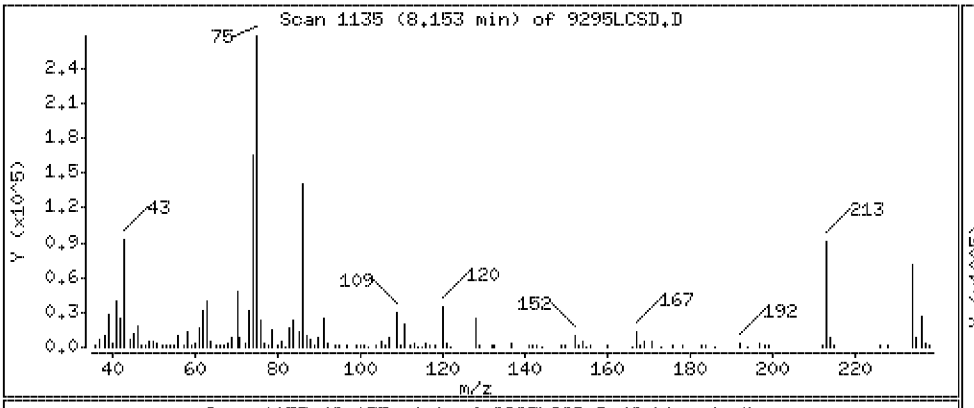

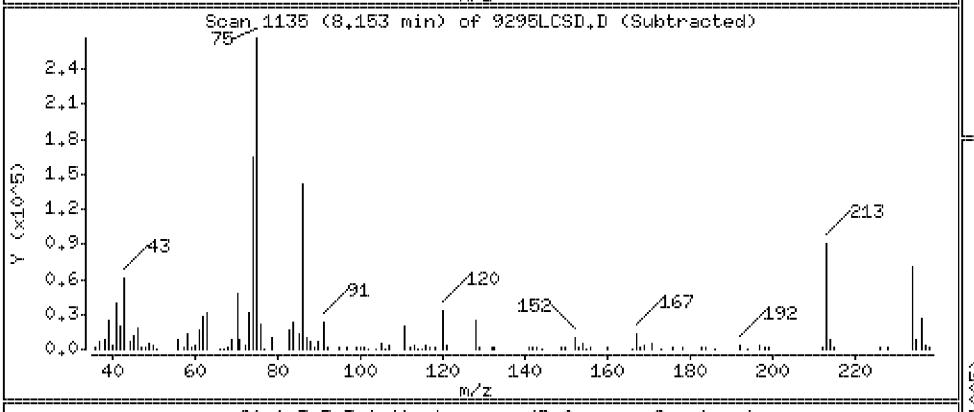

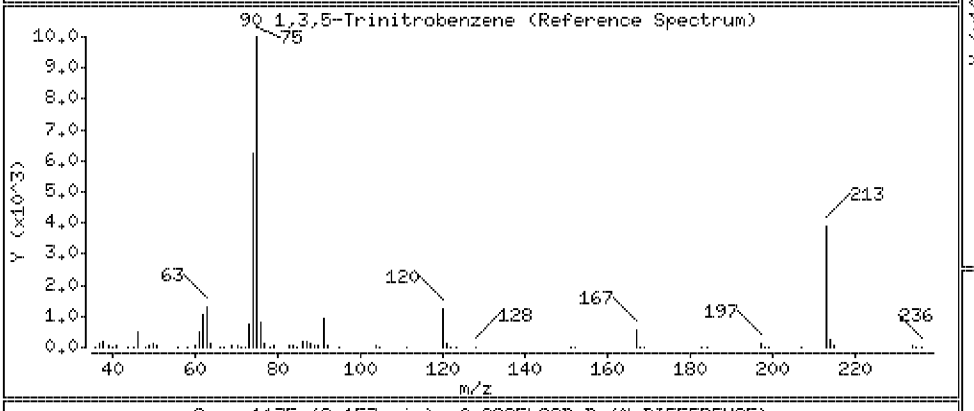

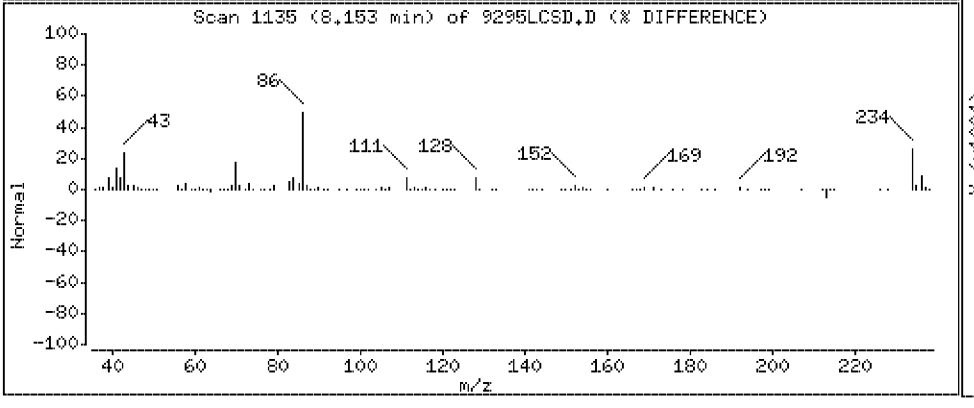

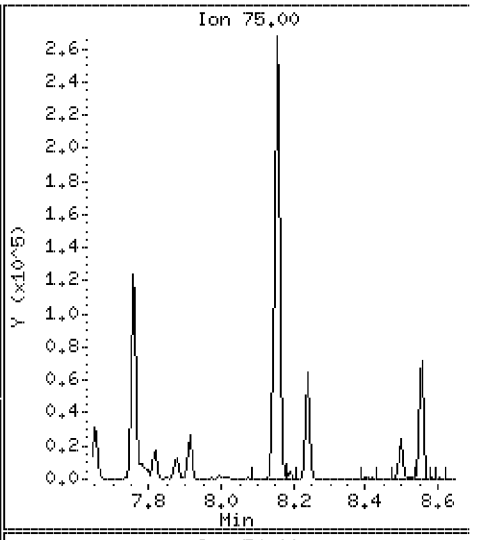

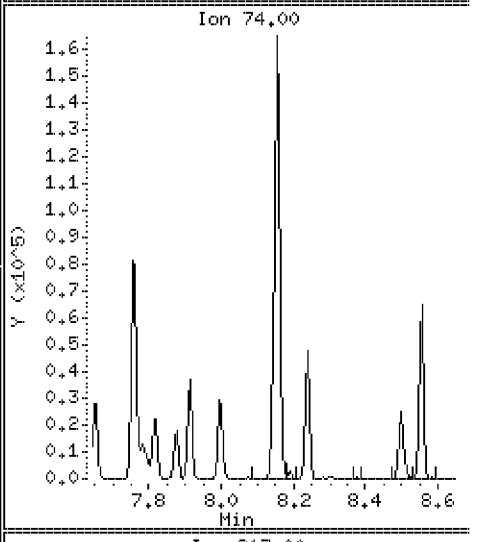

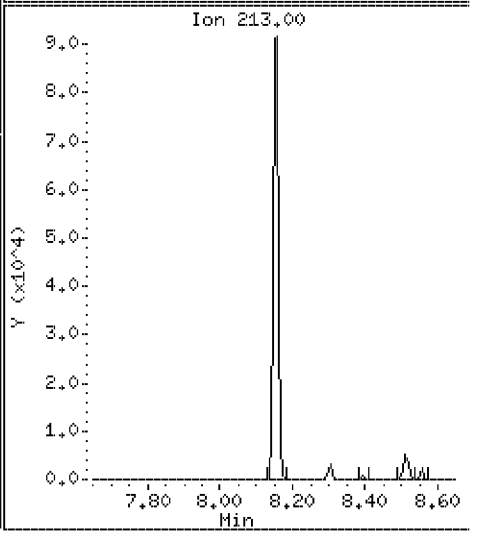

Data File: \\Svecd04\DD\chem\smsd03.i\S305031P.b\9295LCSD.D

Date : 03-MAY-2012 18:00

Client ID: 128811LCSD

Instrument: smsd03.i

Sample Info: SW128811LCSD

Purge Volume: 1000.0

Operator: PEL

Column phase: HPMS-5

Column diameter: 0.25

91 p-Phenylenediamine

Concentration: 34.3 ug/l

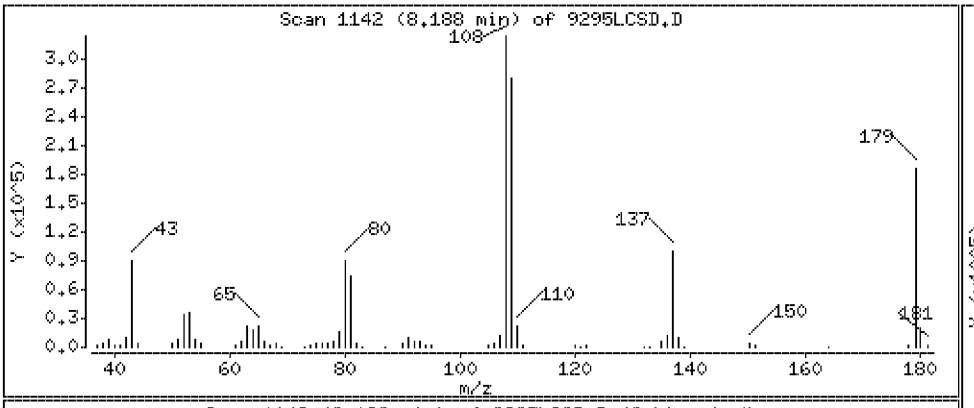

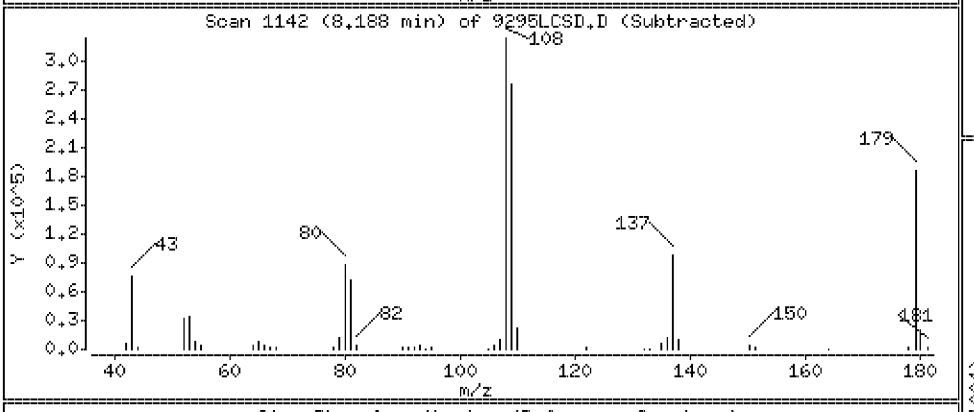

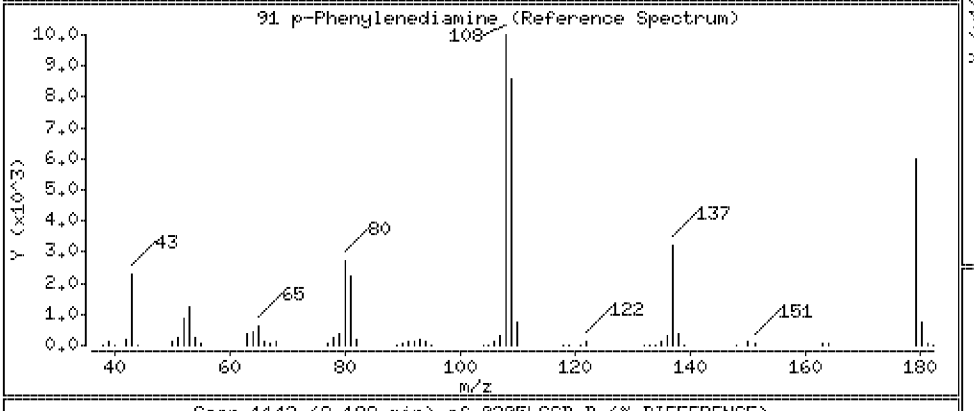

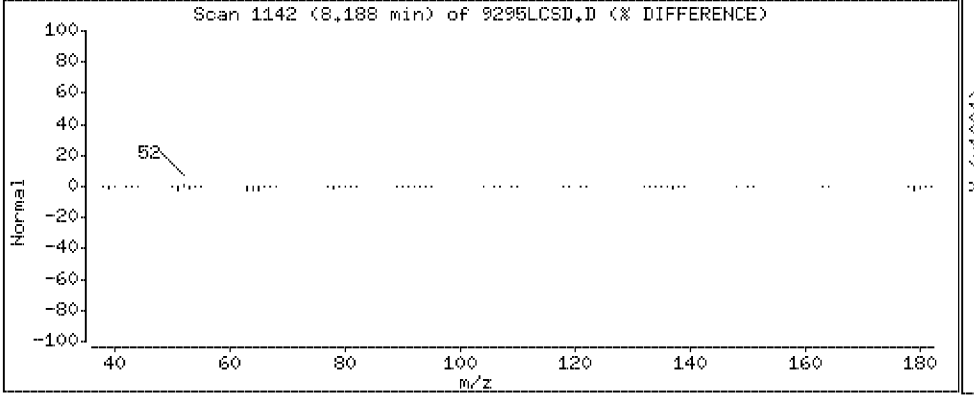

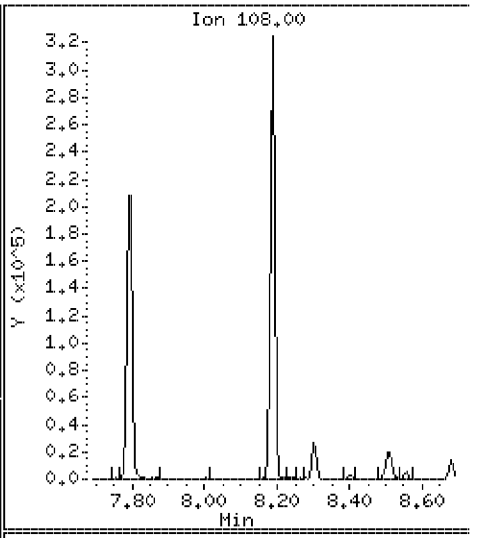

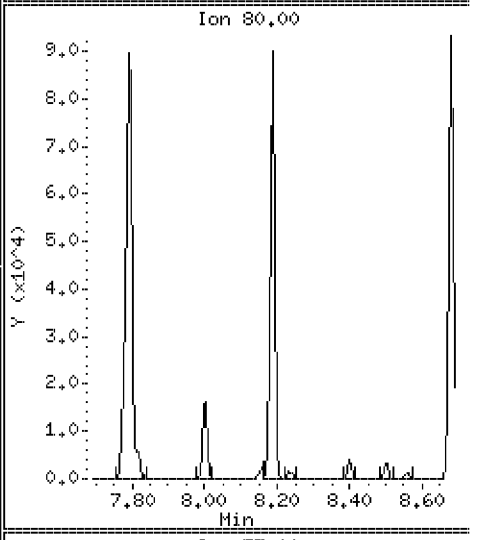

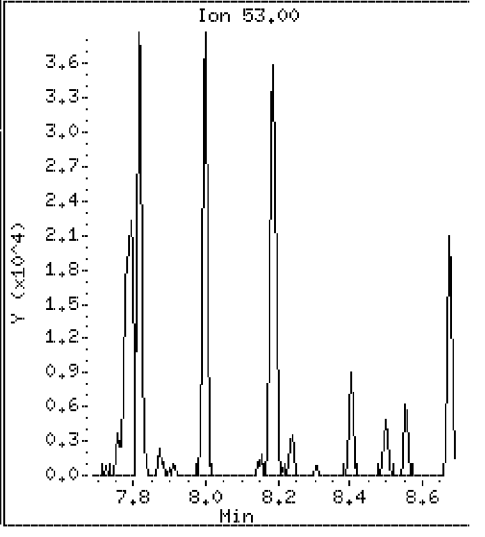

Data File: \\Svecd04\DD\chem\smsd03.i\S305031P.b\9295LCSD.D

Date : 03-MAY-2012 18:00

Client ID: 128811LCSD

Instrument: smsd03.i

Sample Info: SW128811LCSD

Purge Volume: 1000.0

Operator: PEL

Column phase: HPMS-5

Column diameter: 0.25

92 Phenacetin

Concentration: 33.4 ug/l

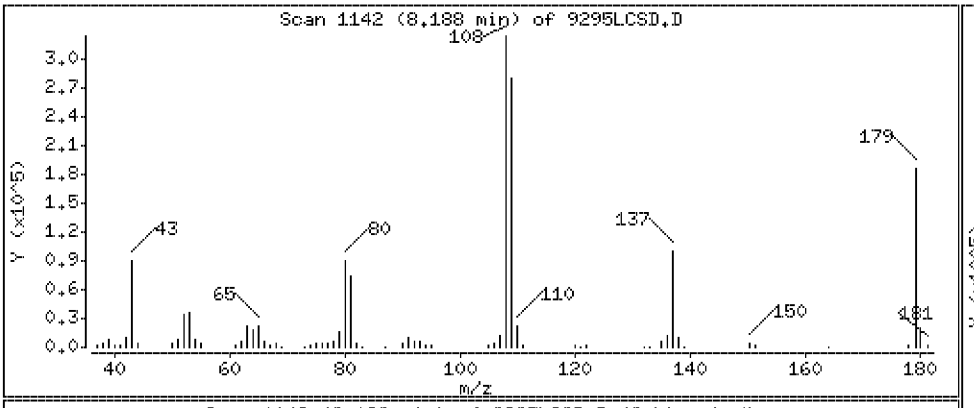

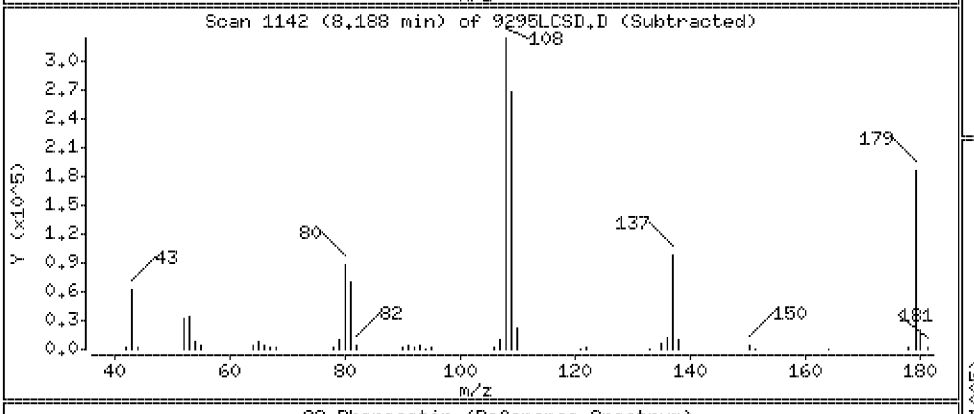

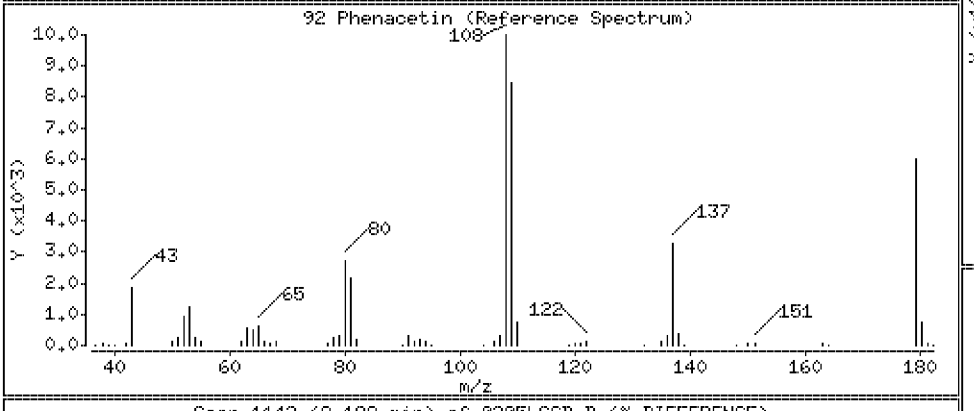

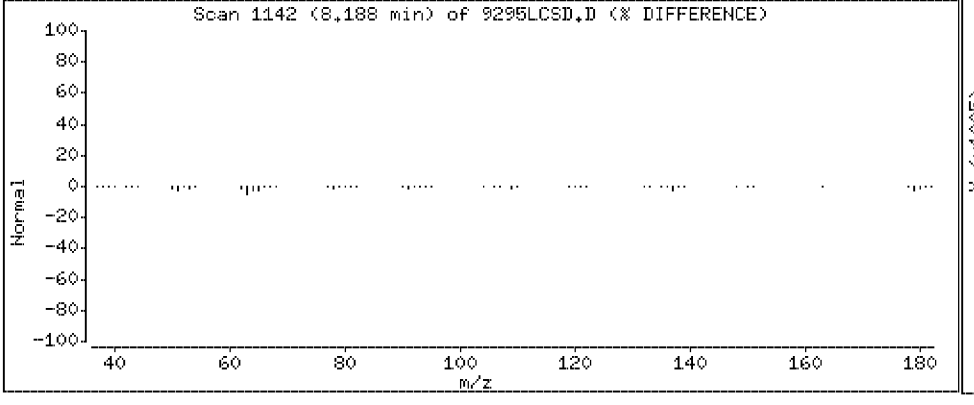

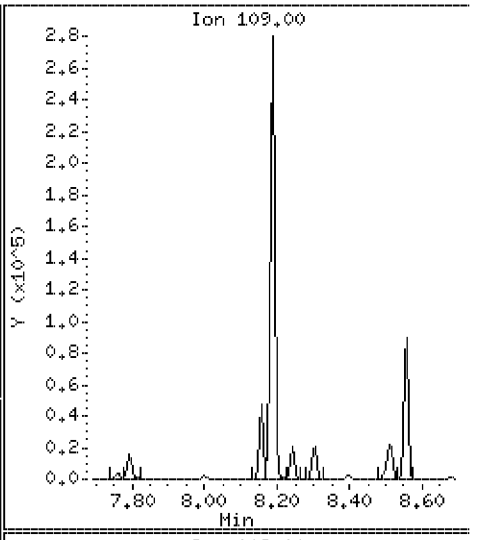

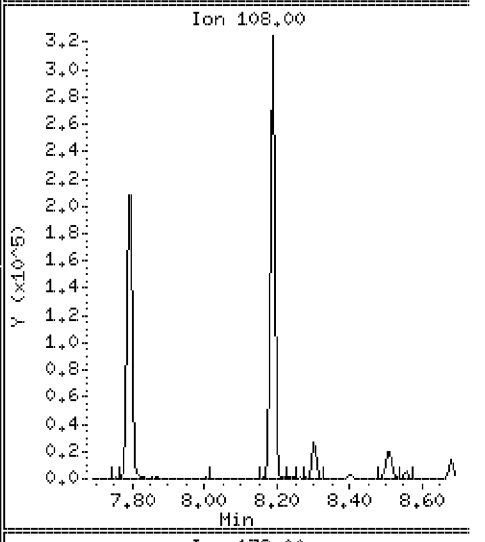

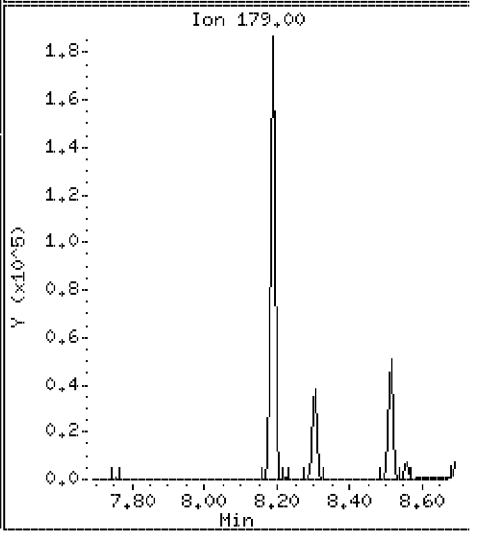

Data File: \\Svecd04\DD\chem\smsd03.i\S305031P.b\9295LCSD.D

Date : 03-MAY-2012 18:00

Client ID: 128811LCSD

Instrument: smsd03.i

Sample Info: SW128811LCSD

Purge Volume: 1000.0

Operator: PEL

Column phase: HPMS-5

Column diameter: 0.25

93 4-Bromophenylphenylether

Concentration: 33.6 ug/l

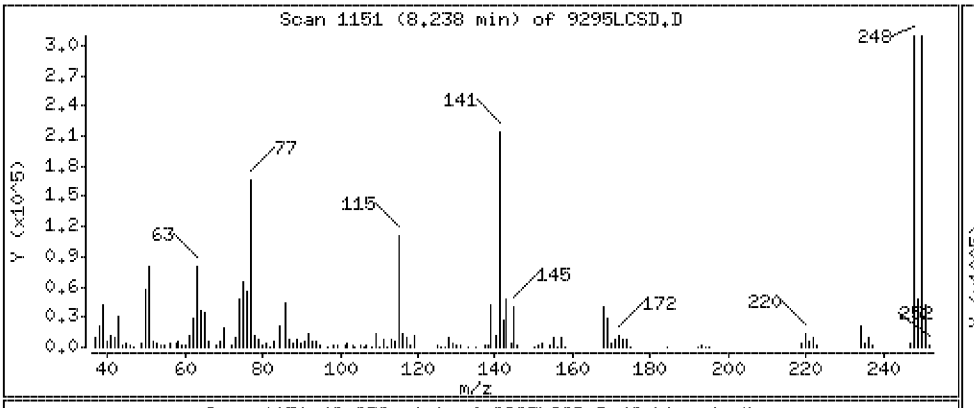

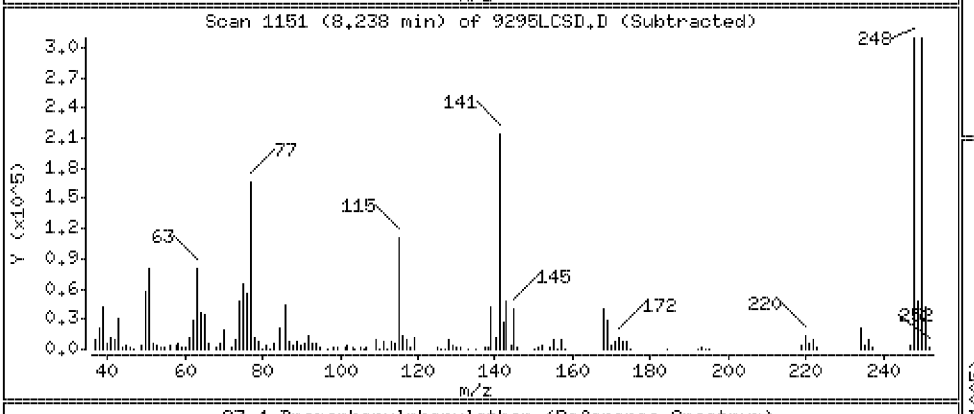

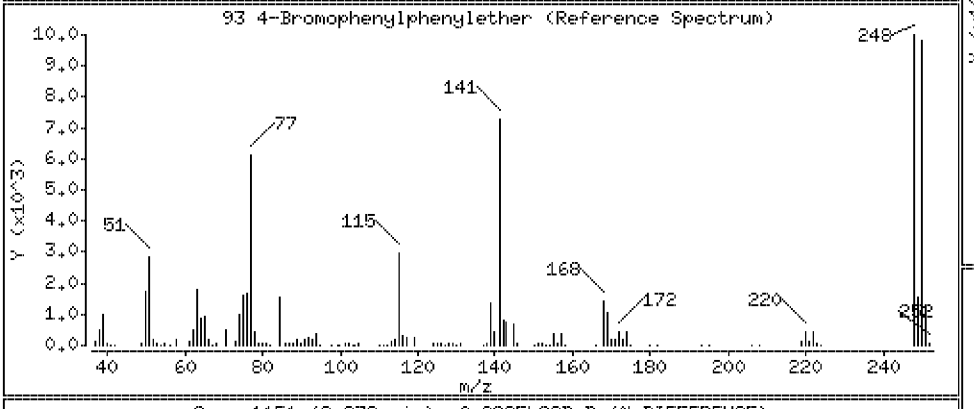

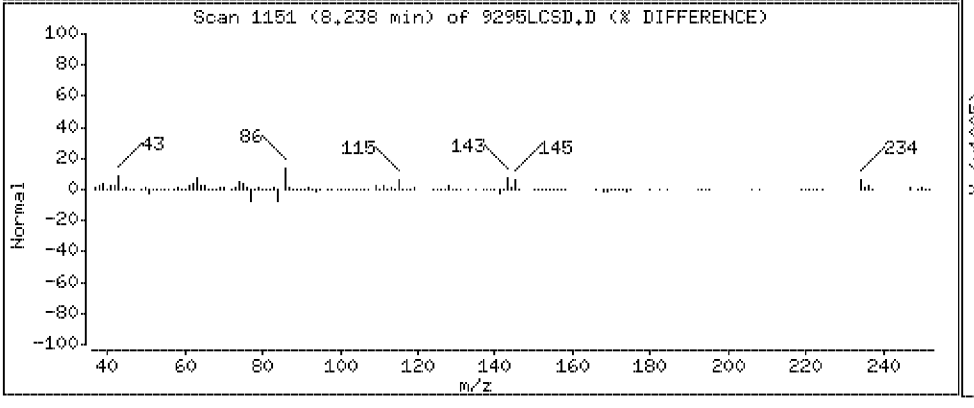

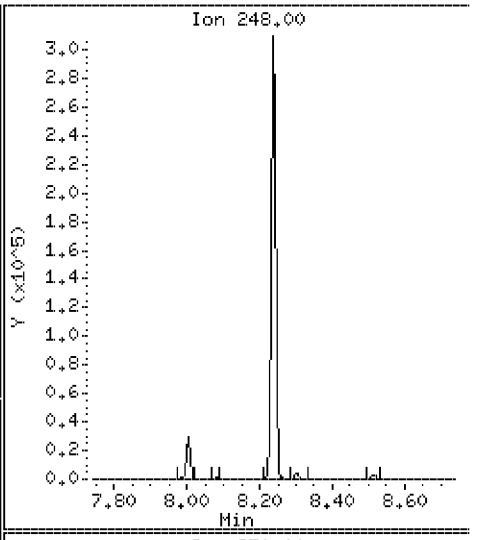

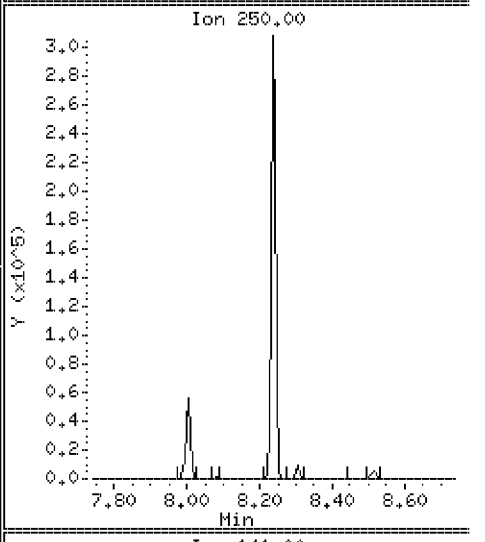

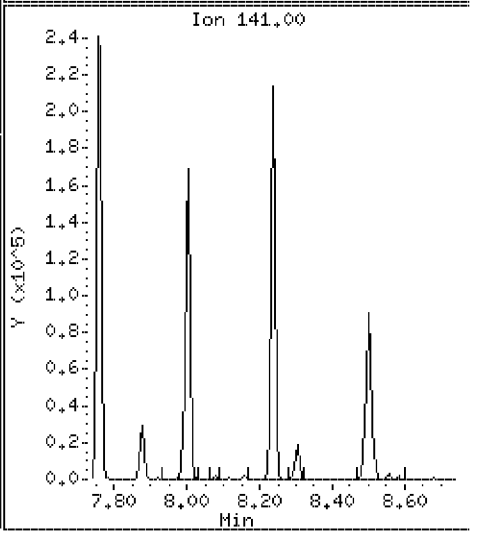

Data File: \\Svecd04\DD\chem\smsd03.i\S305031P.b\9295LCSD.D

Date : 03-MAY-2012 18:00

Client ID: 128811LCSD

Instrument: smsd03.i

Sample Info: SW128811LCSD

Purge Volume: 1000.0

Operator: PEL

Column phase: HPMS-5

Column diameter: 0.25

94 Hexachlorobenzene

Concentration: 32.0 ug/l

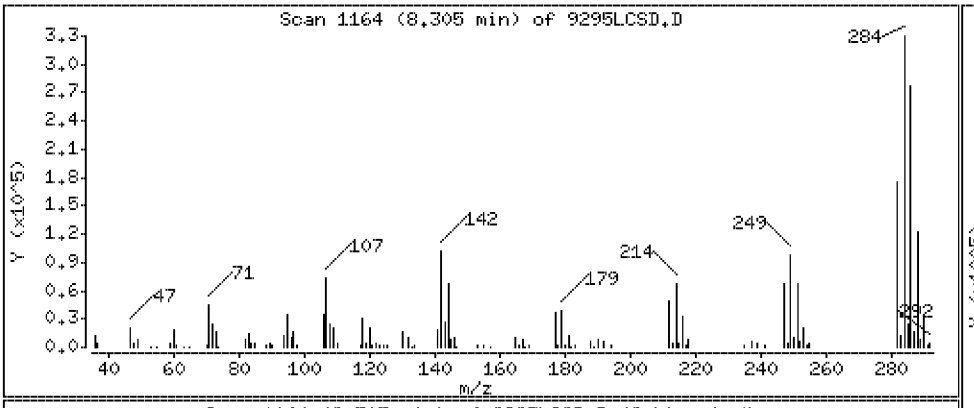

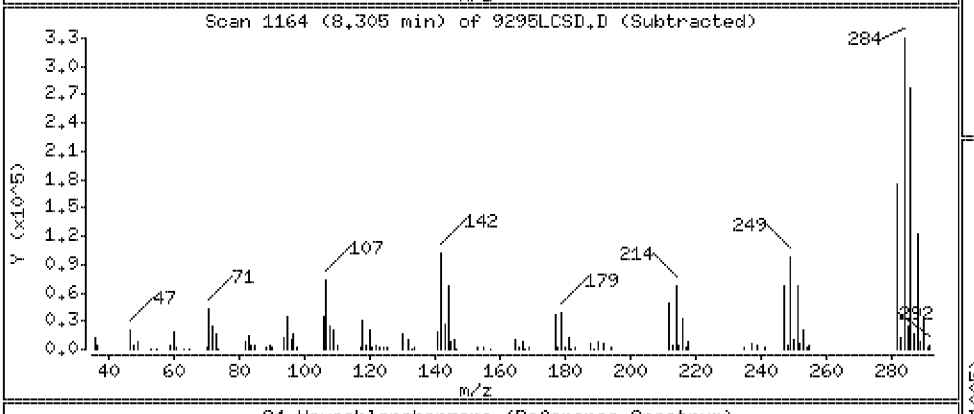

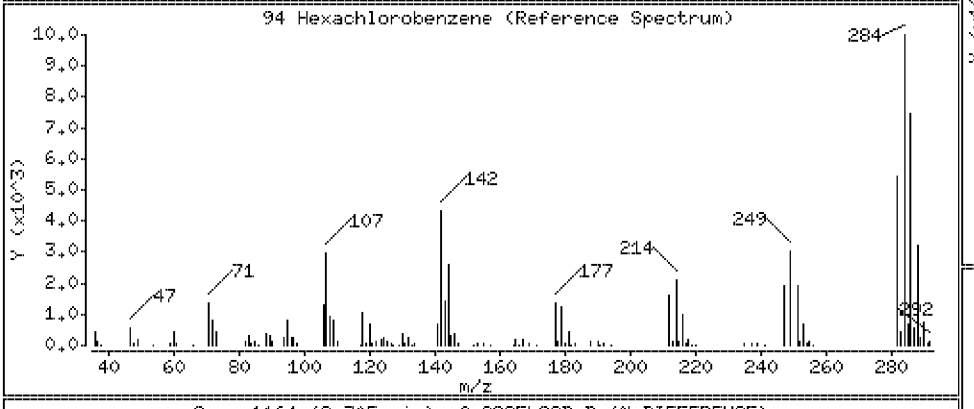

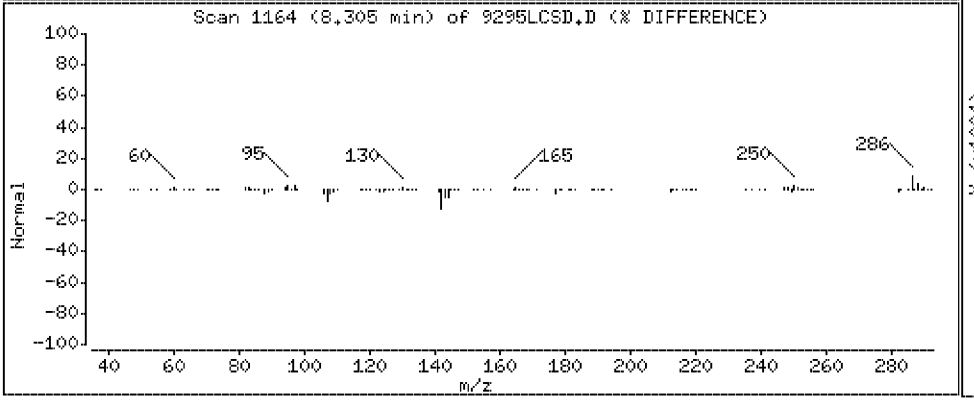

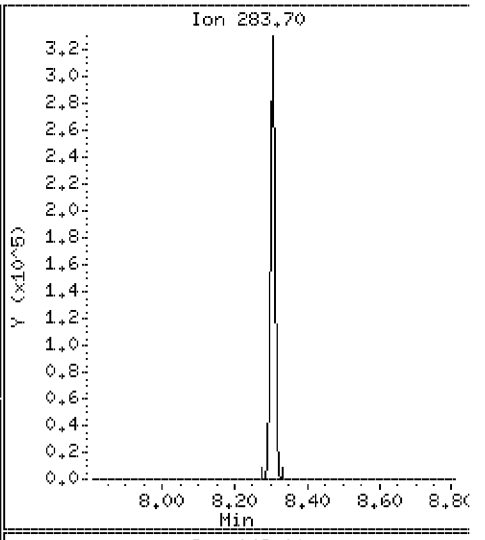

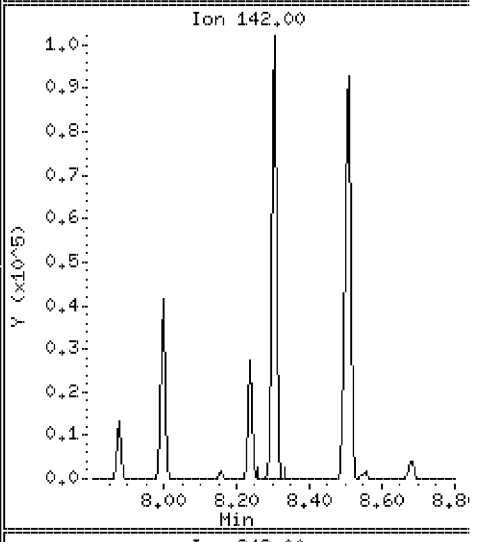

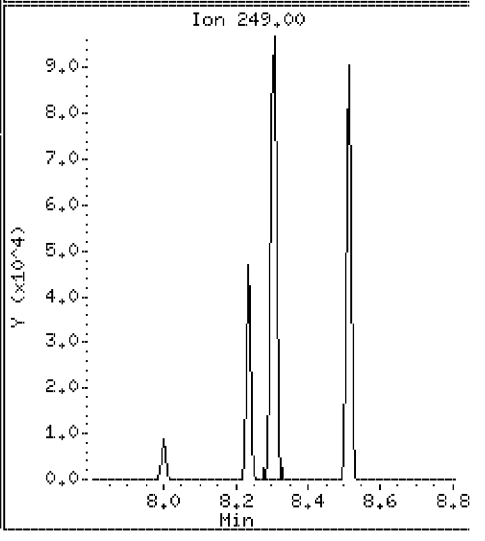

Data File: \\Svecd04\DD\chem\smsd03.i\S305031P.b\9295LCSD.D

Date : 03-MAY-2012 18:00

Client ID: 128811LCSD

Instrument: smsd03.i

Sample Info: SW128811LCSD

Purge Volume: 1000.0

Operator: PEL

Column phase: HPMS-5

Column diameter: 0.25

95 Atrazine

Concentration: 27.1 ug/l

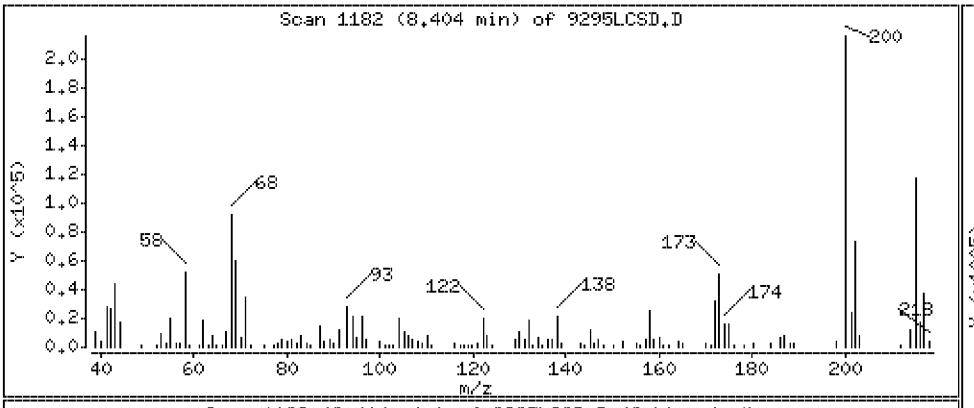

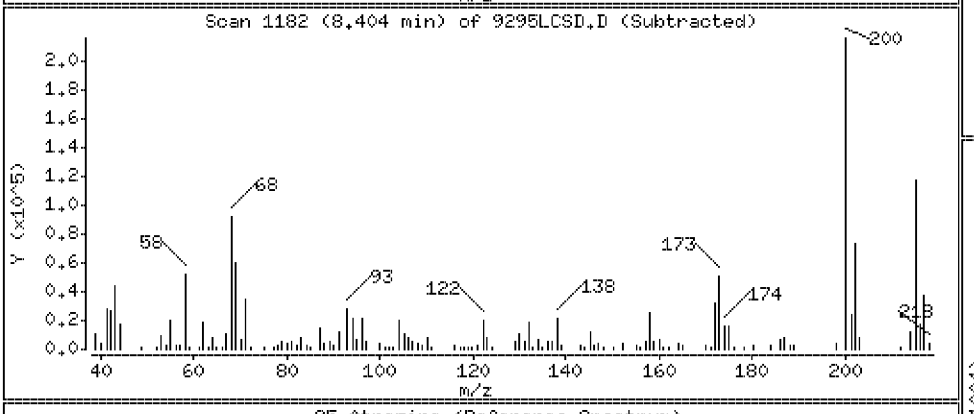

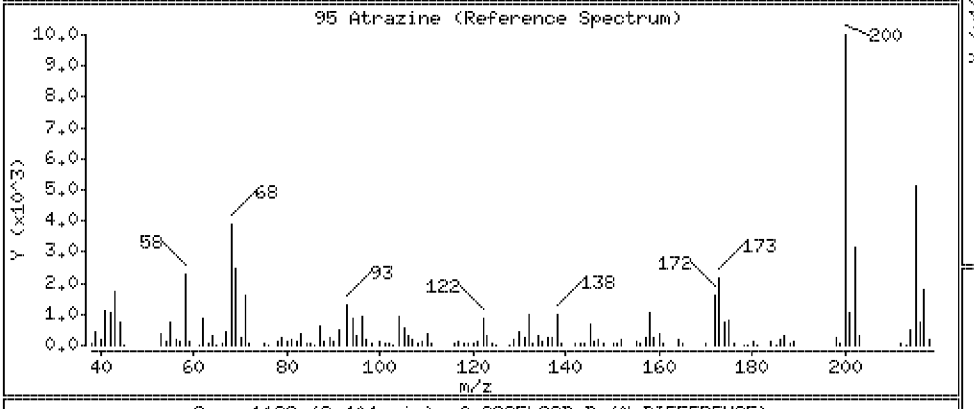

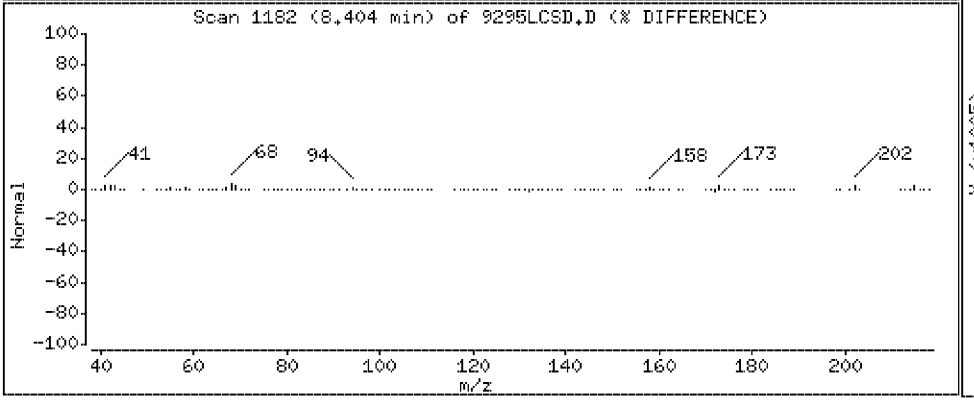

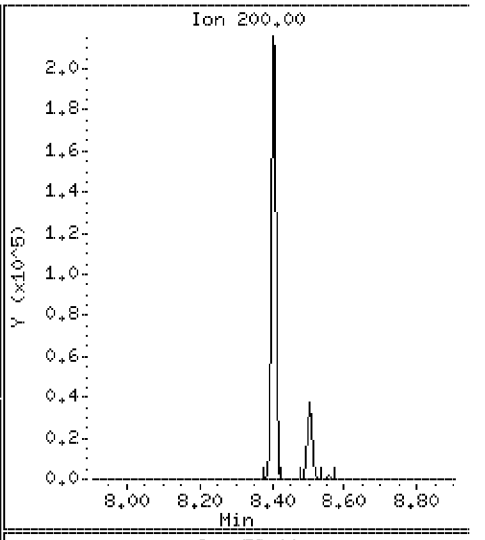

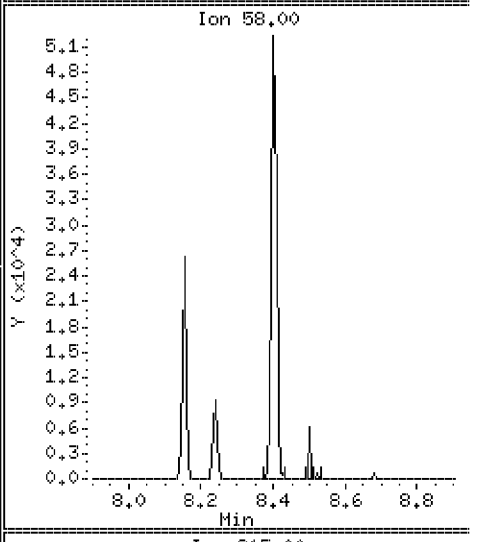

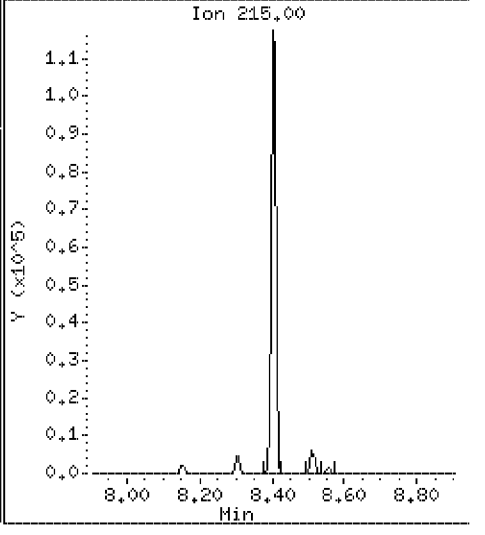

Data File: \\Svecd04\DD\chem\smsd03.i\S305031P.b\9295LCSD.D

Date : 03-MAY-2012 18:00

Client ID: 128811LCSD

Instrument: smsd03.i

Sample Info: SW128811LCSD

Purge Volume: 1000.0

Operator: PEL

Column phase: HPMS-5

Column diameter: 0.25

96 Pentachlorophenol

Concentration: 42.3 ug/l

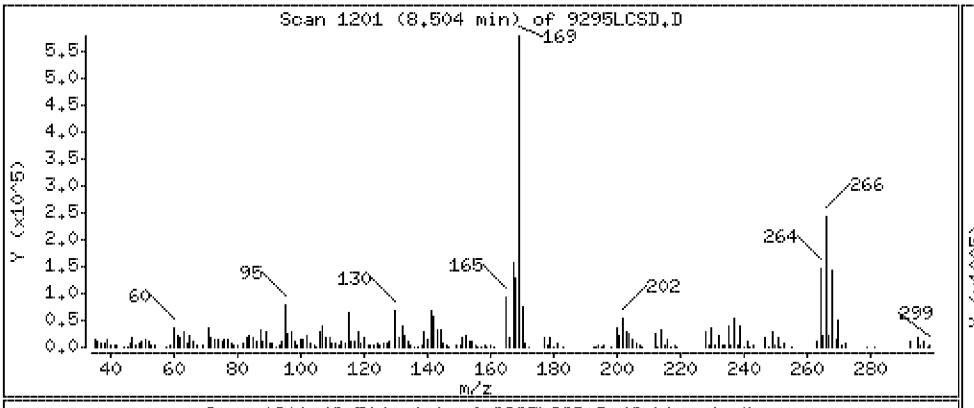

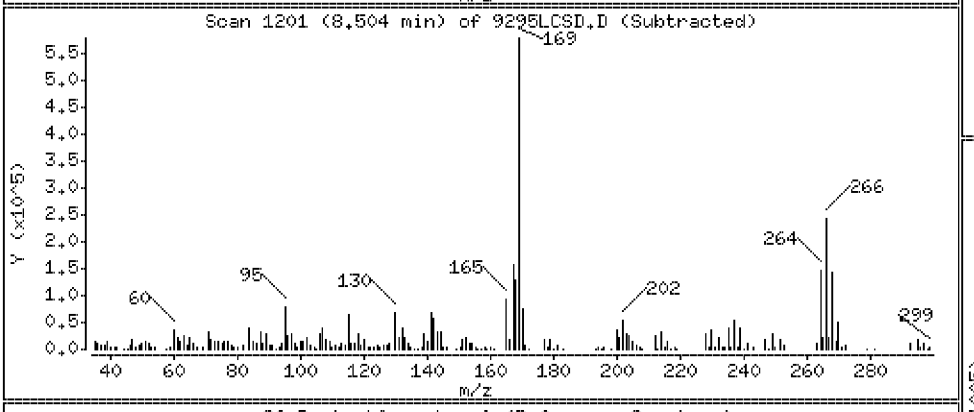

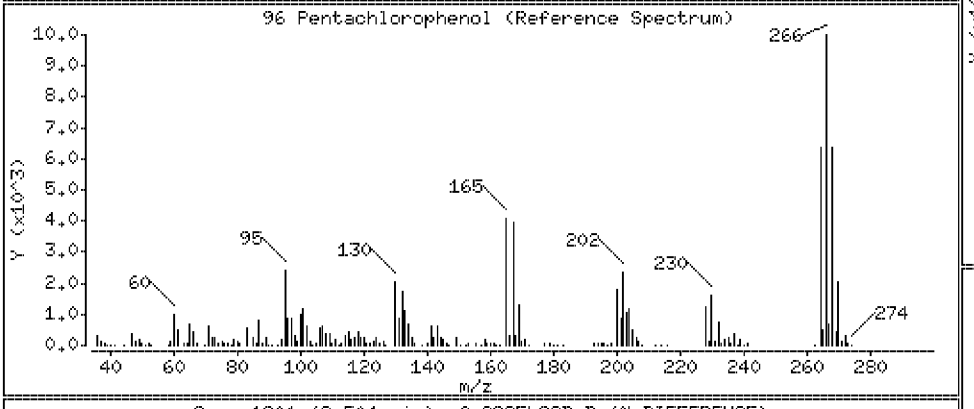

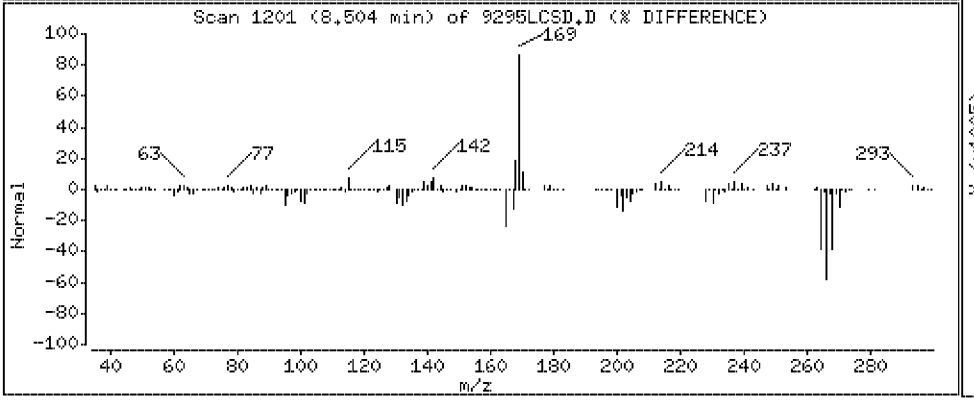

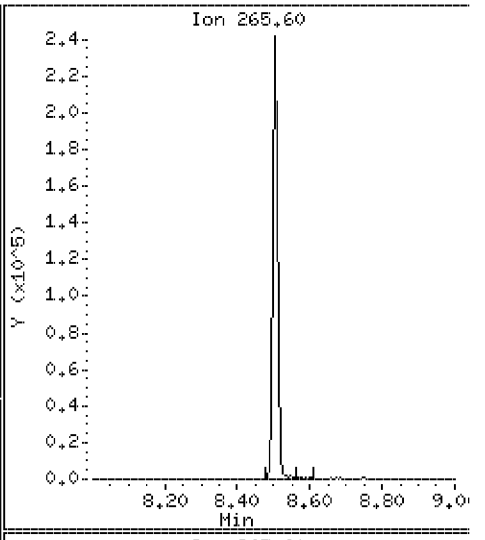

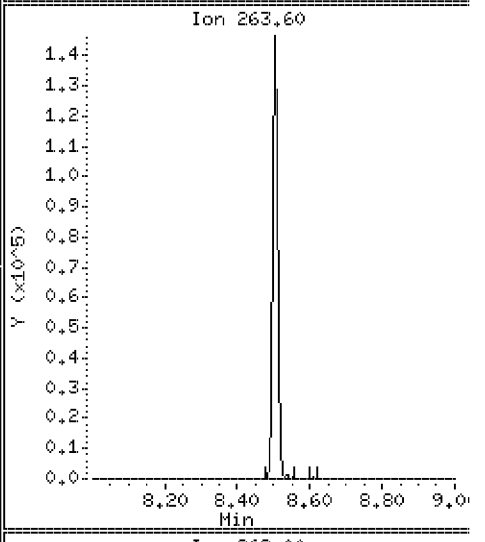

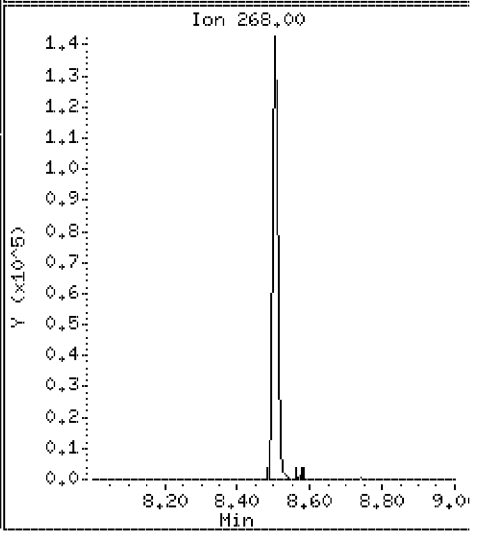

Data File: \\Svecd04\DD\chem\smsd03.i\S305031P.b\9295LCSD.D

Date : 03-MAY-2012 18:00

Client ID: 128811LCSD

Instrument: smsd03.i

Sample Info: SW128811LCSD

Purge Volume: 1000.0

Operator: PEL

Column phase: HPMS-5

Column diameter: 0.25

97 Pentachloronitrobenzene

Concentration: 39.6 ug/l

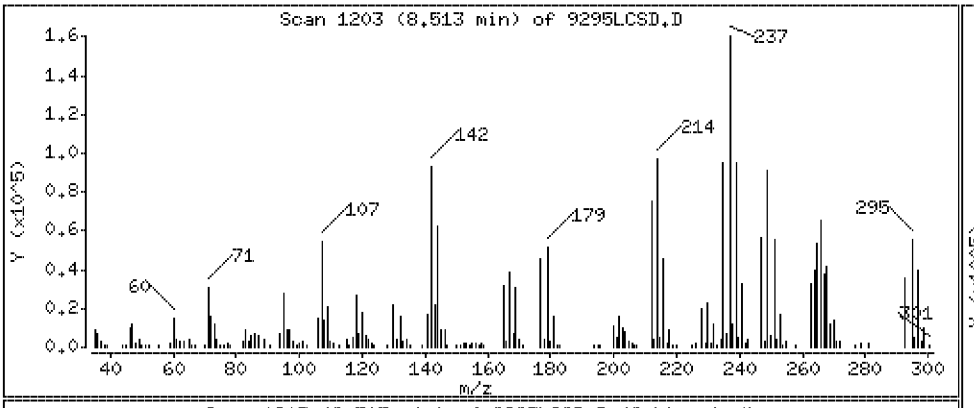

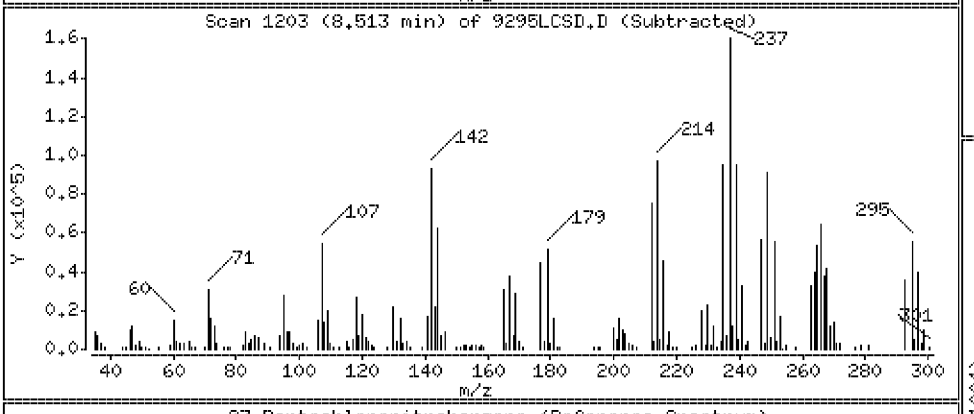

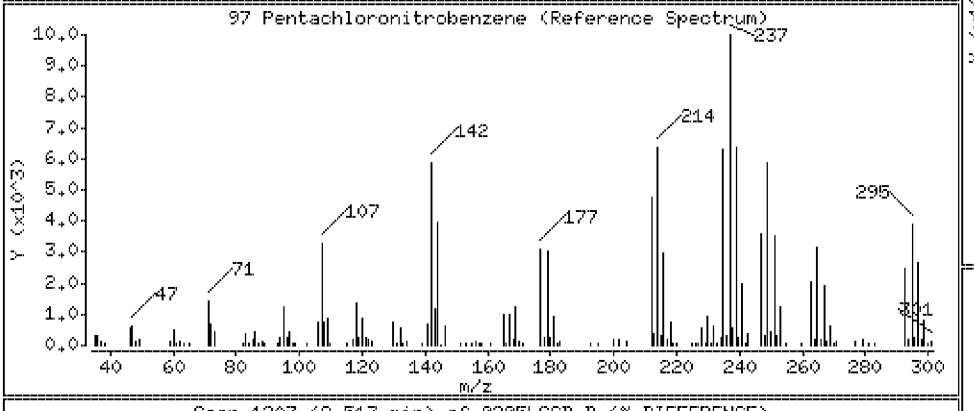

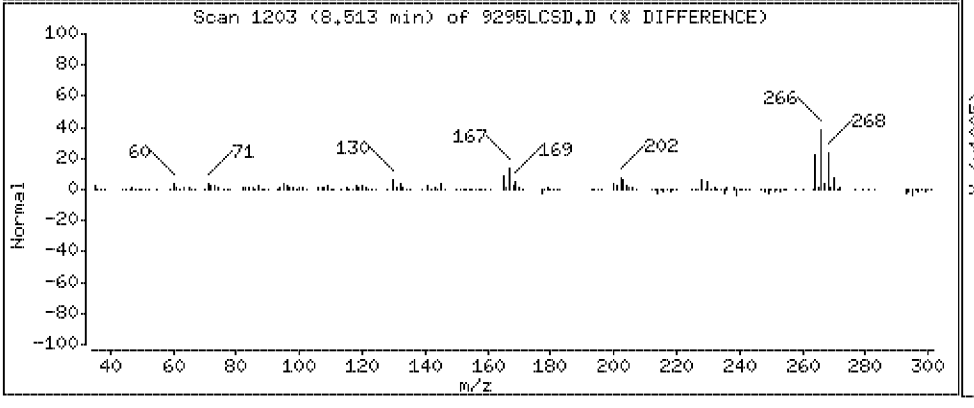

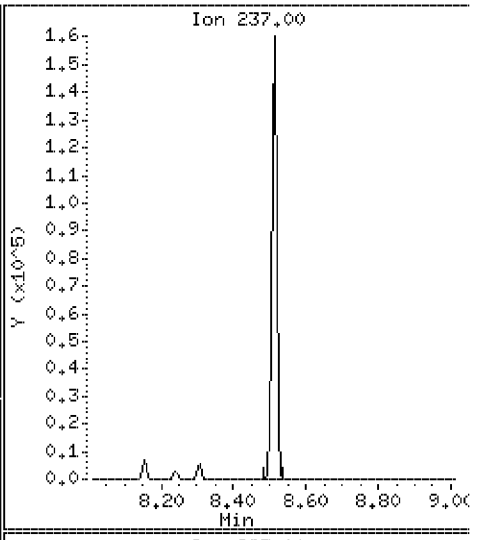

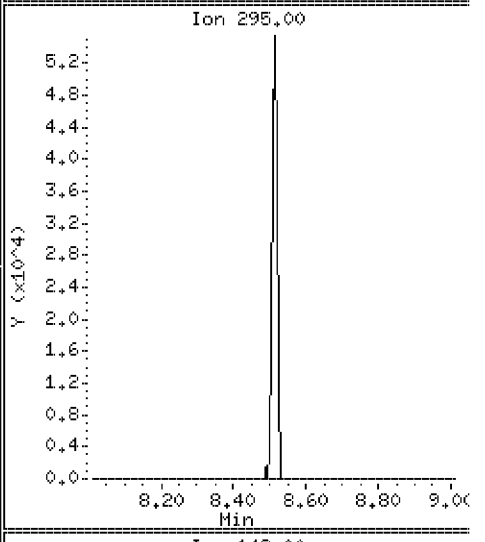

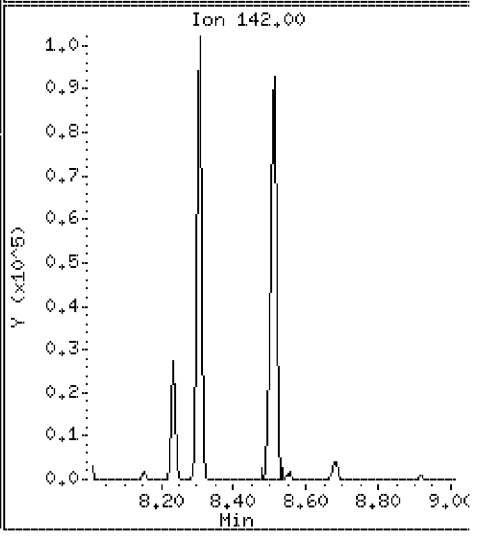

Data File: \\Svecd04\DD\chem\smsd03.i\S305031P.b\9295LCSD.D

Date : 03-MAY-2012 18:00

Client ID: 128811LCSD

Instrument: smsd03.i

Sample Info: SW128811LCSD

Purge Volume: 1000.0

Operator: PEL

Column phase: HPMS-5

Column diameter: 0.25

98 4-Aminobiphenyl

Concentration: 40.4 ug/l

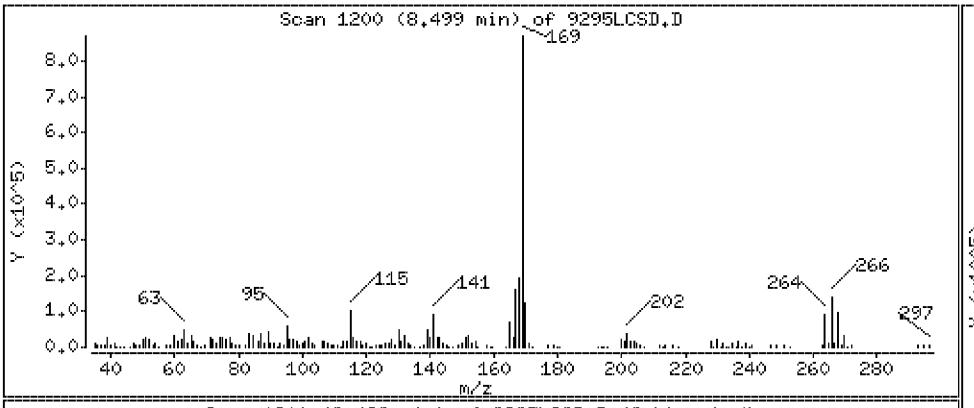

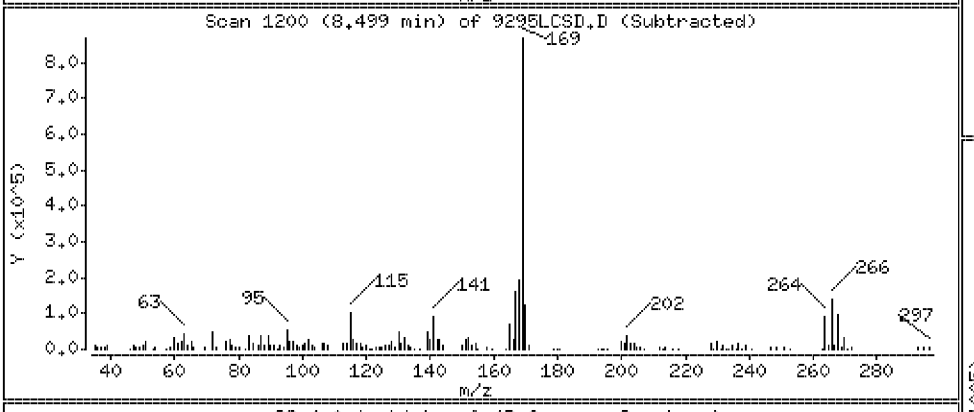

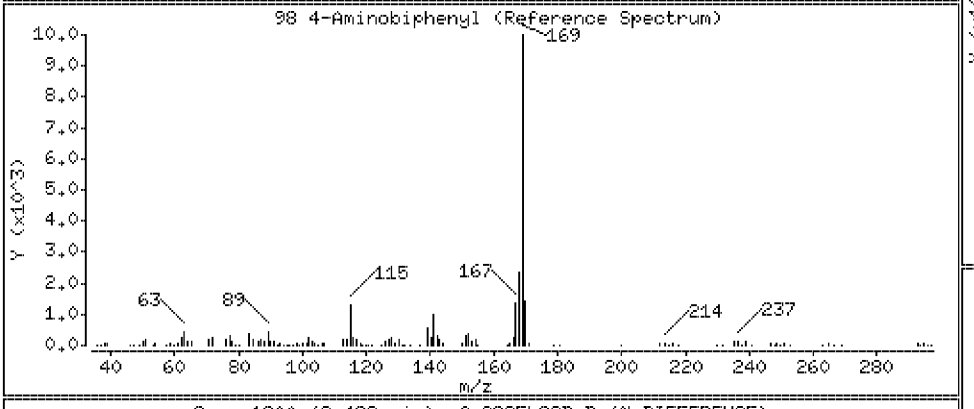

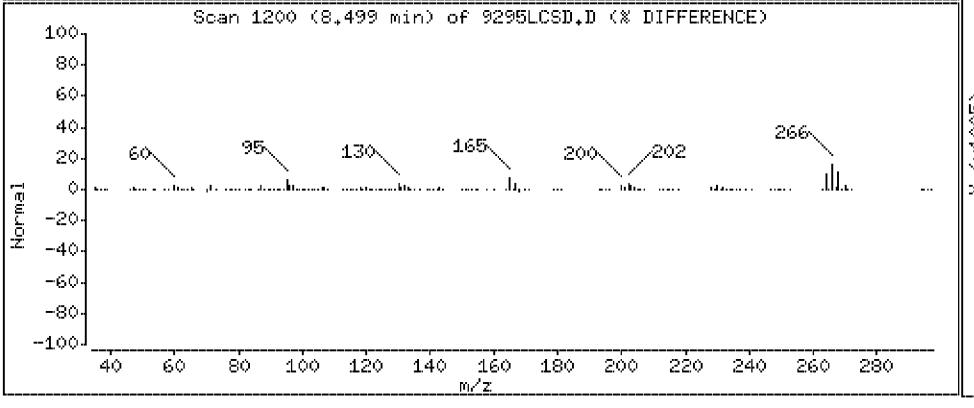

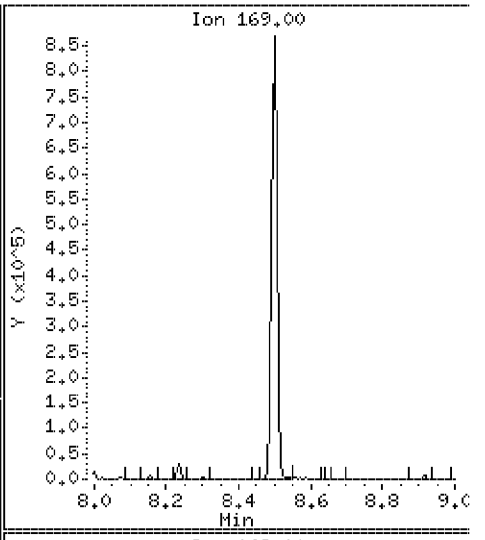

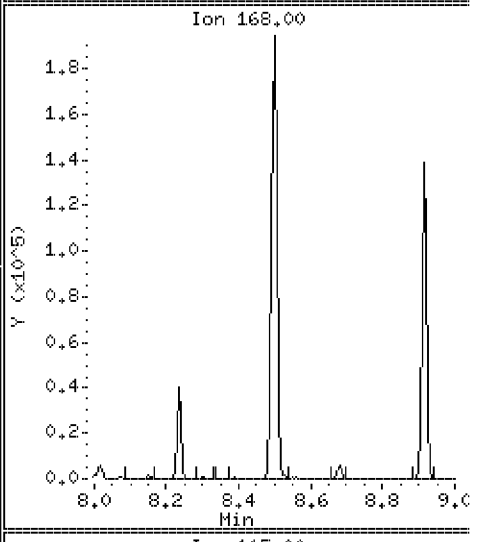

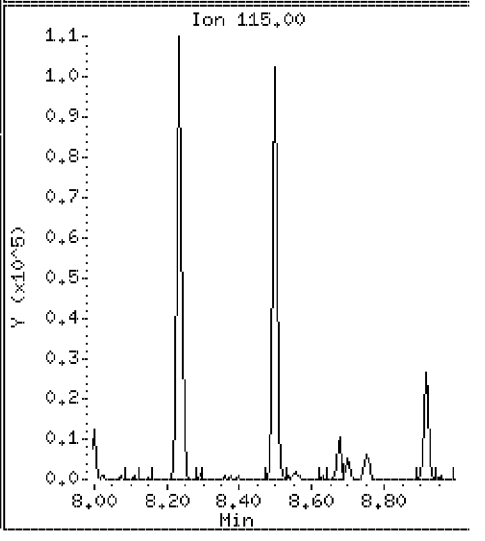

Data File: \\Svecd04\DD\chem\smsd03.i\S305031P.b\9295LCSD.D

Date : 03-MAY-2012 18:00

Client ID: 128811LCSD

Instrument: smsd03.i

Sample Info: SW128811LCSD

Purge Volume: 1000.0

Operator: PEL

Column phase: HPMS-5

Column diameter: 0.25

99 Pronamide

Concentration: 34.5 ug/l

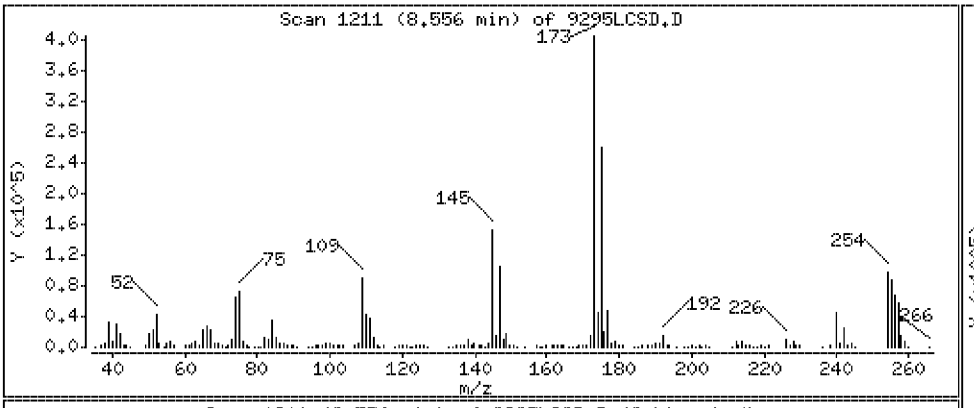

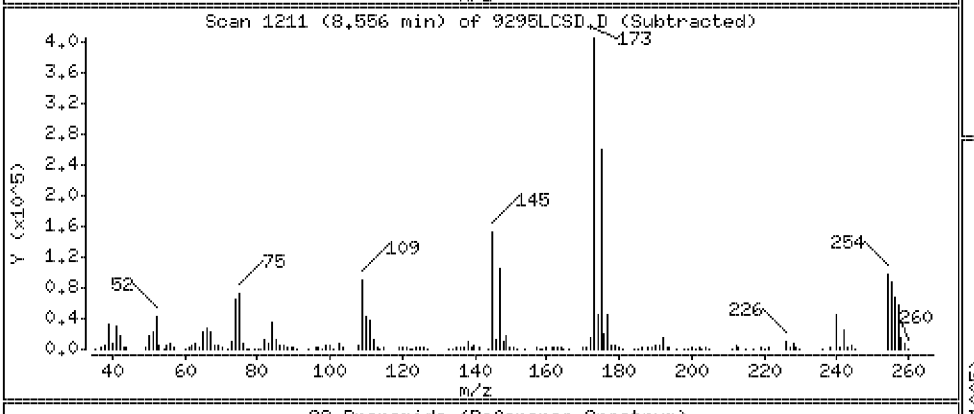

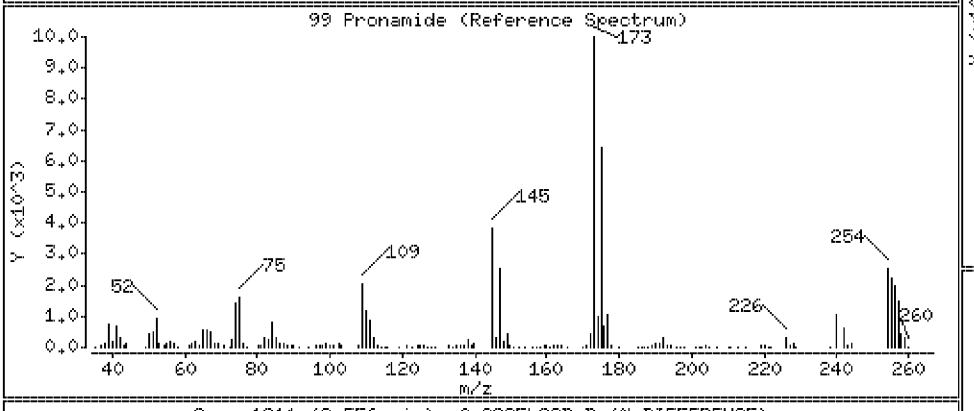

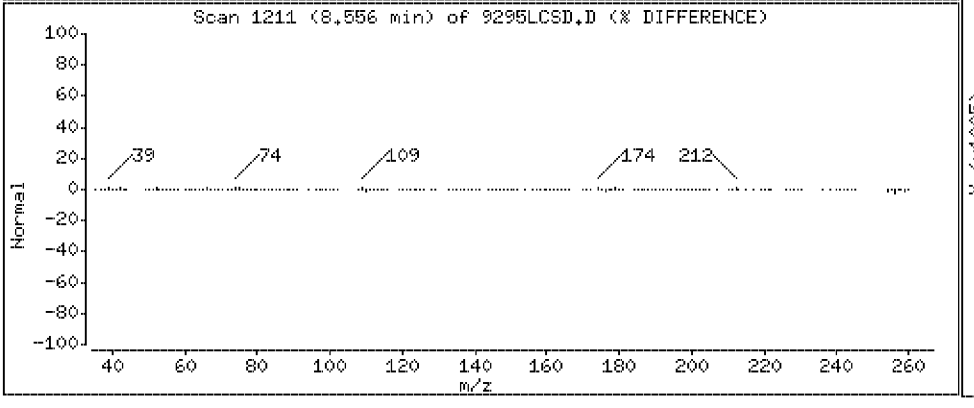

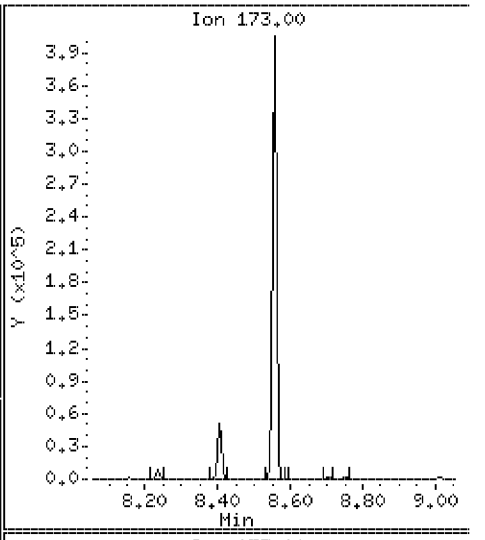

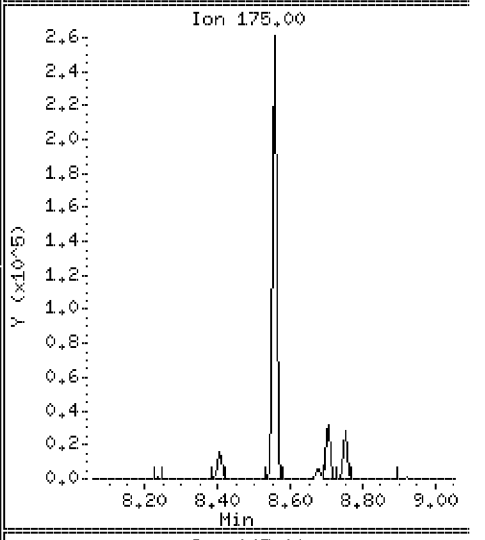

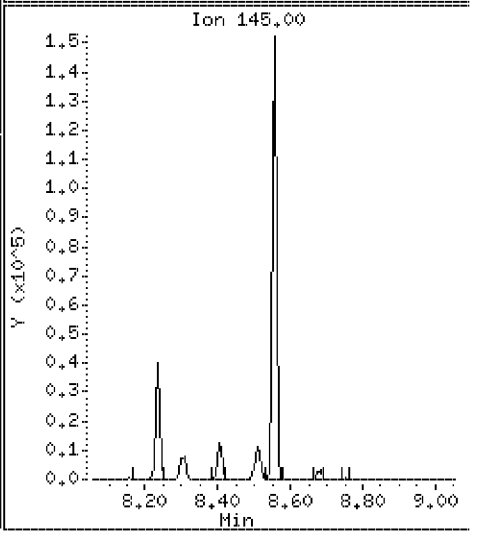

Data File: \\Svecd04\DD\chem\smsd03.i\S305031P.b\9295LCSD.D

Date : 03-MAY-2012 18:00

Client ID: 128811LCSD

Instrument: smsd03.i

Sample Info: SW128811LCSD

Purge Volume: 1000.0

Operator: PEL

Column phase: HPMS-5

Column diameter: 0.25

101 Phenanthrene

Concentration: 33.7 ug/l

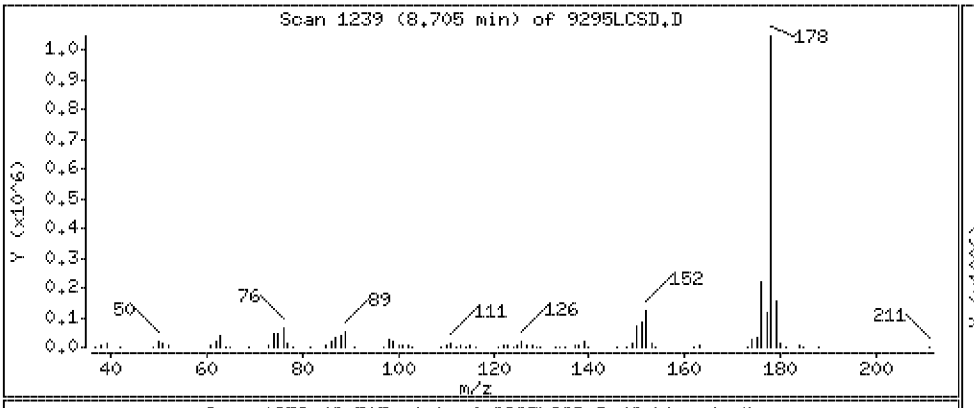

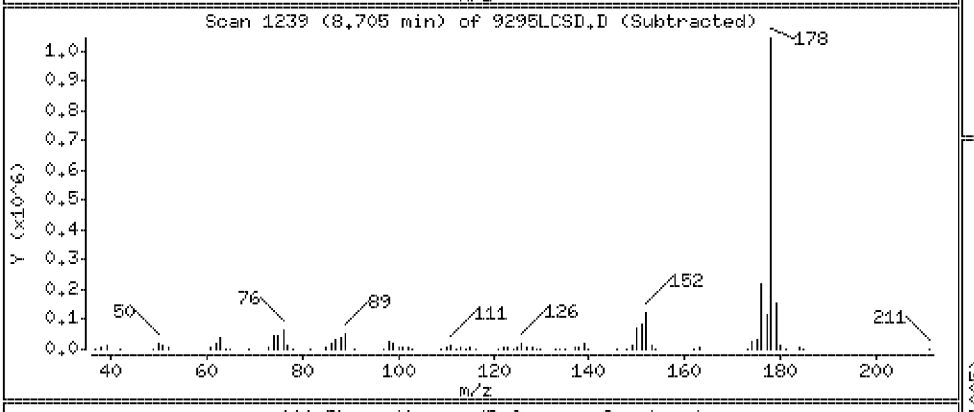

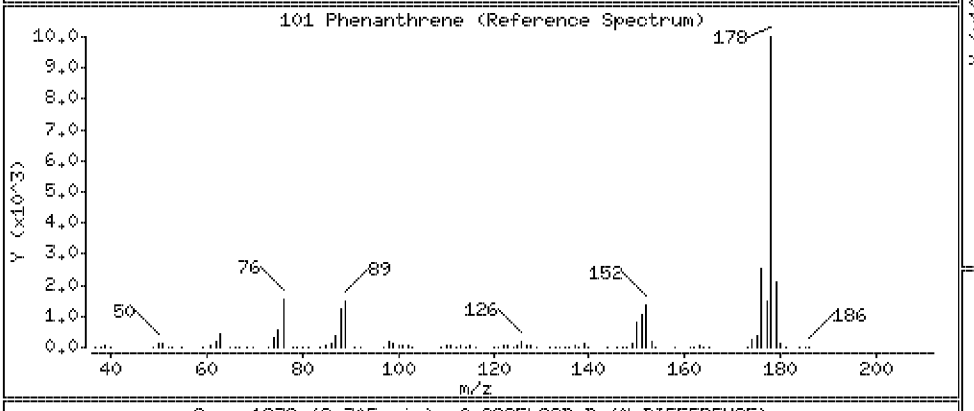

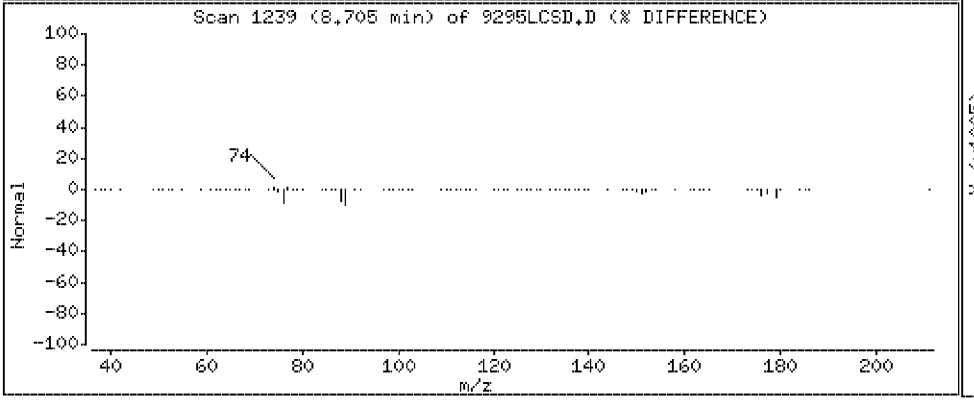

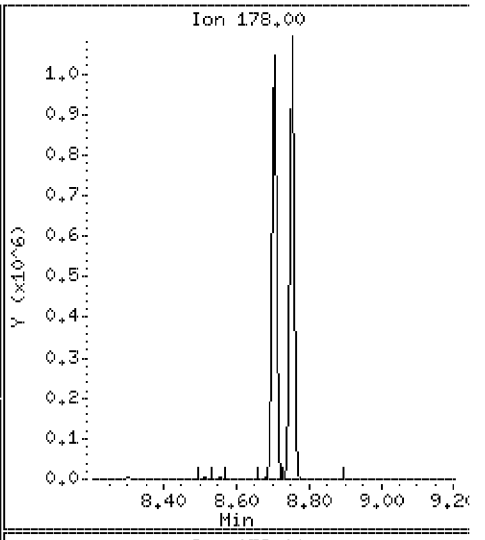

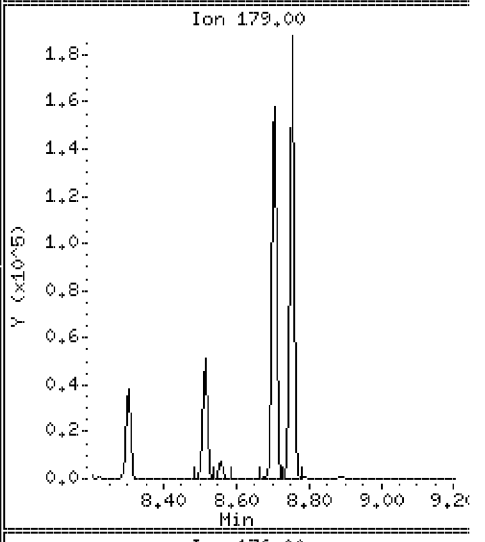

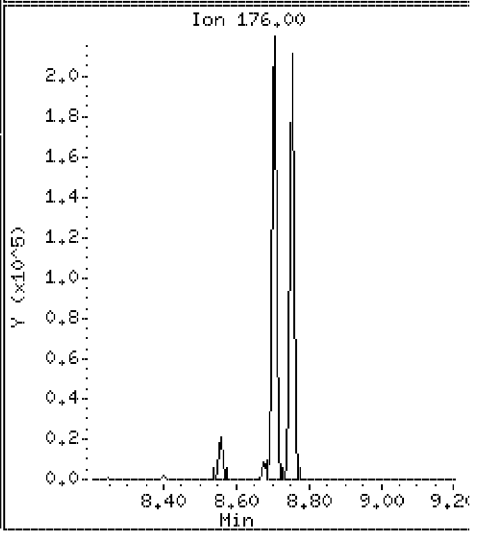

Data File: \\Svecd04\DD\chem\smsd03.i\S305031P.b\9295LCSD.D

Date : 03-MAY-2012 18:00

Client ID: 128811LCSD

Instrument: smsd03.i

Sample Info: SW128811LCSD

Purge Volume: 1000.0

Operator: PEL

Column phase: HPMS-5

Column diameter: 0.25

102 Dinoseb

Concentration: 38.5 ug/l

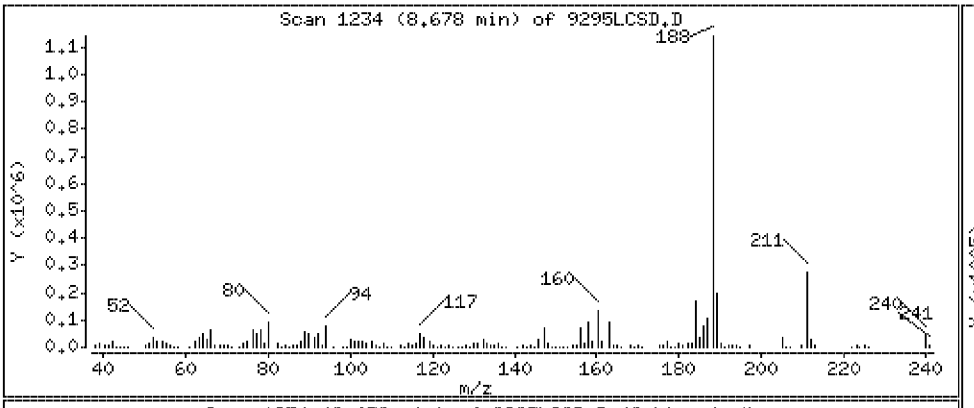

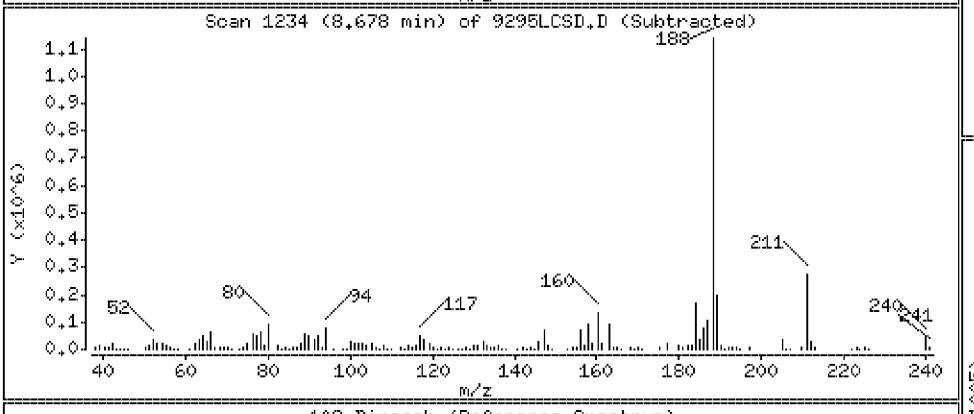

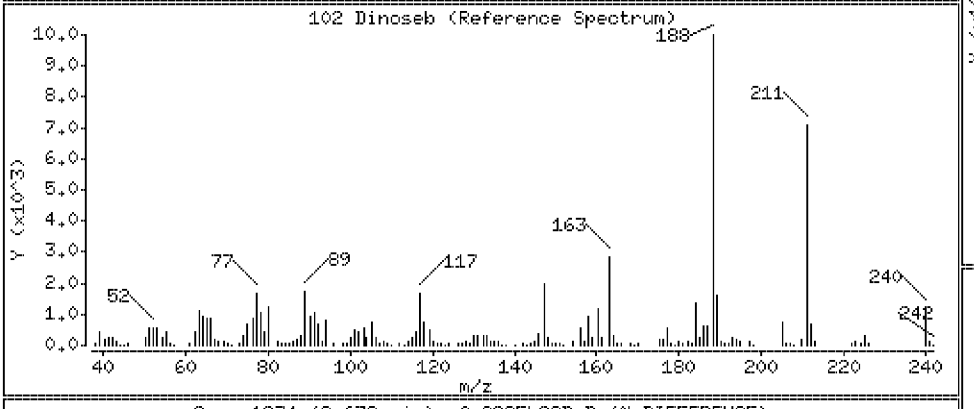

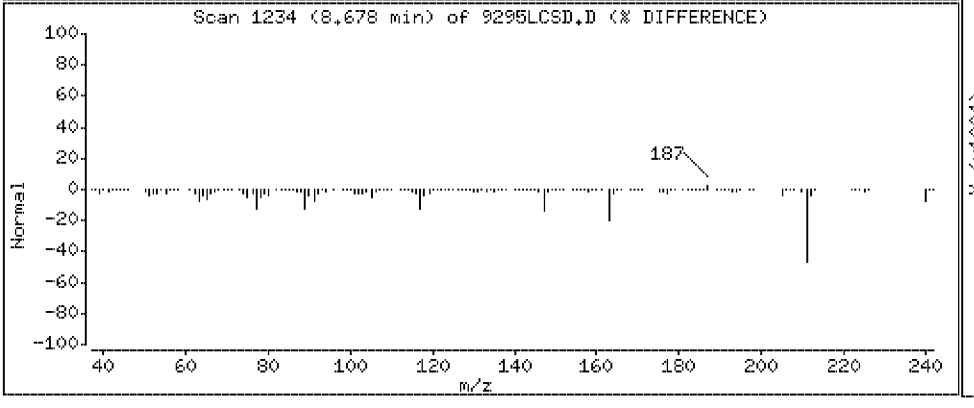

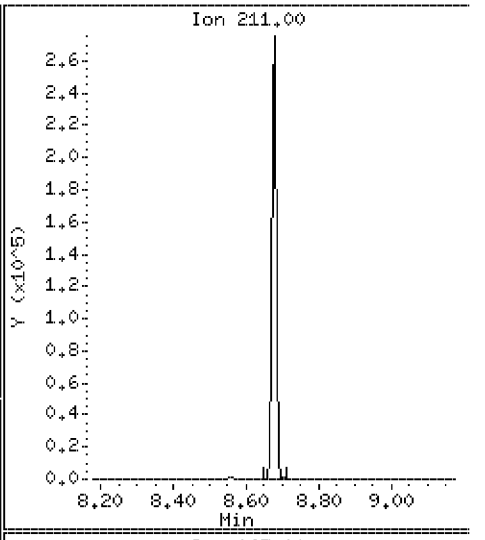

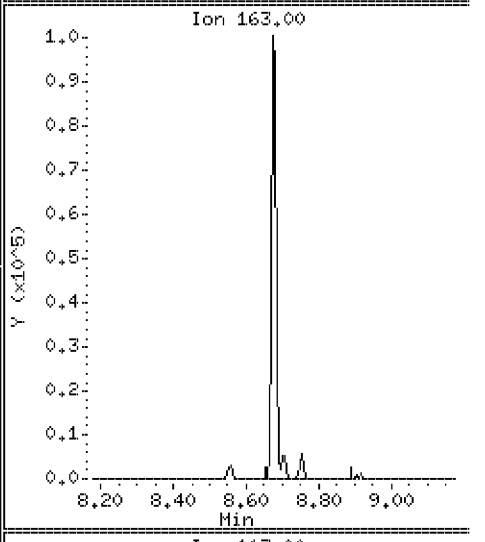

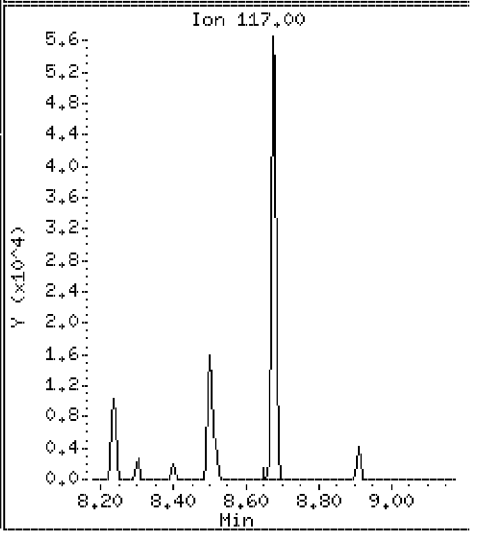

Data File: \\Svecd04\DD\chem\smsd03.i\S305031P.b\9295LCSD.D

Date : 03-MAY-2012 18:00

Client ID: 128811LCSD

Instrument: smsd03.i

Sample Info: SW128811LCSD

Purge Volume: 1000.0

Operator: PEL

Column phase: HPMS-5

Column diameter: 0.25

103 Anthracene

Concentration: 33.7 ug/l

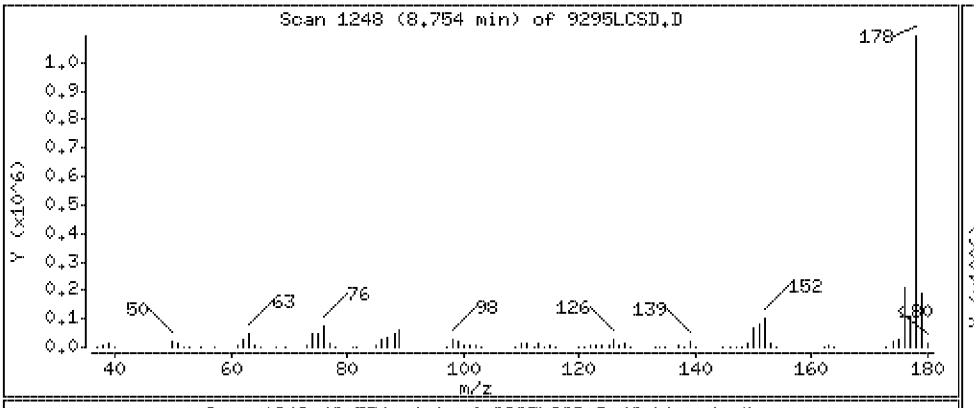

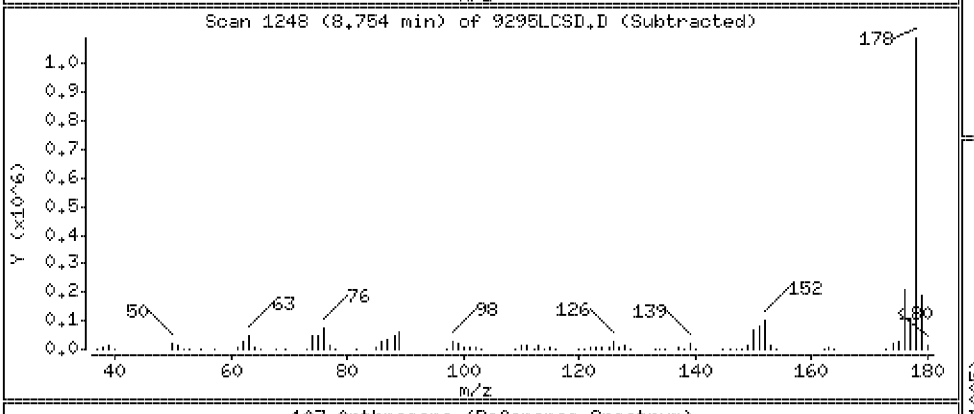

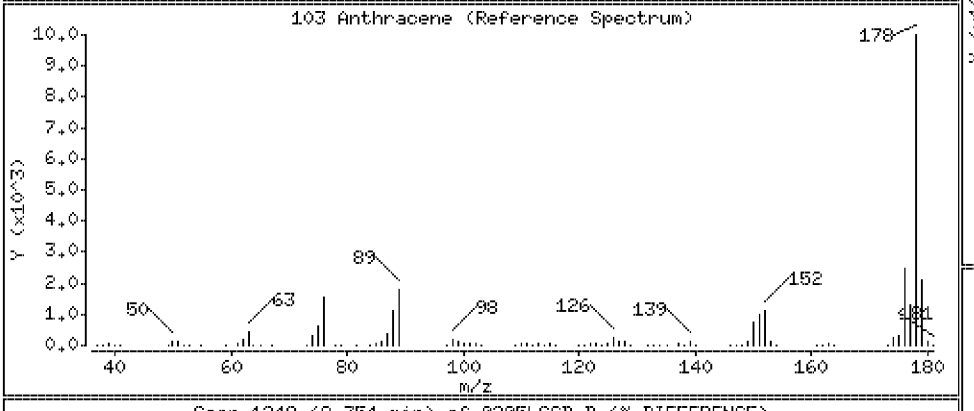

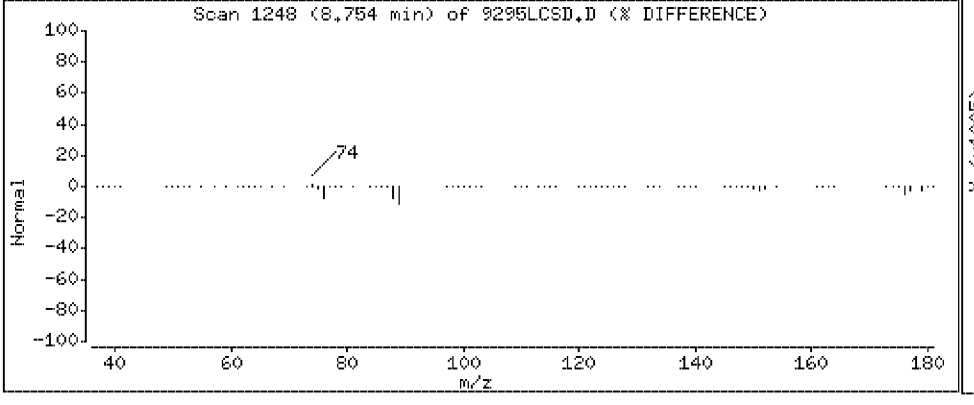

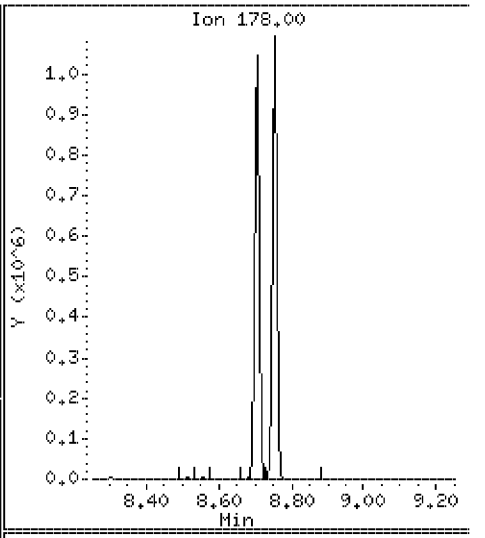

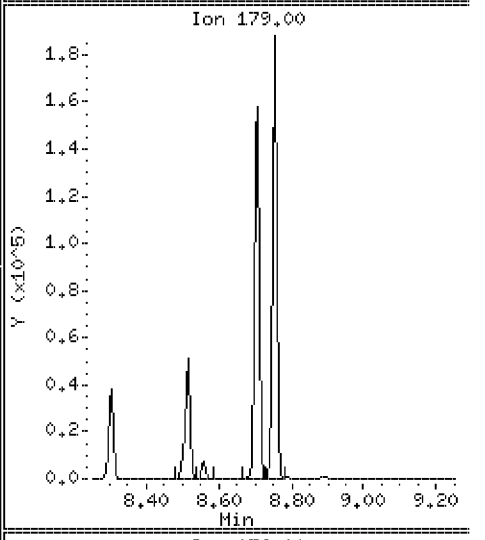

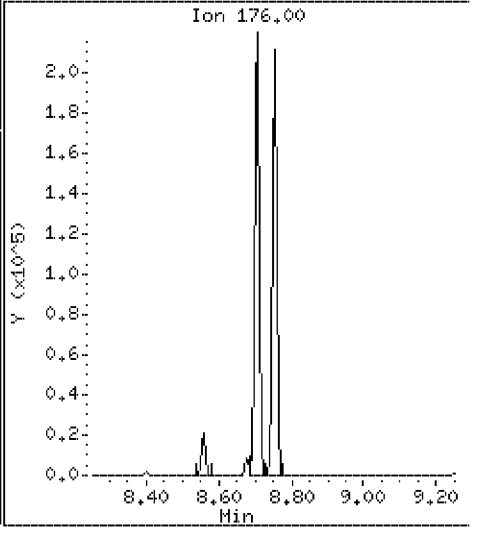

Data File: \\Svecd04\DD\chem\smsd03.i\S305031P.b\9295LCSD.D

Date : 03-MAY-2012 18:00

Client ID: 128811LCSD

Instrument: smsd03.i

Sample Info: SW128811LCSD

Purge Volume: 1000.0

Operator: PEL

Column phase: HPMS-5

Column diameter: 0.25

104 Carbazole

Concentration: 37.8 ug/l

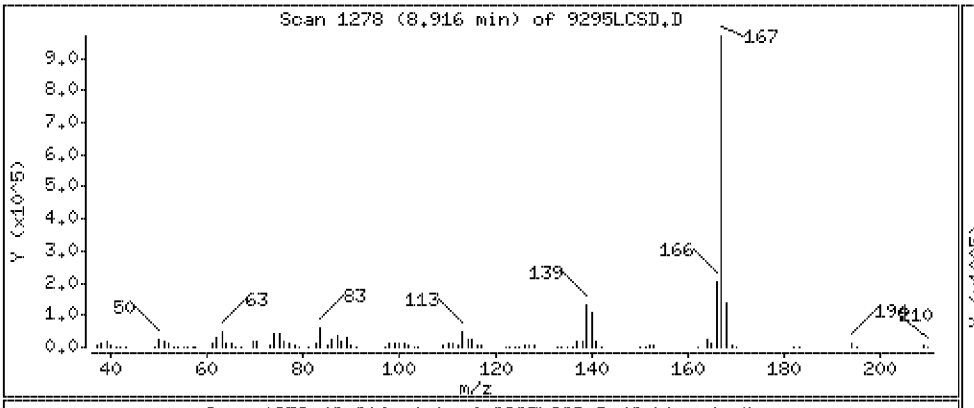

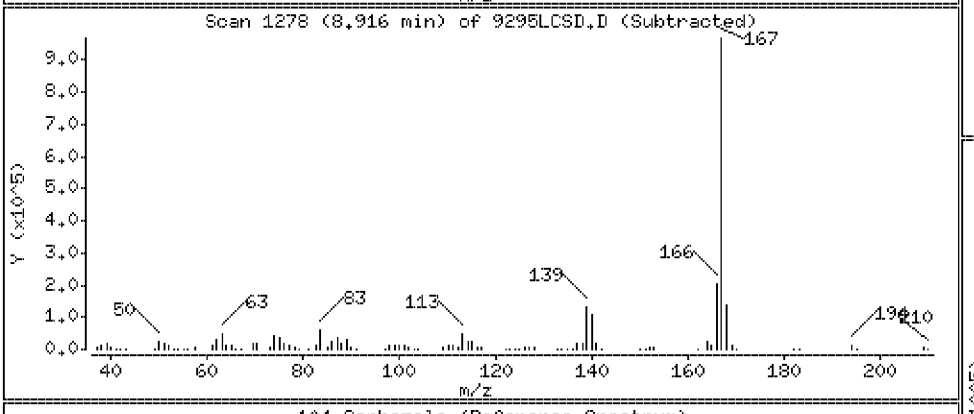

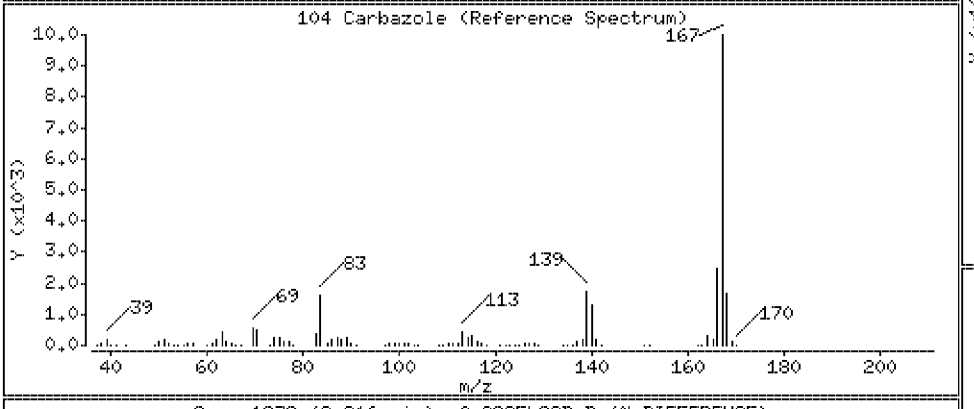

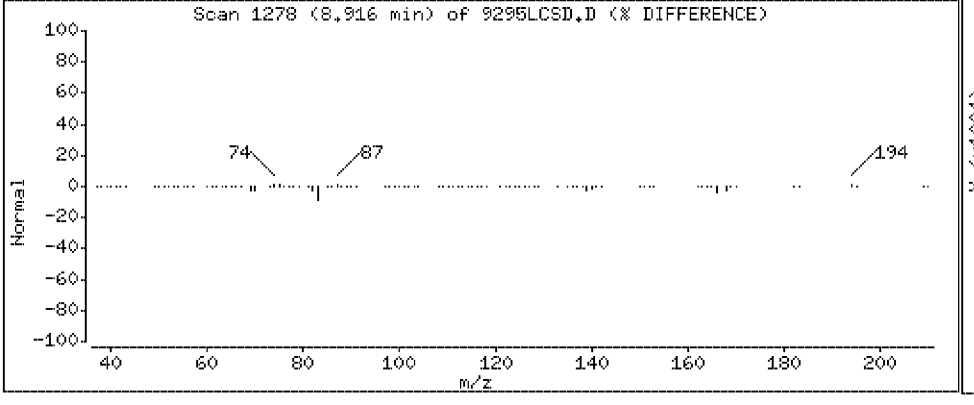

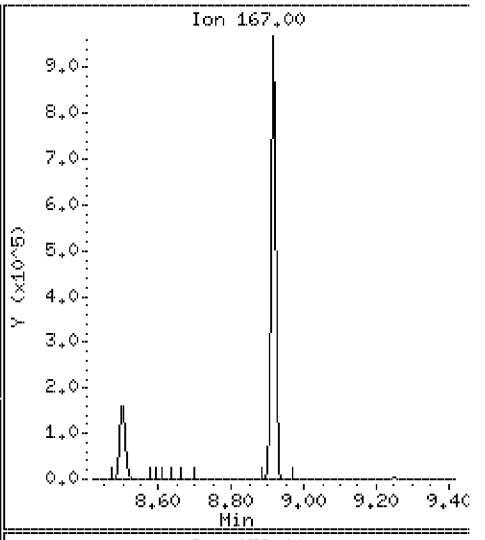

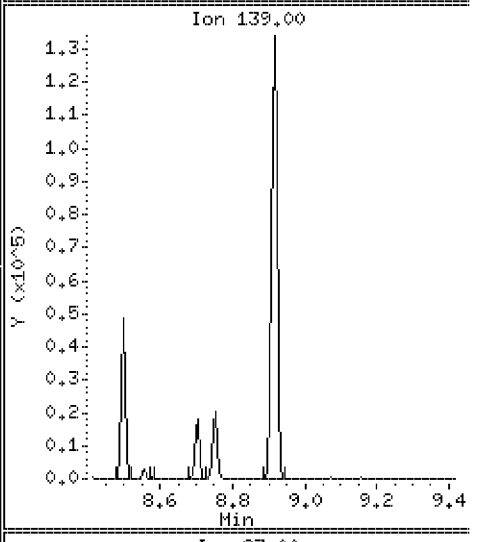

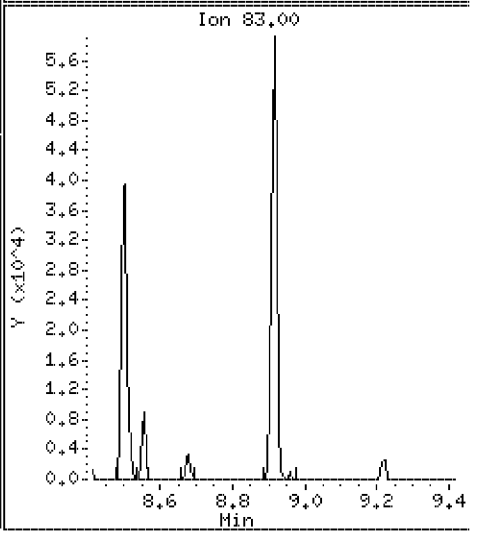

Data File: \\Svecd04\DD\chem\smsd03.i\S305031P.b\9295LCSD.D

Date : 03-MAY-2012 18:00

Client ID: 128811LCSD

Instrument: smsd03.i

Sample Info: SW128811LCSD

Purge Volume: 1000.0

Operator: PEL

Column phase: HPMS-5

Column diameter: 0.25

105 Di-n-butylphthalate

Concentration: 36.8 ug/l

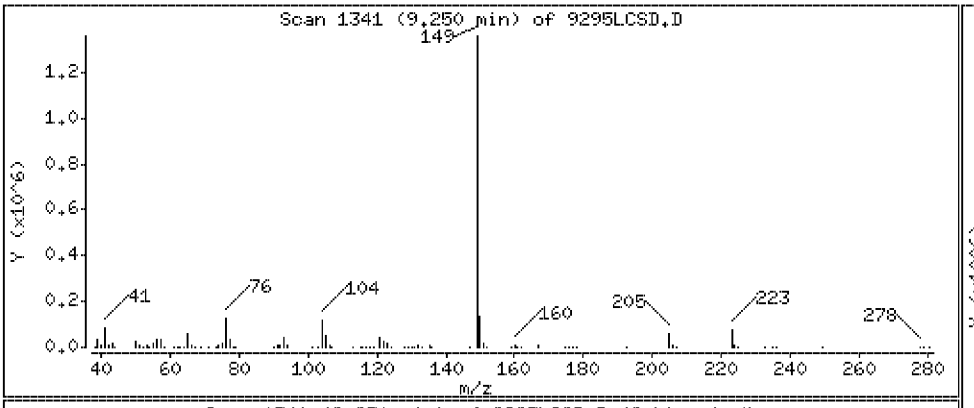

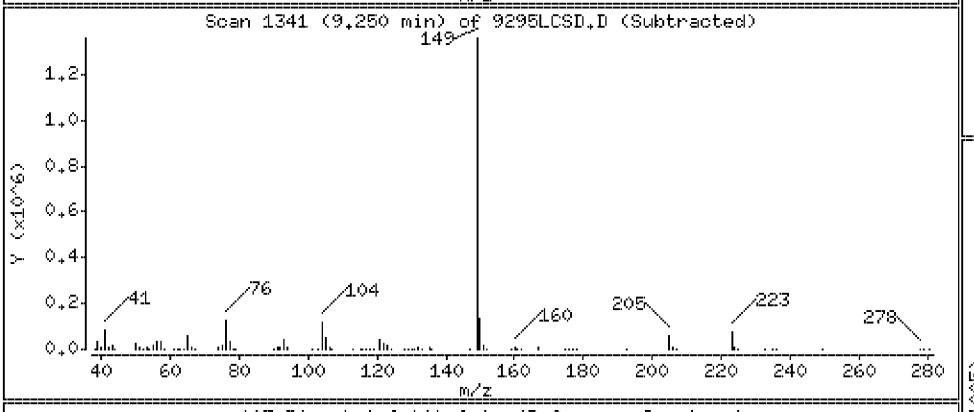

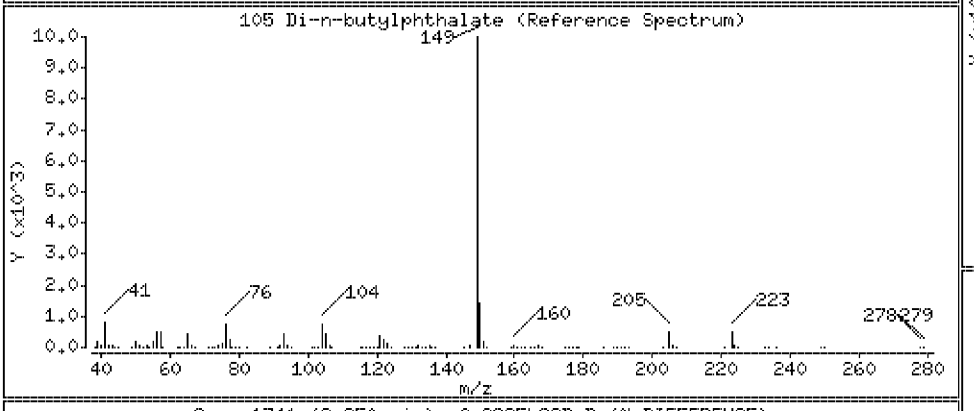

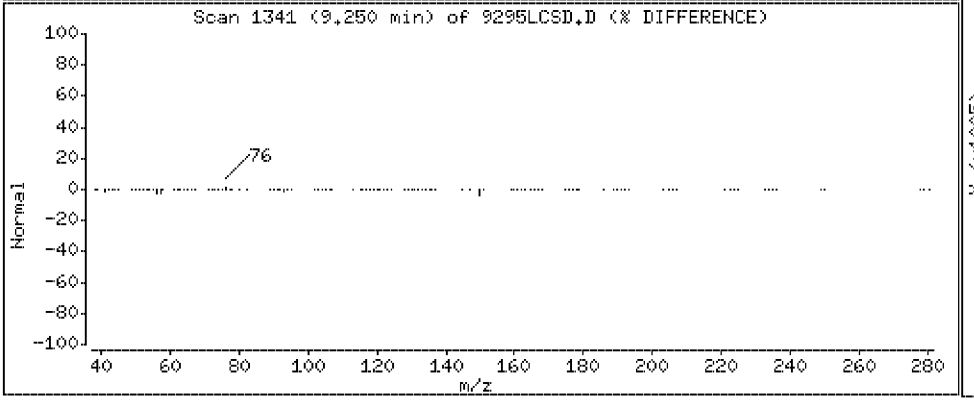

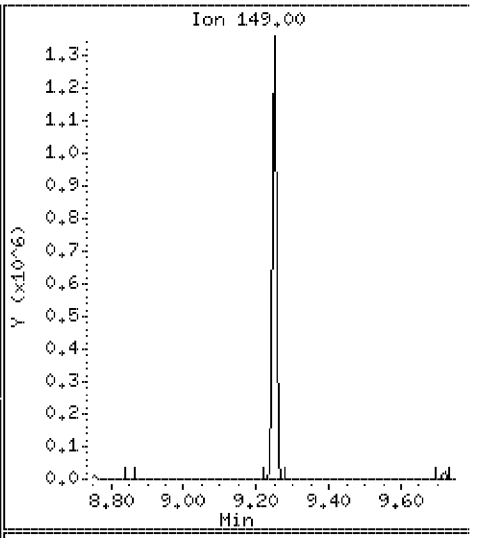

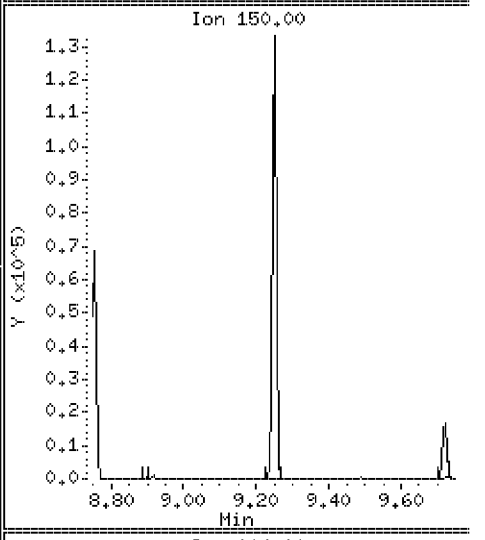

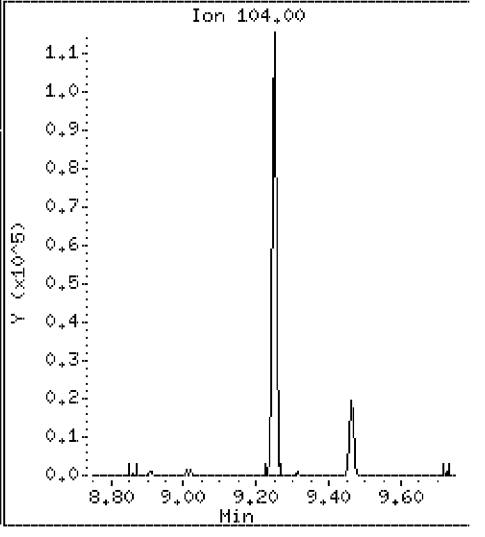

Data File: \\Svecd04\DD\chem\smsd03.i\S305031P.b\9295LCSD.D

Date : 03-MAY-2012 18:00

Client ID: 128811LCSD

Instrument: smsd03.i

Sample Info: SW128811LCSD

Purge Volume: 1000.0

Operator: PEL

Column phase: HPMS-5

Column diameter: 0.25

106 4-Nitroquinoline-1-oxide

Concentration: 25.5 ug/l

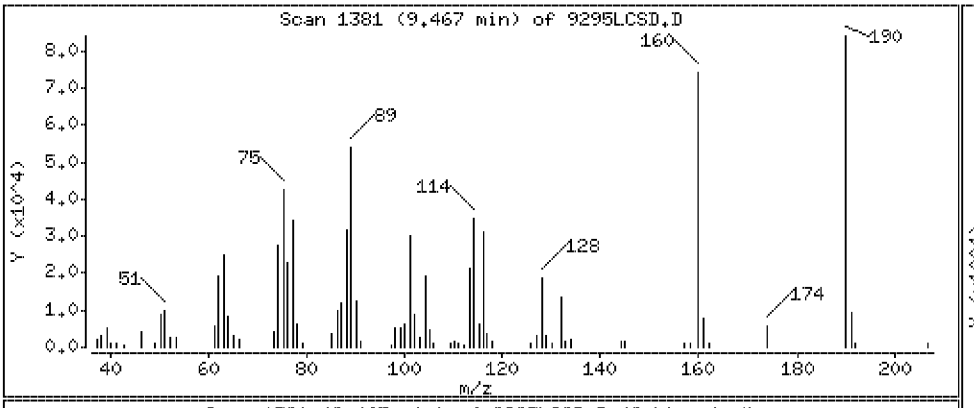

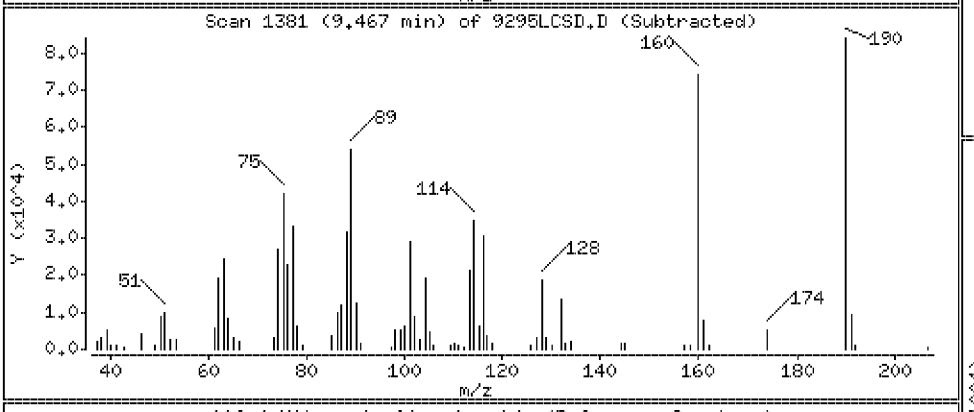

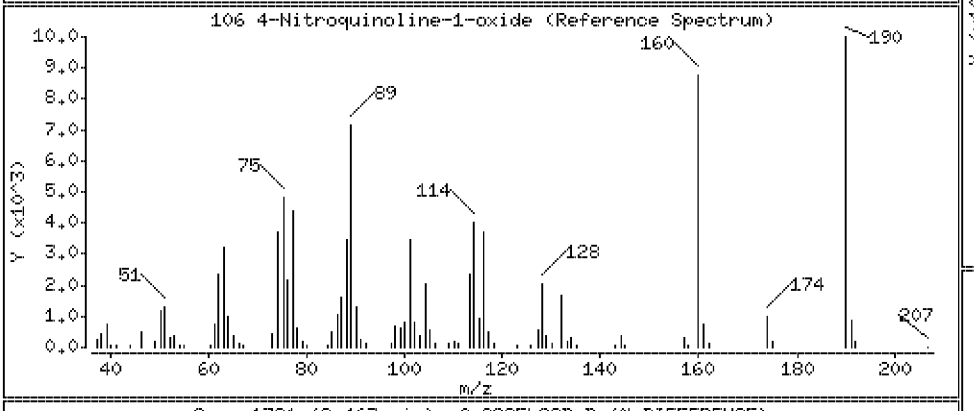

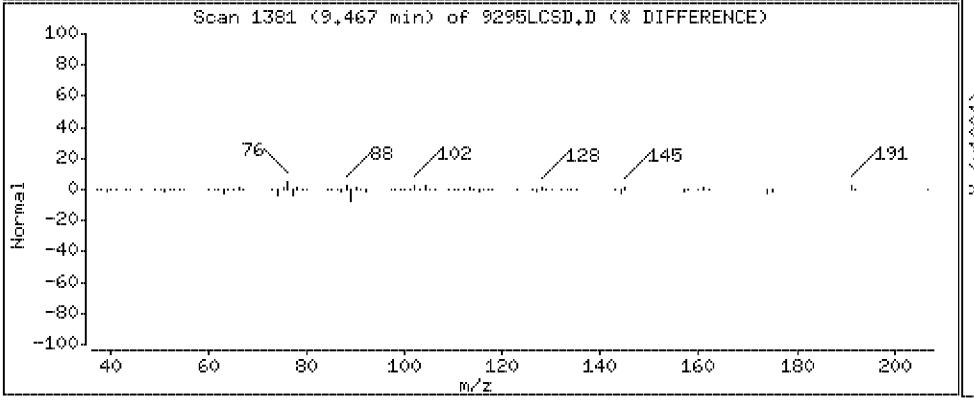

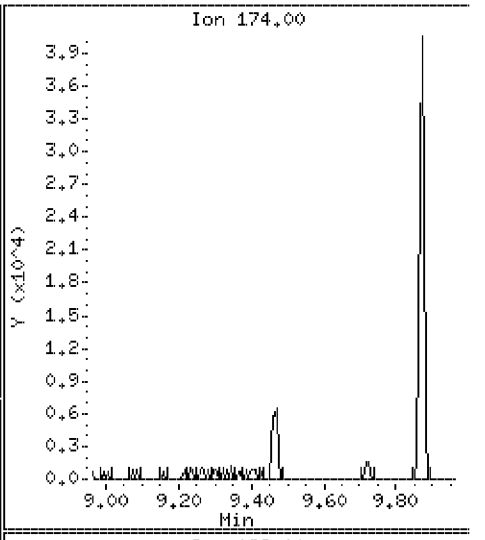

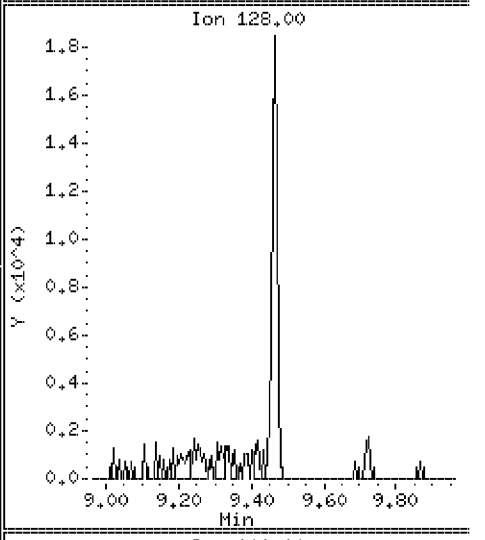

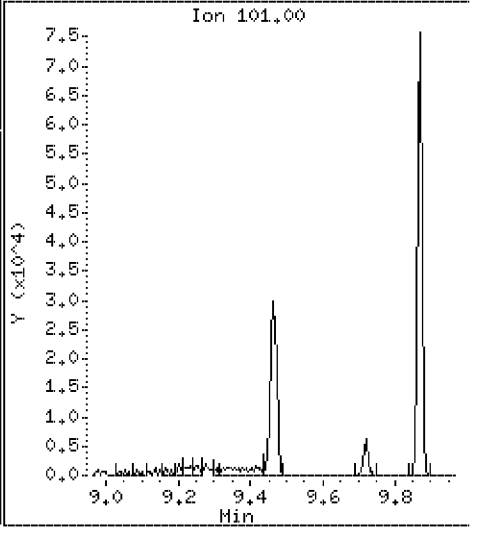

Data File: \\Svecd04\DD\chem\smsd03.i\S305031P.b\9295LCSD.D

Date : 03-MAY-2012 18:00

Client ID: 128811LCSD

Instrument: smsd03.i

Sample Info: SW128811LCSD

Purge Volume: 1000.0

Operator: PEL

Column phase: HPMS-5

Column diameter: 0.25

107 Methapyrilene

Concentration: 110 ug/l

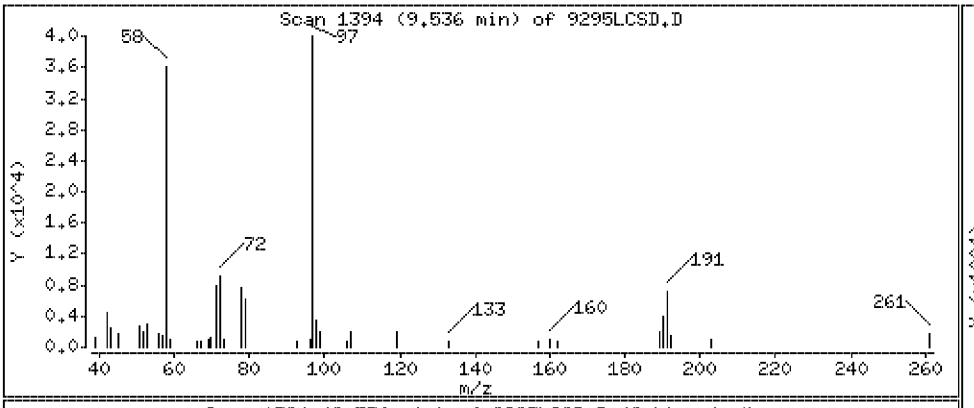

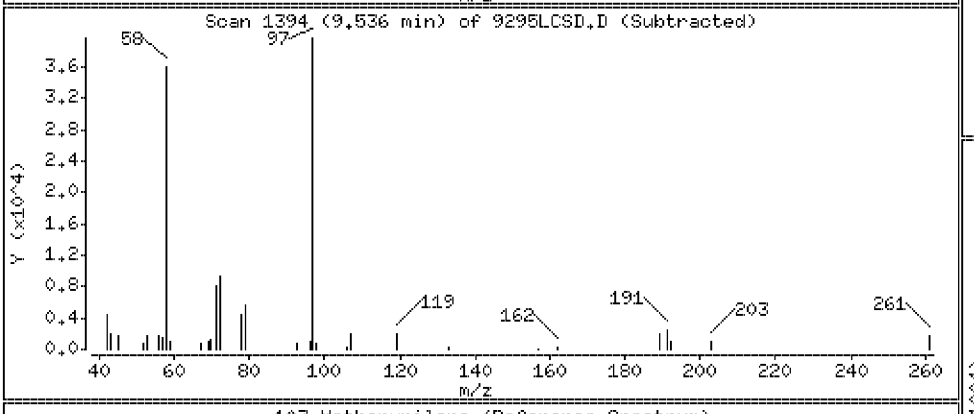

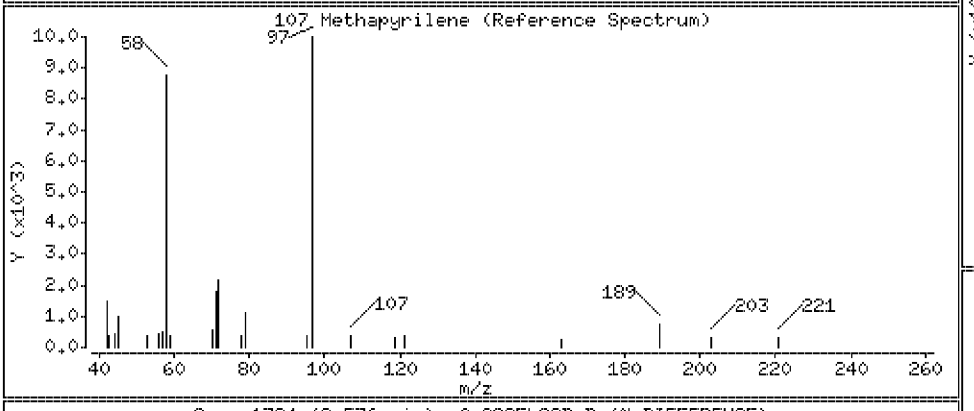

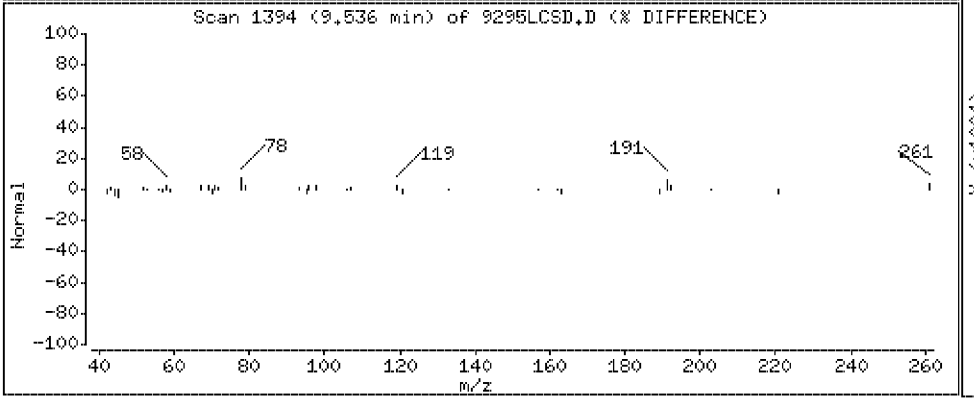

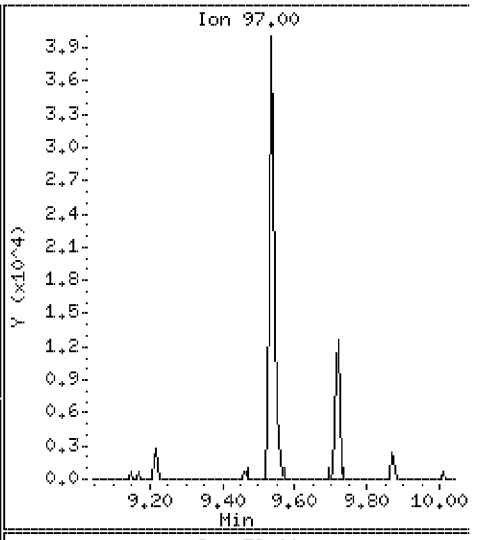

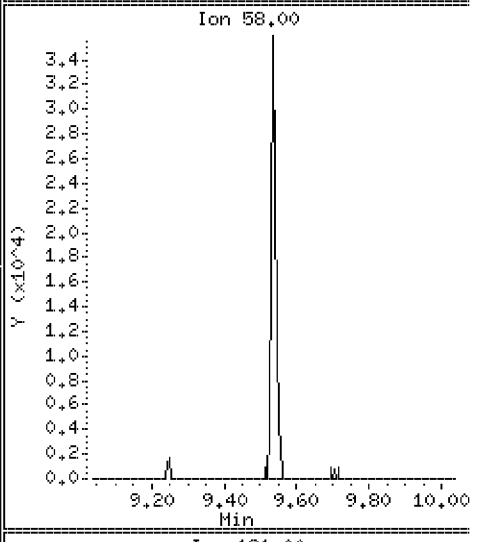

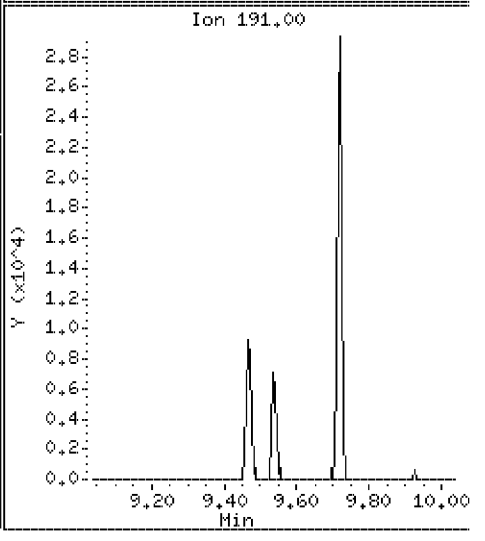

Data File: \\Svecd04\DD\chem\smsd03.i\S305031P.b\9295LCSD.D

Date : 03-MAY-2012 18:00

Client ID: 128811LCSD

Instrument: smsd03.i

Sample Info: SW128811LCSD

Purge Volume: 1000.0

Operator: PEL

Column phase: HPMS-5

Column diameter: 0.25

108 Isodrin

Concentration: 36.3 ug/l

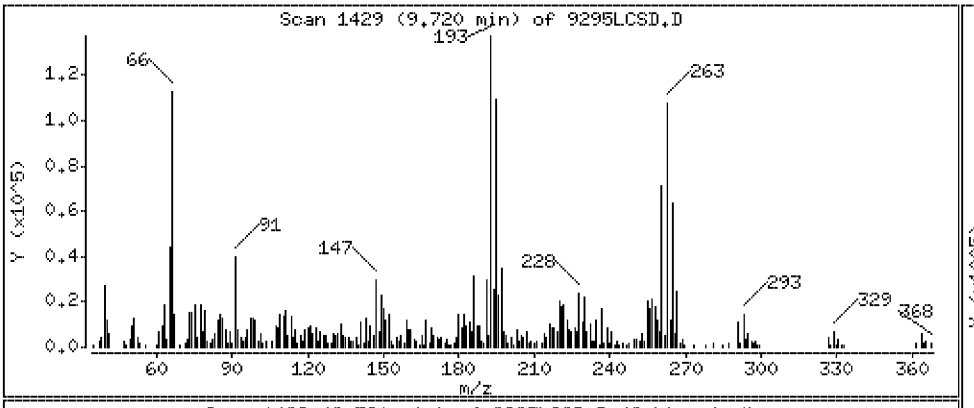

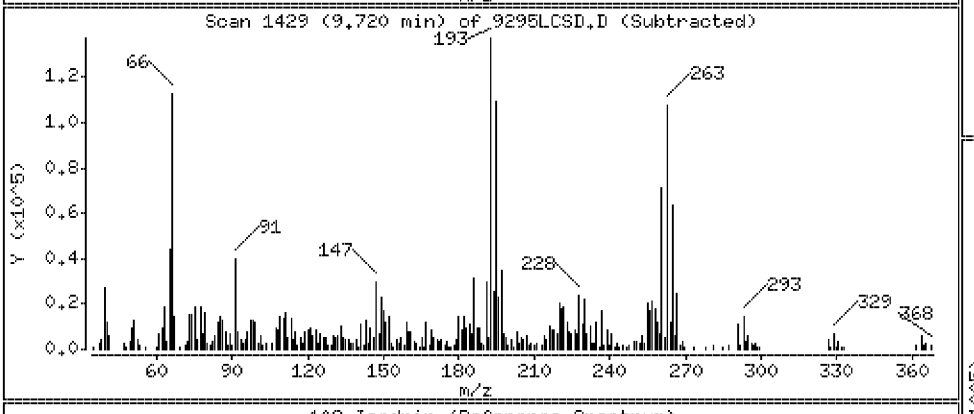

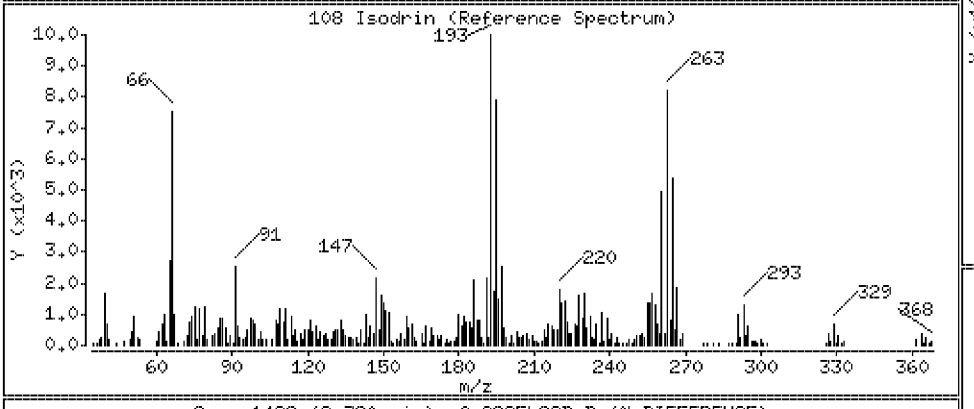

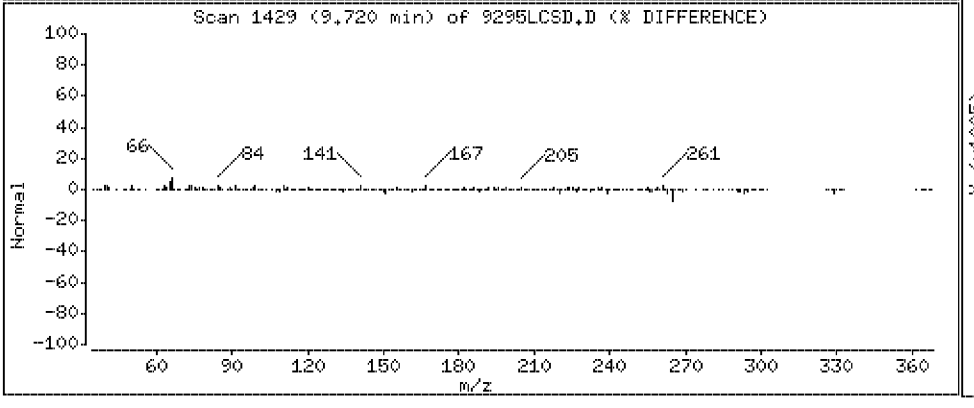

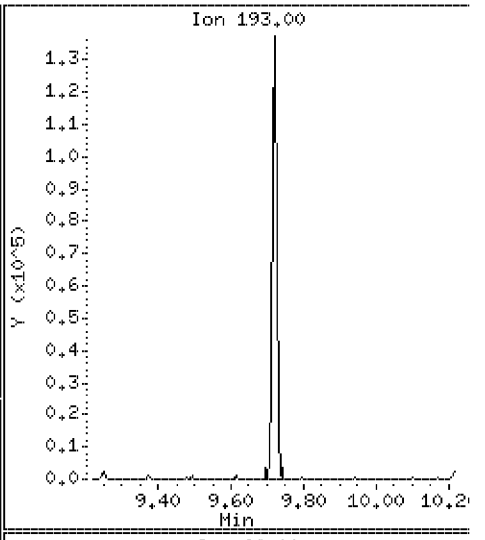

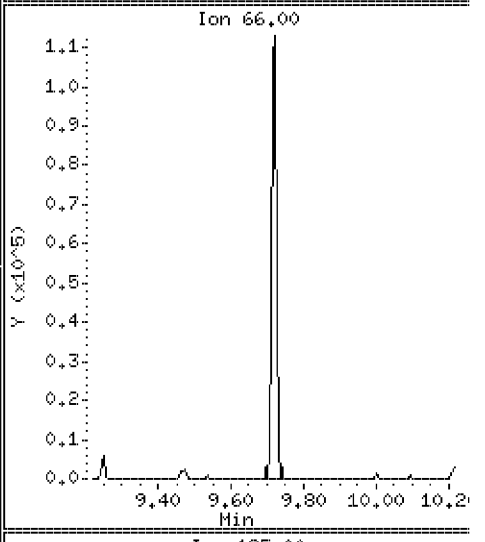

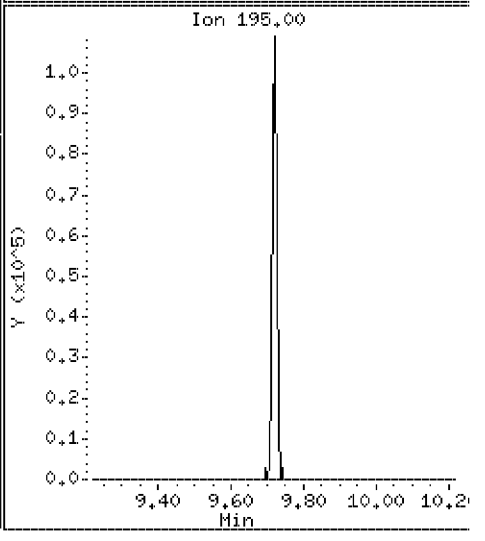

Data File: \\Svecd04\DD\chem\smsd03.i\S305031P.b\9295LCSD.D

Date : 03-MAY-2012 18:00

Client ID: 128811LCSD

Instrument: smsd03.i

Sample Info: SW128811LCSD

Purge Volume: 1000.0

Operator: PEL

Column phase: HPMS-5

Column diameter: 0.25

109 Fluoranthene

Concentration: 36.3 ug/l

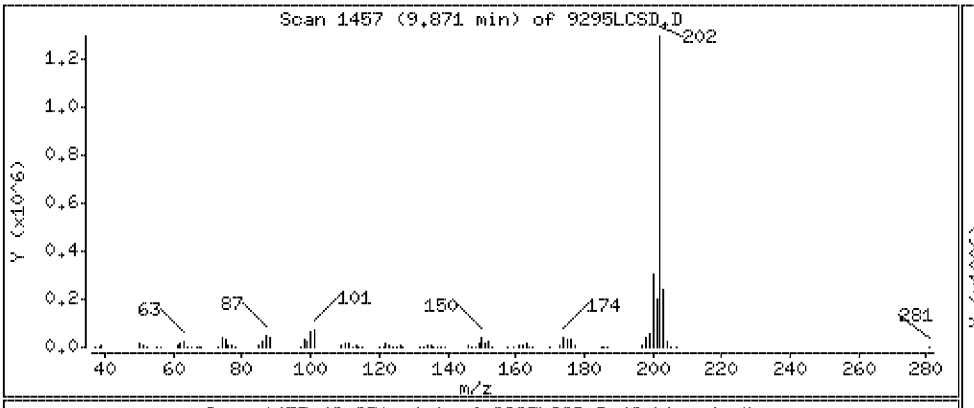

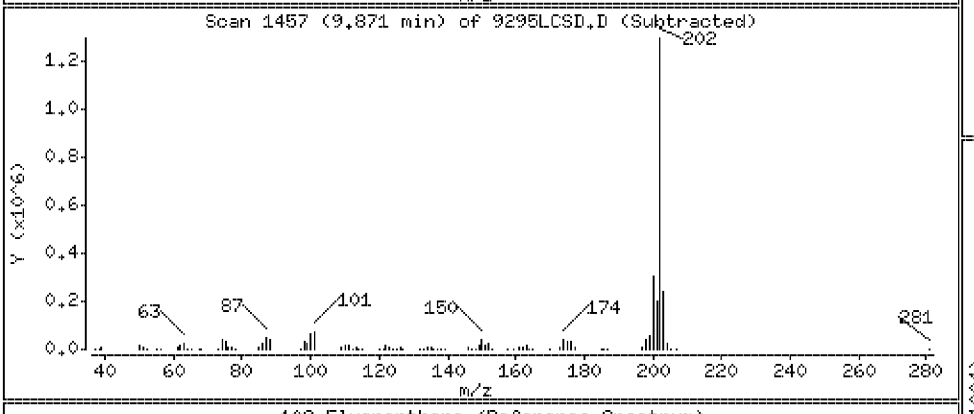

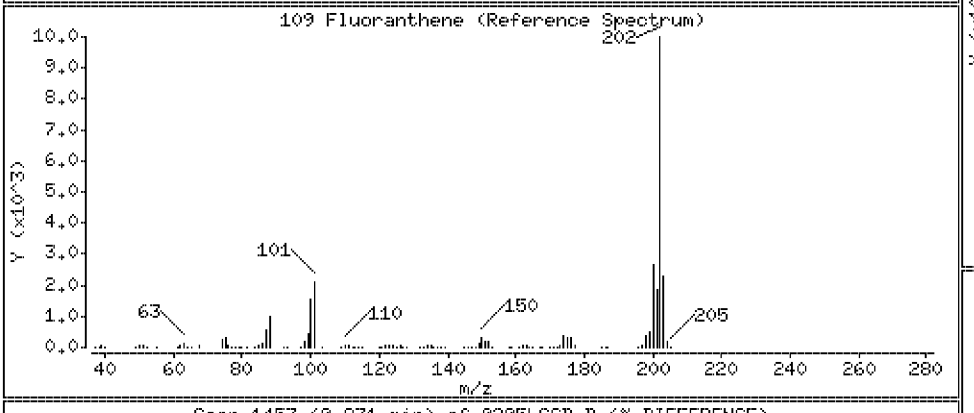

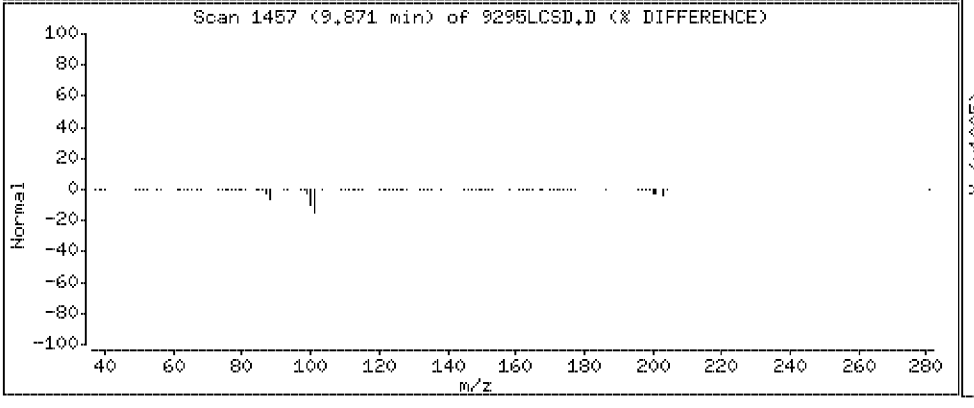

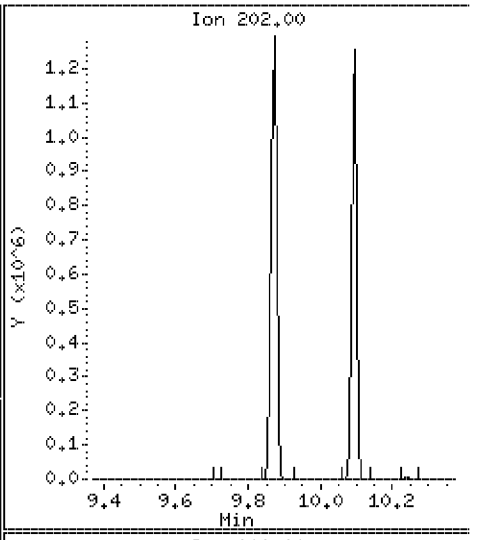

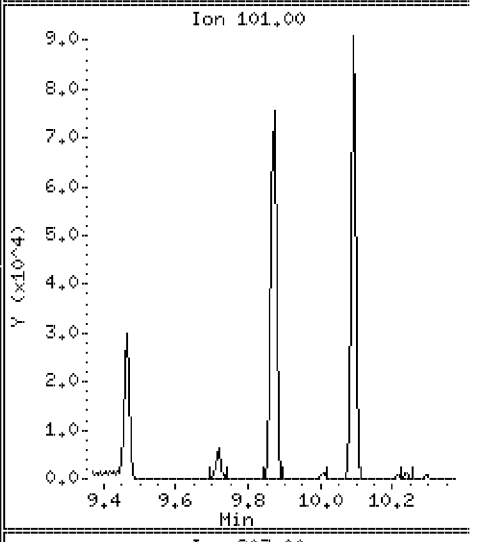

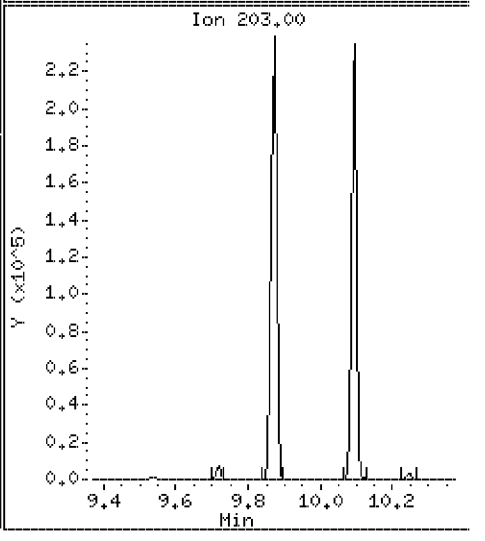

Data File: \\Svecd04\DD\chem\smsd03.i\S305031P.b\9295LCSD.D

Date : 03-MAY-2012 18:00

Client ID: 128811LCSD

Instrument: smsd03.i

Sample Info: SW128811LCSD

Purge Volume: 1000.0

Operator: PEL

Column phase: HPMS-5

Column diameter: 0.25

110 Benzidine

Concentration: 2.8 ug/l

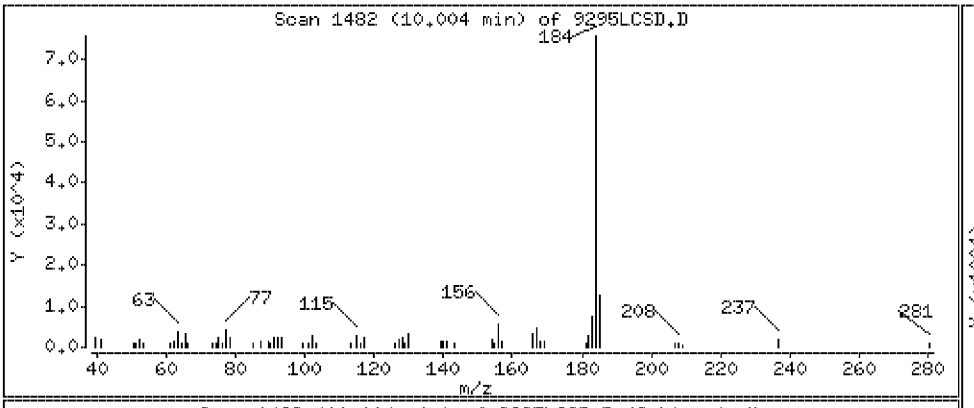

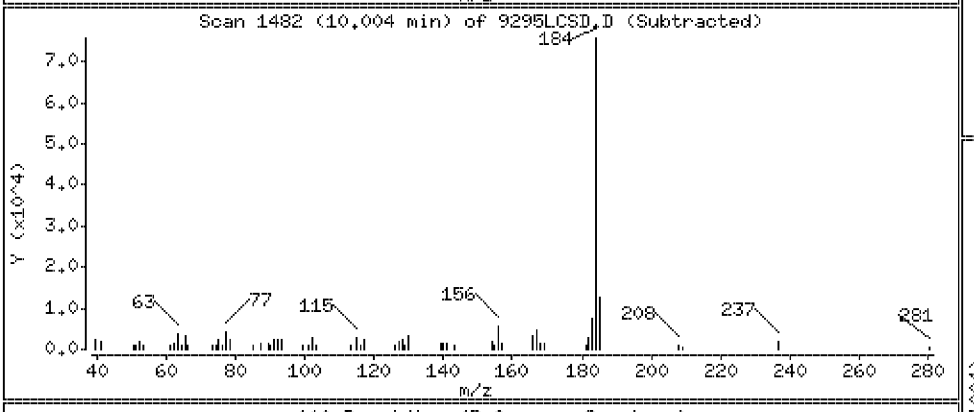

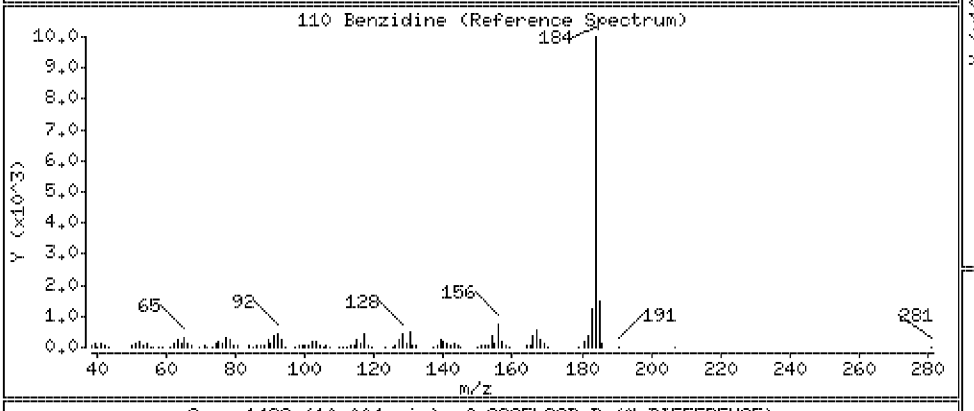

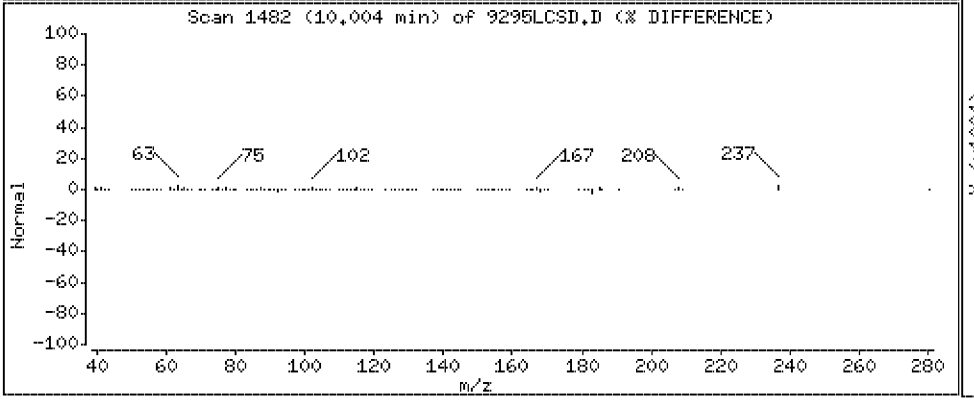

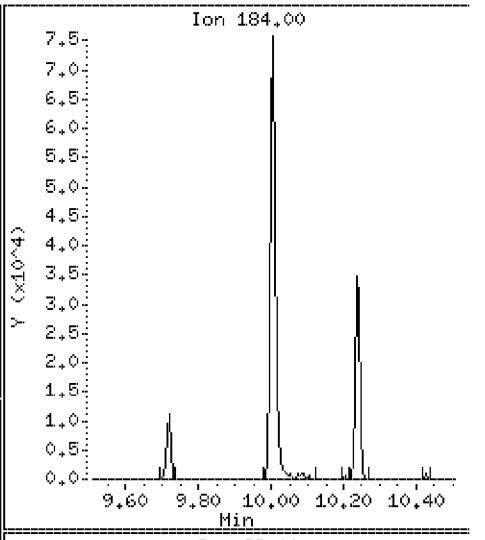

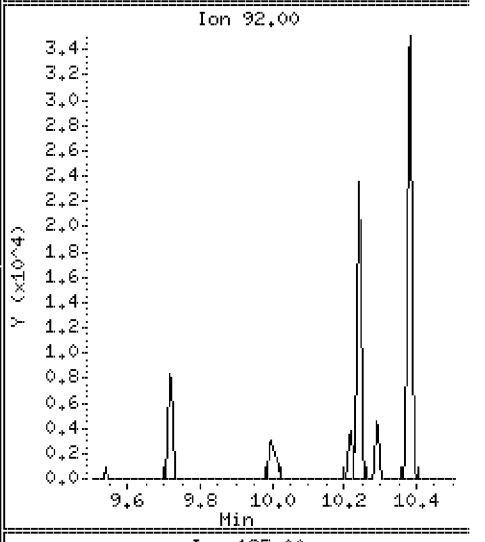

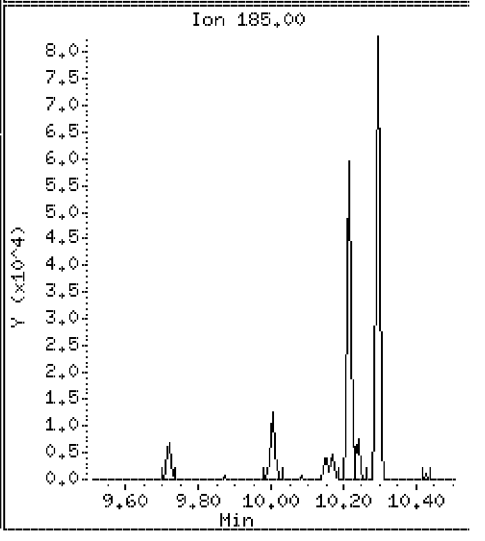

Data File: \\Svecd04\DD\chem\smsd03.i\S305031P.b\9295LCSD.D

Date : 03-MAY-2012 18:00

Client ID: 128811LCSD

Instrument: smsd03.i

Sample Info: SW128811LCSD

Purge Volume: 1000.0

Operator: PEL

Column phase: HPMS-5

Column diameter: 0.25

111 Pyrene

Concentration: 34.0 ug/l

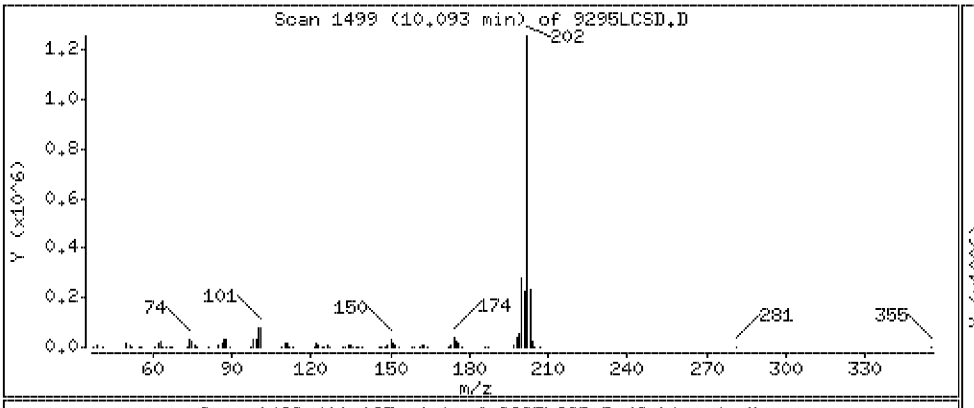

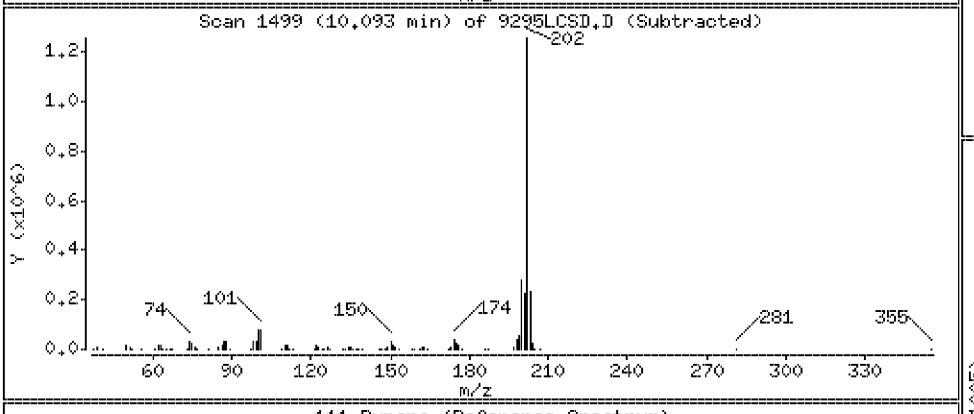

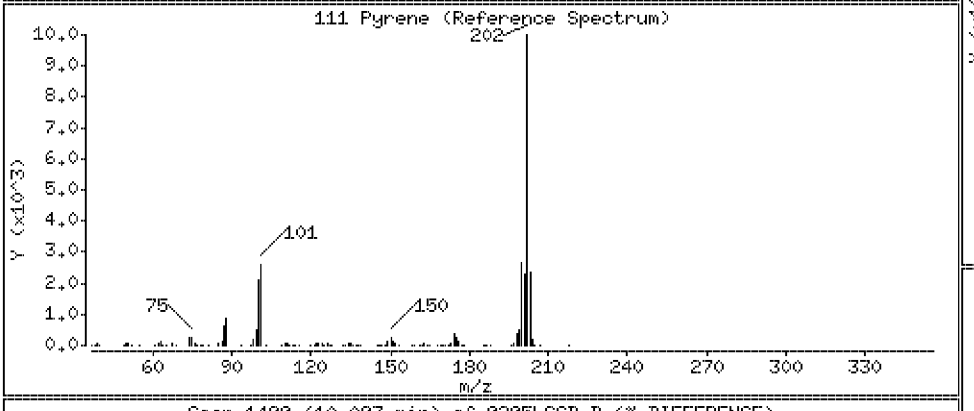

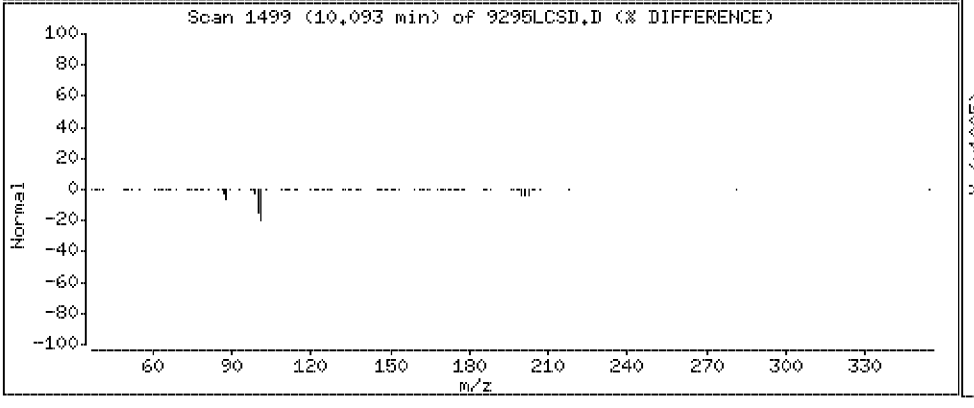

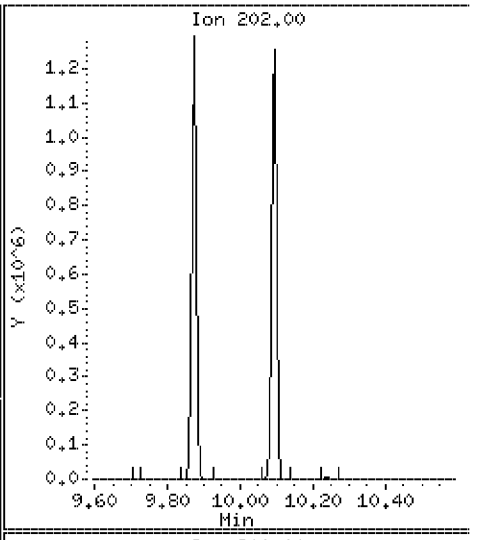

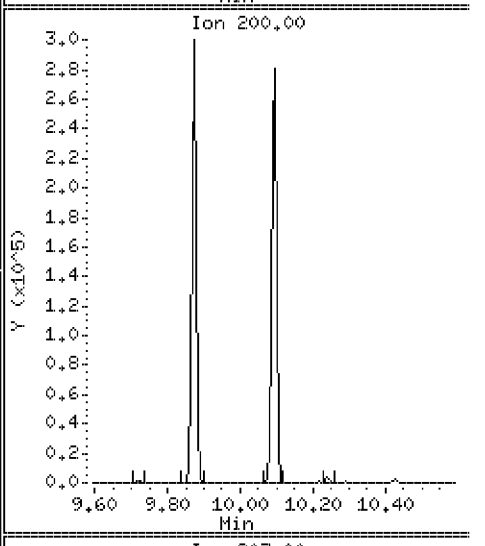

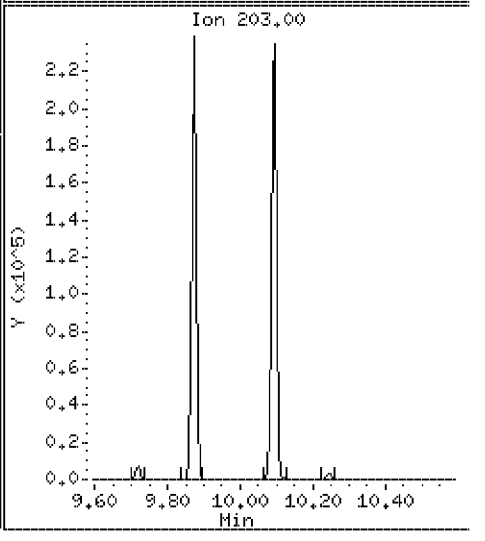

Data File: \\Svecd04\DD\chem\smsd03.i\S305031P.b\9295LCSD.D

Date : 03-MAY-2012 18:00

Client ID: 128811LCSD

Instrument: smsd03.i

Sample Info: SW128811LCSD

Purge Volume: 1000.0

Operator: PEL

Column phase: HPMS-5

Column diameter: 0.25

113 Aramite

Concentration: 27.4 ug/l

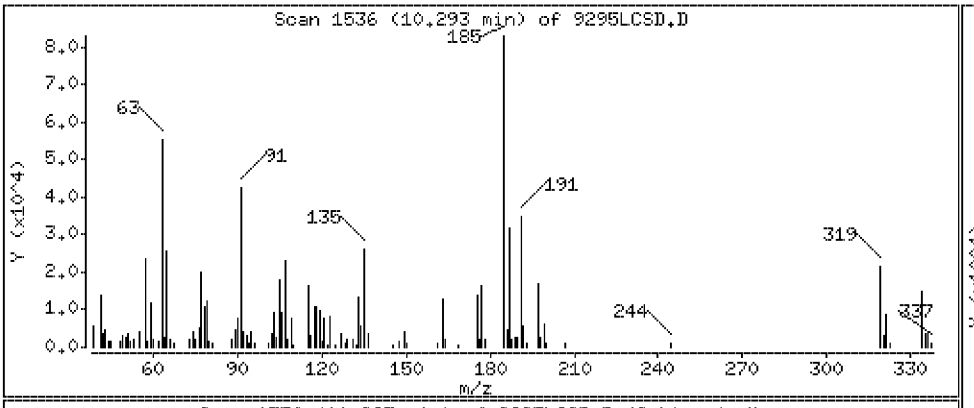

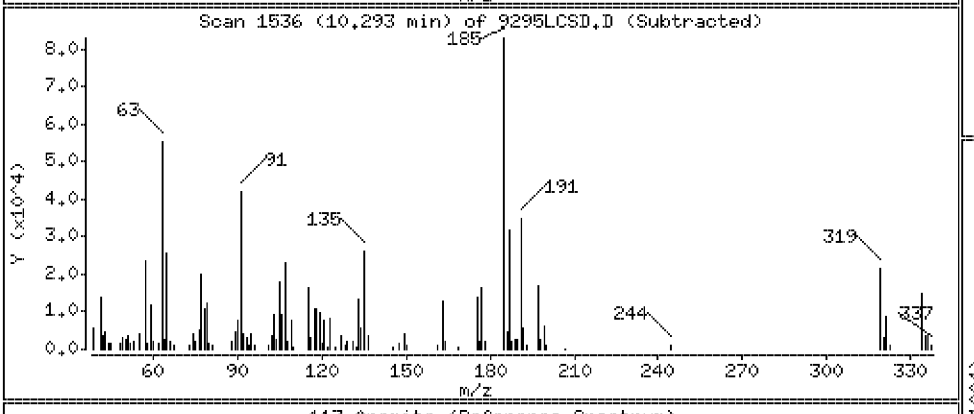

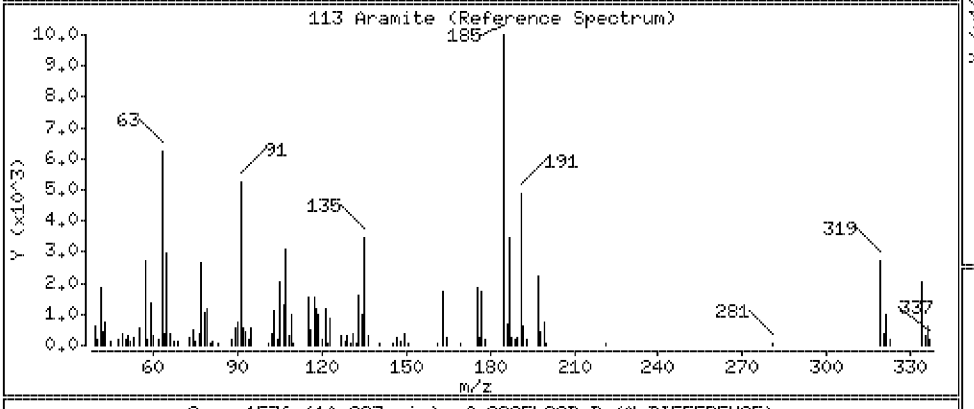

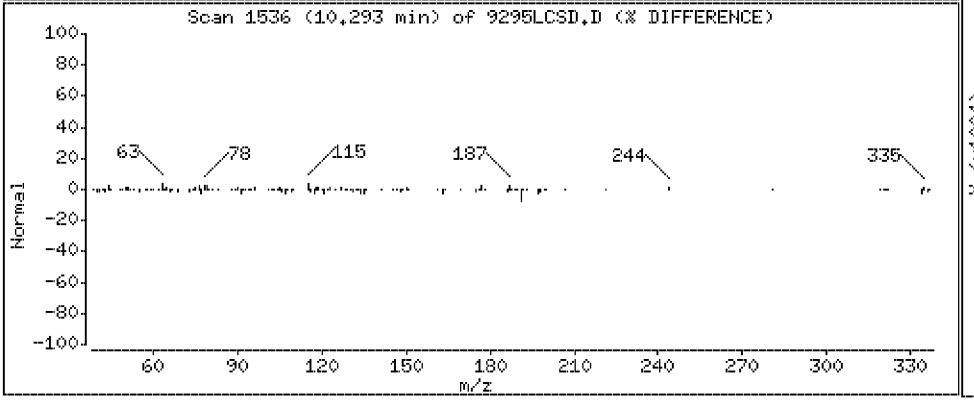

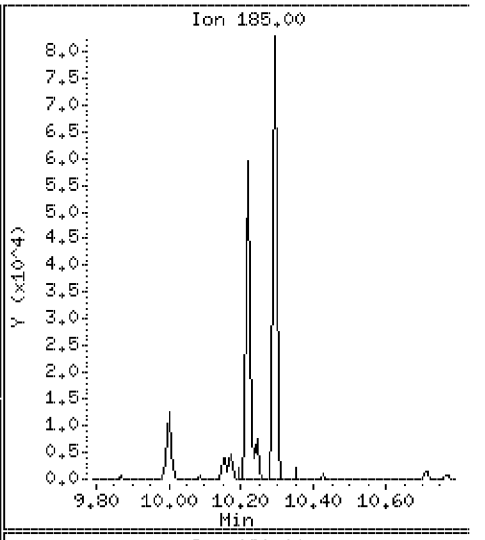

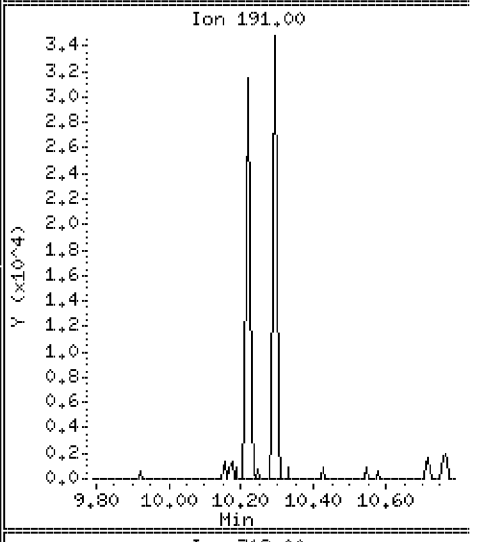

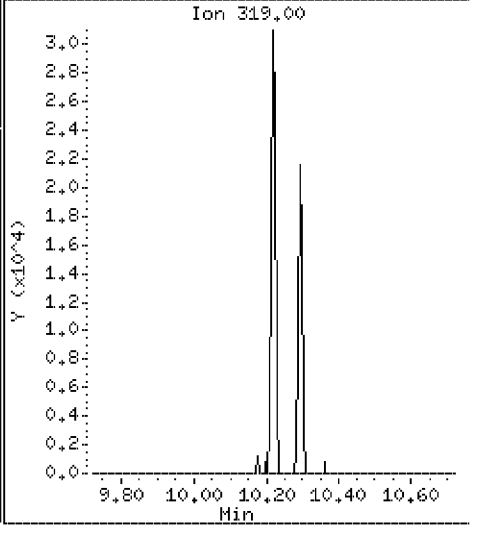

Data File: \\Svecd04\DD\chem\smsd03.i\S305031P.b\9295LCSD.D

Date : 03-MAY-2012 18:00

Client ID: 128811LCSD

Instrument: smsd03.i

Sample Info: SW128811LCSD

Purge Volume: 1000.0

Operator: PEL

Column phase: HPMS-5

Column diameter: 0.25

114 p-Dimethylamino azobenzene

Concentration: 27.3 ug/l

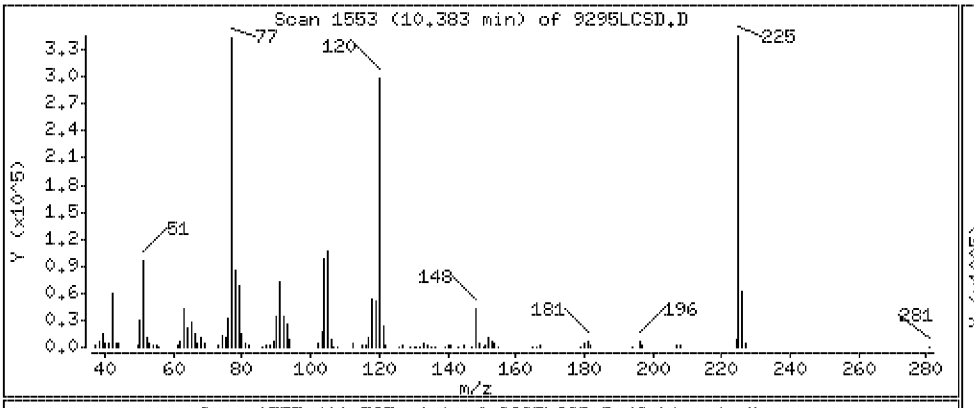

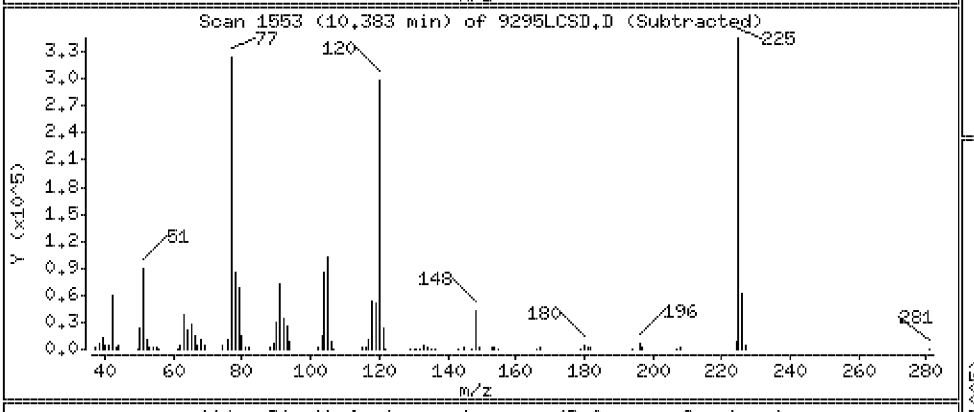

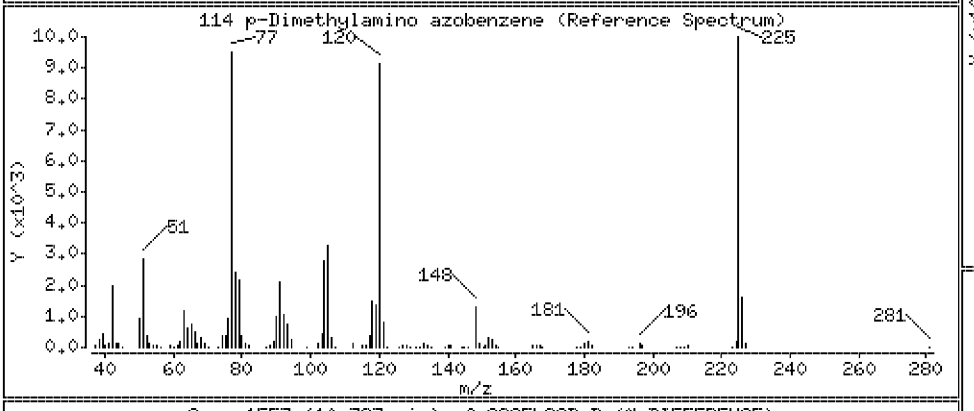

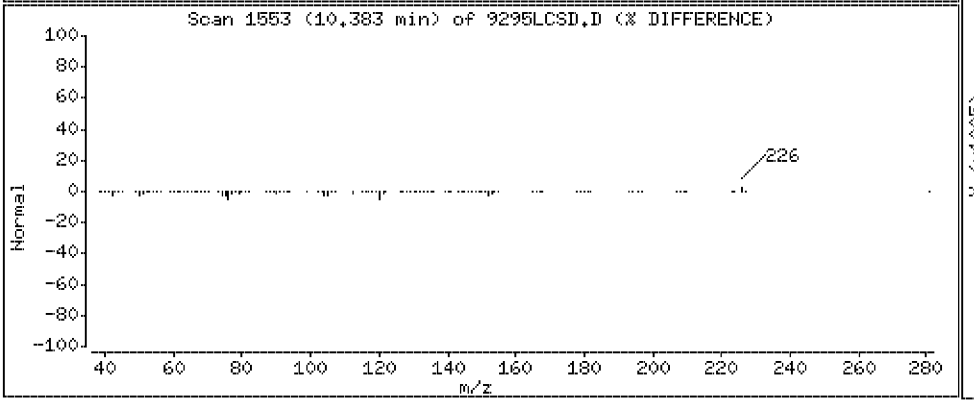

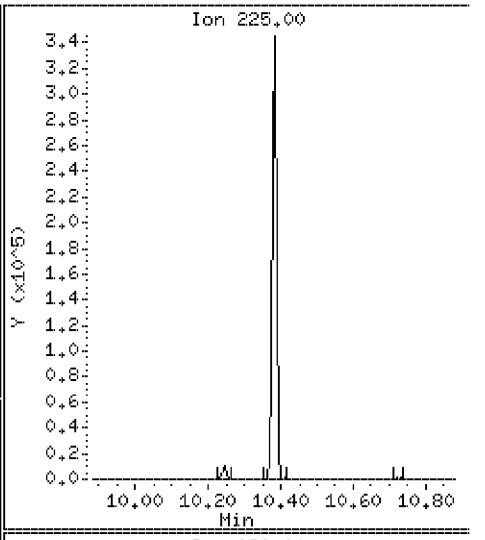

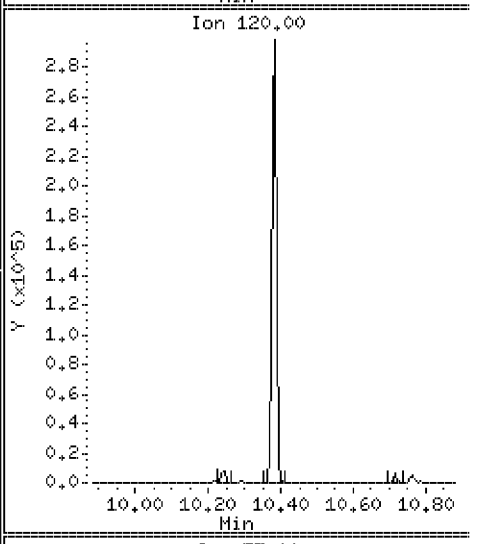

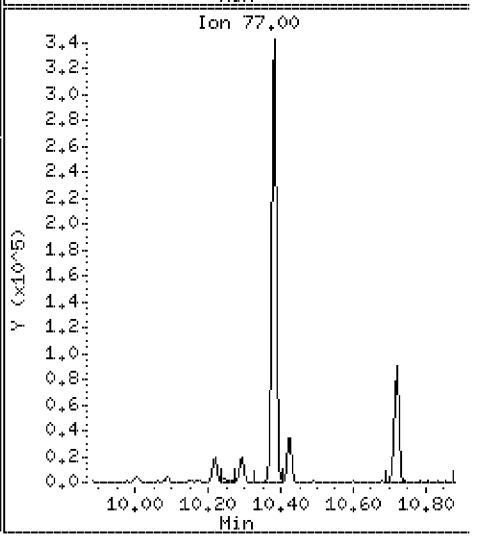

Data File: \\Svecd04\DD\chem\smsd03.i\S305031P.b\9295LCSD.D

Date : 03-MAY-2012 18:00

Client ID: 128811LCSD

Instrument: smsd03.i

Sample Info: SW128811LCSD

Purge Volume: 1000.0

Operator: PEL

Column phase: HPMS-5

Column diameter: 0.25

115 Chlorobenzilate

Concentration: 26.8 ug/l

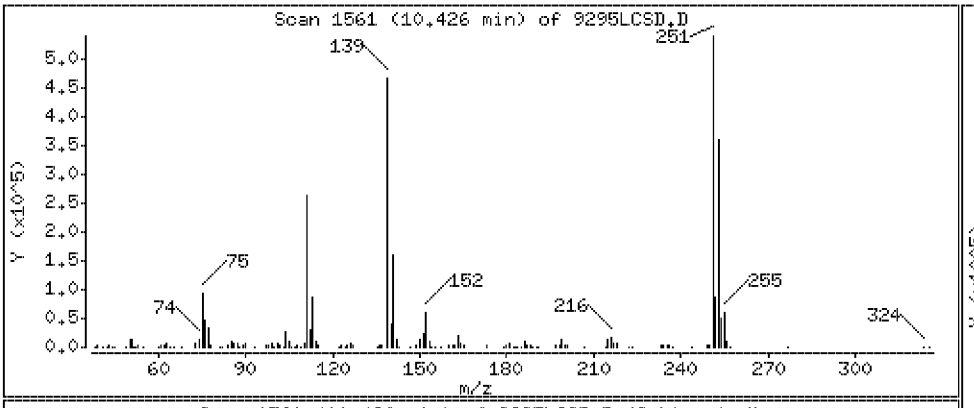

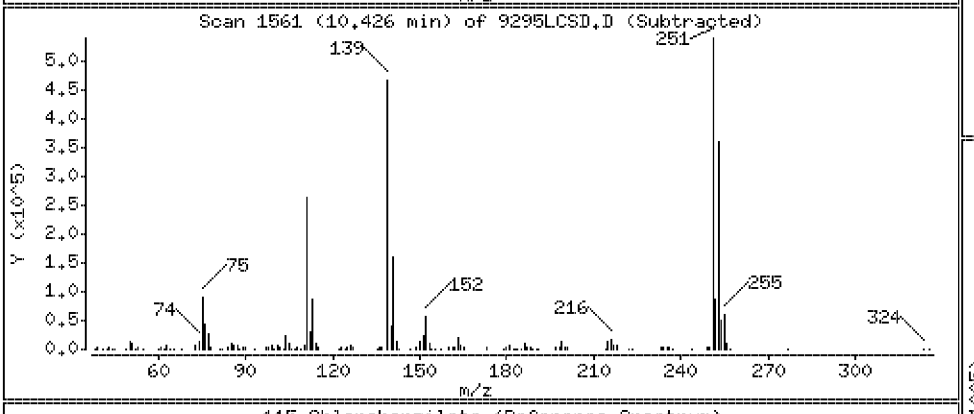

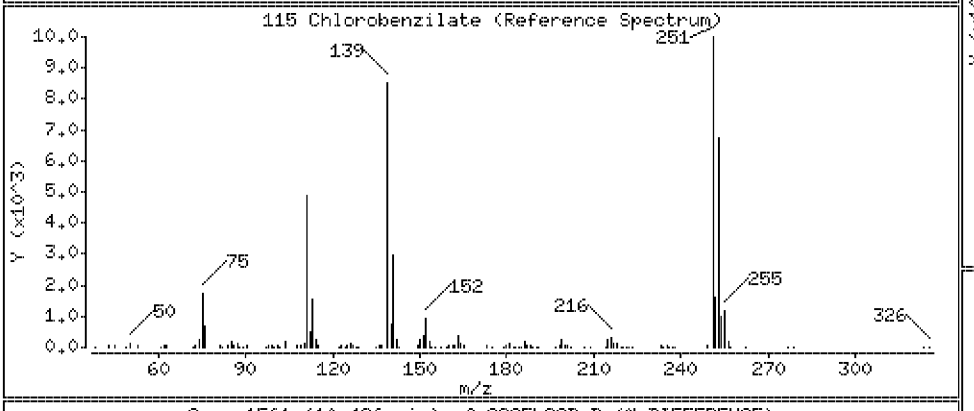

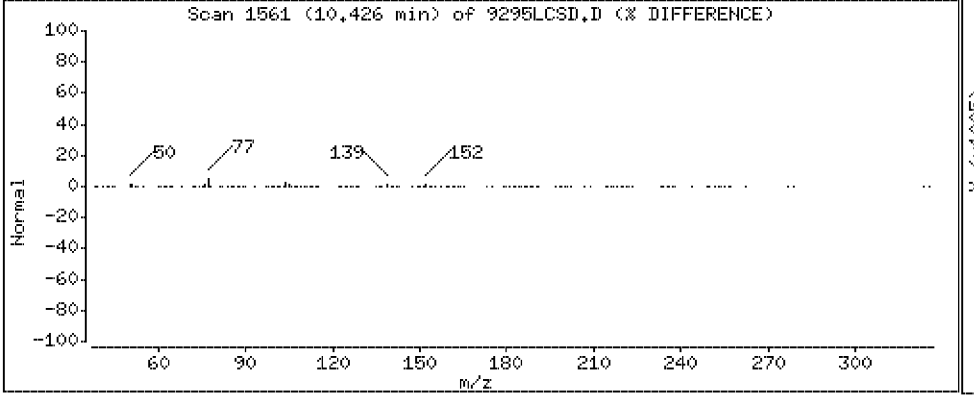

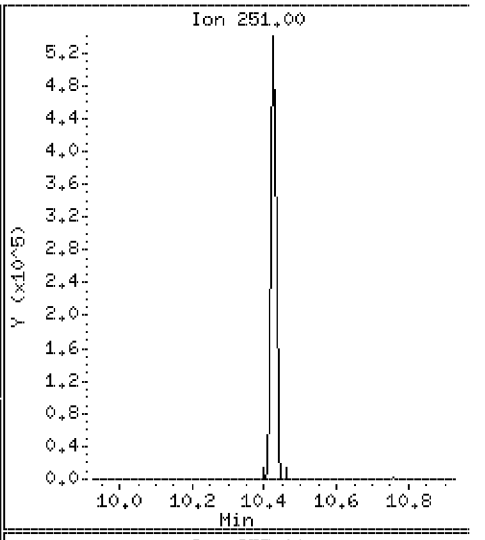

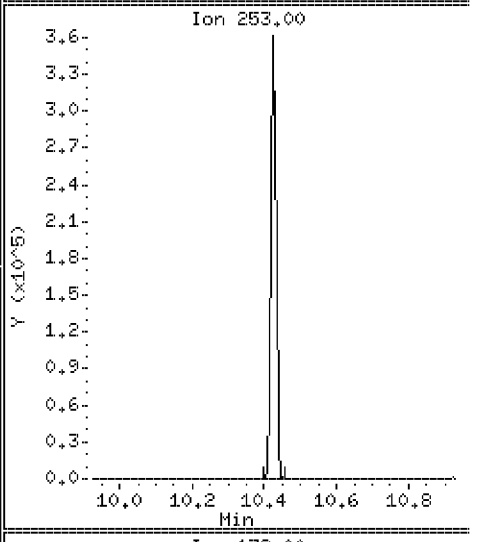

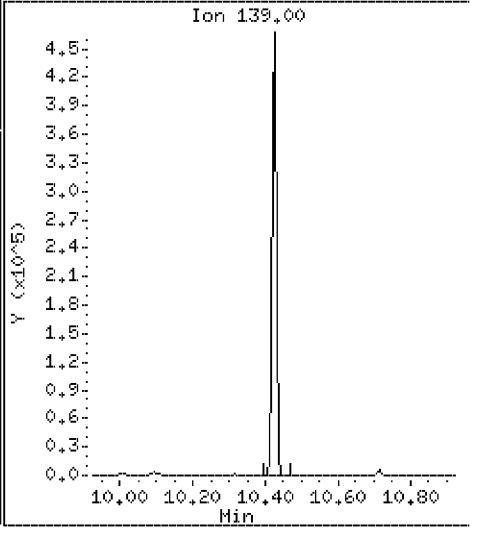

Data File: \\Svecd04\DD\chem\smsd03.i\S305031P.b\9295LCSD.D

Date : 03-MAY-2012 18:00

Client ID: 128811LCSD

Instrument: smsd03.i

Sample Info: SW128811LCSD

Purge Volume: 1000.0

Operator: PEL

Column phase: HPMS-5

Column diameter: 0.25

116 Kepone

Concentration: 16.7 ug/l

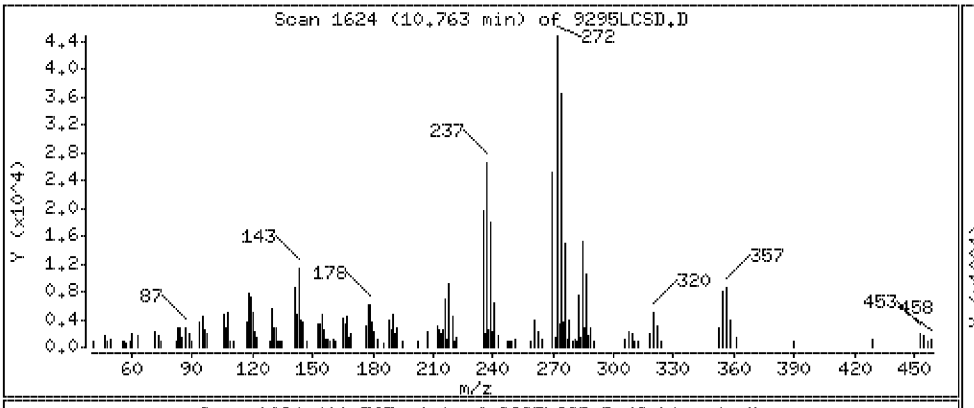

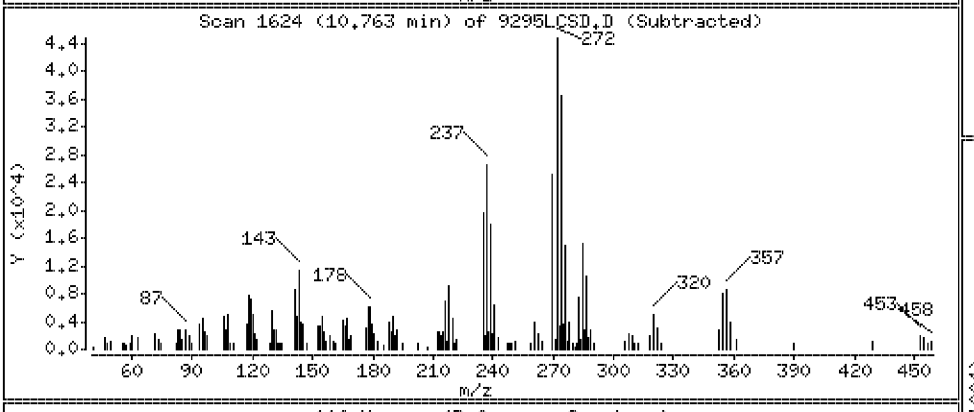

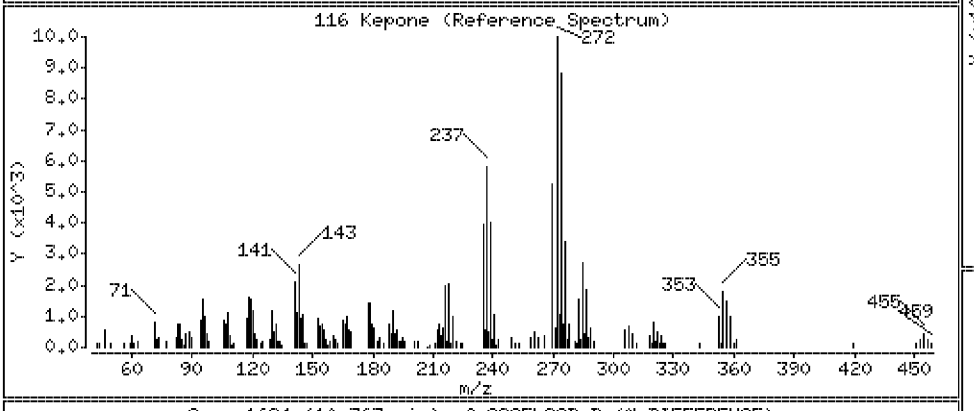

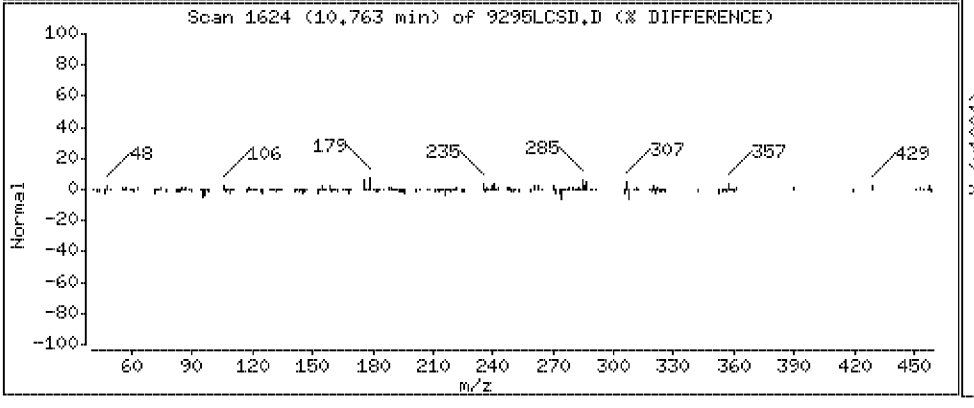

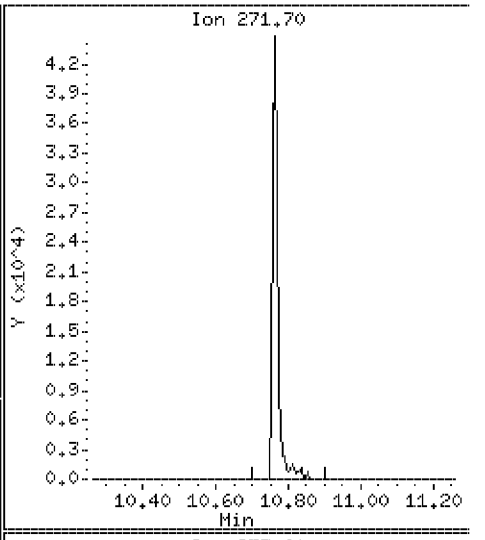

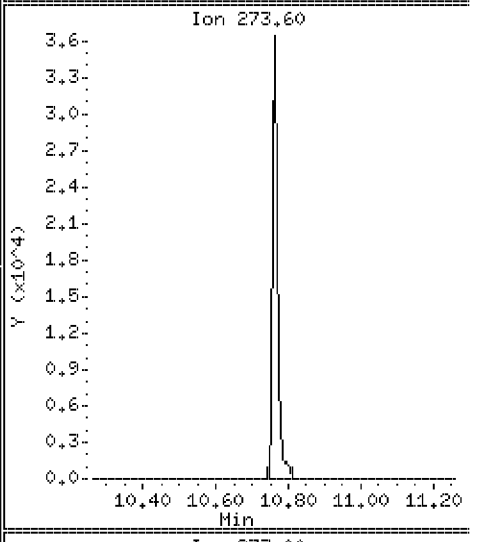

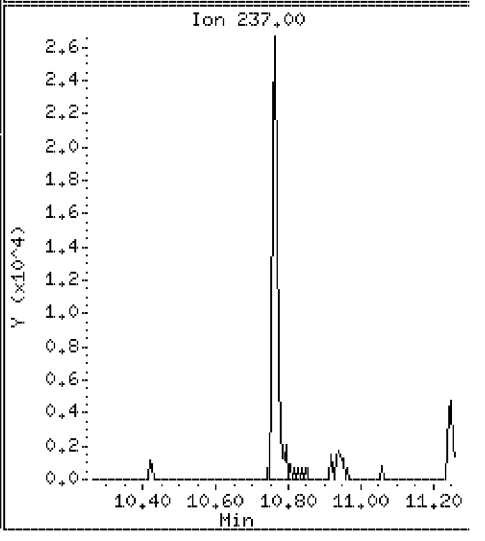

Data File: \\Svecd04\DD\chem\smsd03.i\S305031P.b\9295LCSD.D

Date : 03-MAY-2012 18:00

Client ID: 128811LCSD

Instrument: smsd03.i

Sample Info: SW128811LCSD

Purge Volume: 1000.0

Operator: PEL

Column phase: HPMS-5

Column diameter: 0.25

117 3,3-Dimethylbenzidine

Concentration: 10.9 ug/l

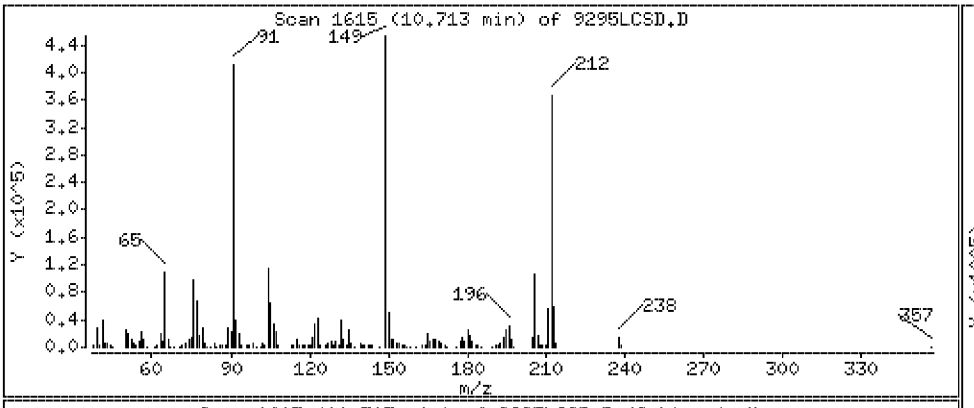

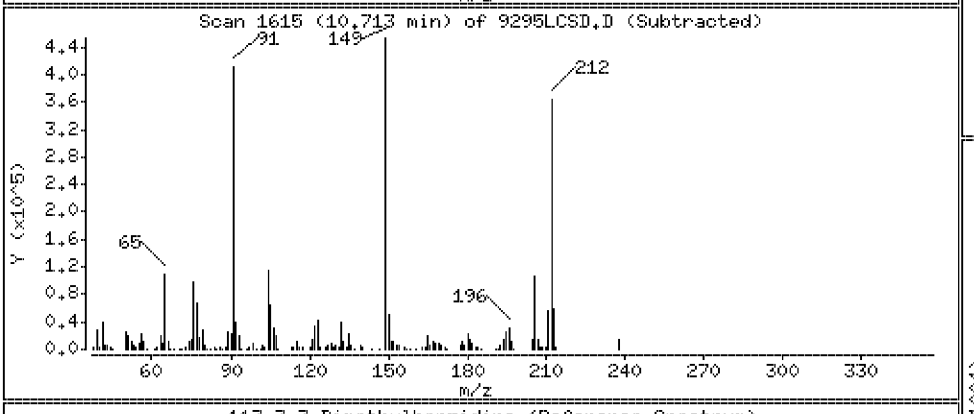

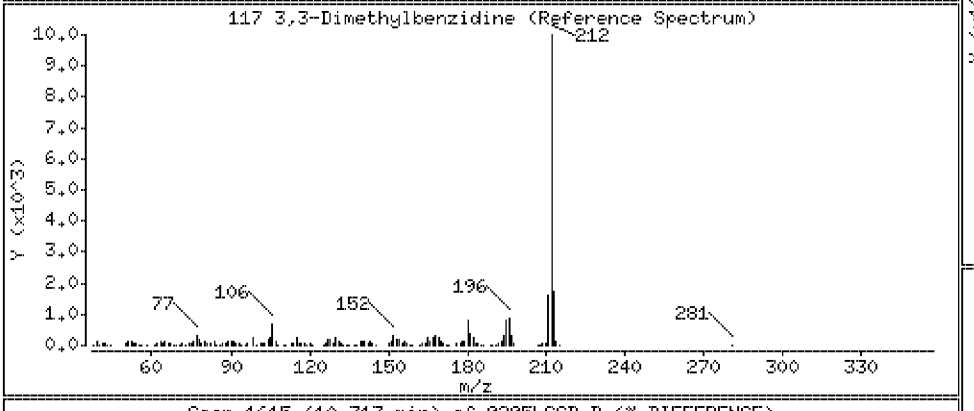

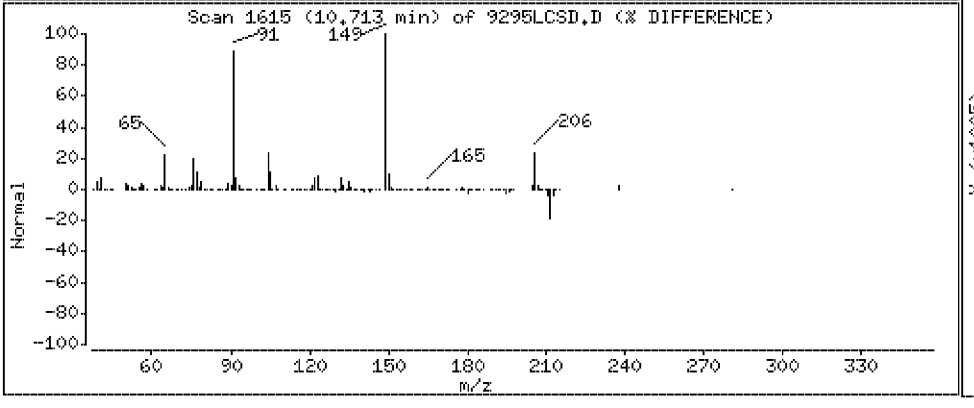

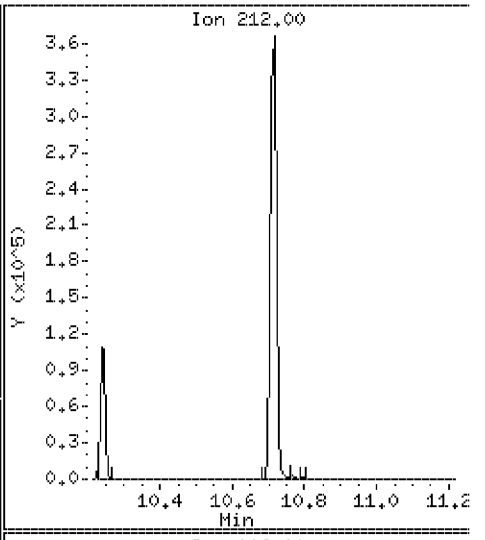

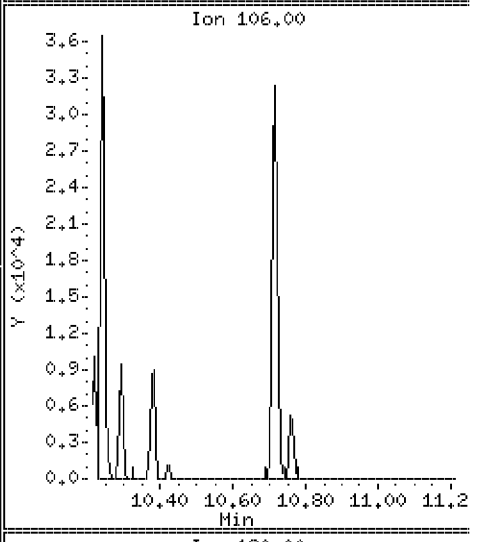

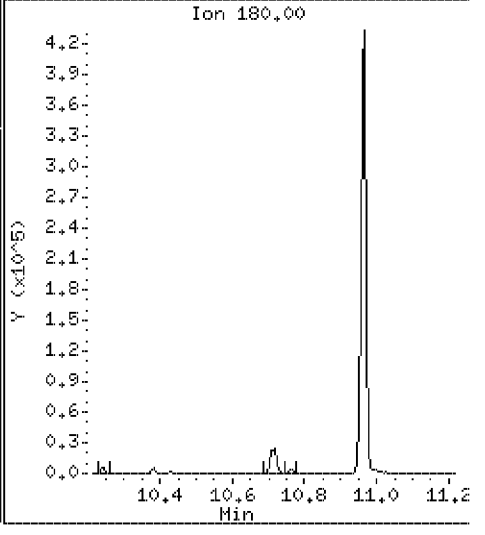

Data File: \\Svecd04\DD\chem\smsd03.i\S305031P.b\9295LCSD.D

Date : 03-MAY-2012 18:00

Client ID: 128811LCSD

Instrument: smsd03.i

Sample Info: SW128811LCSD

Purge Volume: 1000.0

Operator: PEL

Column phase: HPMS-5

Column diameter: 0.25

118 Butylbenzylphthalate

Concentration: 37.0 ug/l

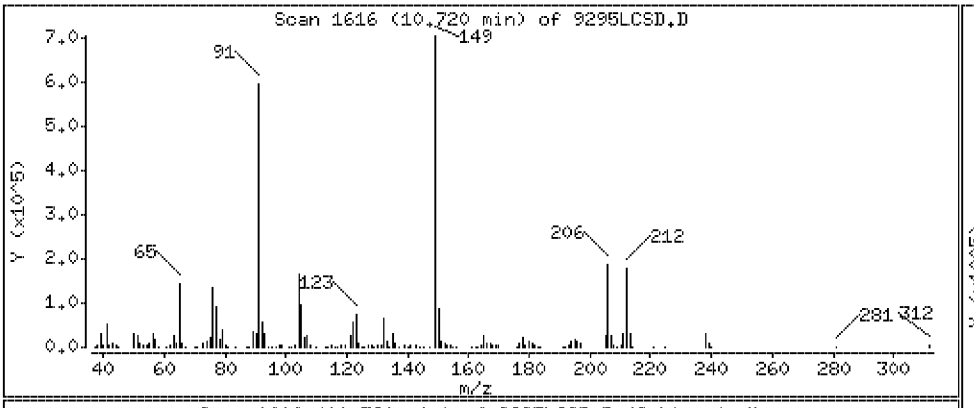

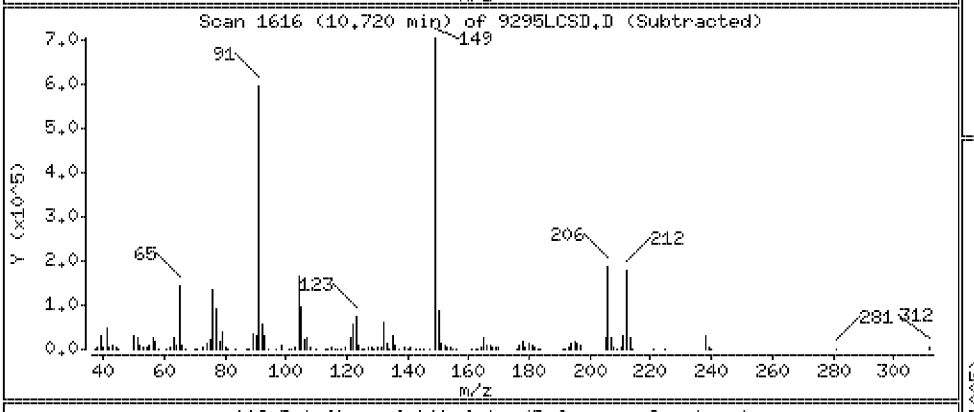

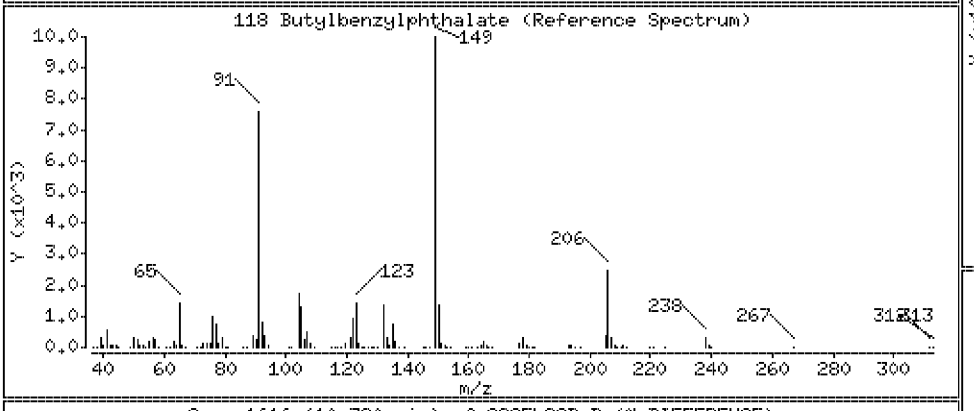

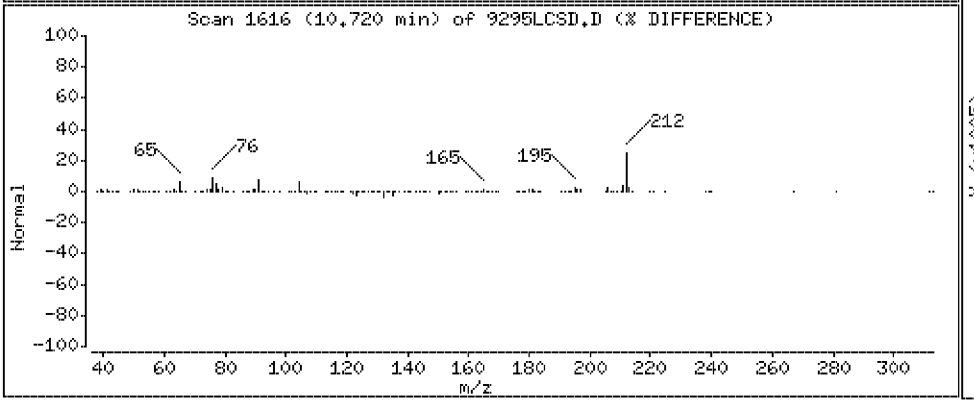

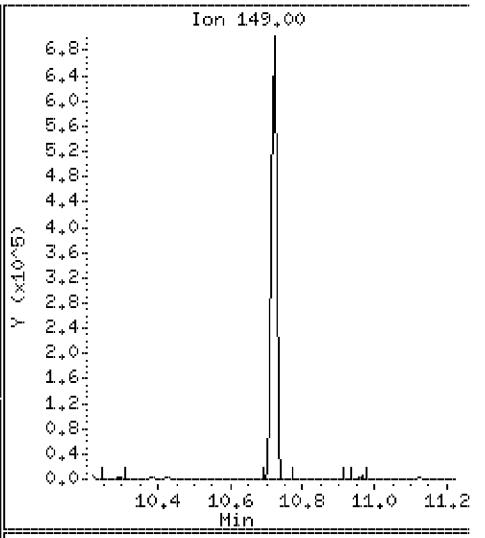

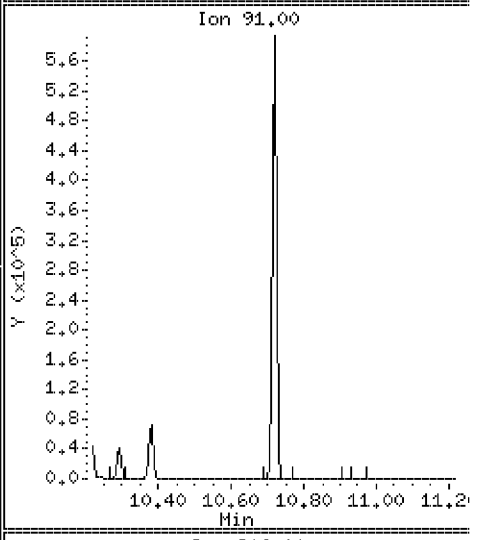

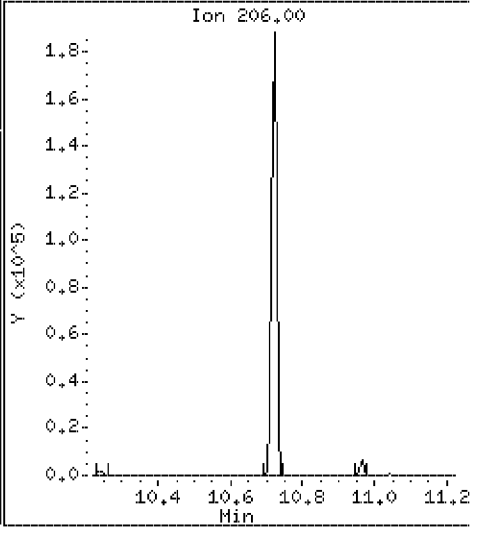

Data File: \\Svecd04\DD\chem\smsd03.i\S305031P.b\9295LCSD.D

Date : 03-MAY-2012 18:00

Client ID: 128811LCSD

Instrument: smsd03.i

Sample Info: SW128811LCSD

Purge Volume: 1000.0

Operator: PEL

Column phase: HPMS-5

Column diameter: 0.25

119 2-Acetylaminofluorene

Concentration: 25.4 ug/l

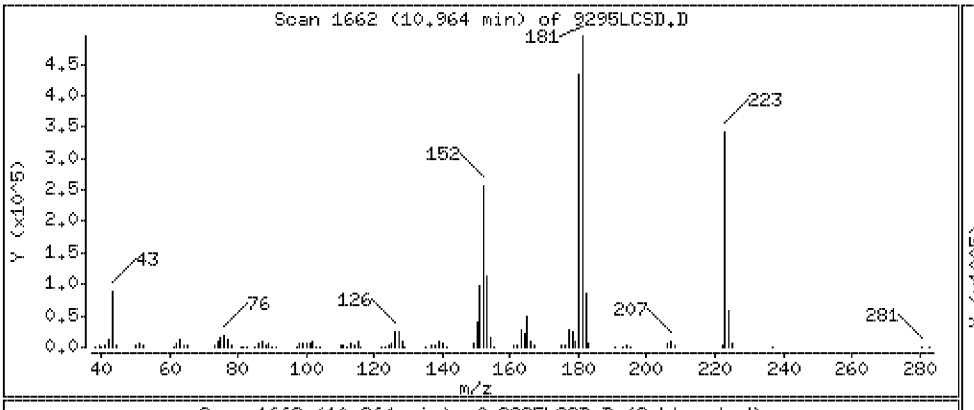

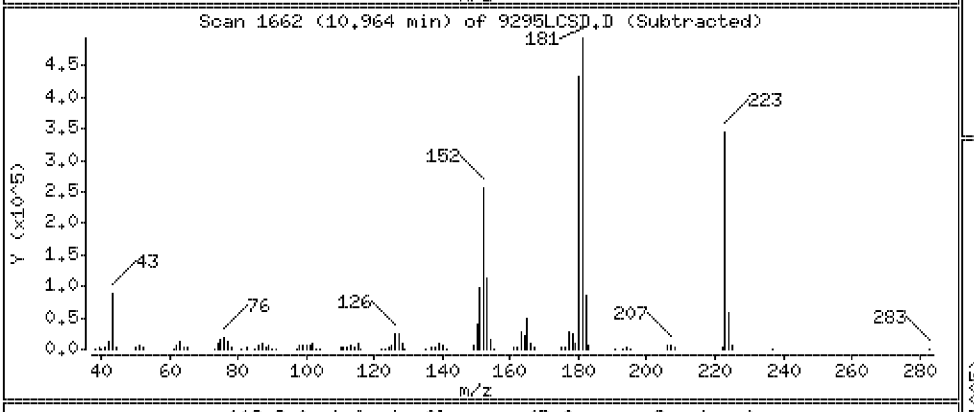

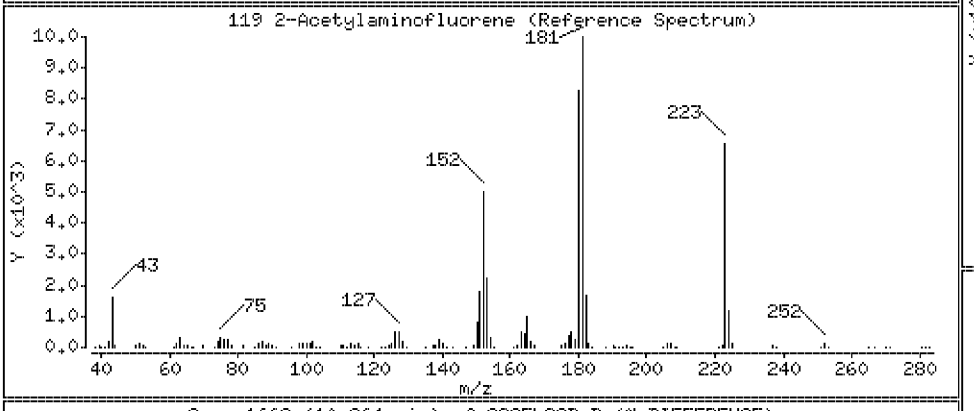

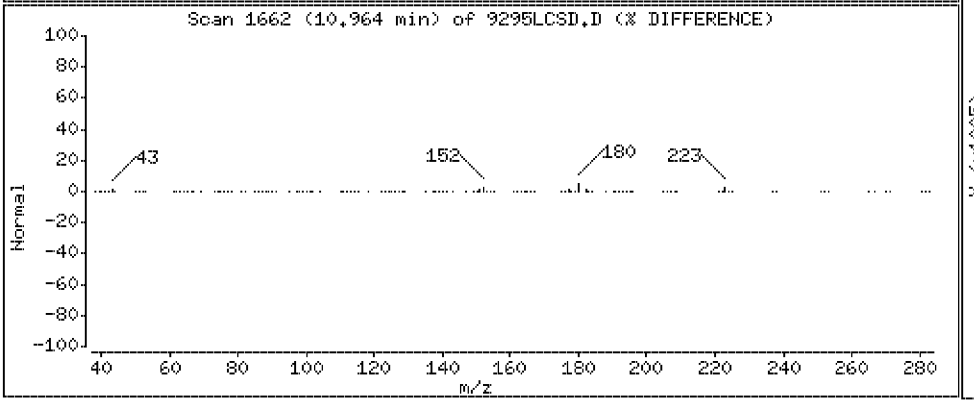

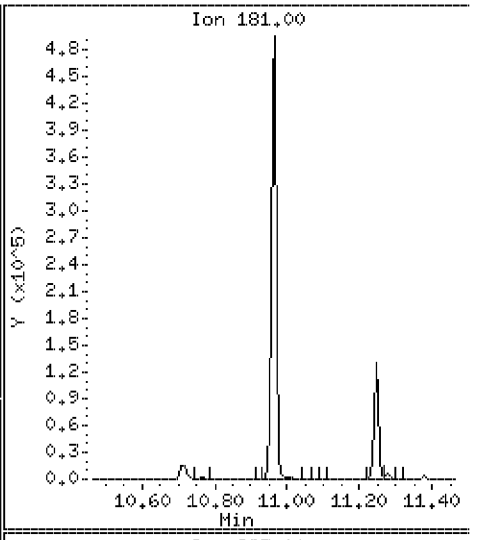

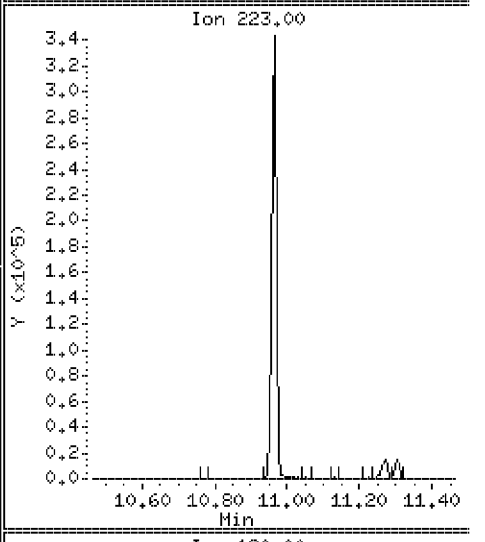

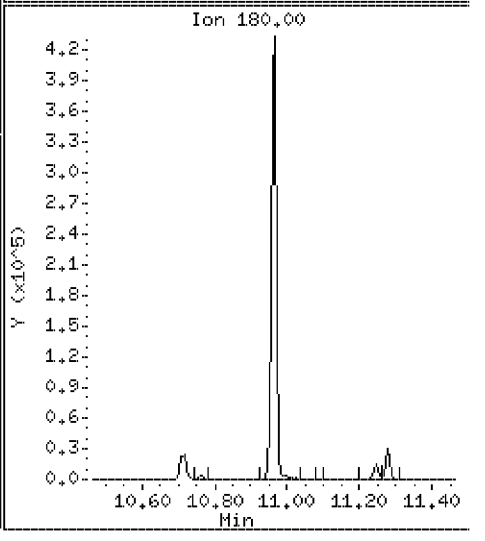

Data File: \\Svecd04\DD\chem\smsd03.i\S305031P.b\9295LCSD.D

Date : 03-MAY-2012 18:00

Client ID: 128811LCSD

Instrument: smsd03.i

Sample Info: SW128811LCSD

Purge Volume: 1000.0

Operator: PEL

Column phase: HPMS-5

Column diameter: 0.25

120 Benzo[a]anthracene

Concentration: 35.5 ug/l

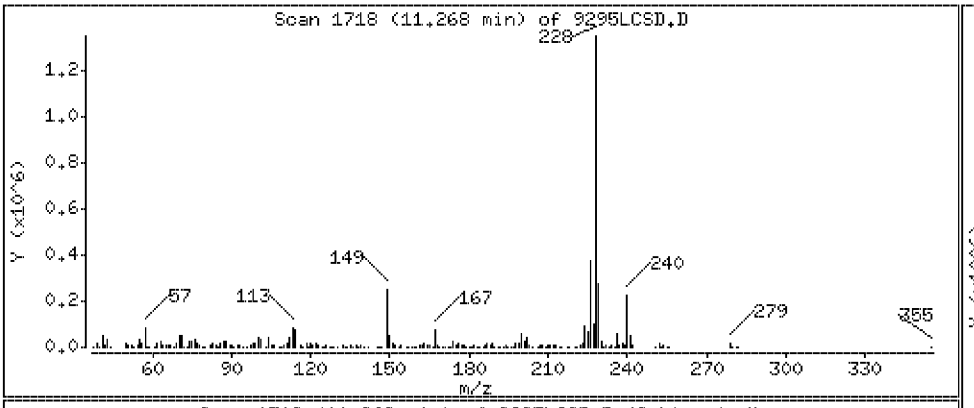

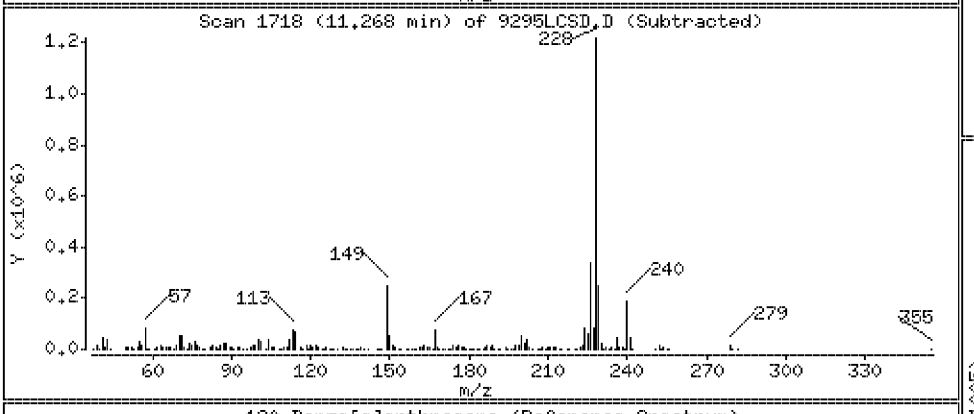

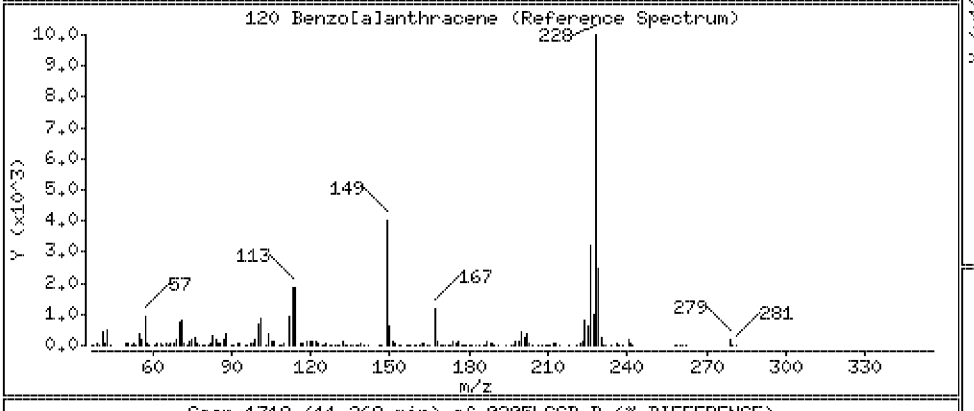

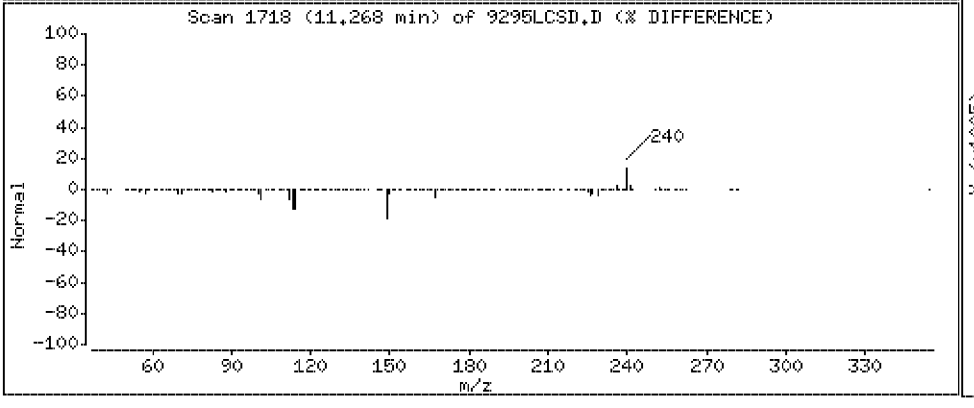

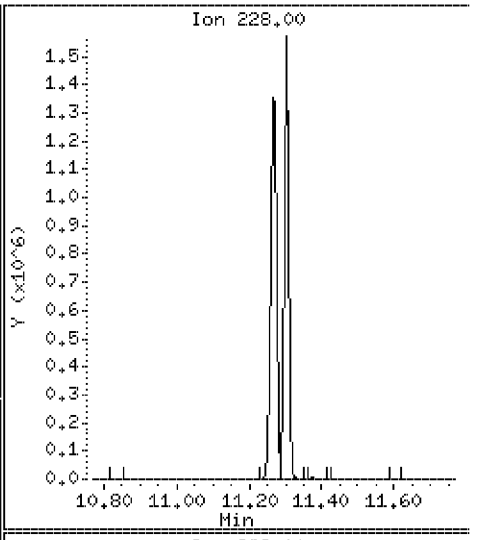

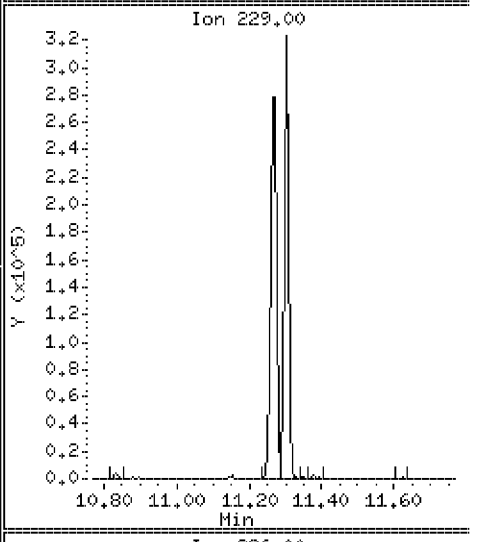

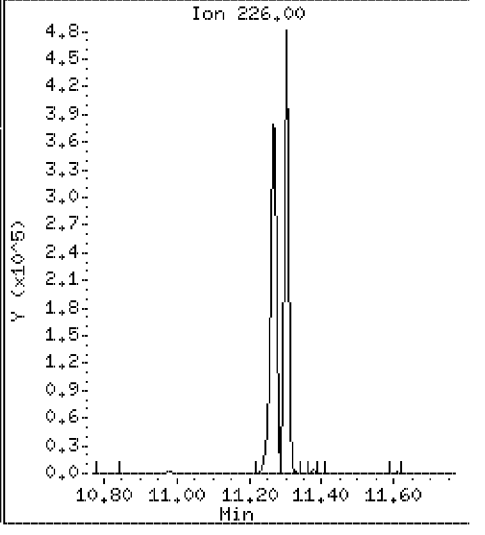

Data File: \\Svecd04\DD\chem\smsd03.i\S305031P.b\9295LCSD.D

Date : 03-MAY-2012 18:00

Client ID: 128811LCSD

Instrument: smsd03.i

Sample Info: SW128811LCSD

Purge Volume: 1000.0

Operator: PEL

Column phase: HPMS-5

Column diameter: 0.25

122 3,3'-Dichlorobenzidine

Concentration: 61.3 ug/l

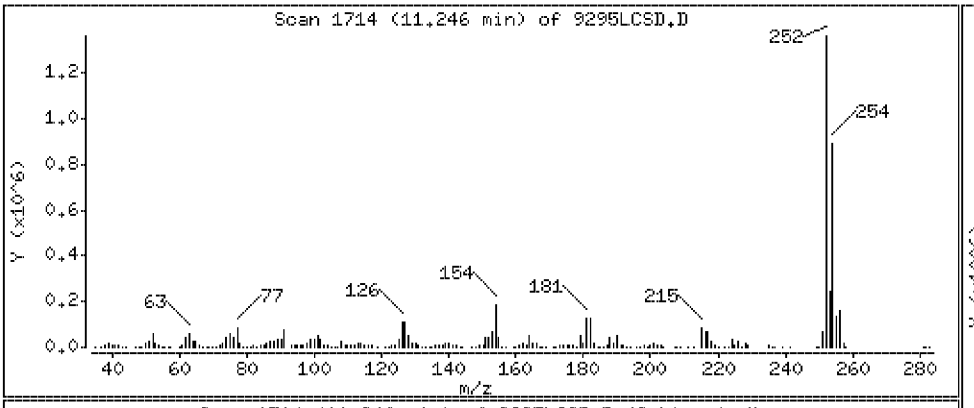

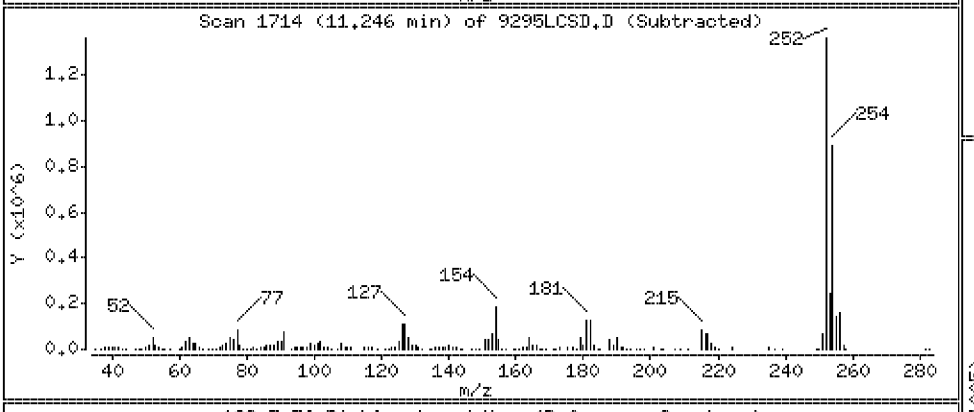

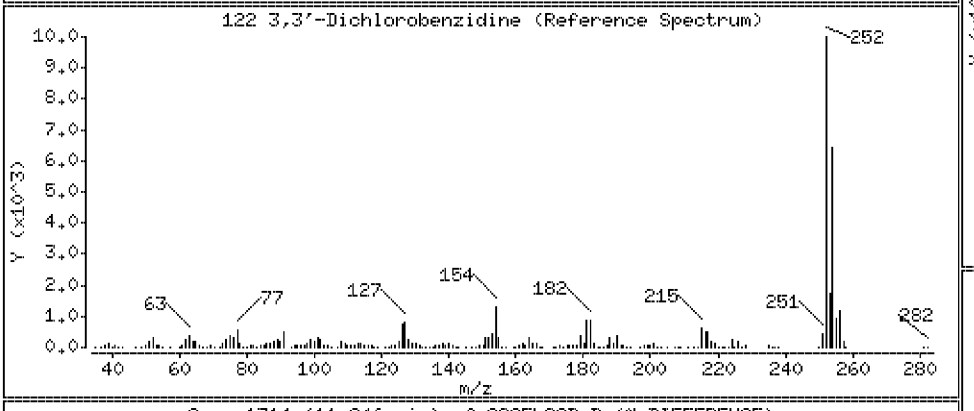

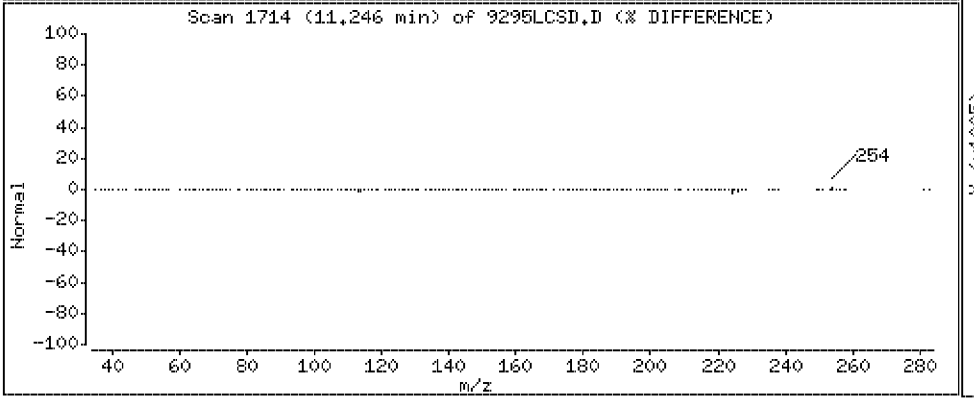

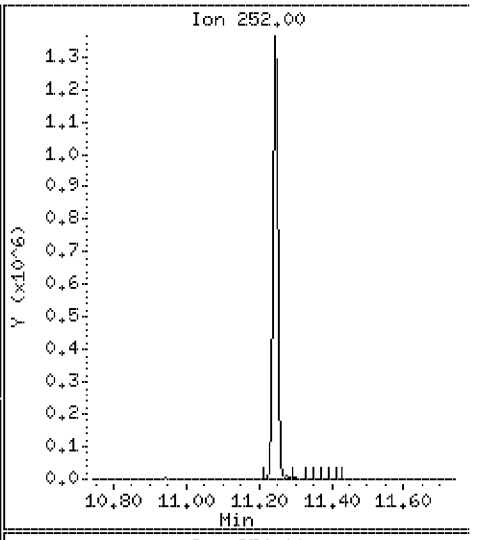

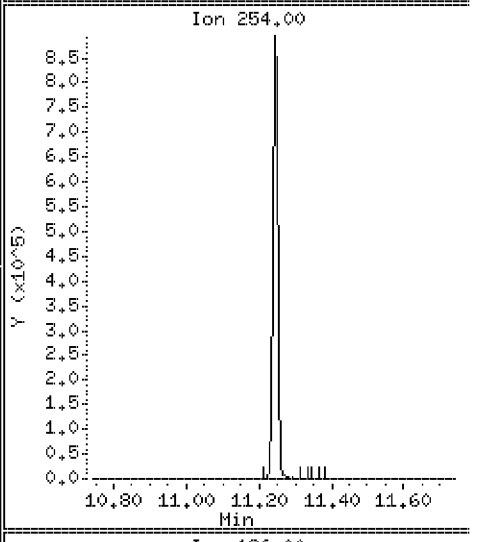

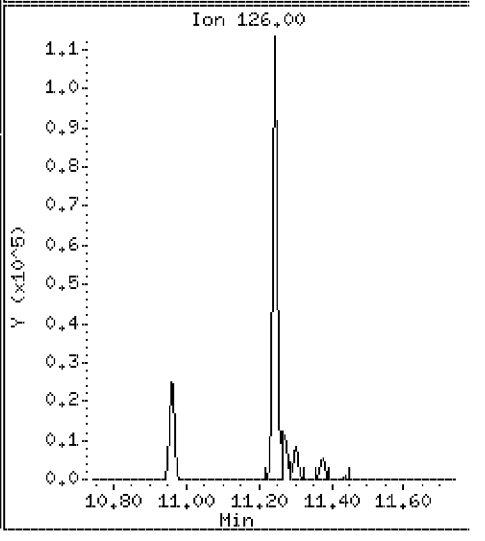

Data File: \\Svecd04\DD\chem\smsd03.i\S305031P.b\9295LCSD.D

Date : 03-MAY-2012 18:00

Client ID: 128811LCSD

Instrument: smsd03.i

Sample Info: SW128811LCSD

Purge Volume: 1000.0

Operator: PEL

Column phase: HPMS-5

Column diameter: 0.25

123 Chrysene

Concentration: 34.4 ug/l

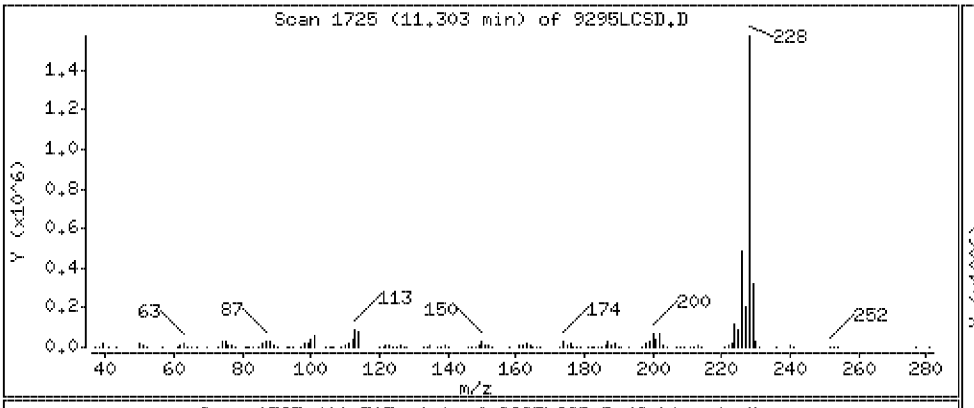

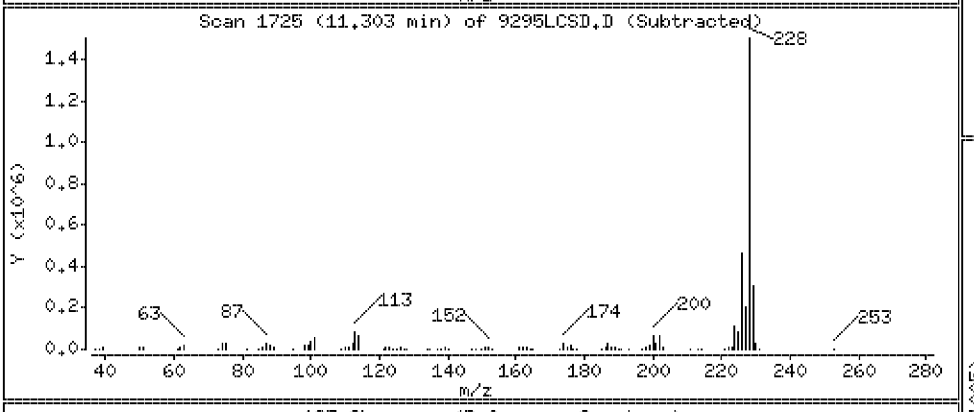

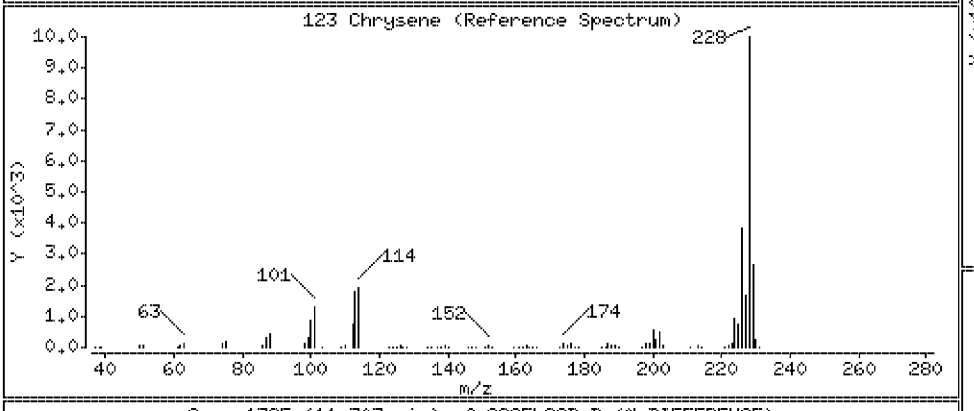

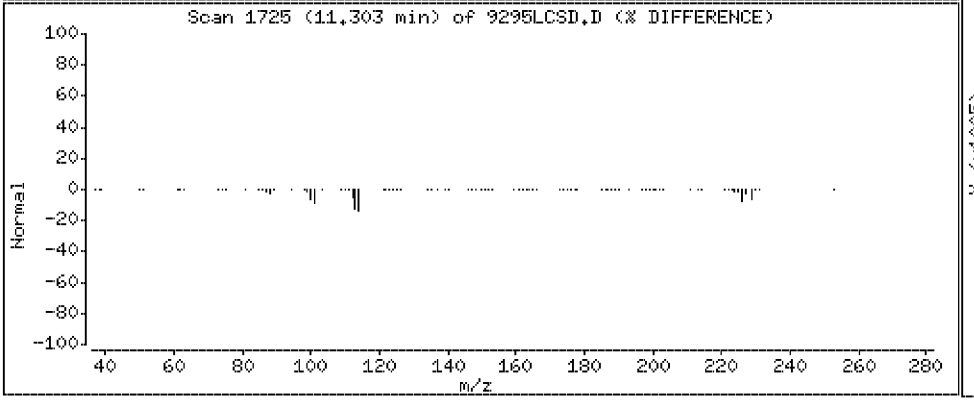

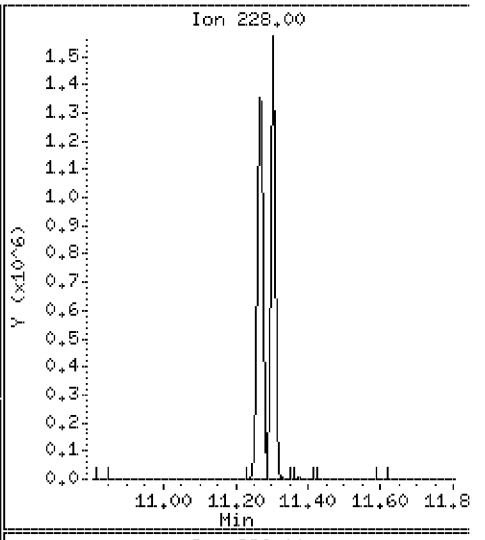

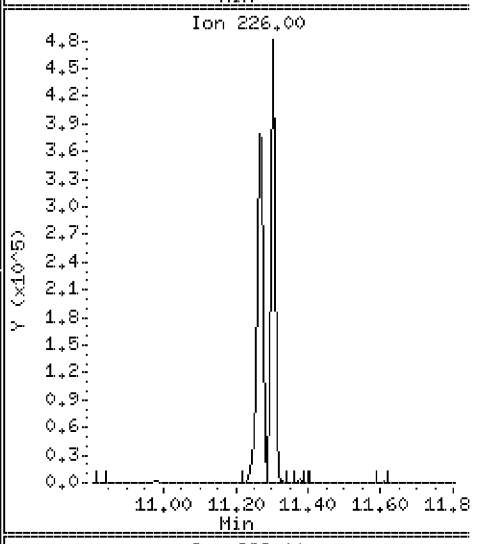

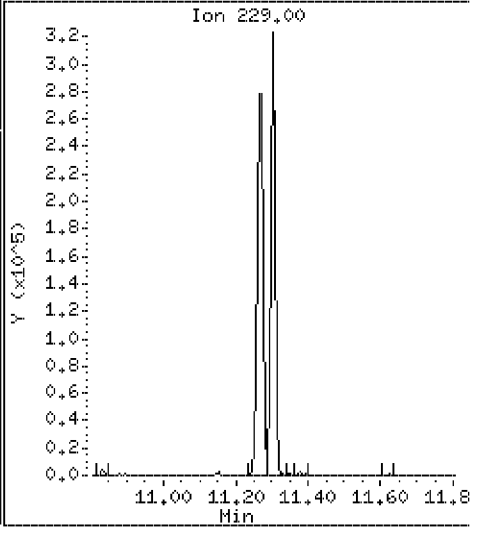

Data File: \\Svecd04\DD\chem\smsd03.i\S305031P.b\9295LCSD.D

Date : 03-MAY-2012 18:00

Client ID: 128811LCSD

Instrument: smsd03.i

Sample Info: SW128811LCSD

Purge Volume: 1000.0

Operator: PEL

Column phase: HPMS-5

Column diameter: 0.25

124 Bis-2-Ethylhexylphthalate

Concentration: 39.0 ug/l

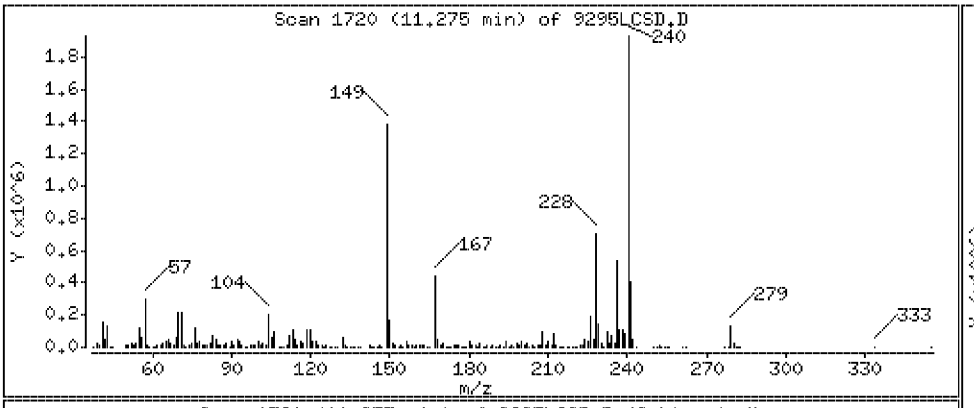

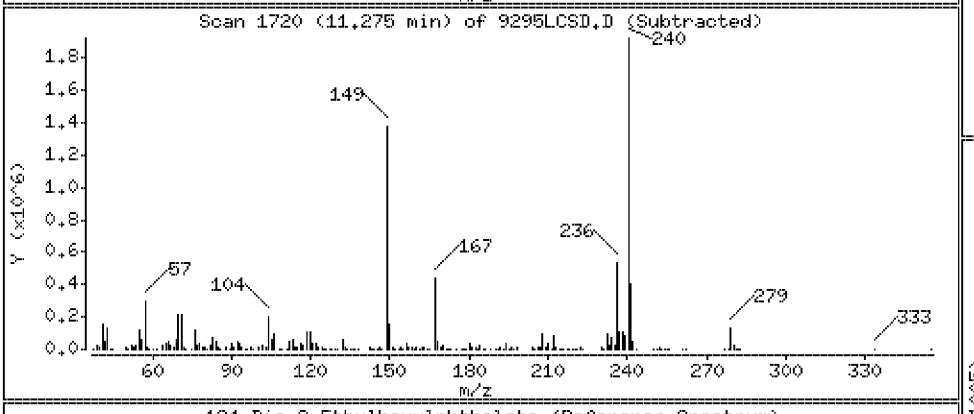

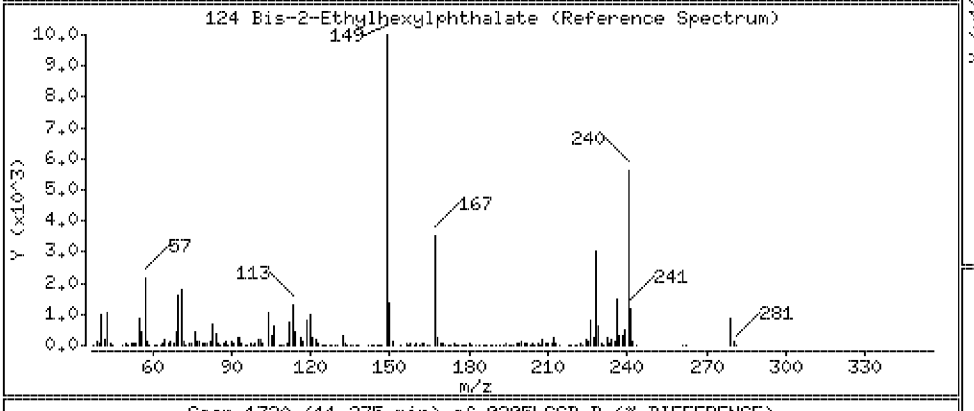

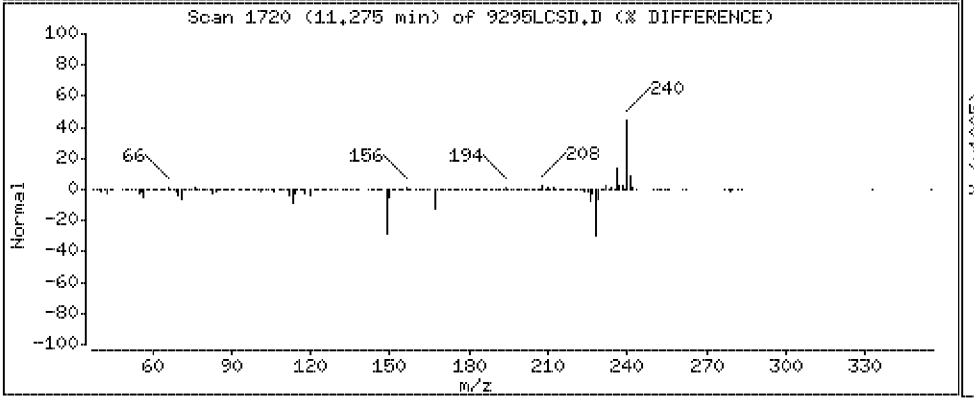

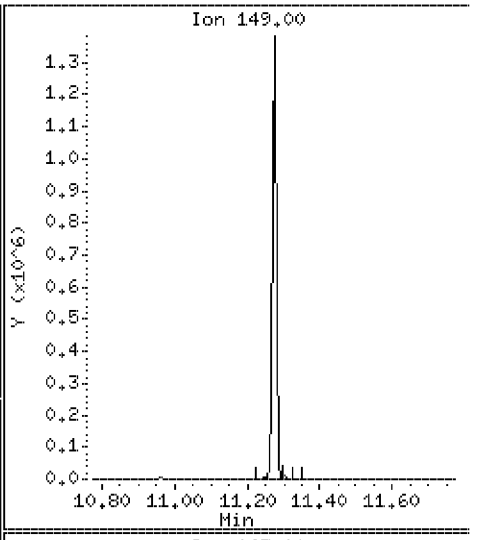

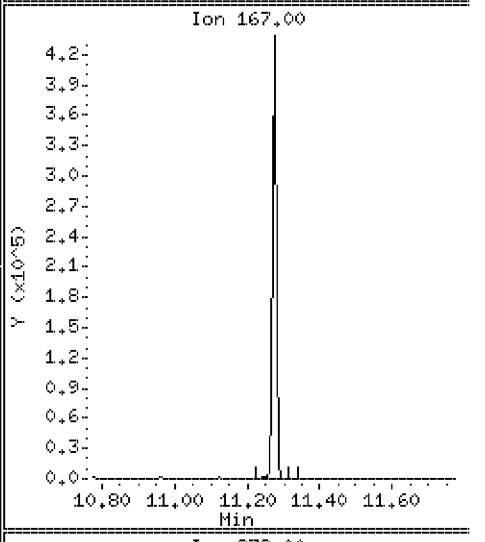

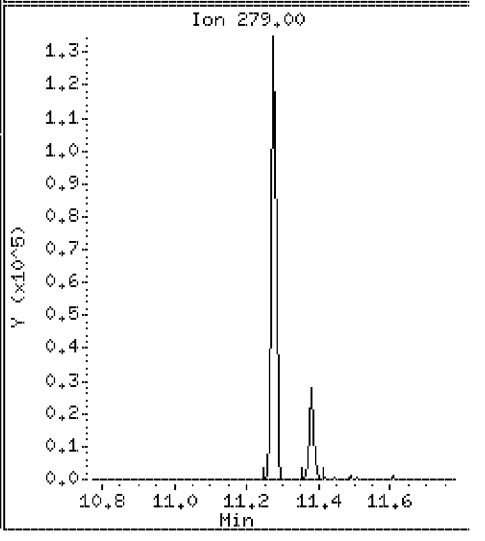

Data File: \\Svecd04\DD\chem\smsd03.i\S305031P.b\9295LCSD.D

Date : 03-MAY-2012 18:00

Client ID: 128811LCSD

Instrument: smsd03.i

Sample Info: SW128811LCSD

Purge Volume: 1000.0

Operator: PEL

Column phase: HPMS-5

Column diameter: 0.25

125 Di-n-octylphthalate

Concentration: 38.5 ug/l

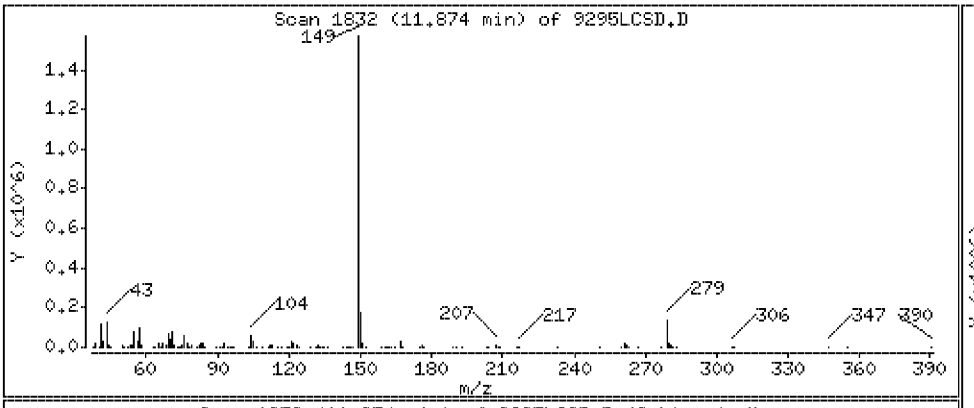

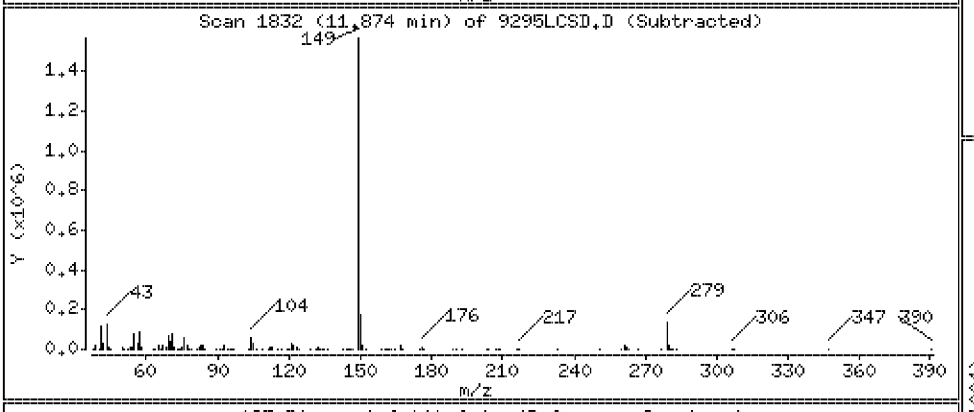

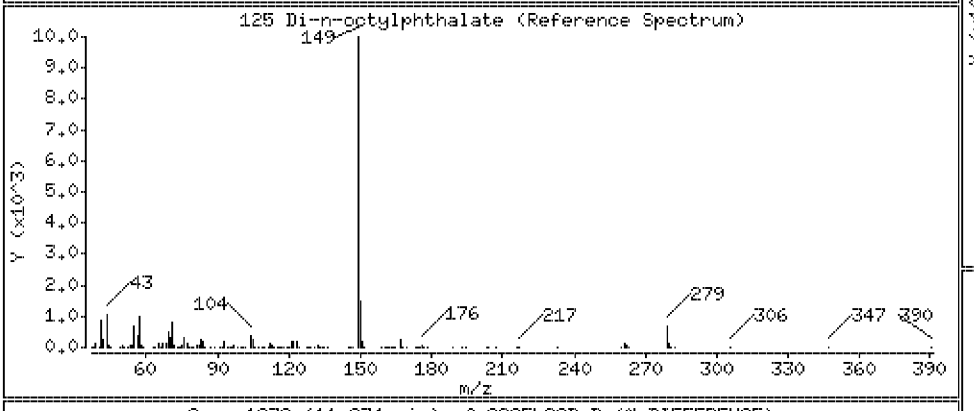

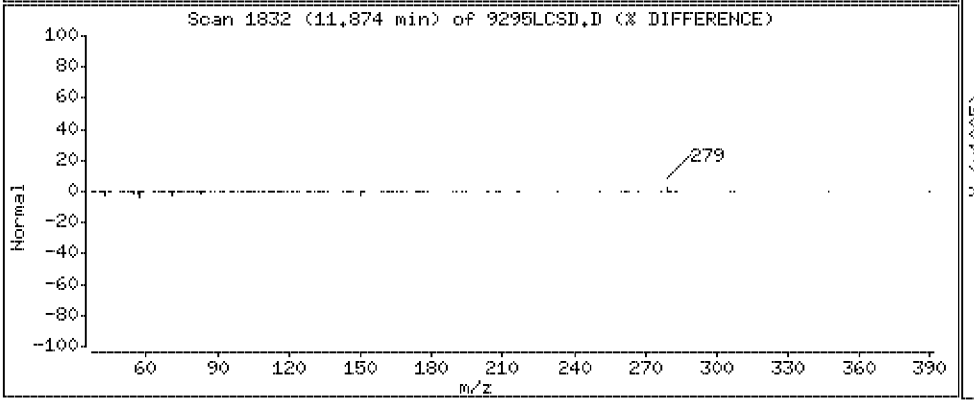

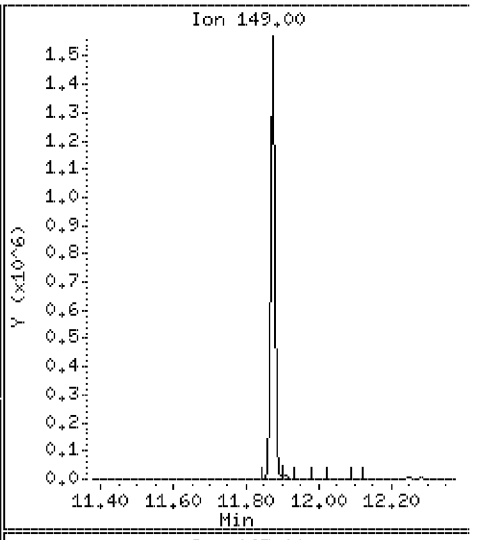

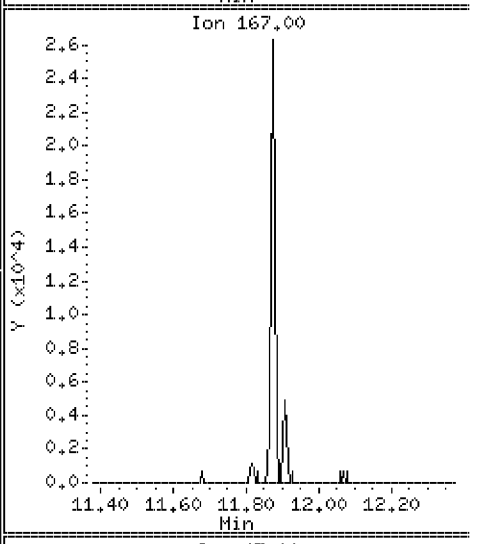

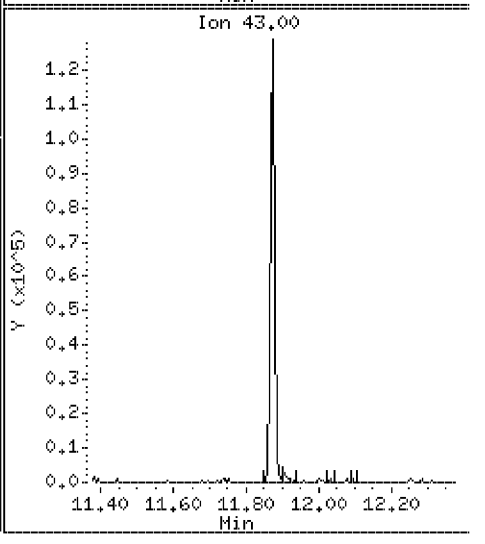

Data File: \\Svecd04\DD\chem\smsd03.i\S305031P.b\9295LCSD.D

Date : 03-MAY-2012 18:00

Client ID: 128811LCSD

Instrument: smsd03.i

Sample Info: SW128811LCSD

Purge Volume: 1000.0

Operator: PEL

Column phase: HPMS-5

Column diameter: 0.25

126 7,12-Dimethylbenz(a)anthracen

Concentration: 34.7 ug/l

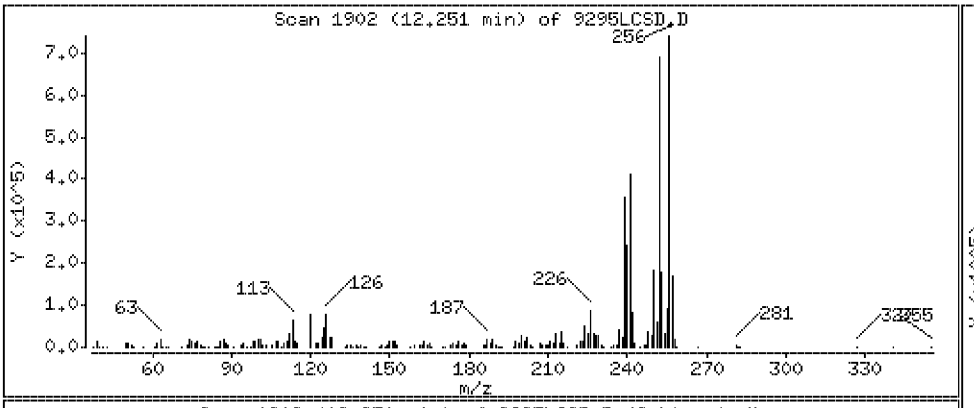

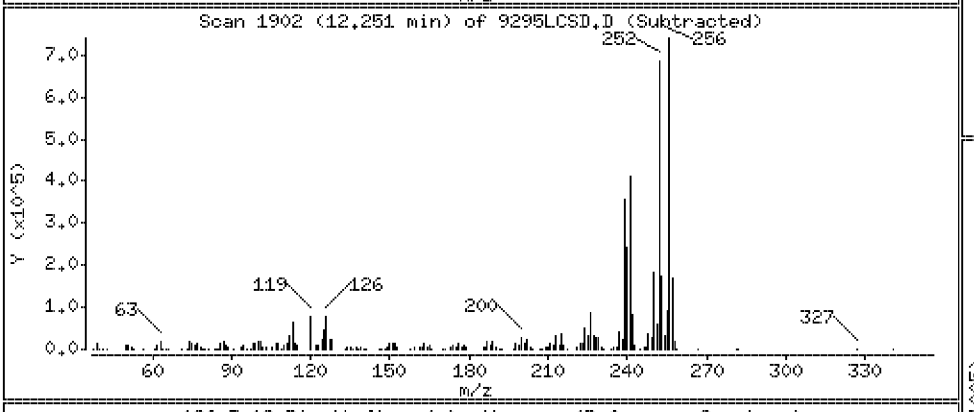

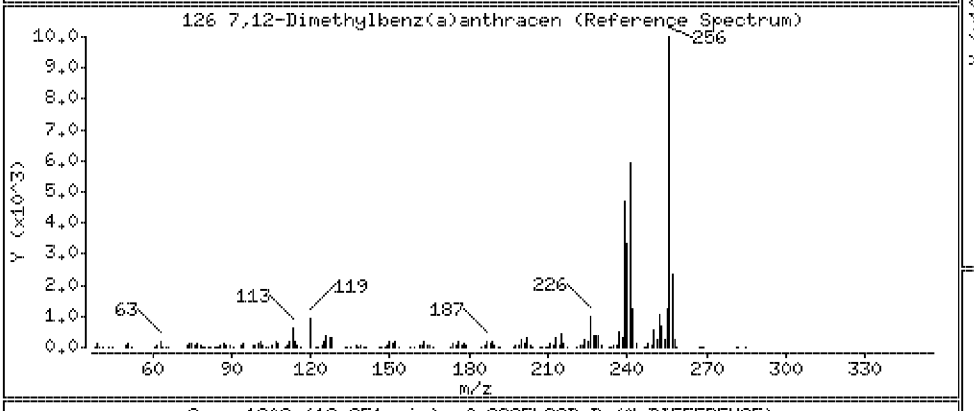

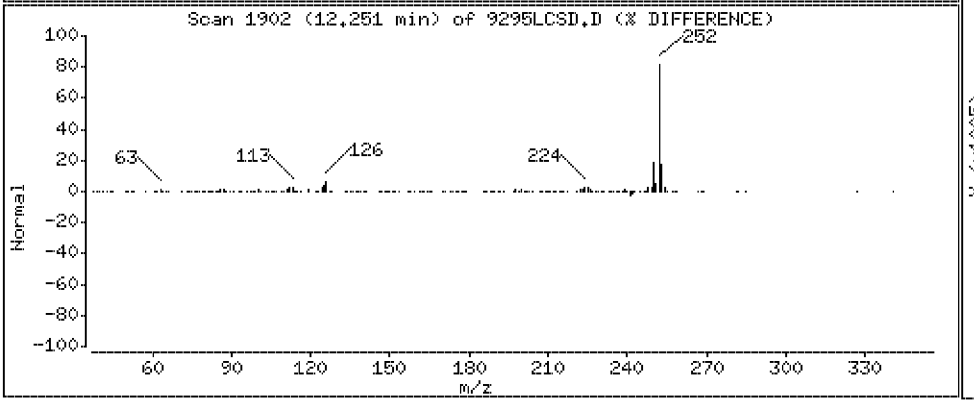

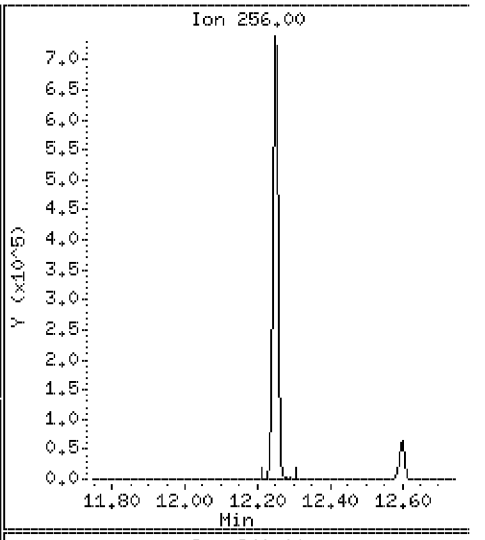

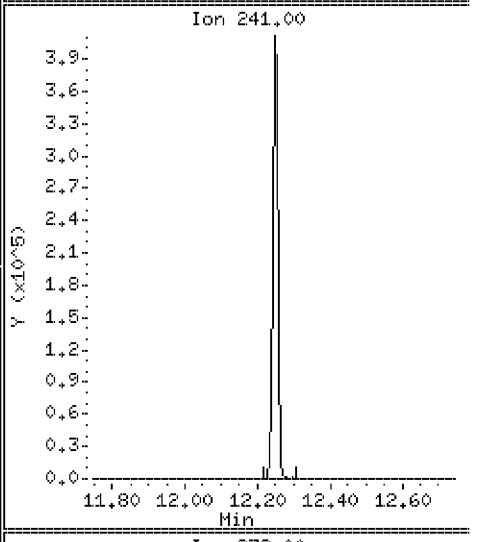

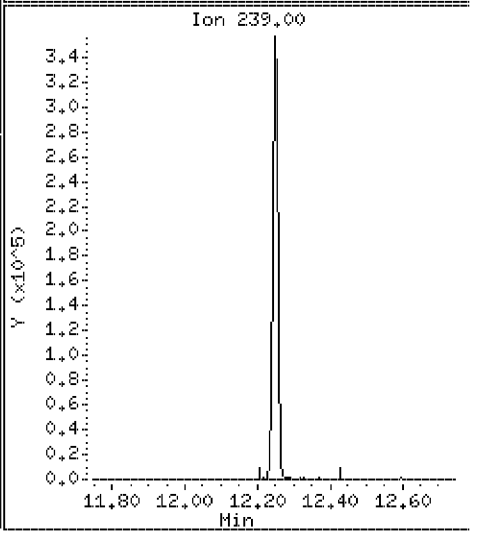

Data File: \\Svecd04\DD\chem\smsd03.i\S305031P.b\9295LCSD.D

Date : 03-MAY-2012 18:00

Client ID: 128811LCSD

Instrument: smsd03.i

Sample Info: SW128811LCSD

Purge Volume: 1000.0

Operator: PEL

Column phase: HPMS-5

Column diameter: 0.25

127 Benzo[b]fluoranthene

Concentration: 42.8 ug/l

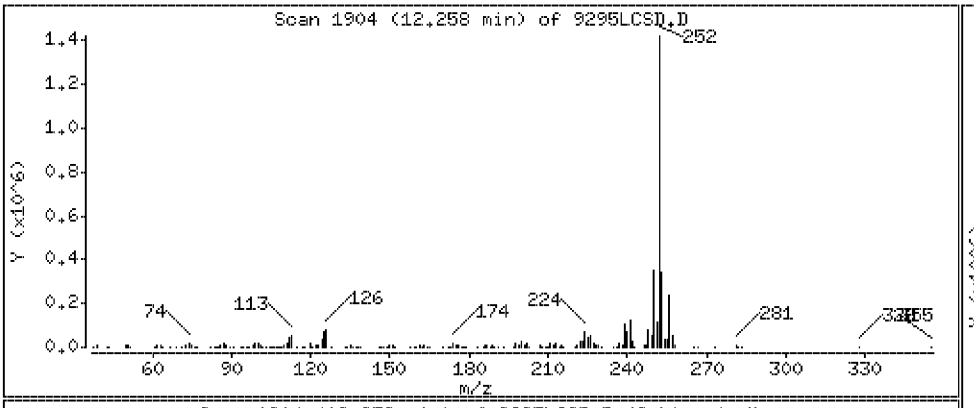

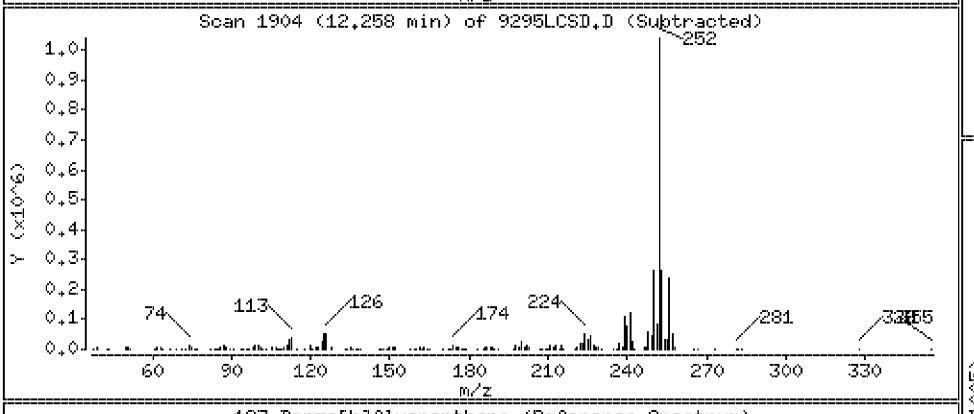

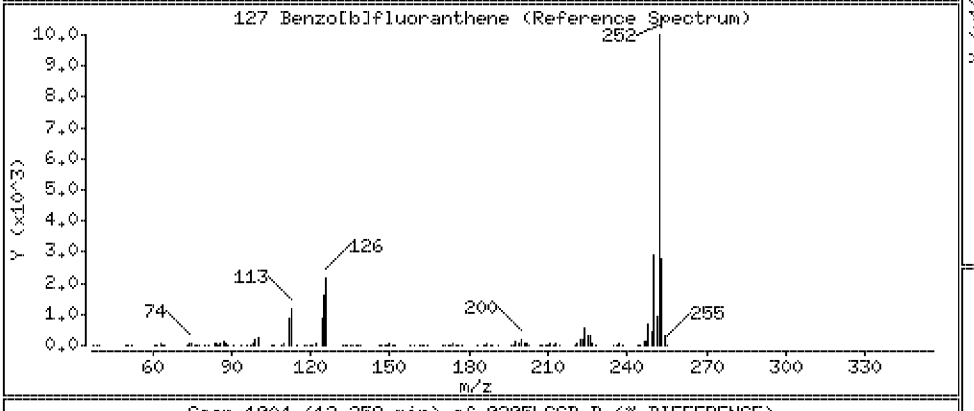

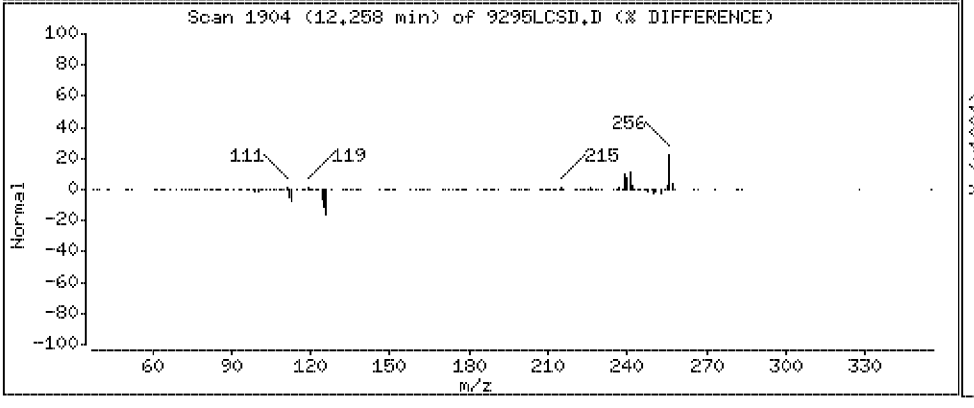

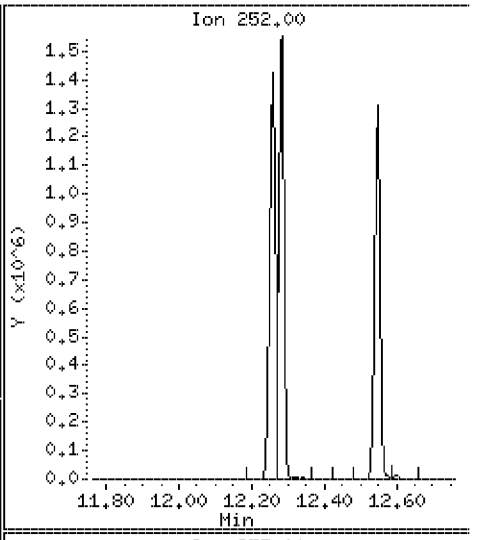

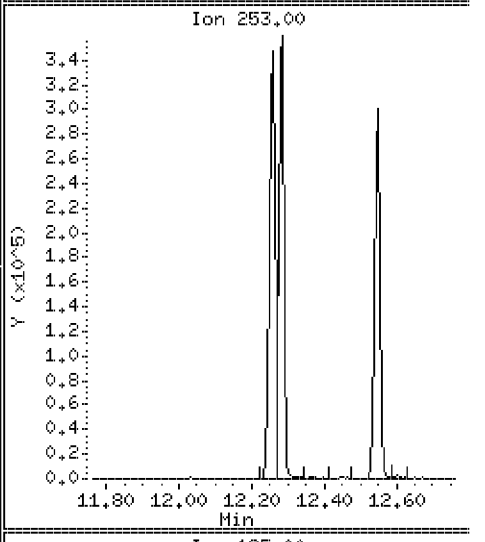

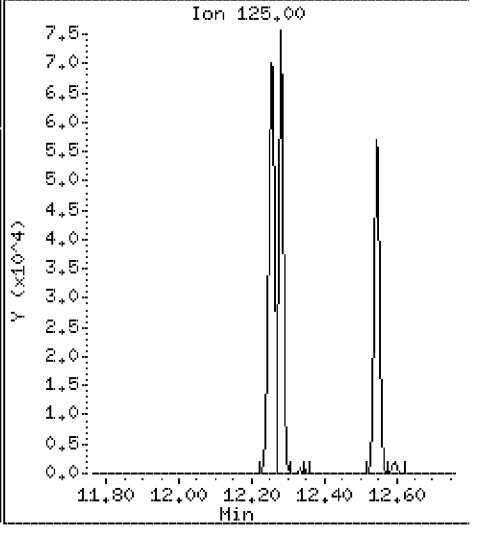

Data File: \\Svecd04\DD\chem\smsd03.i\S305031P.b\9295LCSD.D

Date : 03-MAY-2012 18:00

Client ID: 128811LCSD

Instrument: smsd03.i

Sample Info: SW128811LCSD

Purge Volume: 1000.0

Operator: PEL

Column phase: HPMS-5

Column diameter: 0.25

128 Benzo[k]fluoranthene

Concentration: 36.8 ug/l

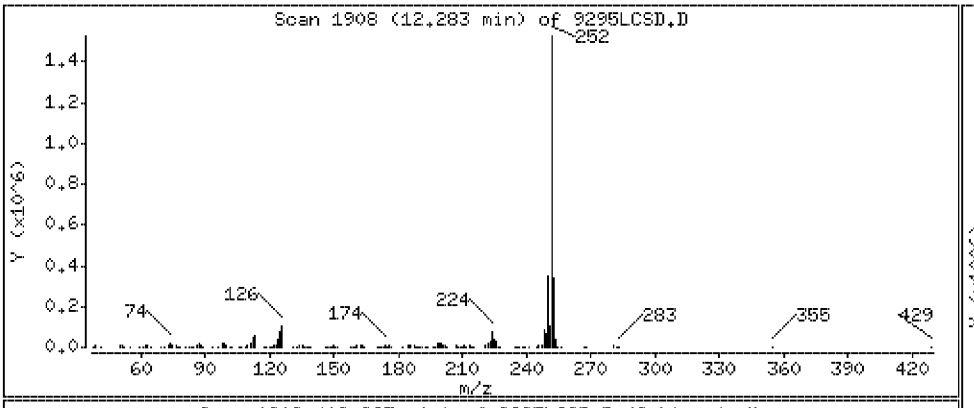

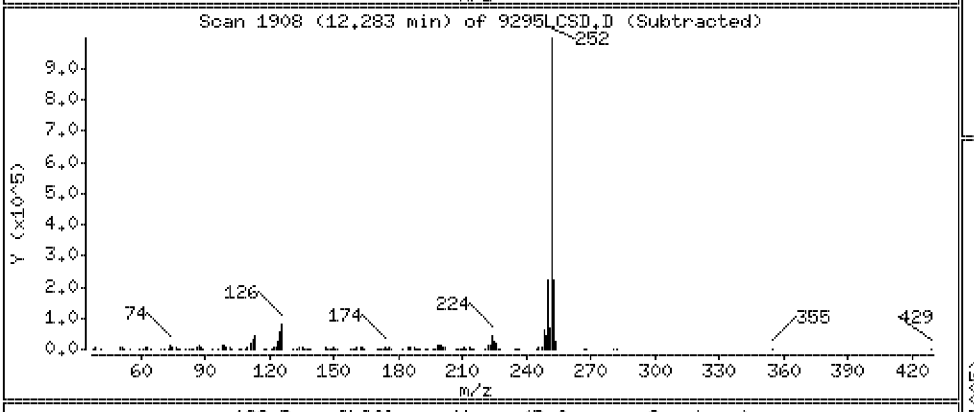

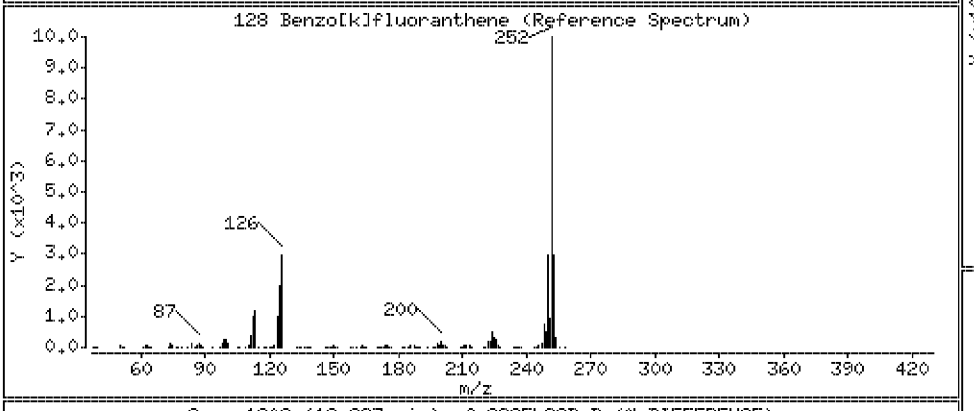

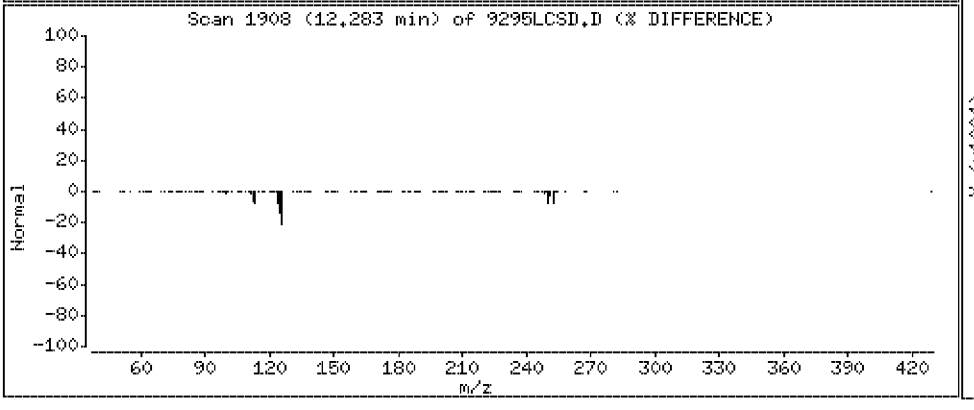

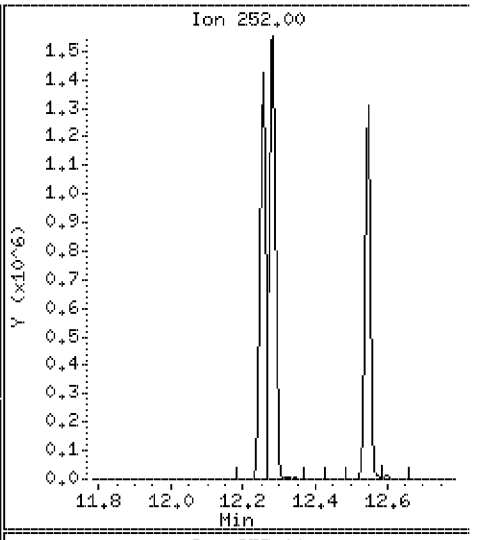

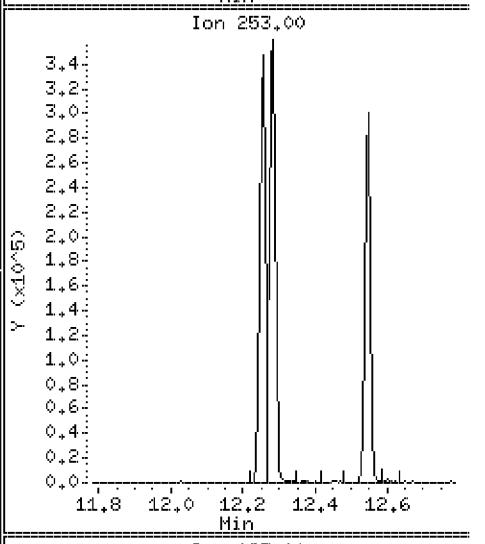

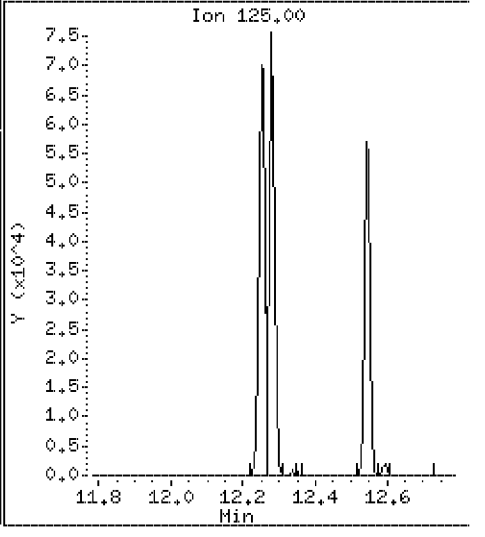

Data File: \\Svecd04\DD\chem\smsd03.i\S305031P.b\9295LCSD.D

Date : 03-MAY-2012 18:00

Client ID: 128811LCSD

Instrument: smsd03.i

Sample Info: SW128811LCSD

Purge Volume: 1000.0

Operator: PEL

Column phase: HPMS-5

Column diameter: 0.25

129 Benzo[a]pyrene

Concentration: 36.7 ug/l

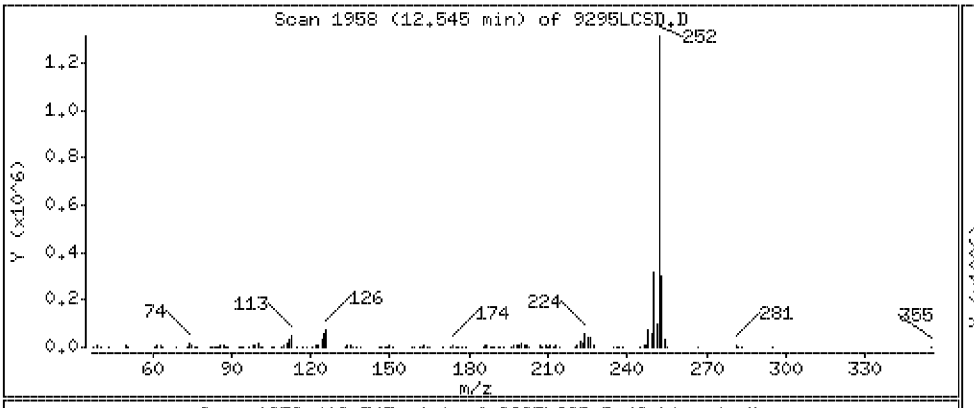

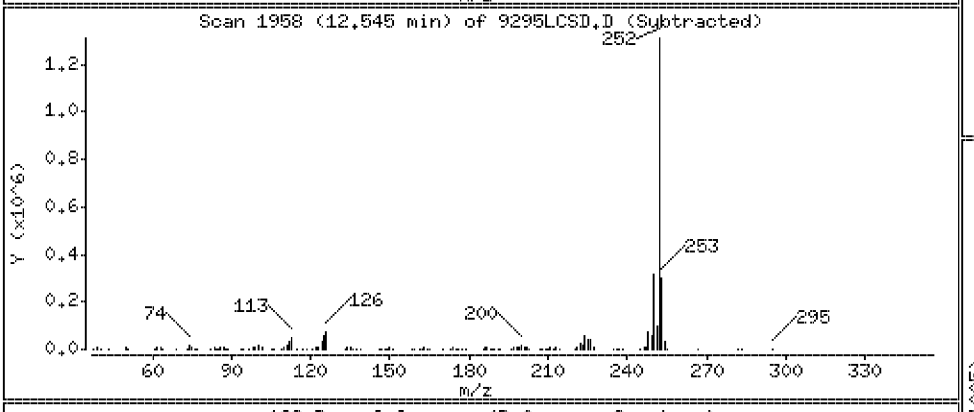

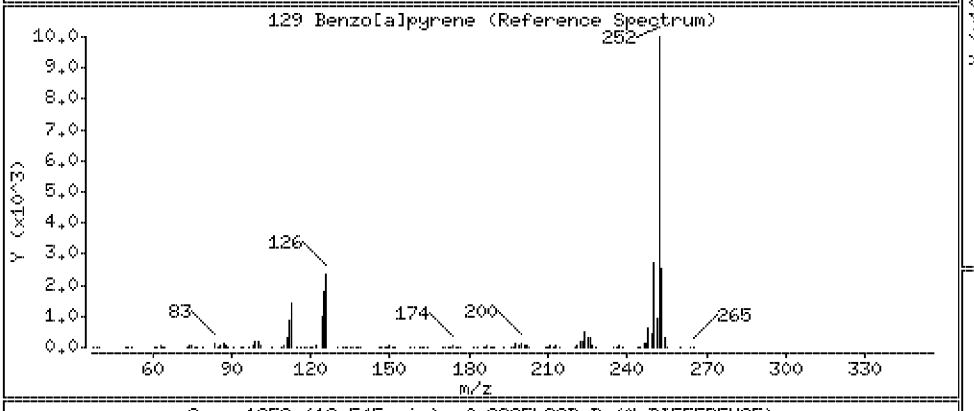

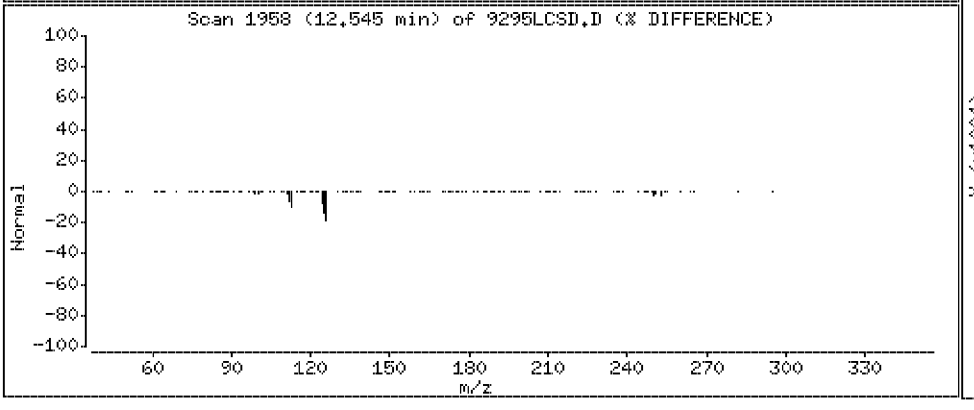

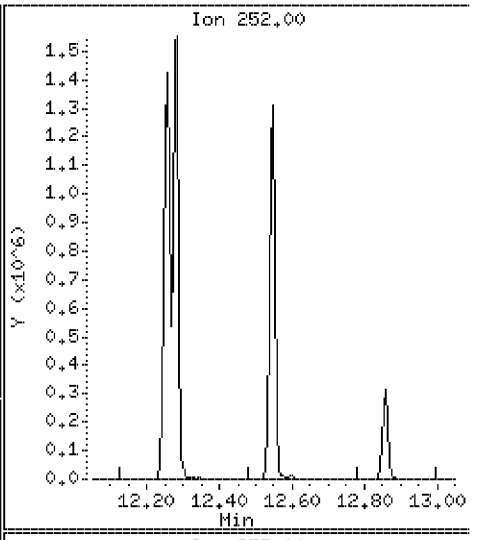

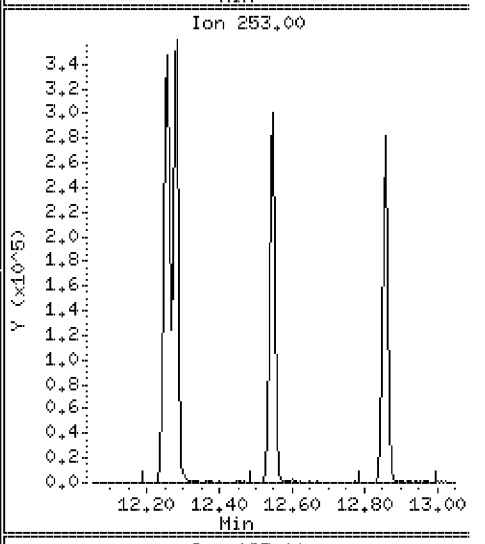

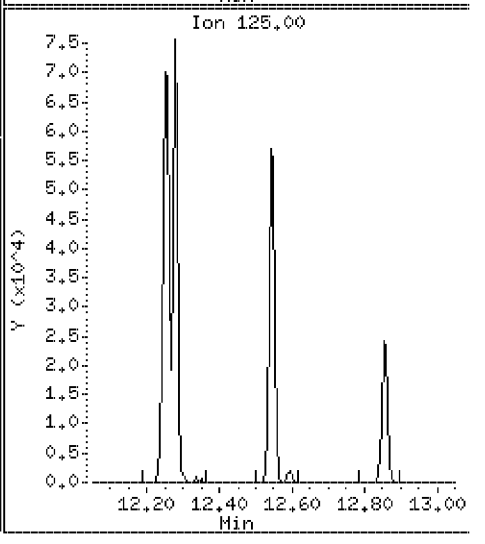

Data File: \\Svecd04\DD\chem\smsd03.i\S305031P.b\9295LCSD.D

Date : 03-MAY-2012 18:00

Client ID: 128811LCSD

Instrument: smsd03.i

Sample Info: SW128811LCSD

Purge Volume: 1000.0

Operator: PEL

Column phase: HPMS-5

Column diameter: 0.25

131 3-Methylcholanthrene

Concentration: 32.8 ug/l

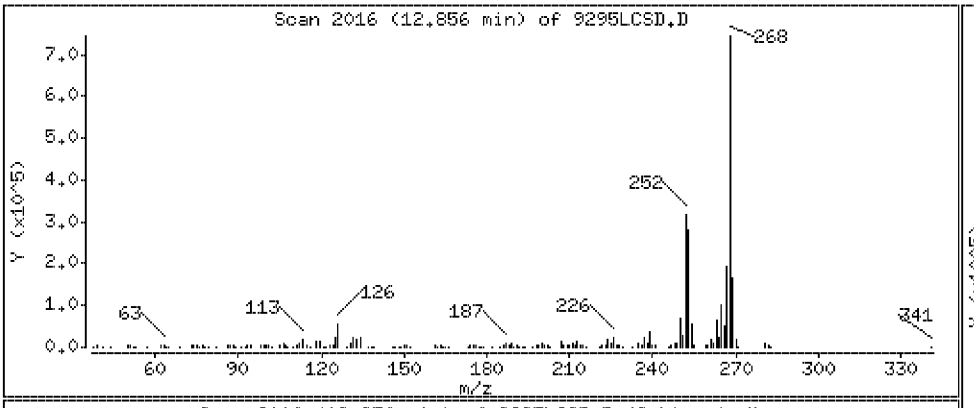

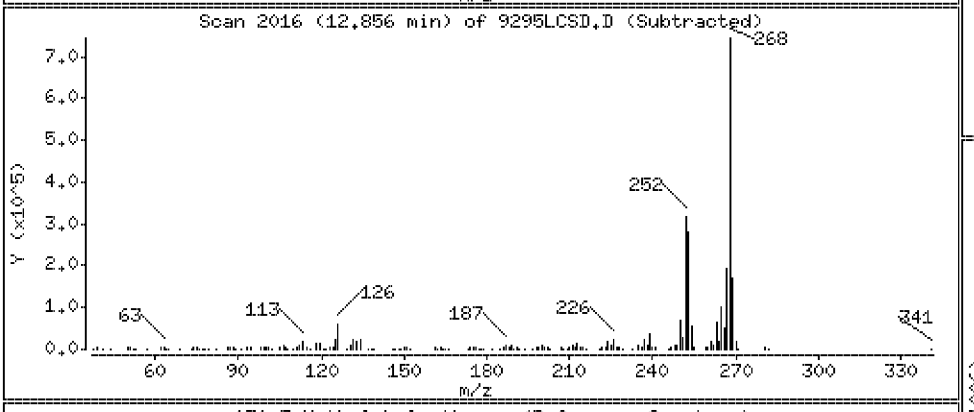

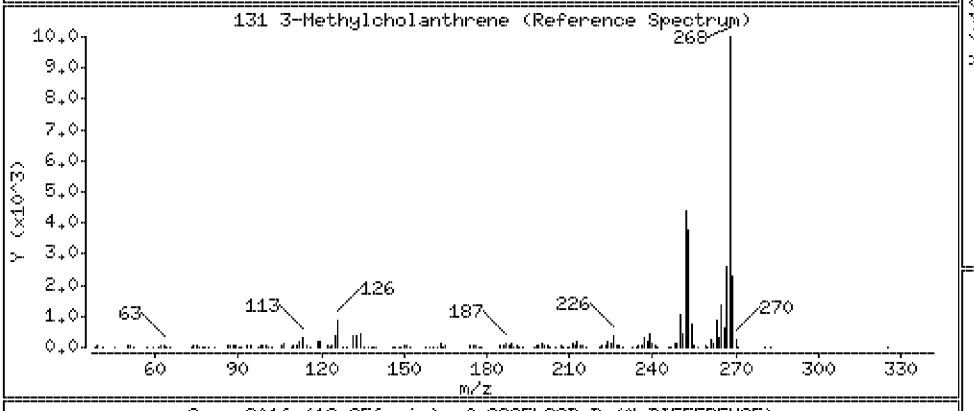

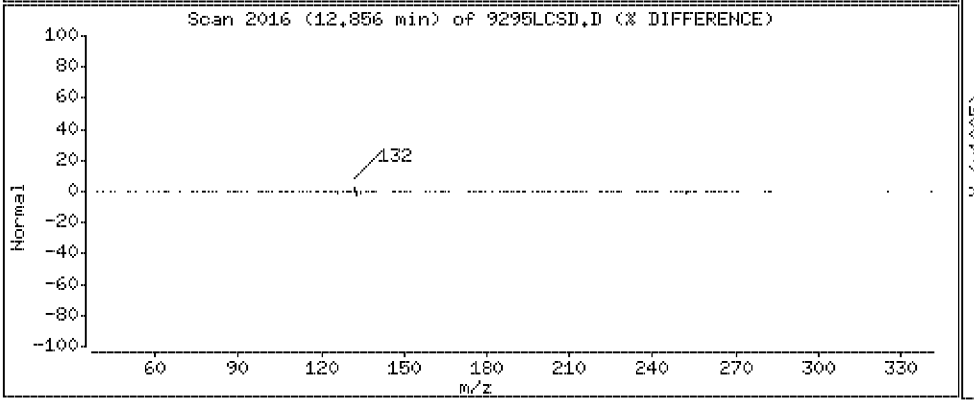

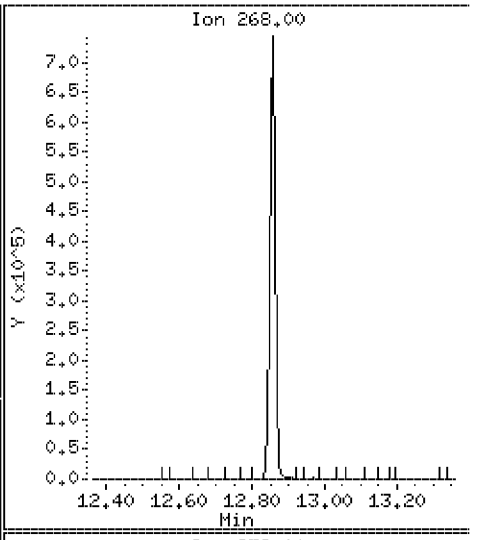

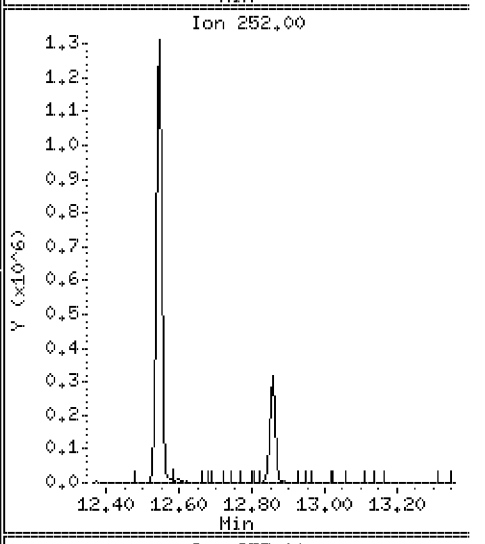

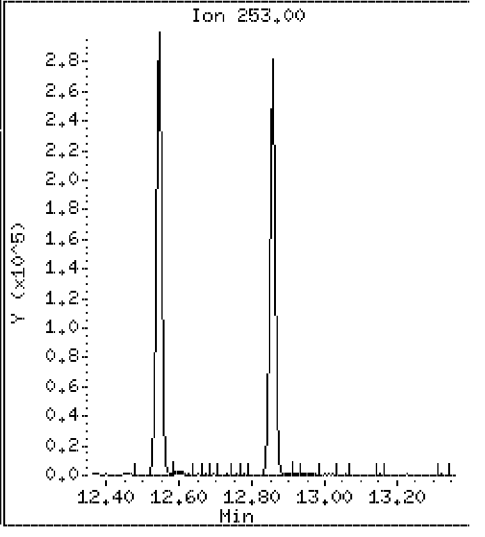

Data File: \\Svecd04\DD\chem\smsd03.i\S305031P.b\9295LCSD.D

Date : 03-MAY-2012 18:00

Client ID: 128811LCSD

Instrument: smsd03.i

Sample Info: SW128811LCSD

Purge Volume: 1000.0

Operator: PEL

Column phase: HPMS-5

Column diameter: 0.25

132 Dibenz(a,j)acridine

Concentration: 34.0 ug/l

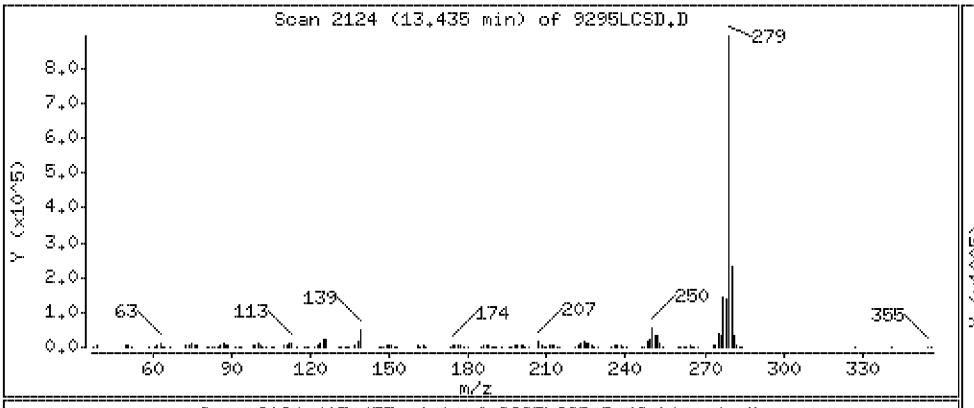

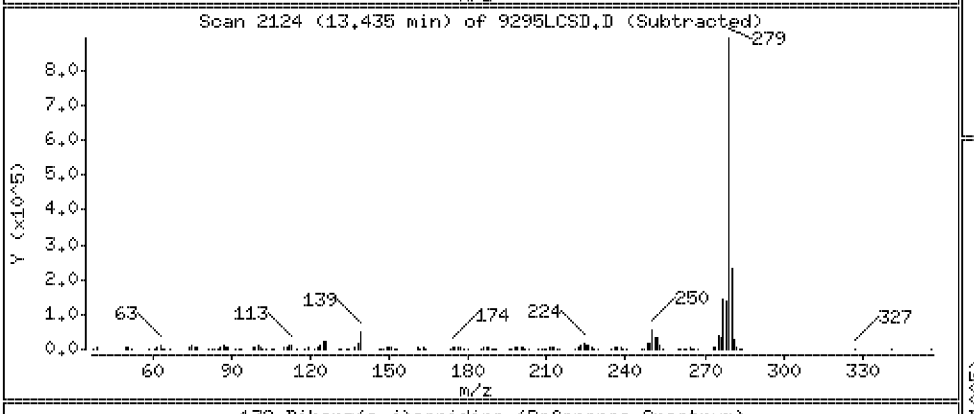

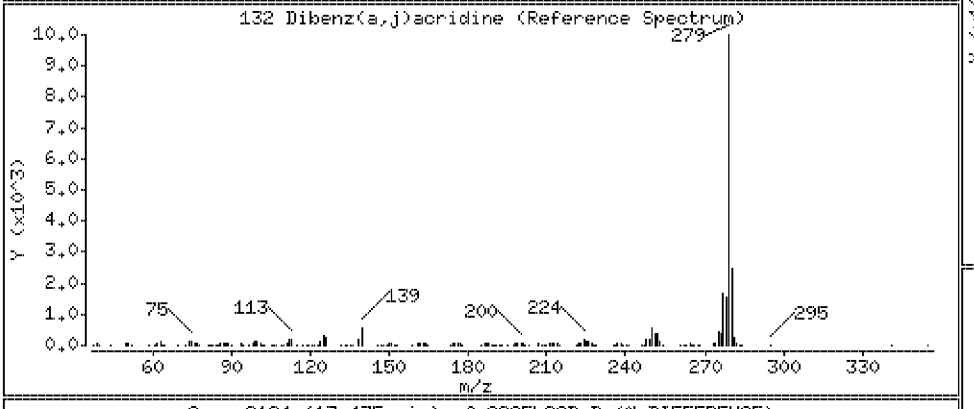

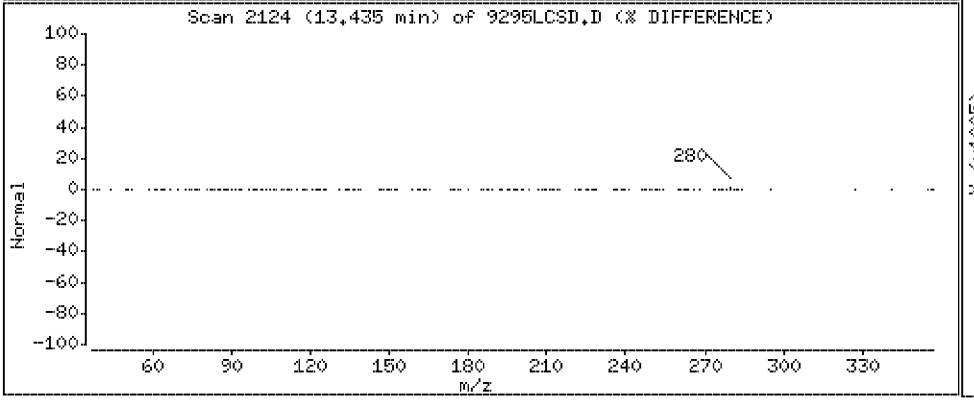

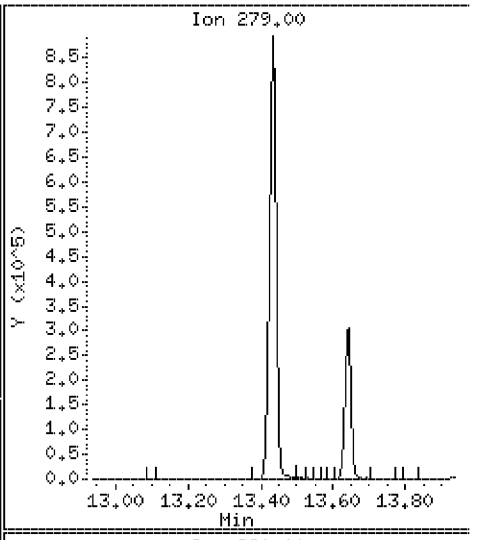

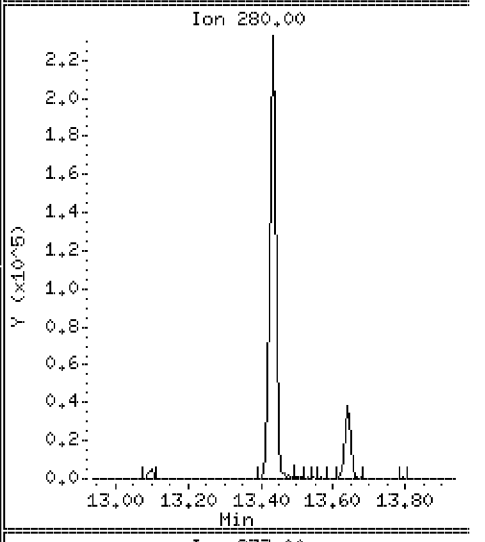

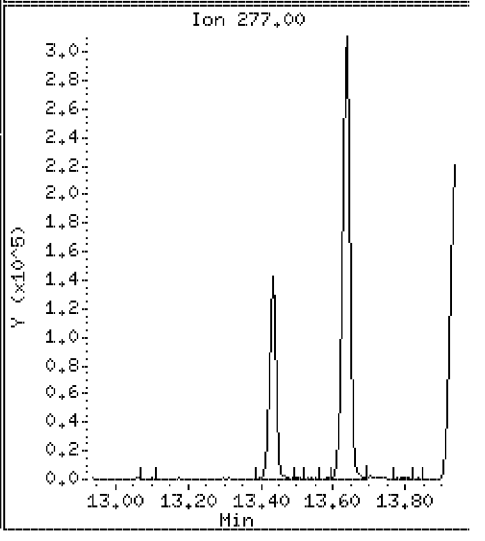

Data File: \\Svecd04\DD\chem\smsd03.i\S305031P.b\9295LCSD.D

Date : 03-MAY-2012 18:00

Client ID: 128811LCSD

Instrument: smsd03.i

Sample Info: SW128811LCSD

Purge Volume: 1000.0

Operator: PEL

Column phase: HPMS-5

Column diameter: 0.25

133 Indeno[1,2,3-cd]pyrene

Concentration: 37.0 ug/l

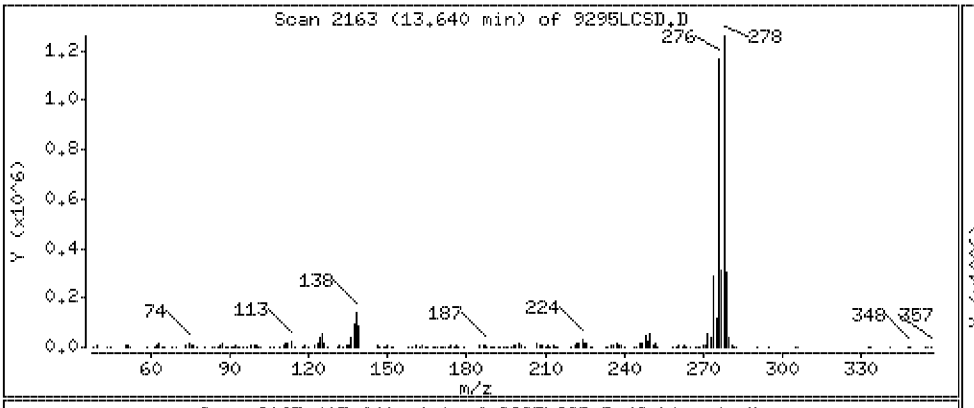

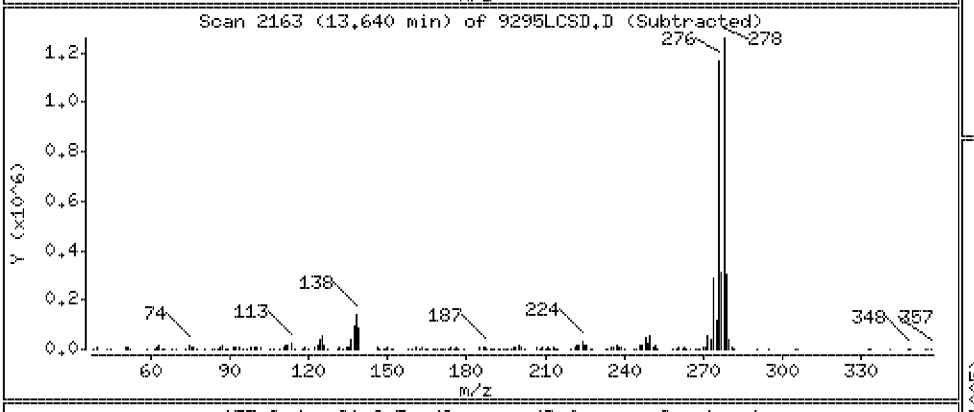

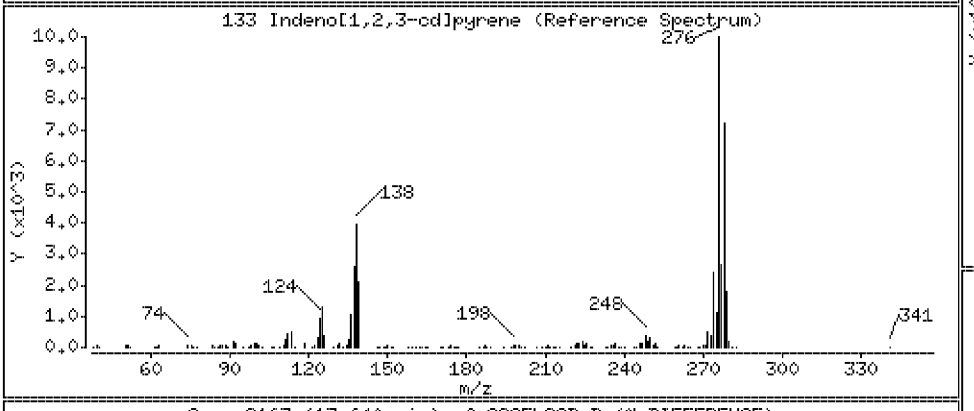

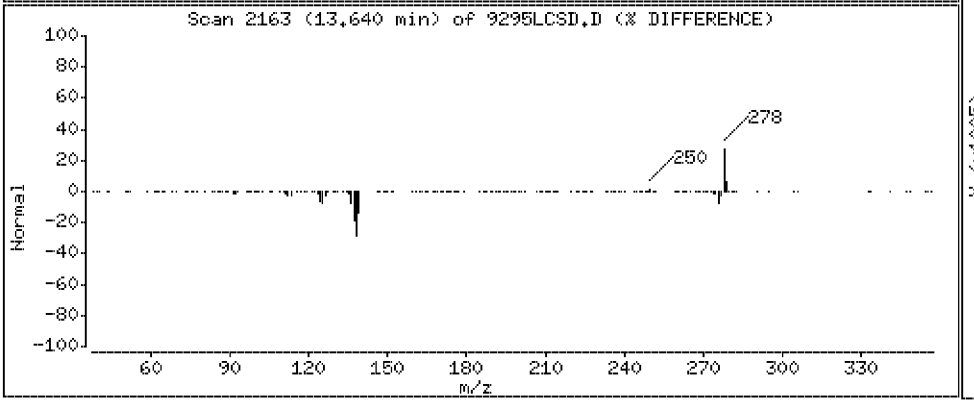

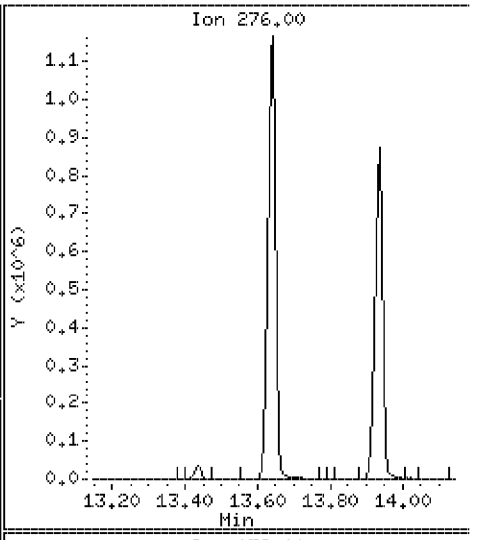

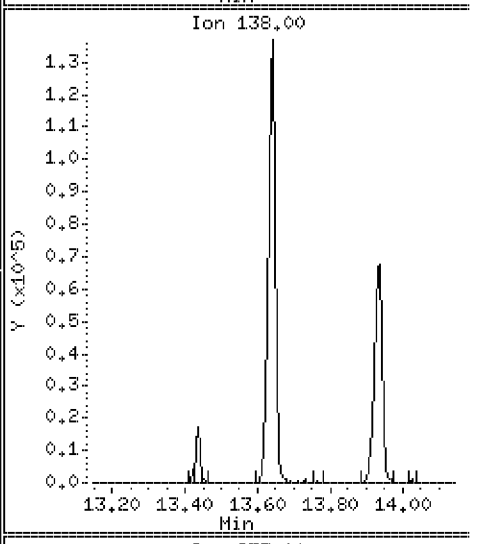

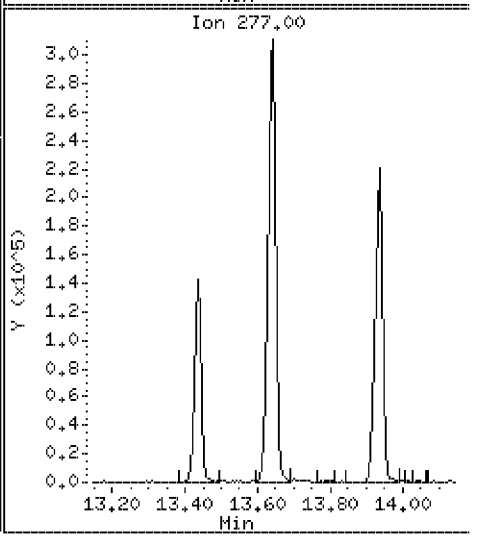

Data File: \\Svecd04\DD\chem\smsd03.i\S305031P.b\9295LCSD.D

Date : 03-MAY-2012 18:00

Client ID: 128811LCSD

Instrument: smsd03.i

Sample Info: SW128811LCSD

Purge Volume: 1000.0

Operator: PEL

Column phase: HPMS-5

Column diameter: 0.25

134 Dibenz[a,h]anthracene

Concentration: 37.6 ug/l

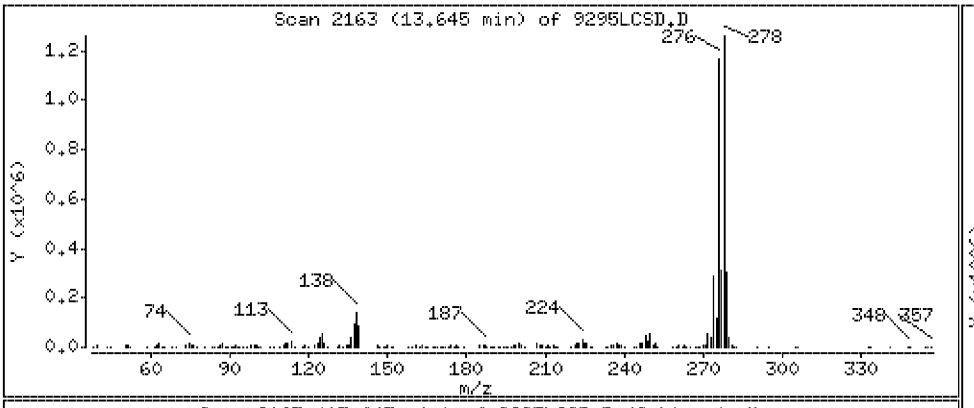

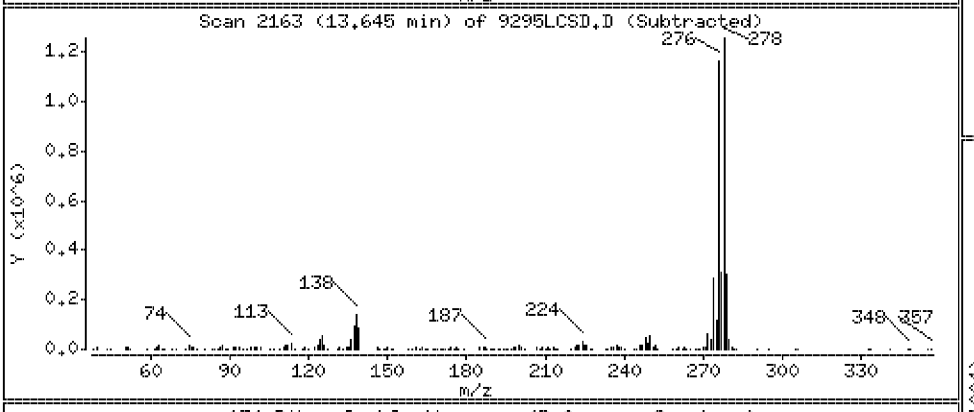

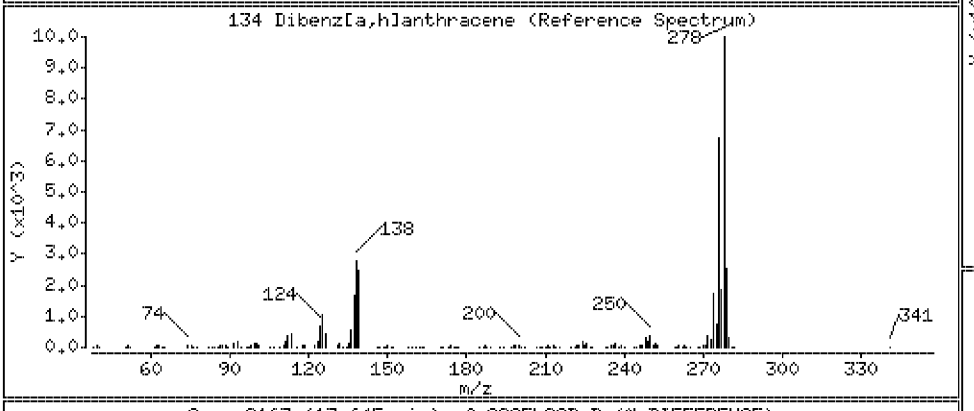

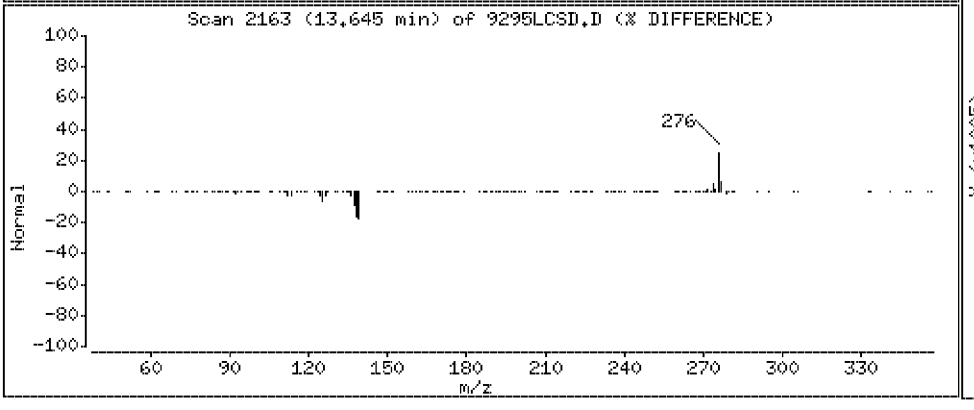

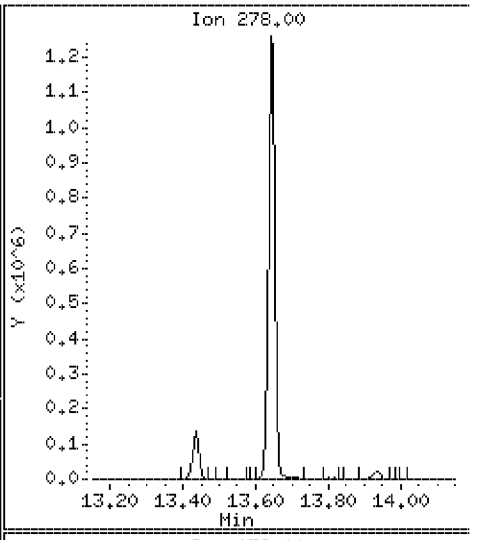

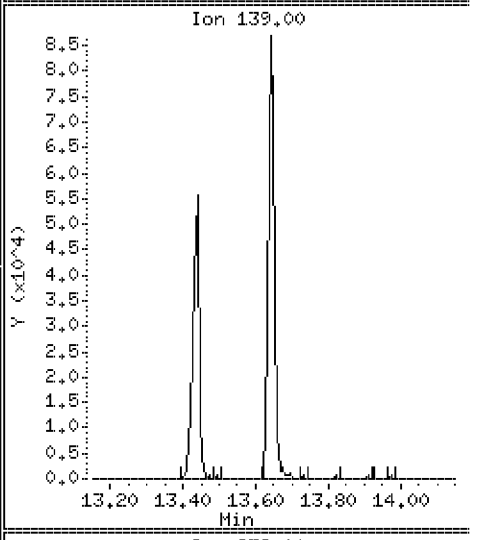

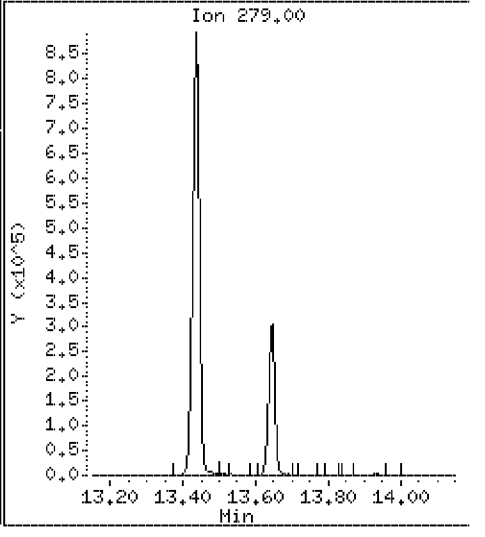

Data File: \\Svecd04\DD\chem\smsd03.i\S305031P.b\9295LCSD.D

Date : 03-MAY-2012 18:00

Client ID: 128811LCSD

Instrument: smsd03.i

Sample Info: SW128811LCSD

Purge Volume: 1000.0

Operator: PEL

Column phase: HPMS-5

Column diameter: 0.25

135 Benzo[g,h,i]perylene

Concentration: 35.6 ug/l

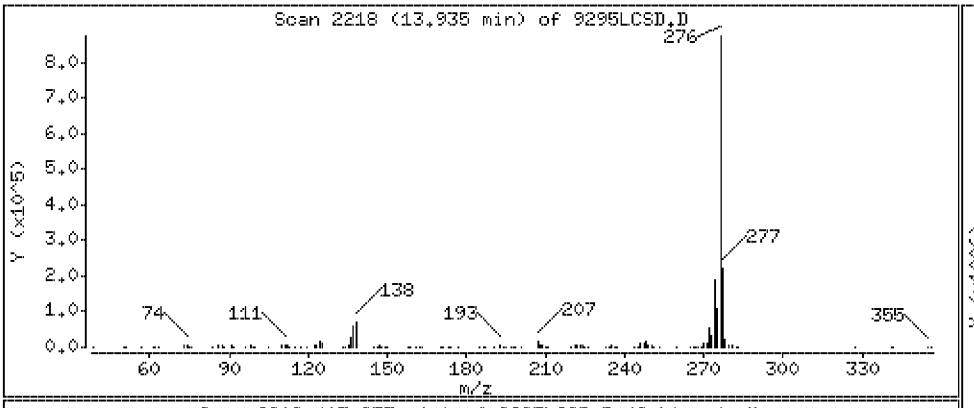

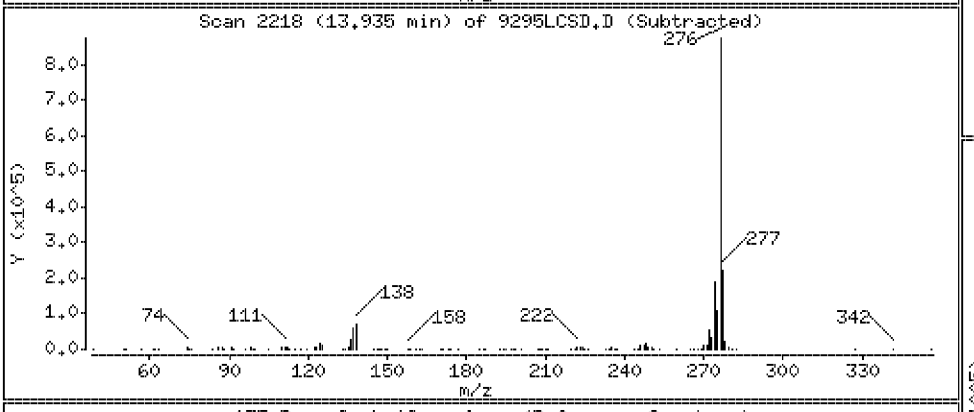

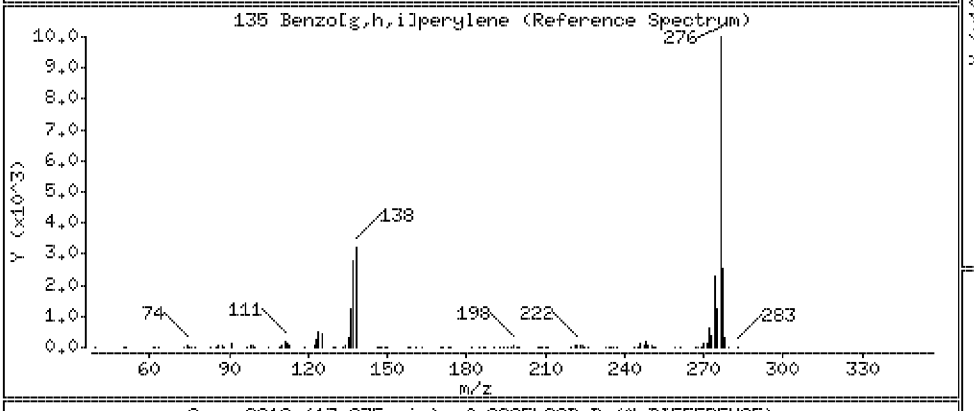

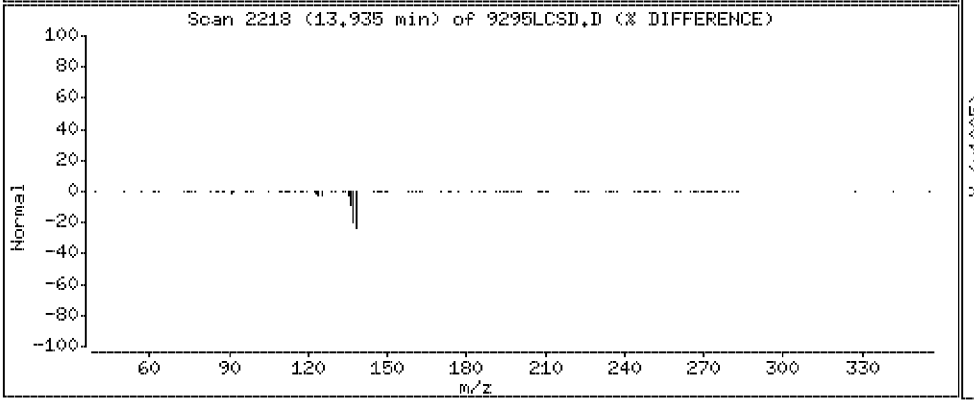

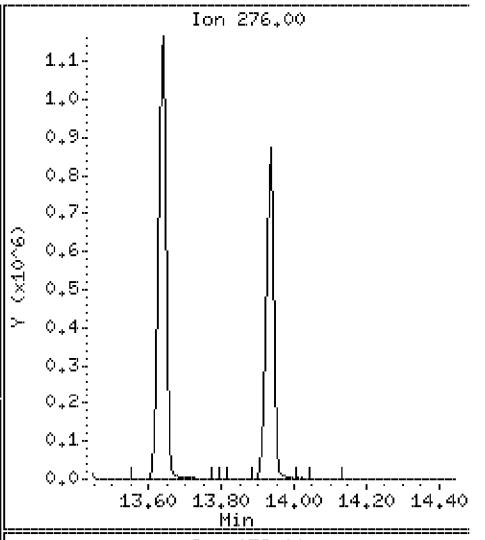

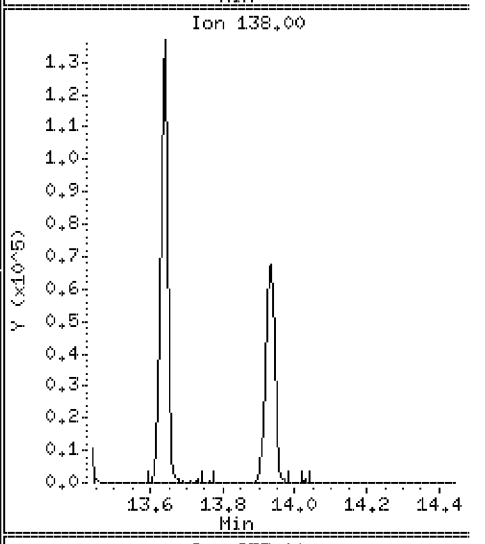

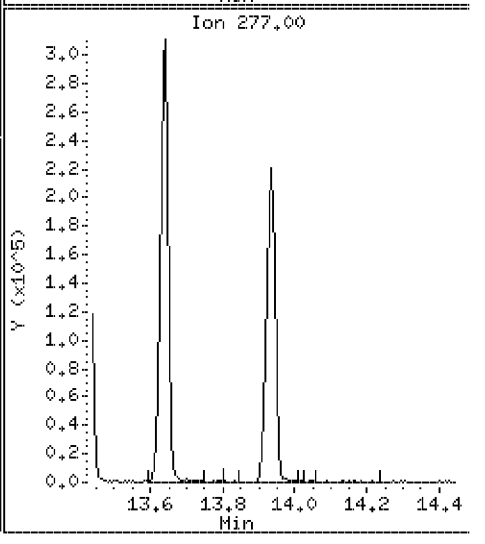

PEL Laboratories, Inc.

Data file : \\Svecd04\DD\chem\smsd03.i\S305031P.b\89202.D
Lab Smp Id: 350589202 Client Smp ID: EPAFMC-SW-01R
Inj Date : 03-MAY-2012 23:33
Operator : MJ Inst ID: smsd03.i
Smp Info : SW350589202
Misc Info :
Comment :
Method : \\Svecd04\DD\chem\smsd03.i\S305031P.b\8270bcs.m
Meth Date : 03-May-2012 17:07 smsd03.i Quant Type: ISTD
Cal Date : 23-APR-2012 18:17 Cal File: AP9CAL4.D
Als bottle: 23
Dil Factor: 1.00000
Integrator: HP Genie Compound Sublist: all.sub
Target Version: 4.14 Sample Matrix: WATER
Processing Host: SVECD04

Concentration Formula: Amt * DF * (1/(Vo/1000))*Vf * CpndVariable

Name	Value	Description
DF	1.000	Dilution Factor
Vo	980.000	Volume of sample extracted (mL)
Vf	1.000	Final Volume
Cpnd Variable		Local Compound Variable

RT	EXP RT	REL RT	MASS	RESPONSE	CONCENTRATIONS ON-COL (ug/ml)	FINAL (ug/l)	TARGET RANGE	RATIO
* 18 1,4-Dichlorobenzene-d4						CAS #: 3855-82-1		
4.366	4.368	(1.000)	152	275344	40.0000		80.00- 120.00	100.00
4.366	4.367	(1.000)	115	172236			36.83- 96.83	62.55
4.366	4.368	(1.000)	150	426139			121.44- 181.44	154.77
* 43 Naphthalene-d8						CAS #: 1146-65-2		
5.527	5.529	(1.000)	136	895568	40.0000		80.00- 120.00	100.00
5.526	5.527	(1.000)	68	47658			0.00- 35.36	5.32
* 70 Acenaphthene-d10						CAS #: 15067-26-2		
7.222	7.224	(1.000)	164	614593	40.0000		80.00- 120.00	100.00
7.222	7.224	(1.000)	162	601641			63.97- 123.97	97.89
7.222	7.224	(1.000)	160	275766			13.34- 73.34	44.87
* 100 Phenanthrene-d10						CAS #: 1517-22-2		
8.677	8.681	(1.000)	188	1211133	40.0000		80.00- 120.00	100.00
8.676	8.679	(1.000)	94	68704			0.00- 35.98	5.67
8.676	8.679	(1.000)	80	85894			0.00- 37.82	7.09
* 121 Chrysene-d12						CAS #: 1719-03-5		
11.274	11.274	(1.000)	240	1603002	40.0000		80.00- 120.00	100.00

RT	EXP RT	REL RT	MASS	RESPONSE	CONCENTRATIONS ON-COL (ug/ml)	FINAL (ug/l)	TARGET RANGE	RATIO
* 121 Chrysene-d12 (continued)								
11.273	11.273	(1.000)	120	84648			0.00- 34.90	5.28
11.274	11.274	(1.000)	236	426948			0.00- 56.16	26.63
* 130 Perylene-d12						CAS #: 1520-96-3		
12.593	12.596	(1.000)	264	1677004	40.0000		80.00- 120.00	100.00
12.593	12.596	(1.000)	260	411041			0.00- 54.14	24.51
12.593	12.596	(1.000)	265	372294			0.00- 52.90	22.20

Data File: \\Svecd04\DD\chem\smsd03.i\S305031P.b\89202.D
Date : 03-MAY-2012 23:33
Client ID: EPAFMC-SW-01R
Sample Info: SW350589202
Purge Volume: 980.0
Column phase: HPMS-5

Instrument: smsd03.i
Operator: MJ
Column diameter: 0.25

2442

3505892

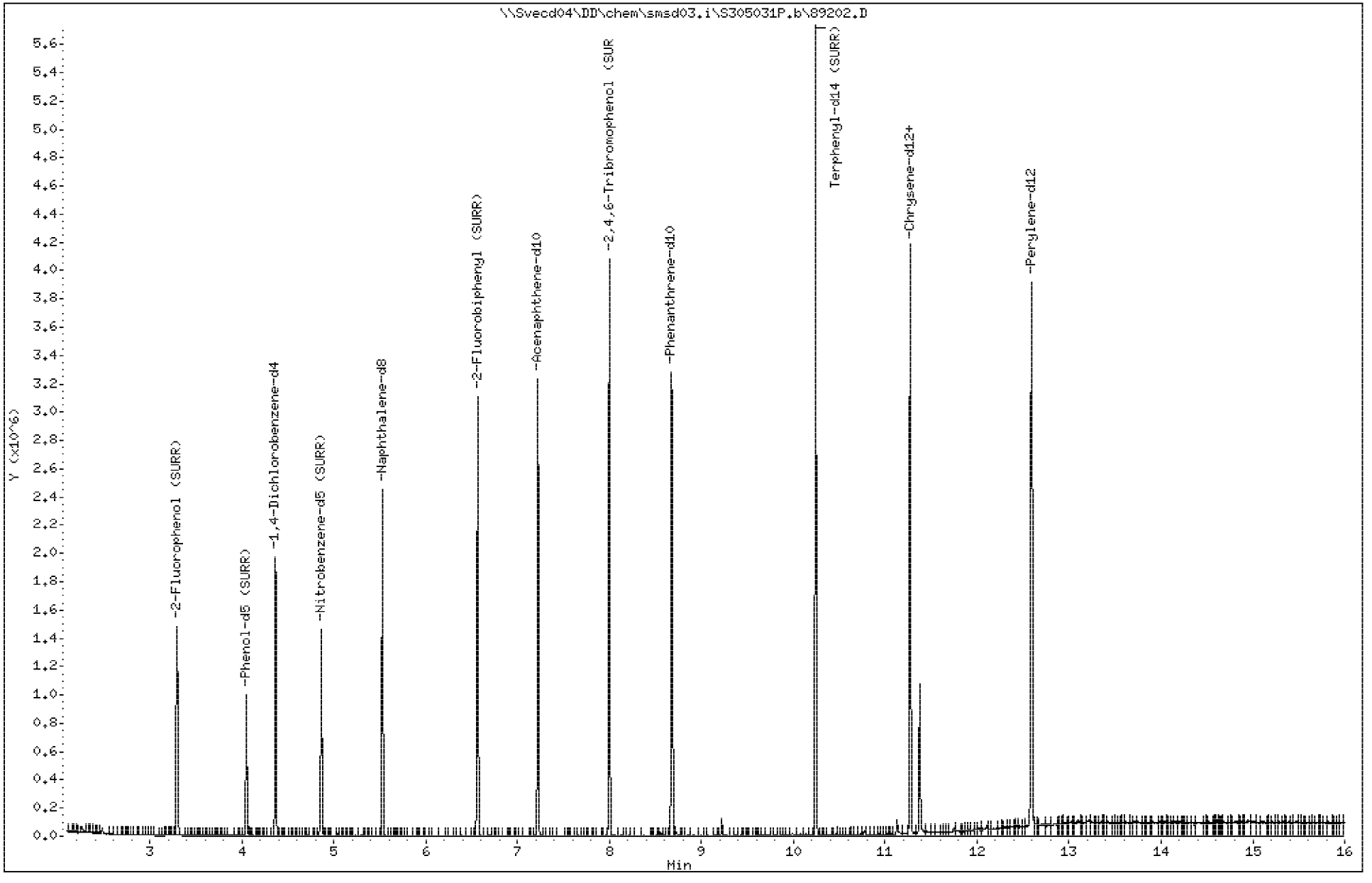

Data File: \\Svecd04\DD\chem\smsd03.i\S305031P.b\89202.D

Date : 03-MAY-2012 23:33

Client ID: EPAFMC-SW-01R

Instrument: smsd03.i

Sample Info: SW350589202

Purge Volume: 980.0

Operator: MJ

Column phase: HPMS-5

Column diameter: 0.25

124 Bis-2-Ethylhexylphthalate

Concentration: 0.42 ug/l

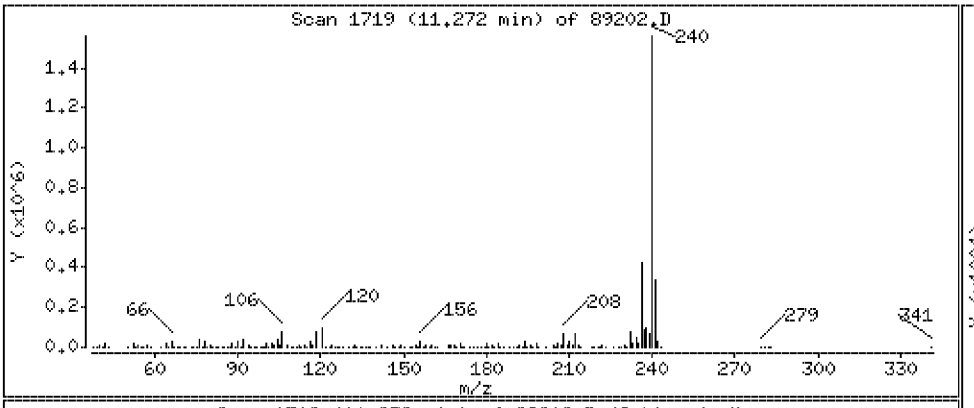

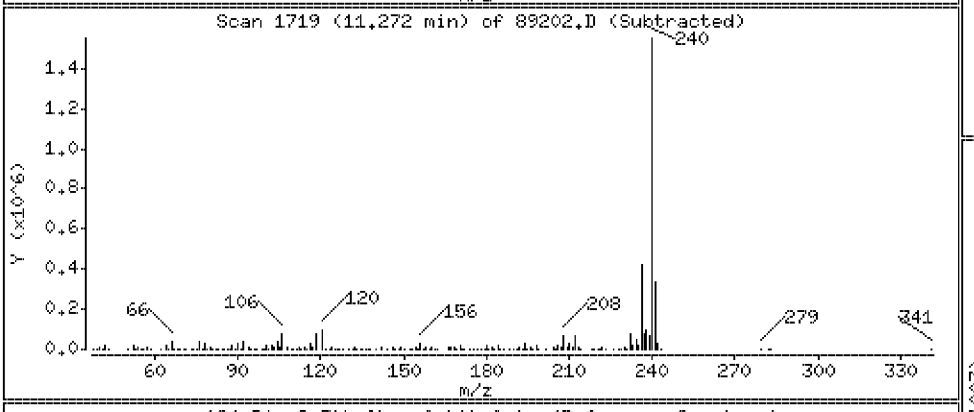

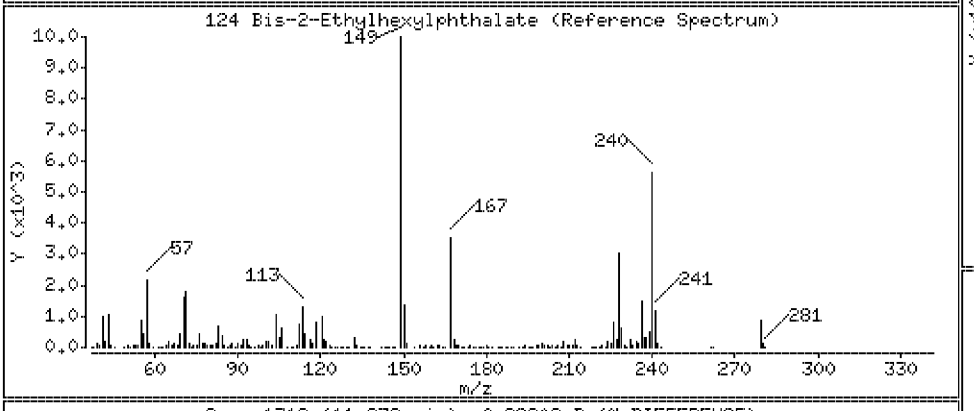

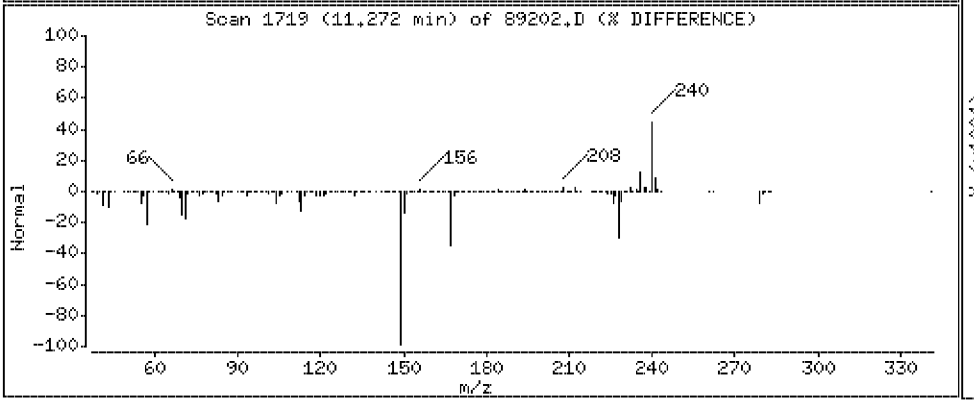

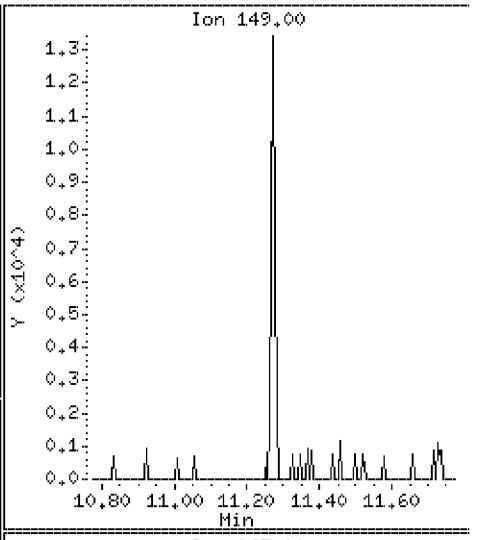

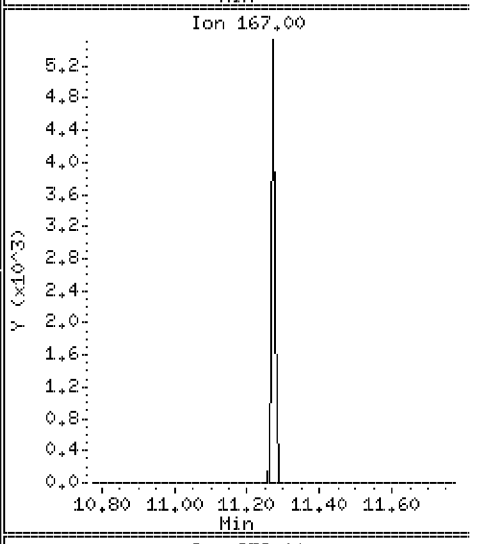

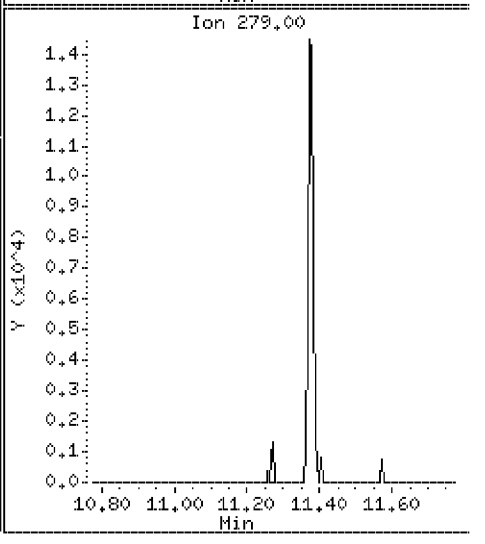

PEL Laboratories, Inc.

Data file : \\Svecd04\DD\chem\smsd03.i\S305031P.b\89203.D
Lab Smp Id: 350589203 Client Smp ID: EPAFMC-SW-03R
Inj Date : 03-MAY-2012 23:56
Operator : MJ Inst ID: smsd03.i
Smp Info : SW350589203
Misc Info :
Comment :
Method : \\Svecd04\DD\chem\smsd03.i\S305031P.b\8270bcs.m
Meth Date : 03-May-2012 17:07 smsd03.i Quant Type: ISTD
Cal Date : 23-APR-2012 18:17 Cal File: AP9CAL4.D
Als bottle: 24
Dil Factor: 1.00000
Integrator: HP Genie Compound Sublist: all.sub
Target Version: 4.14 Sample Matrix: WATER
Processing Host: SVECD04

Concentration Formula: Amt * DF * (1/(Vo/1000))*Vf * CpndVariable

Name	Value	Description
DF	1.000	Dilution Factor
Vo	980.000	Volume of sample extracted (mL)
Vf	1.000	Final Volume
Cpnd Variable		Local Compound Variable

RT	EXP RT	REL RT	MASS	RESPONSE	CONCENTRATIONS ON-COL (ug/ml)	FINAL (ug/l)	TARGET RANGE	RATIO
* 18 1,4-Dichlorobenzene-d4						CAS #: 3855-82-1		
4.366	4.368	(1.000)	152	261447	40.0000		80.00- 120.00	100.00
4.366	4.367	(1.000)	115	170376			36.83- 96.83	65.17
4.366	4.368	(1.000)	150	392305			121.44- 181.44	150.05
25 Acetophenone						CAS #: 98-86-2		
4.721	4.724	(0.854)	105	1828	0.14442	0.15	80.00- 120.00	100.00(aH)
4.719	4.723	(0.854)	77	1619			73.14- 133.14	88.58
4.724	4.723	(0.855)	51	256			0.00- 57.48	14.03
* 43 Naphthalene-d8						CAS #: 1146-65-2		
5.527	5.529	(1.000)	136	841358	40.0000		80.00- 120.00	100.00
5.526	5.527	(1.000)	68	45323			0.00- 35.36	5.39
* 70 Acenaphthene-d10						CAS #: 15067-26-2		
7.222	7.224	(1.000)	164	599787	40.0000		80.00- 120.00	100.00
7.222	7.224	(1.000)	162	559064			63.97- 123.97	93.21
7.223	7.224	(1.000)	160	259503			13.34- 73.34	43.27
* 100 Phenanthrene-d10						CAS #: 1517-22-2		
8.677	8.681	(1.000)	188	1136846	40.0000		80.00- 120.00	100.00

RT	EXP RT	REL RT	MASS	RESPONSE	CONCENTRATIONS ON-COL (ug/ml)	FINAL (ug/l)	TARGET RANGE	RATIO
* 100 Phenanthrene-d10 (continued)								
8.676	8.679	(1.000)	94	70008			0.00- 35.98	6.16
8.676	8.679	(1.000)	80	80899			0.00- 37.82	7.12
* 121 Chrysene-d12						CAS #: 1719-03-5		
11.274	11.274	(1.000)	240	1549188	40.0000		80.00- 120.00	100.00
11.273	11.273	(1.000)	120	74044			0.00- 34.90	4.78
11.274	11.274	(1.000)	236	405013			0.00- 56.16	26.14
* 130 Perylene-d12						CAS #: 1520-96-3		
12.593	12.596	(1.000)	264	1600004	40.0000		80.00- 120.00	100.00
12.593	12.596	(1.000)	260	385346			0.00- 54.14	24.08
12.593	12.596	(1.000)	265	355990			0.00- 52.90	22.25

QC Flag Legend

a - Target compound detected but, quantitated amount
    Below Limit Of Quantitation(BLOQ).
H - Operator selected an alternate compound hit.

Data File: \\Svecd04\DD\chem\smsd03.i\S305031P.b\89203.D
Date : 03-MAY-2012 23:56
Client ID: EPAFMC-SW-03R
Sample Info: SW350589203
Purge Volume: 980.0
Column phase: HPMS-5

Instrument: smsd03.i
Operator: MJ
Column diameter: 0.25

2446

3505892

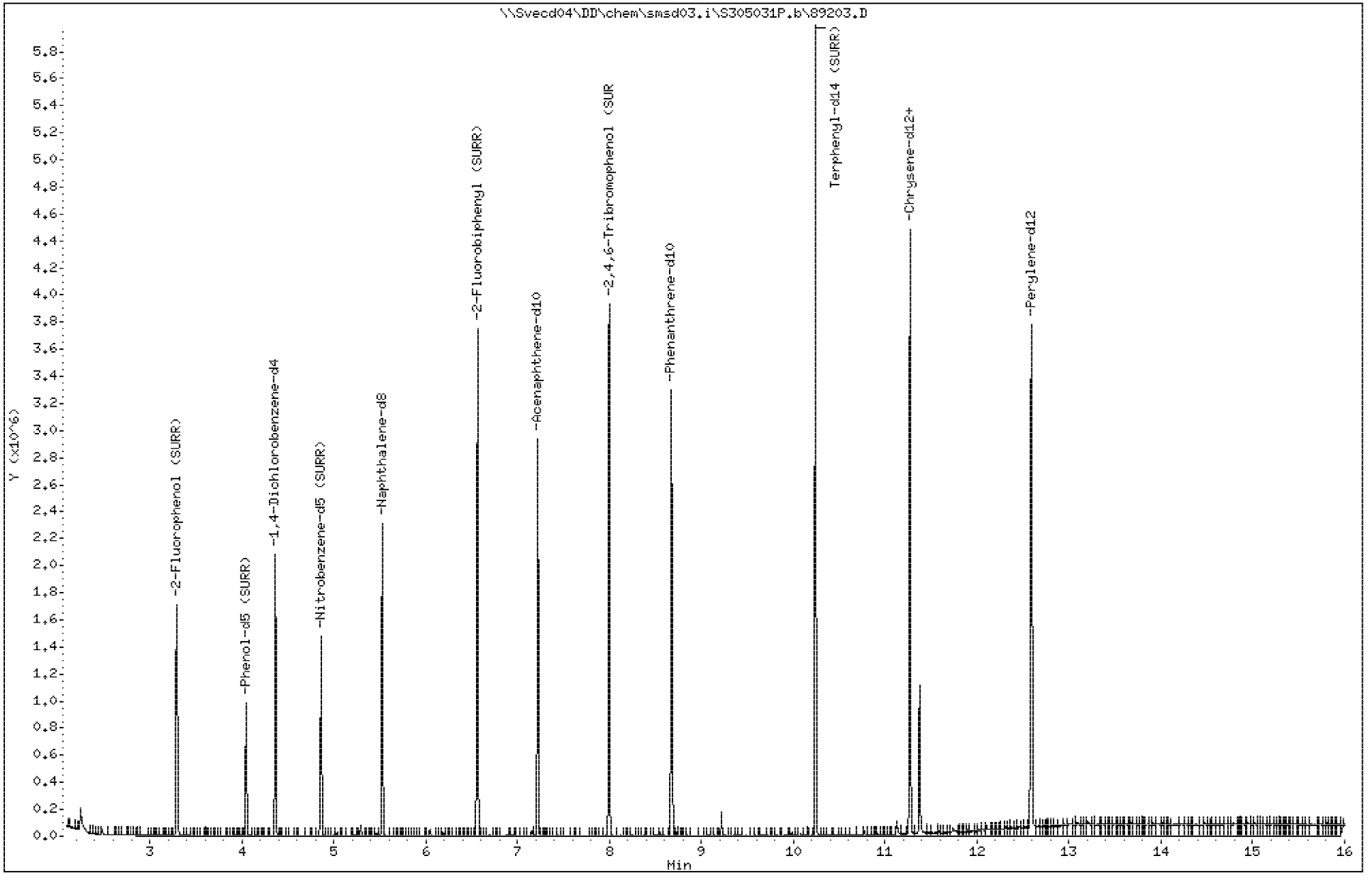

Data File: \\Svecd04\DD\chem\smsd03.i\S305031P.b\89203.D

Date : 03-MAY-2012 23:56

Client ID: EPAFMC-SW-03R

Instrument: smsd03.i

Sample Info: SW350589203

Purge Volume: 980.0

Operator: MJ

Column phase: HPMS-5

Column diameter: 0.25

25 Acetophenone

Concentration: 0.15 ug/l

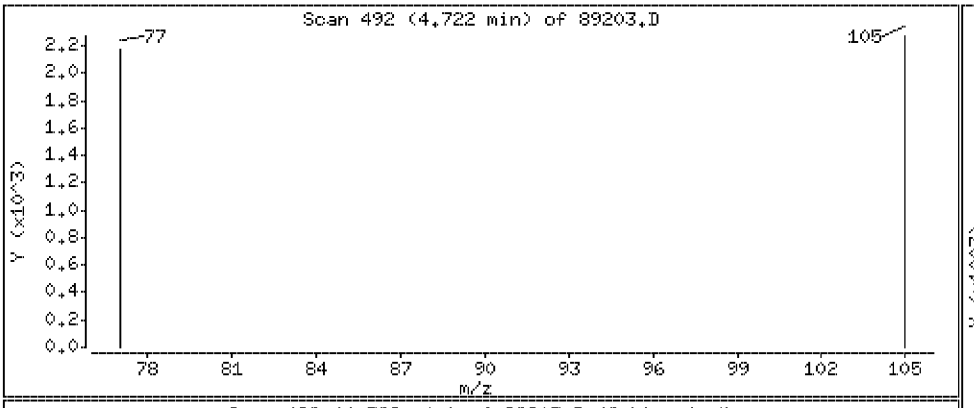

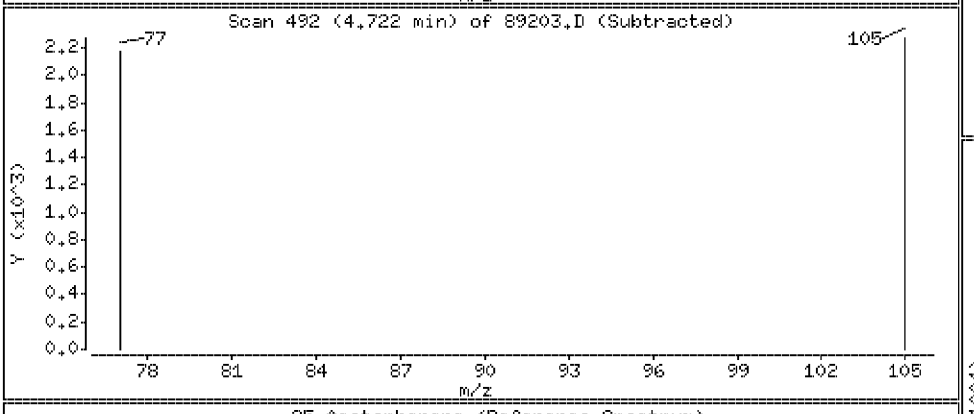

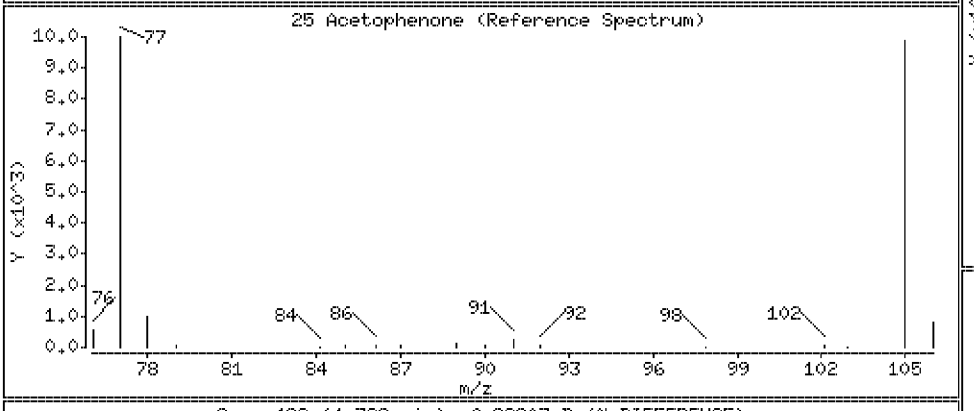

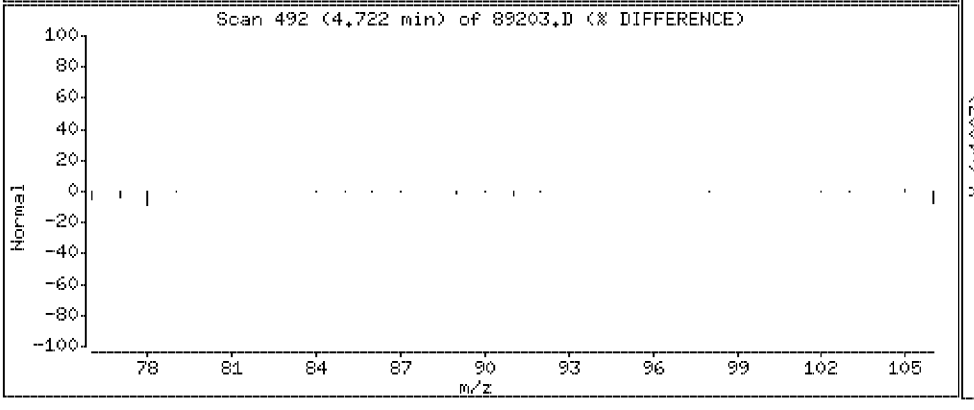

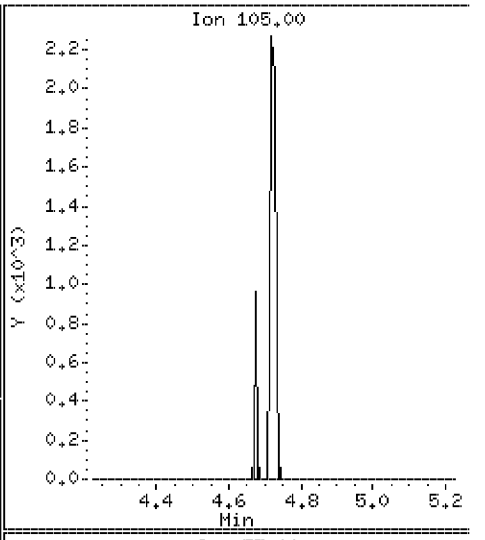

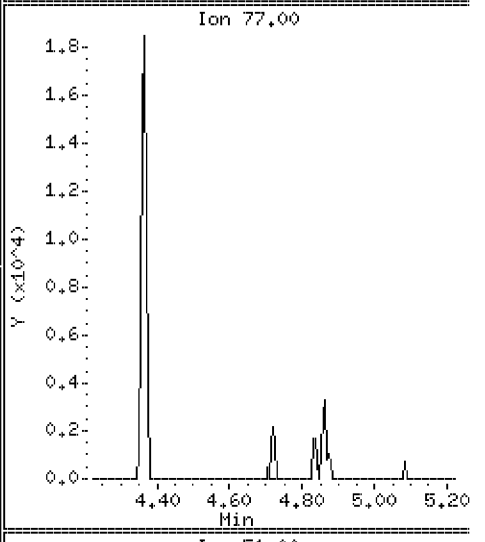

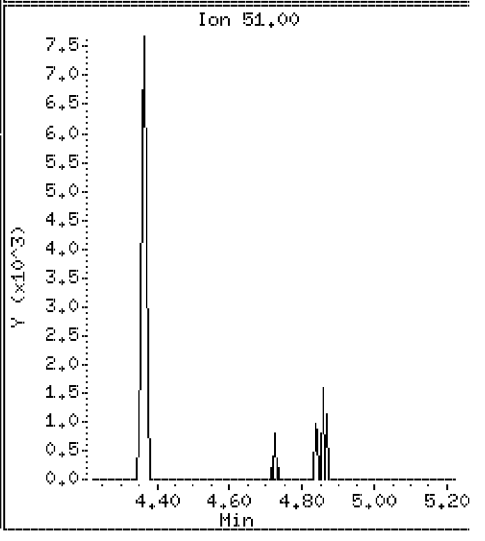

Data File: \\Svecd04\DD\chem\smsd03.i\S305031P.b\89203.D

Date : 03-MAY-2012 23:56

Client ID: EPAFMC-SW-03R

Instrument: smsd03.i

Sample Info: SW350589203

Purge Volume: 980.0

Operator: MJ

Column phase: HPMS-5

Column diameter: 0.25

124 Bis-2-Ethylhexylphthalate

Concentration: 0.31 ug/l

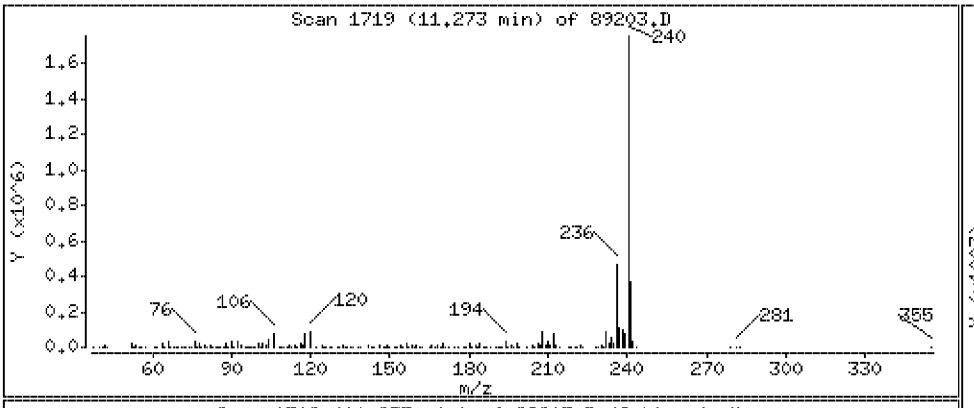

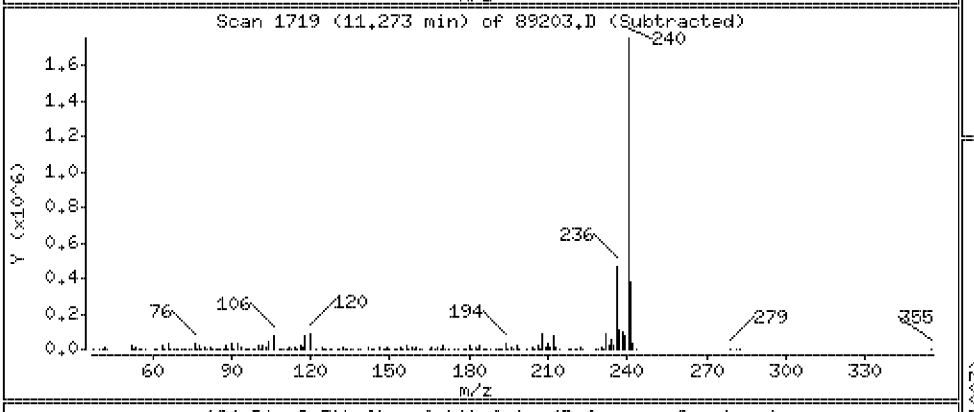

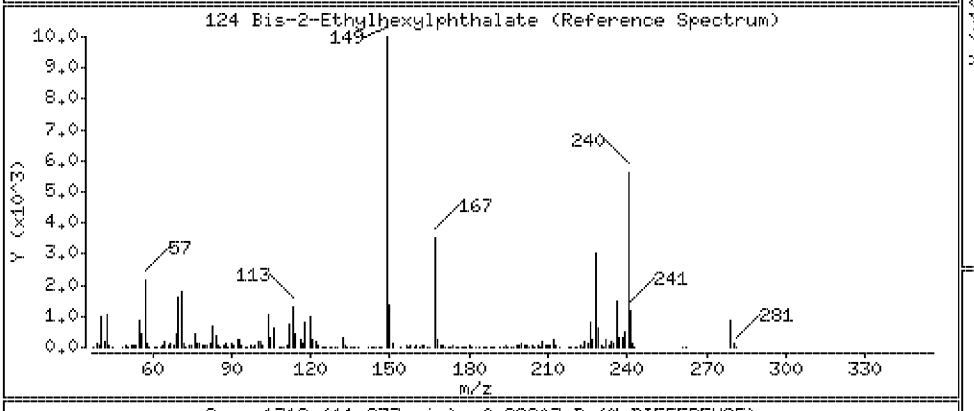

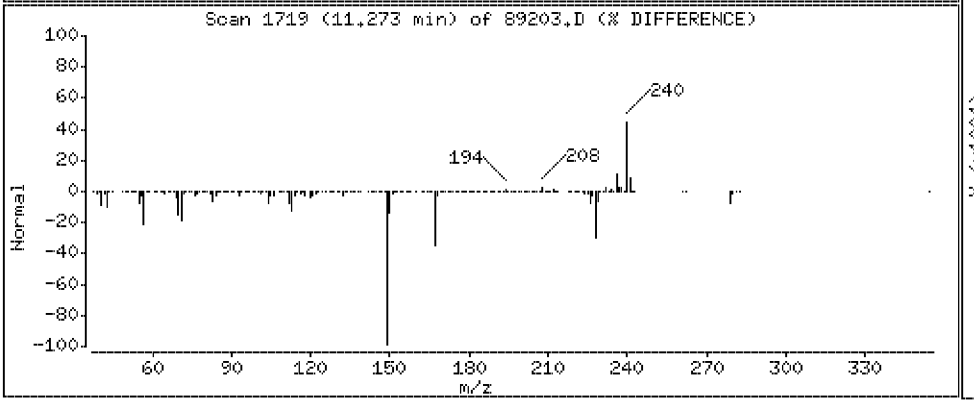

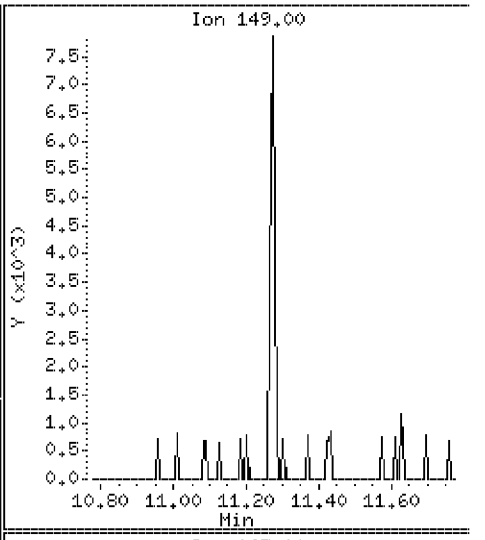

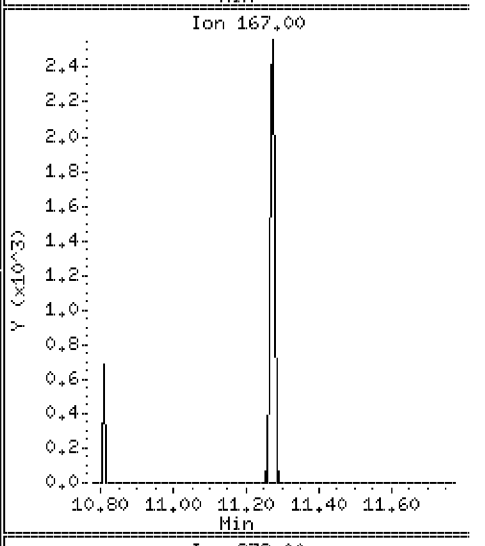

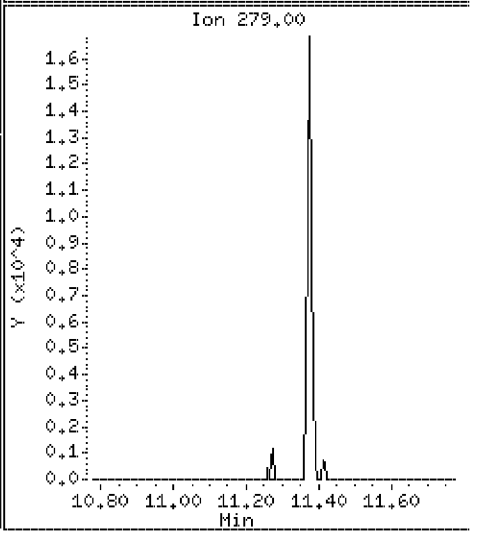

PEL Laboratories, Inc.

Data file : \\Svecd04\DD\chem\smsd03.i\S305031P.b\89204.D
Lab Smp Id: 350589204 Client Smp ID: EPAFMC-SW-04
Inj Date : 04-MAY-2012 00:20
Operator : MJ Inst ID: smsd03.i
Smp Info : SW350589204
Misc Info :
Comment :
Method : \\Svecd04\DD\chem\smsd03.i\S305031P.b\8270bcs.m
Meth Date : 03-May-2012 17:07 smsd03.i Quant Type: ISTD
Cal Date : 23-APR-2012 18:17 Cal File: AP9CAL4.D
Als bottle: 25
Dil Factor: 1.00000
Integrator: HP Genie Compound Sublist: all.sub
Target Version: 4.14 Sample Matrix: WATER
Processing Host: SVECD04

Concentration Formula: Amt * DF * (1/(Vo/1000))*Vf * CpndVariable

Name	Value	Description
DF	1.000	Dilution Factor
Vo	980.000	Volume of sample extracted (mL)
Vf	1.000	Final Volume
Cpnd Variable		Local Compound Variable

RT	EXP RT	REL RT	MASS	RESPONSE	CONCENTRATIONS ON-COL (ug/ml)	FINAL (ug/l)	TARGET RANGE	RATIO
* 18 1,4-Dichlorobenzene-d4						CAS #: 3855-82-1		
4.366	4.368	(1.000)	152	264191	40.0000		80.00- 120.00	100.00
4.366	4.367	(1.000)	115	163572			36.83- 96.83	61.91
4.366	4.368	(1.000)	150	400097			121.44- 181.44	151.44
* 43 Naphthalene-d8						CAS #: 1146-65-2		
5.527	5.529	(1.000)	136	850373	40.0000		80.00- 120.00	100.00
5.526	5.527	(1.000)	68	45571			0.00- 35.36	5.36
* 70 Acenaphthene-d10						CAS #: 15067-26-2		
7.222	7.224	(1.000)	164	592029	40.0000		80.00- 120.00	100.00
7.223	7.224	(1.000)	162	571907			63.97- 123.97	96.60
7.222	7.224	(1.000)	160	262894			13.34- 73.34	44.41
* 100 Phenanthrene-d10						CAS #: 1517-22-2		
8.677	8.681	(1.000)	188	1165468	40.0000		80.00- 120.00	100.00
8.676	8.679	(1.000)	94	66662			0.00- 35.98	5.72
8.676	8.679	(1.000)	80	86685			0.00- 37.82	7.44
* 121 Chrysene-d12						CAS #: 1719-03-5		
11.273	11.274	(1.000)	240	1648177	40.0000		80.00- 120.00	100.00

RT	EXP RT	REL RT	MASS	RESPONSE	CONCENTRATIONS ON-COL (ug/ml)	FINAL (ug/l)	TARGET RANGE	RATIO
* 121 Chrysene-d12 (continued)								
11.272	11.273	(1.000)	120	81083			0.00- 34.90	4.92
11.273	11.274	(1.000)	236	434541			0.00- 56.16	26.36
* 130 Perylene-d12						CAS #: 1520-96-3		
12.592	12.596	(1.000)	264	1648875	40.0000		80.00- 120.00	100.00
12.592	12.596	(1.000)	260	402807			0.00- 54.14	24.43
12.592	12.596	(1.000)	265	377278			0.00- 52.90	22.88

Data File: \\Svecd04\DD\chem\smsd03.i\S305031P.b\89204.D
Date : 04-MAY-2012 00:20
Client ID: EPAFMC-SW-04
Sample Info: SW350589204
Purge Volume: 980.0
Column phase: HPMS-5

Instrument: smsd03.i
Operator: MJ
Column diameter: 0.25

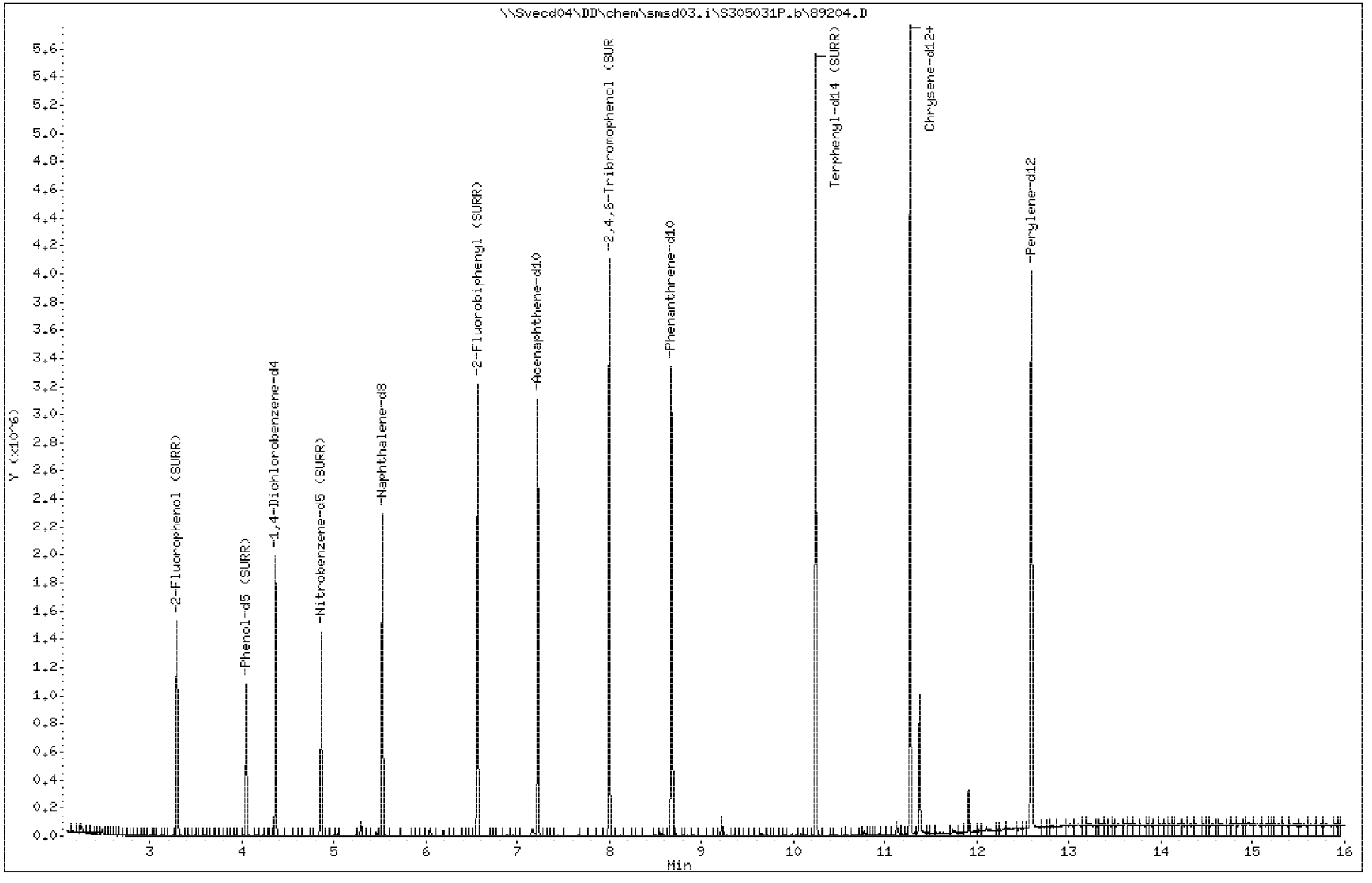

2451

3505892

Data File: \\Svecd04\DD\chem\smsd03.i\S305031P.b\89204.D

Date : 04-MAY-2012 00:20

Client ID: EPAFMC-SW-04 Instrument: smsd03.i

Sample Info: SW350589204

Purge Volume: 980.0 Operator: MJ

Column phase: HPMS-5 Column diameter: 0.25

105 Di-n-butylphthalate Concentration: 0.28 ug/l

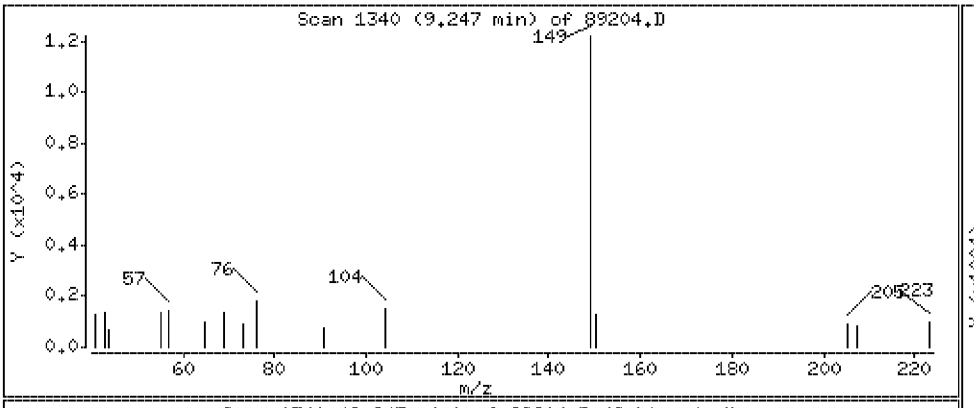

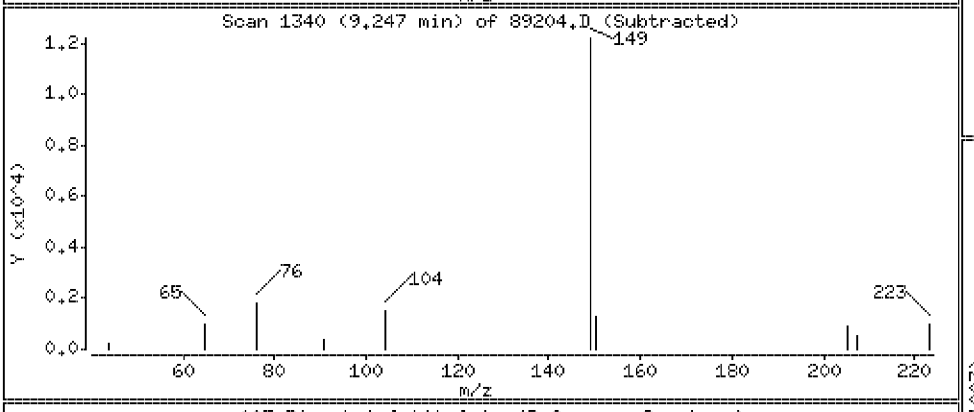

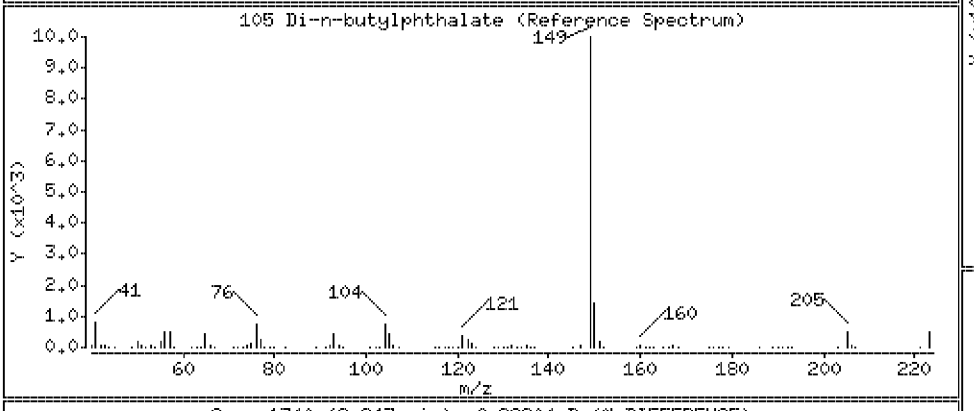

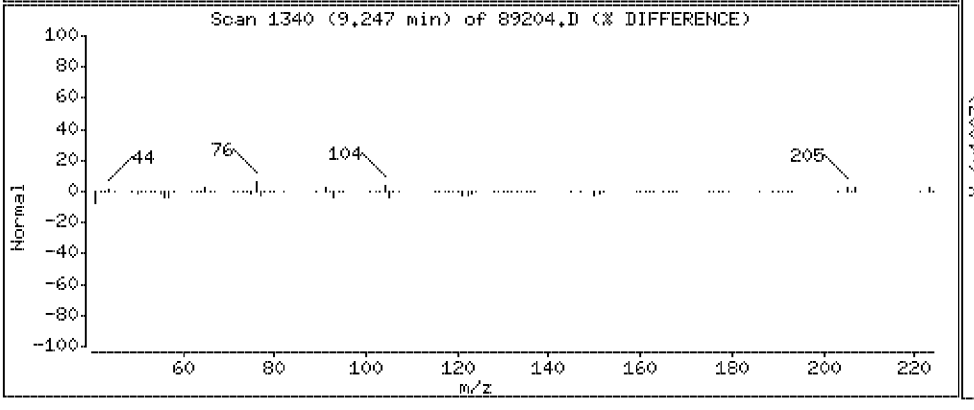

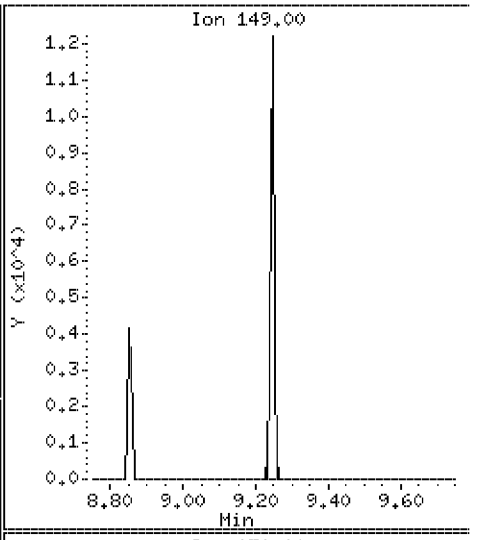

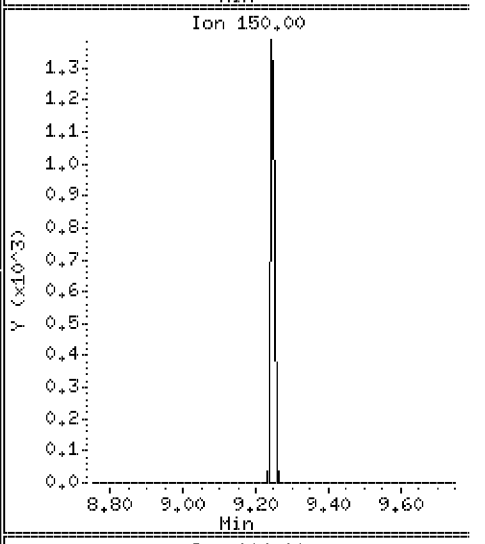

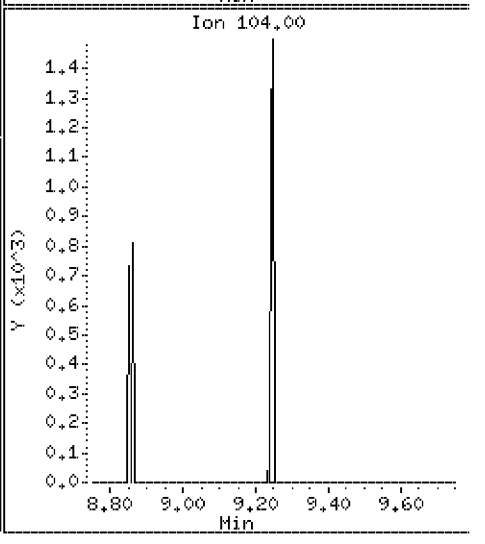

Data File: \\Svecd04\DD\chem\smsd03.i\S305031P.b\89204.D

Date : 04-MAY-2012 00:20

Client ID: EPAFMC-SW-04

Instrument: smsd03.i

Sample Info: SW350589204

Purge Volume: 980.0

Operator: MJ

Column phase: HPMS-5

Column diameter: 0.25

124 Bis-2-Ethylhexylphthalate

Concentration: 10.3 ug/l

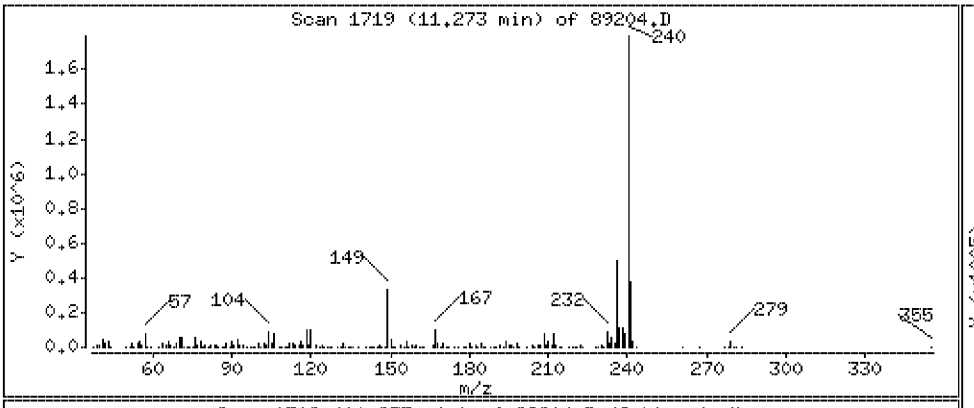

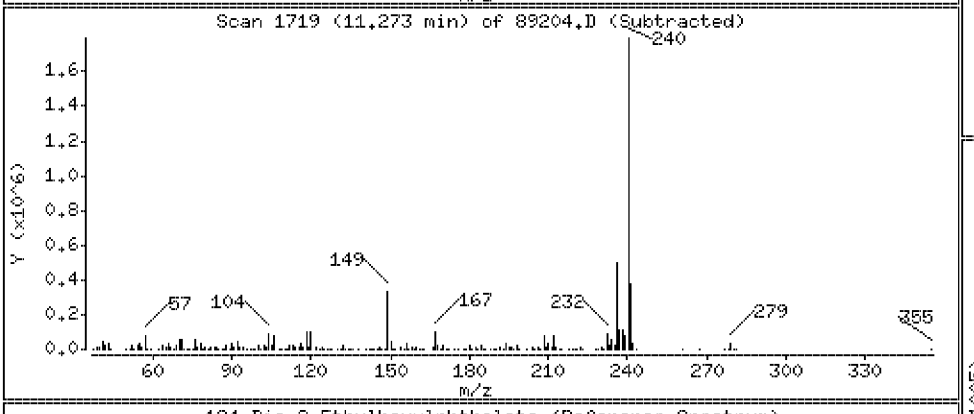

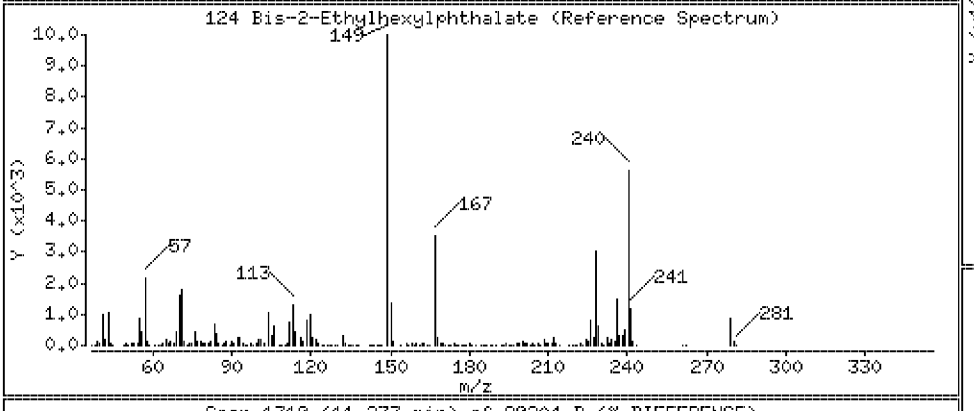

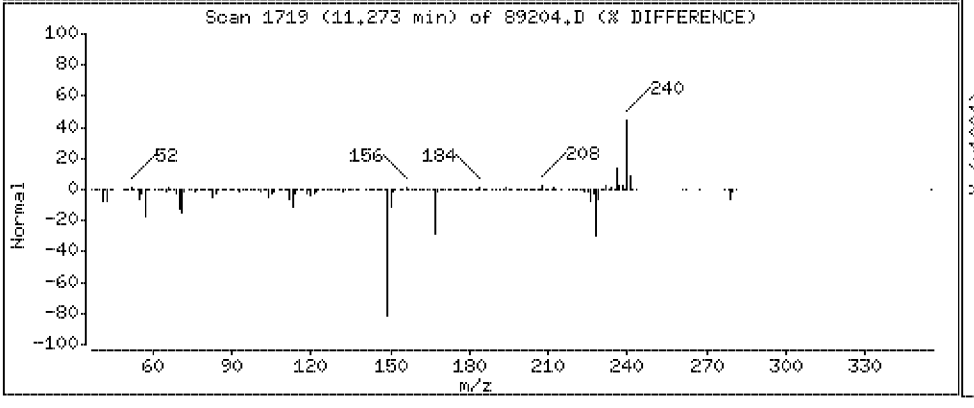

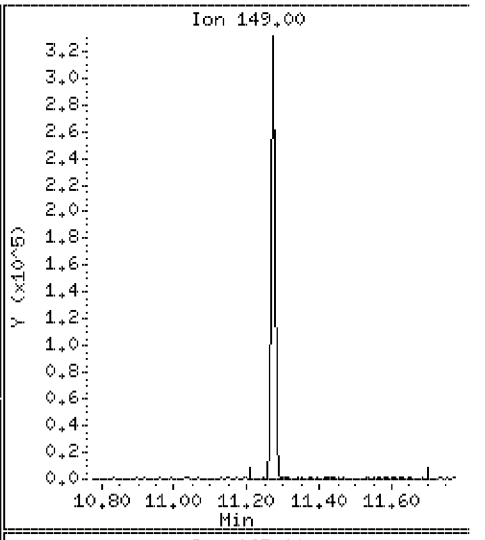

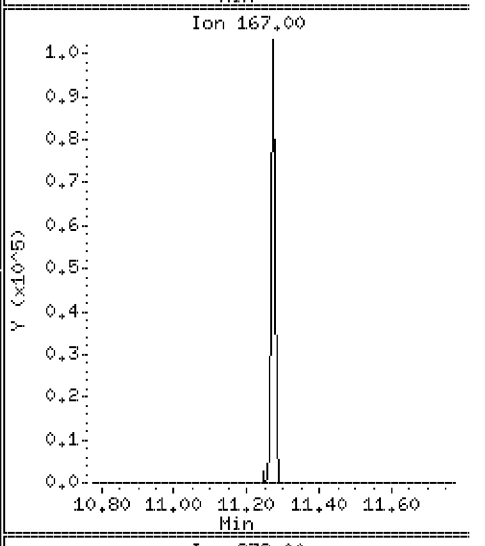

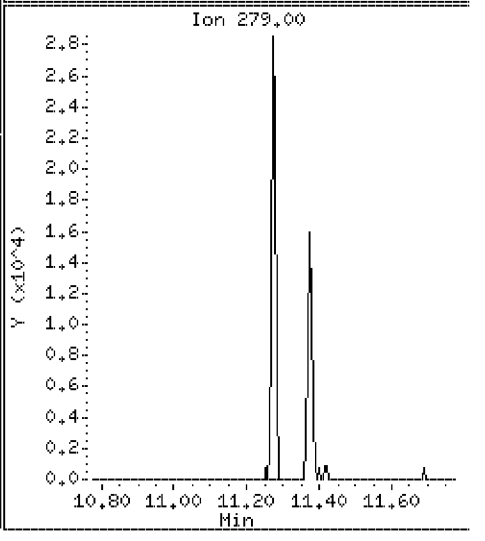

Data File: \\Svecd04\DD\chem\smsd03.i\S3050412.b\DFTPP1.D
Report Date: 09-May-2012 18:10

PEL Laboratories, Inc.

Data file : \\Svecd04\DD\chem\smsd03.i\S3050412.b\DFTPP1.D
Lab Smp Id: 45777 Client Smp ID: DFTPP1
Inj Date : 04-MAY-2012 07:53
Operator : PEL Inst ID: smsd03.i
Smp Info : 45777
Misc Info :
Comment :
Method : \\Svecd04\DD\chem\smsd03.i\S3050412.b\DoDTUN.m
Meth Date : 30-Apr-2012 13:57 mjacobs Quant Type: ISTD
Cal Date : 23-MAR-2009 02:58 Cal File: AP9CAL1.D
Als bottle: 100 QC Sample: DFTPP
Dil Factor: 1.00000
Integrator: HP RTE Compound Sublist: all.sub
Target Version: 4.14 Sample Matrix: WATER
Processing Host: SVECD04

Concentration Formula: Amt * DF * Uf * Vf * Vi * CpndVariable

Name	Value	Description
DF	1.000	Dilution Factor
Uf	1.000	ng unit correction factor
Vf	1.000	Volumetric correction factor
Vi	1.000	Injection Volume
Cpnd Variable		Local Compound Variable

RT	EXP RT	REL RT	MASS	RESPONSE	CONCENTRATIONS ON-COL (ug/L)	CONCENTRATIONS FINAL (ug/L)	TARGET RANGE	RATIO
1 dftpp						CAS #: 5074-71-5		
7.462	7.728	(0.000)	198	306880			0.00- 100.00	97.62
7.462	7.728	(0.000)	51	85216			10.00- 80.00	27.77
7.462	7.728	(0.000)	68	1572			0.00- 2.00	1.13
7.462	7.728	(0.000)	69	139520			0.00- 0.00	45.46
7.462	7.728	(0.000)	70	1020			0.00- 2.00	0.73
7.462	7.728	(0.000)	127	134464			10.00- 80.00	43.82
7.462	7.728	(0.000)	197	713			0.00- 2.00	0.23
7.462	7.728	(0.000)	199	21616			5.00- 9.00	7.04
7.462	7.728	(0.000)	275	106328			10.00- 60.00	34.65
7.462	7.728	(0.000)	365	20976			1.00- 0.00	6.84
7.462	7.728	(0.000)	441	51440			0.01- 24.00	16.36
7.462	7.728	(0.000)	442	314368			50.00- 0.00	102.44
7.462	7.728	(0.000)	443	61912			15.00- 24.00	19.69

Data File: \\Svecd04\DD\chem\smsd03.i\S3050412.b\DFTPP1.D
Date : 04-MAY-2012 07:53
Client ID: DFTPP1
Sample Info: 45777
Volume Injected (uL): 1.0
Column phase:

Instrument: smsd03.i
Operator: PEL
Column diameter: 2.00

2455

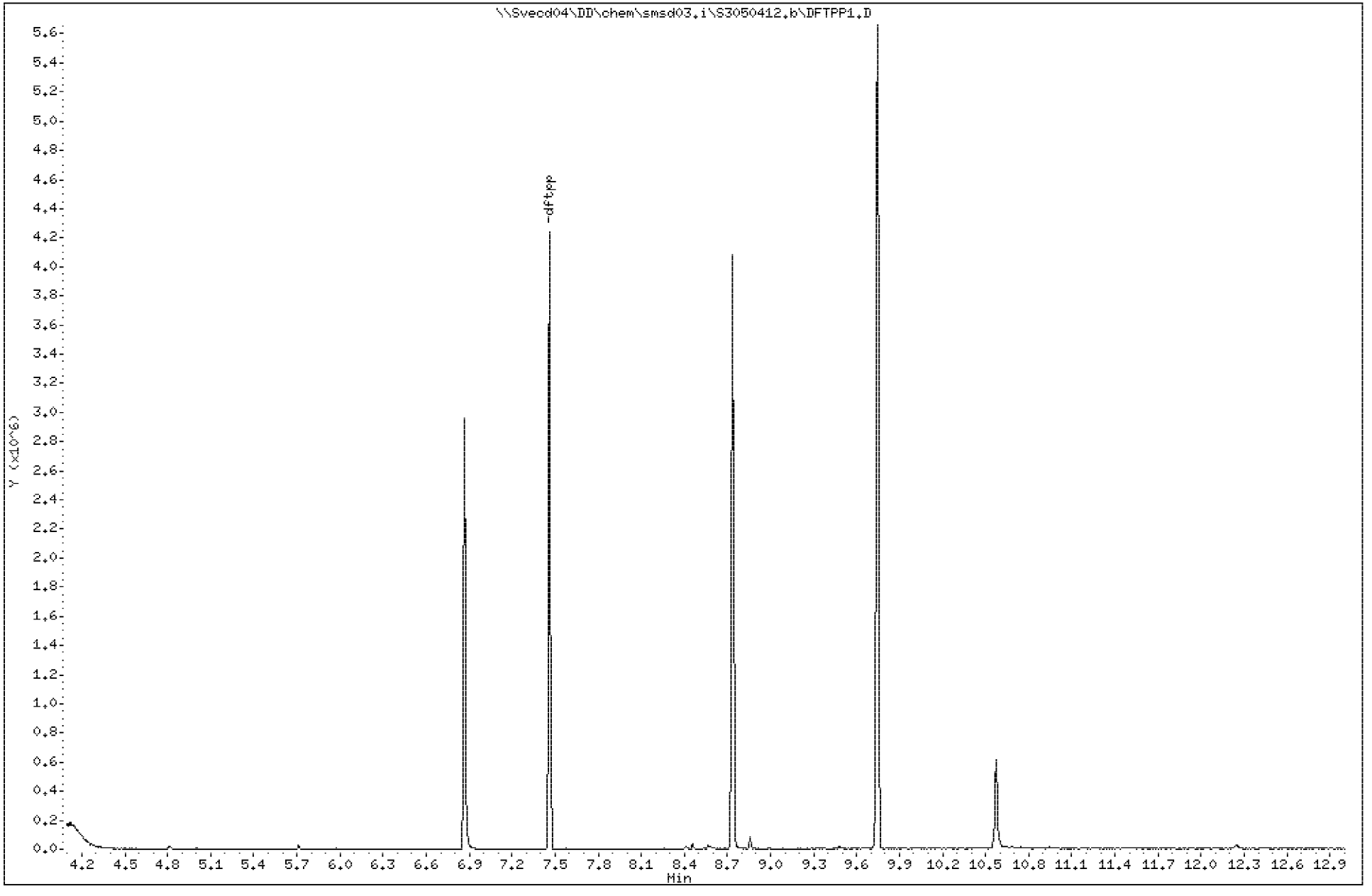

3505892

Data File: \\Svecd04\DD\chem\smsd03.i\S3050412.b\DFTPP1.D

Date : 04-MAY-2012 07:53

Client ID: DFTPP1 | Instrument: smsd03.i

Sample Info: 45777

Volume Injected (uL): 1.0 | Operator: PEL

Column phase: | Column diameter: 2.00

1 dftpp

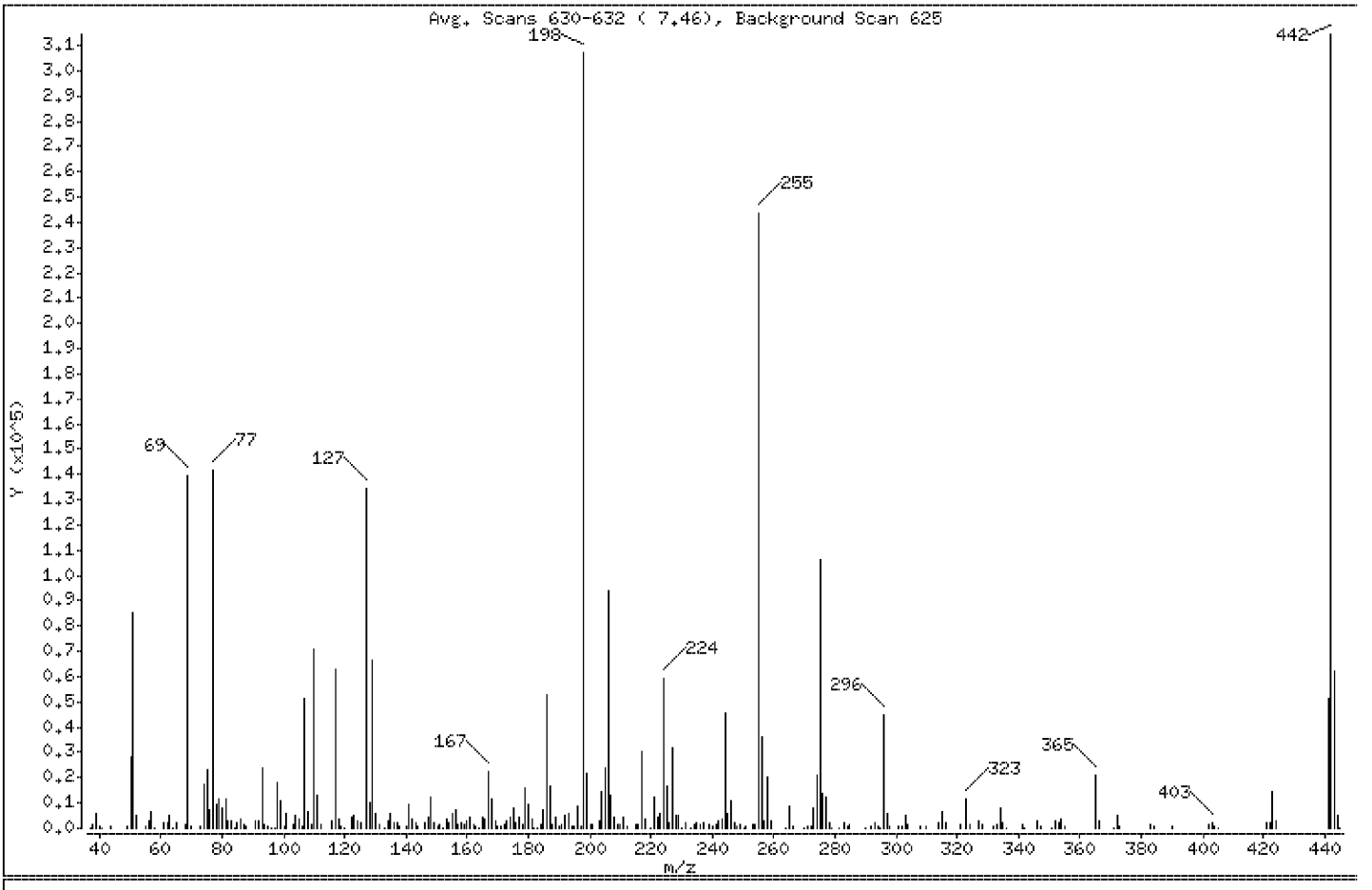

m/e	ION ABUNDANCE CRITERIA	% RELATIVE ABUNDANCE
198	Base Peak, 100% relative abundance	100.00
51	10.00 - 80.00% of mass 198	27.77
68	Less than 2.00% of mass 69	0.51 (1.13)
69	Mass 69 relative abundance	45.46
70	Less than 2.00% of mass 69	0.33 (0.73)
127	10.00 - 80.00% of mass 198	43.82
197	Less than 2.00% of mass 198	0.23
199	5.00 - 9.00% of mass 198	7.04
275	10.00 - 60.00% of mass 198	34.65
365	Greater than 1.00% of mass 198	6.84
441	0.01 - 24.00% of mass 442	16.76 (16.36)
442	Greater than 50.00% of mass 198	102.44
443	15.00 - 24.00% of mass 442	20.17 (19.69)

Data File: \\Svecd04\DD\chem\smsd03.i\S3050412.b\DFTPP1.D

Date : 04-MAY-2012 07:53

Client ID: DFTPP1 Instrument: smsd03.i

Sample Info: 45777

Volume Injected (uL): 1.0 Operator: PEL

Column phase: Column diameter: 2.00

Data File: DFTPP1.D
Spectrum: Avg. Scans 630-632 (7.46), Background Scan 625
Location of Maximum: 442.00
Number of points: 265

m/z	Y	m/z	Y	m/z	Y	m/z	Y
37.00	232	125.00	2330	196.00	8326	277.00	12079
38.00	1232	127.00	134464	197.00	713	278.00	2113
39.00	5797	128.00	9924	198.00	306880	279.00	334
40.00	650	129.00	66232	199.00	21616	281.00	268
41.00	257	130.00	5621	200.00	1297	283.00	2060
44.00	538	131.00	1488	201.00	1133	284.00	770
49.00	682	133.00	281	203.00	3170	285.00	1644
50.00	27896	134.00	2575	204.00	14687	290.00	222
51.00	85216	135.00	6016	205.00	23792	292.00	564
52.00	5001	136.00	2309	206.00	93728	293.00	2427
55.00	595	137.00	2398	207.00	12793	294.00	365
56.00	3237	138.00	456	208.00	4501	295.00	291
57.00	6236	140.00	620	209.00	1294	296.00	45016
58.00	241	141.00	9566	210.00	1703	297.00	5492
61.00	1813	142.00	3289	211.00	4156	298.00	478
62.00	1921	143.00	2201	212.00	752	301.00	489
63.00	5199	144.00	645	215.00	1707	302.00	696
64.00	235	146.00	2129	216.00	1755	303.00	4949
65.00	2209	147.00	4556	217.00	30048	304.00	1345
68.00	1572	148.00	12342	218.00	3530	308.00	473
69.00	139520	149.00	2504	220.00	359	310.00	644
70.00	1020	150.00	848	221.00	12318	314.00	1901
73.00	445	151.00	1338	222.00	4027	315.00	6837
74.00	17344	152.00	291	223.00	5724	316.00	2160
75.00	23200	153.00	3455	224.00	59184	321.00	1217
76.00	7114	154.00	2141	225.00	16350	323.00	11391
77.00	141376	155.00	5632	226.00	1819	324.00	1796
78.00	9524	156.00	6967	227.00	31520	327.00	2820
79.00	11544	157.00	1139	228.00	5261	328.00	1539
80.00	7837	158.00	2086	229.00	5411	332.00	1018
81.00	11205	159.00	1152	230.00	266	333.00	1217
82.00	2943	160.00	2731	231.00	2391	334.00	8222
83.00	2707	161.00	4610	233.00	244	335.00	2419
84.00	228	162.00	1591	234.00	1387	336.00	230
85.00	2282	163.00	396	235.00	2126	341.00	1596

Data File: \\Svecd04\DD\chem\smsd03.i\S3050412.b\DFTPP1.D

Date : 04-MAY-2012 07:53

Client ID: DFTPP1 Instrument: smsd03.i

Sample Info: 45777

Volume Injected (uL): 1.0 Operator: PEL

Column phase: Column diameter: 2.00

Data File: DFTPP1.D
Spectrum: Avg. Scans 630-632 (7.46), Background Scan 625
Location of Maximum: 442.00
Number of points: 265

m/z	Y	m/z	Y	m/z	Y	m/z	Y
86.00	3939	164.00	219	236.00	1213	342.00	243
87.00	1371	165.00	4082	237.00	2060	346.00	2551
88.00	864	166.00	3359	239.00	1467	347.00	527
91.00	2670	167.00	22104	240.00	836	351.00	225
92.00	2808	168.00	11238	241.00	1466	352.00	2696
93.00	23712	169.00	2549	242.00	3110	353.00	2299
94.00	1671	170.00	542	243.00	3570	354.00	3367
95.00	568	171.00	1061	244.00	45280	355.00	746
96.00	361	172.00	1750	245.00	5531	365.00	20976
97.00	229	173.00	2634	246.00	11021	366.00	3154
98.00	18064	174.00	4087	247.00	1910	371.00	360
99.00	10797	175.00	8307	248.00	497	372.00	5035
100.00	914	176.00	2100	249.00	1727	373.00	1008
101.00	6063	177.00	4185	250.00	222	383.00	1214
103.00	1656	178.00	1198	251.00	385	384.00	408
104.00	4700	179.00	16105	253.00	1284	390.00	558
105.00	3719	180.00	9609	254.00	1435	402.00	1356
106.00	995	181.00	3549	255.00	243328	403.00	2254
107.00	51168	182.00	248	256.00	36408	404.00	759
108.00	6666	183.00	280	257.00	2777	405.00	231
109.00	1141	184.00	1603	258.00	20488	421.00	2250
110.00	71136	185.00	7474	259.00	2857	422.00	1911
111.00	12761	186.00	52640	264.00	247	423.00	14571
112.00	1274	187.00	16936	265.00	8706	424.00	3027
116.00	2829	188.00	1727	266.00	738	441.00	51440
117.00	62808	189.00	4677	270.00	222	442.00	314368
118.00	3265	190.00	630	271.00	858	443.00	61912
119.00	555	191.00	1433	272.00	744	444.00	5288
120.00	246	192.00	4827	273.00	8308	445.00	296
122.00	4058	193.00	5479	274.00	20616		
123.00	5185	194.00	1008	275.00	106328		
124.00	2556	195.00	934	276.00	13712		

DFTPP TUNE/TAILING FACTOR/DEGRADATION SAMPLE AND GRAPHIC REPORT

Report Date: 05/04/2012 08:11

Datafile Analyzed: //Svecd04/DD/chem/smsd03.i/S3050412.b/DFTPP1.D
DFTPP TUNE/TAILING FACTOR/DEGRADATION SAMPLE AND GRAPHIC REPORT

Report Date: 05/07/2012 17:47

Datafile Analyzed: //Svecd04/DD/chem/smsd03.i/S3050412.b/DFTPP1.D
DFTPP TUNE/TAILING FACTOR/DEGRADATION SAMPLE AND GRAPHIC REPORT

Report Date: 05/07/2012 18:09

Datafile Analyzed: //Svecd04/DD/chem/smsd03.i/S3050412.b/DFTPP1.D
DFTPP TUNE/TAILING FACTOR/DEGRADATION SAMPLE AND GRAPHIC REPORT

Report Date: 05/09/2012 18:10

Datafile Analyzed: //Svecd04/DD/chem/smsd03.i/S3050412.b/DFTPP1.D

PEL Laboratories, Inc.

Data file : \\Svecd04\DD\chem\smsd03.i\S3050412.b\8270CCV1.D
Lab Smp Id: 45924 Client Smp ID: 8270CCV1
Inj Date : 04-MAY-2012 08:13 MS Autotune Date: 12-SEP-2011 18:58
Operator : PEL Inst ID: smsd03.i
Smp Info : 45924
Misc Info :
Comment :
Method : \\Svecd04\DD\chem\smsd03.i\S3050412.b\8270bcs.m
Meth Date : 07-May-2012 17:35 mjacobs Quant Type: ISTD
Cal Date : 23-APR-2012 18:17 Cal File: AP9CAL4.D
Als bottle: 1 Continuing Calibration Sample
Dil Factor: 1.00000
Integrator: HP Genie Compound Sublist: 8270caln.sub
Target Version: 4.14 Sample Matrix: WATER

Concentration Formula: Amt * DF * (1/(Vo/1000))*Vf * CpndVariable

Name	Value	Description
DF	1.000	Dilution Factor
Vo	1000.000	Volume of sample extracted (mL)
Vf	1.000	Final Volume
Cpnd Variable		Local Compound Variable

RT	EXP RT	REL RT	MASS	RESPONSE	AMOUNTS CAL-AMT (ug/ml)	AMOUNTS ON-COL (ug/ml)	TARGET RANGE	RATIO
2 Pyridine						CAS #: 110-86-1		
2.278	2.278	(0.523)	79	531189	45.0000	48.5	80.00- 120.00	100.00
2.278	2.278	(0.523)	52	201524			7.94- 67.94	37.94
M 16 Cresols (Total)						CAS #: 1319-77-3		
				873854	90.0000			(a)
1 N-Nitrosodimethylamine						CAS #: 62-75-9		
2.238	2.238	(0.514)	42	265840	45.0000	53.7	80.00- 120.00	100.00
2.238	2.238	(0.514)	74	343781			99.32- 159.32	129.32
2.236	2.238	(0.514)	44	9320			0.00- 33.51	3.51
$ 6 2-Fluorophenol (SURR)						CAS #: 367-12-4		
3.279	3.279	(0.753)	112	764229	90.0000	90.7	80.00- 120.00	100.00
3.279	3.279	(0.753)	64	490266			34.15- 94.15	64.15
$ 11 Phenol-d5 (SURR)						CAS #: 4165-62-2		
4.040	4.040	(0.928)	99	1025820	90.0000	90.8	80.00- 120.00	100.00
4.040	4.040	(0.928)	42	211756			0.00- 50.64	20.64
4.040	4.040	(0.928)	71	585300			27.06- 87.06	57.06
13 Phenol						CAS #: 108-95-2		
4.051	4.051	(0.931)	94	573926	45.0000	44.8	80.00- 120.00	100.00

RT	EXP RT	REL RT	MASS	RESPONSE	AMOUNTS CAL-AMT (ug/ml)	AMOUNTS ON-COL (ug/ml)	TARGET RANGE	RATIO
13 Phenol (continued)								
4.051	4.051	(0.931)	65	233589			10.70- 70.70	40.70
4.050	4.051	(0.930)	66	410860			41.59- 101.59	71.59
10 Aniline						CAS #: 62-53-3		
4.073	4.073	(0.936)	93	574606	45.0000	42.3	80.00- 120.00	100.00
4.072	4.073	(0.936)	65	126770			0.00- 52.06	22.06
4.073	4.073	(0.936)	66	241901			12.10- 72.10	42.10
14 Bis(2-Chloroethyl)ether						CAS #: 111-44-4		
4.117	4.117	(0.946)	93	366705	45.0000	45.5	80.00- 120.00	100.00
4.117	4.117	(0.946)	63	261218			41.23- 101.23	71.23
4.117	4.117	(0.946)	95	115429			1.48- 61.48	31.48
15 2-Chlorophenol						CAS #: 95-57-8		
4.179	4.179	(0.960)	128	381144	45.0000	45.2	80.00- 120.00	100.00
4.178	4.179	(0.960)	64	205292			23.86- 83.86	53.86
4.179	4.179	(0.960)	130	127490			3.45- 63.45	33.45
17 1,3-Dichlorobenzene						CAS #: 541-73-1		
4.306	4.306	(0.989)	146	474696	45.0000	45.9	80.00- 120.00	100.00
4.306	4.306	(0.989)	148	312462			35.82- 95.82	65.82
4.305	4.306	(0.989)	111	214447			15.18- 75.18	45.18
* 18 1,4-Dichlorobenzene-d4						CAS #: 3855-82-1		
4.353	4.352	(1.000)	152	291525	40.0000		80.00- 120.00	100.00
4.353	4.352	(1.000)	115	183388			31.12- 91.12	62.91
4.353	4.352	(1.000)	150	489869			117.02- 177.02	168.04
19 1,4-Dichlorobenzene						CAS #: 106-46-7		
4.368	4.368	(1.003)	146	492577	45.0000	45.2	80.00- 120.00	100.00
4.368	4.368	(1.003)	148	335325			38.08- 98.08	68.08
4.367	4.368	(1.003)	111	219113			14.48- 74.48	44.48
21 Benzyl alcohol						CAS #: 100-51-6		
4.473	4.473	(1.028)	108	264739	45.0000	45.8	80.00- 120.00	100.00
4.473	4.473	(1.028)	79	494155			156.66- 216.66	186.66
4.473	4.473	(1.028)	77	347840			101.39- 161.39	131.39
20 1,2-Dichlorobenzene						CAS #: 95-50-1		
4.504	4.504	(1.035)	146	456454	45.0000	46.0	80.00- 120.00	100.00
4.505	4.504	(1.035)	148	300858			35.91- 95.91	65.91
4.504	4.504	(1.035)	111	210288			16.07- 76.07	46.07
22 2-Methylphenol						CAS #: 95-48-7		
4.573	4.573	(1.050)	107	343820	45.0000	45.0	80.00- 120.00	100.00
4.573	4.573	(1.051)	108	378075			79.96- 139.96	109.96
4.574	4.573	(1.051)	79	305461			58.84- 118.84	88.84
23 2,2'-oxybis(1-chloropropane)						CAS #: 108-60-1		
4.584	4.584	(1.053)	45	234071	45.0000	41.6	80.00- 120.00	100.00
4.574	4.584	(1.051)	77	351031			119.97- 179.97	149.97
4.584	4.584	(1.053)	121	127896			24.64- 84.64	54.64

RT	EXP RT	REL RT	MASS	RESPONSE	AMOUNTS CAL-AMT (ug/ml)	AMOUNTS ON-COL (ug/ml)	TARGET RANGE	RATIO
28 4-Methylphenol						CAS #: 106-44-5		
4.711	4.711	(1.082)	107	530034	45.0000	48.0	80.00- 120.00	100.00
4.711	4.711	(1.082)	108	416998			48.67- 108.67	78.67
4.711	4.711	(1.082)	79	177448			3.48- 63.48	33.48
26 N-Nitrosodinpropylamine						CAS #: 621-64-7		
4.707	4.707	(1.081)	70	420936	45.0000	49.0	80.00- 120.00	100.00
4.707	4.707	(1.081)	42	166882			9.65- 69.65	39.65
4.708	4.707	(1.082)	130	76821			0.00- 48.25	18.25
30 Hexachloroethane						CAS #: 67-72-1		
4.806	4.806	(1.104)	117	193133	45.0000	44.9	80.00- 120.00	100.00
4.807	4.806	(1.104)	201	241267			94.92- 154.92	124.92
4.807	4.806	(1.104)	199	147695			46.47- 106.47	76.47
$ 31 Nitrobenzene-d5 (SURR)						CAS #: 4165-60-0		
4.851	4.851	(0.879)	82	621729	45.0000	48.6	80.00- 120.00	100.00
4.851	4.851	(0.880)	128	198012			1.85- 61.85	31.85
4.850	4.851	(0.879)	54	234351			7.69- 67.69	37.69
32 Nitrobenzene						CAS #: 98-95-3		
4.868	4.868	(0.883)	77	596565	45.0000	47.4	80.00- 120.00	100.00
4.868	4.868	(0.883)	123	189586			1.78- 61.78	31.78
4.868	4.868	(0.883)	65	93578			0.00- 45.69	15.69
34 Isophorone						CAS #: 78-59-1		
5.084	5.084	(0.922)	82	740914	45.0000	48.3	80.00- 120.00	100.00
5.084	5.084	(0.922)	138	111139			0.00- 45.00	15.00
5.084	5.084	(0.922)	95	68580			0.00- 39.26	9.26
35 2-Nitrophenol						CAS #: 88-75-5		
5.160	5.160	(0.936)	139	219638	45.0000	47.1	80.00- 120.00	100.00
5.159	5.160	(0.935)	65	165119			45.18- 105.18	75.18
5.159	5.160	(0.935)	109	123674			26.31- 86.31	56.31
36 2,4-Dimethylphenol						CAS #: 105-67-9		
5.198	5.198	(0.942)	122	324060	45.0000	45.2	80.00- 120.00	100.00
5.198	5.198	(0.942)	107	455990			110.71- 170.71	140.71
5.198	5.198	(0.942)	121	189250			28.40- 88.40	58.40
38 Bis(2-Chloroethoxy)methane						CAS #: 111-91-1		
5.278	5.278	(0.957)	93	481934	45.0000	46.3	80.00- 120.00	100.00
5.278	5.278	(0.957)	95	158480			2.88- 62.88	32.88
5.278	5.278	(0.957)	123	55457			0.00- 41.51	11.51
40 Benzoic Acid						CAS #: 65-85-0		
5.313	5.313	(0.963)	122	230450	45.0000	46.4	80.00- 120.00	100.00
5.312	5.313	(0.963)	105	333199			114.59- 174.59	144.59
5.311	5.313	(0.963)	77	329136			112.82- 172.82	142.82
41 2,4-Dichlorophenol						CAS #: 120-83-2		
5.389	5.389	(0.977)	162	409154	45.0000	48.3	80.00- 120.00	100.00
5.389	5.389	(0.977)	164	274130			37.00- 97.00	67.00

RT	EXP RT	REL RT	MASS	RESPONSE	AMOUNTS CAL-AMT (ug/ml)	AMOUNTS ON-COL (ug/ml)	TARGET RANGE	RATIO
41 2,4-Dichlorophenol (continued)								
5.388	5.389	(0.977)	98	135901			3.22- 63.22	33.22
42 1,2,4-Trichlorobenzene						CAS #: 120-82-1		
5.461	5.461	(0.990)	180	502673	45.0000	47.5	80.00- 120.00	100.00
5.461	5.461	(0.990)	182	482664			66.02- 126.02	96.02
5.460	5.461	(0.990)	145	134050			0.00- 56.67	26.67
* 43 Naphthalene-d8						CAS #: 1146-65-2		
5.516	5.513	(1.000)	136	946773	40.0000		80.00- 120.00	100.00
5.515	5.513	(1.000)	68	51792			0.00- 35.11	5.47
44 Naphthalene						CAS #: 91-20-3		
5.535	5.535	(1.004)	128	1134869	45.0000	46.7	80.00- 120.00	100.00
5.535	5.535	(1.004)	129	124587			0.00- 40.98	10.98
5.535	5.535	(1.004)	127	153150			0.00- 43.27	13.49
45 4-Chloroaniline						CAS #: 106-47-8		
5.589	5.589	(1.013)	127	450807	45.0000	44.1	80.00- 120.00	100.00
5.589	5.589	(1.013)	129	141479			1.38- 61.38	31.38
5.588	5.589	(1.013)	65	197334			13.77- 73.77	43.77
48 Hexachlorobutadiene						CAS #: 87-68-3		
5.652	5.652	(1.025)	225	405722	45.0000	50.2	80.00- 120.00	100.00
5.651	5.652	(1.025)	223	250330			31.70- 91.70	61.70
5.652	5.652	(1.025)	227	256071			33.11- 93.11	63.11
51 4-Chloro-3-methylphenol						CAS #: 59-50-7		
6.058	6.058	(1.098)	107	398157	45.0000	48.8	80.00- 120.00	100.00
6.059	6.058	(1.099)	144	99996			0.00- 55.11	25.11
6.059	6.058	(1.098)	142	291075			43.11- 103.11	73.11
53 2-Methylnaphthalene						CAS #: 91-57-6		
6.194	6.194	(1.123)	142	819139	45.0000	46.3	80.00- 120.00	100.00
6.194	6.194	(1.123)	141	734400			59.66- 119.66	89.66
54 1-Methylnaphthalene						CAS #: 90-12-0		
6.291	6.291	(1.141)	142	756800	45.0000	47.1	80.00- 120.00	100.00
6.291	6.291	(1.140)	141	682150			60.14- 120.14	90.14
55 Hexachlorocyclopentadiene						CAS #: 77-47-4		
6.350	6.350	(0.881)	237	495174	45.0000	46.4	80.00- 120.00	100.00
6.350	6.350	(0.881)	235	303017			31.19- 91.19	61.19
6.351	6.350	(0.881)	272	66899			0.00- 43.51	13.51
57 2,4,6-Trichlorophenol						CAS #: 88-06-2		
6.474	6.474	(0.898)	196	363955	45.0000	43.2	80.00- 120.00	100.00
6.474	6.474	(0.898)	198	358185			68.41- 128.41	98.41
6.474	6.474	(0.898)	200	121928			3.50- 63.50	33.50
58 2,4,5-Trichlorophenol						CAS #: 95-95-4		
6.514	6.514	(0.903)	196	412686	45.0000	53.0	80.00- 120.00	100.00
6.514	6.514	(0.904)	198	379855			62.04- 122.04	92.04

RT	EXP RT	REL RT	MASS	RESPONSE	AMOUNTS CAL-AMT (ug/ml)	AMOUNTS ON-COL (ug/ml)	TARGET RANGE	RATIO
58 2,4,5-Trichlorophenol (continued)								
6.513	6.514	(0.903)	97	221617			23.70- 83.70	53.70
$ 59 2-Fluorobiphenyl (SURR)						CAS #: 321-60-8		
6.550	6.550	(0.908)	172	1224979	45.0000	46.8	80.00- 120.00	100.00
6.550	6.550	(0.908)	171	426672			4.83- 64.83	34.83
62 2-Chloronaphthalene						CAS #: 91-58-7		
6.667	6.667	(0.925)	162	913353	45.0000	46.0	80.00- 120.00	100.00
6.668	6.667	(0.925)	164	312951			4.26- 64.26	34.26
6.667	6.667	(0.925)	127	358156			9.21- 69.21	39.21
63 2-Nitroaniline						CAS #: 88-74-4		
6.774	6.774	(0.940)	65	329940	45.0000	48.3	80.00- 120.00	100.00
6.774	6.774	(0.940)	92	194801			29.04- 89.04	59.04
6.775	6.774	(0.940)	138	264420			50.14- 110.14	80.14
65 Dimethylphthalate						CAS #: 131-11-3		
6.948	6.948	(0.964)	163	1088844	45.0000	47.8	80.00- 120.00	100.00
6.949	6.948	(0.964)	194	63622			0.00- 35.84	5.84
6.948	6.948	(0.964)	164	115123			0.00- 40.55	10.57
68 Acenaphthylene						CAS #: 208-96-8		
7.072	7.072	(0.981)	152	1379761	45.0000	47.0	80.00- 120.00	100.00
7.072	7.072	(0.981)	151	275252			0.00- 49.95	19.95
7.071	7.072	(0.981)	153	187069			0.00- 43.56	13.56
67 2,6-Dinitrotoluene						CAS #: 606-20-2		
7.009	7.009	(0.972)	165	244823	45.0000	47.5	80.00- 120.00	100.00
7.008	7.009	(0.972)	89	196557			50.29- 110.29	80.29
7.008	7.009	(0.972)	63	190728			47.90- 107.90	77.90
69 3-Nitroaniline						CAS #: 99-09-2		
7.179	7.179	(0.996)	138	213444	45.0000	46.6	80.00- 120.00	100.00
7.179	7.179	(0.996)	108	23579			0.00- 41.05	11.05
7.178	7.179	(0.996)	92	281059			101.68- 161.68	131.68
* 70 Acenaphthene-d10						CAS #: 15067-26-2		
7.210	7.208	(1.000)	164	676544	40.0000		80.00- 120.00	100.00
7.210	7.208	(1.000)	162	642444			66.36- 126.36	94.96
7.210	7.208	(1.000)	160	298191			14.03- 74.03	44.08
71 Acenaphthene						CAS #: 83-32-9		
7.242	7.242	(1.004)	154	817353	45.0000	45.9	80.00- 120.00	100.00
7.242	7.242	(1.004)	153	897046			79.75- 139.75	109.75
7.242	7.242	(1.004)	152	432613			22.93- 82.93	52.93
72 2,4-Dinitrophenol						CAS #: 51-28-5		
7.277	7.277	(1.009)	184	156853	45.0000	46.3	80.00- 120.00	100.00
7.276	7.277	(1.009)	63	131090			53.58- 113.58	83.58
7.277	7.277	(1.009)	154	108487			39.16- 99.16	69.16
74 4-Nitrophenol						CAS #: 100-02-7		
7.365	7.365	(1.022)	109	252967	45.0000	50.9	80.00- 120.00	100.00

```
                                          AMOUNTS
                                        CAL-AMT   ON-COL
  RT   EXP RT   REL RT   MASS  RESPONSE (ug/ml)  (ug/ml)   TARGET RANGE    RATIO
 ==== ======== ========  ====  ======== =======  =======   ============    =====

   74 4-Nitrophenol (continued)
7.366    7.365 ( 1.022)   139    172275                    38.10-  98.10    68.10
7.365    7.365 ( 1.022)    65    245693                    67.12- 127.12    97.12
--------------------------------------------------------------------------------
   75 Dibenzofuran                                  CAS #: 132-64-9
7.410    7.410 ( 1.028)   168   1390899 45.0000     48.0  80.00- 120.00   100.00
7.410    7.410 ( 1.028)   139    565863                    10.68-  70.68    40.68
--------------------------------------------------------------------------------
   76 2,4-Dinitrotoluene                            CAS #: 121-14-2
7.403    7.403 ( 1.027)   165    346260 45.0000     47.9  80.00- 120.00   100.00
7.404    7.403 ( 1.027)    63    310700                    59.73- 119.73    89.73
7.403    7.403 ( 1.027)    89    370901                    77.12- 137.12   107.12
--------------------------------------------------------------------------------
   80 Diethylphthalate                              CAS #: 84-66-2
7.637    7.637 ( 1.059)   149   1020052 45.0000     48.5  80.00- 120.00   100.00
7.638    7.637 ( 1.059)   177    238145                     0.00-  53.35    23.35
7.637    7.637 ( 1.059)   150    134504                     0.00-  43.19    13.19
--------------------------------------------------------------------------------
   81 Fluorene                                      CAS #: 86-73-7
7.745    7.745 ( 1.074)   166   1244235 45.0000     49.6  80.00- 120.00   100.00
7.745    7.745 ( 1.074)   165   1156824                    62.97- 122.97    92.97
7.745    7.745 ( 1.074)   167    177890                     0.00-  44.30    14.30
--------------------------------------------------------------------------------
   82 4-Chlorophenyl-phenylether                    CAS #: 7005-72-3
7.744    7.744 ( 1.074)   204    738517 45.0000     49.1  80.00- 120.00   100.00
7.744    7.744 ( 1.074)   206    253421                     4.31-  64.31    34.31
7.743    7.744 ( 1.074)   141    406013                    24.98-  84.98    54.98
--------------------------------------------------------------------------------
   84 4-Nitroaniline                                CAS #: 100-01-6
7.782    7.782 ( 1.079)   138    172449 45.0000     43.5  80.00- 120.00   100.00
7.781    7.782 ( 1.079)    92    119828                    39.49-  99.49    69.49
7.781    7.782 ( 1.079)   108    290656                   138.55- 198.55   168.55
--------------------------------------------------------------------------------
   85 4,6-Dinitro-2-methylphenol                    CAS #: 534-52-1
7.805    7.805 ( 0.901)   198    256510 45.0000     45.0  80.00- 120.00   100.00
7.803    7.805 ( 0.901)    51     83103                     2.40-  62.40    32.40
7.804    7.805 ( 0.901)   105     92752                     6.16-  66.16    36.16
--------------------------------------------------------------------------------
   86 N-Nitrosodiphenylamine                        CAS #: 86-30-6
7.863    7.863 ( 0.908)   169    702934 45.0000     42.6  80.00- 120.00   100.00
7.863    7.863 ( 0.908)   168    462757                    35.83-  95.83    65.83
7.863    7.863 ( 0.908)   167    251943                     5.84-  65.84    35.84
--------------------------------------------------------------------------------
   87 1,2-Diphenylhydrazine                         CAS #: 122-66-7
7.900    7.900 ( 1.096)    77   1176876 45.0000     48.6  80.00- 120.00   100.00
7.900    7.900 ( 1.096)   105    149833                     0.00-  42.73    12.73
7.901    7.900 ( 1.096)   182    301438                     0.00-  55.61    25.61
--------------------------------------------------------------------------------
$  88 2,4,6-Tribromophenol (SURR)                   CAS #: 118-79-6
7.987    7.987 ( 1.108)   330    463577 90.0000     98.1  80.00- 120.00   100.00
7.987    7.987 ( 1.108)   332    447467                    66.52- 126.52    96.52
7.985    7.987 ( 1.107)   141    187962                    10.55-  70.55    40.55
--------------------------------------------------------------------------------
```

RT	EXP RT	REL RT	MASS	RESPONSE	AMOUNTS CAL-AMT (ug/ml)	AMOUNTS ON-COL (ug/ml)	TARGET RANGE	RATIO
93 4-Bromophenylphenylether						CAS #: 101-55-3		
8.222	8.222	(0.949)	248	434243	45.0000	45.4	80.00- 120.00	100.00
8.223	8.222	(0.949)	250	419710			66.65- 126.65	96.65
8.221	8.222	(0.949)	141	279561			34.38- 94.38	64.38
94 Hexachlorobenzene						CAS #: 118-74-1		
8.290	8.290	(0.957)	284	493075	45.0000	44.8	80.00- 120.00	100.00
8.289	8.290	(0.957)	142	161256			2.70- 62.70	32.70
8.290	8.290	(0.957)	249	156154			1.67- 61.67	31.67
96 Pentachlorophenol						CAS #: 87-86-5		
8.487	8.487	(0.979)	266	314056	45.0000	48.6	80.00- 120.00	100.00
8.486	8.487	(0.979)	264	198954			33.35- 93.35	63.35
8.487	8.487	(0.979)	268	201994			34.32- 94.32	64.32
* 100 Phenanthrene-d10						CAS #: 1517-22-2		
8.665	8.665	(1.000)	188	1308712	40.0000		80.00- 120.00	100.00
8.664	8.665	(1.000)	94	77764			0.00- 36.25	5.94
8.664	8.665	(1.000)	80	94302			0.00- 37.67	7.21
101 Phenanthrene						CAS #: 85-01-8		
8.688	8.688	(1.003)	178	1554109	45.0000	46.1	80.00- 120.00	100.00
8.688	8.688	(1.003)	179	248358			0.00- 45.98	15.98
8.688	8.688	(1.003)	176	315647			0.00- 50.31	20.31
103 Anthracene						CAS #: 120-12-7		
8.738	8.738	(1.008)	178	1555219	45.0000	46.3	80.00- 120.00	100.00
8.738	8.738	(1.008)	179	250540			0.00- 46.11	16.11
8.738	8.738	(1.008)	176	303971			0.00- 49.55	19.55
104 Carbazole						CAS #: 86-74-8		
8.900	8.900	(1.027)	167	1268871	45.0000	45.4	80.00- 120.00	100.00
8.900	8.900	(1.027)	139	174168			0.00- 43.73	13.73
8.899	8.900	(1.027)	83	72353			0.00- 35.70	5.70
105 Di-n-butylphthalate						CAS #: 84-74-2		
9.235	9.235	(1.066)	149	1672692	45.0000	47.4	80.00- 120.00	100.00
9.235	9.235	(1.066)	150	169257			0.00- 40.12	10.12
9.234	9.235	(1.066)	104	139241			0.00- 38.32	8.32
109 Fluoranthene						CAS #: 206-44-0		
9.856	9.856	(1.137)	202	1820720	45.0000	47.1	80.00- 120.00	100.00
9.855	9.856	(1.137)	101	115474			0.00- 36.34	6.34
9.855	9.856	(1.137)	203	332043			0.00- 48.24	18.24
111 Pyrene						CAS #: 129-00-0		
10.079	10.079	(0.895)	202	1981225	45.0000	43.4	80.00- 120.00	100.00
10.079	10.079	(0.895)	200	444481			0.00- 52.43	22.43
10.079	10.079	(0.895)	203	383534			0.00- 49.36	19.36
$ 112 Terphenyl-d14 (SURR)						CAS #: 1718-51-0		
10.228	10.228	(0.908)	244	1919221	45.0000	44.3	80.00- 120.00	100.00
10.227	10.228	(0.908)	122	115204			0.00- 36.00	6.00

```
                                          AMOUNTS
                                        CAL-AMT   ON-COL
  RT   EXP RT   REL RT   MASS  RESPONSE (ug/ml)  (ug/ml)   TARGET RANGE    RATIO
 ==== ======== ========  ====  ======== =======  =======   ============    =====

$ 112 Terphenyl-d14 (SURR) (continued)
10.228  10.228 ( 0.908)   212    156635                     0.00-  38.16     8.16
-------------------------------------------------------------------------------
  118 Butylbenzylphthalate                          CAS #: 85-68-7
10.705  10.705 ( 0.950)   149    860426 45.0000     43.6  80.00- 120.00   100.00
10.705  10.705 ( 0.950)    91    699617                  51.31- 111.31    81.31
10.706  10.705 ( 0.951)   206    220275                     0.00-  55.60    25.60
-------------------------------------------------------------------------------
  120 Benzo[a]anthracene                            CAS #: 56-55-3
11.253  11.253 ( 0.999)   228   2504865 45.0000     43.5  80.00- 120.00   100.00
11.252  11.253 ( 0.999)   229    535266                     0.00-  51.37    21.37
11.253  11.253 ( 0.999)   226    710685                     0.00-  58.37    28.37
-------------------------------------------------------------------------------
* 121 Chrysene-d12                                  CAS #: 1719-03-5
11.263  11.259 ( 1.000)   240   2294855 40.0000          80.00- 120.00   100.00
11.261  11.259 ( 1.000)   120    136777                     0.00-  34.90     5.96
11.264  11.259 ( 1.000)   236    626238                     0.00-  56.56    27.29
-------------------------------------------------------------------------------
  123 Chrysene                                      CAS #: 218-01-9
11.289  11.289 ( 1.002)   228   2164541 45.0000     42.8  80.00- 120.00   100.00
11.289  11.289 ( 1.002)   226    683184                     1.56-  61.56    31.56
11.289  11.289 ( 1.002)   229    463090                     0.00-  51.39    21.39
-------------------------------------------------------------------------------
  124 Bis-2-Ethylhexylphthalate                     CAS #: 117-81-7
11.260  11.260 ( 1.000)   149   1616712 45.0000     47.4  80.00- 120.00   100.00
11.260  11.260 ( 1.000)   167    512639                     1.71-  61.71    31.71
11.261  11.260 ( 1.000)   279    155441                     0.00-  39.61     9.61
-------------------------------------------------------------------------------
  125 Di-n-octylphthalate                           CAS #: 117-84-0
11.859  11.859 ( 0.943)   149   1988872 45.0000     48.7  80.00- 120.00   100.00
11.859  11.859 ( 0.943)   167     34858                     0.00-  31.75     1.75
11.858  11.859 ( 0.943)    43    172503                     0.00-  38.67     8.67
-------------------------------------------------------------------------------
  127 Benzo[b]fluoranthene                          CAS #: 205-99-2
12.239  12.239 ( 0.973)   252   2479048 45.0000     49.2  80.00- 120.00   100.00
12.239  12.239 ( 0.973)   253    579159                     0.00-  53.36    23.36
12.237  12.239 ( 0.973)   125    110838                     0.00-  34.47     4.47
-------------------------------------------------------------------------------
  128 Benzo[k]fluoranthene                          CAS #: 207-08-9
12.263  12.263 ( 0.975)   252   2362525 45.0000     46.7  80.00- 120.00   100.00
12.263  12.263 ( 0.975)   253    565163                     0.00-  53.92    23.92
12.262  12.263 ( 0.975)   125    111588                     0.00-  34.72     4.72
-------------------------------------------------------------------------------
  129 Benzo[a]pyrene                                CAS #: 50-32-8
12.527  12.527 ( 0.996)   252   2308282 45.0000     46.9  80.00- 120.00   100.00
12.527  12.527 ( 0.996)   253    539497                     0.00-  53.37    23.37
12.526  12.527 ( 0.996)   125    115397                     0.00-  35.00     5.00
-------------------------------------------------------------------------------
* 130 Perylene-d12                                  CAS #: 1520-96-3
12.578  12.576 ( 1.000)   264   1894847 40.0000          80.00- 120.00   100.00
12.578  12.576 ( 1.000)   260    473979                     0.00-  54.67    25.01
12.578  12.576 ( 1.000)   265    444350                     0.00-  53.09    23.45
-------------------------------------------------------------------------------
```

RT	EXP RT	REL RT	MASS	RESPONSE	AMOUNTS CAL-AMT (ug/ml)	AMOUNTS ON-COL (ug/ml)	TARGET RANGE	RATIO
133 Indeno[1,2,3-cd]pyrene						CAS #: 193-39-5		
13.614	13.614	(1.082)	276	2843078	45.0000	46.4	80.00- 120.00	100.00
13.614	13.614	(1.082)	138	324792			0.00- 41.42	11.42
13.614	13.614	(1.082)	277	763491			0.00- 56.85	26.85
134 Dibenz[a,h]anthracene						CAS #: 53-70-3		
13.619	13.619	(1.083)	278	2495584	45.0000	46.6	80.00- 120.00	100.00
13.617	13.619	(1.083)	139	179024			0.00- 37.17	7.17
13.619	13.619	(1.083)	279	619087			0.00- 54.81	24.81
135 Benzo[g,h,i]perylene						CAS #: 191-24-2		
13.908	13.908	(1.106)	276	2070950	45.0000	44.2	80.00- 120.00	100.00
13.907	13.908	(1.106)	138	186570			0.00- 39.01	9.01
13.907	13.908	(1.106)	277	519433			0.00- 55.08	25.08

QC Flag Legend

a - Target compound detected but, quantitated amount
Below Limit Of Quantitation(BLOQ).

Data File: \\Svecd04\DD\chem\smsd03.i\S3050412.b\8270CCV1.D
Date : 04-MAY-2012 08:13
Client ID: 8270CCV1
Sample Info: 45924
Purge Volume: 1000.0
Column phase: HPMS-5

Instrument: smsd03.i
Operator: PEL
Column diameter: 0.25

2469

3505892

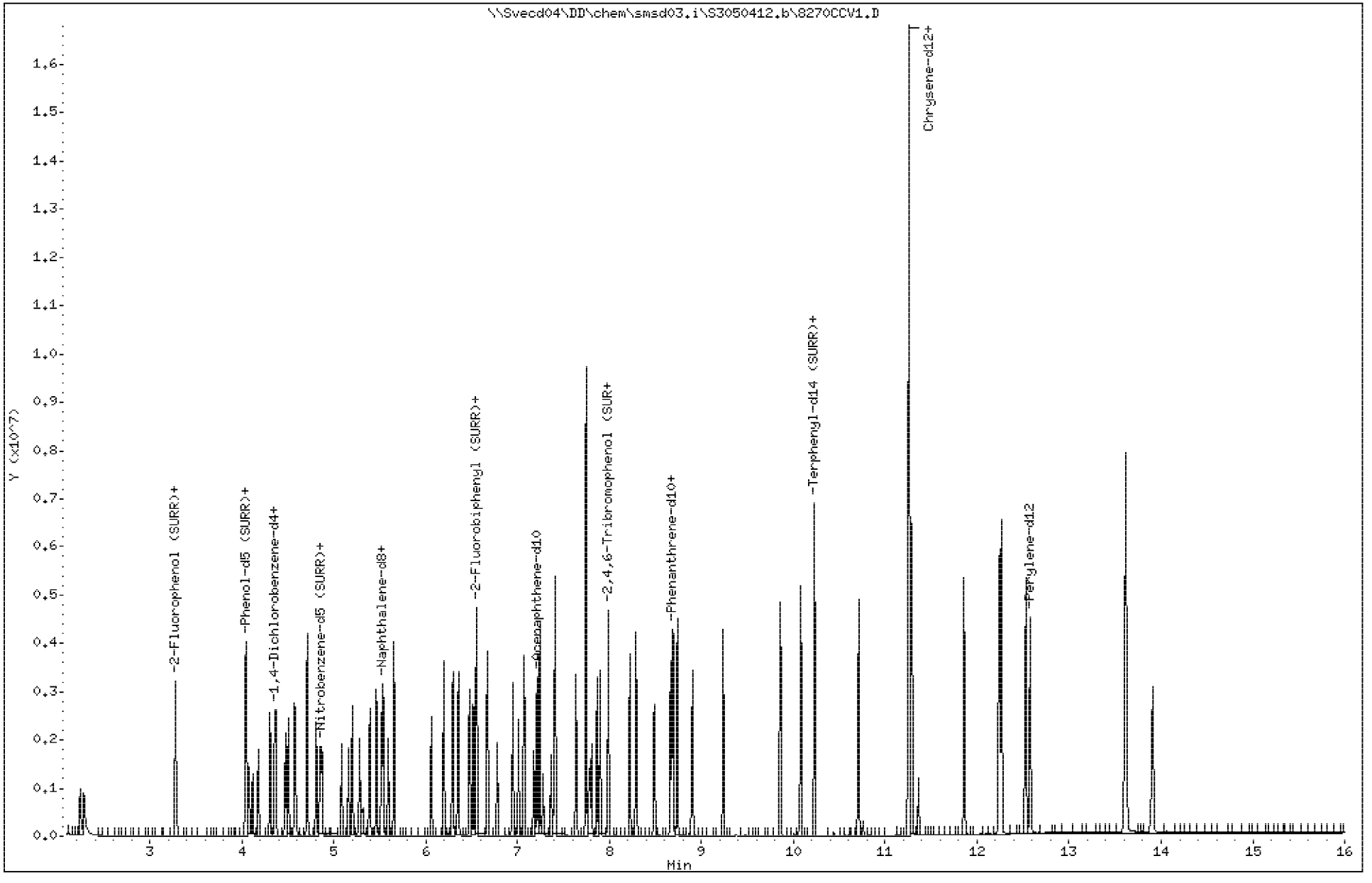

Data File: \\Svecd04\DD\chem\smsd03.i\S3050412.b\8270CCV1.D

Date : 04-MAY-2012 08:13

Client ID: 8270CCV1 Instrument: smsd03.i

Sample Info: 45924

Purge Volume: 1000.0 Operator: PEL

Column phase: HPMS-5 Column diameter: 0.25

2 Pyridine Concentration: 48.5 ug/l

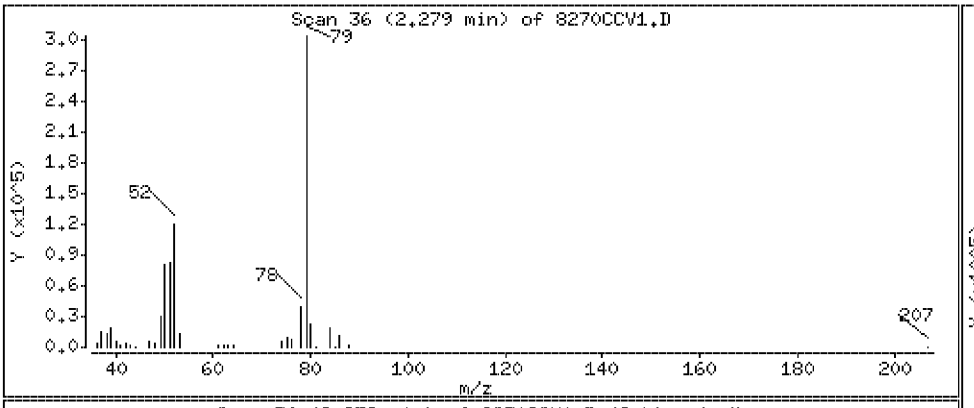

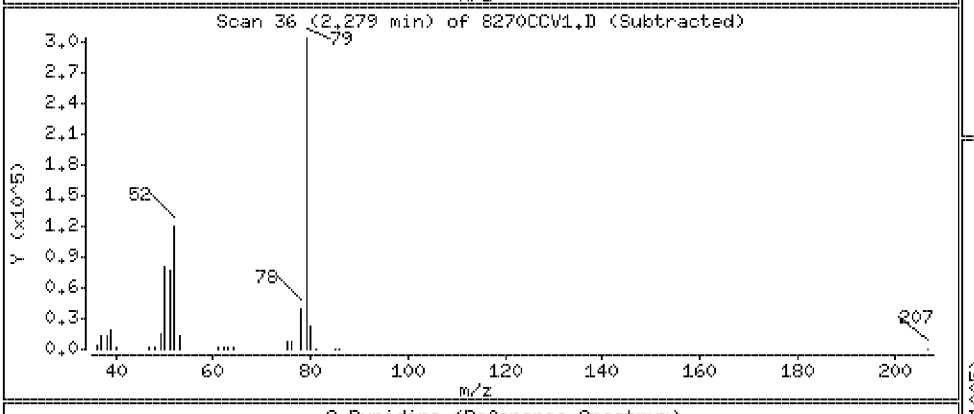

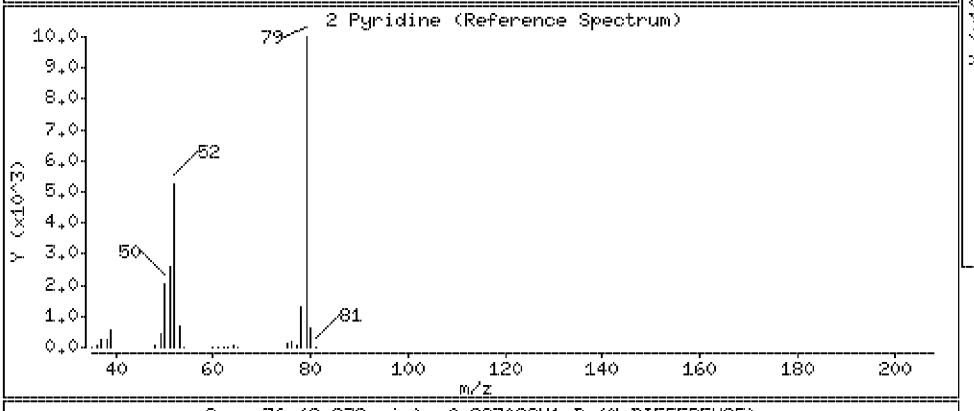

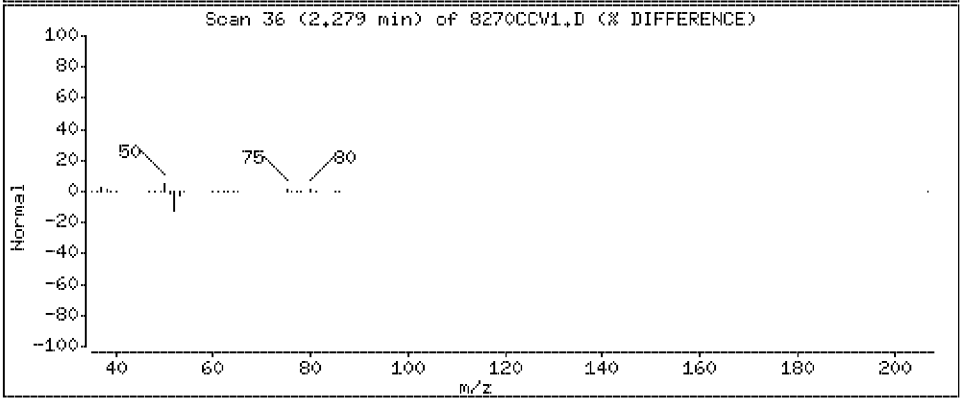

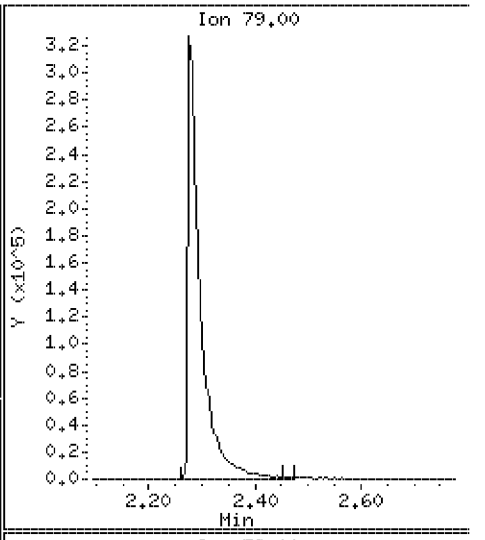

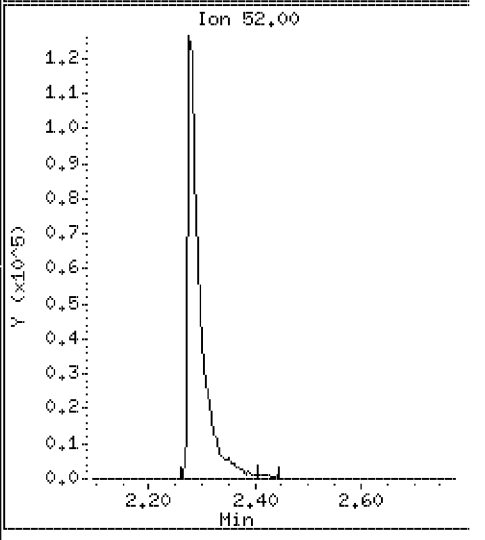

Data File: \\Svecd04\DD\chem\smsd03.i\S3050412.b\8270CCV1.D

Date : 04-MAY-2012 08:13

Client ID: 8270CCV1

Instrument: smsd03.i

Sample Info: 45924

Purge Volume: 1000.0

Operator: PEL

Column phase: HPMS-5

Column diameter: 0.25

1 N-Nitrosodimethylamine

Concentration: 53.7 ug/l

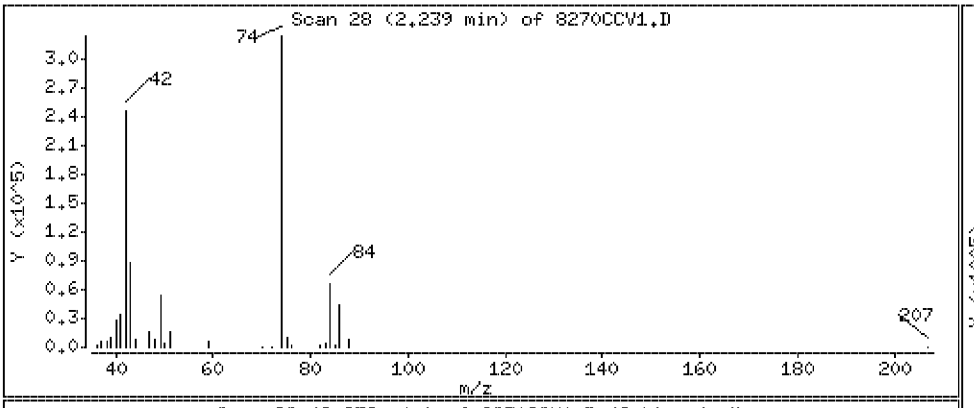

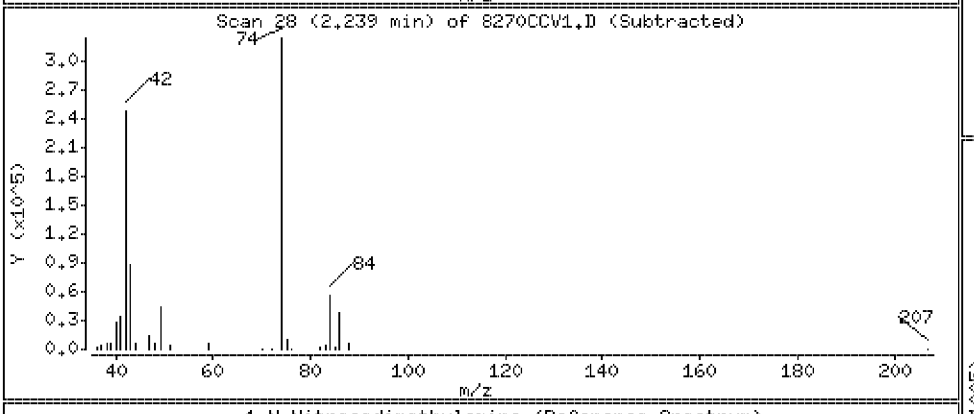

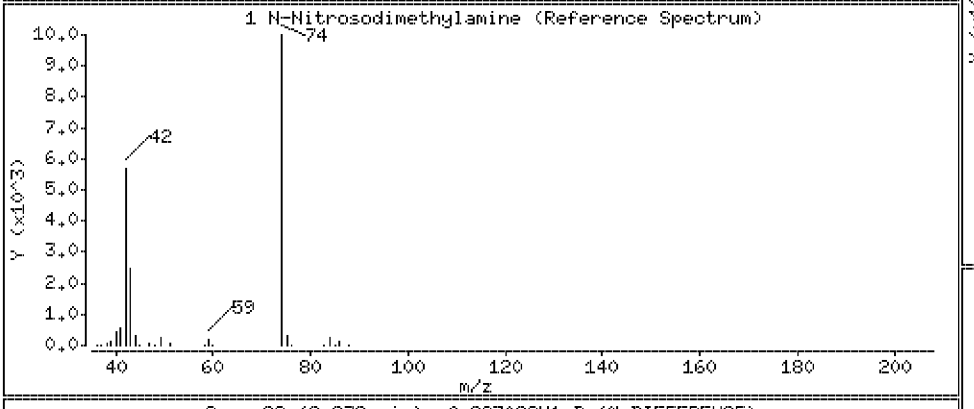

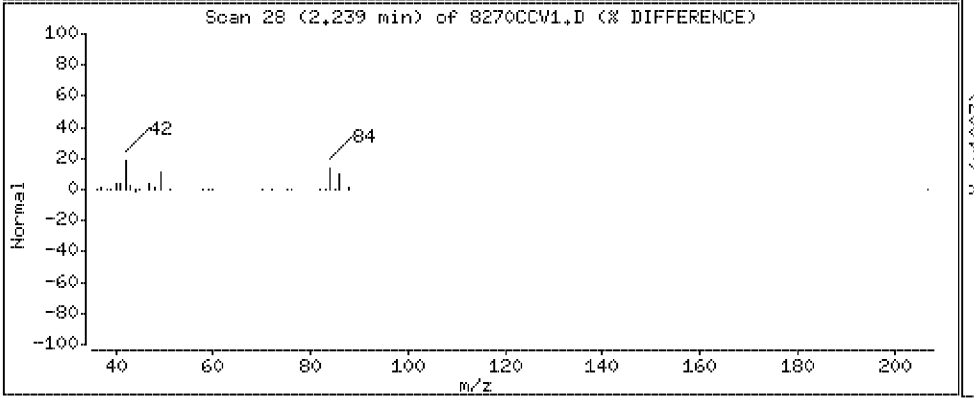

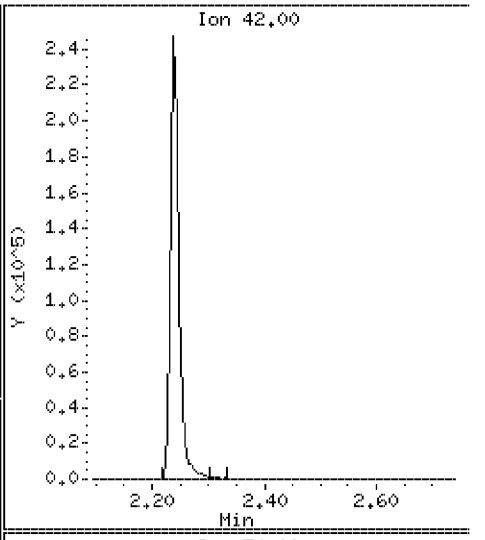

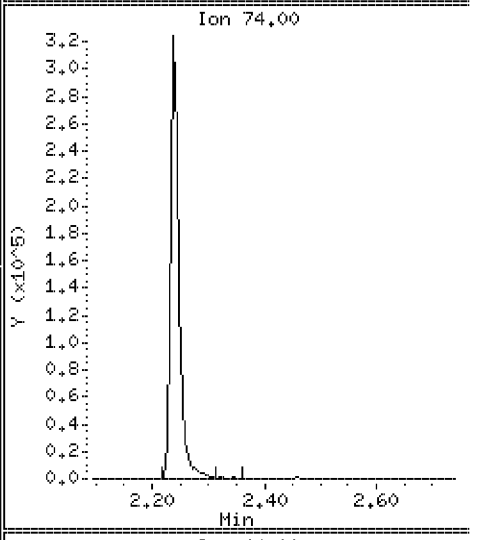

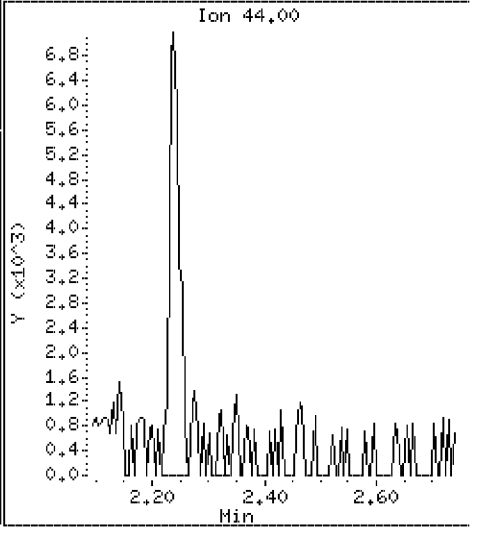

Data File: \\Svecd04\DD\chem\smsd03.i\S3050412.b\8270CCV1.D

Date : 04-MAY-2012 08:13

Client ID: 8270CCV1 Instrument: smsd03.i

Sample Info: 45924

Purge Volume: 1000.0 Operator: PEL

Column phase: HPMS-5 Column diameter: 0.25

13 Phenol Concentration: 44.8 ug/l

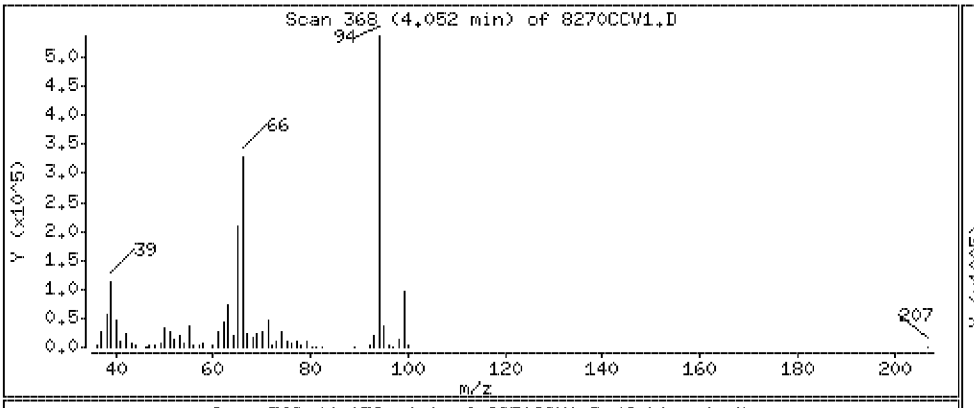

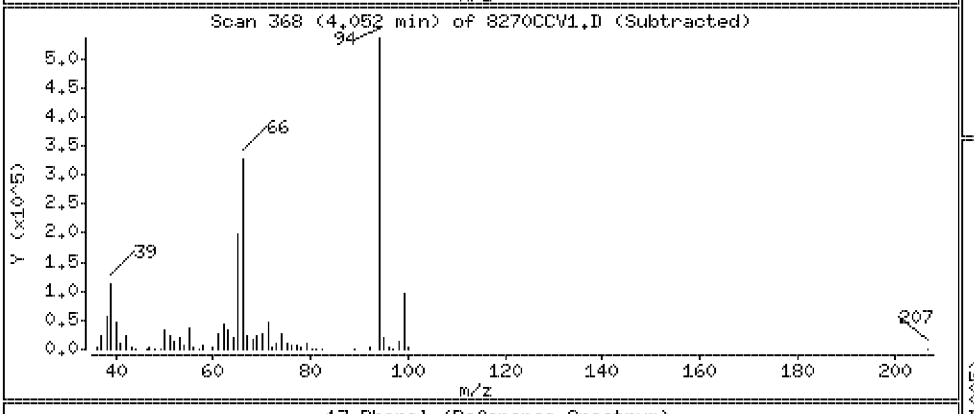

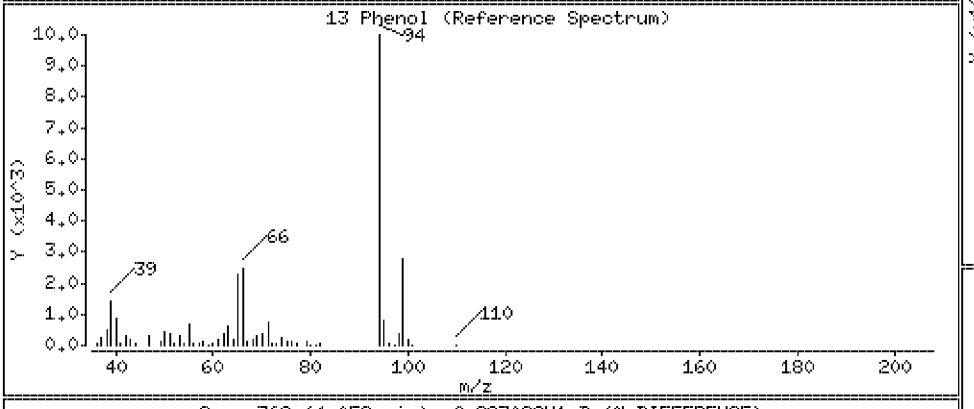

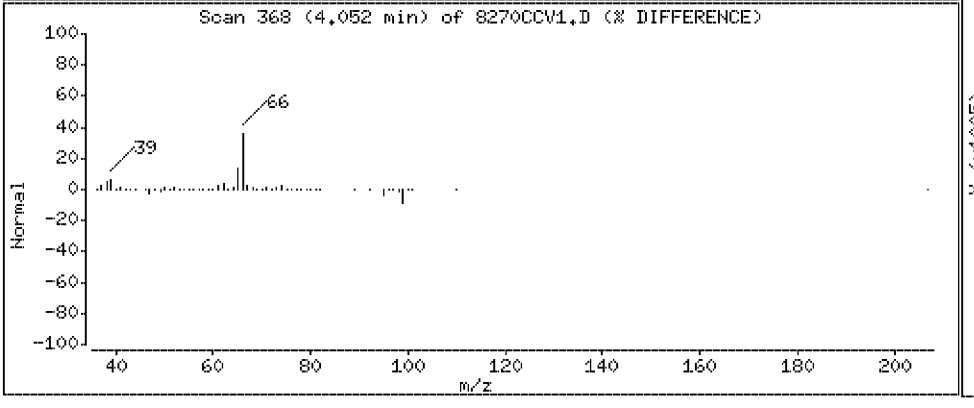

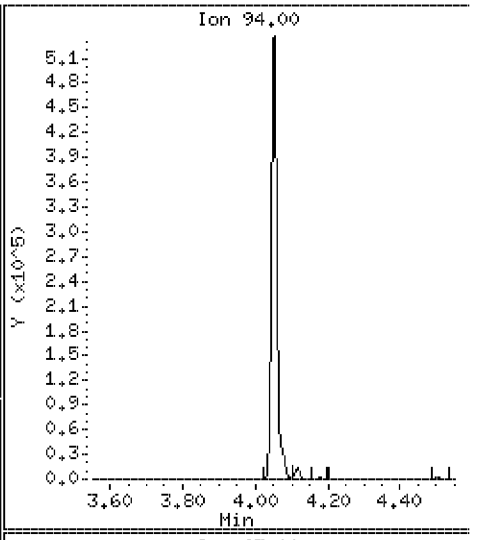

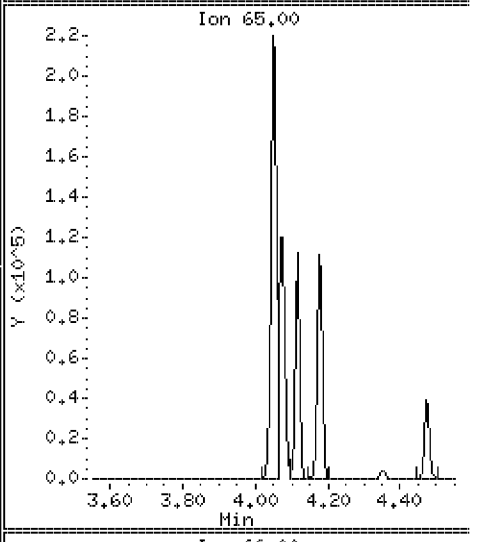

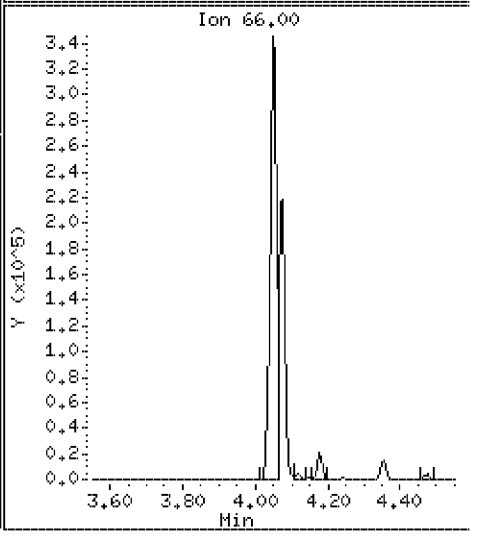

Data File: \\Svecd04\DD\chem\smsd03.i\S3050412.b\8270CCV1.D

Date : 04-MAY-2012 08:13

Client ID: 8270CCV1 Instrument: smsd03.i

Sample Info: 45924

Purge Volume: 1000.0 Operator: PEL

Column phase: HPMS-5 Column diameter: 0.25

10 Aniline Concentration: 42.3 ug/l

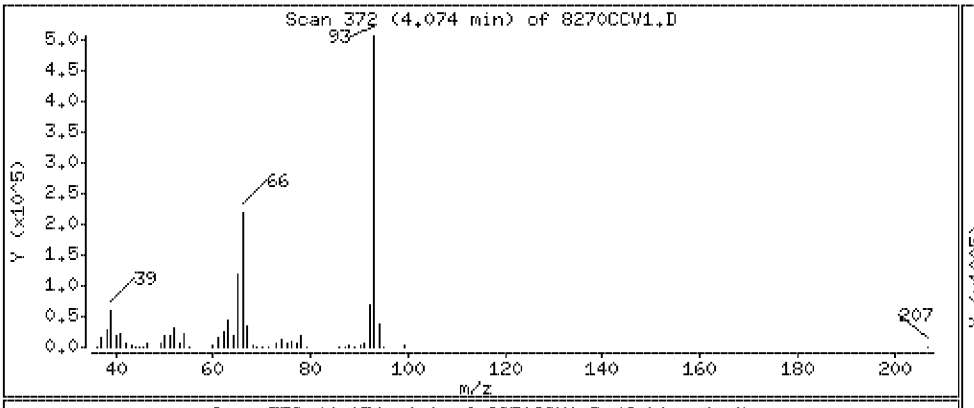

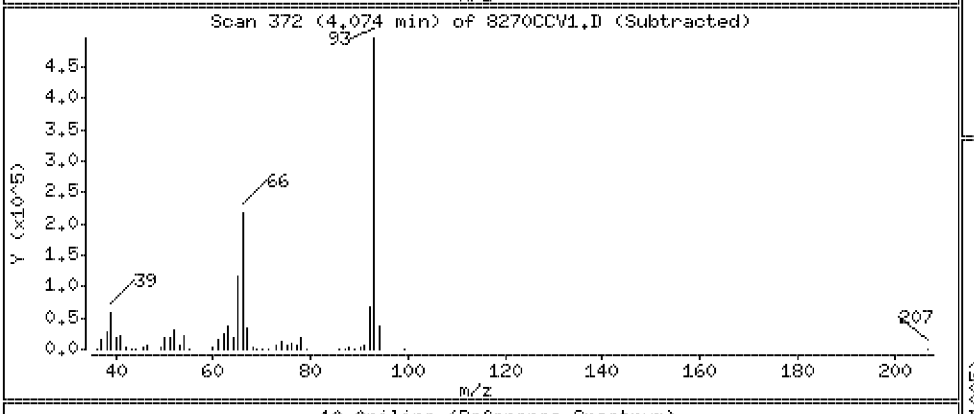

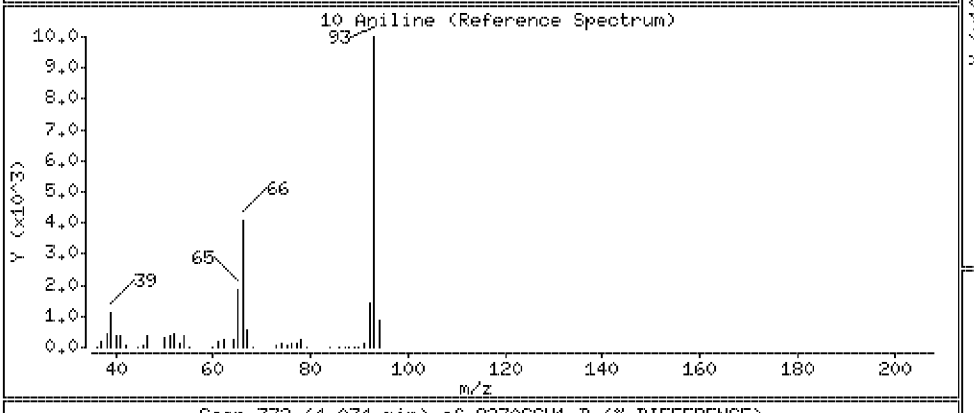

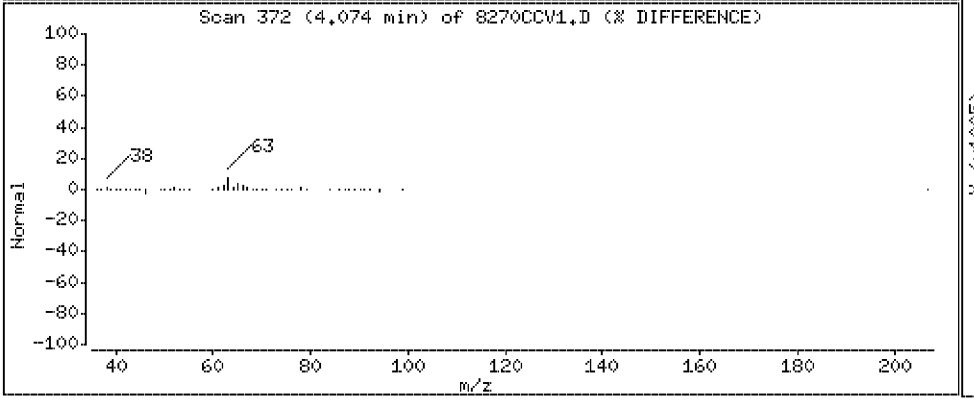

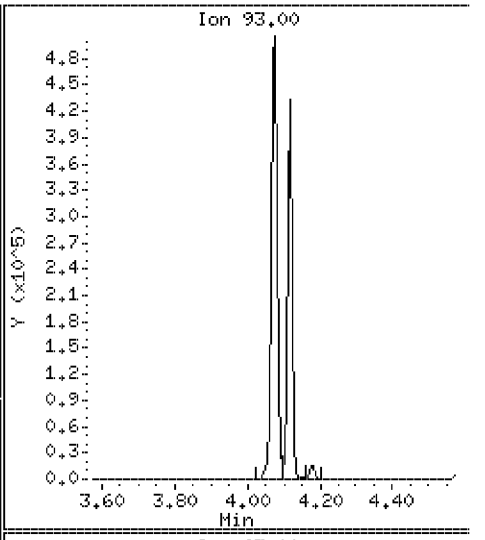

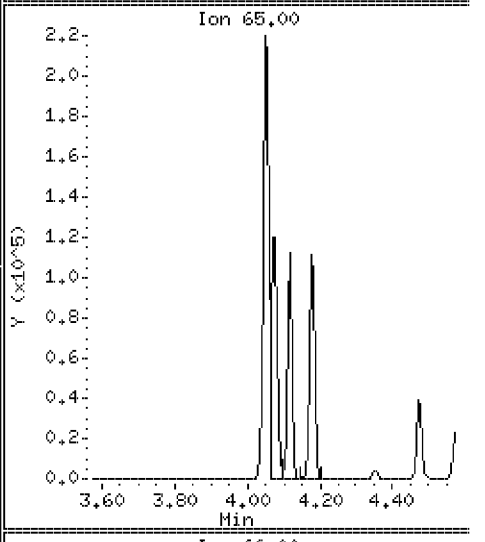

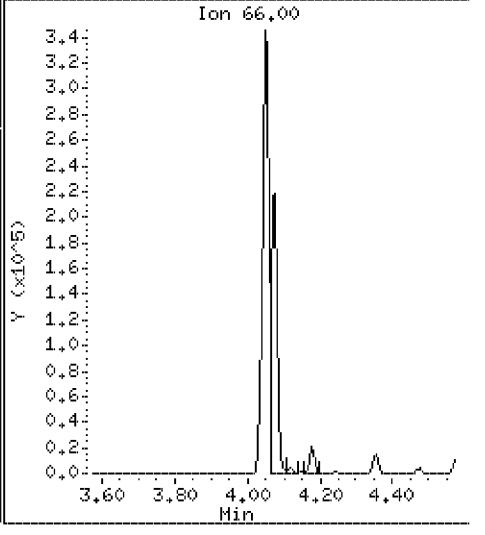

Data File: \\Svecd04\DD\chem\smsd03.i\S3050412.b\8270CCV1.D

Date : 04-MAY-2012 08:13

Client ID: 8270CCV1 Instrument: smsd03.i

Sample Info: 45924

Purge Volume: 1000.0 Operator: PEL

Column phase: HPMS-5 Column diameter: 0.25

14 Bis(2-Chloroethyl)ether Concentration: 45.5 ug/l

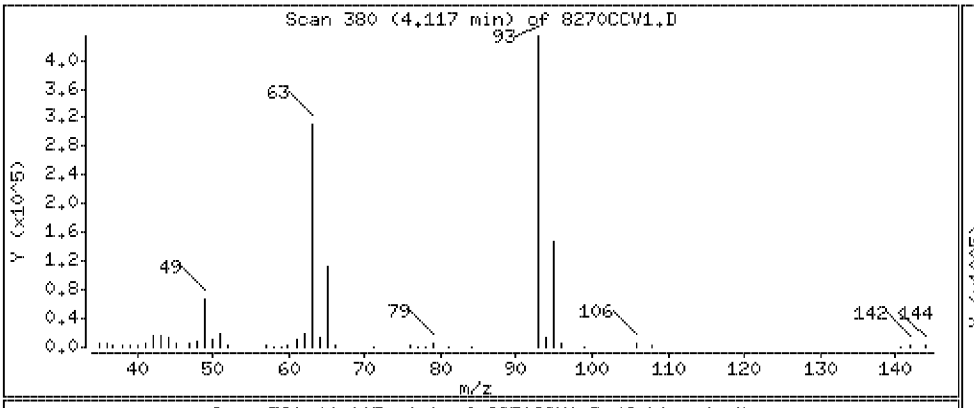

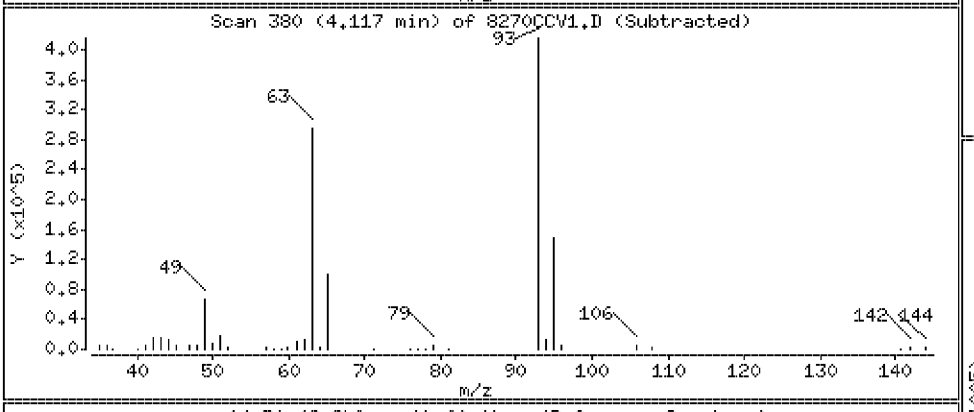

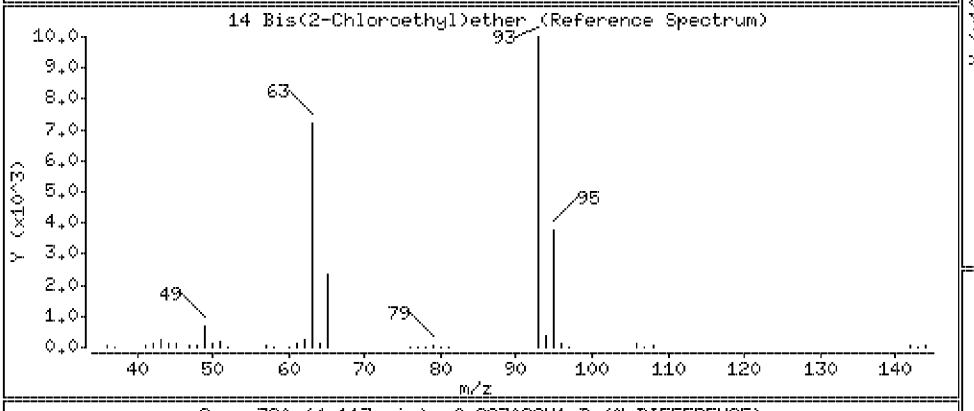

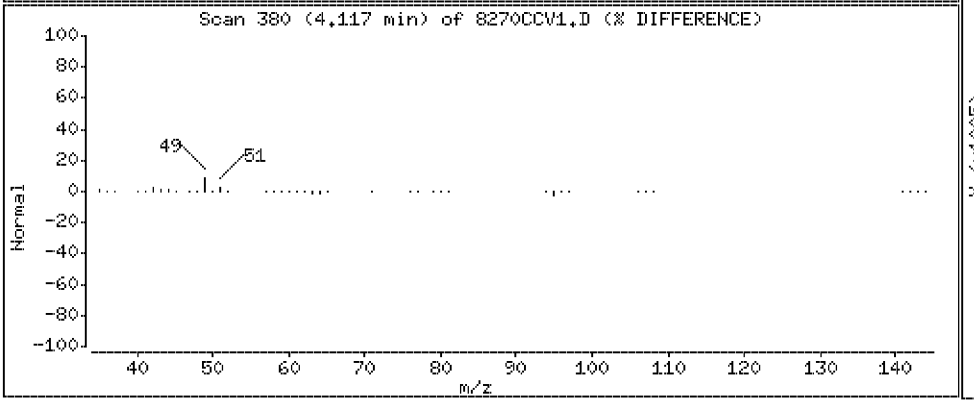

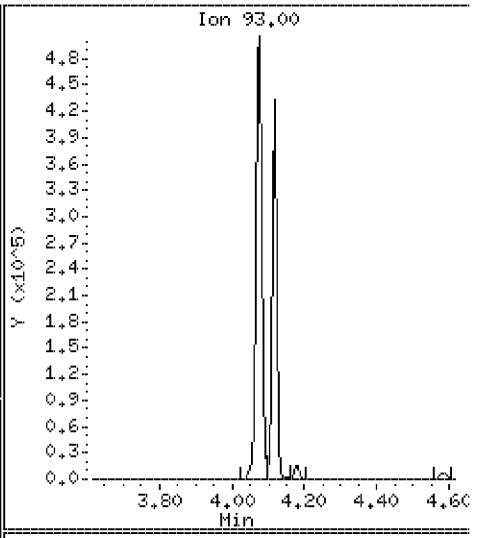

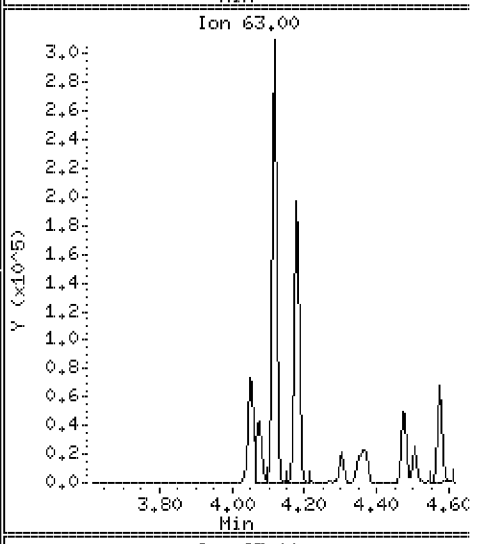

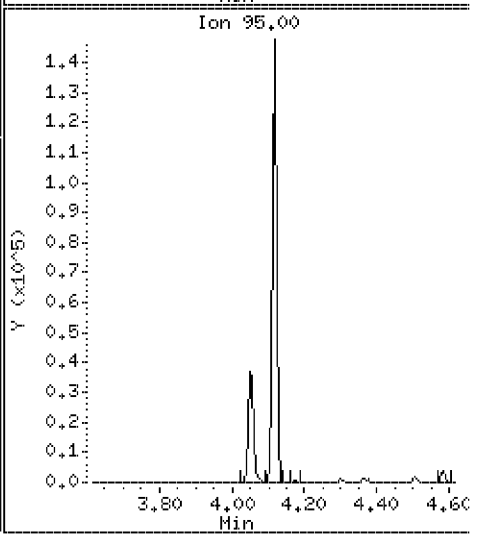

Data File: \\Svecd04\DD\chem\smsd03.i\S3050412.b\8270CCV1.D

Date : 04-MAY-2012 08:13

Client ID: 8270CCV1

Instrument: smsd03.i

Sample Info: 45924

Purge Volume: 1000.0

Operator: PEL

Column phase: HPMS-5

Column diameter: 0.25

15 2-Chlorophenol

Concentration: 45.2 ug/l

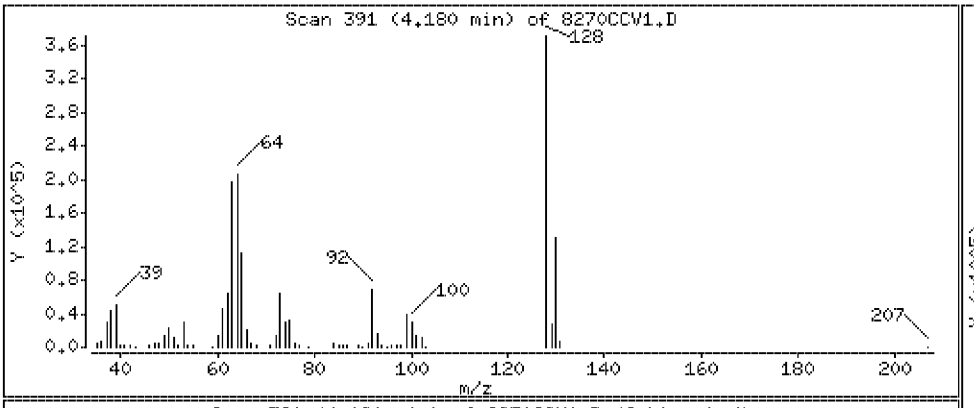

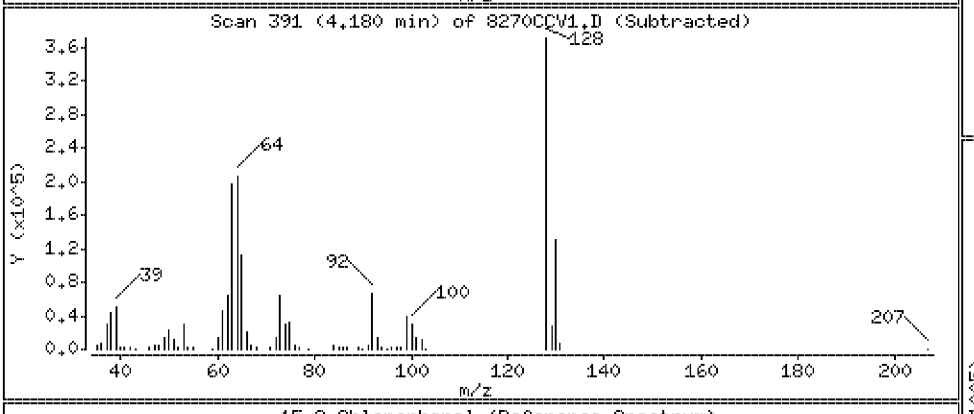

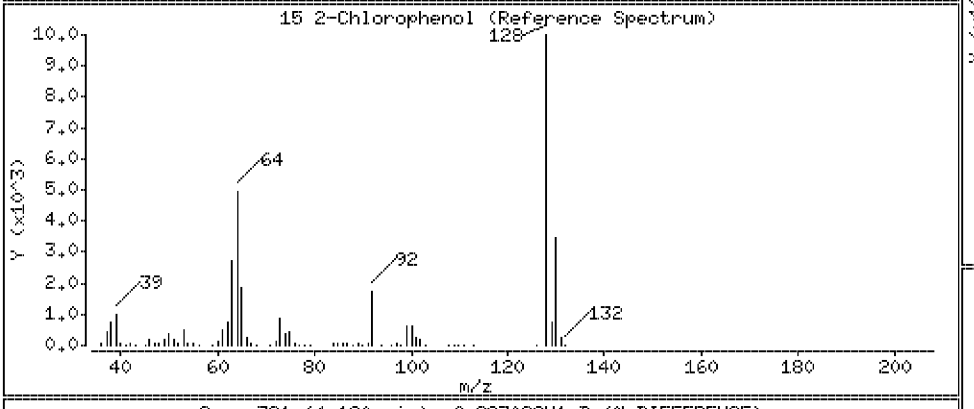

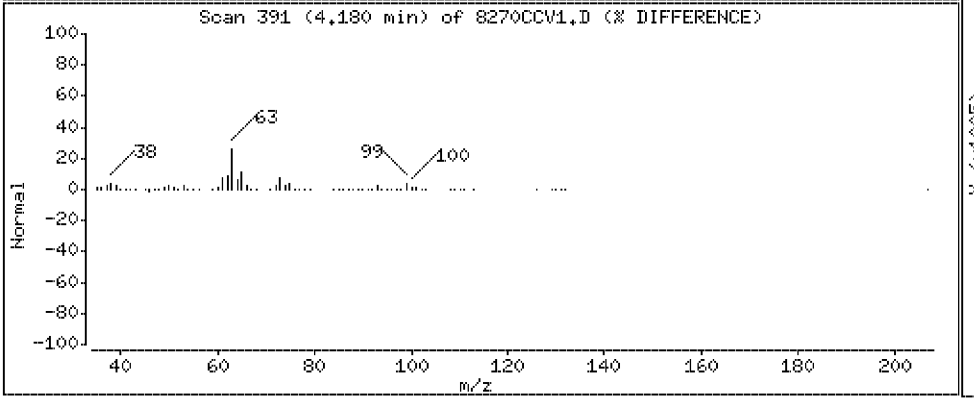

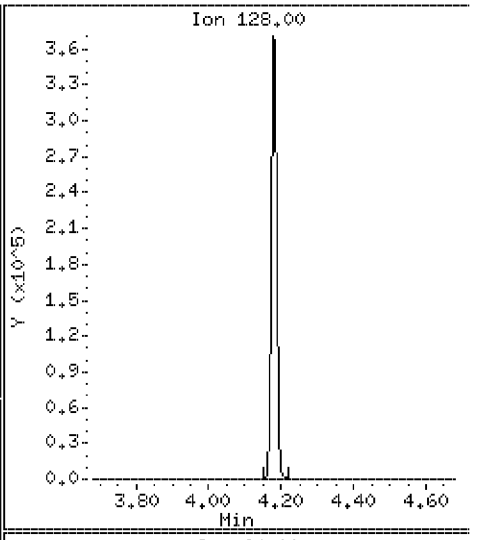

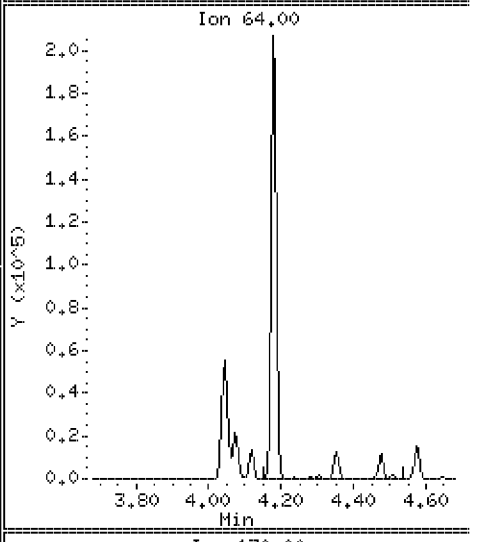

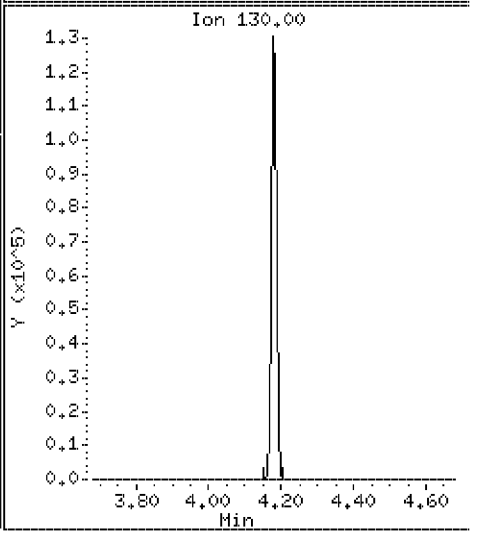

Data File: \\Svecd04\DD\chem\smsd03.i\S3050412.b\8270CCV1.D

Date : 04-MAY-2012 08:13

Client ID: 8270CCV1 Instrument: smsd03.i

Sample Info: 45924

Purge Volume: 1000.0 Operator: PEL

Column phase: HPMS-5 Column diameter: 0.25

17 1,3-Dichlorobenzene Concentration: 45.9 ug/l

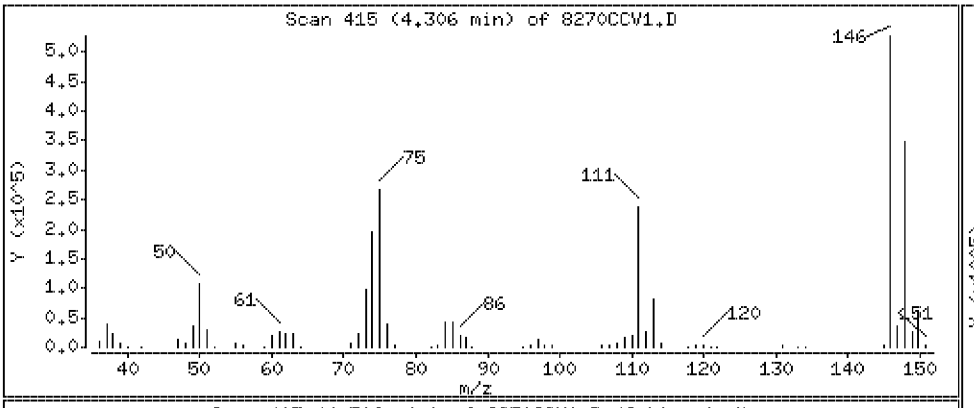

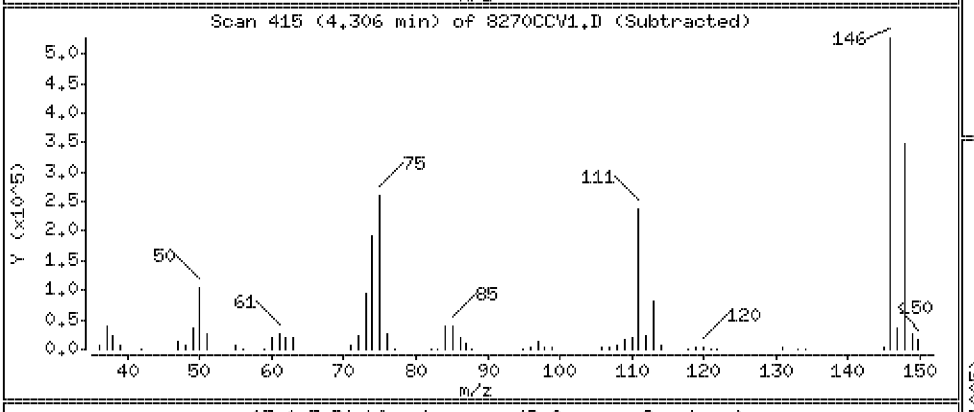

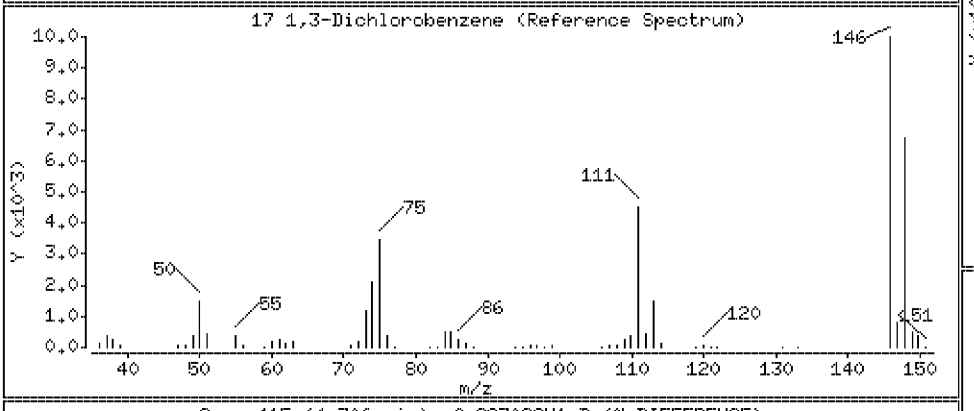

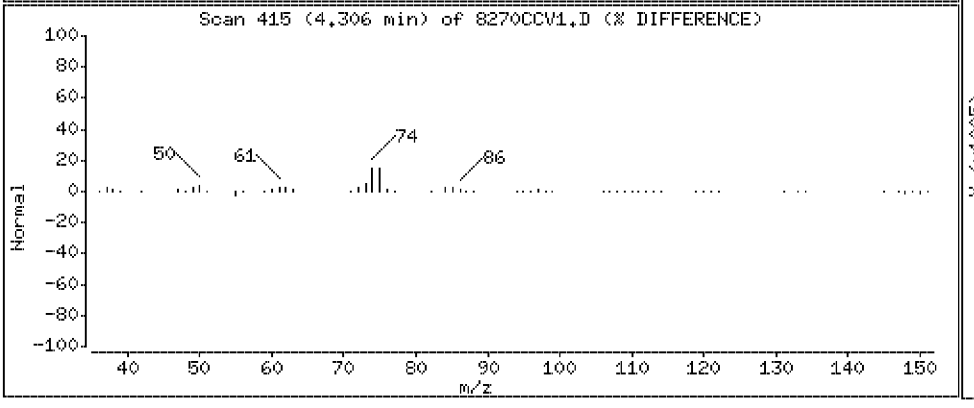

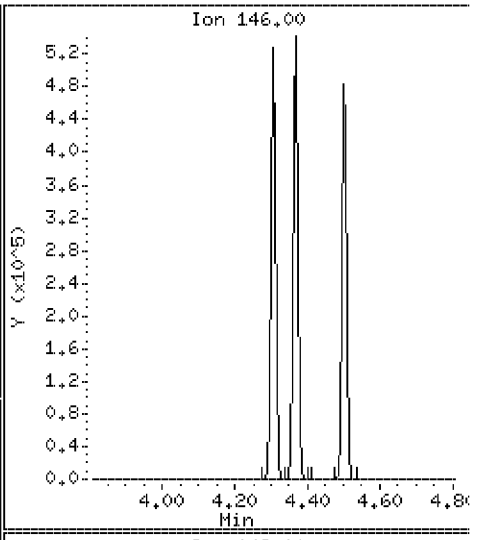

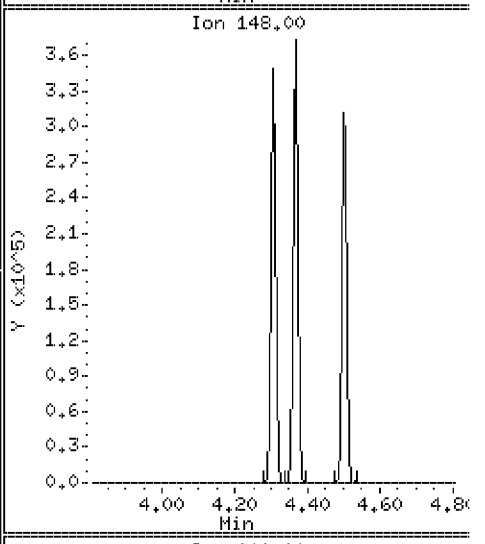

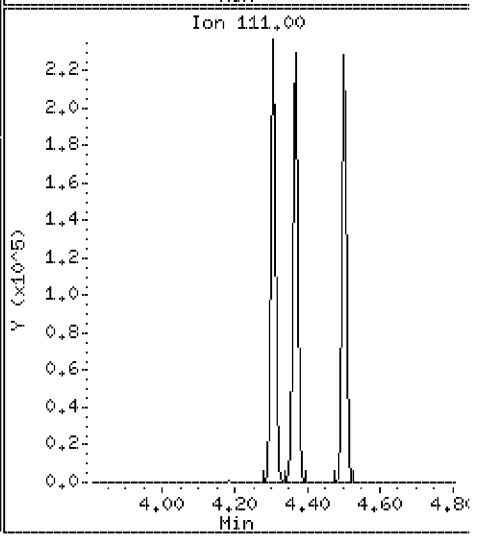

Data File: \\Svecd04\DD\chem\smsd03.i\S3050412.b\8270CCV1.D

Date : 04-MAY-2012 08:13

Client ID: 8270CCV1 Instrument: smsd03.i

Sample Info: 45924

Purge Volume: 1000.0 Operator: PEL

Column phase: HPMS-5 Column diameter: 0.25

19 1,4-Dichlorobenzene Concentration: 45.2 ug/l

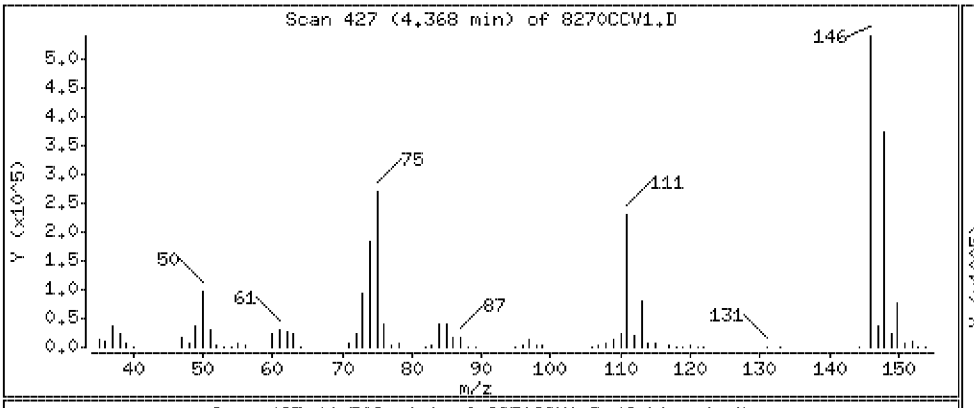

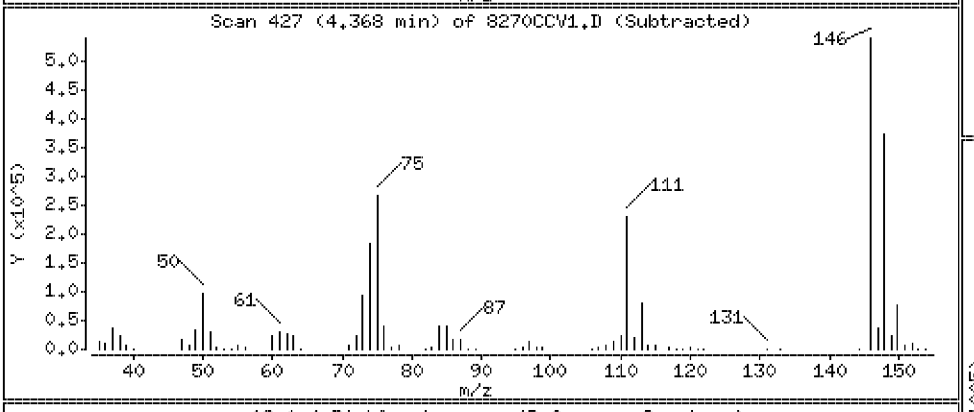

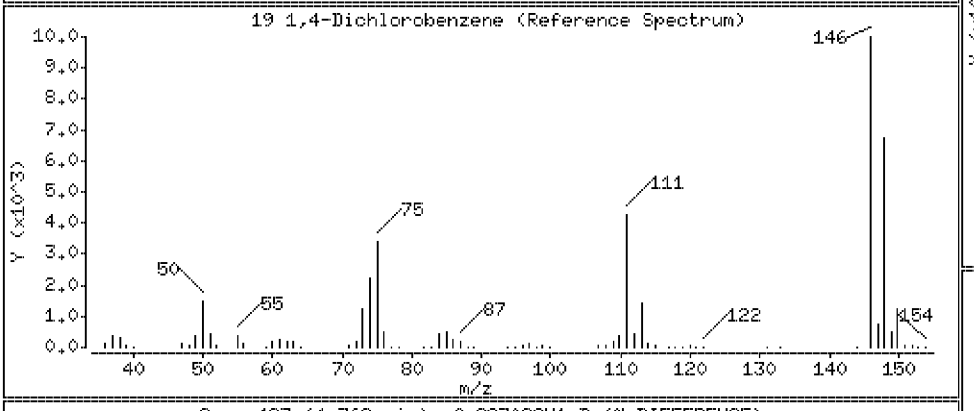

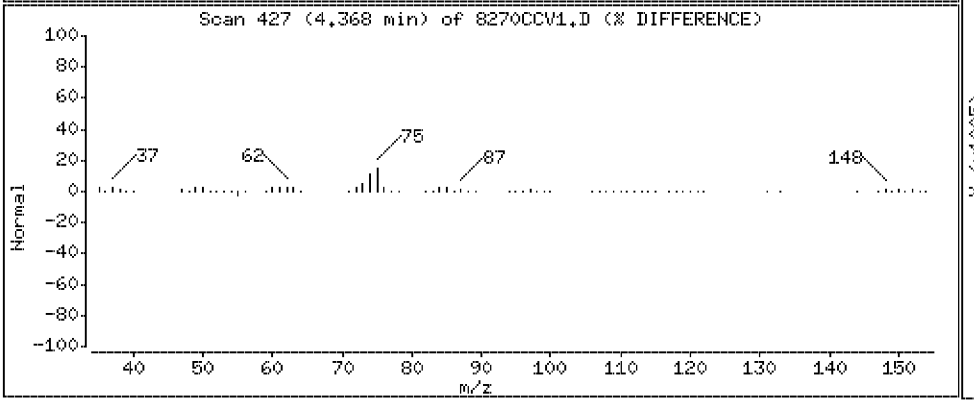

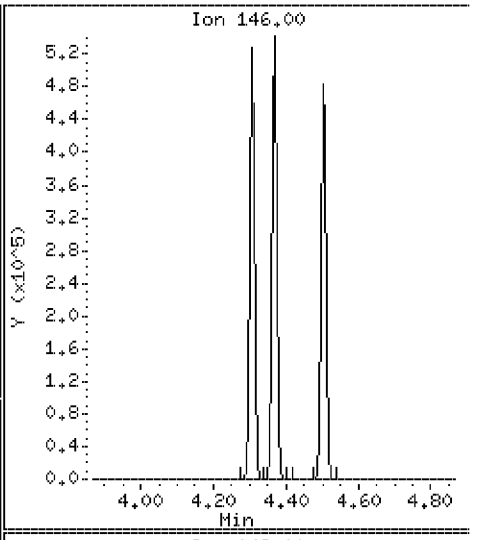

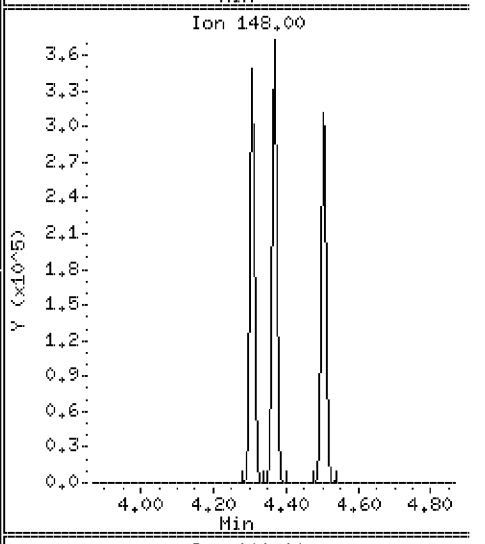

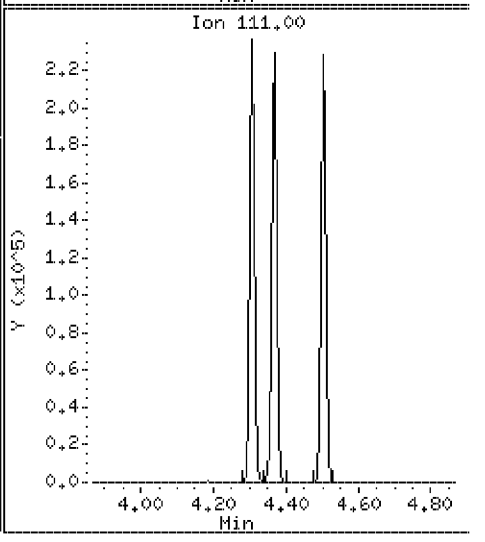

Data File: \\Svecd04\DD\chem\smsd03.i\S3050412.b\8270CCV1.D

Date : 04-MAY-2012 08:13

Client ID: 8270CCV1 | Instrument: smsd03.i

Sample Info: 45924

Purge Volume: 1000.0 | Operator: PEL

Column phase: HPMS-5 | Column diameter: 0.25

21 Benzyl alcohol | Concentration: 45.8 ug/l

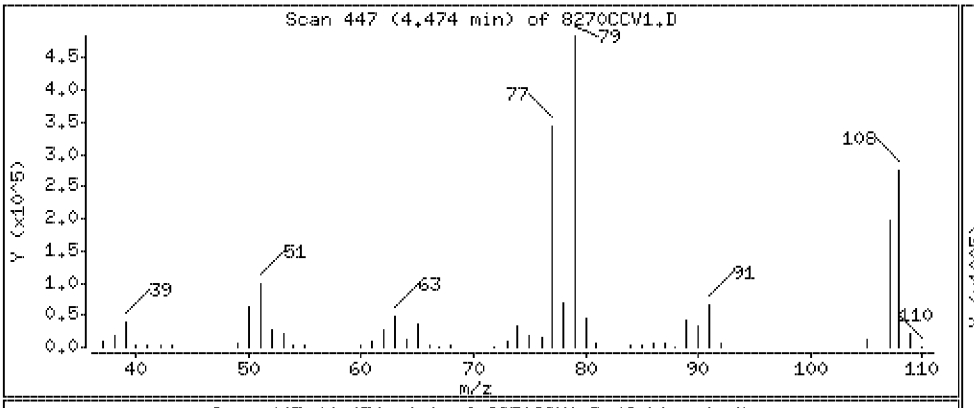

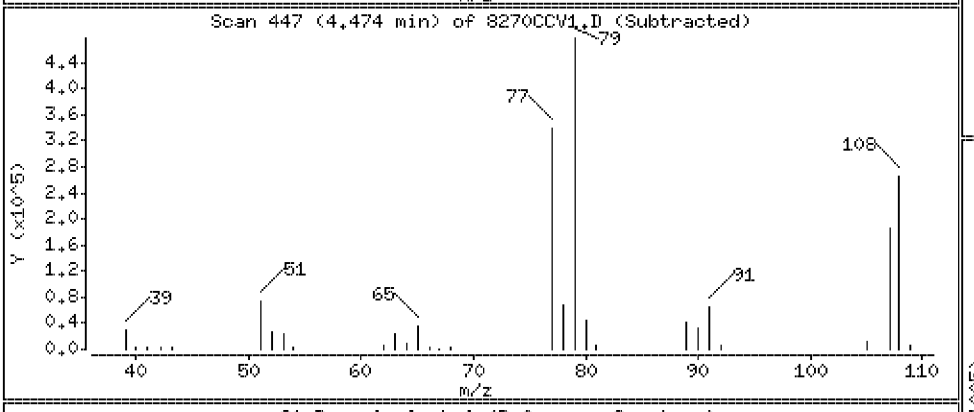

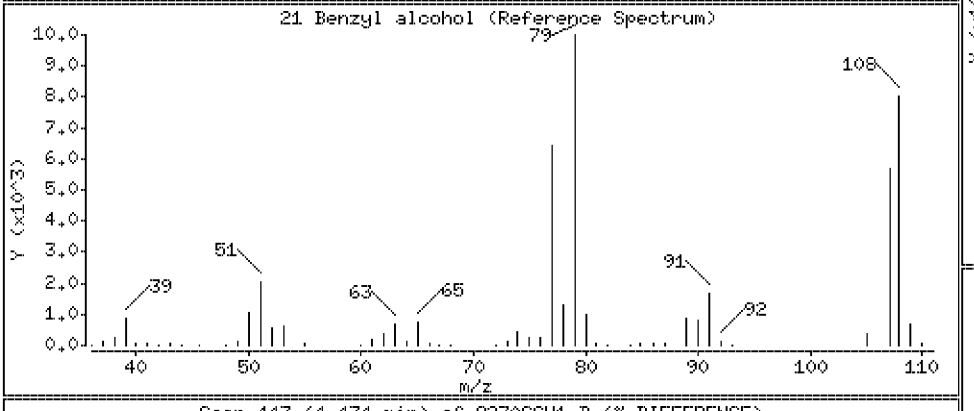

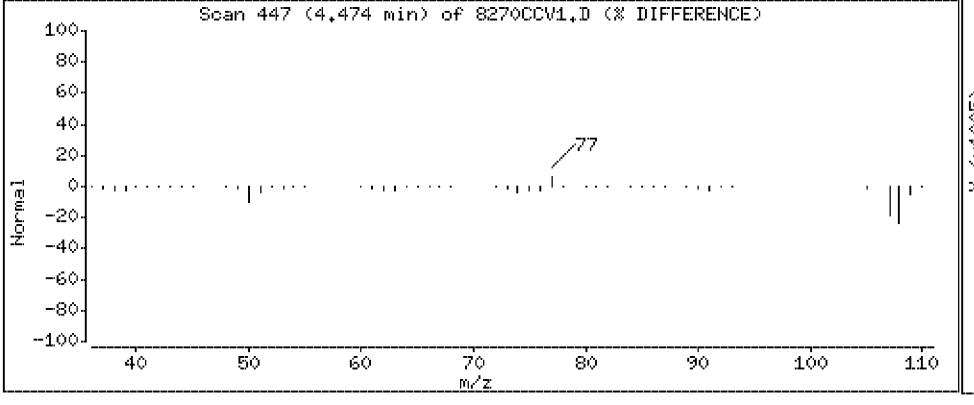

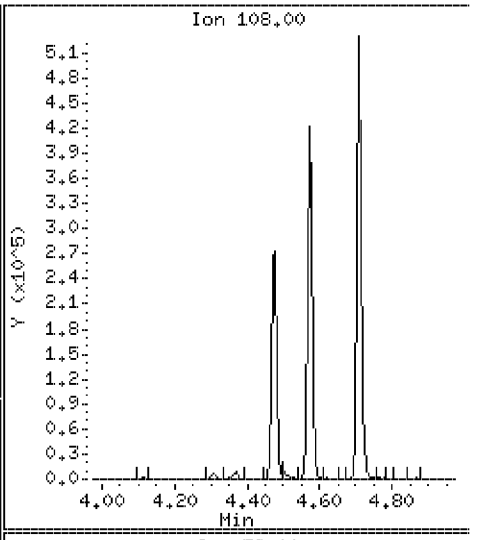

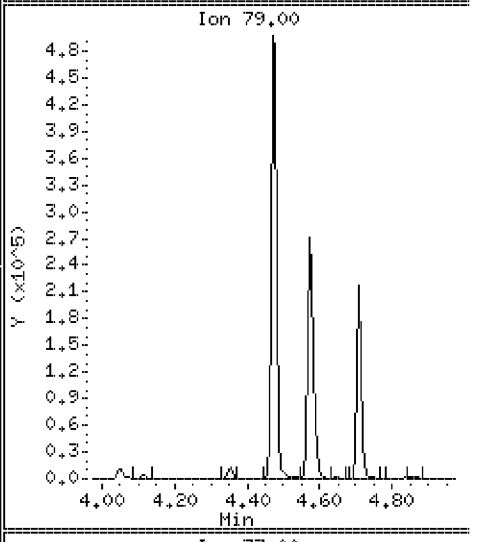

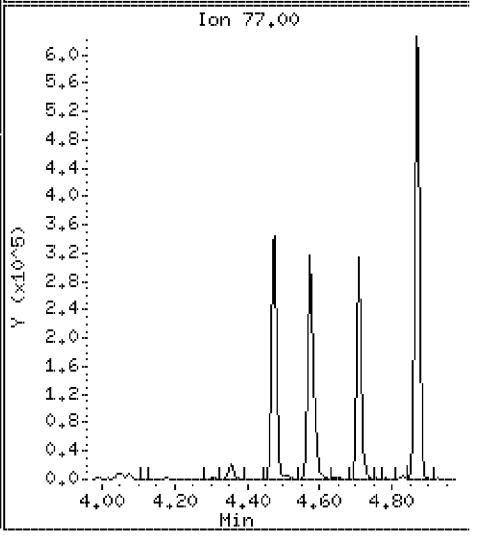

Data File: \\Svecd04\DD\chem\smsd03.i\S3050412.b\8270CCV1.D

Date : 04-MAY-2012 08:13

Client ID: 8270CCV1

Instrument: smsd03.i

Sample Info: 45924

Purge Volume: 1000.0

Operator: PEL

Column phase: HPMS-5

Column diameter: 0.25

20 1,2-Dichlorobenzene

Concentration: 46.0 ug/l

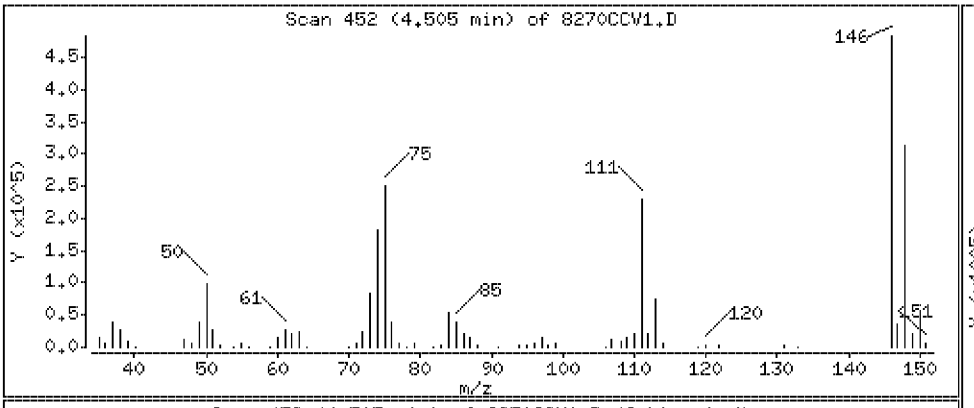

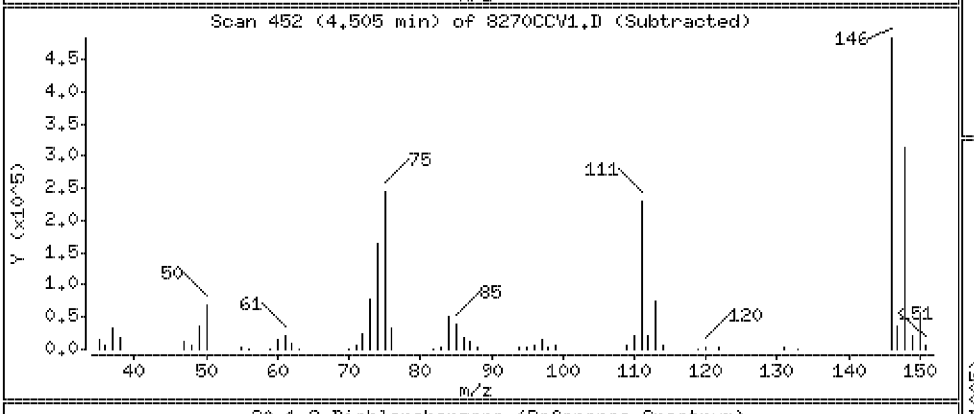

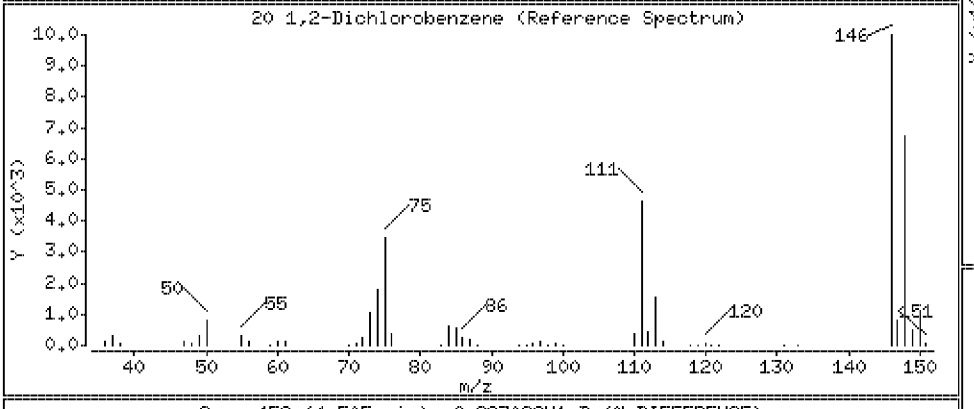

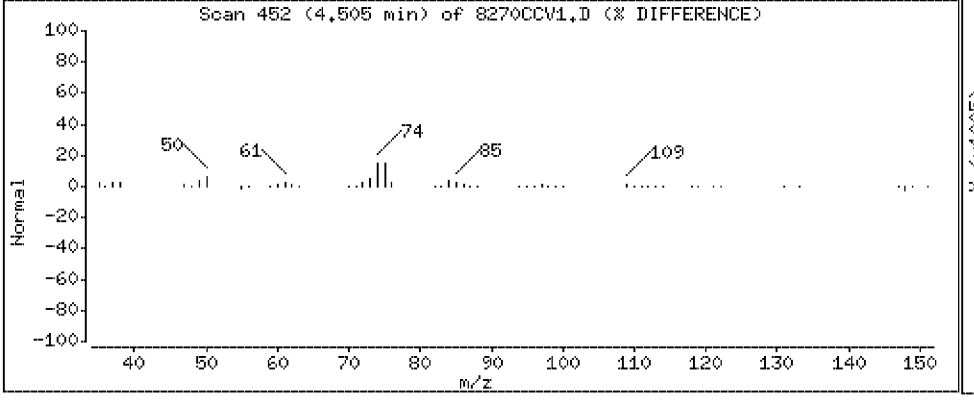

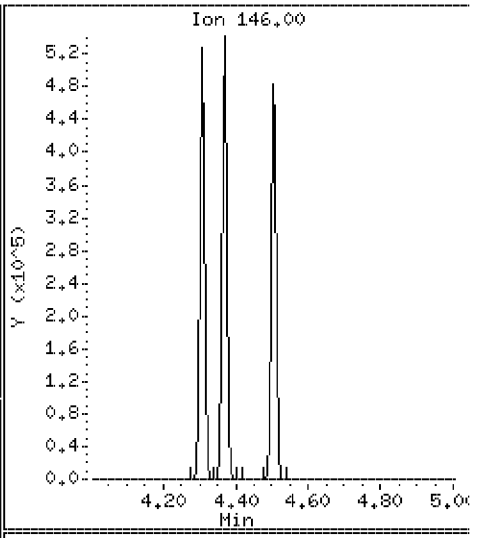

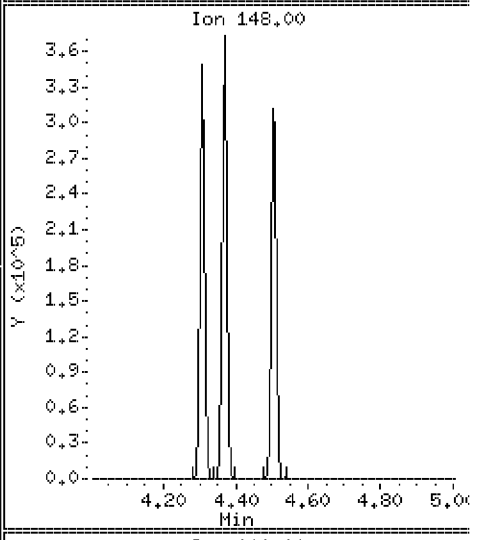

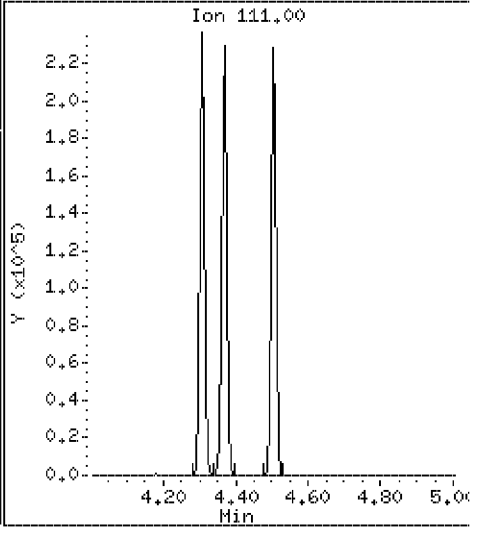

Data File: \\Svecd04\DD\chem\smsd03.i\S3050412.b\8270CCV1.D

Date : 04-MAY-2012 08:13

Client ID: 8270CCV1 Instrument: smsd03.i

Sample Info: 45924

Purge Volume: 1000.0 Operator: PEL

Column phase: HPMS-5 Column diameter: 0.25

22 2-Methylphenol Concentration: 45.0 ug/l

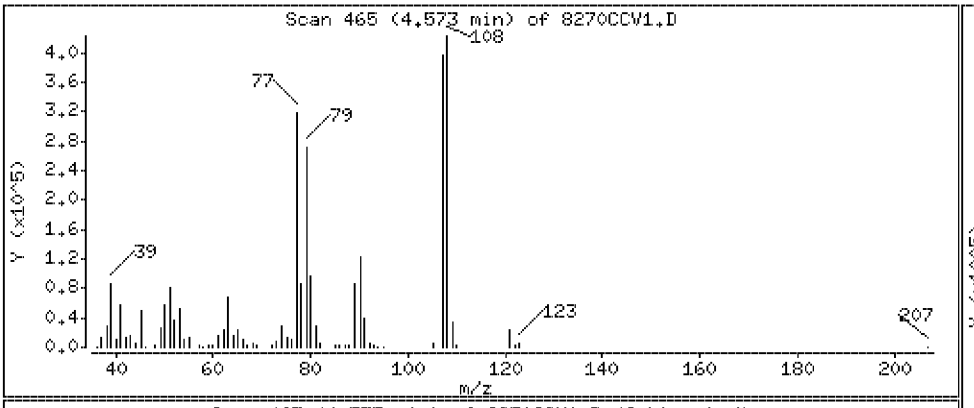

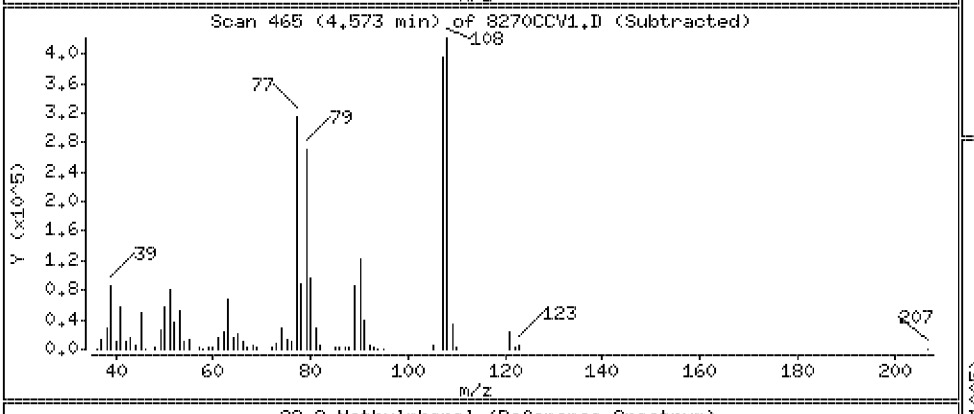

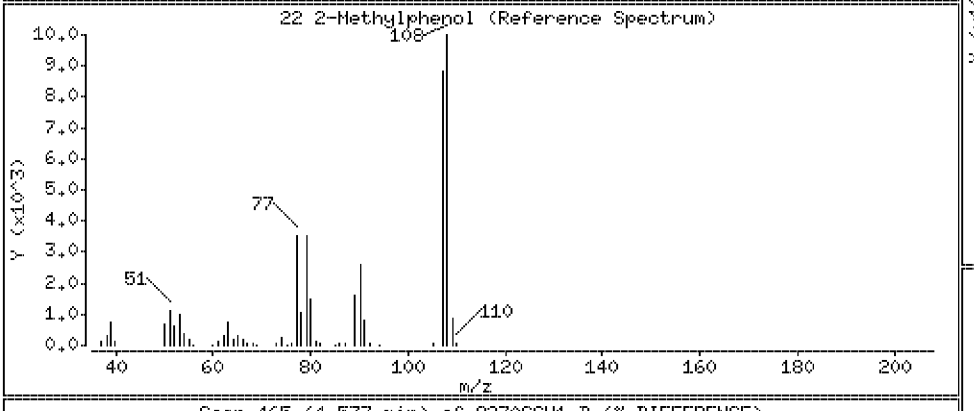

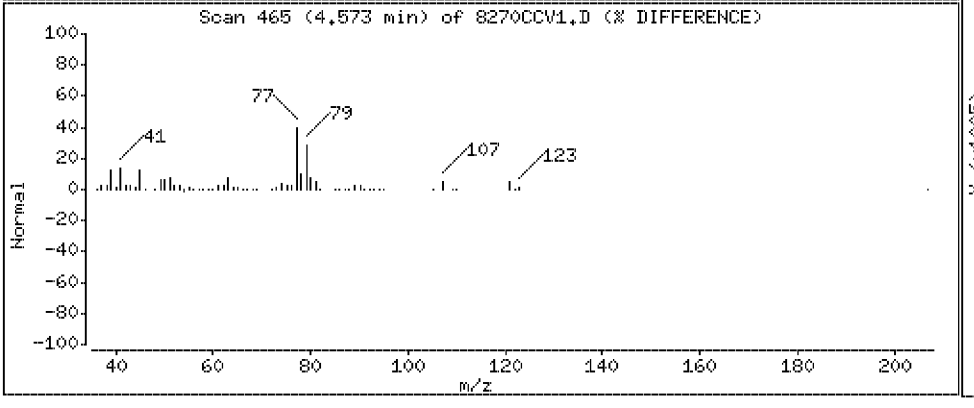

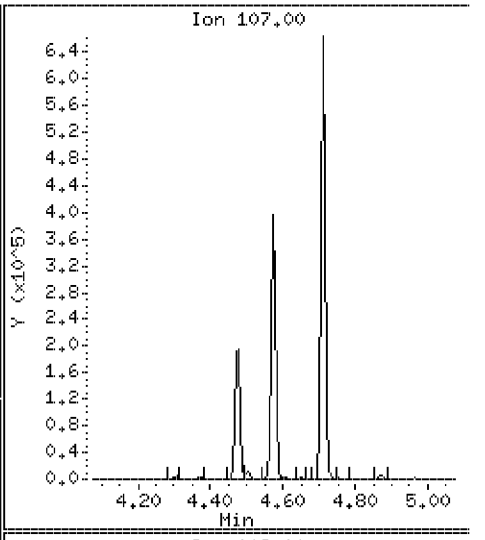

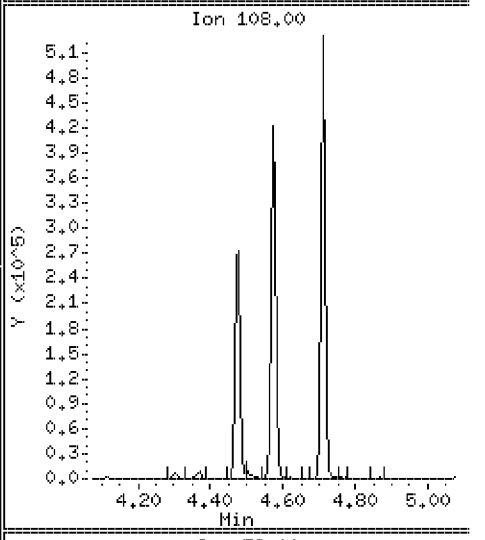

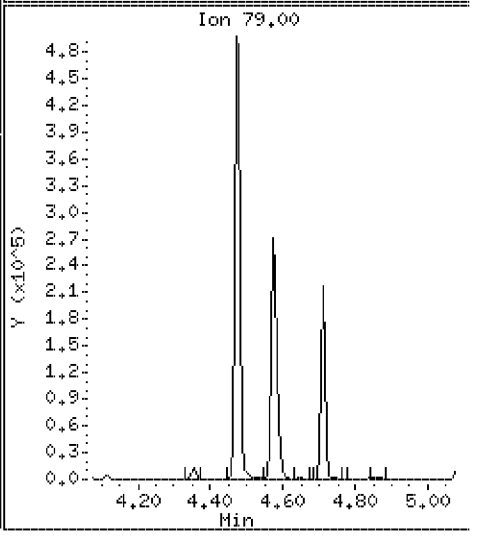

Data File: \\Svecd04\DD\chem\smsd03.i\S3050412.b\8270CCV1.D

Date : 04-MAY-2012 08:13

Client ID: 8270CCV1 | Instrument: smsd03.i

Sample Info: 45924

Purge Volume: 1000.0 | Operator: PEL

Column phase: HPMS-5 | Column diameter: 0.25

23 2,2'-oxybis(1-chloropropane) | Concentration: 41.6 ug/l

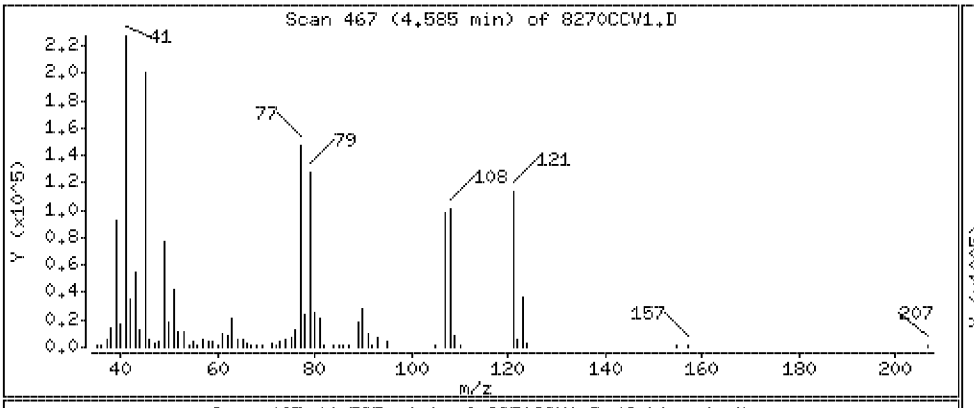

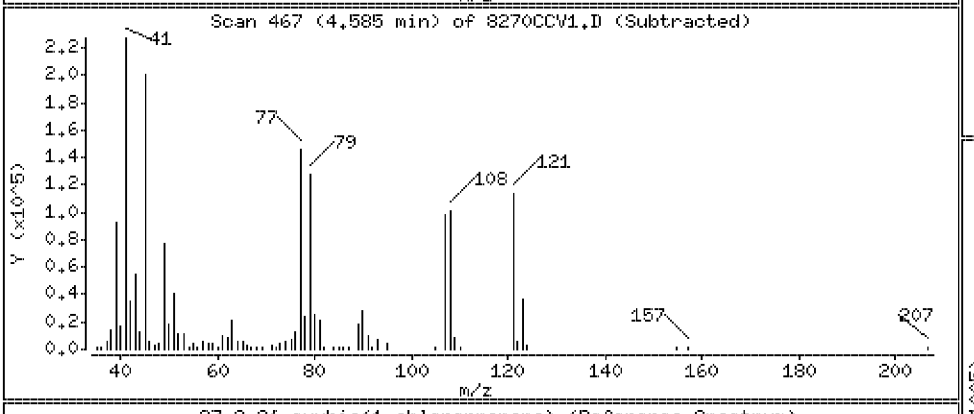

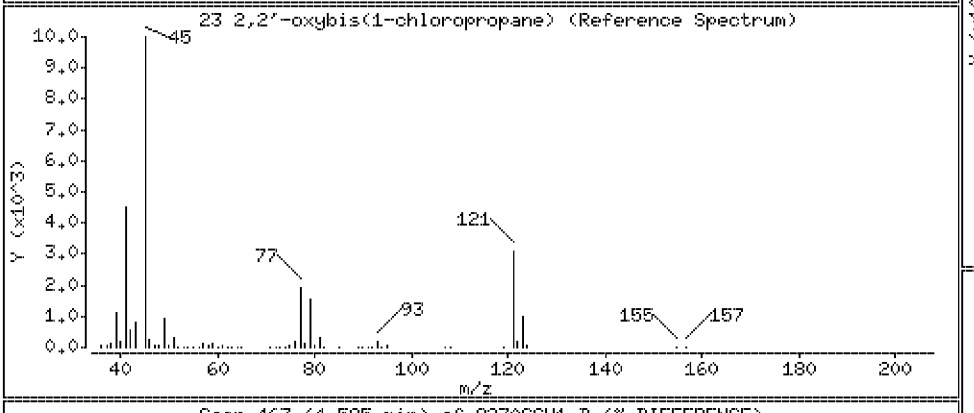

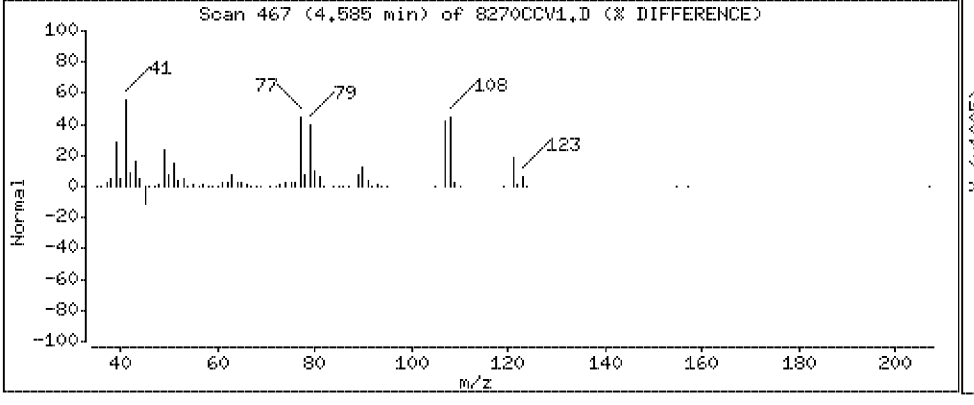

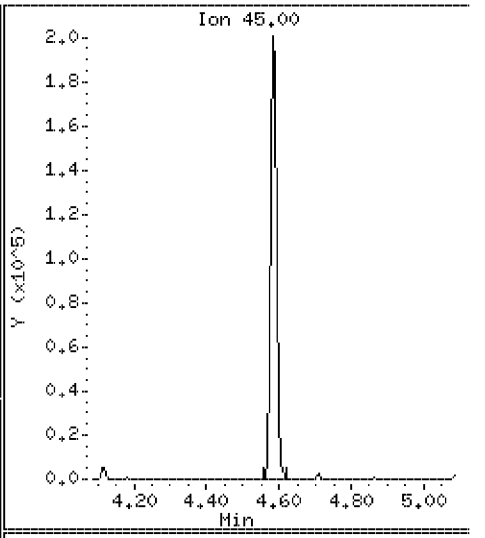

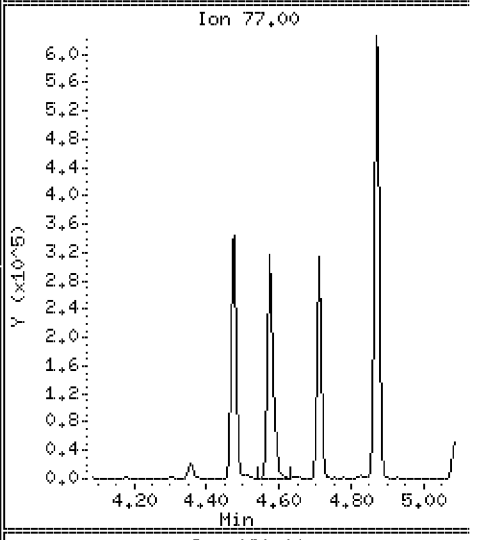

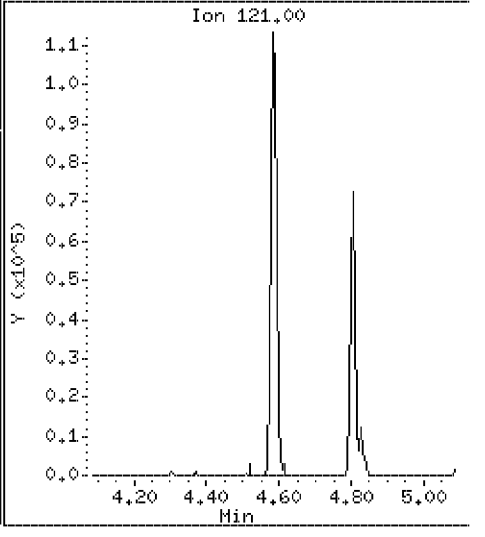

Data File: \\Svecd04\DD\chem\smsd03.i\S3050412.b\8270CCV1.D

Date : 04-MAY-2012 08:13

Client ID: 8270CCV1 Instrument: smsd03.i

Sample Info: 45924

Purge Volume: 1000.0 Operator: PEL

Column phase: HPMS-5 Column diameter: 0.25

28 4-Methylphenol Concentration: 48.0 ug/l

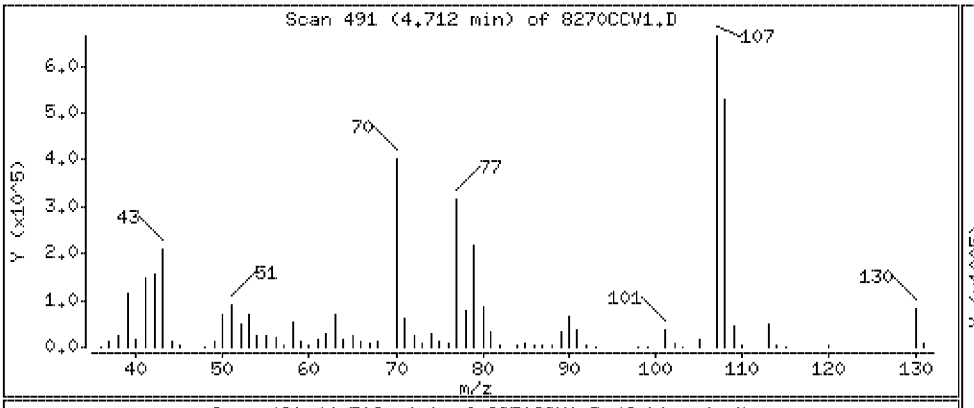

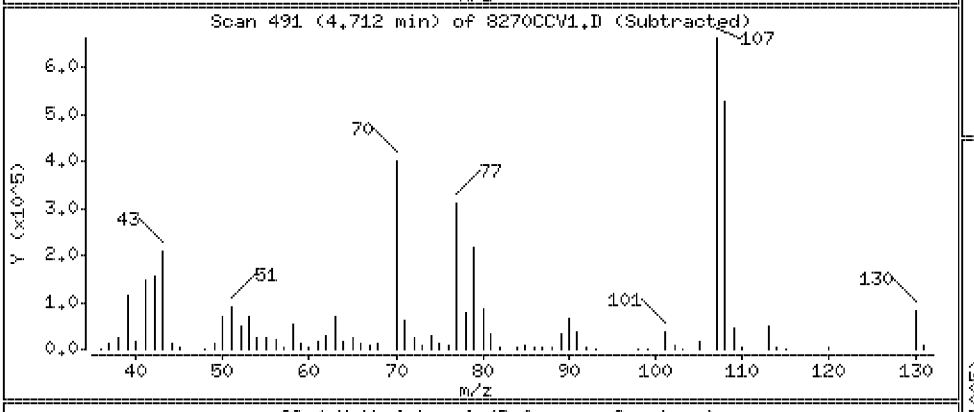

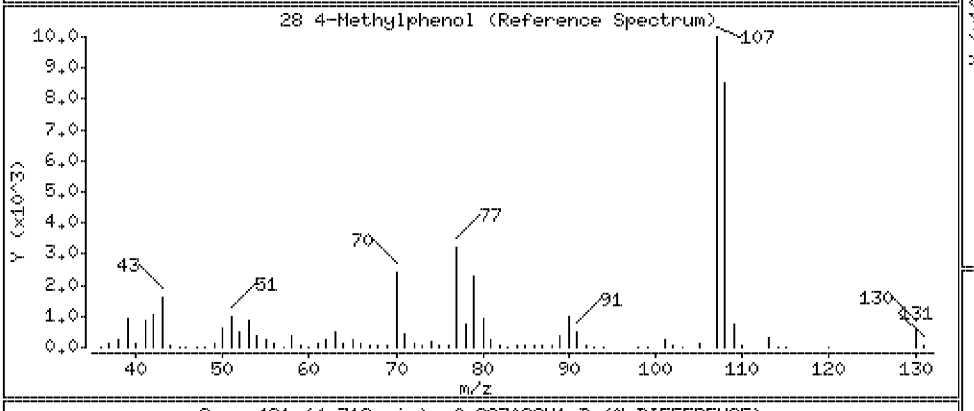

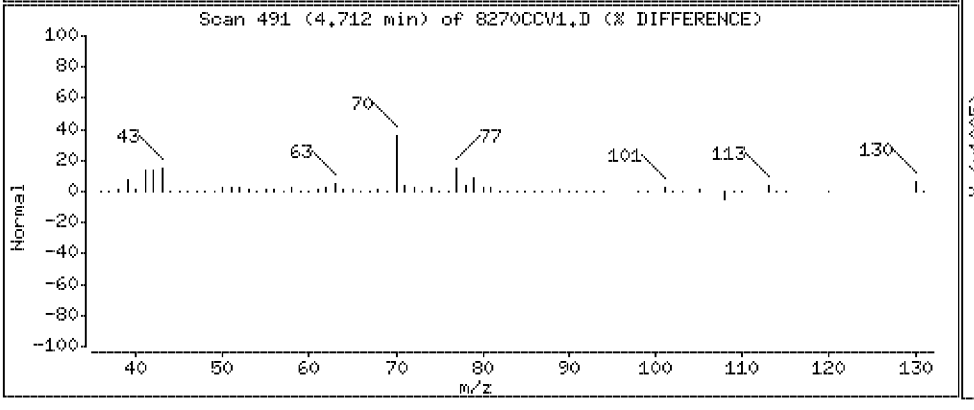

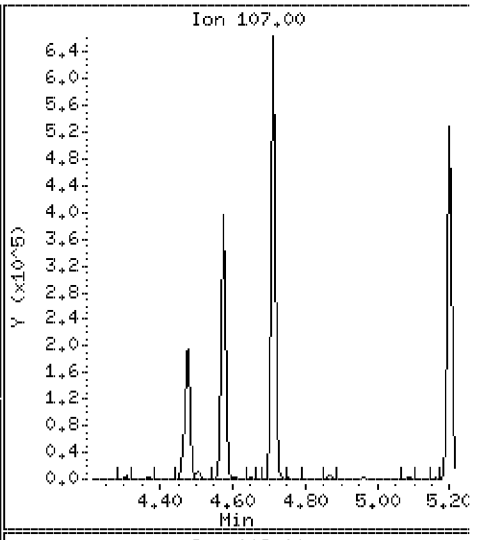

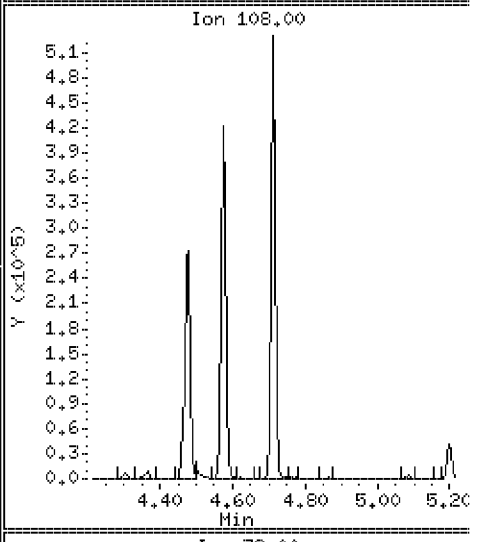

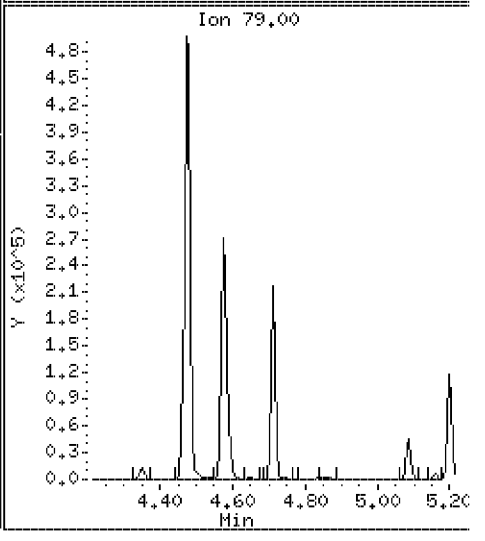

Data File: \\Svecd04\DD\chem\smsd03.i\S3050412.b\8270CCV1.D

Date : 04-MAY-2012 08:13

Client ID: 8270CCV1 Instrument: smsd03.i

Sample Info: 45924

Purge Volume: 1000.0 Operator: PEL

Column phase: HPMS-5 Column diameter: 0.25

26 N-Nitrosodinpropylamine Concentration: 49.0 ug/l

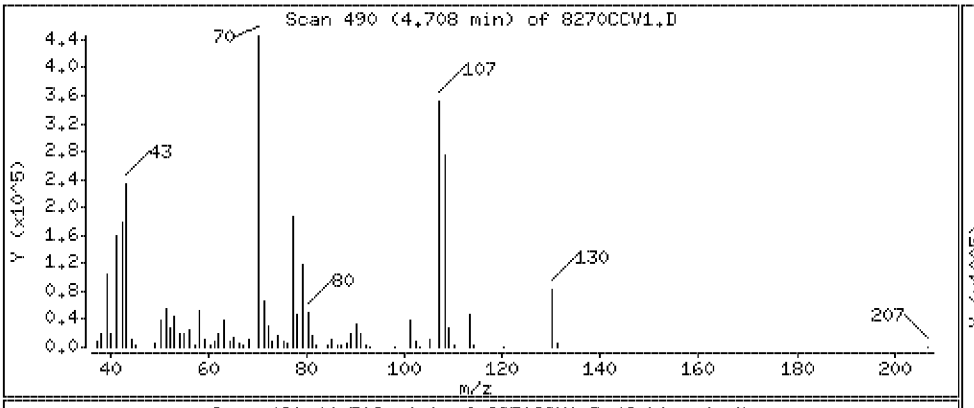

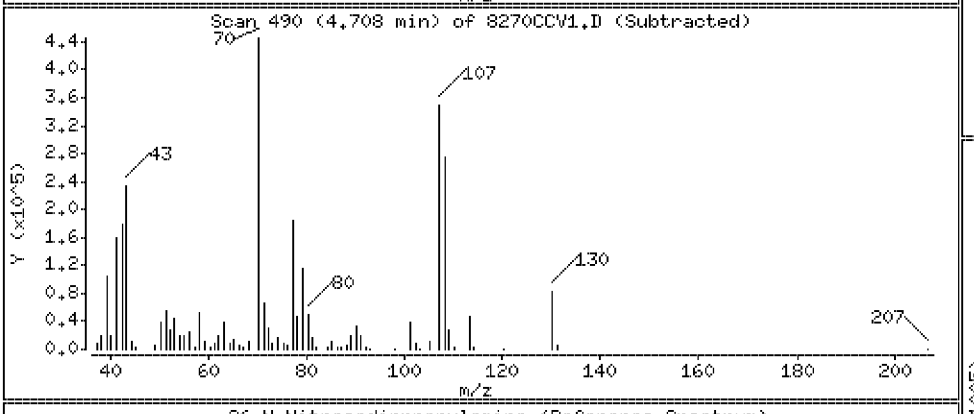

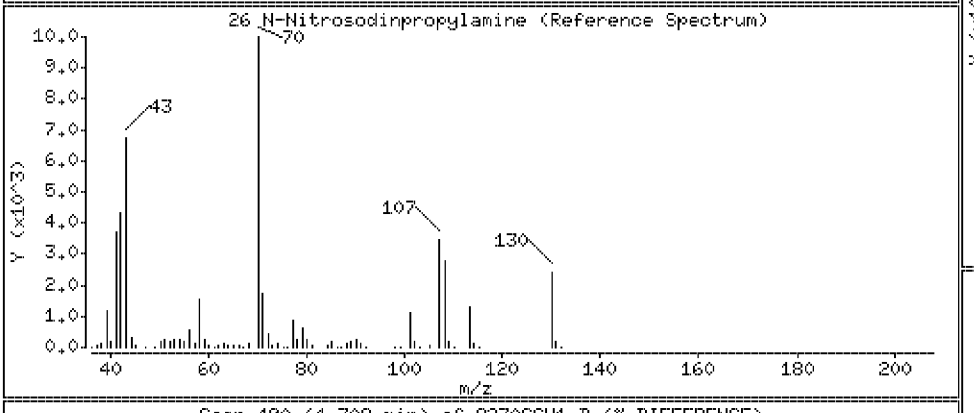

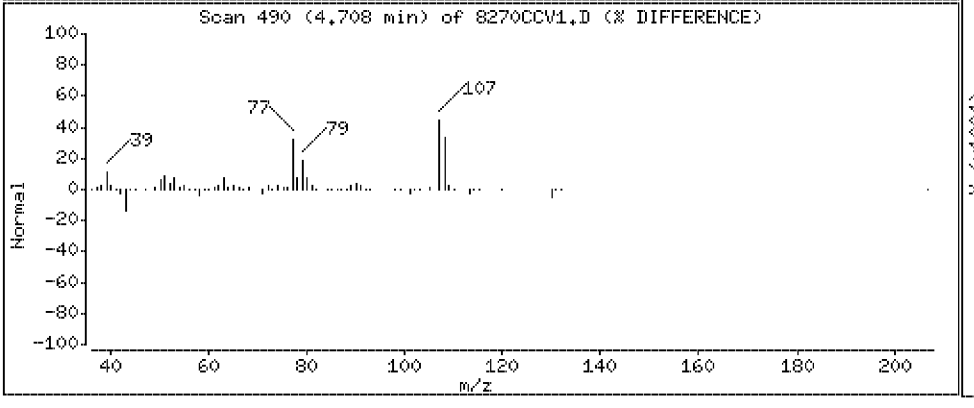

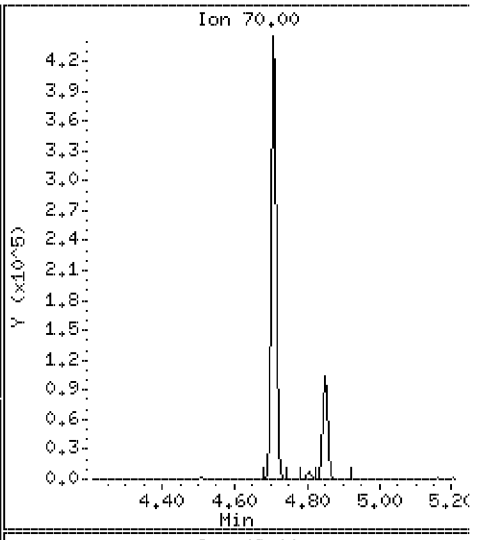

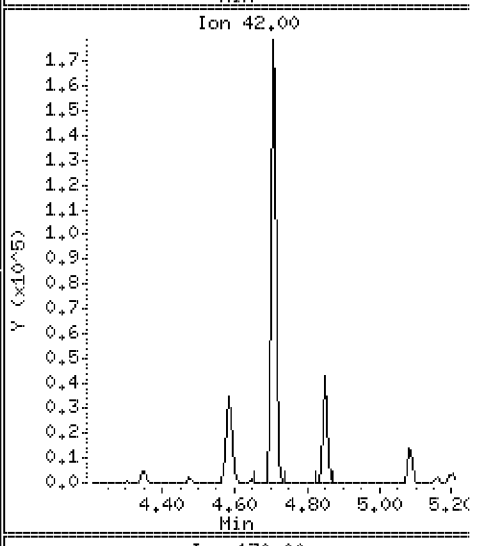

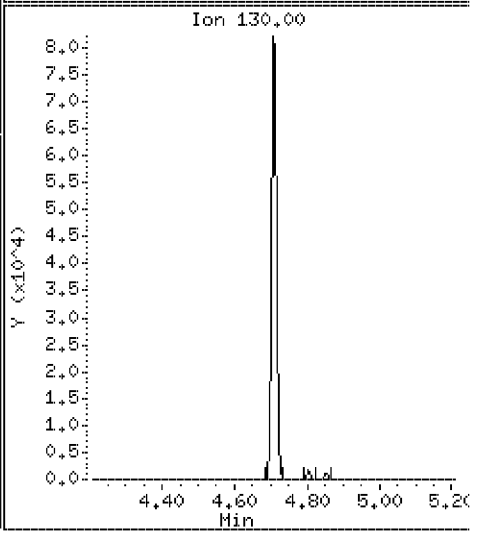

Data File: \\Svecd04\DD\chem\smsd03.i\S3050412.b\8270CCV1.D

Date : 04-MAY-2012 08:13

Client ID: 8270CCV1 Instrument: smsd03.i

Sample Info: 45924

Purge Volume: 1000.0 Operator: PEL

Column phase: HPMS-5 Column diameter: 0.25

30 Hexachloroethane Concentration: 44.9 ug/l

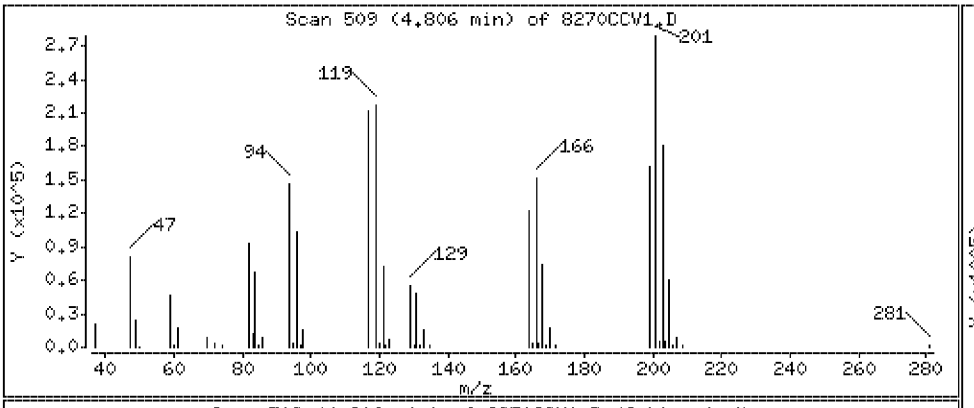

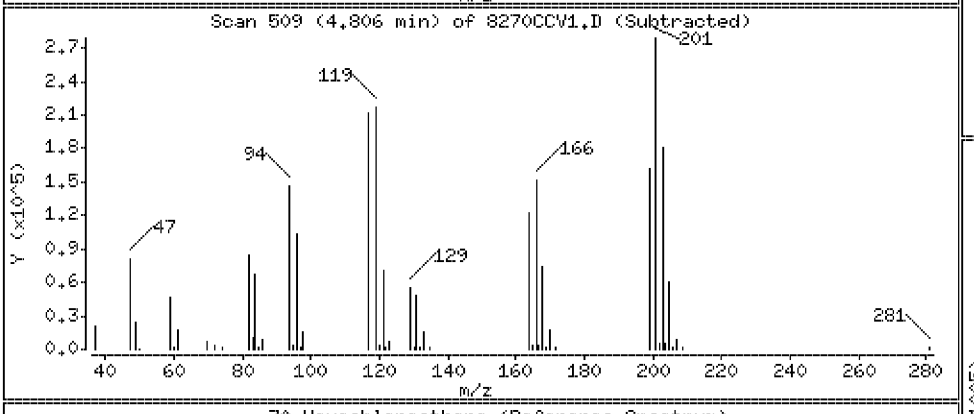

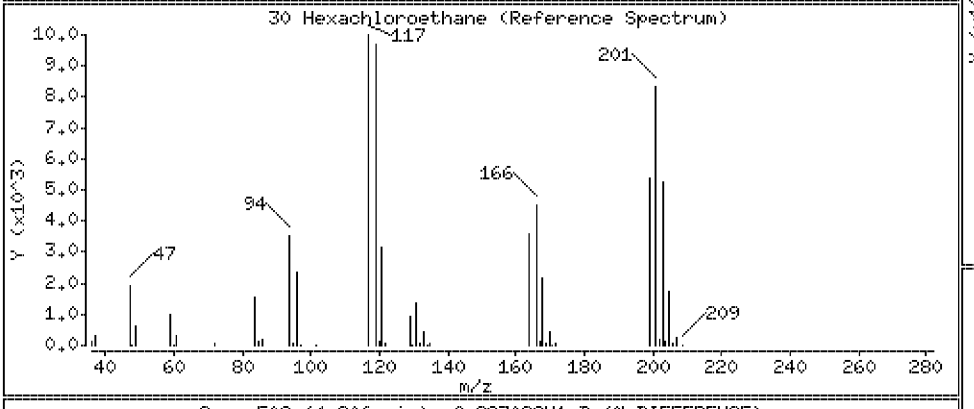

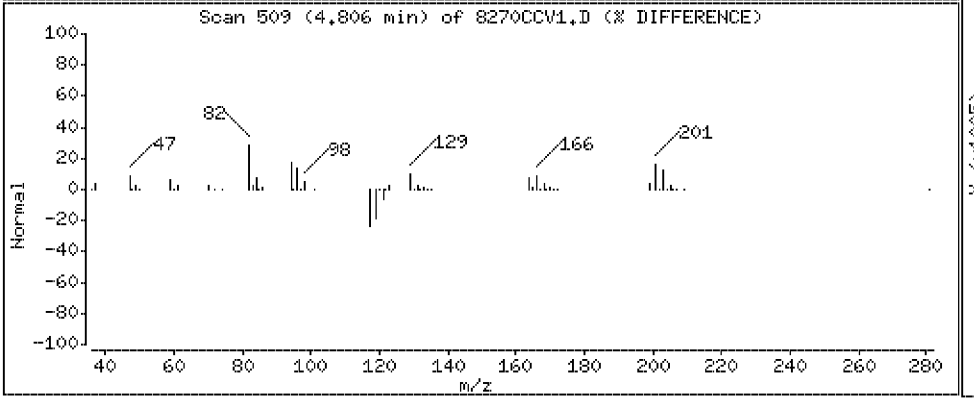

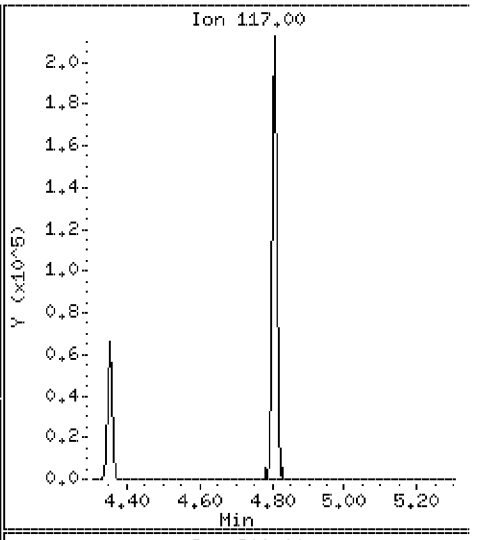

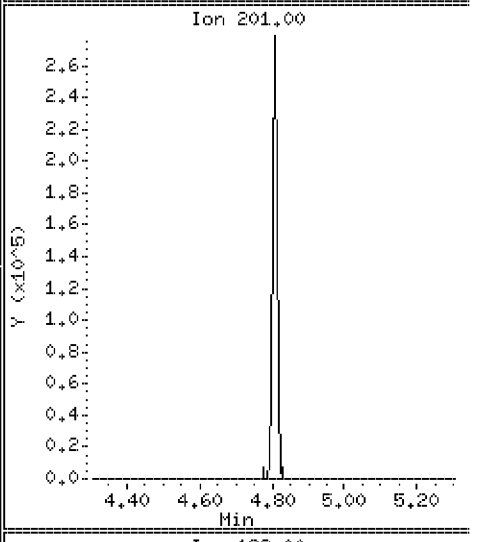

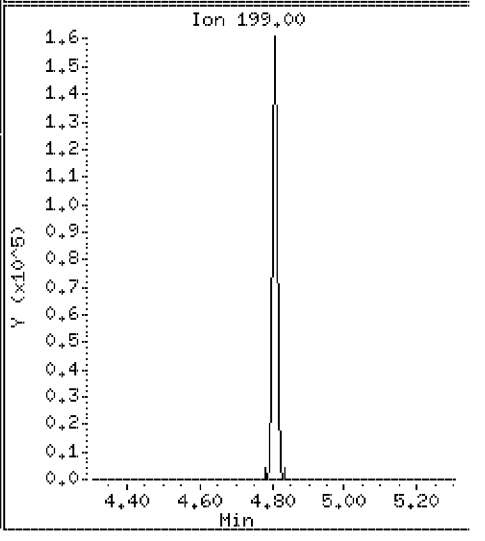

Data File: \\Svecd04\DD\chem\smsd03.i\S3050412.b\8270CCV1.D

Date : 04-MAY-2012 08:13

Client ID: 8270CCV1

Instrument: smsd03.i

Sample Info: 45924

Purge Volume: 1000.0

Operator: PEL

Column phase: HPMS-5

Column diameter: 0.25

32 Nitrobenzene

Concentration: 47.4 ug/l

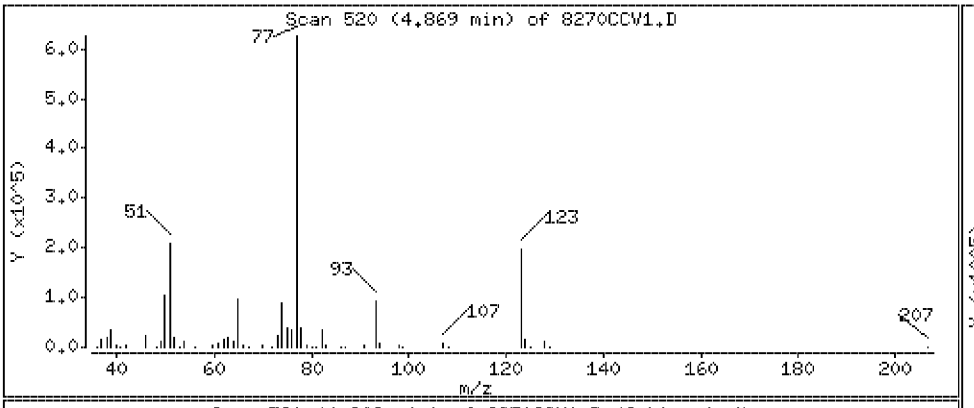

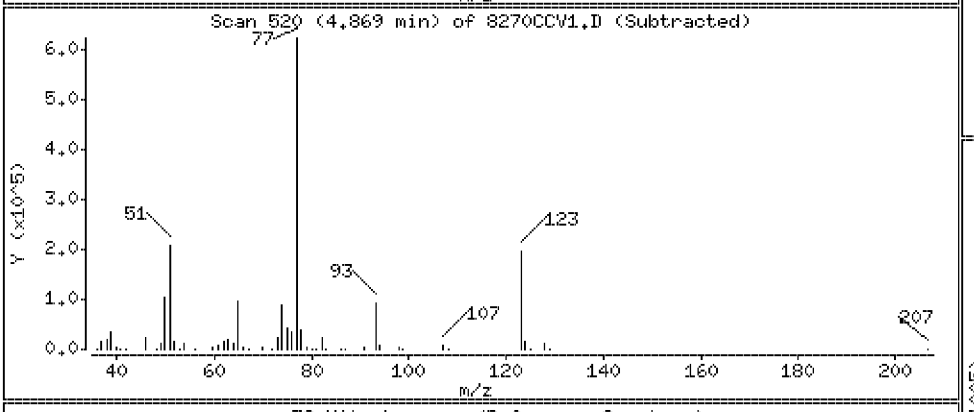

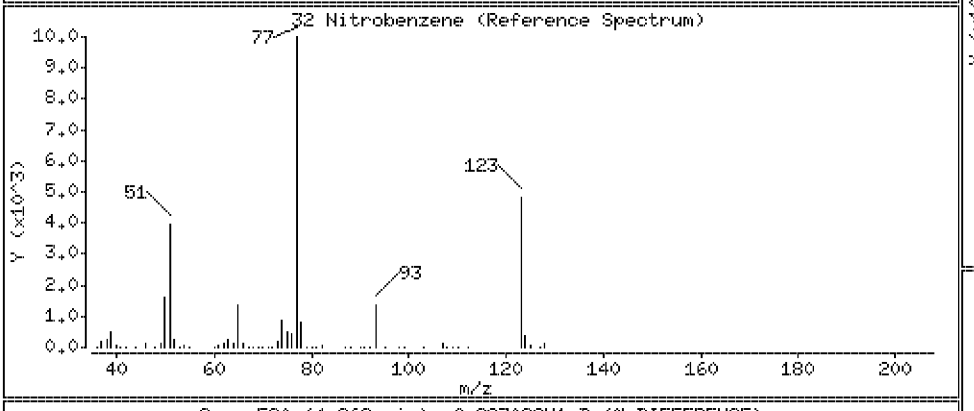

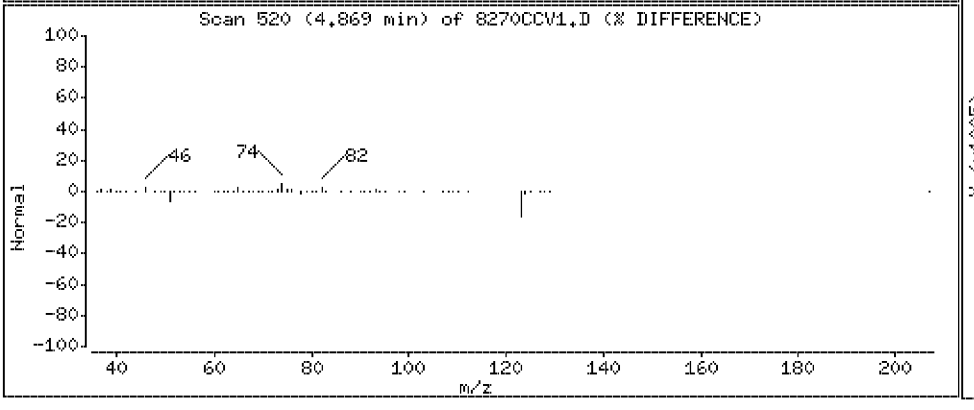

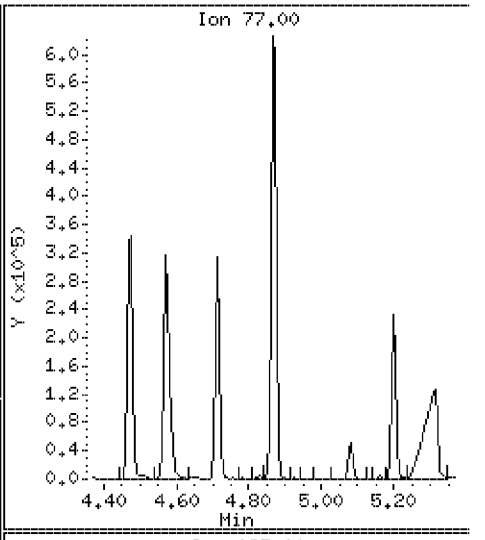

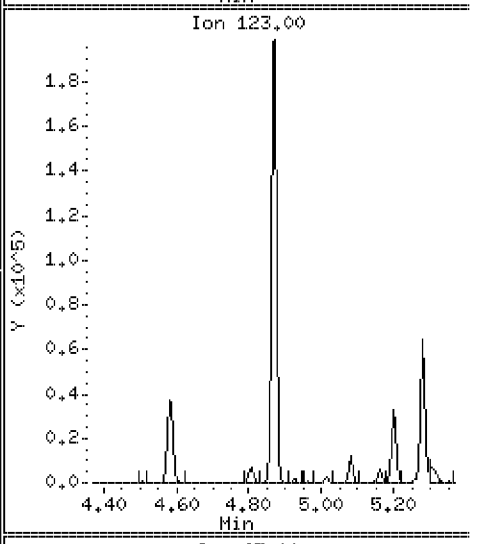

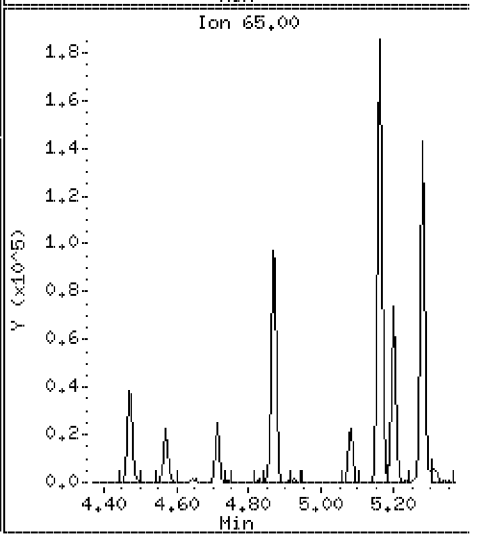

Data File: \\Svecd04\DD\chem\smsd03.i\S3050412.b\8270CCV1.D

Date : 04-MAY-2012 08:13

Client ID: 8270CCV1

Instrument: smsd03.i

Sample Info: 45924

Purge Volume: 1000.0

Operator: PEL

Column phase: HPMS-5

Column diameter: 0.25

34 Isophorone

Concentration: 48.3 ug/l

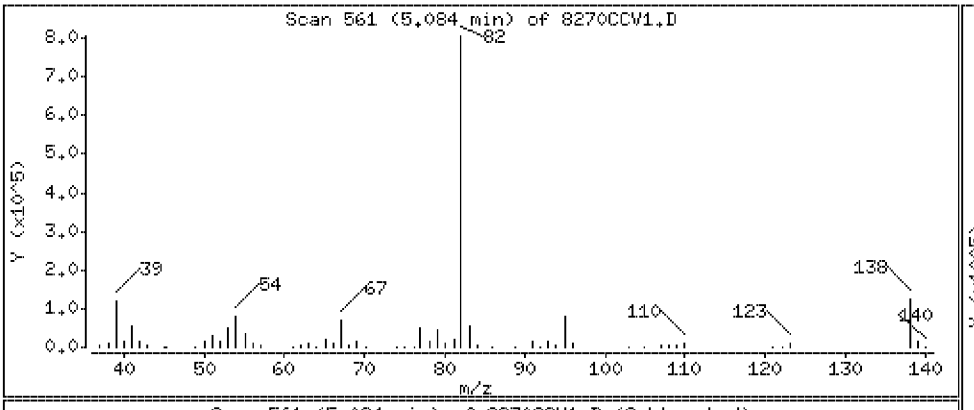

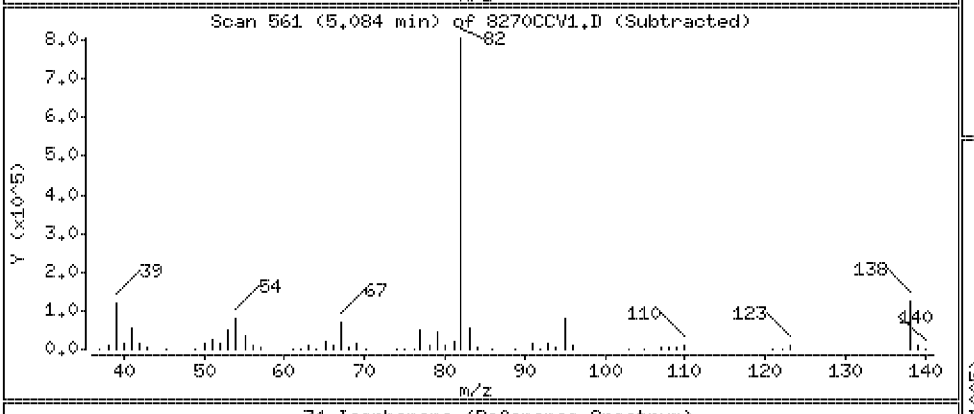

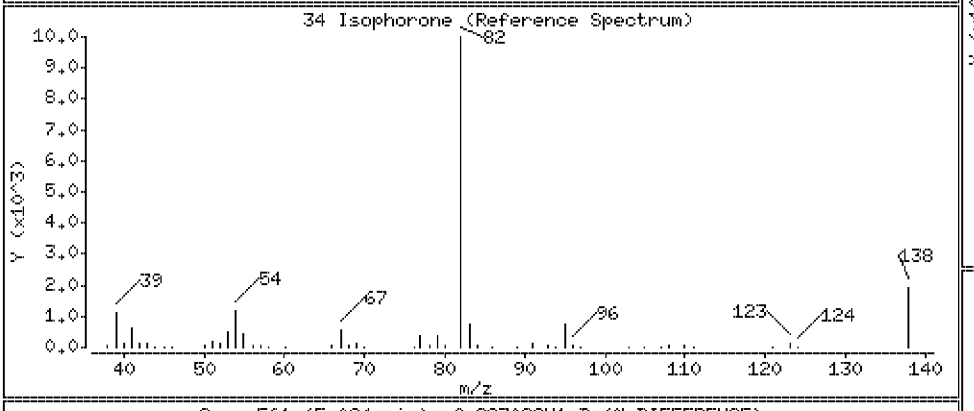

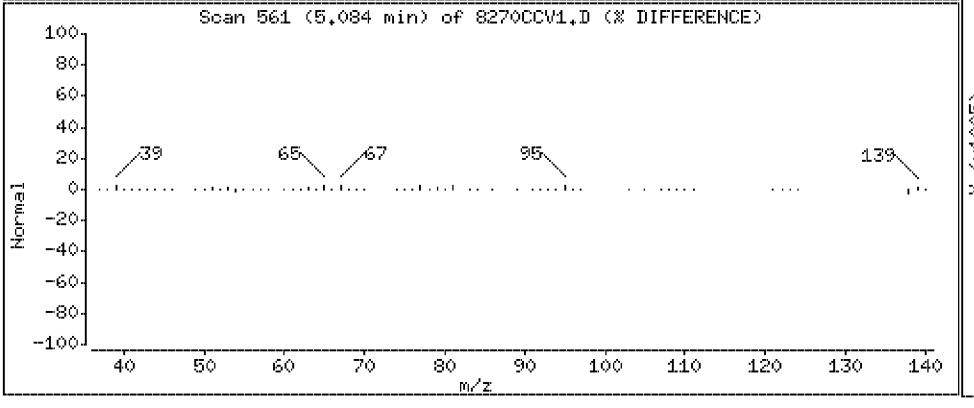

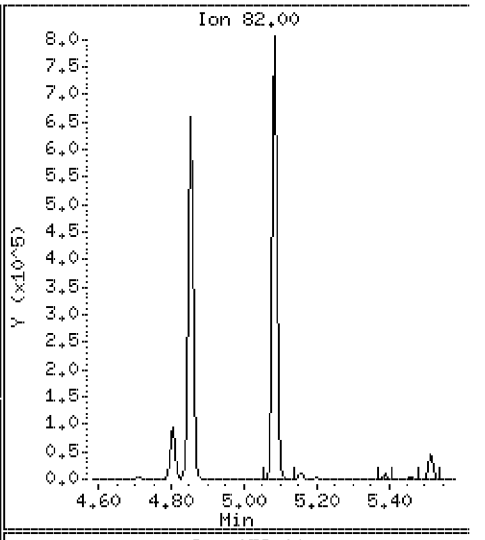

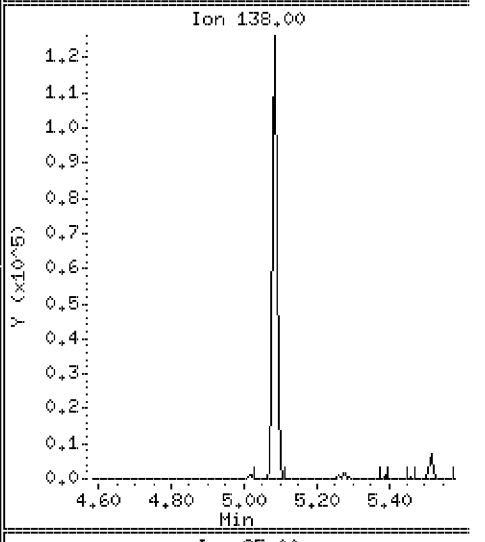

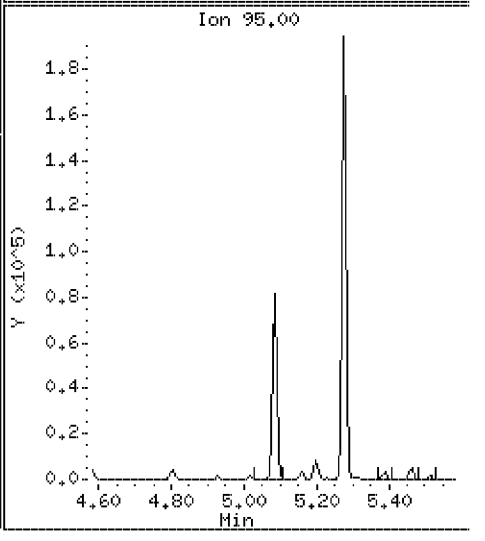

Data File: \\Svecd04\DD\chem\smsd03.i\S3050412.b\8270CCV1.D

Date : 04-MAY-2012 08:13

Client ID: 8270CCV1 | Instrument: smsd03.i

Sample Info: 45924

Purge Volume: 1000.0 | Operator: PEL

Column phase: HPMS-5 | Column diameter: 0.25

35 2-Nitrophenol | Concentration: 47.1 ug/l

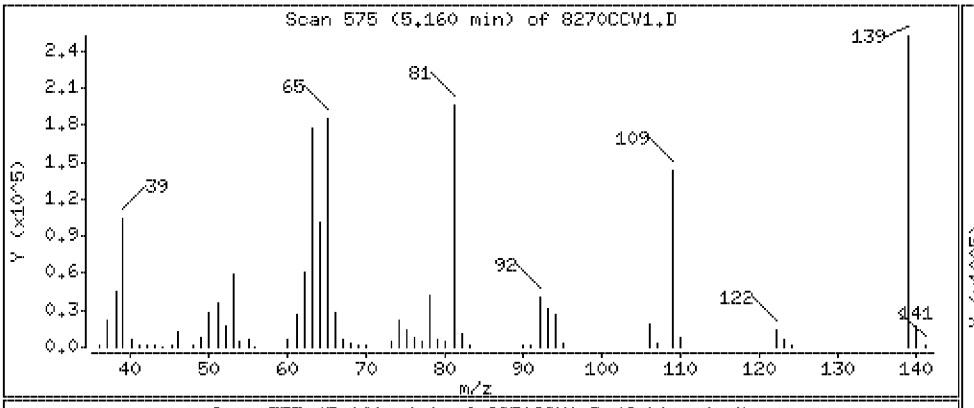

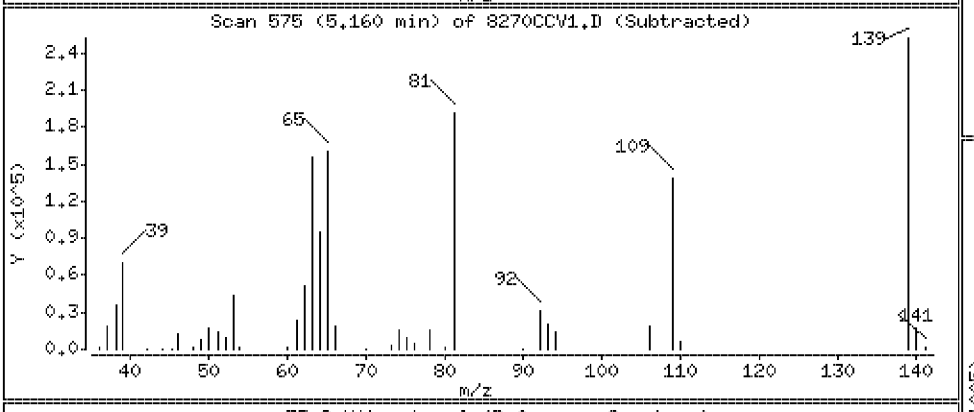

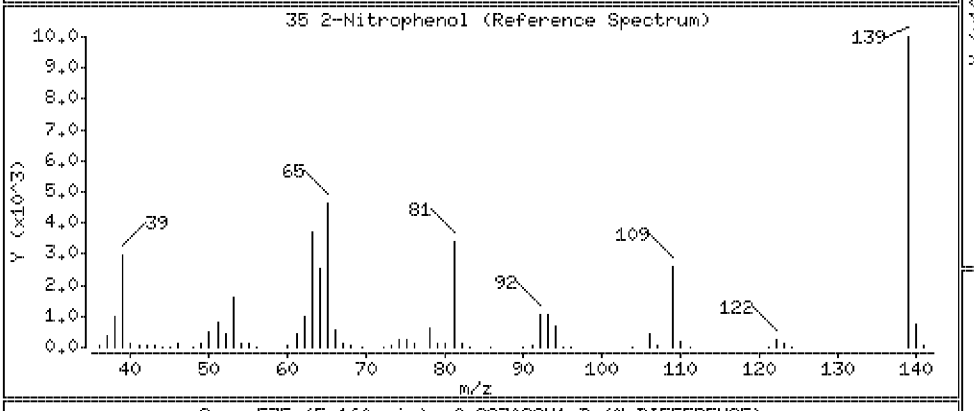

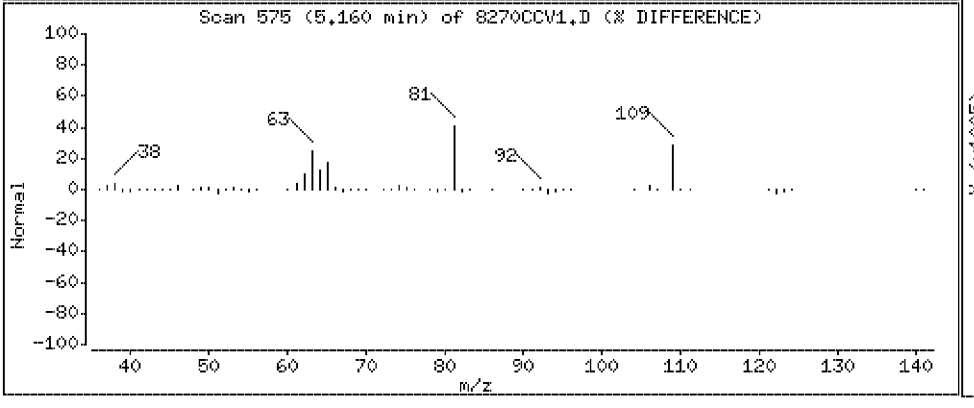

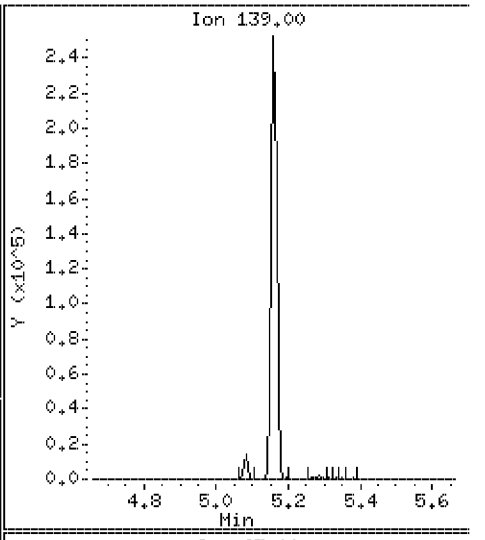

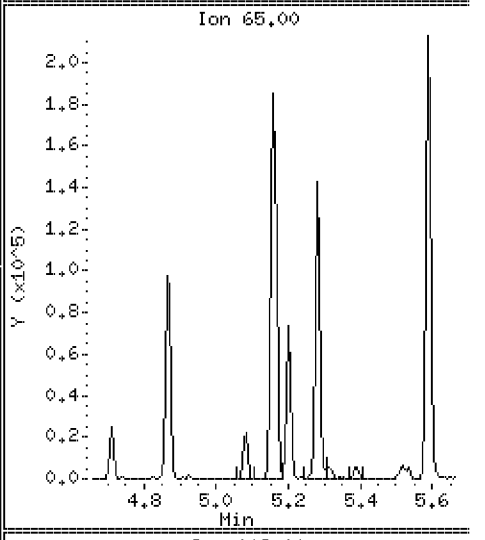

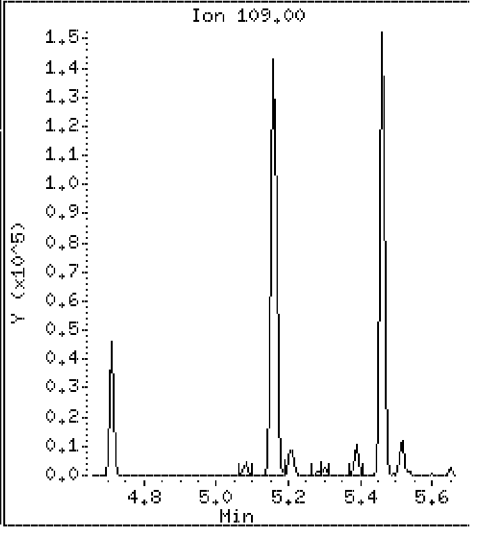

Data File: \\Svecd04\DD\chem\smsd03.i\S3050412.b\8270CCV1.D

Date : 04-MAY-2012 08:13

Client ID: 8270CCV1 Instrument: smsd03.i

Sample Info: 45924

Purge Volume: 1000.0 Operator: PEL

Column phase: HPMS-5 Column diameter: 0.25

36 2,4-Dimethylphenol Concentration: 45.2 ug/l

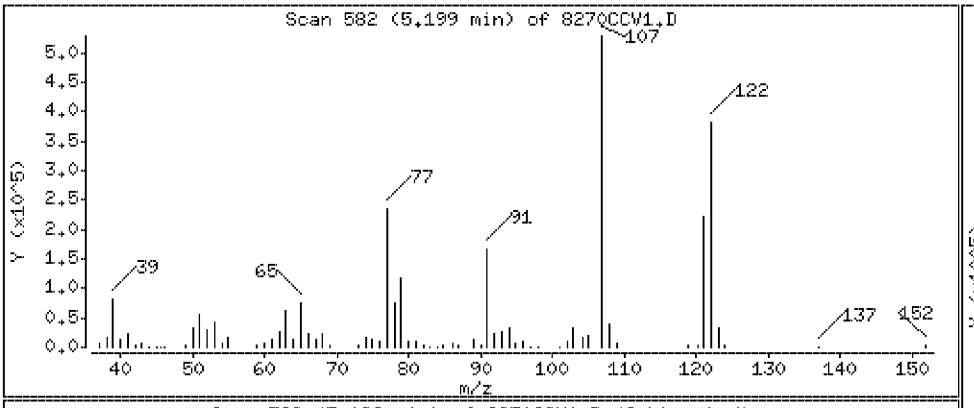

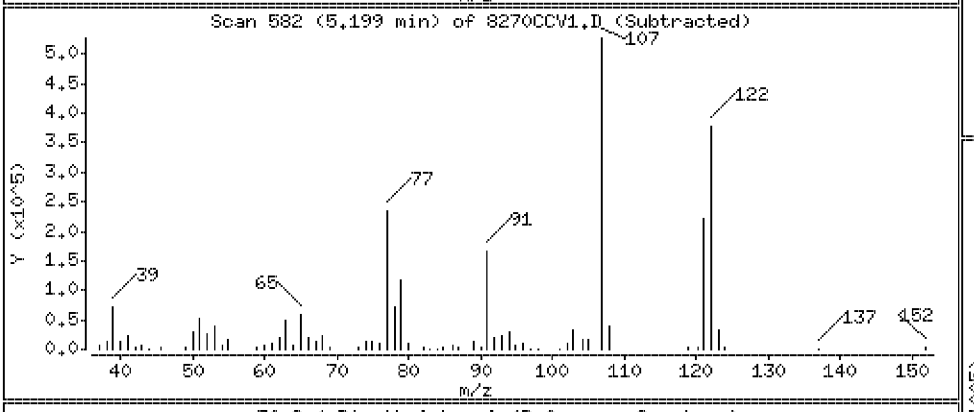

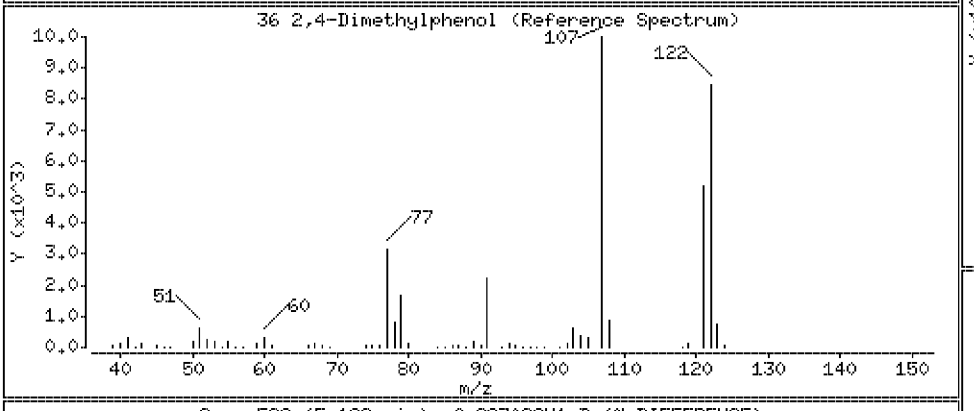

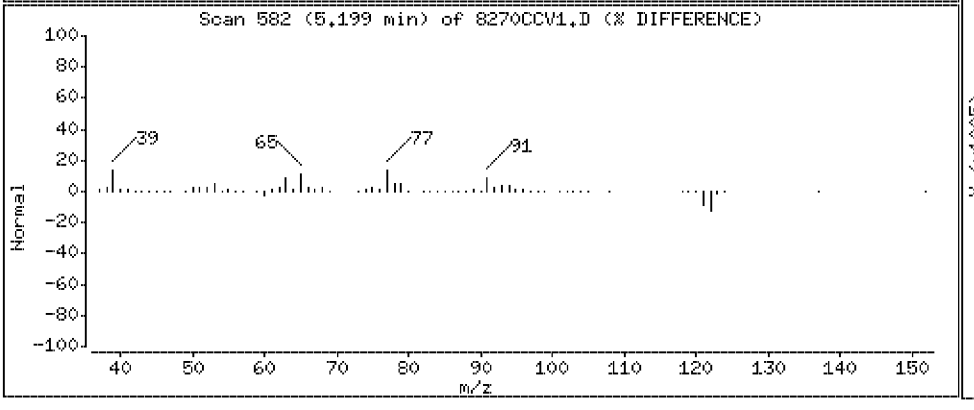

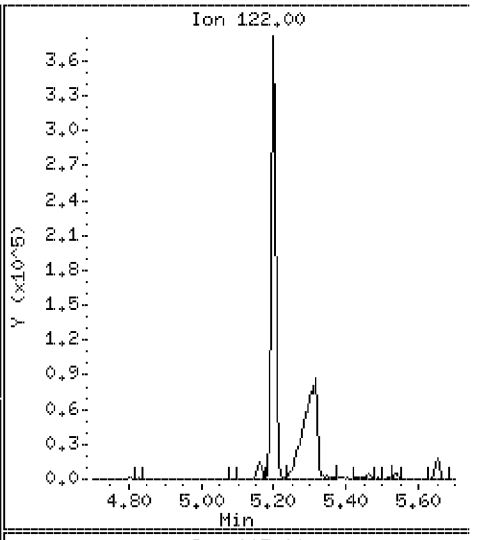

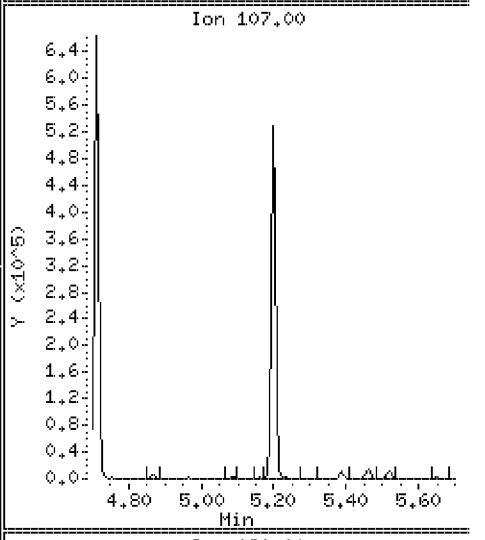

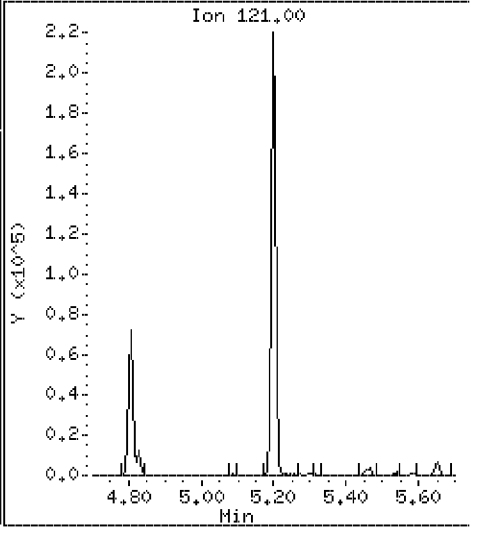

Data File: \\Svecd04\DD\chem\smsd03.i\S3050412.b\8270CCV1.D

Date : 04-MAY-2012 08:13

Client ID: 8270CCV1 Instrument: smsd03.i

Sample Info: 45924

Purge Volume: 1000.0 Operator: PEL

Column phase: HPMS-5 Column diameter: 0.25

38 Bis(2-Chloroethoxy)methane Concentration: 46.3 ug/l

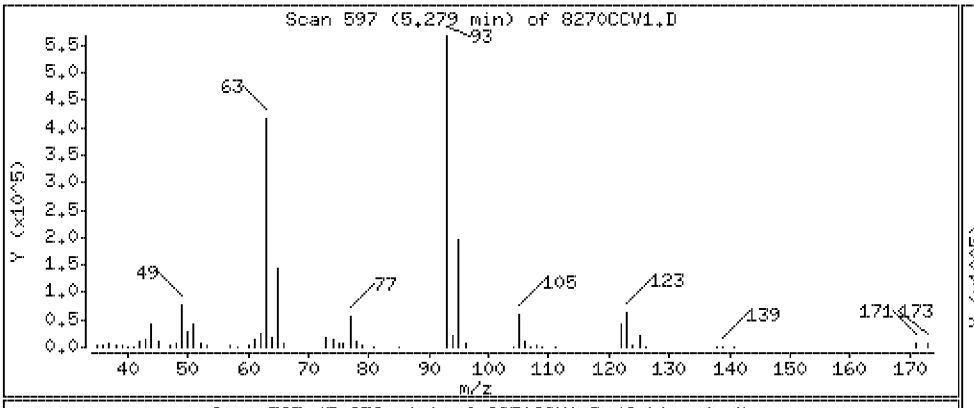

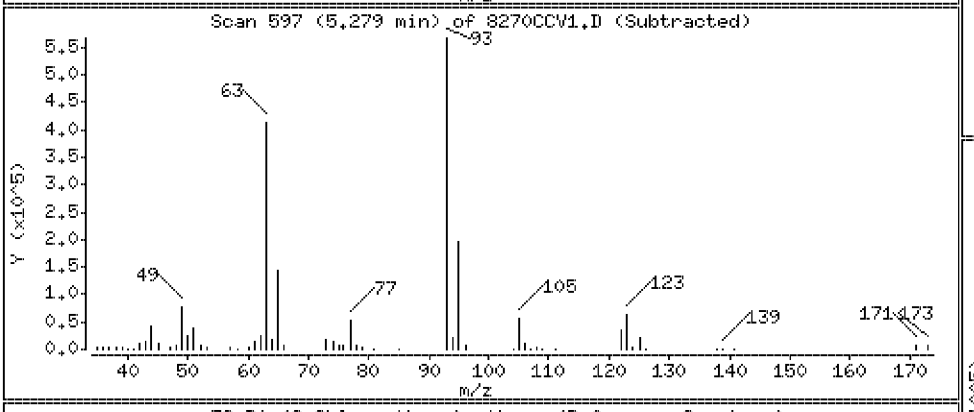

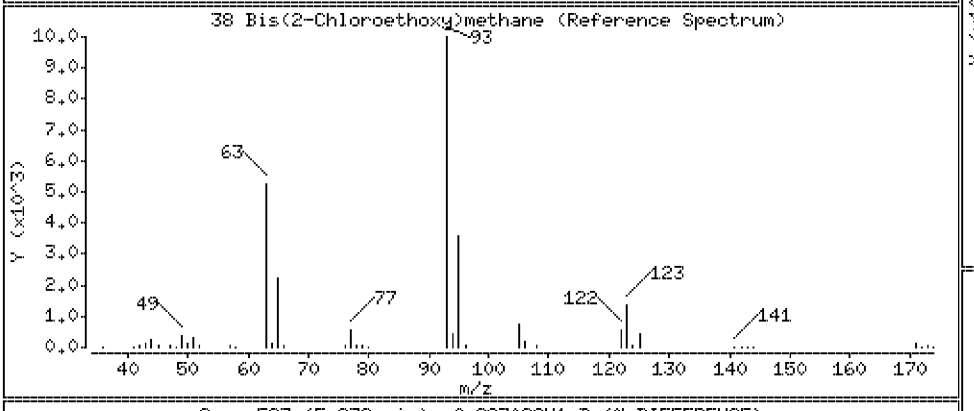

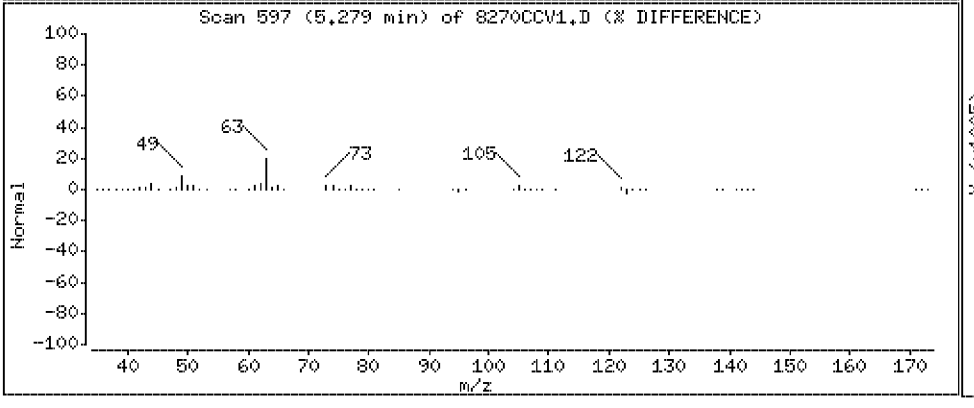

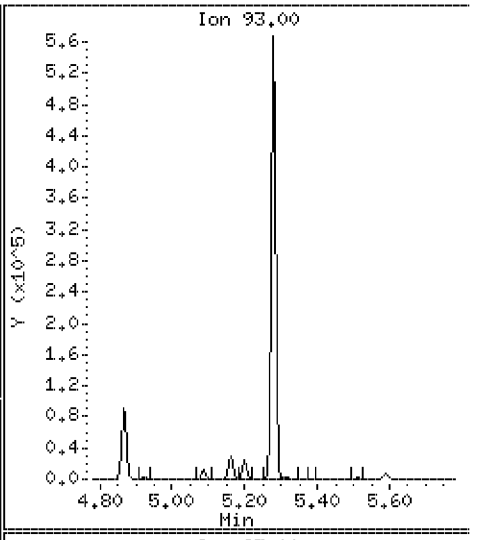

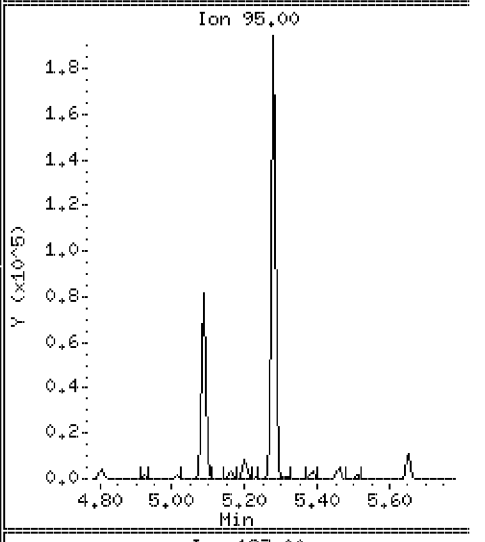

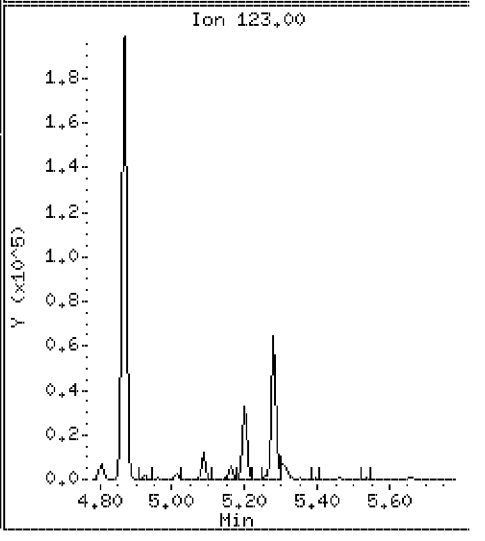

Data File: \\Svecd04\DD\chem\smsd03.i\S3050412.b\8270CCV1.D

Date : 04-MAY-2012 08:13

Client ID: 8270CCV1 Instrument: smsd03.i

Sample Info: 45924

Purge Volume: 1000.0 Operator: PEL

Column phase: HPMS-5 Column diameter: 0.25

40 Benzoic Acid Concentration: 46.4 ug/l

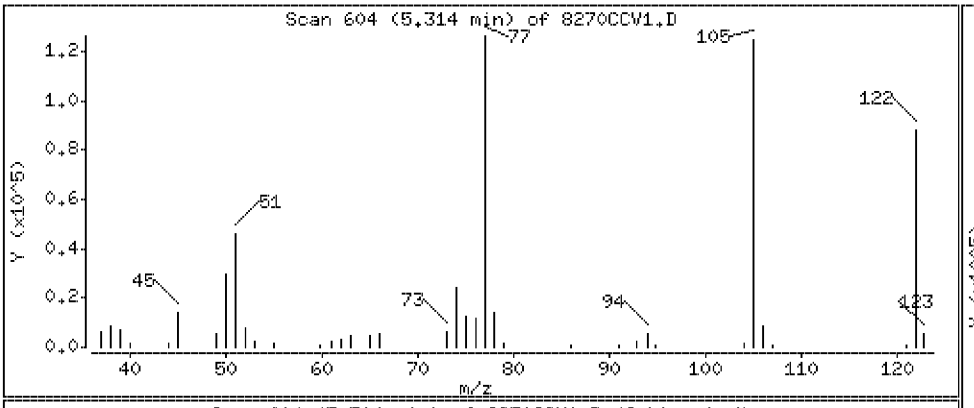

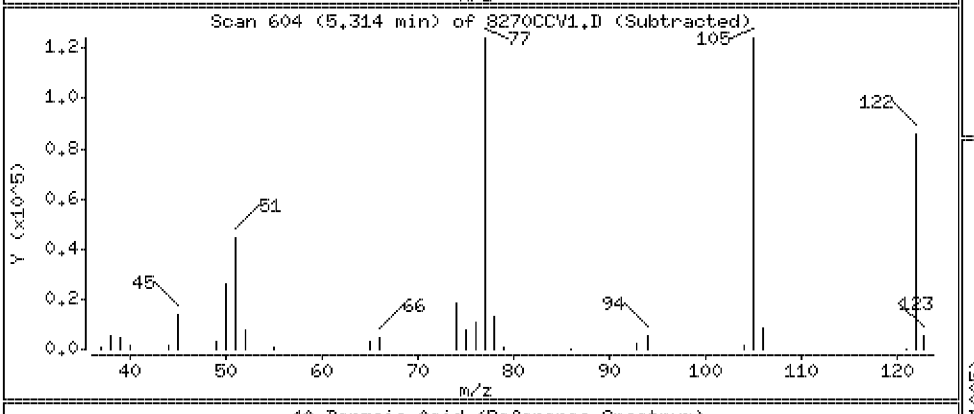

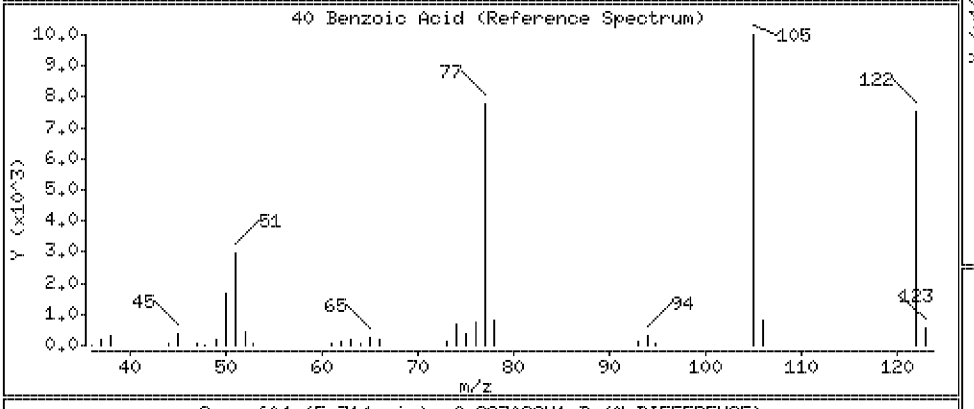

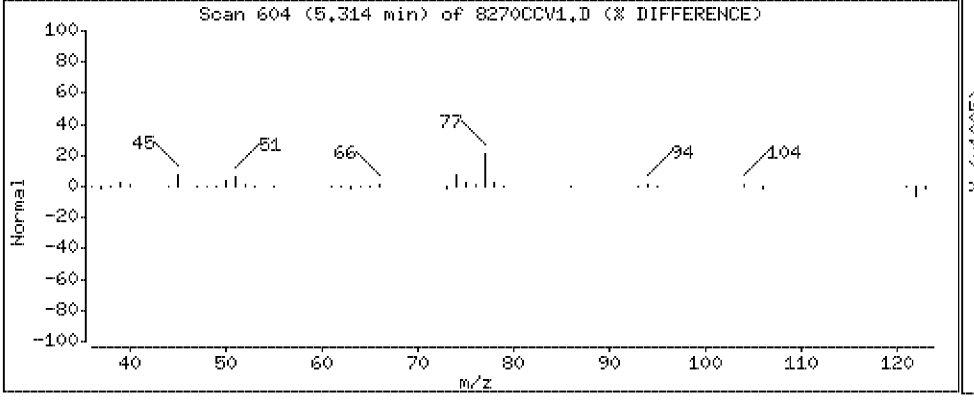

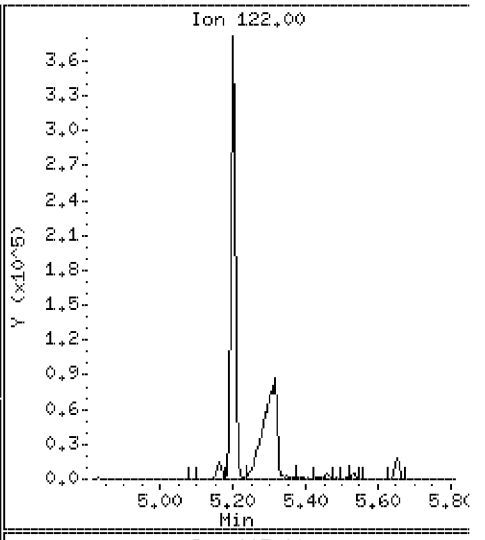

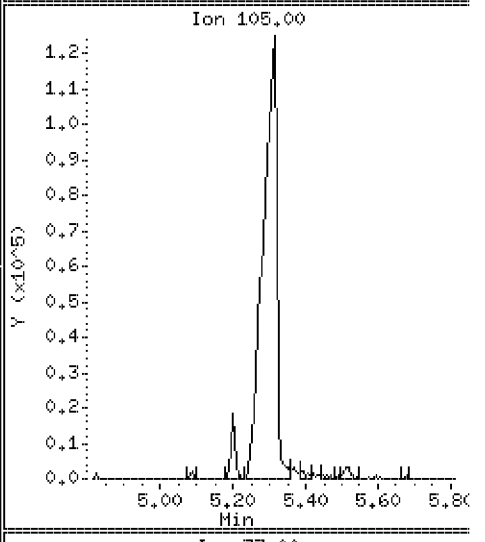

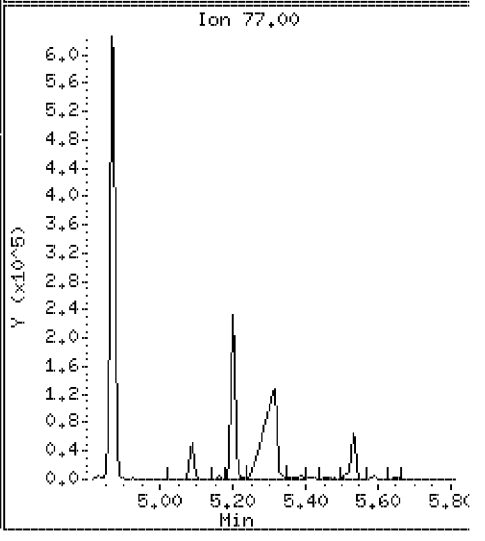

Data File: \\Svecd04\DD\chem\smsd03.i\S3050412.b\8270CCV1.D

Date : 04-MAY-2012 08:13

Client ID: 8270CCV1 Instrument: smsd03.i

Sample Info: 45924

Purge Volume: 1000.0 Operator: PEL

Column phase: HPMS-5 Column diameter: 0.25

41 2,4-Dichlorophenol Concentration: 48.3 ug/l

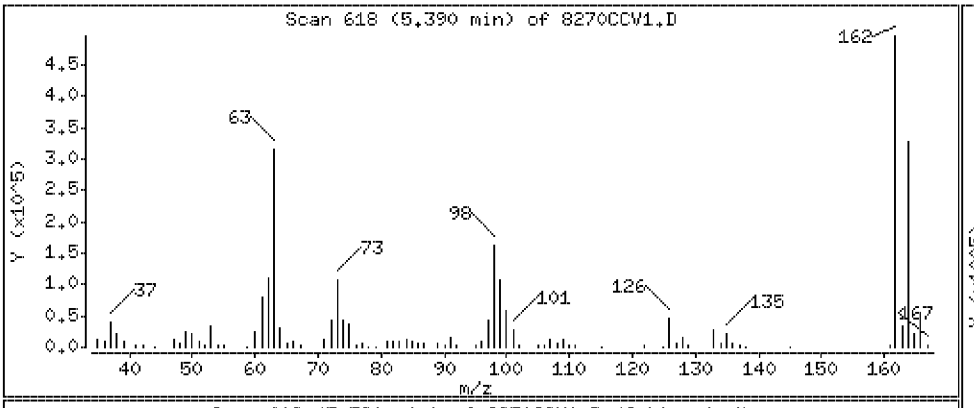

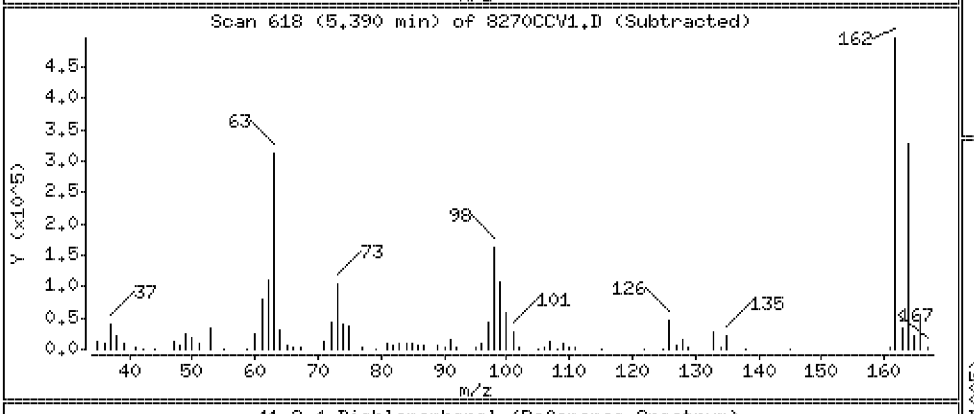

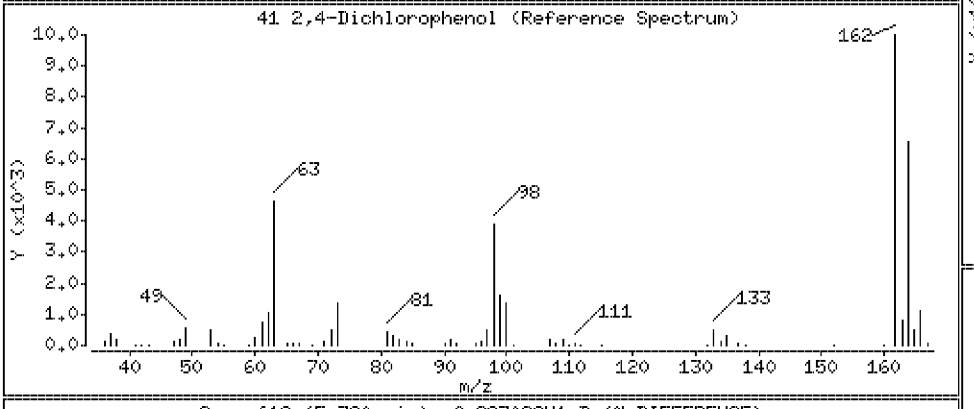

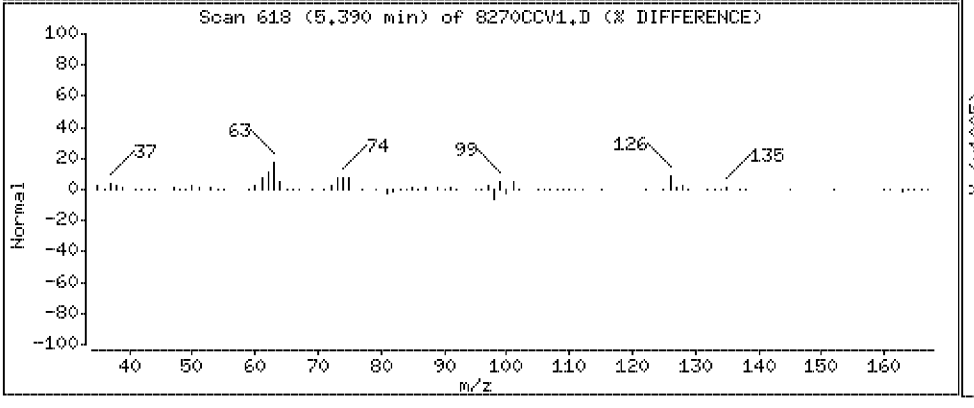

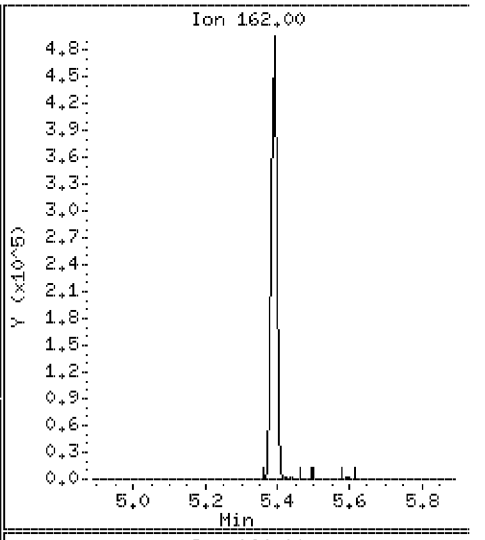

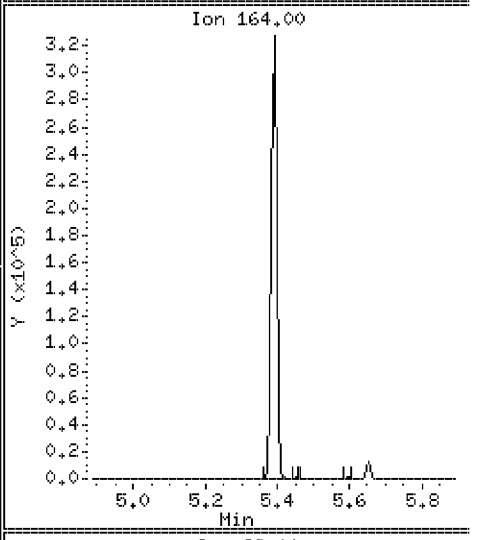

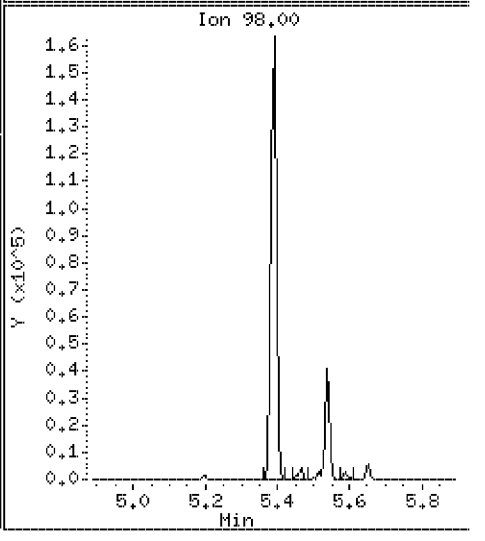

Data File: \\Svecd04\DD\chem\smsd03.i\S3050412.b\8270CCV1.D

Date : 04-MAY-2012 08:13

Client ID: 8270CCV1 Instrument: smsd03.i

Sample Info: 45924

Purge Volume: 1000.0 Operator: PEL

Column phase: HPMS-5 Column diameter: 0.25

42 1,2,4-Trichlorobenzene Concentration: 47.5 ug/l

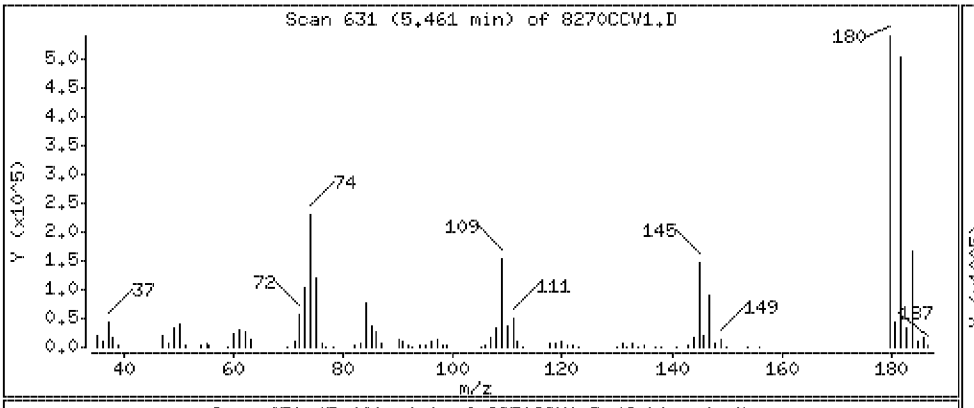

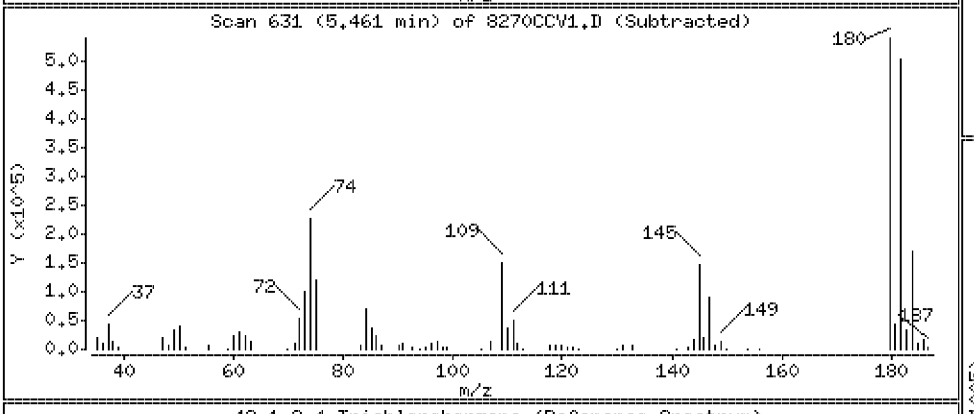

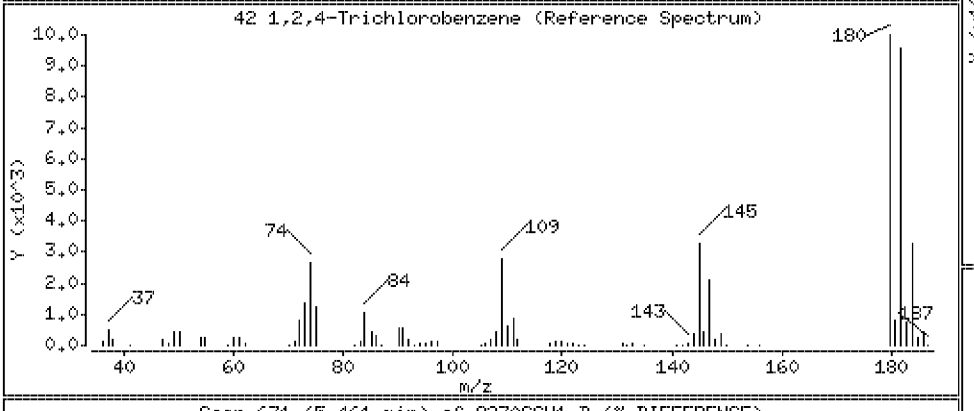

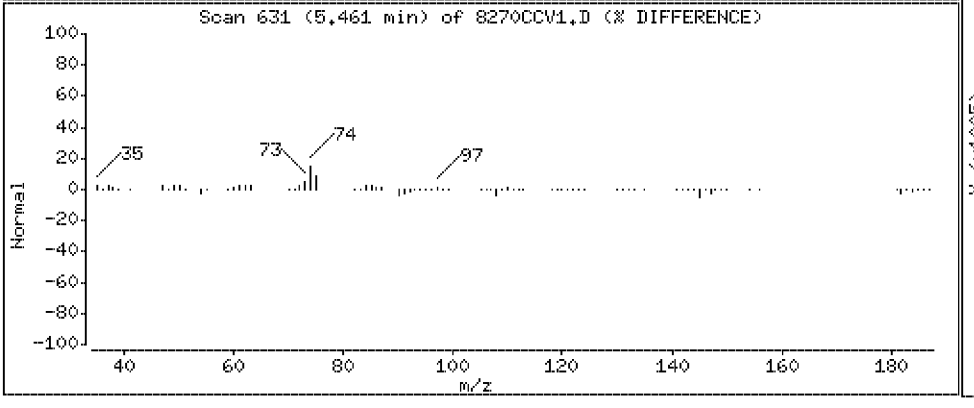

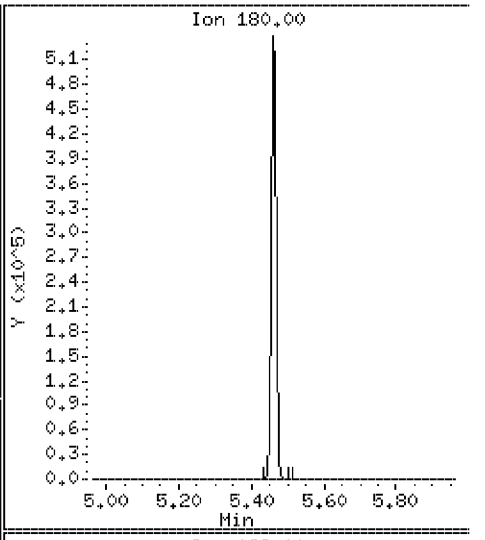

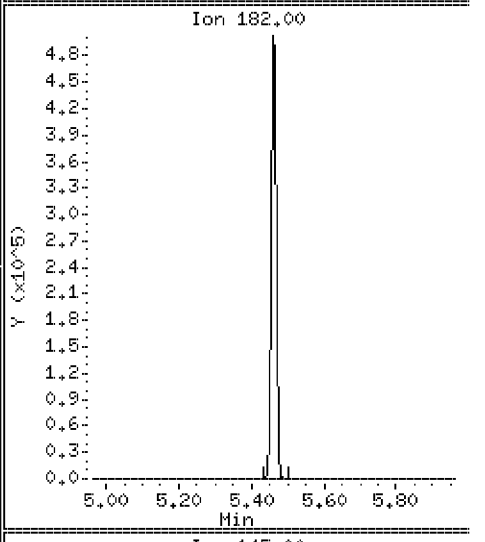

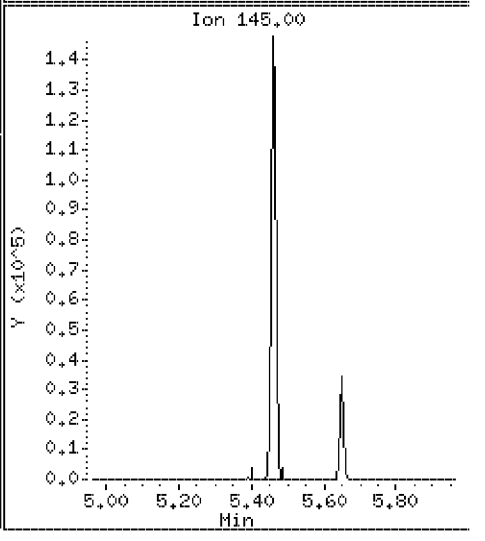

Data File: \\Svecd04\DD\chem\smsd03.i\S3050412.b\8270CCV1.D

Date : 04-MAY-2012 08:13

Client ID: 8270CCV1 Instrument: smsd03.i

Sample Info: 45924

Purge Volume: 1000.0 Operator: PEL

Column phase: HPMS-5 Column diameter: 0.25

44 Naphthalene Concentration: 46.7 ug/l

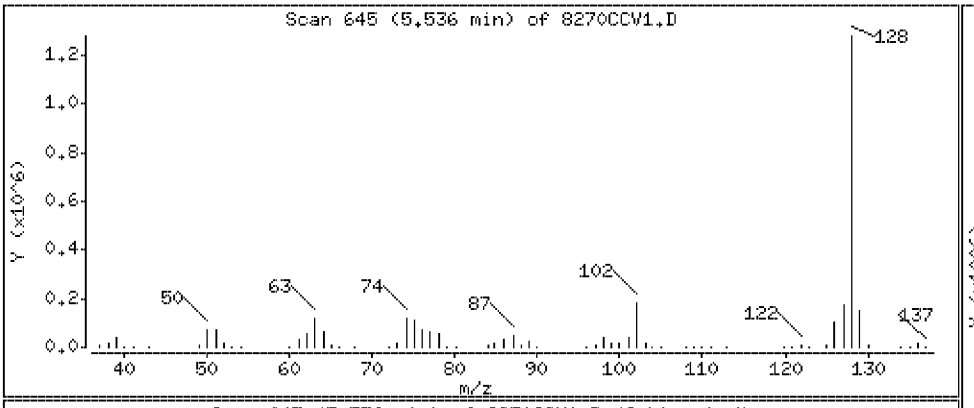

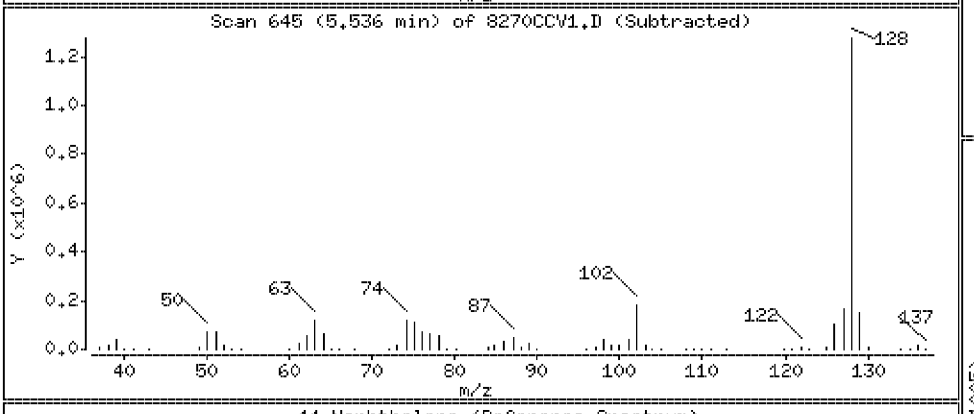

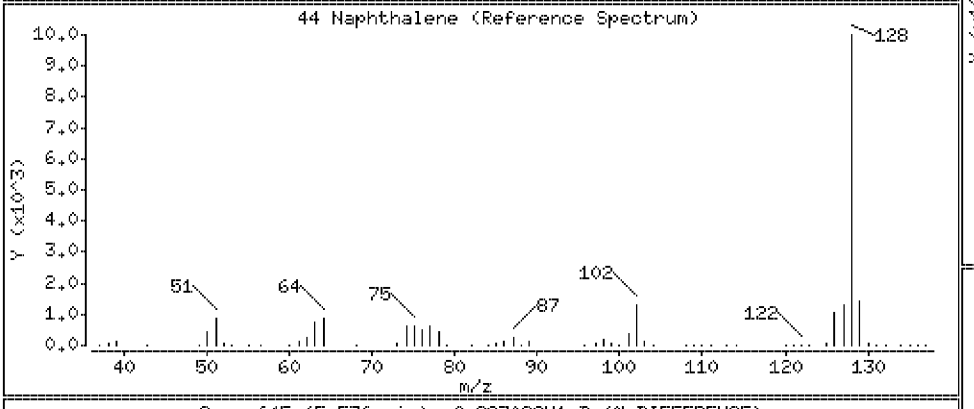

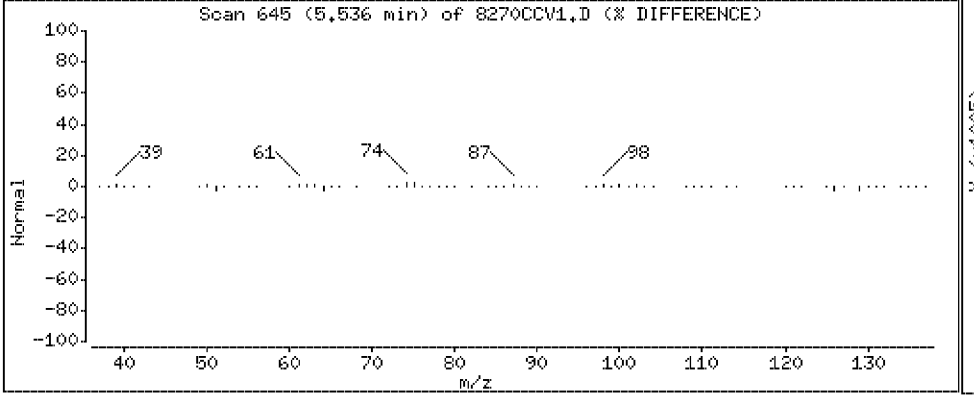

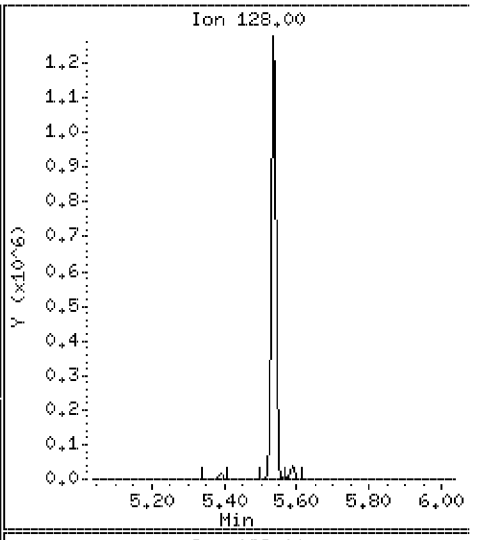

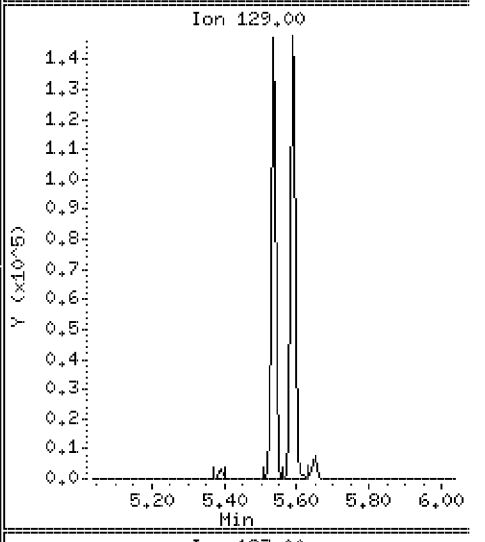

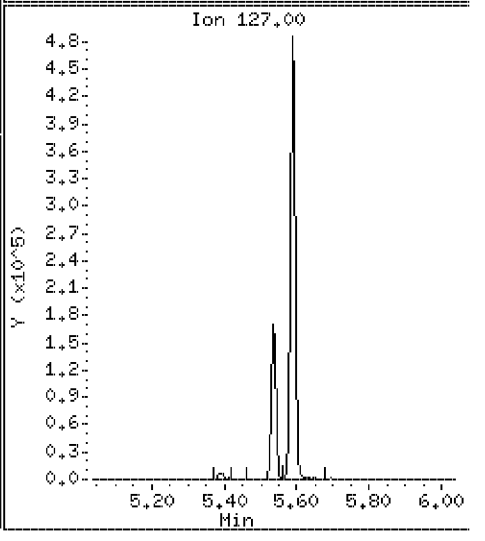

Data File: \\Svecd04\DD\chem\smsd03.i\S3050412.b\8270CCV1.D

Date : 04-MAY-2012 08:13

Client ID: 8270CCV1

Instrument: smsd03.i

Sample Info: 45924

Purge Volume: 1000.0

Operator: PEL

Column phase: HPMS-5

Column diameter: 0.25

45 4-Chloroaniline

Concentration: 44.1 ug/l

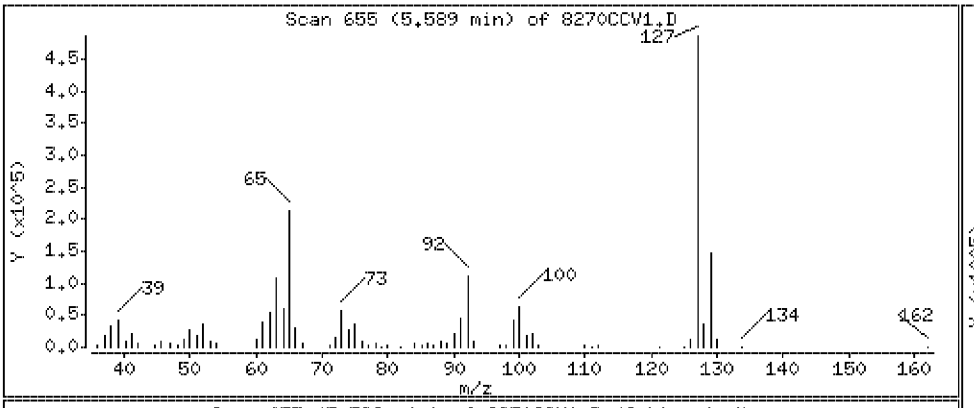

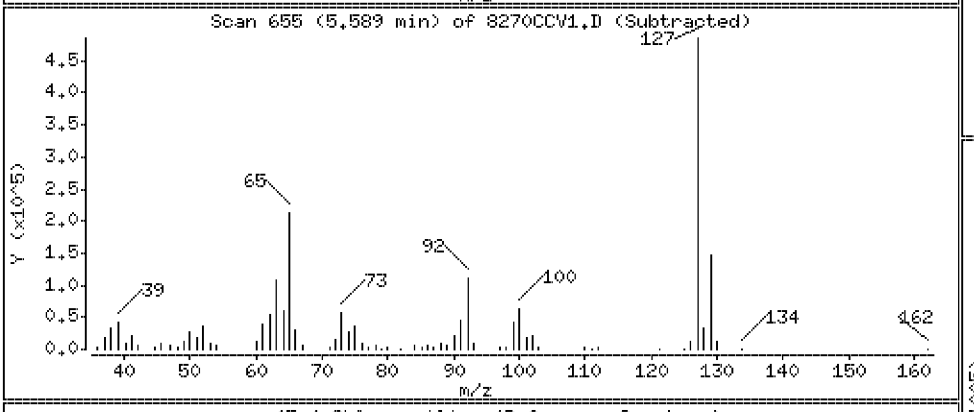

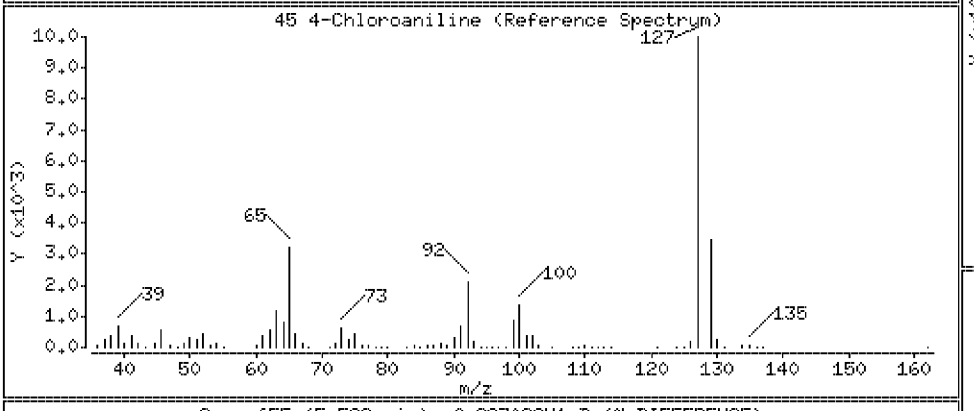

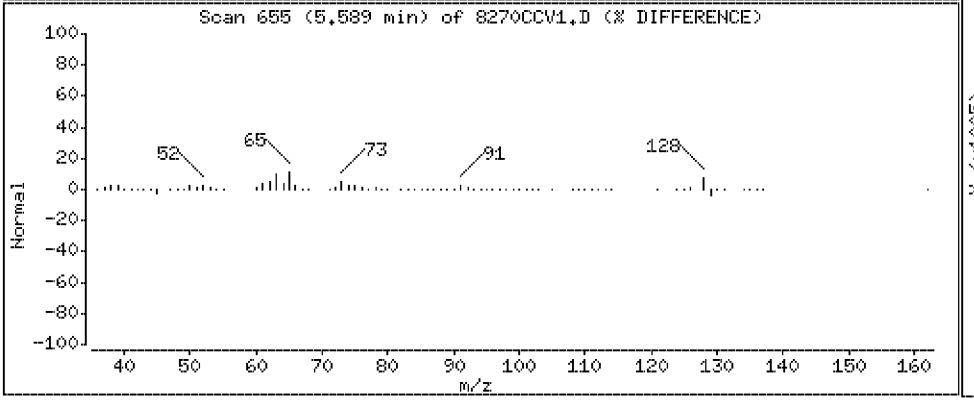

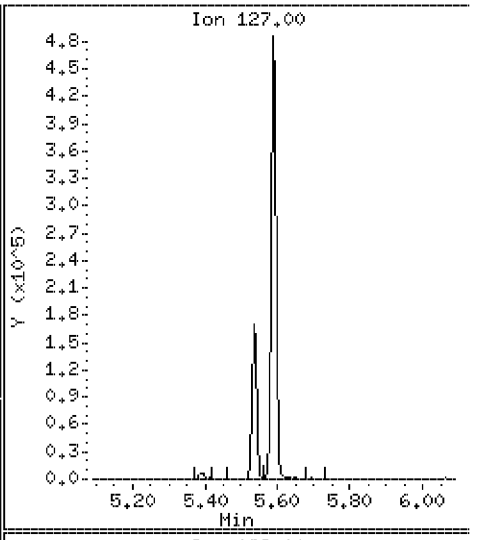

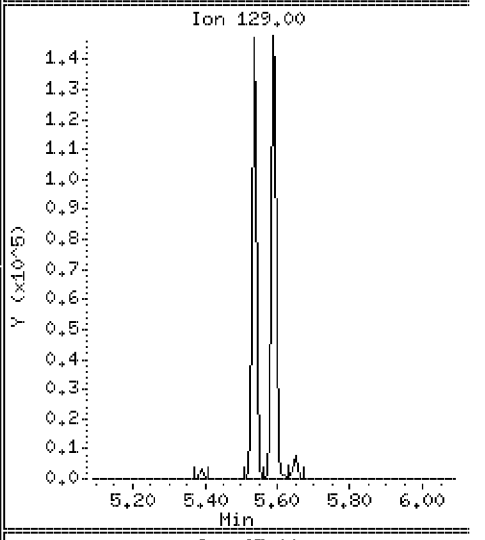

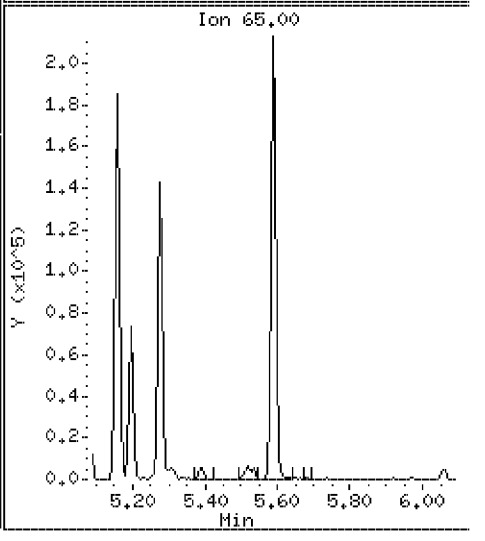

Data File: \\Svecd04\DD\chem\smsd03.i\S3050412.b\8270CCV1.D

Date : 04-MAY-2012 08:13

Client ID: 8270CCV1

Instrument: smsd03.i

Sample Info: 45924

Purge Volume: 1000.0

Operator: PEL

Column phase: HPMS-5

Column diameter: 0.25

48 Hexachlorobutadiene

Concentration: 50.2 ug/l

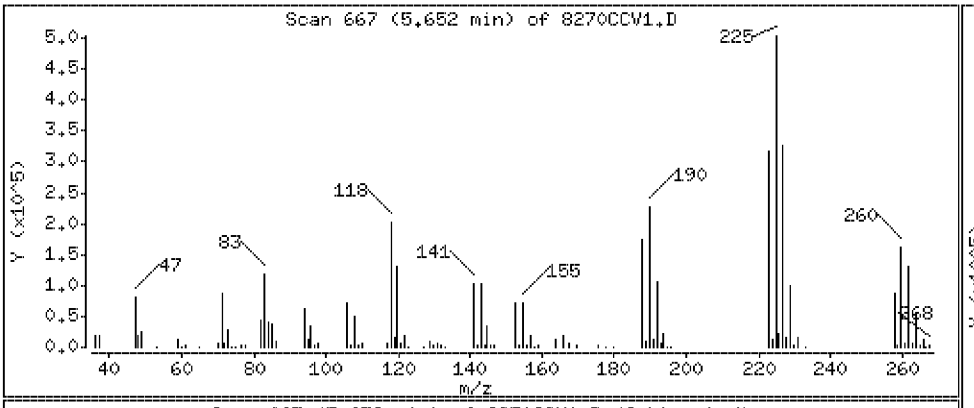

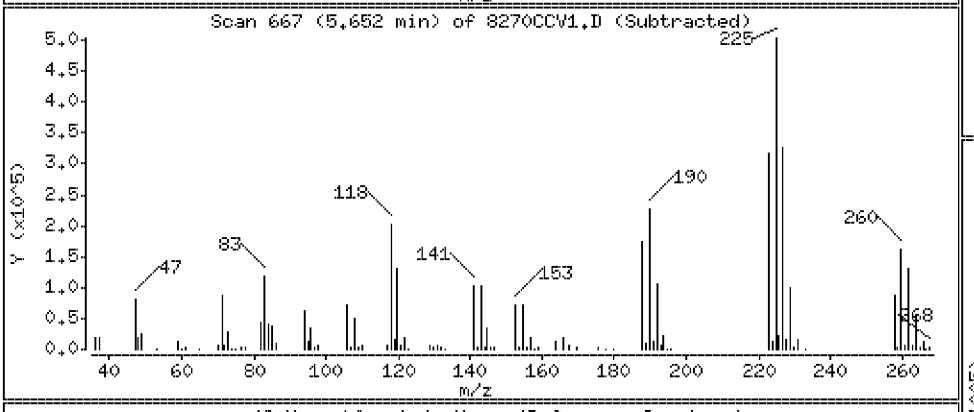

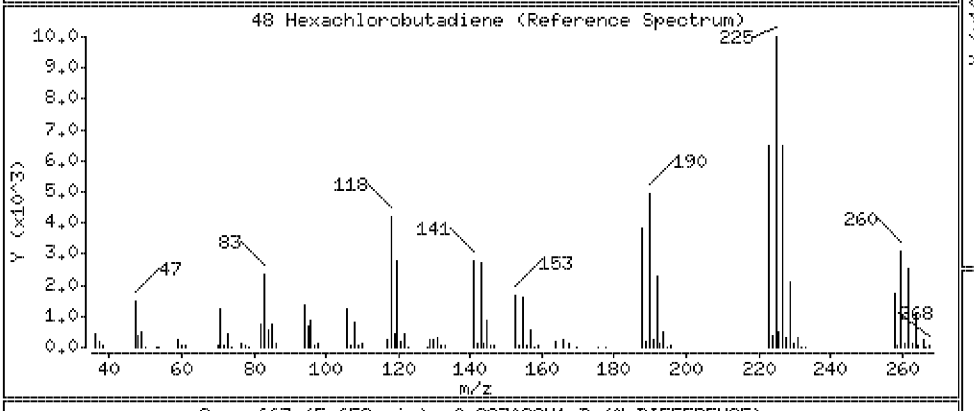

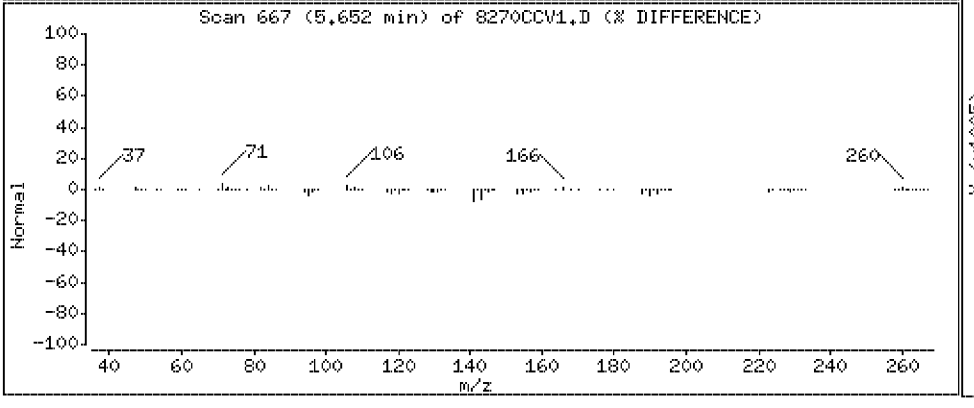

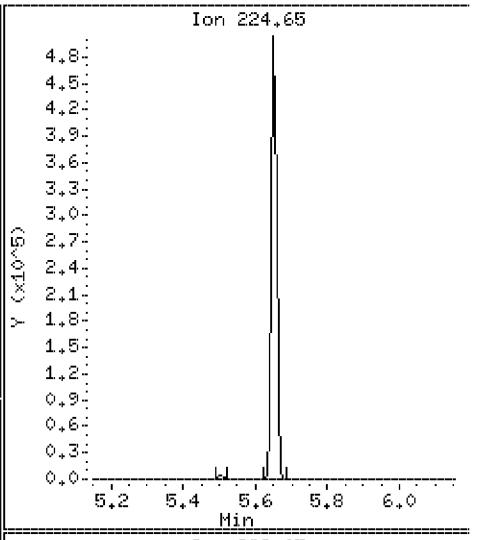

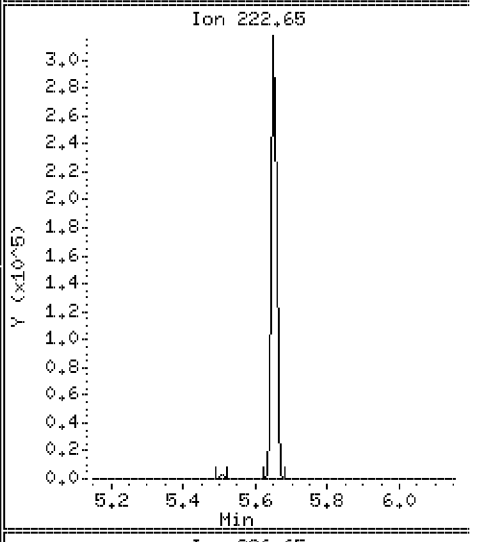

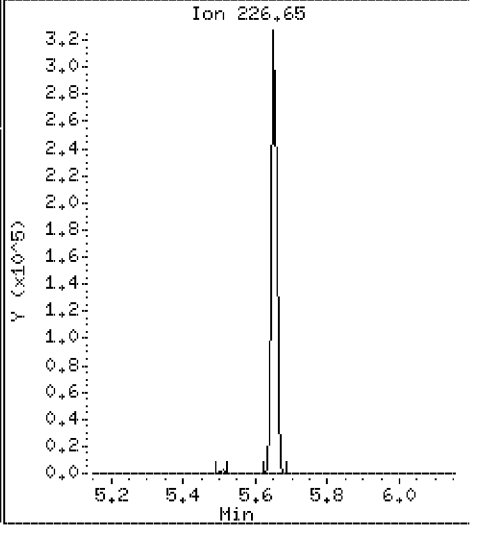

Data File: \\Svecd04\DD\chem\smsd03.i\S3050412.b\8270CCV1.D

Date : 04-MAY-2012 08:13

Client ID: 8270CCV1

Instrument: smsd03.i

Sample Info: 45924

Purge Volume: 1000.0

Operator: PEL

Column phase: HPMS-5

Column diameter: 0.25

51 4-Chloro-3-methylphenol

Concentration: 48.8 ug/l

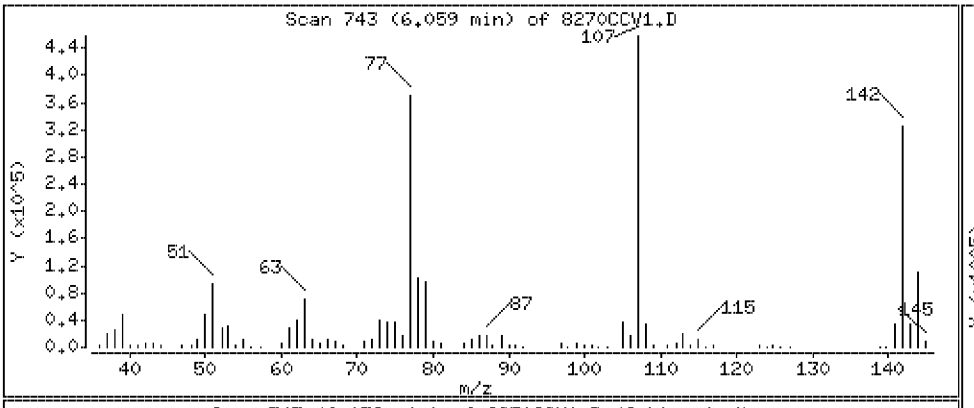

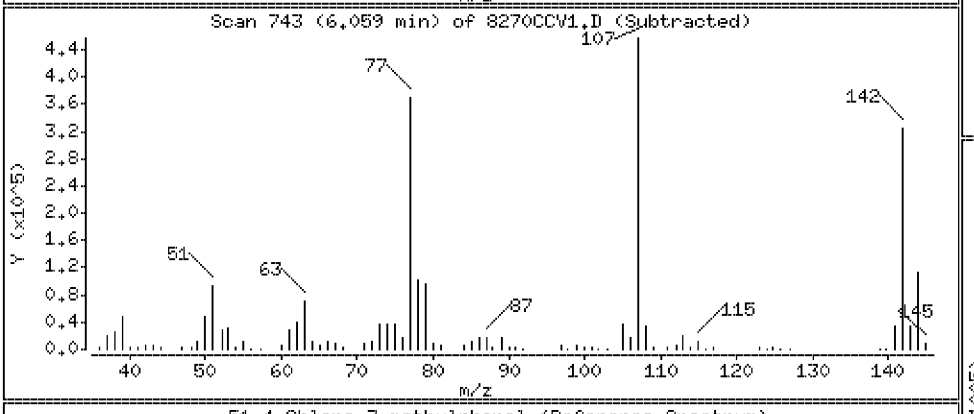

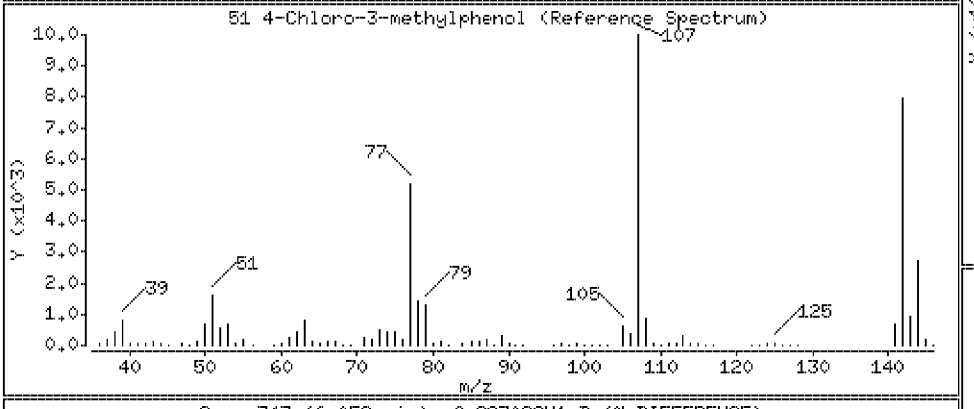

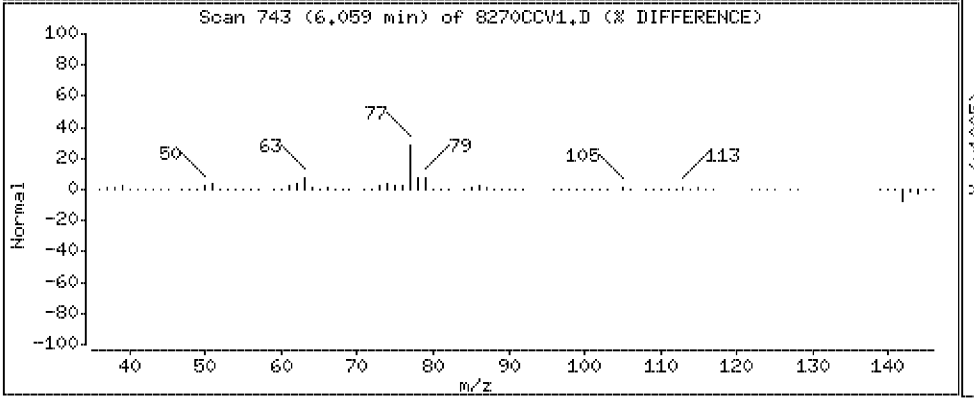

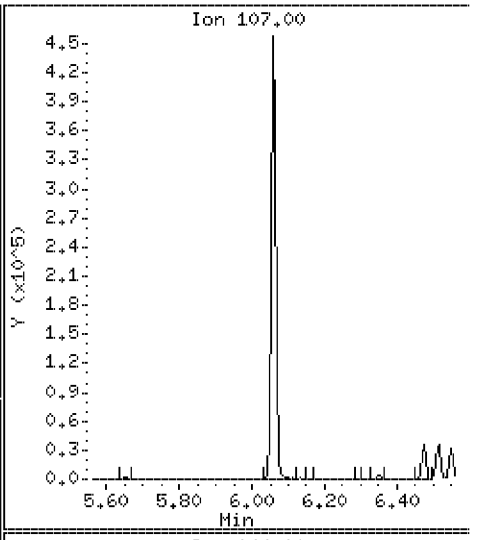

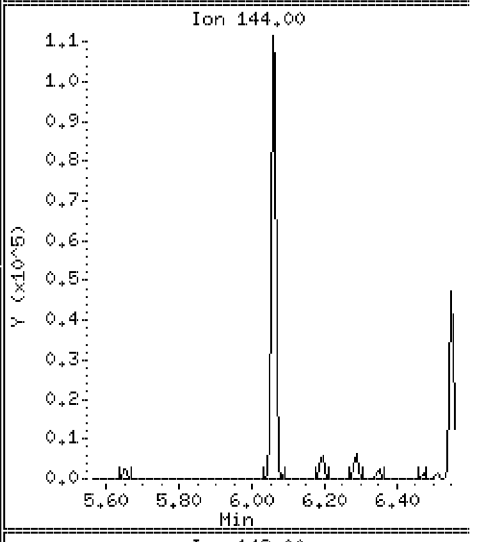

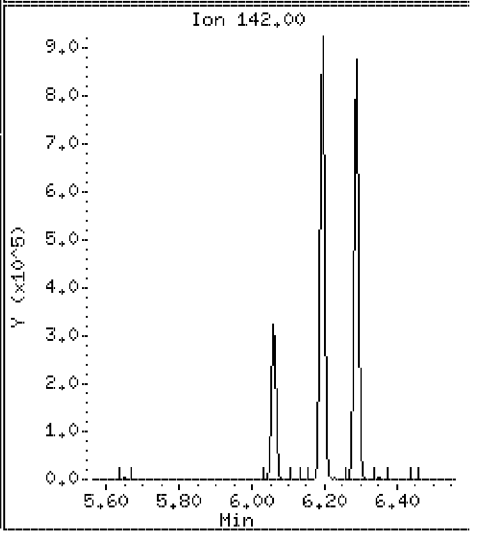

Data File: \\Svecd04\DD\chem\smsd03.i\S3050412.b\8270CCV1.D

Date : 04-MAY-2012 08:13

Client ID: 8270CCV1 Instrument: smsd03.i

Sample Info: 45924

Purge Volume: 1000.0 Operator: PEL

Column phase: HPMS-5 Column diameter: 0.25

53 2-Methylnaphthalene Concentration: 46.3 ug/l

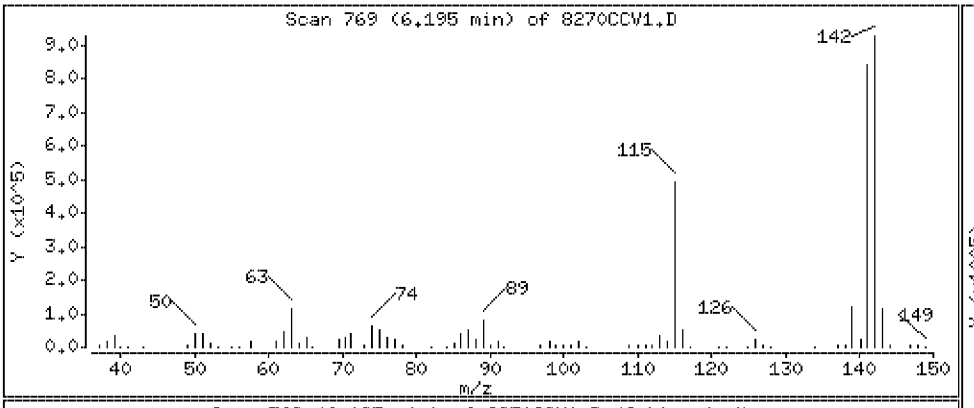

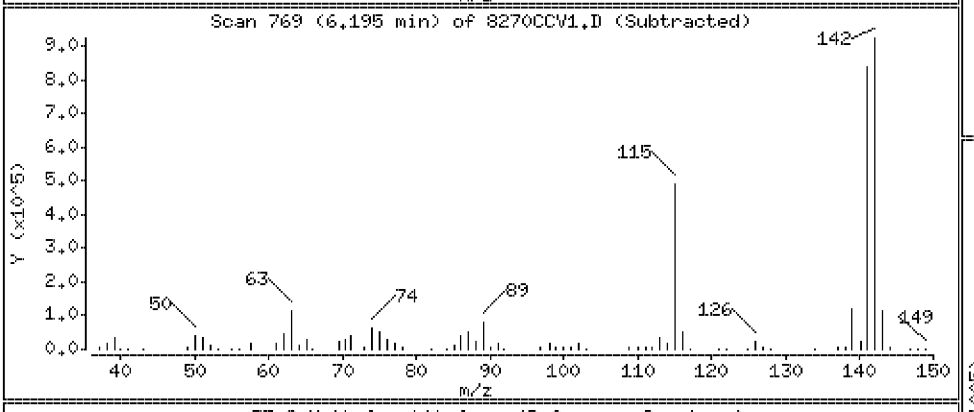

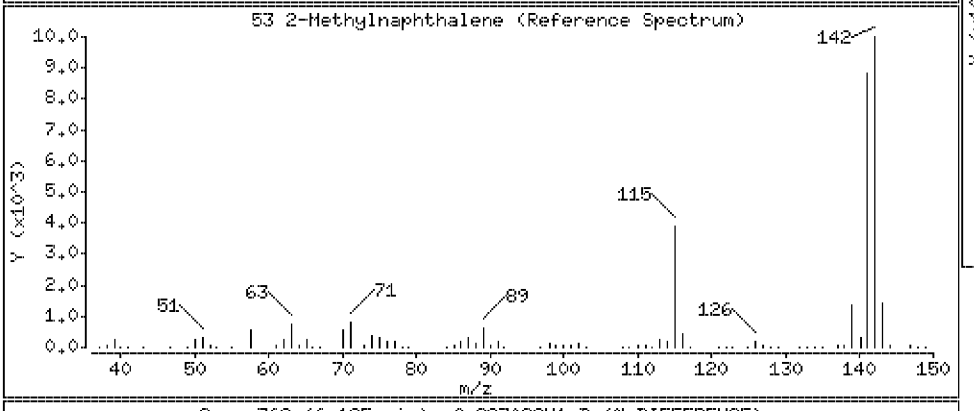

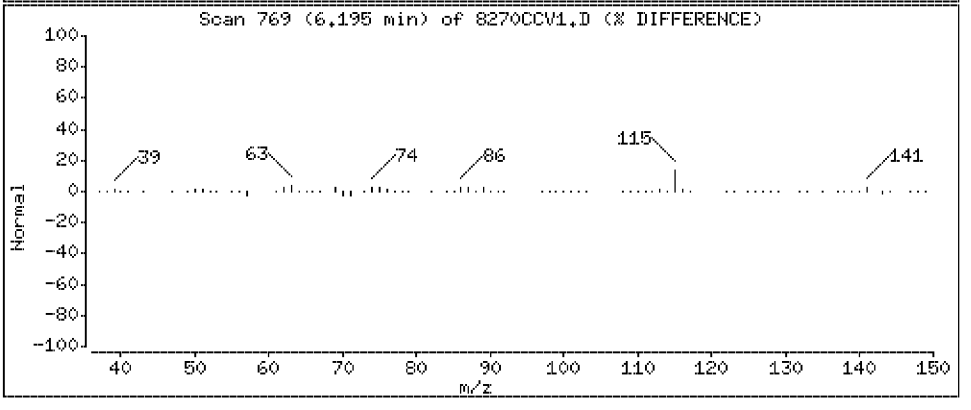

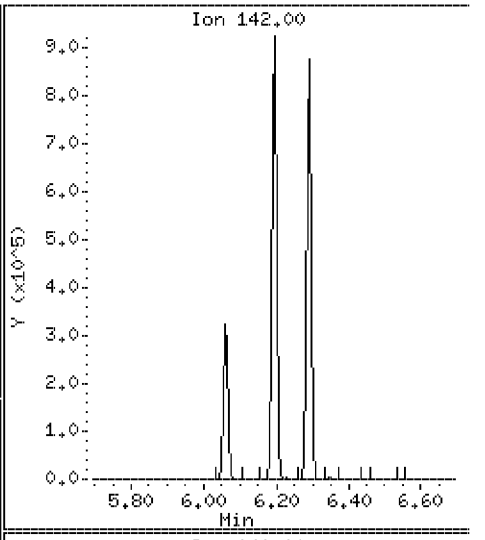

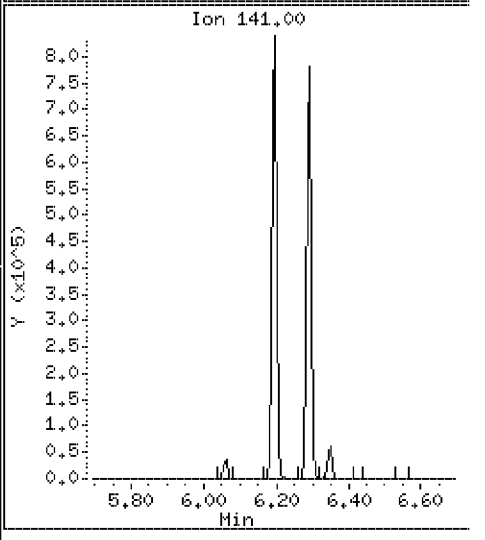

Data File: \\Svecd04\DD\chem\smsd03.i\S3050412.b\8270CCV1.D

Date : 04-MAY-2012 08:13

Client ID: 8270CCV1 Instrument: smsd03.i

Sample Info: 45924

Purge Volume: 1000.0 Operator: PEL

Column phase: HPMS-5 Column diameter: 0.25

54 1-Methylnaphthalene Concentration: 47.1 ug/l

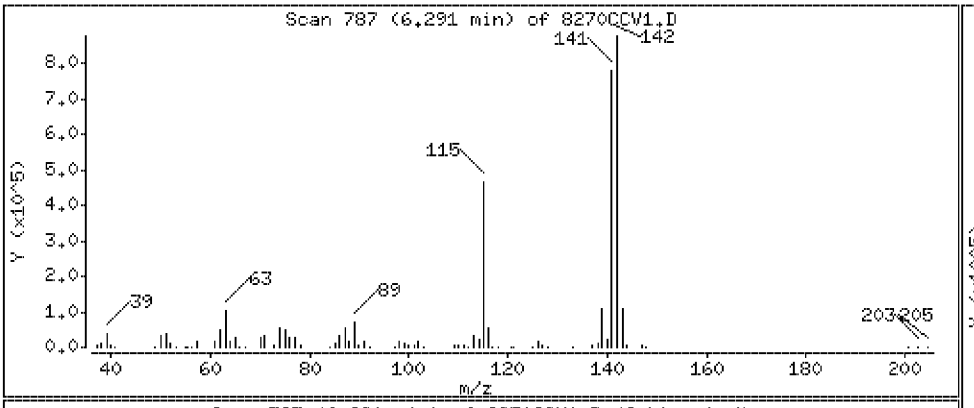

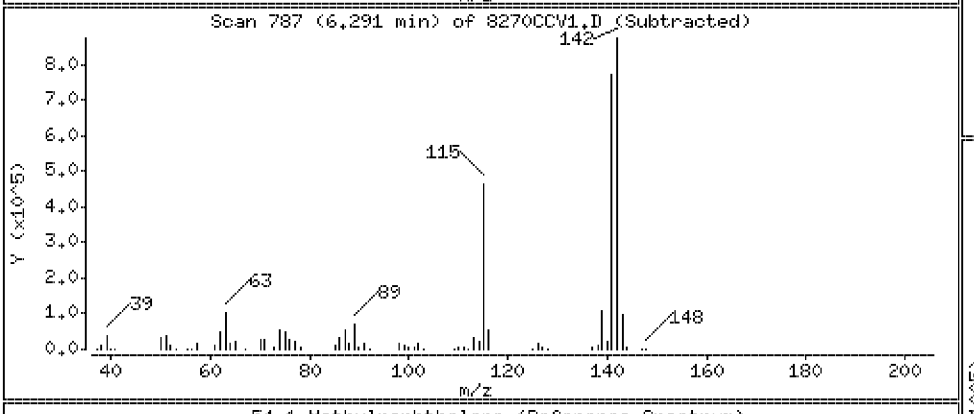

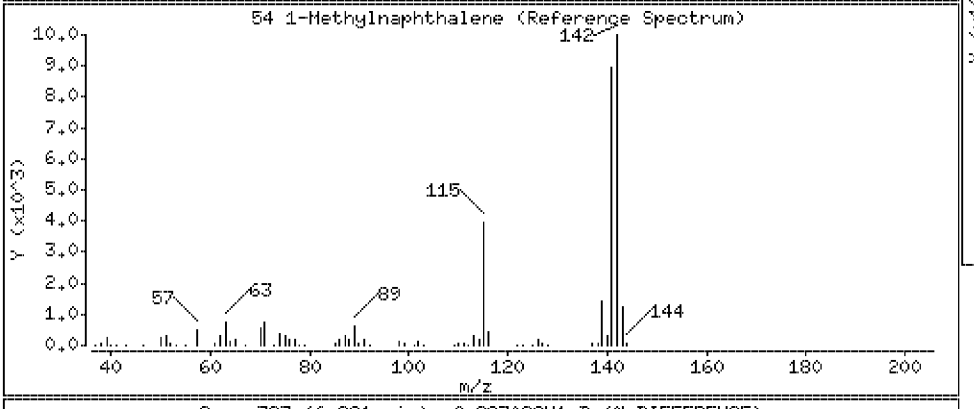

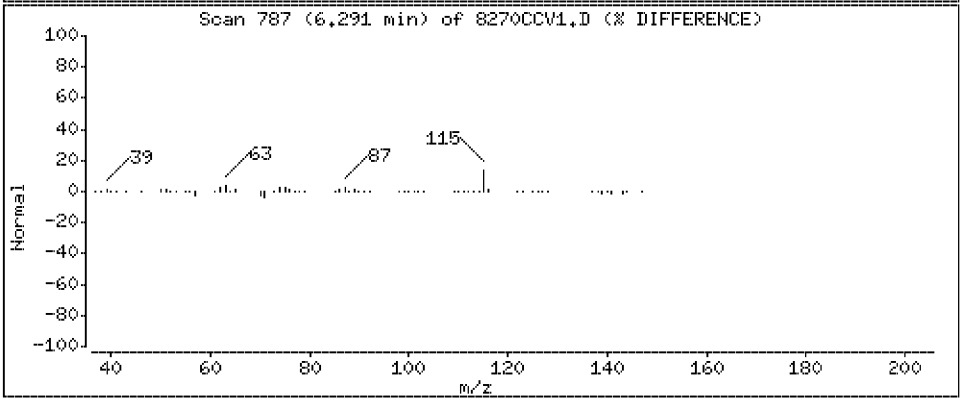

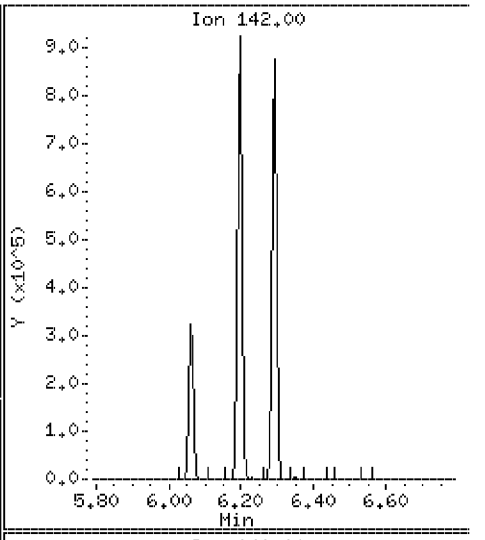

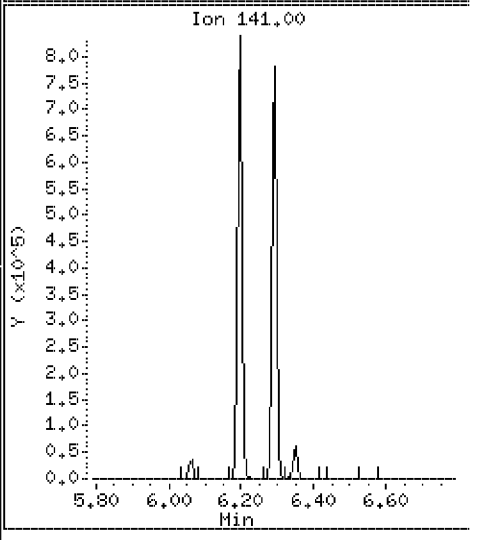

Data File: \\Svecd04\DD\chem\smsd03.i\S3050412.b\8270CCV1.D

Date : 04-MAY-2012 08:13

Client ID: 8270CCV1 | Instrument: smsd03.i

Sample Info: 45924

Purge Volume: 1000.0 | Operator: PEL

Column phase: HPMS-5 | Column diameter: 0.25

55 Hexachlorocyclopentadiene | Concentration: 46.4 ug/l

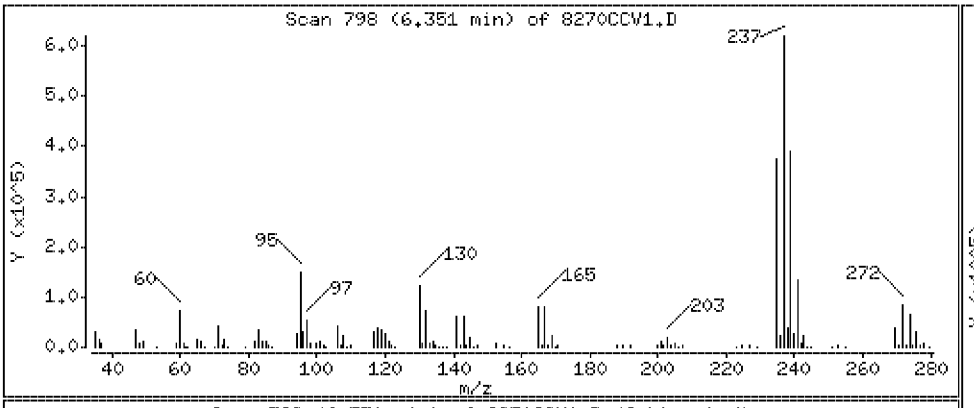

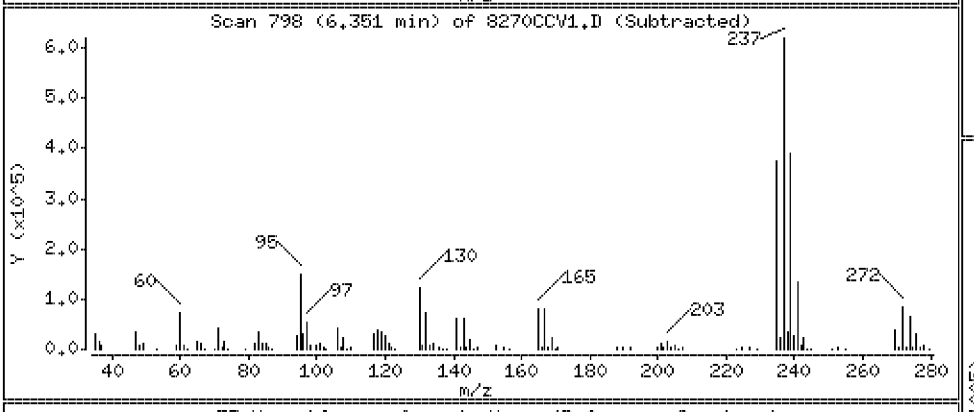

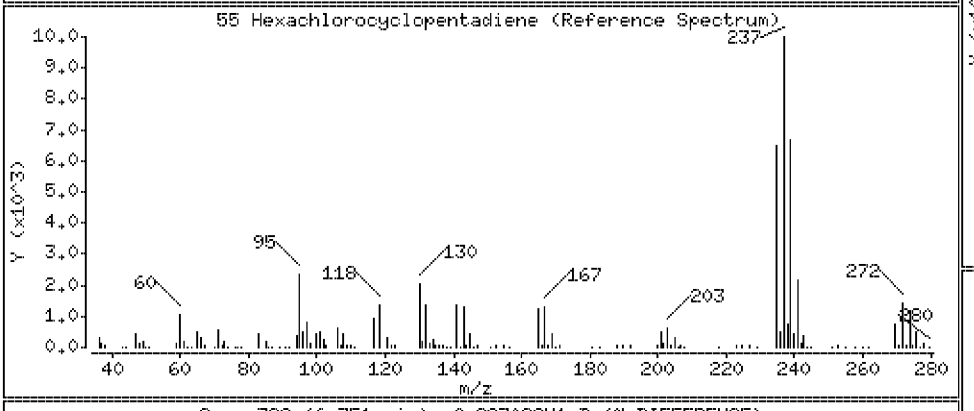

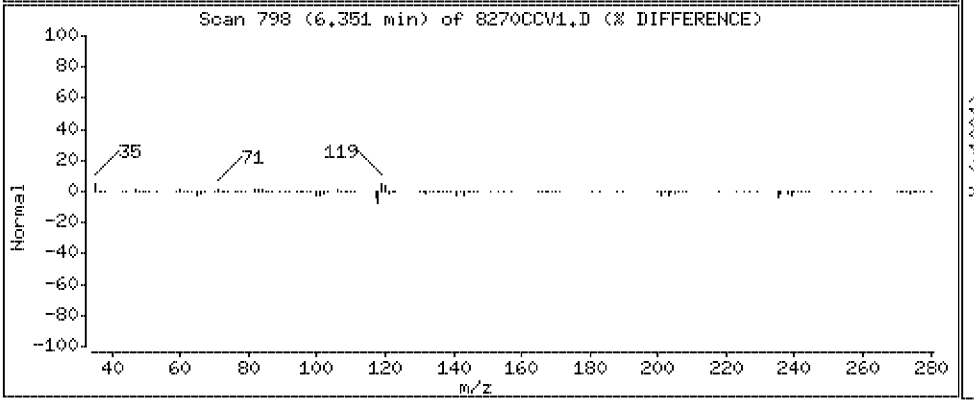

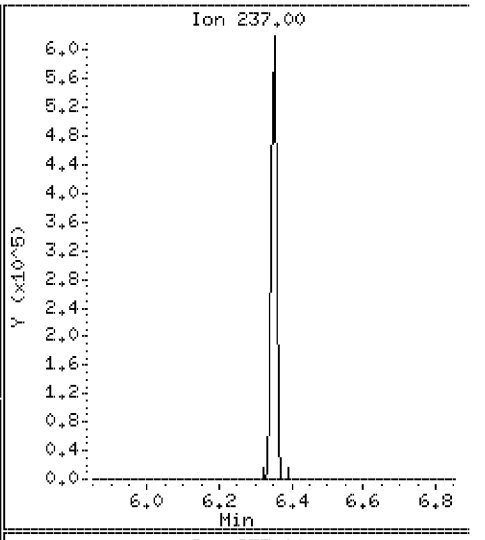

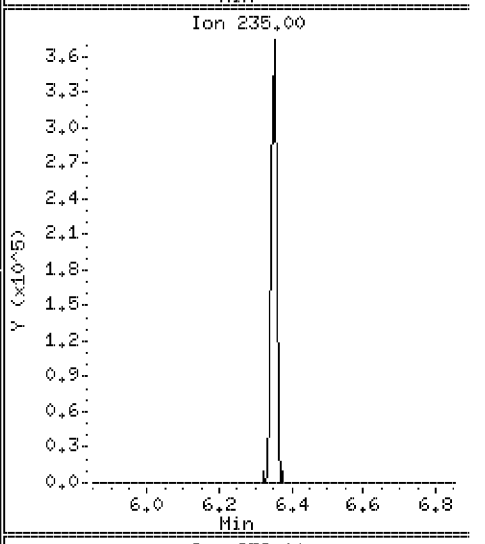

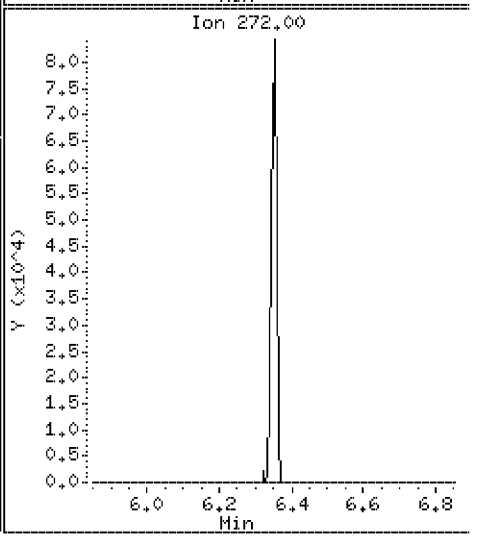

Data File: \\Svecd04\DD\chem\smsd03.i\S3050412.b\8270CCV1.D

Date : 04-MAY-2012 08:13

Client ID: 8270CCV1 Instrument: smsd03.i

Sample Info: 45924

Purge Volume: 1000.0 Operator: PEL

Column phase: HPMS-5 Column diameter: 0.25

57 2,4,6-Trichlorophenol Concentration: 43.2 ug/l

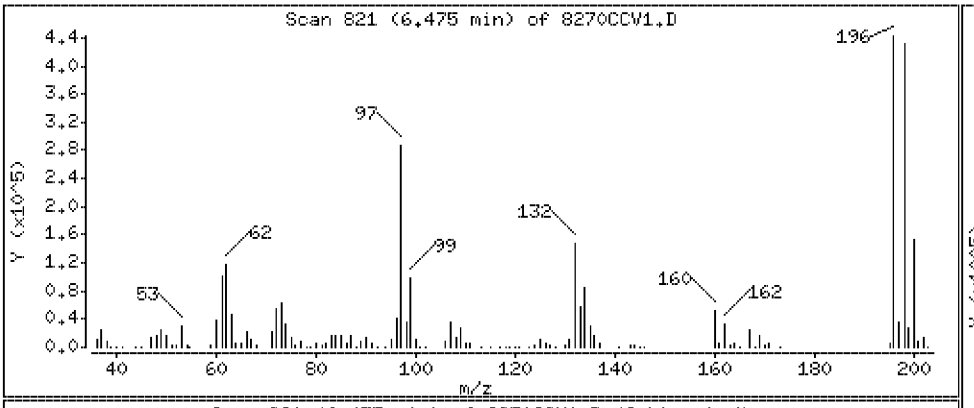

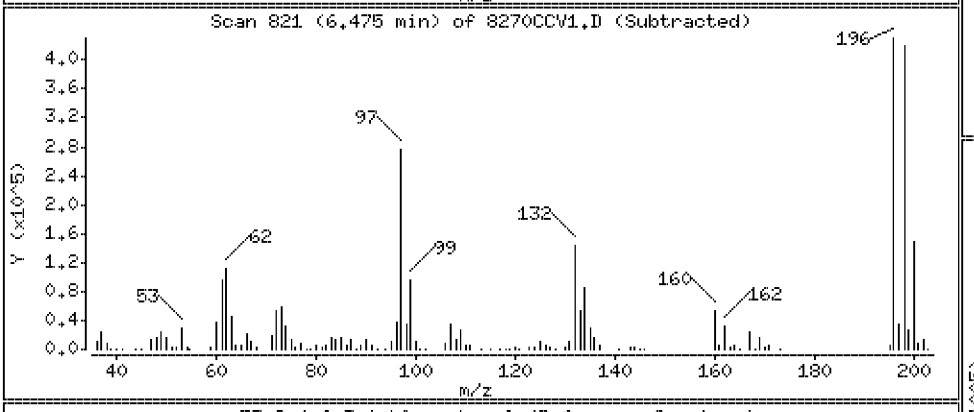

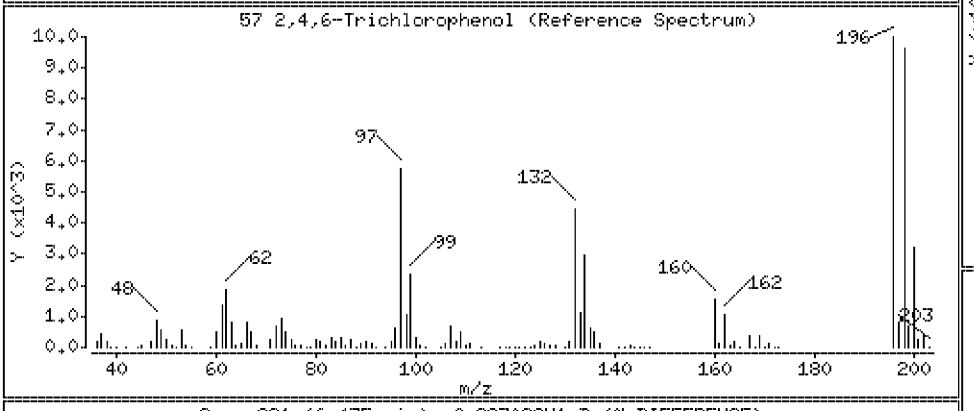

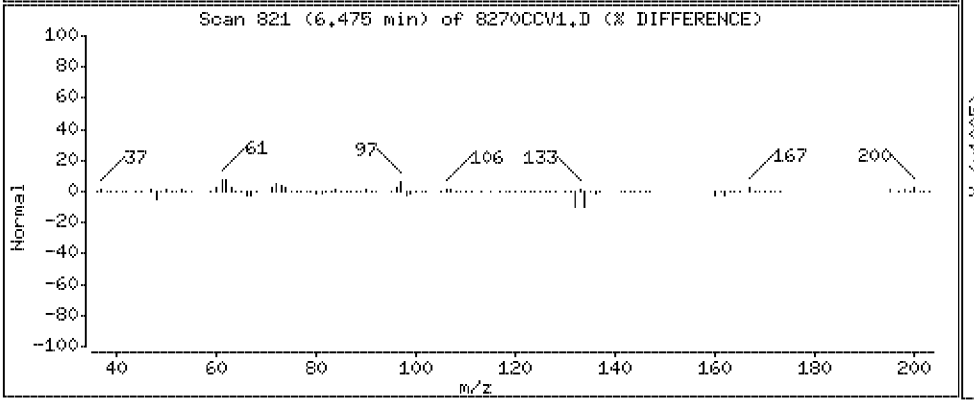

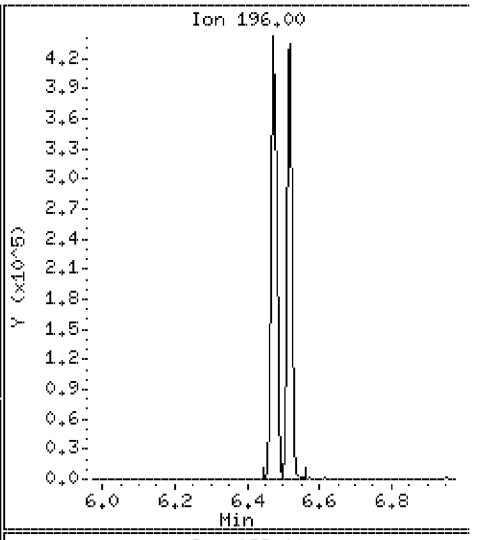

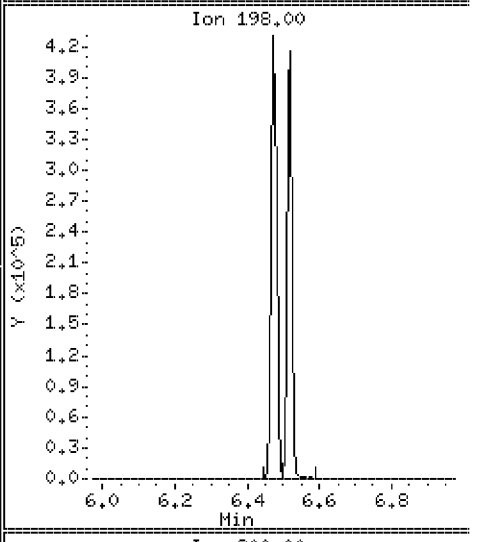

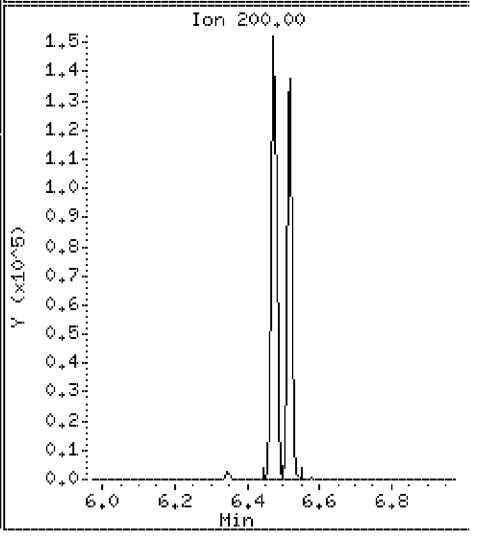

Data File: \\Svecd04\DD\chem\smsd03.i\S3050412.b\8270CCV1.D

Date : 04-MAY-2012 08:13

Client ID: 8270CCV1

Instrument: smsd03.i

Sample Info: 45924

Purge Volume: 1000.0

Operator: PEL

Column phase: HPMS-5

Column diameter: 0.25

58 2,4,5-Trichlorophenol

Concentration: 53.0 ug/l

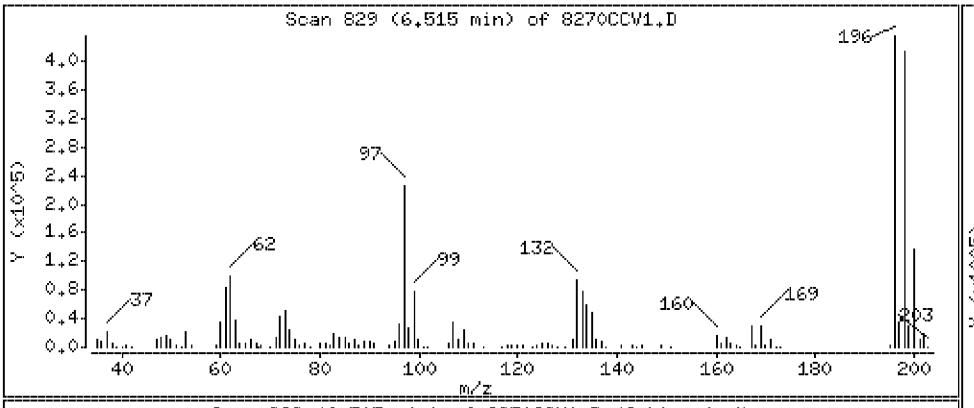

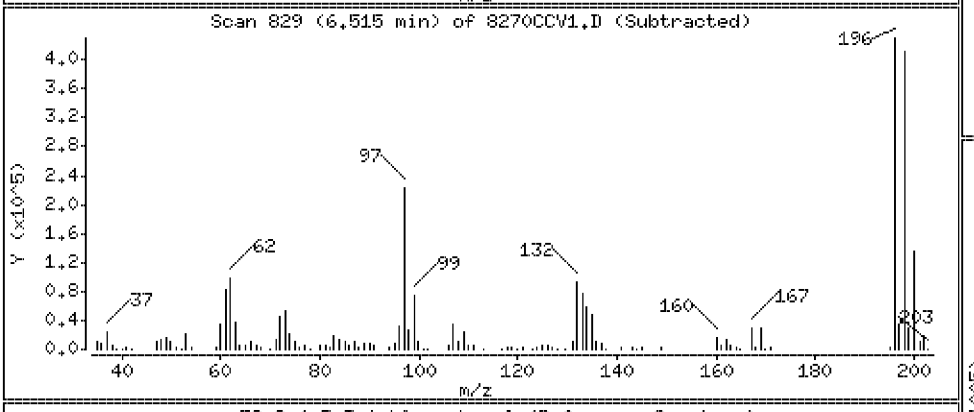

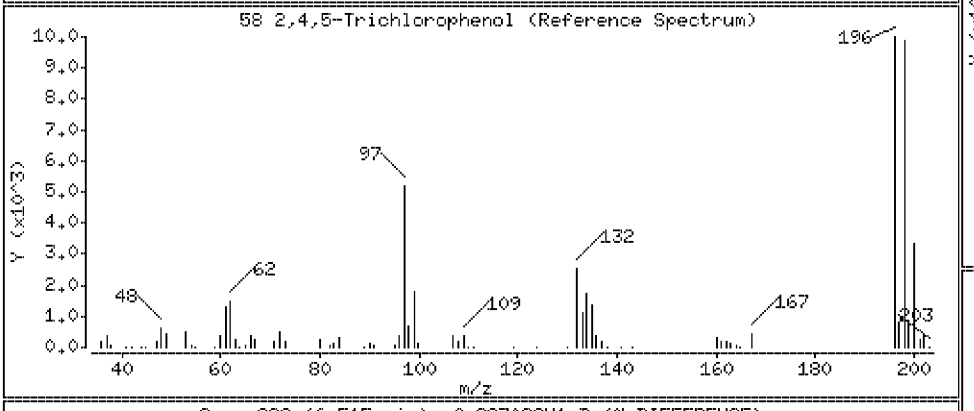

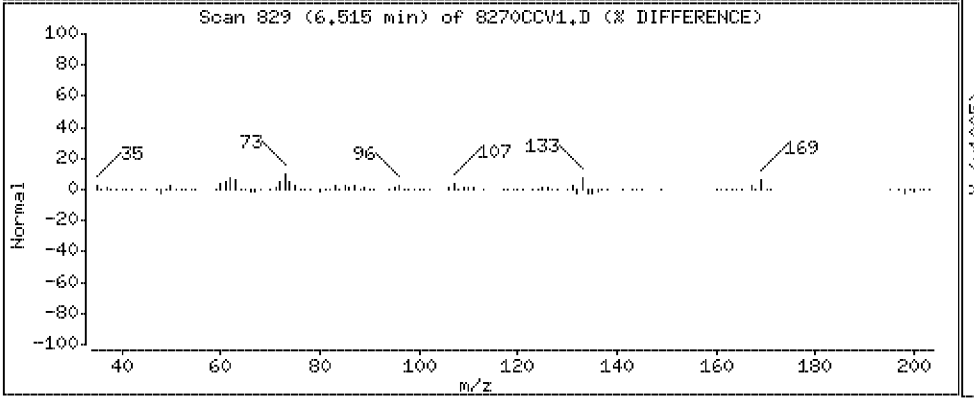

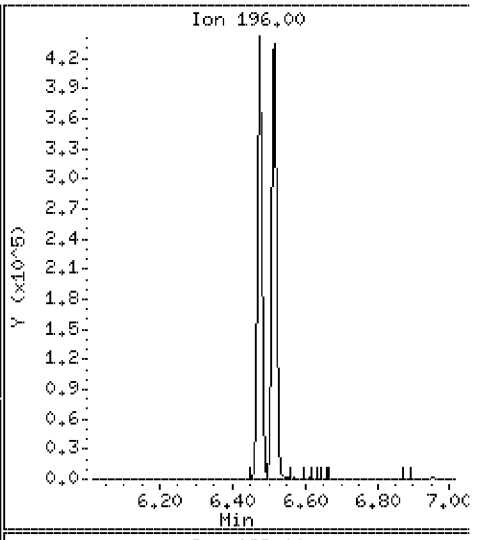

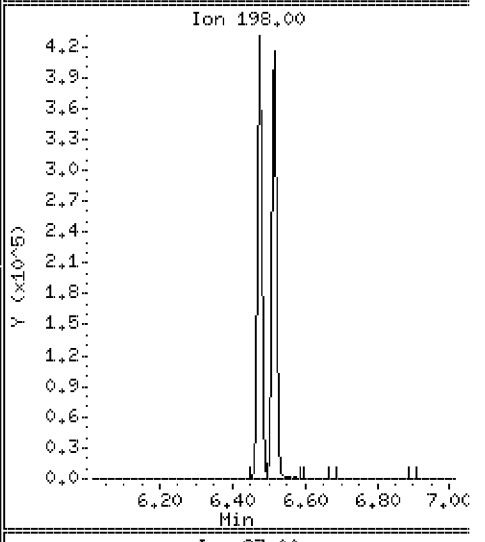

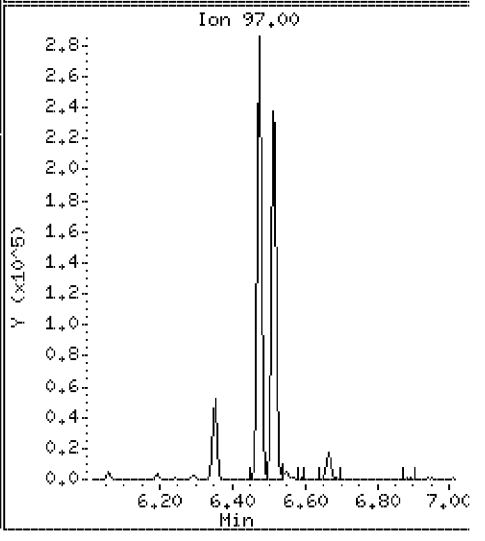

Data File: \\Svecd04\DD\chem\smsd03.i\S3050412.b\8270CCV1.D

Date : 04-MAY-2012 08:13

Client ID: 8270CCV1 Instrument: smsd03.i

Sample Info: 45924

Purge Volume: 1000.0 Operator: PEL

Column phase: HPMS-5 Column diameter: 0.25

62 2-Chloronaphthalene Concentration: 46.0 ug/l

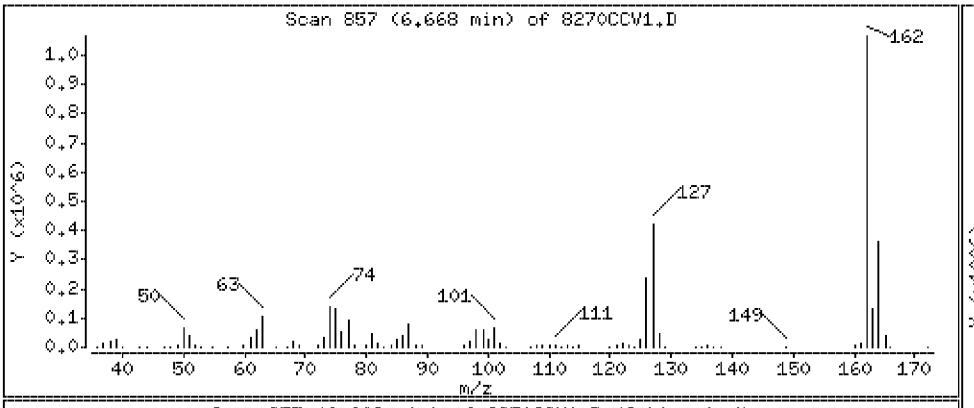

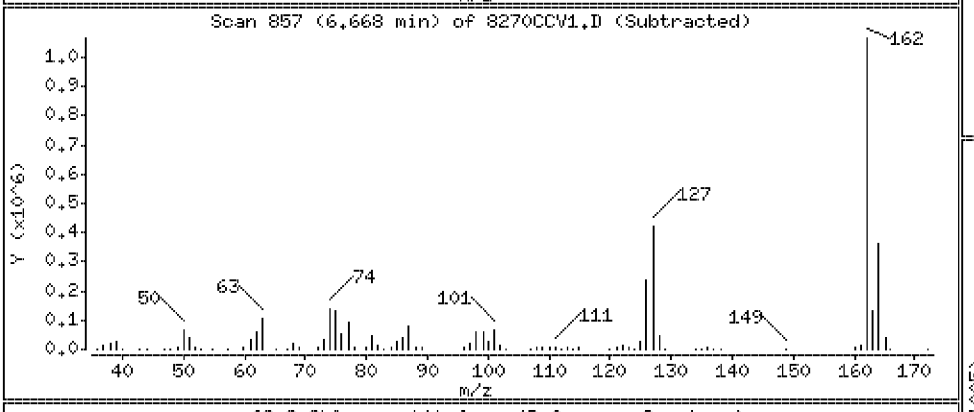

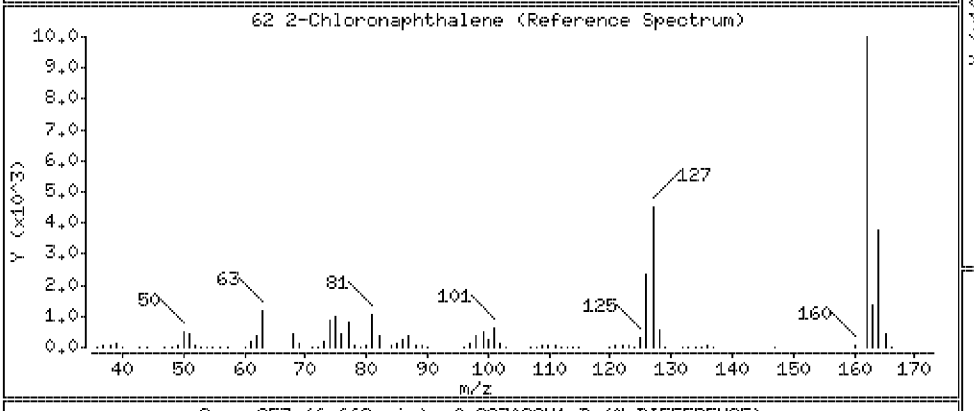

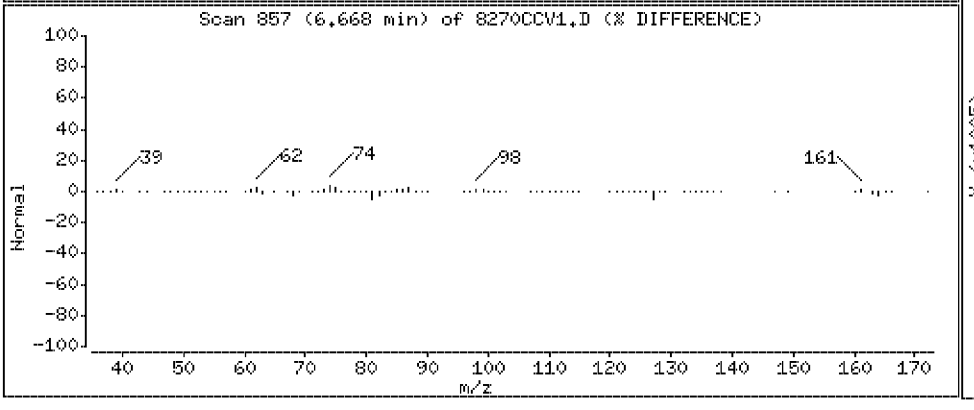

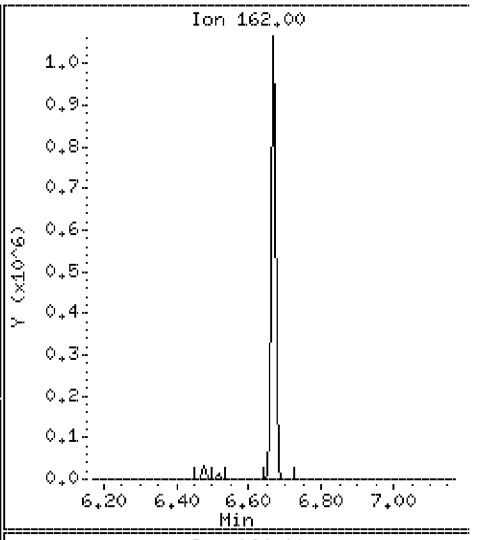

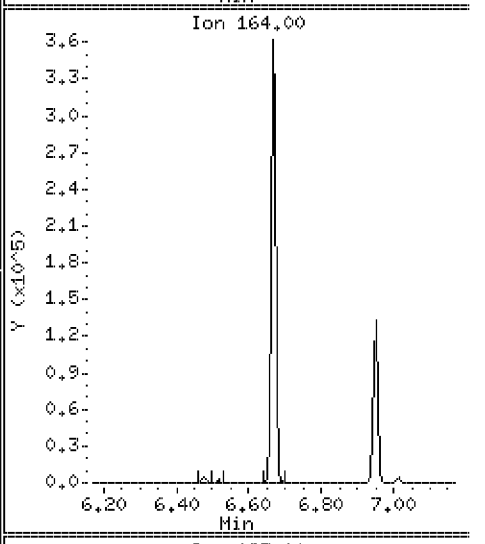

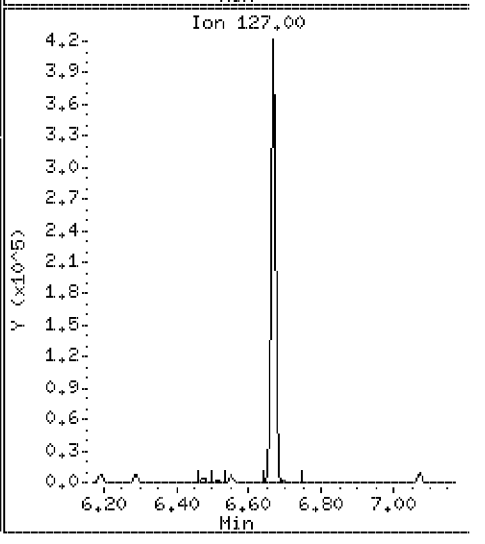

Data File: \\Svecd04\DD\chem\smsd03.i\S3050412.b\8270CCV1.D

Date : 04-MAY-2012 08:13

Client ID: 8270CCV1 Instrument: smsd03.i

Sample Info: 45924

Purge Volume: 1000.0 Operator: PEL

Column phase: HPMS-5 Column diameter: 0.25

63 2-Nitroaniline Concentration: 48.3 ug/l

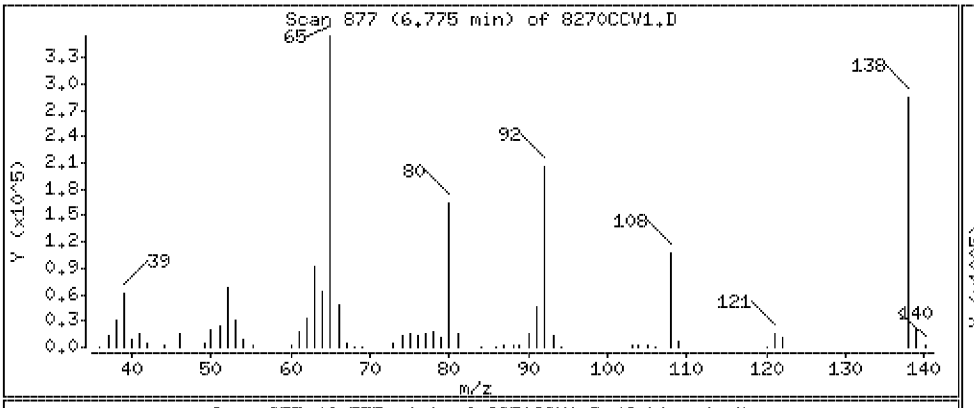

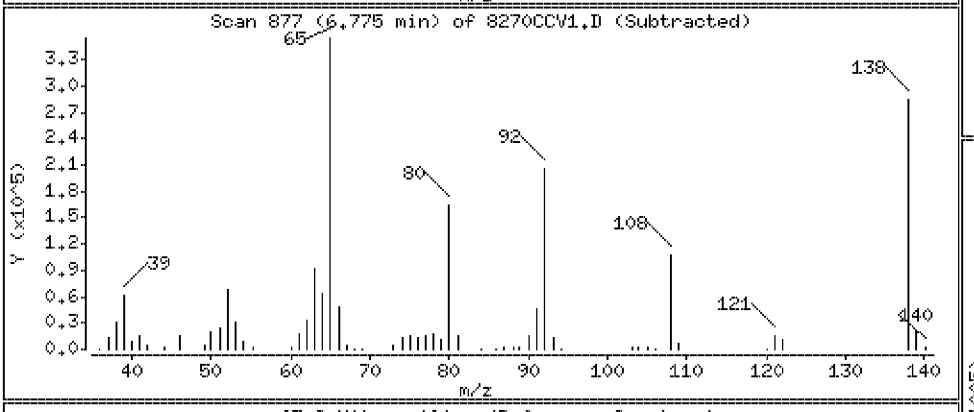

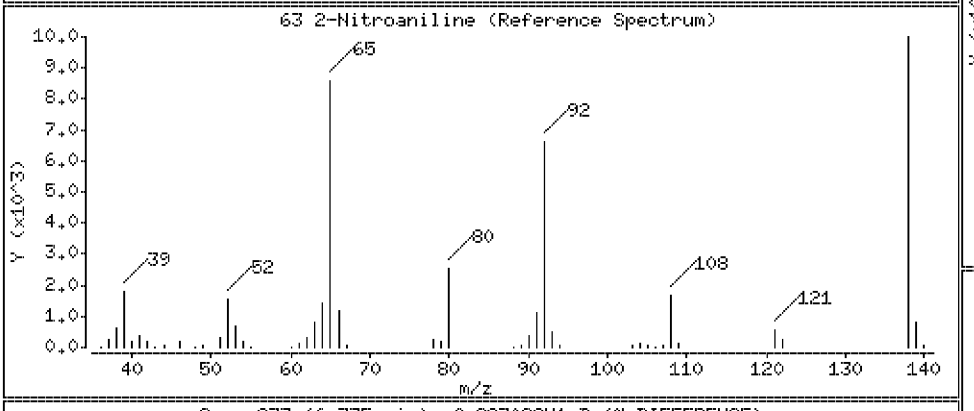

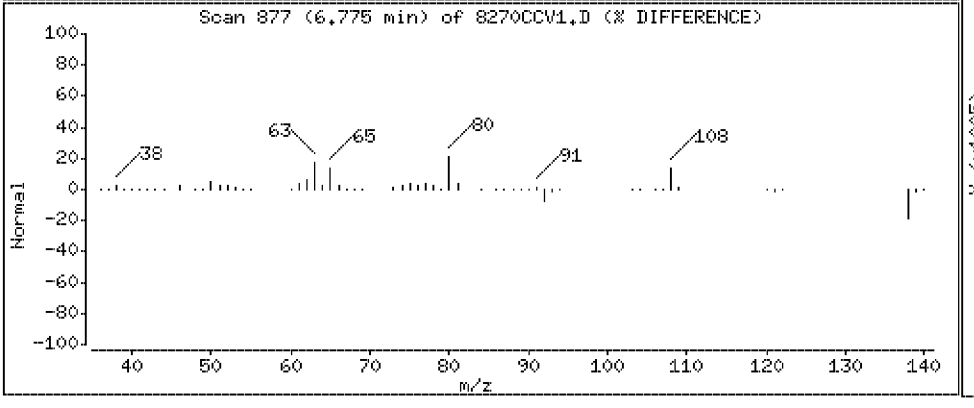

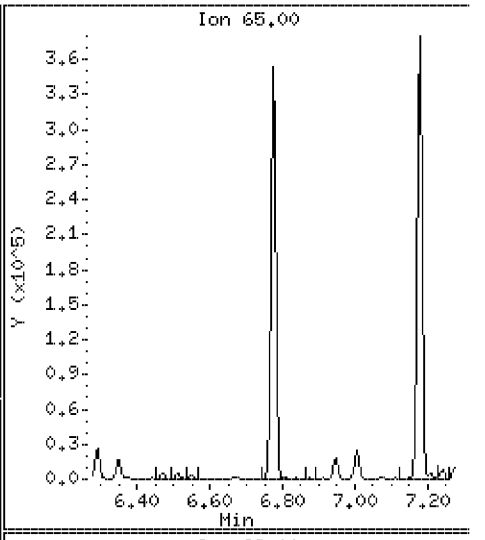

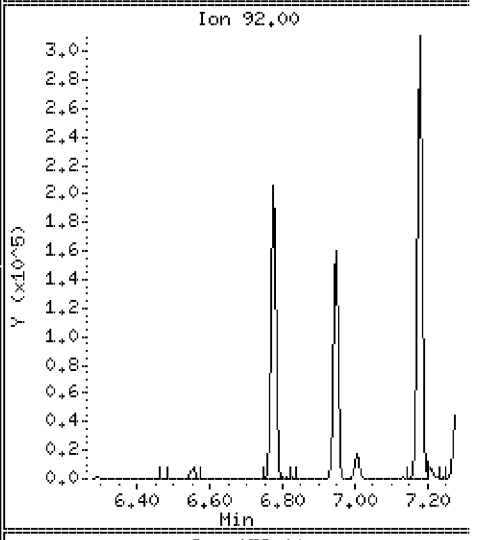

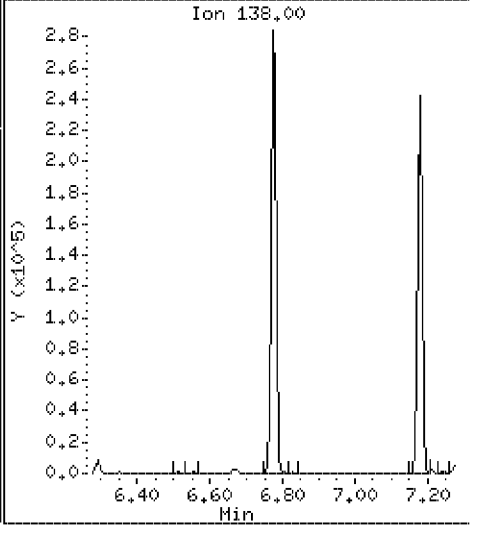

Data File: \\Svecd04\DD\chem\smsd03.i\S3050412.b\8270CCV1.D

Date : 04-MAY-2012 08:13

Client ID: 8270CCV1 Instrument: smsd03.i

Sample Info: 45924

Purge Volume: 1000.0 Operator: PEL

Column phase: HPMS-5 Column diameter: 0.25

65 Dimethylphthalate Concentration: 47.8 ug/l

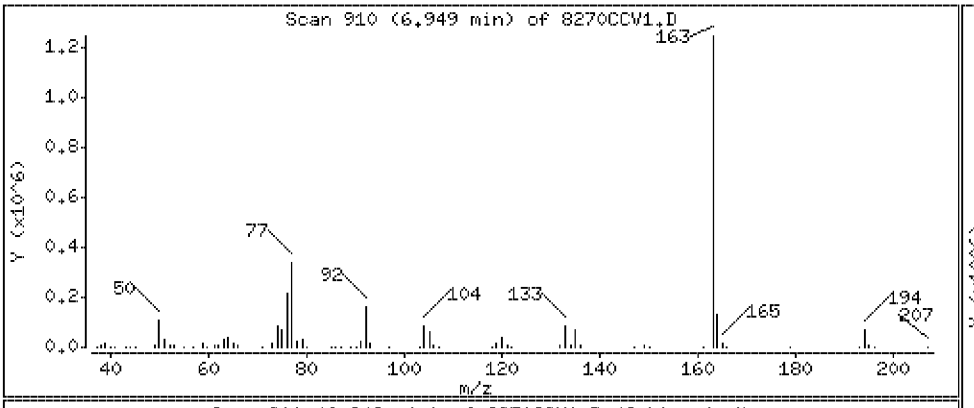

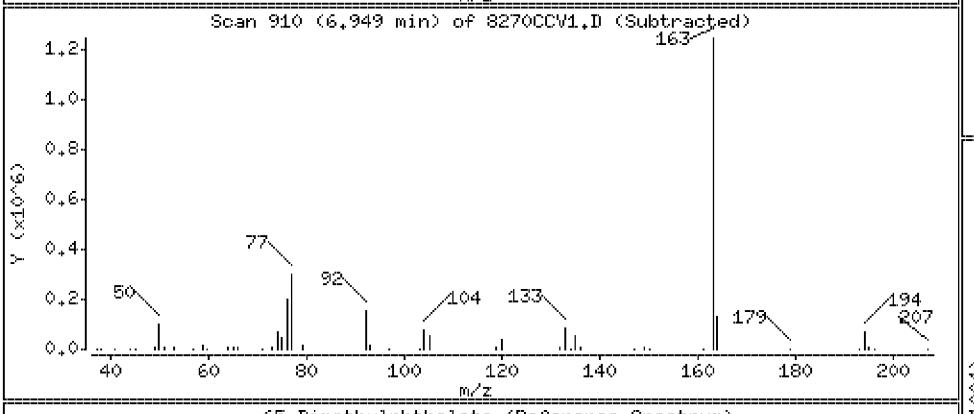

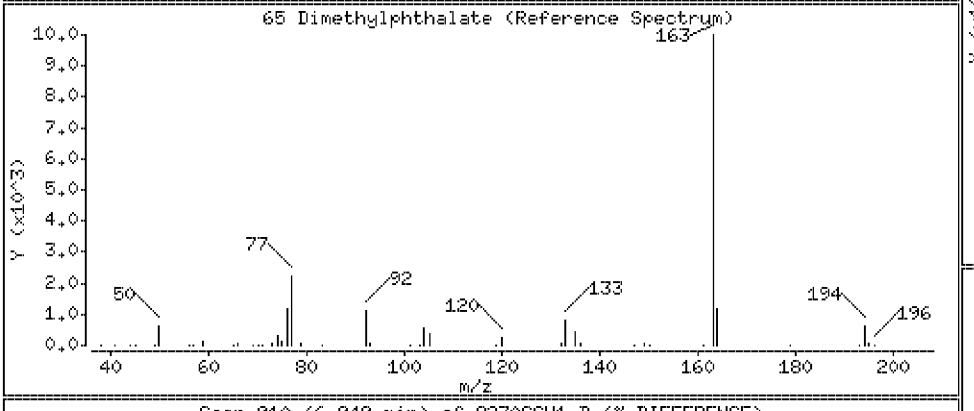

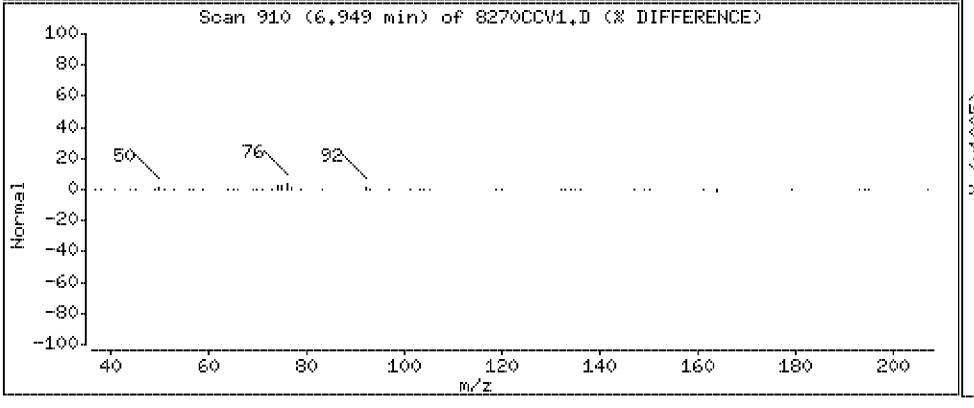

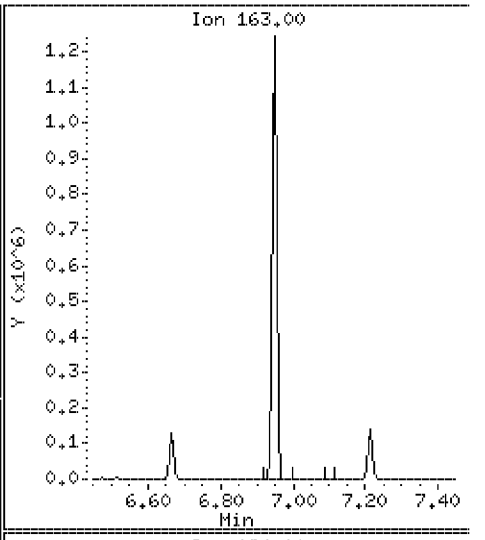

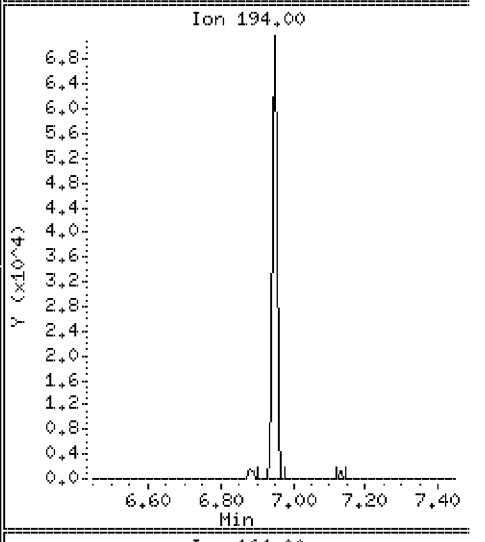

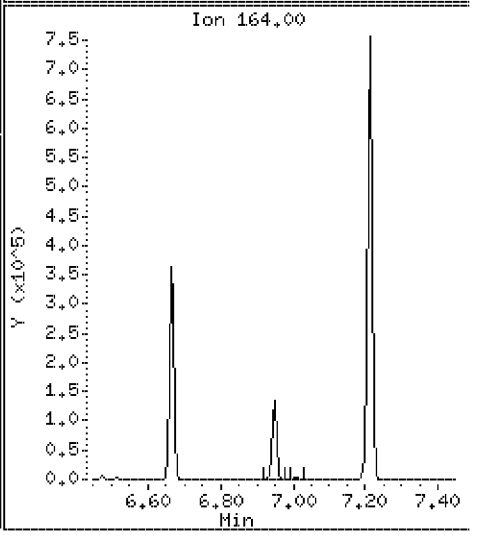

Data File: \\Svecd04\DD\chem\smsd03.i\S3050412.b\8270CCV1.D

Date : 04-MAY-2012 08:13

Client ID: 8270CCV1 | Instrument: smsd03.i

Sample Info: 45924

Purge Volume: 1000.0 | Operator: PEL

Column phase: HPMS-5 | Column diameter: 0.25

68 Acenaphthylene | Concentration: 47.0 ug/l

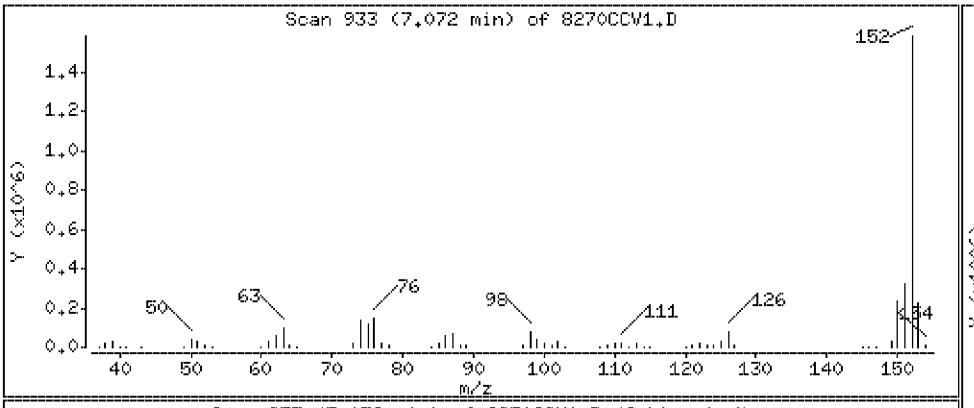

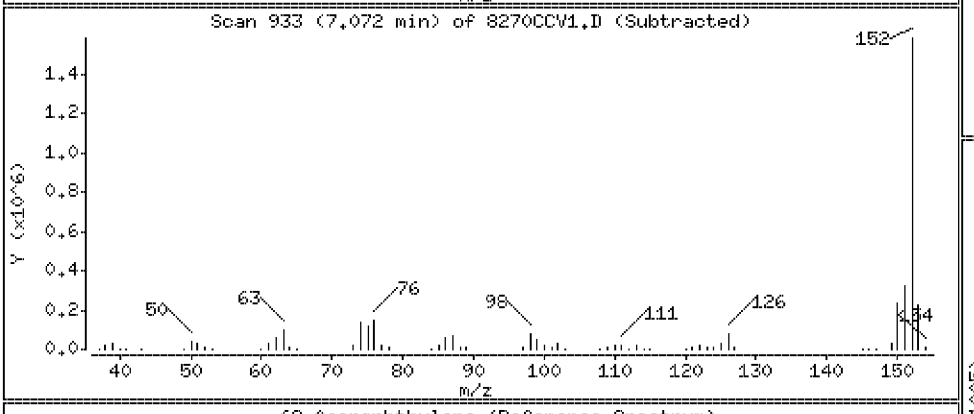

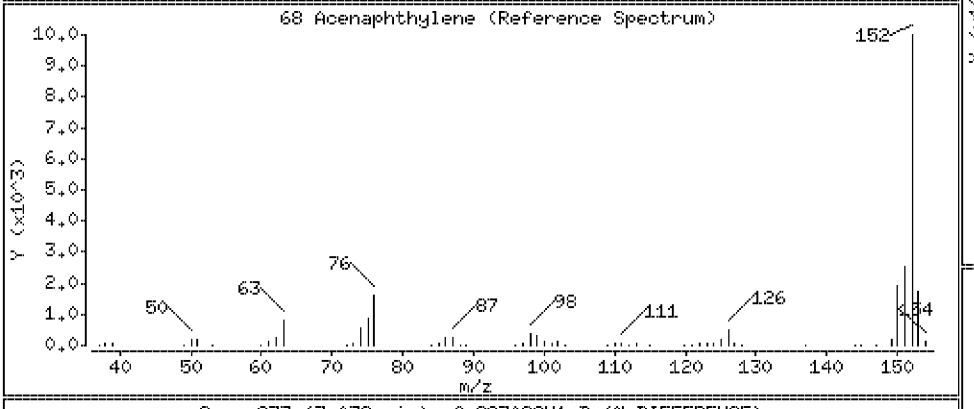

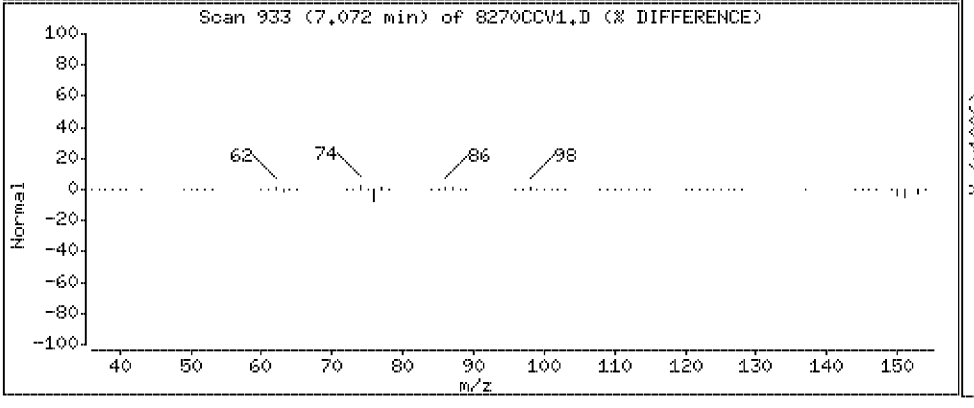

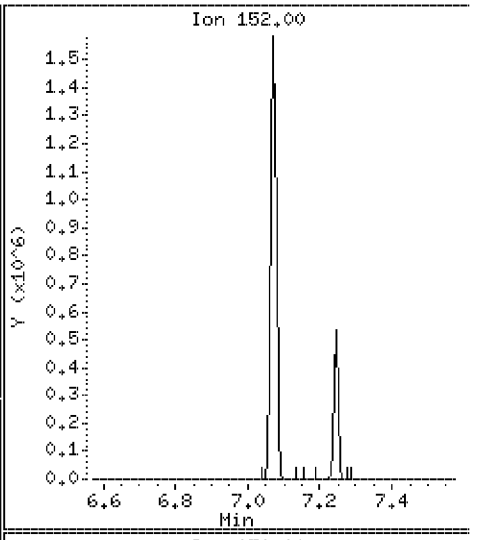

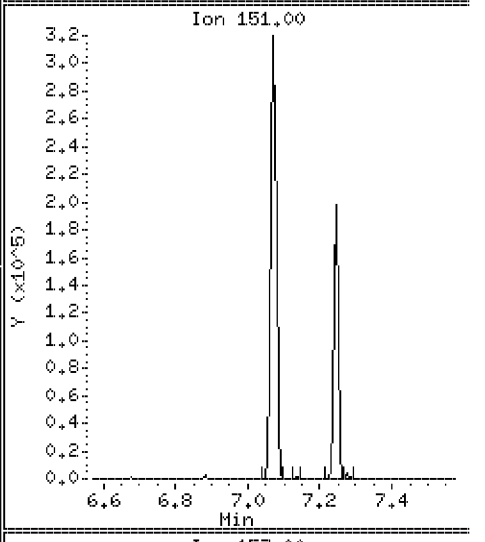

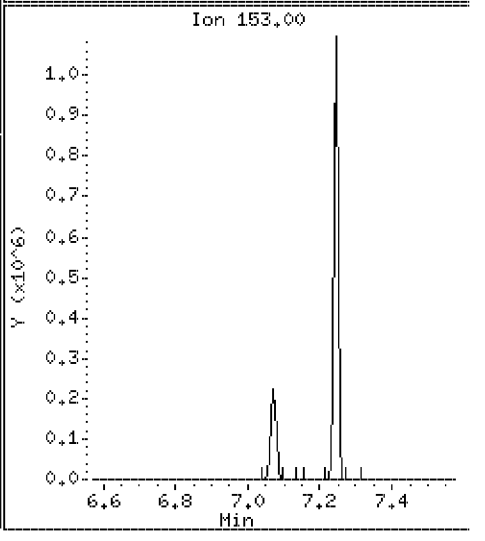

Data File: \\Svecd04\DD\chem\smsd03.i\S3050412.b\8270CCV1.D

Date : 04-MAY-2012 08:13

Client ID: 8270CCV1 Instrument: smsd03.i

Sample Info: 45924

Purge Volume: 1000.0 Operator: PEL

Column phase: HPMS-5 Column diameter: 0.25

67 2,6-Dinitrotoluene Concentration: 47.5 ug/l

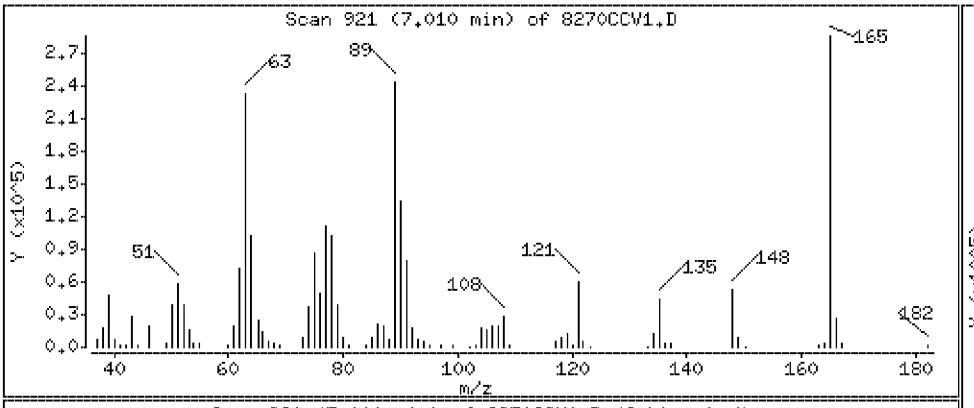

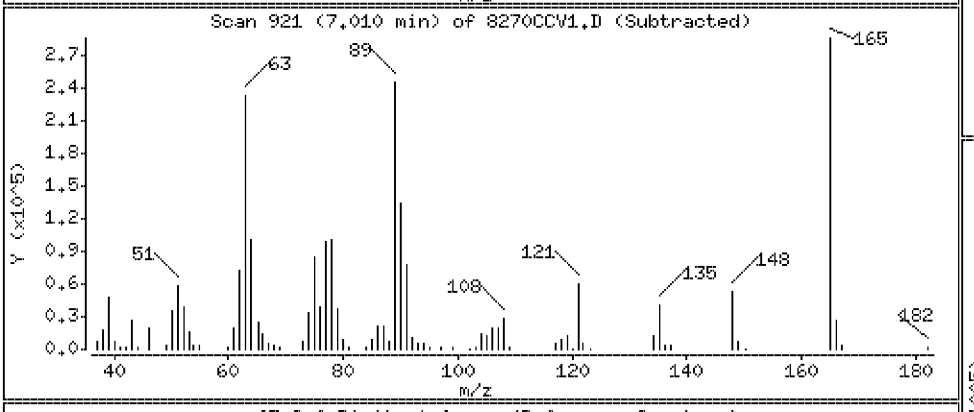

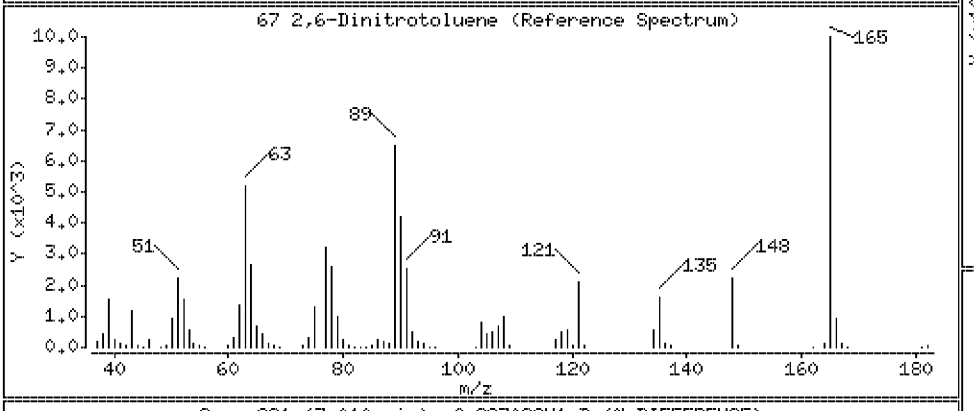

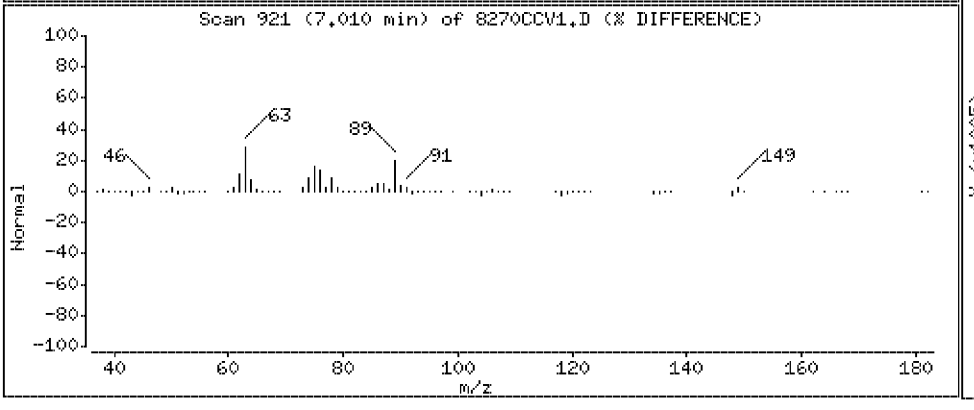

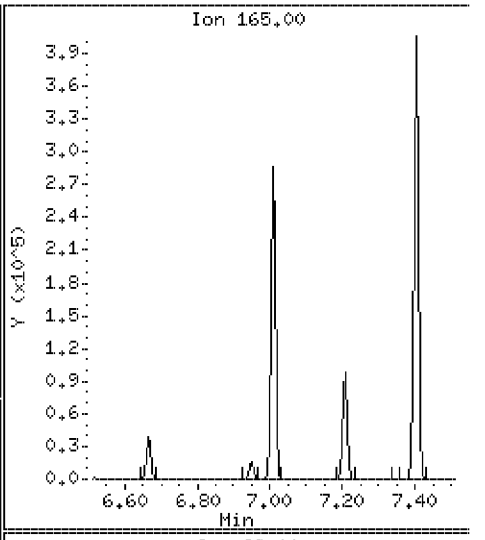

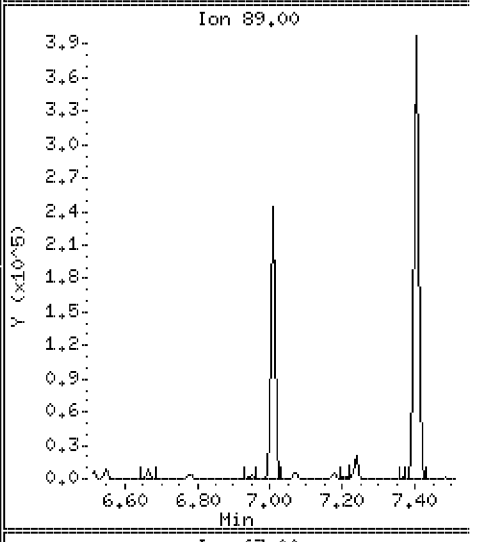

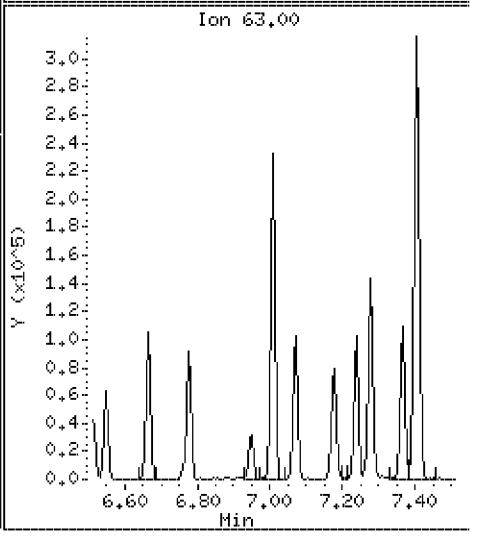

Data File: \\Svecd04\DD\chem\smsd03.i\S3050412.b\8270CCV1.D

Date : 04-MAY-2012 08:13

Client ID: 8270CCV1 Instrument: smsd03.i

Sample Info: 45924

Purge Volume: 1000.0 Operator: PEL

Column phase: HPMS-5 Column diameter: 0.25

69 3-Nitroaniline Concentration: 46.6 ug/l

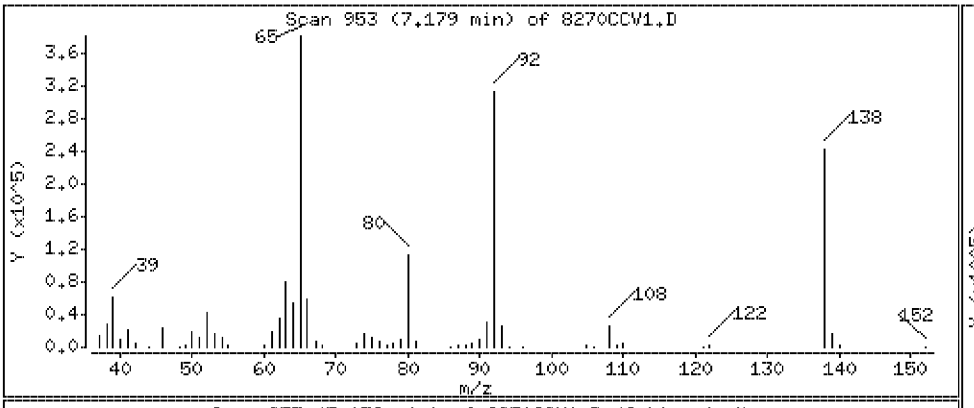

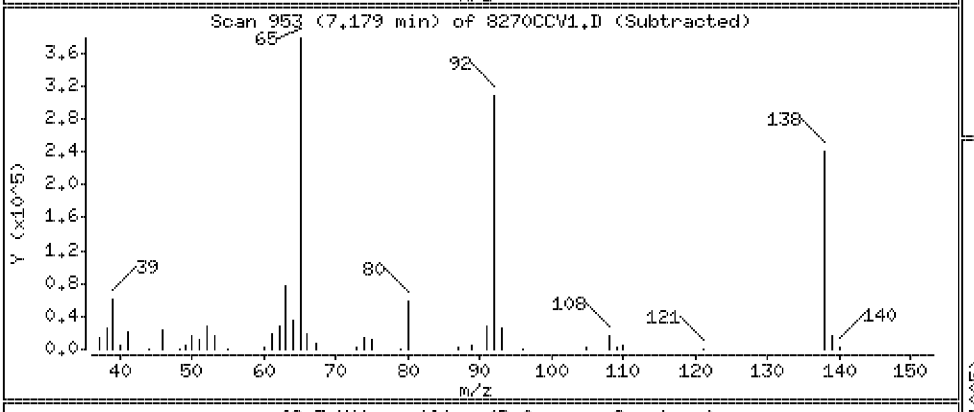

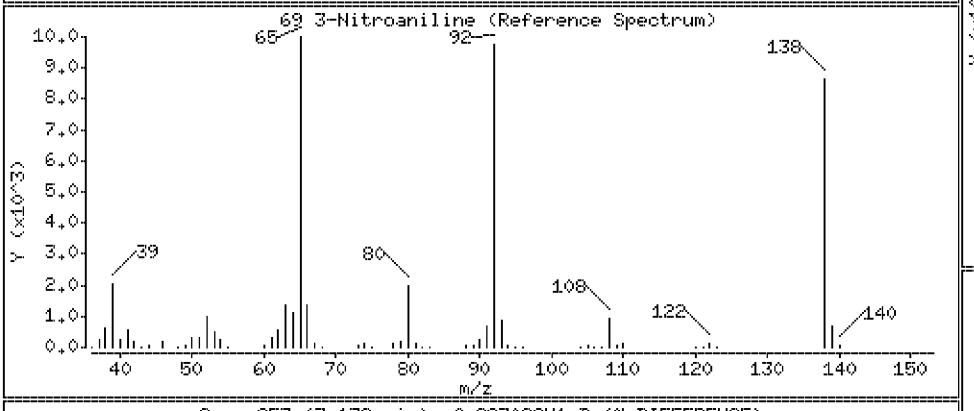

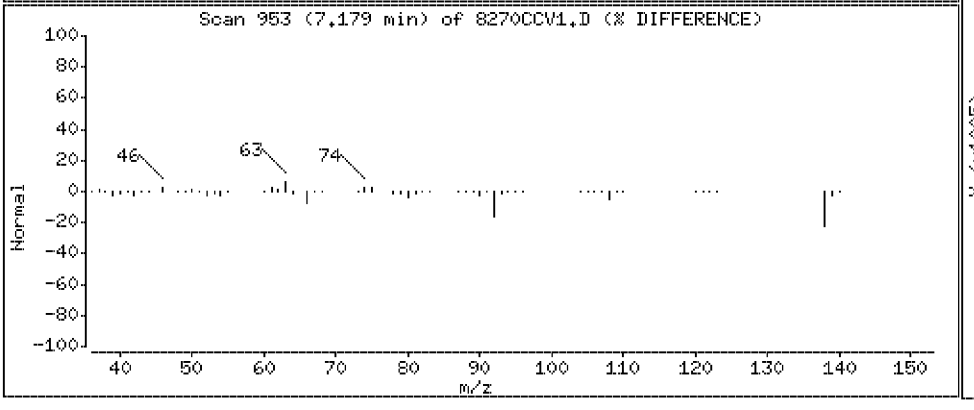

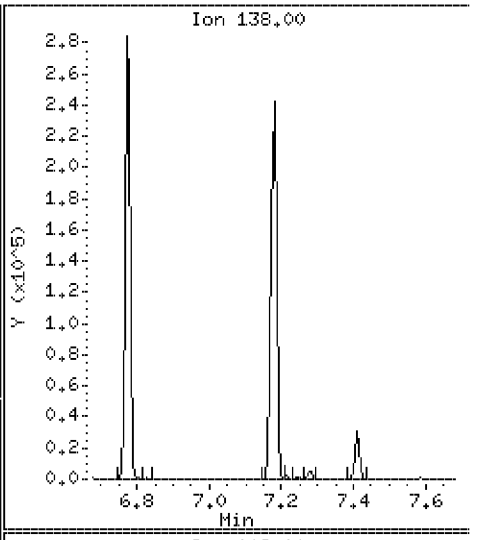

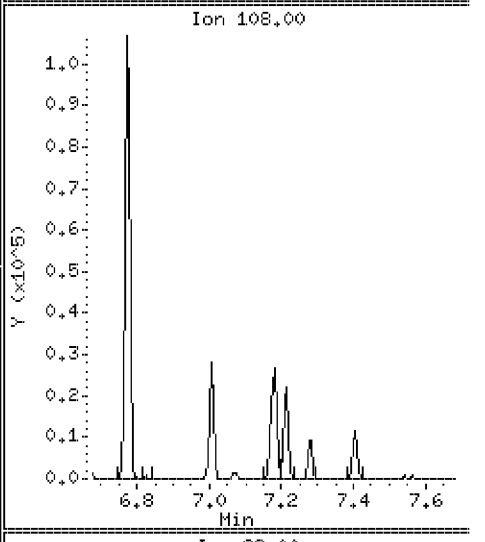

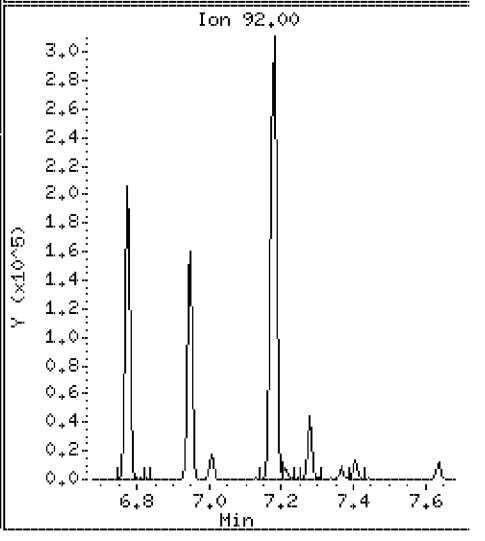

Data File: \\Svecd04\DD\chem\smsd03.i\S3050412.b\8270CCV1.D

Date : 04-MAY-2012 08:13

Client ID: 8270CCV1

Instrument: smsd03.i

Sample Info: 45924

Purge Volume: 1000.0

Operator: PEL

Column phase: HPMS-5

Column diameter: 0.25

71 Acenaphthene

Concentration: 45.9 ug/l

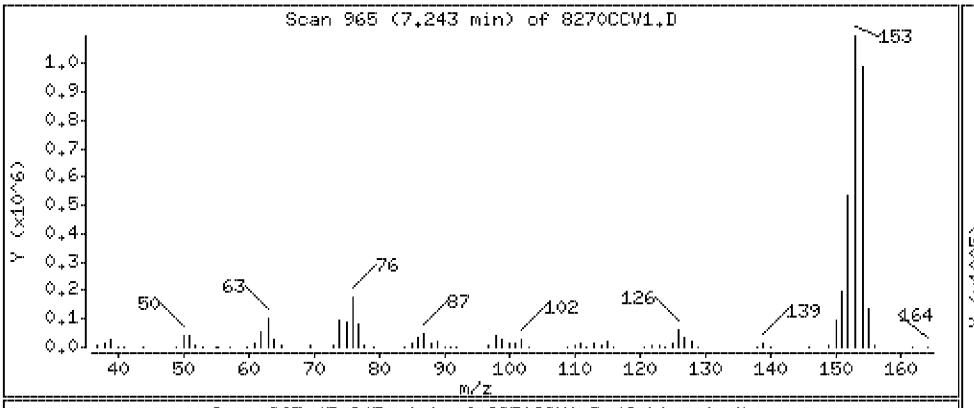

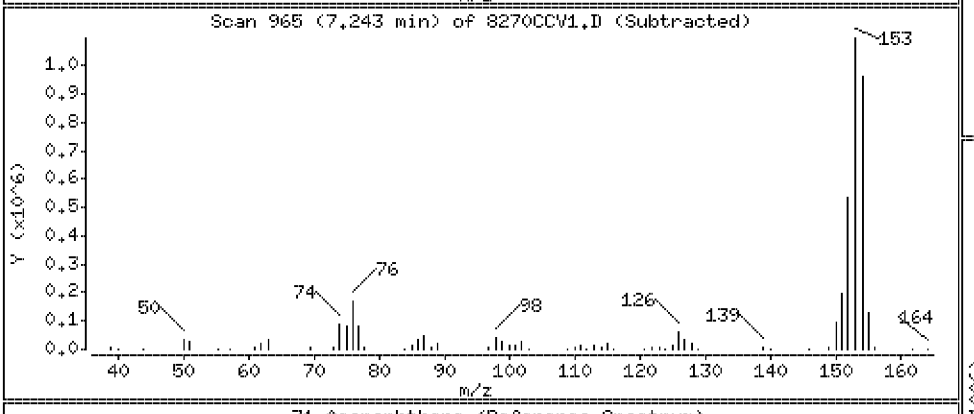

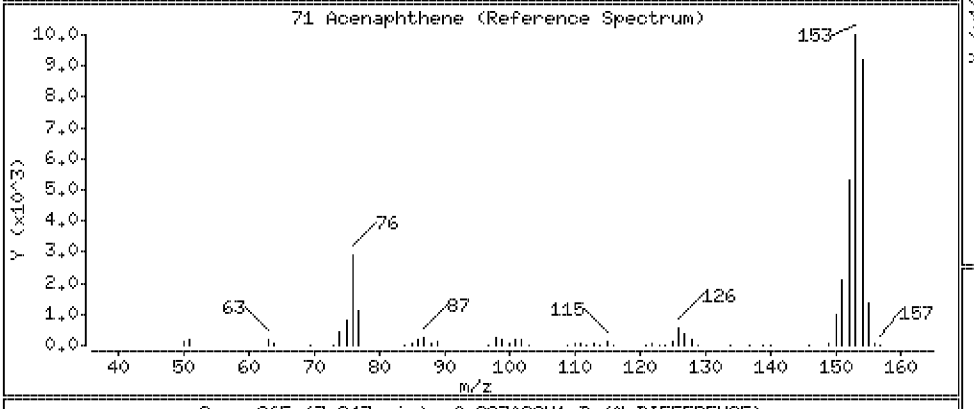

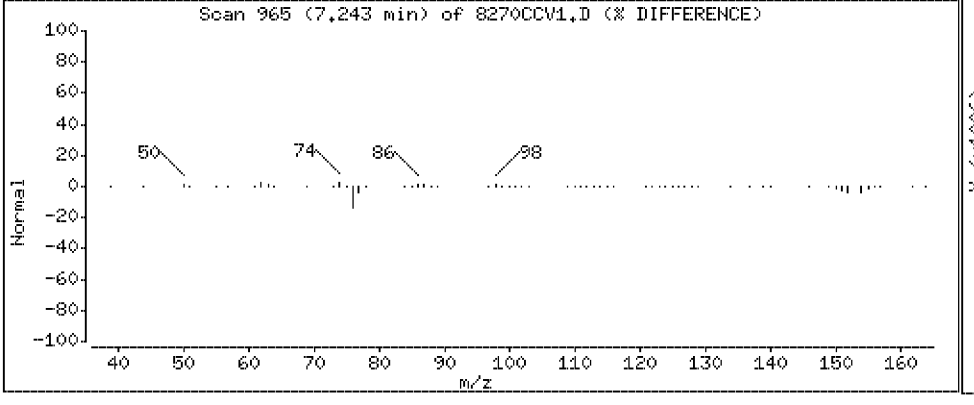

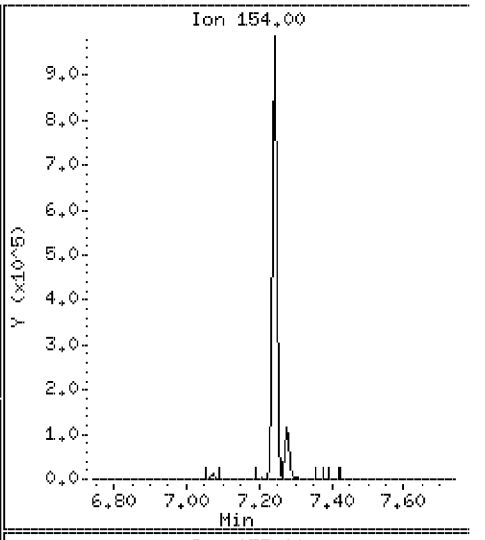

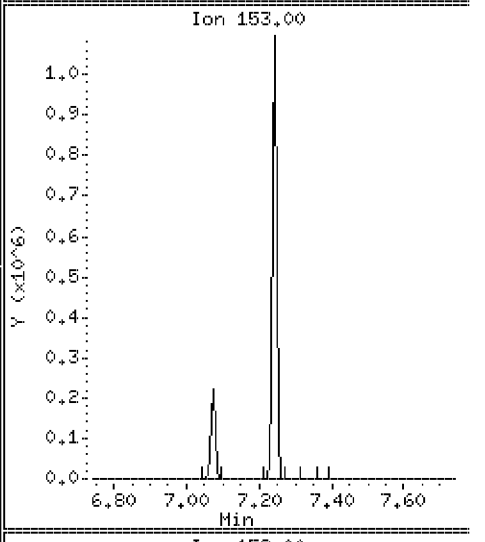

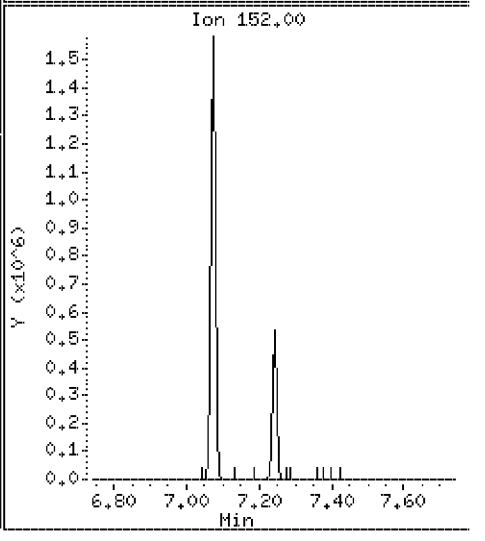

Data File: \\Svecd04\DD\chem\smsd03.i\S3050412.b\8270CCV1.D

Date : 04-MAY-2012 08:13

Client ID: 8270CCV1 Instrument: smsd03.i

Sample Info: 45924

Purge Volume: 1000.0 Operator: PEL

Column phase: HPMS-5 Column diameter: 0.25

72 2,4-Dinitrophenol Concentration: 46.3 ug/l

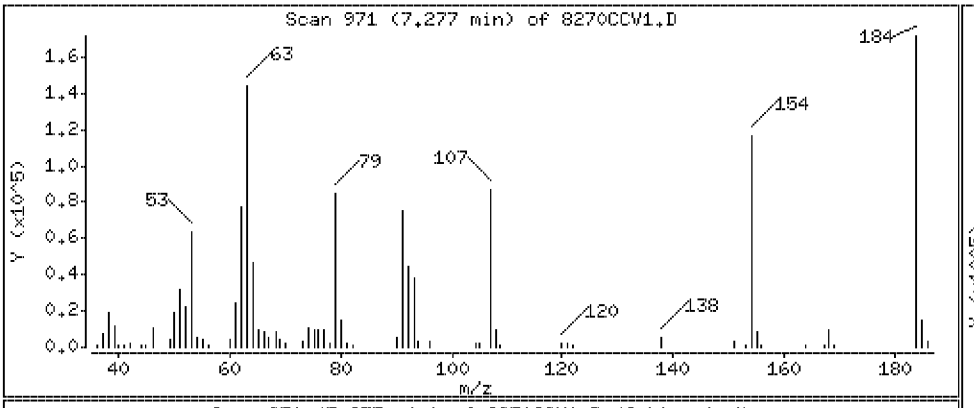

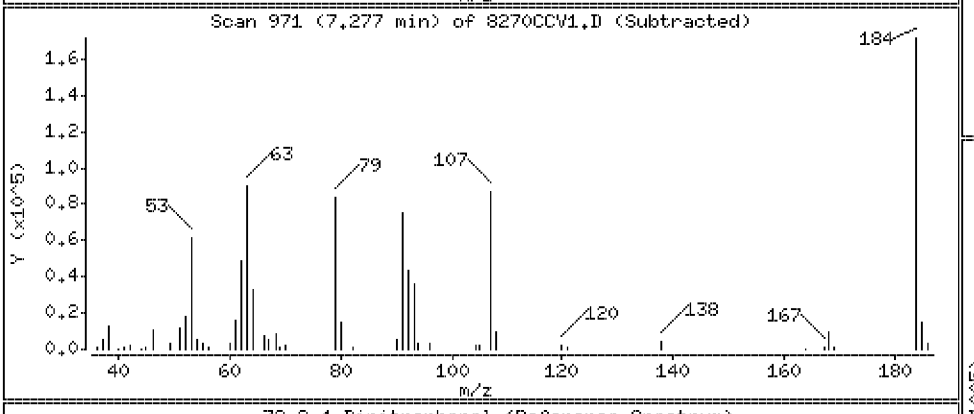

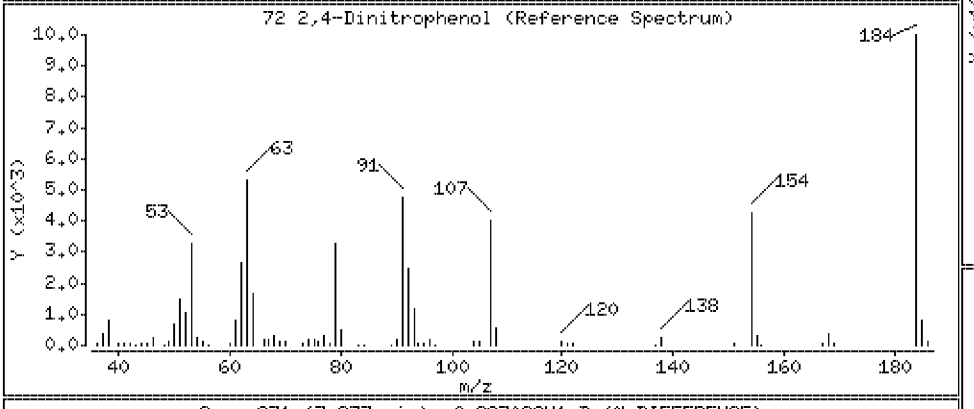

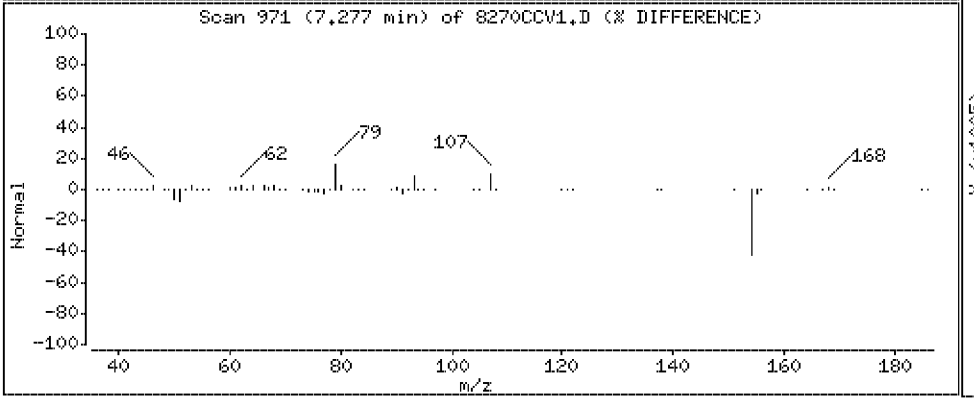

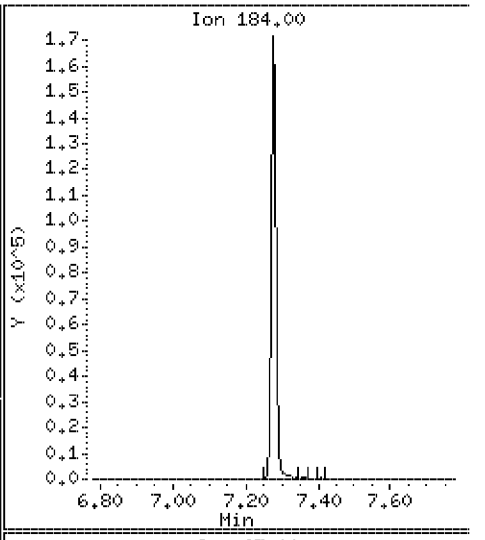

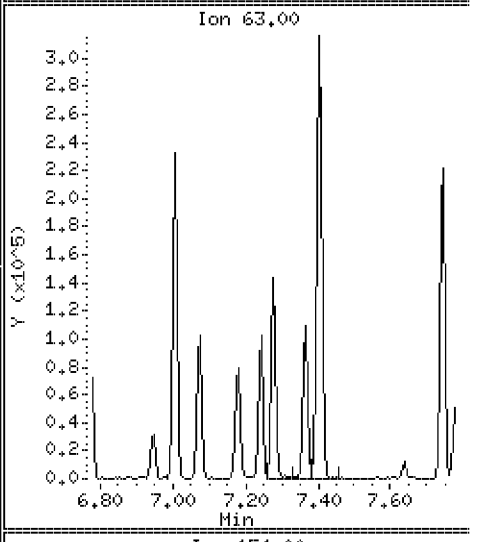

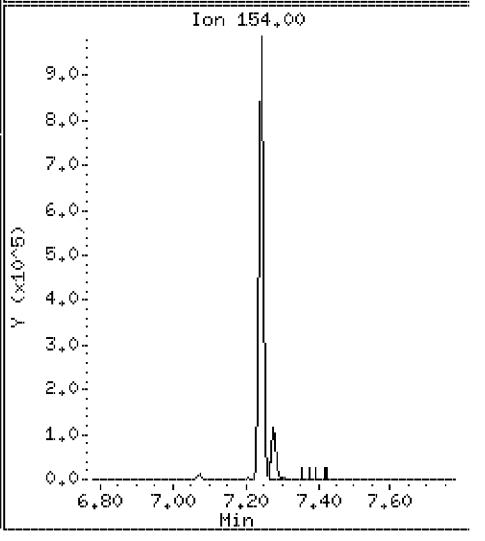

Data File: \\Svecd04\DD\chem\smsd03.i\S3050412.b\8270CCV1.D

Date : 04-MAY-2012 08:13

Client ID: 8270CCV1 Instrument: smsd03.i

Sample Info: 45924

Purge Volume: 1000.0 Operator: PEL

Column phase: HPMS-5 Column diameter: 0.25

74 4-Nitrophenol Concentration: 50.9 ug/l

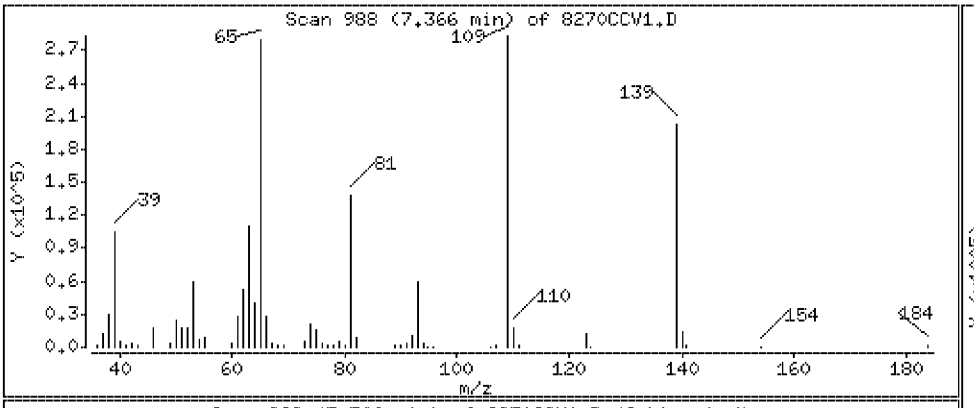

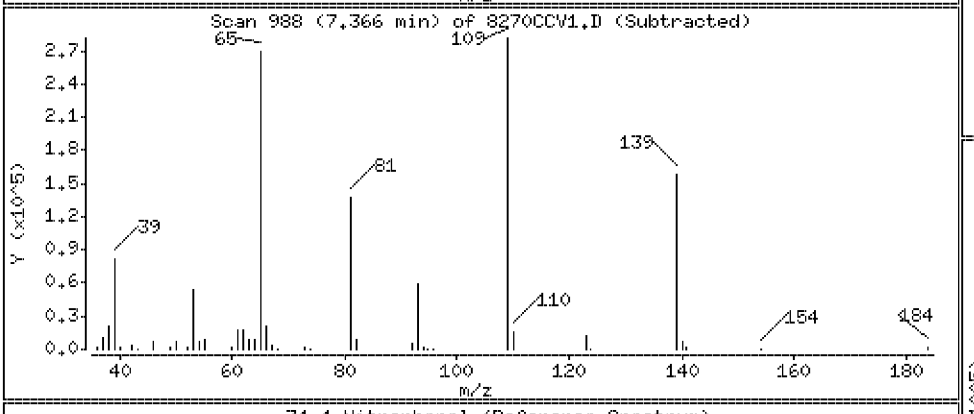

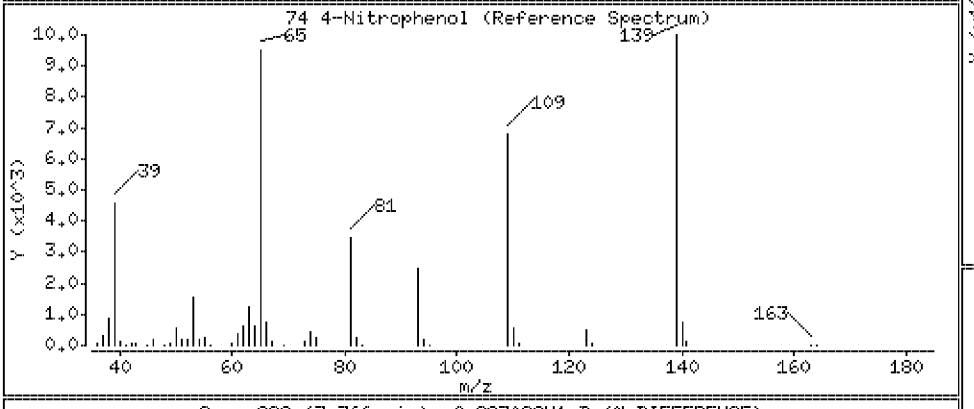

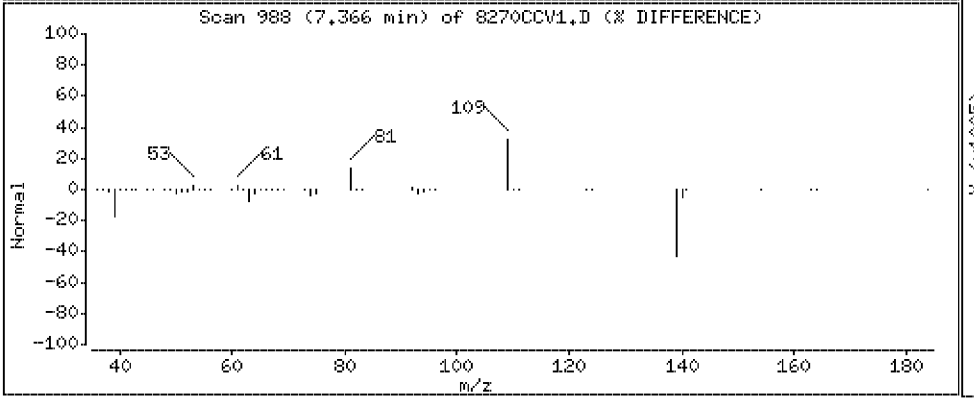

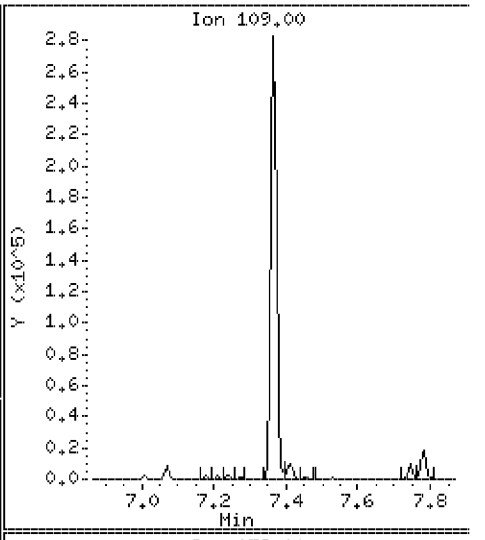

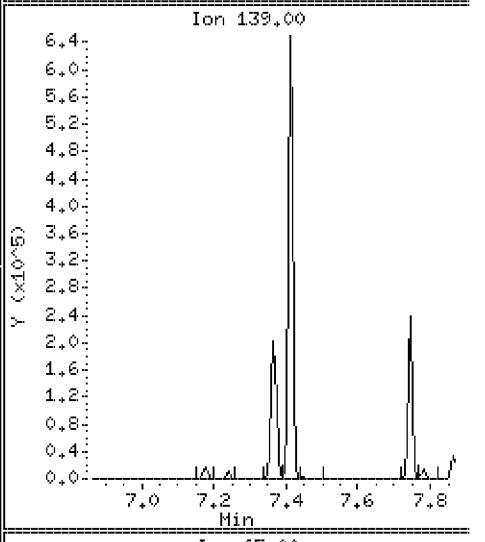

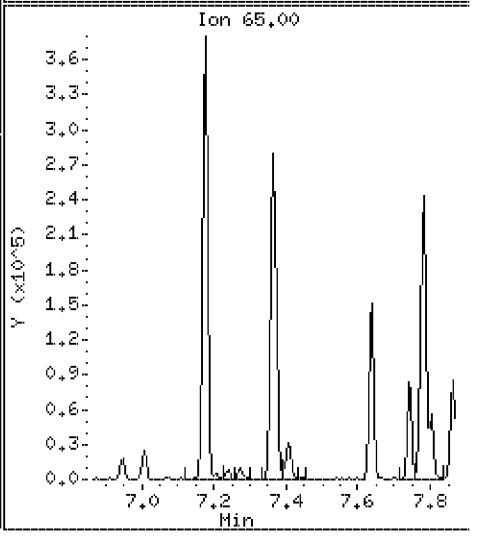

Data File: \\Svecd04\DD\chem\smsd03.i\S3050412.b\8270CCV1.D

Date : 04-MAY-2012 08:13

Client ID: 8270CCV1 | Instrument: smsd03.i

Sample Info: 45924

Purge Volume: 1000.0 | Operator: PEL

Column phase: HPMS-5 | Column diameter: 0.25

75 Dibenzofuran | Concentration: 48.0 ug/l

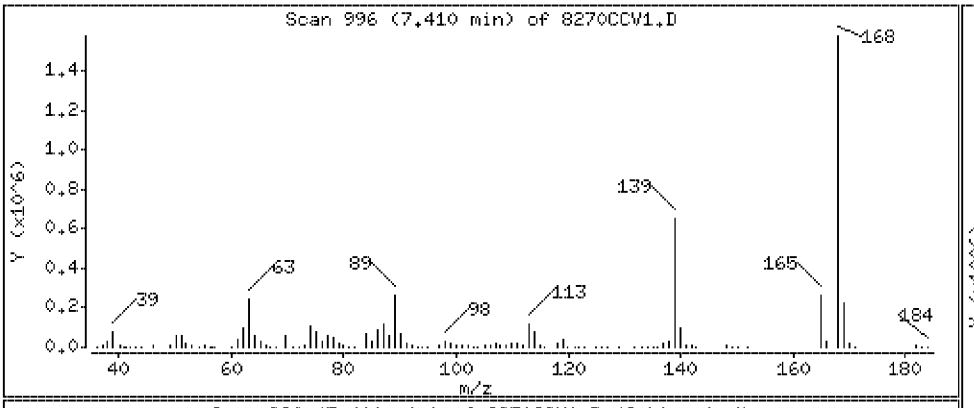

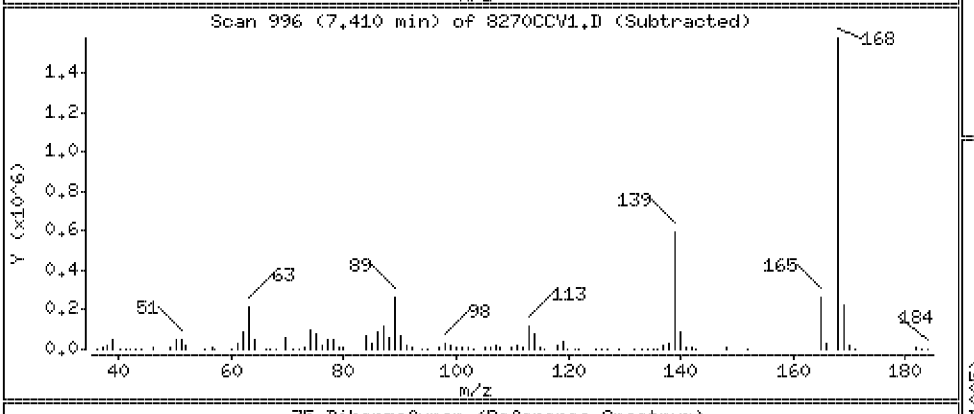

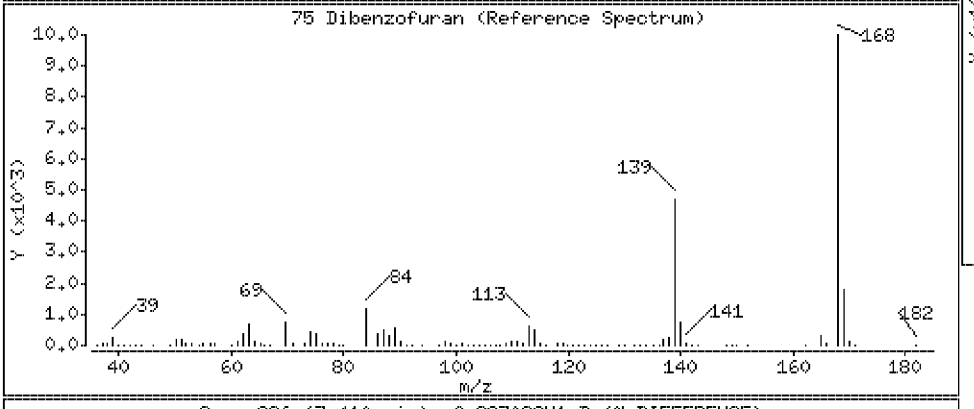

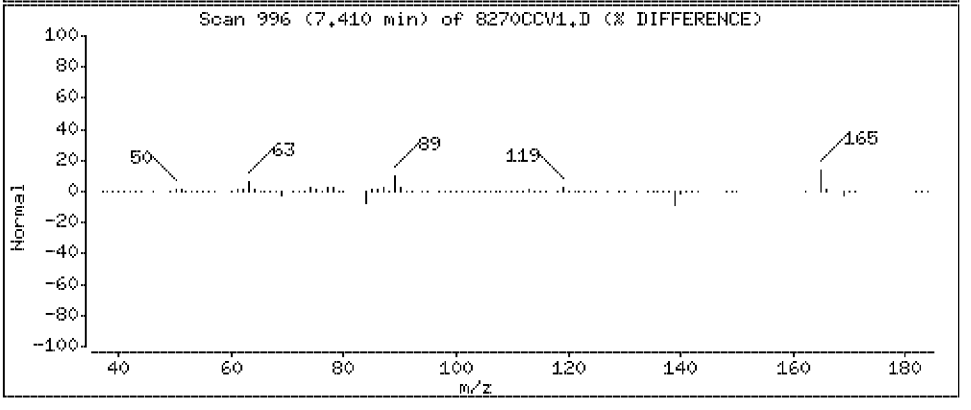

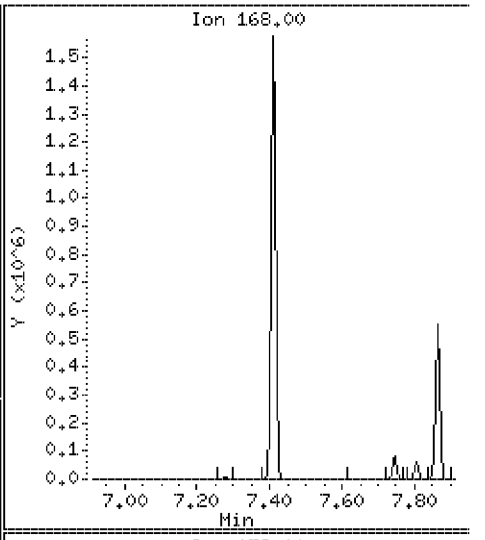

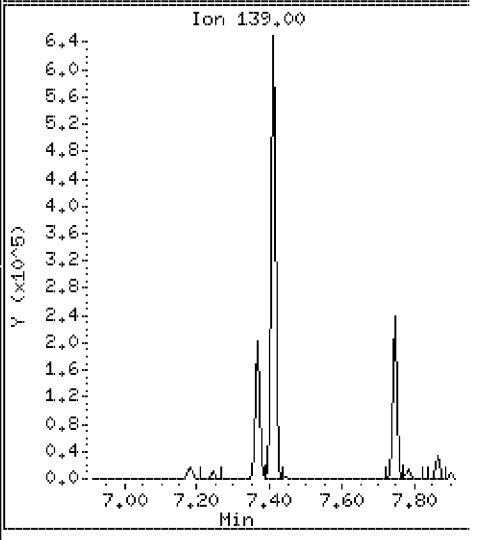

Data File: \\Svecd04\DD\chem\smsd03.i\S3050412.b\8270CCV1.D

Date : 04-MAY-2012 08:13

Client ID: 8270CCV1

Instrument: smsd03.i

Sample Info: 45924

Purge Volume: 1000.0

Operator: PEL

Column phase: HPMS-5

Column diameter: 0.25

76 2,4-Dinitrotoluene

Concentration: 47.9 ug/l

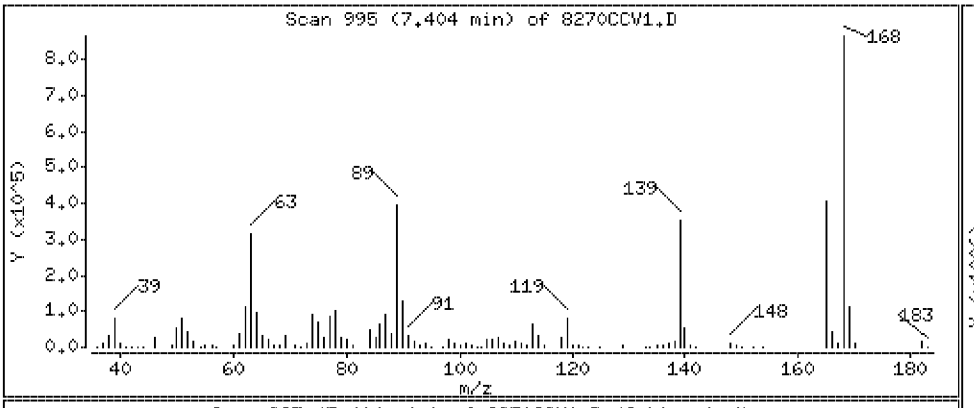

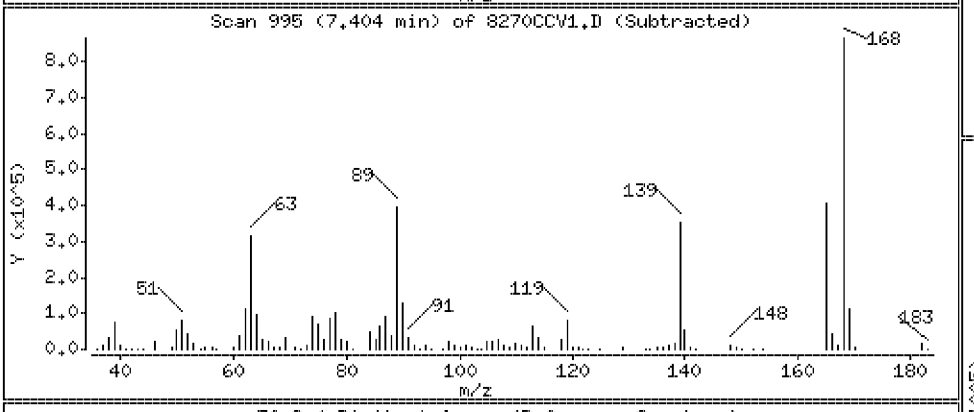

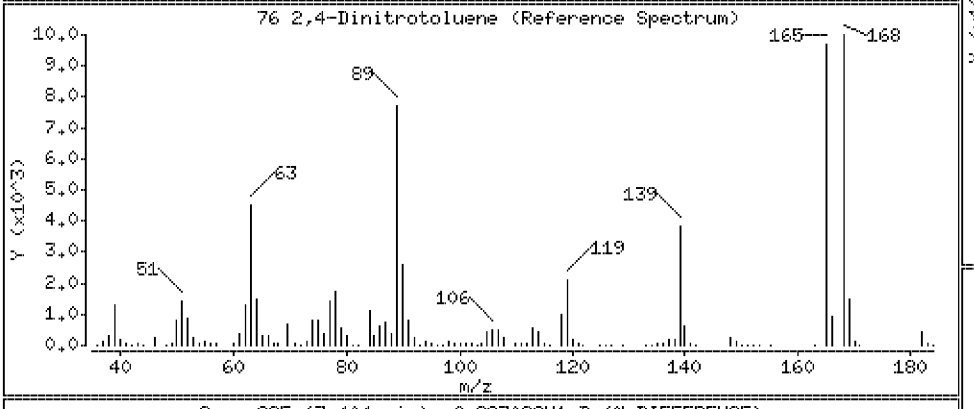

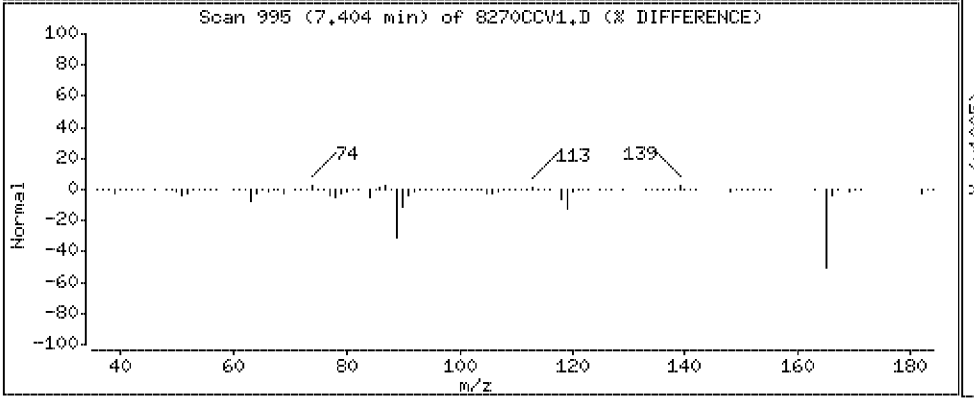

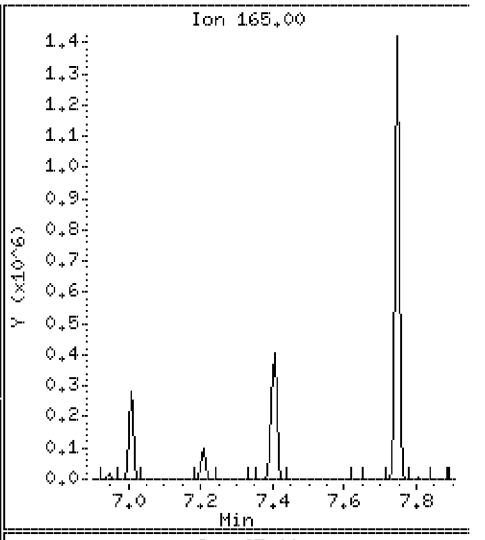

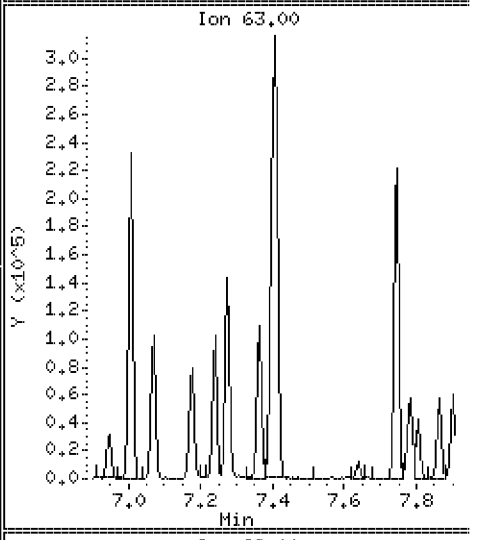

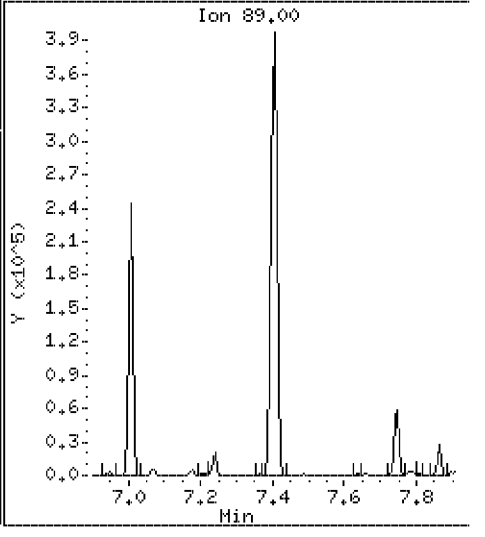

Data File: \\Svecd04\DD\chem\smsd03.i\S3050412.b\8270CCV1.D

Date : 04-MAY-2012 08:13

Client ID: 8270CCV1

Instrument: smsd03.i

Sample Info: 45924

Purge Volume: 1000.0

Operator: PEL

Column phase: HPMS-5

Column diameter: 0.25

80 Diethylphthalate

Concentration: 48.5 ug/l

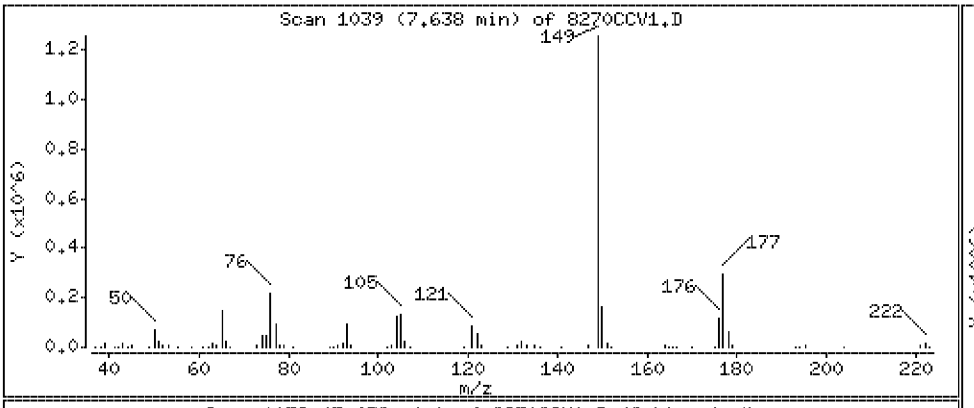

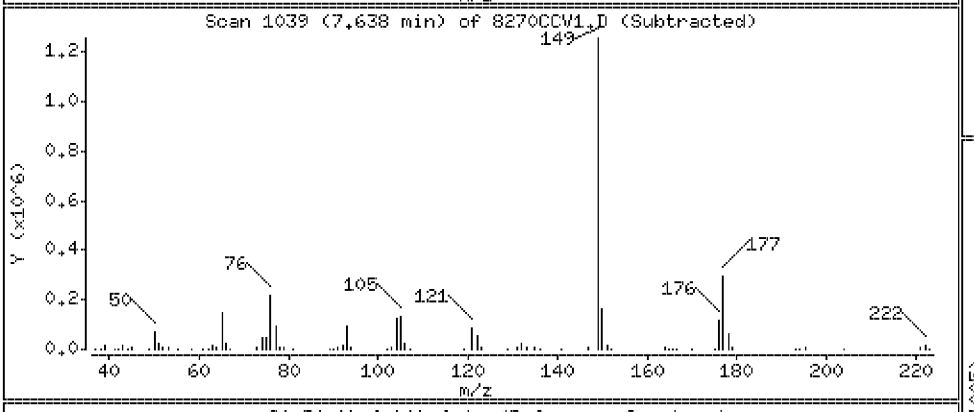

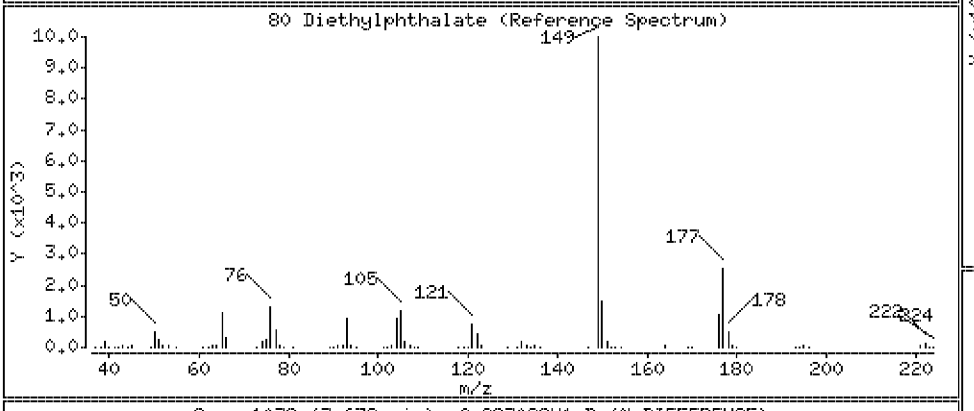

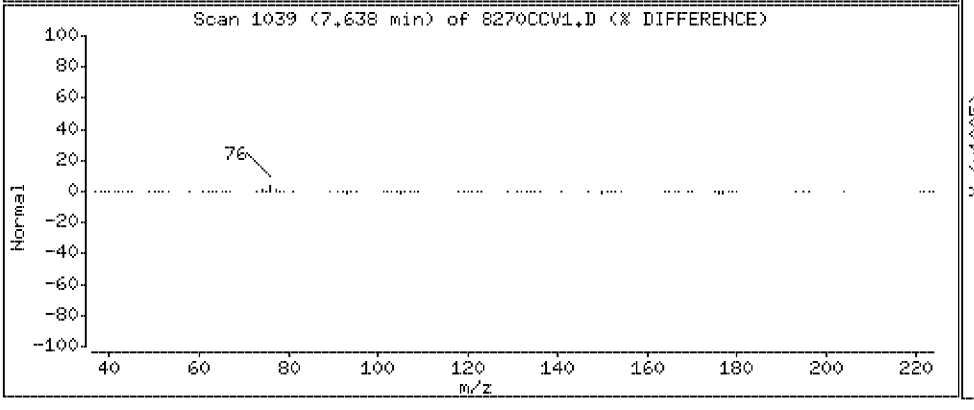

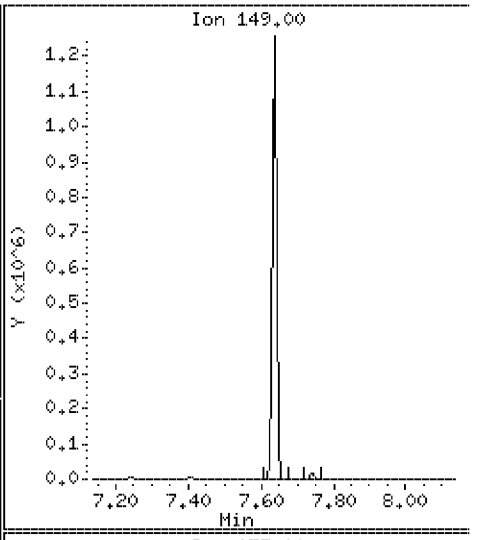

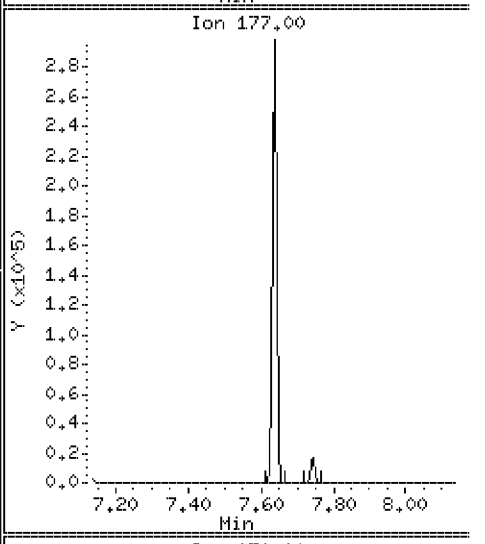

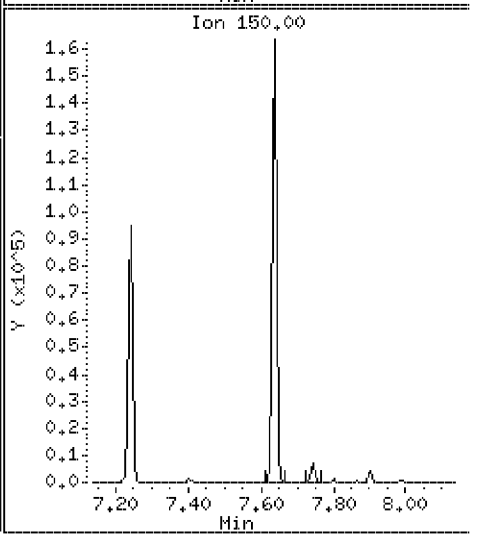

Data File: \\Svecd04\DD\chem\smsd03.i\S3050412.b\8270CCV1.D

Date : 04-MAY-2012 08:13

Client ID: 8270CCV1 Instrument: smsd03.i

Sample Info: 45924

Purge Volume: 1000.0 Operator: PEL

Column phase: HPMS-5 Column diameter: 0.25

81 Fluorene Concentration: 49.6 ug/l

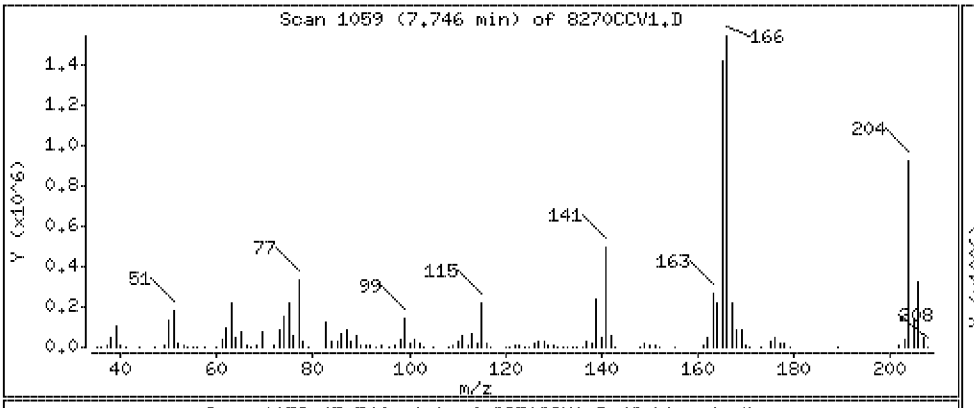

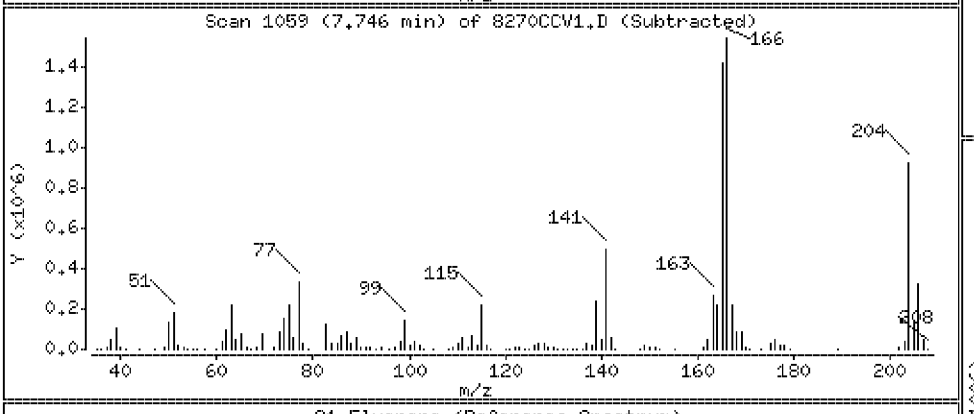

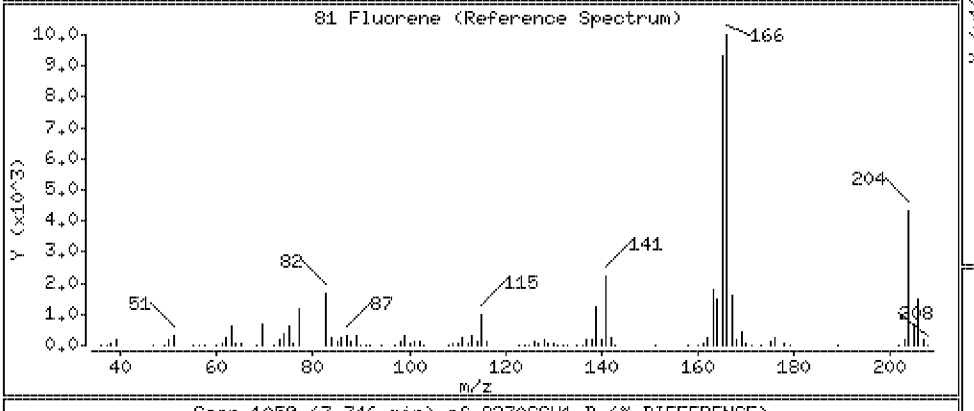

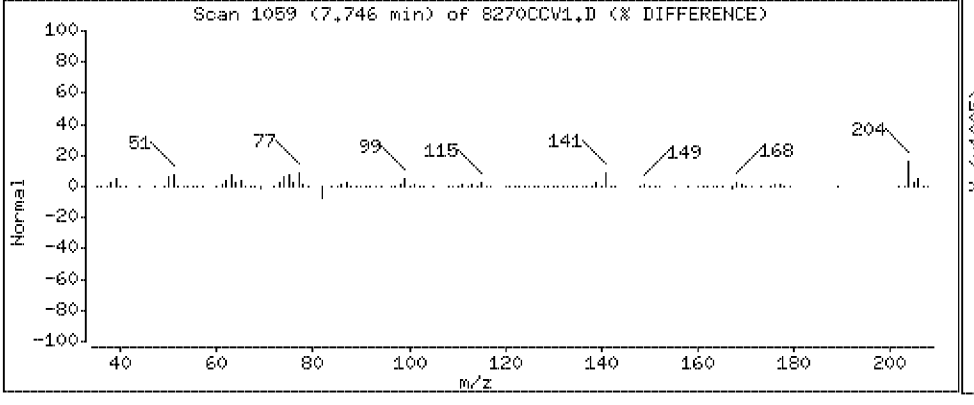

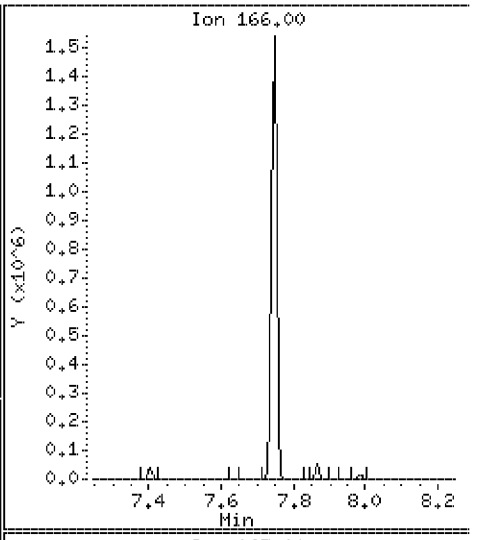

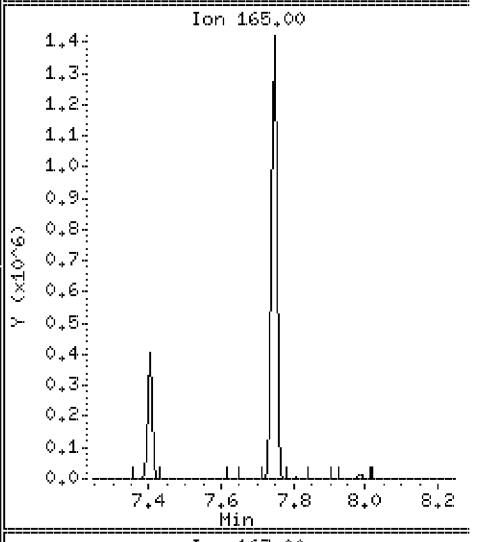

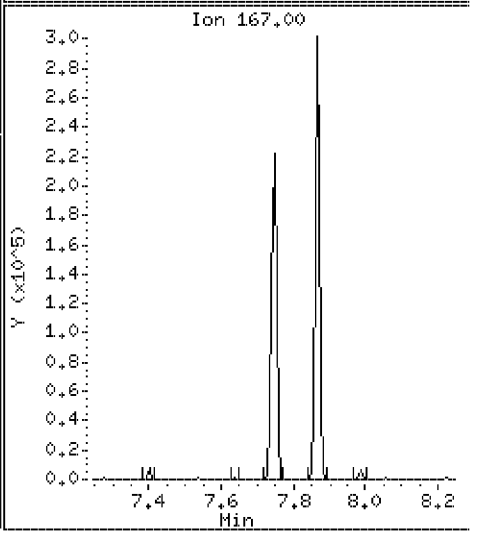

Data File: \\Svecd04\DD\chem\smsd03.i\S3050412.b\8270CCV1.D

Date : 04-MAY-2012 08:13

Client ID: 8270CCV1

Instrument: smsd03.i

Sample Info: 45924

Purge Volume: 1000.0

Operator: PEL

Column phase: HPMS-5

Column diameter: 0.25

82 4-Chlorophenyl-phenylether

Concentration: 49.1 ug/l

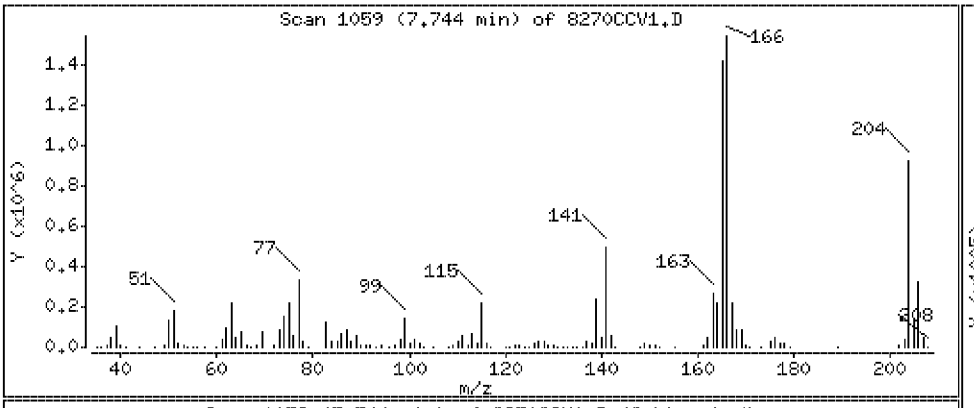

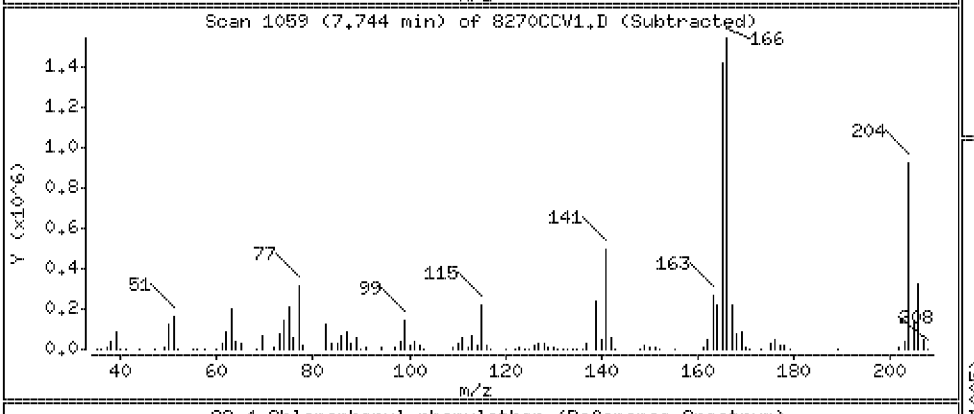

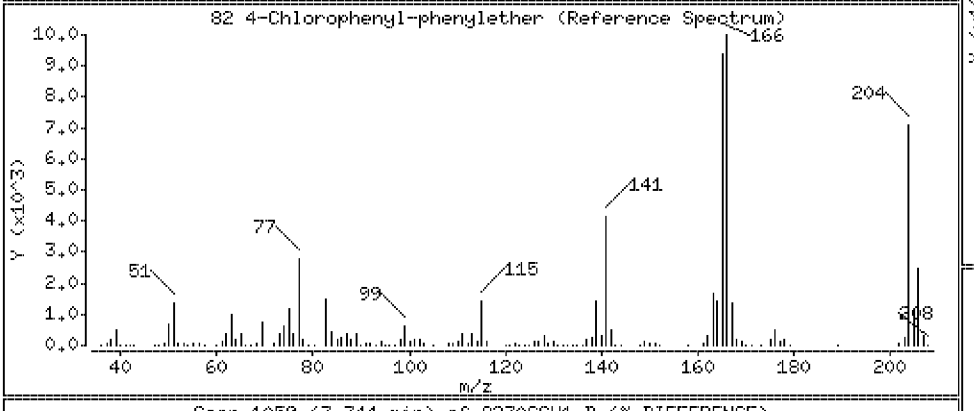

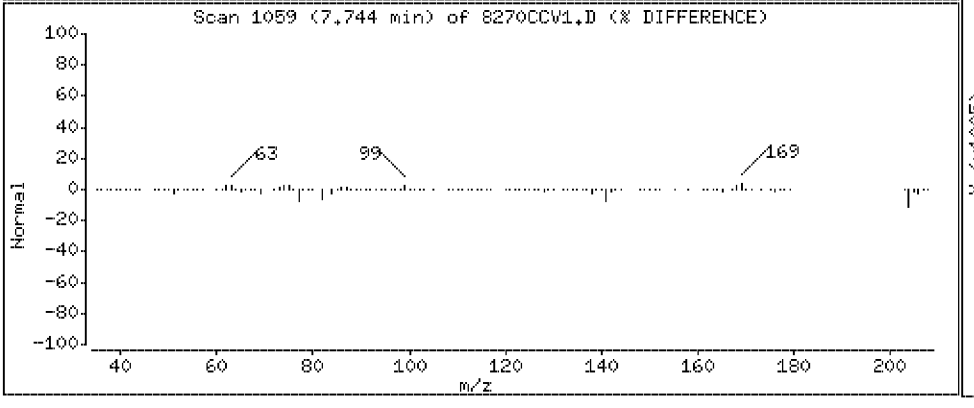

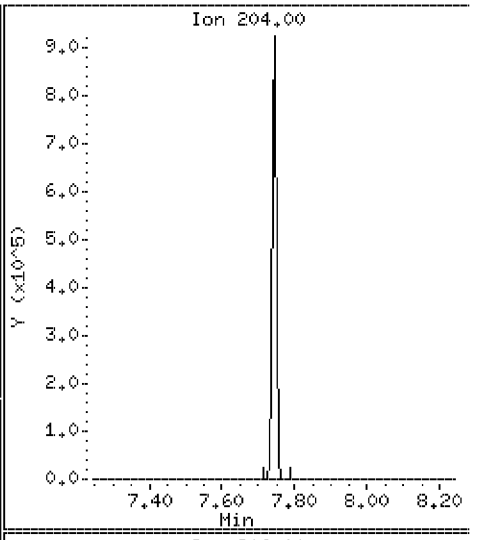

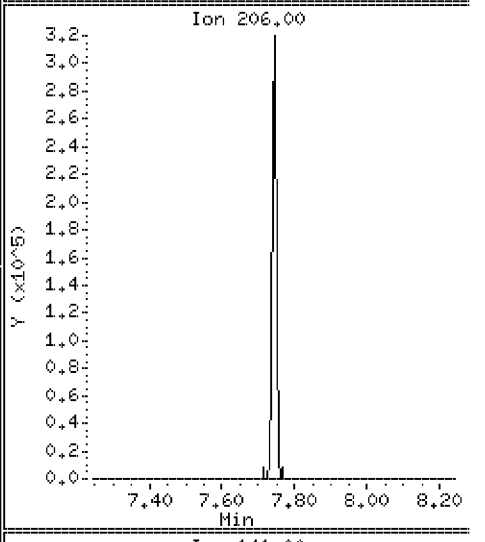

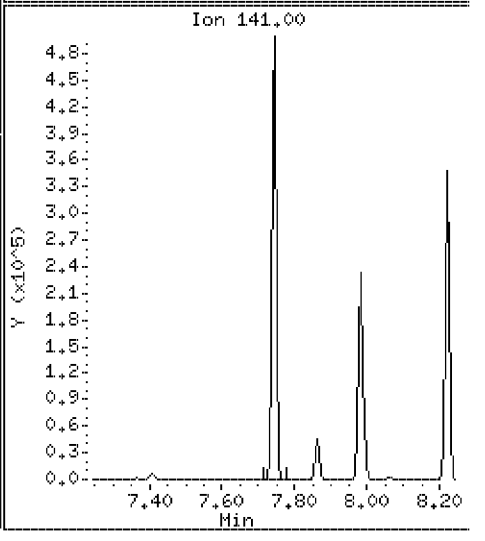

Data File: \\Svecd04\DD\chem\smsd03.i\S3050412.b\8270CCV1.D

Date : 04-MAY-2012 08:13

Client ID: 8270CCV1 | Instrument: smsd03.i

Sample Info: 45924

Purge Volume: 1000.0 | Operator: PEL

Column phase: HPMS-5 | Column diameter: 0.25

84 4-Nitroaniline | Concentration: 43.5 ug/l

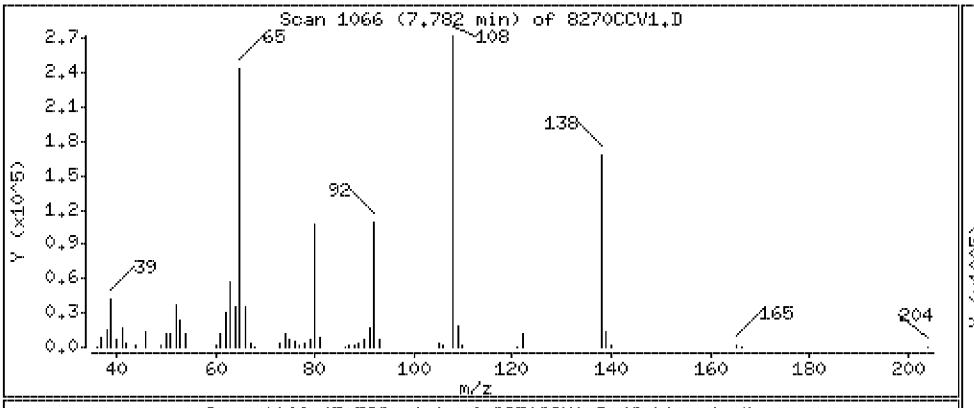

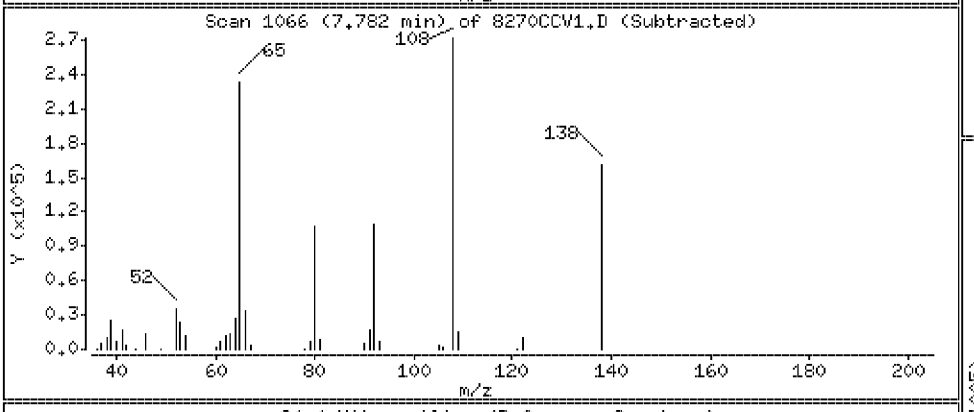

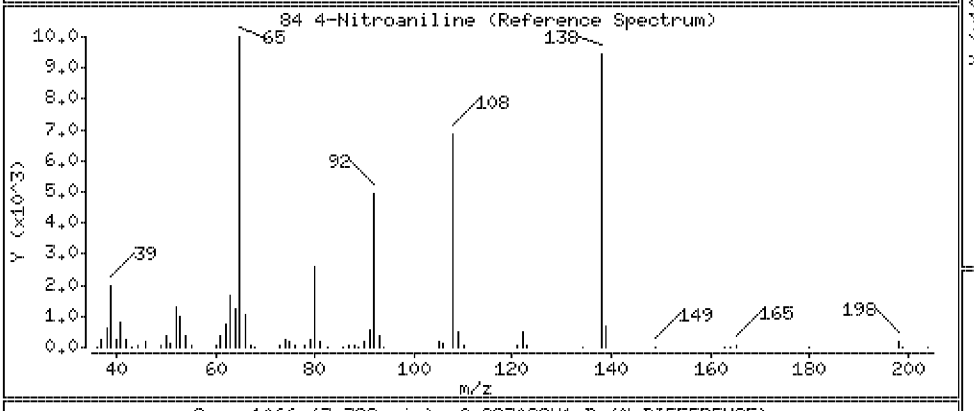

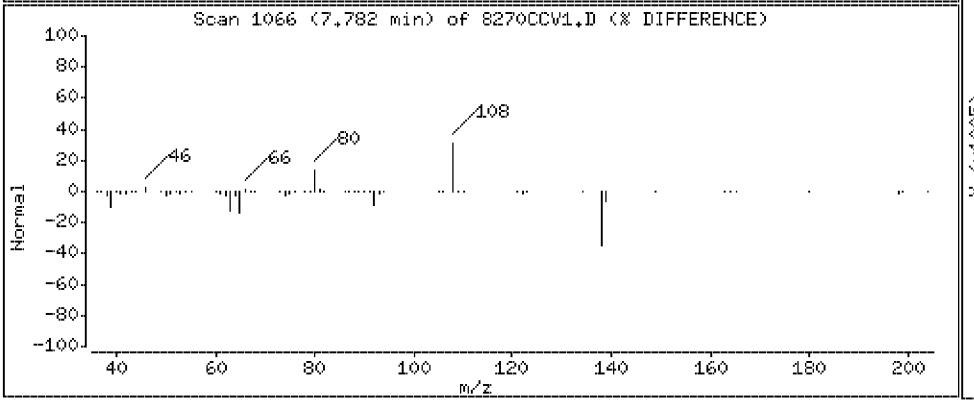

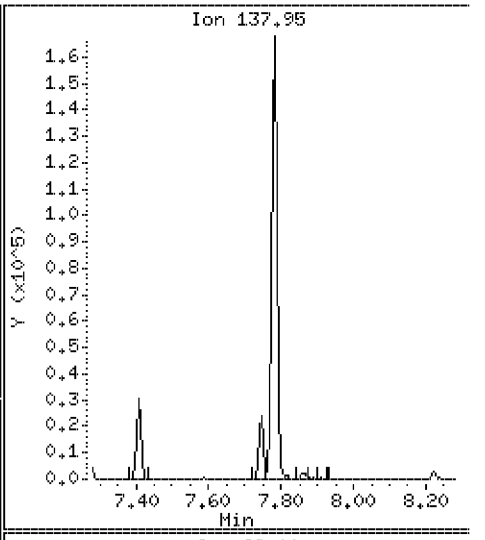

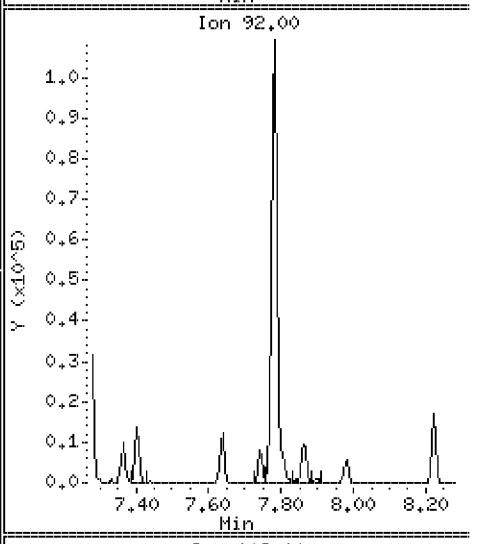

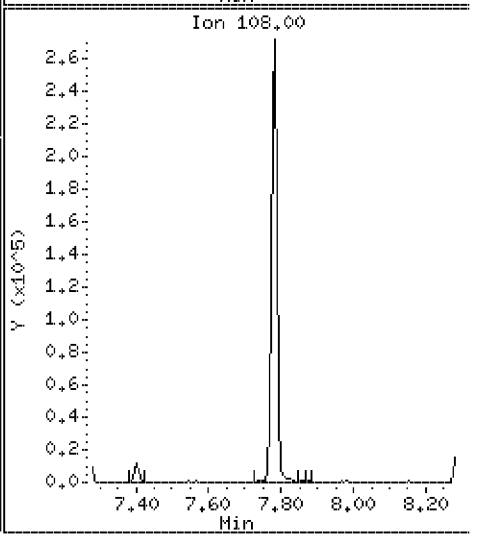

Data File: \\Svecd04\DD\chem\smsd03.i\S3050412.b\8270CCV1.D

Date : 04-MAY-2012 08:13

Client ID: 8270CCV1 Instrument: smsd03.i

Sample Info: 45924

Purge Volume: 1000.0 Operator: PEL

Column phase: HPMS-5 Column diameter: 0.25

85 4,6-Dinitro-2-methylphenol Concentration: 45.0 ug/l

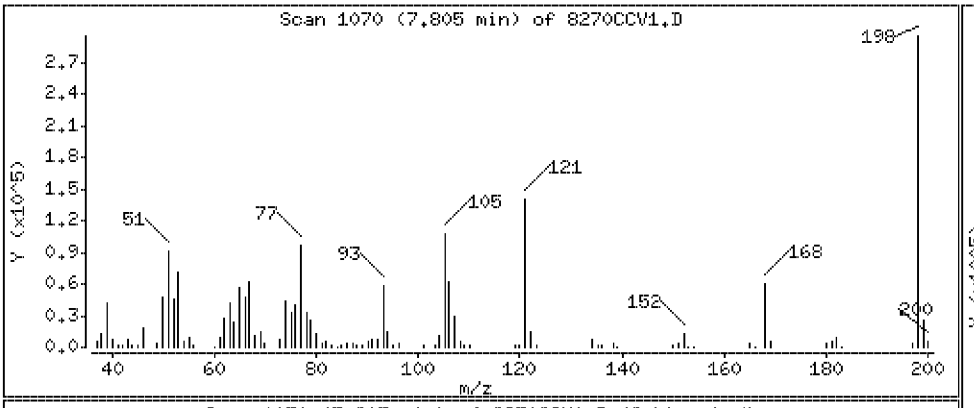

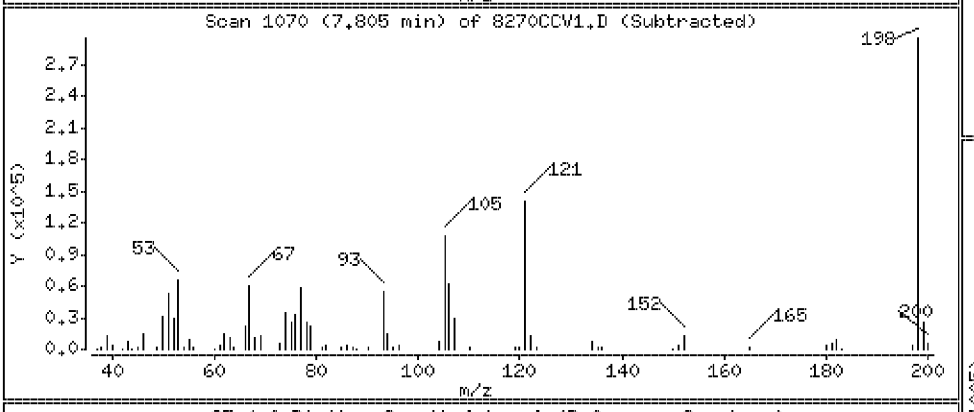

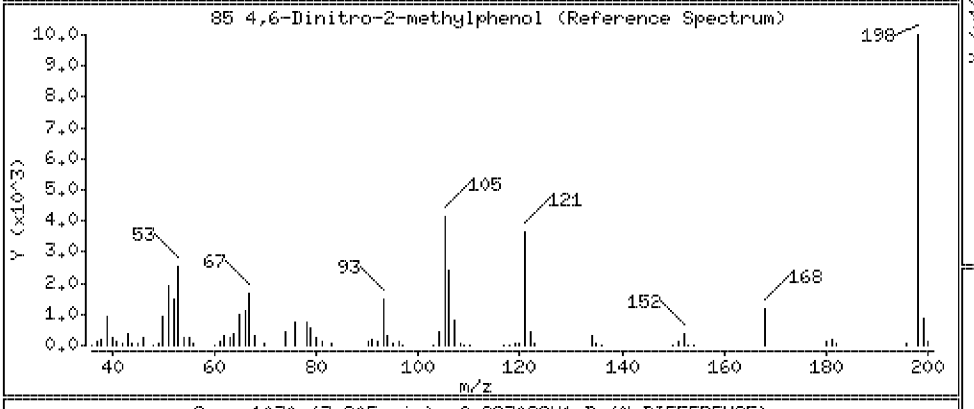

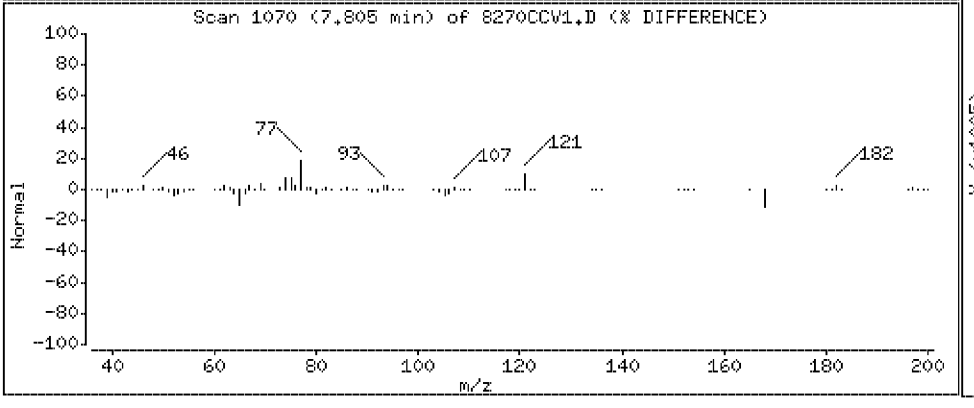

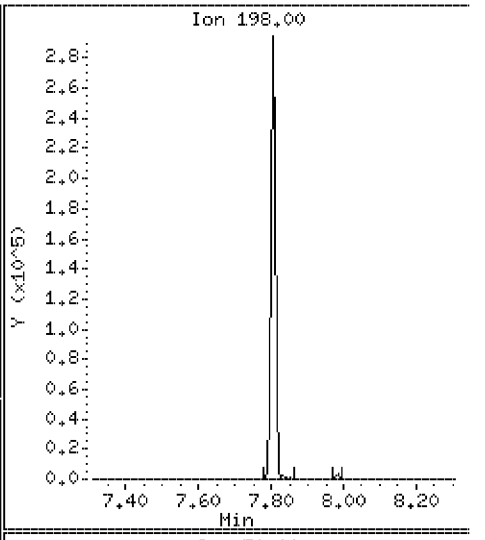

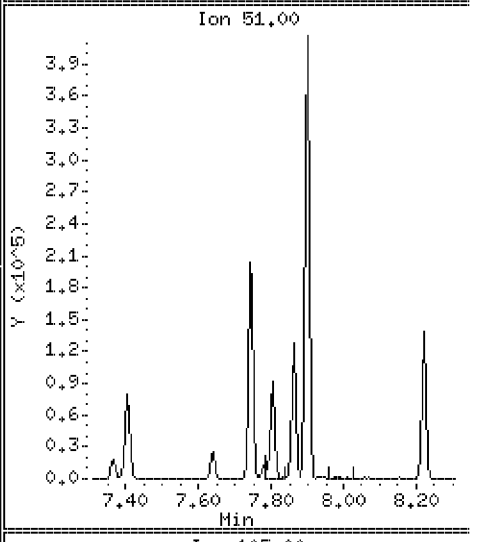

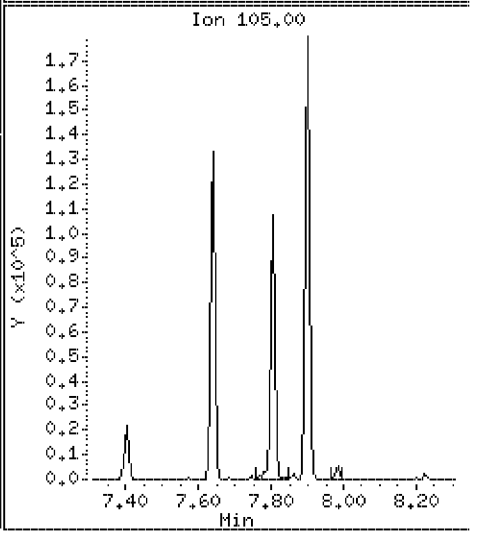

Data File: \\Svecd04\DD\chem\smsd03.i\S3050412.b\8270CCV1.D

Date : 04-MAY-2012 08:13

Client ID: 8270CCV1

Instrument: smsd03.i

Sample Info: 45924

Purge Volume: 1000.0

Operator: PEL

Column phase: HPMS-5

Column diameter: 0.25

86 N-Nitrosodiphenylamine

Concentration: 42.6 ug/l

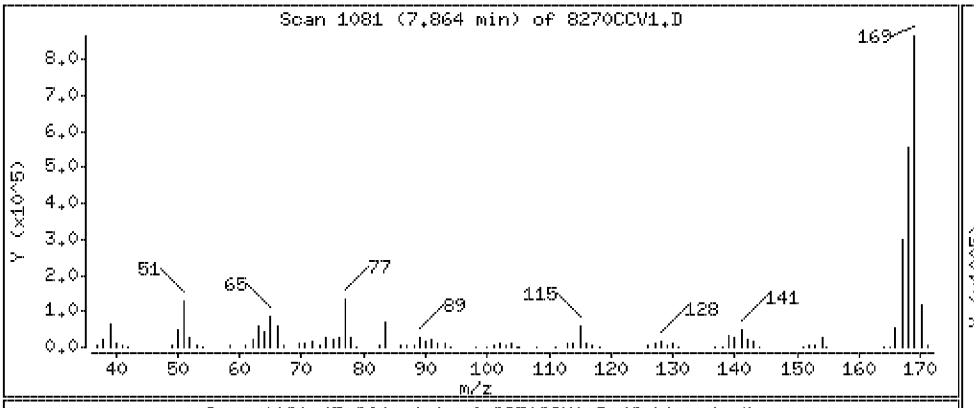

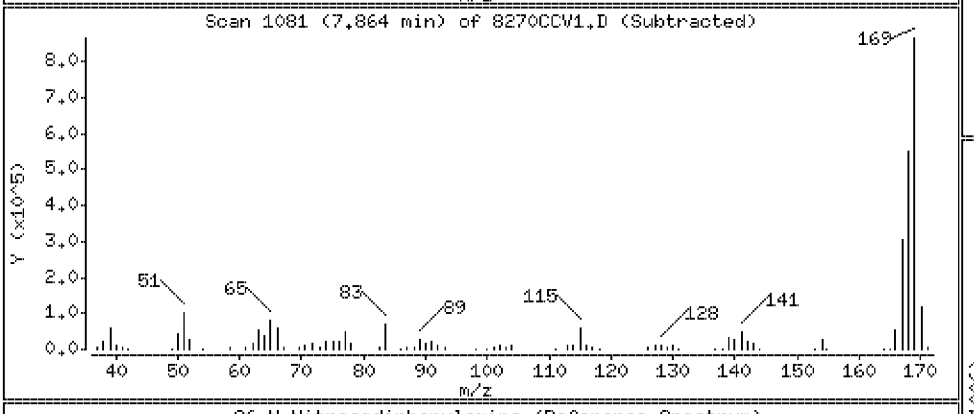

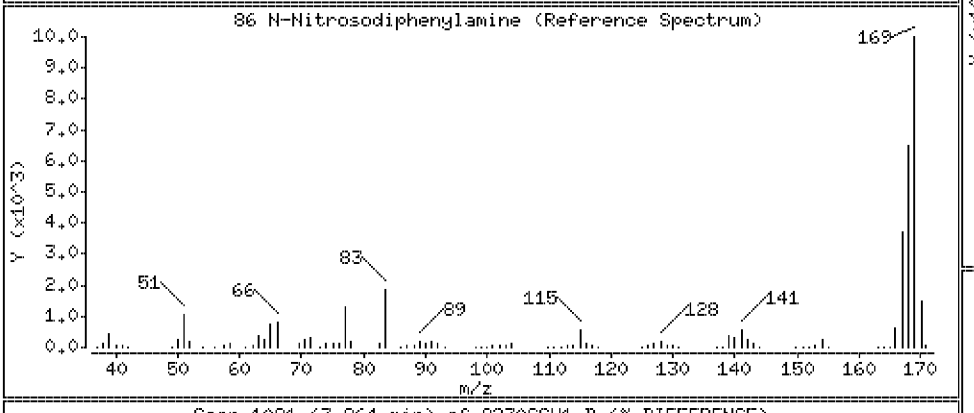

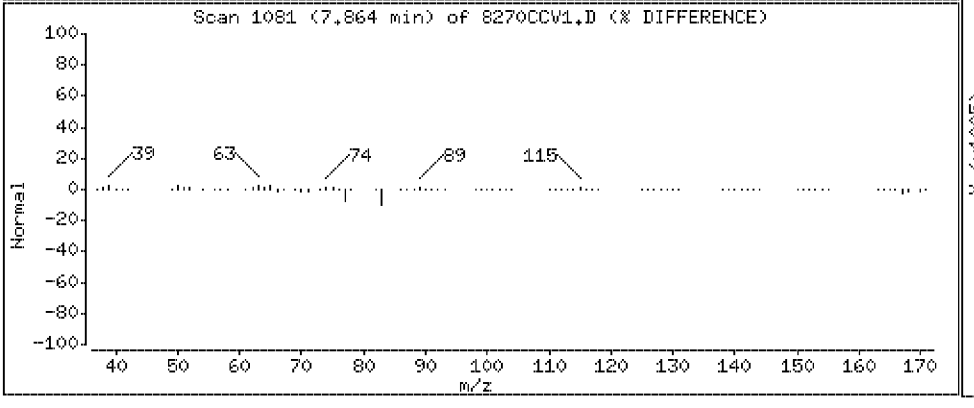

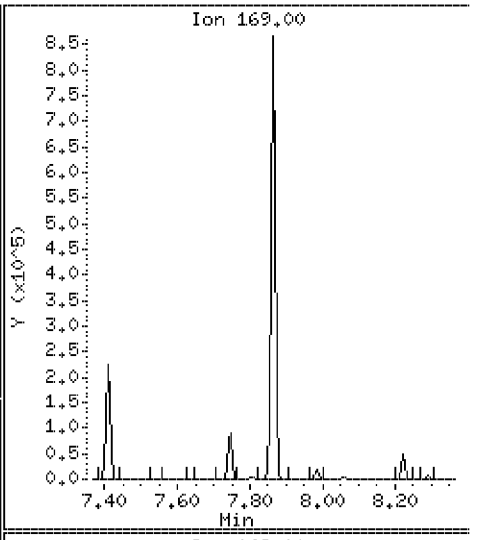

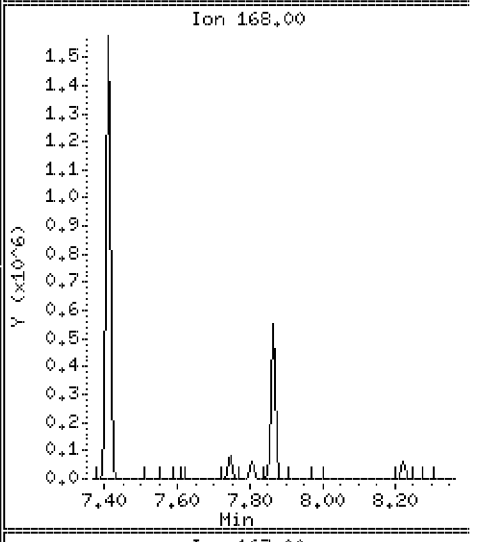

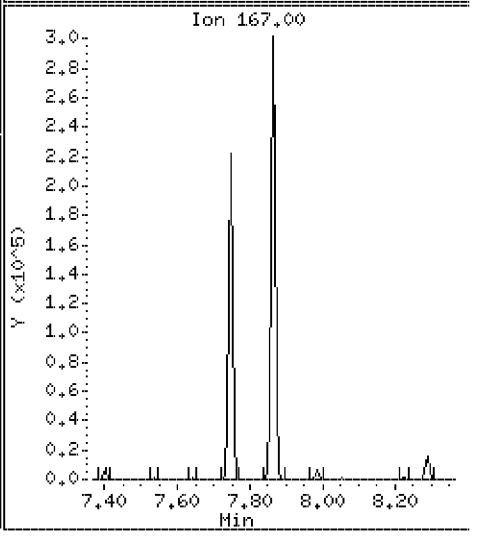

Data File: \\Svecd04\DD\chem\smsd03.i\S3050412.b\8270CCV1.D

Date : 04-MAY-2012 08:13

Client ID: 8270CCV1 Instrument: smsd03.i

Sample Info: 45924

Purge Volume: 1000.0 Operator: PEL

Column phase: HPMS-5 Column diameter: 0.25

87 1,2-Diphenylhydrazine Concentration: 48.6 ug/l

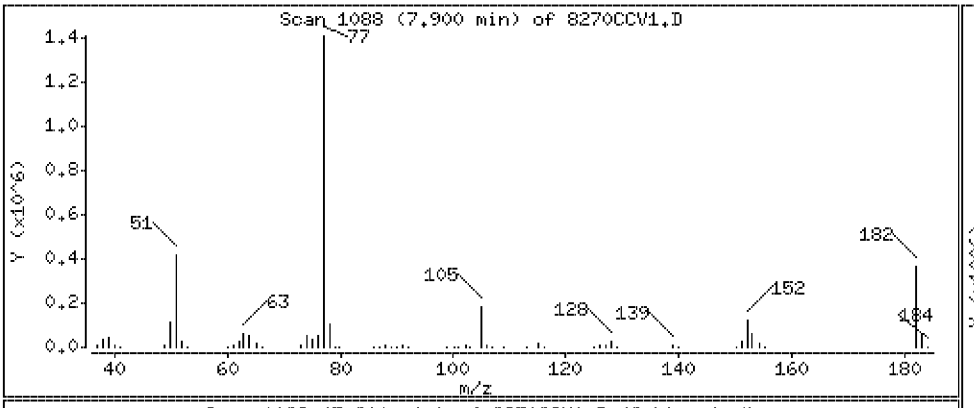

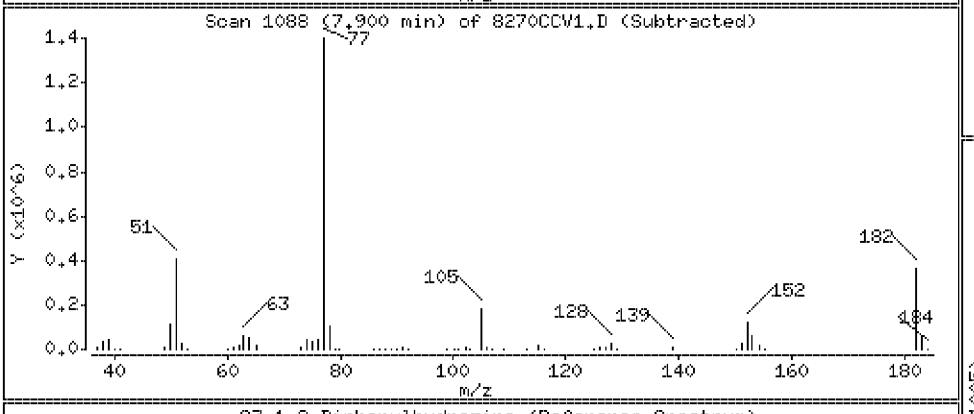

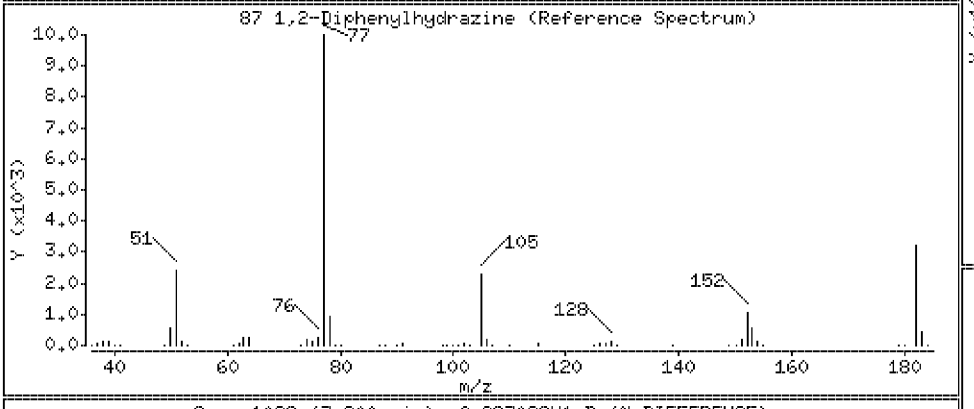

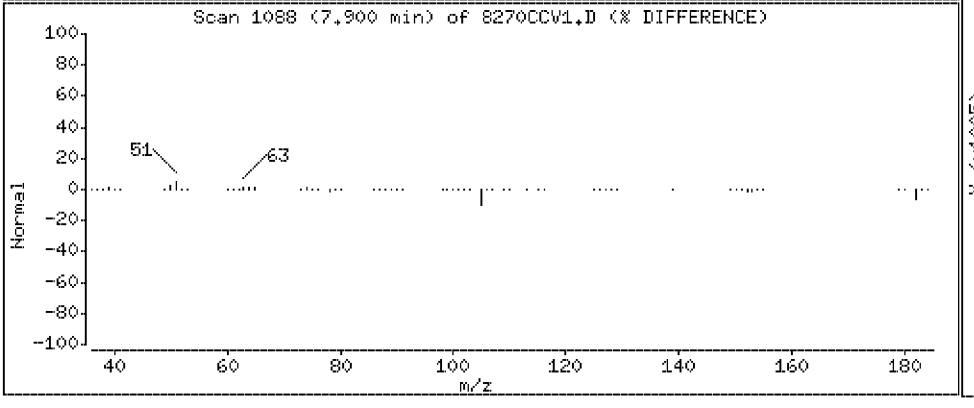

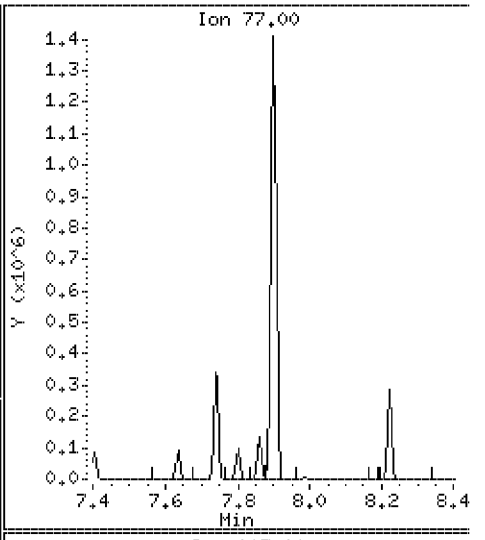

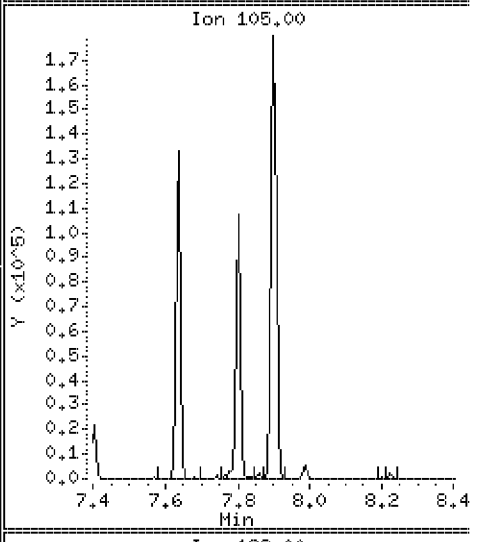

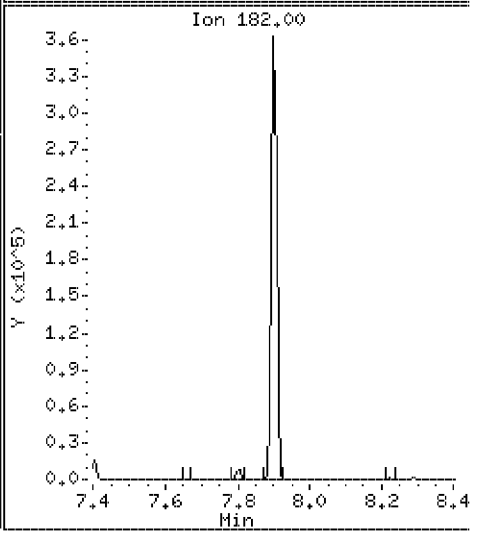

Data File: \\Svecd04\DD\chem\smsd03.i\S3050412.b\8270CCV1.D

Date : 04-MAY-2012 08:13

Client ID: 8270CCV1

Instrument: smsd03.i

Sample Info: 45924

Purge Volume: 1000.0

Operator: PEL

Column phase: HPMS-5

Column diameter: 0.25

93 4-Bromophenylphenylether

Concentration: 45.4 ug/l

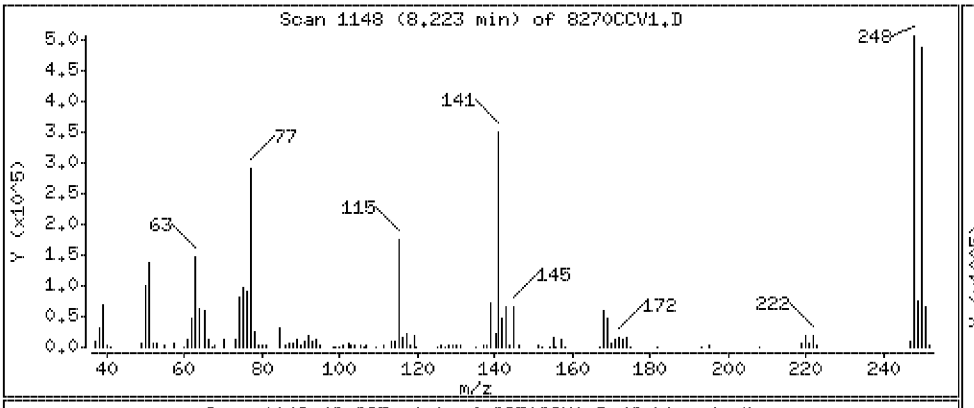

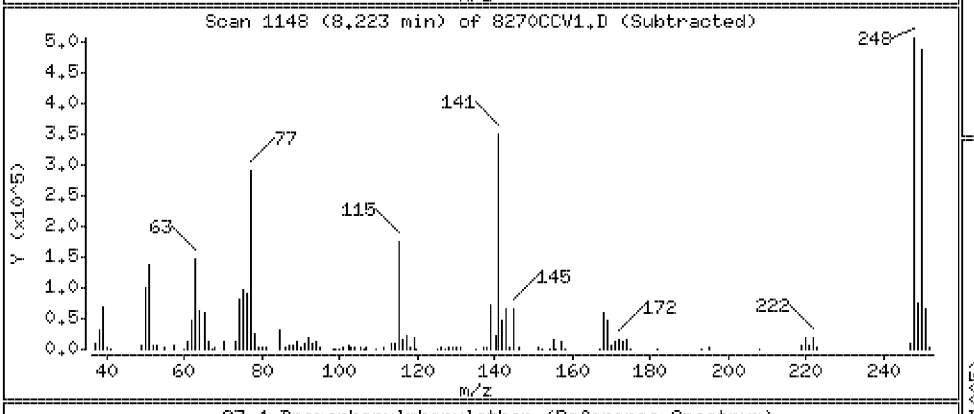

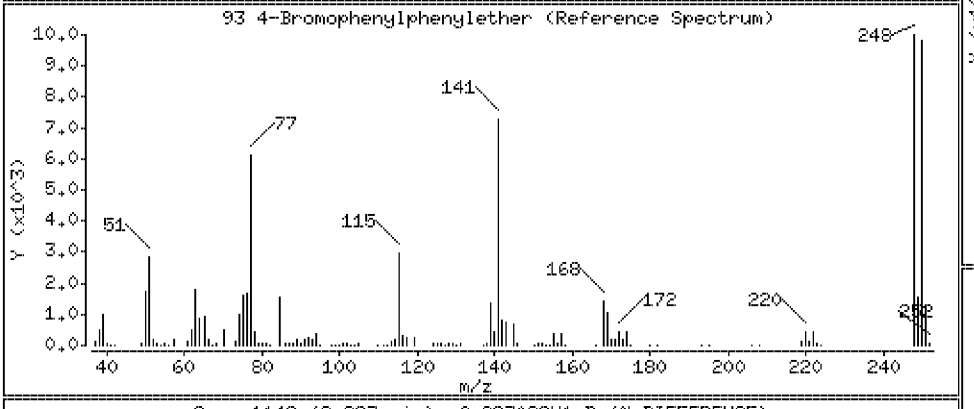

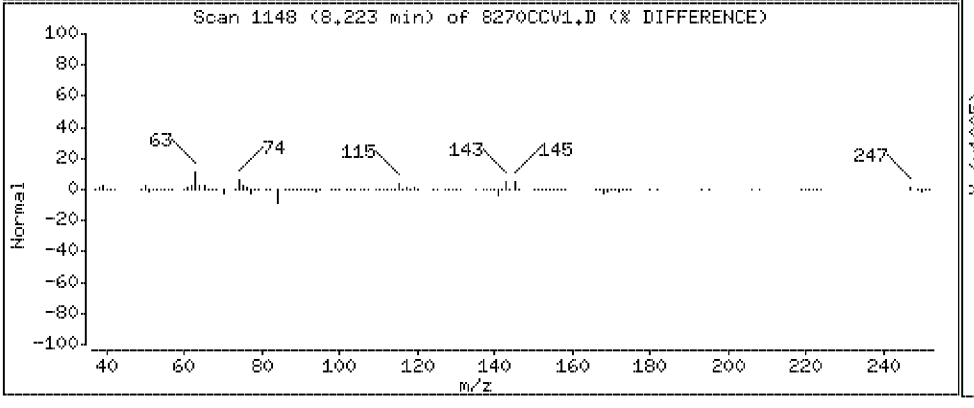

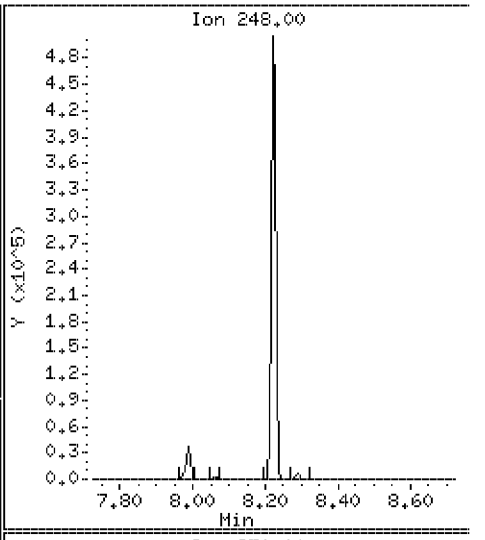

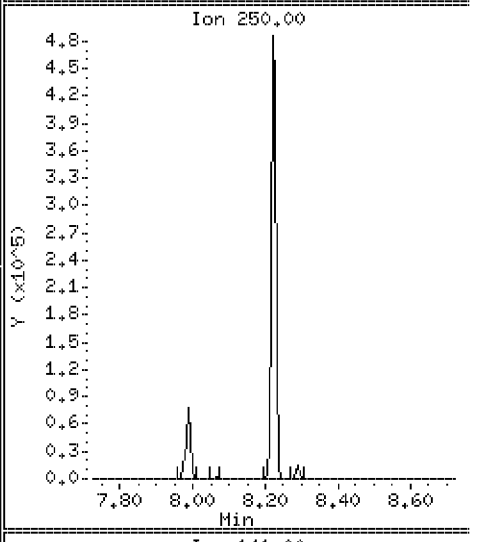

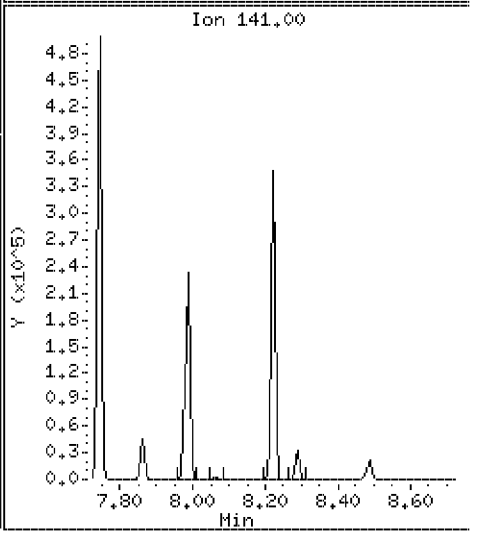

Data File: \\Svecd04\DD\chem\smsd03.i\S3050412.b\8270CCV1.D

Date : 04-MAY-2012 08:13

Client ID: 8270CCV1 | Instrument: smsd03.i

Sample Info: 45924

Purge Volume: 1000.0 | Operator: PEL

Column phase: HPMS-5 | Column diameter: 0.25

94 Hexachlorobenzene | Concentration: 44.8 ug/l

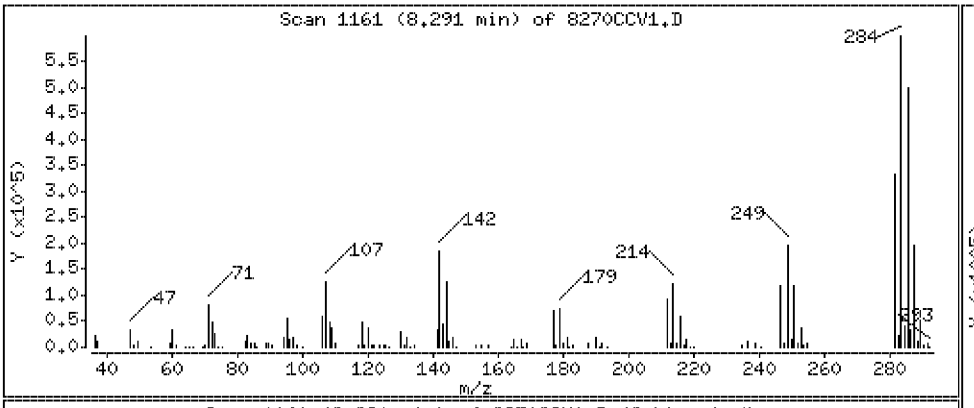

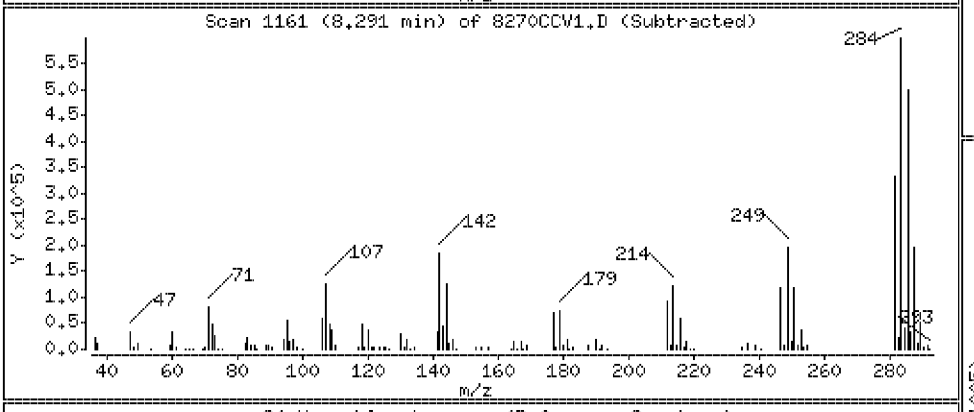

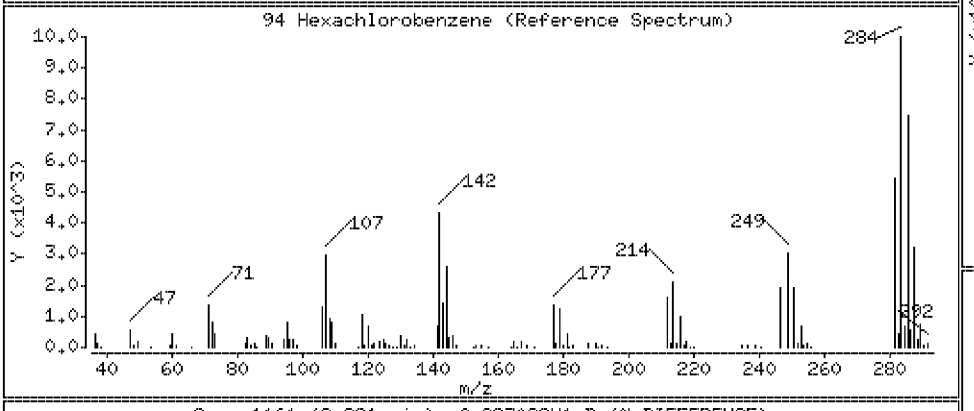

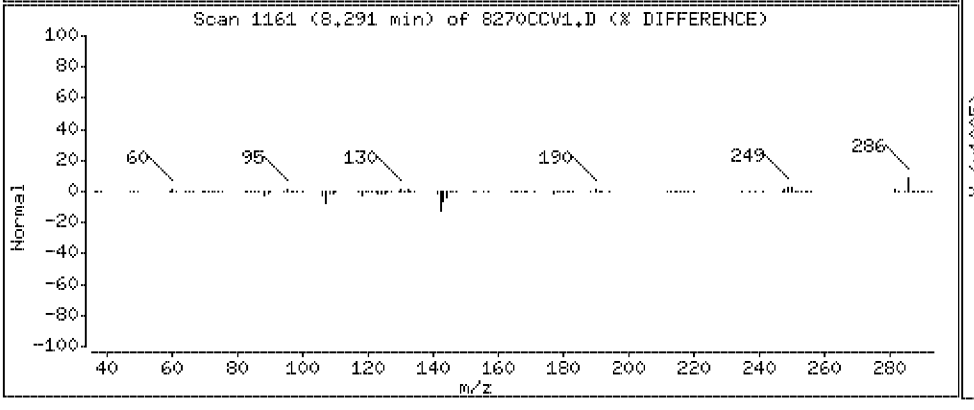

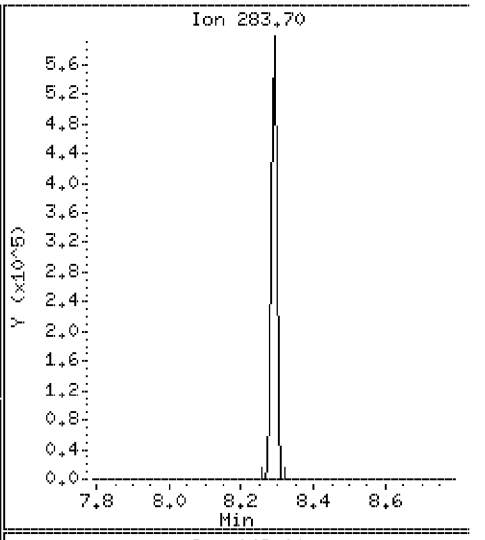

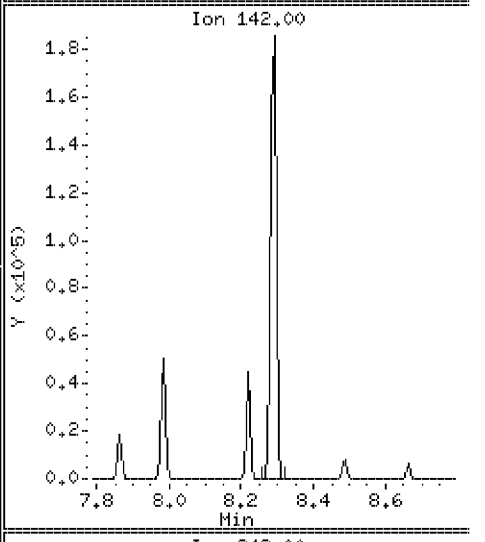

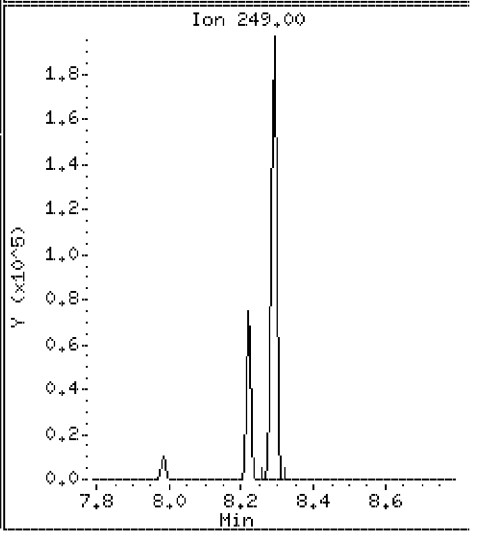

Data File: \\Svecd04\DD\chem\smsd03.i\S3050412.b\8270CCV1.D

Date : 04-MAY-2012 08:13

Client ID: 8270CCV1

Instrument: smsd03.i

Sample Info: 45924

Purge Volume: 1000.0

Operator: PEL

Column phase: HPMS-5

Column diameter: 0.25

96 Pentachlorophenol

Concentration: 48.6 ug/l

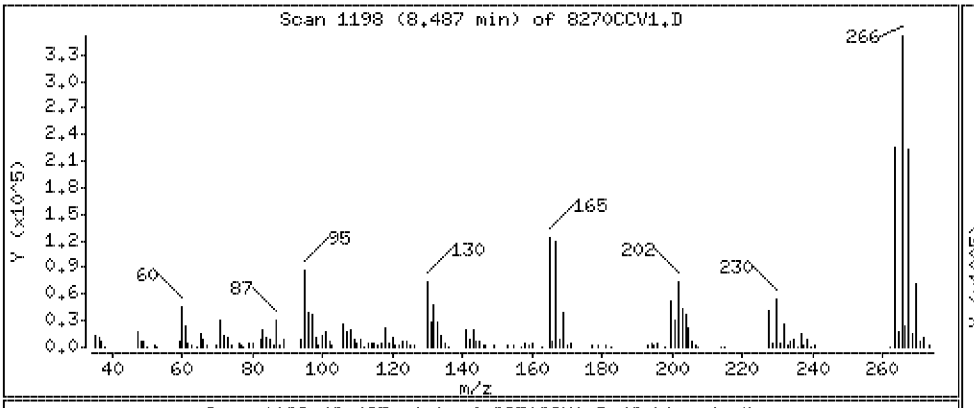

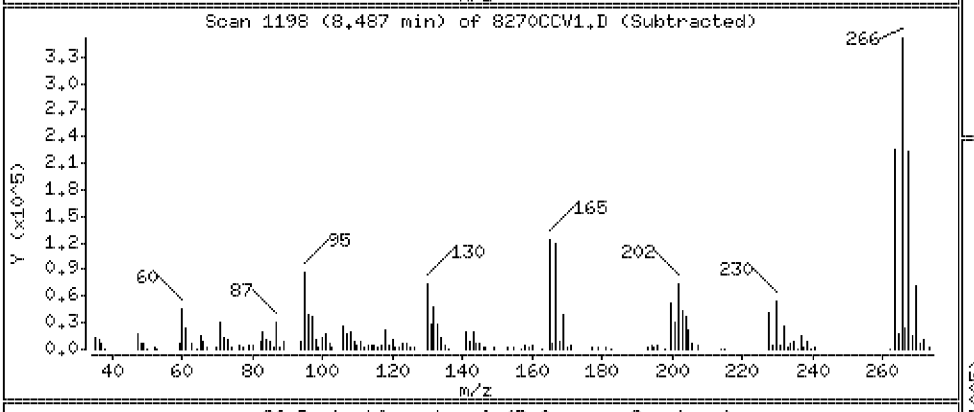

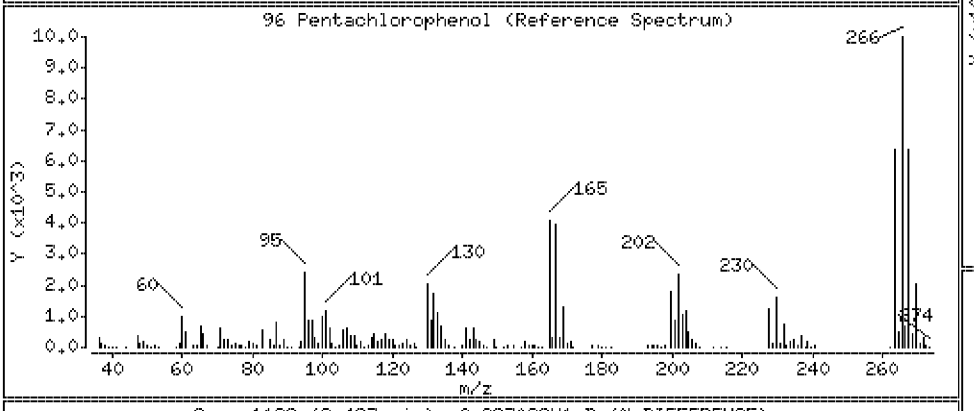

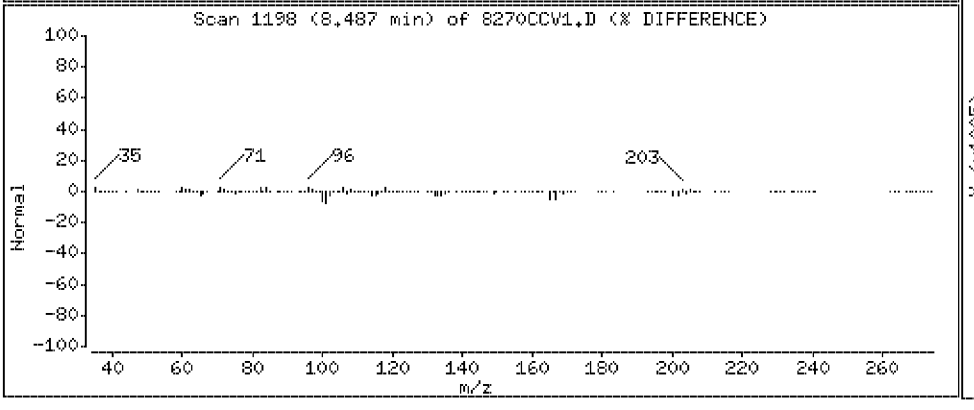

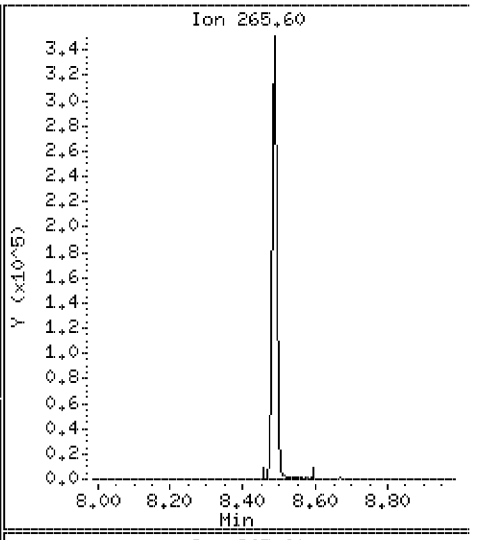

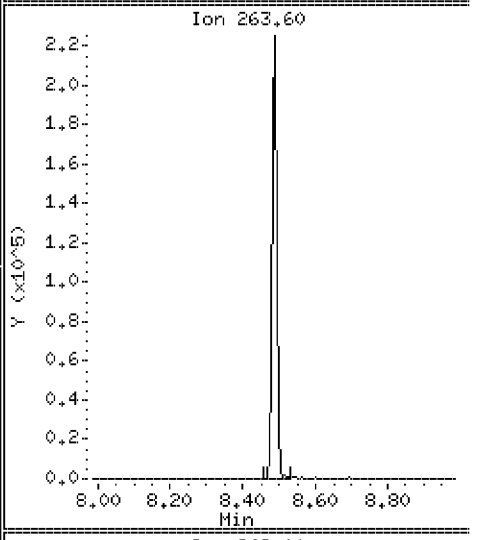

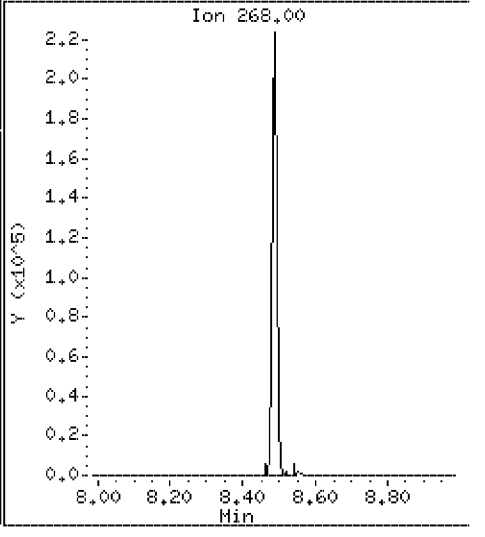

Data File: \\Svecd04\DD\chem\smsd03.i\S3050412.b\8270CCV1.D

Date : 04-MAY-2012 08:13

Client ID: 8270CCV1

Instrument: smsd03.i

Sample Info: 45924

Purge Volume: 1000.0

Operator: PEL

Column phase: HPMS-5

Column diameter: 0.25

101 Phenanthrene

Concentration: 46.1 ug/l

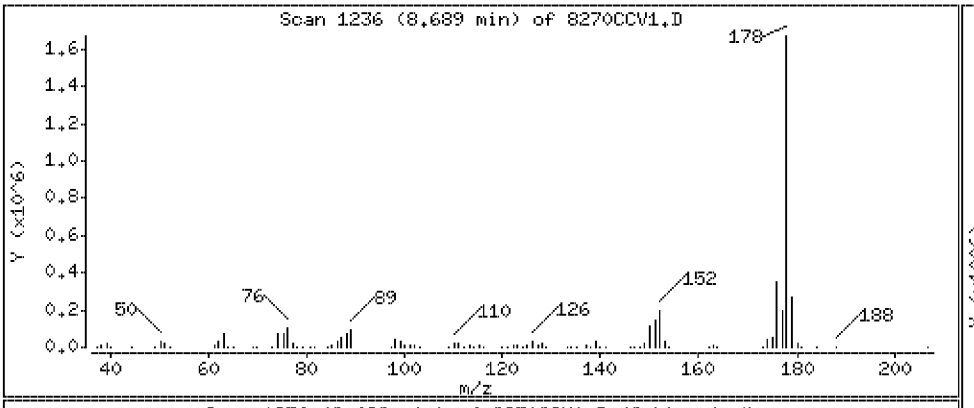

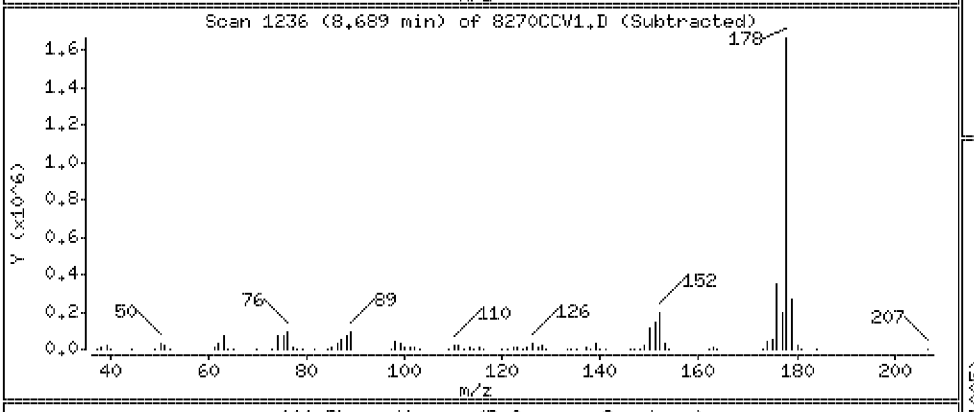

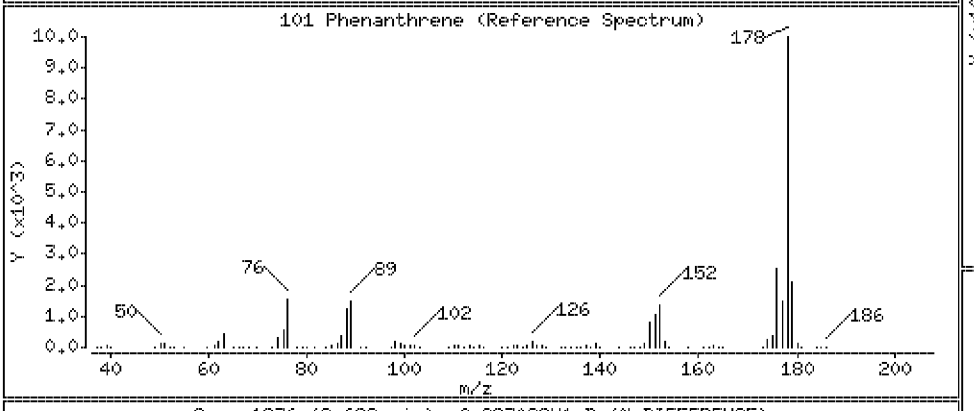

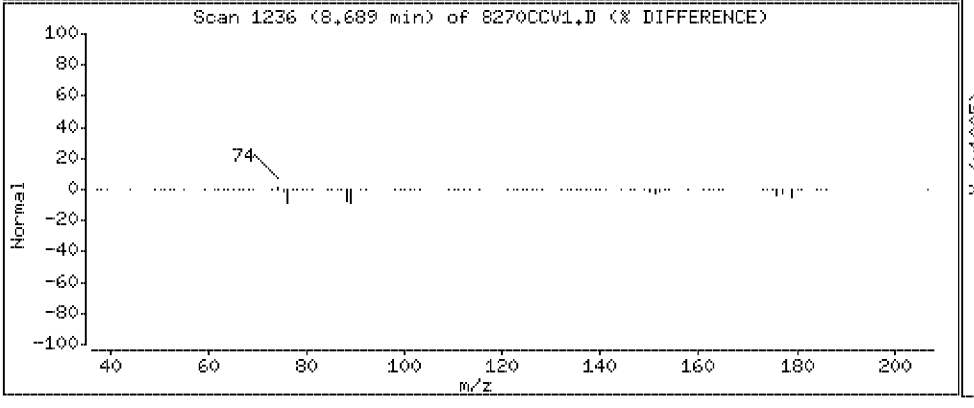

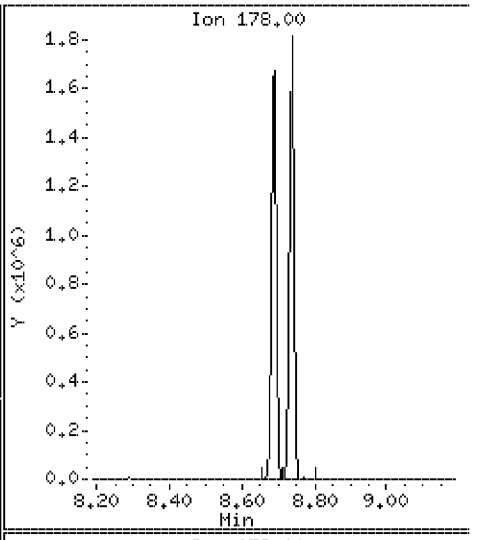

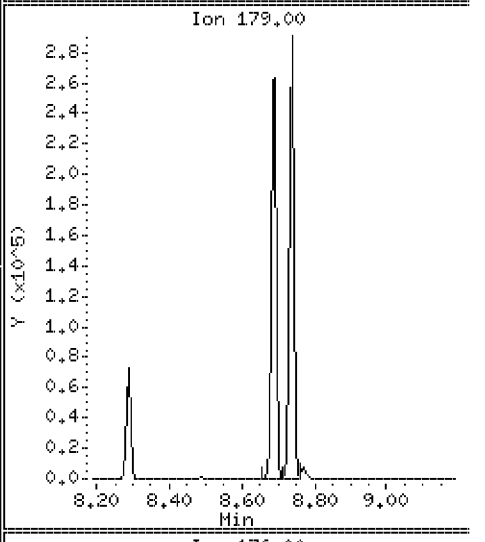

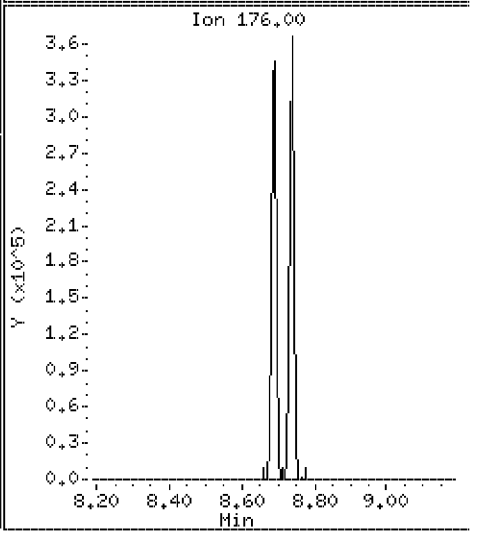

Data File: \\Svecd04\DD\chem\smsd03.i\S3050412.b\8270CCV1.D

Date : 04-MAY-2012 08:13

Client ID: 8270CCV1 Instrument: smsd03.i

Sample Info: 45924

Purge Volume: 1000.0 Operator: PEL

Column phase: HPMS-5 Column diameter: 0.25

103 Anthracene Concentration: 46.3 ug/l

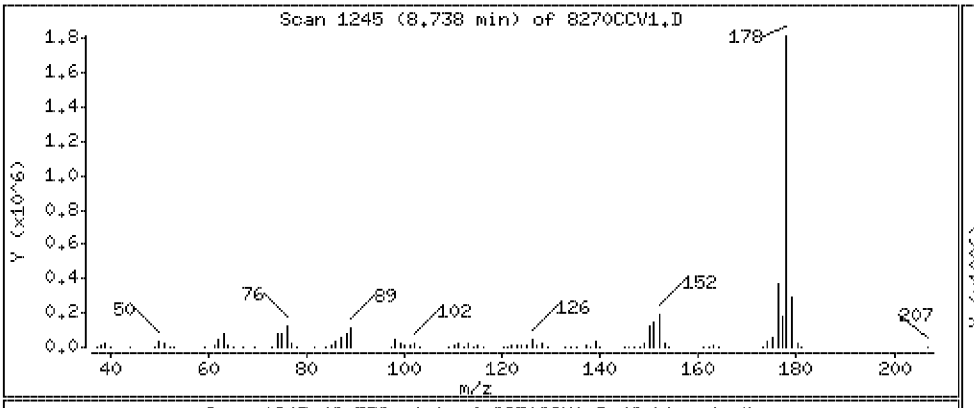

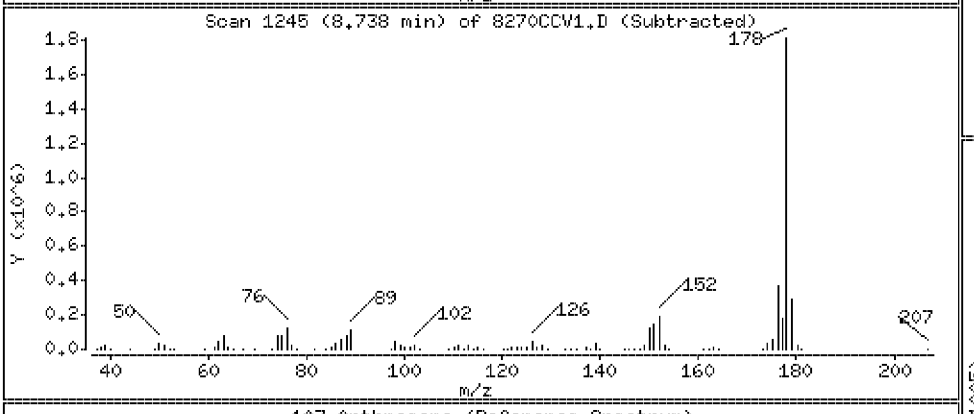

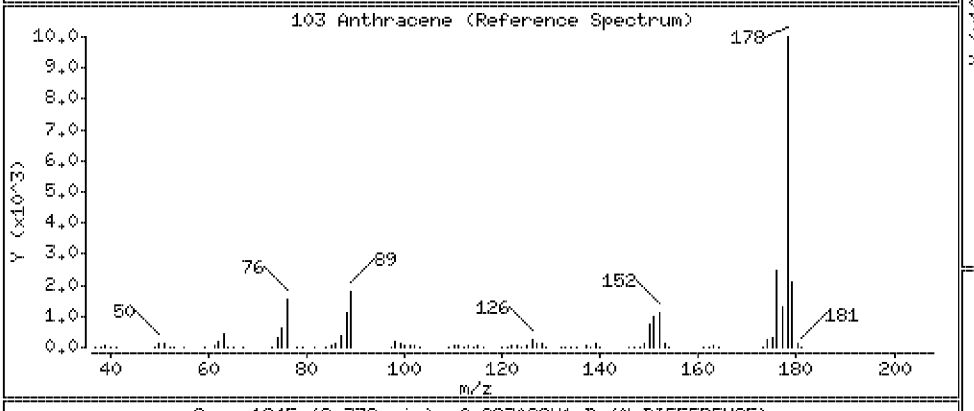

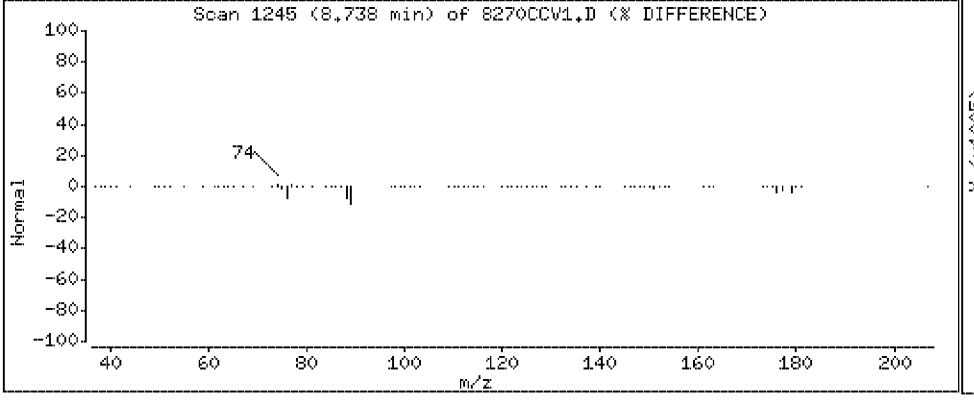

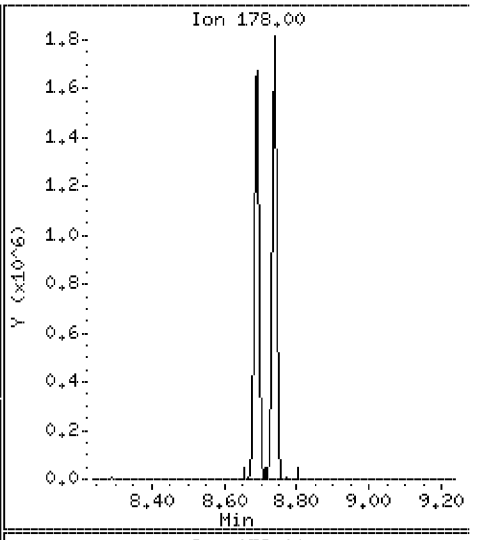

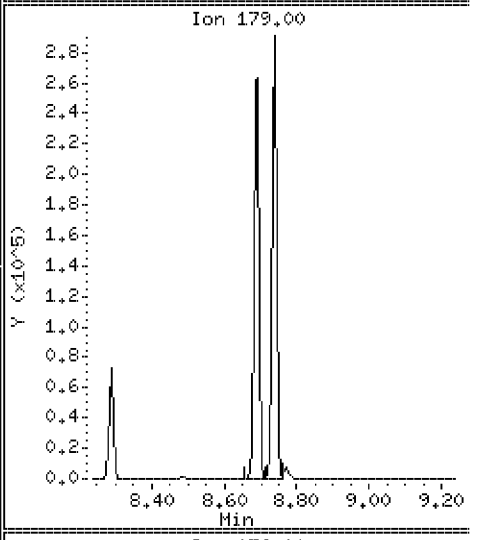

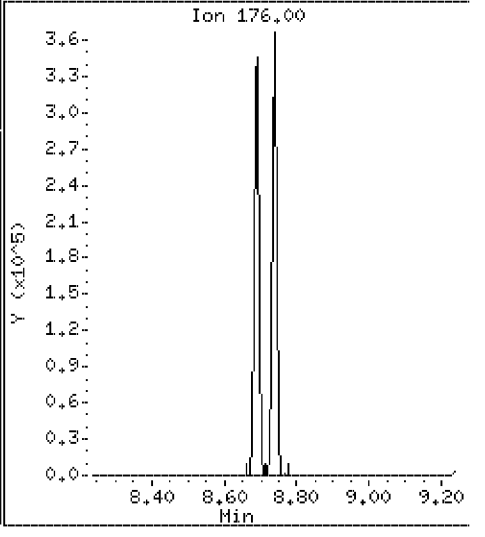

Data File: \\Svecd04\DD\chem\smsd03.i\S3050412.b\8270CCV1.D

Date : 04-MAY-2012 08:13

Client ID: 8270CCV1

Instrument: smsd03.i

Sample Info: 45924

Purge Volume: 1000.0

Operator: PEL

Column phase: HPMS-5

Column diameter: 0.25

104 Carbazole

Concentration: 45.4 ug/l

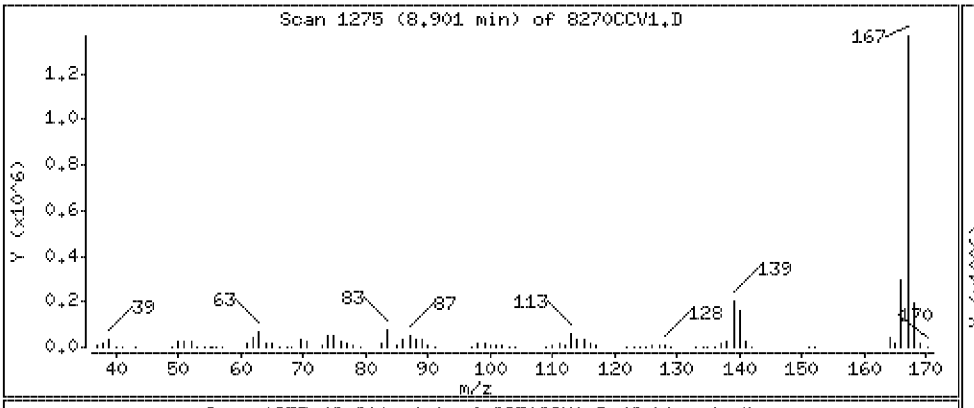

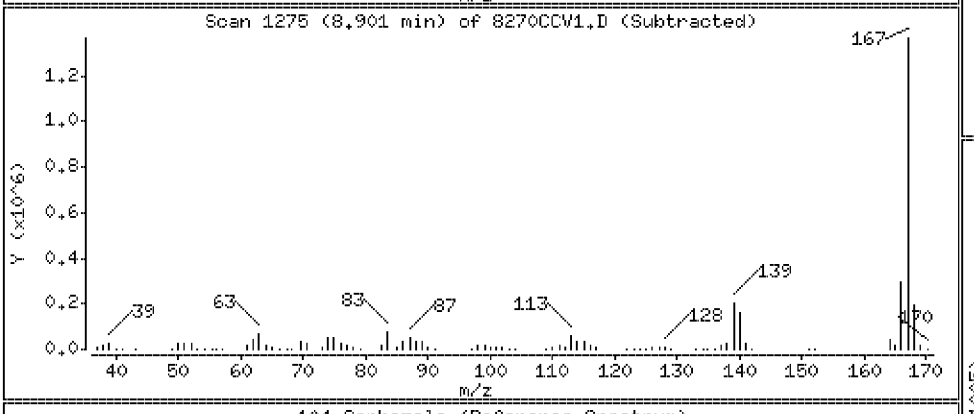

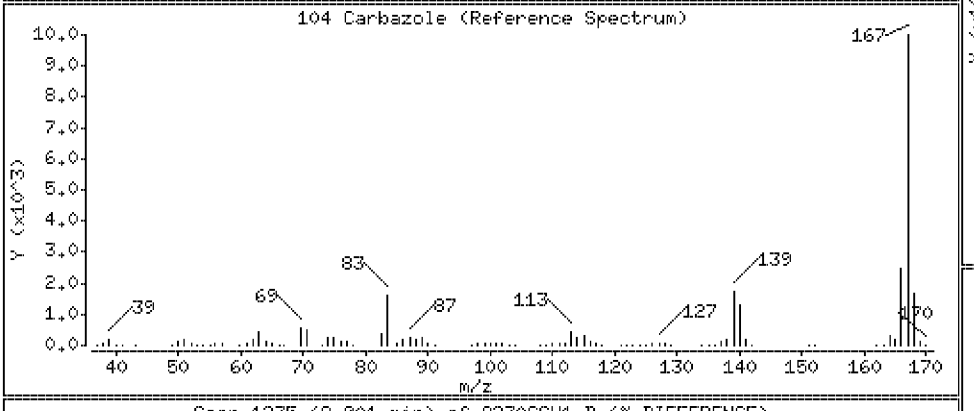

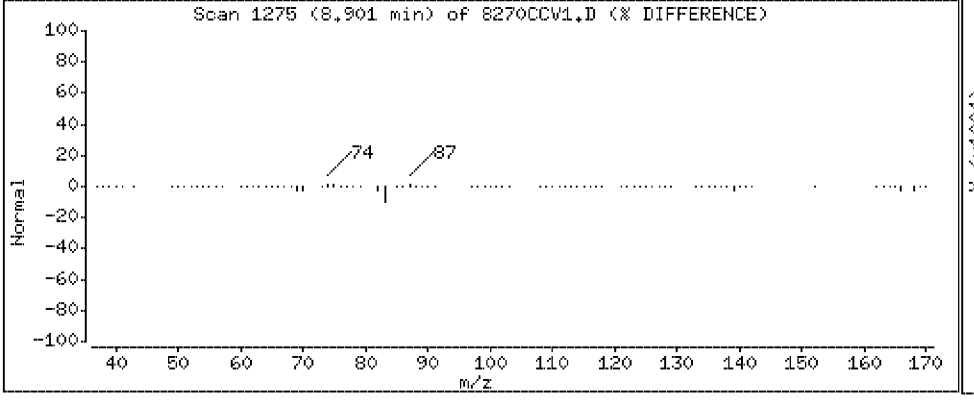

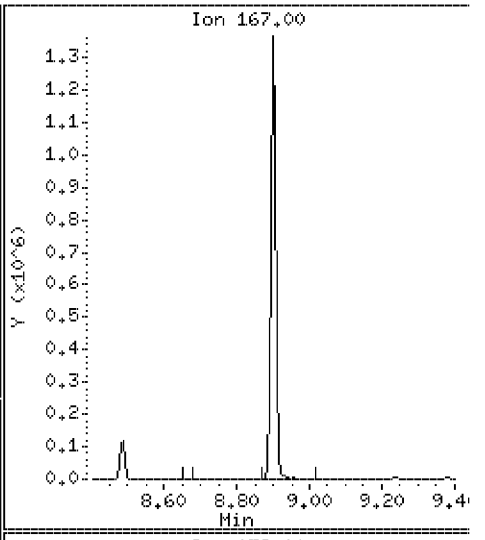

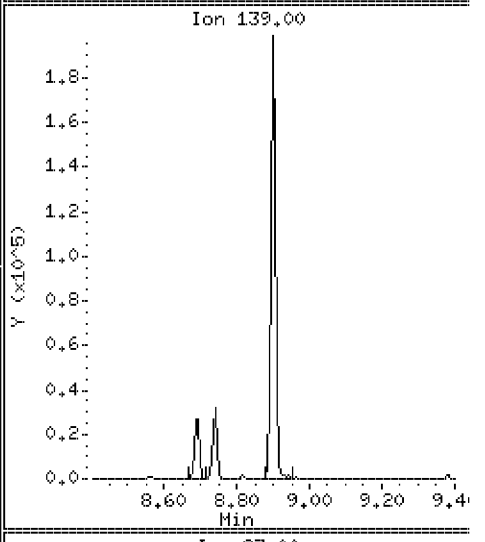

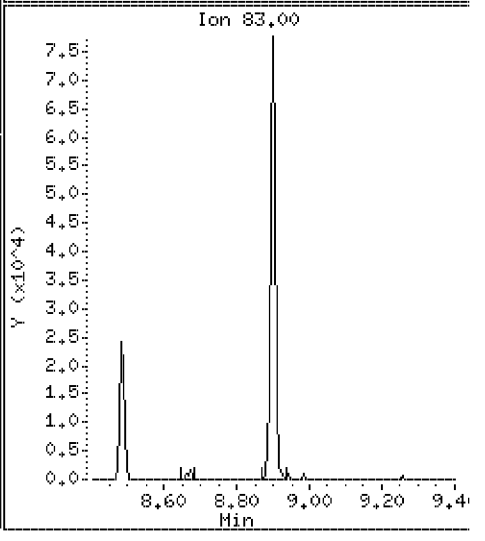

Data File: \\Svecd04\DD\chem\smsd03.i\S3050412.b\8270CCV1.D

Date : 04-MAY-2012 08:13

Client ID: 8270CCV1 Instrument: smsd03.i

Sample Info: 45924

Purge Volume: 1000.0 Operator: PEL

Column phase: HPMS-5 Column diameter: 0.25

105 Di-n-butylphthalate Concentration: 47.4 ug/l

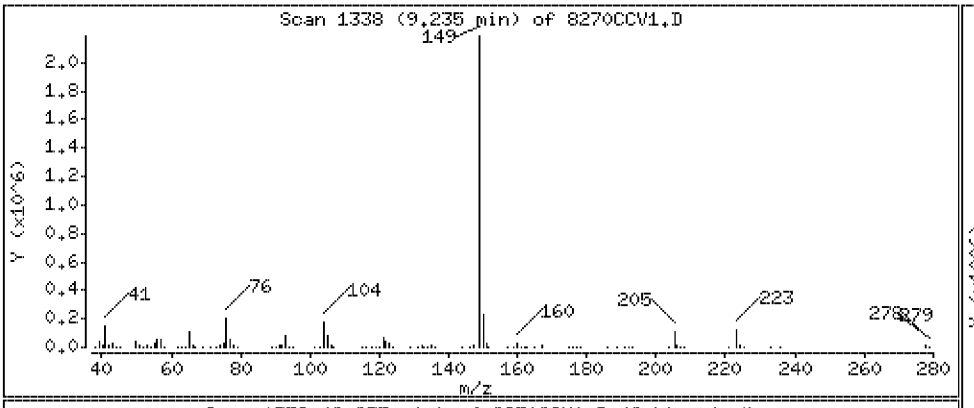

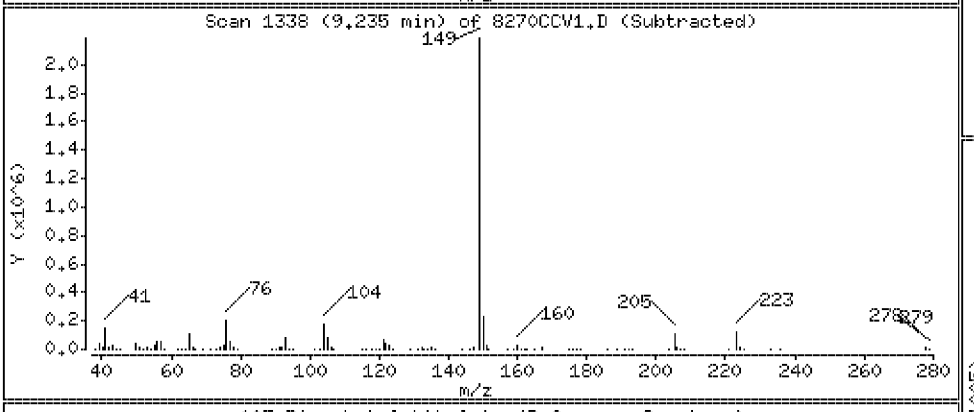

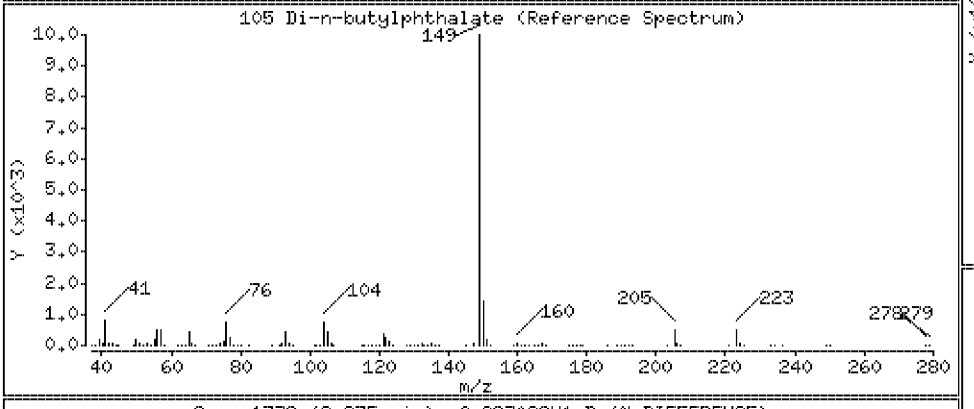

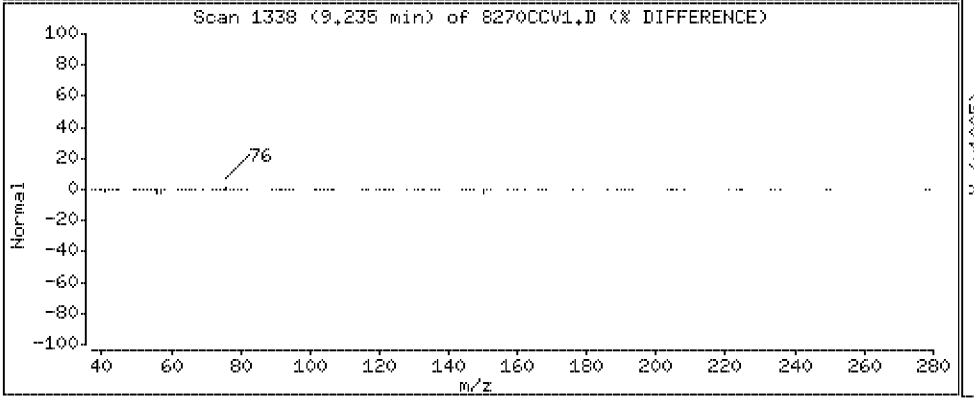

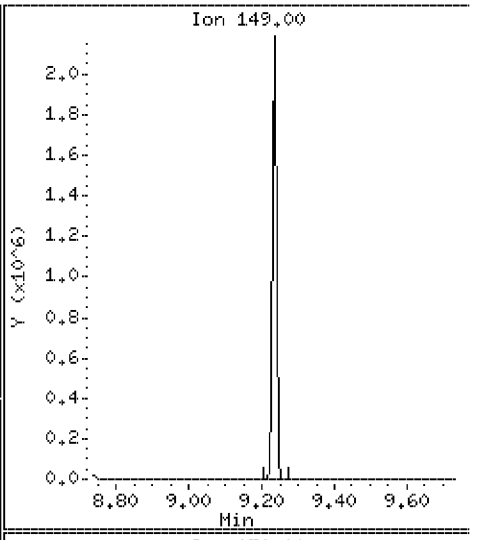

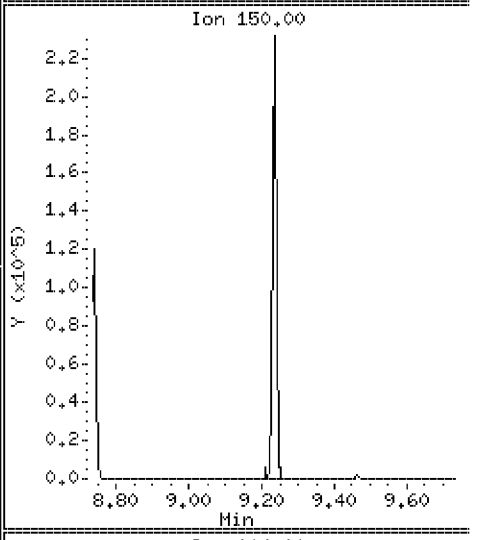

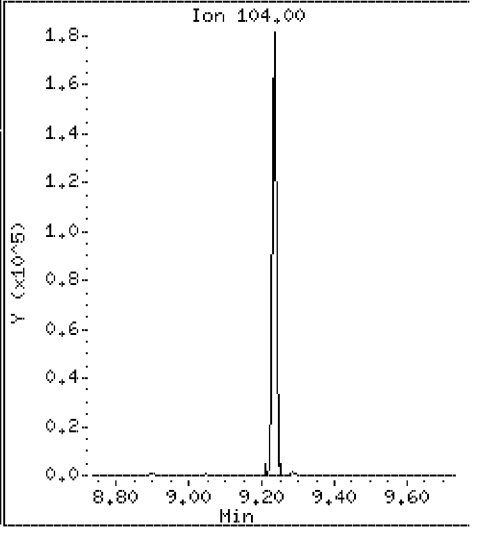

Data File: \\Svecd04\DD\chem\smsd03.i\S3050412.b\8270CCV1.D

Date : 04-MAY-2012 08:13

Client ID: 8270CCV1

Instrument: smsd03.i

Sample Info: 45924

Purge Volume: 1000.0

Operator: PEL

Column phase: HPMS-5

Column diameter: 0.25

109 Fluoranthene

Concentration: 47.1 ug/l

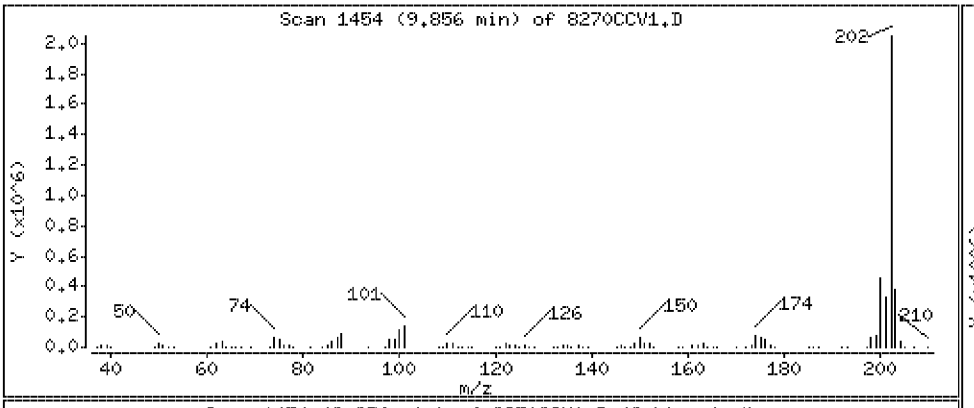

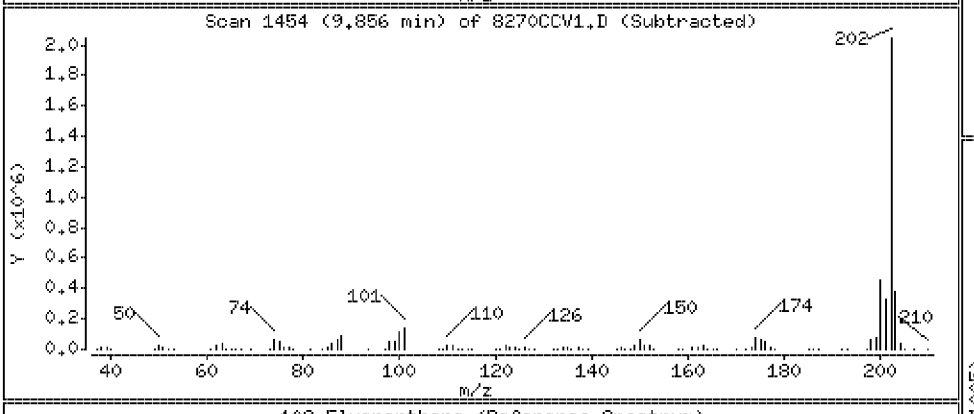

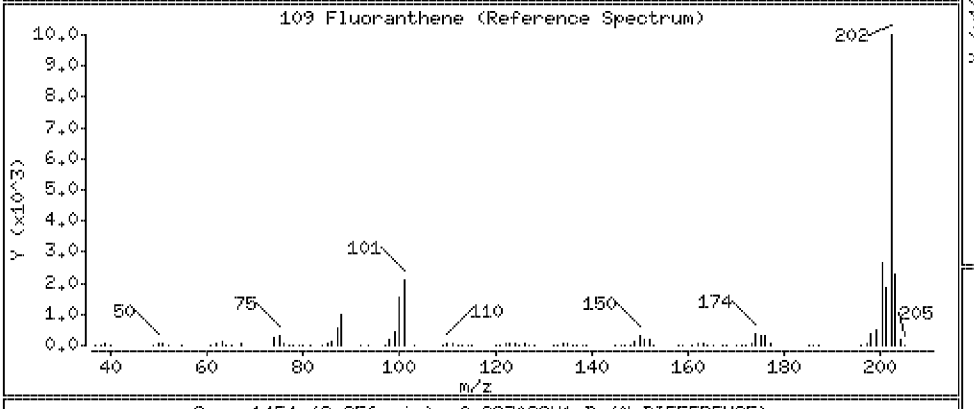

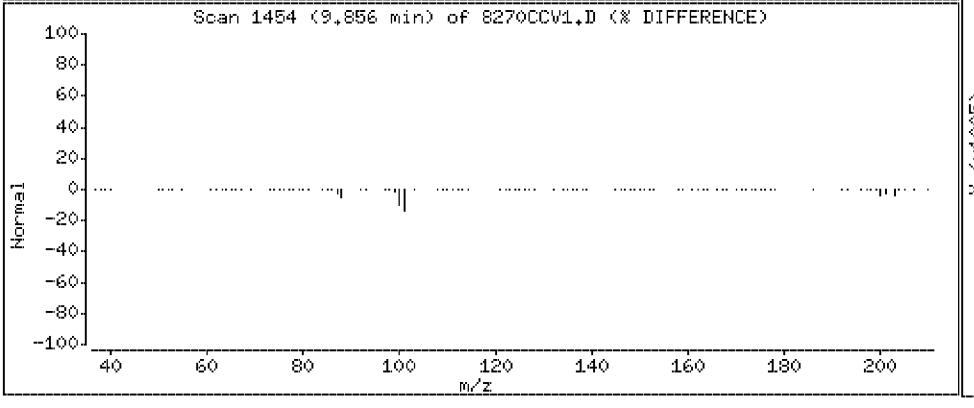

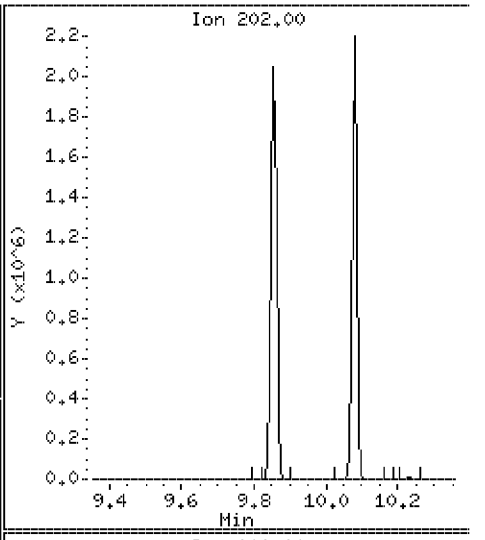

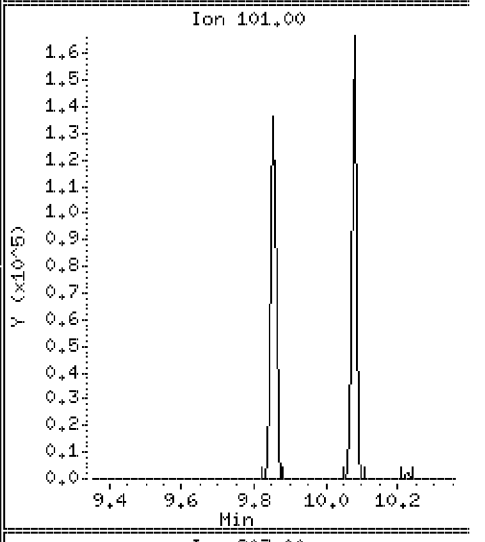

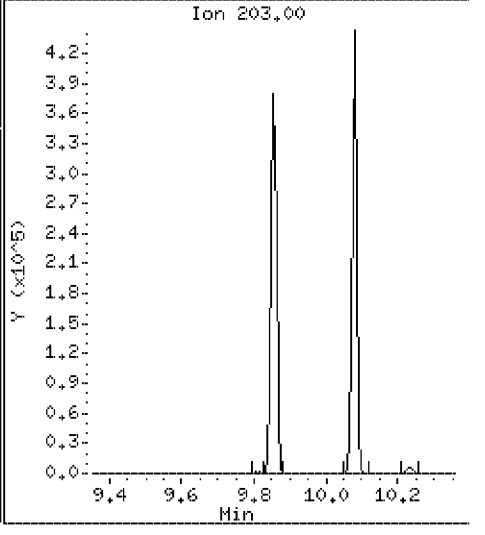

Data File: \\Svecd04\DD\chem\smsd03.i\S3050412.b\8270CCV1.D

Date : 04-MAY-2012 08:13

Client ID: 8270CCV1 Instrument: smsd03.i

Sample Info: 45924

Purge Volume: 1000.0 Operator: PEL

Column phase: HPMS-5 Column diameter: 0.25

111 Pyrene Concentration: 43.4 ug/l

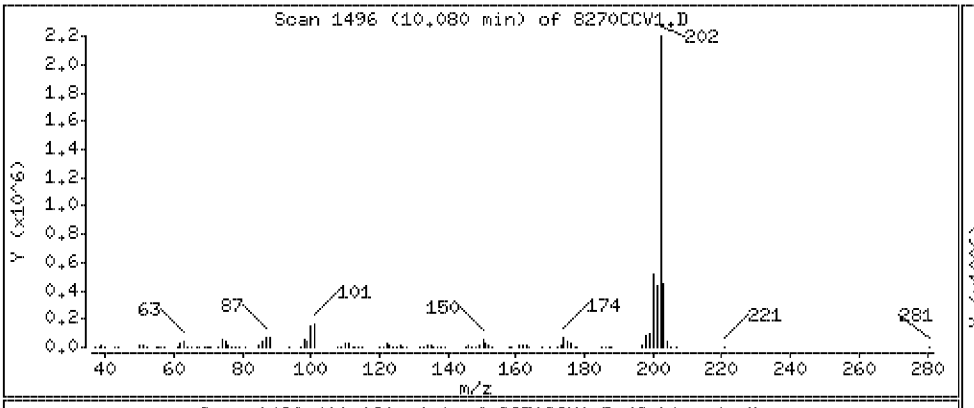

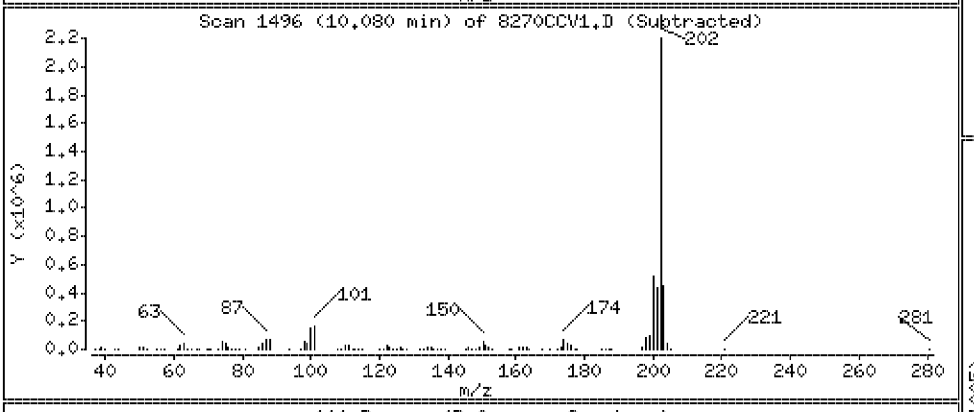

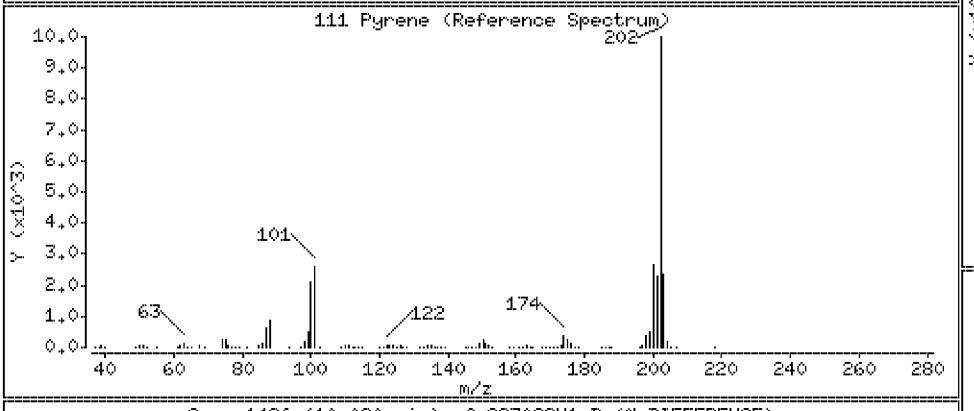

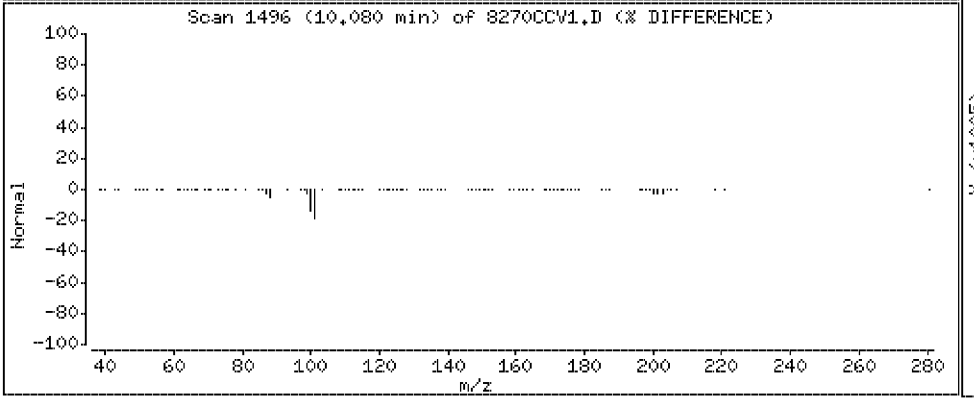

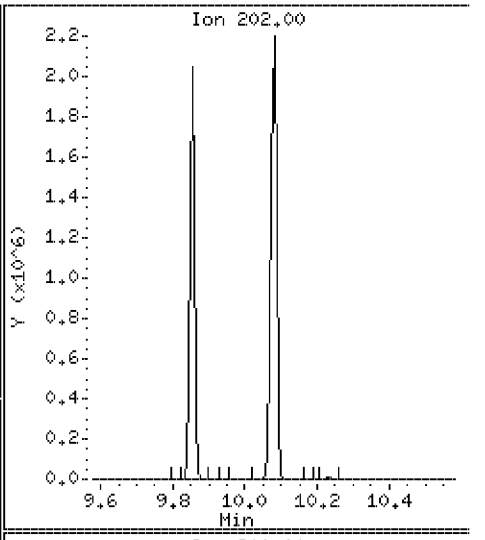

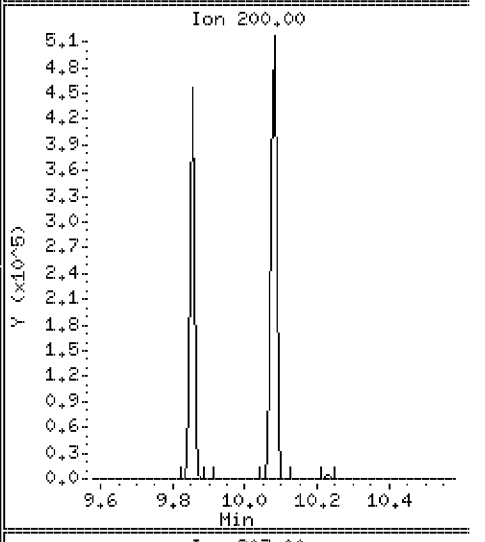

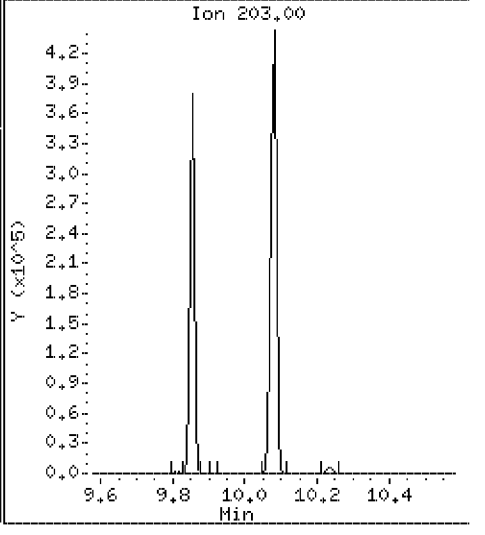

Data File: \\Svecd04\DD\chem\smsd03.i\S3050412.b\8270CCV1.D

Date : 04-MAY-2012 08:13

Client ID: 8270CCV1

Instrument: smsd03.i

Sample Info: 45924

Purge Volume: 1000.0

Operator: PEL

Column phase: HPMS-5

Column diameter: 0.25

118 Butylbenzylphthalate

Concentration: 43.6 ug/l

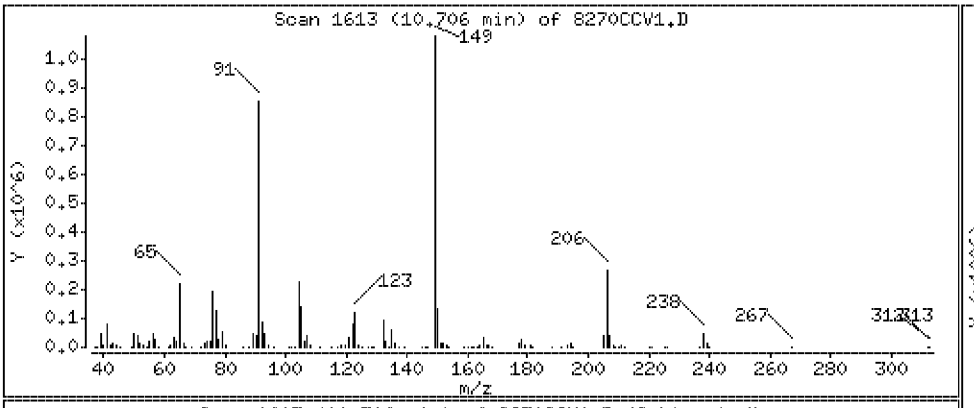

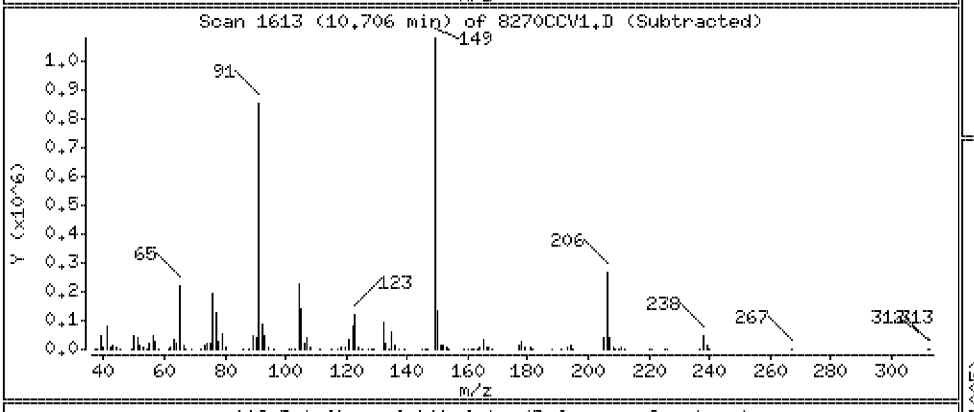

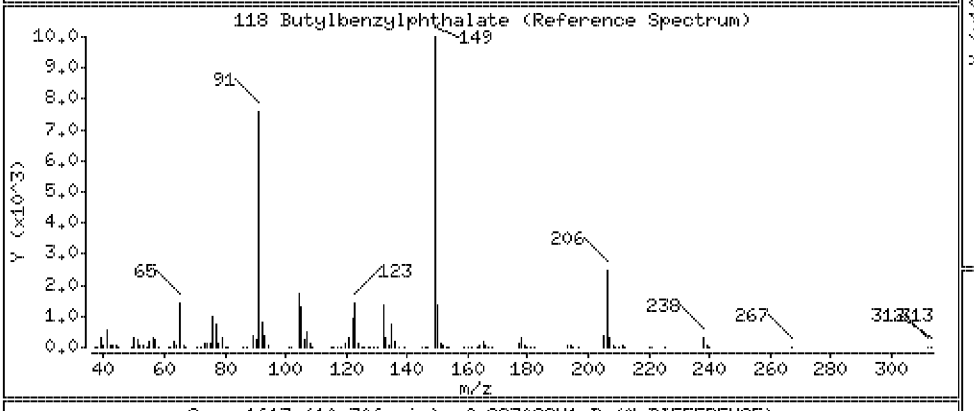

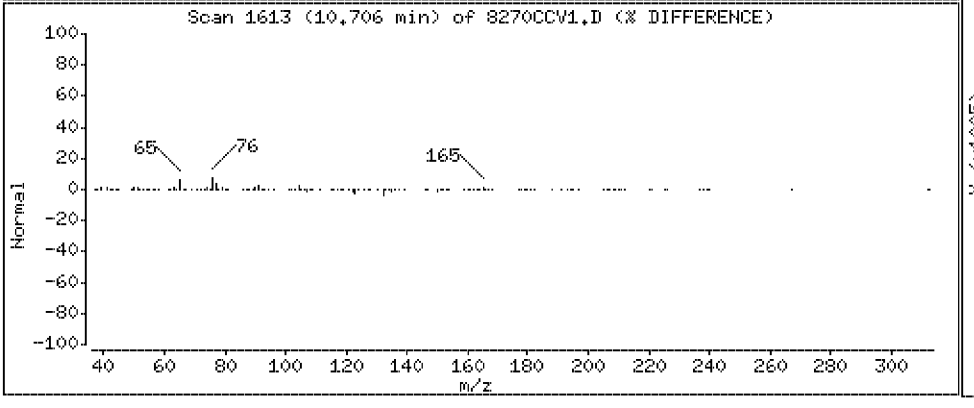

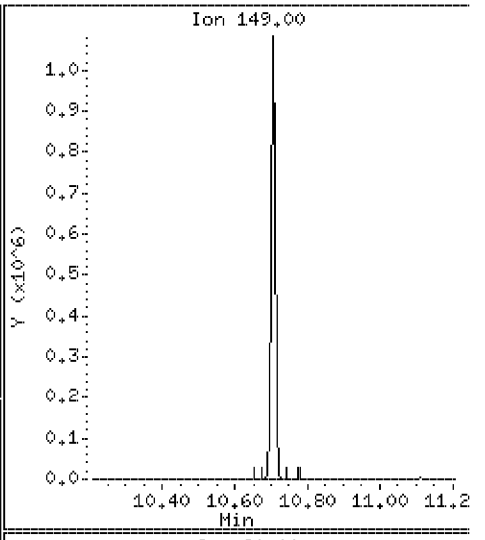

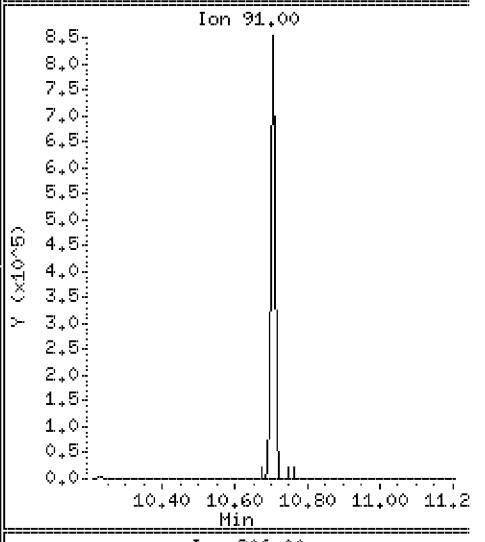

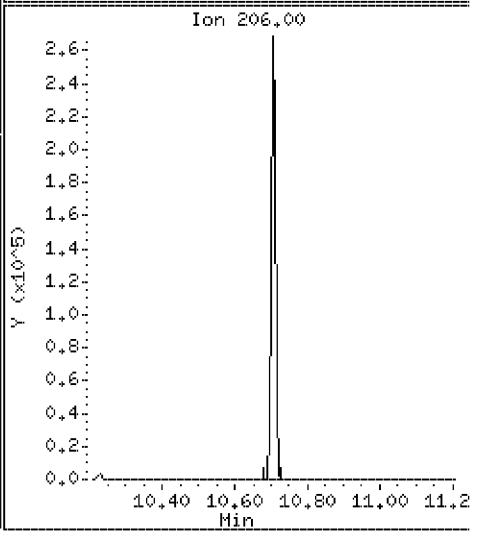

Data File: \\Svecd04\DD\chem\smsd03.i\S3050412.b\8270CCV1.D

Date : 04-MAY-2012 08:13

Client ID: 8270CCV1 Instrument: smsd03.i

Sample Info: 45924

Purge Volume: 1000.0 Operator: PEL

Column phase: HPMS-5 Column diameter: 0.25

120 Benzo[a]anthracene Concentration: 43.5 ug/l

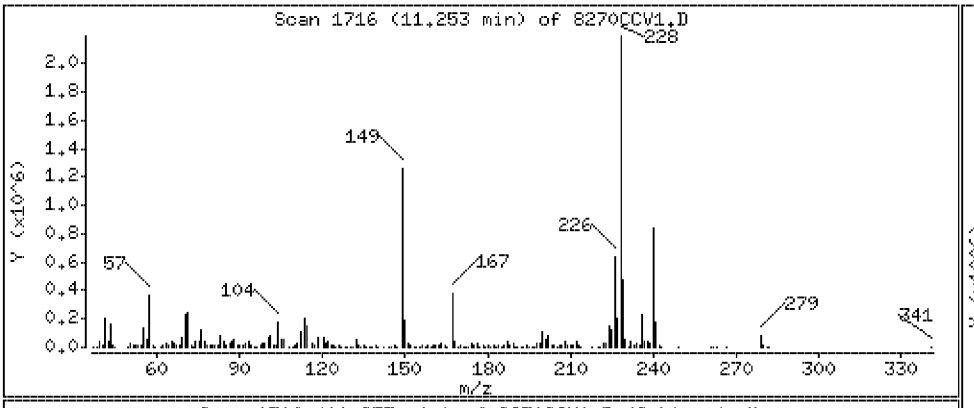

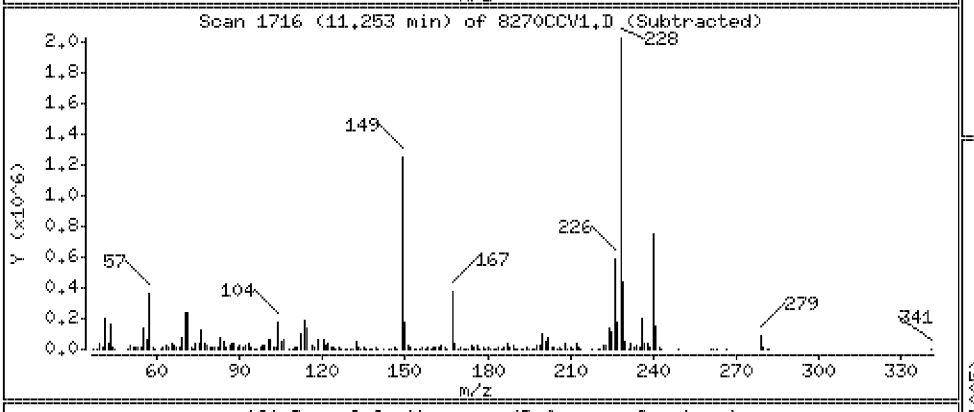

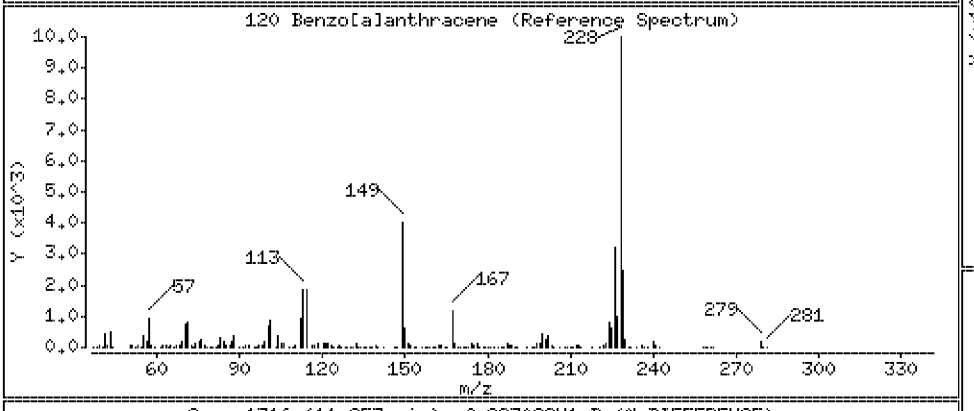

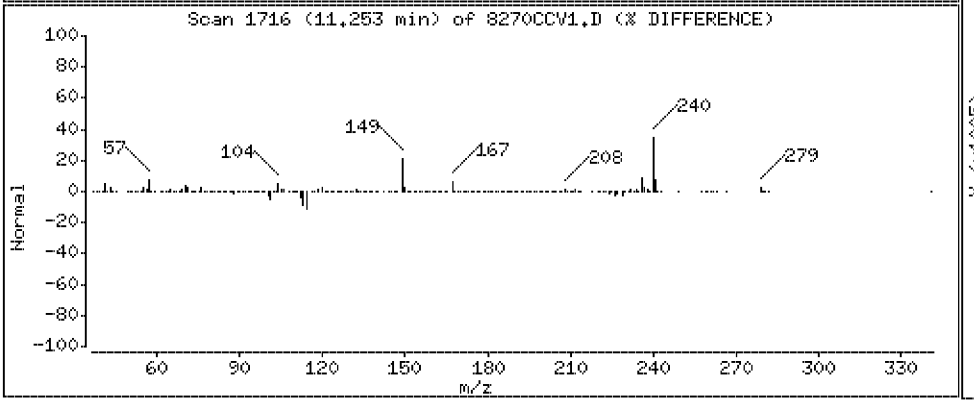

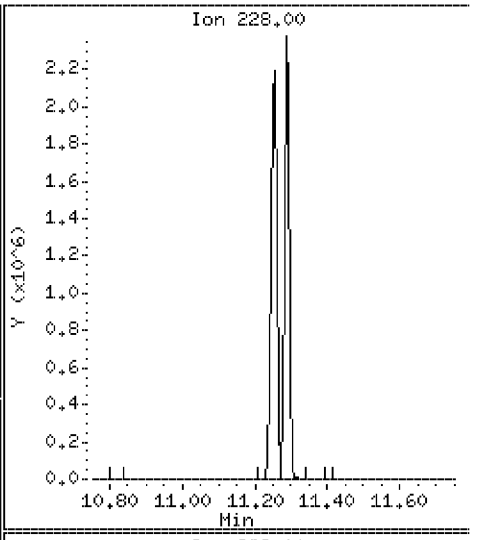

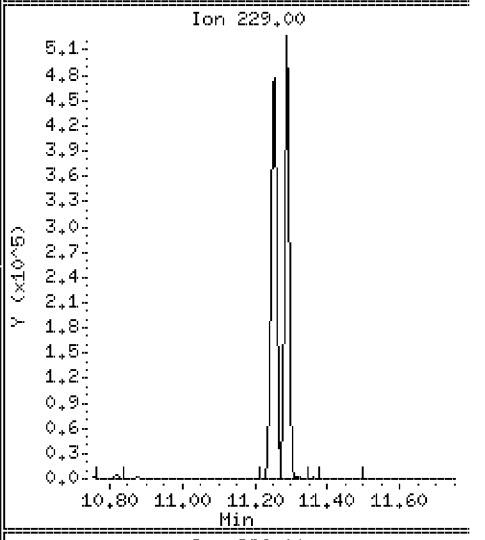

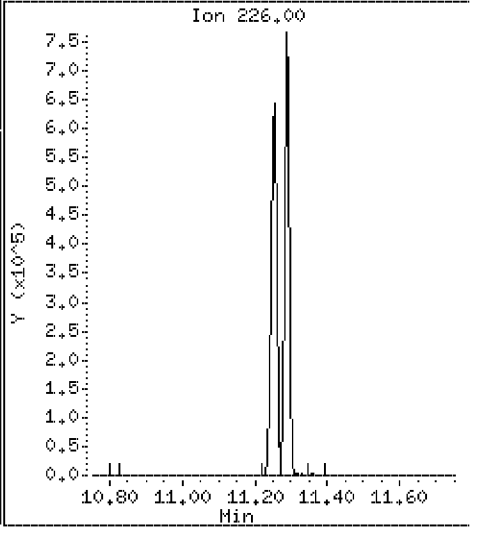

Data File: \\Svecd04\DD\chem\smsd03.i\S3050412.b\8270CCV1.D

Date : 04-MAY-2012 08:13

Client ID: 8270CCV1 Instrument: smsd03.i

Sample Info: 45924

Purge Volume: 1000.0 Operator: PEL

Column phase: HPMS-5 Column diameter: 0.25

123 Chrysene Concentration: 42.8 ug/l

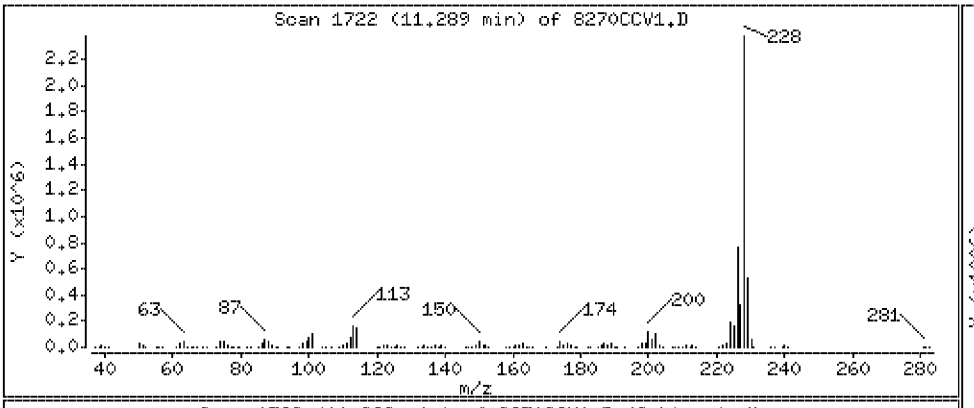

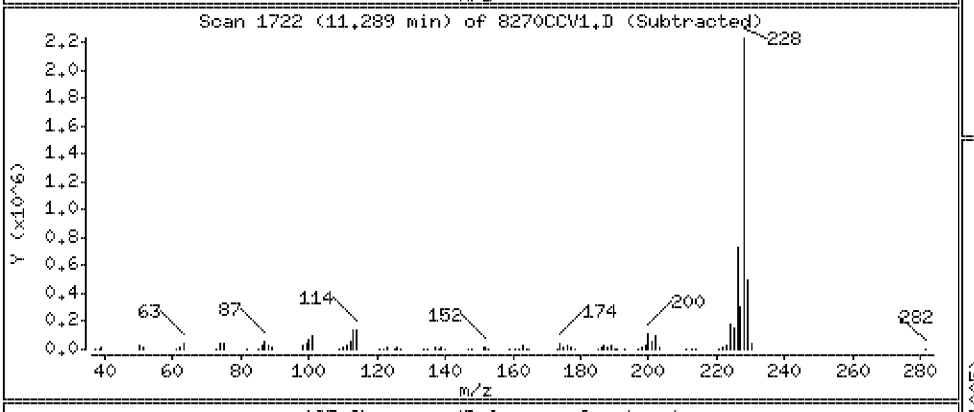

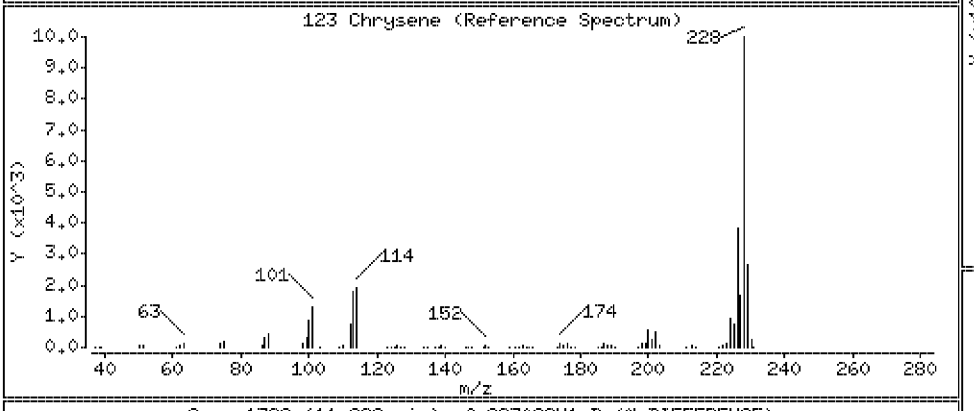

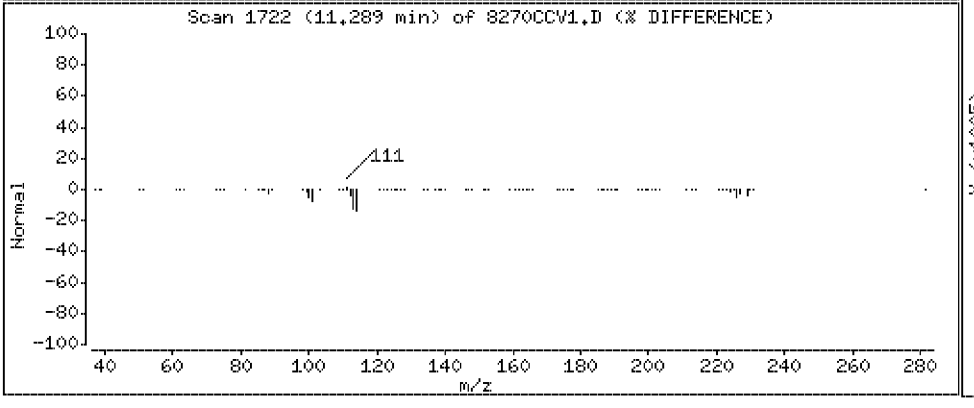

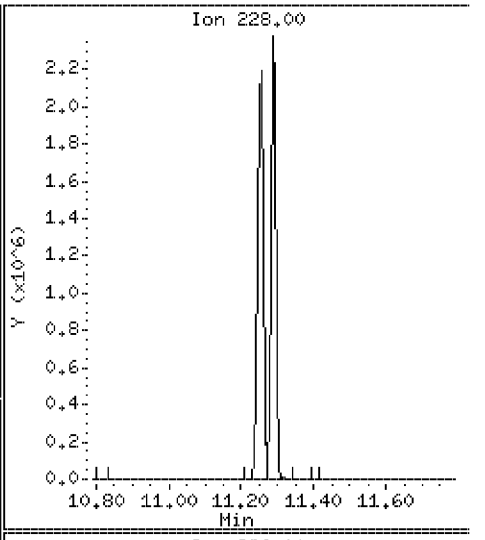

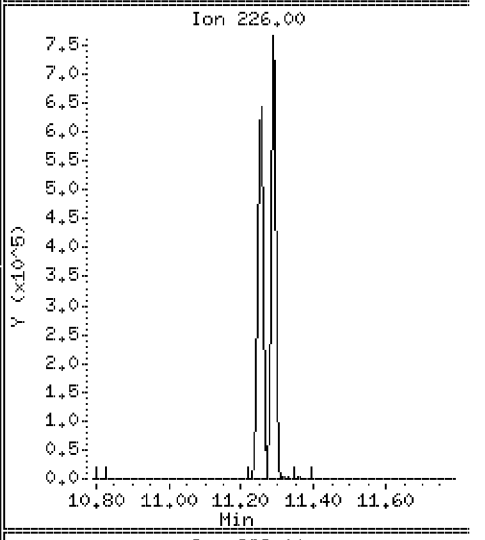

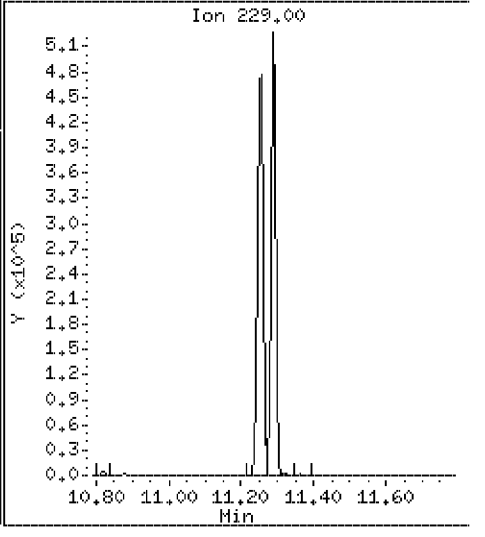

Data File: \\Svecd04\DD\chem\smsd03.i\S3050412.b\8270CCV1.D

Date : 04-MAY-2012 08:13

Client ID: 8270CCV1 Instrument: smsd03.i

Sample Info: 45924

Purge Volume: 1000.0 Operator: PEL

Column phase: HPMS-5 Column diameter: 0.25

124 Bis-2-Ethylhexylphthalate Concentration: 47.4 ug/l

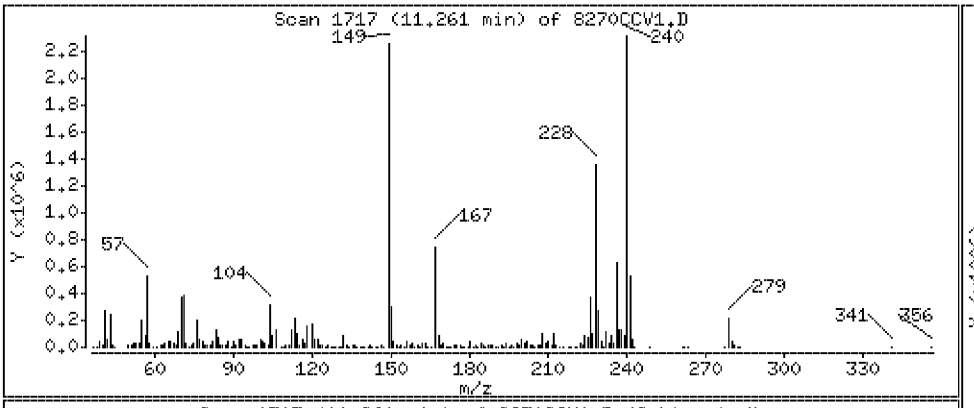

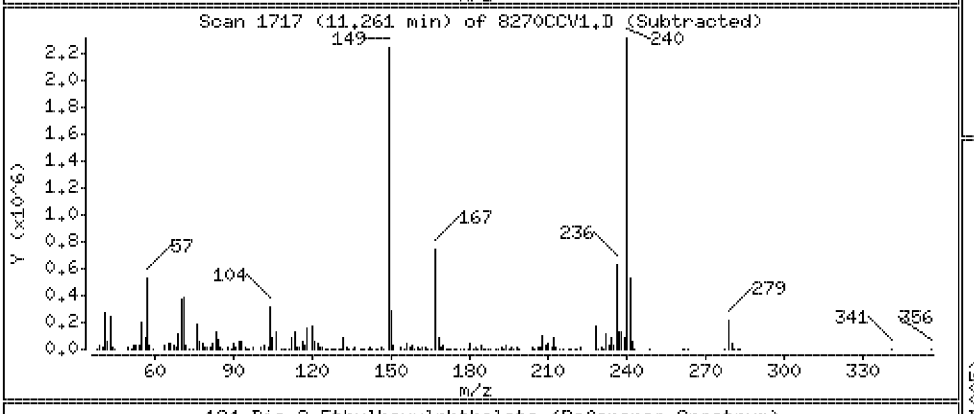

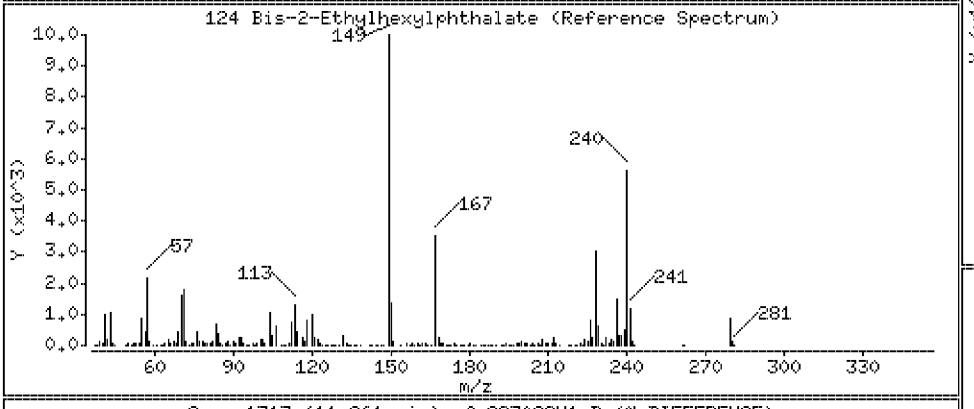

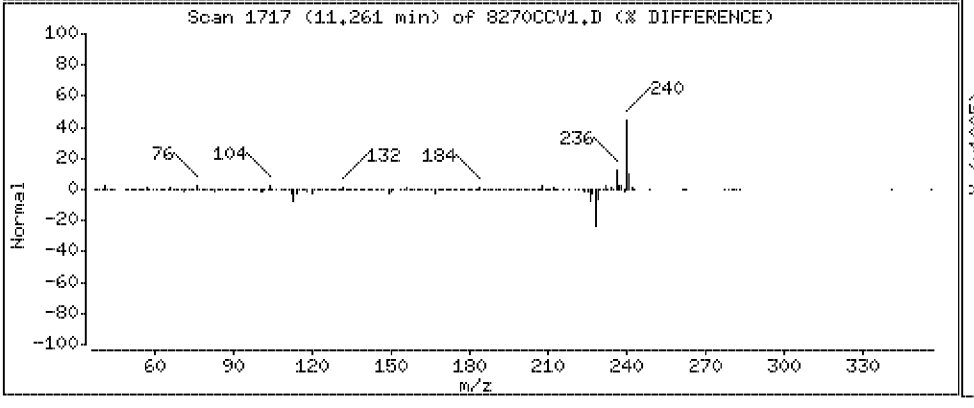

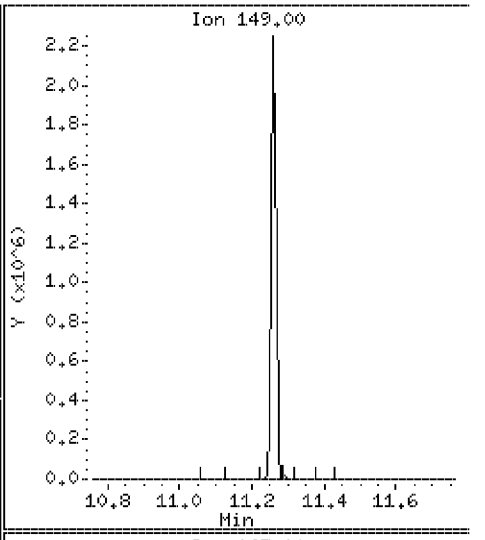

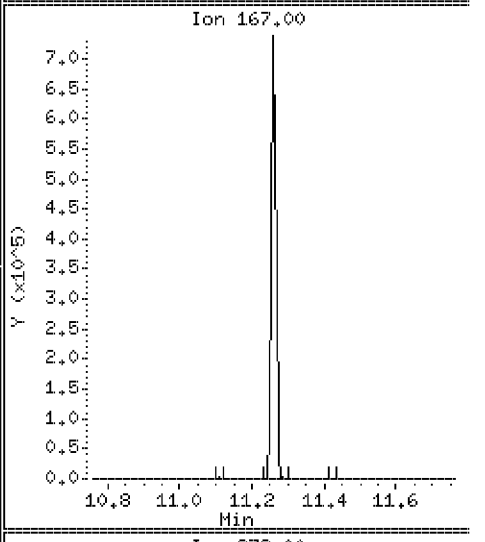

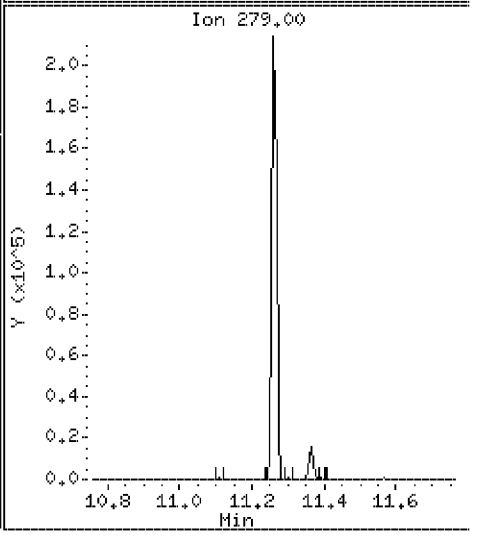

Data File: \\Svecd04\DD\chem\smsd03.i\S3050412.b\8270CCV1.D

Date : 04-MAY-2012 08:13

Client ID: 8270CCV1 Instrument: smsd03.i

Sample Info: 45924

Purge Volume: 1000.0 Operator: PEL

Column phase: HPMS-5 Column diameter: 0.25

125 Di-n-octylphthalate Concentration: 48.7 ug/l

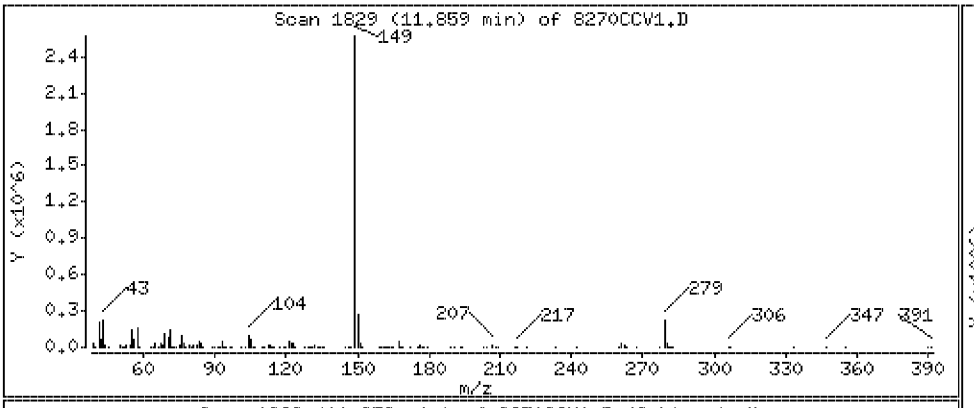

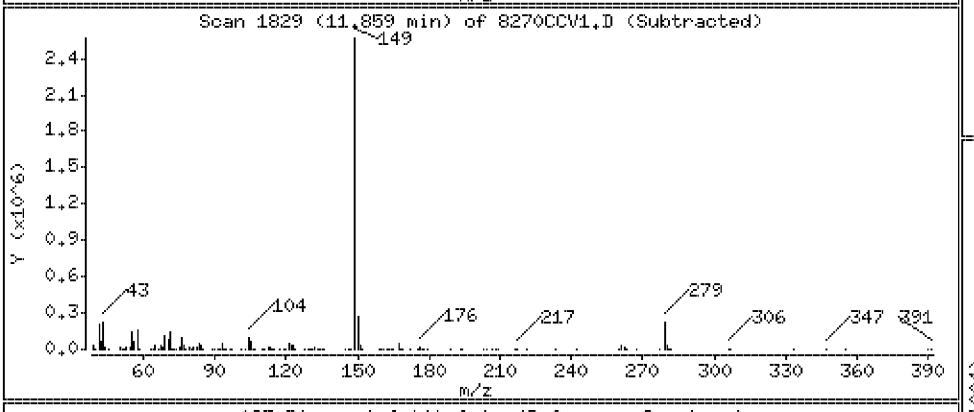

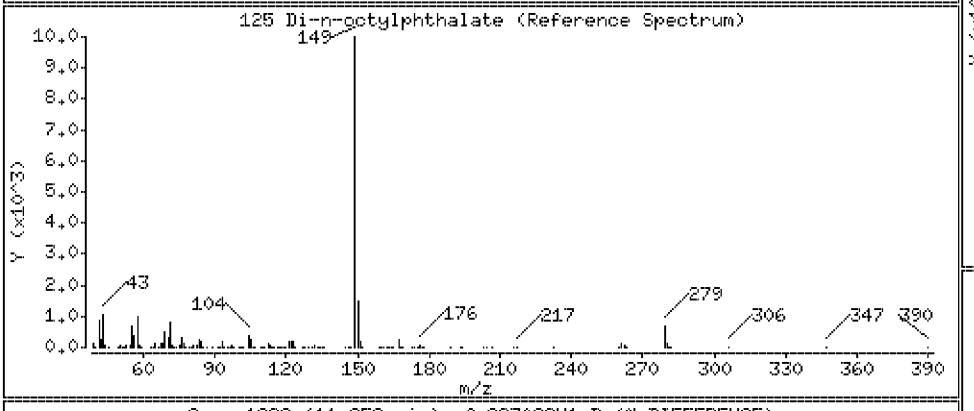

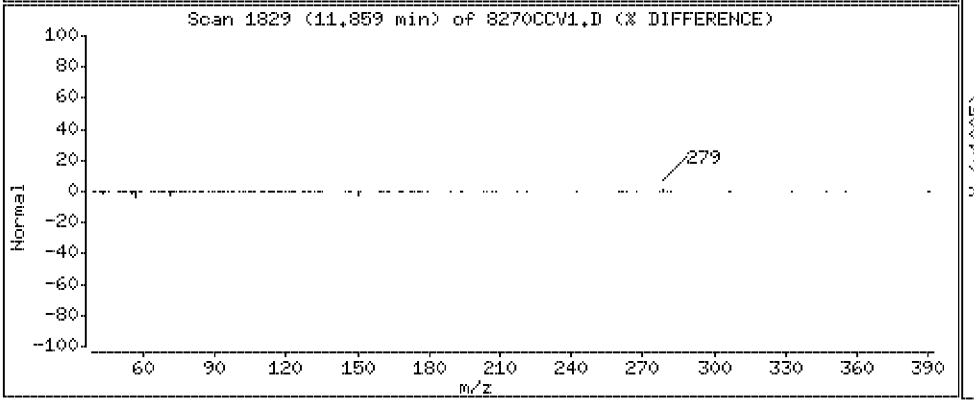

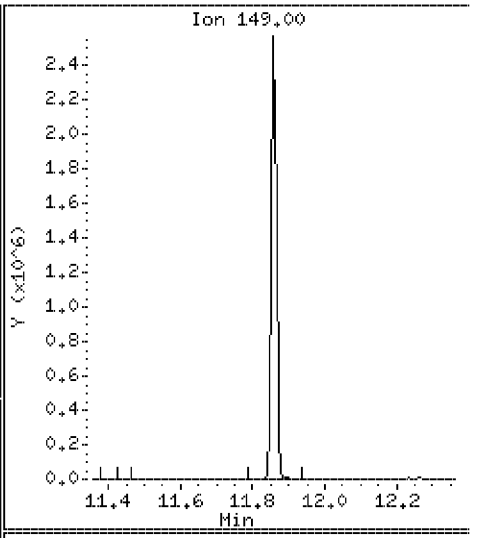

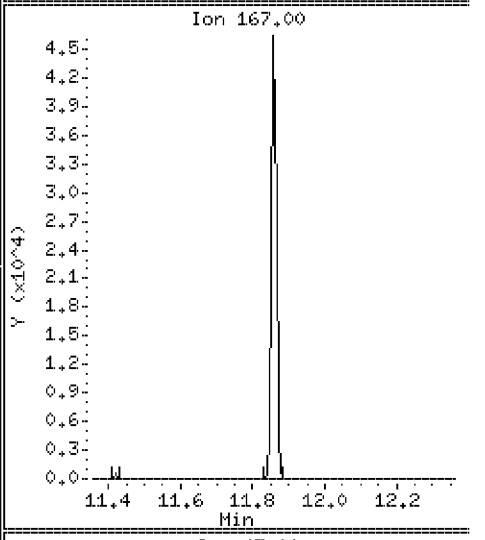

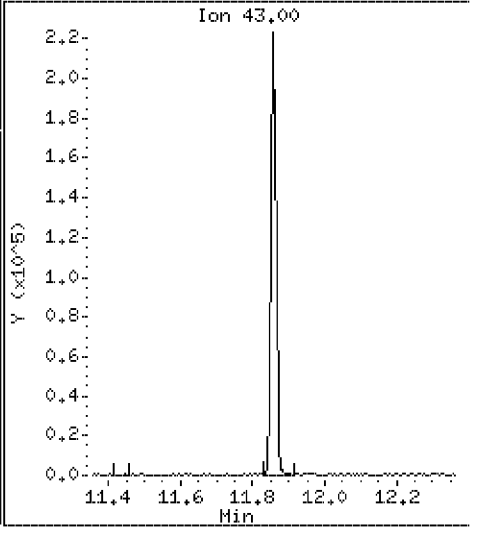

Data File: \\Svecd04\DD\chem\smsd03.i\S3050412.b\8270CCV1.D

Date : 04-MAY-2012 08:13

Client ID: 8270CCV1

Instrument: smsd03.i

Sample Info: 45924

Purge Volume: 1000.0

Operator: PEL

Column phase: HPMS-5

Column diameter: 0.25

127 Benzo[b]fluoranthene

Concentration: 49.2 ug/l

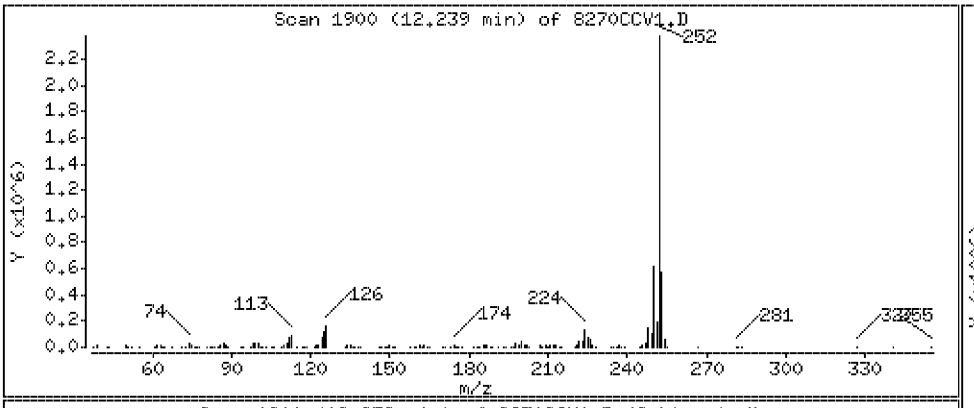

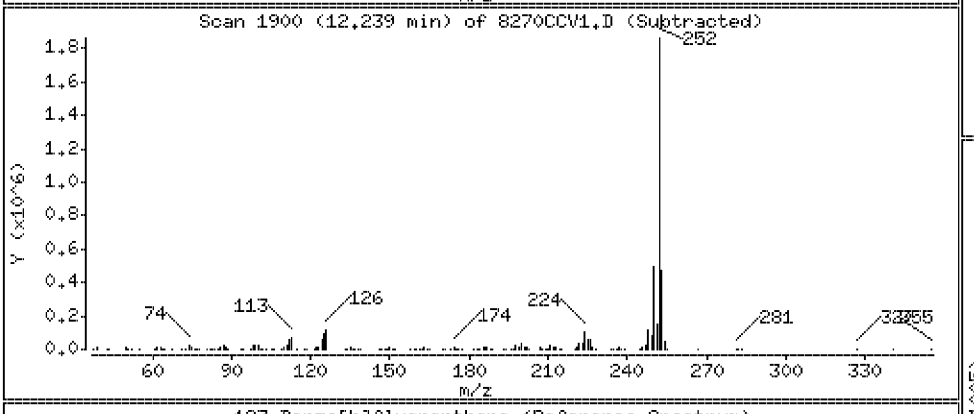

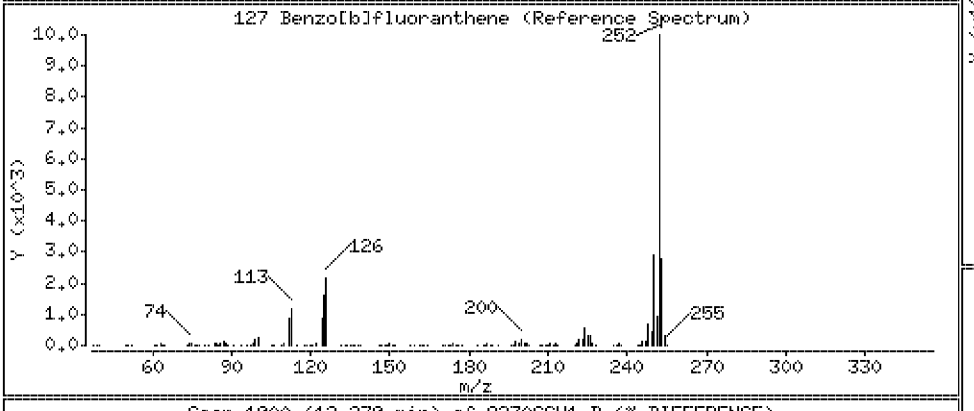

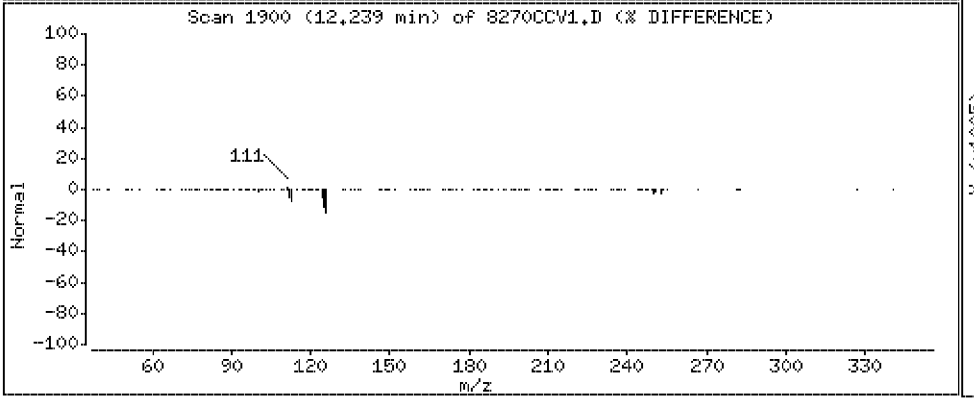

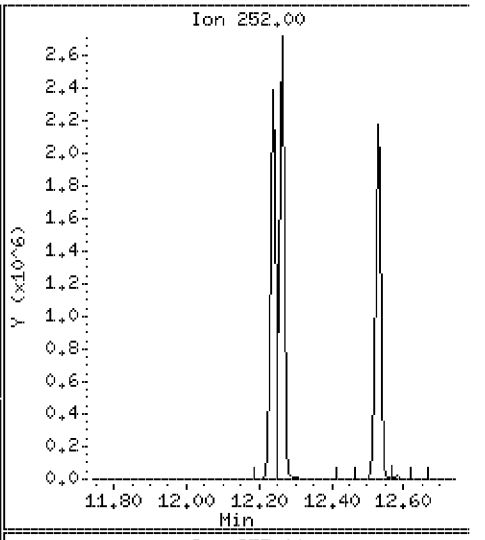

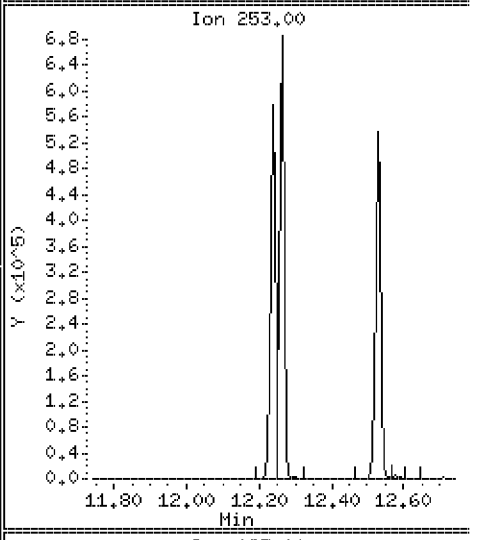

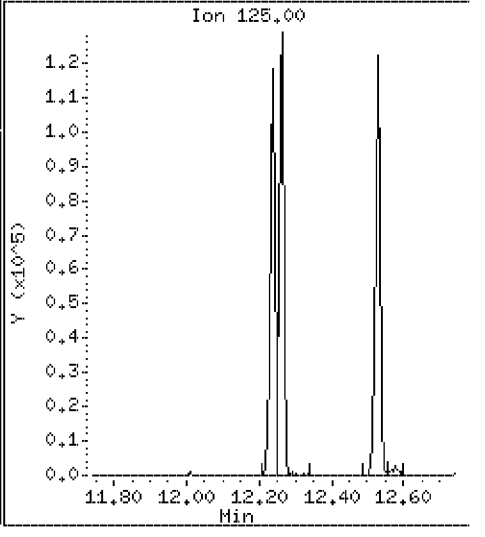

Data File: \\Svecd04\DD\chem\smsd03.i\S3050412.b\8270CCV1.D

Date : 04-MAY-2012 08:13

Client ID: 8270CCV1 Instrument: smsd03.i

Sample Info: 45924

Purge Volume: 1000.0 Operator: PEL

Column phase: HPMS-5 Column diameter: 0.25

128 Benzo[k]fluoranthene Concentration: 46.7 ug/l

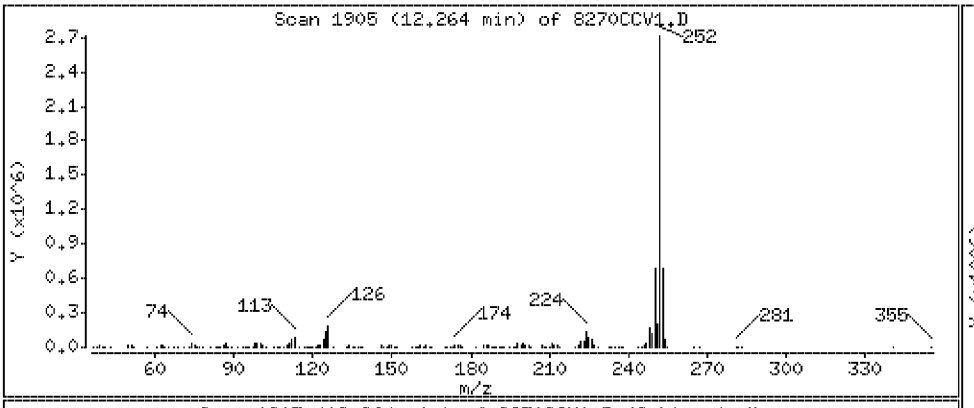

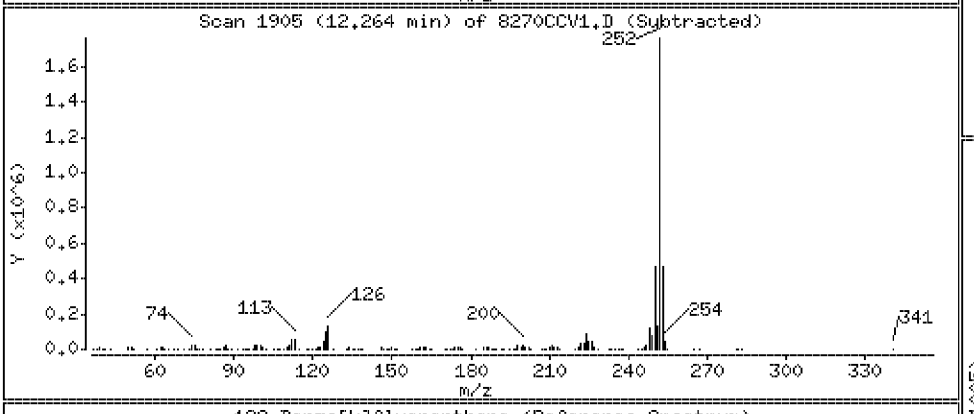

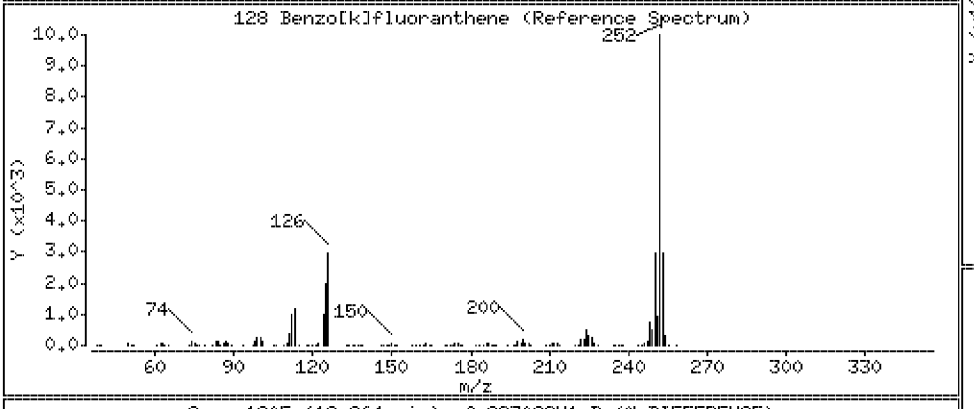

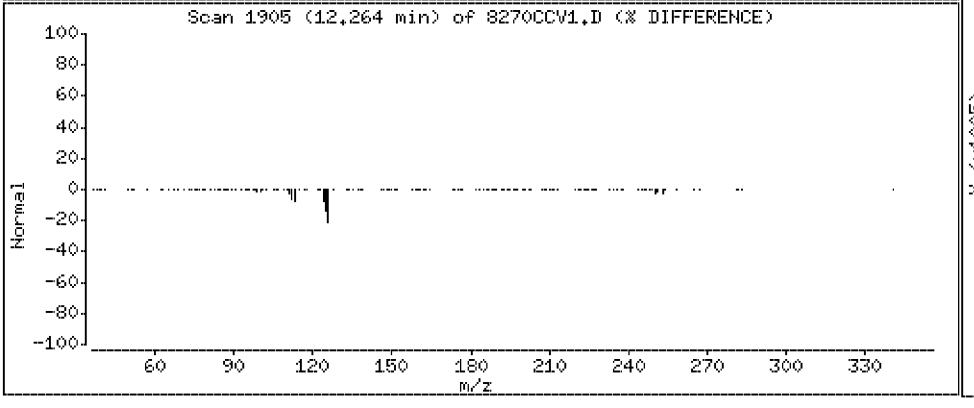

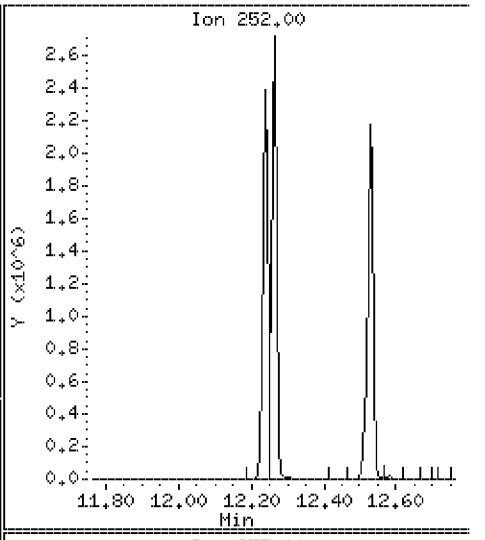

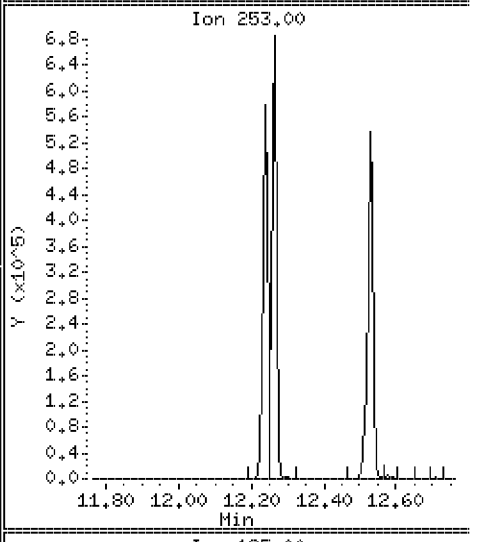

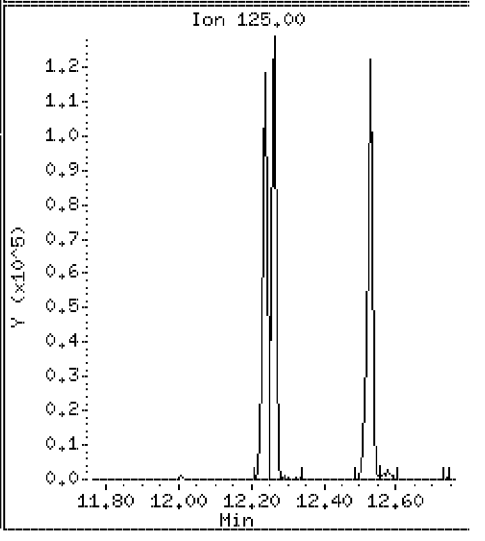

Data File: \\Svecd04\DD\chem\smsd03.i\S3050412.b\8270CCV1.D

Date : 04-MAY-2012 08:13

Client ID: 8270CCV1

Instrument: smsd03.i

Sample Info: 45924

Purge Volume: 1000.0

Operator: PEL

Column phase: HPMS-5

Column diameter: 0.25

129 Benzo[a]pyrene

Concentration: 46.9 ug/l

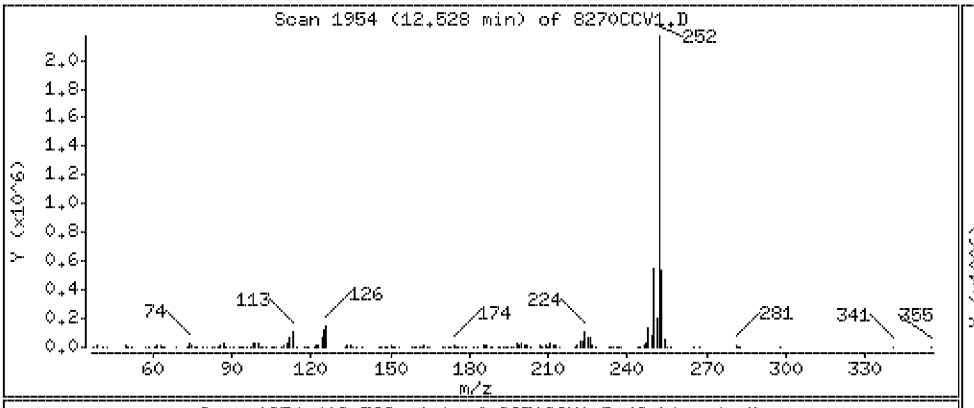

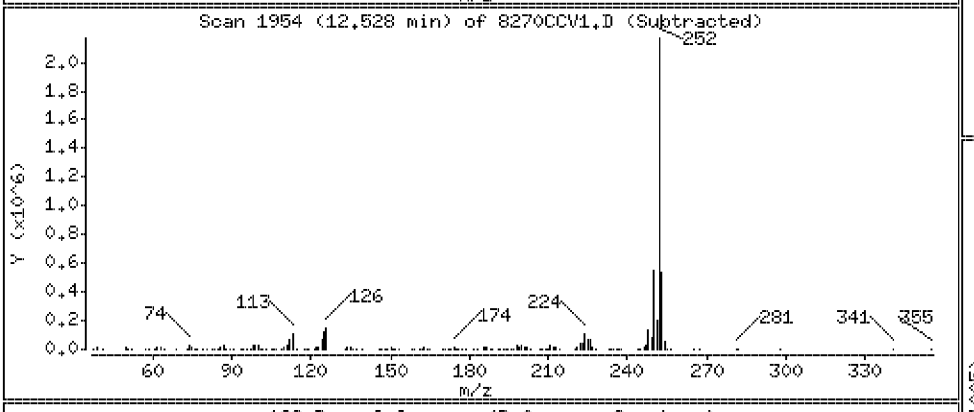

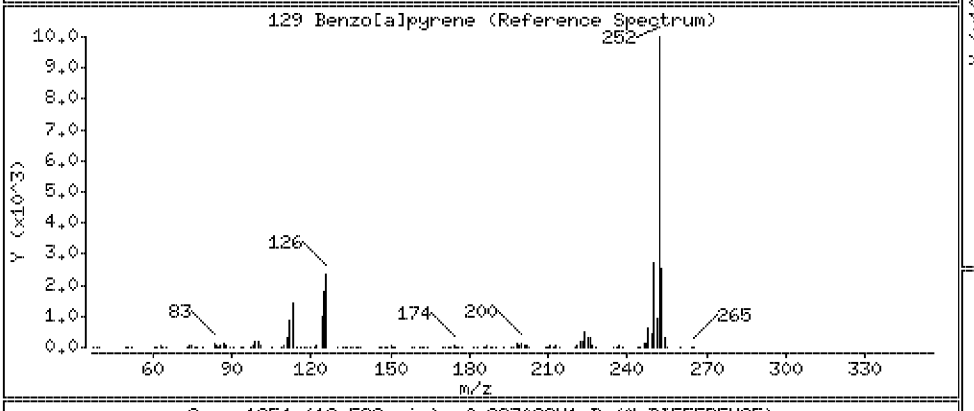

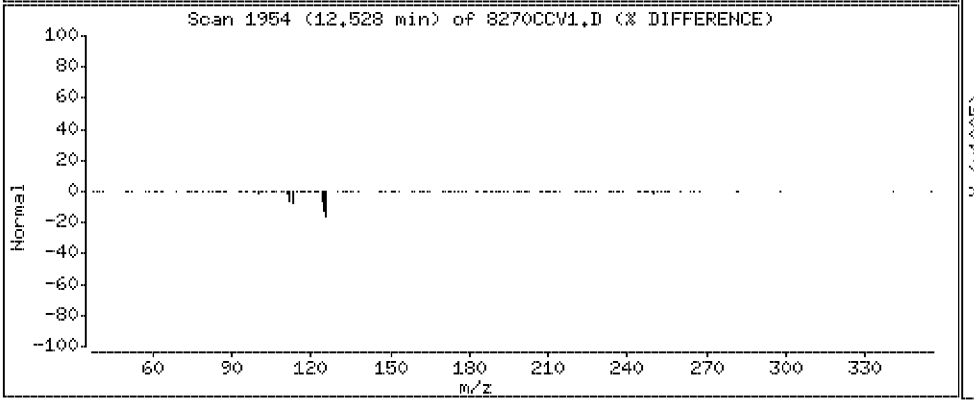

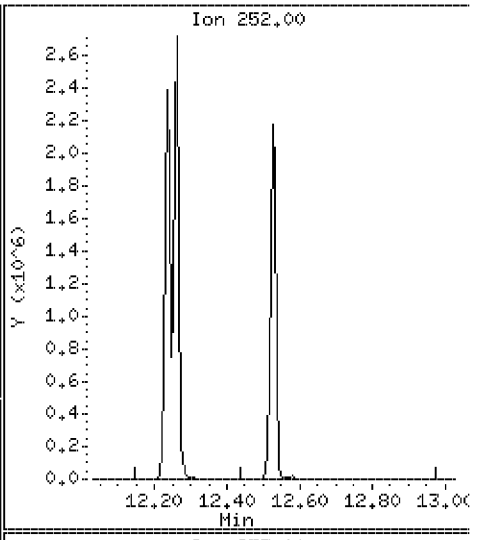

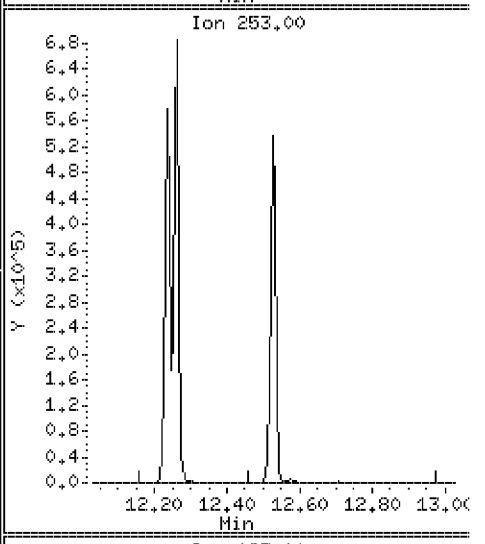

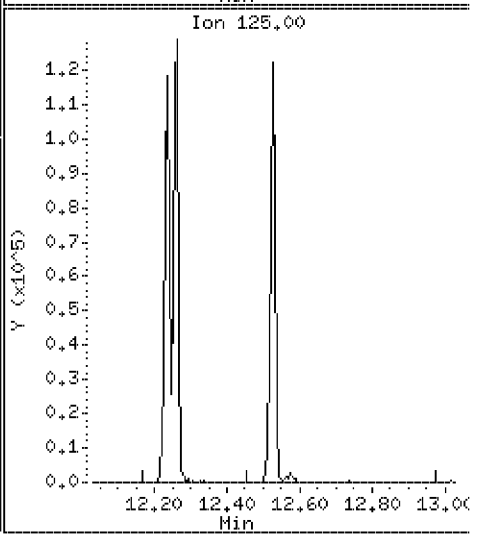

Data File: \\Svecd04\DD\chem\smsd03.i\S3050412.b\8270CCV1.D

Date : 04-MAY-2012 08:13

Client ID: 8270CCV1 Instrument: smsd03.i

Sample Info: 45924

Purge Volume: 1000.0 Operator: PEL

Column phase: HPMS-5 Column diameter: 0.25

133 Indeno[1,2,3-cd]pyrene Concentration: 46.4 ug/l

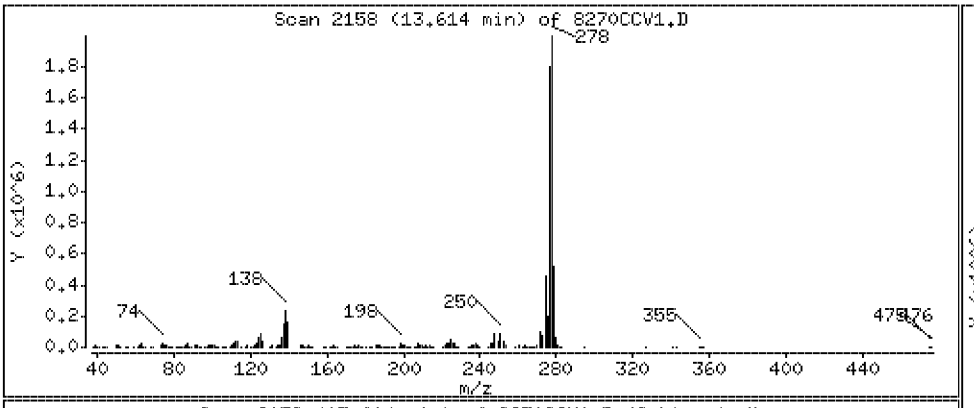

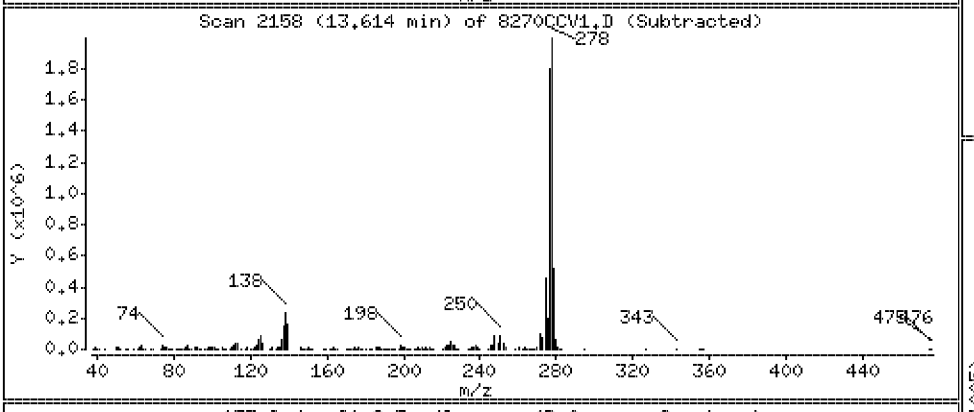

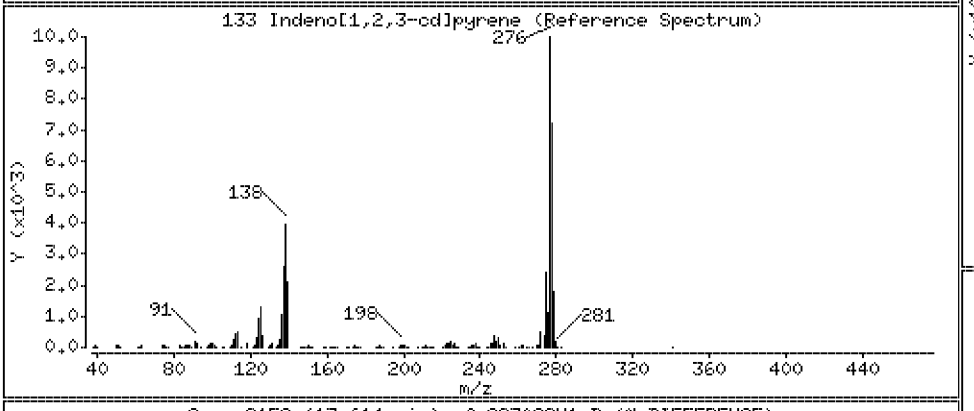

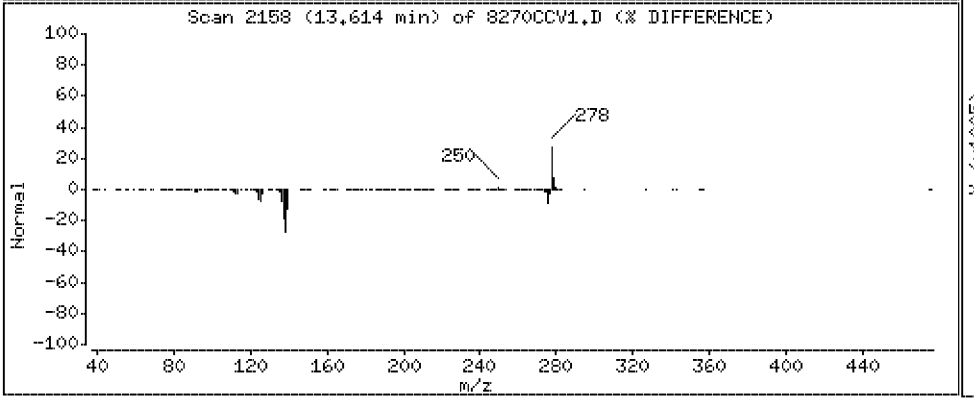

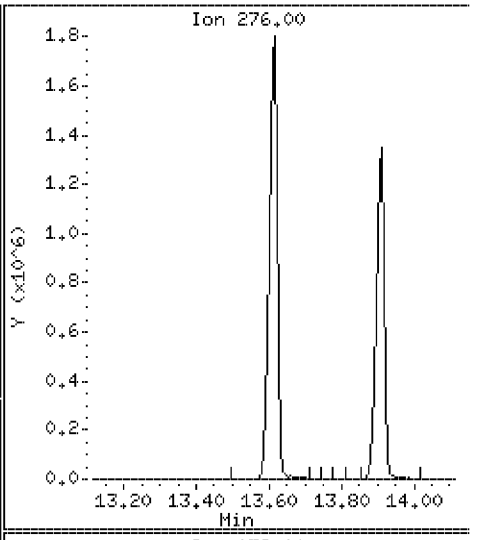

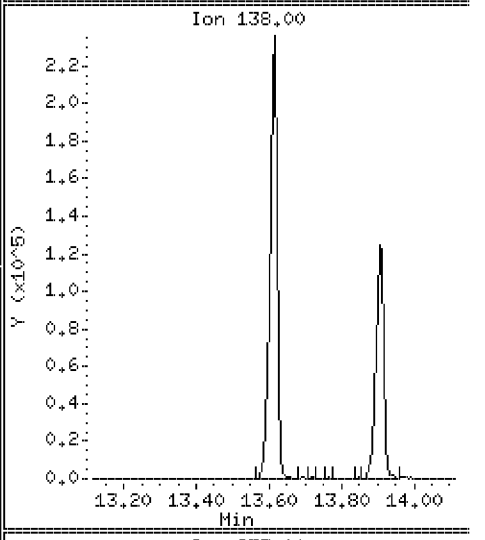

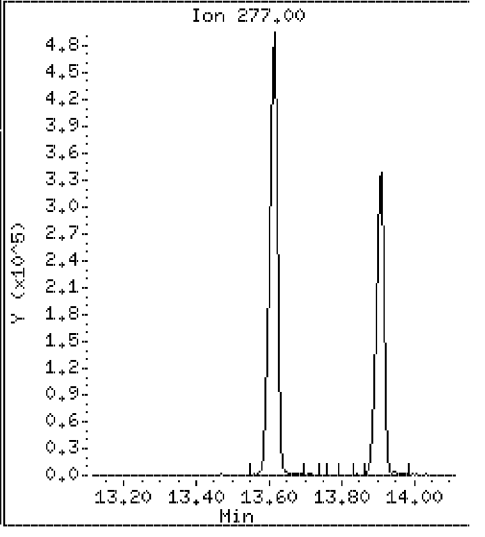

Data File: \\Svecd04\DD\chem\smsd03.i\S3050412.b\8270CCV1.D

Date : 04-MAY-2012 08:13

Client ID: 8270CCV1 Instrument: smsd03.i

Sample Info: 45924

Purge Volume: 1000.0 Operator: PEL

Column phase: HPMS-5 Column diameter: 0.25

134 Dibenz[a,h]anthracene Concentration: 46.6 ug/l

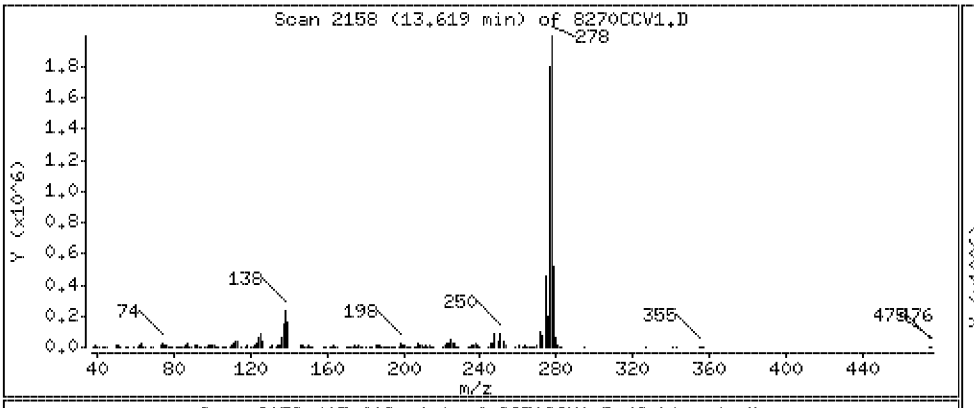

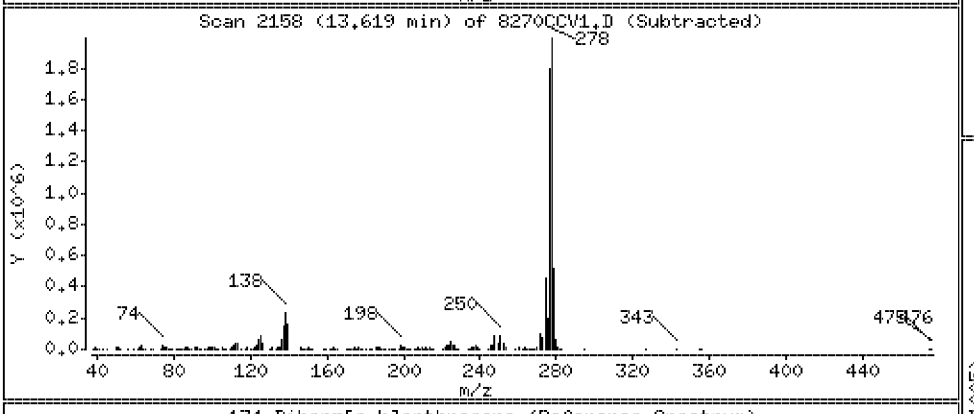

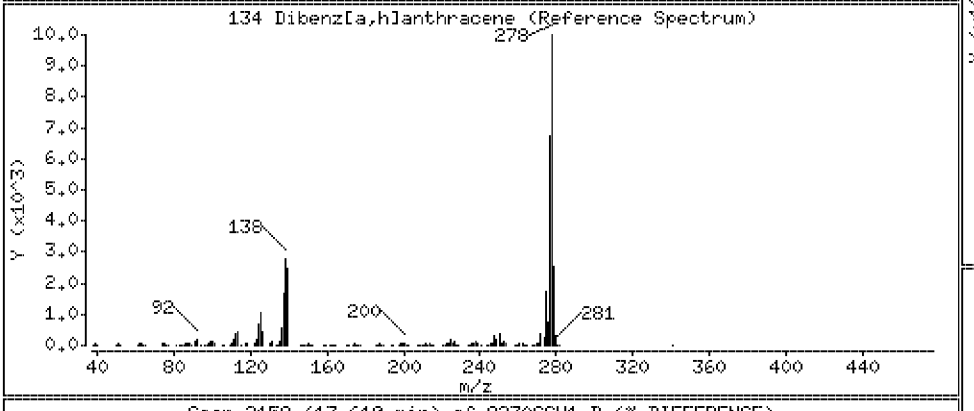

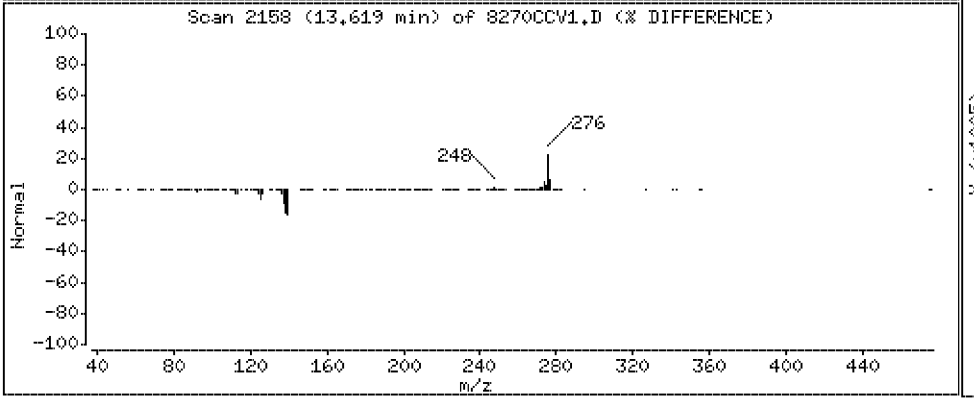

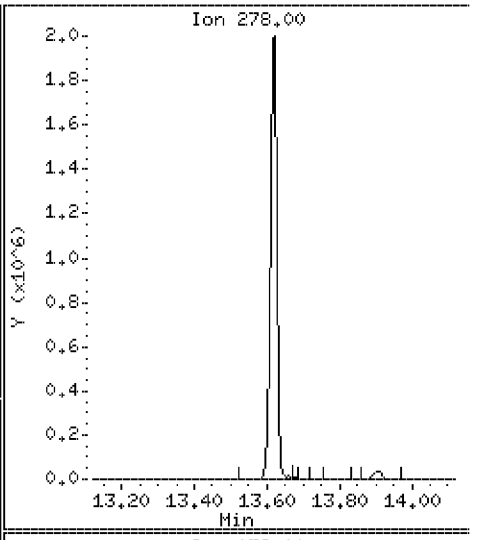

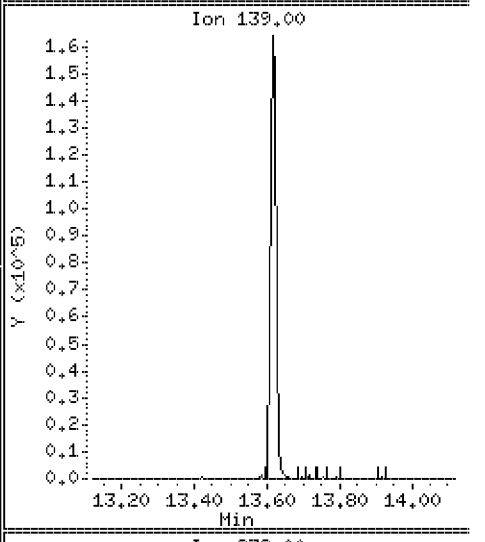

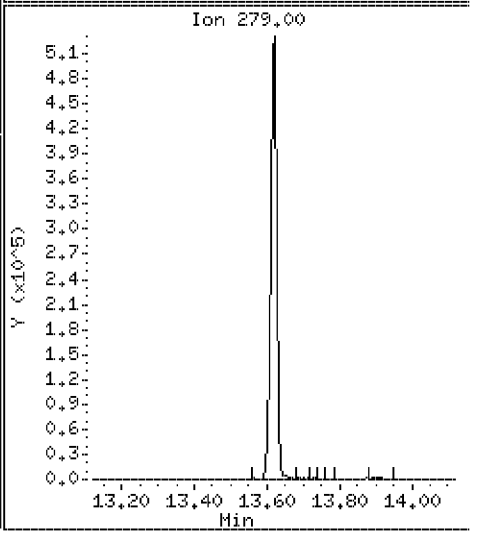

Data File: \\Svecd04\DD\chem\smsd03.i\S3050412.b\8270CCV1.D

Date : 04-MAY-2012 08:13

Client ID: 8270CCV1 Instrument: smsd03.i

Sample Info: 45924

Purge Volume: 1000.0 Operator: PEL

Column phase: HPMS-5 Column diameter: 0.25

135 Benzo[g,h,i]perylene Concentration: 44.2 ug/l

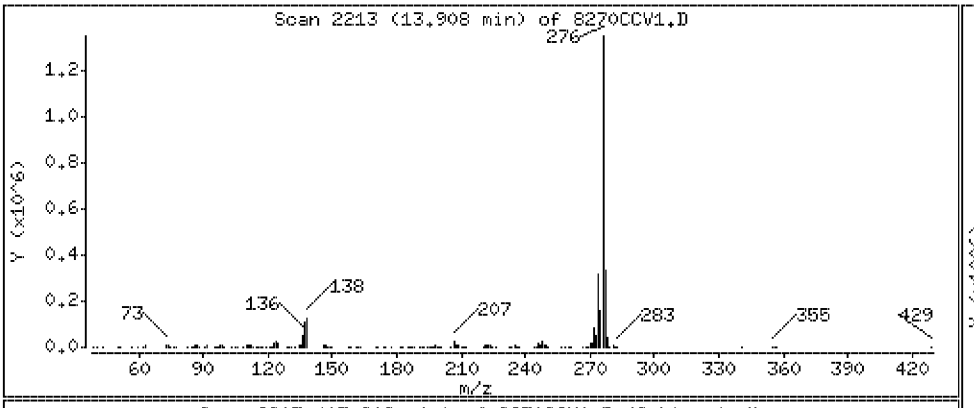

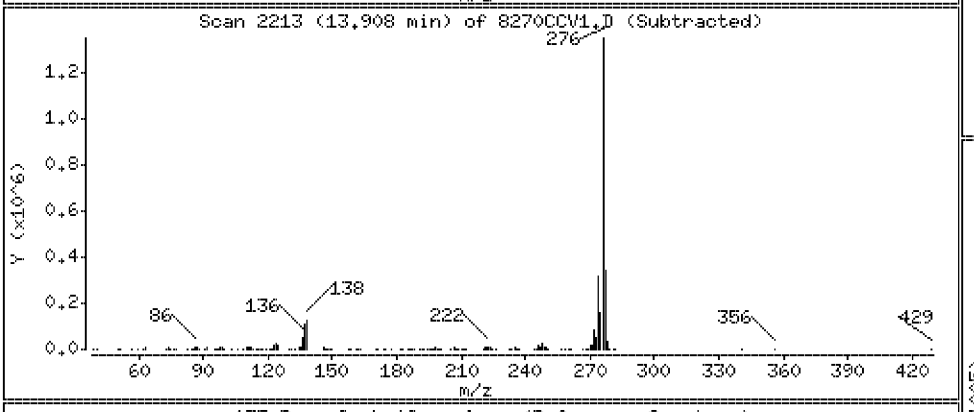

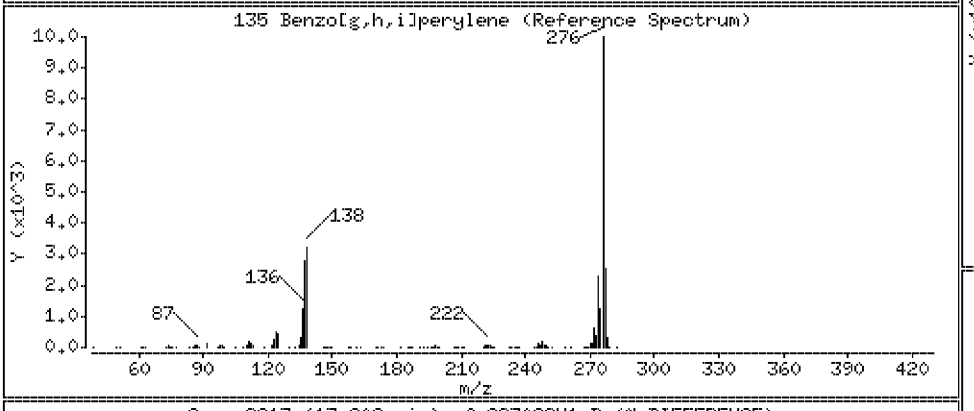

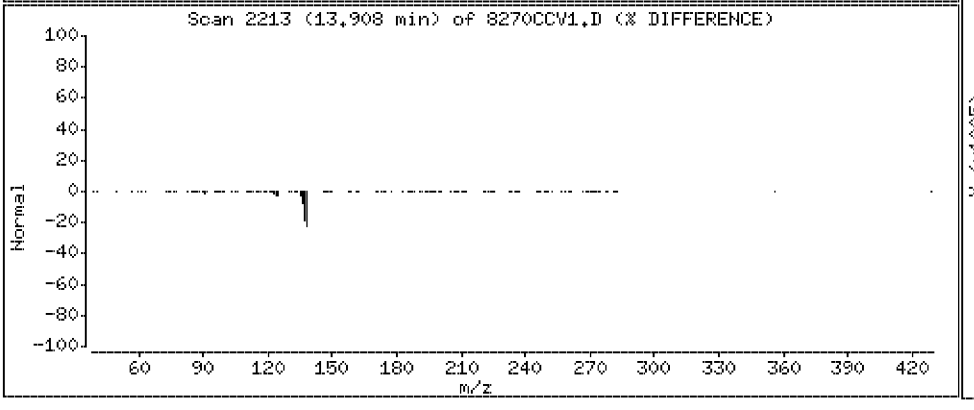

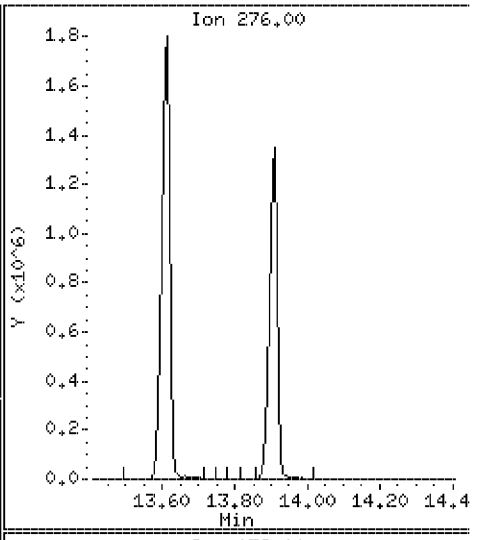

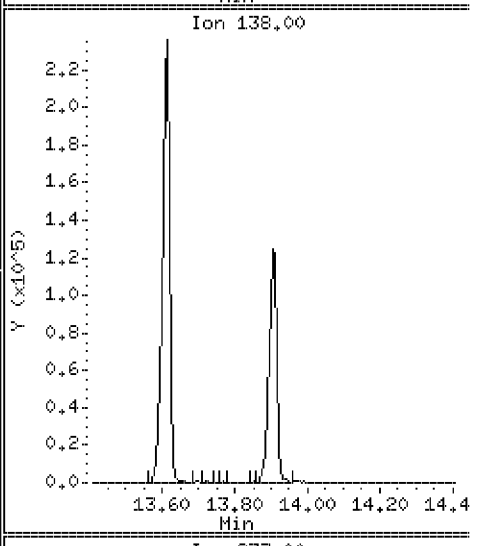

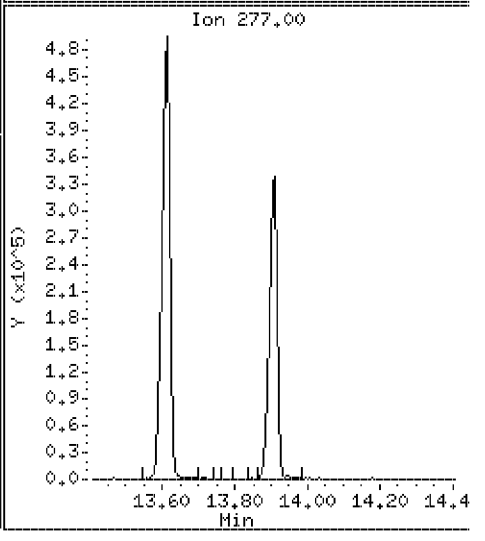

PEL Laboratories, Inc.

Data file : \\Svecd04\DD\chem\smsd03.i\S3050412.b\BSCCV1.D
Lab Smp Id: 45936 Client Smp ID: BSCCV1
Inj Date : 04-MAY-2012 08:36 MS Autotune Date: 12-SEP-2011 18:58
Operator : PEL Inst ID: smsd03.i
Smp Info : 45936
Misc Info :
Comment :
Method : \\Svecd04\DD\chem\smsd03.i\S3050412.b\8270bcs.m
Meth Date : 07-May-2012 17:35 mjacobs Quant Type: ISTD
Cal Date : 23-APR-2012 18:17 Cal File: AP9CAL4.D
Als bottle: 2 Continuing Calibration Sample
Dil Factor: 1.00000
Integrator: HP Genie Compound Sublist: BZSOWcal.sub
Target Version: 4.14 Sample Matrix: WATER

Concentration Formula: Amt * DF * (1/(Vo/1000))*Vf * CpndVariable

Name	Value	Description
DF	1.000	Dilution Factor
Vo	1000.000	Volume of sample extracted (mL)
Vf	1.000	Final Volume
Cpnd Variable		Local Compound Variable

RT	EXP RT	REL RT	MASS	RESPONSE	AMOUNTS CAL-AMT (ug/ml)	AMOUNTS ON-COL (ug/ml)	TARGET RANGE	RATIO
9 Benzaldehyde						CAS #: 100-52-7		
3.981	3.981	(0.915)	77	362049	45.0000	48.0	80.00- 120.00	100.00
3.982	3.981	(0.915)	106	272109			45.16- 105.16	75.16
3.981	3.981	(0.915)	51	126755			5.01- 65.01	35.01
* 18 1,4-Dichlorobenzene-d4						CAS #: 3855-82-1		
4.352	4.352	(1.000)	152	247385	40.0000		80.00- 120.00	100.00
4.351	4.352	(1.000)	115	157735			31.12- 91.12	63.76
4.351	4.352	(1.000)	150	384466			117.02- 177.02	155.41
25 Acetophenone						CAS #: 98-86-2		
4.706	4.708	(0.854)	105	593962	45.0000	47.2	80.00- 120.00	100.00
4.706	4.708	(0.854)	77	605775			73.68- 133.68	101.99
4.705	4.708	(0.854)	51	154158			0.00- 57.35	25.95
* 43 Naphthalene-d8						CAS #: 1146-65-2		
5.513	5.513	(1.000)	136	836790	40.0000		80.00- 120.00	100.00
5.512	5.513	(1.000)	68	43220			0.00- 35.11	5.16
50 Caprolactam						CAS #: 105-60-2		
5.911	5.911	(1.072)	55	107964	45.0000	44.9	80.00- 120.00	100.00
5.912	5.911	(1.072)	113	117865			79.17- 139.17	109.17

RT	EXP RT	REL RT	MASS	RESPONSE	AMOUNTS CAL-AMT (ug/ml)	AMOUNTS ON-COL (ug/ml)	TARGET RANGE	RATIO
50 Caprolactam (continued)								
5.912	5.911	(1.072)	85	89511			52.91- 112.91	82.91
61 1,1-Biphenyl						CAS #: 92-52-4		
6.645	6.645	(0.922)	154	1101716	45.0000	46.2	80.00- 120.00	100.00
6.645	6.645	(0.922)	76	138339			0.00- 42.56	12.56
6.645	6.645	(0.922)	51	75167			0.00- 36.82	6.82
* 70 Acenaphthene-d10						CAS #: 15067-26-2		
7.207	7.208	(1.000)	164	598601	40.0000		80.00- 120.00	100.00
7.207	7.208	(1.000)	162	565171			66.36- 126.36	94.42
7.207	7.208	(1.000)	160	263826			14.03- 74.03	44.07
95 Atrazine						CAS #: 1912-24-9		
8.388	8.388	(0.968)	200	396263	45.0000	48.7	80.00- 120.00	100.00
8.387	8.388	(0.968)	58	82988			0.00- 50.94	20.94
8.389	8.388	(0.968)	215	208333			22.57- 82.57	52.57
* 100 Phenanthrene-d10						CAS #: 1517-22-2		
8.662	8.665	(1.000)	188	1215181	40.0000		80.00- 120.00	100.00
8.661	8.665	(1.000)	94	69589			0.00- 36.25	5.73
8.661	8.665	(1.000)	80	87260			0.00- 37.67	7.18
110 Benzidine						CAS #: 92-87-5		
9.991	9.991	(0.887)	184	1294788	45.0000	50.0	80.00- 120.00	100.00
9.990	9.991	(0.887)	92	60826			0.00- 34.70	4.70
9.991	9.991	(0.887)	185	192093			0.00- 44.84	14.84
122 3,3'-Dichlorobenzidine						CAS #: 91-94-1		
11.227	11.227	(0.997)	252	989641	45.0000	50.7	80.00- 120.00	100.00
11.227	11.227	(0.997)	254	638127			34.48- 94.48	64.48
11.226	11.227	(0.997)	126	69129			0.00- 36.99	6.99
* 121 Chrysene-d12						CAS #: 1719-03-5		
11.258	11.259	(1.000)	240	1686535	40.0000		80.00- 120.00	100.00
11.257	11.259	(1.000)	120	81762			0.00- 34.90	4.85
11.258	11.259	(1.000)	236	458476			0.00- 56.56	27.18
* 130 Perylene-d12						CAS #: 1520-96-3		
12.575	12.576	(1.000)	264	1779301	40.0000		80.00- 120.00	100.00
12.575	12.576	(1.000)	260	439695			0.00- 54.67	24.71
12.575	12.576	(1.000)	265	411336			0.00- 53.09	23.12

Data File: \\Svecd04\DD\chem\smsd03.i\S3050412.b\BSCCV1.D
Date : 04-MAY-2012 08:36
Client ID: BSCCV1
Sample Info: 45936
Purge Volume: 1000.0
Column phase: HPMS-5

Instrument: smsd03.i
Operator: PEL
Column diameter: 0.25

2542

3505892

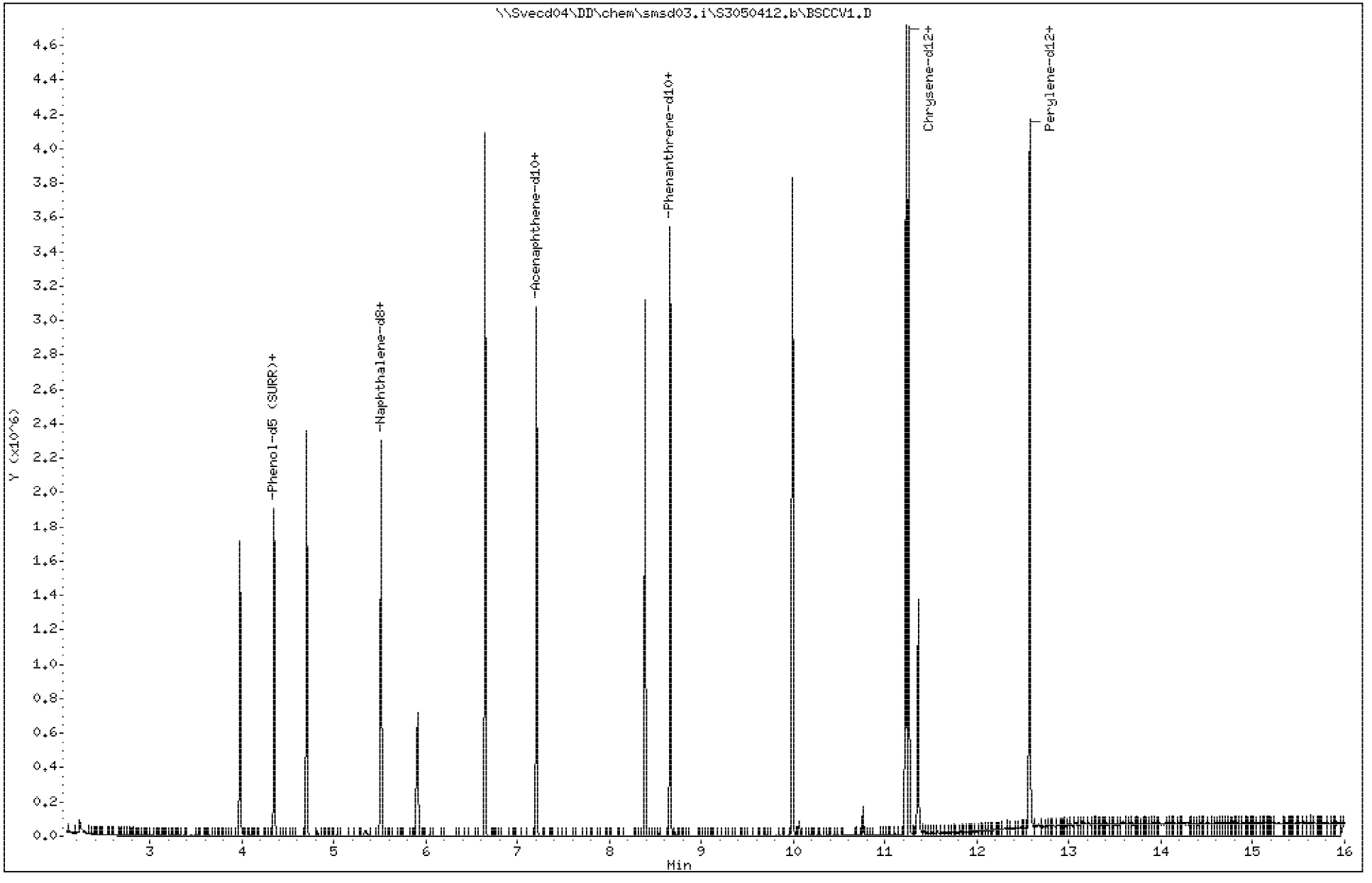

Data File: \\Svecd04\DD\chem\smsd03.i\S3050412.b\BSCCV1.D

Date : 04-MAY-2012 08:36

Client ID: BSCCV1 | Instrument: smsd03.i

Sample Info: 45936

Purge Volume: 1000.0 | Operator: PEL

Column phase: HPMS-5 | Column diameter: 0.25

9 Benzaldehyde | Concentration: 48.0 ug/l

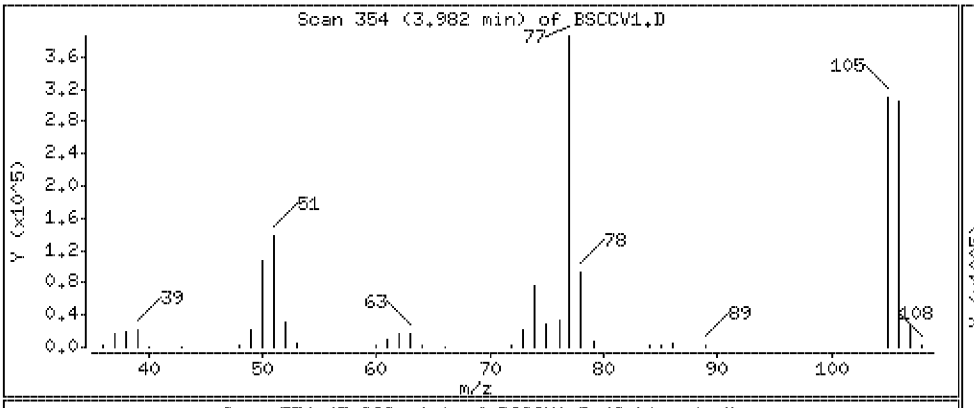

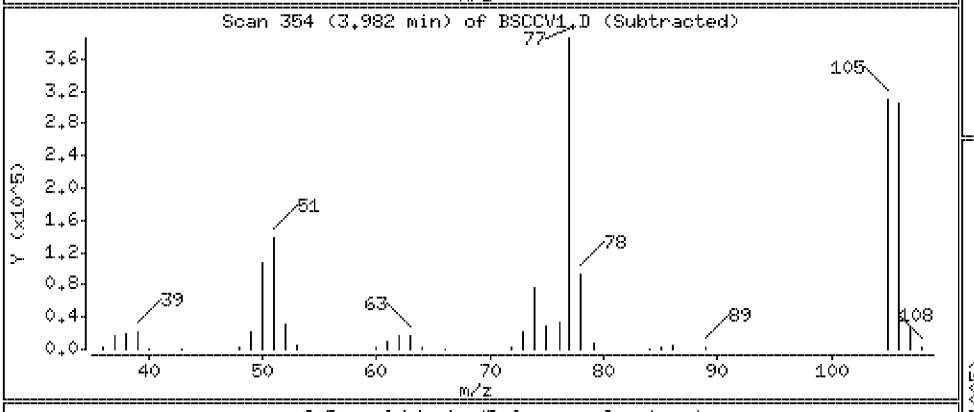

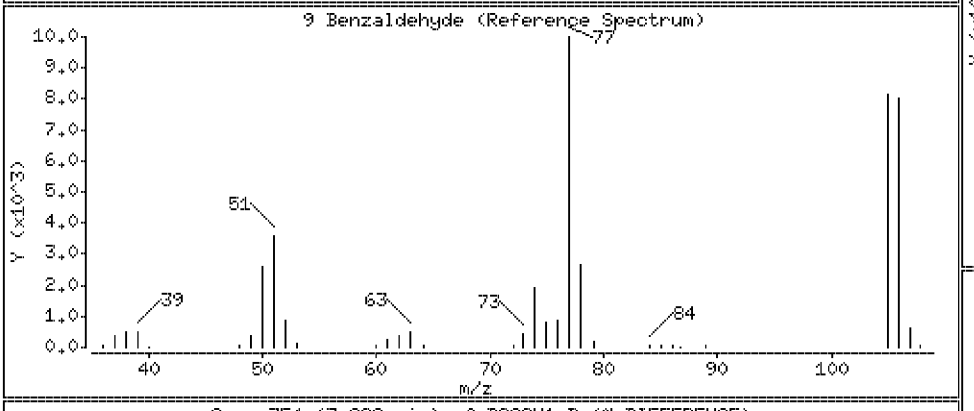

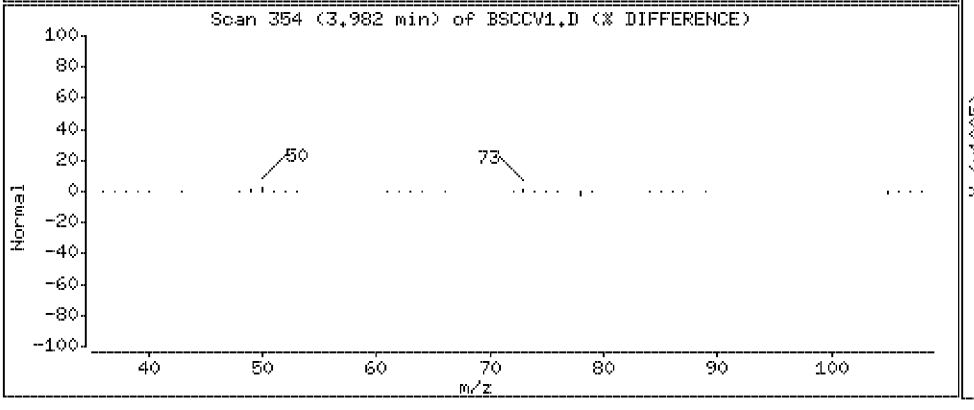

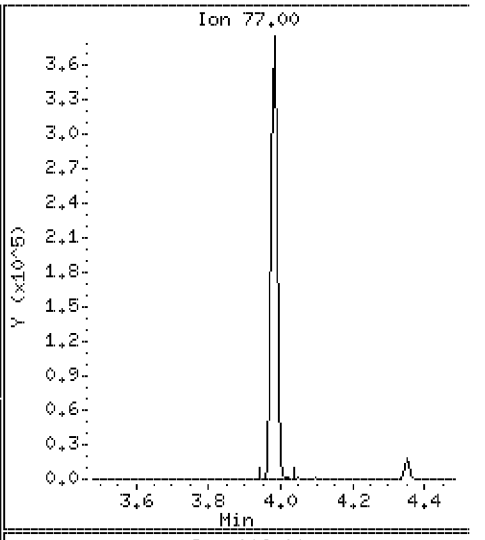

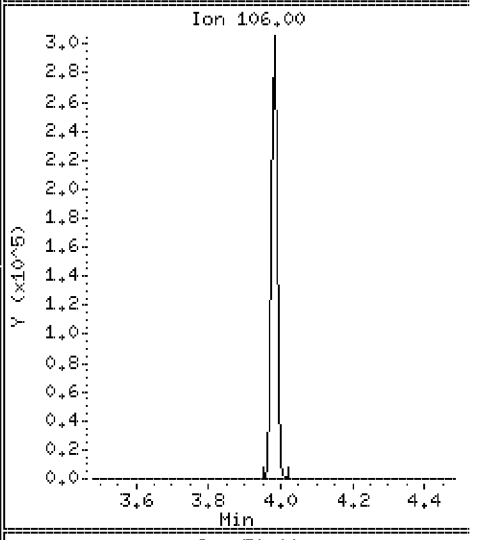

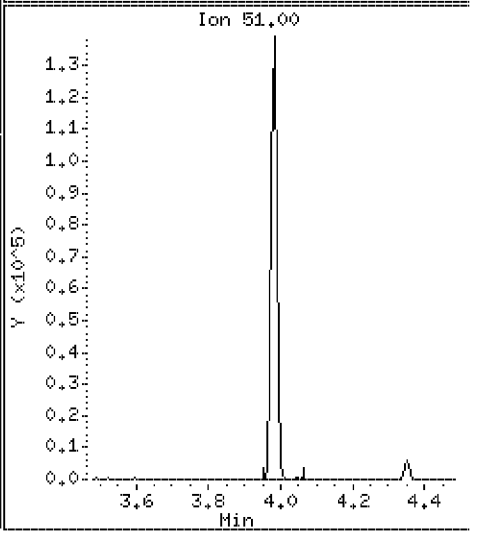

Data File: \\Svecd04\DD\chem\smsd03.i\S3050412.b\BSCCV1.D

Date : 04-MAY-2012 08:36

Client ID: BSCCV1 | Instrument: smsd03.i

Sample Info: 45936

Purge Volume: 1000.0 | Operator: PEL

Column phase: HPMS-5 | Column diameter: 0.25

25 Acetophenone | Concentration: 47.2 ug/l

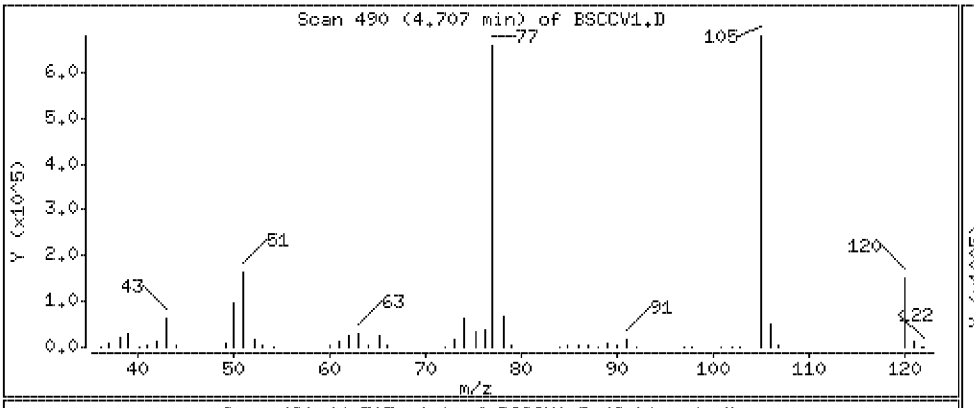

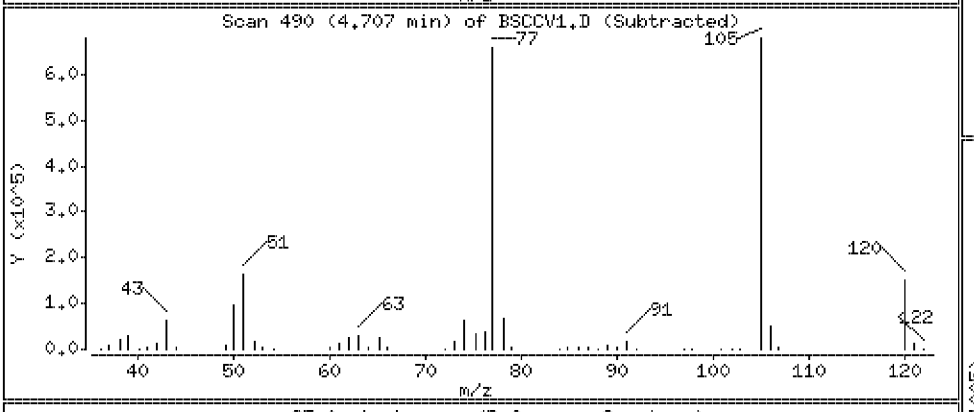

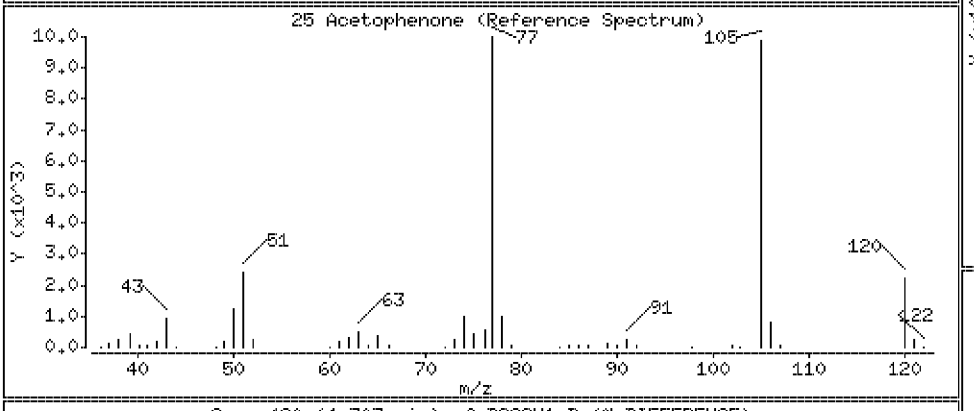

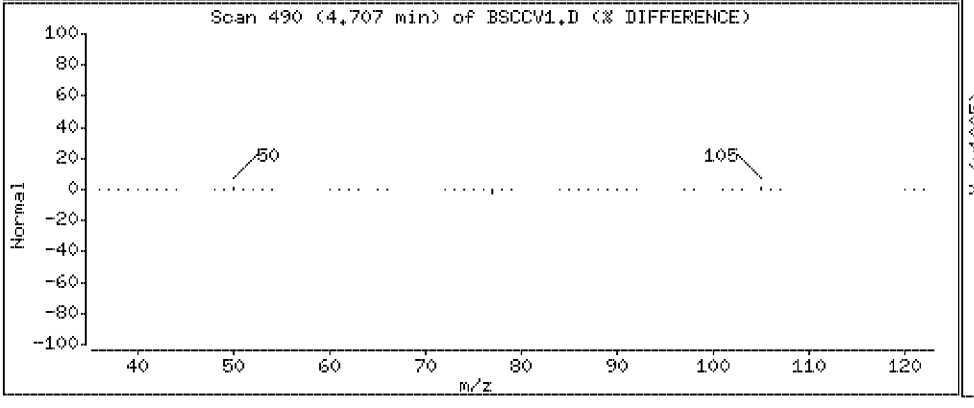

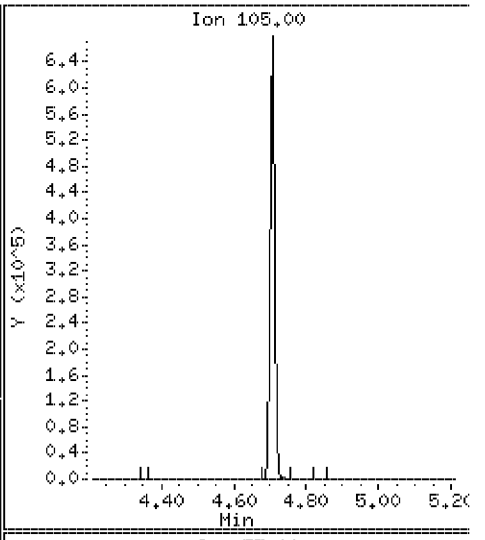

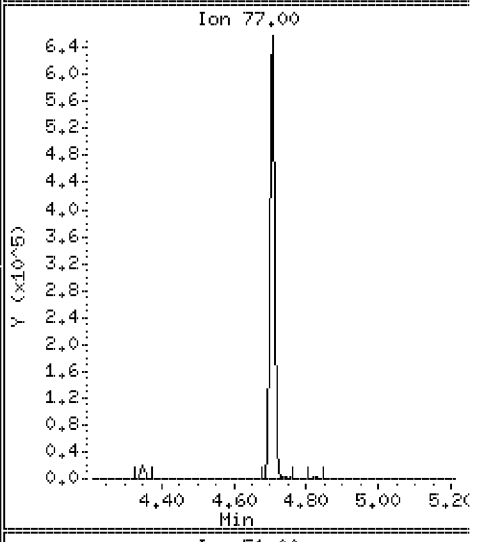

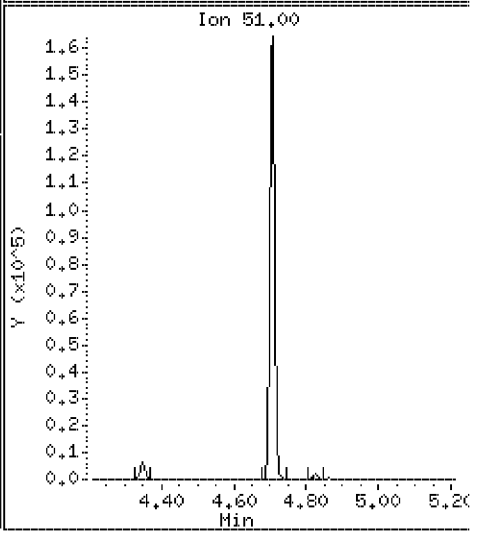

Data File: \\Svecd04\DD\chem\smsd03.i\S3050412.b\BSCCV1.D

Date : 04-MAY-2012 08:36

Client ID: BSCCV1

Instrument: smsd03.i

Sample Info: 45936

Purge Volume: 1000.0

Operator: PEL

Column phase: HPMS-5

Column diameter: 0.25

50 Caprolactam

Concentration: 44.9 ug/l

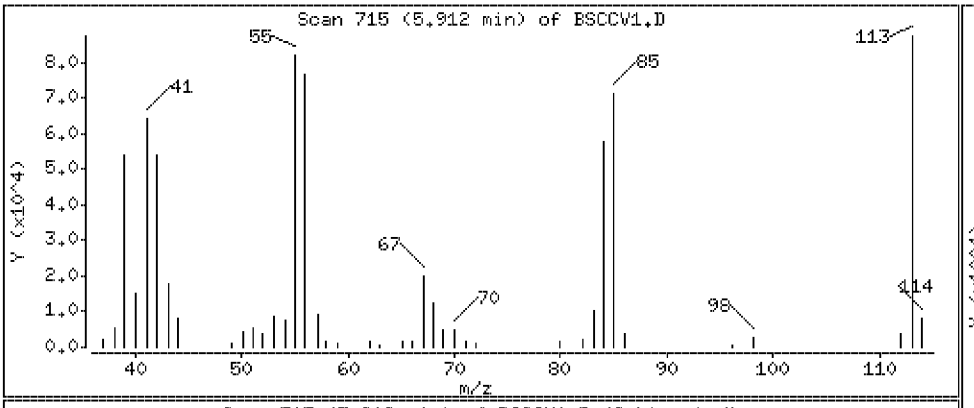

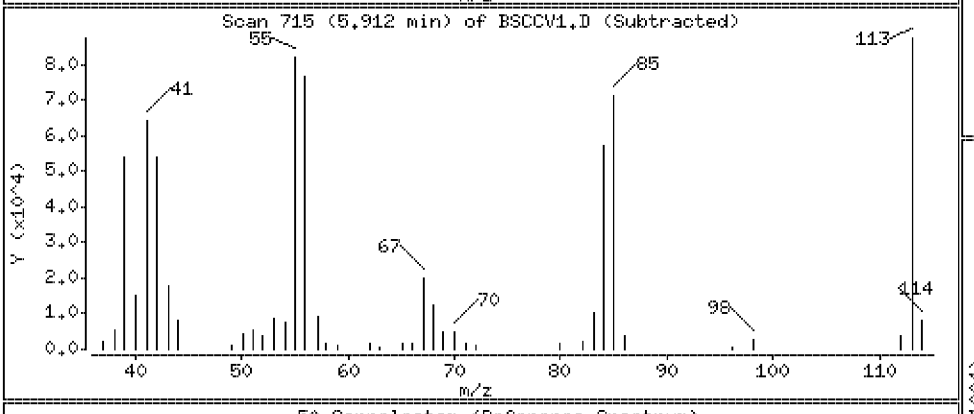

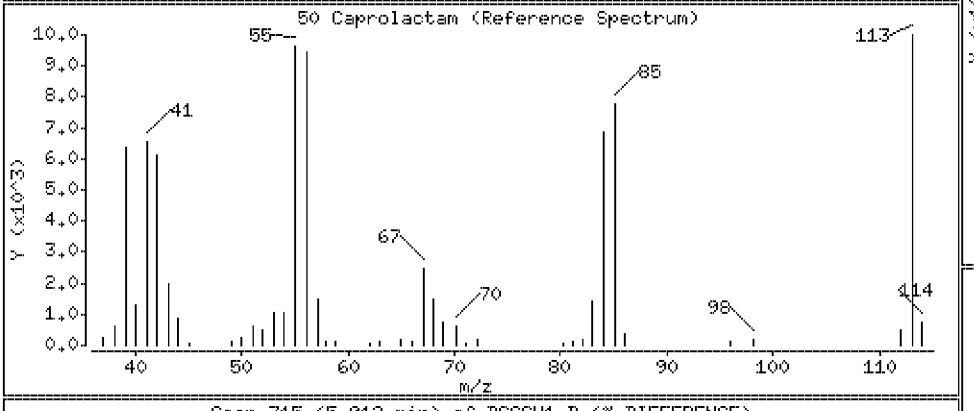

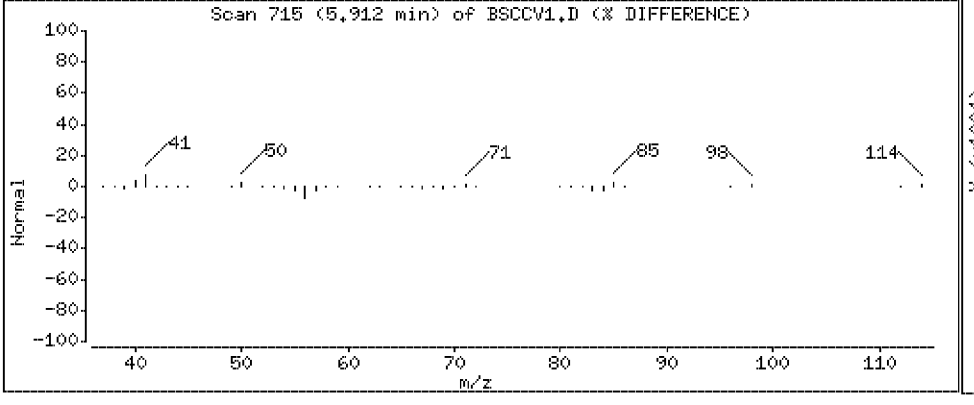

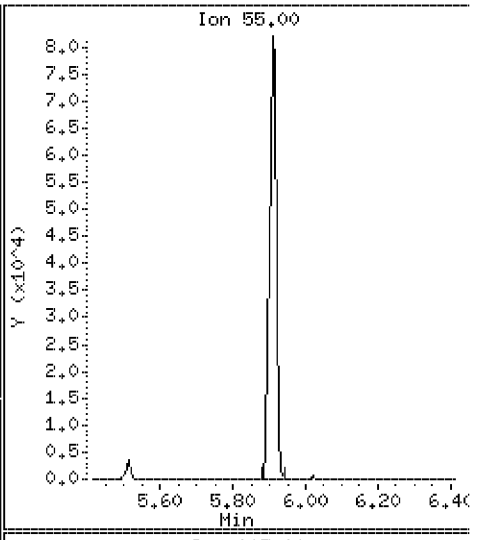

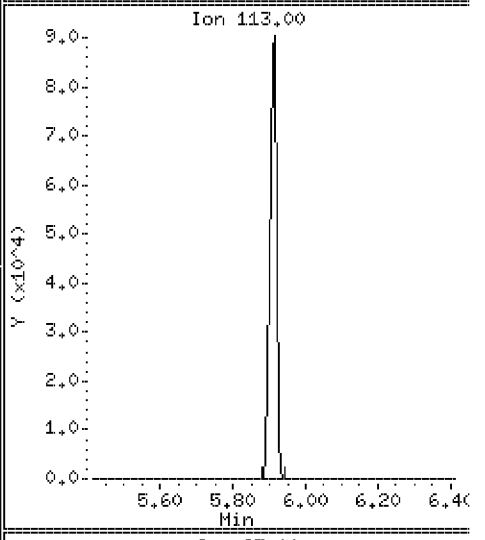

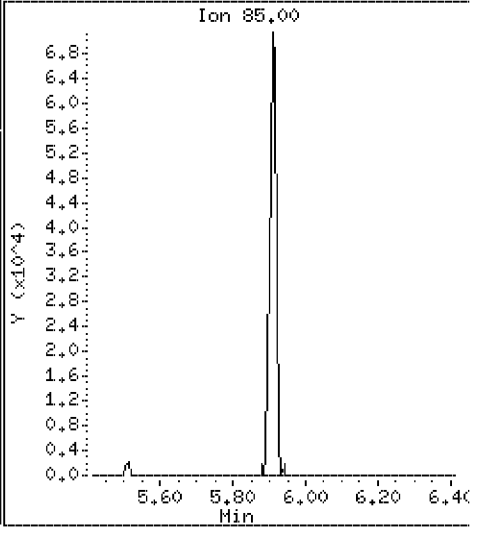

Data File: \\Svecd04\DD\chem\smsd03.i\S3050412.b\BSCCV1.D

Date : 04-MAY-2012 08:36

Client ID: BSCCV1

Instrument: smsd03.i

Sample Info: 45936

Purge Volume: 1000.0

Operator: PEL

Column phase: HPMS-5

Column diameter: 0.25

61 1,1-Biphenyl

Concentration: 46.2 ug/l

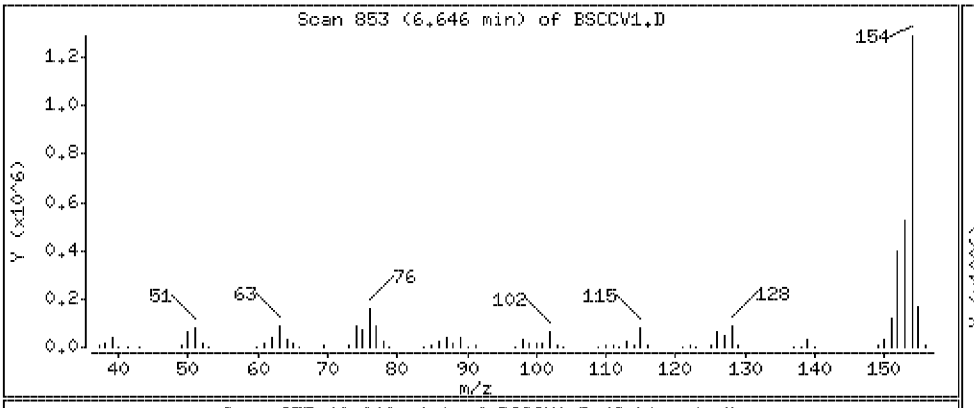

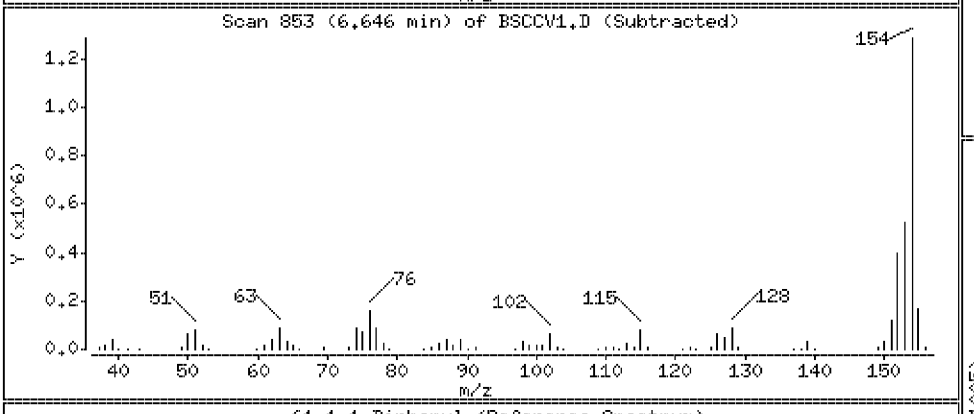

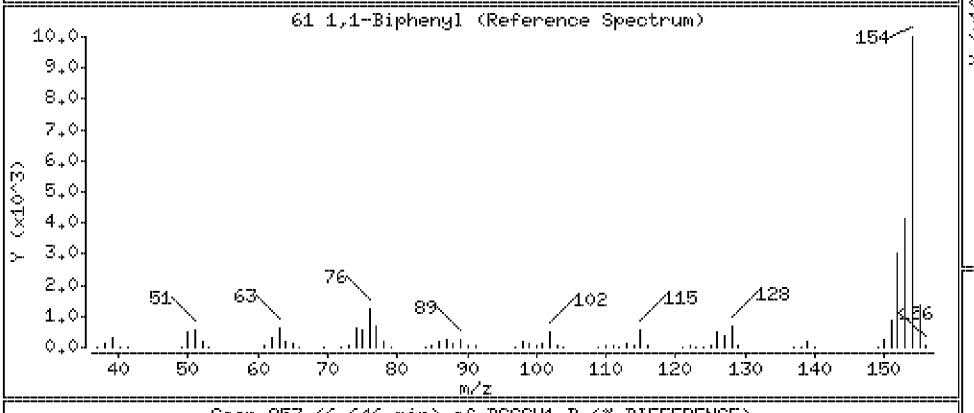

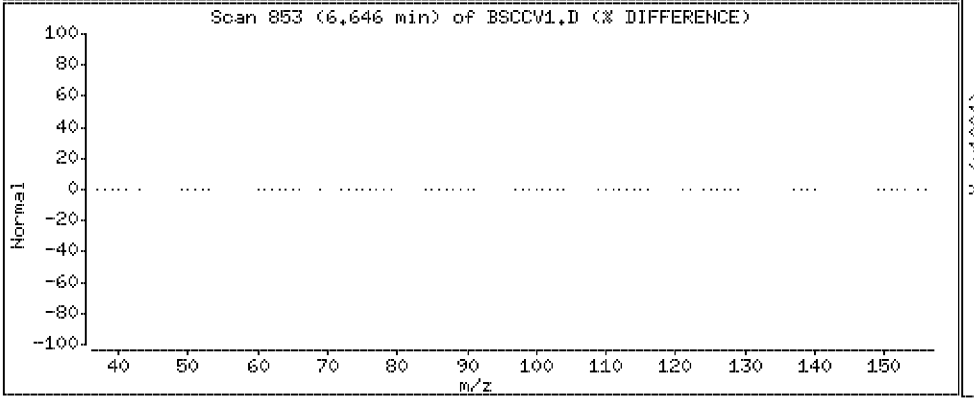

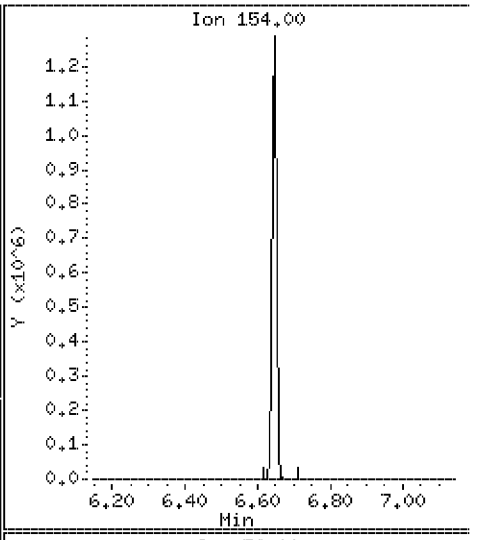

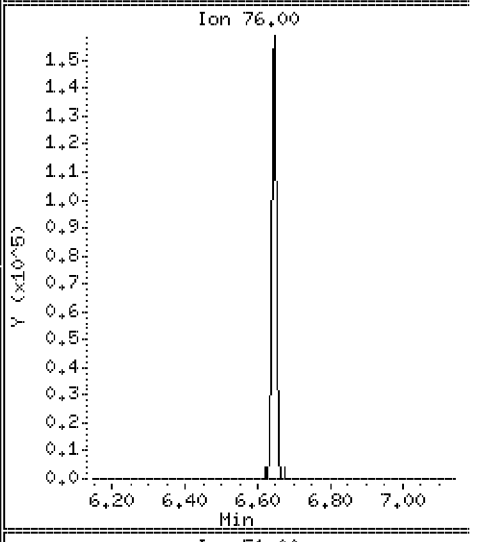

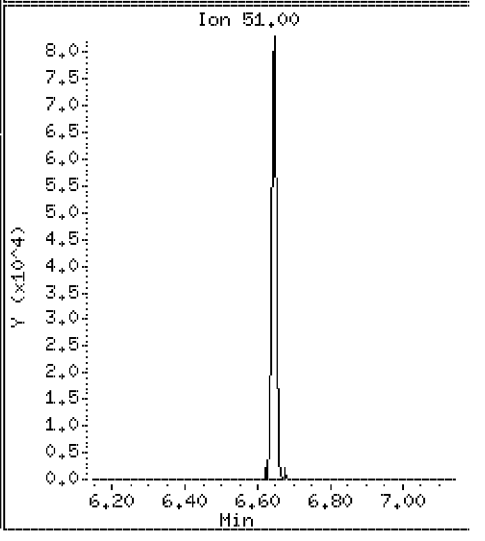

Data File: \\Svecd04\DD\chem\smsd03.i\S3050412.b\BSCCV1.D

Date : 04-MAY-2012 08:36

Client ID: BSCCV1

Instrument: smsd03.i

Sample Info: 45936

Purge Volume: 1000.0

Operator: PEL

Column phase: HPMS-5

Column diameter: 0.25

95 Atrazine

Concentration: 48.7 ug/l

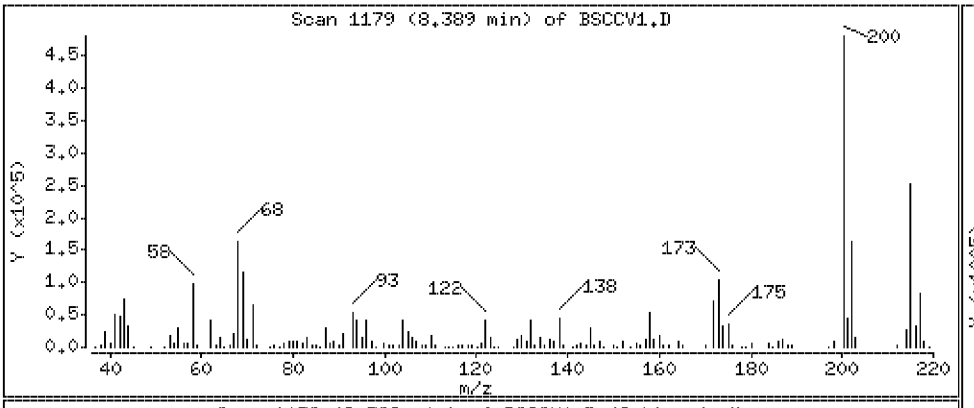

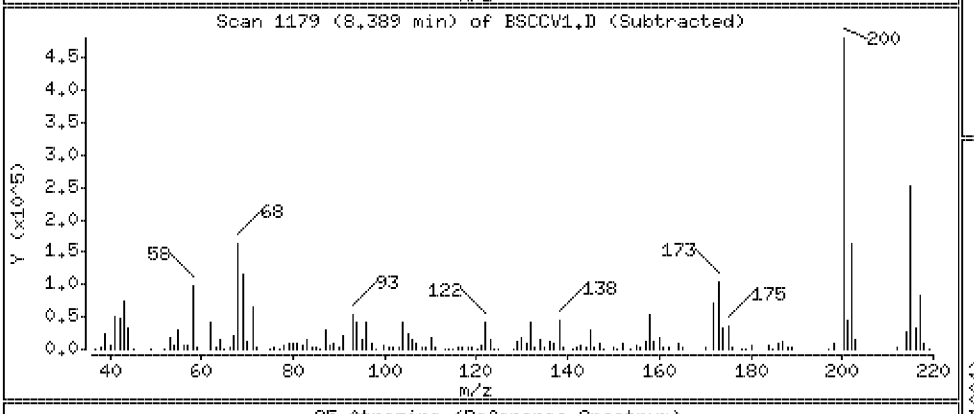

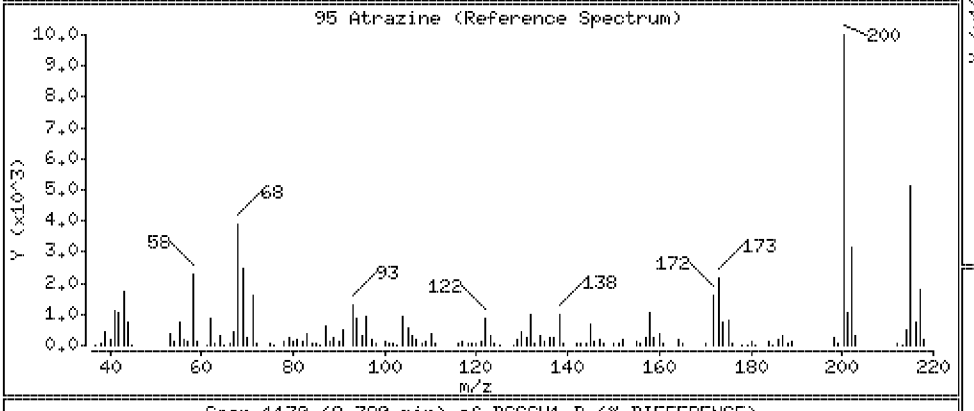

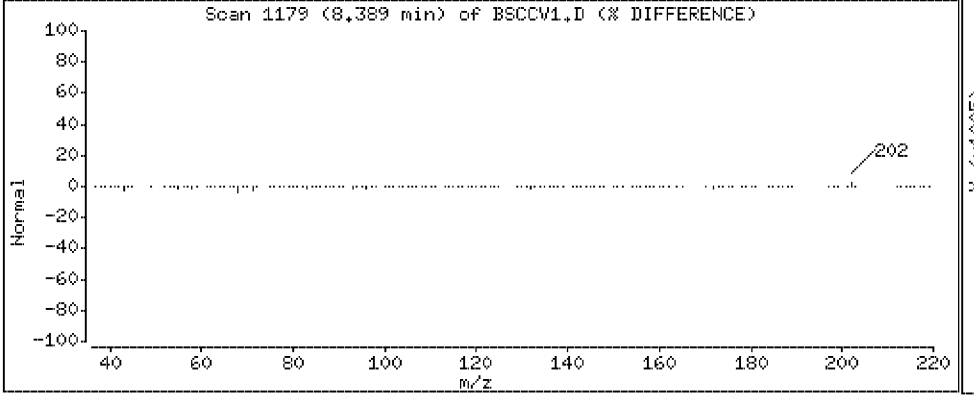

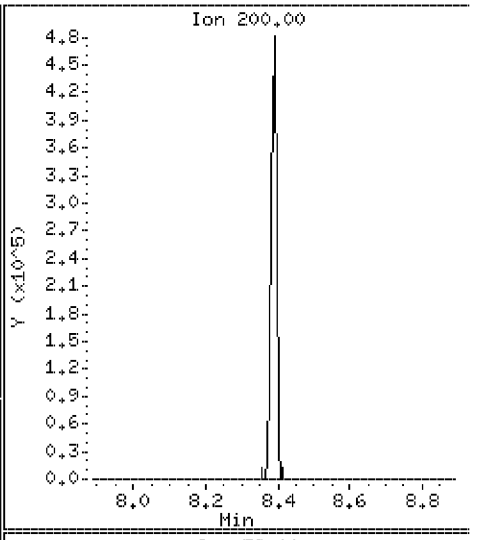

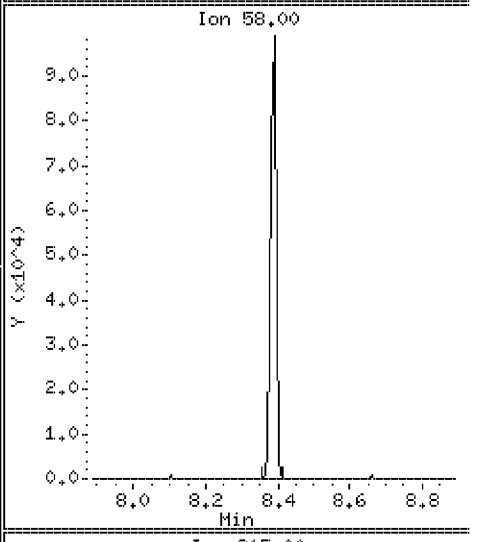

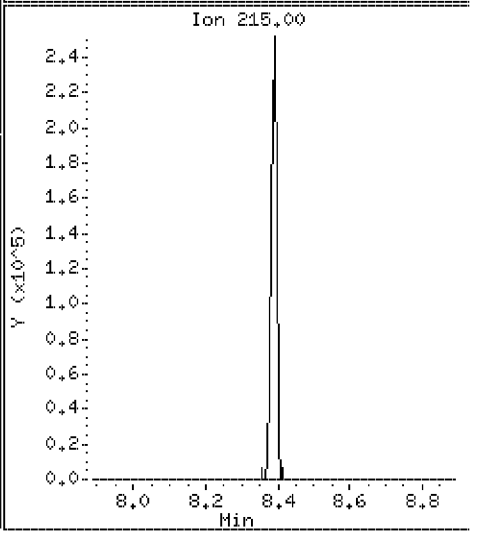

Data File: \\Svecd04\DD\chem\smsd03.i\S3050412.b\BSCCV1.D

Date : 04-MAY-2012 08:36

Client ID: BSCCV1 | Instrument: smsd03.i

Sample Info: 45936

Purge Volume: 1000.0 | Operator: PEL

Column phase: HPMS-5 | Column diameter: 0.25

110 Benzidine | Concentration: 50.0 ug/l

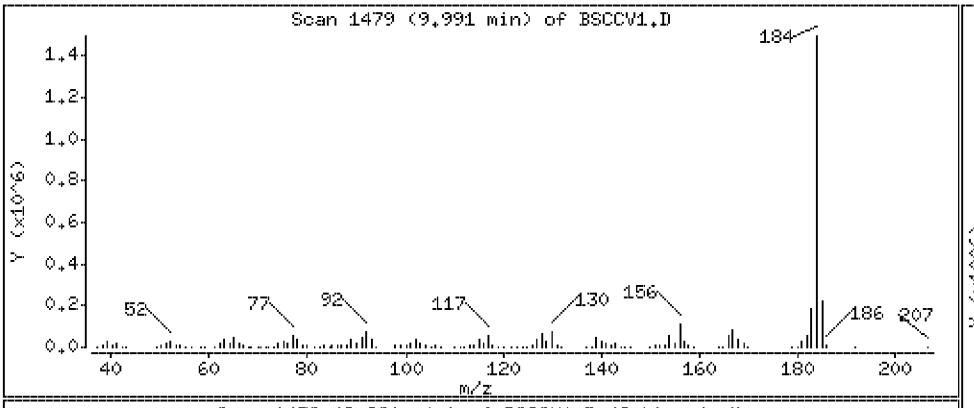

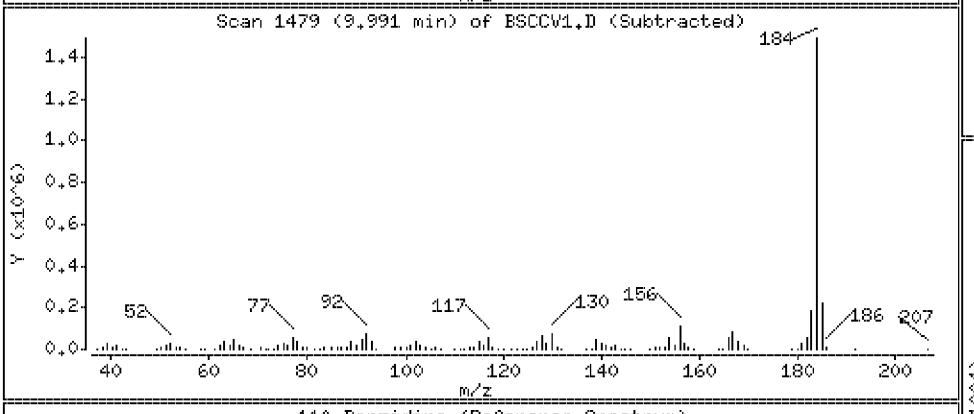

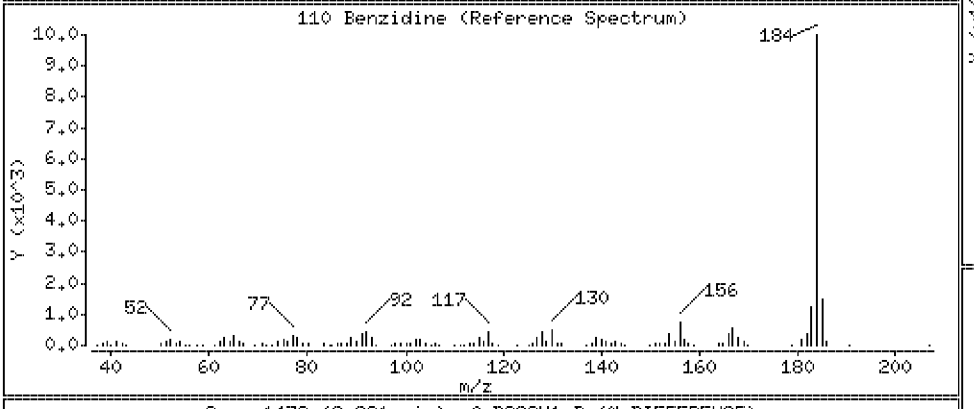

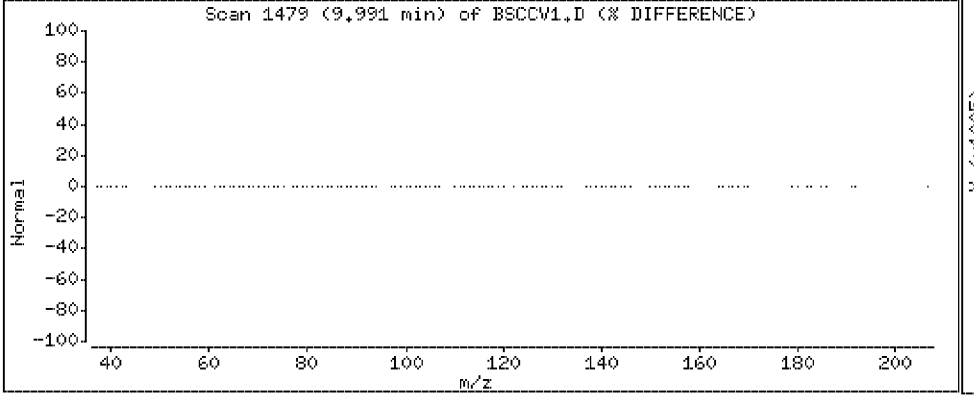

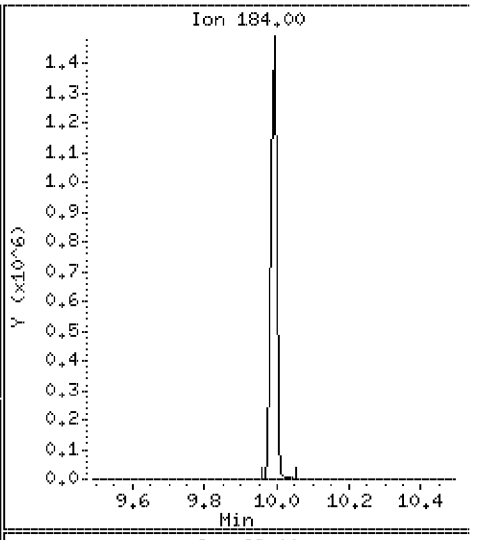

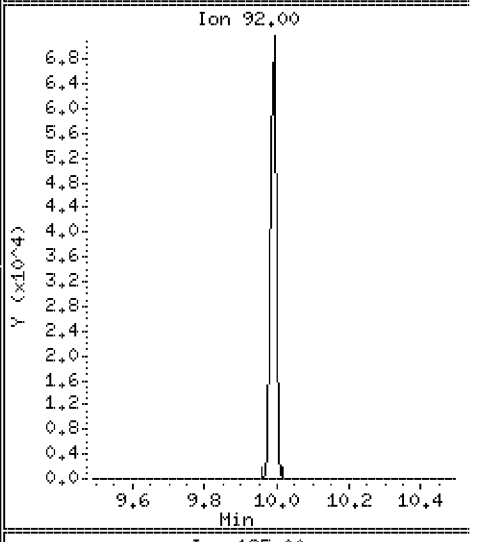

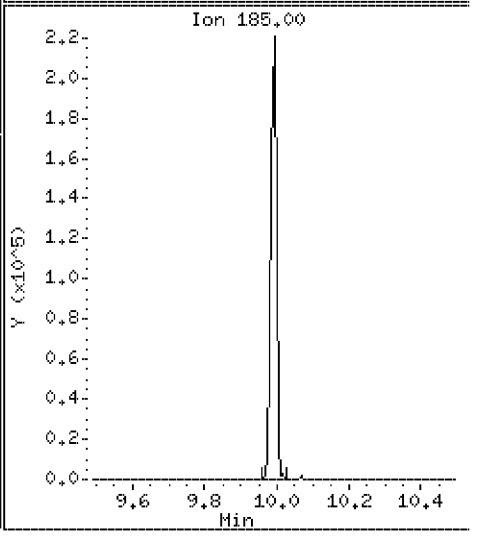

Data File: \\Svecd04\DD\chem\smsd03.i\S3050412.b\BSCCV1.D

Date : 04-MAY-2012 08:36

Client ID: BSCCV1 Instrument: smsd03.i

Sample Info: 45936

Purge Volume: 1000.0 Operator: PEL

Column phase: HPMS-5 Column diameter: 0.25

122 3,3'-Dichlorobenzidine Concentration: 50.7 ug/l

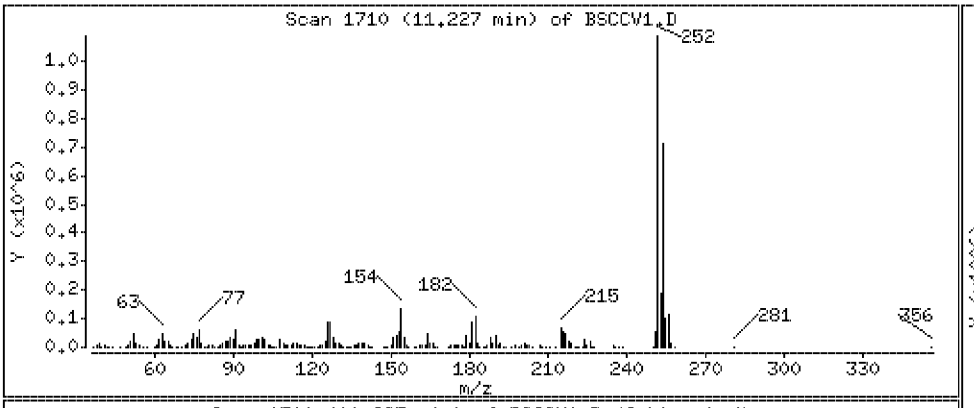

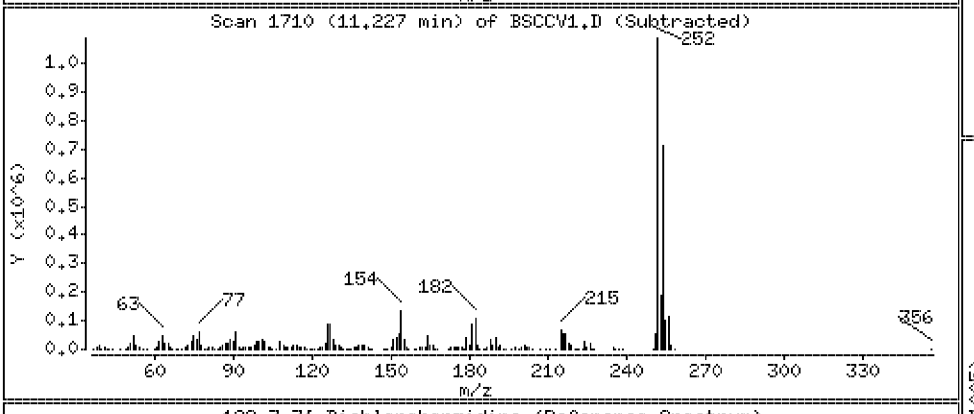

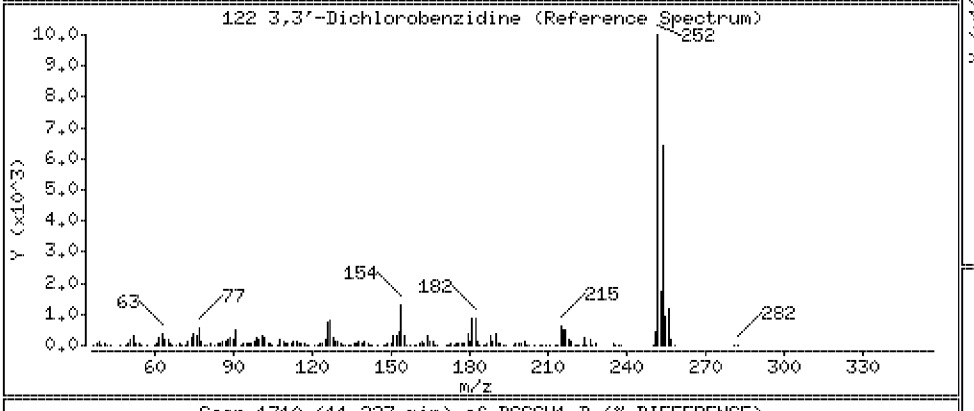

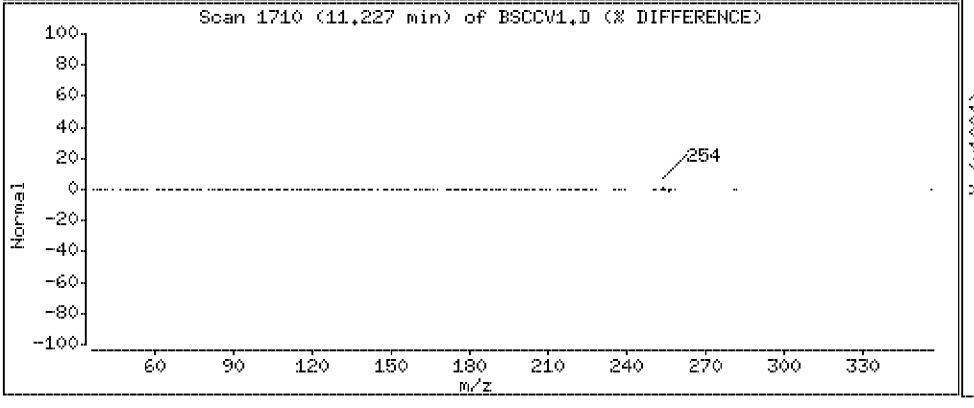

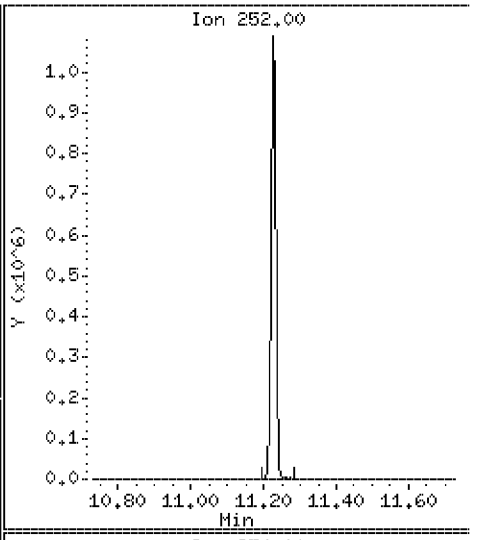

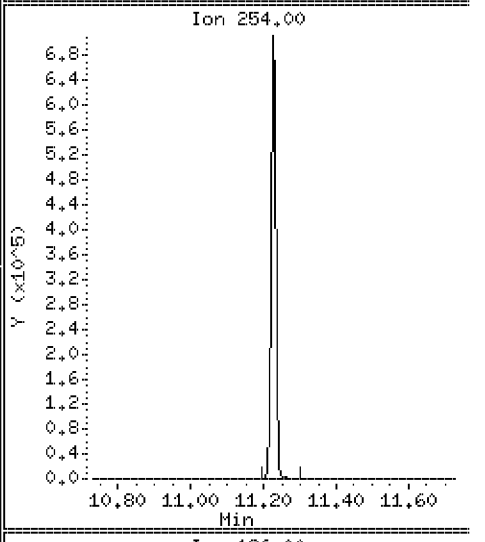

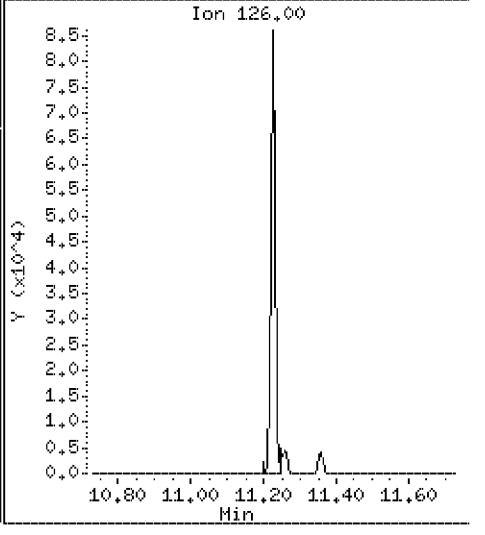

PEL Laboratories, Inc.

Data file : \\Svecd04\DD\chem\smsd03.i\S3050412.b\AP9CCV1.D
Lab Smp Id: 45958 Client Smp ID: AP9CCV1
Inj Date : 04-MAY-2012 09:00 MS Autotune Date: 12-SEP-2011 18:58
Operator : PEL Inst ID: smsd03.i
Smp Info : 45958
Misc Info :
Comment :
Method : \\Svecd04\DD\chem\smsd03.i\S3050412.b\8270bcs.m
Meth Date : 07-May-2012 17:35 mjacobs Quant Type: ISTD
Cal Date : 23-APR-2012 18:17 Cal File: AP9CAL4.D
Als bottle: 3 Continuing Calibration Sample
Dil Factor: 1.00000
Integrator: HP Genie Compound Sublist: ap9cal.sub
Target Version: 4.14 Sample Matrix: WATER

Concentration Formula: Amt * DF * (1/(Vo/1000))*Vf * CpndVariable

Name	Value	Description
DF	1.000	Dilution Factor
Vo	1000.000	Volume of sample extracted (mL)
Vf	1.000	Final Volume
Cpnd Variable		Local Compound Variable

RT	EXP RT	REL RT	MASS	RESPONSE	AMOUNTS CAL-AMT (ug/ml)	AMOUNTS ON-COL (ug/ml)	TARGET RANGE	RATIO
3 2- Picoline						CAS #: 109-06-8		
2.829	2.829	(0.650)	93	408905	45.0000	43.2	80.00- 120.00	100.00
2.829	2.829	(0.650)	66	208771			21.06- 81.06	51.06
2.829	2.829	(0.650)	92	108365			0.00- 56.50	26.50
4 N-Nitrosomethylethylamine						CAS #: 10595-95-6		
2.908	2.908	(0.668)	88	177695	45.0000	44.0	80.00- 120.00	100.00
2.910	2.908	(0.669)	43	81864			16.07- 76.07	46.07
2.908	2.908	(0.668)	42	179702			71.13- 131.13	101.13
5 Methyl Methanesulfonate						CAS #: 66-27-3		
3.145	3.145	(0.723)	80	296598	45.0000	44.4	80.00- 120.00	100.00
3.144	3.145	(0.723)	79	168544			26.83- 86.83	56.83
3.145	3.145	(0.723)	65	80965			0.00- 57.30	27.30
7 N-Nitrosodiethylamine						CAS #: 55-18-5		
3.457	3.457	(0.794)	102	177944	45.0000	44.4	80.00- 120.00	100.00
3.457	3.457	(0.794)	42	121434			38.24- 98.24	68.24
3.457	3.457	(0.794)	57	71185			10.00- 70.00	40.00
8 Ethyl Methanesulfonate						CAS #: 62-50-0		
3.697	3.697	(0.849)	79	304267	45.0000	43.9	80.00- 120.00	100.00

```
                                          AMOUNTS
                                        CAL-AMT   ON-COL
  RT   EXP RT   REL RT   MASS  RESPONSE (ug/ml)  (ug/ml)   TARGET RANGE    RATIO
 ==== ======== ========  ====  ======== =======  =======   ============    =====

    8 Ethyl Methanesulfonate (continued)
3.697    3.697 ( 0.849)   109    153071                    20.31-  80.31    50.31
3.697    3.697 ( 0.849)    97     57886                     0.00-  49.02    19.02
--------------------------------------------------------------------------------
   12 Pentachloroethane                                CAS #: 76-01-7
4.112    4.112 ( 0.945)   167    183079 45.0000     46.3  80.00- 120.00   100.00
4.111    4.112 ( 0.945)   117    123947                   37.70-  97.70    67.70
4.112    4.112 ( 0.945)   130     79710                   13.54-  73.54    43.54
--------------------------------------------------------------------------------
*  18 1,4-Dichlorobenzene-d4                           CAS #: 3855-82-1
4.352    4.352 ( 1.000)   152    258847 40.0000           80.00- 120.00   100.00
4.352    4.352 ( 1.000)   115    158197                   31.12-  91.12    61.12
4.352    4.352 ( 1.000)   150    380546                  117.02- 177.02   147.02
--------------------------------------------------------------------------------
   24 N-Nitrosopyrrolidine                             CAS #: 930-55-2
4.695    4.695 ( 1.079)   100    196594 45.0000     46.6  80.00- 120.00   100.00
4.695    4.695 ( 1.079)    41    125669                   33.92-  93.92    63.92
4.695    4.695 ( 1.079)    42    115216                   28.61-  88.61    58.61
--------------------------------------------------------------------------------
   25 Acetophenone                                     CAS #: 98-86-2
4.708    4.708 ( 0.854)   105    546774 45.0000     42.8  80.00- 120.00   100.00
4.708    4.708 ( 0.854)    77    566900                   73.68- 133.68   103.68
4.708    4.708 ( 0.854)    51    149548                    0.00-  57.35    27.35
--------------------------------------------------------------------------------
   27 N-Nitrosomorpholine                              CAS #: 59-89-2
4.725    4.725 ( 1.086)    56    197258 45.0000     45.6  80.00- 120.00   100.00
4.726    4.725 ( 1.086)   116     66397                    3.66-  63.66    33.66
4.726    4.725 ( 1.086)    86    142160                   42.07- 102.07    72.07
--------------------------------------------------------------------------------
   29 o-Toluidine                                      CAS #: 95-53-4
4.743    4.743 ( 1.090)   106    604819 45.0000     43.9  80.00- 120.00   100.00
4.743    4.743 ( 1.090)    77    156540                    0.00-  55.88    25.88
4.743    4.743 ( 1.090)   107    447758                   44.03- 104.03    74.03
--------------------------------------------------------------------------------
   33 N-Nitrosopiperidine                              CAS #: 100-75-4
5.003    5.003 ( 0.907)   114    171405 45.0000     46.5  80.00- 120.00   100.00
5.002    5.003 ( 0.907)    42    190887                   81.37- 141.37   111.37
5.002    5.003 ( 0.907)    55    100818                   28.82-  88.82    58.82
--------------------------------------------------------------------------------
   37 o,o,o-Triethylphosphorothioate                   CAS #: 126-68-1
5.247    5.247 ( 1.206)   198    293782 45.0000     47.2  80.00- 120.00   100.00
5.246    5.247 ( 1.205)    97    188963                   34.32-  94.32    64.32
5.246    5.247 ( 1.205)    65    151532                   21.58-  81.58    51.58
--------------------------------------------------------------------------------
   39 a,a-Dimethylphenethylamine                       CAS #: 122-09-8
5.368    5.368 ( 0.974)    58    590178 45.0000     45.6  80.00- 120.00   100.00(M)
5.368    5.368 ( 0.974)    91    230259                    9.02-  69.02    39.02
5.368    5.368 ( 0.974)    65    111069                    0.00-  48.82    18.82
--------------------------------------------------------------------------------
*  43 Naphthalene-d8                                   CAS #: 1146-65-2
5.513    5.513 ( 1.000)   136    848496 40.0000           80.00- 120.00   100.00
5.513    5.513 ( 1.000)    68     43336                    0.00-  35.11     5.11
--------------------------------------------------------------------------------
```

RT	EXP RT	REL RT	MASS	RESPONSE	AMOUNTS CAL-AMT (ug/ml)	AMOUNTS ON-COL (ug/ml)	TARGET RANGE	RATIO
46 2,6-Dichlorophenol						CAS #: 87-65-0		
5.598	5.598	(1.015)	162	338837	45.0000	47.7	80.00- 120.00	100.00
5.597	5.598	(1.015)	63	260597			46.91- 106.91	76.91
5.597	5.598	(1.015)	98	92621			0.00- 57.33	27.33
47 Hexachloropropene						CAS #: 1888-71-7		
5.618	5.618	(1.019)	213	449965	45.0000	47.6	80.00- 120.00	100.00
5.618	5.618	(1.019)	215	285573			33.47- 93.47	63.47
5.617	5.618	(1.019)	117	87193			0.00- 49.38	19.38
49 N-Nitrosodi-n-butylamine						CAS #: 924-16-3		
5.901	5.901	(1.070)	84	321149	45.0000	47.0	80.00- 120.00	100.00
5.901	5.901	(1.070)	57	189075			28.87- 88.87	58.87
5.901	5.901	(1.070)	41	167760			22.24- 82.24	52.24
52 Isosafrole						CAS #: 120-58-1		
6.108	6.108	(1.108)	162	322797	45.0000	46.9	80.00- 120.00	100.00
6.107	6.108	(1.108)	104	242355			45.08- 105.08	75.08
6.108	6.108	(1.108)	131	153425			17.53- 77.53	47.53
56 1,2,4,5-Tetrachlorobenzene						CAS #: 95-94-3		
6.358	6.358	(0.882)	216	526277	45.0000	45.4	80.00- 120.00	100.00
6.358	6.358	(0.882)	214	409859			47.88- 107.88	77.88
6.357	6.358	(0.882)	108	88935			0.00- 46.90	16.90
60 Safrole						CAS #: 94-59-7		
6.610	6.610	(1.199)	162	315905	45.0000	48.9	80.00- 120.00	100.00
6.610	6.610	(1.199)	104	197482			32.51- 92.51	62.51
6.609	6.610	(1.199)	77	126288			9.98- 69.98	39.98
64 1,4-Naphthoquinone						CAS #: 130-15-4		
6.838	6.838	(0.949)	158	325063	45.0000	49.7	80.00- 120.00	100.00
6.838	6.838	(0.949)	102	275818			54.85- 114.85	84.85
6.838	6.838	(0.949)	130	149858			16.10- 76.10	46.10
66 1,3-Dinitrobenzene						CAS #: 99-65-0		
6.977	6.977	(0.968)	168	152676	45.0000	49.4	80.00- 120.00	100.00
6.977	6.977	(0.968)	75	197344			99.26- 159.26	129.26
6.976	6.977	(0.968)	50	109240			41.55- 101.55	71.55
* 70 Acenaphthene-d10						CAS #: 15067-26-2		
7.208	7.208	(1.000)	164	611038	40.0000		80.00- 120.00	100.00
7.208	7.208	(1.000)	162	588786			66.36- 126.36	96.36
7.208	7.208	(1.000)	160	269022			14.03- 74.03	44.03
73 Pentachlorobenzene						CAS #: 608-93-5		
7.372	7.372	(1.023)	250	530759	45.0000	47.0	80.00- 120.00	100.00
7.373	7.372	(1.023)	252	350266			35.99- 95.99	65.99
7.371	7.372	(1.023)	108	145038			0.00- 57.33	27.33
77 1-Naphthylamine						CAS #: 134-32-7		
7.487	7.487	(1.039)	143	478093	45.0000	44.7	80.00- 120.00	100.00
7.487	7.487	(1.039)	115	281462			28.87- 88.87	58.87

RT	EXP RT	REL RT	MASS	RESPONSE	AMOUNTS CAL-AMT (ug/ml)	AMOUNTS ON-COL (ug/ml)	TARGET RANGE	RATIO
77 1-Naphthylamine (continued)								
7.486	7.487	(1.039)	89	59109			0.00- 42.36	12.36
78 2,3,4,6-Tetrachlorophenol						CAS #: 58-90-2		
7.538	7.538	(1.046)	232	319947	45.0000	51.6	80.00- 120.00	100.00
7.537	7.538	(1.046)	168	84498			0.00- 56.41	26.41
7.537	7.538	(1.046)	131	126537			9.55- 69.55	39.55
79 2-Naphthylamine						CAS #: 91-59-8		
7.566	7.566	(1.050)	143	651691	45.0000	46.5	80.00- 120.00	100.00
7.565	7.566	(1.050)	115	373706			27.34- 87.34	57.34
7.566	7.566	(1.050)	116	143129			0.00- 51.96	21.96
83 5-Nitro-ortho-toluidine						CAS #: 99-55-8		
7.763	7.763	(1.077)	152	264449	45.0000	48.6	80.00- 120.00	100.00
7.763	7.763	(1.077)	106	193873			43.31- 103.31	73.31
7.763	7.763	(1.077)	77	338792			98.11- 158.11	128.11
90 1,3,5-Trinitrobenzene						CAS #: 99-35-4		
8.132	8.132	(1.128)	75	769329	45.0000	51.3	80.00- 120.00	100.00
8.132	8.132	(1.128)	74	480206			32.42- 92.42	62.42
8.134	8.132	(1.128)	213	290958			7.82- 67.82	37.82
89 Diallate						CAS #: 2303-16-4		
8.140	8.140	(1.129)	86	358809	45.0000	47.3	80.00- 120.00	100.00(M)
8.140	8.140	(1.129)	43	355852			69.18- 129.18	99.18
8.140	8.140	(1.129)	234	255794			41.29- 101.29	71.29
92 Phenacetin						CAS #: 62-44-2		
8.176	8.176	(0.944)	109	434353	45.0000	46.1	80.00- 120.00	100.00
8.175	8.176	(0.943)	108	492667			83.43- 143.43	113.43
8.176	8.176	(0.944)	179	291174			37.04- 97.04	67.04
91 p-Phenylenediamine						CAS #: 106-50-3		
8.175	8.175	(0.943)	108	492667	45.0000	47.8	80.00- 120.00	100.00
8.175	8.175	(0.943)	80	139337			0.00- 58.28	28.28
8.175	8.175	(0.943)	53	63965			0.00- 42.98	12.98
97 Pentachloronitrobenzene						CAS #: 82-68-8		
8.496	8.496	(0.980)	237	222393	45.0000	45.8	80.00- 120.00	100.00
8.497	8.496	(0.981)	295	86257			8.79- 68.79	38.79
8.494	8.496	(0.980)	142	156447			40.35- 100.35	70.35
98 4-Aminobiphenyl						CAS #: 92-67-1		
8.483	8.483	(0.979)	169	1048062	45.0000	44.9	80.00- 120.00	100.00
8.483	8.483	(0.979)	168	232886			0.00- 52.22	22.22
8.482	8.483	(0.979)	115	127371			0.00- 42.15	12.15
99 Pronamide						CAS #: 23950-58-5		
8.541	8.541	(0.986)	173	541139	45.0000	46.6	80.00- 120.00	100.00
8.542	8.541	(0.986)	175	352830			35.20- 95.20	65.20
8.541	8.541	(0.986)	145	209485			8.71- 68.71	38.71

RT	EXP RT	REL RT	MASS	RESPONSE	AMOUNTS CAL-AMT (ug/ml)	AMOUNTS ON-COL (ug/ml)	TARGET RANGE	RATIO
* 100 Phenanthrene-d10						CAS #: 1517-22-2		
8.665	8.665	(1.000)	188	1351286	40.0000		80.00- 120.00	100.00
8.664	8.665	(1.000)	94	84391			0.00- 36.25	6.25
8.664	8.665	(1.000)	80	103698			0.00- 37.67	7.67
102 Dinoseb						CAS #: 88-85-7		
8.662	8.662	(1.000)	211	346537	45.0000	45.0	80.00- 120.00	100.00
8.662	8.662	(1.000)	163	134374			8.78- 68.78	38.78
8.661	8.662	(1.000)	117	77074			0.00- 52.24	22.24
106 4-Nitroquinoline-1-oxide						CAS #: 56-57-5		
9.448	9.448	(1.090)	174	11347	45.0000	32.2	80.00- 120.00	100.00
9.448	9.448	(1.090)	128	27398			211.46- 271.46	241.46
9.450	9.448	(1.091)	101	46839			382.79- 442.79	412.79
107 Methapyrilene						CAS #: 91-80-5		
9.517	9.517	(1.098)	97	22082	45.0000	48.8	80.00- 120.00	100.00
9.517	9.517	(1.098)	58	21453			67.15- 127.15	97.15
9.518	9.517	(1.098)	191	4199			0.00- 49.02	19.02
108 Isodrin						CAS #: 465-73-6		
9.704	9.704	(1.120)	193	181059	45.0000	44.0	80.00- 120.00	100.00
9.703	9.704	(1.120)	66	165578			61.45- 121.45	91.45
9.704	9.704	(1.120)	195	154762			55.48- 115.48	85.48
113 Aramite						CAS #: 140-57-8		
10.277	10.277	(0.913)	185	187018	45.0000	44.9	80.00- 120.00	100.00(M)
10.277	10.277	(0.913)	191	97230			21.99- 81.99	51.99
10.203	10.277	(0.906)	319	69648			7.24- 67.24	37.24
114 p-Dimethylamino azobenzene						CAS #: 60-11-7		
10.368	10.368	(0.921)	225	475322	45.0000	46.3	80.00- 120.00	100.00
10.367	10.368	(0.921)	120	413936			57.09- 117.09	87.09
10.366	10.368	(0.921)	77	477658			70.49- 130.49	100.49
115 Chlorobenzilate						CAS #: 510-15-6		
10.411	10.411	(0.925)	251	731859	45.0000	46.1	80.00- 120.00	100.00
10.411	10.411	(0.925)	253	476711			35.14- 95.14	65.14
10.410	10.411	(0.925)	139	634289			56.67- 116.67	86.67
116 Kepone						CAS #: 143-50-0		
10.746	10.746	(0.954)	272	30381	45.0000	11.2	80.00- 120.00	100.00
10.745	10.746	(0.954)	274	23848			48.50- 108.50	78.50
10.745	10.746	(0.954)	237	18137			29.70- 89.70	59.70
117 3,3-Dimethylbenzidine						CAS #: 119-93-7		
10.700	10.700	(0.950)	212	1444976	45.0000	46.3	80.00- 120.00	100.00
10.699	10.700	(0.950)	106	91184			0.00- 36.31	6.31
10.700	10.700	(0.950)	180	112178			0.00- 37.76	7.76
119 2-Acetylaminofluorene						CAS #: 53-96-3		
10.950	10.950	(0.973)	181	862223	45.0000	47.9	80.00- 120.00	100.00
10.950	10.950	(0.973)	223	567289			35.79- 95.79	65.79

RT	EXP RT	REL RT	MASS	RESPONSE	AMOUNTS CAL-AMT (ug/ml)	AMOUNTS ON-COL (ug/ml)	TARGET RANGE	RATIO
119 2-Acetylaminofluorene (continued)								
10.950	10.950	(0.973)	180	748512			56.81- 116.81	86.81
* 121 Chrysene-d12						CAS #: 1719-03-5		
11.259	11.259	(1.000)	240	1745174	40.0000		80.00- 120.00	100.00
11.257	11.259	(1.000)	120	85538			0.00- 34.90	4.90
11.259	11.259	(1.000)	236	463493			0.00- 56.56	26.56
126 7,12-Dimethylbenz(a)anthracen						CAS #: 57-97-6		
12.227	12.227	(0.972)	256	1166200	45.0000	46.2	80.00- 120.00	100.00
12.227	12.227	(0.972)	241	662759			26.83- 86.83	56.83
12.227	12.227	(0.972)	239	538055			16.14- 76.14	46.14
* 130 Perylene-d12						CAS #: 1520-96-3		
12.576	12.576	(1.000)	264	1771944	40.0000		80.00- 120.00	100.00
12.576	12.576	(1.000)	260	437162			0.00- 54.67	24.67
12.575	12.576	(1.000)	265	409059			0.00- 53.09	23.09
131 3-Methylcholanthrene						CAS #: 56-49-5		
12.836	12.836	(1.021)	268	1297999	45.0000	45.7	80.00- 120.00	100.00
12.836	12.836	(1.021)	252	557790			12.97- 72.97	42.97
12.836	12.836	(1.021)	253	486228			7.46- 67.46	37.46
132 Dibenz(a,j)acridine						CAS #: 224-42-0		
13.410	13.410	(1.066)	279	1906467	45.0000	46.6	80.00- 120.00	100.00
13.410	13.410	(1.066)	280	462560			0.00- 54.26	24.26
13.410	13.410	(1.066)	277	293752			0.00- 45.41	15.41

QC Flag Legend

M - Compound response manually integrated.

Data File: \\Svecd04\DD\chem\smsd03.i\S3050412.b\AP9CCV1.D
Date : 04-MAY-2012 09:00
Client ID: AP9CCV1
Sample Info: 45958
Purge Volume: 1000.0
Column phase: HPMS-5

Instrument: smsd03.i
Operator: PEL
Column diameter: 0.25

2556

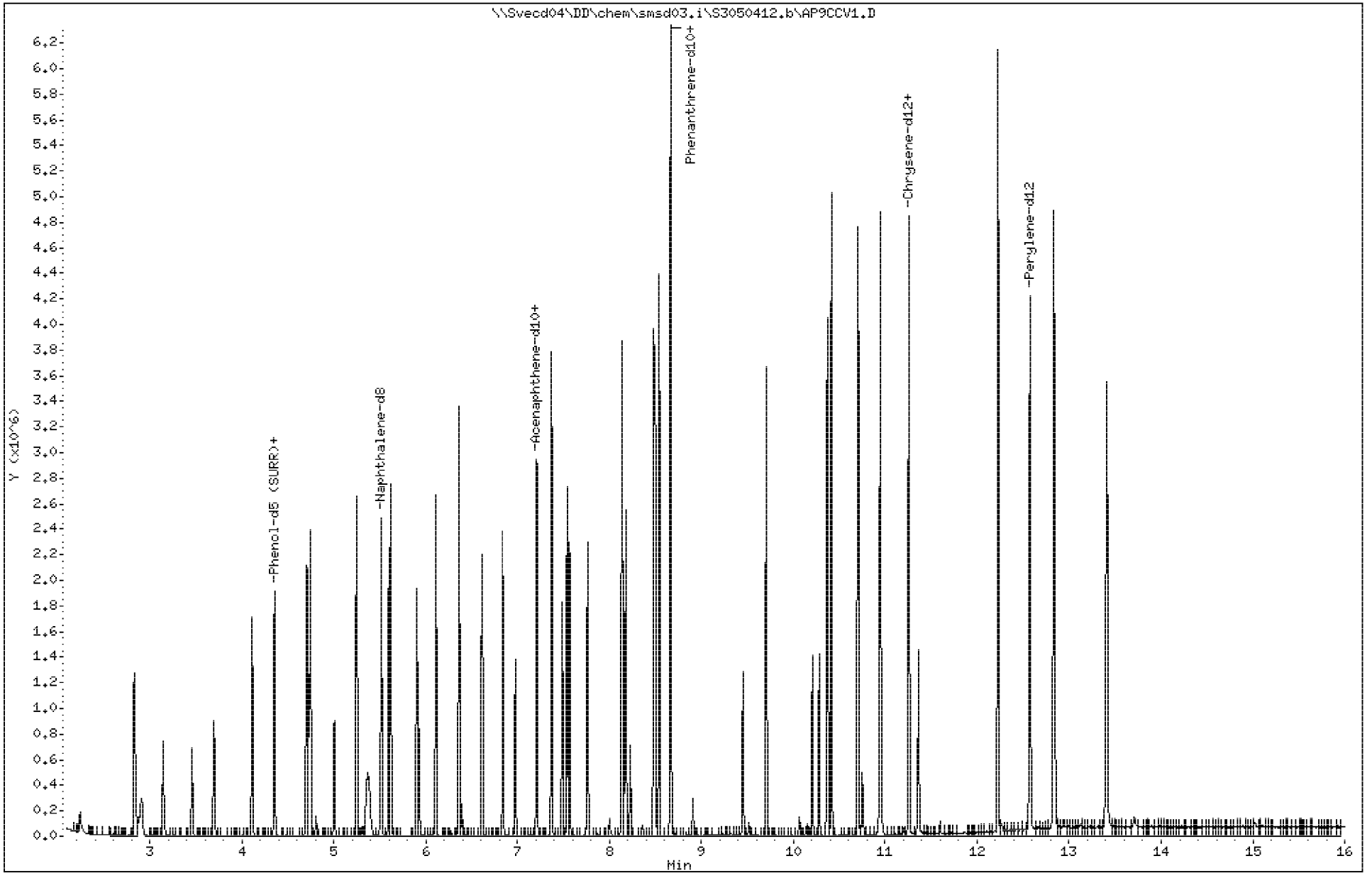

3505892

Data File: \\Svecd04\DD\chem\smsd03.i\S3050412.b\AP9CCV1.D

Date : 04-MAY-2012 09:00

Client ID: AP9CCV1

Instrument: smsd03.i

Sample Info: 45958

Purge Volume: 1000.0

Operator: PEL

Column phase: HPMS-5

Column diameter: 0.25

3 2- Picoline

Concentration: 43.2 ug/l

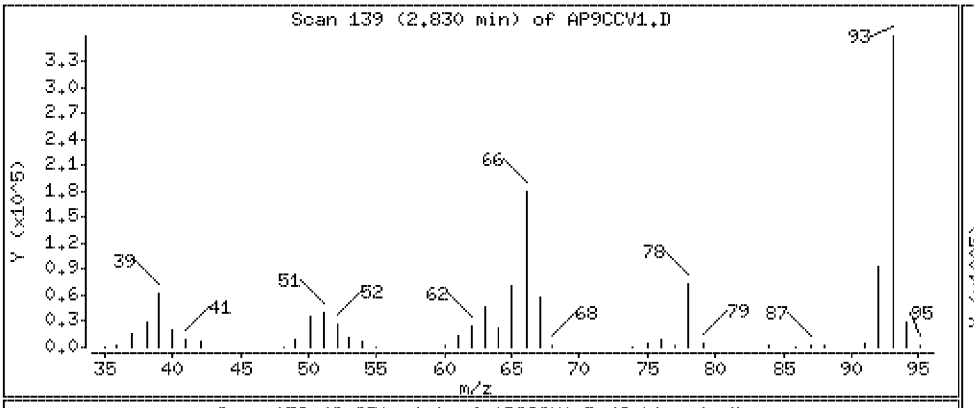

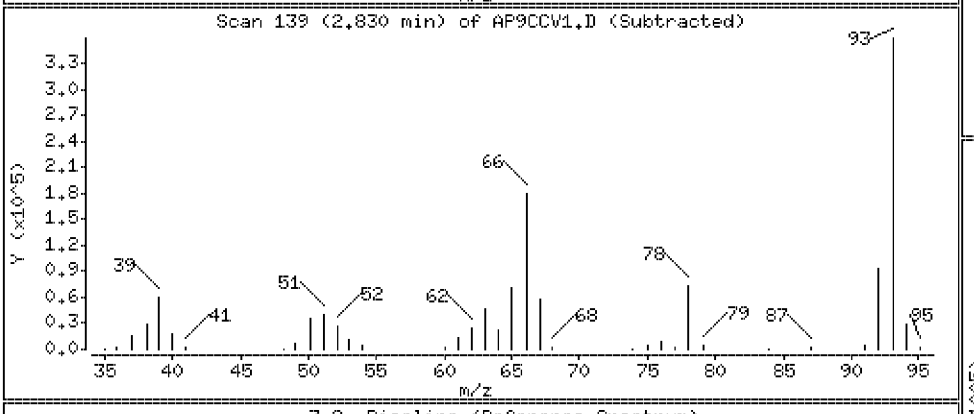

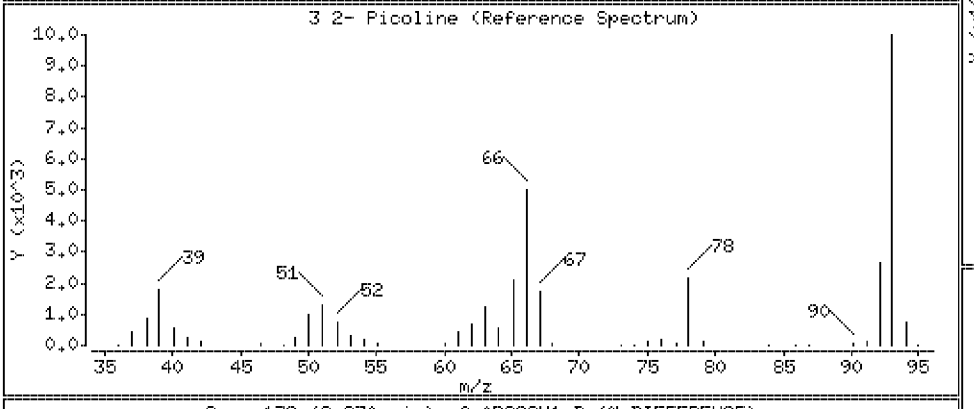

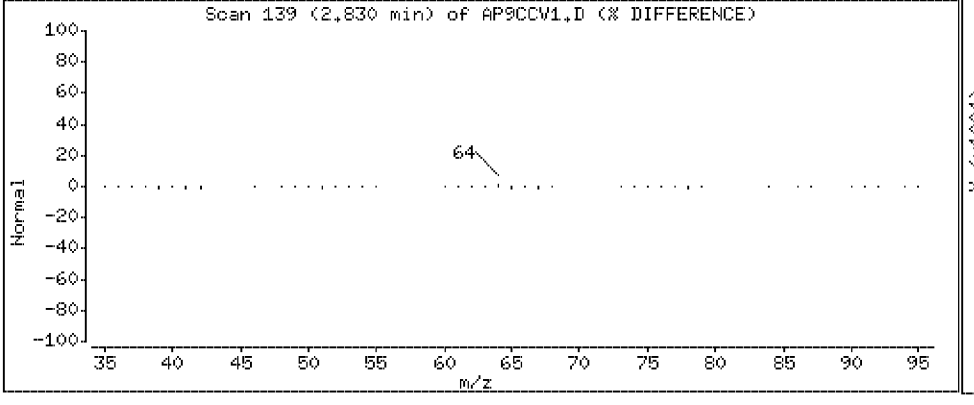

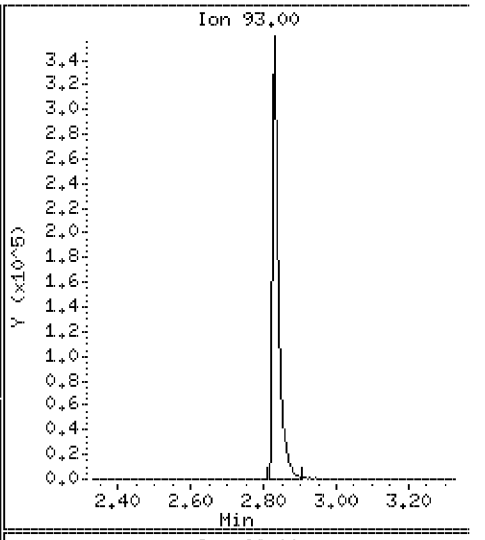

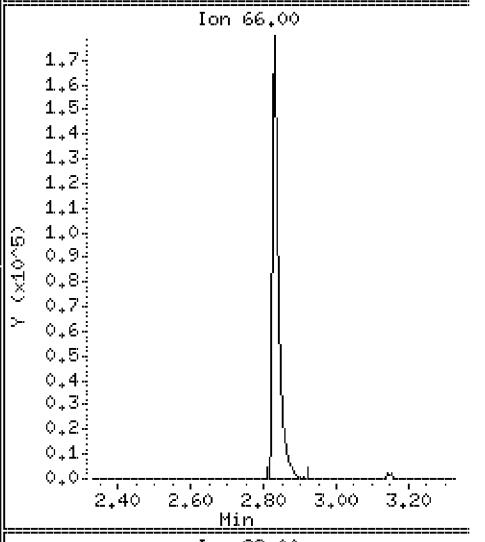

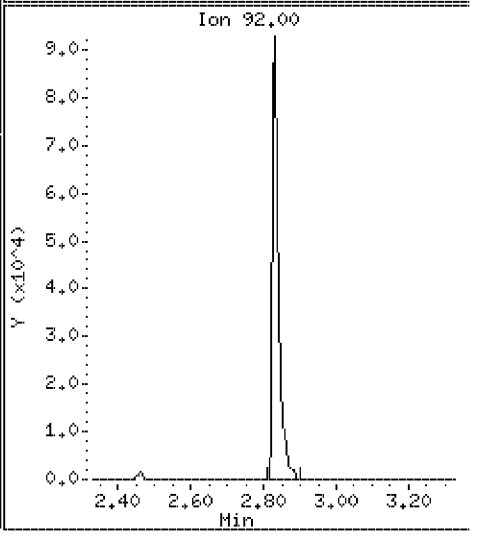

Data File: \\Svecd04\DD\chem\smsd03.i\S3050412.b\AP9CCV1.D

Date : 04-MAY-2012 09:00

Client ID: AP9CCV1 | Instrument: smsd03.i

Sample Info: 45958

Purge Volume: 1000.0 | Operator: PEL

Column phase: HPMS-5 | Column diameter: 0.25

4 N-Nitrosomethylethylamine | Concentration: 44.0 ug/l

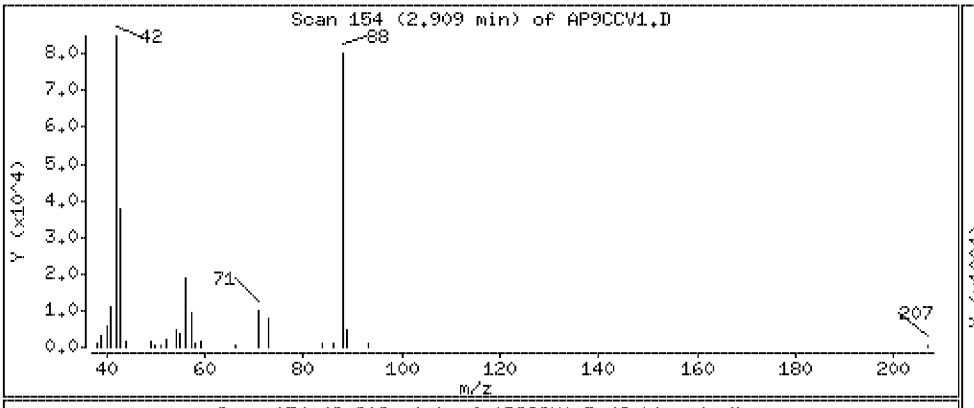

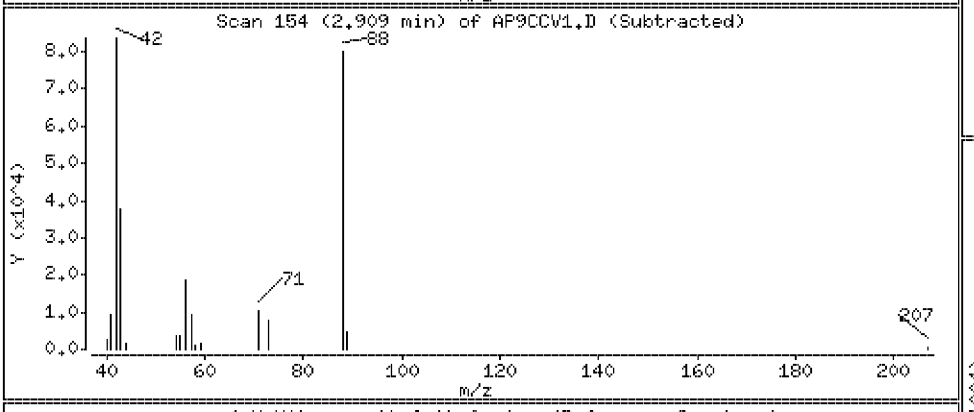

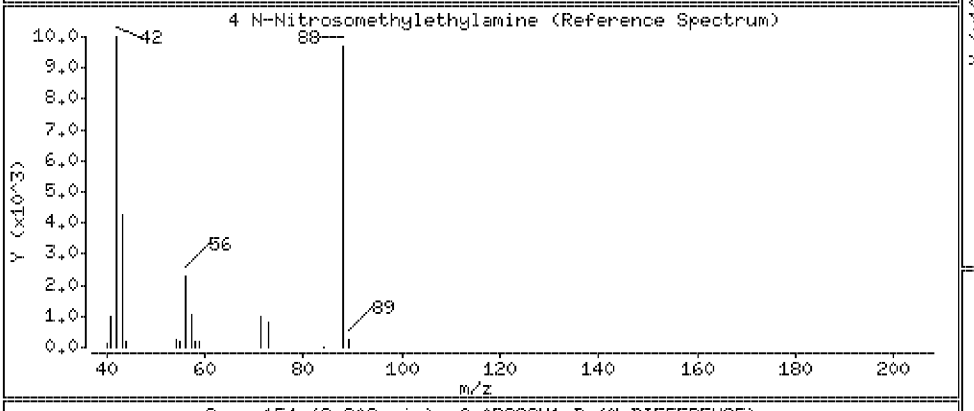

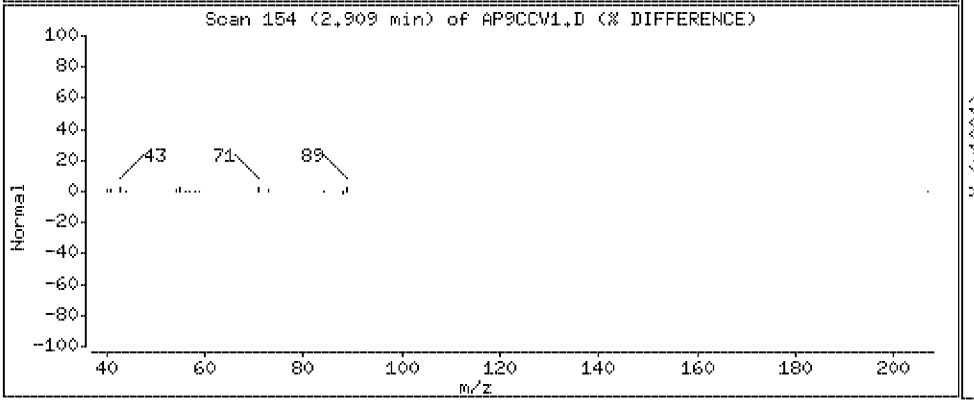

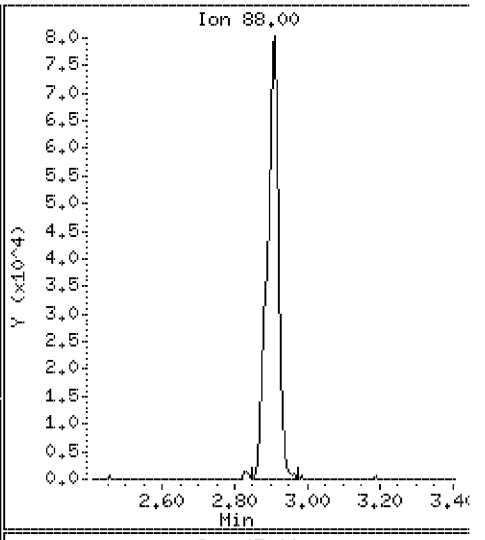

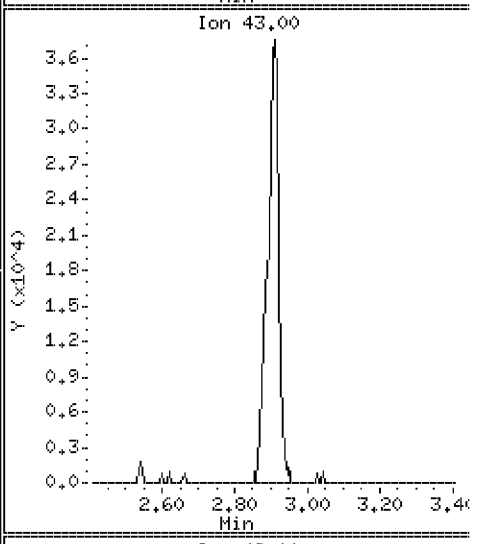

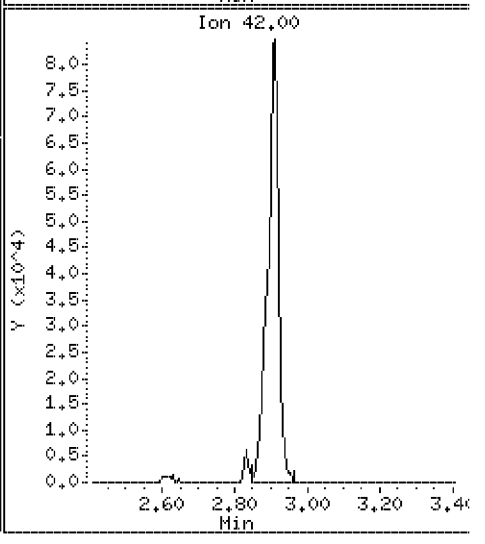

Data File: \\Svecd04\DD\chem\smsd03.i\S3050412.b\AP9CCV1.D

Date : 04-MAY-2012 09:00

Client ID: AP9CCV1 | Instrument: smsd03.i

Sample Info: 45958

Purge Volume: 1000.0 | Operator: PEL

Column phase: HPMS-5 | Column diameter: 0.25

5 Methyl Methanesulfonate | Concentration: 44.4 ug/l

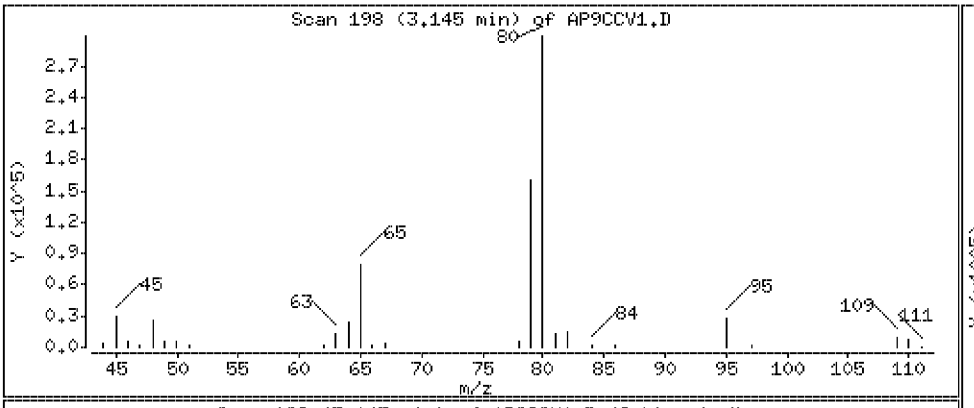

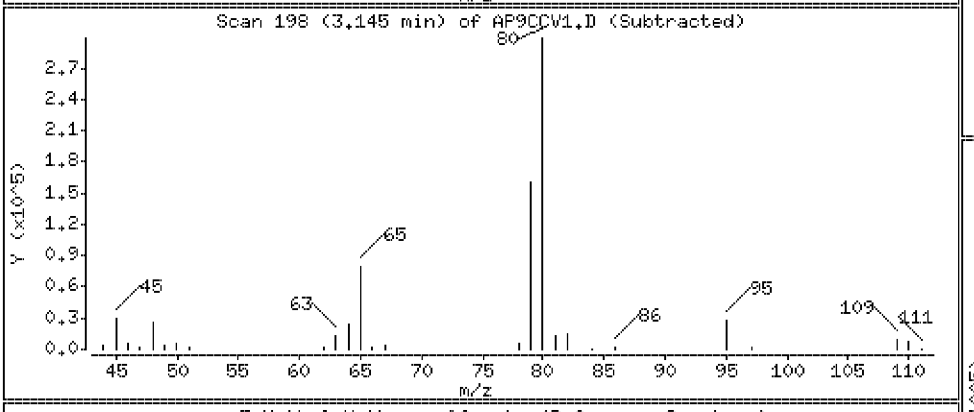

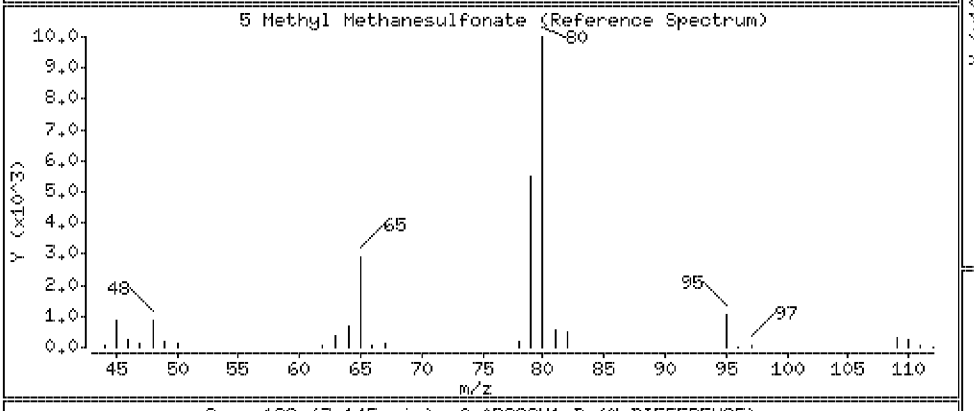

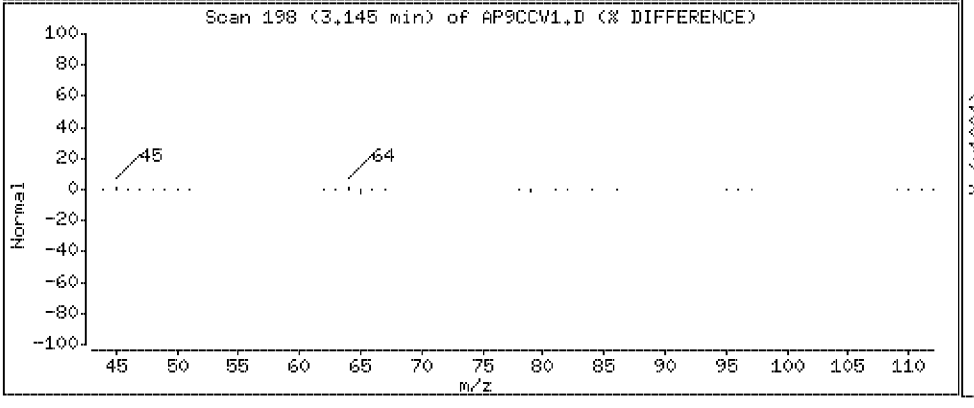

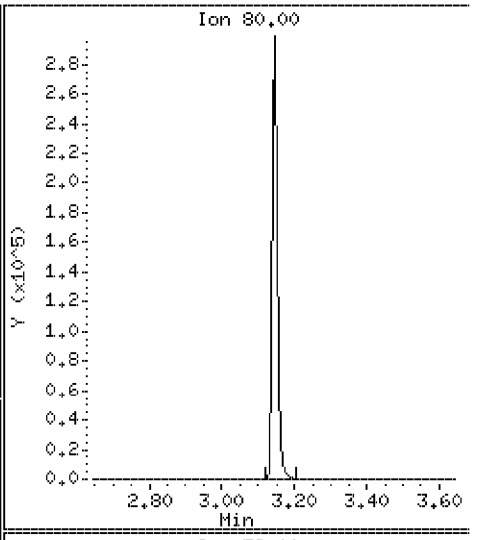

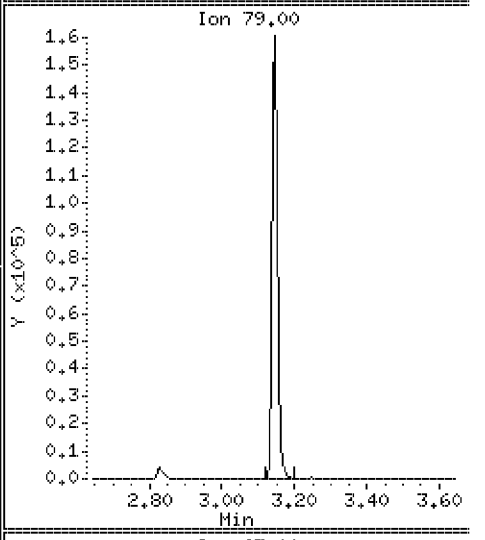

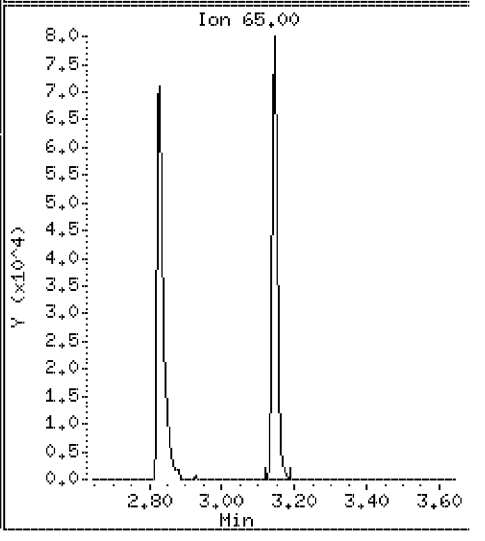

Data File: \\Svecd04\DD\chem\smsd03.i\S3050412.b\AP9CCV1.D

Date : 04-MAY-2012 09:00

Client ID: AP9CCV1 | Instrument: smsd03.i

Sample Info: 45958

Purge Volume: 1000.0 | Operator: PEL

Column phase: HPMS-5 | Column diameter: 0.25

7 N-Nitrosodiethylamine | Concentration: 44.4 ug/l

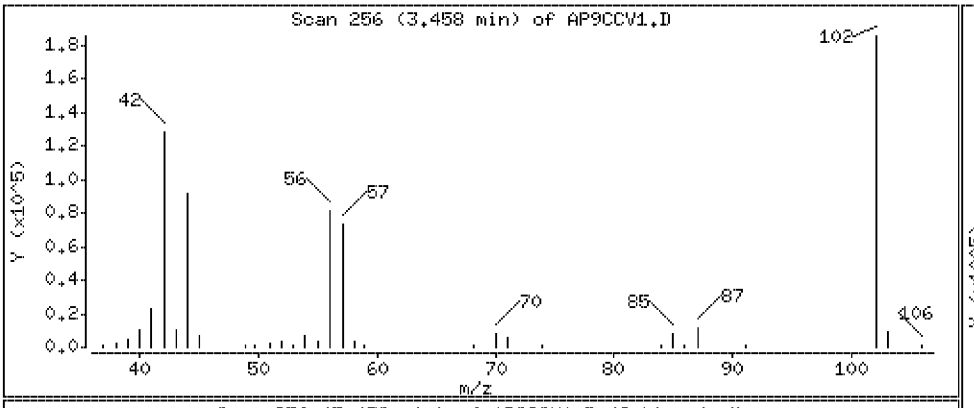

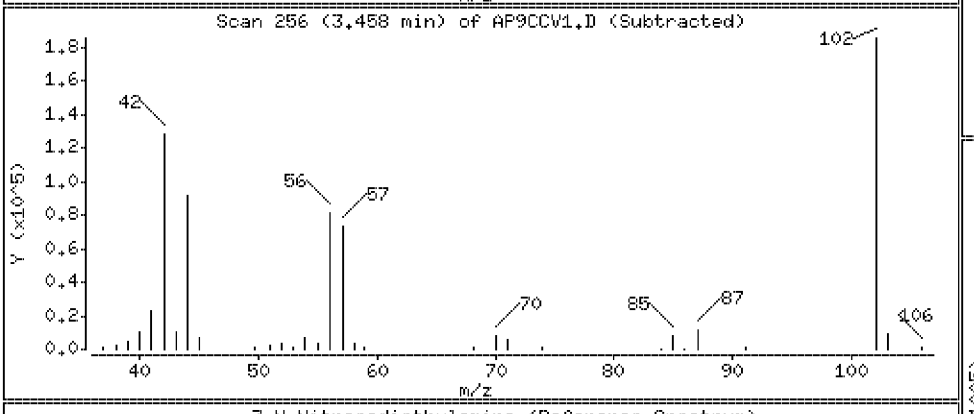

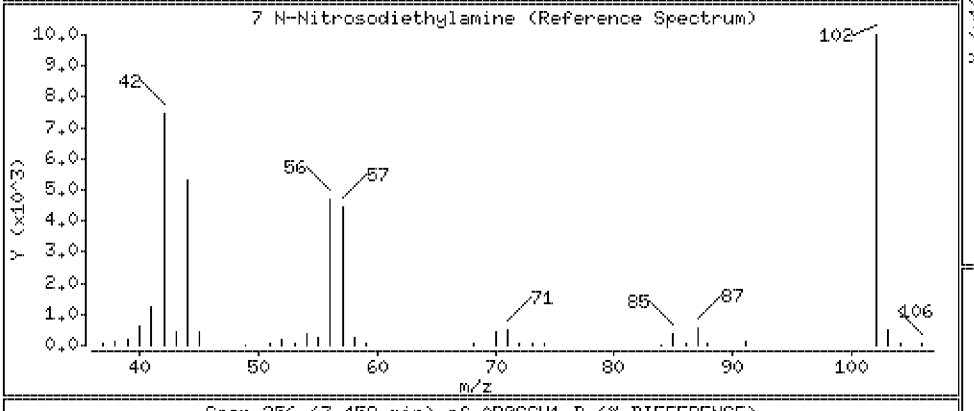

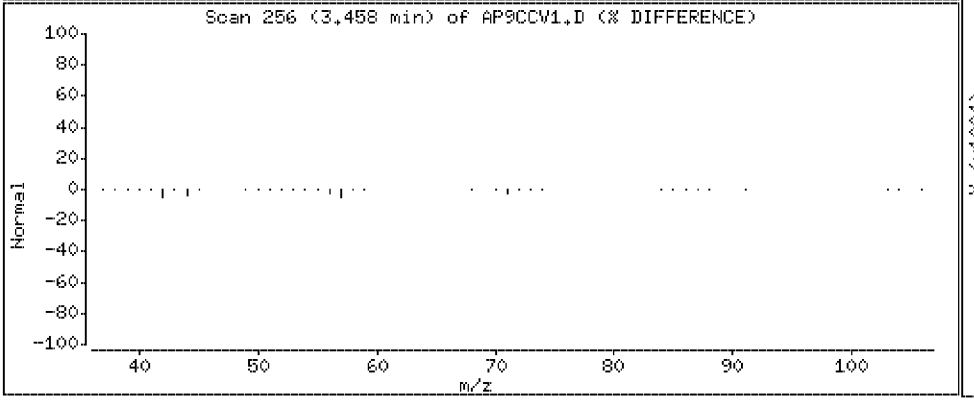

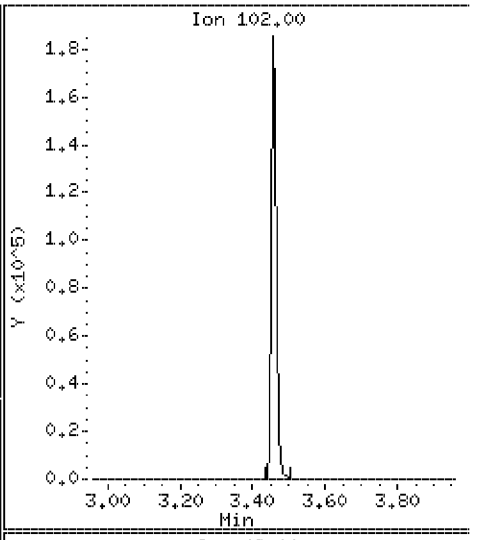

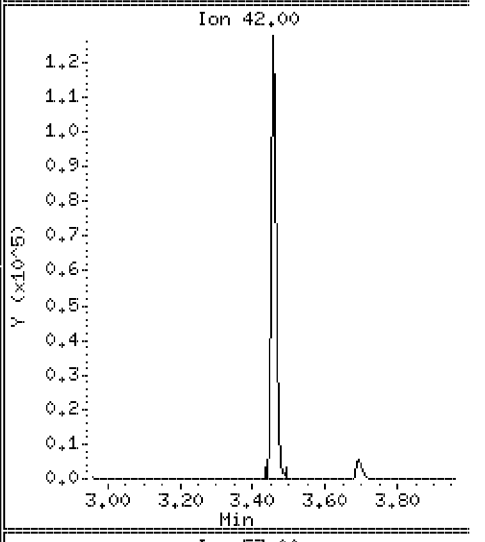

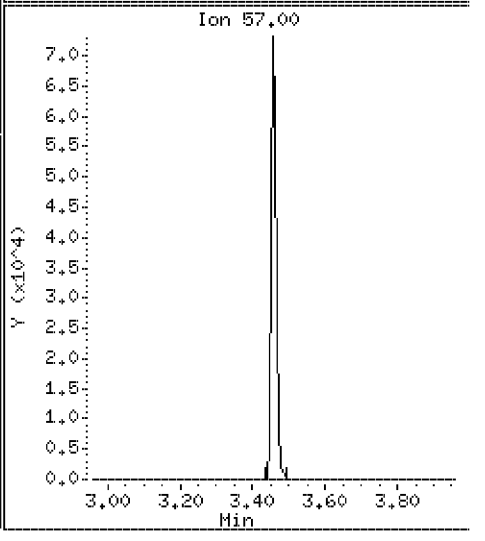

Data File: \\Svecd04\DD\chem\smsd03.i\S3050412.b\AP9CCV1.D

Date : 04-MAY-2012 09:00

Client ID: AP9CCV1

Instrument: smsd03.i

Sample Info: 45958

Purge Volume: 1000.0

Operator: PEL

Column phase: HPMS-5

Column diameter: 0.25

8 Ethyl Methanesulfonate

Concentration: 43.9 ug/l

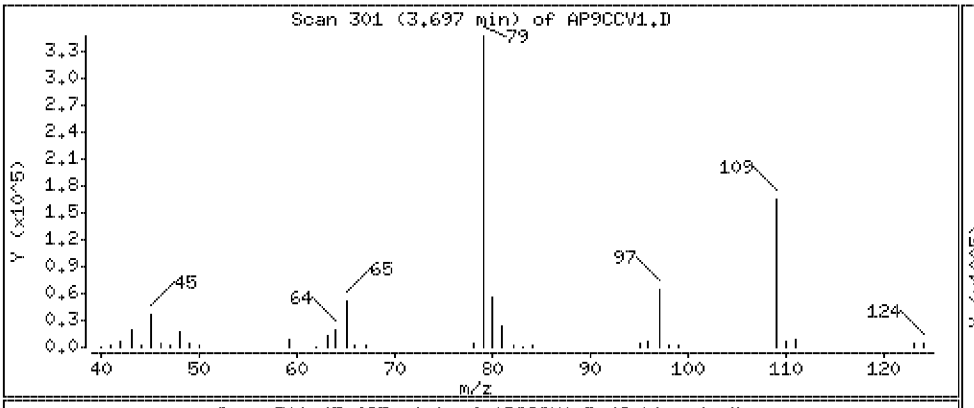

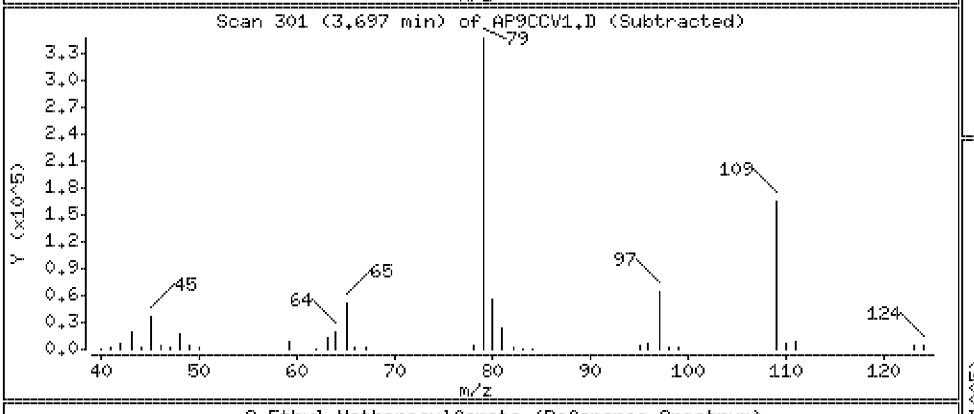

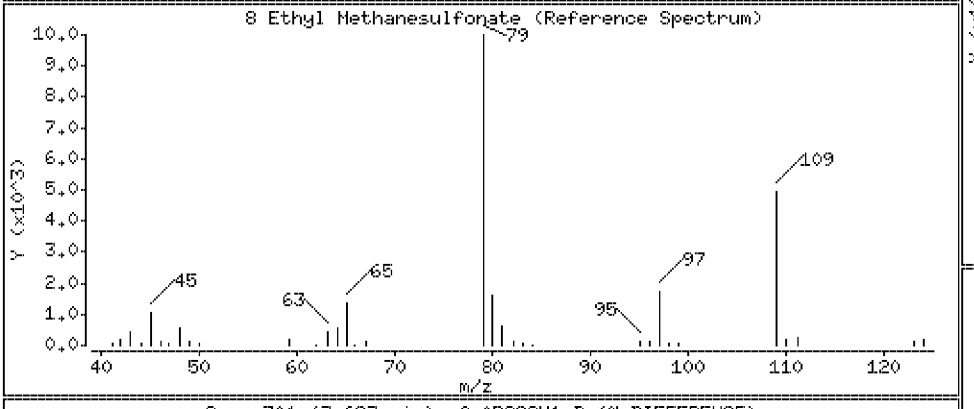

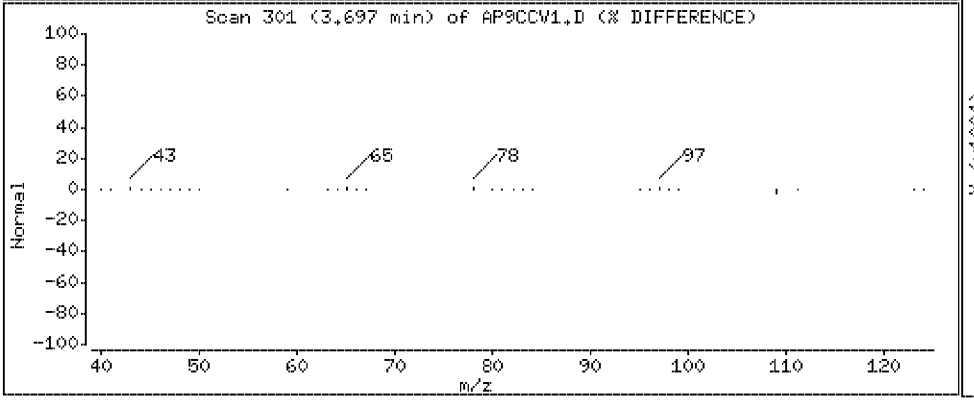

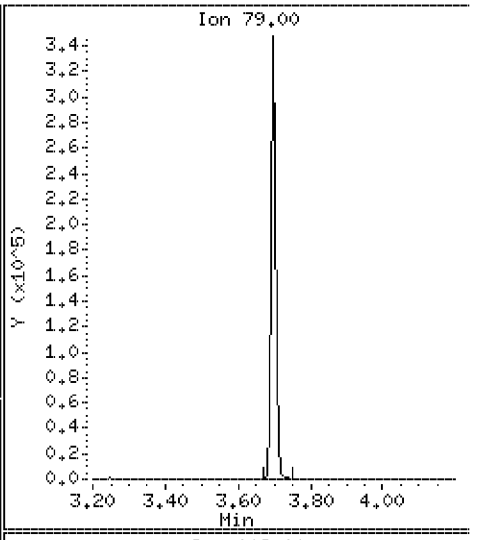

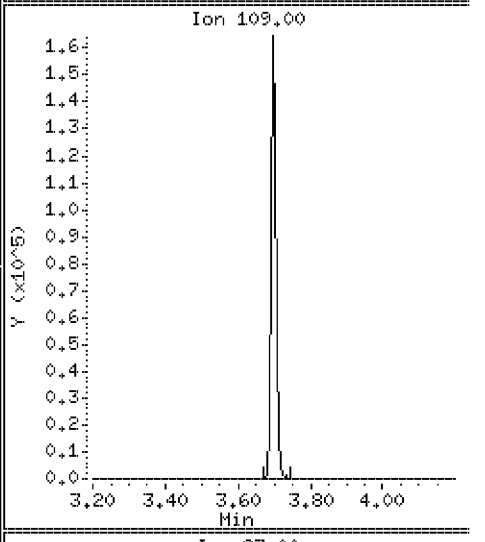

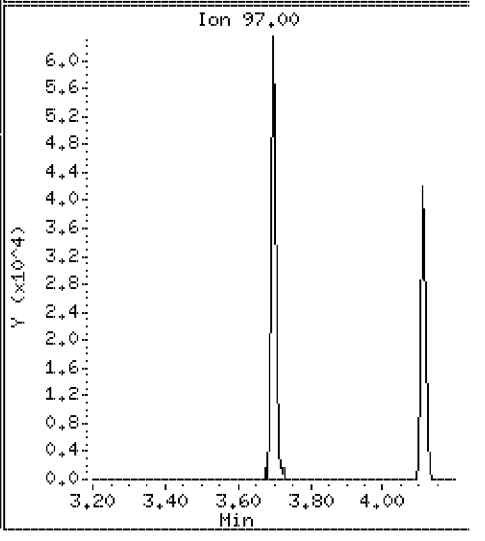

Data File: \\Svecd04\DD\chem\smsd03.i\S3050412.b\AP9CCV1.D

Date : 04-MAY-2012 09:00

Client ID: AP9CCV1 | Instrument: smsd03.i

Sample Info: 45958

Purge Volume: 1000.0 | Operator: PEL

Column phase: HPMS-5 | Column diameter: 0.25

12 Pentachloroethane | Concentration: 46.3 ug/l

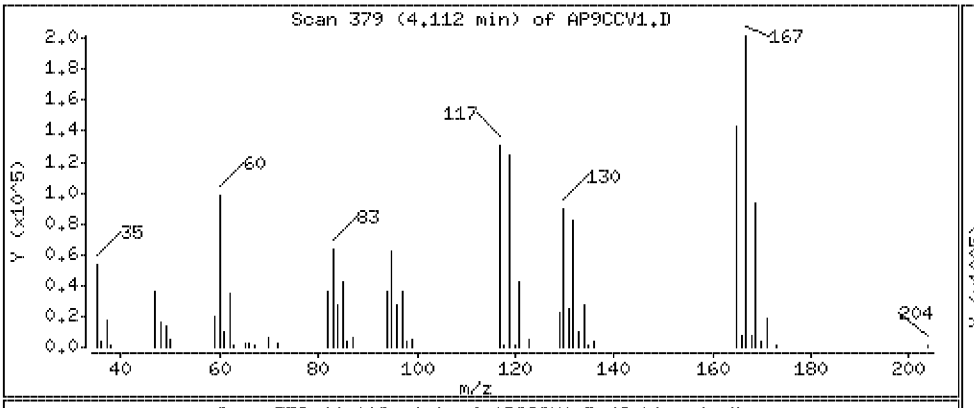

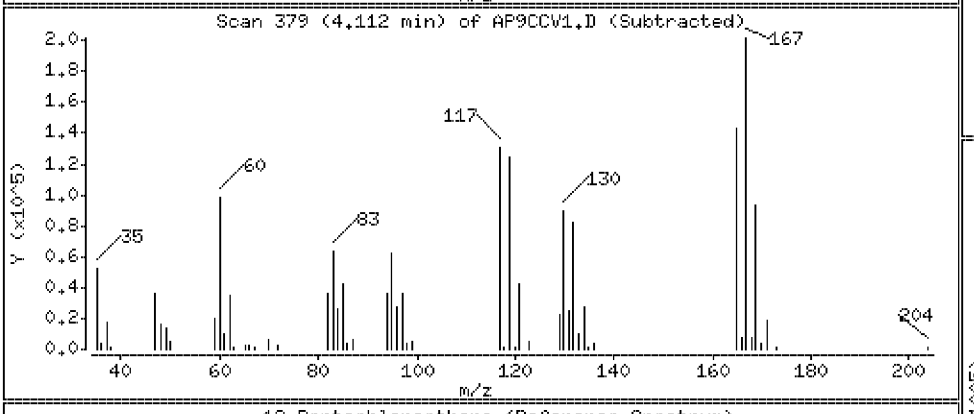

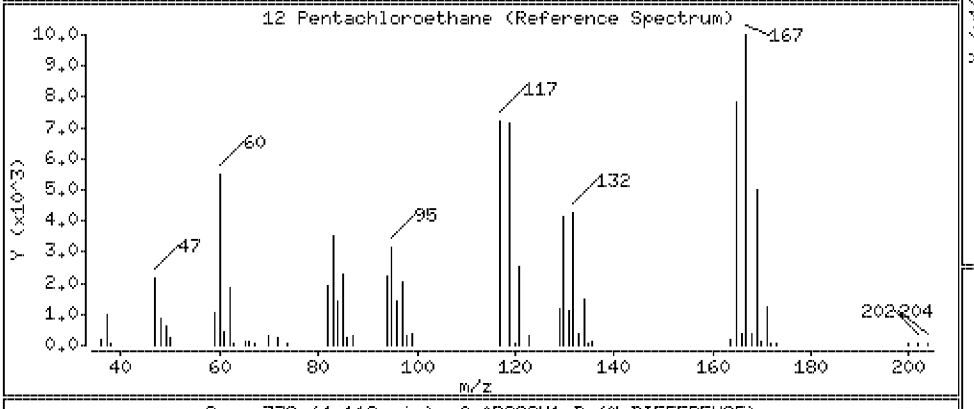

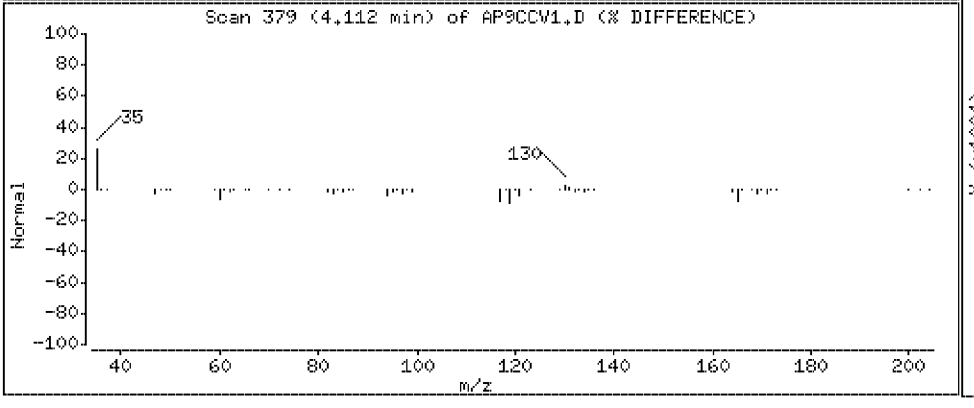

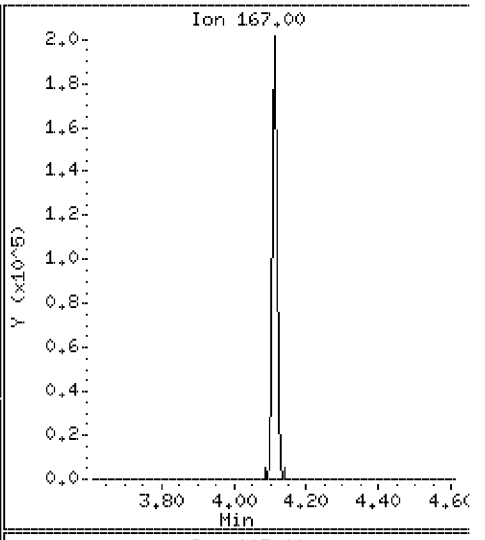

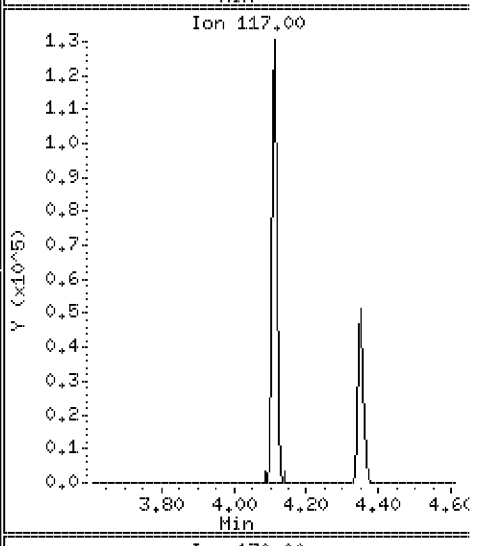

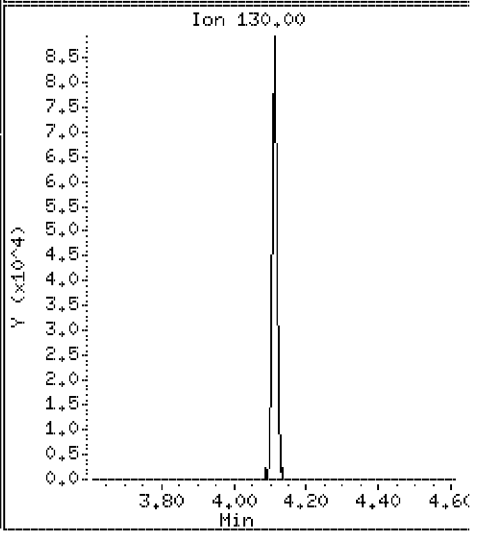

Data File: \\Svecd04\DD\chem\smsd03.i\S3050412.b\AP9CCV1.D

Date : 04-MAY-2012 09:00

Client ID: AP9CCV1 | Instrument: smsd03.i

Sample Info: 45958

Purge Volume: 1000.0 | Operator: PEL

Column phase: HPMS-5 | Column diameter: 0.25

24 N-Nitrosopyrrolidine | Concentration: 46.6 ug/l

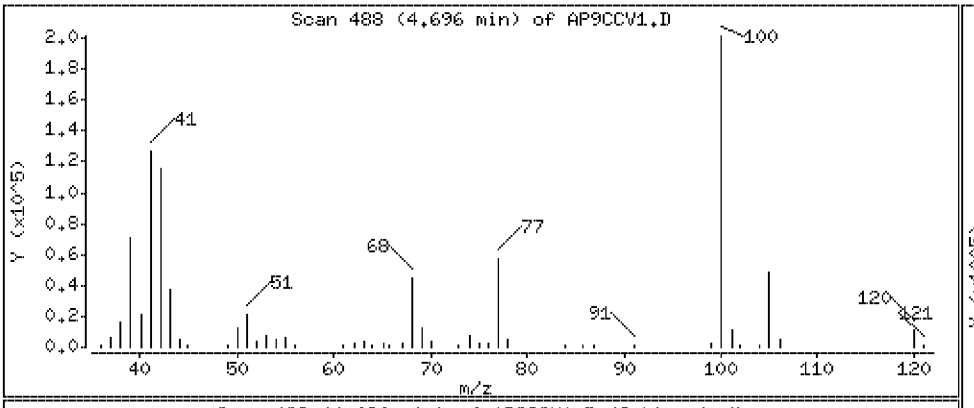

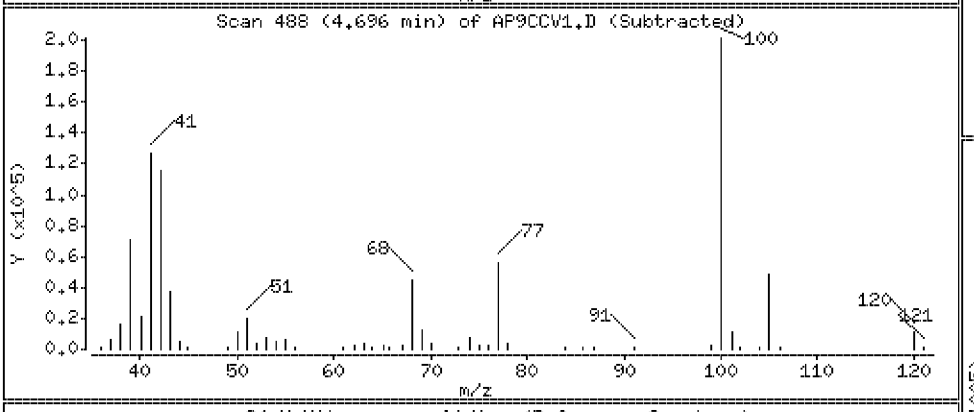

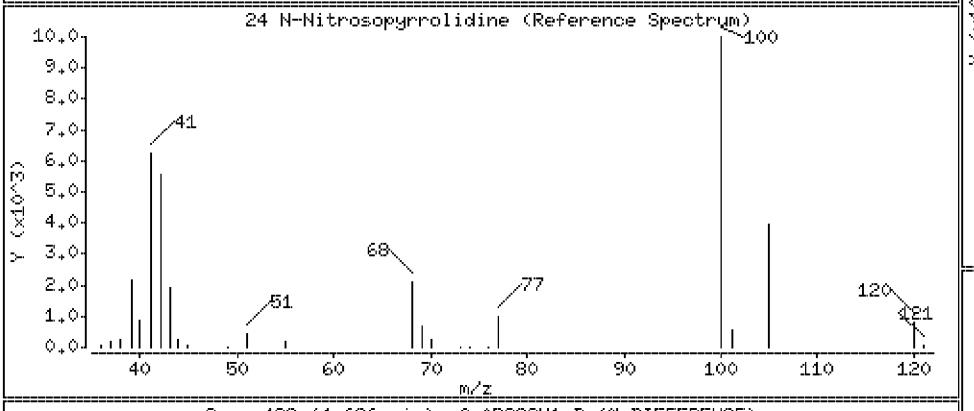

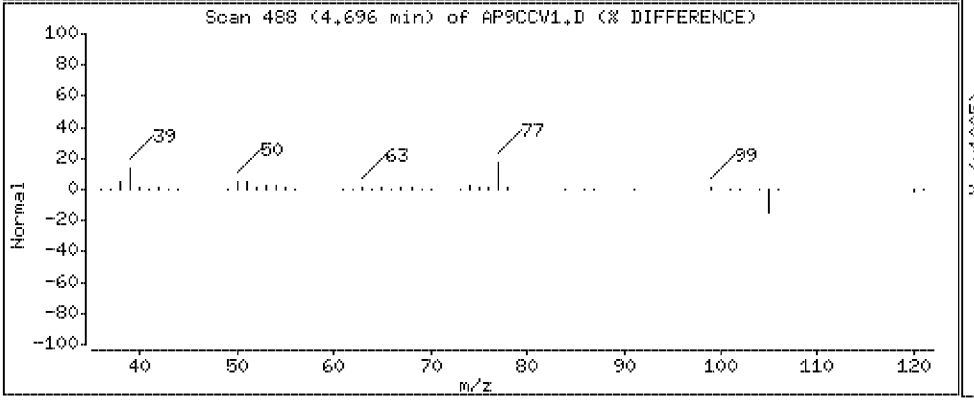

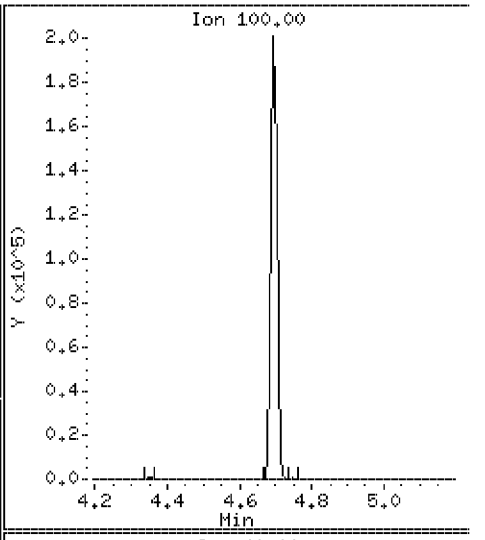

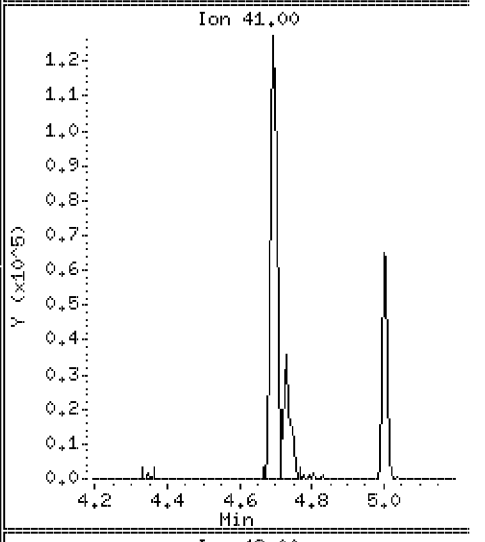

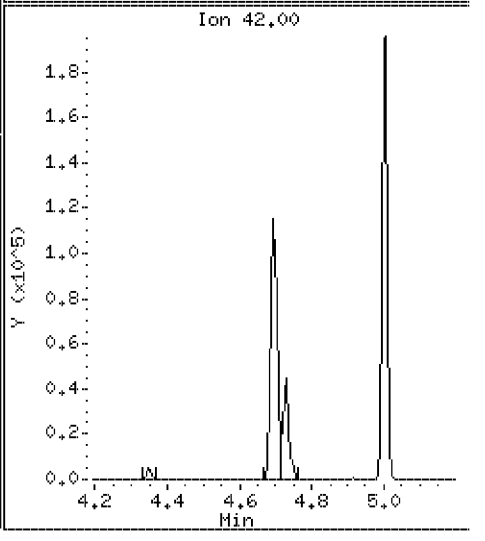

Data File: \\Svecd04\DD\chem\smsd03.i\S3050412.b\AP9CCV1.D

Date : 04-MAY-2012 09:00

Client ID: AP9CCV1 Instrument: smsd03.i

Sample Info: 45958

Purge Volume: 1000.0 Operator: PEL

Column phase: HPMS-5 Column diameter: 0.25

25 Acetophenone Concentration: 42.8 ug/l

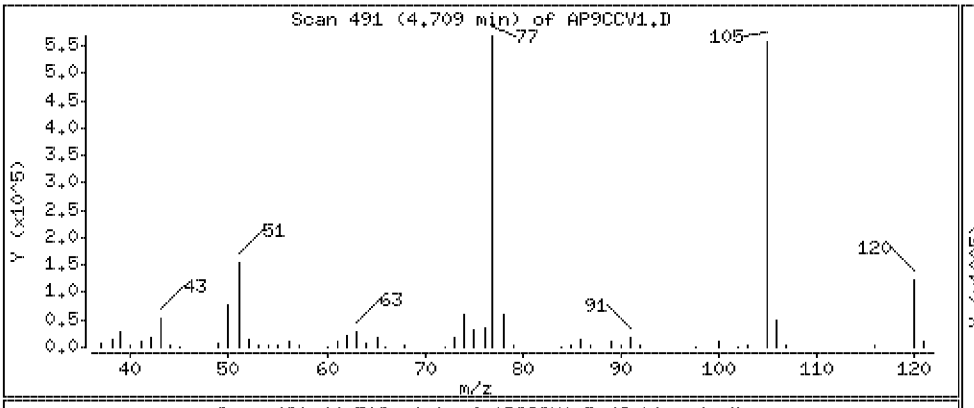

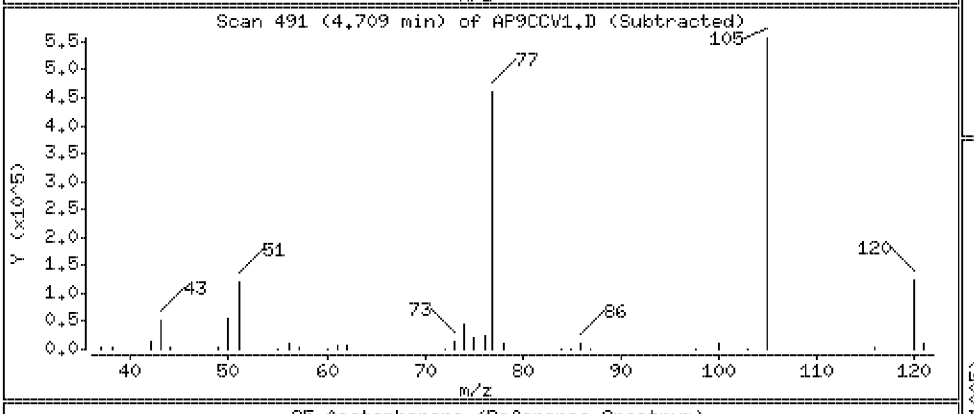

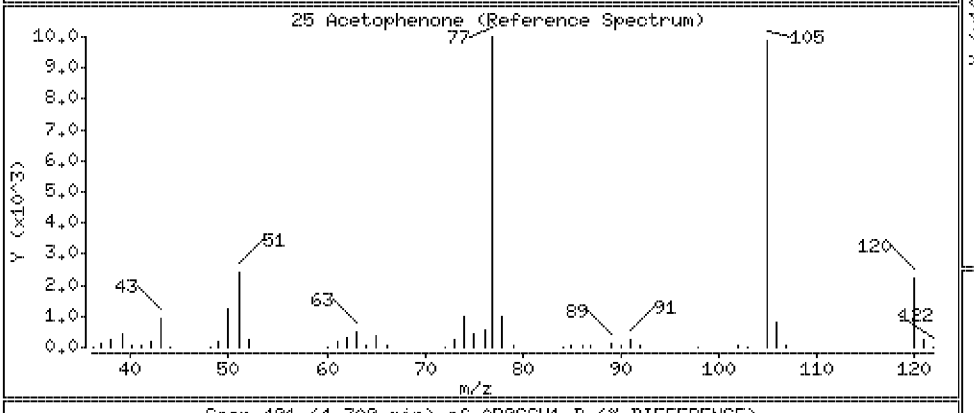

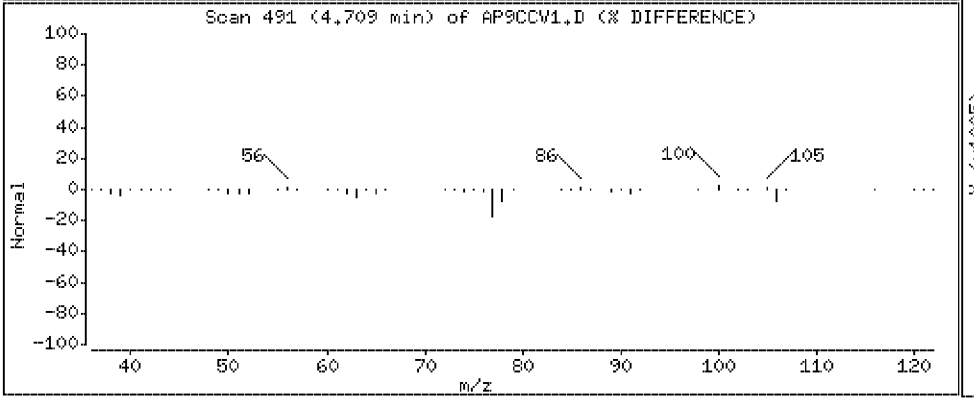

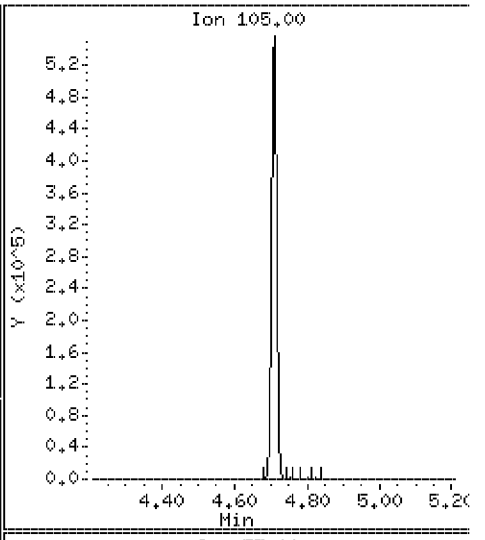

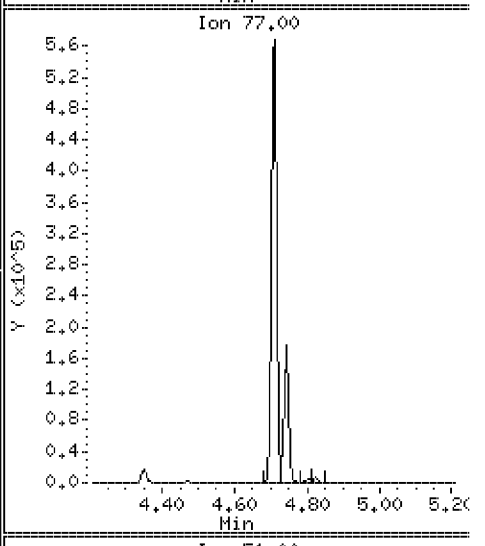

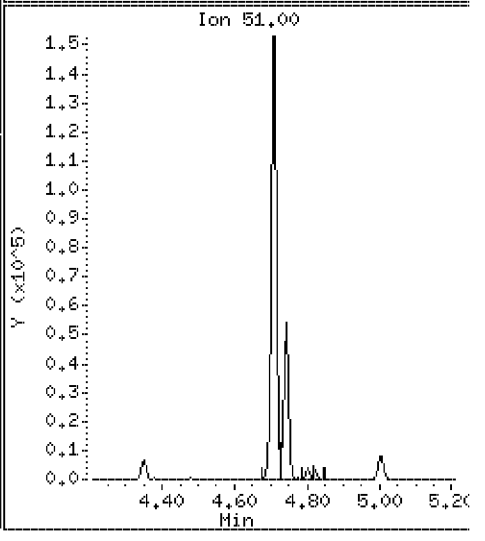

Data File: \\Svecd04\DD\chem\smsd03.i\S3050412.b\AP9CCV1.D

Date : 04-MAY-2012 09:00

Client ID: AP9CCV1 | Instrument: smsd03.i

Sample Info: 45958

Purge Volume: 1000.0 | Operator: PEL

Column phase: HPMS-5 | Column diameter: 0.25

27 N-Nitrosomorpholine | Concentration: 45.6 ug/l

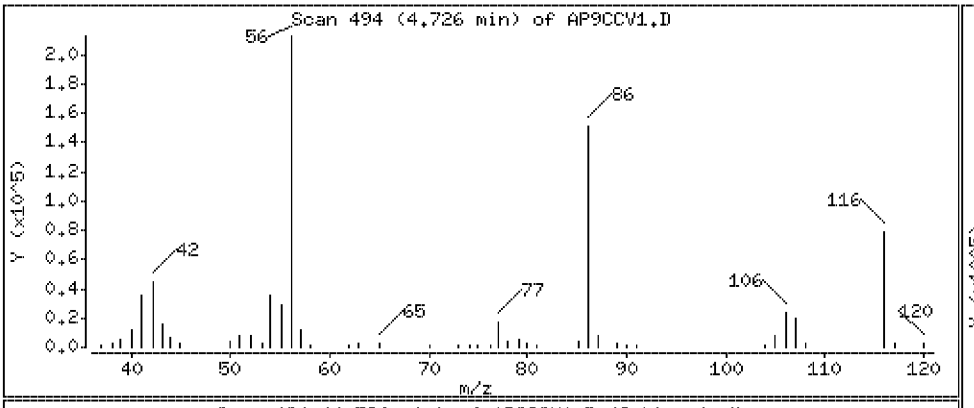

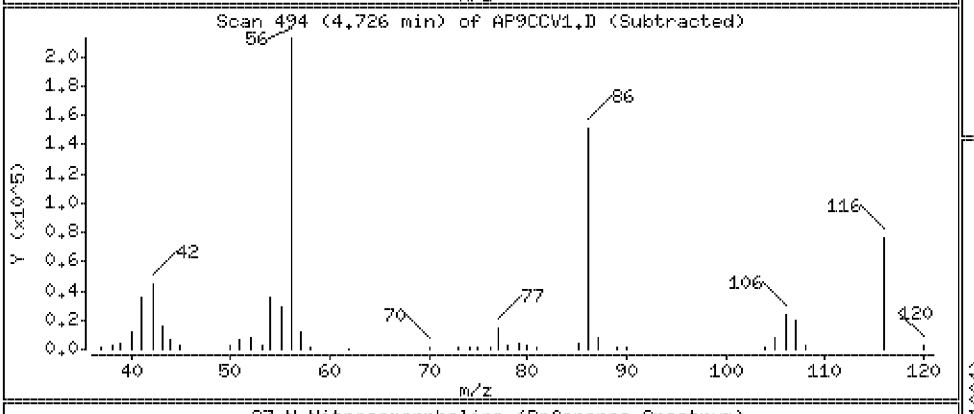

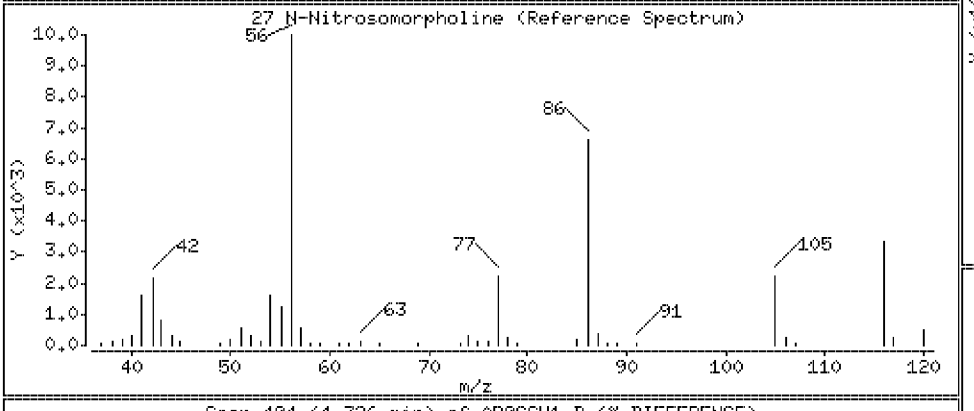

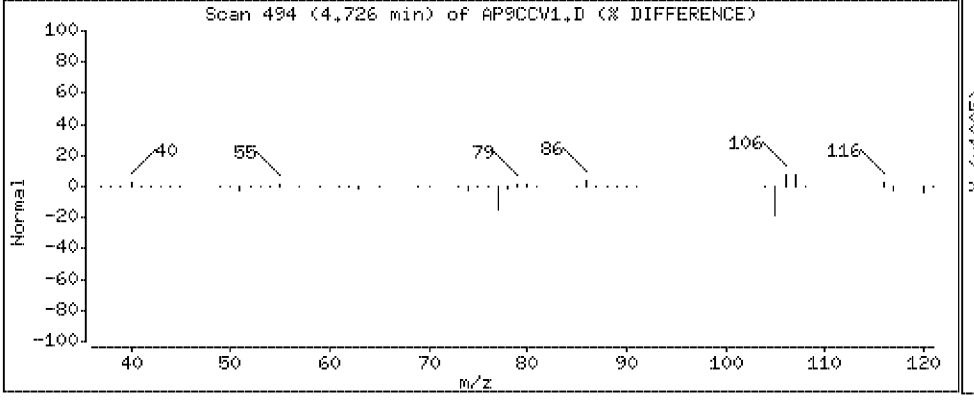

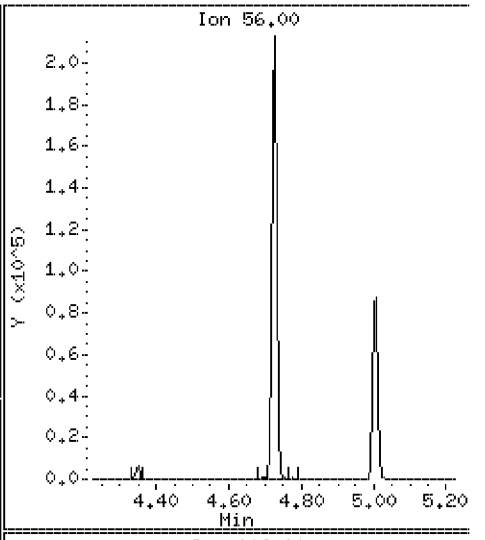

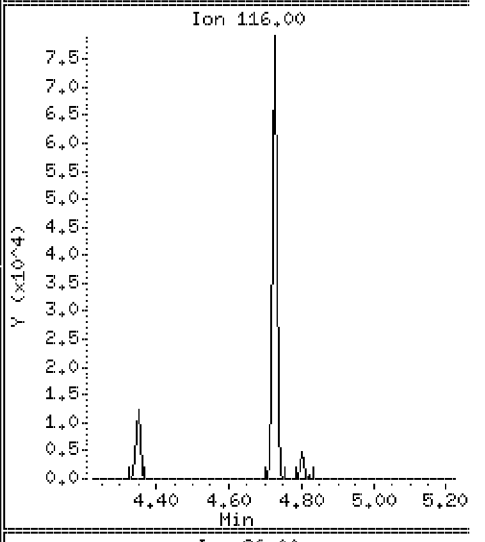

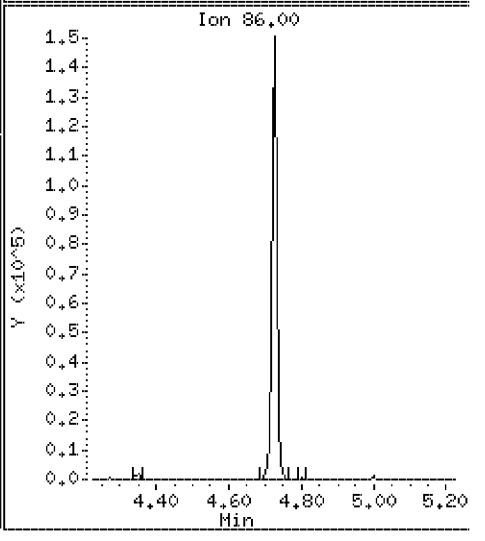

Data File: \\Svecd04\DD\chem\smsd03.i\S3050412.b\AP9CCV1.D

Date : 04-MAY-2012 09:00

Client ID: AP9CCV1 | Instrument: smsd03.i

Sample Info: 45958

Purge Volume: 1000.0 | Operator: PEL

Column phase: HPMS-5 | Column diameter: 0.25

29 o-Toluidine | Concentration: 43.9 ug/l

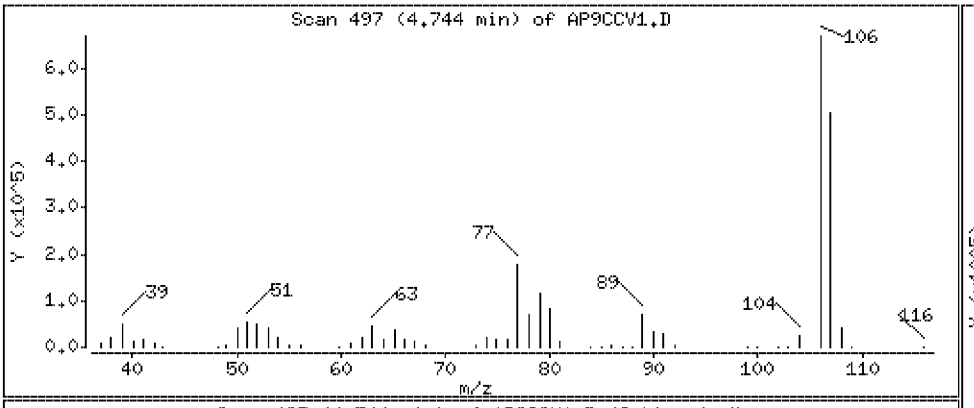

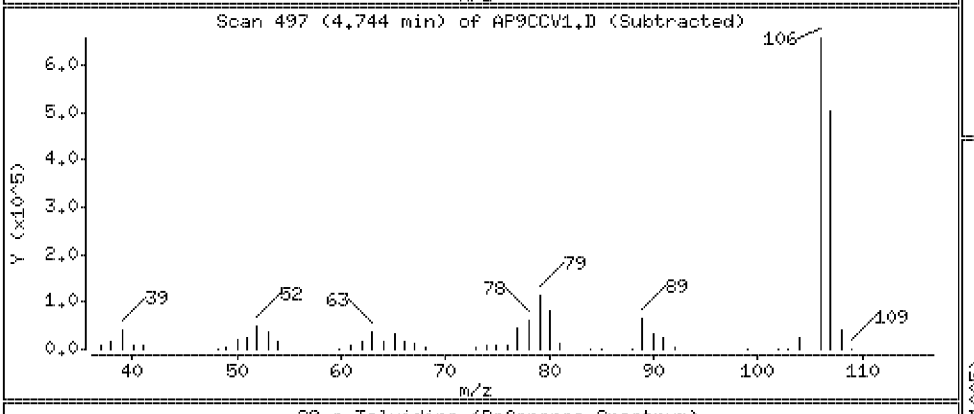

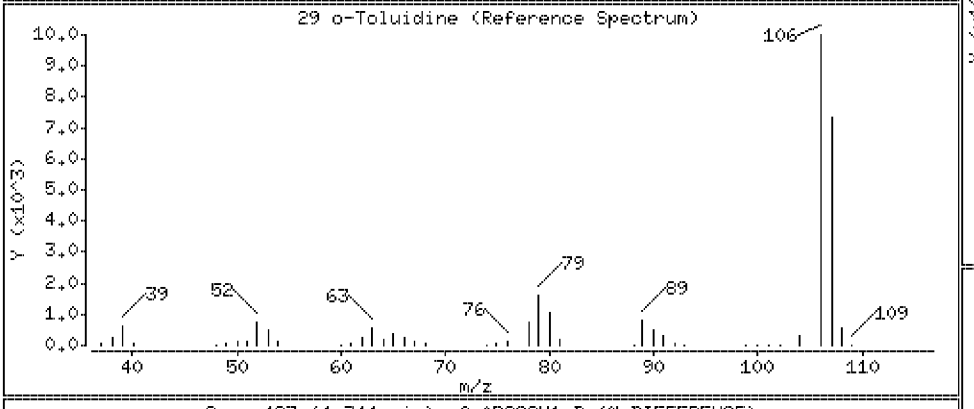

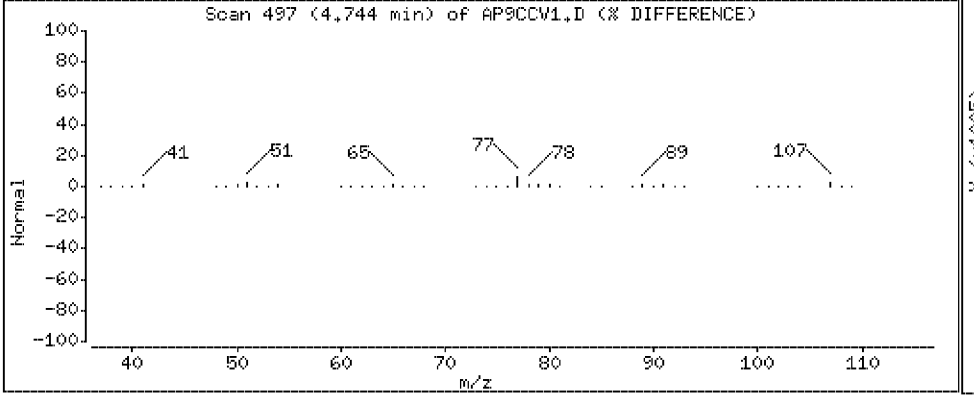

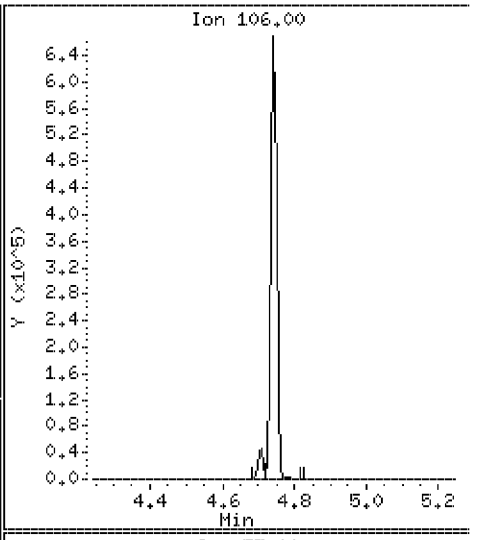

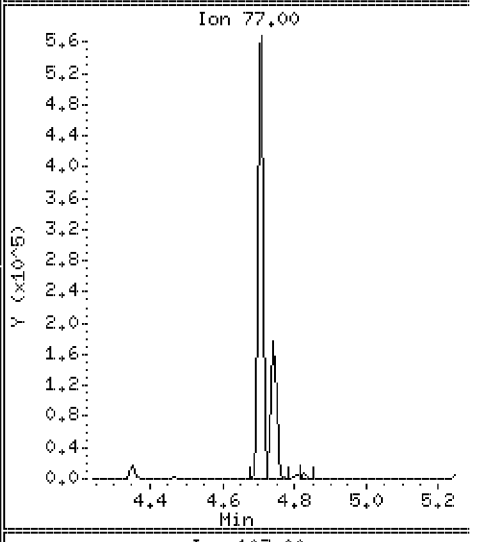

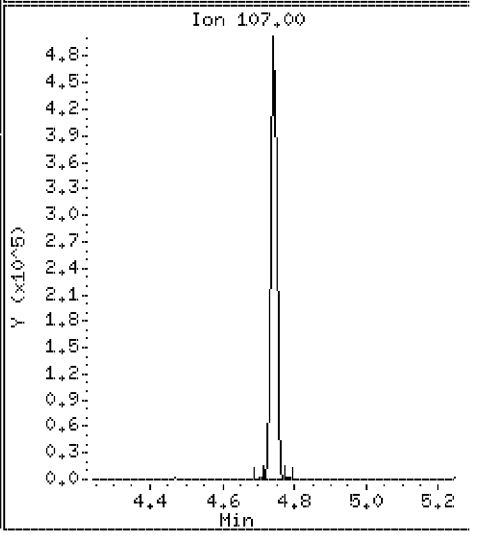

Data File: \\Svecd04\DD\chem\smsd03.i\S3050412.b\AP9CCV1.D

Date : 04-MAY-2012 09:00

Client ID: AP9CCV1 Instrument: smsd03.i

Sample Info: 45958

Purge Volume: 1000.0 Operator: PEL

Column phase: HPMS-5 Column diameter: 0.25

33 N-Nitrosopiperidine Concentration: 46.5 ug/l

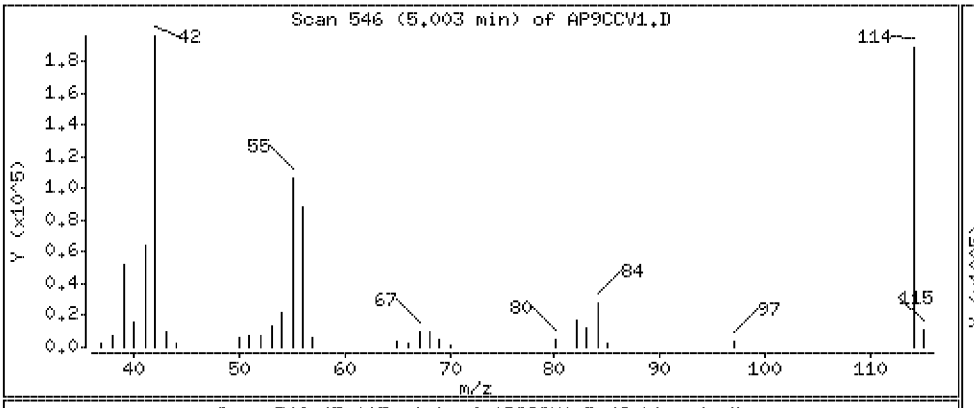

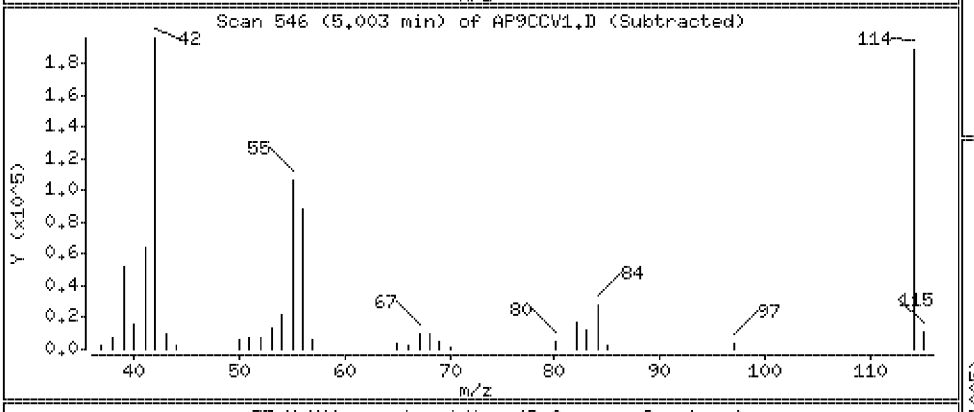

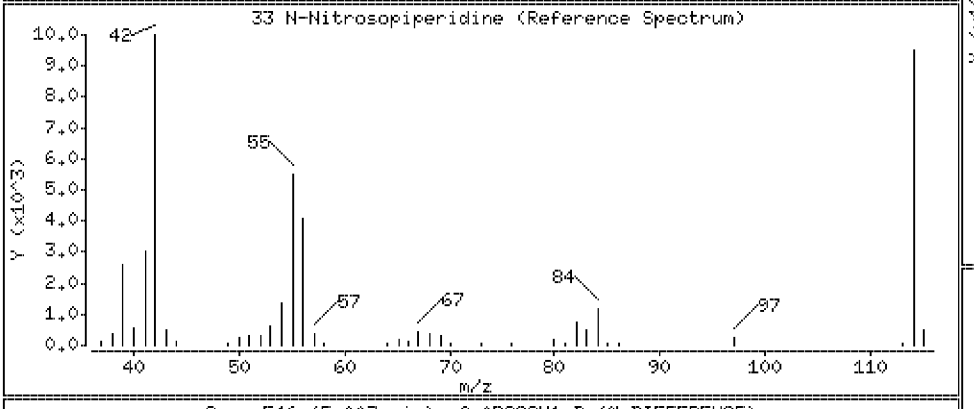

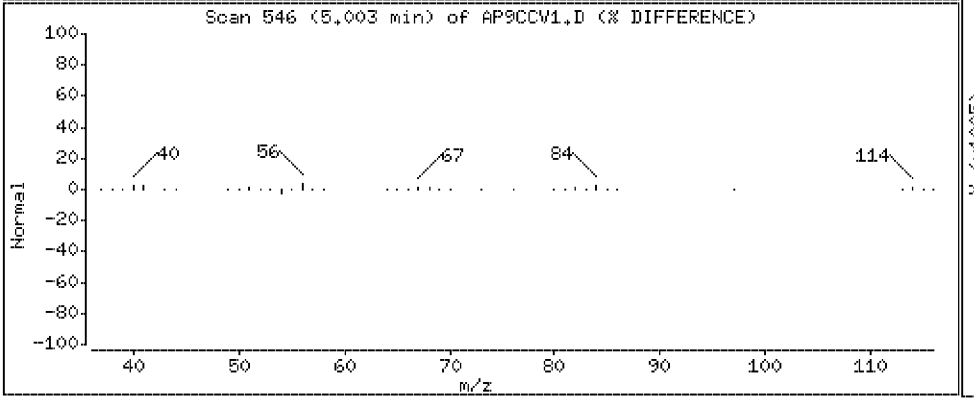

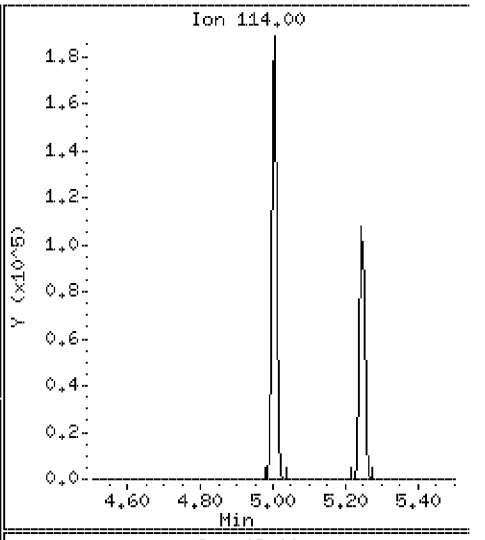

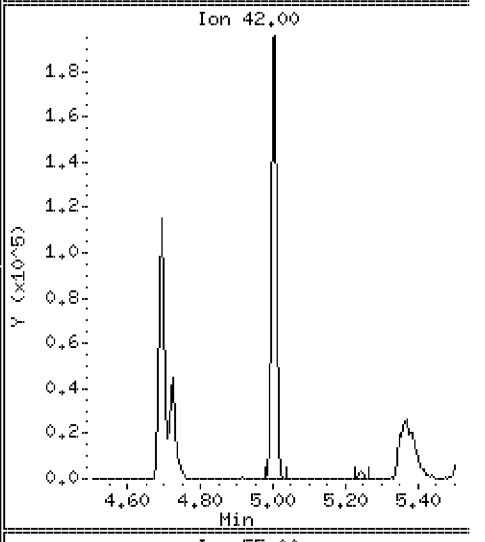

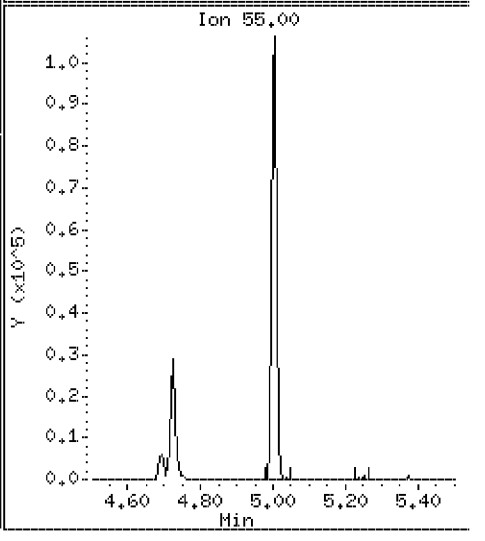

Data File: \\Svecd04\DD\chem\smsd03.i\S3050412.b\AP9CCV1.D

Date : 04-MAY-2012 09:00

Client ID: AP9CCV1

Instrument: smsd03.i

Sample Info: 45958

Purge Volume: 1000.0

Operator: PEL

Column phase: HPMS-5

Column diameter: 0.25

37 o,o,o-Triethylphosphorothioate

Concentration: 47.2 ug/l

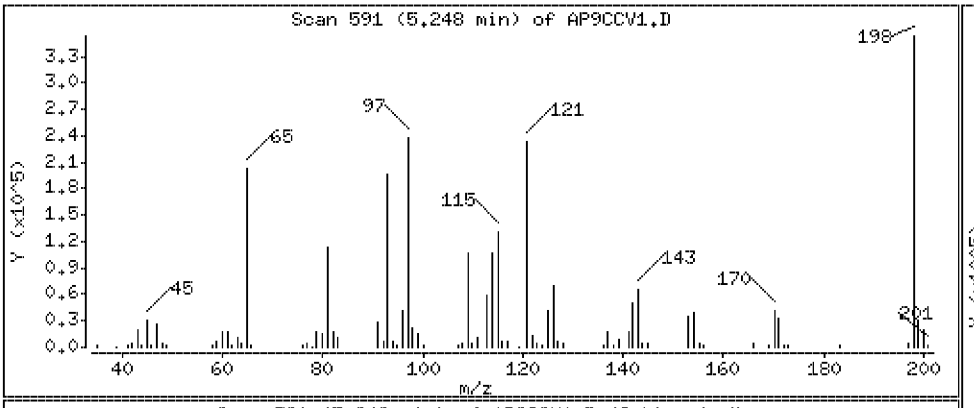

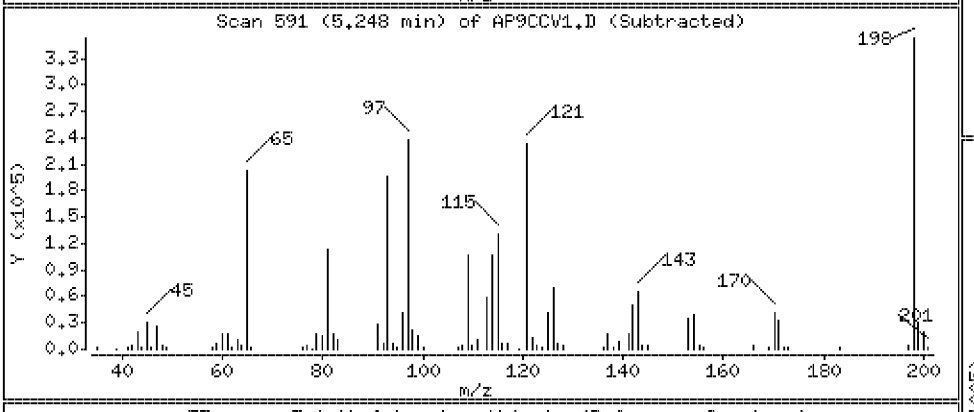

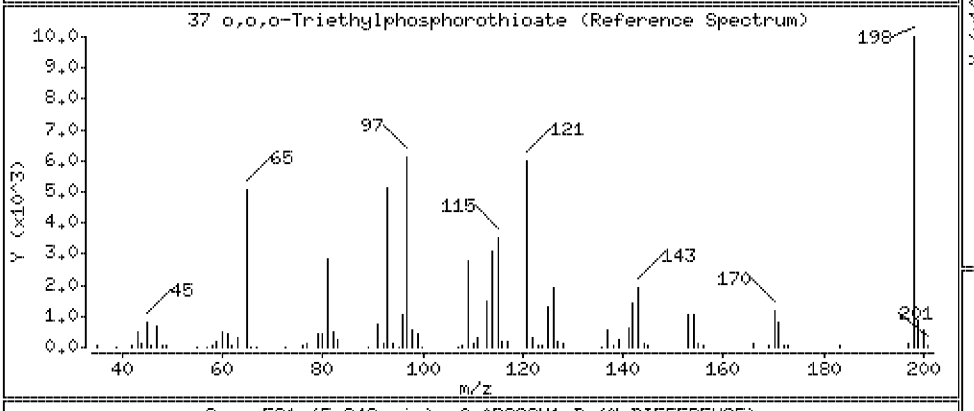

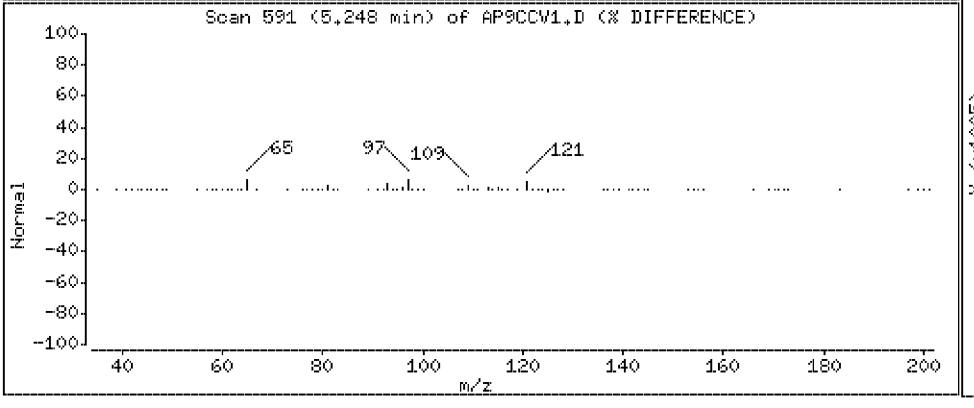

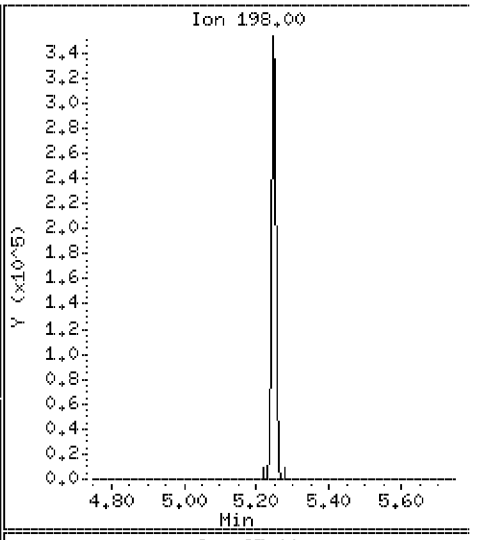

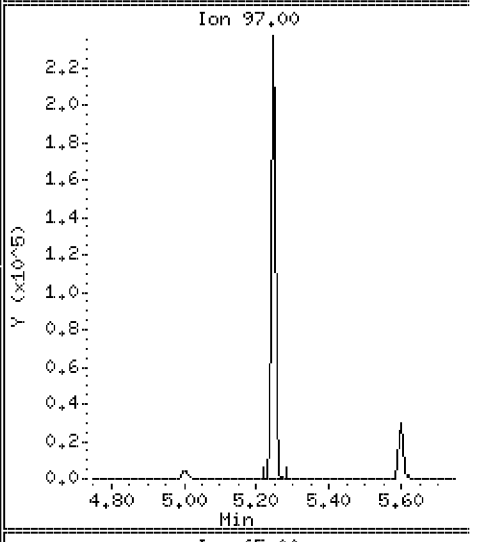

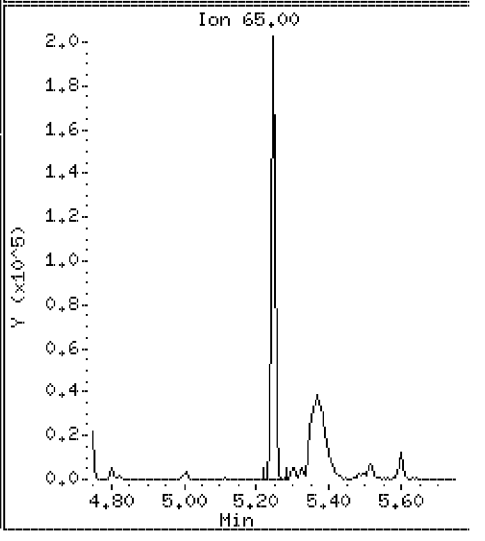

Data File: \\Svecd04\DD\chem\smsd03.i\S3050412.b\AP9CCV1.D

Date : 04-MAY-2012 09:00

Client ID: AP9CCV1

Instrument: smsd03.i

Sample Info: 45958

Purge Volume: 1000.0

Operator: PEL

Column phase: HPMS-5

Column diameter: 0.25

39 a,a-Dimethylphenethylamine

Concentration: 45.6 ug/l

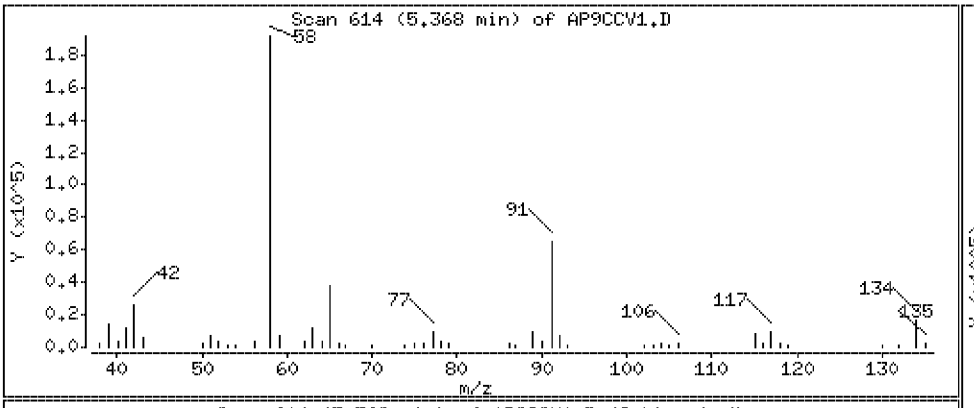

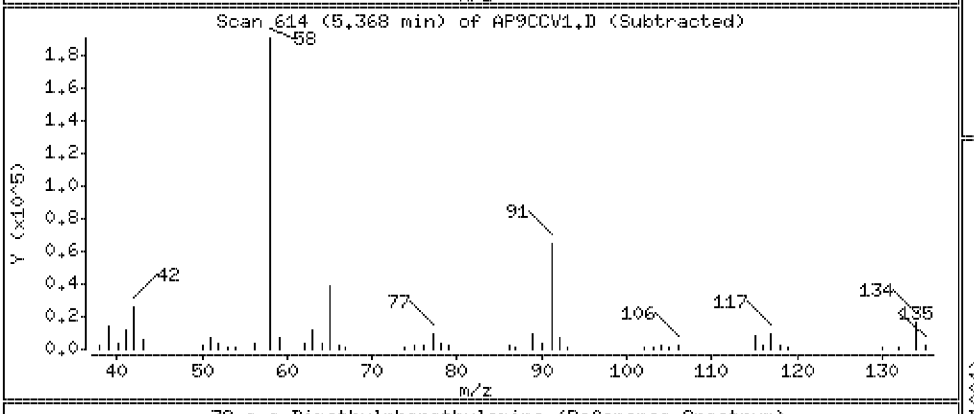

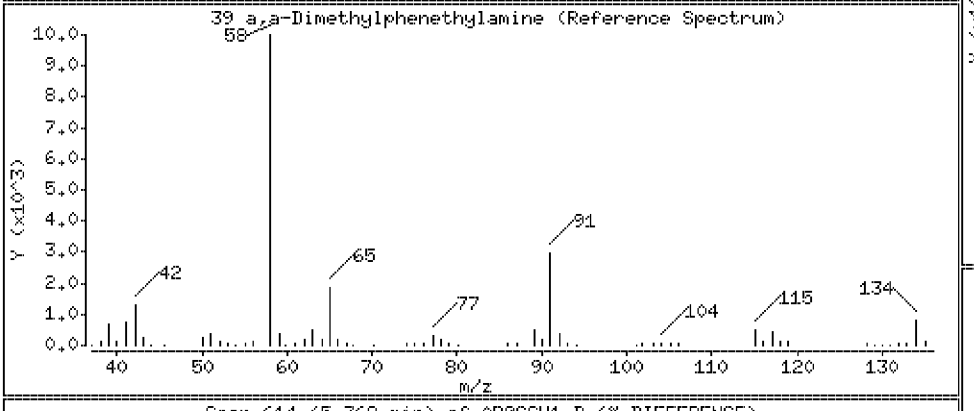

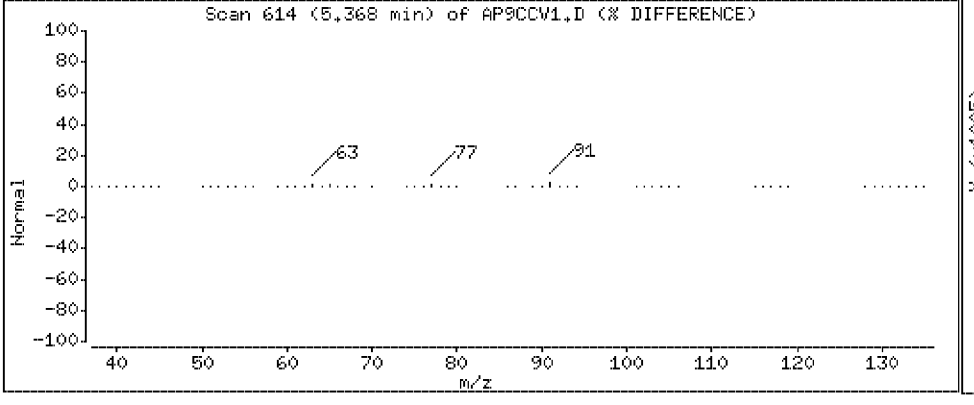

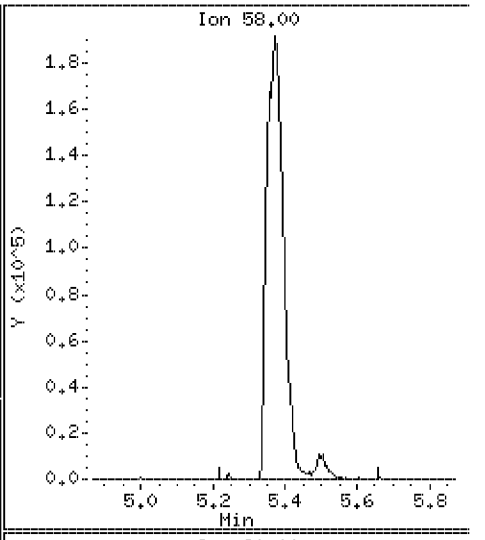

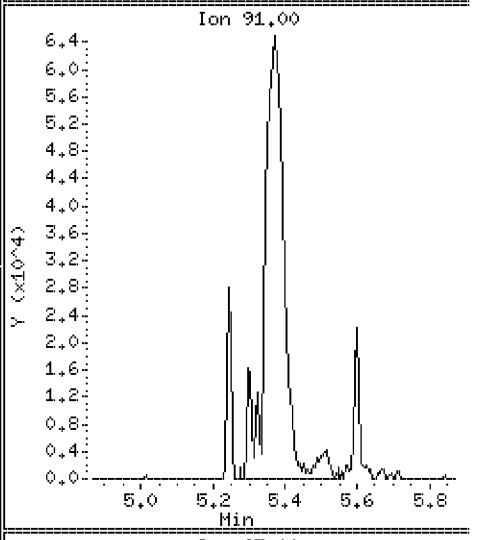

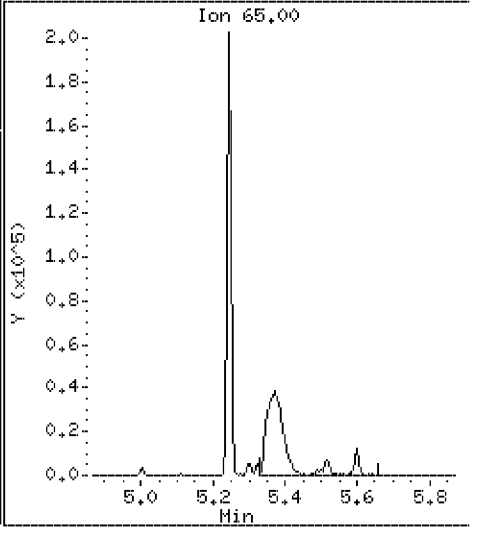

Data File: \\Svecd04\DD\chem\smsd03.i\S3050412.b\AP9CCV1.D

Date : 04-MAY-2012 09:00

Client ID: AP9CCV1 Instrument: smsd03.i

Sample Info: 45958

Purge Volume: 1000.0 Operator: PEL

Column phase: HPMS-5 Column diameter: 0.25

46 2,6-Dichlorophenol Concentration: 47.7 ug/l

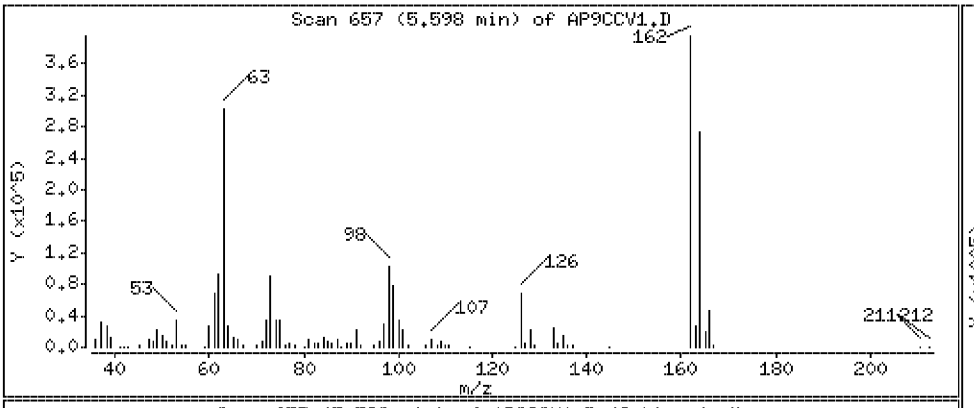

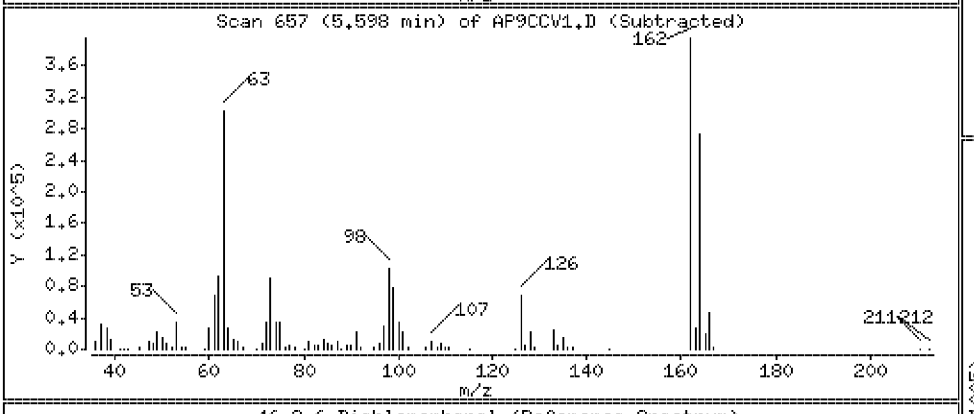

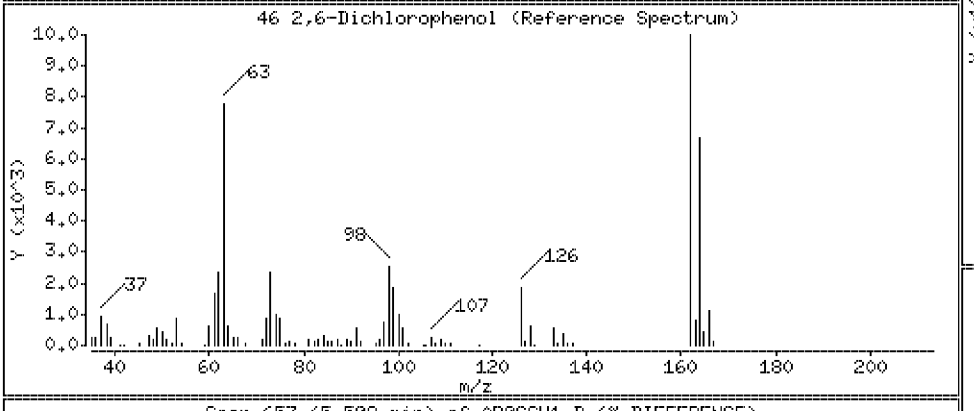

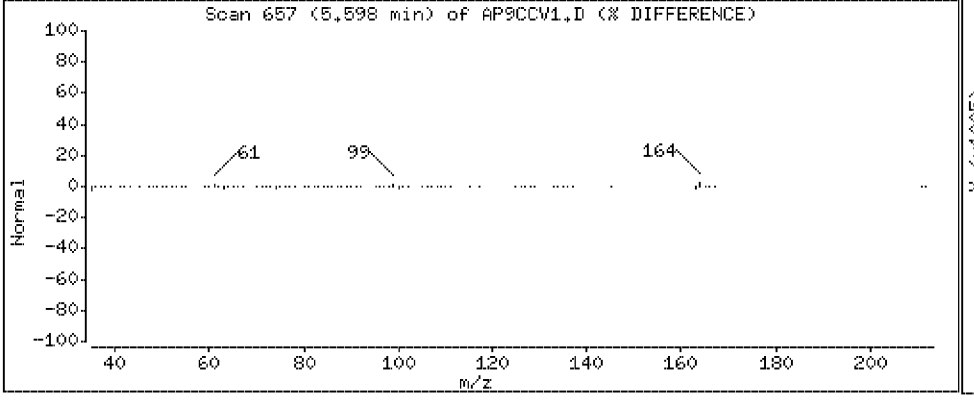

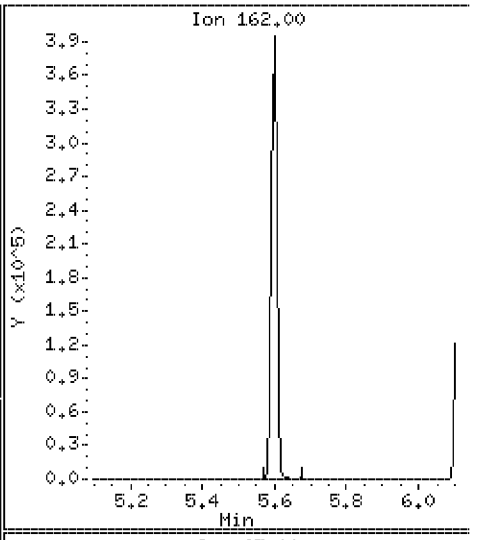

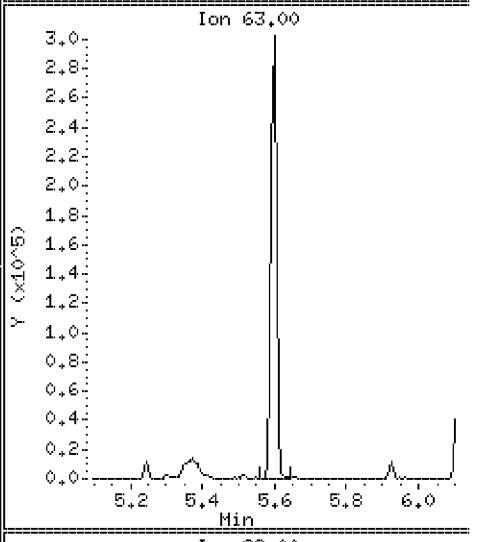

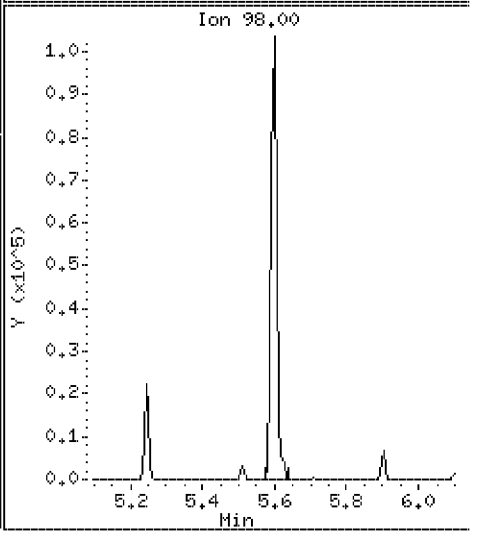

Data File: \\Svecd04\DD\chem\smsd03.i\S3050412.b\AP9CCV1.D

Date : 04-MAY-2012 09:00

Client ID: AP9CCV1 | Instrument: smsd03.i

Sample Info: 45958

Purge Volume: 1000.0 | Operator: PEL

Column phase: HPMS-5 | Column diameter: 0.25

47 Hexachloropropene | Concentration: 47.6 ug/l

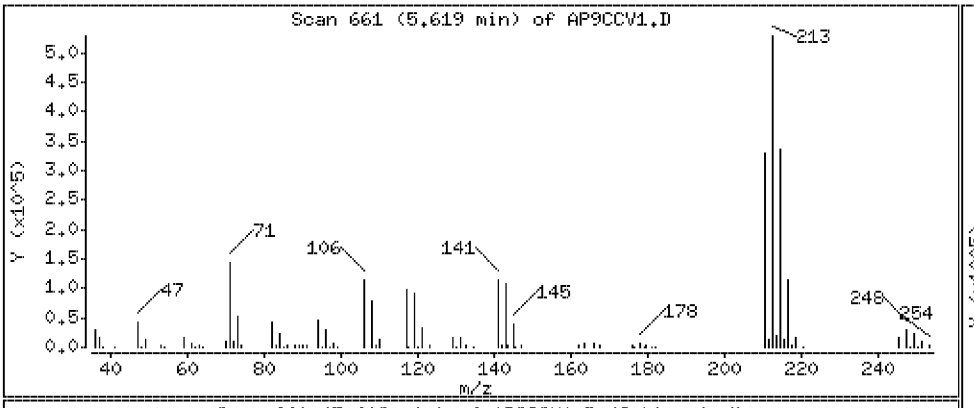

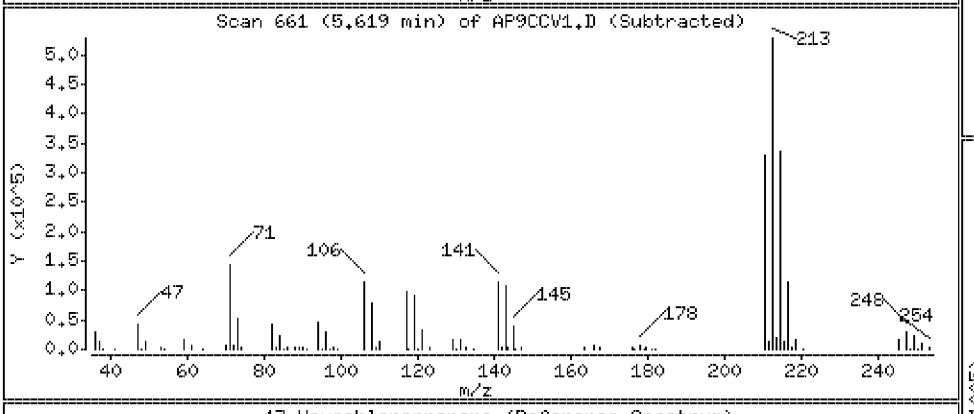

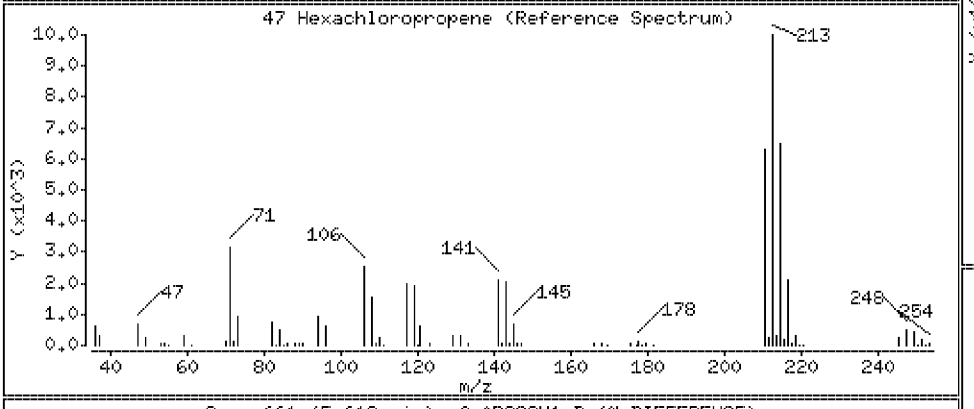

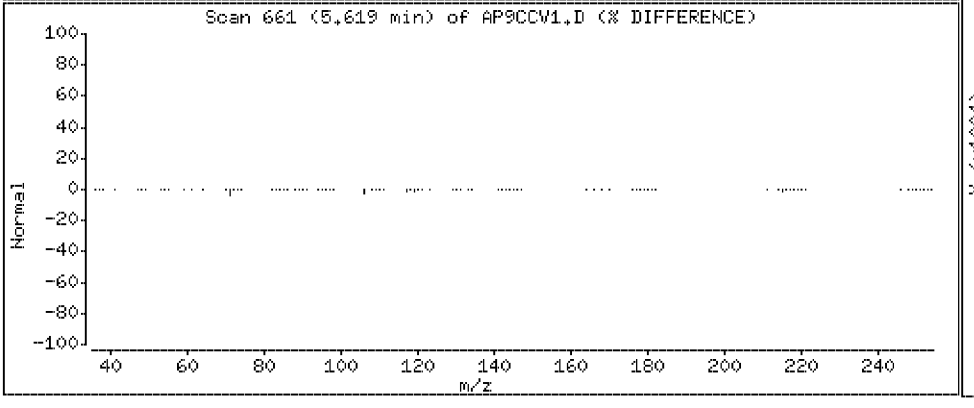

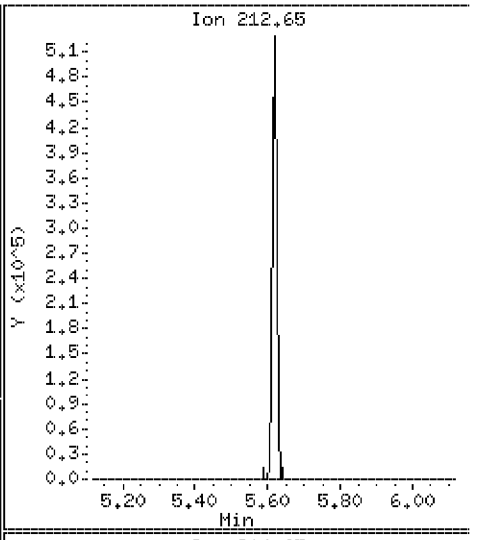

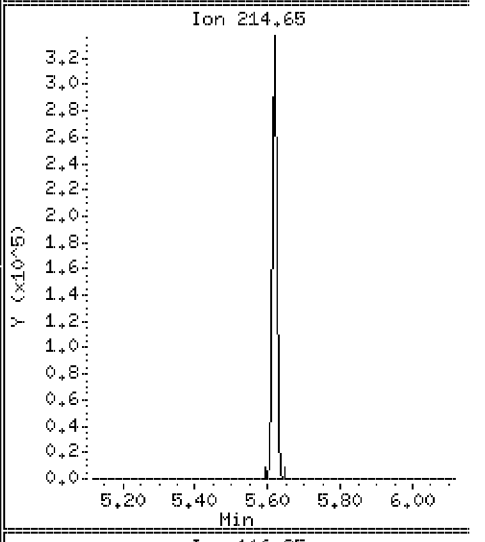

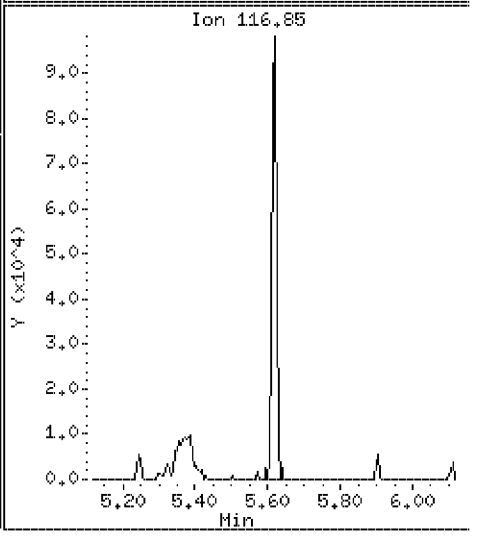

Data File: \\Svecd04\DD\chem\smsd03.i\S3050412.b\AP9CCV1.D

Date : 04-MAY-2012 09:00

Client ID: AP9CCV1 | Instrument: smsd03.i

Sample Info: 45958

Purge Volume: 1000.0 | Operator: PEL

Column phase: HPMS-5 | Column diameter: 0.25

49 N-Nitrosodi-n-butylamine | Concentration: 47.0 ug/l

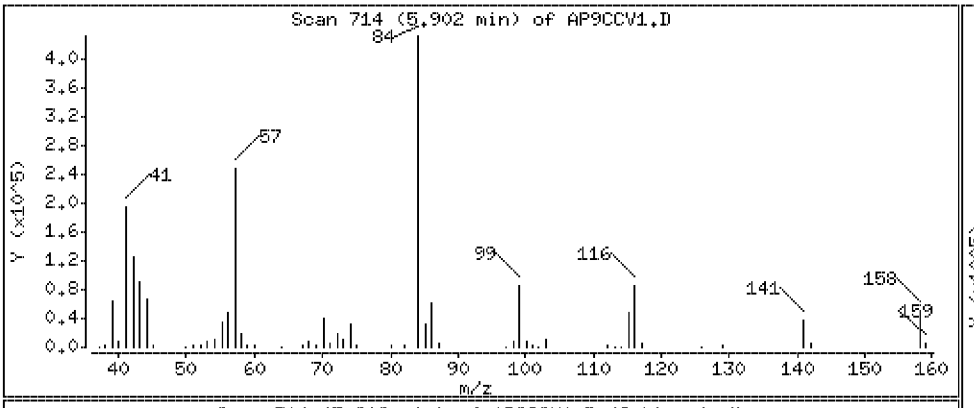

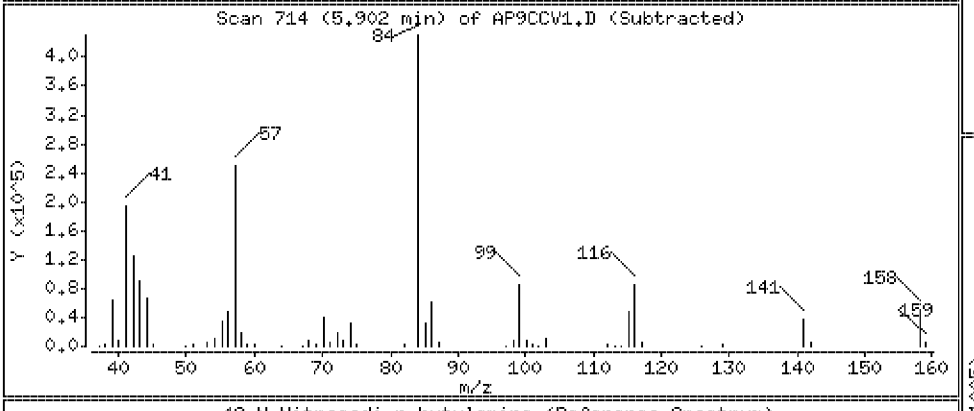

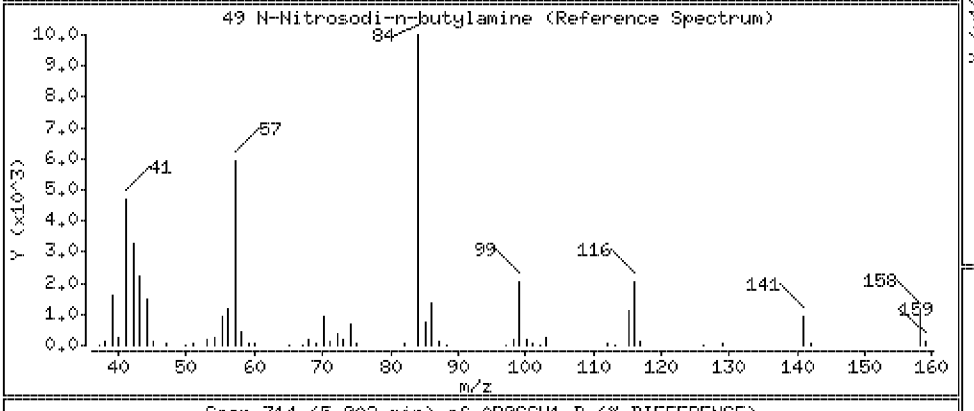

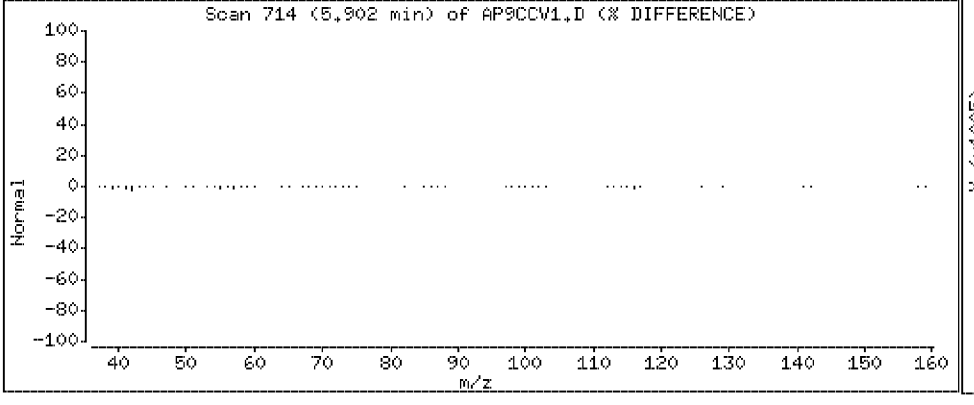

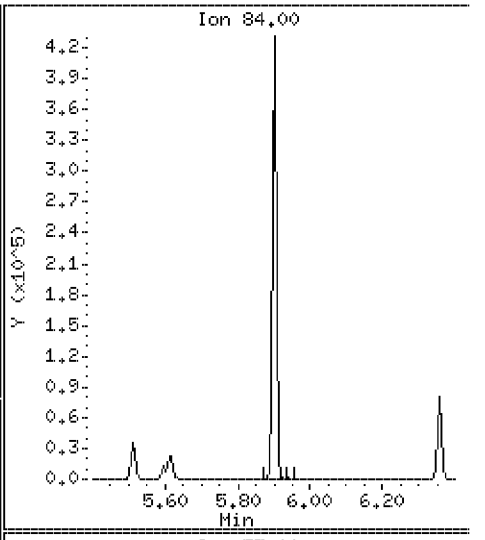

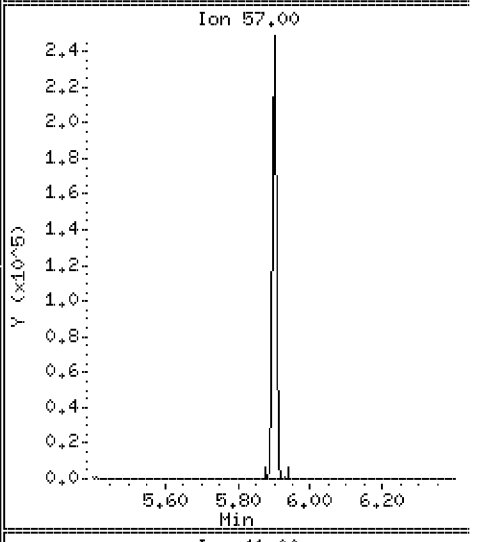

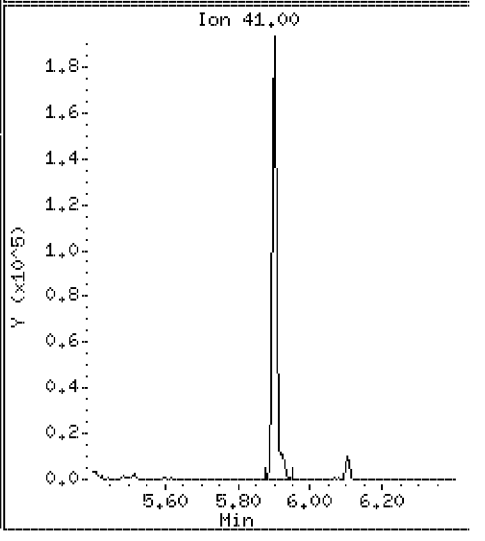

Data File: \\Svecd04\DD\chem\smsd03.i\S3050412.b\AP9CCV1.D

Date : 04-MAY-2012 09:00

Client ID: AP9CCV1 | Instrument: smsd03.i

Sample Info: 45958

Purge Volume: 1000.0 | Operator: PEL

Column phase: HPMS-5 | Column diameter: 0.25

52 Isosafrole | Concentration: 46.9 ug/l

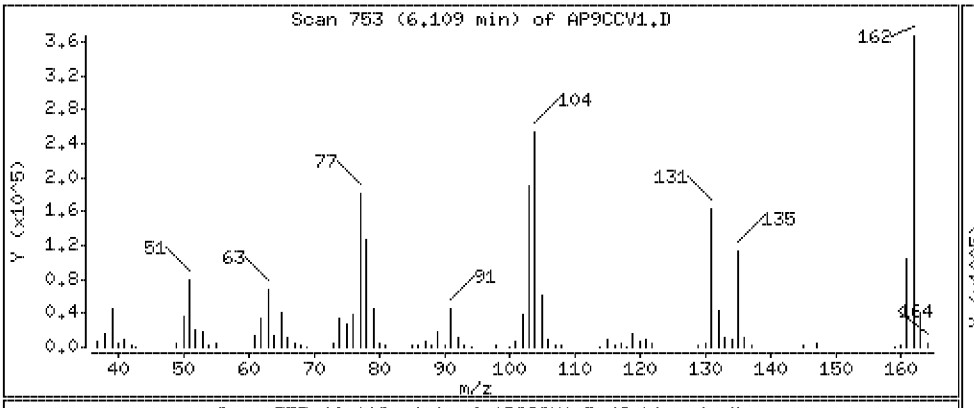

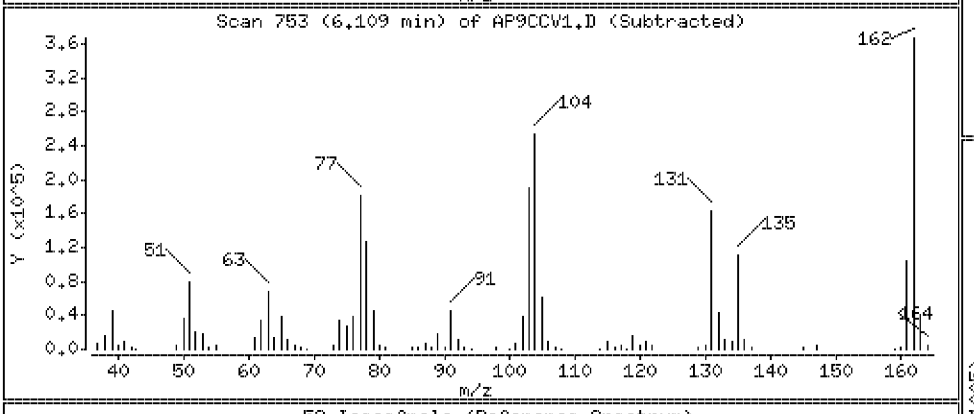

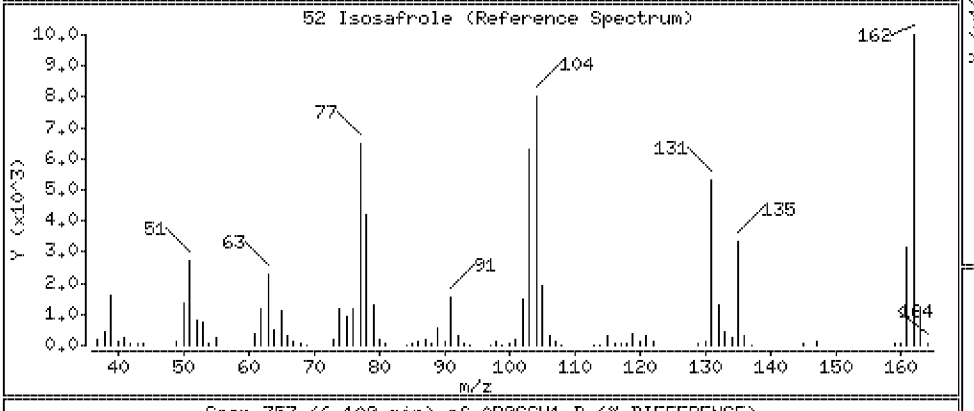

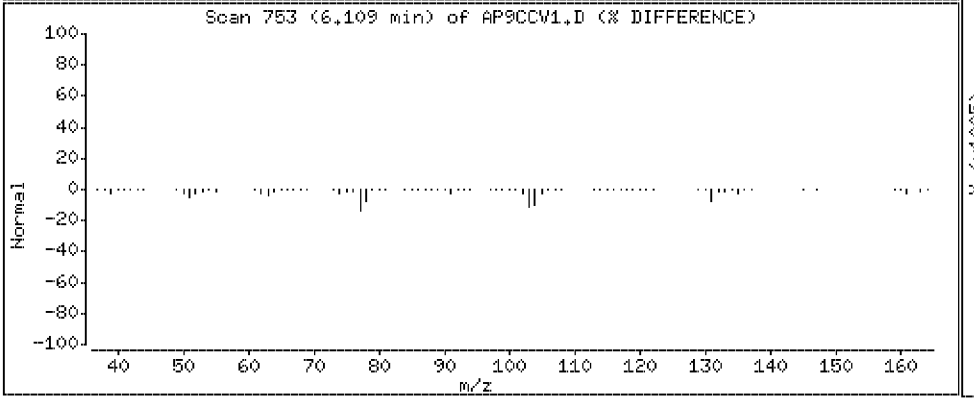

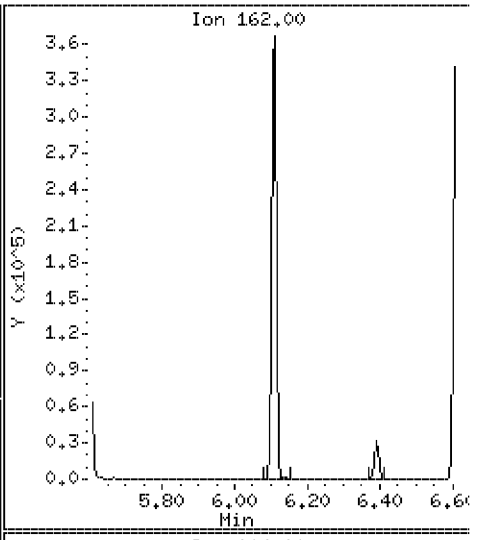

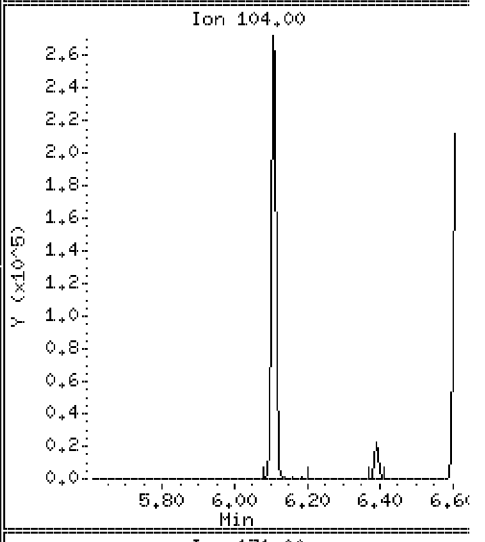

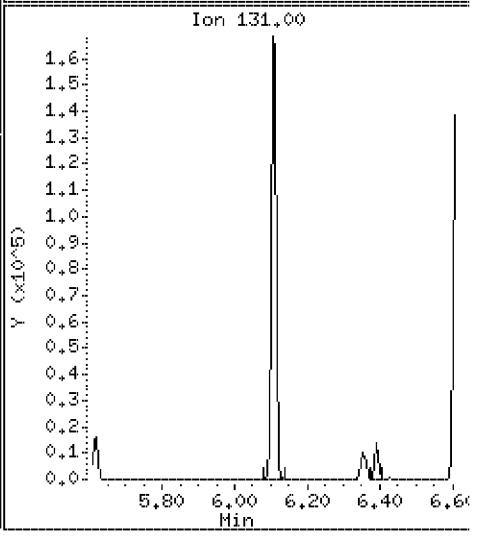

Data File: \\Svecd04\DD\chem\smsd03.i\S3050412.b\AP9CCV1.D

Date : 04-MAY-2012 09:00

Client ID: AP9CCV1 | Instrument: smsd03.i

Sample Info: 45958

Purge Volume: 1000.0 | Operator: PEL

Column phase: HPMS-5 | Column diameter: 0.25

56 1,2,4,5-Tetrachlorobenzene | Concentration: 45.4 ug/l

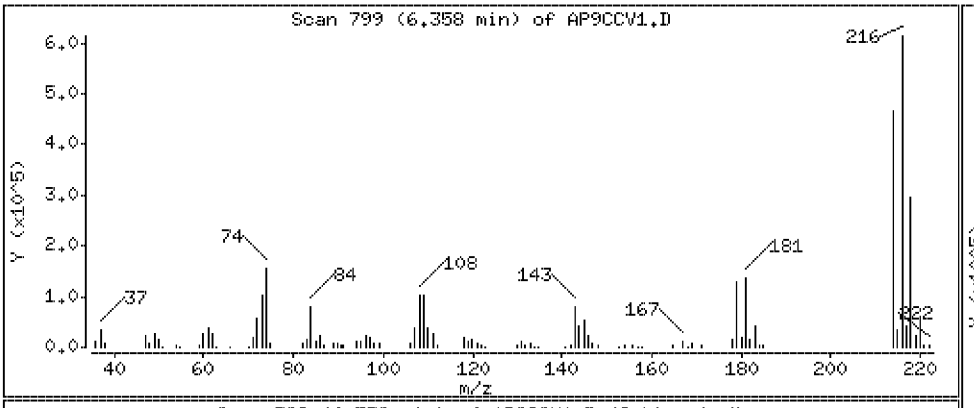

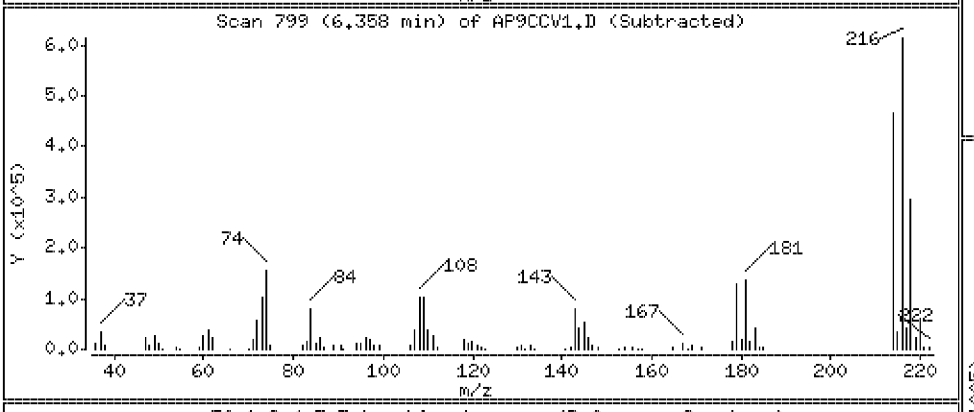

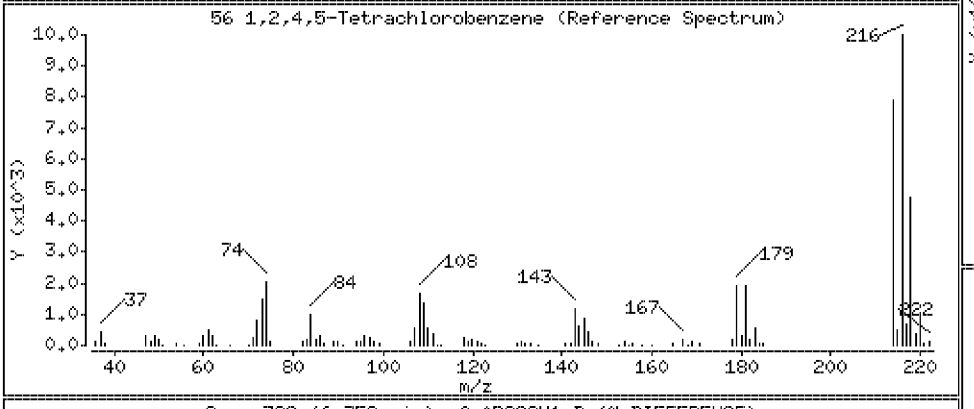

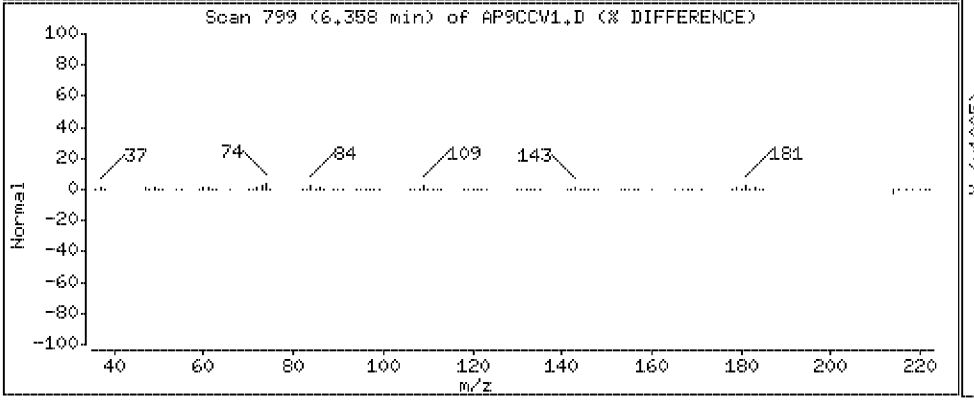

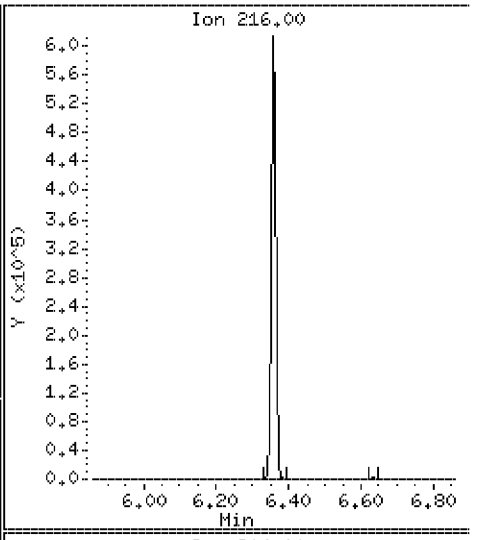

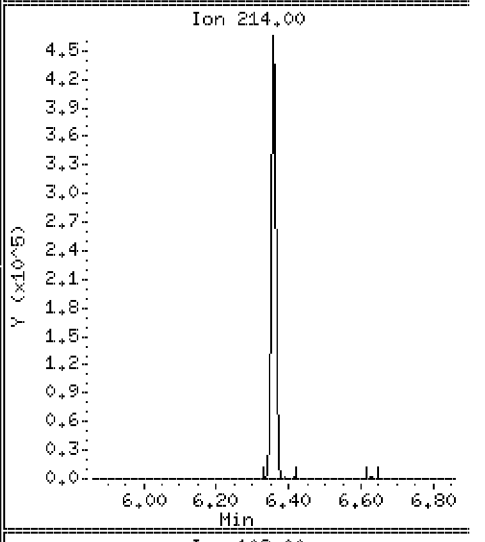

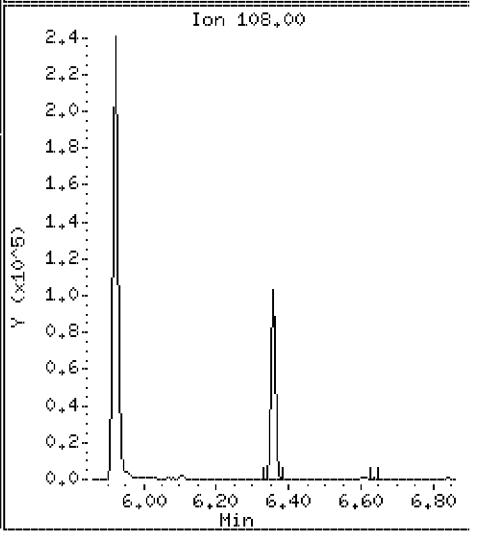

Data File: \\Svecd04\DD\chem\smsd03.i\S3050412.b\AP9CCV1.D

Date : 04-MAY-2012 09:00

Client ID: AP9CCV1 | Instrument: smsd03.i

Sample Info: 45958

Purge Volume: 1000.0 | Operator: PEL

Column phase: HPMS-5 | Column diameter: 0.25

60 Safrole | Concentration: 48.9 ug/l

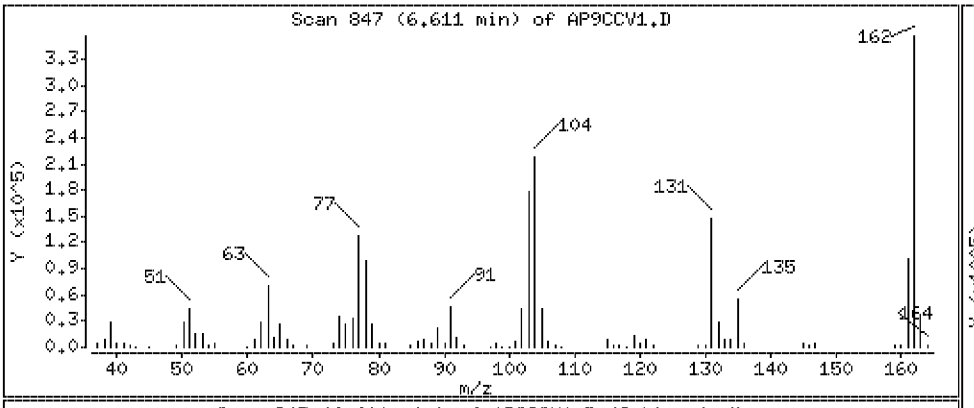

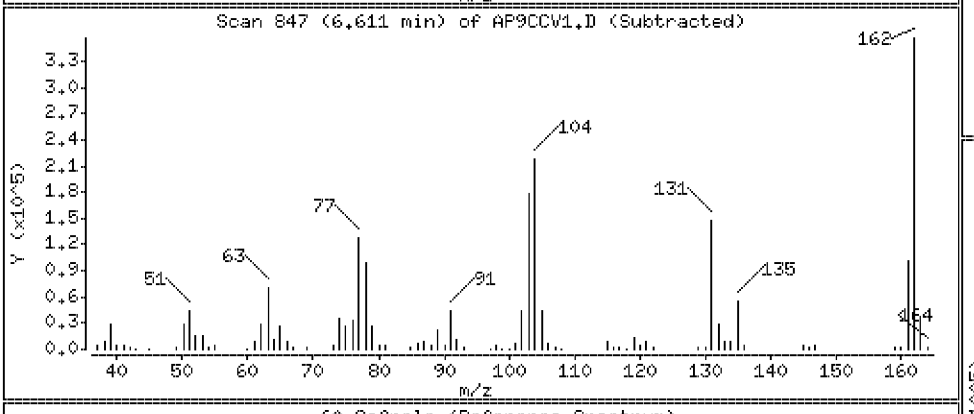

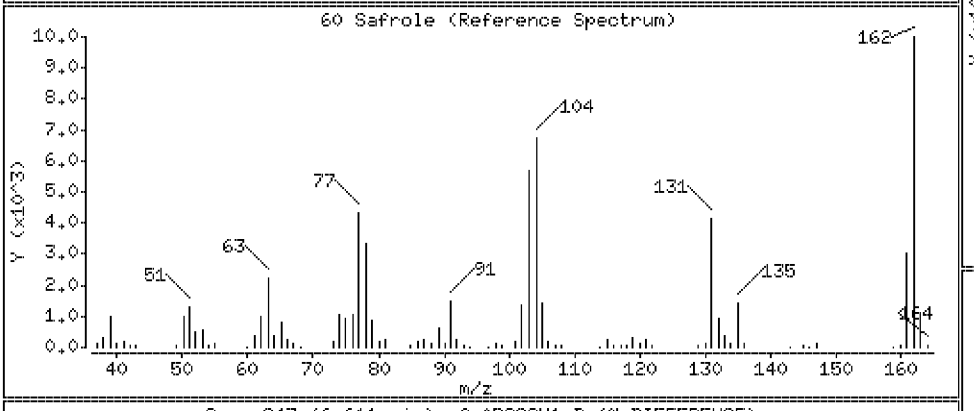

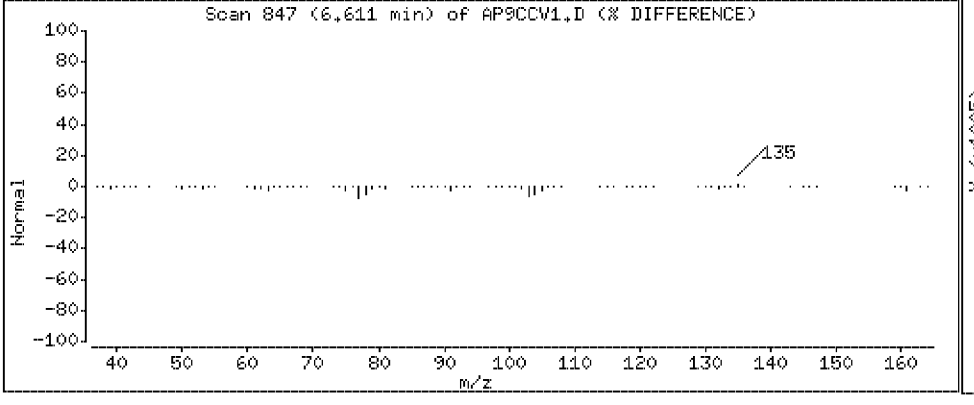

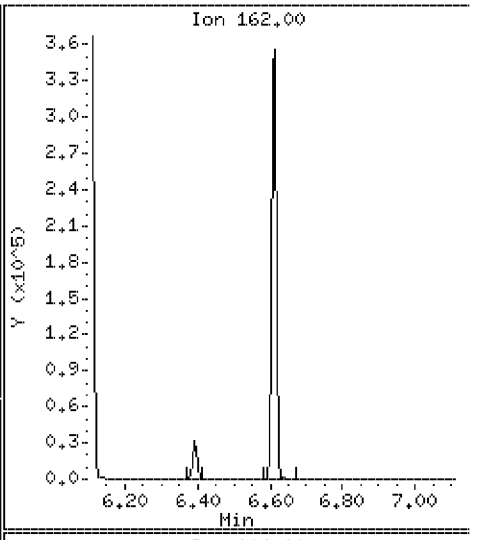

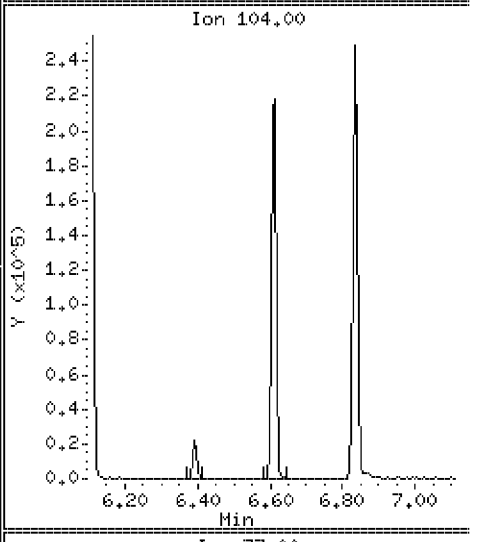

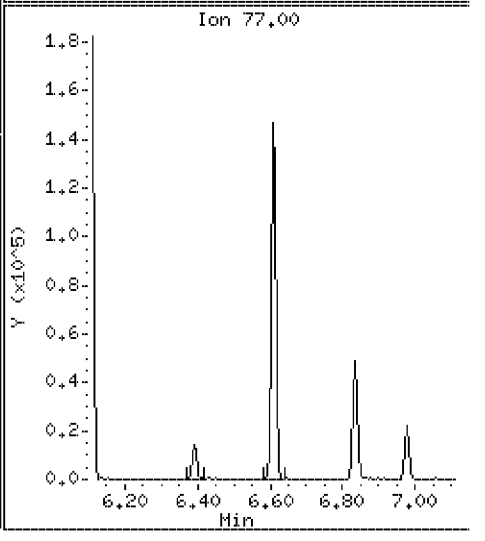

Data File: \\Svecd04\DD\chem\smsd03.i\S3050412.b\AP9CCV1.D

Date : 04-MAY-2012 09:00

Client ID: AP9CCV1 Instrument: smsd03.i

Sample Info: 45958

Purge Volume: 1000.0 Operator: PEL

Column phase: HPMS-5 Column diameter: 0.25

64 1,4-Naphthoquinone Concentration: 49.7 ug/l

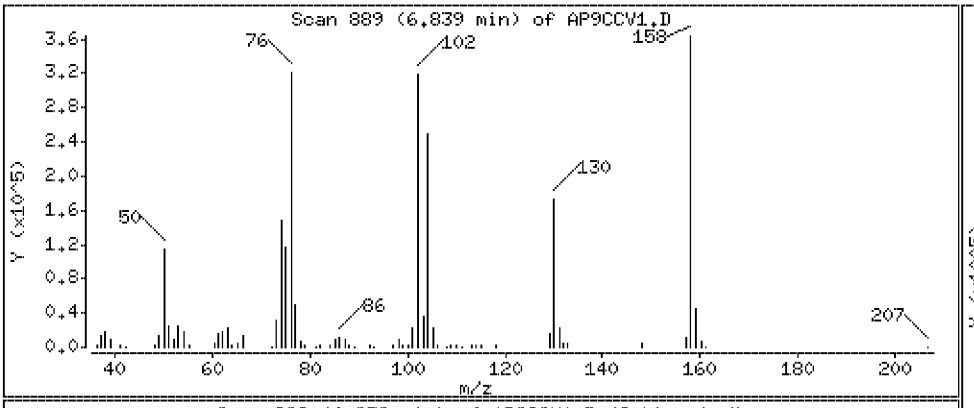

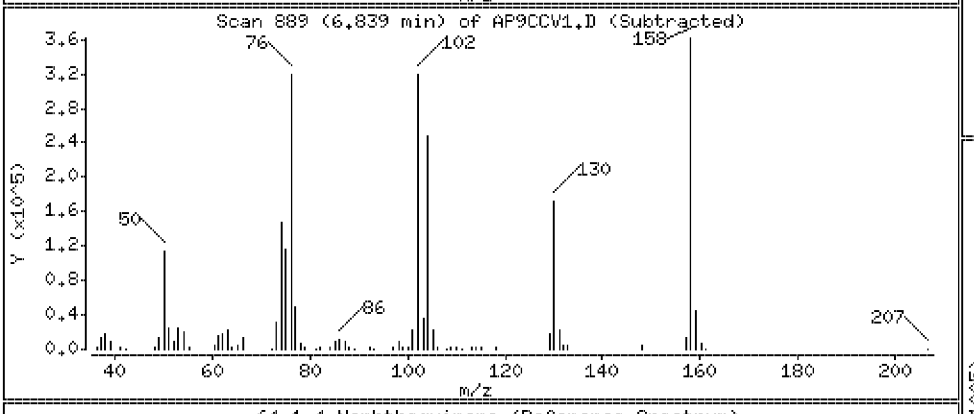

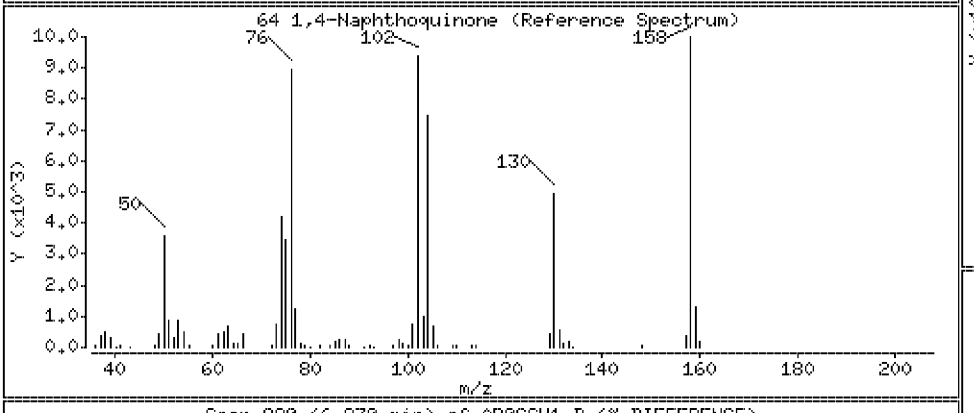

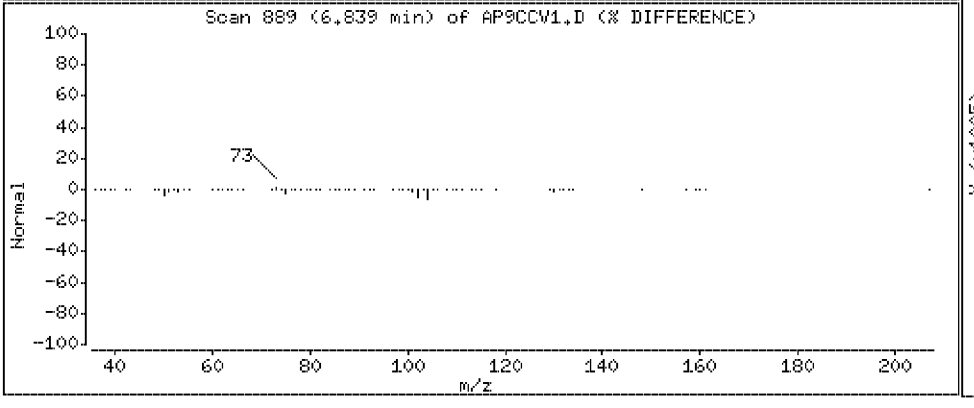

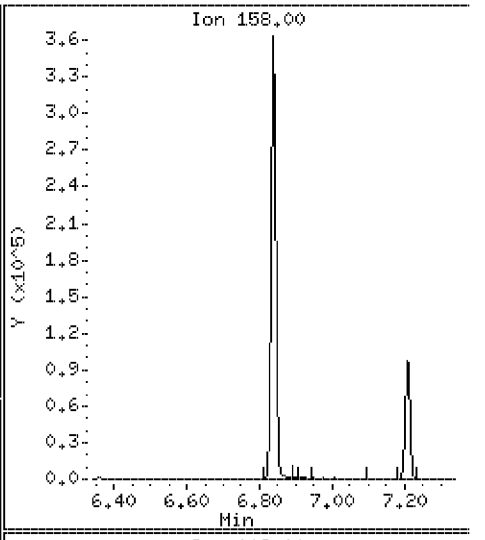

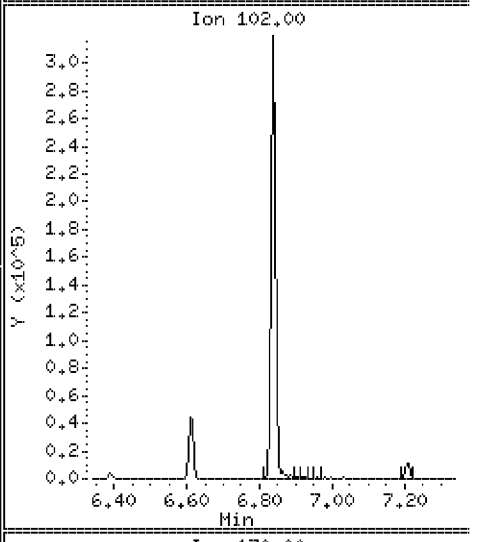

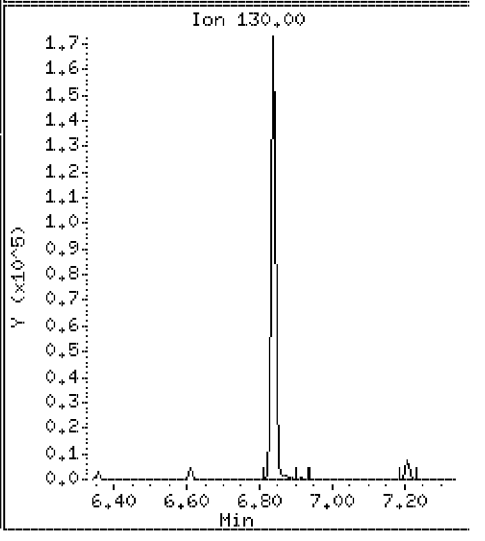

Data File: \\Svecd04\DD\chem\smsd03.i\S3050412.b\AP9CCV1.D

Date : 04-MAY-2012 09:00

Client ID: AP9CCV1 Instrument: smsd03.i

Sample Info: 45958

Purge Volume: 1000.0 Operator: PEL

Column phase: HPMS-5 Column diameter: 0.25

66 1,3-Dinitrobenzene Concentration: 49.4 ug/l

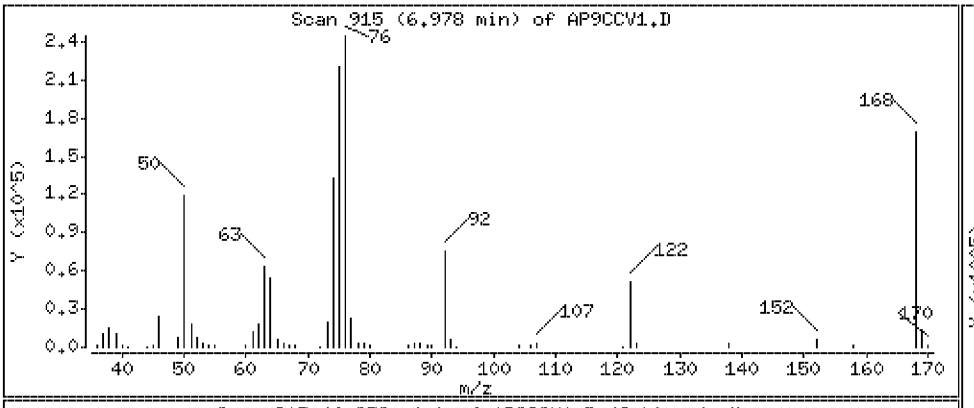

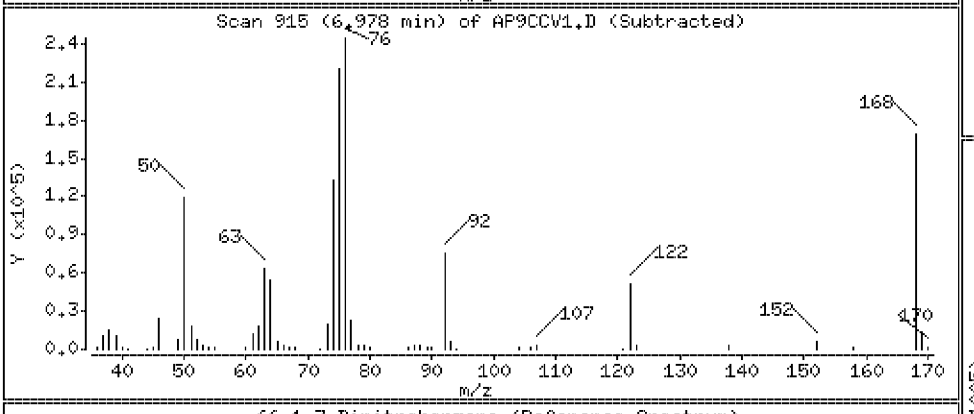

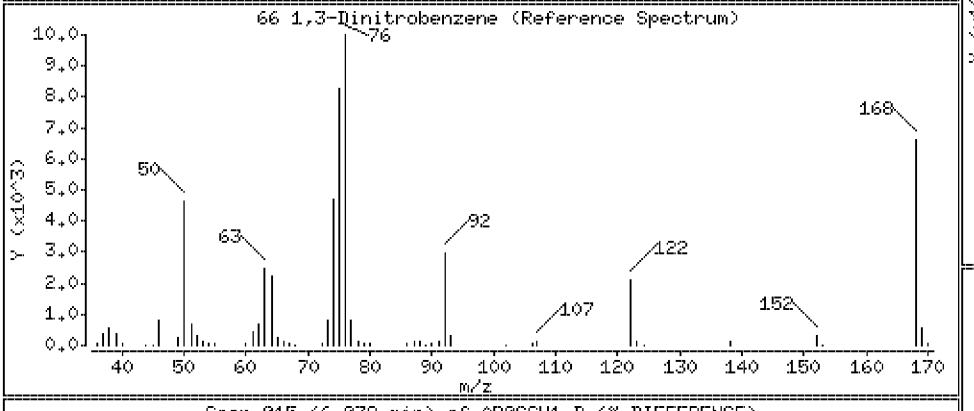

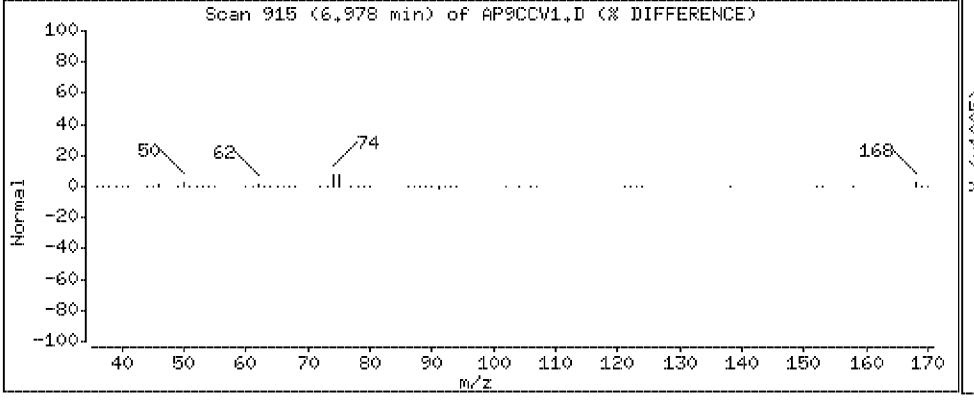

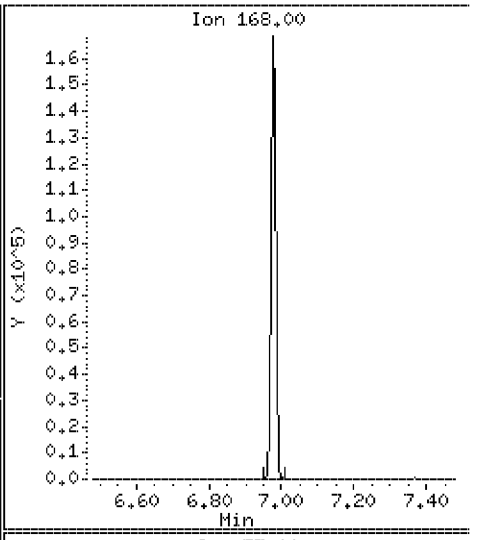

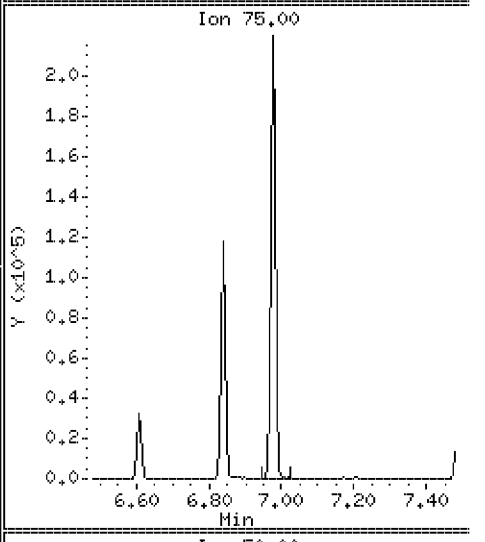

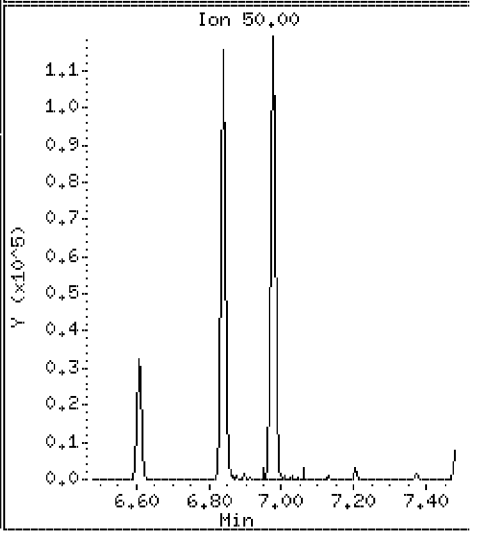

Data File: \\Svecd04\DD\chem\smsd03.i\S3050412.b\AP9CCV1.D

Date : 04-MAY-2012 09:00

Client ID: AP9CCV1 | Instrument: smsd03.i

Sample Info: 45958

Purge Volume: 1000.0 | Operator: PEL

Column phase: HPMS-5 | Column diameter: 0.25

73 Pentachlorobenzene | Concentration: 47.0 ug/l

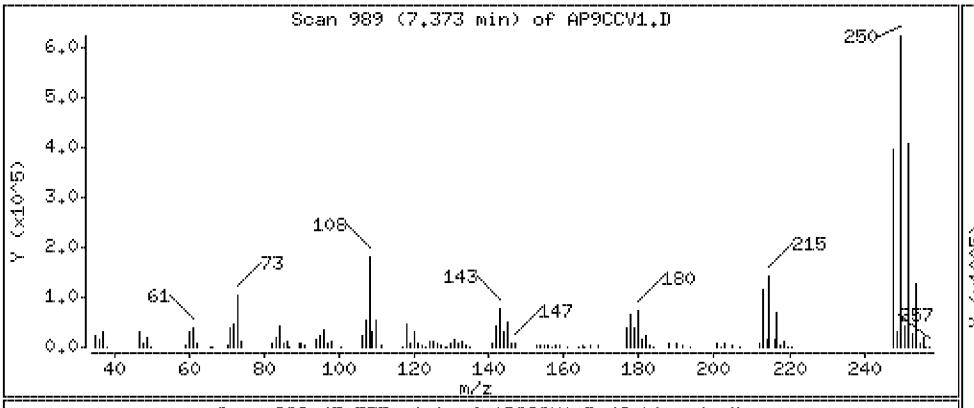

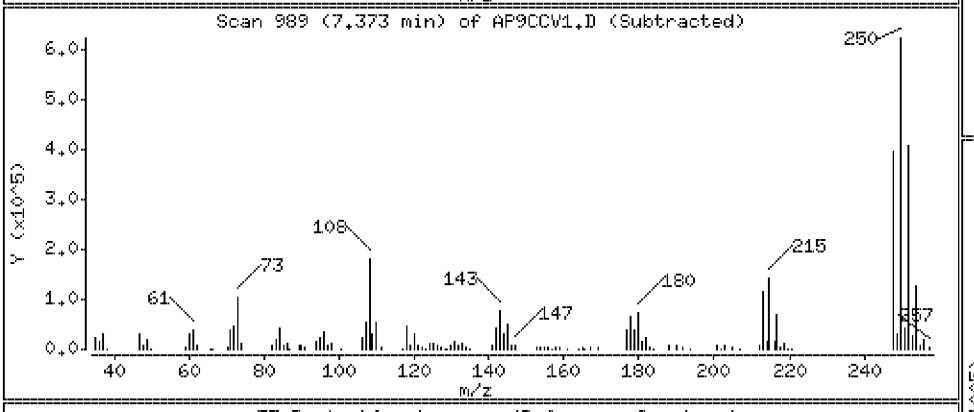

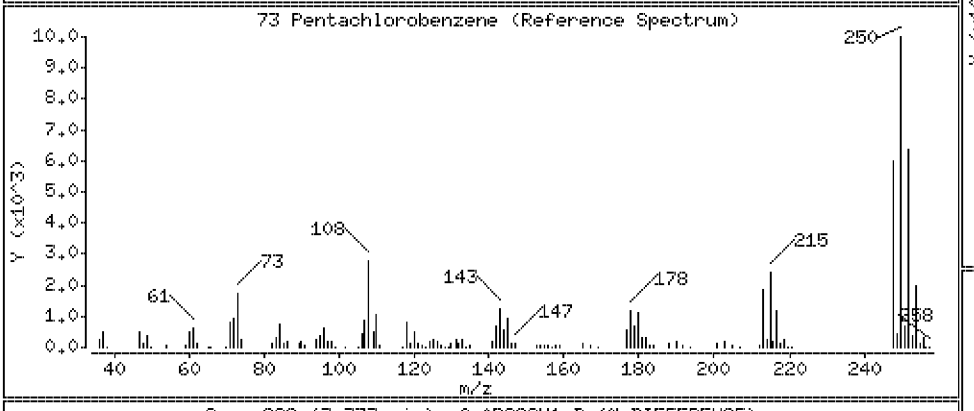

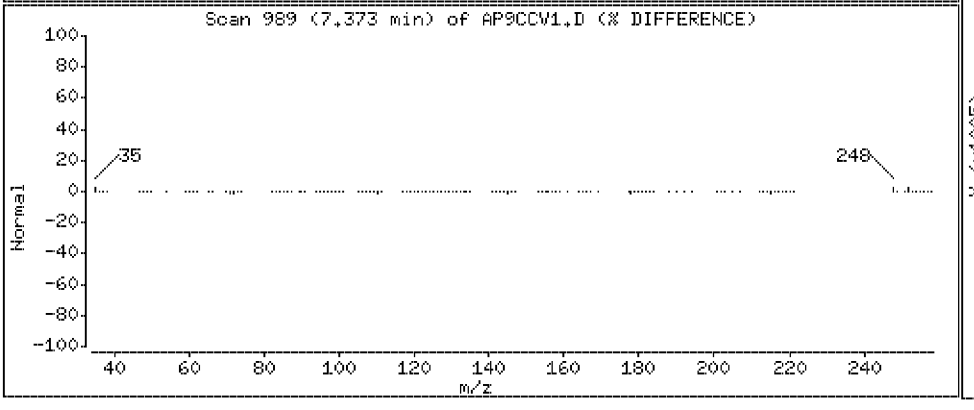

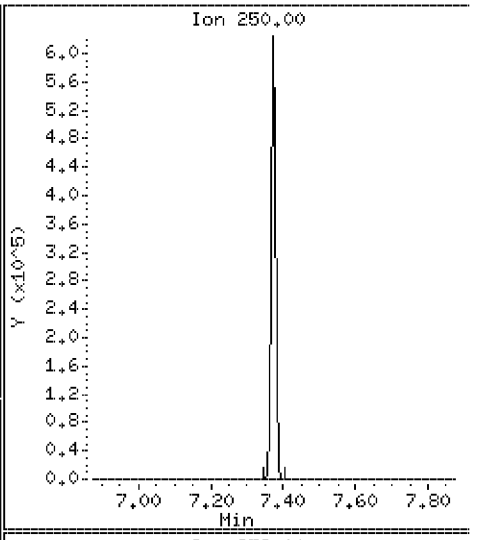

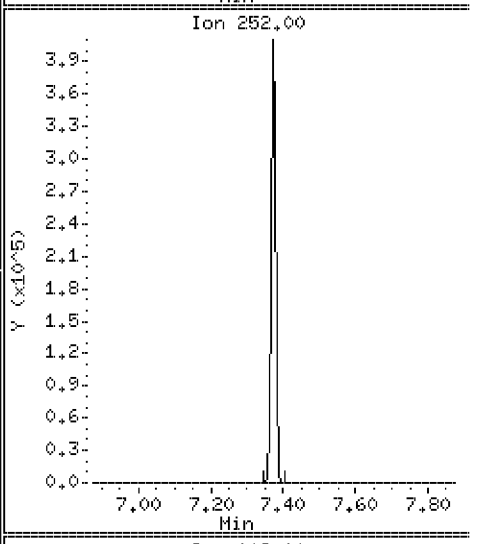

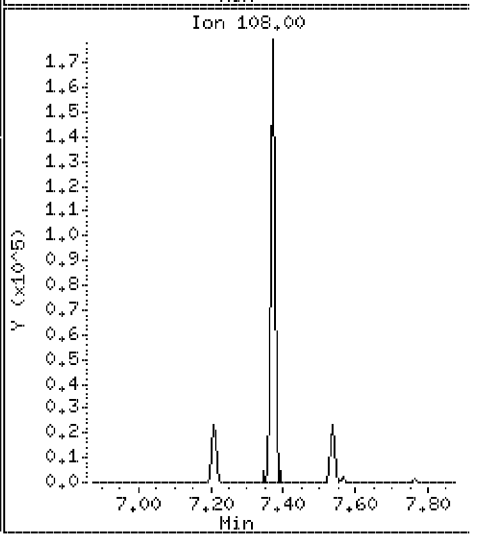

Data File: \\Svecd04\DD\chem\smsd03.i\S3050412.b\AP9CCV1.D

Date : 04-MAY-2012 09:00

Client ID: AP9CCV1 Instrument: smsd03.i

Sample Info: 45958

Purge Volume: 1000.0 Operator: PEL

Column phase: HPMS-5 Column diameter: 0.25

77 1-Naphthylamine Concentration: 44.7 ug/l

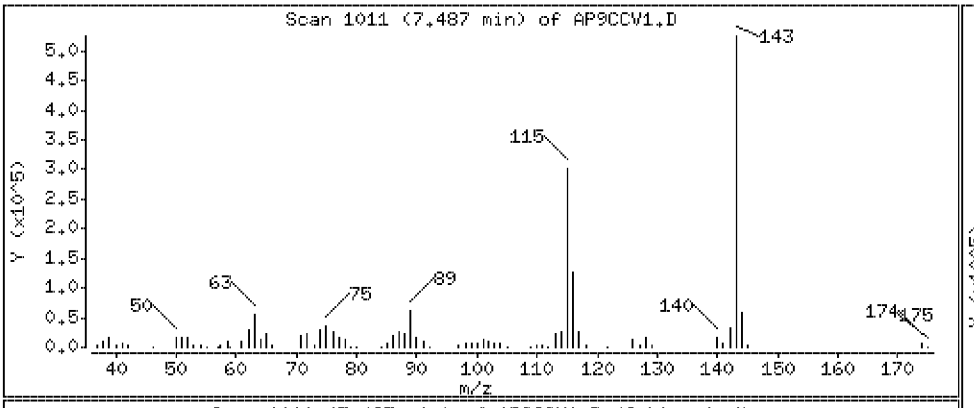

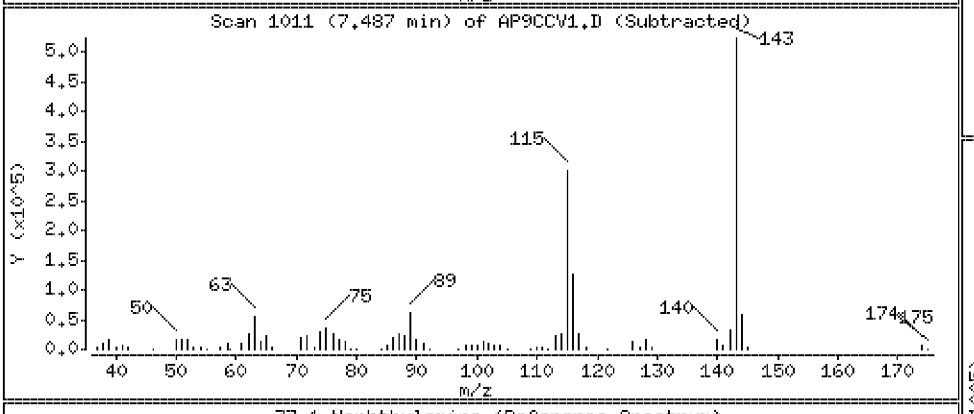

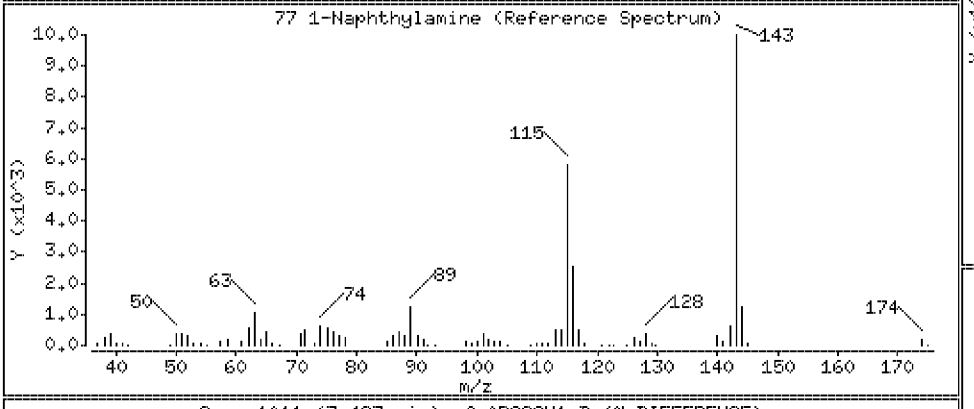

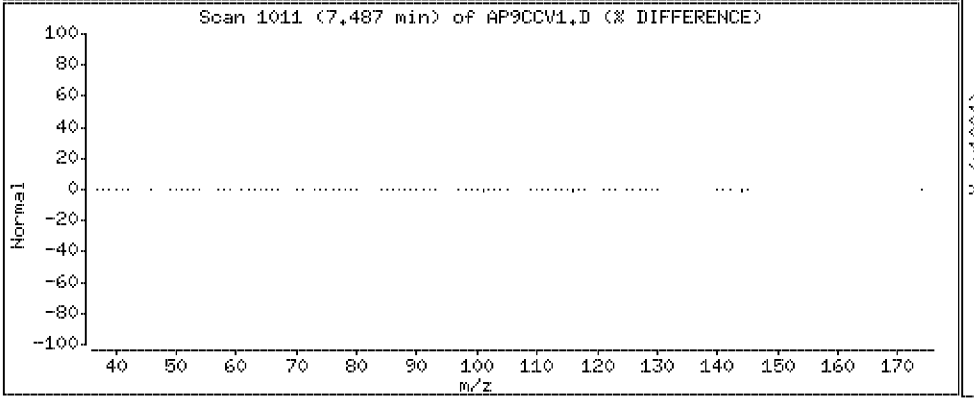

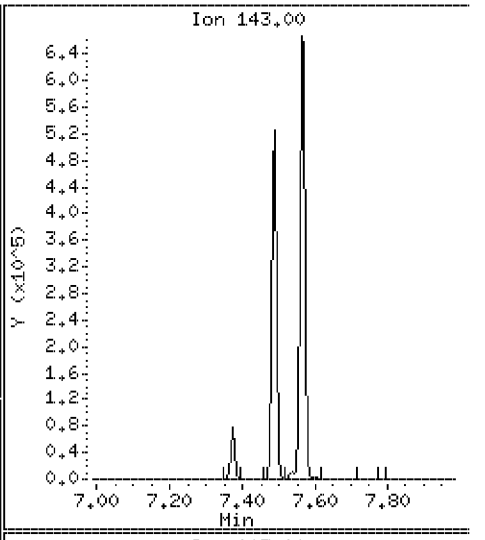

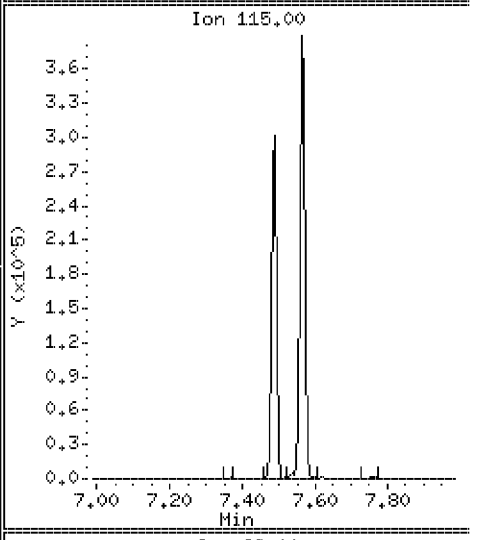

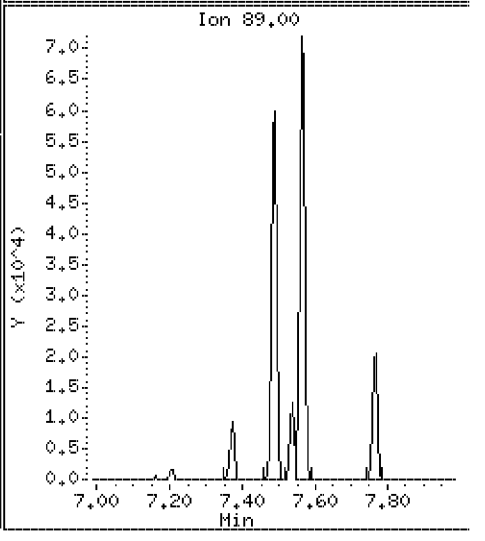

Data File: \\Svecd04\DD\chem\smsd03.i\S3050412.b\AP9CCV1.D

Date : 04-MAY-2012 09:00

Client ID: AP9CCV1 | Instrument: smsd03.i

Sample Info: 45958

Purge Volume: 1000.0 | Operator: PEL

Column phase: HPMS-5 | Column diameter: 0.25

78 2,3,4,6-Tetrachlorophenol | Concentration: 51.6 ug/l

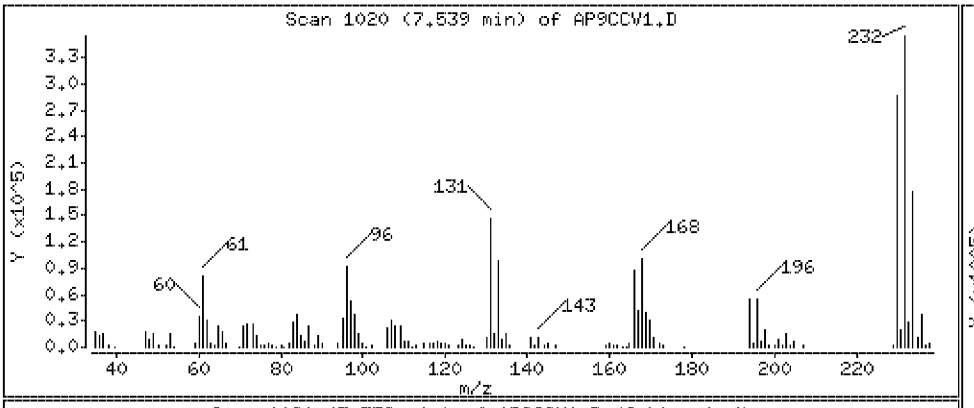

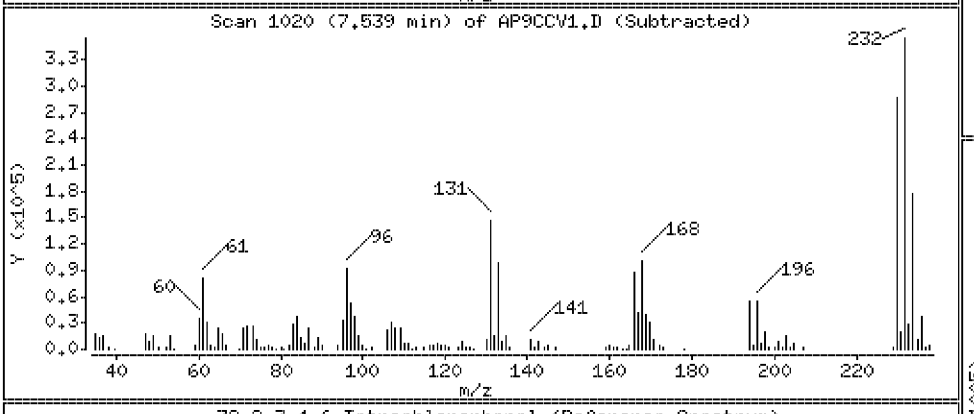

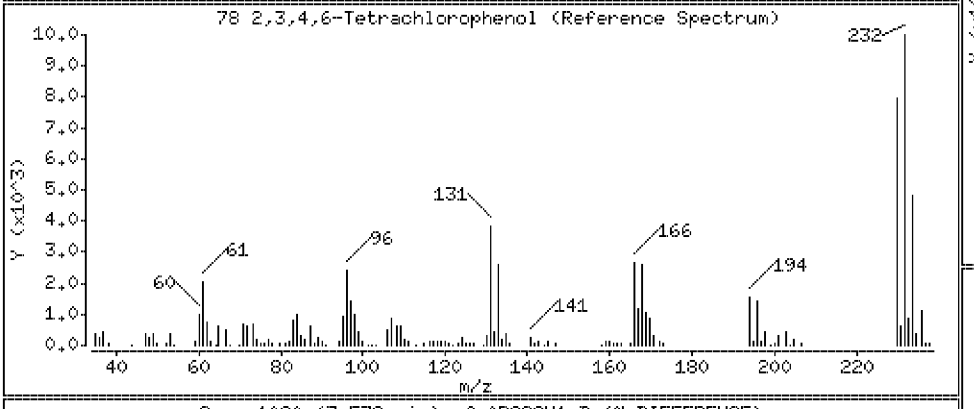

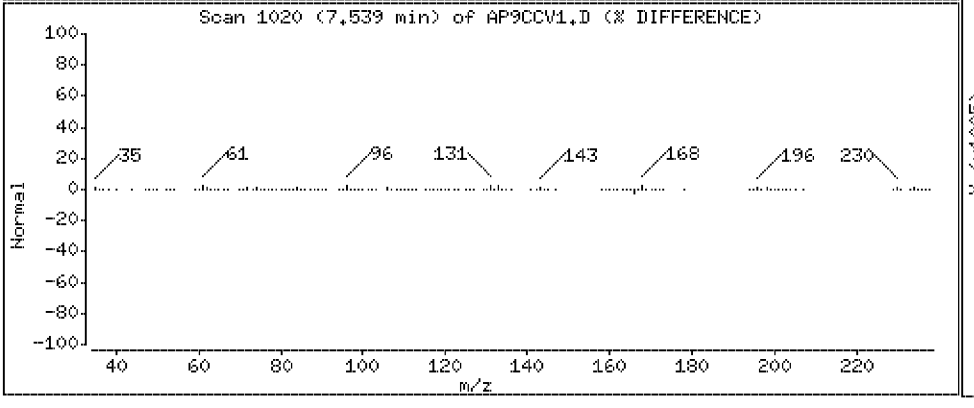

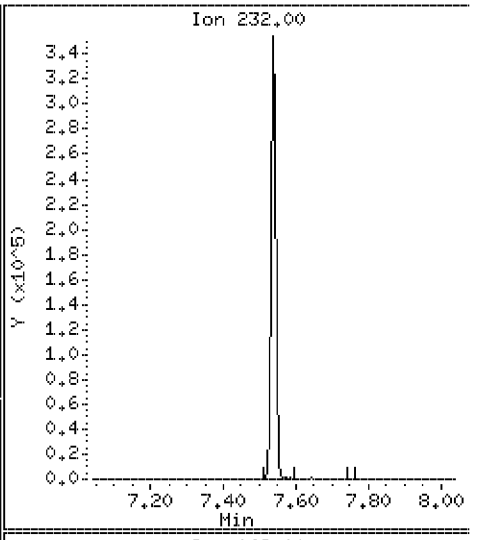

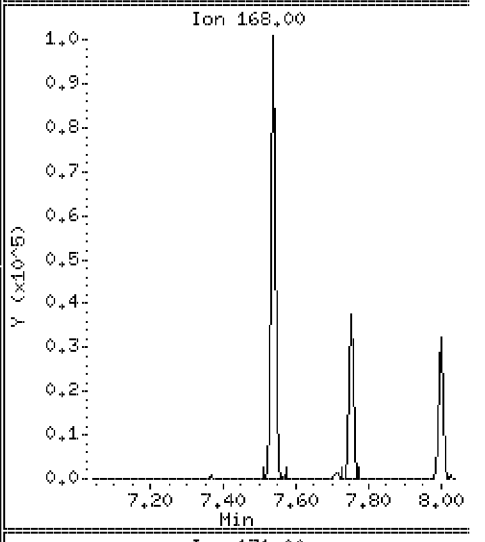

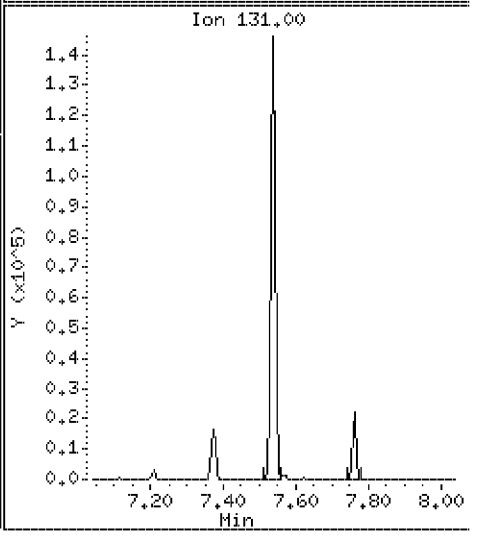

Data File: \\Svecd04\DD\chem\smsd03.i\S3050412.b\AP9CCV1.D

Date : 04-MAY-2012 09:00

Client ID: AP9CCV1 Instrument: smsd03.i

Sample Info: 45958

Purge Volume: 1000.0 Operator: PEL

Column phase: HPMS-5 Column diameter: 0.25

79 2-Naphthylamine Concentration: 46.5 ug/l

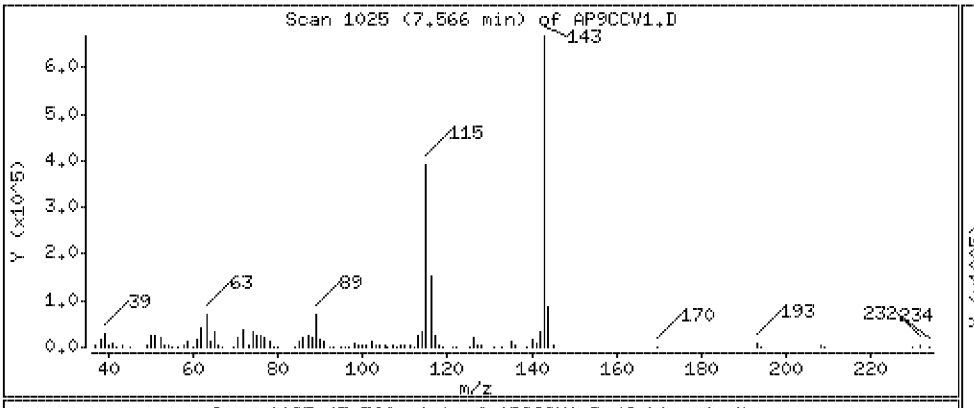

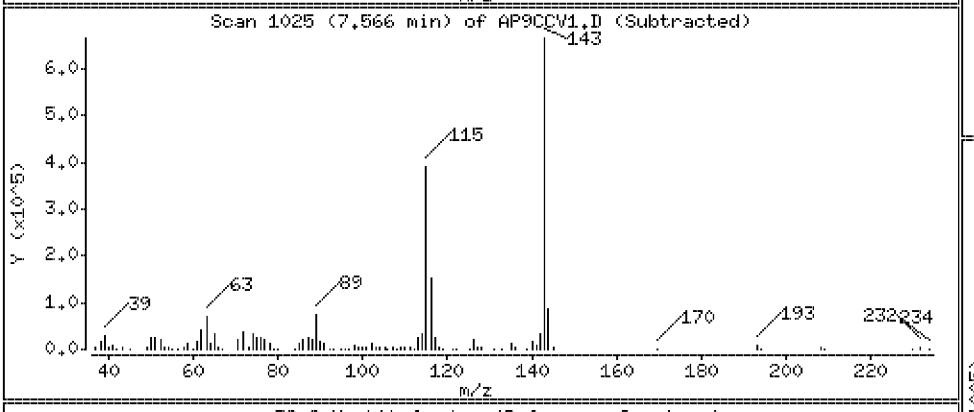

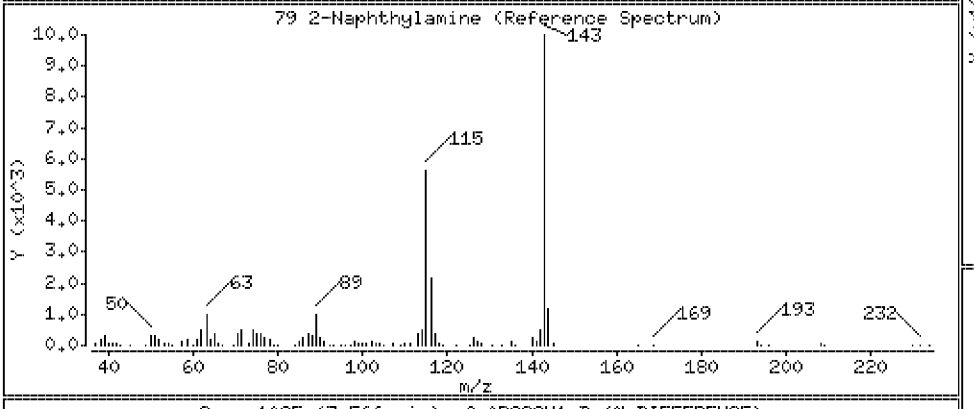

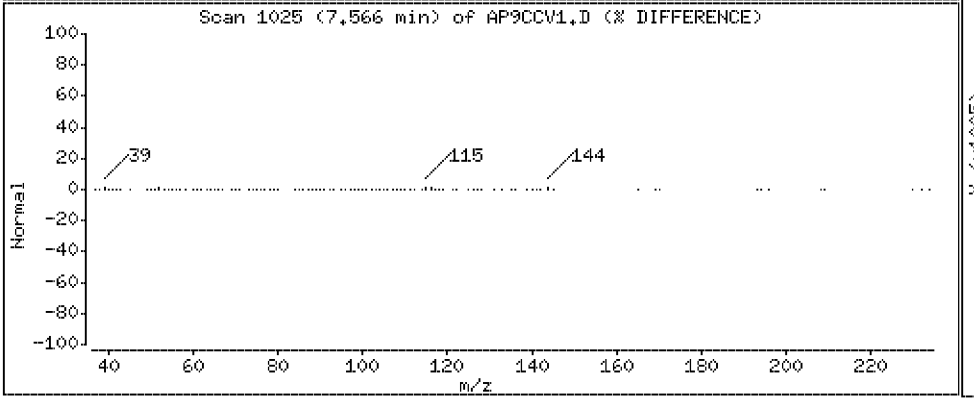

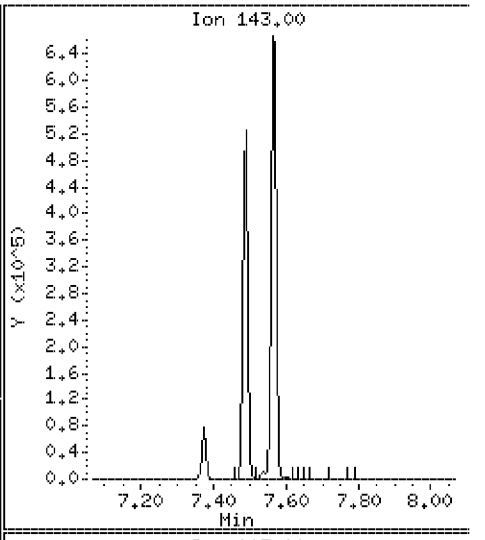

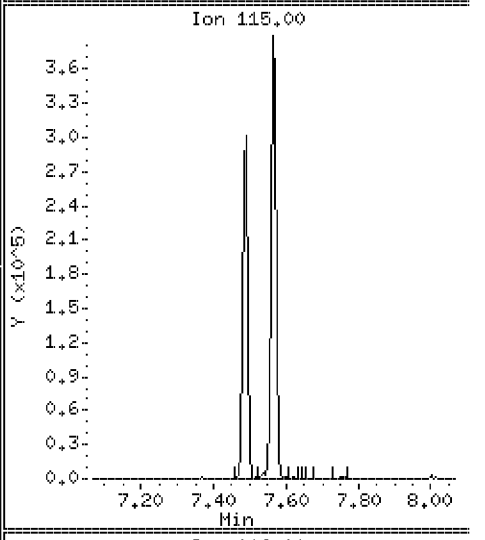

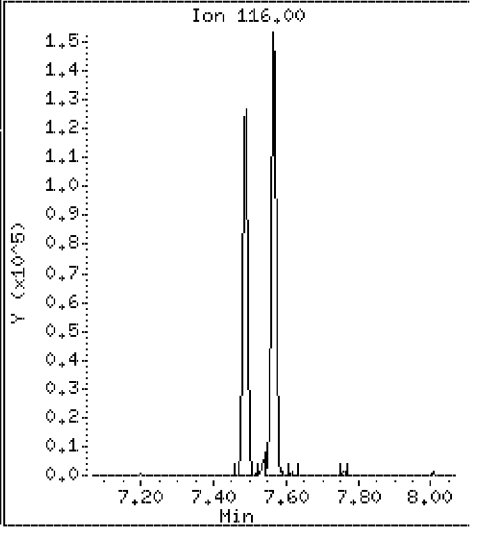

Data File: \\Svecd04\DD\chem\smsd03.i\S3050412.b\AP9CCV1.D

Date : 04-MAY-2012 09:00

Client ID: AP9CCV1 | Instrument: smsd03.i

Sample Info: 45958

Purge Volume: 1000.0 | Operator: PEL

Column phase: HPMS-5 | Column diameter: 0.25

83 5-Nitro-ortho-toluidine | Concentration: 48.6 ug/l

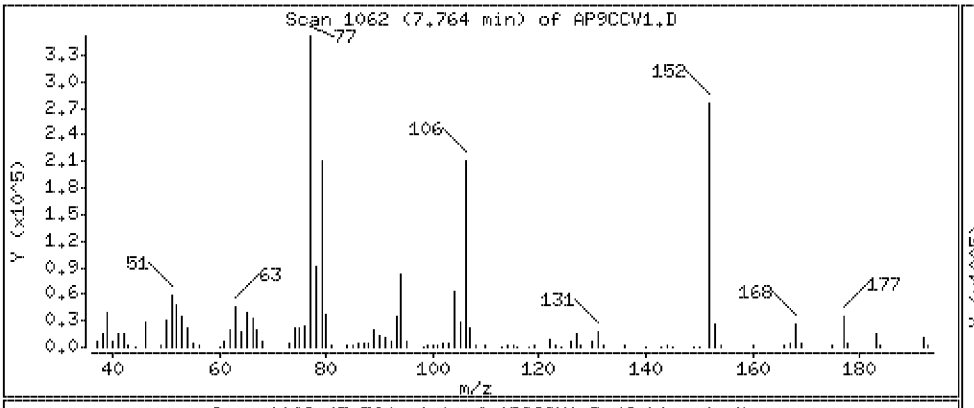

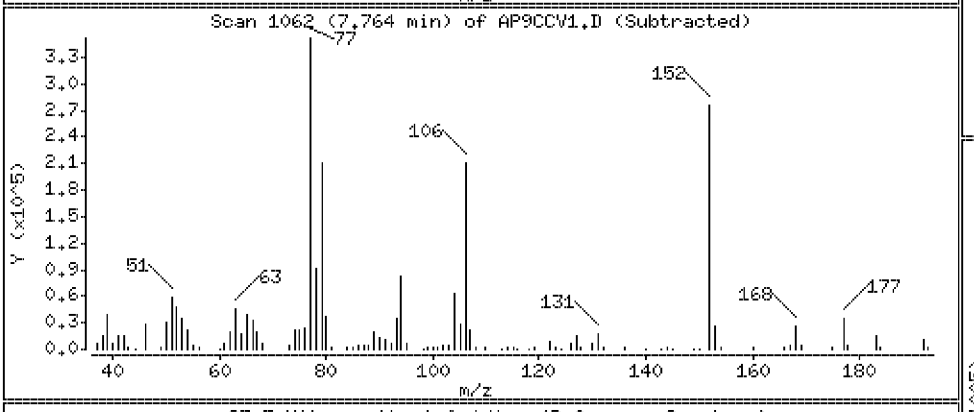

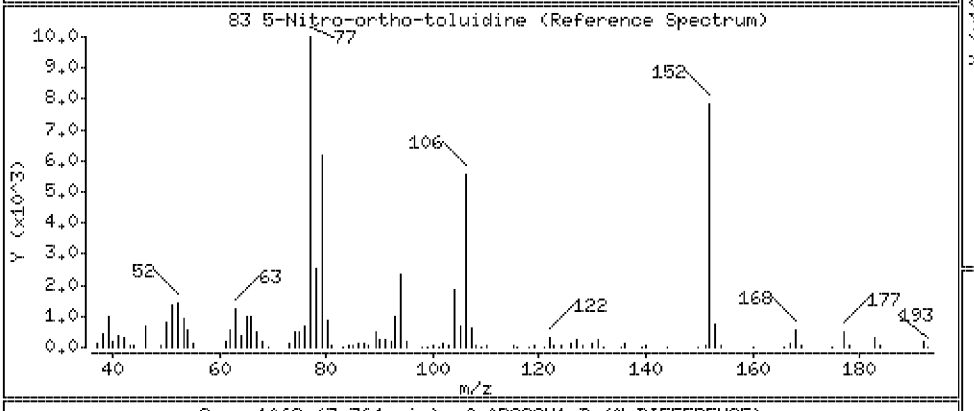

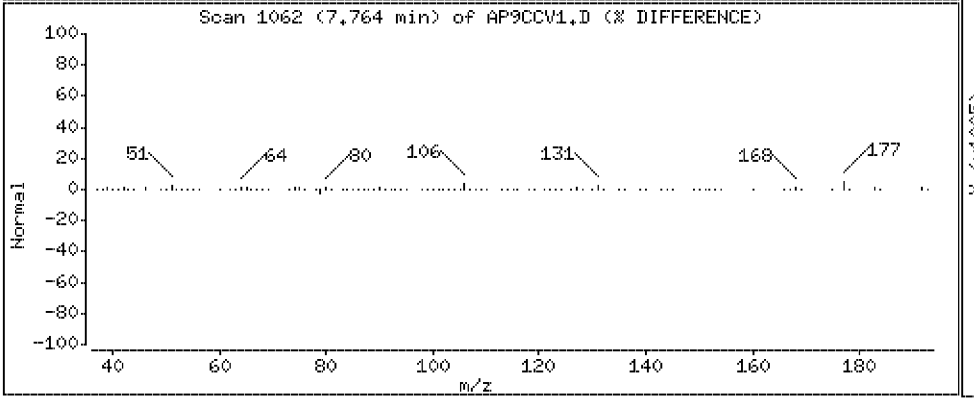

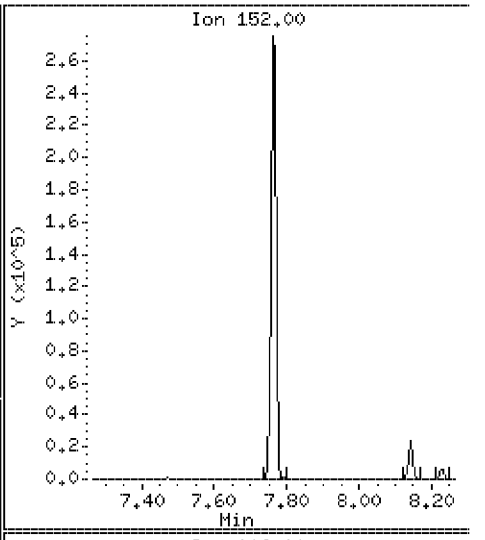

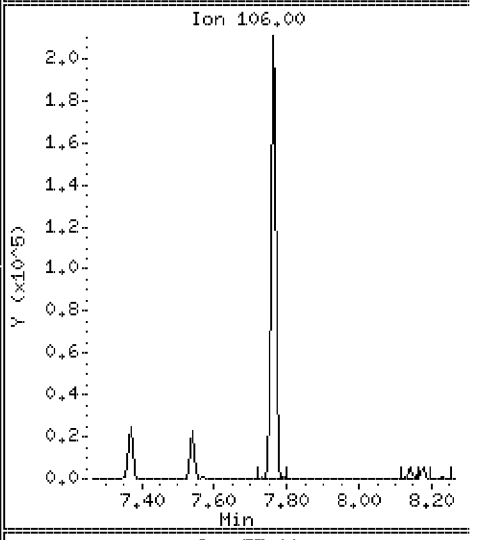

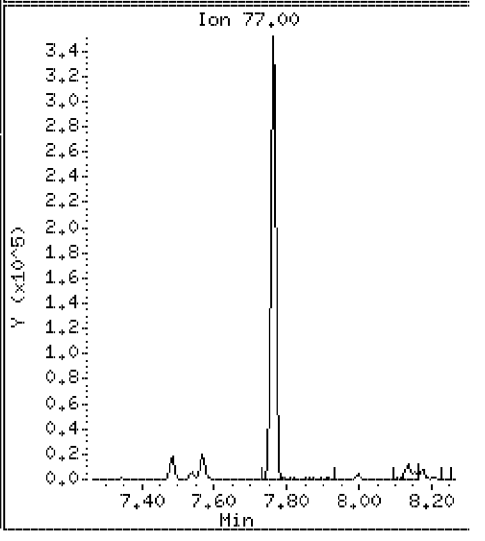

Data File: \\Svecd04\DD\chem\smsd03.i\S3050412.b\AP9CCV1.D

Date : 04-MAY-2012 09:00

Client ID: AP9CCV1 Instrument: smsd03.i

Sample Info: 45958

Purge Volume: 1000.0 Operator: PEL

Column phase: HPMS-5 Column diameter: 0.25

90 1,3,5-Trinitrobenzene Concentration: 51.3 ug/l

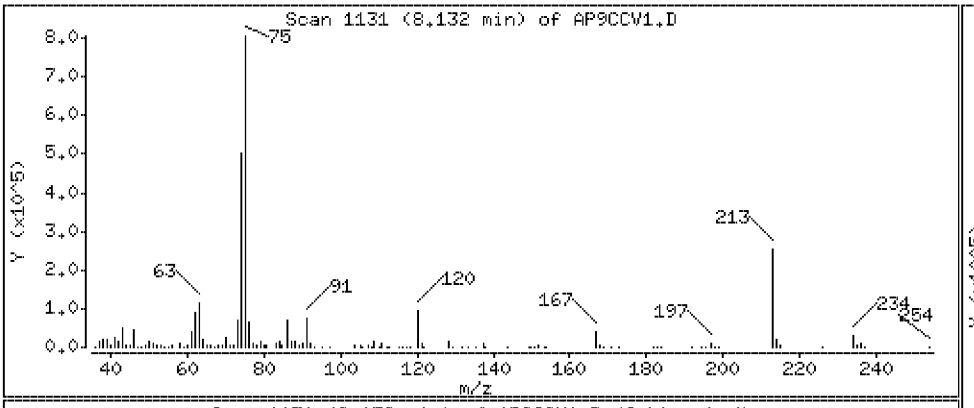

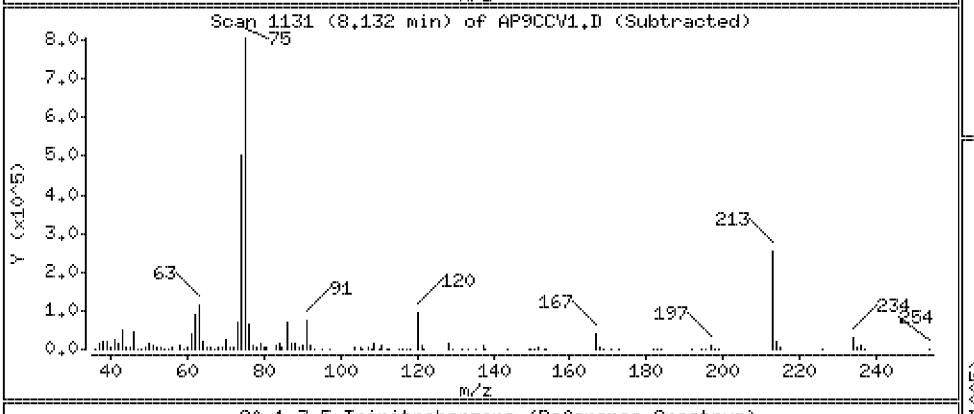

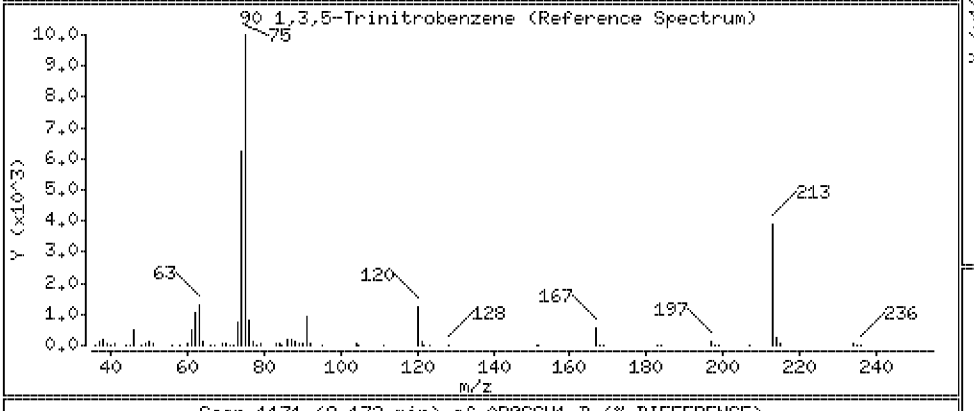

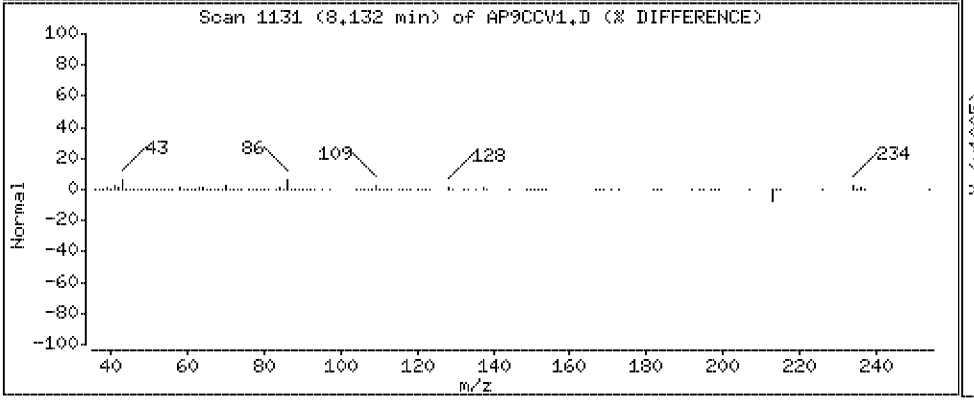

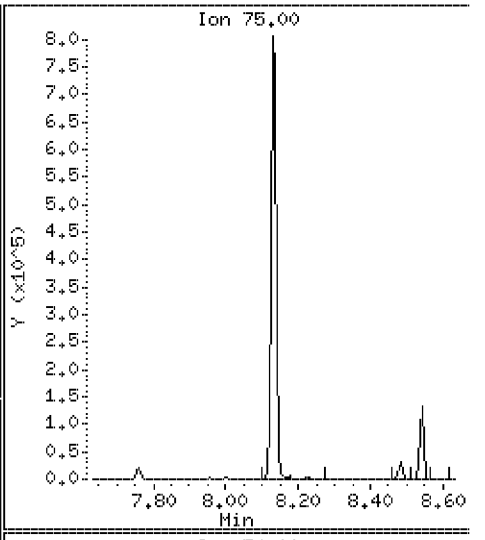

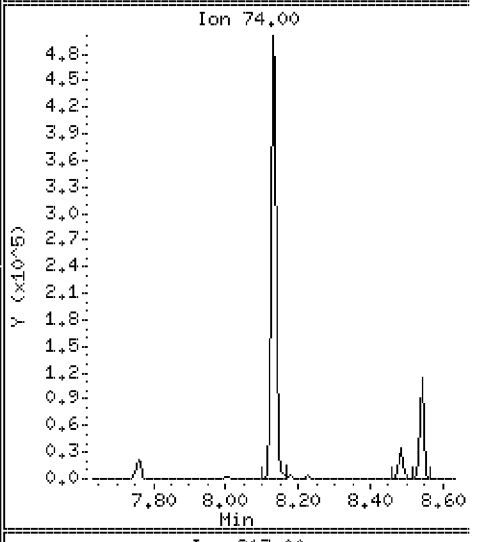

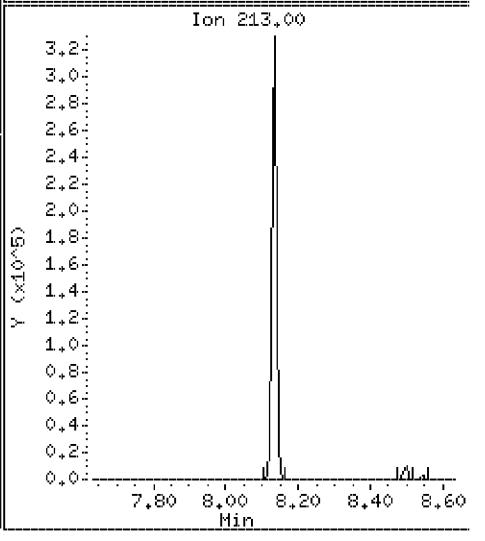

Data File: \\Svecd04\DD\chem\smsd03.i\S3050412.b\AP9CCV1.D

Date : 04-MAY-2012 09:00

Client ID: AP9CCV1

Instrument: smsd03.i

Sample Info: 45958

Purge Volume: 1000.0

Operator: PEL

Column phase: HPMS-5

Column diameter: 0.25

89 Diallate

Concentration: 47.3 ug/l

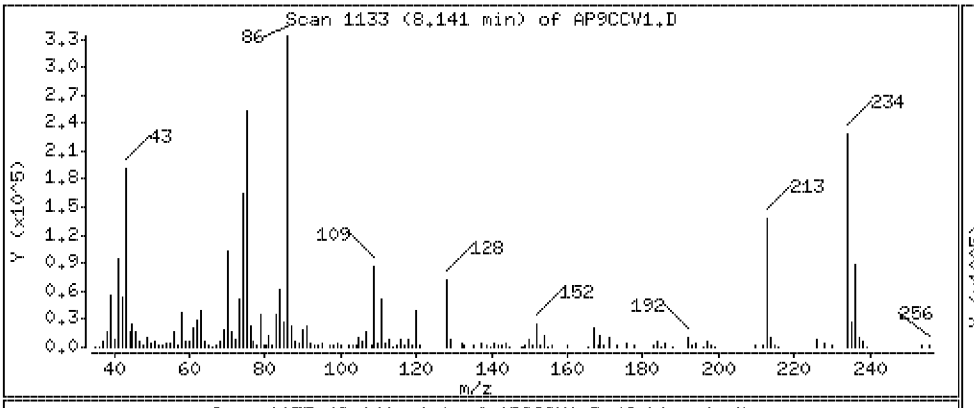

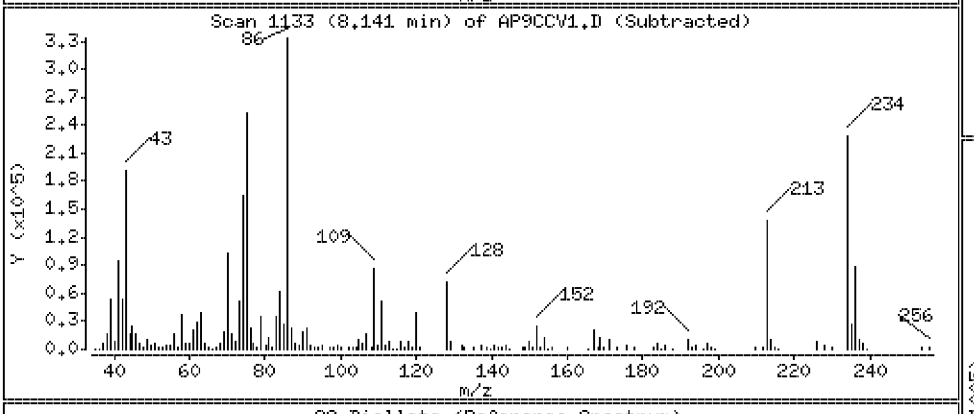

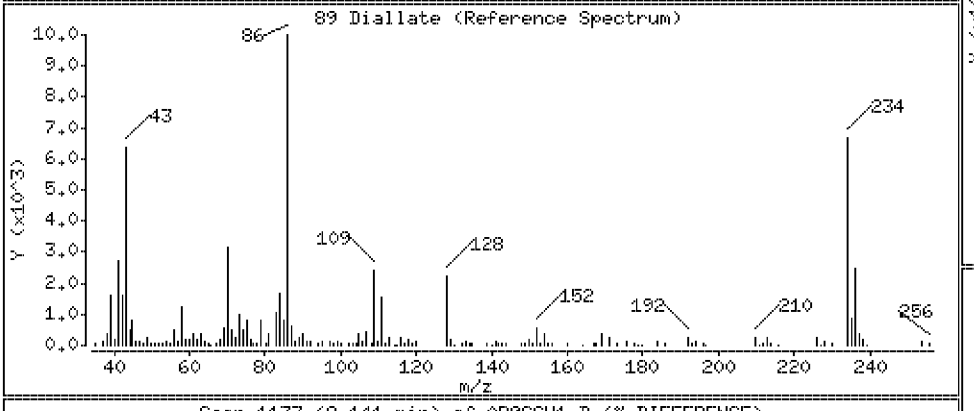

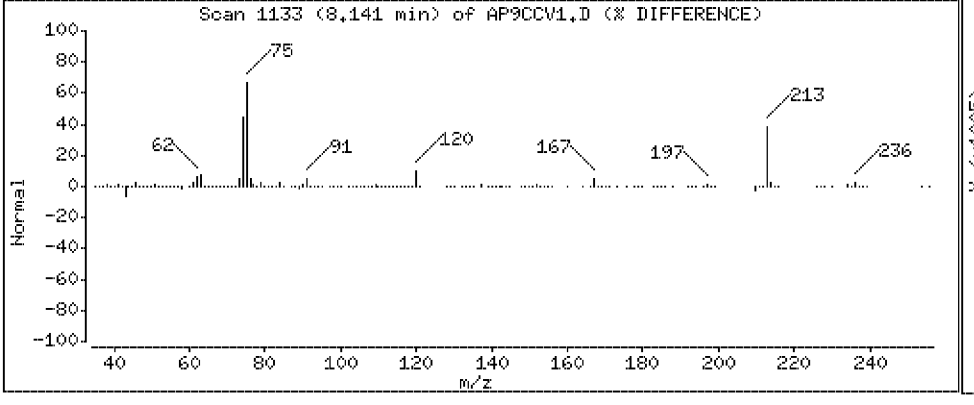

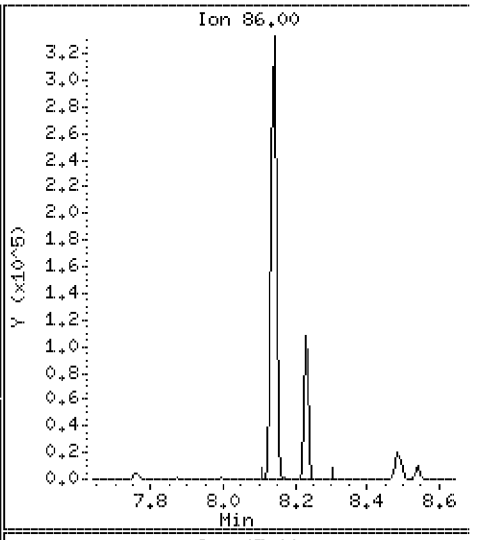

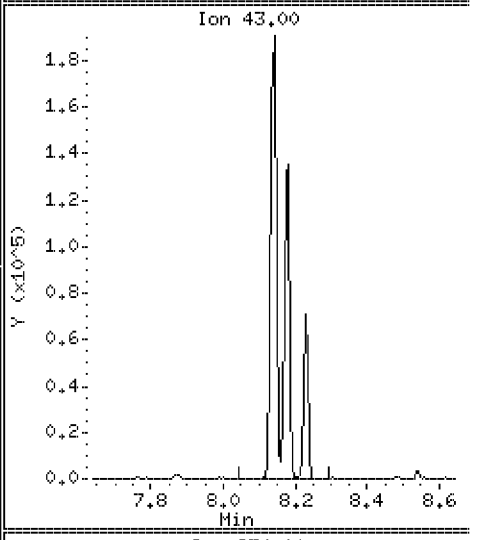

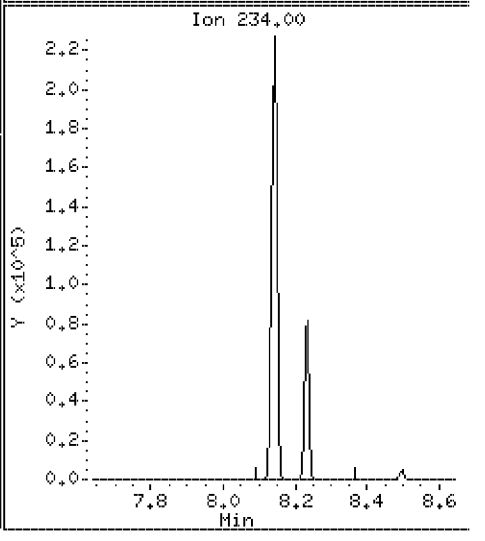

Data File: \\Svecd04\DD\chem\smsd03.i\S3050412.b\AP9CCV1.D

Date : 04-MAY-2012 09:00

Client ID: AP9CCV1 | Instrument: smsd03.i

Sample Info: 45958

Purge Volume: 1000.0 | Operator: PEL

Column phase: HPMS-5 | Column diameter: 0.25

92 Phenacetin | Concentration: 46.1 ug/l

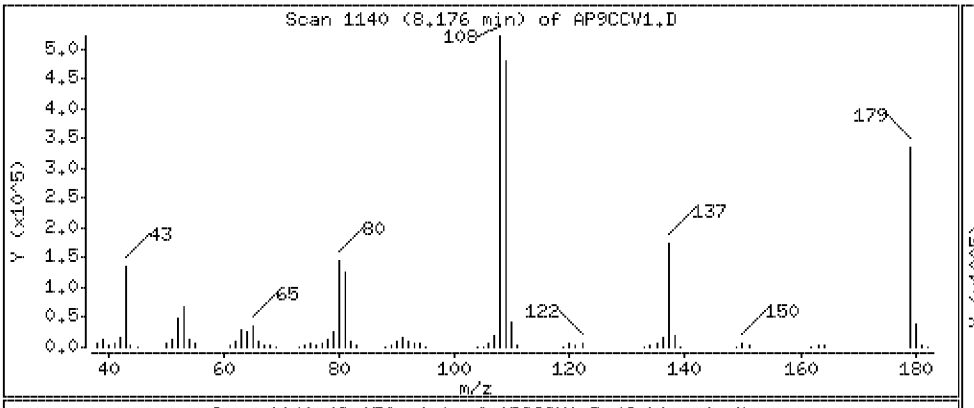

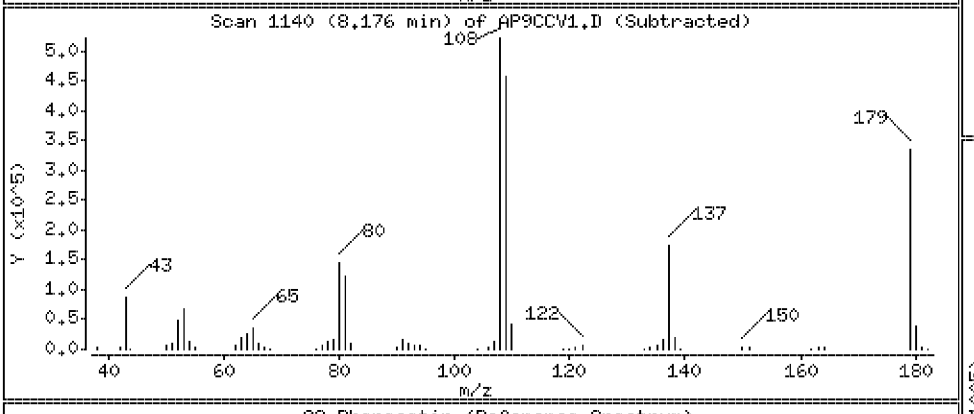

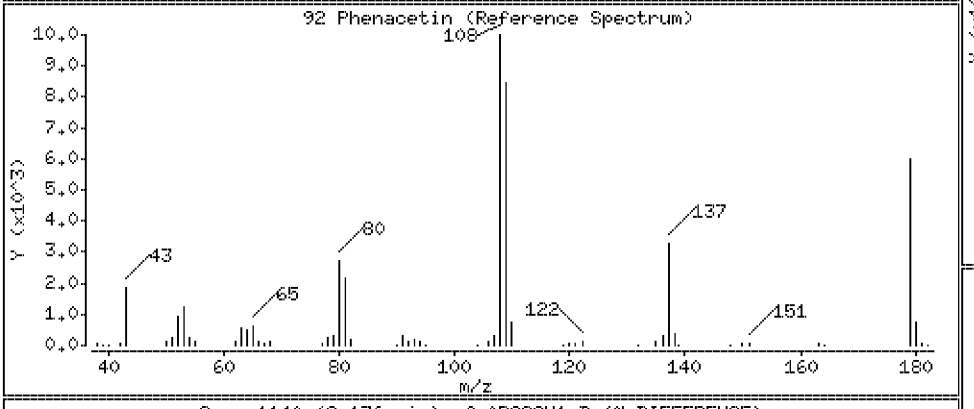

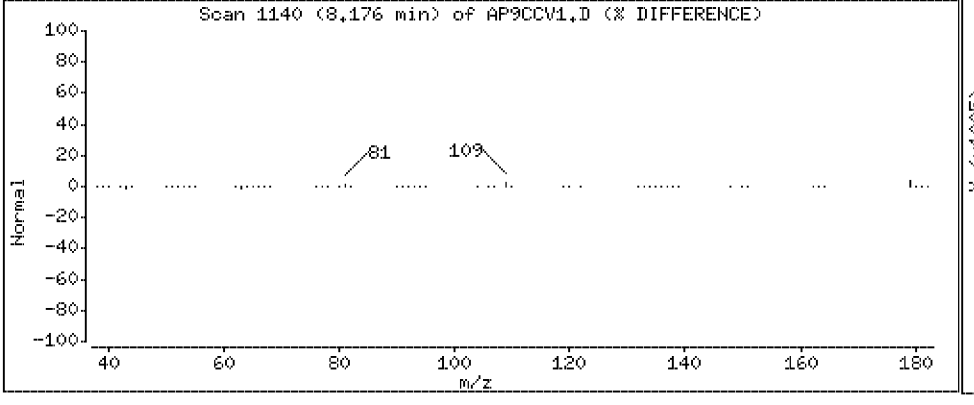

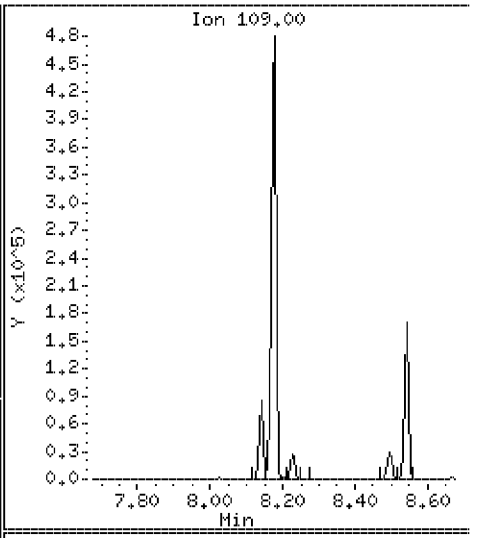

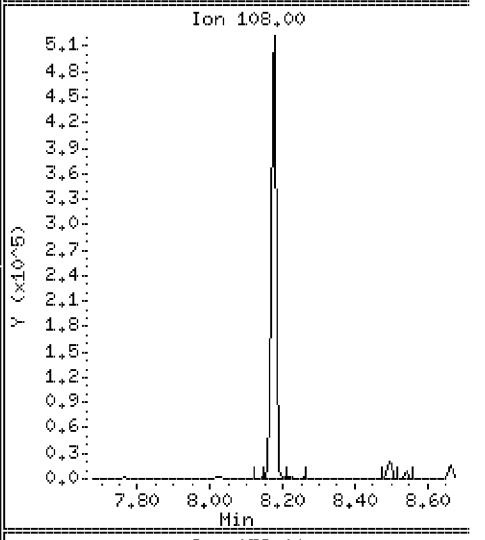

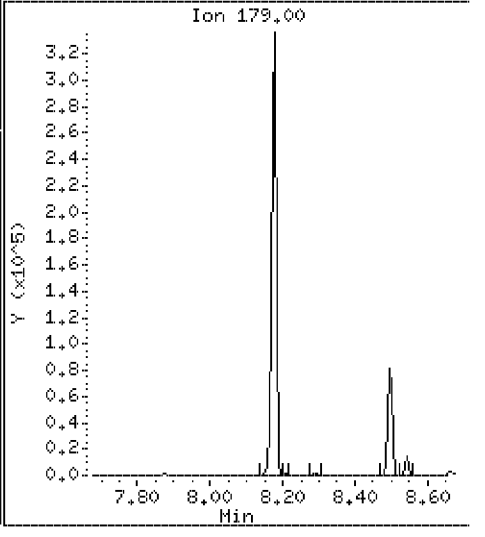

Data File: \\Svecd04\DD\chem\smsd03.i\S3050412.b\AP9CCV1.D

Date : 04-MAY-2012 09:00

Client ID: AP9CCV1 | Instrument: smsd03.i

Sample Info: 45958

Purge Volume: 1000.0 | Operator: PEL

Column phase: HPMS-5 | Column diameter: 0.25

91 p-Phenylenediamine | Concentration: 47.8 ug/l

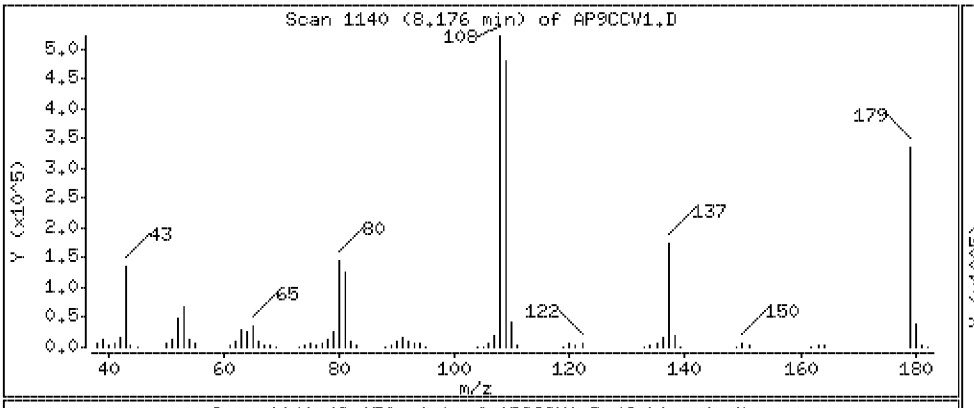

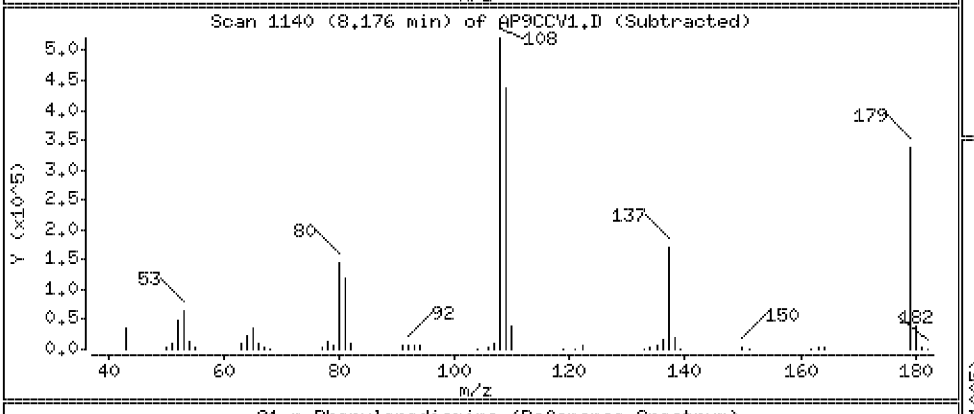

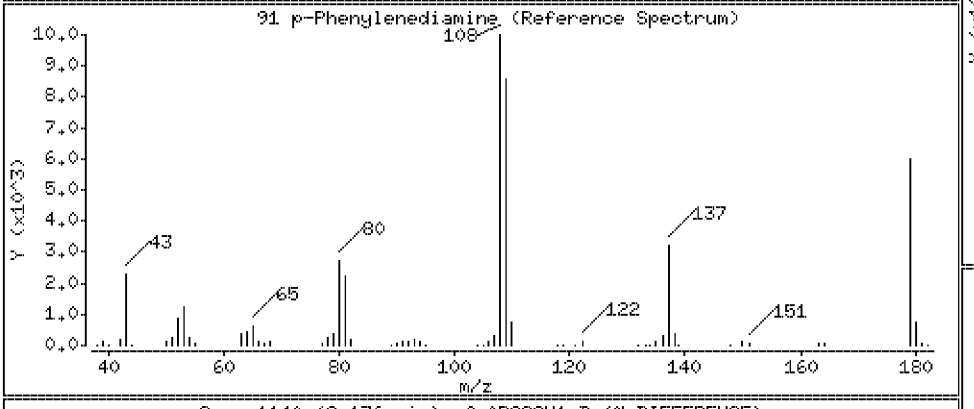

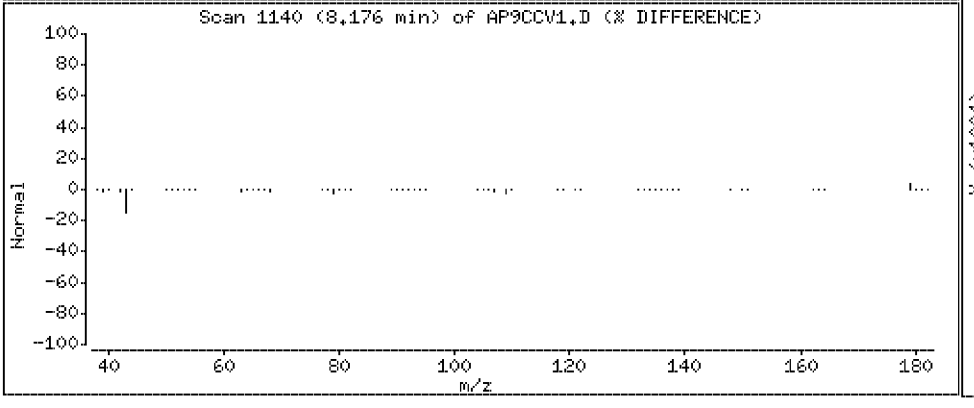

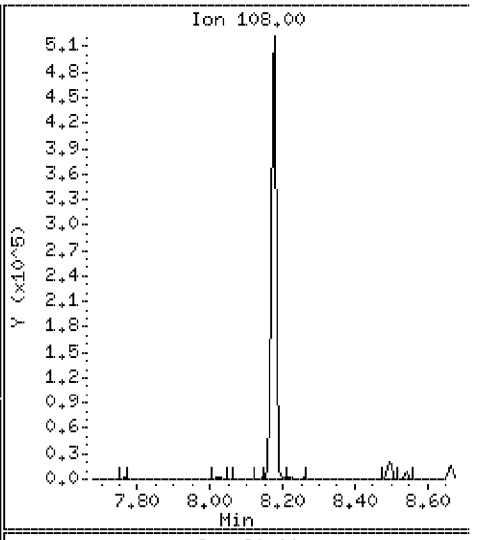

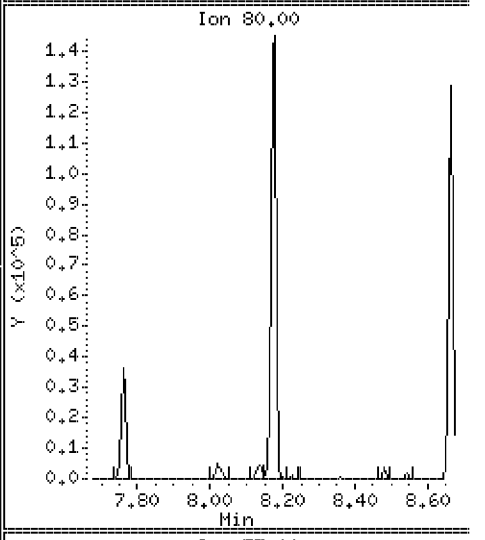

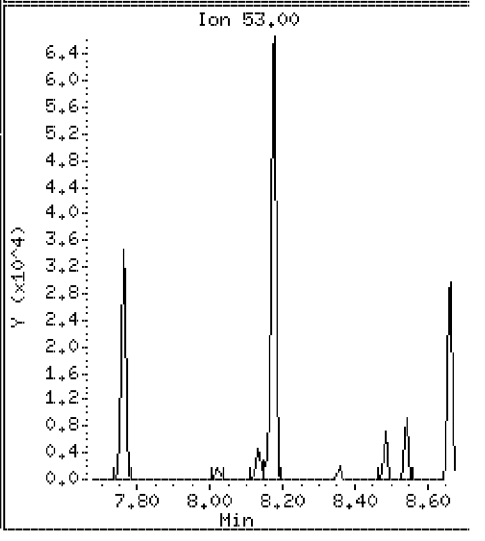

Data File: \\Svecd04\DD\chem\smsd03.i\S3050412.b\AP9CCV1.D

Date : 04-MAY-2012 09:00

Client ID: AP9CCV1 Instrument: smsd03.i

Sample Info: 45958

Purge Volume: 1000.0 Operator: PEL

Column phase: HPMS-5 Column diameter: 0.25

97 Pentachloronitrobenzene Concentration: 45.8 ug/l

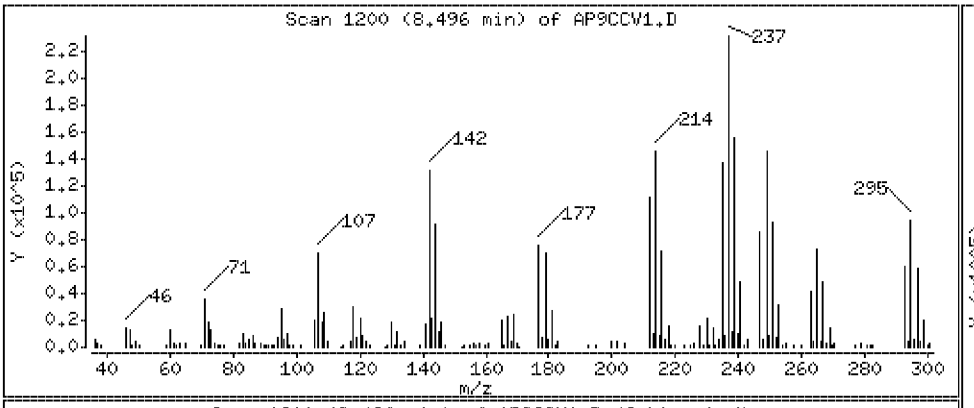

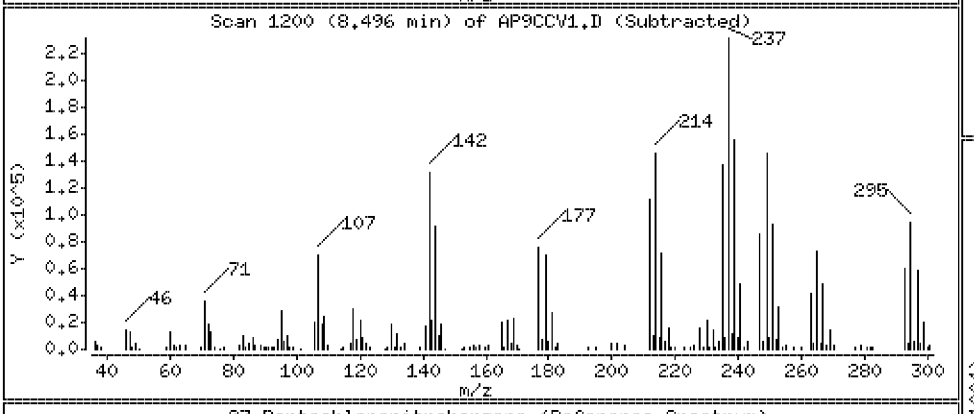

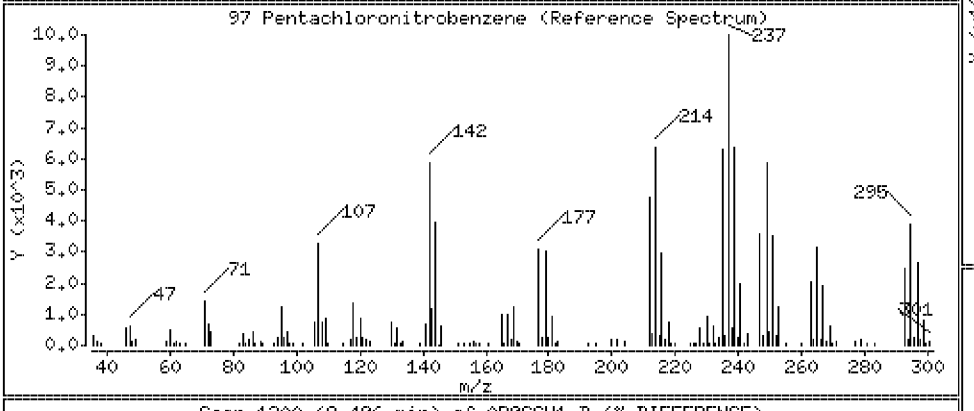

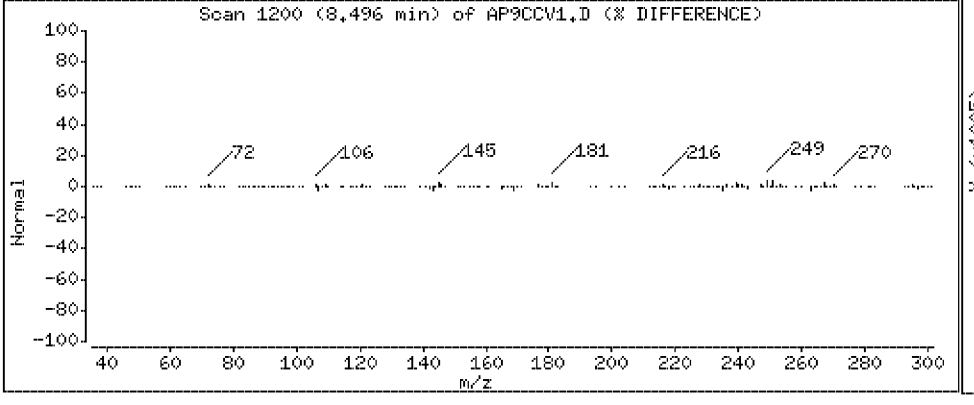

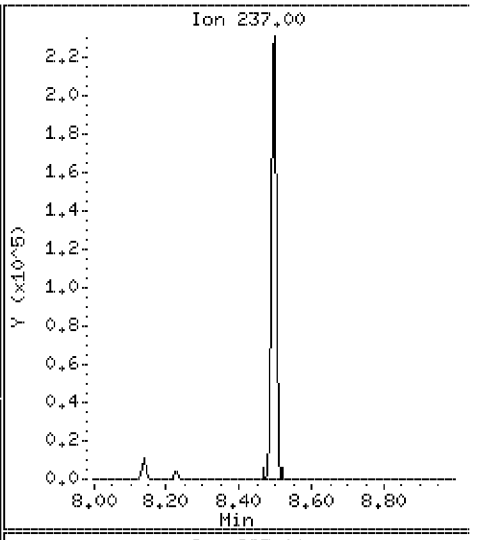

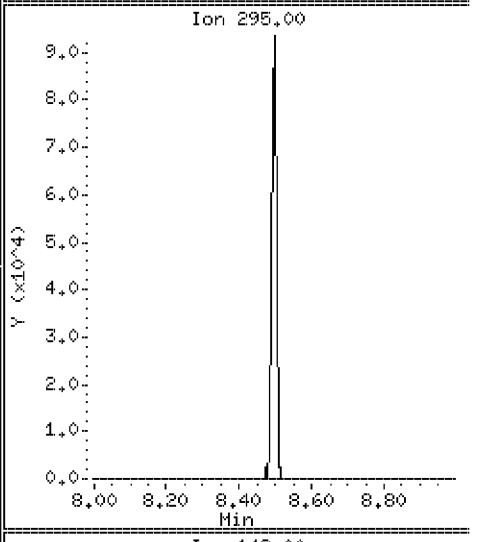

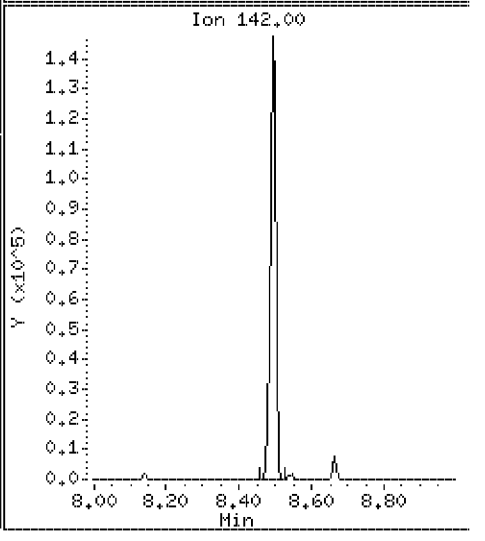

Data File: \\Svecd04\DD\chem\smsd03.i\S3050412.b\AP9CCV1.D

Date : 04-MAY-2012 09:00

Client ID: AP9CCV1 | Instrument: smsd03.i

Sample Info: 45958

Purge Volume: 1000.0 | Operator: PEL

Column phase: HPMS-5 | Column diameter: 0.25

98 4-Aminobiphenyl | Concentration: 44.9 ug/l

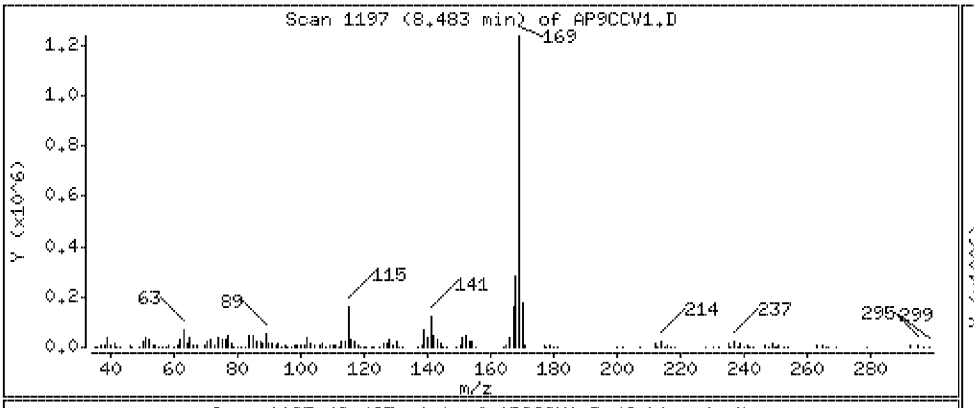

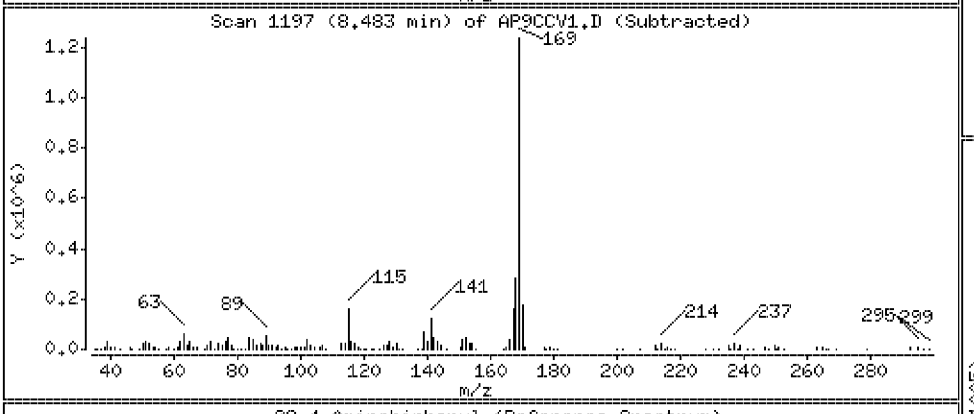

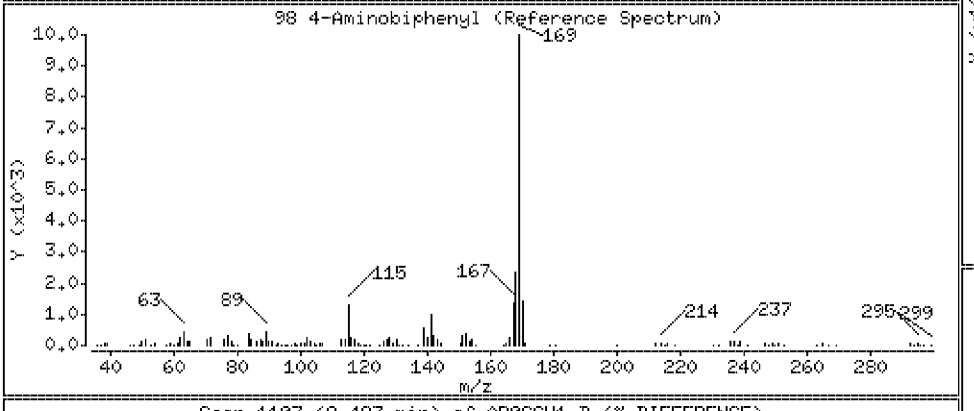

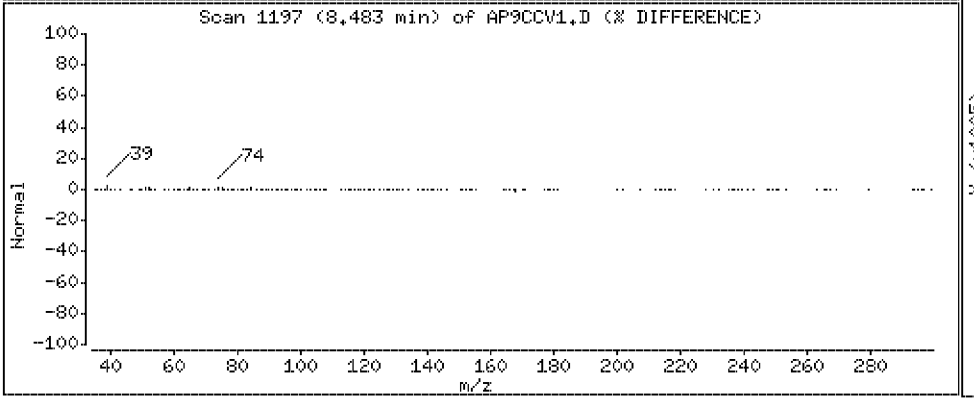

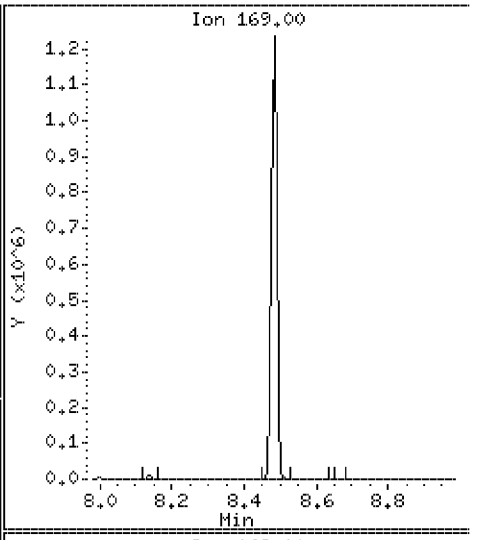

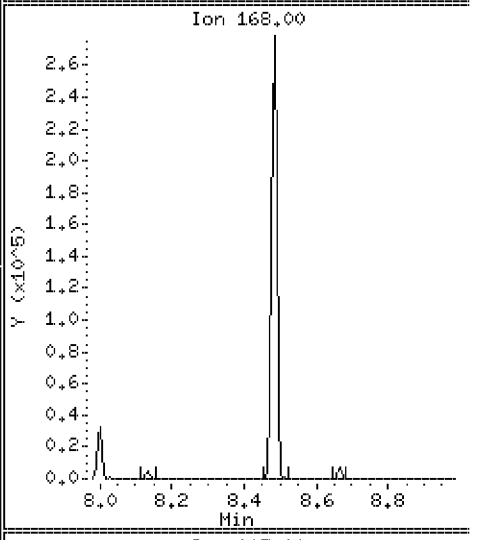

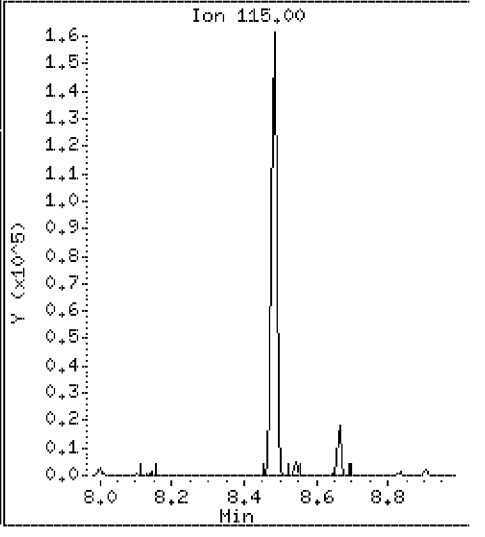

Data File: \\Svecd04\DD\chem\smsd03.i\S3050412.b\AP9CCV1.D

Date : 04-MAY-2012 09:00

Client ID: AP9CCV1

Instrument: smsd03.i

Sample Info: 45958

Purge Volume: 1000.0

Operator: PEL

Column phase: HPMS-5

Column diameter: 0.25

99 Pronamide

Concentration: 46.6 ug/l

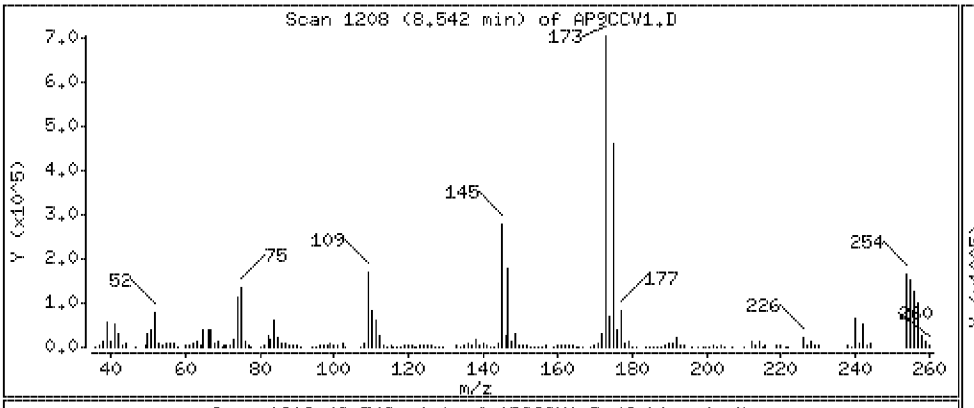

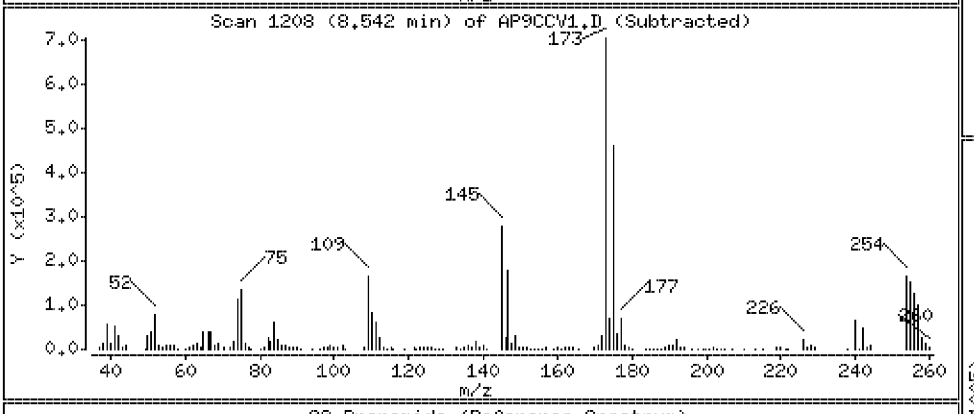

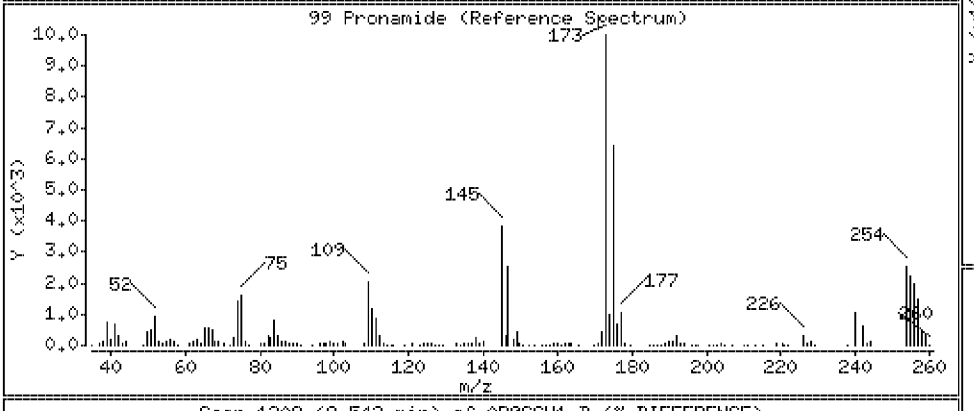

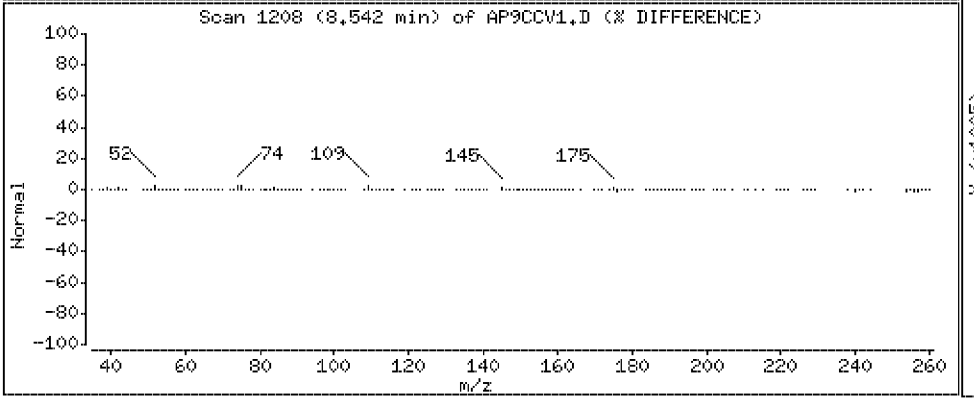

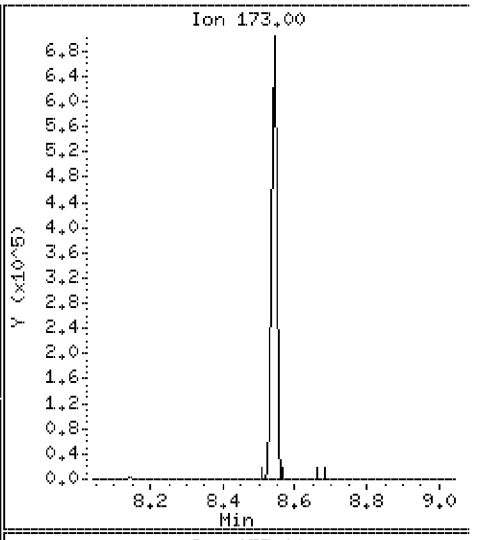

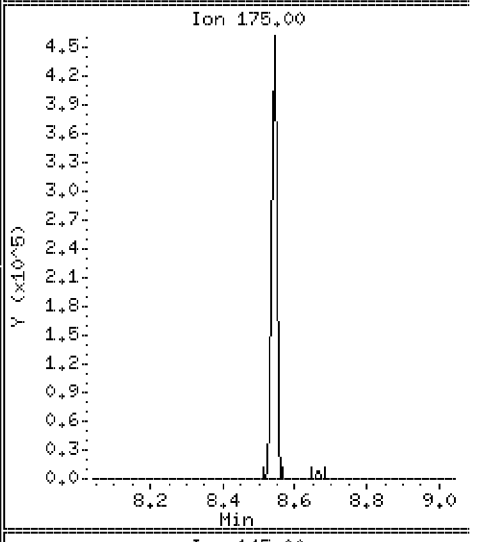

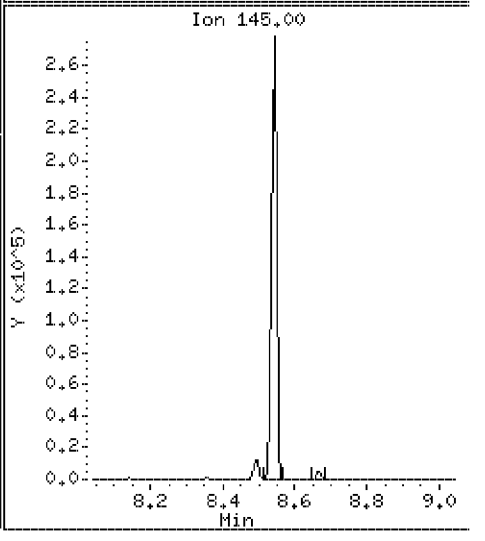

Data File: \\Svecd04\DD\chem\smsd03.i\S3050412.b\AP9CCV1.D

Date : 04-MAY-2012 09:00

Client ID: AP9CCV1 Instrument: smsd03.i

Sample Info: 45958

Purge Volume: 1000.0 Operator: PEL

Column phase: HPMS-5 Column diameter: 0.25

102 Dinoseb Concentration: 45.0 ug/l

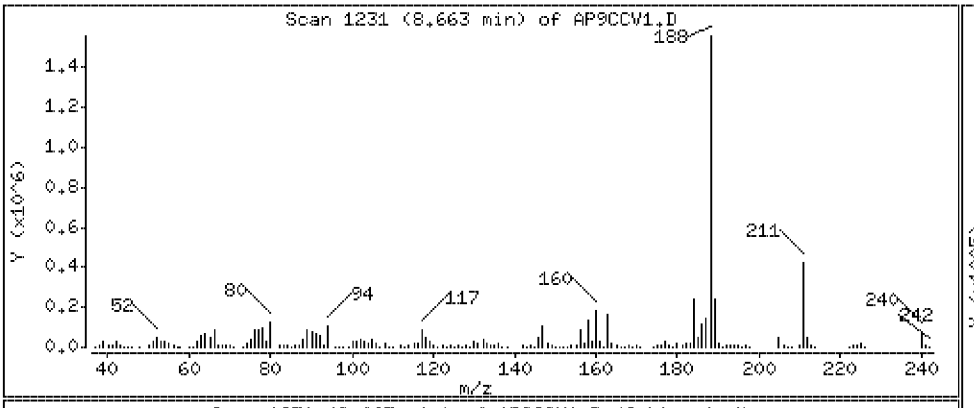

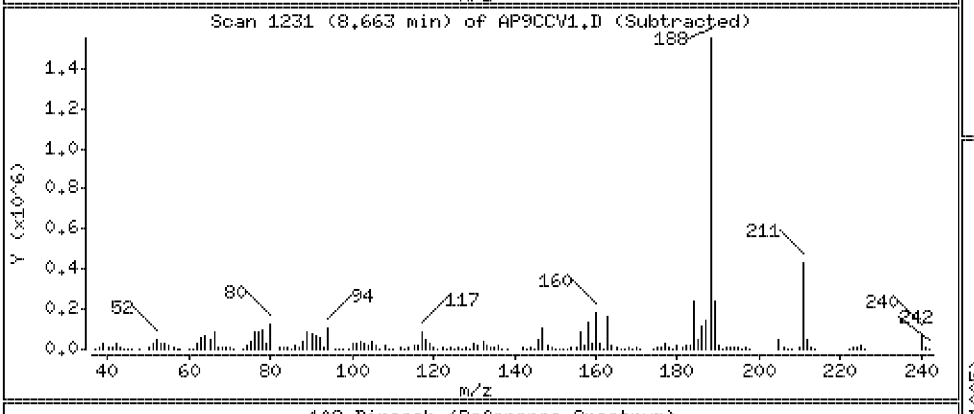

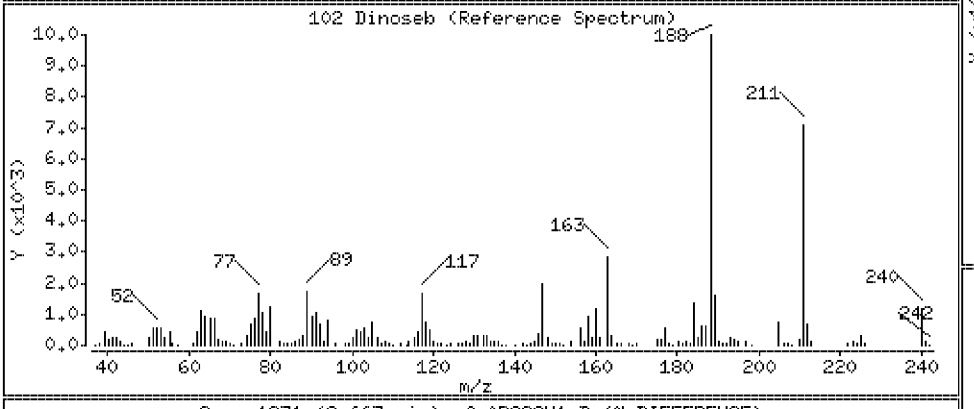

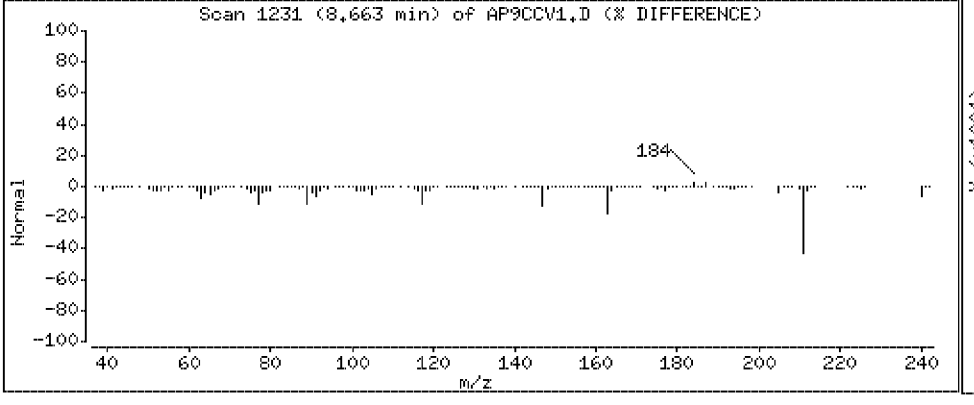

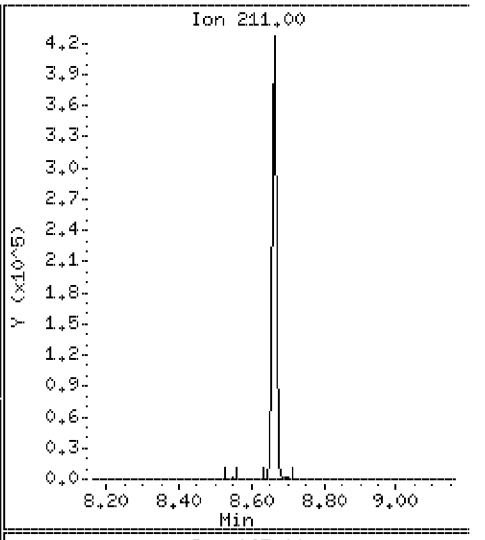

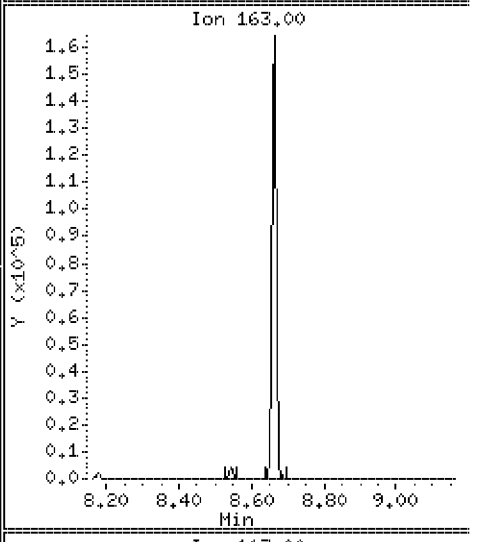

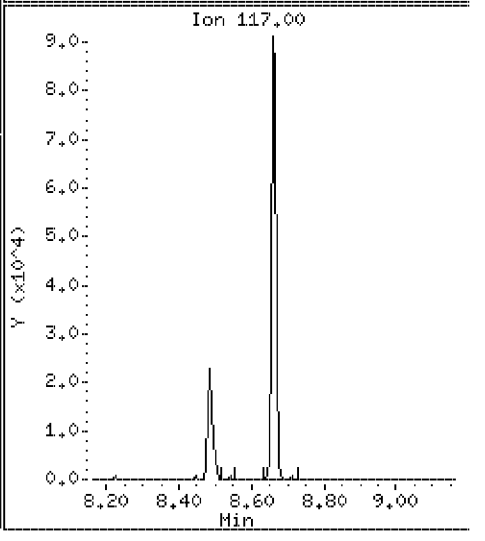

Data File: \\Svecd04\DD\chem\smsd03.i\S3050412.b\AP9CCV1.D

Date : 04-MAY-2012 09:00

Client ID: AP9CCV1 Instrument: smsd03.i

Sample Info: 45958

Purge Volume: 1000.0 Operator: PEL

Column phase: HPMS-5 Column diameter: 0.25

106 4-Nitroquinoline-1-oxide Concentration: 32.2 ug/l

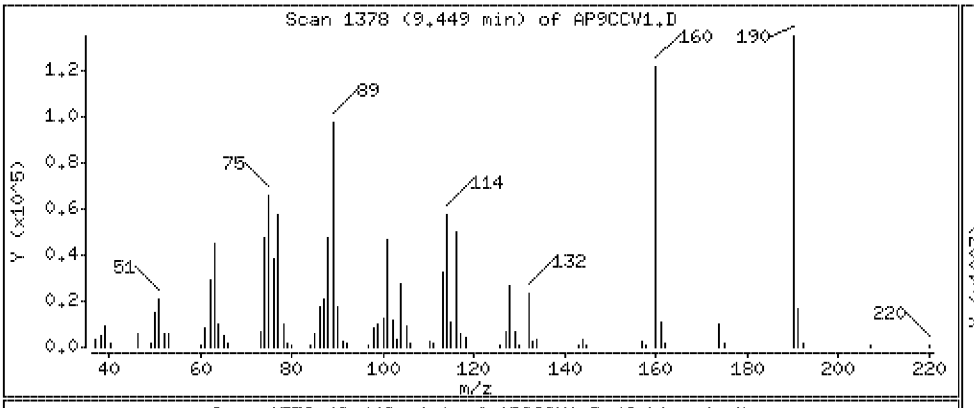

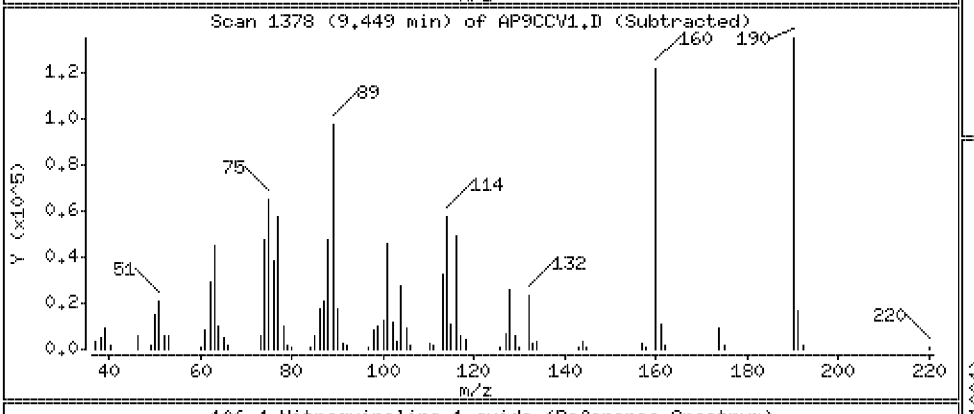

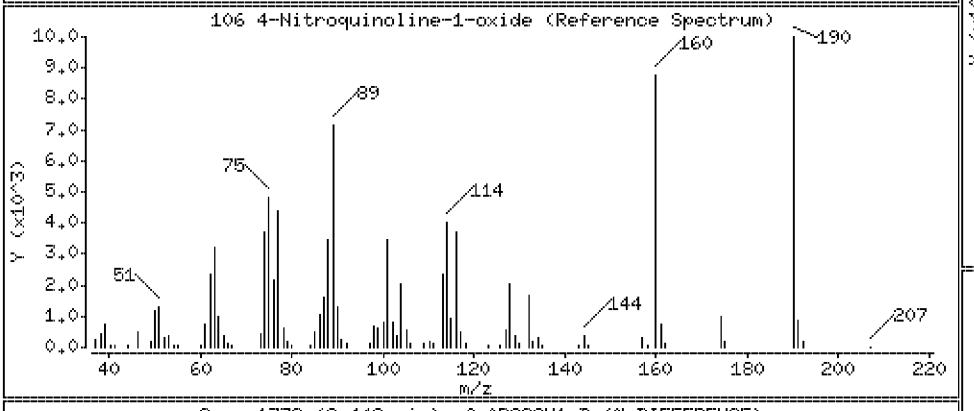

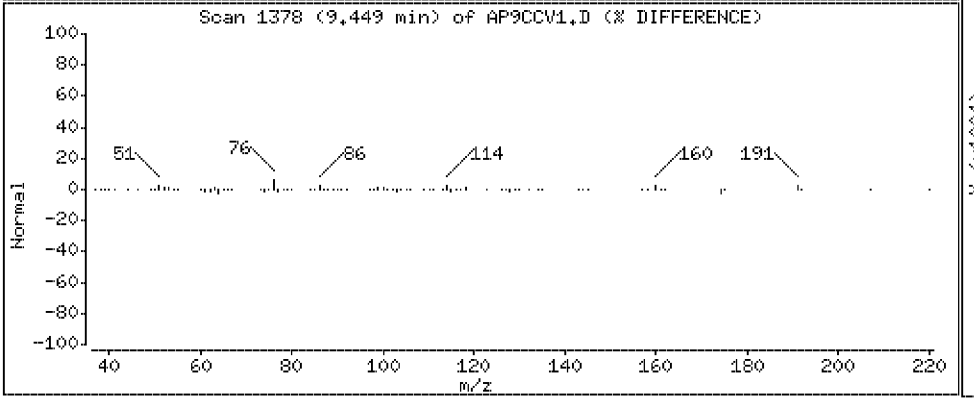

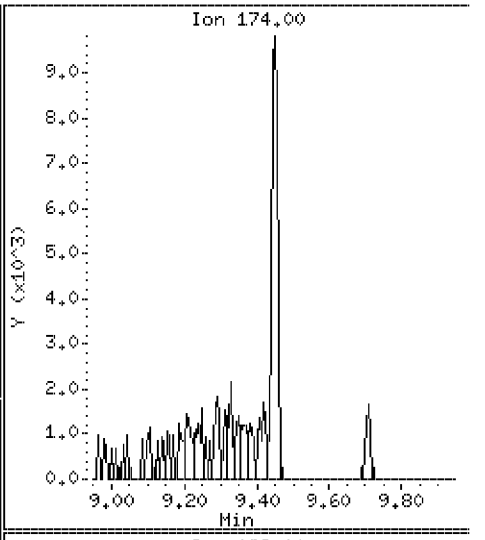

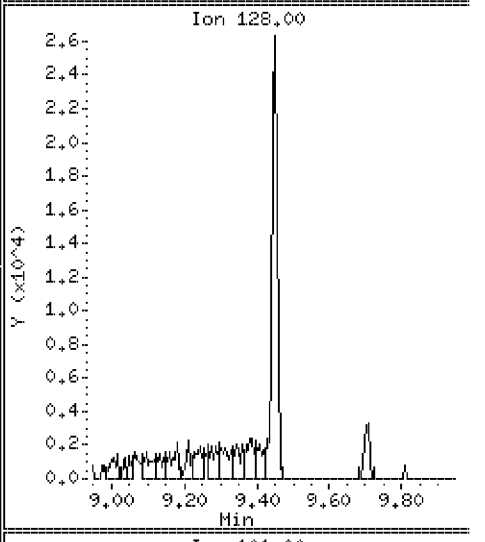

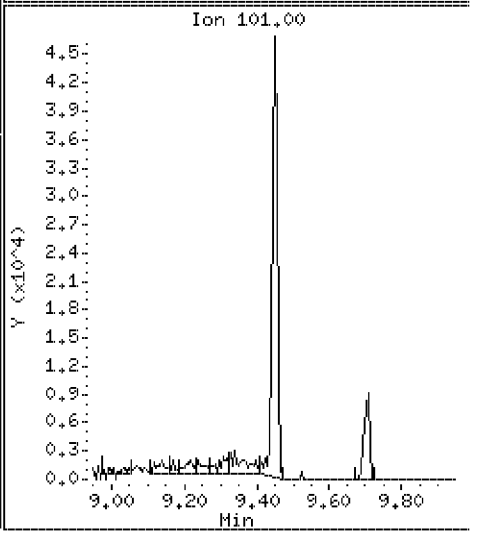

Data File: \\Svecd04\DD\chem\smsd03.i\S3050412.b\AP9CCV1.D

Date : 04-MAY-2012 09:00

Client ID: AP9CCV1

Instrument: smsd03.i

Sample Info: 45958

Purge Volume: 1000.0

Operator: PEL

Column phase: HPMS-5

Column diameter: 0.25

107 Methapyrilene

Concentration: 48.8 ug/l

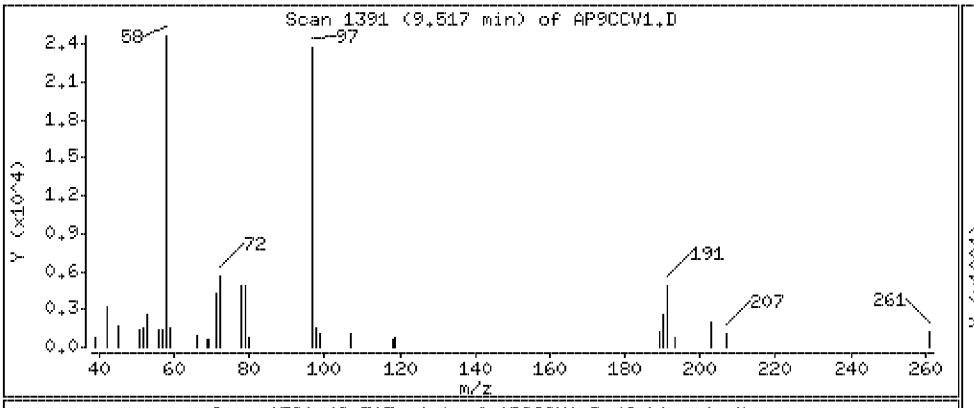

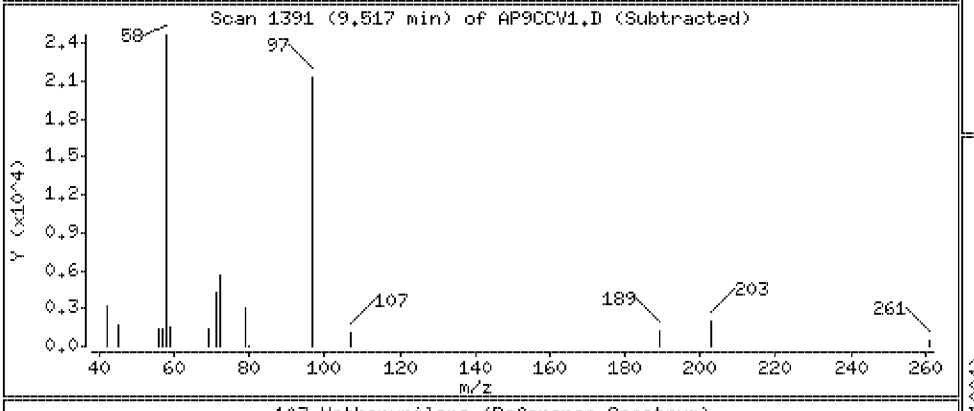

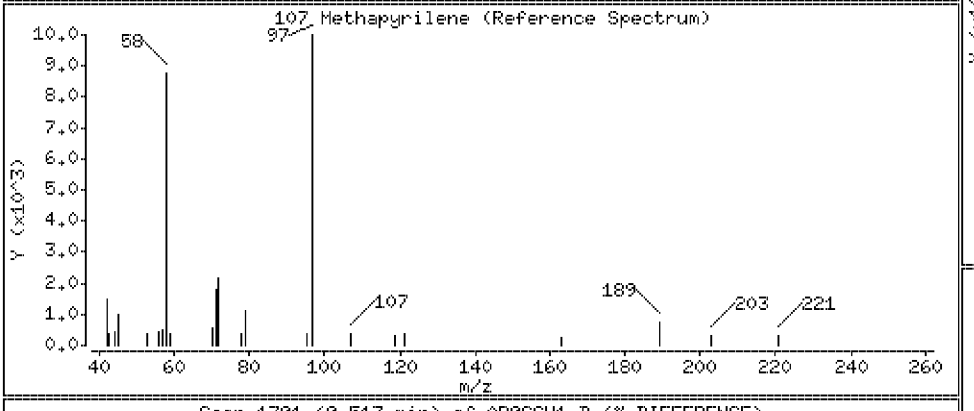

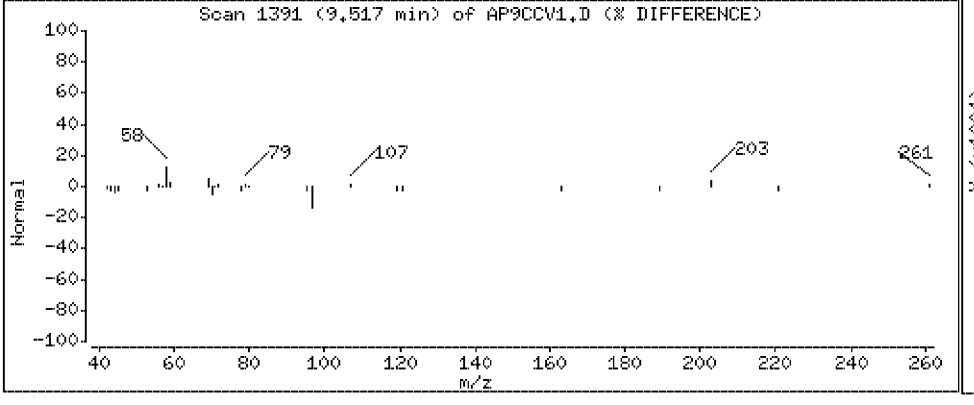

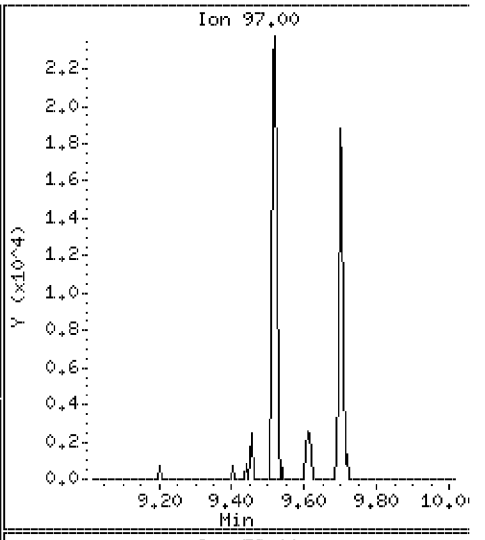

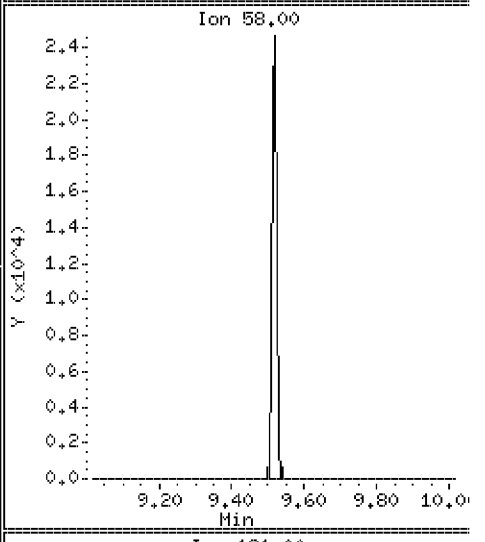

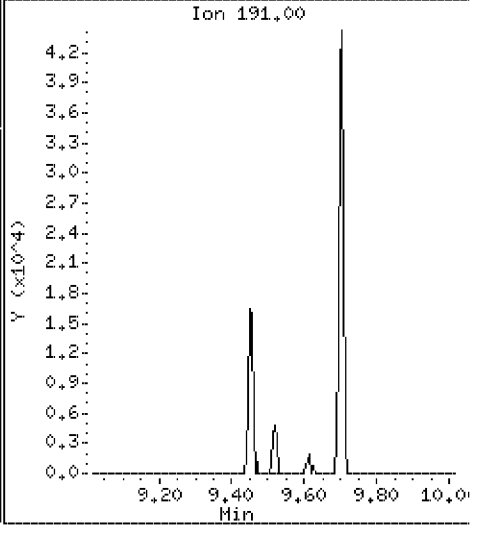

Data File: \\Svecd04\DD\chem\smsd03.i\S3050412.b\AP9CCV1.D

Date : 04-MAY-2012 09:00

Client ID: AP9CCV1 Instrument: smsd03.i

Sample Info: 45958

Purge Volume: 1000.0 Operator: PEL

Column phase: HPMS-5 Column diameter: 0.25

108 Isodrin Concentration: 44.0 ug/l

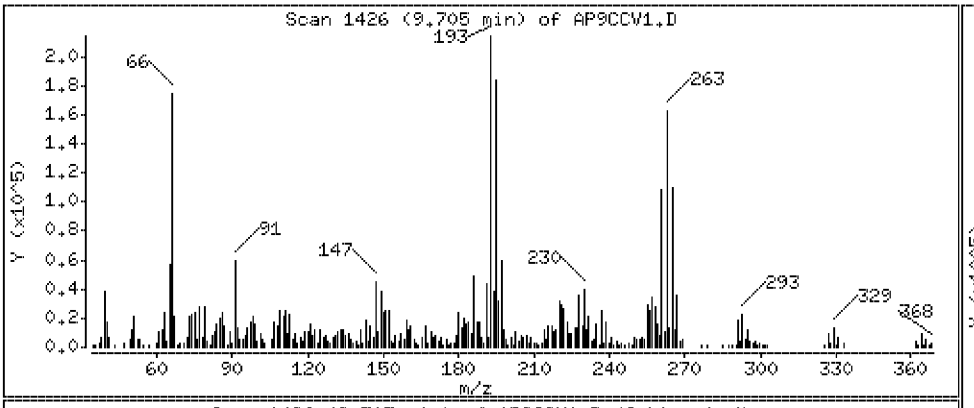

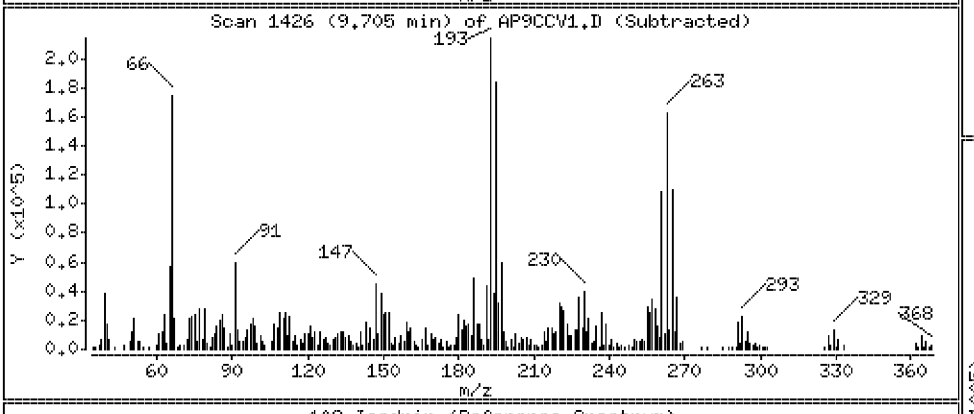

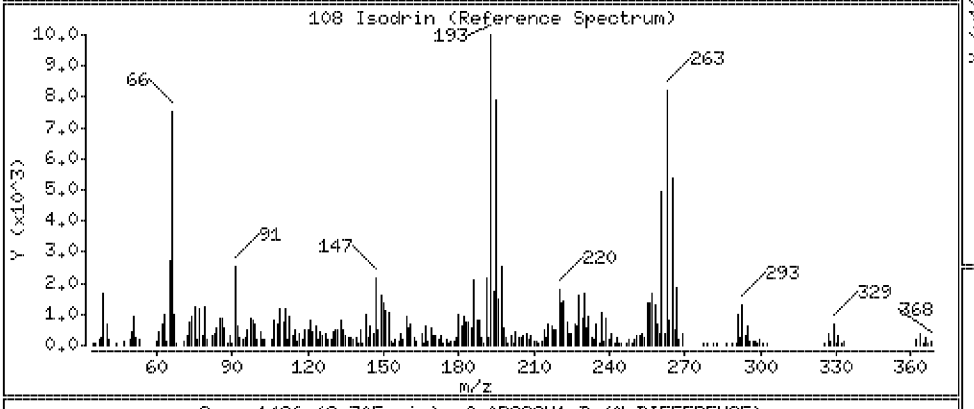

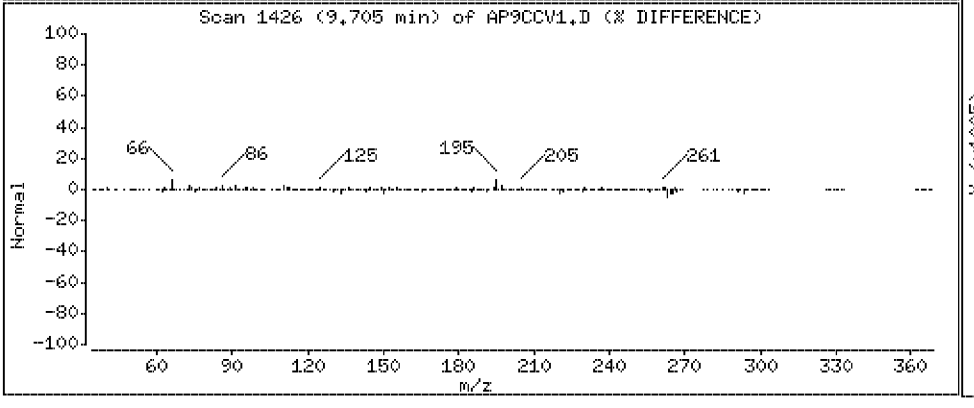

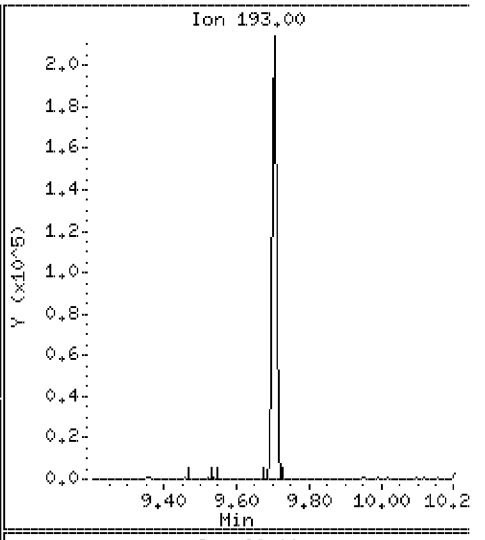

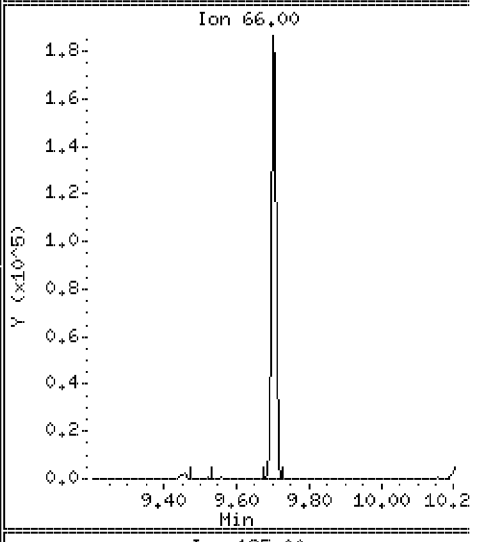

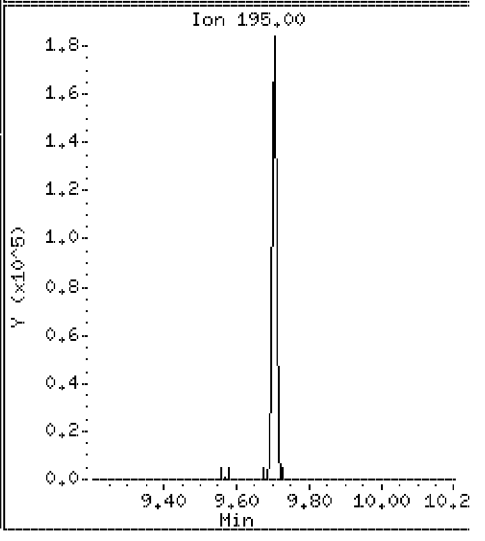

Data File: \\Svecd04\DD\chem\smsd03.i\S3050412.b\AP9CCV1.D

Date : 04-MAY-2012 09:00

Client ID: AP9CCV1 Instrument: smsd03.i

Sample Info: 45958

Purge Volume: 1000.0 Operator: PEL

Column phase: HPMS-5 Column diameter: 0.25

113 Aramite Concentration: 44.9 ug/l

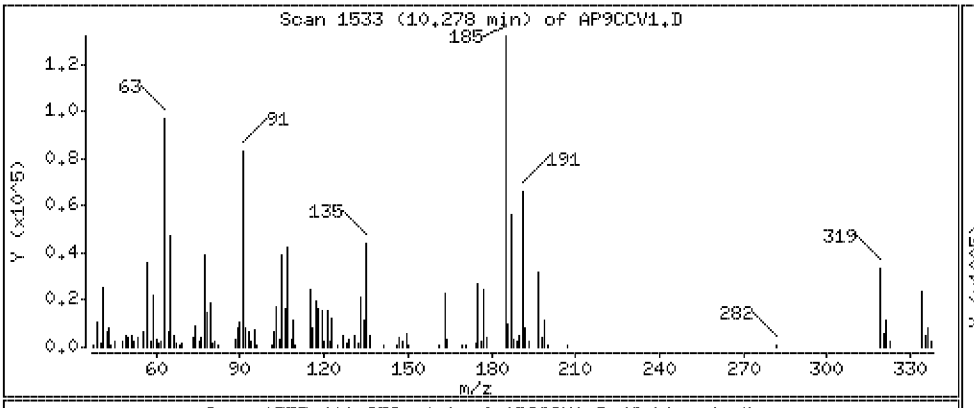

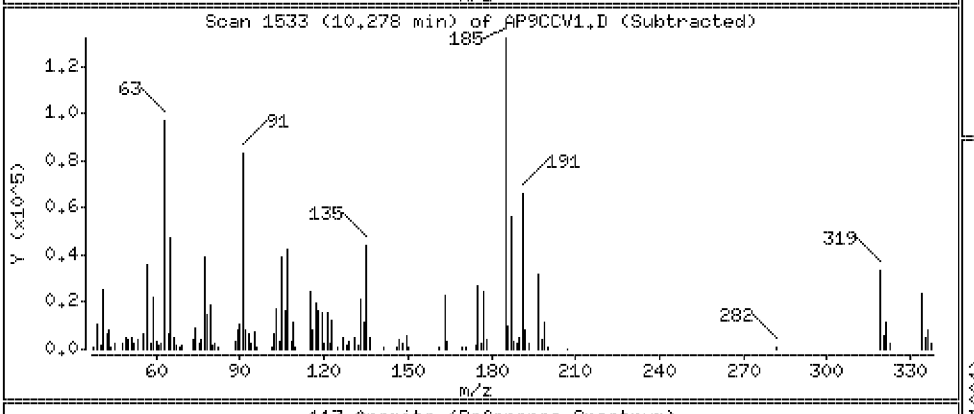

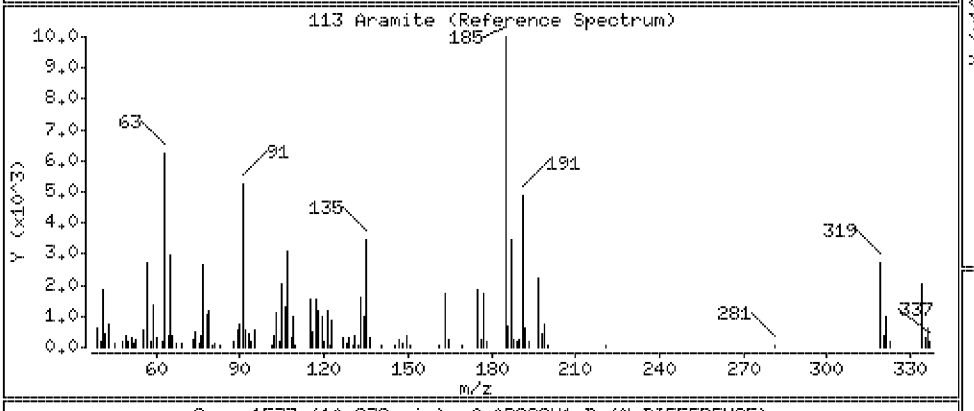

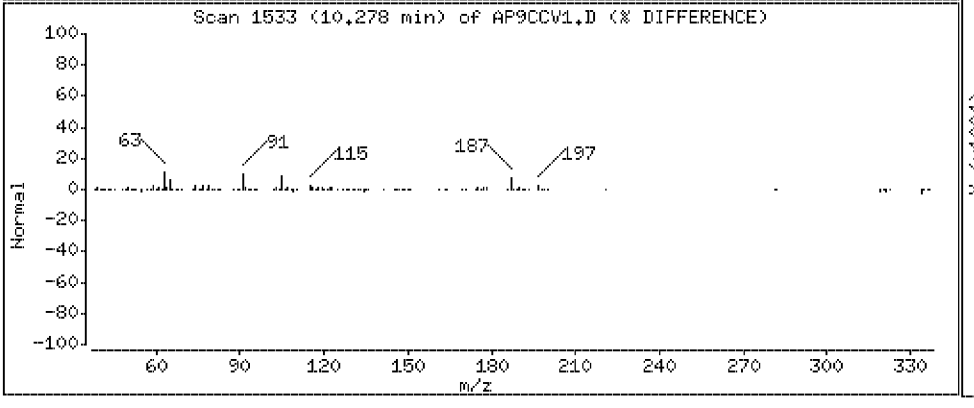

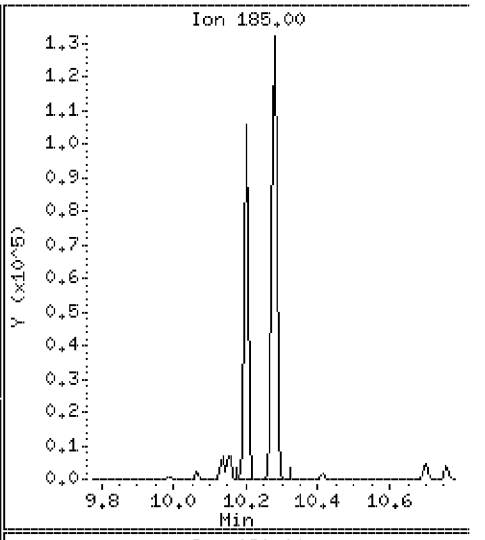

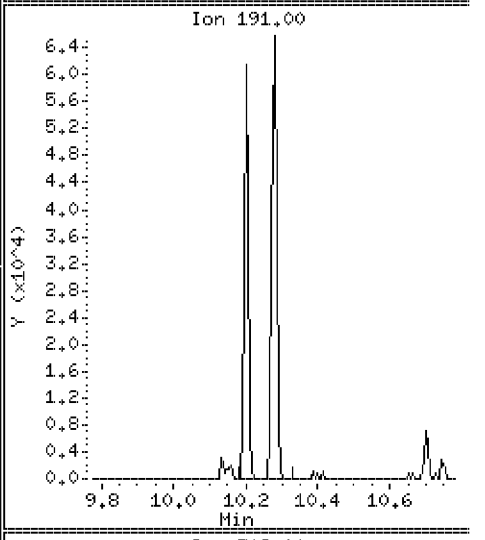

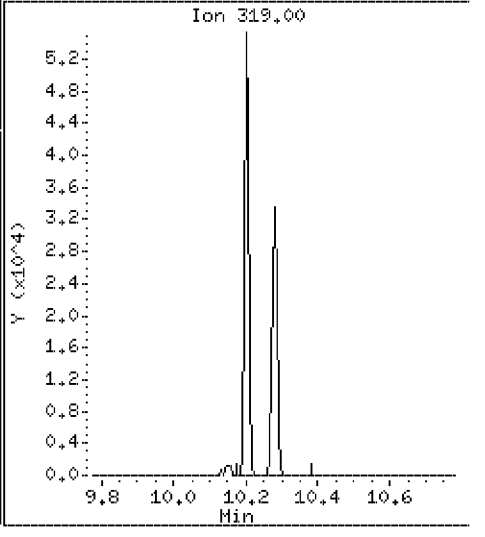

Data File: \\Svecd04\DD\chem\smsd03.i\S3050412.b\AP9CCV1.D

Date : 04-MAY-2012 09:00

Client ID: AP9CCV1 Instrument: smsd03.i

Sample Info: 45958

Purge Volume: 1000.0 Operator: PEL

Column phase: HPMS-5 Column diameter: 0.25

114 p-Dimethylamino azobenzene Concentration: 46.3 ug/l

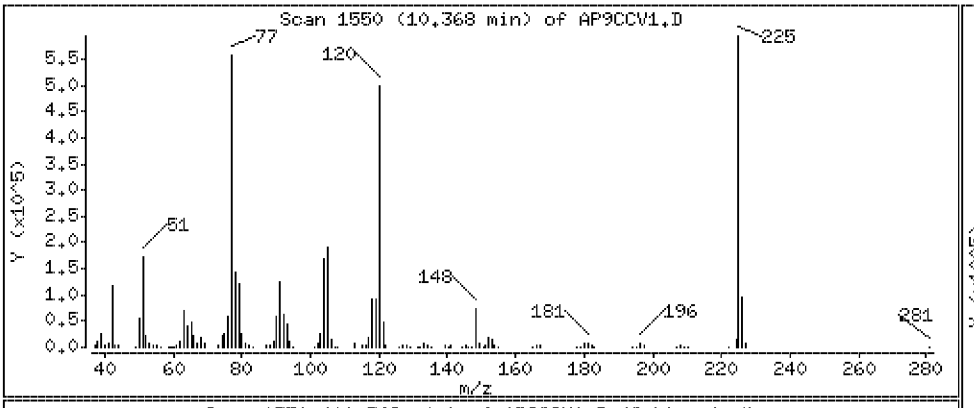

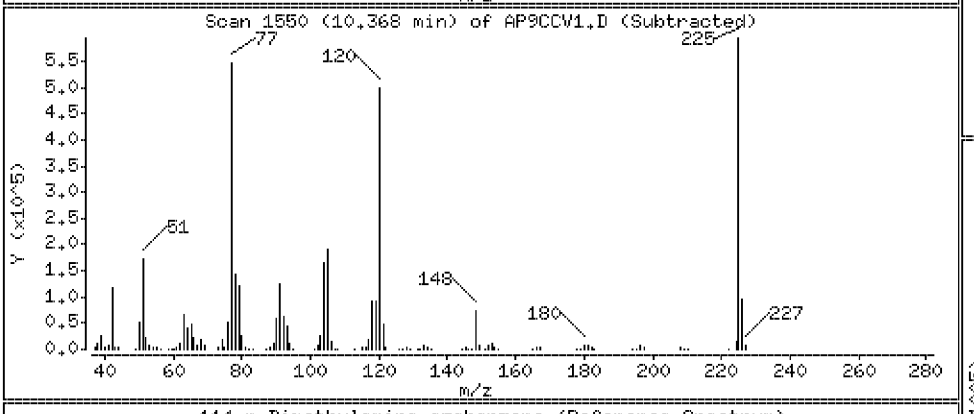

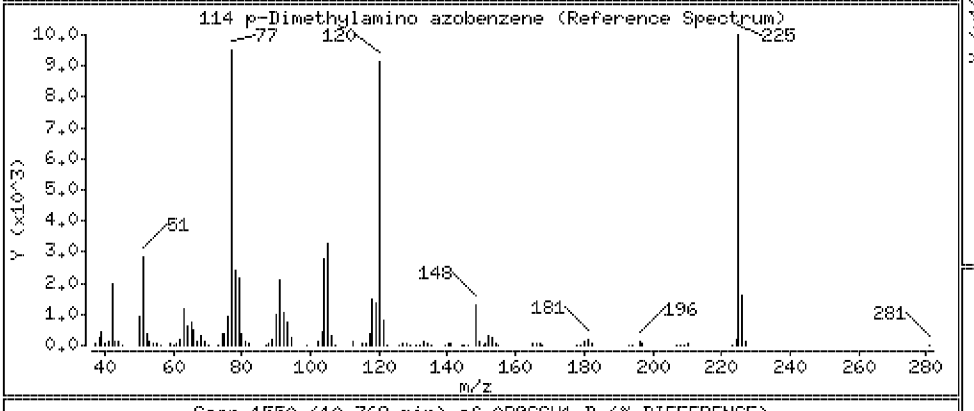

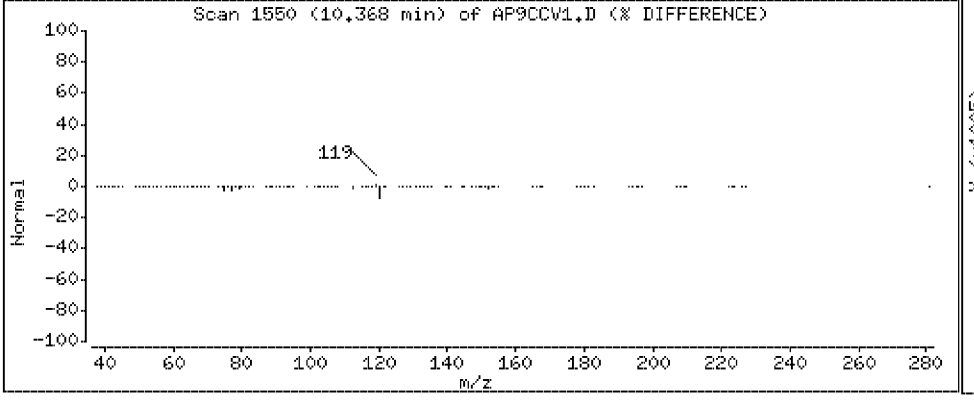

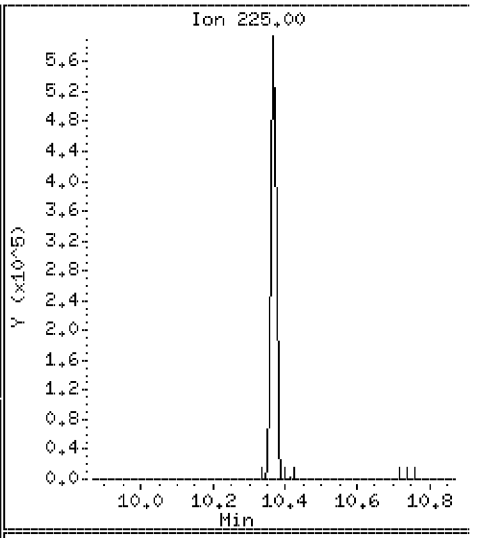

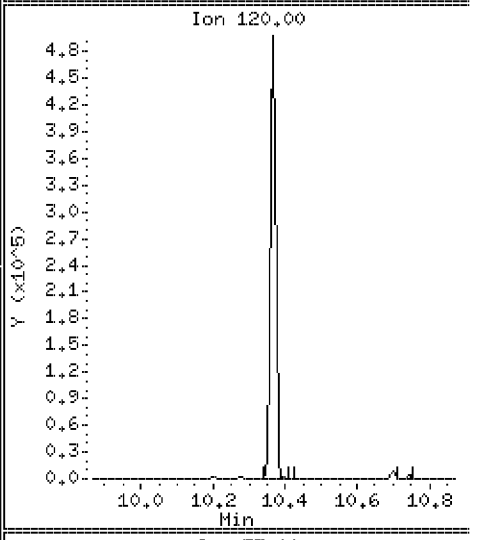

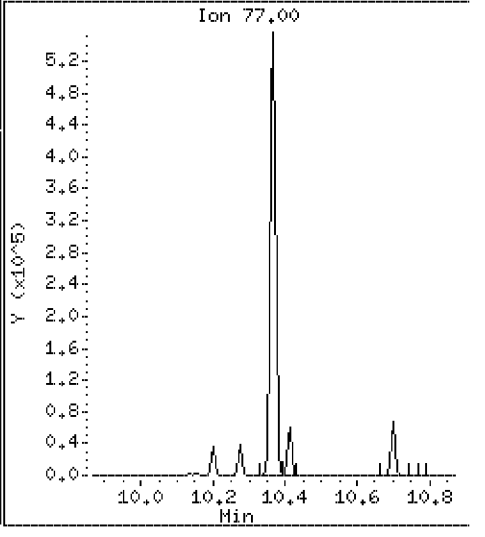

Data File: \\Svecd04\DD\chem\smsd03.i\S3050412.b\AP9CCV1.D

Date : 04-MAY-2012 09:00

Client ID: AP9CCV1 Instrument: smsd03.i

Sample Info: 45958

Purge Volume: 1000.0 Operator: PEL

Column phase: HPMS-5 Column diameter: 0.25

115 Chlorobenzilate Concentration: 46.1 ug/l

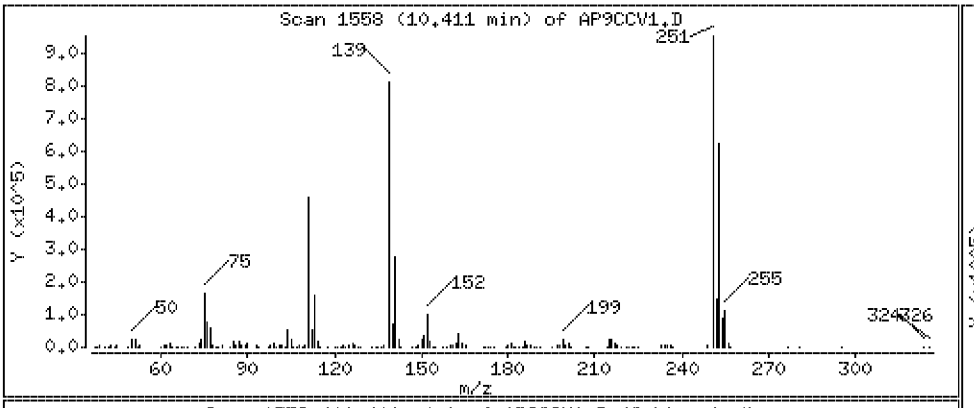

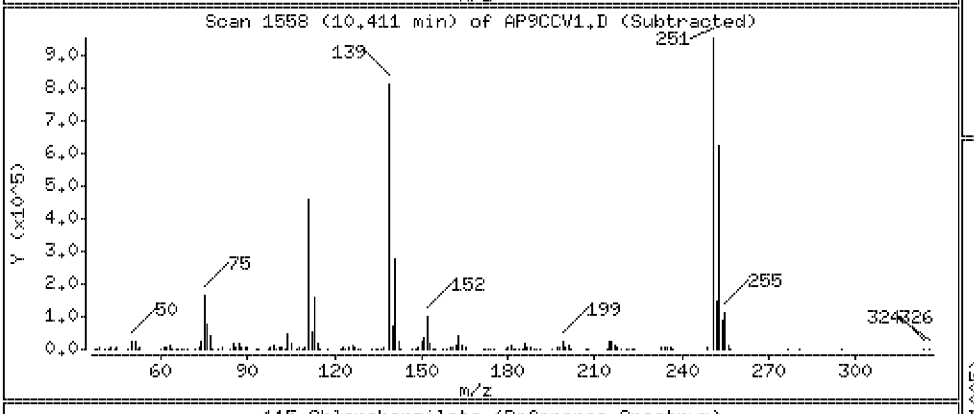

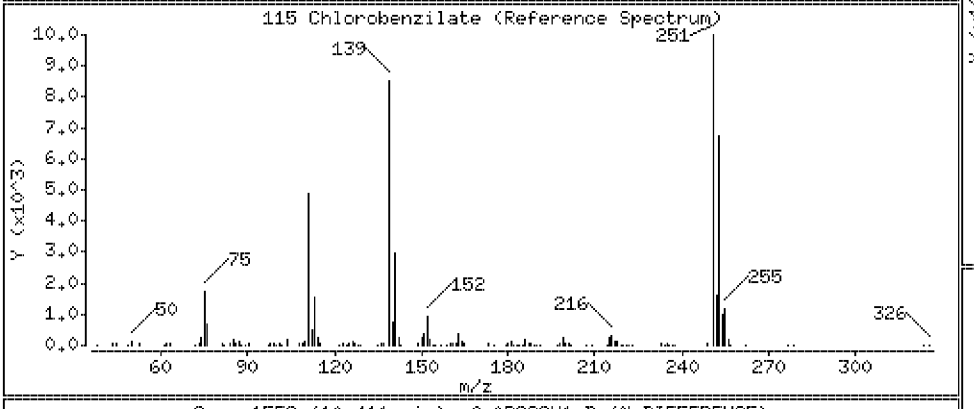

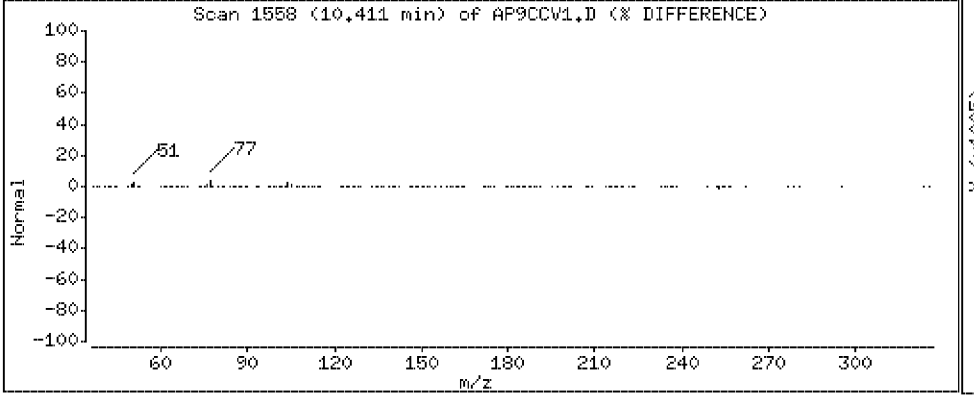

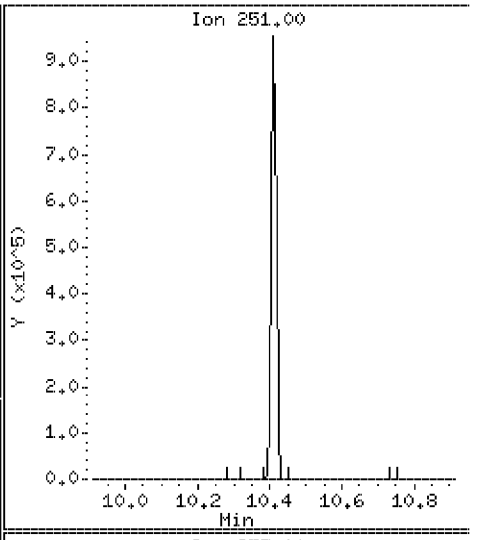

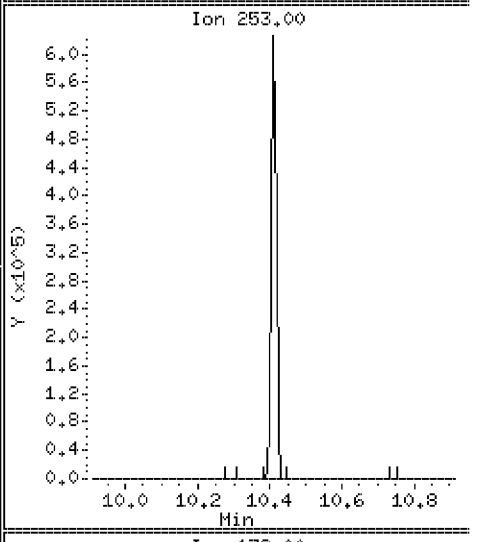

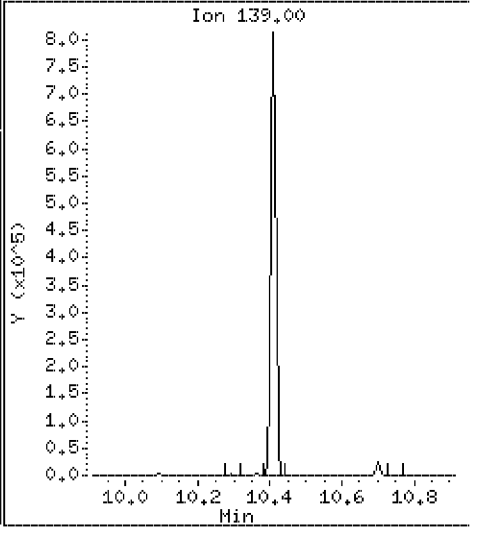

Data File: \\Svecd04\DD\chem\smsd03.i\S3050412.b\AP9CCV1.D

Date : 04-MAY-2012 09:00

Client ID: AP9CCV1

Instrument: smsd03.i

Sample Info: 45958

Purge Volume: 1000.0

Operator: PEL

Column phase: HPMS-5

Column diameter: 0.25

116 Kepone

Concentration: 11.2 ug/l

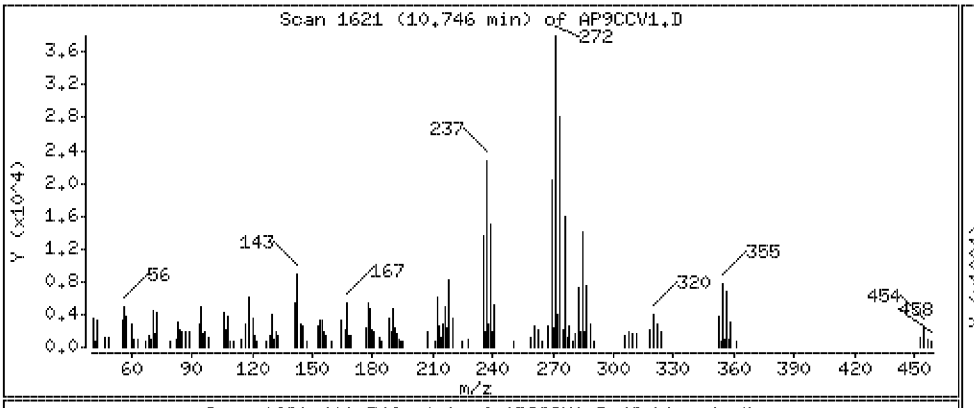

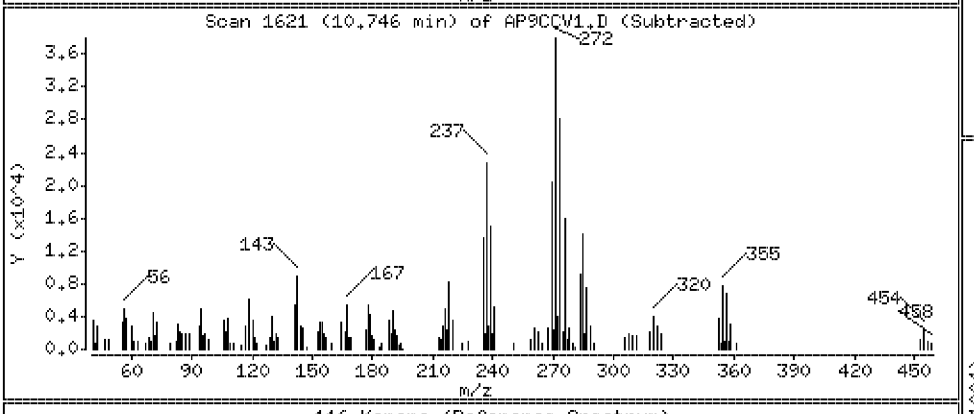

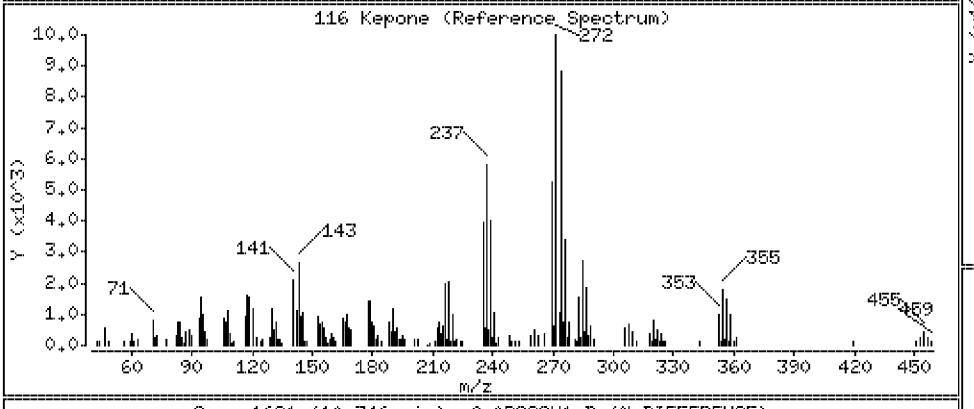

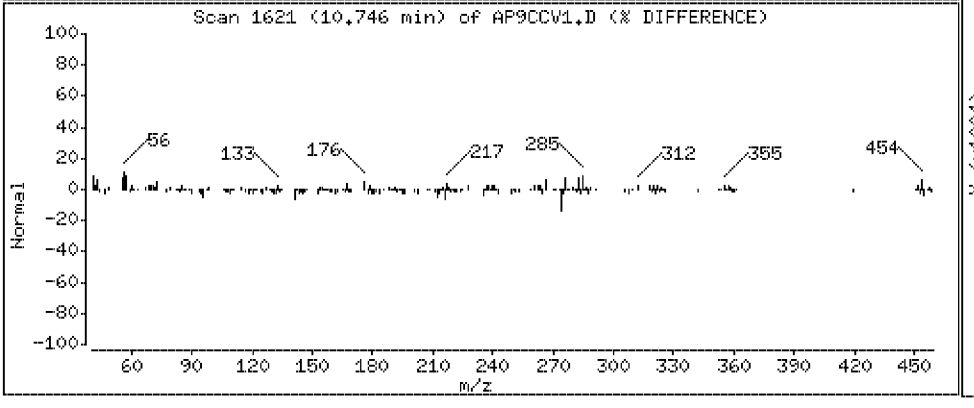

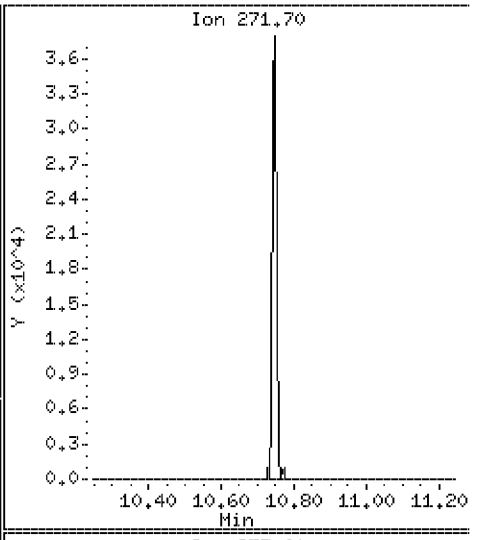

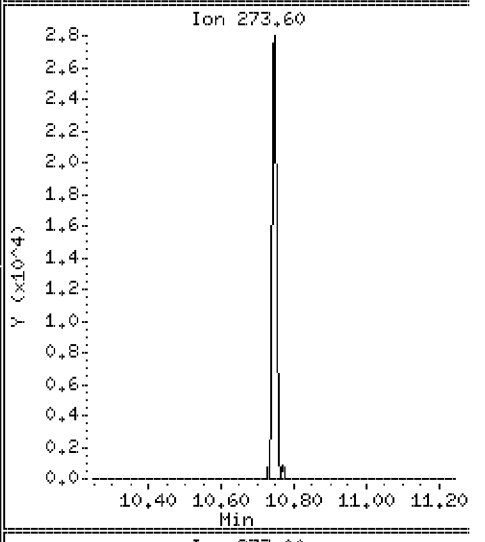

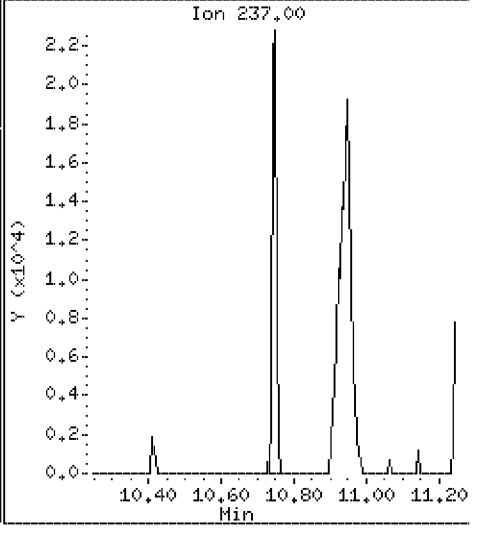

Data File: \\Svecd04\DD\chem\smsd03.i\S3050412.b\AP9CCV1.D

Date : 04-MAY-2012 09:00

Client ID: AP9CCV1 Instrument: smsd03.i

Sample Info: 45958

Purge Volume: 1000.0 Operator: PEL

Column phase: HPMS-5 Column diameter: 0.25

117 3,3-Dimethylbenzidine Concentration: 46.3 ug/l

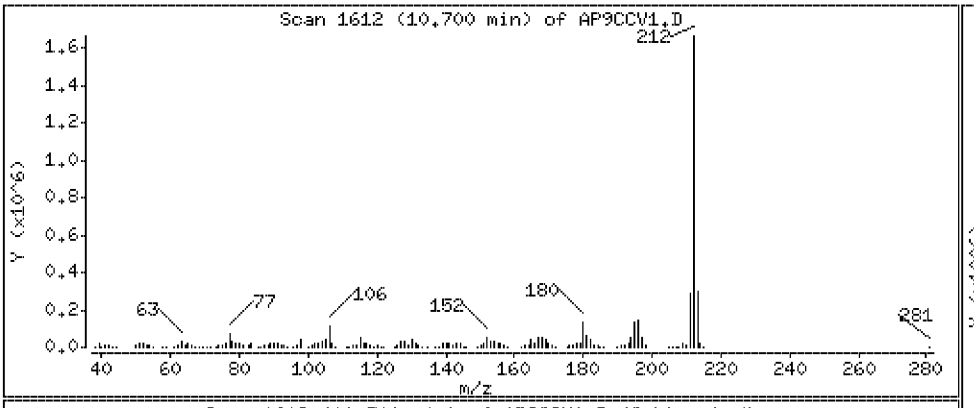

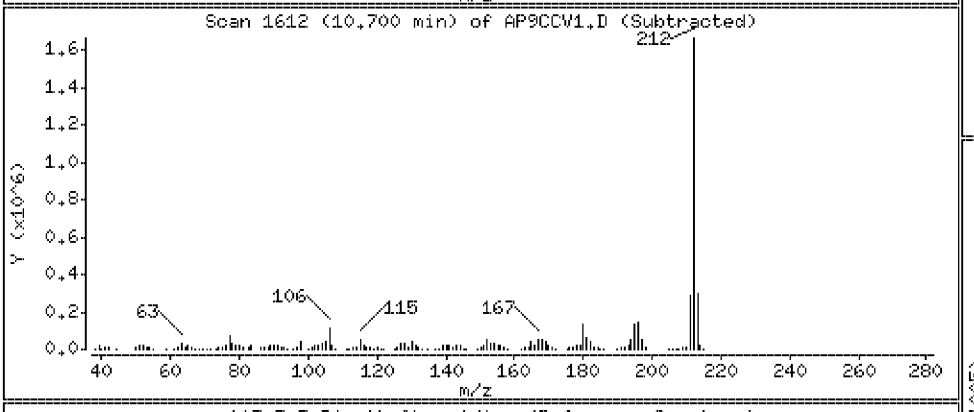

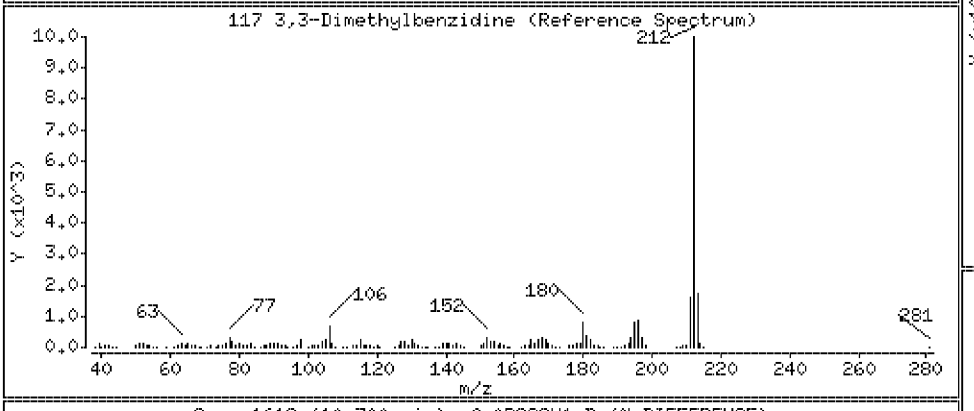

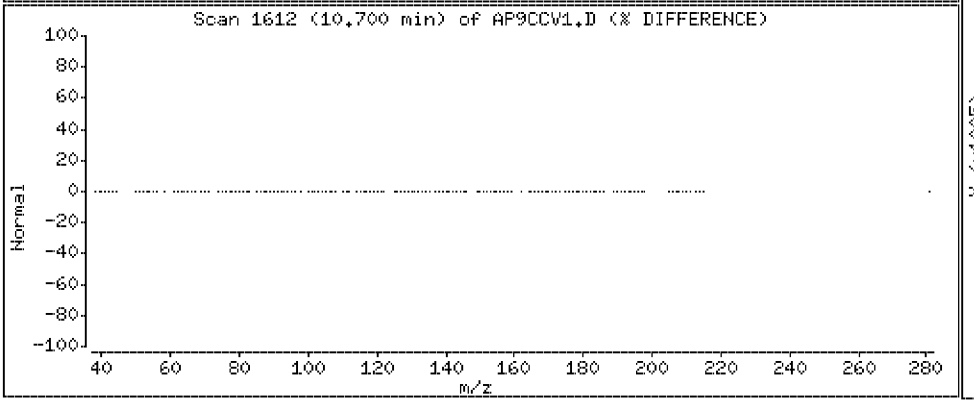

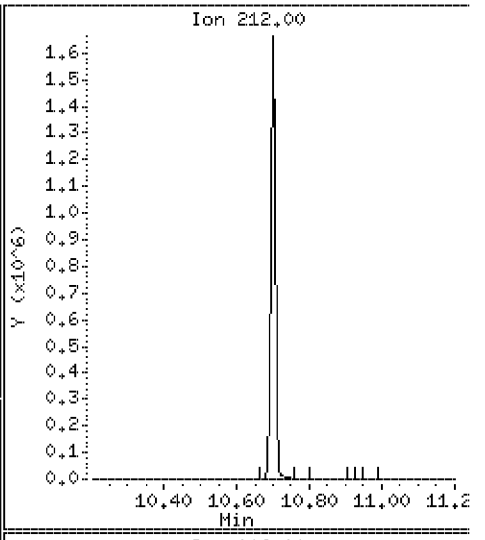

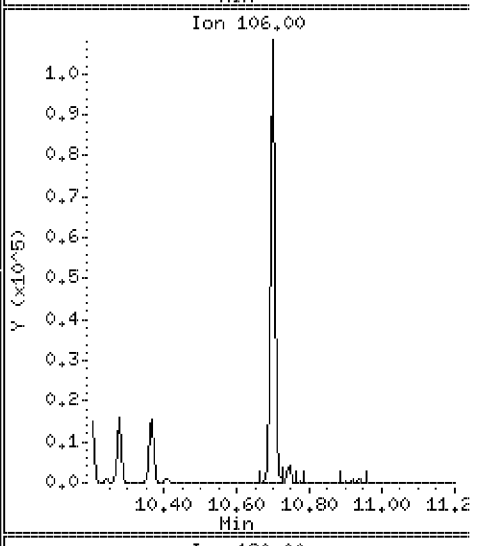

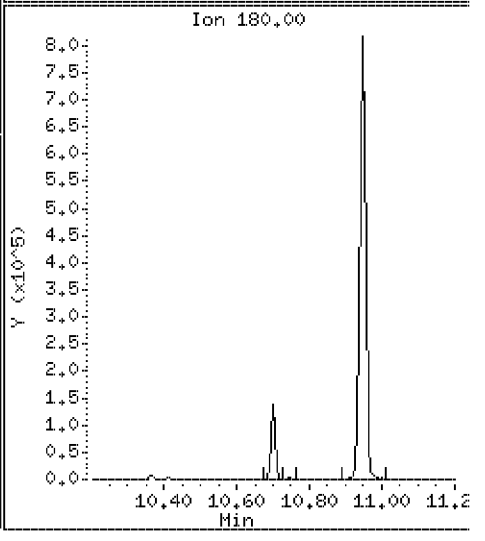

Data File: \\Svecd04\DD\chem\smsd03.i\S3050412.b\AP9CCV1.D

Date : 04-MAY-2012 09:00

Client ID: AP9CCV1 | Instrument: smsd03.i

Sample Info: 45958

Purge Volume: 1000.0 | Operator: PEL

Column phase: HPMS-5 | Column diameter: 0.25

119 2-Acetylaminofluorene | Concentration: 47.9 ug/l

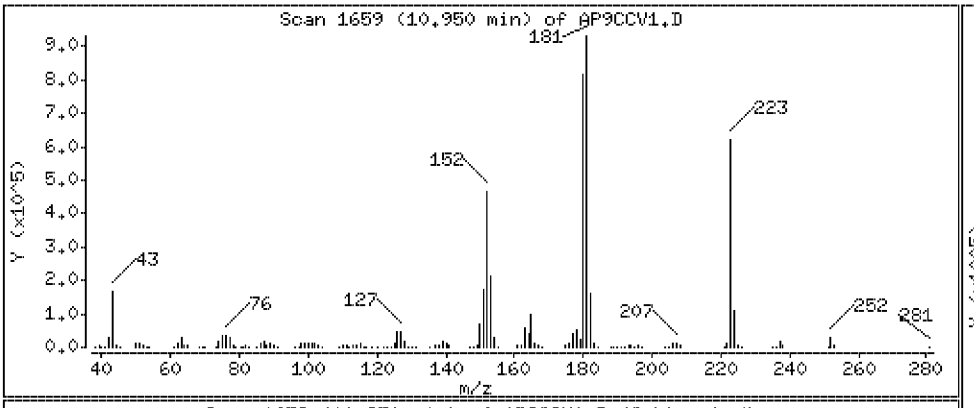

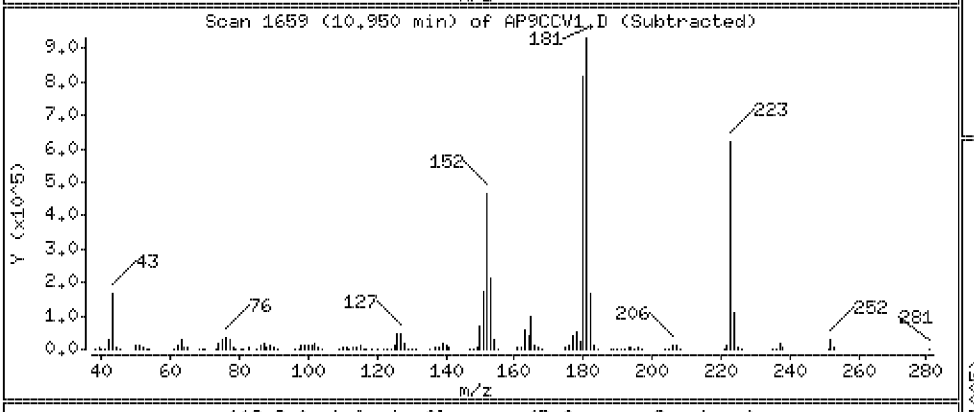

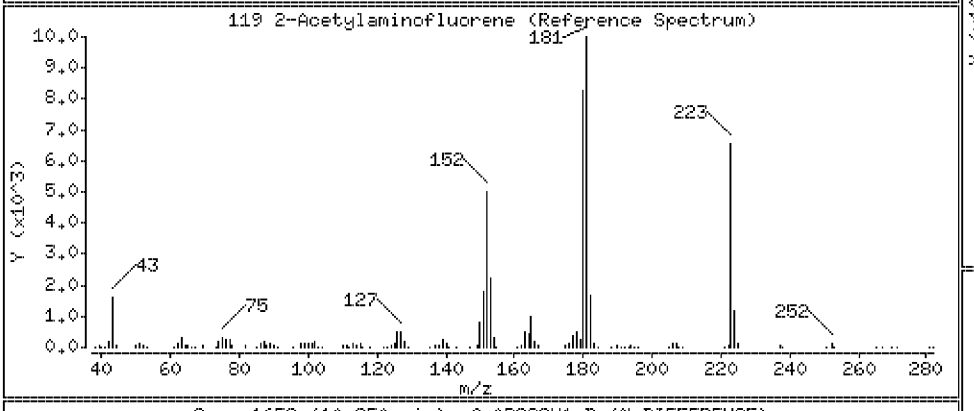

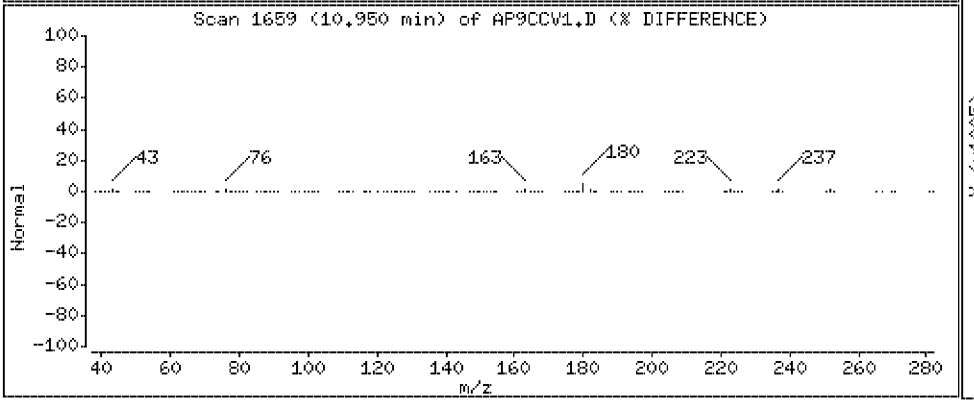

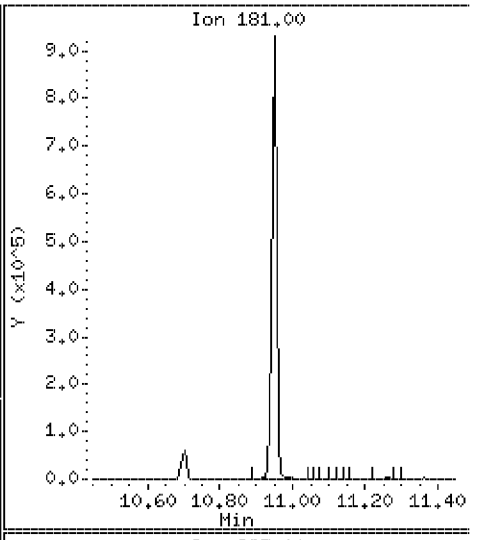

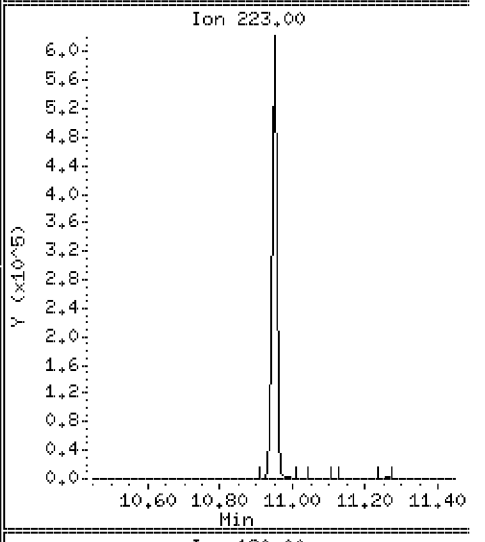

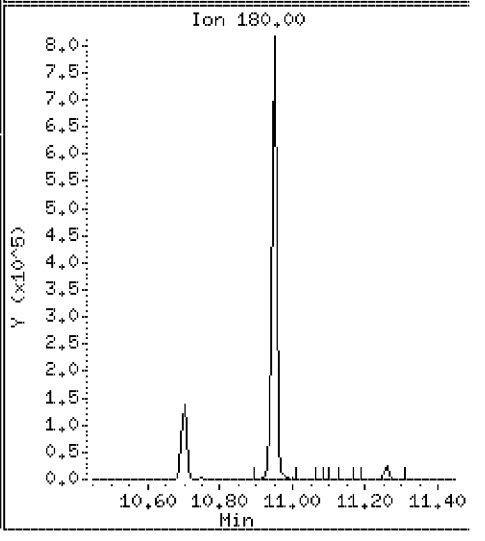

Data File: \\Svecd04\DD\chem\smsd03.i\S3050412.b\AP9CCV1.D

Date : 04-MAY-2012 09:00

Client ID: AP9CCV1 Instrument: smsd03.i

Sample Info: 45958

Purge Volume: 1000.0 Operator: PEL

Column phase: HPMS-5 Column diameter: 0.25

126 7,12-Dimethylbenz(a)anthracen Concentration: 46.2 ug/l

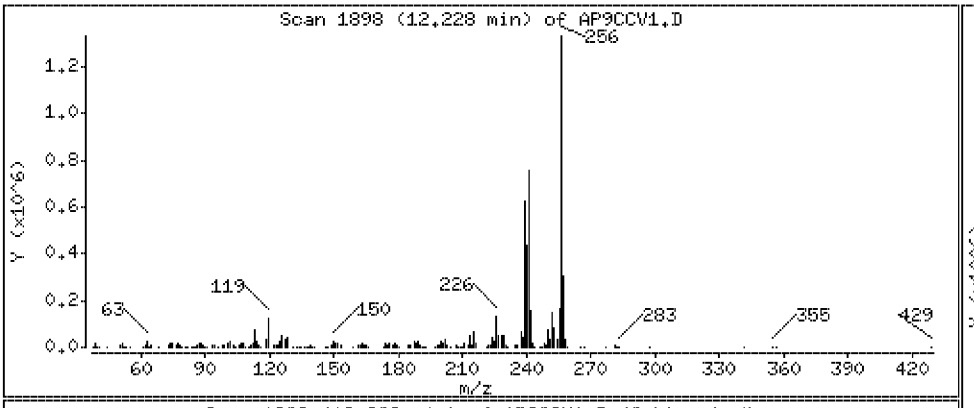

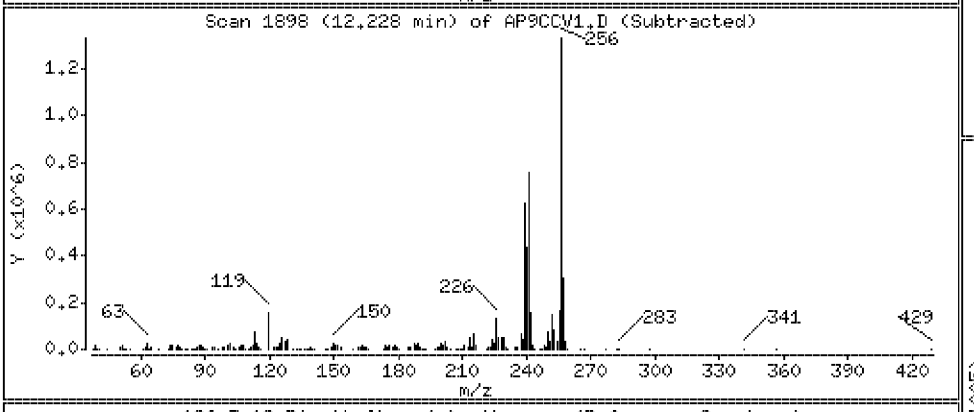

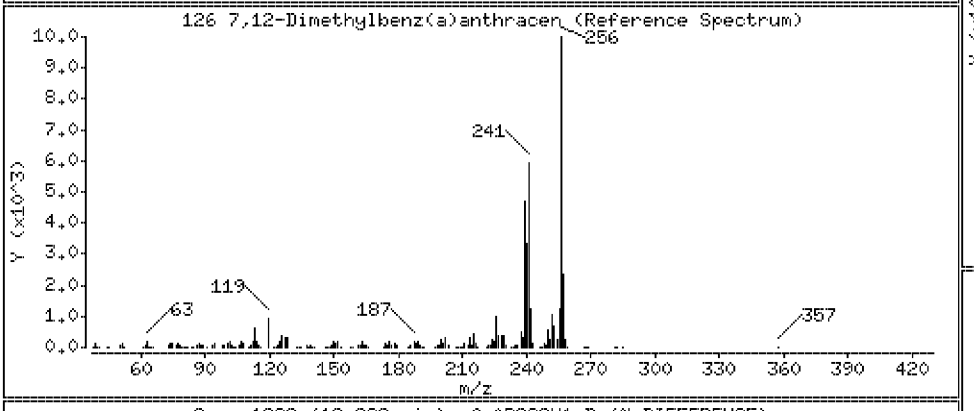

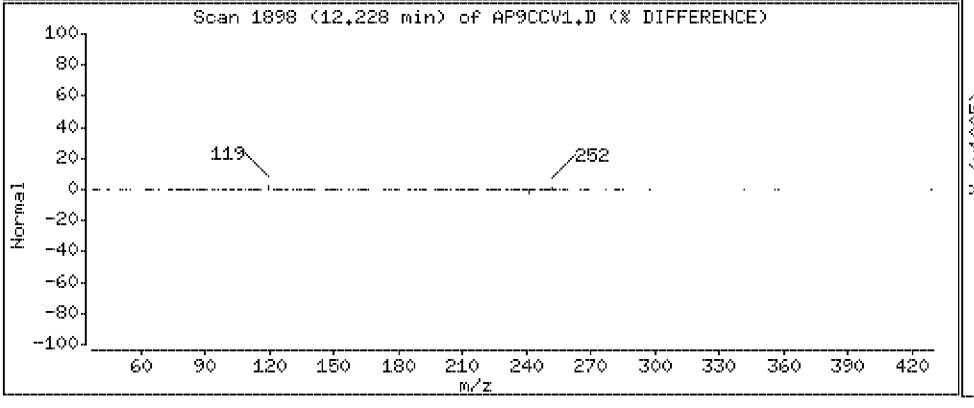

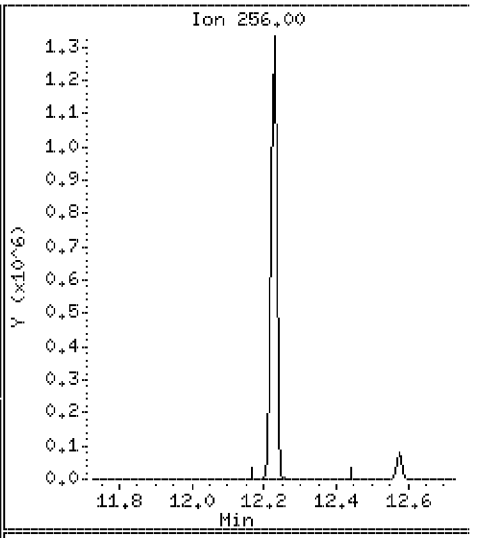

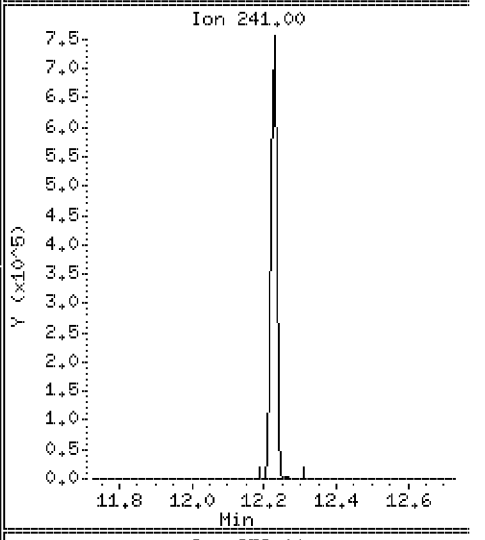

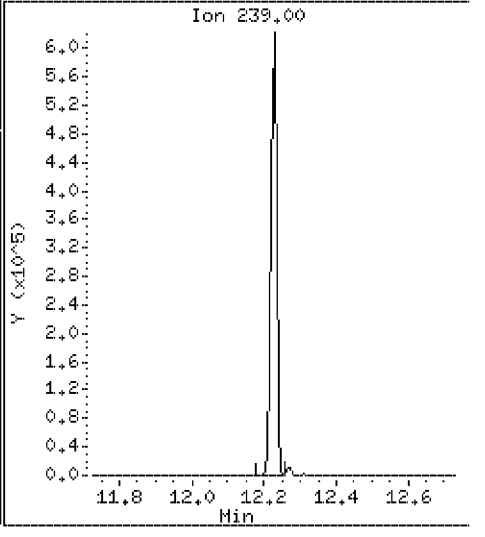

Data File: \\Svecd04\DD\chem\smsd03.i\S3050412.b\AP9CCV1.D

Date : 04-MAY-2012 09:00

Client ID: AP9CCV1 Instrument: smsd03.i

Sample Info: 45958

Purge Volume: 1000.0 Operator: PEL

Column phase: HPMS-5 Column diameter: 0.25

131 3-Methylcholanthrene Concentration: 45.7 ug/l

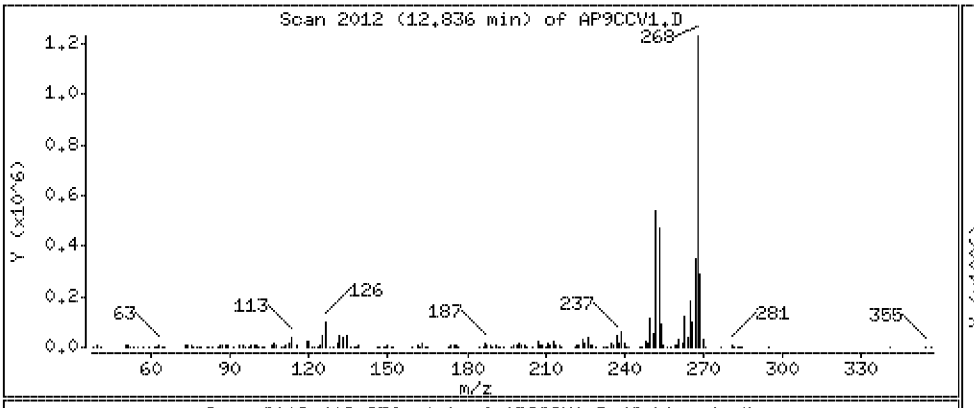

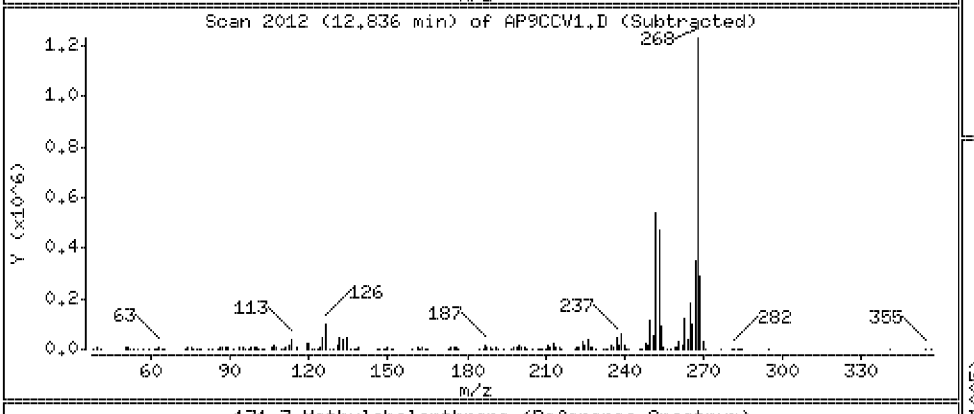

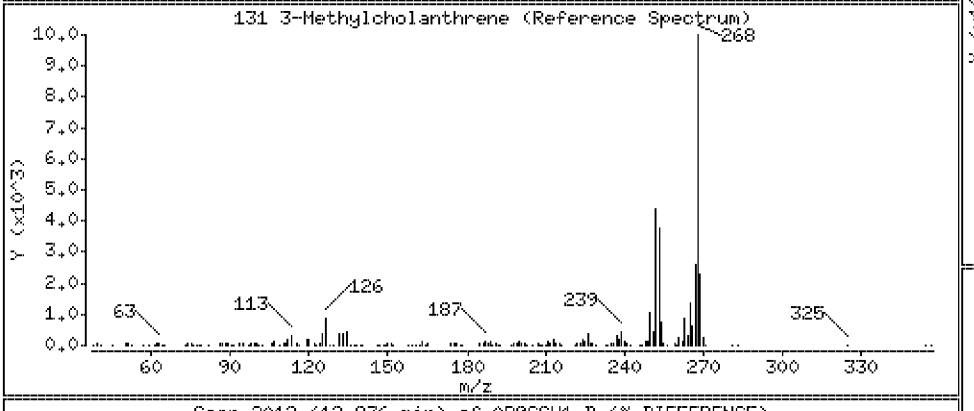

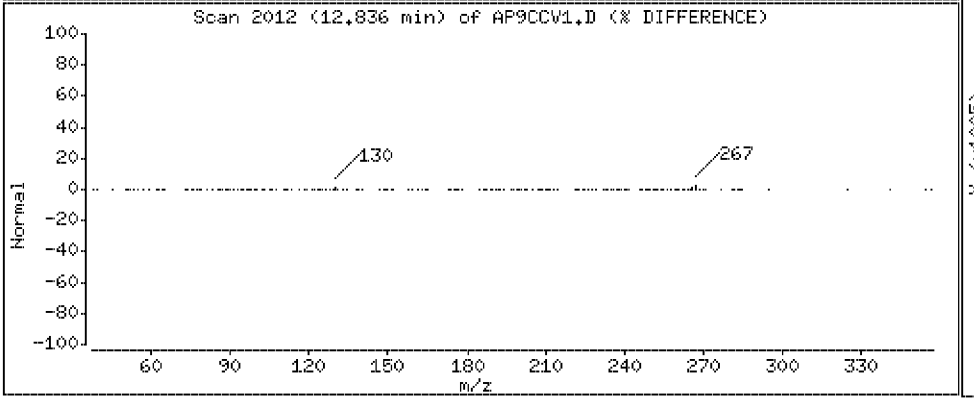

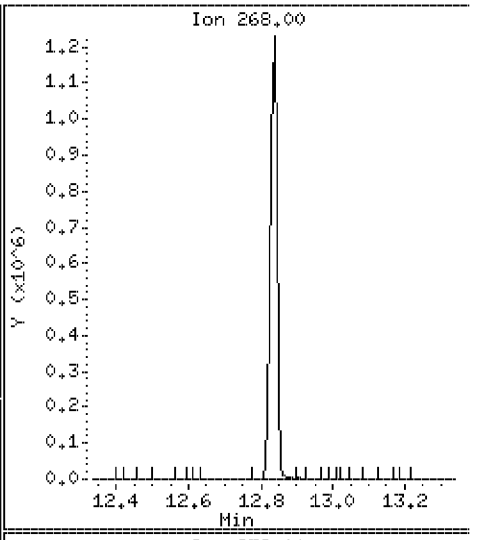

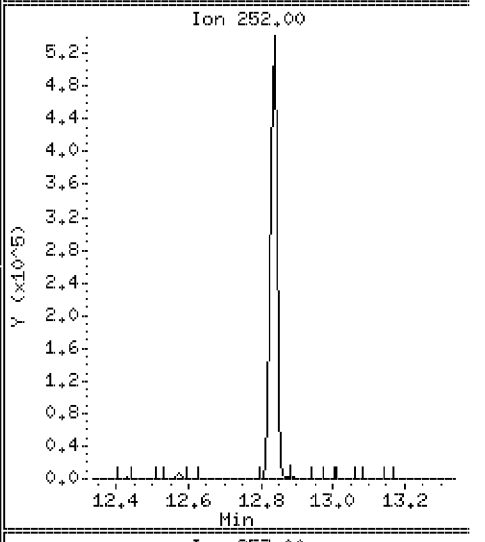

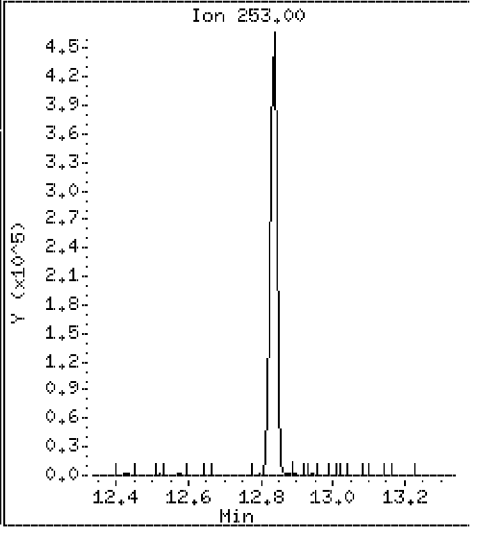

Data File: \\Svecd04\DD\chem\smsd03.i\S3050412.b\AP9CCV1.D

Date : 04-MAY-2012 09:00

Client ID: AP9CCV1

Instrument: smsd03.i

Sample Info: 45958

Purge Volume: 1000.0

Operator: PEL

Column phase: HPMS-5

Column diameter: 0.25

132 Dibenz(a,j)acridine

Concentration: 46.6 ug/l

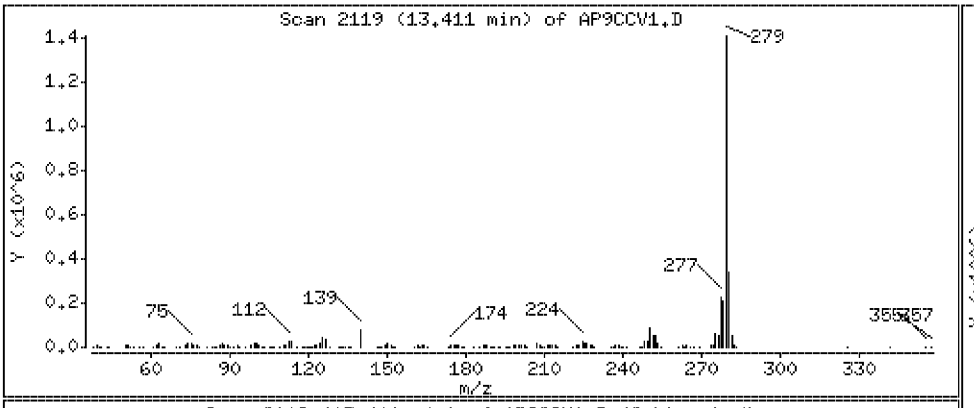

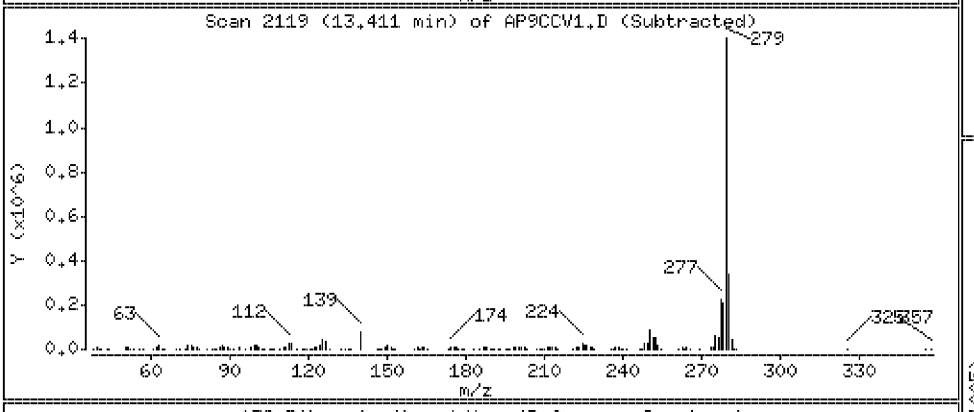

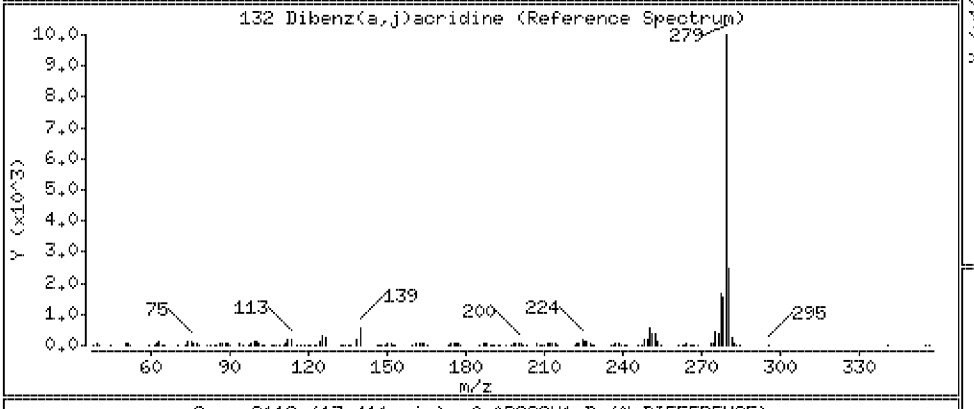

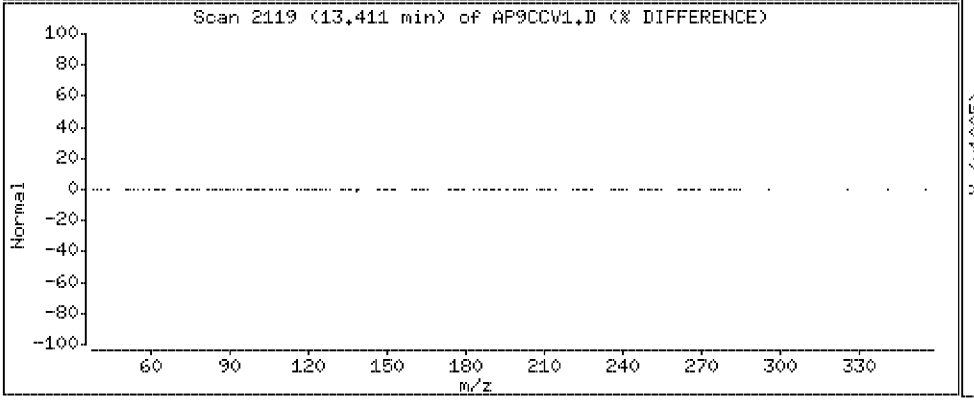

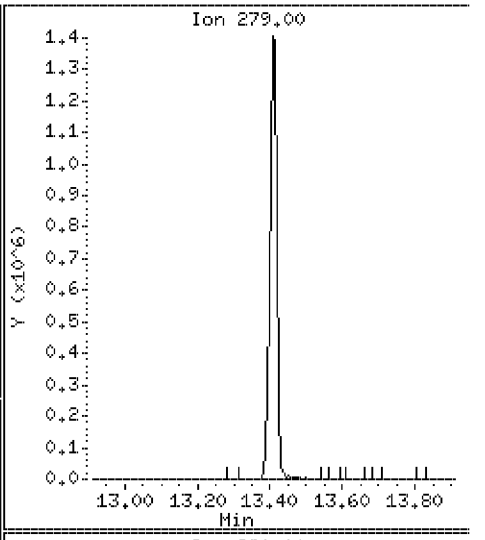

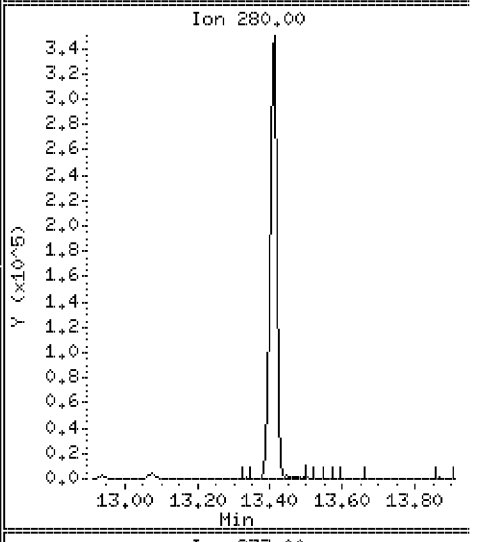

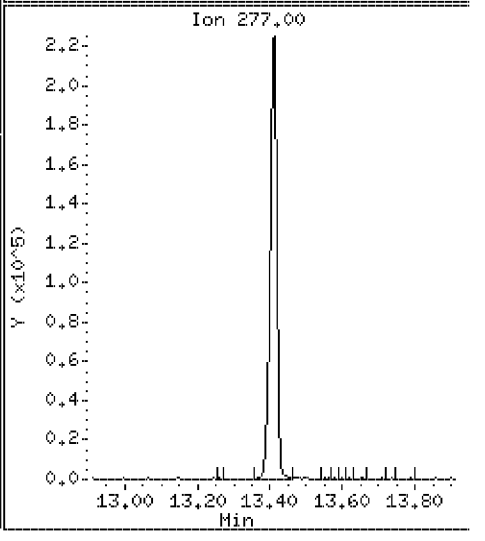

PEL Laboratories, Inc.

Data file : \\Svecd04\DD\chem\smsd03.i\S3050412.b\89201.D
Lab Smp Id: 350589201 Client Smp ID: EPAFMC-SD-30
Inj Date : 04-MAY-2012 11:22 MS Autotune Date: 12-SEP-2011 18:58
Operator : PEL Inst ID: smsd03.i
Smp Info : SW350589201
Misc Info :
Comment :
Method : \\Svecd04\DD\chem\smsd03.i\S3050412.b\8270bcs.m
Meth Date : 07-May-2012 17:35 mjacobs Quant Type: ISTD
Cal Date : 23-APR-2012 18:17 Cal File: AP9CAL4.D
Als bottle: 4
Dil Factor: 1.00000
Integrator: HP Genie Compound Sublist: all.sub
Target Version: 4.14 Sample Matrix: SOIL

Concentration Formula: Amt * DF * (1/((Ws * (1-(M/100)))/1000))*Vf * CpndVar

Name	Value	Description
DF	1.000	Dilution Factor
Ws	25.150	Weight of sample extracted (g)
M	15.600	% Moisture
Vf	1.000	Final Volume
Cpnd Variable		Local Compound Variable

RT	EXP RT	REL RT	MASS	RESPONSE	CONCENTRATIONS ON-COL (ug/ml)	FINAL (ug/kg)	TARGET RANGE	RATIO
* 18 1,4-Dichlorobenzene-d4						CAS #: 3855-82-1		
4.352	4.352	(1.000)	152	303413	40.0000		80.00- 120.00	100.00
4.351	4.352	(1.000)	115	194532			31.12- 91.12	64.11
4.352	4.352	(1.000)	150	447331			117.02- 177.02	147.43
* 43 Naphthalene-d8						CAS #: 1146-65-2		
5.513	5.513	(1.000)	136	980654	40.0000		80.00- 120.00	100.00
5.512	5.513	(1.000)	68	55318			0.00- 35.11	5.64
* 70 Acenaphthene-d10						CAS #: 15067-26-2		
7.209	7.208	(1.000)	164	690050	40.0000		80.00- 120.00	100.00
7.209	7.208	(1.000)	162	669936			66.36- 126.36	97.09
7.209	7.208	(1.000)	160	300447			14.03- 74.03	43.54
* 100 Phenanthrene-d10						CAS #: 1517-22-2		
8.664	8.665	(1.000)	188	1365731	40.0000		80.00- 120.00	100.00
8.663	8.665	(1.000)	94	82261			0.00- 36.25	6.02
8.663	8.665	(1.000)	80	98946			0.00- 37.67	7.24
* 121 Chrysene-d12						CAS #: 1719-03-5		
11.263	11.259	(1.000)	240	1899344	40.0000		80.00- 120.00	100.00

RT	EXP RT	REL RT	MASS	RESPONSE	CONCENTRATIONS ON-COL (ug/ml)	FINAL (ug/kg)	TARGET RANGE	RATIO
* 121 Chrysene-d12 (continued)								
11.261	11.259	(1.000)	120	96435			0.00- 34.90	5.08
11.263	11.259	(1.000)	236	507918			0.00- 56.56	26.74
* 130 Perylene-d12						CAS #: 1520-96-3		
12.605	12.576	(1.000)	264	1993675	40.0000		80.00- 120.00	100.00
12.605	12.576	(1.000)	260	500550			0.00- 54.67	25.11
12.605	12.576	(1.000)	265	462145			0.00- 53.09	23.18

Data File: \\Svecd04\DD\chem\smsd03.i\S3050412.b\89201.D

Date : 04-MAY-2012 11:22

Client ID: EPAFMC-SD-30

Instrument: smsd03.i

Sample Info: SW350589201

Operator: PEL

Column phase: HPMS-5

Column diameter: 0.25

2605

3505892

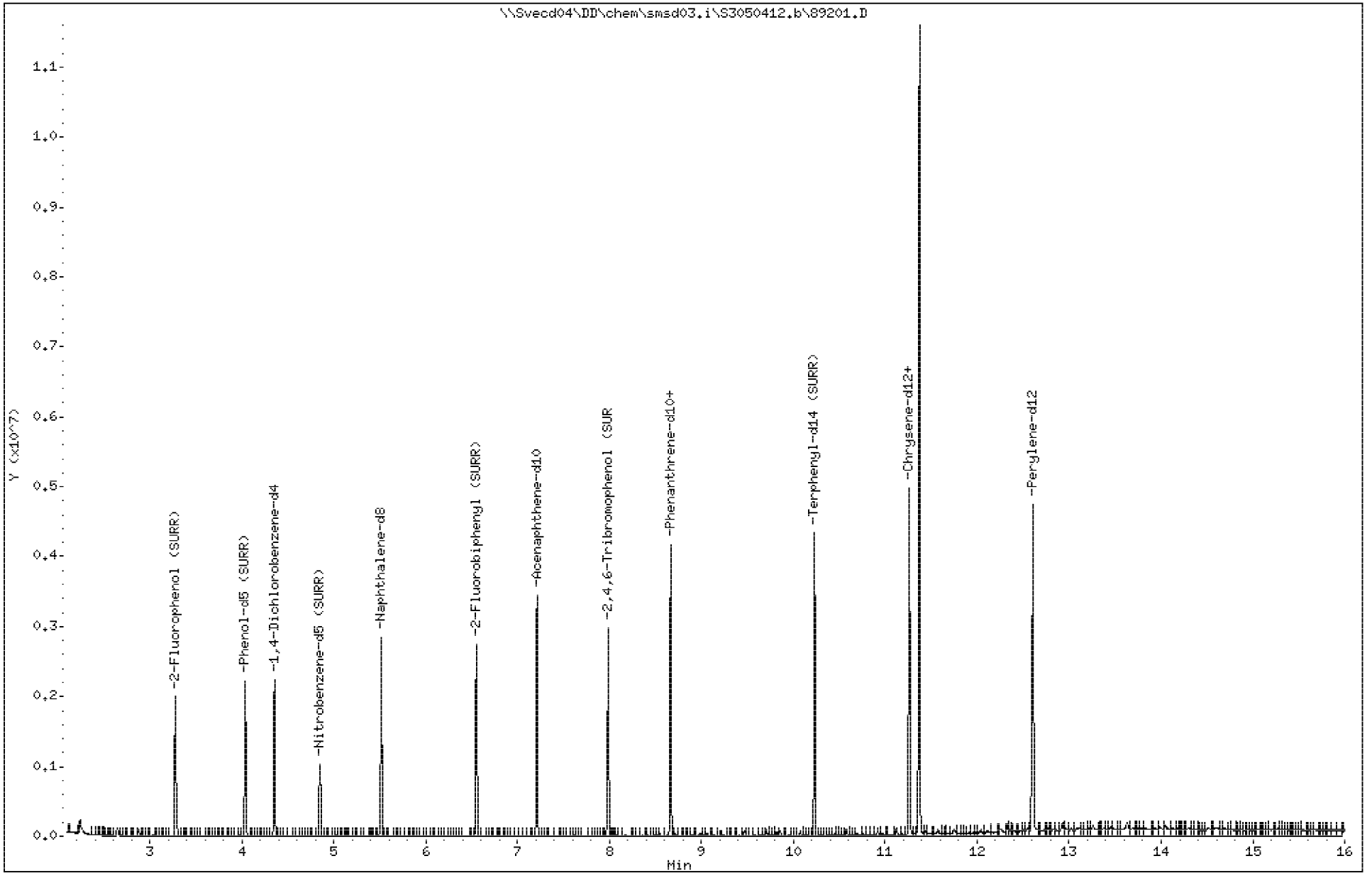

Data File: \\Svecd04\DD\chem\smsd03.i\S3050412.b\89201.D

Date : 04-MAY-2012 11:22

Client ID: EPAFMC-SD-30

Instrument: smsd03.i

Sample Info: SW350589201

Operator: PEL

Column phase: HPMS-5

Column diameter: 0.25

101 Phenanthrene

Concentration: 7.3 ug/kg

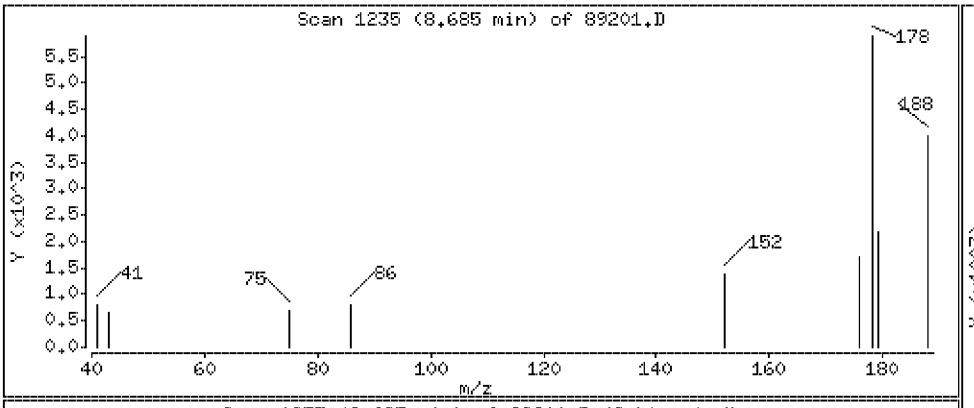

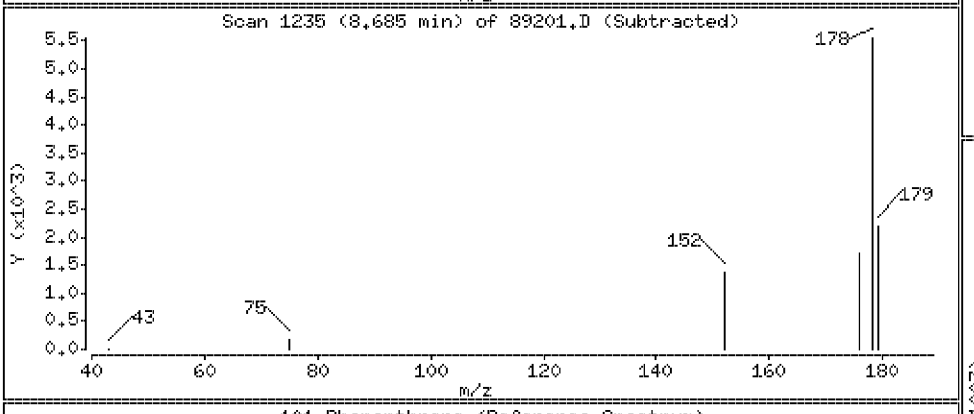

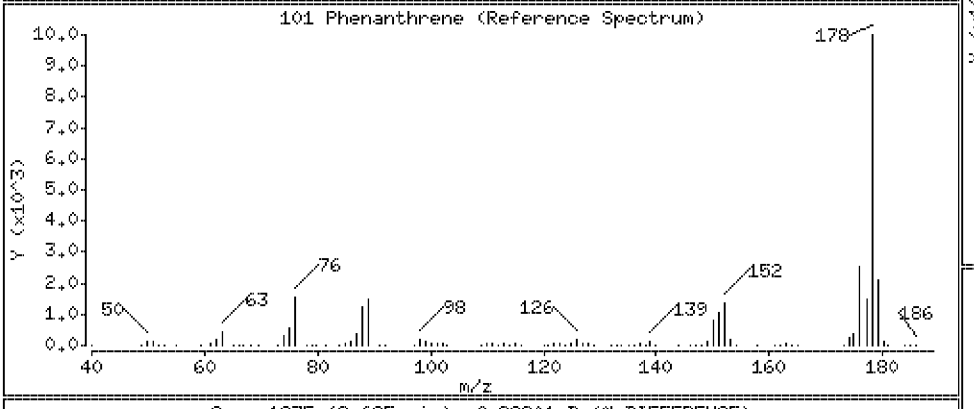

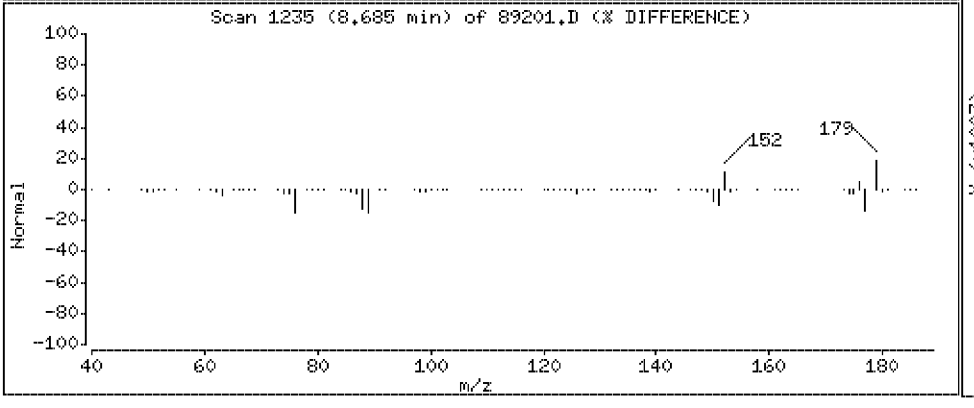

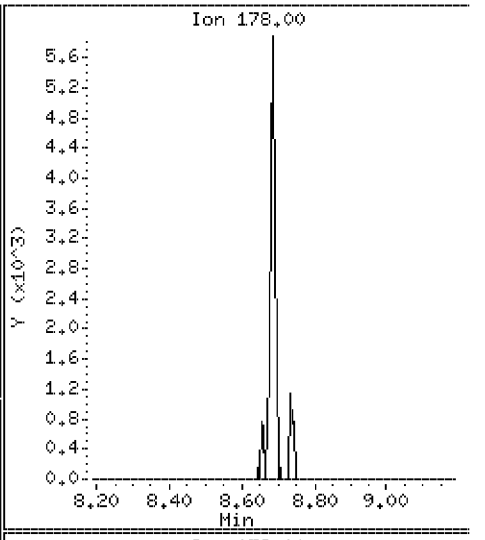

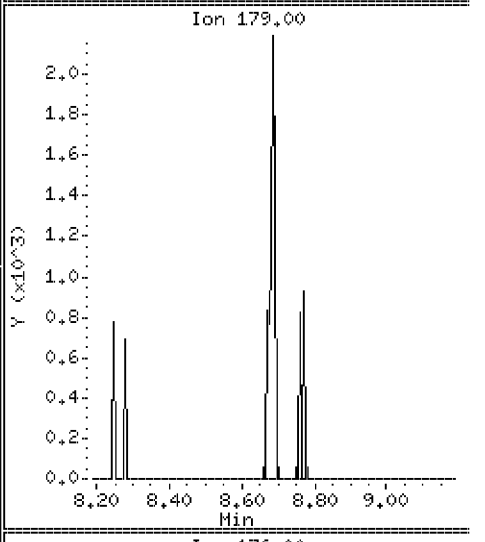

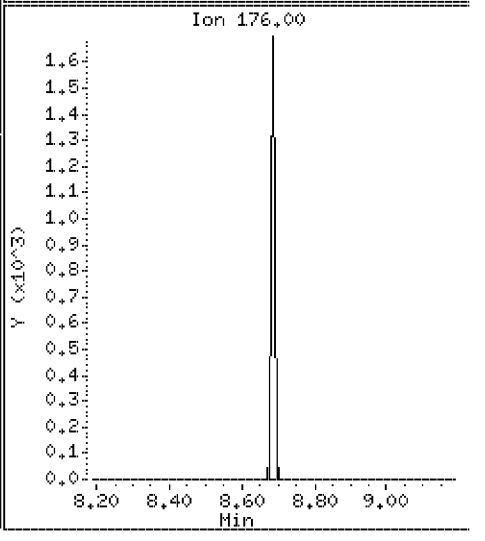

Data File: \\Svecd04\DD\chem\smsd03.i\S3050412.b\89201.D

Date : 04-MAY-2012 11:22

Client ID: EPAFMC-SD-30

Instrument: smsd03.i

Sample Info: SW350589201

Operator: PEL

Column phase: HPMS-5

Column diameter: 0.25

109 Fluoranthene

Concentration: 30.5 ug/kg

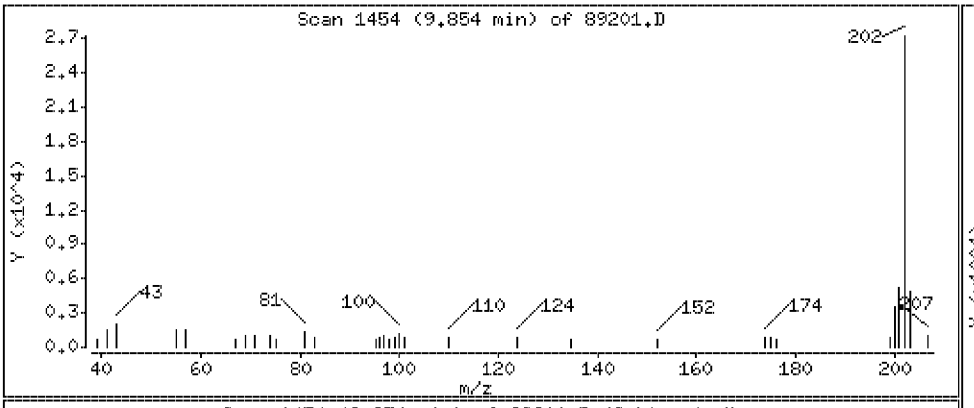

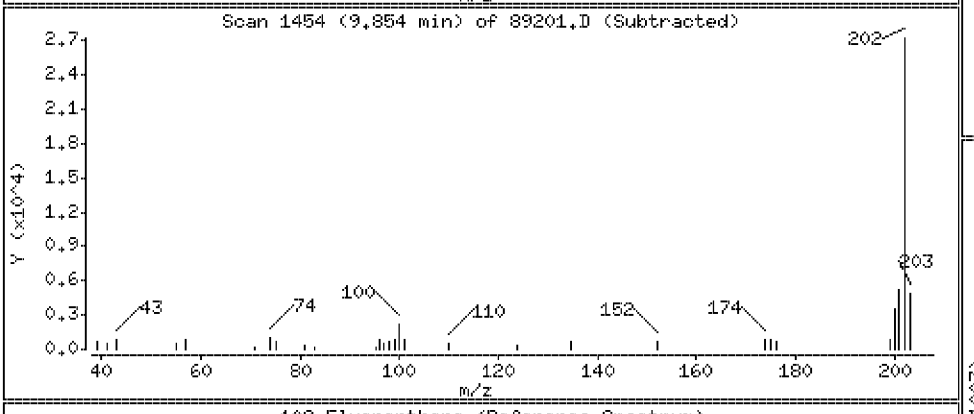

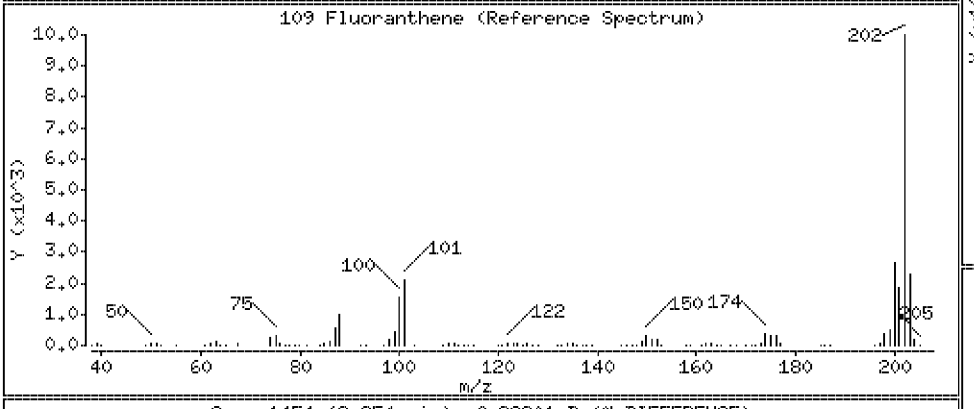

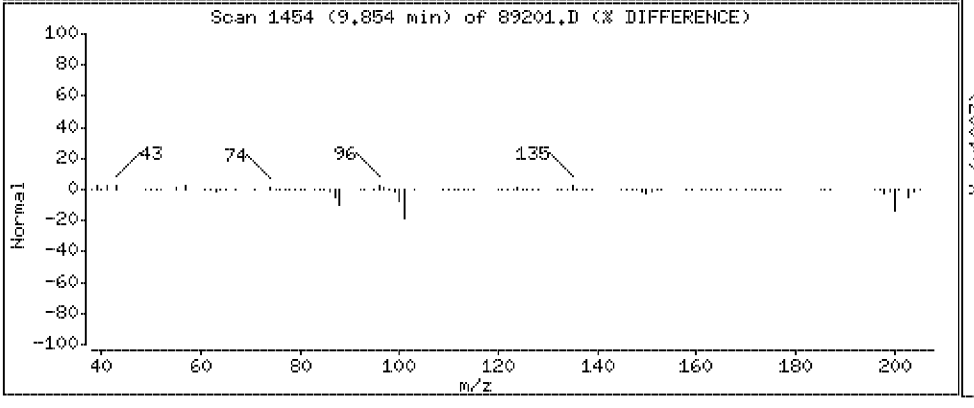

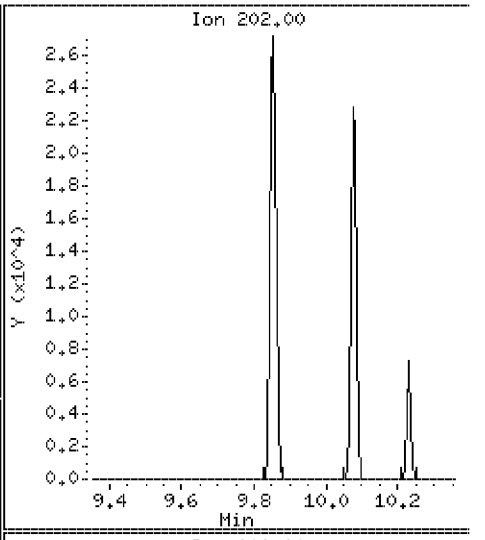

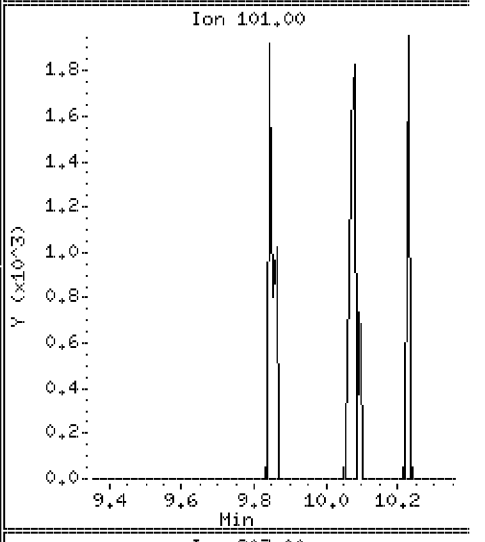

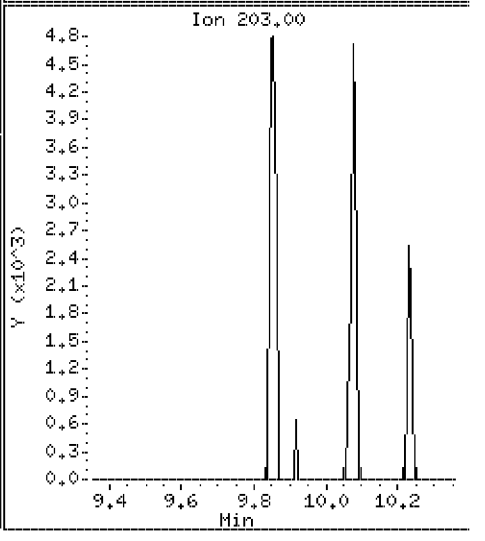

Data File: \\Svecd04\DD\chem\smsd03.i\S3050412.b\89201.D

Date : 04-MAY-2012 11:22

Client ID: EPAFMC-SD-30

Instrument: smsd03.i

Sample Info: SW350589201

Operator: PEL

Column phase: HPMS-5

Column diameter: 0.25

111 Pyrene

Concentration: 29.4 ug/kg

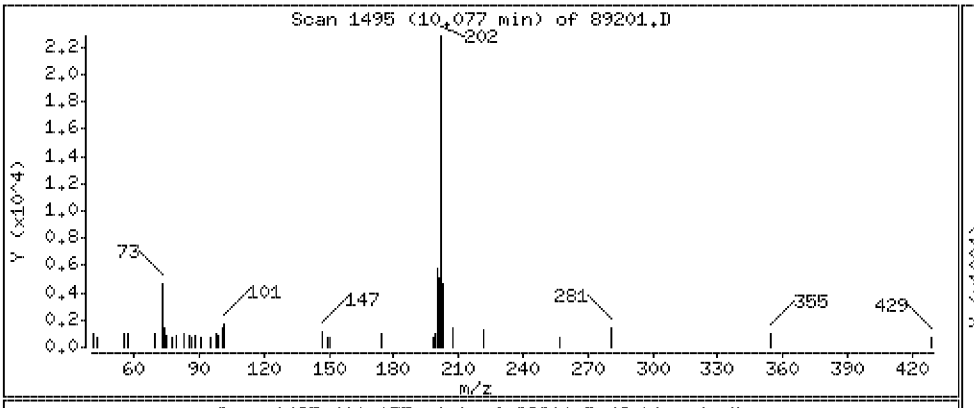

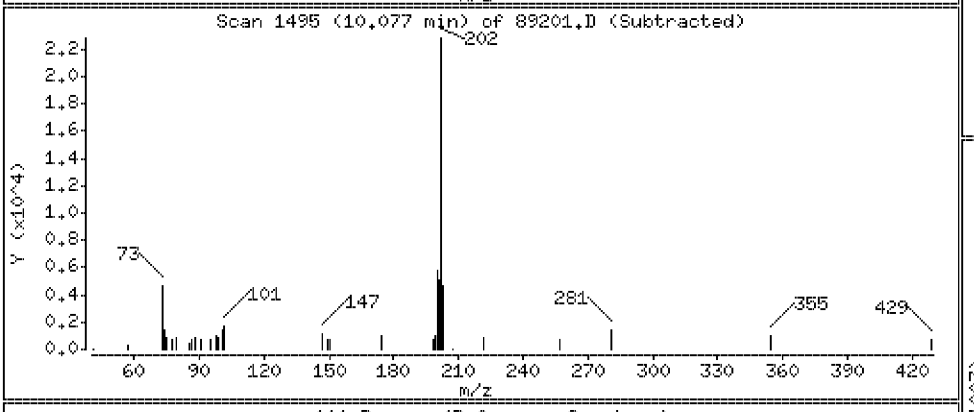

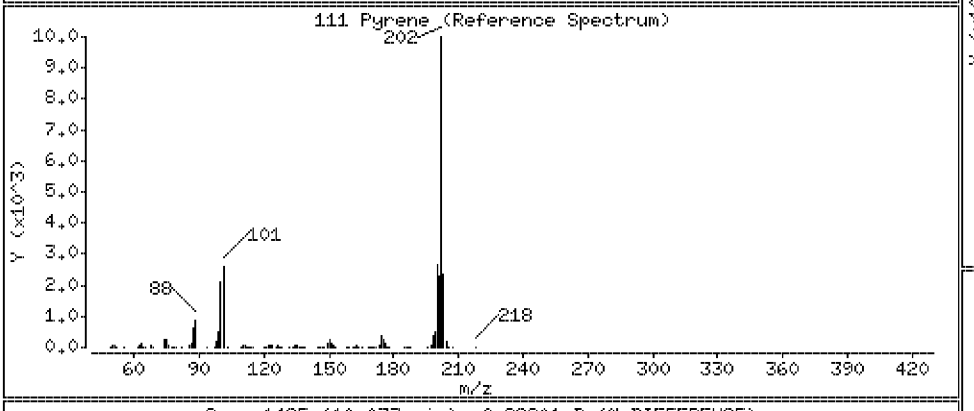

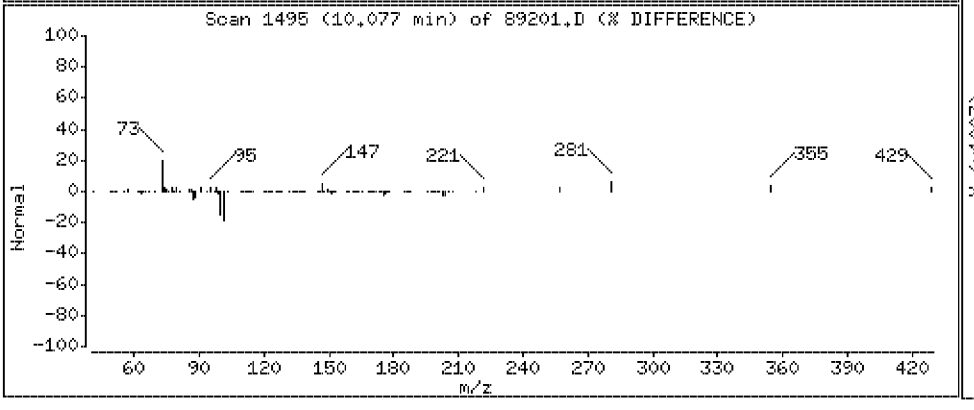

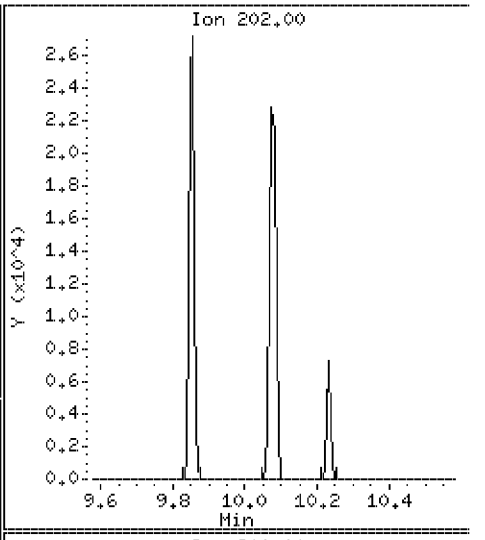

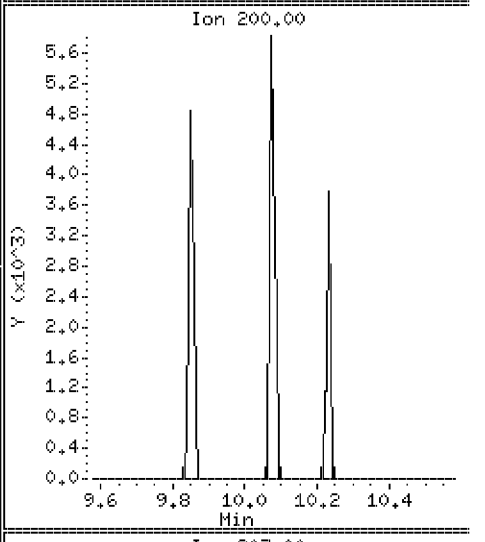

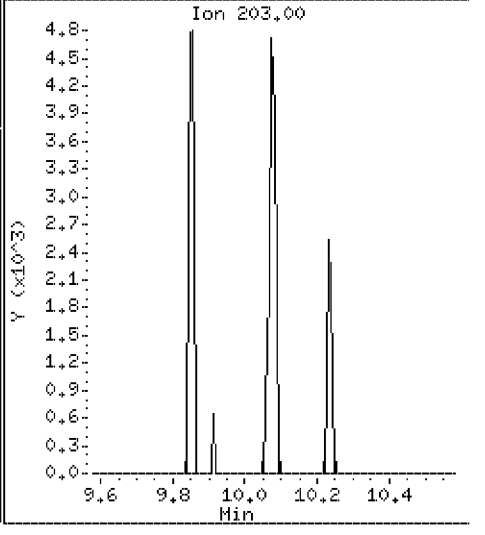

Data File: \\Svecd04\DD\chem\smsd03.i\S3050412.b\89201.D

Date : 04-MAY-2012 11:22

Client ID: EPAFMC-SD-30

Instrument: smsd03.i

Sample Info: SW350589201

Operator: PEL

Column phase: HPMS-5

Column diameter: 0.25

120 Benzo[a]anthracene

Concentration: 18.1 ug/kg

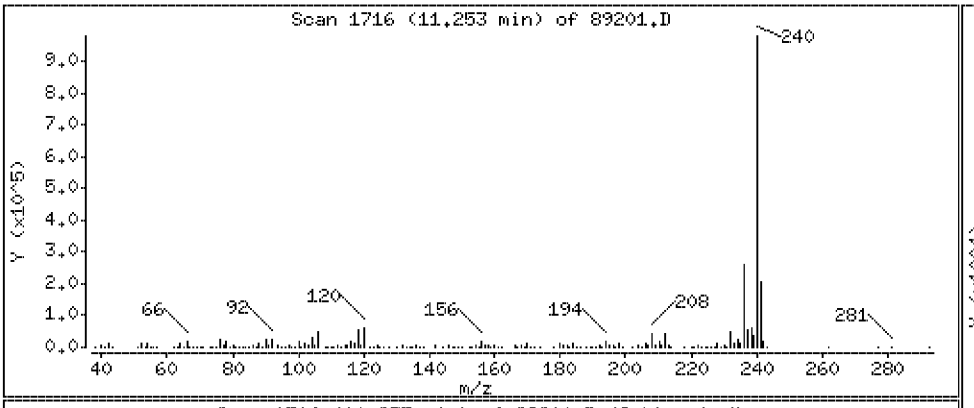

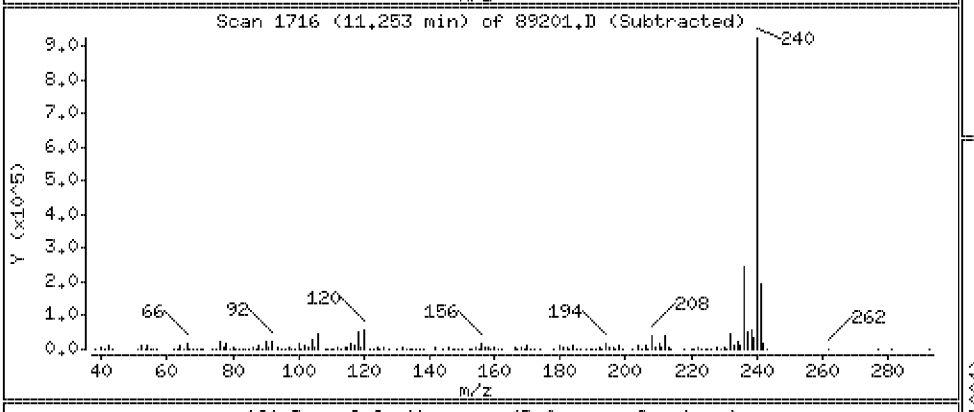

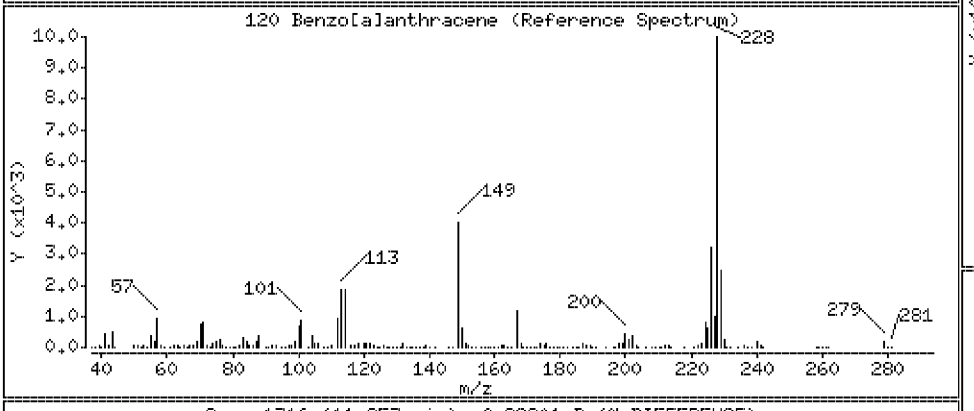

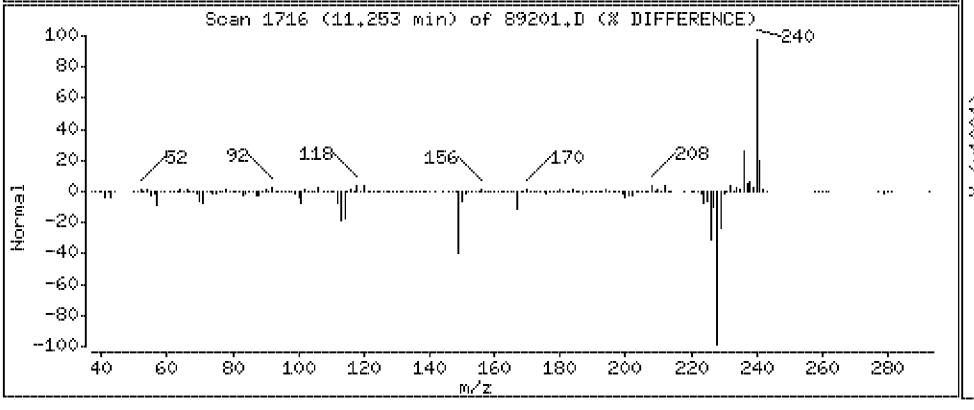

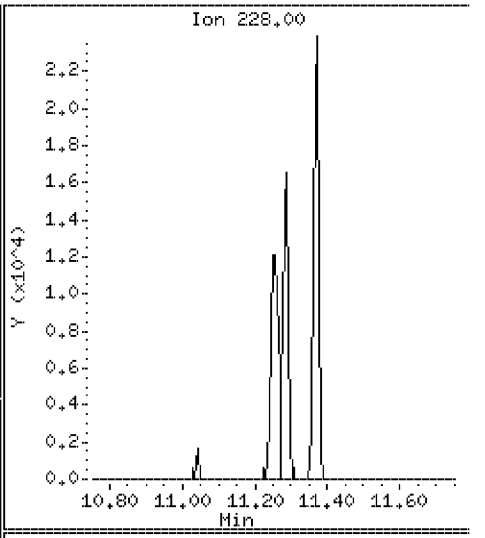

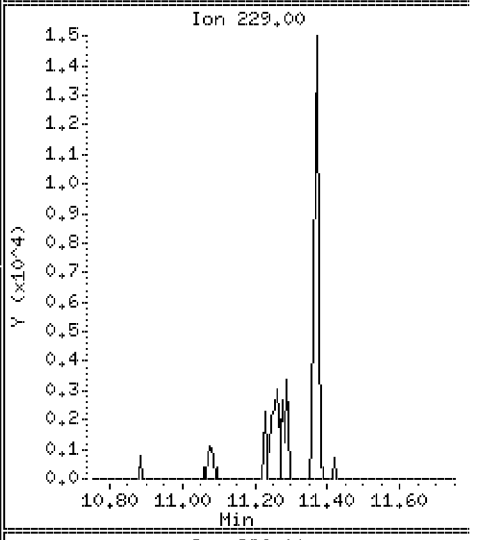

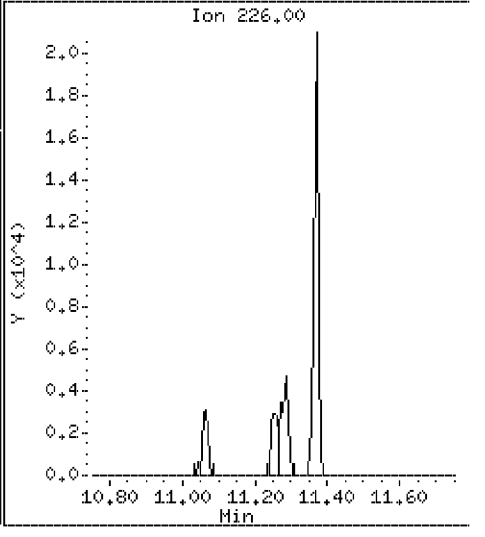

Data File: \\Svecd04\DD\chem\smsd03.i\S3050412.b\89201.D

Date : 04-MAY-2012 11:22

Client ID: EPAFMC-SD-30

Instrument: smsd03.i

Sample Info: SW350589201

Operator: PEL

Column phase: HPMS-5

Column diameter: 0.25

123 Chrysene

Concentration: 19.0 ug/kg

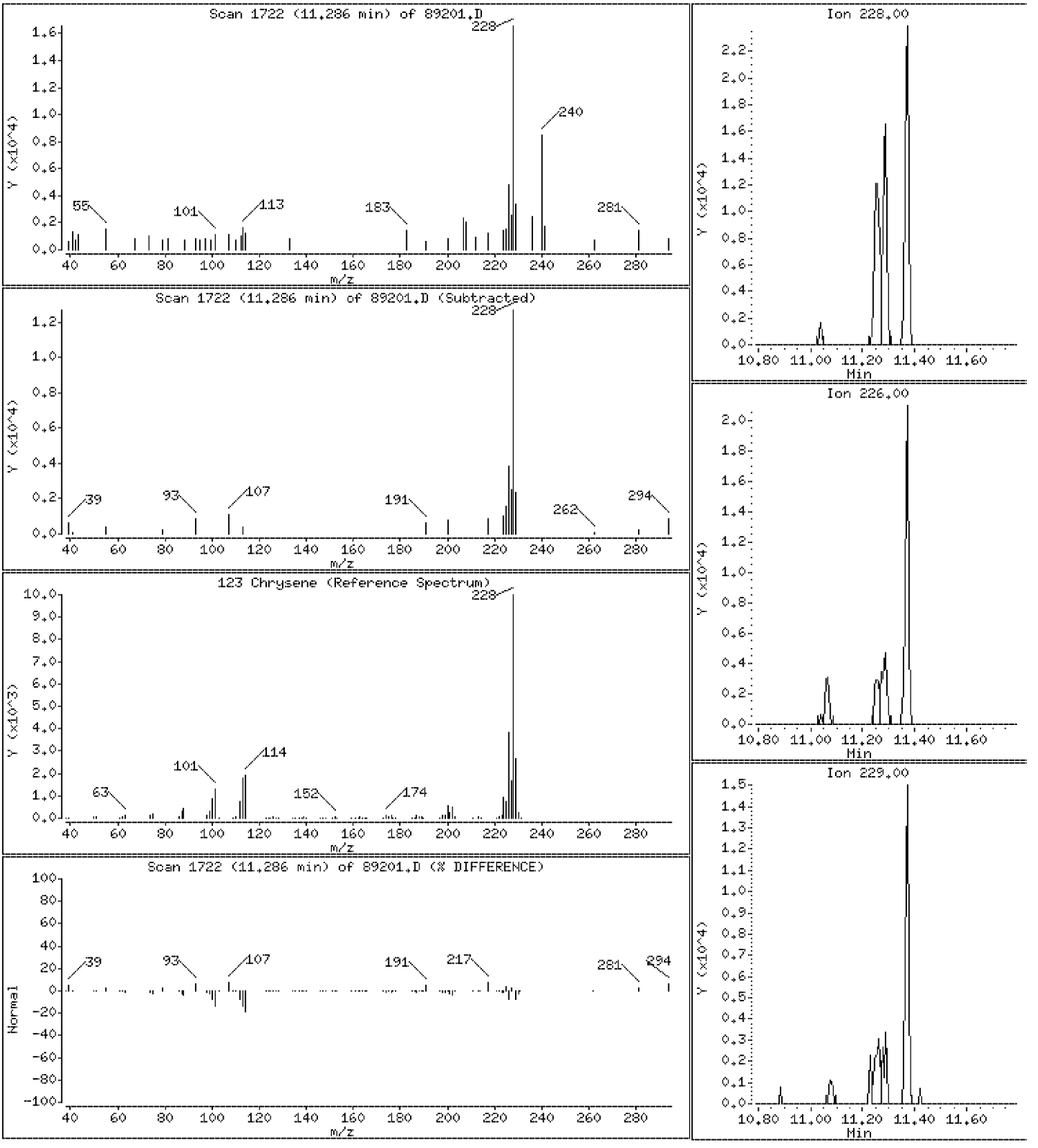

Data File: \\Svecd04\DD\chem\smsd03.i\S3050412.b\89201.D

Date : 04-MAY-2012 11:22

Client ID: EPAFMC-SD-30

Instrument: smsd03.i

Sample Info: SW350589201

Operator: PEL

Column phase: HPMS-5

Column diameter: 0.25

127 Benzo[b]fluoranthene

Concentration: 22.6 ug/kg

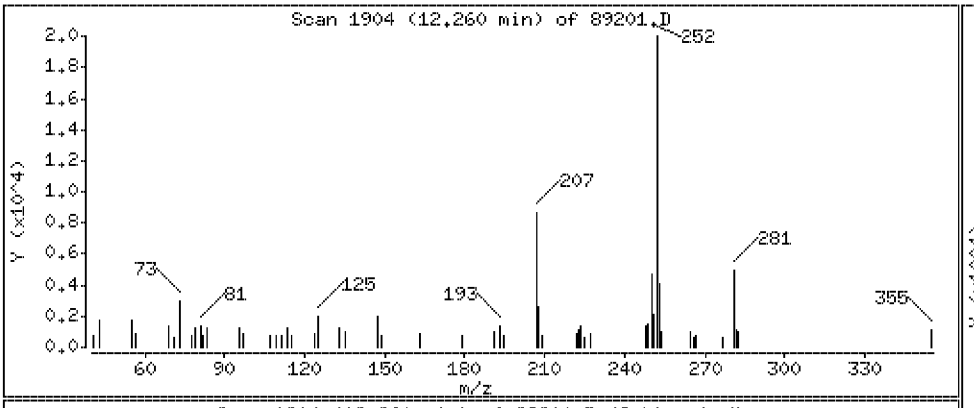

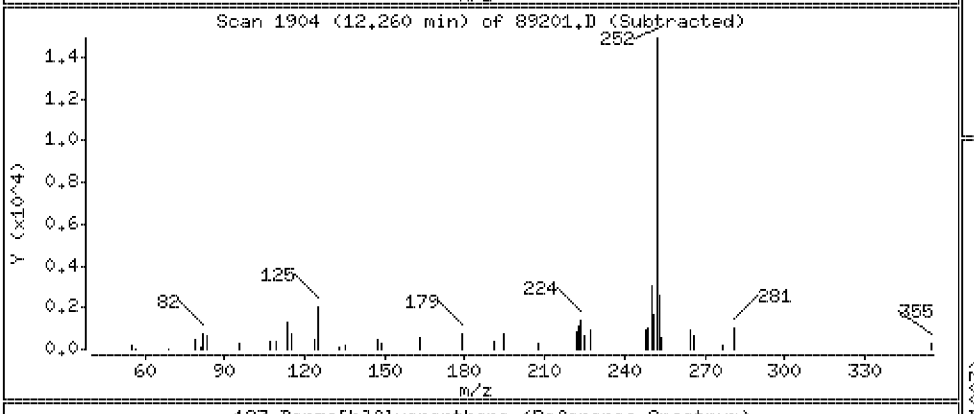

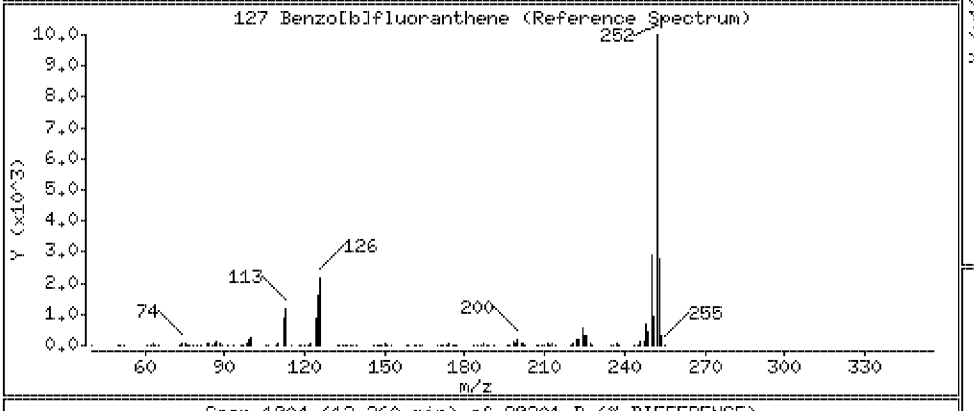

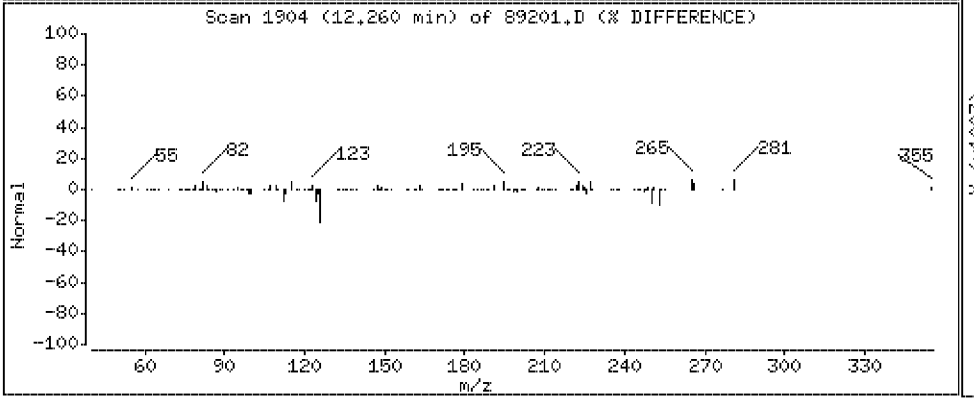

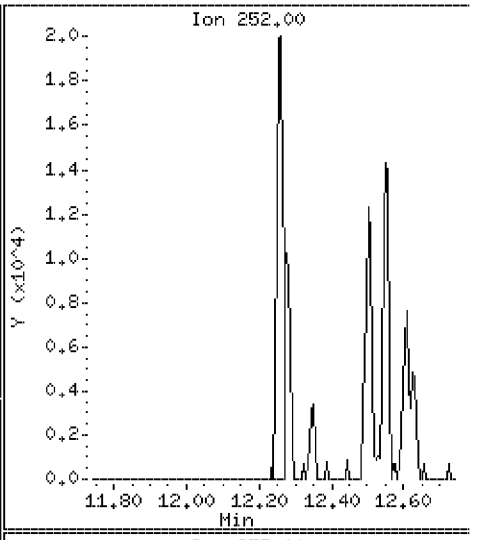

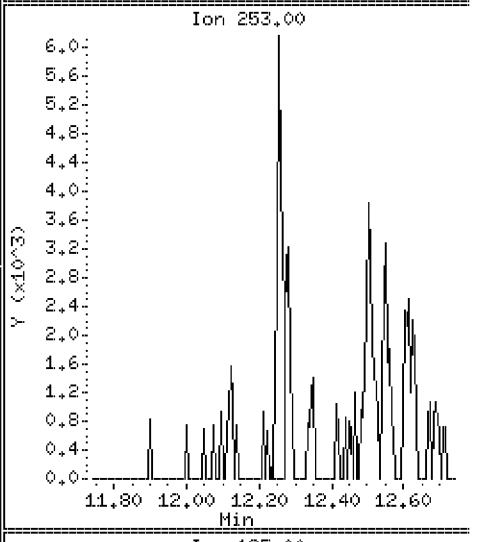

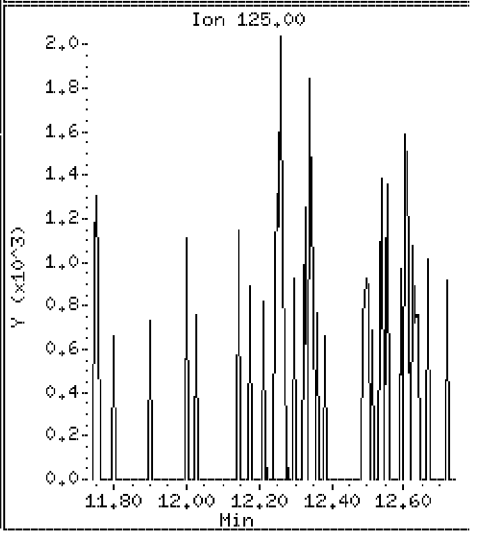

Data File: \\Svecd04\DD\chem\smsd03.i\S3050412.b\89201.D

Date : 04-MAY-2012 11:22

Client ID: EPAFMC-SD-30

Instrument: smsd03.i

Sample Info: SW350589201

Operator: PEL

Column phase: HPMS-5

Column diameter: 0.25

128 Benzo[k]fluoranthene

Concentration: 10.9 ug/kg

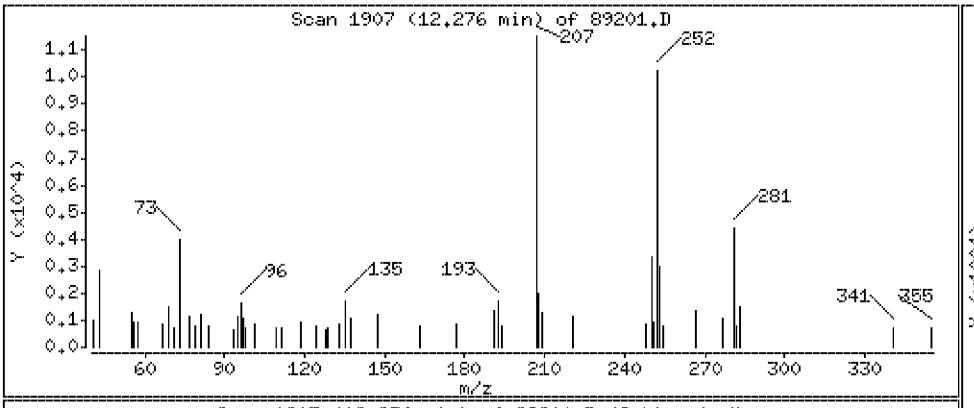

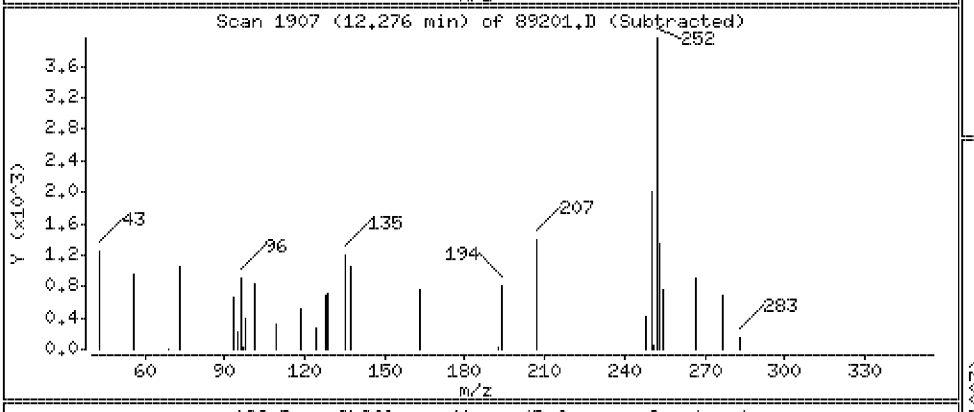

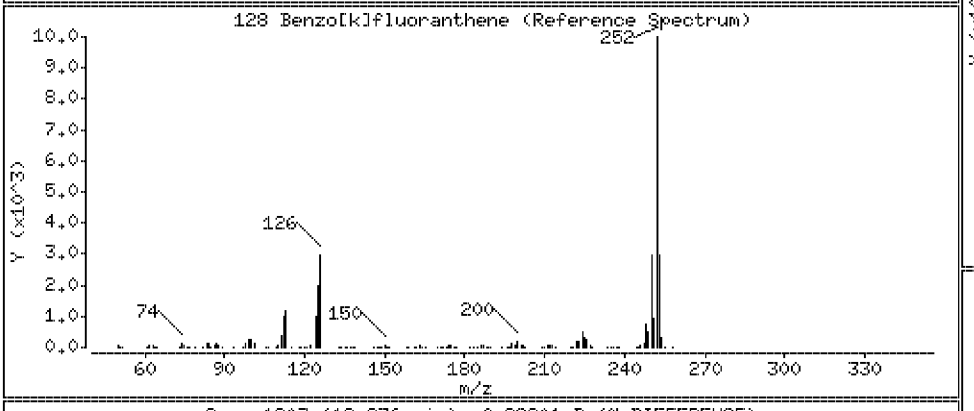

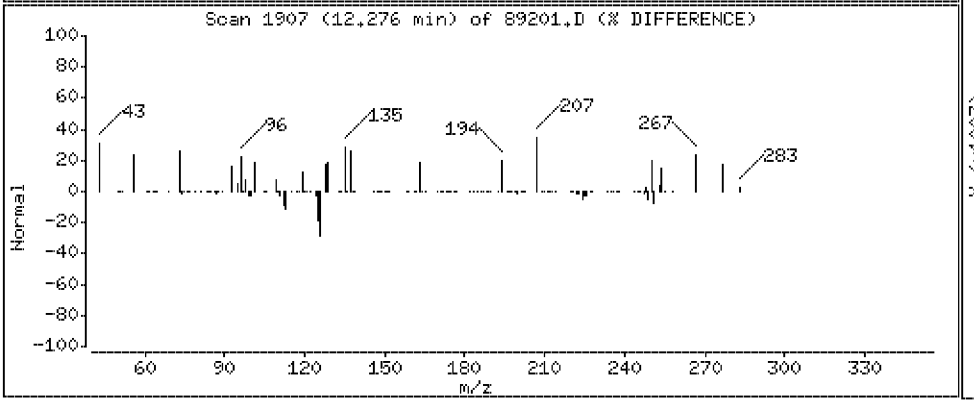

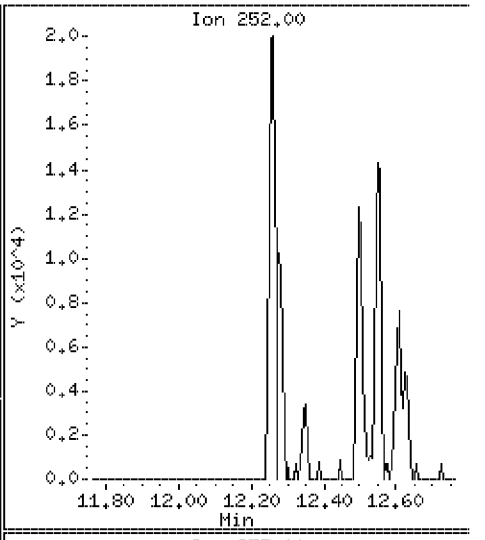

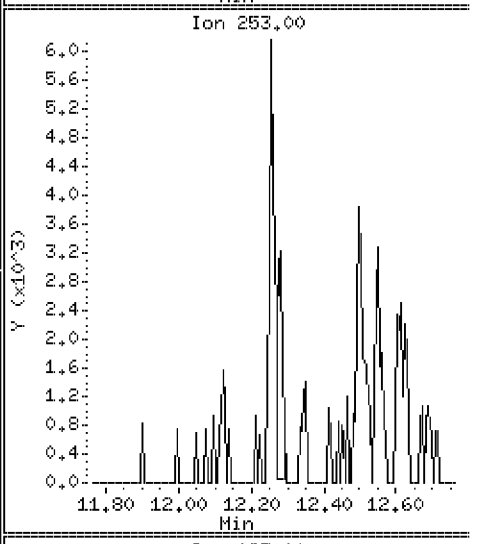

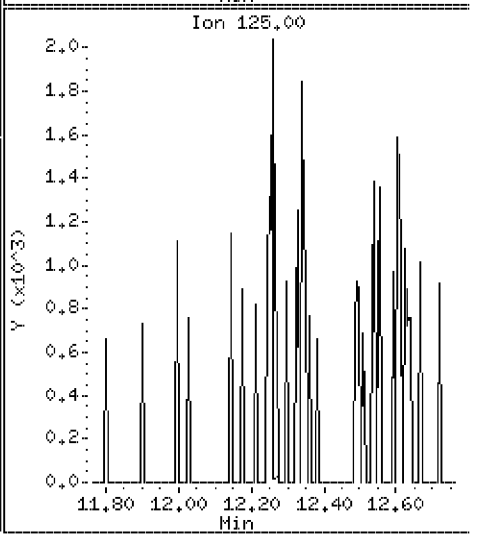

Data File: \\Svecd04\DD\chem\smsd03.i\S3050412.b\89201.D

Date : 04-MAY-2012 11:22

Client ID: EPAFMC-SD-30

Instrument: smsd03.i

Sample Info: SW350589201

Operator: PEL

Column phase: HPMS-5

Column diameter: 0.25

133 Indeno[1,2,3-cd]pyrene

Concentration: 11.0 ug/kg

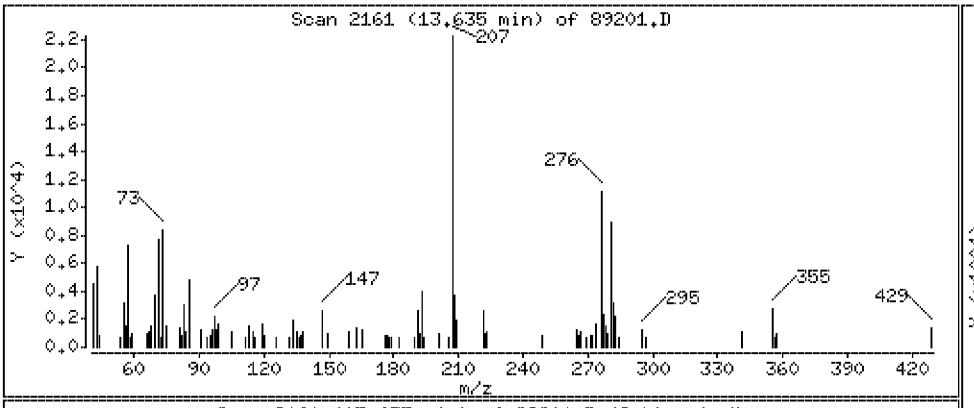

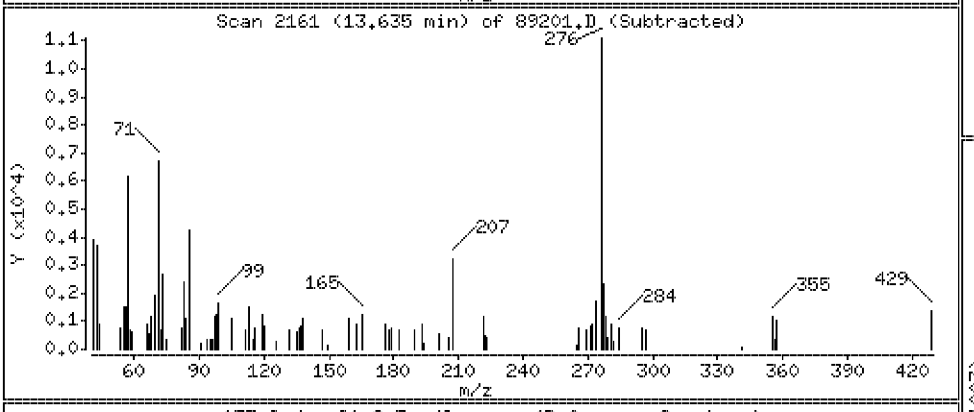

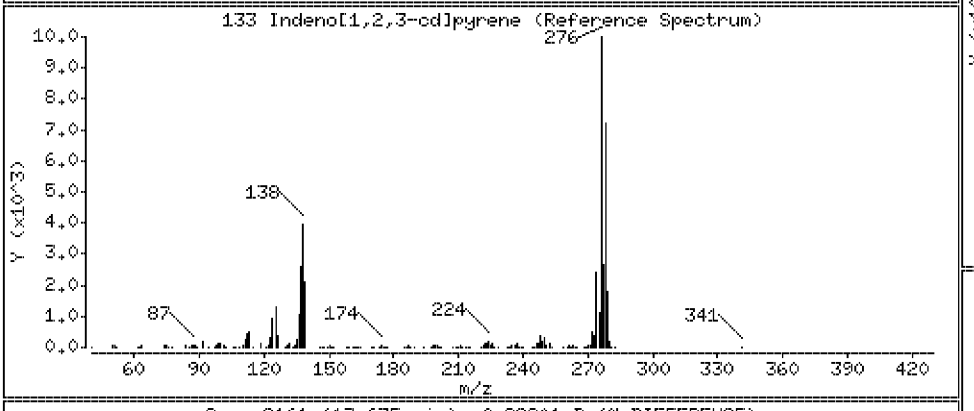

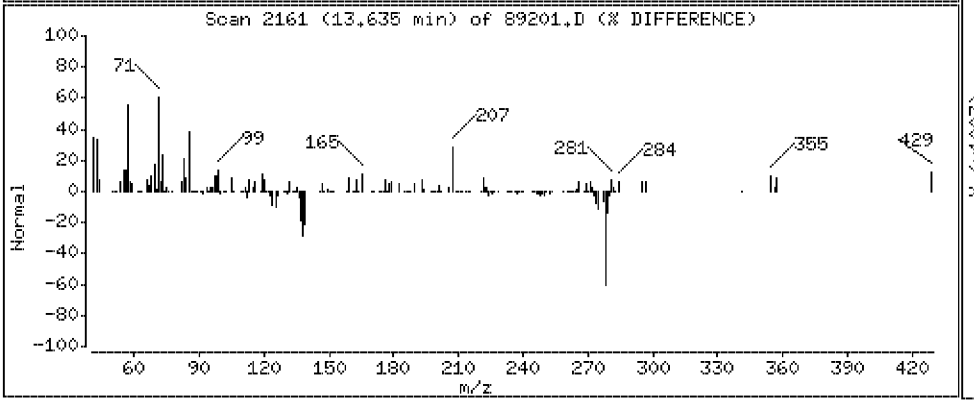

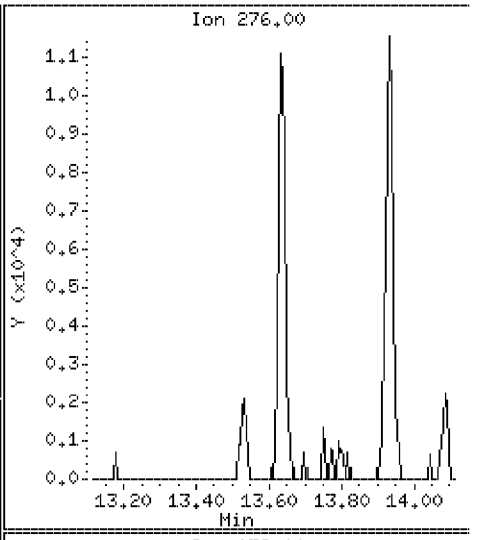

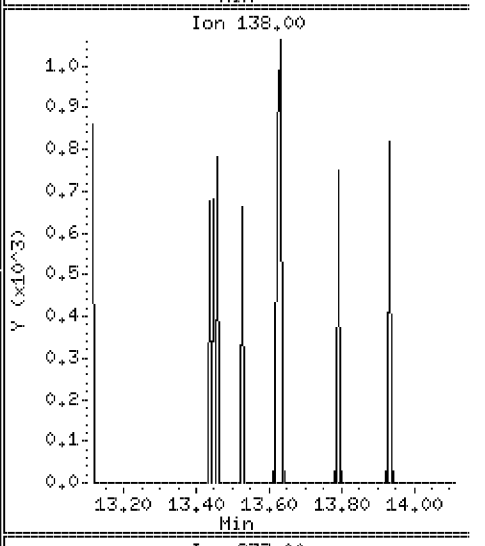

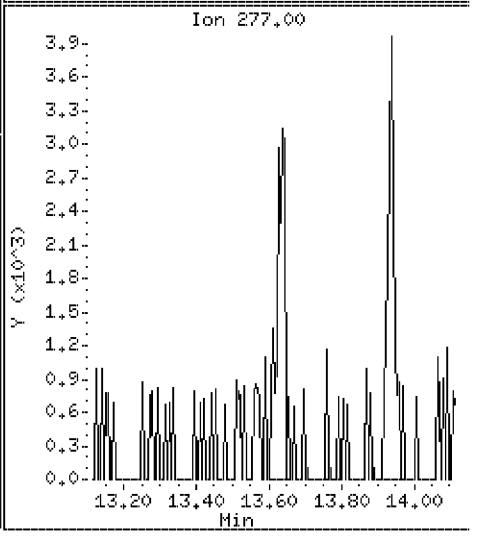

Raw Data Method 8082

RUN LOG CHECK LIST

SDG: 3505892 **Method:** 8082

SAMPLE ID	LAB ID	InitialCal Reference	FILE	BATCH	COL	INSTRUMENT	RUN DATE	DILUTION
STD1061637 *	44134	SECD0403/19/12-1235~E4031912	1232CAL3.D	E4031912	1	SECD04	03/19/12 10:19	1
STD1061638 *	44821	SECD0403/19/12-1235~E4031912	1242CAL3.D	E4031912	1	SECD04	03/19/12 10:34	1
STD1061639 *	44340	SECD0403/19/12-1235~E4031912	1248CAL3.D	E4031912	1	SECD04	03/19/12 10:49	1
STD1061640 *	44135	SECD0403/19/12-1235~E4031912	2154CAL3.D	E4031912	1	SECD04	03/19/12 11:04	1
STD1061641 *	44128	SECD0403/19/12-1235~E4031912	ACAL1.D	E4031912	1	SECD04	03/19/12 11:19	1
STD1061642 *	44127	SECD0403/19/12-1235~E4031912	ACAL2.D	E4031912	1	SECD04	03/19/12 11:34	1
STD1061643 *	45333	SECD0403/19/12-1235~E4031912	ACAL3.D	E4031912	1	SECD04	03/19/12 11:49	1
STD1061644 *	44125	SECD0403/19/12-1235~E4031912	ACAL4.D	E4031912	1	SECD04	03/19/12 12:05	1
STD1061645 *	44124	SECD0403/19/12-1235~E4031912	ACAL5.D	E4031912	1	SECD04	03/19/12 12:20	1
STD1061646 *	44123	SECD0403/19/12-1235~E4031912	ACAL6.D	E4031912	1	SECD04	03/19/12 12:35	1
SSC1061633 *	43164	SECD0403/19/12-1235~E4031912	ASEC.D	E4031912	1	SECD04	03/19/12 12:50	1
CCV1077745 *	45865	SECD0403/19/12-1235~E4031912	ACCV1R.D	E4050312	1	SECD04	05/03/12 09:26	1
128626MB	128626MB	SECD0403/19/12-1235~E4031912	9277MB.D	E4050312	1	SECD04	05/03/12 09:49	1
128627LCS	128627LCS	SECD0403/19/12-1235~E4031912	9277LCS.D	E4050312	1	SECD04	05/03/12 10:04	1
EPAFMC-SW-01R	350589202	SECD0403/19/12-1235~E4031912	892-2.D	E4050312	1	SECD04	05/03/12 11:19	1
EPAFMC-SW-03R	350589203	SECD0403/19/12-1235~E4031912	892-3.D	E4050312	1	SECD04	05/03/12 11:34	1
EPAFMC-SW-04	350589204	SECD0403/19/12-1235~E4031912	892-4.D	E4050312	1	SECD04	05/03/12 11:50	1
128628LCSD	128628LCSD	SECD0403/19/12-1235~E4031912	9277LCDR.D	E4050312	1	SECD04	05/03/12 12:39	1
CCV1077749 *	45865	SECD0403/19/12-1235~E4031912	ACCV2.D	E4050312	1	SECD04	05/03/12 13:10	1
CCV1077743 *	45865	SECD0403/19/12-1235~E4031912	ACCV1.D	E4050412	1	SECD04	05/04/12 11:06	1
128641MB	128641MB	SECD0403/19/12-1235~E4031912	9281MB.D	E4050412	1	SECD04	05/04/12 11:46	1
128642LCS	128642LCS	SECD0403/19/12-1235~E4031912	9281LCS.D	E4050412	1	SECD04	05/04/12 12:01	1
CCV1077751 *	45865	SECD0403/19/12-1235~E4031912	ACCV2.D	E4050412	1	SECD04	05/04/12 15:03	1
CCV1077747 *	45865	SECD0403/19/12-1235~E4031912	ACCV1R.D	E4050712	1	SECD04	05/07/12 08:31	1
EPAFMC-SD-26	350586412	SECD0403/19/12-1235~E4031912	864-1R.D	E4050712	1	SECD04	05/07/12 08:56	1
EPAFMC-SD-26MS	128644MS	SECD0403/19/12-1235~E4031912	864-1MSR.D	E4050712	1	SECD04	05/07/12 09:11	1
EPAFMC-SD-26MSD	128645MSD	SECD0403/19/12-1235~E4031912	864-1SDR.D	E4050712	1	SECD04	05/07/12 09:26	1
CCV1077753 *	45865	SECD0403/19/12-1235~E4031912	ACCV2.D	E4050712	1	SECD04	05/07/12 10:42	1

* Sample IDs for calibration items are system generated

cabadia 5/10/2012 7:57:04 AM

RUN LOG CHECK LIST

SDG: 3505892 **Method:** 8082

SAMPLE ID	LAB ID	InitialCal Reference	FILE	BATCH	COL	INSTRUMENT	RUN DATE	DILUTION
CCV1078886 *	45865	SECD0403/19/12-1235~E4031912	ACCV5.D	E4050912	1	SECD04	05/09/12 22:12	1
EPAFMC-SD-30	350589201	SECD0403/19/12-1235~E4031912	892-01.D	E4050912	1	SECD04	05/09/12 23:28	1
CCV1078887 *	45865	SECD0403/19/12-1235~E4031912	ACCV6.D	E4050912	1	SECD04	05/09/12 23:58	1

* Sample IDs for calibration items are system generated

cabadia 5/10/2012 7:57:04 AM

Extraction Method	3550b

Extraction Log 8082 Soil Ext

Start: 5/2/2012 10:00:00 AM
End: 5/4/2012 7:29:43 AM

Batch ID 9281

Water Bath Temp: 47 °C

Thermometer ID: tbvA **Balance ID:** P35923

Final

Batch ID: 9281

Lab ID	Cont	Client ID	Date Samp	Type	Odor	Color	Sed	Initial	Final	pH	Standards	Cleanups	Archive
350586412	4	EPAFMC-SD-26	4/25/2012 2:10:00 PM	SAMPLE	none	brown	soil	33.4 G	10 mL		1mL 81/82wkg_surr: 45988 @ 1.0 ug/mL;	Sulfur:42250@05/02/2012 Sulfuric_Acid:42793 @05/02/2012 Sulfur:45034@05/07/	
350586413	4	EPAFMC-SD-27	4/25/2012 2:15:00 PM	SAMPLE	none	brown	soil	33.06 G	10 mL		1mL 81/82wkg_surr: 45988 @ 1.0 ug/mL;	Sulfur:42250@05/02/2012 Sulfuric_Acid:42793 @05/02/2012 Sulfur:45034@05/07/	
350586415	4	EPAFMC-SD-29	4/25/2012 1:34:00 PM	SAMPLE	none	brown	soil	33.41 G	10 mL		1mL 81/82wkg_surr: 45988 @ 1.0 ug/mL;	Sulfur:42250@05/02/2012 Sulfuric_Acid:42793 @05/02/2012 Sulfur:45034@05/07/	
350588801	1	PX-S05-SS04-0412	4/27/2012 2:20:00 PM	SAMPLE	none	brown	soil	33.17 G	10 mL		1mL 81/82wkg_surr: 45988 @ 1.0 ug/mL;	Sulfur:42250@05/02/2012 Sulfuric_Acid:42793 @05/02/2012	
350588802	1	PX-S05-SS05-0412	4/27/2012 2:47:00 PM	SAMPLE	none	brown	soil	33.54 G	10 mL		1mL 81/82wkg_surr: 45988 @ 1.0 ug/mL;	Sulfur:42250@05/02/2012 Sulfuric_Acid:42793 @05/02/2012	
350588803	1	PX-S05-SS06-0412	4/27/2012 2:33:00 PM	SAMPLE	none	brown	soil	33.1 G	10 mL		1mL 81/82wkg_surr: 45988 @ 1.0 ug/mL;	Sulfur:42250@05/02/2012 Sulfuric_Acid:42793 @05/02/2012	
350588804	1	PX-S05-SS07-0412	4/27/2012 2:01:00 PM	SAMPLE	none	brown	soil	33.02 G	10 mL		1mL 81/82wkg_surr: 45988 @ 1.0 ug/mL;	Sulfur:42250@05/02/2012 Sulfuric_Acid:42793 @05/02/2012 Sulfur:45034@05/07/	
350588805	1	PX-S05-SS08-0412	4/27/2012 3:03:00 PM	SAMPLE	none	brown	soil	33.61 G	10 mL		1mL 81/82wkg_surr: 45988 @ 1.0 ug/mL;	Sulfur:42250@05/02/2012 Sulfuric_Acid:42793 @05/02/2012	
350589201	1	EPAFMC-SD-30	4/26/2012 9:55:00 AM	SAMPLE	none	brown	soil	33.74 G	10 mL		1mL 81/82wkg_surr: 45988 @ 1.0 ug/mL;	Sulfur:42250@05/02/2012 Sulfuric_Acid:42793 @05/02/2012	

350589201

2617

Batch ID: 9281

Lab ID	Cont	Client ID	Date Samp	Type	Odor	Color	Sed	Initial	Final	pH	Standards	Cleanups	Archive
128641MB		128641MB		MB	none	brown	soil	33.2 G	10 mL		1mL 81/82wkg_surr: 45988 @ 1.0 ug/mL;	Sulfur:42250@05/02/2012 Sulfuric_Acid:42793 @05/02/2012	
128642LCS		128642LCS		LCS	none	brown	soil	33.87 G	10 mL		1mL 8082wkg_spk: 45758 @ 10 ug/mL; 1mL 81/82wkg_surr: 45988 @ 1.0 ug/mL;	Sulfur:42250@05/02/2012 Sulfuric_Acid:42793 @05/02/2012	
128644MS	4	EPAFMC-SD-26MS		MS	none	brown	soil	33.29 G	10 mL		1mL 8082wkg_spk: 45758 @ 10 ug/mL; 1mL 81/82wkg_surr: 45988 @ 1.0 ug/mL;	Sulfur:42250@05/02/2012 Sulfuric_Acid:42793 @05/02/2012 Sulfur:45034@05/07/	
128645MSD	4	EPAFMC-SD-26MSD		MSD	none	brown	soil	33.34 G	10 mL		1mL 8082wkg_spk: 45758 @ 10 ug/mL; 1mL 81/82wkg_surr: 45988 @ 1.0 ug/mL;	Sulfur:42250@05/02/2012 Sulfuric_Acid:42793 @05/02/2012 Sulfur:45034@05/07/	
350593302	1	C-L18-13097-SS001	5/1/2012 11:00:00 AM	SAMPLE	none	brown	soil	33.35 G	10 mL		1mL 81/82wkg_surr: 45988 @ 1.0 ug/mL;	Sulfur:42250@05/02/2012 Sulfuric_Acid:42793 @05/02/2012	
350593303	1	C-L18-13097-SS002	5/1/2012 11:45:00 AM	SAMPLE	none	brown	soil	33.25 G	10 mL		1mL 81/82wkg_surr: 45988 @ 1.0 ug/mL;	Sulfur:42250@05/02/2012 Sulfuric_Acid:42793 @05/02/2012	
350593304	1	C-L18-13097-SS003	5/1/2012 12:30:00 PM	SAMPLE	none	brown	soil	33.76 G	10 mL		1mL 81/82wkg_surr: 45988 @ 1.0 ug/mL;	Sulfur:42250@05/02/2012 Sulfuric_Acid:42793 @05/02/2012	
350593305	1	C-L18-13097-SS004	5/1/2012 1:15:00 PM	SAMPLE	none	brown	soil	33.12 G	10 mL		1mL 81/82wkg_surr: 45988 @ 1.0 ug/mL;	Sulfur:42250@05/02/2012 Sulfuric_Acid:42793 @05/02/2012	

3505892

2618

Batch ID: 9281

Lab ID	Cont	Client ID	Date Samp	Type	Odor	Color	Sed	Initial	Final	pH	Standards	Cleanups	Archive

Initial Solvent	46025	**NaSO4**	46002	**Copper**	42250
Initial Solvent	45376	**Sand**	46001		
Final Solvent	45154	**Sonicator#**	1a,1b,2		
Filter Paper	44944	**Acid**	45464		

Name: Tammy Reuter Title: Prep Tech 5/4/2012 7:29:43 AM
Analyst Posted treuter Date

5/4/2012 7:38:46 AM
Peer Reviewed rbennett Date

Signature:
Name: Christelle Abadia Title: Chemist 5/7/2012 12:1
Analyst Reviewed cabadia Date

3505892

Comments:

Sample Comments

Lab ID	Client ID	Comments
128641MB	128641MB	
128642LCS	128642LCS	
128644MS	EPAFMC-SD-26MS	
128645MSD	EPAFMC-SD-26MSD	
350586412	EPAFMC-SD-26	
350586413	EPAFMC-SD-27	
350586415	EPAFMC-SD-29	
350588801	PX-S05-SS04-0412	

2619

Lab ID	Cont	Client ID	Date Samp	Type	Odor	Color	Sed	Initial	Final	pH	Standards	Cleanups	Archive
350588802		PX-S05-SS05-0412											
350588803		PX-S05-SS06-0412											
350588804		PX-S05-SS07-0412											
350588805		PX-S05-SS08-0412											
350589201		EPAFMC-SD-30											
350593302		C-L18-13097-SS001											
350593303		C-L18-13097-SS002											
350593304		C-L18-13097-SS003											
350593305		C-L18-13097-SS004											

3505892

2620

Extraction Method	3510

Extraction Log 8082 Water Ext

Start: 5/2/2012 10:00:00 AM
End: 5/2/2012 7:19:37 PM

Water Bath Temp: 47 °C

Batch ID 9277

Thermometer ID: tbvA **Balance ID:** na

Final

Batch ID: 9277

Lab ID	Cont	Client ID	Date Samp	Type	Odor	Color	Sed	Initial	Final	pH	Standards	Cleanups	Archive
350586402	2	EPAFMC-RB-01	4/25/2012 8:35:00 AM	SAMPLE	none	clear	none	980 mL	10 mL	7	1mL 81/82wkg_surr: 45988 @ 1.0 ug/mL;		JBS
350586416	4	EPAFMC-SW-02	4/25/2012 2:30:00 PM	SAMPLE	none	clear	none	980 mL	10 mL	7	1mL 81/82wkg_surr: 45988 @ 1.0 ug/mL;		JBS
350588806	14	PX-S05-EB02-042712	4/27/2012 1:30:00 PM	SAMPLE	none	clear	none	980 mL	10 mL	7	1mL 81/82wkg_surr: 45988 @ 1.0 ug/mL;		JBS
350589202	2	EPAFMC-SW-01R	4/26/2012 9:08:00 AM	SAMPLE	none	clear	none	980 mL	10 mL	7	1mL 81/82wkg_surr: 45988 @ 1.0 ug/mL;		JBS
350589203	3	EPAFMC-SW-03R	4/26/2012 9:13:00 AM	SAMPLE	none	clear	none	980 mL	10 mL	7	1mL 81/82wkg_surr: 45988 @ 1.0 ug/mL;		JBS
350589204	2	EPAFMC-SW-04	4/26/2012 9:40:00 AM	SAMPLE	none	clear	none	980 mL	10 mL	7	1mL 81/82wkg_surr: 45988 @ 1.0 ug/mL;		JBS
128626MB		128626MB		MB	none	clear	none	1000 mL	10 mL	7	1mL 81/82wkg_surr: 45988 @ 1.0 ug/mL;		JBS
128627LCS		128627LCS		LCS	none	clear	none	1000 mL	10 mL	7	1mL 8082wkg_spk: 45758 @ 10 ug/mL; 1mL 81/82wkg_surr: 45988 @ 1.0 ug/mL;		JBS
128628LCSD		128628LCSD		LCSD	none	clear	none	1000 mL	10 mL	7	1mL 8082wkg_spk: 45758 @ 10 ug/mL; 1mL 81/82wkg_surr: 45988 @ 1.0 ug/mL;		JBS

9905892

2621

Batch ID: 9277

Lab ID	Cont	Client ID	Date Samp	Type	Odor	Color	Sed	Initial	Final	pH	Standards	Cleanups	Archive
350593301	1	C-L18-13097-EB01	5/1/2012 10:00:00 AM	SAMPLE	none	clear	none	980 mL	10 mL	7	1mL 81/82wkg_surr: 45988 @ 1.0 ug/mL;		JBS

3505892

2622

Batch ID: 9277

Lab ID	Cont	Client ID	Date Samp	Type	Odor	Color	Sed	Initial	Final	pH	Standards	Cleanups	Archive

Initial Solvent	46025
Final Solvent	45154
Filter Paper	45972
NaSO4	46002

5/2/2012 7:19:37 PM

Analyst Posted rbennett Date

Name: Tammy Reuter Title: Prep Tech 5/3/2012 8:07:38 AM

Peer Reviewed treuter Date

Signature:

Name: Christelle Abadia Title: Chemist 5/7/2012 12:1

Analyst Reviewed cabadia Date

3505892

Comments:

Sample Comments

Lab ID	Client ID	Comments
128626MB	128626MB	
128627LCS	128627LCS	
128628LCSD	128628LCSD	
350586402	EPAFMC-RB-01	
350586416	EPAFMC-SW-02	
350588806	PX-S05-EB02-042712	
350589202	EPAFMC-SW-01R	
350589203	EPAFMC-SW-03R	

2623

Batch ID: 9277

Lab ID	Cont	Client ID	Date Samp	Type	Odor	Color	Sed	Initial	Final	pH	Standards	Cleanups	Archive
350589204		EPAFMC-SW-04											
350593301		C-L18-13097-EB01											

3505892

2624

STANDARDS LOG

Standard ID	Type	Manufacturer	Mfg Lot	Expires	Volume	Created on	Created by
43164	8082_sec_wkg			3/23/2012	5 ML	9/23/2011	cabadia

0.05 UG/ML: Decachlorobiphenyl, Tetrachloro-m-xylene
0.5 UG/ML: Aroclor-1016, Aroclor-1260

COMPOSED OF:

41047: 4750 UL 43163: 250 UL

Standard ID	Type	Manufacturer	Mfg Lot	Expires	Volume	Created on	Created by
44123	8082_acal6_wkg			6/12/2012	5 ML	12/12/2011	NSUBAR

0.25 UG/ML: Decachlorobiphenyl, Tetrachloro-m-xylene
2.5 UG/ML: Aroclor-1016, Aroclor-1260

COMPOSED OF:

44100: 3750 UL 44122: 1250 UL

3505892

Standard ID	Type	Manufacturer	Mfg Lot	Expires	Volume	Created on	Created by
44124	8082_acal5_wkg			6/12/2012	5 ML	12/12/2011	NSUBAR

0.2 UG/ML: Decachlorobiphenyl, Tetrachloro-m-xylene
2 UG/ML: Aroclor-1016, Aroclor-1260

COMPOSED OF:

44100: 4000 UL 44122: 1000 UL

Standard ID	Type	Manufacturer	Mfg Lot	Expires	Volume	Created on	Created by
44125	8082_acal4_wkg			6/12/2012	5 ML	12/12/2011	NSUBAR

0.1 UG/ML: Decachlorobiphenyl, Tetrachloro-m-xylene
1 UG/ML: Aroclor-1016, Aroclor-1260

COMPOSED OF:

44100: 4500 UL 44122: 500 UL

STANDARDS LOG

Standard ID	Type	Manufacturer	Mfg Lot	Expires	Volume	Created on	Created by
44127	8082_acal2_wkg			6/12/2012	5 ML	12/12/2011	NSUBAR

0.01 UG/ML: Decachlorobiphenyl, Tetrachloro-m-xylene
0.1 UG/ML: Aroclor-1016, Aroclor-1260

COMPOSED OF:

44100: 4950 UL 44122: 50 UL

Standard ID	Type	Manufacturer	Mfg Lot	Expires	Volume	Created on	Created by
44128	8082_acal1_wkg			6/12/2012	10 ML	12/12/2011	NSUBAR

0.003 UG/ML: Decachlorobiphenyl, Tetrachloro-m-xylene
0.03 UG/ML: Aroclor-1016, Aroclor-1260

COMPOSED OF:

44100: 9970 UL 44122: 30 UL

3505892

Standard ID	Type	Manufacturer	Mfg Lot	Expires	Volume	Created on	Created by
44134	1232_cal3_wkg			6/12/2012	5 ML	12/12/2011	NSUBAR

0.5 UG/ML: Aroclor-1232

COMPOSED OF:

44100: 4750 UL 44132: 250 UL

Standard ID	Type	Manufacturer	Mfg Lot	Expires	Volume	Created on	Created by
44135	2154_cal3_wkg			6/12/2012	5 ML	12/12/2011	NSUBAR

0.5 UG/ML: Aroclor-1221, Aroclor-1254

COMPOSED OF:

44100: 4750 UL 44130: 250 UL

Standard ID	Type	Manufacturer	Mfg Lot	Expires	Volume	Created on	Created by
44340	8082_acal3_wkg			6/28/2012	10 ML	12/28/2011	NSUBAR

0.5 UG/ML: Aroclor-1248

STANDARDS LOG

COMPOSED OF:

44100: 9500 UL 44338: 500 UL

Standard ID	Type	Manufacturer	Mfg Lot	Expires	Volume	Created on	Created by
44821	8082_acal3_wkg			7/26/2012	10 ML	1/30/2012	cabadia

0.5 UG/ML: Aroclor-1242

COMPOSED OF:

42191: 9500 UL 44777: 500 UL

Standard ID	Type	Manufacturer	Mfg Lot	Expires	Volume	Created on	Created by
45333	8082_acal3_wkg			6/12/2012	10 ML	3/12/2012	cabadia

0.05 UG/ML: Decachlorobiphenyl, Tetrachloro-m-xylene
0.5 UG/ML: Aroclor-1016, Aroclor-1260

COMPOSED OF:

43848: 9500 UL 44122: 500 UL

Standard ID	Type	Manufacturer	Mfg Lot	Expires	Volume	Created on	Created by
45758	8082wkg_spk			10/9/2012	50 ML	4/9/2012	rortiz

10 UG/ML: Aroclor-1016, Aroclor-1260

COMPOSED OF:

44378: 49.5 ML 44939: 500 UL

Standard ID	Type	Manufacturer	Mfg Lot	Expires	Volume	Created on	Created by
45865	8082_acal3_wkg			6/12/2012	10 ML	4/17/2012	cabadia

0.05 UG/ML: Decachlorobiphenyl, Tetrachloro-m-xylene
0.5 UG/ML: Aroclor-1016, Aroclor-1260

COMPOSED OF:

43848: 9500 UL 44122: 500 UL

STANDARDS LOG

Standard ID	Type	Manufacturer	Mfg Lot	Expires	Volume	Created on	Created by
45988	81/82wkg_surr			10/26/2012	100 ML	4/26/2012	rortiz

1 UG/ML: Decachlorobiphenyl, Tetrachloro-m-xylene

COMPOSED OF:

44378: 99.5 ML 45170: 0.5 ML

3505892

2628

Data File: \\Svtqm2andm3\DD\chem\secd04.i\E4031912.b\1232CAL3.D
Report Date: 14-May-2012 07:42

PEL Laboratories, Inc.

METHOD 8082

Data file : \\Svtqm2andm3\DD\chem\secd04.i\E4031912.b\1232CAL3.D
Lab Smp Id: 44134 Client Smp ID: 1232CAL3
Inj Date : 19-MAR-2012 10:19
Operator : PEL Labs Inst ID: secd04.i
Smp Info : 44134
Misc Info :
Comment :
Method : \\Svtqm2andm3\DD\chem\secd04.i\E4031912.b\8082A.m
Meth Date : 14-May-2012 07:36 cabadia Quant Type: ESTD
Cal Date : 19-MAR-2012 10:49 Cal File: 1248CAL3.D
Als bottle: 4 Calibration Sample, Level: 3
Dil Factor: 1.00000
Integrator: Falcon Compound Sublist: 1232.sub
Target Version: 4.14

Concentration Formula: Amt * DF * (Vf/((Ws*(1-(M/100)))/1000)) * CpndVariable

Name	Value	Description
DF	1.000	Dilution Factor
Vf	10.000	final vol.of extract
Ws	15.000	weight of sample extracted (g)
M	0.00000	% moisture
Cpnd Variable		Local Compound Variable

Compounds	RT	EXP RT	DLT RT	RESPONSE	AMOUNTS CAL-AMT (ug/ml)	AMOUNTS ON-COL (ug/ml)
19 1232-1	3.504	3.504	0.000	26711	0.10000	0.10(M)
20 1232-2	3.753	3.753	0.000	105210	0.10000	0.10(M)
21 1232-3	4.175	4.175	0.000	57858	0.10000	0.10(M)
22 1232-4	4.658	4.658	0.000	153849	0.10000	0.10(M)
23 1232-5	4.783	4.783	0.000	69292	0.10000	0.10(M)
M 24 PCB 1232 Total				412920	0.50000	

QC Flag Legend

M - Compound response manually integrated.

Data File: \\Svtqm2andm3\DD\chem\secd04.i\E4031912.b\1232CAL3.D
Date : 19-MAR-2012 10:19
Client ID: 1232CAL3
Sample Info: 44134

Instrument: secd04.i

Operator: PEL Labs

Column phase: STX-CLP1

Column diameter: 0.32

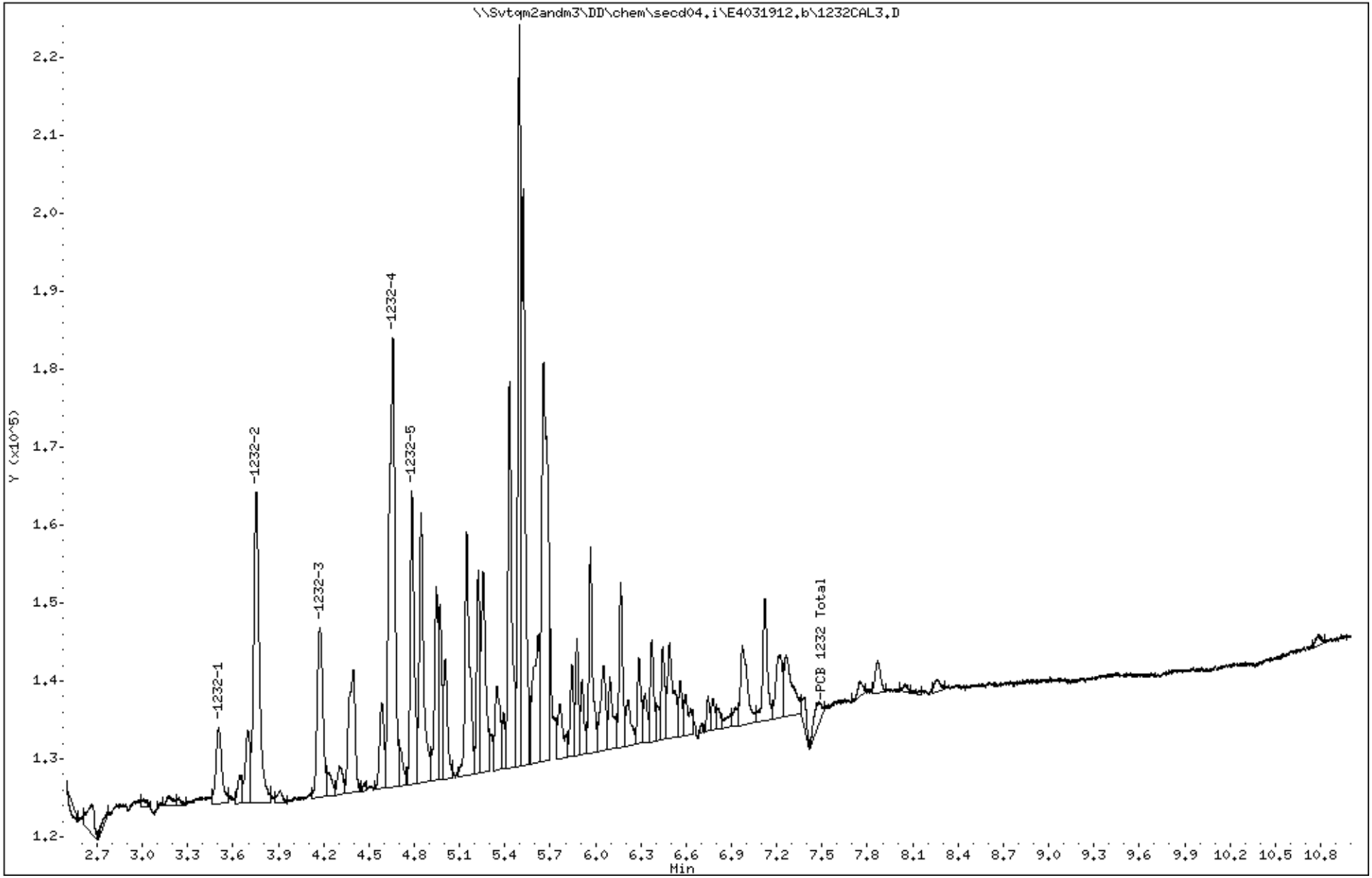

2630

3505892

Data File: \\Svtqm2andm3\DD\chem\secd04.i\E4031912.b\1242CAL3.D
Report Date: 14-May-2012 07:42

PEL Laboratories, Inc.

METHOD 8082

Data file : \\Svtqm2andm3\DD\chem\secd04.i\E4031912.b\1242CAL3.D
Lab Smp Id: 44821 Client Smp ID: 1242CAL3
Inj Date : 19-MAR-2012 10:34
Operator : PEL Labs Inst ID: secd04.i
Smp Info : 44821
Misc Info :
Comment :
Method : \\Svtqm2andm3\DD\chem\secd04.i\E4031912.b\8082A.m
Meth Date : 14-May-2012 07:36 cabadia Quant Type: ESTD
Cal Date : 19-MAR-2012 10:49 Cal File: 1248CAL3.D
Als bottle: 5 Calibration Sample, Level: 3
Dil Factor: 1.00000
Integrator: Falcon Compound Sublist: 1242.sub
Target Version: 4.14

Concentration Formula: Amt * DF * (Vf/((Ws*(1-(M/100)))/1000)) * CpndVariable

Name	Value	Description
DF	1.000	Dilution Factor
Vf	10.000	final vol.of extract
Ws	15.000	weight of sample extracted (g)
M	0.00000	% moisture
Cpnd Variable		Local Compound Variable

Compounds	RT	EXP RT	DLT RT	RESPONSE	AMOUNTS CAL-AMT (ug/ml)	AMOUNTS ON-COL (ug/ml)
25 1242-1	3.757	3.757	0.000	68720	0.10000	0.10(M)
26 1242-2	4.176	4.176	0.000	85794	0.10000	0.10(M)
27 1242-3	4.660	4.660	0.000	247667	0.10000	0.10(M)
28 1242-4	4.785	4.785	0.000	111375	0.10000	0.10(M)
29 1242-5	4.845	4.845	0.000	111599	0.10000	0.10(M)
M 30 PCB 1242 Total				625155	0.50000	

QC Flag Legend

M - Compound response manually integrated.

Data File: \\Svtqm2andm3\DD\chem\secd04.i\E4031912.b\1242CAL3.D
Date : 19-MAR-2012 10:34
Client ID: 1242CAL3
Sample Info: 44821

Instrument: secd04.i

Operator: PEL Labs

Column phase: STX-CLP1

Column diameter: 0.32

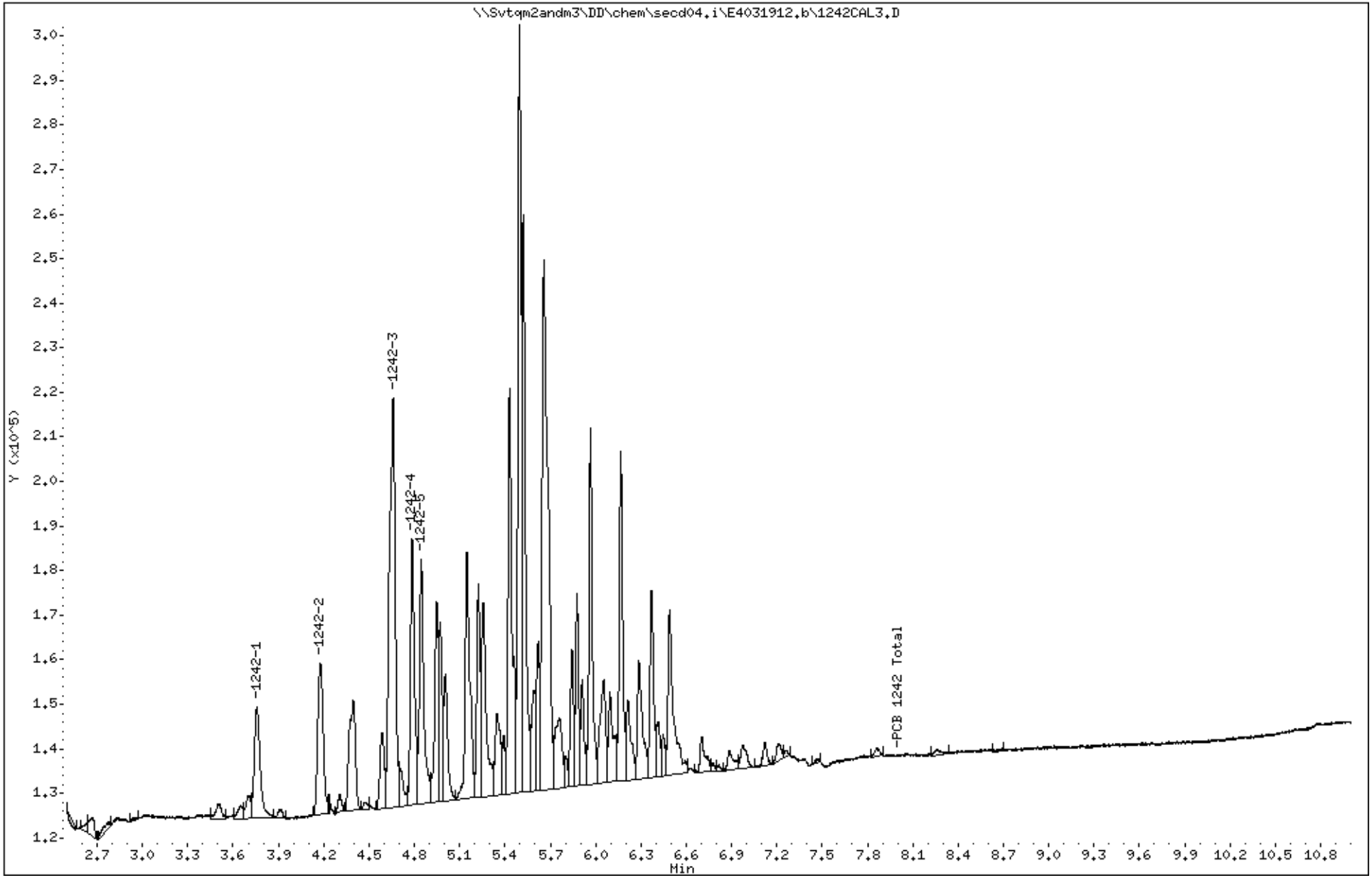

2632

3505892

Data File: \\Svtqm2andm3\DD\chem\secd04.i\E4031912.b\1248CAL3.D
Report Date: 14-May-2012 07:42

PEL Laboratories, Inc.

METHOD 8082

Data file : \\Svtqm2andm3\DD\chem\secd04.i\E4031912.b\1248CAL3.D
Lab Smp Id: 44340 Client Smp ID: 1248CAL3
Inj Date : 19-MAR-2012 10:49
Operator : PEL Labs Inst ID: secd04.i
Smp Info : 44340
Misc Info :
Comment :
Method : \\Svtqm2andm3\DD\chem\secd04.i\E4031912.b\8082A.m
Meth Date : 14-May-2012 07:36 cabadia Quant Type: ESTD
Cal Date : 19-MAR-2012 10:49 Cal File: 1248CAL3.D
Als bottle: 6 Calibration Sample, Level: 3
Dil Factor: 1.00000
Integrator: Falcon Compound Sublist: 1248.sub
Target Version: 4.14

Concentration Formula: Amt * DF * (Vf/((Ws*(1-(M/100)))/1000)) * CpndVariable

Name	Value	Description
DF	1.000	Dilution Factor
Vf	10.000	final vol.of extract
Ws	15.000	weight of sample extracted (g)
M	0.00000	% moisture
Cpnd Variable		Local Compound Variable

Compounds	RT	EXP RT	DLT RT	RESPONSE	AMOUNTS CAL-AMT (ug/ml)	AMOUNTS ON-COL (ug/ml)
31 1248-1	4.658	4.658	0.000	166044	0.10000	0.10(M)
32 1248-2	4.945	4.945	0.000	132574	0.10000	0.10(M)
33 1248-3	5.222	5.222	0.000	126135	0.10000	0.10(M)
34 1248-4	5.429	5.429	0.000	259120	0.10000	0.10(M)
35 1248-5	5.494	5.494	0.000	506036	0.10000	0.10(M)
M 36 PCB 1248 Total				1189909	0.50000	

QC Flag Legend

M - Compound response manually integrated.

Data File: \\Svtqm2andm3\DD\chem\secd04.i\E4031912.b\1248CAL3.D
Date : 19-MAR-2012 10:49
Client ID: 1248CAL3
Sample Info: 44340

Instrument: secd04.i

Operator: PEL Labs

Column phase: STX-CLP1

Column diameter: 0.32

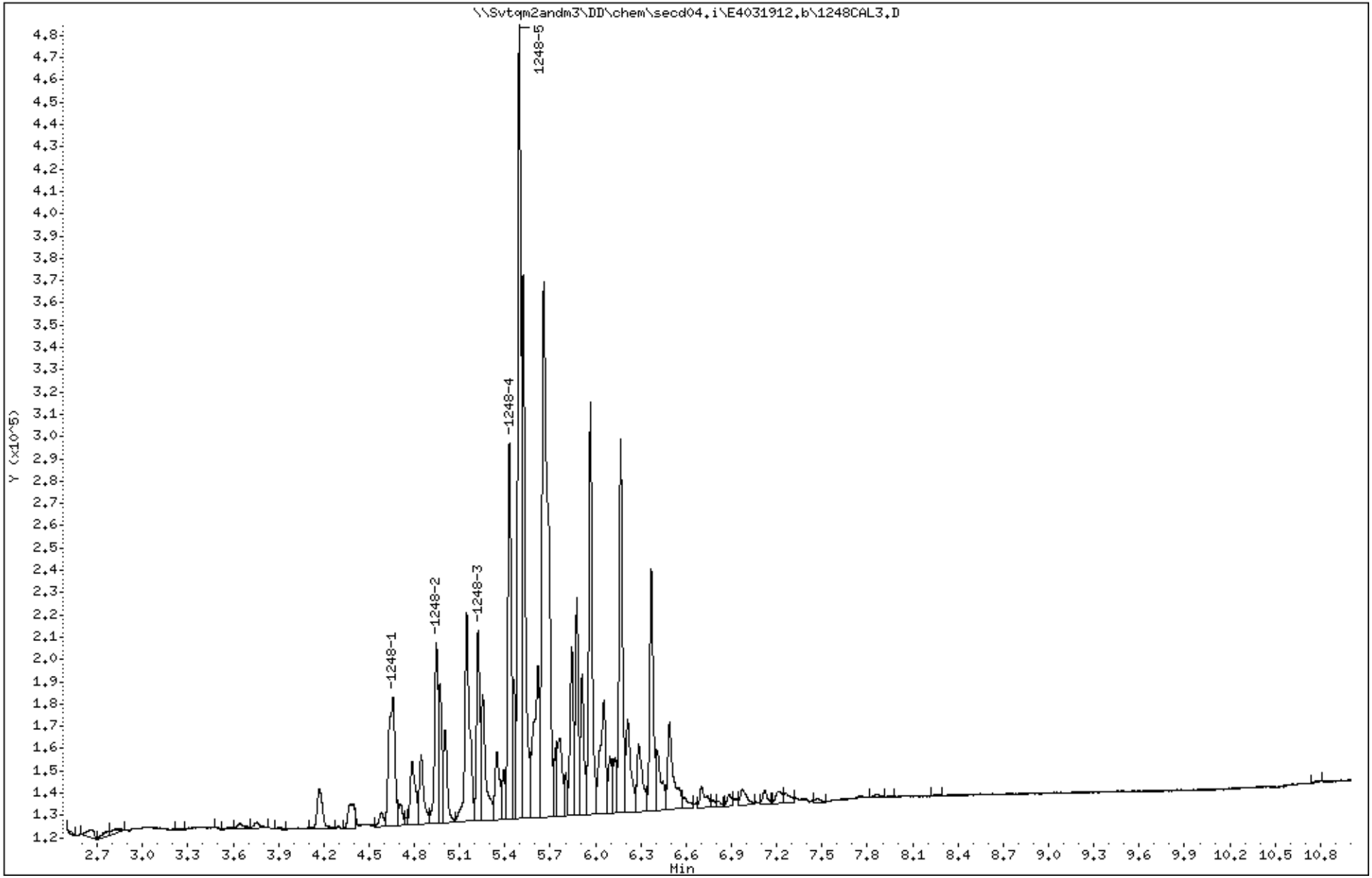

2634

3505892

Data File: \\Svtqm2andm3\DD\chem\secd04.i\E4031912.b\2154CAL3.D
Report Date: 14-May-2012 07:42

PEL Laboratories, Inc.

METHOD 8082

Data file : \\Svtqm2andm3\DD\chem\secd04.i\E4031912.b\2154CAL3.D
Lab Smp Id: 44135 Client Smp ID: 2154CAL3
Inj Date : 19-MAR-2012 11:04
Operator : PEL Labs Inst ID: secd04.i
Smp Info : 44135
Misc Info :
Comment :
Method : \\Svtqm2andm3\DD\chem\secd04.i\E4031912.b\8082A.m
Meth Date : 14-May-2012 07:36 cabadia Quant Type: ESTD
Cal Date : 19-MAR-2012 11:04 Cal File: 2154CAL3.D
Als bottle: 7 Calibration Sample, Level: 3
Dil Factor: 1.00000
Integrator: Falcon Compound Sublist: 2154.sub
Target Version: 4.14

Concentration Formula: Amt * DF * (Vf/((Ws*(1-(M/100)))/1000)) * CpndVariable

Name	Value	Description
DF	1.000	Dilution Factor
Vf	10.000	final vol.of extract
Ws	15.000	weight of sample extracted (g)
M	0.00000	% moisture
Cpnd Variable		Local Compound Variable

Compounds	RT	EXP RT	DLT RT	RESPONSE	AMOUNTS CAL-AMT (ug/ml)	AMOUNTS ON-COL (ug/ml)
13 1221-1	3.506	3.506	0.000	40986	0.17000	0.17(M)
14 1221-2	3.699	3.699	0.000	27037	0.17000	0.17(M)
15 1221-3	3.754	3.754	0.000	132204	0.17000	0.17(M)
M 18 PCB 1221 Total				200227	0.50000	0.51
37 1254-1	5.494	5.494	0.000	314022	0.10000	0.10(M)
38 1254-2	5.659	5.659	0.000	748022	0.10000	0.10(M)
39 1254-3	5.875	5.875	0.000	335366	0.10000	0.10(M)
40 1254-4	5.965	5.965	0.000	851159	0.10000	0.10(M)
41 1254-5	6.165	6.165	0.000	818503	0.10000	0.10(M)
M 42 PCB 1254 Total				3067072	0.50000	0.50

QC Flag Legend

M - Compound response manually integrated.

Data File: \\Svtqm2andm3\DD\chem\secd04.i\E4031912.b\2154CAL3.D
Date : 19-MAR-2012 11:04
Client ID: 2154CAL3
Sample Info: 44135

Instrument: secd04.i

Operator: PEL Labs

Column phase: STX-CLP1

Column diameter: 0.32

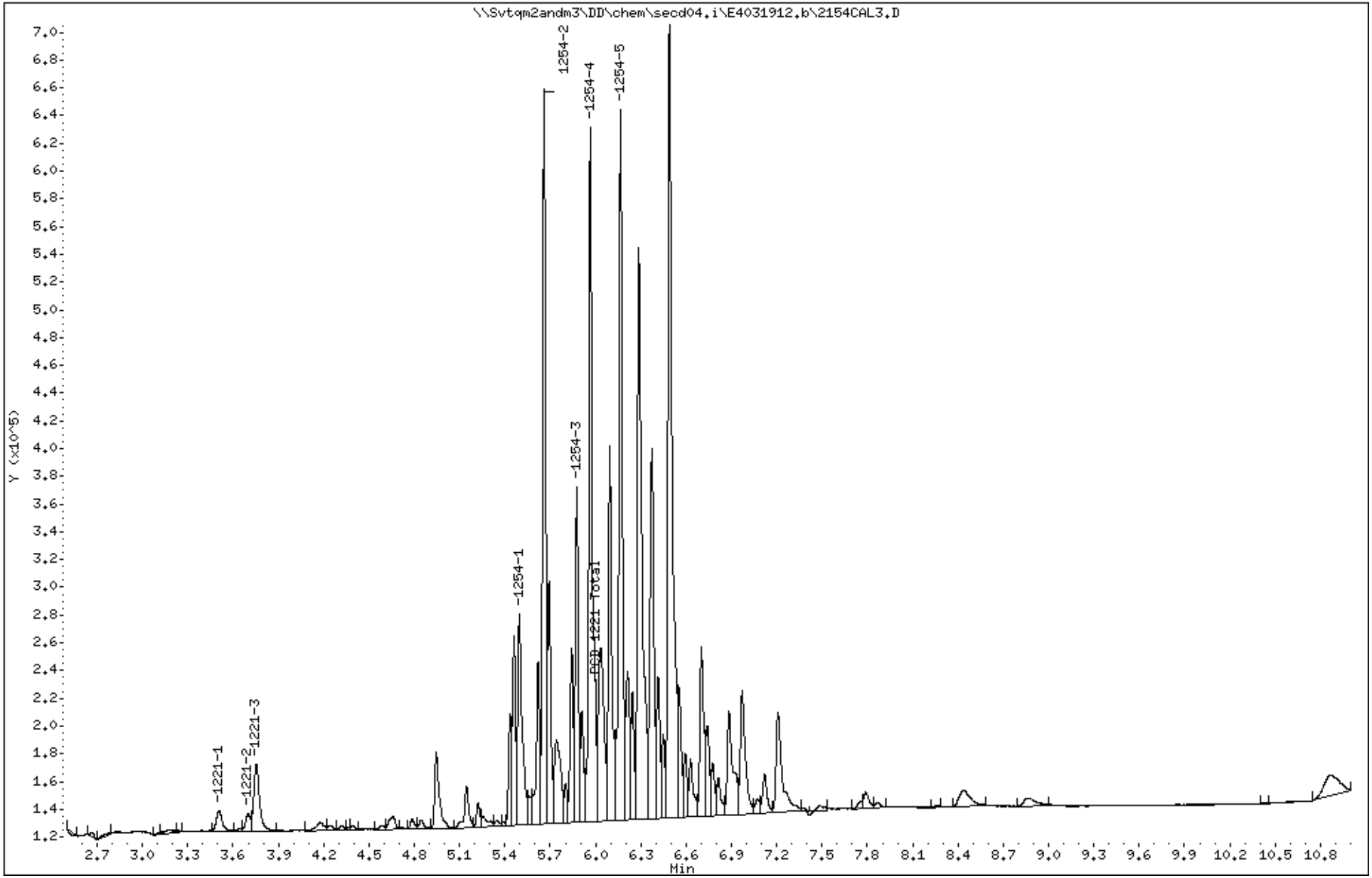

2636

3505892

Data File: \\Svtqm2andm3\DD\chem\secd04.i\E4031912.b\ACAL1.D
Report Date: 14-May-2012 07:42

PEL Laboratories, Inc.

METHOD 8082

Data file : \\Svtqm2andm3\DD\chem\secd04.i\E4031912.b\ACAL1.D
Lab Smp Id: 44128 Client Smp ID: ACAL1
Inj Date : 19-MAR-2012 11:19
Operator : PEL Labs Inst ID: secd04.i
Smp Info : 44128
Misc Info :
Comment :
Method : \\Svtqm2andm3\DD\chem\secd04.i\E4031912.b\8082A.m
Meth Date : 14-May-2012 07:36 cabadia Quant Type: ESTD
Cal Date : 19-MAR-2012 12:35 Cal File: ACAL6.D
Als bottle: 8 Calibration Sample, Level: 1
Dil Factor: 1.00000
Integrator: Falcon Compound Sublist: 10161260.sub
Target Version: 4.14
Processing Host: WCHEM1

Concentration Formula: Amt * DF * (1/(Vo/1000)*Vf) * CpndVariable

Name	Value	Description
DF	1.000	Dilution Factor
Vo	1000.000	Volume of sample extracted (mL)
Vf	10.000	final vol of sample
Cpnd Variable		Local Compound Variable

	Compounds	RT	EXP RT	DLT RT	RESPONSE	AMOUNTS CAL-AMT (ug/ml)	AMOUNTS ON-COL (ug/ml)
	1 1016-1	3.759	3.759	0.000	7345	0.00600	0.0072(M)
	2 1016-2	4.173	4.177	-0.004	7528	0.00600	0.0062(M)
	3 1016-3	4.659	4.659	0.000	23645	0.00600	0.0066(M)
	4 1016-4	4.785	4.786	-0.001	12112	0.00600	0.0072(M)
	5 1016-5	5.225	5.223	0.002	6868	0.00600	0.0070(M)
M	6 PCB 1016 Total				57498	0.03000	0.034
	7 1260-1	6.286	6.287	-0.001	90537	0.00600	0.0062(M)
	8 1260-2	6.561	6.562	-0.001	63195	0.00600	0.0065(M)
	9 1260-3	6.744	6.745	-0.001	49426	0.00600	0.0064(M)
	10 1260-4	6.972	6.972	0.000	147095	0.00600	0.0063(M)
	11 1260-5	7.750	7.752	-0.002	31174	0.00600	0.0064(M)
M	12 PCB 1260 Total				381427	0.03000	0.032
$	45 decachlorobiphenyl	8.257	8.257	0.000	90089	0.00300	0.0034

QC Flag Legend

M - Compound response manually integrated.

Data File: \\Svtqm2andm3\DD\chem\secd04.i\E4031912.b\ACAL1.D
Date : 19-MAR-2012 11:19
Client ID: ACAL1
Sample Info: 44128
Volume Injected (uL): 5.0
Column phase: STX-CLP1

Instrument: secd04.i
Operator: PEL Labs
Column diameter: 0.32

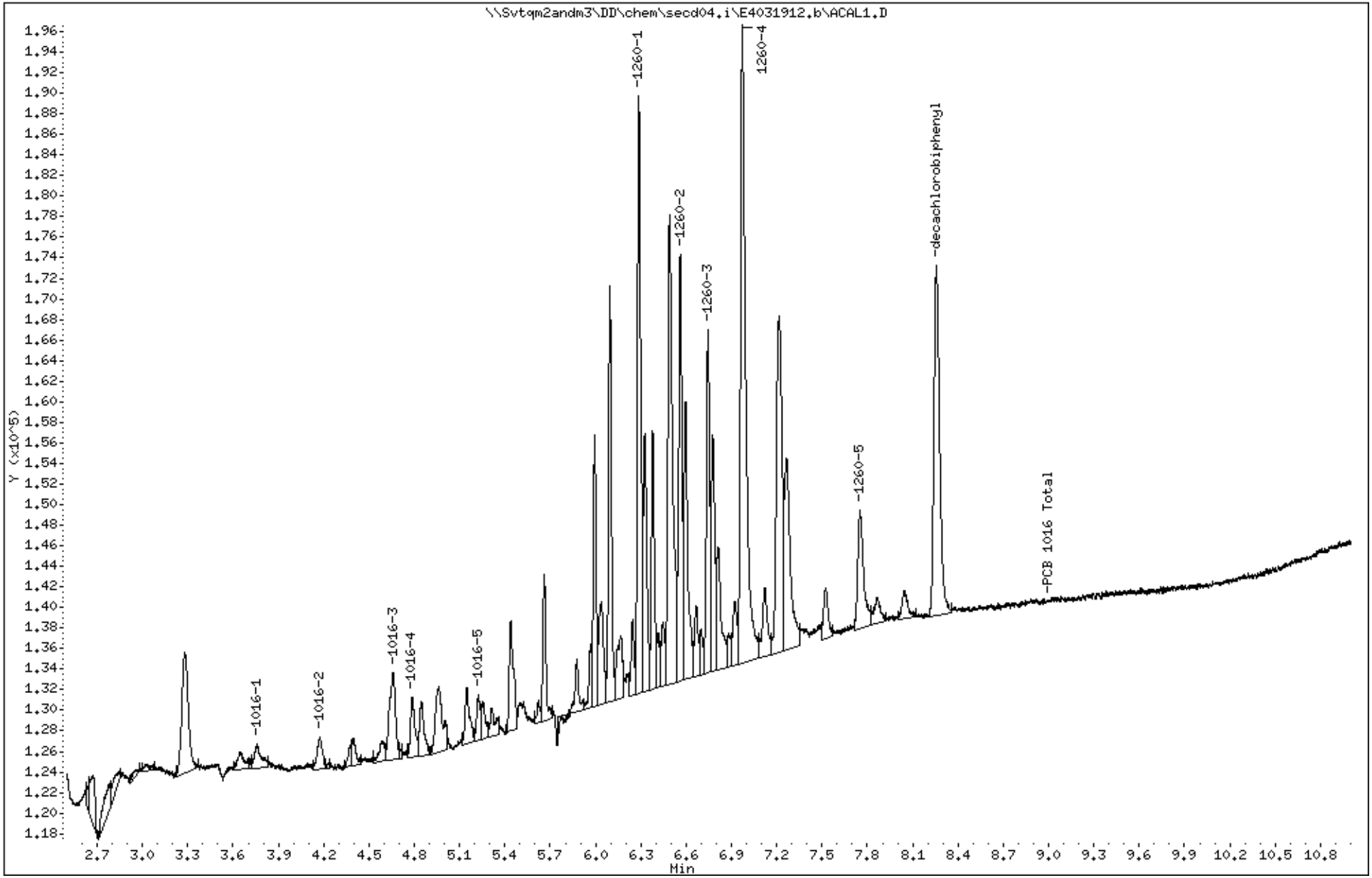

2638

3505892

Data File: \\Svtqm2andm3\DD\chem\secd04.i\E4031912.b\ACAL2.D
Report Date: 14-May-2012 07:42

PEL Laboratories, Inc.

METHOD 8082

Data file : \\Svtqm2andm3\DD\chem\secd04.i\E4031912.b\ACAL2.D
Lab Smp Id: 44127 Client Smp ID: ACAL2
Inj Date : 19-MAR-2012 11:34
Operator : PEL Labs Inst ID: secd04.i
Smp Info : 44127
Misc Info :
Comment :
Method : \\Svtqm2andm3\DD\chem\secd04.i\E4031912.b\8082A.m
Meth Date : 14-May-2012 07:36 cabadia Quant Type: ESTD
Cal Date : 19-MAR-2012 12:35 Cal File: ACAL6.D
Als bottle: 9 Calibration Sample, Level: 2
Dil Factor: 1.00000
Integrator: Falcon Compound Sublist: 10161260.sub
Target Version: 4.14
Processing Host: WCHEM1

Concentration Formula: Amt * DF * (1/(Vo/1000)*Vf) * CpndVariable

Name	Value	Description
DF	1.000	Dilution Factor
Vo	1000.000	Volume of sample extracted (mL)
Vf	10.000	final vol. of extract
Cpnd Variable		Local Compound Variable

	Compounds	RT	EXP RT	DLT RT	RESPONSE	AMOUNTS CAL-AMT (ug/ml)	AMOUNTS ON-COL (ug/ml)
	1 1016-1	3.758	3.759	-0.001	23334	0.02000	0.022(M)
	2 1016-2	4.178	4.177	0.001	26965	0.02000	0.022(M)
	3 1016-3	4.662	4.659	0.003	76889	0.02000	0.021(M)
	4 1016-4	4.784	4.786	-0.002	35534	0.02000	0.021(M)
	5 1016-5	5.223	5.223	0.000	20978	0.02000	0.021(M)
M	6 PCB 1016 Total				183700	0.10000	0.11
	7 1260-1	6.286	6.287	-0.001	279893	0.02000	0.019(M)
	8 1260-2	6.561	6.562	-0.001	188945	0.02000	0.019(M)
	9 1260-3	6.744	6.745	-0.001	153197	0.02000	0.020(M)
	10 1260-4	6.972	6.972	0.000	448574	0.02000	0.019(M)
	11 1260-5	7.753	7.752	0.001	96764	0.02000	0.020(M)
M	12 PCB 1260 Total				1167373	0.10000	0.097
$	45 decachlorobiphenyl	8.257	8.257	0.000	279134	0.01000	0.010

QC Flag Legend

M - Compound response manually integrated.

Data File: \\Svtqm2andm3\DD\chem\secd04.i\E4031912.b\ACAL2.D
Date : 19-MAR-2012 11:34
Client ID: ACAL2
Sample Info: 44127
Volume Injected (uL): 5.0
Column phase: STX-CLP1

Instrument: secd04.i
Operator: PEL Labs
Column diameter: 0.32

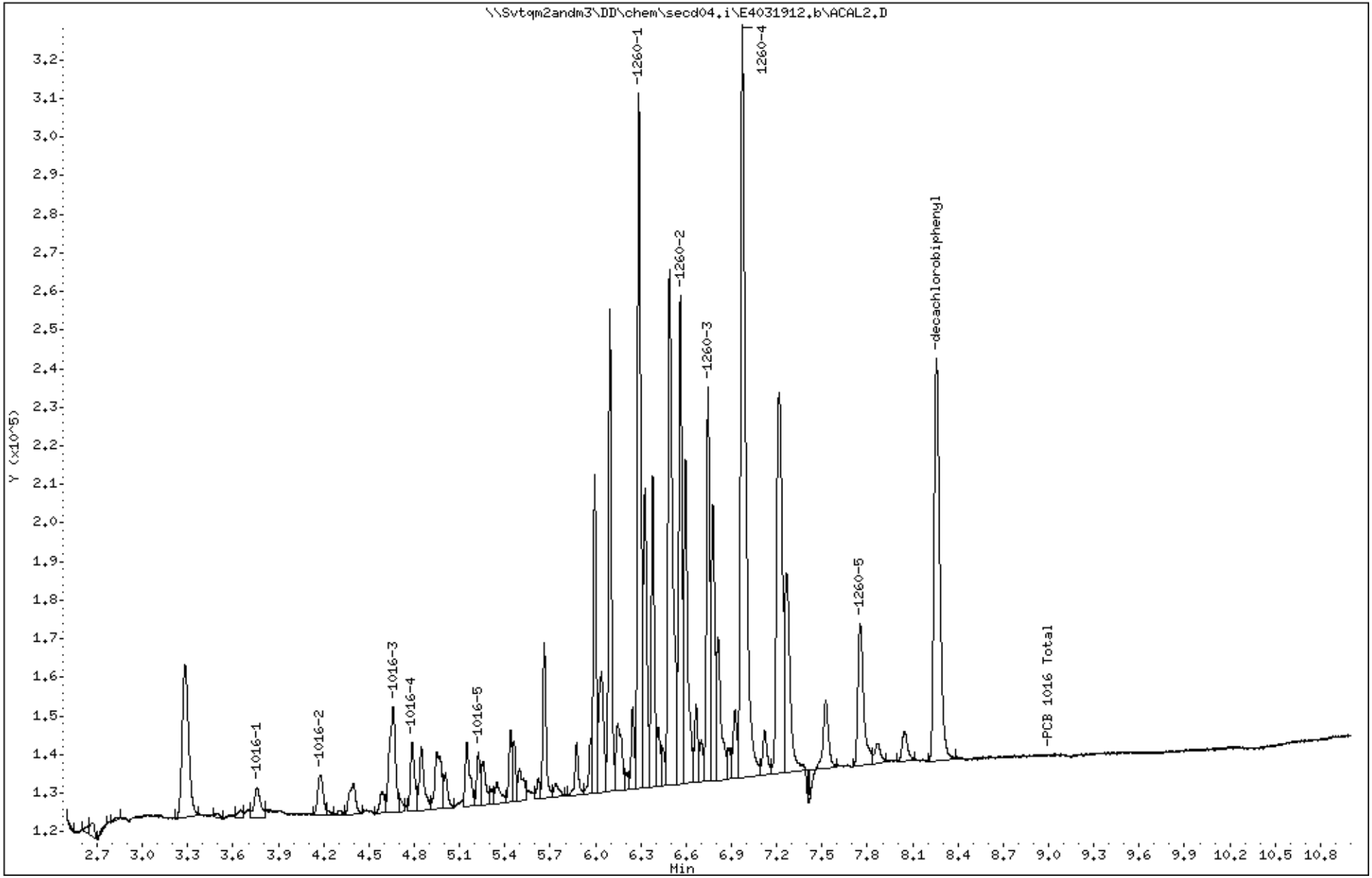

2640

3505892

Data File: \\Svtqm2andm3\DD\chem\secd04.i\E4031912.b\ACAL3.D
Report Date: 14-May-2012 07:42

PEL Laboratories, Inc.

METHOD 8082

Data file : \\Svtqm2andm3\DD\chem\secd04.i\E4031912.b\ACAL3.D
Lab Smp Id: 45333 Client Smp ID: ACAL3
Inj Date : 19-MAR-2012 11:49
Operator : PEL Labs Inst ID: secd04.i
Smp Info : 45333
Misc Info :
Comment :
Method : \\Svtqm2andm3\DD\chem\secd04.i\E4031912.b\8082A.m
Meth Date : 14-May-2012 07:36 cabadia Quant Type: ESTD
Cal Date : 19-MAR-2012 12:35 Cal File: ACAL6.D
Als bottle: 10 Calibration Sample, Level: 3
Dil Factor: 1.00000
Integrator: Falcon Compound Sublist: 10161260.sub
Target Version: 4.14
Processing Host: WCHEM1

Concentration Formula: Amt * DF * (1/(Vo/1000)*Vf) * CpndVariable

Name	Value	Description
DF	1.000	Dilution Factor
Vo	1000.000	Volume of sample extracted (mL)
Vf	10.000	final vol. of extract
Cpnd Variable		Local Compound Variable

	Compounds	RT	EXP RT	DLT RT	RESPONSE	AMOUNTS CAL-AMT (ug/ml)	AMOUNTS ON-COL (ug/ml)
	1 1016-1	3.759	3.759	0.000	98716	0.10000	0.091(M)
	2 1016-2	4.178	4.177	0.001	120511	0.10000	0.10(M)
	3 1016-3	4.660	4.659	0.001	353355	0.10000	0.098(M)
	4 1016-4	4.786	4.786	0.000	162728	0.10000	0.097(M)
	5 1016-5	5.224	5.223	0.001	93970	0.10000	0.096(M)
M	6 PCB 1016 Total				829280	0.50000	0.48
	7 1260-1	6.286	6.287	-0.001	1410297	0.10000	0.096(M)
	8 1260-2	6.562	6.562	0.000	920169	0.10000	0.095(M)
	9 1260-3	6.745	6.745	0.000	738972	0.10000	0.095(M)
	10 1260-4	6.972	6.972	0.000	2221022	0.10000	0.095(M)
	11 1260-5	7.752	7.752	0.000	469809	0.10000	0.097(M)
M	12 PCB 1260 Total				5760269	0.50000	0.48
$	45 decachlorobiphenyl	8.258	8.257	0.001	1298794	0.05000	0.048

QC Flag Legend

M - Compound response manually integrated.

Data File: \\Svtqm2andm3\DD\chem\secd04.i\E4031912.b\ACAL3.D
Date : 19-MAR-2012 11:49
Client ID: ACAL3
Sample Info: 45333
Volume Injected (uL): 5.0
Column phase: STX-CLP1

Instrument: secd04.i
Operator: PEL Labs
Column diameter: 0.32

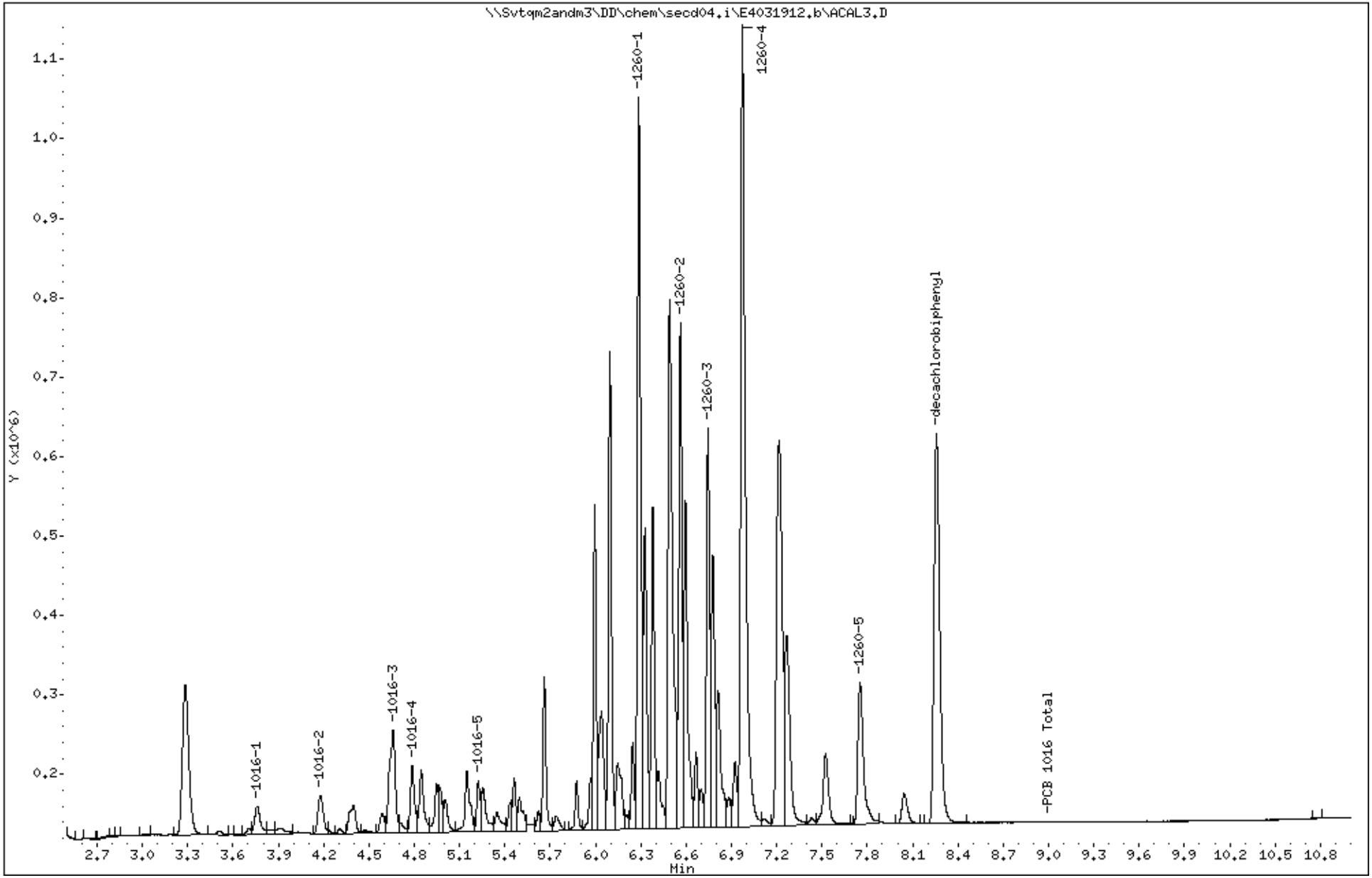

2642

3505892

Data File: \\Svtqm2andm3\DD\chem\secd04.i\E4031912.b\ACAL4.D
Report Date: 14-May-2012 07:42

PEL Laboratories, Inc.

METHOD 8082

Data file : \\Svtqm2andm3\DD\chem\secd04.i\E4031912.b\ACAL4.D
Lab Smp Id: 44125 Client Smp ID: ACAL4
Inj Date : 19-MAR-2012 12:05
Operator : PEL Labs Inst ID: secd04.i
Smp Info : 44125
Misc Info :
Comment :
Method : \\Svtqm2andm3\DD\chem\secd04.i\E4031912.b\8082A.m
Meth Date : 14-May-2012 07:36 cabadia Quant Type: ESTD
Cal Date : 19-MAR-2012 12:35 Cal File: ACAL6.D
Als bottle: 11 Calibration Sample, Level: 4
Dil Factor: 1.00000
Integrator: Falcon Compound Sublist: 10161260.sub
Target Version: 4.14
Processing Host: WCHEM1

Concentration Formula: Amt * DF * (1/(Vo/1000)*Vf) * CpndVariable

Name	Value	Description
DF	1.000	Dilution Factor
Vo	1000.000	Volume of sample extracted (mL)
Vf	10.000	final vol. of extract
Cpnd Variable		Local Compound Variable

	Compounds	RT	EXP RT	DLT RT	RESPONSE	AMOUNTS CAL-AMT (ug/ml)	AMOUNTS ON-COL (ug/ml)
	1 1016-1	3.762	3.759	0.003	182024	0.20000	0.17(M)
	2 1016-2	4.180	4.177	0.003	221829	0.20000	0.18(M)
	3 1016-3	4.661	4.659	0.002	651992	0.20000	0.18(M)
	4 1016-4	4.787	4.786	0.001	295773	0.20000	0.18(M)
	5 1016-5	5.225	5.223	0.002	174198	0.20000	0.18(M)
M	6 PCB 1016 Total				1525816	1.00000	0.89
	7 1260-1	6.287	6.287	0.000	2696761	0.20000	0.18(M)
	8 1260-2	6.563	6.562	0.001	1762861	0.20000	0.18(M)
	9 1260-3	6.745	6.745	0.000	1429616	0.20000	0.18(M)
	10 1260-4	6.973	6.972	0.001	4291774	0.20000	0.18(M)
	11 1260-5	7.752	7.752	0.000	908404	0.20000	0.19(M)
M	12 PCB 1260 Total				11089416	1.00000	0.92
$	45 decachlorobiphenyl	8.259	8.257	0.002	2446203	0.10000	0.091(M)

QC Flag Legend

M - Compound response manually integrated.

Data File: \\Svtqm2andm3\DD\chem\secd04.i\E4031912.b\ACAL4.D
Date : 19-MAR-2012 12:05
Client ID: ACAL4
Sample Info: 44125
Volume Injected (uL): 5.0
Column phase: STX-CLP1

Instrument: secd04.i
Operator: PEL Labs
Column diameter: 0.32

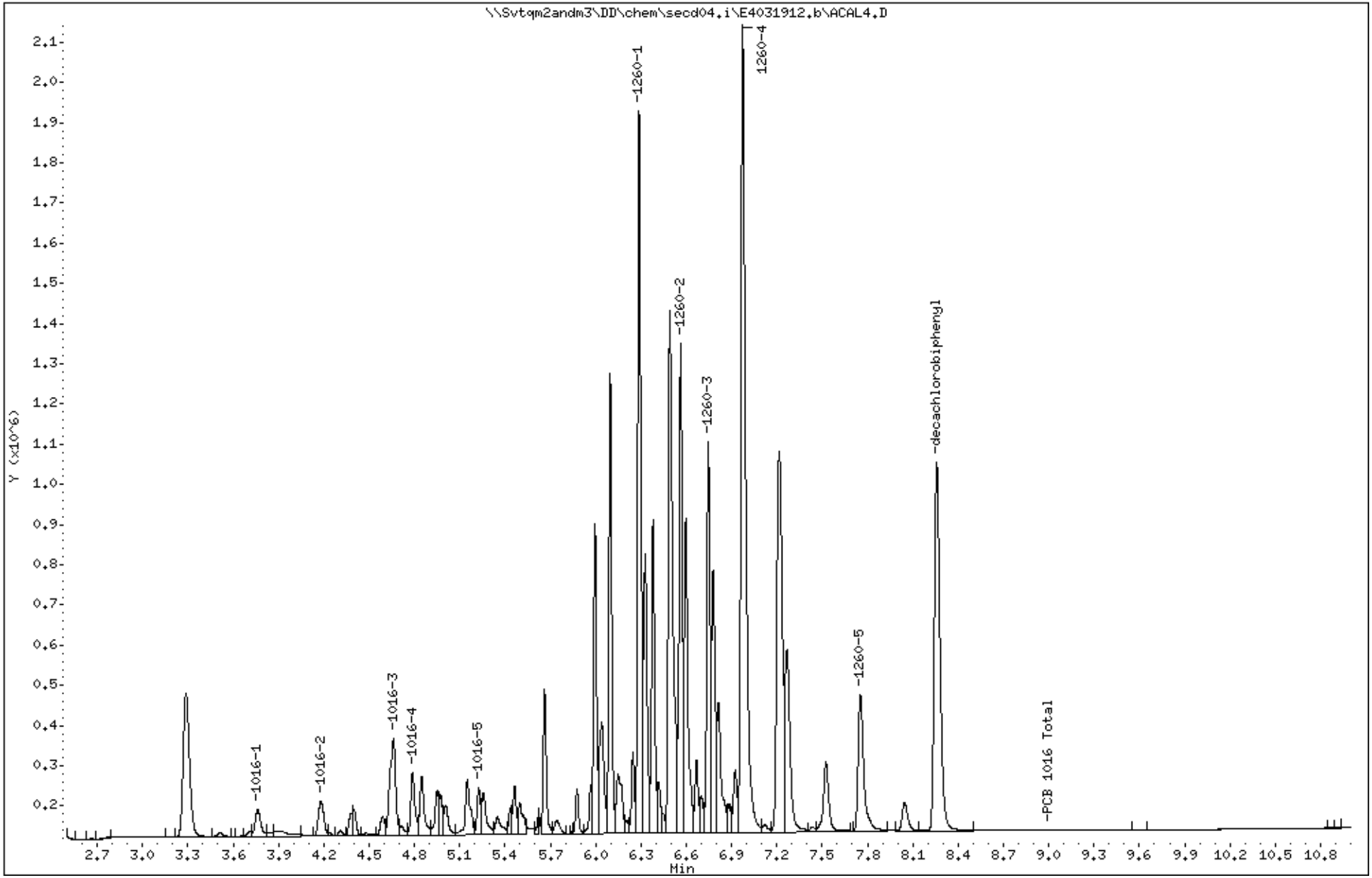

2644

3505892

Data File: \\Svtqm2andm3\DD\chem\secd04.i\E4031912.b\ACAL5.D
Report Date: 14-May-2012 07:42

PEL Laboratories, Inc.

METHOD 8082

Data file : \\Svtqm2andm3\DD\chem\secd04.i\E4031912.b\ACAL5.D
Lab Smp Id: 44124 Client Smp ID: ACAL5
Inj Date : 19-MAR-2012 12:20
Operator : PEL Labs Inst ID: secd04.i
Smp Info : 44124
Misc Info :
Comment :
Method : \\Svtqm2andm3\DD\chem\secd04.i\E4031912.b\8082A.m
Meth Date : 14-May-2012 07:36 cabadia Quant Type: ESTD
Cal Date : 19-MAR-2012 12:35 Cal File: ACAL6.D
Als bottle: 12 Calibration Sample, Level: 5
Dil Factor: 1.00000
Integrator: Falcon Compound Sublist: 10161260.sub
Target Version: 4.14
Processing Host: WCHEM1

Concentration Formula: Amt * DF * (1/(Vo/1000)*Vf) * CpndVariable

Name	Value	Description
DF	1.000	Dilution Factor
Vo	1000.000	Volume of sample extracted (mL)
Vf	10.000	final vol. of extract
Cpnd Variable		Local Compound Variable

	Compounds	RT	EXP RT	DLT RT	RESPONSE	AMOUNTS CAL-AMT (ug/ml)	AMOUNTS ON-COL (ug/ml)
	1 1016-1	3.754	3.759	-0.005	363074	0.40000	0.34(M)
	2 1016-2	4.174	4.177	-0.003	452543	0.40000	0.38(M)
	3 1016-3	4.656	4.659	-0.003	1355645	0.40000	0.38(M)
	4 1016-4	4.782	4.786	-0.004	614892	0.40000	0.37(M)
	5 1016-5	5.221	5.223	-0.002	366412	0.40000	0.38(M)
M	6 PCB 1016 Total				3152566	2.00000	1.8
	7 1260-1	6.286	6.287	-0.001	6009115	0.40000	0.41(M)
	8 1260-2	6.561	6.562	-0.001	3903965	0.40000	0.40(M)
	9 1260-3	6.744	6.745	-0.001	3115040	0.40000	0.40(M)
	10 1260-4	6.971	6.972	-0.001	9602692	0.40000	0.41(M)
	11 1260-5	7.751	7.752	-0.001	1918378	0.40000	0.40(M)
M	12 PCB 1260 Total				24549190	2.00000	2.0
$	45 decachlorobiphenyl	8.256	8.257	-0.001	5173388	0.20000	0.19

QC Flag Legend

M - Compound response manually integrated.

Data File: \\Svtqm2andm3\DD\chem\secd04.i\E4031912.b\ACAL5.D
Date : 19-MAR-2012 12:20
Client ID: ACAL5
Sample Info: 44124
Volume Injected (uL): 5.0
Column phase: STX-CLP1

Instrument: secd04.i
Operator: PEL Labs
Column diameter: 0.32

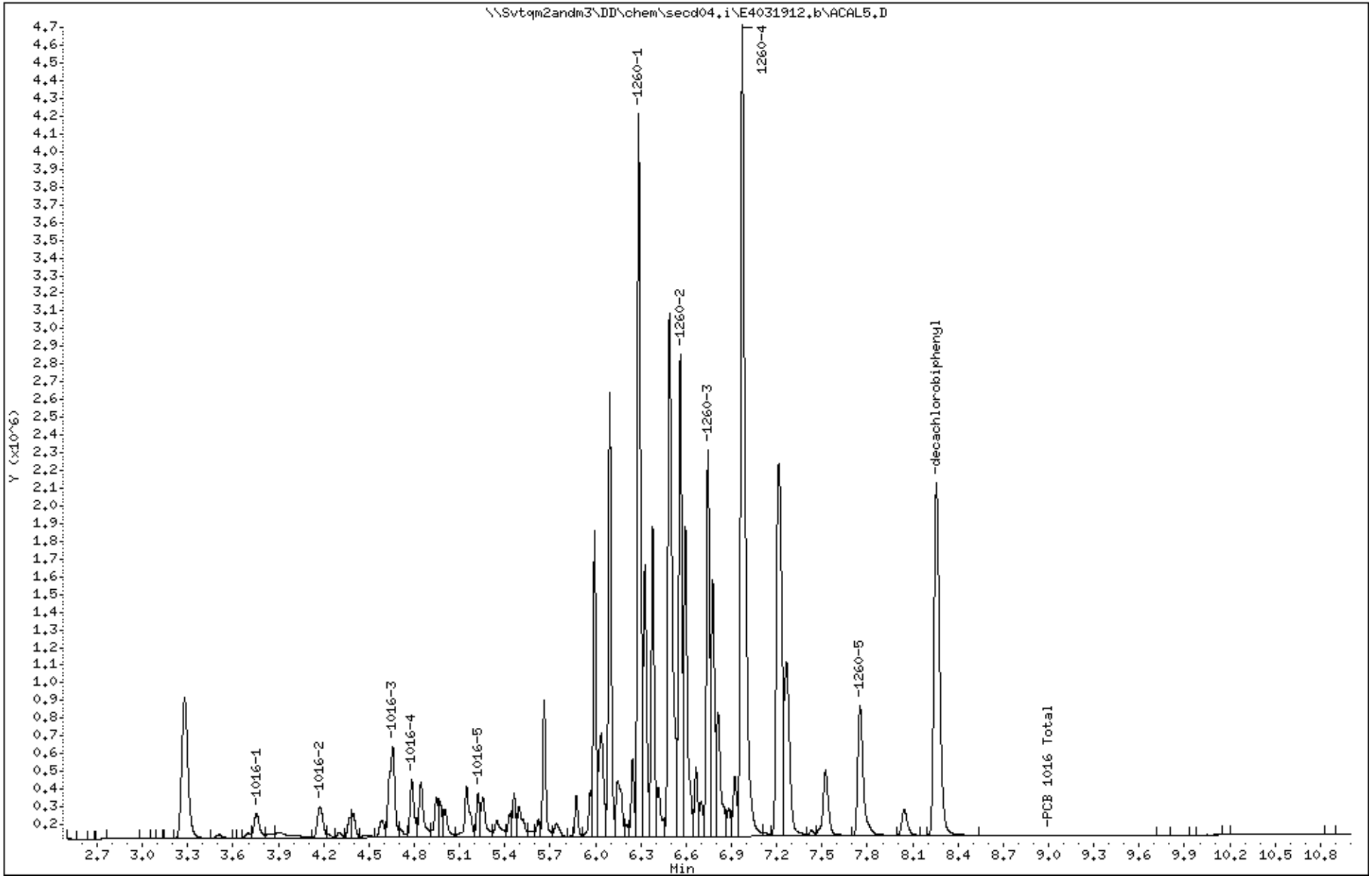

2646

3505892

Data File: \\Svtqm2andm3\DD\chem\secd04.i\E4031912.b\ACAL6.D
Report Date: 14-May-2012 07:42

PEL Laboratories, Inc.

METHOD 8082

Data file : \\Svtqm2andm3\DD\chem\secd04.i\E4031912.b\ACAL6.D
Lab Smp Id: 44123 Client Smp ID: ACAL6
Inj Date : 19-MAR-2012 12:35
Operator : PEL Labs Inst ID: secd04.i
Smp Info : 44123
Misc Info :
Comment :
Method : \\Svtqm2andm3\DD\chem\secd04.i\E4031912.b\8082A.m
Meth Date : 14-May-2012 07:36 cabadia Quant Type: ESTD
Cal Date : 19-MAR-2012 12:35 Cal File: ACAL6.D
Als bottle: 13 Calibration Sample, Level: 6
Dil Factor: 1.00000
Integrator: Falcon Compound Sublist: 10161260.sub
Target Version: 4.14
Processing Host: WCHEM1

Concentration Formula: Amt * DF * (1/(Vo/1000)*Vf) * CpndVariable

Name	Value	Description
DF	1.000	Dilution Factor
Vo	1000.000	Volume of sample extracted (mL)
Vf	10.000	final vol. of extract
Cpnd Variable		Local Compound Variable

	Compounds	RT	EXP RT	DLT RT	RESPONSE	AMOUNTS CAL-AMT (ug/ml)	AMOUNTS ON-COL (ug/ml)
	1 1016-1	3.754	3.759	-0.005	478871	0.50000	0.44(M)
	2 1016-2	4.173	4.177	-0.004	590189	0.50000	0.49(M)
	3 1016-3	4.656	4.659	-0.003	1779693	0.50000	0.50(M)
	4 1016-4	4.782	4.786	-0.004	798860	0.50000	0.48(M)
	5 1016-5	5.221	5.223	-0.002	470552	0.50000	0.48(M)
M	6 PCB 1016 Total				4118165	2.50000	2.4
	7 1260-1	6.286	6.287	-0.001	8089898	0.50000	0.55(M)
	8 1260-2	6.561	6.562	-0.001	5216749	0.50000	0.54(M)
	9 1260-3	6.744	6.745	-0.001	4222024	0.50000	0.54(M)
	10 1260-4	6.971	6.972	-0.001	12821730	0.50000	0.55(M)
	11 1260-5	7.751	7.752	-0.001	2468981	0.50000	0.51(M)
M	12 PCB 1260 Total				32819382	2.50000	2.7
$	45 decachlorobiphenyl	8.256	8.257	-0.001	6758874	0.25000	0.25(M)

QC Flag Legend

M - Compound response manually integrated.

Data File: \\Svtqm2andm3\DD\chem\secd04.i\E4031912.b\ACAL6.D
Date : 19-MAR-2012 12:35
Client ID: ACAL6
Sample Info: 44123
Volume Injected (uL): 5.0
Column phase: STX-CLP1

Instrument: secd04.i
Operator: PEL Labs
Column diameter: 0.32

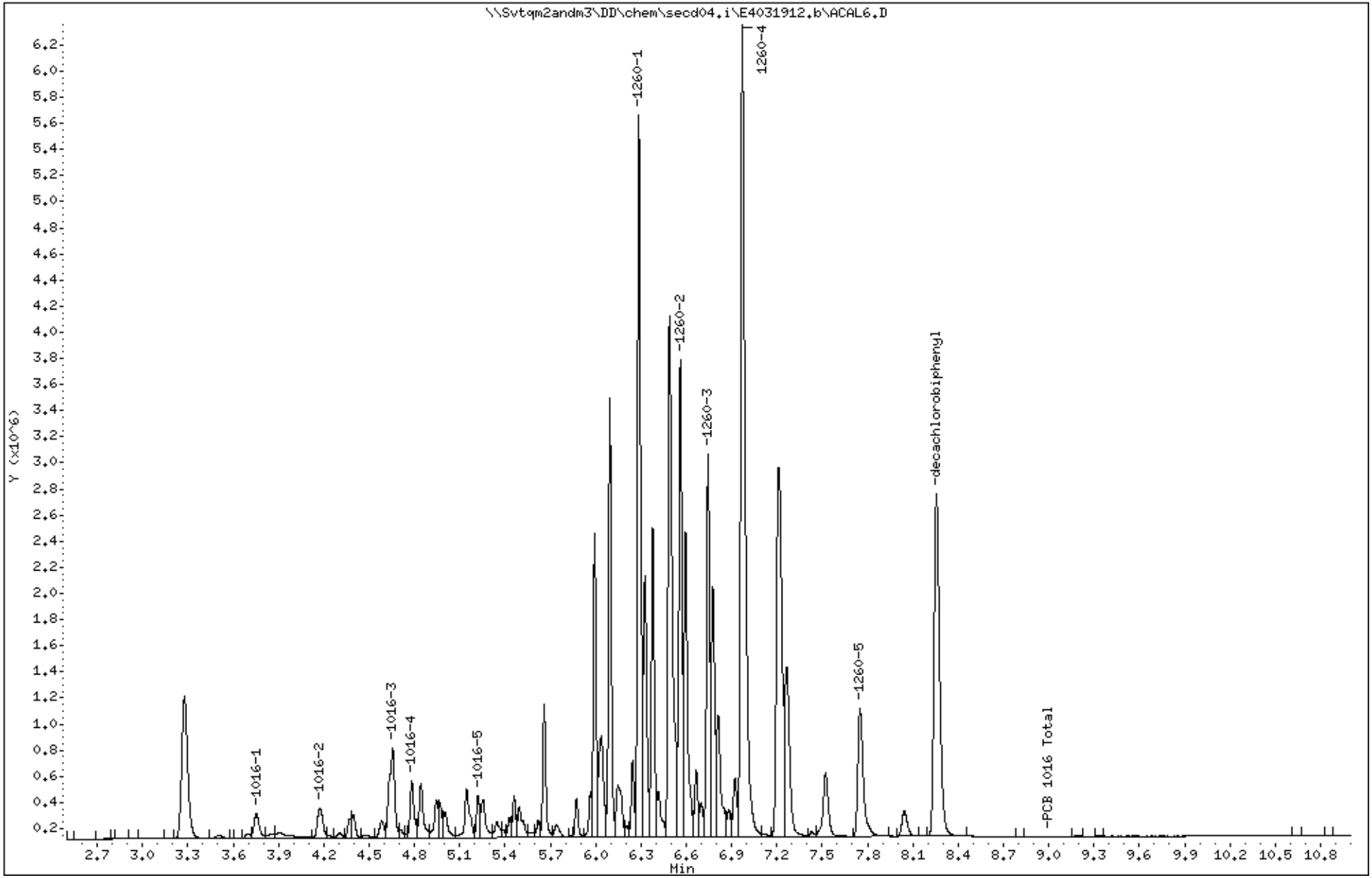

2648

3505892

Data File: \\Svtqm2andm3\DD\chem\secd04.i\E4031912.b\ASEC.D
Report Date: 14-May-2012 07:42

PEL Laboratories, Inc.

METHOD 8082

Data file : \\Svtqm2andm3\DD\chem\secd04.i\E4031912.b\ASEC.D
Lab Smp Id: 43164 Client Smp ID: ASEC
Inj Date : 19-MAR-2012 12:50
Operator : PEL Labs Inst ID: secd04.i
Smp Info : 43164
Misc Info :
Comment :
Method : \\SVTQM2ANDM3\DD\chem\secd04.i\E4031912.b\8082A.m
Meth Date : 14-May-2012 07:36 cabadia Quant Type: ESTD
Cal Date : 19-MAR-2012 11:19 Cal File: ACAL1.D
Als bottle: 14 Continuing Calibration Sample
Dil Factor: 1.00000
Integrator: Falcon Compound Sublist: 10161260.sub
Target Version: 4.14

Concentration Formula: Amt * DF * (1/(Vo/1000)*Vf) * CpndVariable

Name	Value	Description
DF	1.000	Dilution Factor
Vo	1000.000	Volume of sample extracted (mL)
Vf	10.000	final vol. of extract
Cpnd Variable		Local Compound Variable

Compounds	RT	EXP RT	DLT RT	RESPONSE	AMOUNTS CAL-AMT (ug/ml)	AMOUNTS ON-COL (ug/ml)
1 1016-1	3.755	3.759	-0.004	86873	0.10000	0.085(M)
2 1016-2	4.174	4.177	-0.003	122188	0.10000	0.10(M)
3 1016-3	4.658	4.659	-0.001	369729	0.10000	0.10(M)
4 1016-4	4.783	4.786	-0.003	156985	0.10000	0.094(M)
5 1016-5	5.222	5.223	-0.001	92706	0.10000	0.095(M)
M 6 PCB 1016 Total				828481	0.50000	
7 1260-1	6.285	6.287	-0.002	1421981	0.10000	0.097(M)
8 1260-2	6.560	6.562	-0.002	924519	0.10000	0.095(M)
9 1260-3	6.744	6.745	-0.001	736530	0.10000	0.095(M)
10 1260-4	6.971	6.972	-0.001	2227267	0.10000	0.095(M)
11 1260-5	7.751	7.752	-0.001	477616	0.10000	0.099
M 12 PCB 1260 Total				5787913	0.50000	
$ 45 decachlorobiphenyl	8.257	8.257	0.000	1331546	0.05000	0.050

QC Flag Legend

M - Compound response manually integrated.

Data File: \\Svtqm2andm3\DD\chem\secd04.i\E4031912.b\ASEC.D
Date : 19-MAR-2012 12:50
Client ID: ASEC
Sample Info: 43164
Volume Injected (uL): 5.0
Column phase: STX-CLP1

Instrument: secd04.i
Operator: PEL Labs
Column diameter: 0.32

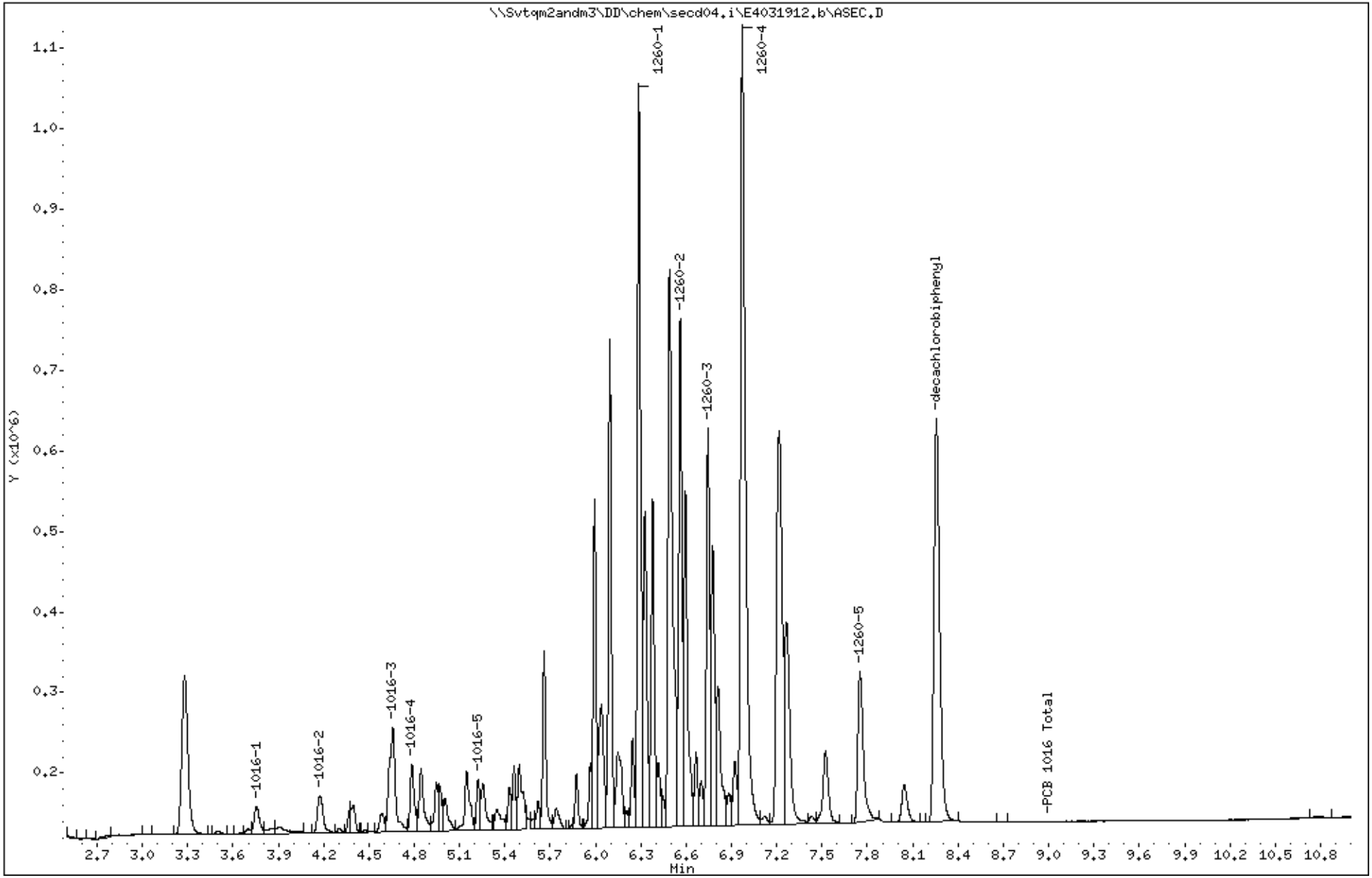

2650

3505892

Data File: \\Svtqm2andm3\DD\chem\secd04.i\E4050312.b\ACCV1R.D
Report Date: 14-May-2012 07:42

PEL Laboratories, Inc.

METHOD 8082

Data file : \\Svtqm2andm3\DD\chem\secd04.i\E4050312.b\ACCV1R.D
Lab Smp Id: 45865 Client Smp ID: ACCV1R
Inj Date : 03-MAY-2012 09:26
Operator : RO Inst ID: secd04.i
Smp Info : 45865
Misc Info :
Comment :
Method : \\Svtqm2andm3\DD\chem\secd04.i\E4050312.b\8082A.m
Meth Date : 14-May-2012 07:37 cabadia Quant Type: ESTD
Cal Date : 19-MAR-2012 11:19 Cal File: ACAL1.D
Als bottle: 2 Continuing Calibration Sample
Dil Factor: 1.00000
Integrator: Falcon Compound Sublist: 10161260.sub
Target Version: 4.14

Concentration Formula: Amt * DF * (1/(Vo/1000)*Vf) * CpndVariable

Name	Value	Description
DF	1.000	Dilution Factor
Vo	1000.000	Volume of sample extracted (mL)
Vf	10.000	final vol. of extract
Cpnd Variable		Local Compound Variable

	Compounds	RT	EXP RT	DLT RT	RESPONSE	AMOUNTS CAL-AMT (ug/ml)	AMOUNTS ON-COL (ug/ml)
	1 1016-1	3.742	3.726	0.016	92247	0.10000	0.090(M)
	2 1016-2	4.161	4.149	0.012	122742	0.10000	0.10(M)
	3 1016-3	4.647	4.635	0.012	316628	0.10000	0.088(M)
	4 1016-4	4.772	4.761	0.011	153488	0.10000	0.092(M)
	5 1016-5	5.211	5.201	0.010	78192	0.10000	0.080(M)
M	6 PCB 1016 Total				763297	0.50000	
	7 1260-1	6.278	6.267	0.011	1168868	0.10000	0.080(M)
	8 1260-2	6.557	6.544	0.013	836735	0.10000	0.086(M)
	9 1260-3	6.739	6.726	0.013	650456	0.10000	0.084(M)
	10 1260-4	6.967	6.954	0.013	2099817	0.10000	0.090(M)
	11 1260-5	7.743	7.727	0.016	466406	0.10000	0.096(M)
M	12 PCB 1260 Total				5222282	0.50000	
$	45 decachlorobiphenyl	8.245	8.228	0.017	1226164	0.05000	0.046(M)

QC Flag Legend

M - Compound response manually integrated.

Data File: \\Svtqm2andm3\DD\chem\secd04.i\E4050312.b\ACCV1R.D
Date : 03-MAY-2012 09:26
Client ID: ACCV1R
Sample Info: 45865
Volume Injected (uL): 5.0
Column phase: STX-CLP1

Instrument: secd04.i
Operator: RO
Column diameter: 0.32

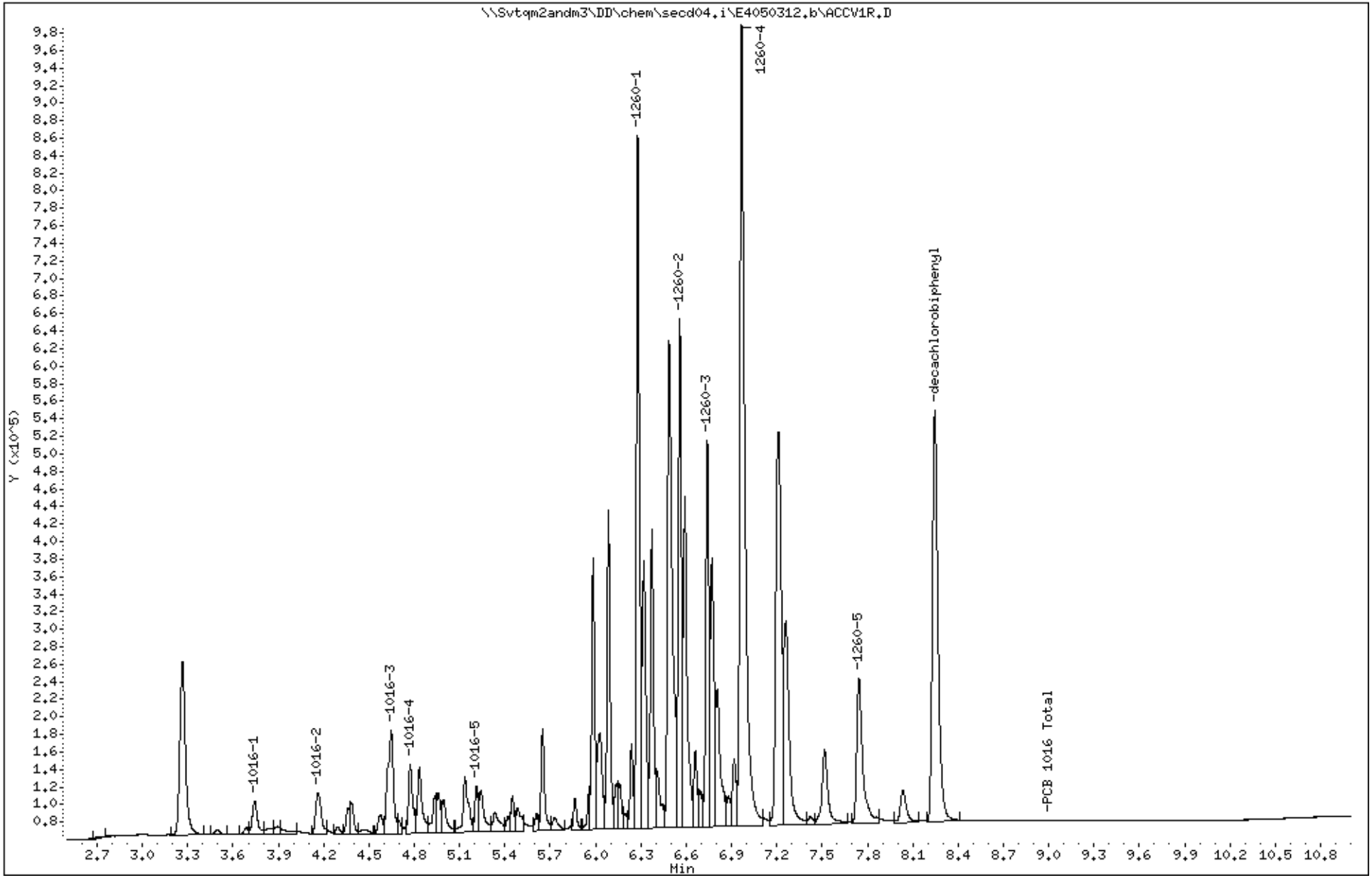

2652

3505892

Data File: \\Svtqm2andm3\DD\chem\secd04.i\E4050312.b\9277MB.D
Report Date: 14-May-2012 07:43

PEL Laboratories, Inc.

METHOD 8082

Data file : \\Svtqm2andm3\DD\chem\secd04.i\E4050312.b\9277MB.D
Lab Smp Id: 128626MB Client Smp ID: 128626MB
Inj Date : 03-MAY-2012 09:49
Operator : RO Inst ID: secd04.i
Smp Info : a128626mb
Misc Info :
Comment :
Method : \\Svtqm2andm3\DD\chem\secd04.i\E4050312.b\8082A.m
Meth Date : 14-May-2012 07:37 cabadia Quant Type: ESTD
Cal Date : 19-MAR-2012 11:19 Cal File: ACAL1.D
Als bottle: 3 QC Sample: BLANK
Dil Factor: 1.00000
Integrator: Falcon Compound Sublist: pall.sub
Target Version: 4.14

Concentration Formula: Amt * DF * (1/(Vo/1000)*Vf) * CpndVariable

Name	Value	Description
DF	1.000	Dilution Factor
Vo	1000.000	Volume of sample extracted (mL)
Vf	10.000	final vol. of extract
Cpnd Variable		Local Compound Variable

Compounds	RT	EXP RT	DLT RT	RESPONSE	CONCENTRATIONS ON-COLUMN (ug/ml)	FINAL (ug/L)
$ 45 decachlorobiphenyl	8.243	8.228	0.015	2104684	0.07830	0.78

Data File: \\Svtqm2andm3\DD\chem\secd04.i\E4050312.b\9277MB.D
Date : 03-MAY-2012 09:49
Client ID: 128626MB
Instrument: secd04.i
Sample Info: a128626mb
Volume Injected (uL): 5.0
Operator: RO
Column phase: STX-CLP1
Column diameter: 0.32

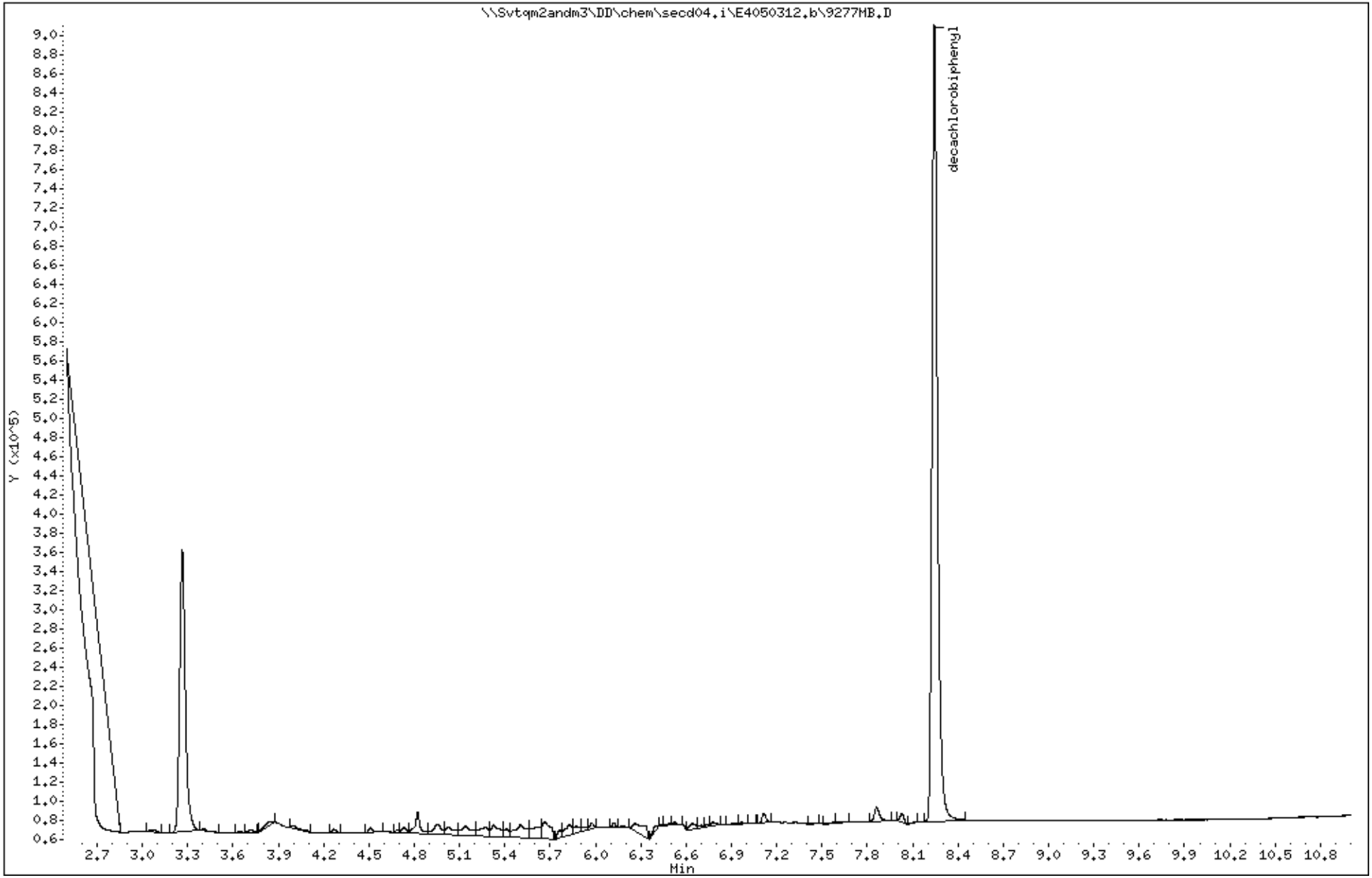

2654

3505892

Data File: \\Svtqm2andm3\DD\chem\secd04.i\E4050312.b\9277LCS.D
Report Date: 14-May-2012 07:43

PEL Laboratories, Inc.

METHOD 8082

Data file : \\Svtqm2andm3\DD\chem\secd04.i\E4050312.b\9277LCS.D
Lab Smp Id: 128627LCS Client Smp ID: 128627LCS
Inj Date : 03-MAY-2012 10:04
Operator : RO Inst ID: secd04.i
Smp Info : a128627lcs
Misc Info :
Comment :
Method : \\Svtqm2andm3\DD\chem\secd04.i\E4050312.b\8082A.m
Meth Date : 14-May-2012 07:37 cabadia Quant Type: ESTD
Cal Date : 19-MAR-2012 11:19 Cal File: ACAL1.D
Als bottle: 4 QC Sample: LCS
Dil Factor: 1.00000
Integrator: Falcon Compound Sublist: 10161260.sub
Target Version: 4.14

Concentration Formula: Amt * DF * (1/(Vo/1000)*Vf) * CpndVariable

Name	Value	Description
DF	1.000	Dilution Factor
Vo	1000.000	Volume of sample extracted (mL)
Vf	10.000	final vol. of extract
Cpnd Variable		Local Compound Variable

		Compounds	RT	EXP RT	DLT RT	RESPONSE	CONCENTRATIONS ON-COLUMN (ug/ml)	CONCENTRATIONS FINAL (ug/L)
	1	1016-1	3.728	3.726	0.002	140103	0.13661	1.4
	2	1016-2	4.150	4.149	0.001	200120	0.16610	1.7
	3	1016-3	4.635	4.635	0.000	513783	0.14320	1.4
	4	1016-4	4.761	4.761	0.000	217763	0.13018	1.3
	5	1016-5	5.202	5.201	0.001	131537	0.13465	1.3(M)
M	6	PCB 1016 Total				1203306	0.71074	7.1
	7	1260-1	6.266	6.267	-0.001	2272753	0.15518	1.6(M)
	8	1260-2	6.541	6.544	-0.003	1296801	0.13372	1.3(M)
	9	1260-3	6.723	6.726	-0.003	1046794	0.13459	1.3(M)
	10	1260-4	6.949	6.954	-0.005	3258449	0.13939	1.4(M)
	11	1260-5	7.723	7.727	-0.004	648897	0.13422	1.3(M)
M	12	PCB 1260 Total				8523694	0.69709	7.0
$	45	decachlorobiphenyl	8.223	8.228	-0.005	2056028	0.07649	0.76(M)

QC Flag Legend

M - Compound response manually integrated.

Data File: \\Svtqm2andm3\DD\chem\secd04.i\E4050312.b\9277LCS.D
Date : 03-MAY-2012 10:04
Client ID: 128627LCS
Sample Info: a128627lcs
Volume Injected (uL): 5.0
Column phase: STX-CLP1

Instrument: secd04.i
Operator: RO
Column diameter: 0.32

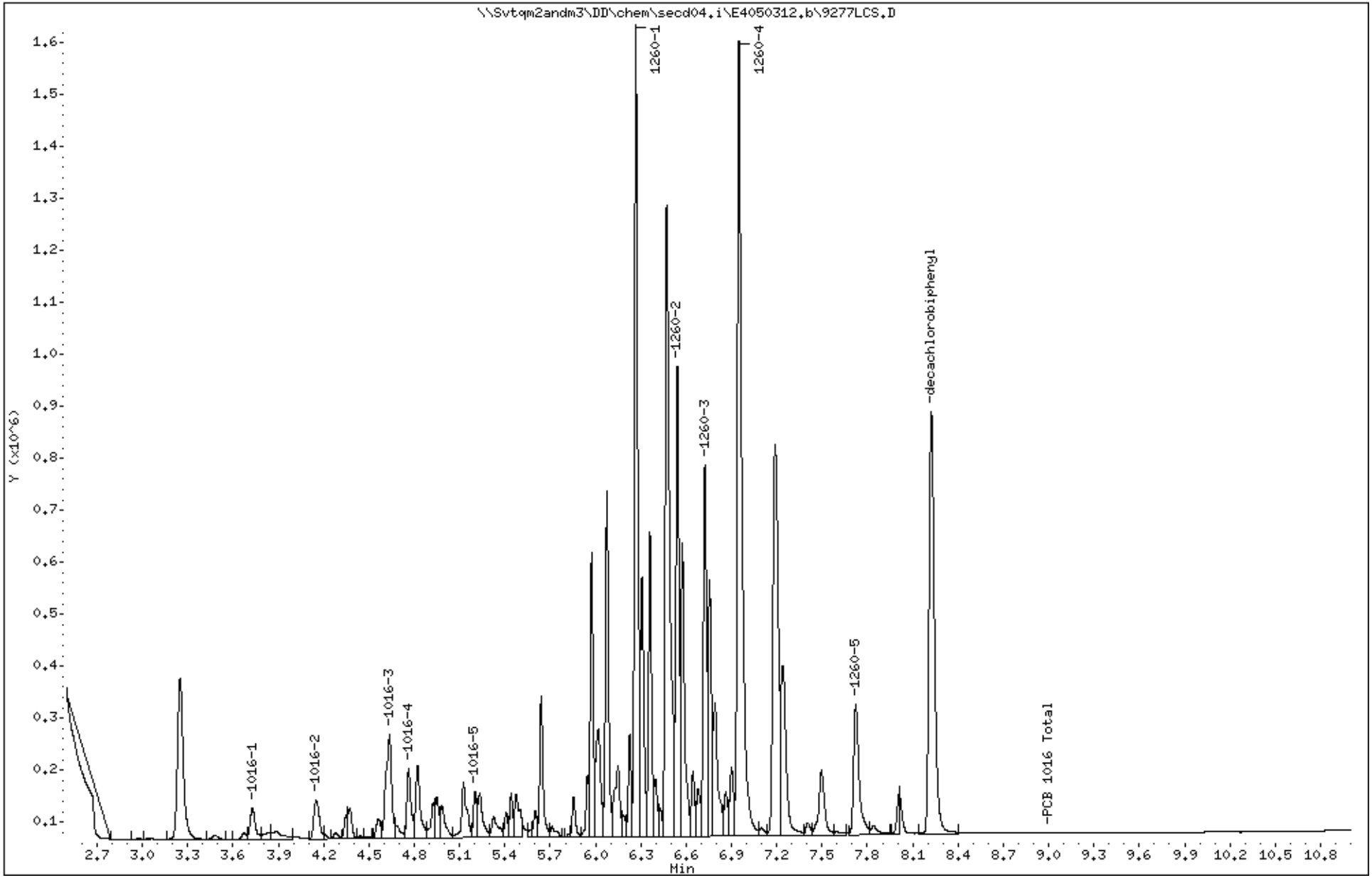

2656

3505892

Data File: \\Svtqm2andm3\DD\chem\secd04.i\E4050312.b\892-2.D
Report Date: 14-May-2012 07:43

PEL Laboratories, Inc.

METHOD 8082

Data file : \\Svtqm2andm3\DD\chem\secd04.i\E4050312.b\892-2.D
Lab Smp Id: 350589202 Client Smp ID: EPAFMC-SW-01R
Inj Date : 03-MAY-2012 11:19
Operator : RO Inst ID: secd04.i
Smp Info : a350589202
Misc Info :
Comment :
Method : \\Svtqm2andm3\DD\chem\secd04.i\E4050312.b\8082A.m
Meth Date : 14-May-2012 07:37 cabadia Quant Type: ESTD
Cal Date : 19-MAR-2012 11:19 Cal File: ACAL1.D
Als bottle: 9
Dil Factor: 1.00000
Integrator: Falcon Compound Sublist: pall.sub
Target Version: 4.14

Concentration Formula: Amt * DF * (1/(Vo/1000)*Vf) * CpndVariable

Name	Value	Description
DF	1.000	Dilution Factor
Vo	980.000	Volume of sample extracted (mL)
Vf	10.000	final vol. of extract
Cpnd Variable		Local Compound Variable

Compounds	RT	EXP RT	DLT RT	RESPONSE	CONCENTRATIONS ON-COLUMN (ug/ml)	FINAL (ug/L)
$ 45 decachlorobiphenyl	8.227	8.228	-0.001	2039475	0.07587	0.77

Data File: \\Svtqm2andm3\DD\chem\secd04.i\E4050312.b\892-2.D
Date : 03-MAY-2012 11:19
Client ID: EPAFMC-SW-01R
Instrument: secd04.i
Sample Info: a350589202
Volume Injected (uL): 5.0
Operator: RO
Column phase: STX-CLP1
Column diameter: 0.32

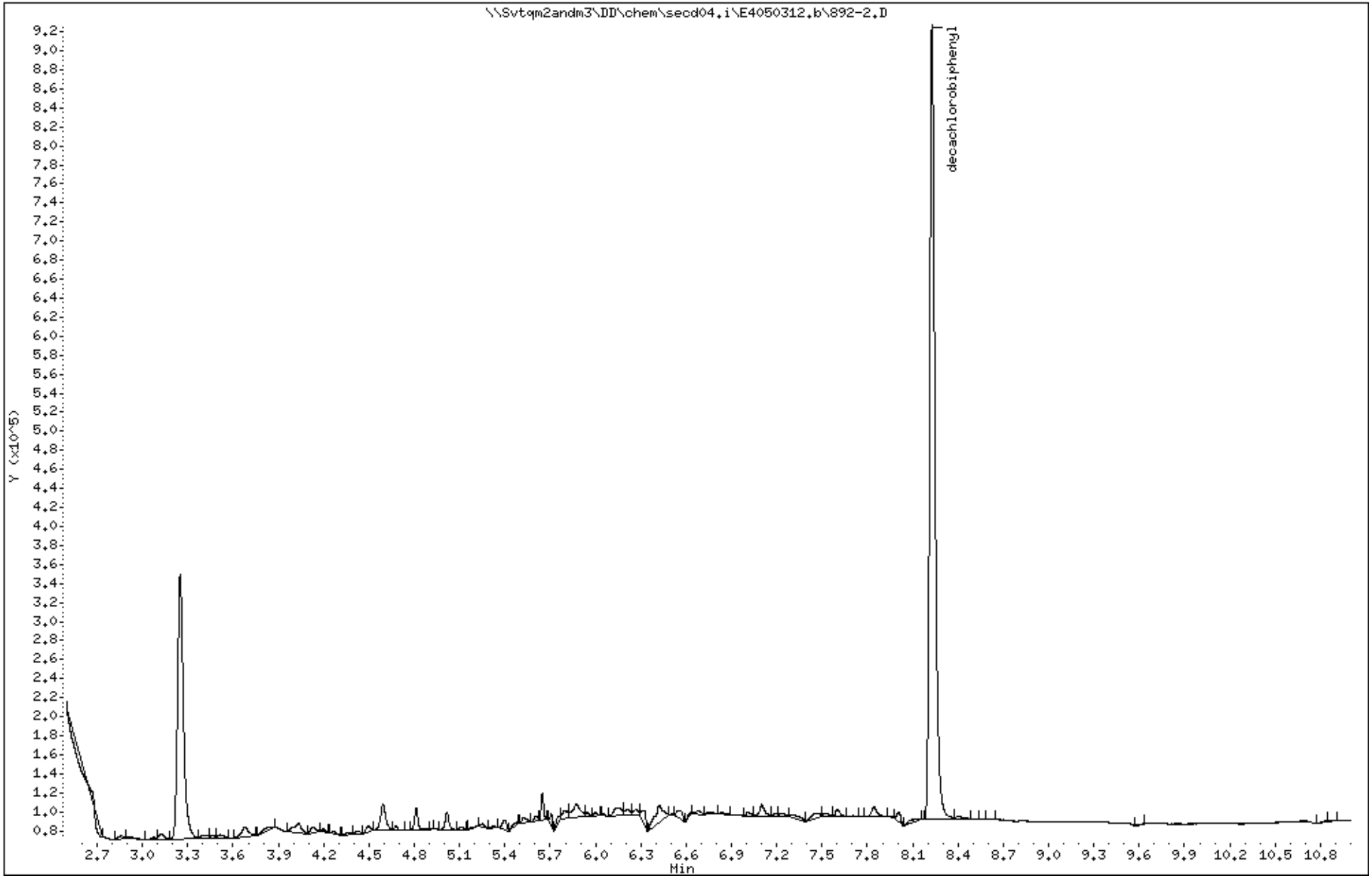

2658

3505892

Data File: \\Svtqm2andm3\DD\chem\secd04.i\E4050312.b\892-3.D
Report Date: 14-May-2012 07:43

PEL Laboratories, Inc.

METHOD 8082

Data file : \\Svtqm2andm3\DD\chem\secd04.i\E4050312.b\892-3.D
Lab Smp Id: 350589203 Client Smp ID: EPAFMC-SW-03R
Inj Date : 03-MAY-2012 11:34
Operator : RO Inst ID: secd04.i
Smp Info : a350589203
Misc Info :
Comment :
Method : \\Svtqm2andm3\DD\chem\secd04.i\E4050312.b\8082A.m
Meth Date : 14-May-2012 07:37 cabadia Quant Type: ESTD
Cal Date : 19-MAR-2012 11:19 Cal File: ACAL1.D
Als bottle: 10
Dil Factor: 1.00000
Integrator: Falcon Compound Sublist: pall.sub
Target Version: 4.14

Concentration Formula: Amt * DF * (1/(Vo/1000)*Vf) * CpndVariable

Name	Value	Description
DF	1.000	Dilution Factor
Vo	980.000	Volume of sample extracted (mL)
Vf	10.000	final vol. of extract
Cpnd Variable		Local Compound Variable

Compounds	RT	EXP RT	DLT RT	RESPONSE	CONCENTRATIONS ON-COLUMN (ug/ml)	FINAL (ug/L)
$ 45 decachlorobiphenyl	8.222	8.228	-0.006	2037651	0.07580	0.77

Data File: \\Svtqm2andm3\DD\chem\secd04.i\E4050312.b\892-3.D
Date : 03-MAY-2012 11:34
Client ID: EPAFMC-SW-03R
Instrument: secd04.i
Sample Info: a350589203
Volume Injected (uL): 5.0
Operator: RO
Column phase: STX-CLP1
Column diameter: 0.32

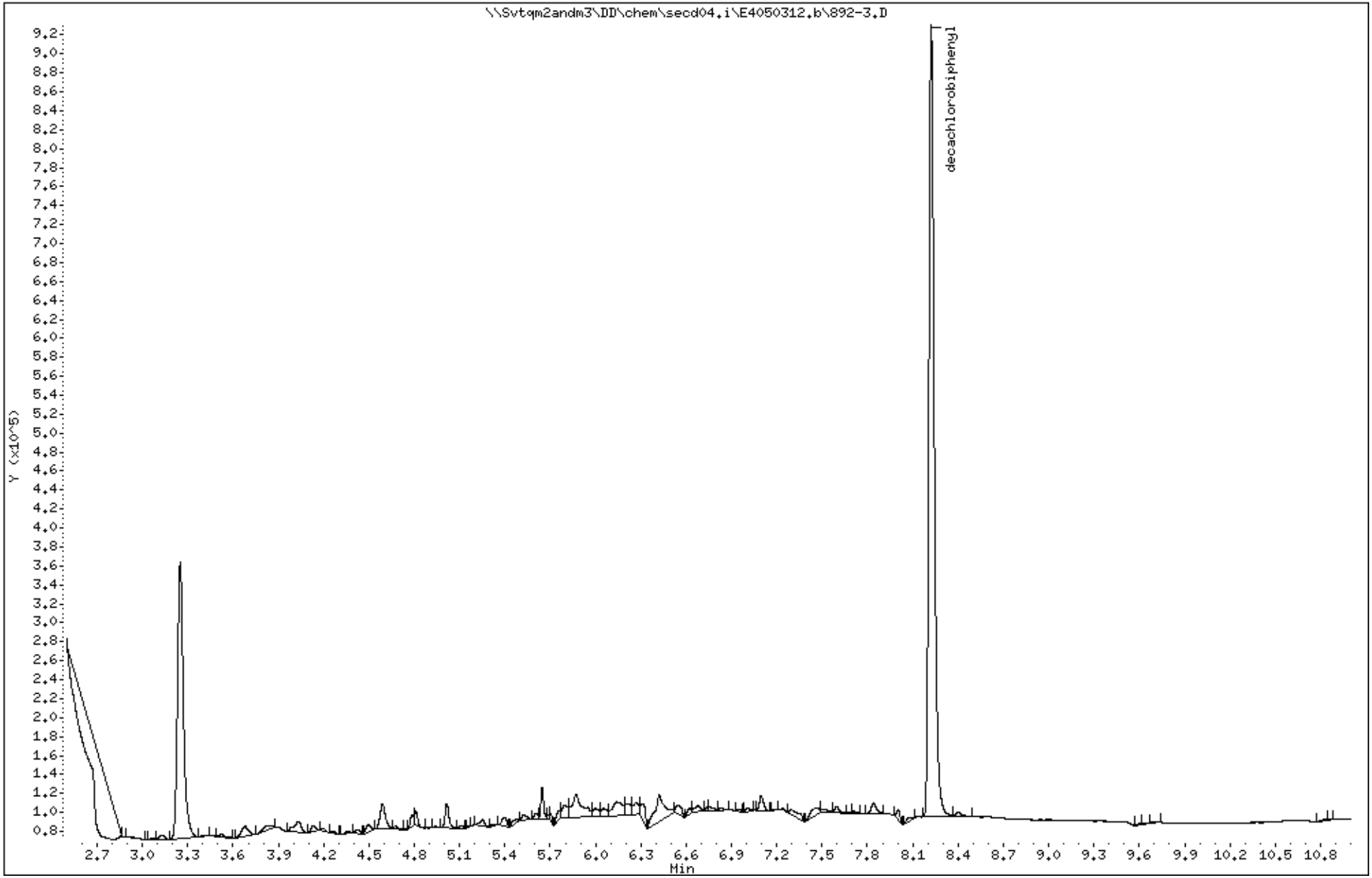

2660

3505892

Data File: \\Svtqm2andm3\DD\chem\secd04.i\E4050312.b\892-4.D
Report Date: 14-May-2012 07:43

PEL Laboratories, Inc.

METHOD 8082

Data file : \\Svtqm2andm3\DD\chem\secd04.i\E4050312.b\892-4.D
Lab Smp Id: 350589204 Client Smp ID: EPAFMC-SW-04
Inj Date : 03-MAY-2012 11:50
Operator : RO Inst ID: secd04.i
Smp Info : a350589204
Misc Info :
Comment :
Method : \\Svtqm2andm3\DD\chem\secd04.i\E4050312.b\8082A.m
Meth Date : 14-May-2012 07:37 cabadia Quant Type: ESTD
Cal Date : 19-MAR-2012 11:19 Cal File: ACAL1.D
Als bottle: 11
Dil Factor: 1.00000
Integrator: Falcon Compound Sublist: pall.sub
Target Version: 4.14

Concentration Formula: Amt * DF * (1/(Vo/1000)*Vf) * CpndVariable

Name	Value	Description
DF	1.000	Dilution Factor
Vo	980.000	Volume of sample extracted (mL)
Vf	10.000	final vol. of extract
Cpnd Variable		Local Compound Variable

Compounds	RT	EXP RT	DLT RT	RESPONSE	CONCENTRATIONS ON-COLUMN (ug/ml)	FINAL (ug/L)
$ 45 decachlorobiphenyl	8.221	8.228	-0.007	1940683	0.07220	0.74

Data File: \\Svtqm2andm3\DD\chem\secd04.i\E4050312.b\892-4.D
Date : 03-MAY-2012 11:50
Client ID: EPAFMC-SW-04 Instrument: secd04.i
Sample Info: a350589204
Volume Injected (uL): 5.0 Operator: RO
Column phase: STX-CLP1 Column diameter: 0.32

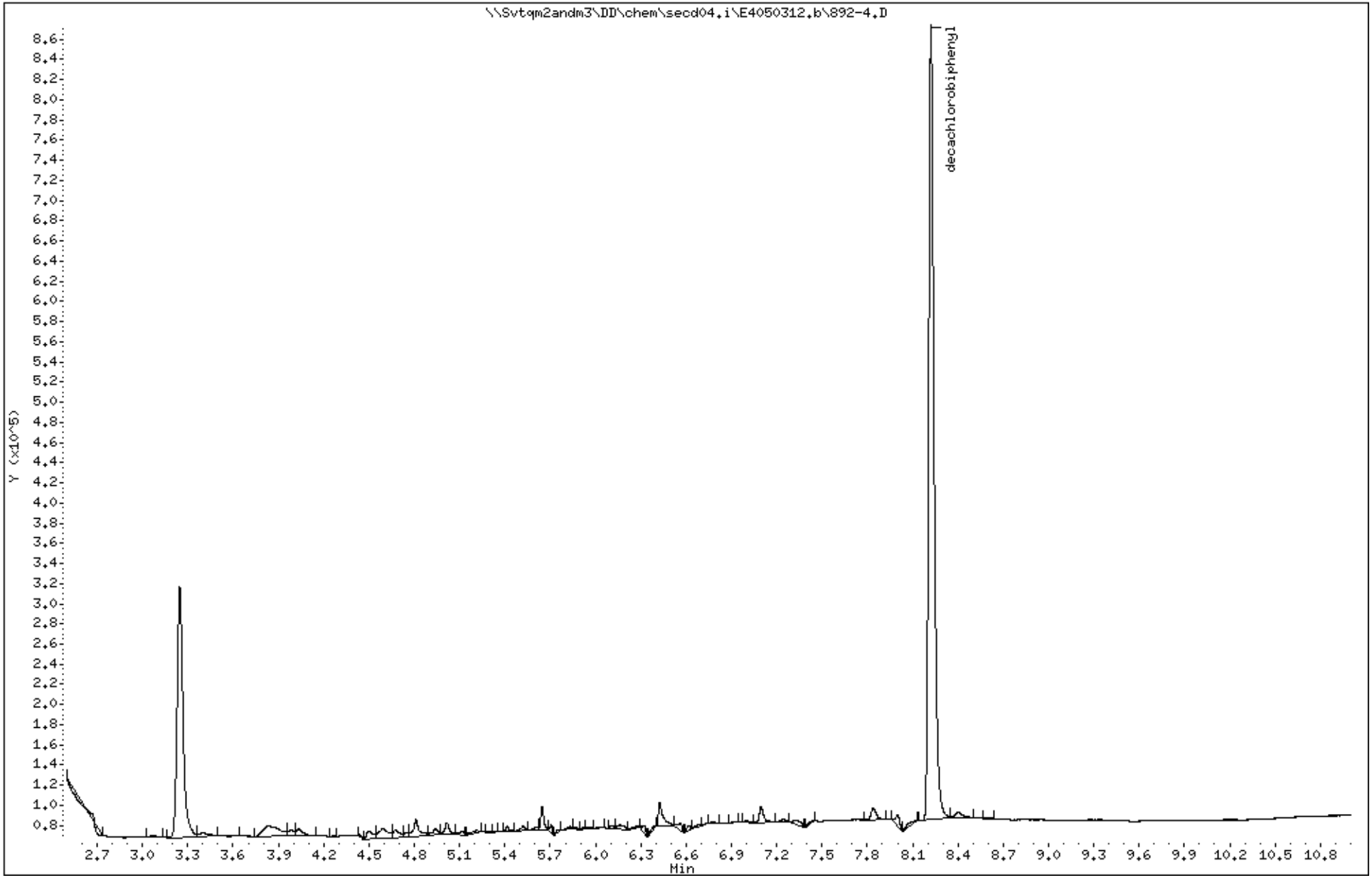

2662

3505892

Data File: \\Svtqm2andm3\DD\chem\secd04.i\E4050312.b\9277LCDR.D
Report Date: 14-May-2012 07:43

PEL Laboratories, Inc.

METHOD 8082

Data file : \\Svtqm2andm3\DD\chem\secd04.i\E4050312.b\9277LCDR.D
Lab Smp Id: 128628LCSD Client Smp ID: 128628LCSD
Inj Date : 03-MAY-2012 12:39
Operator : RO Inst ID: secd04.i
Smp Info : a128628lcsd
Misc Info :
Comment :
Method : \\Svtqm2andm3\DD\chem\secd04.i\E4050312.b\8082A.m
Meth Date : 14-May-2012 07:37 cabadia Quant Type: ESTD
Cal Date : 19-MAR-2012 11:19 Cal File: ACAL1.D
Als bottle: 13 QC Sample: LCSD
Dil Factor: 1.00000
Integrator: Falcon Compound Sublist: 10161260.sub
Target Version: 4.14
Processing Host: WCHEM1

Concentration Formula: Amt * DF * (1/(Vo/1000)*Vf) * CpndVariable

Name	Value	Description
DF	1.000	Dilution Factor
Vo	1000.000	Volume of sample extracted (mL)
Vf	10.000	final vol of sample
Cpnd Variable		Local Compound Variable

	Compounds	RT	EXP RT	DLT RT	RESPONSE	CONCENTRATIONS ON-COLUMN (ug/ml)	FINAL (ug/L)
	1 1016-1	3.740	3.726	0.014	145542	0.14191	1.4(M)
	2 1016-2	4.160	4.149	0.011	189567	0.15734	1.6(M)
	3 1016-3	4.645	4.635	0.010	535289	0.14919	1.5(M)
	4 1016-4	4.771	4.761	0.010	262571	0.15697	1.6(M)
	5 1016-5	5.210	5.201	0.009	136602	0.13983	1.4(M)
M	6 PCB 1016 Total				1269571	0.74525	7.4
	7 1260-1	6.286	6.267	0.019	2359448	0.16110	1.6(M)
	8 1260-2	6.570	6.544	0.026	1312986	0.13538	1.4(M)
	9 1260-3	6.751	6.726	0.025	1078987	0.13873	1.4(M)
	10 1260-4	6.979	6.954	0.025	3329440	0.14242	1.4(M)
	11 1260-5	7.757	7.727	0.030	657769	0.13605	1.4(M)
M	12 PCB 1260 Total				8738630	0.71369	7.1
$	45 decachlorobiphenyl	8.262	8.228	0.034	2073729	0.07715	0.77(M)

QC Flag Legend

M - Compound response manually integrated.

Data File: \\Svtqm2andm3\DD\chem\secd04.i\E4050312.b\9277LCDR.D
Date : 03-MAY-2012 12:39
Client ID: 128628LCSD
Sample Info: a128628lcsd
Volume Injected (uL): 5.0
Column phase: STX-CLP1

Instrument: secd04.i
Operator: RO
Column diameter: 0.32

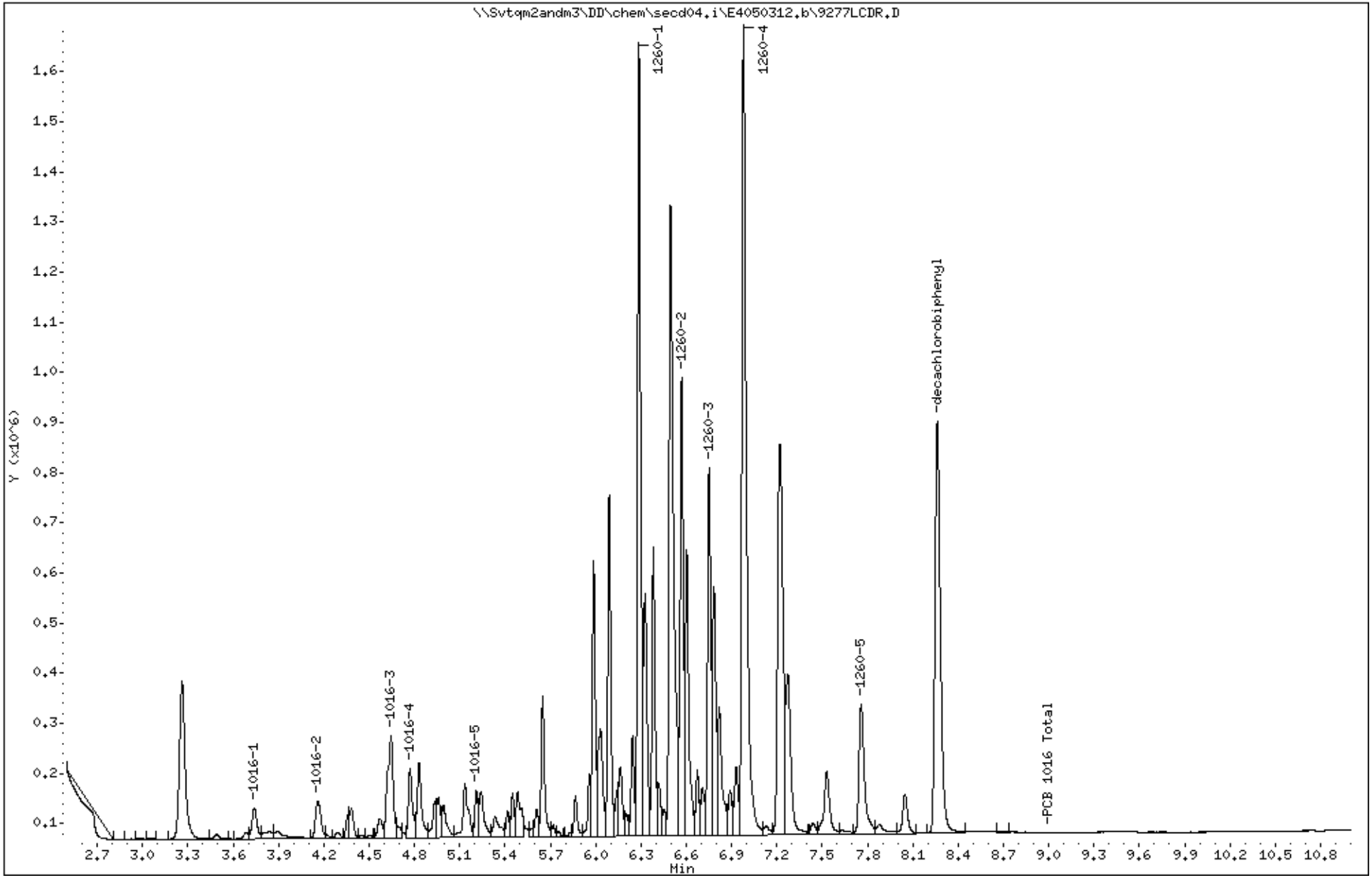

2664

3505892

Data File: \\Svtqm2andm3\DD\chem\secd04.i\E4050312.b\ACCV2.D
Report Date: 14-May-2012 07:43

PEL Laboratories, Inc.

METHOD 8082

Data file : \\Svtqm2andm3\DD\chem\secd04.i\E4050312.b\ACCV2.D
Lab Smp Id: 45865 Client Smp ID: ACCV2
Inj Date : 03-MAY-2012 13:10
Operator : RO Inst ID: secd04.i
Smp Info : 45865
Misc Info :
Comment :
Method : \\Svtqm2andm3\DD\chem\secd04.i\E4050312.b\8082A.m
Meth Date : 14-May-2012 07:37 cabadia Quant Type: ESTD
Cal Date : 19-MAR-2012 11:19 Cal File: ACAL1.D
Als bottle: 15 Continuing Calibration Sample
Dil Factor: 1.00000
Integrator: Falcon Compound Sublist: 10161260.sub
Target Version: 4.14
Processing Host: WCHEM1

Concentration Formula: Amt * DF * (1/(Vo/1000)*Vf) * CpndVariable

Name	Value	Description
DF	1.000	Dilution Factor
Vo	1000.000	Volume of sample extracted (mL)
Vf	10.000	final vol of sample
Cpnd Variable		Local Compound Variable

	Compounds	RT	EXP RT	DLT RT	RESPONSE	AMOUNTS CAL-AMT (ug/ml)	AMOUNTS ON-COL (ug/ml)
	1 1016-1	3.726	3.726	0.000	90582	0.10000	0.088(M)
	2 1016-2	4.149	4.149	0.000	118281	0.10000	0.098(M)
	3 1016-3	4.635	4.635	0.000	315112	0.10000	0.088(M)
	4 1016-4	4.761	4.761	0.000	152989	0.10000	0.091(M)
	5 1016-5	5.201	5.201	0.000	77416	0.10000	0.079(M)
M	6 PCB 1016 Total				754380	0.50000	0.44
	7 1260-1	6.267	6.267	0.000	1222170	0.10000	0.083(M)
	8 1260-2	6.544	6.544	0.000	887687	0.10000	0.092(M)
	9 1260-3	6.726	6.726	0.000	687311	0.10000	0.088(M)
	10 1260-4	6.954	6.954	0.000	2247231	0.10000	0.096(M)
	11 1260-5	7.727	7.727	0.000	502180	0.10000	0.10(M)
M	12 PCB 1260 Total				5546579	0.50000	0.46
$	45 decachlorobiphenyl	8.228	8.228	0.000	1294321	0.05000	0.048(M)

QC Flag Legend

M - Compound response manually integrated.

Data File: \\Svtqm2andm3\DD\chem\secd04.i\E4050312.b\ACCV2.D
Date : 03-MAY-2012 13:10
Client ID: ACCV2
Sample Info: 45865
Volume Injected (uL): 5.0
Column phase: STX-CLP1

Instrument: secd04.i
Operator: RO
Column diameter: 0.32

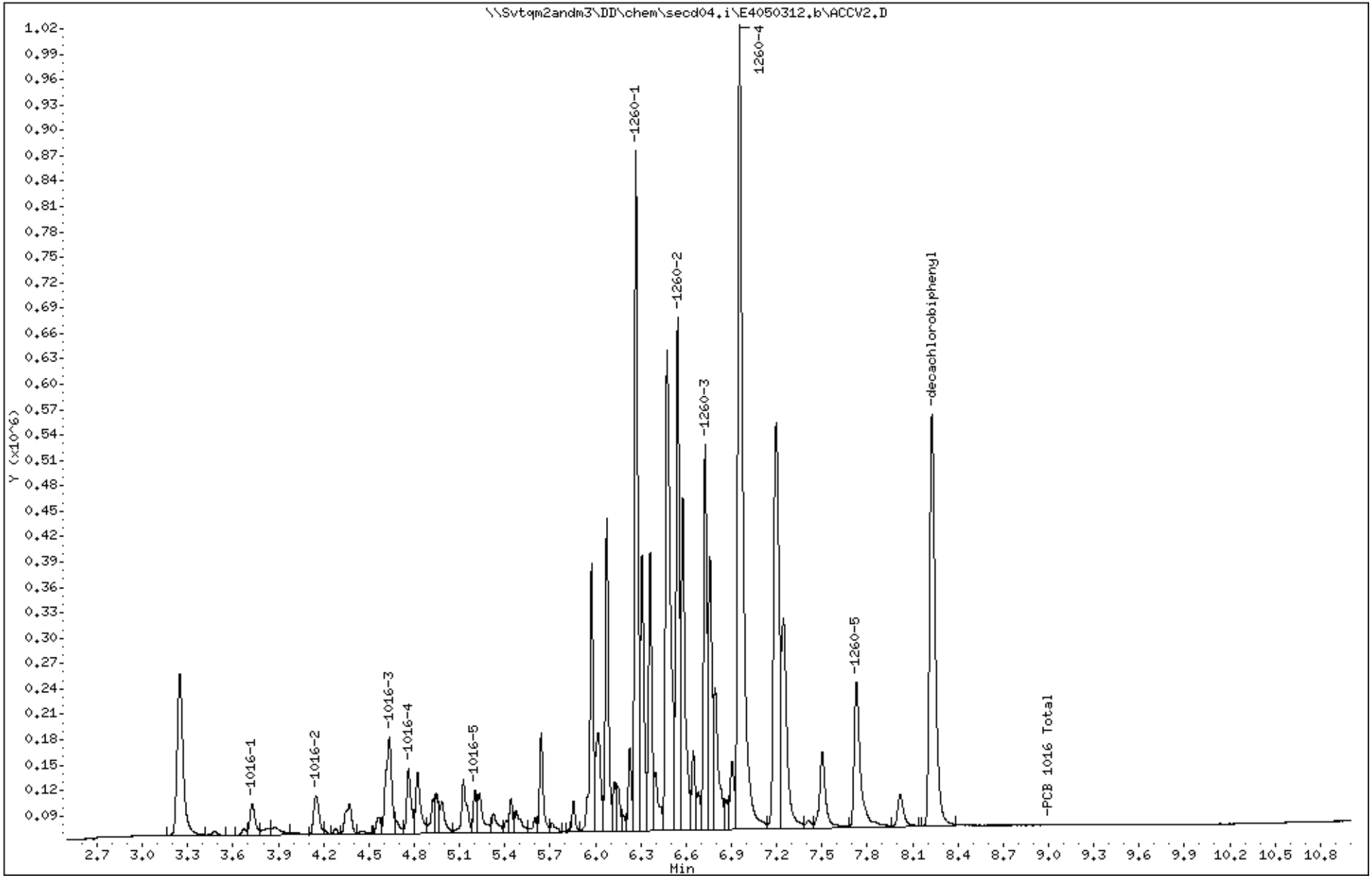

2666

3505892

Data File: \\Svtqm2andm3\DD\chem\secd04.i\E4050412.b\ACCV1.D
Report Date: 14-May-2012 07:43

PEL Laboratories, Inc.

METHOD 8082

Data file : \\Svtqm2andm3\DD\chem\secd04.i\E4050412.b\ACCV1.D
Lab Smp Id: 45865 Client Smp ID: ACCV1
Inj Date : 04-MAY-2012 11:06
Operator : RO Inst ID: secd04.i
Smp Info : 45865
Misc Info :
Comment :
Method : \\Svtqm2andm3\DD\chem\secd04.i\E4050412.b\8082A.m
Meth Date : 14-May-2012 07:37 cabadia Quant Type: ESTD
Cal Date : 19-MAR-2012 11:19 Cal File: ACAL1.D
Als bottle: 30 Continuing Calibration Sample
Dil Factor: 1.00000
Integrator: Falcon Compound Sublist: 10161260.sub
Target Version: 4.14
Processing Host: WCHEM1

Concentration Formula: Amt * DF * (1/(Vo/1000)*Vf) * CpndVariable

Name	Value	Description
DF	1.000	Dilution Factor
Vo	1000.000	Volume of sample extracted (mL)
Vf	10.000	final vol of sample
Cpnd Variable		Local Compound Variable

	Compounds	RT	EXP RT	DLT RT	RESPONSE	AMOUNTS CAL-AMT (ug/ml)	AMOUNTS ON-COL (ug/ml)
	1 1016-1	3.727	3.723	0.004	90155	0.10000	0.088(M)
	2 1016-2	4.149	4.146	0.003	112999	0.10000	0.094(M)
	3 1016-3	4.635	4.632	0.003	293458	0.10000	0.082(M)
	4 1016-4	4.761	4.759	0.002	142324	0.10000	0.085(M)
	5 1016-5	5.201	5.200	0.001	69018	0.10000	0.071(M)
M	6 PCB 1016 Total				707954	0.50000	0.42
	7 1260-1	6.268	6.265	0.003	1087198	0.10000	0.074(M)
	8 1260-2	6.545	6.541	0.004	799240	0.10000	0.082(M)
	9 1260-3	6.726	6.723	0.003	598016	0.10000	0.077(M)
	10 1260-4	6.954	6.949	0.005	2073459	0.10000	0.089(M)
	11 1260-5	7.728	7.722	0.006	455917	0.10000	0.094(M)
M	12 PCB 1260 Total				5013830	0.50000	0.42
$	45 decachlorobiphenyl	8.229	8.225	0.004	1205651	0.05000	0.045(M)

QC Flag Legend

M - Compound response manually integrated.

Data File: \\Svtqm2andm3\DD\chem\secd04.i\E4050412.b\ACCV1.D
Date : 04-MAY-2012 11:06
Client ID: ACCV1
Sample Info: 45865
Volume Injected (uL): 5.0
Column phase: STX-CLP1

Instrument: secd04.i
Operator: RO
Column diameter: 0.32

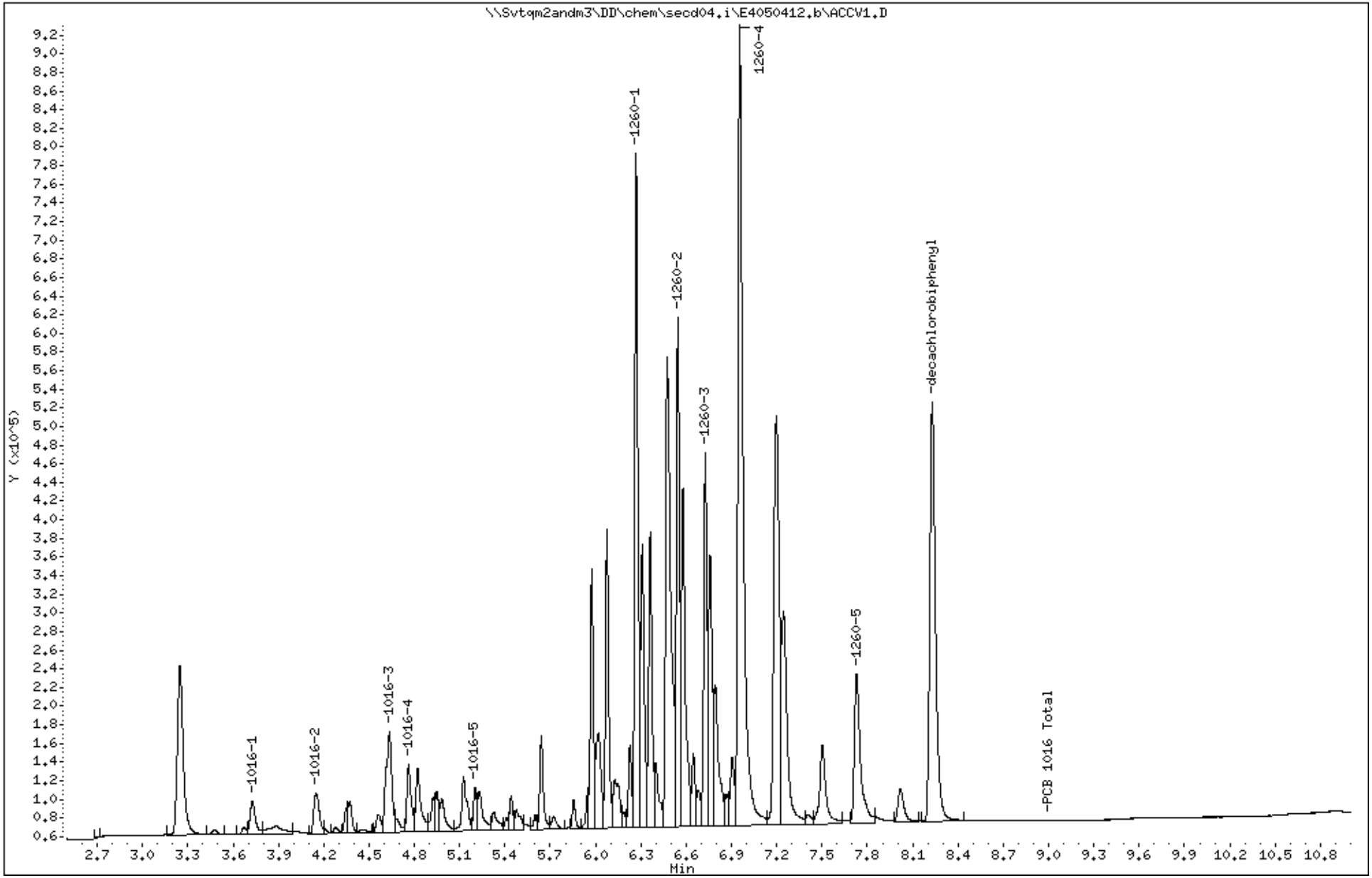

2668

3505892

Data File: \\Svtqm2andm3\DD\chem\secd04.i\E4050412.b\9281MB.D
Report Date: 14-May-2012 07:43

PEL Laboratories, Inc.

METHOD 8082

Data file : \\Svtqm2andm3\DD\chem\secd04.i\E4050412.b\9281MB.D
Lab Smp Id: 128641MB Client Smp ID: 128641MB
Inj Date : 04-MAY-2012 11:46
Operator : RO Inst ID: secd04.i
Smp Info : a128641mb
Misc Info :
Comment :
Method : \\Svtqm2andm3\DD\chem\secd04.i\E4050412.b\8082A.m
Meth Date : 14-May-2012 07:37 cabadia Quant Type: ESTD
Cal Date : 19-MAR-2012 11:19 Cal File: ACAL1.D
Als bottle: 31 QC Sample: BLANK
Dil Factor: 1.00000
Integrator: Falcon Compound Sublist: pall.sub
Target Version: 4.14

Concentration Formula: Amt * DF * (Vf/((Ws*(1-(M/100)))/1000)) * CpndVariable

Name	Value	Description
DF	1.000	Dilution Factor
Vf	10.000	final vol.of extract
Ws	33.200	weight of sample extracted (g)
M	0.00000	% moisture
Cpnd Variable		Local Compound Variable

Compounds	RT	EXP RT	DLT RT	RESPONSE	CONCENTRATIONS ON-COLUMN (ug/ml)	FINAL (ug/Kg)
$ 45 decachlorobiphenyl	8.262	8.225	0.037	2212672	0.08231	24.8

Data File: \\Svtqm2andm3\DD\chem\secd04.i\E4050412.b\9281MB.D
Date : 04-MAY-2012 11:46
Client ID: 128641MB
Sample Info: a128641mb

Instrument: secd04.i

Operator: RO

Column phase: STX-CLP1

Column diameter: 0.32

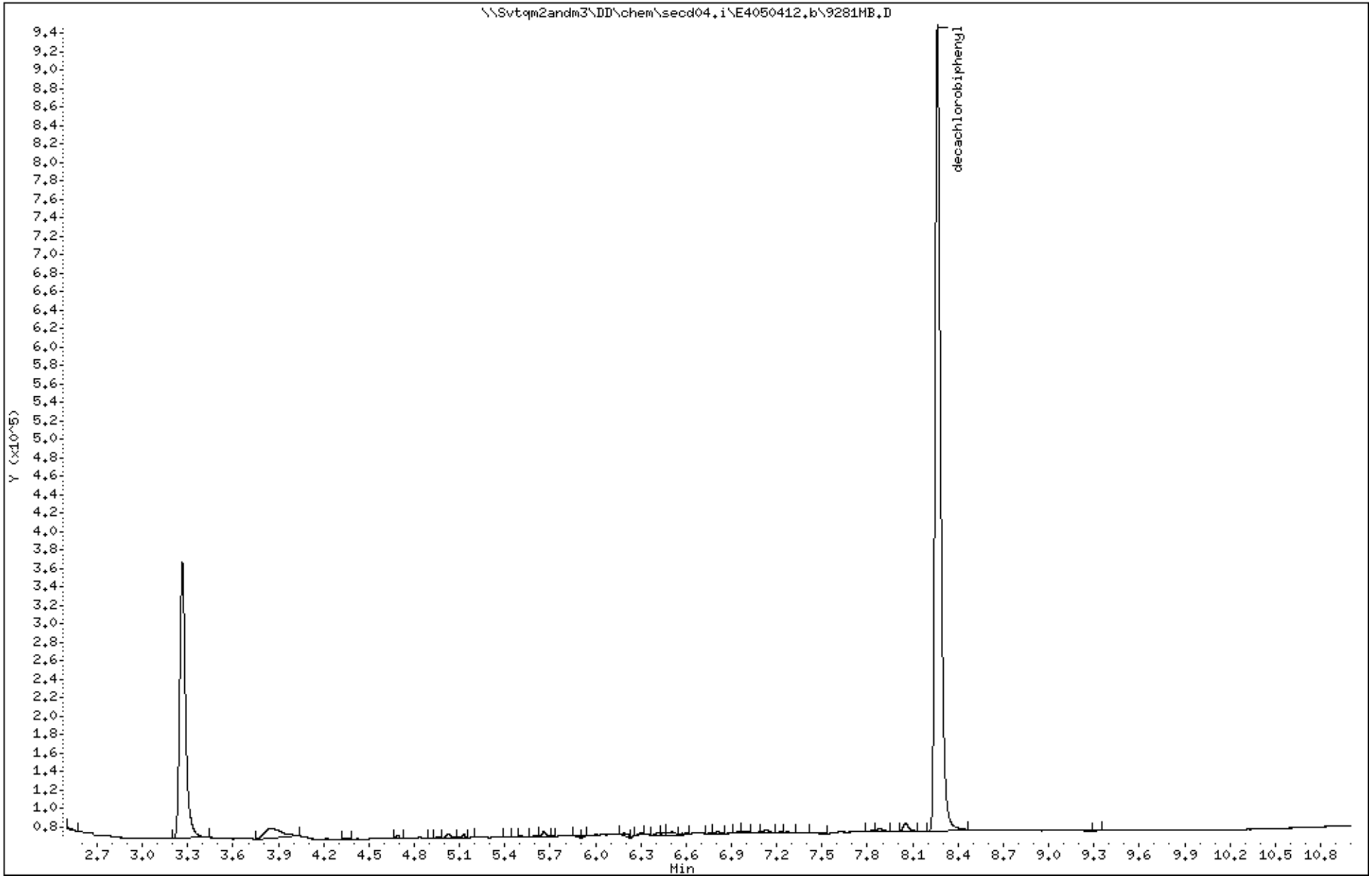

2670

3505892

Data File: \\Svtqm2andm3\DD\chem\secd04.i\E4050412.b\9281LCS.D
Report Date: 14-May-2012 07:43

PEL Laboratories, Inc.

METHOD 8082

Data file : \\Svtqm2andm3\DD\chem\secd04.i\E4050412.b\9281LCS.D
Lab Smp Id: 128642LCS Client Smp ID: 128642LCS
Inj Date : 04-MAY-2012 12:01
Operator : RO Inst ID: secd04.i
Smp Info : a128642lcs
Misc Info :
Comment :
Method : \\Svtqm2andm3\DD\chem\secd04.i\E4050412.b\8082A.m
Meth Date : 14-May-2012 07:37 cabadia Quant Type: ESTD
Cal Date : 19-MAR-2012 11:19 Cal File: ACAL1.D
Als bottle: 32 QC Sample: LCS
Dil Factor: 1.00000
Integrator: Falcon Compound Sublist: 10161260.sub
Target Version: 4.14
Processing Host: WCHEM1

Concentration Formula: Amt * DF * (Vf/((Ws*(1-(M/100)))/1000)) * CpndVariable

Name	Value	Description
DF	1.000	Dilution Factor
Vf	10.000	final vol of sample
Ws	33.870	weight of sample extracted
M	0.00000	% moisture
Cpnd Variable		Local Compound Variable

	Compounds	RT	EXP RT	DLT RT	RESPONSE	CONCENTRATIONS ON-COLUMN (ug/ml)	FINAL (ug/Kg)
	1 1016-1	3.726	3.723	0.003	146014	0.14237	42.0
	2 1016-2	4.149	4.146	0.003	199906	0.16592	49.0
	3 1016-3	4.634	4.632	0.002	502624	0.14009	41.4
	4 1016-4	4.761	4.759	0.002	211726	0.12657	37.4
	5 1016-5	5.202	5.200	0.002	132089	0.13521	39.9(M)
M	6 PCB 1016 Total				1192359	0.71017	210
	7 1260-1	6.268	6.265	0.003	2322781	0.15860	46.8
	8 1260-2	6.547	6.541	0.006	1389124	0.14324	42.3
	9 1260-3	6.727	6.723	0.004	1102169	0.14171	41.8
	10 1260-4	6.955	6.949	0.006	3591899	0.15365	45.4
	11 1260-5	7.729	7.722	0.007	702363	0.14528	42.9
M	12 PCB 1260 Total				9108336	0.74247	219
$	45 decachlorobiphenyl	8.230	8.225	0.005	2283155	0.08494	25.1

QC Flag Legend

M - Compound response manually integrated.

Data File: \\Svtqm2andm3\DD\chem\secd04.i\E4050412.b\9281LCS.D
Date : 04-MAY-2012 12:01
Client ID: 128642LCS
Sample Info: a128642lcs
Volume Injected (uL): 1.0
Column phase: STX-CLP1

Instrument: secd04.i
Operator: RO
Column diameter: 0.32

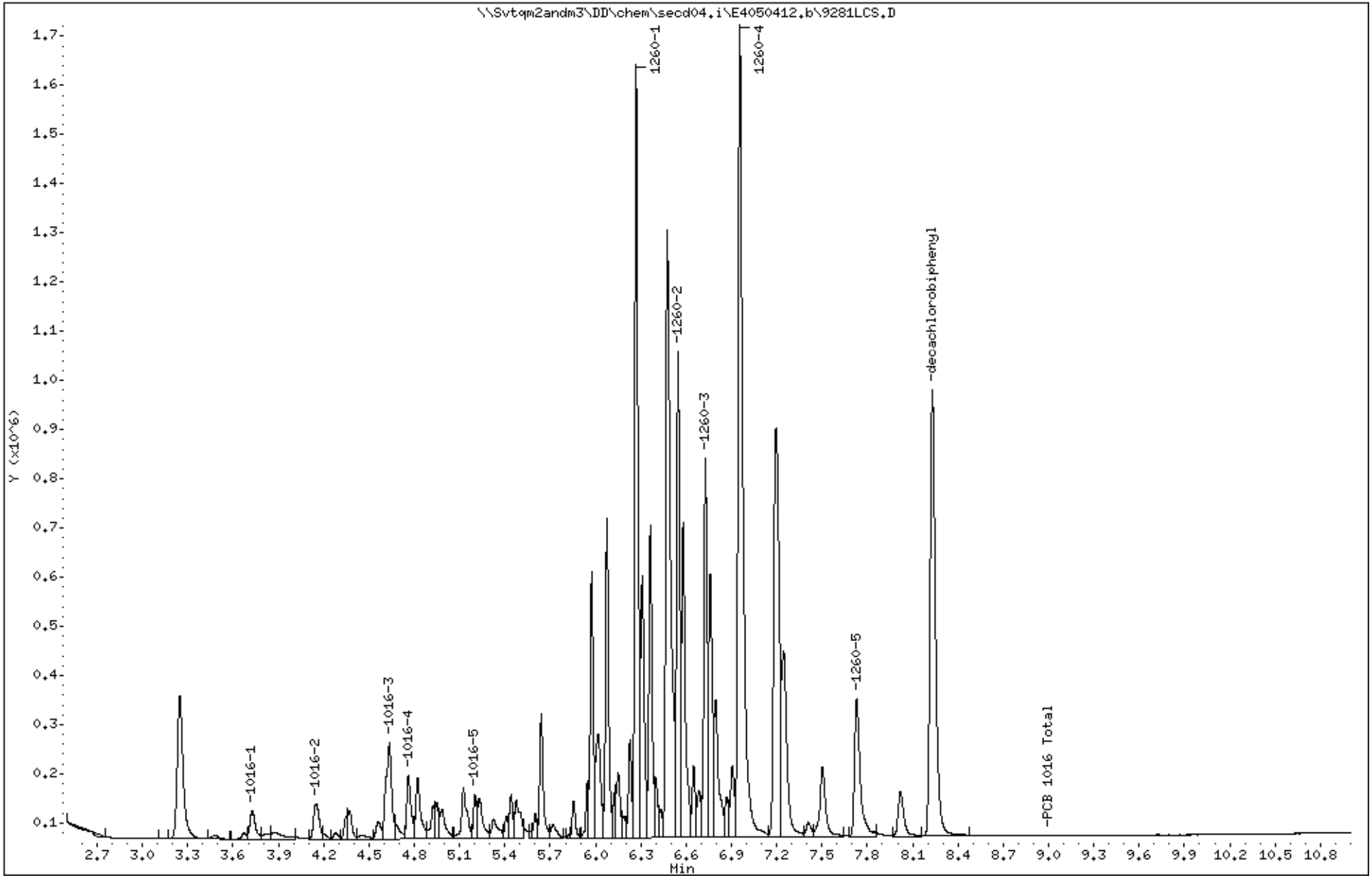

2672

3505892

Data File: \\Svtqm2andm3\DD\chem\secd04.i\E4050412.b\ACCV2.D
Report Date: 14-May-2012 07:43

PEL Laboratories, Inc.

METHOD 8082

Data file : \\Svtqm2andm3\DD\chem\secd04.i\E4050412.b\ACCV2.D
Lab Smp Id: 45865 Client Smp ID: ACCV2
Inj Date : 04-MAY-2012 15:03
Operator : RO Inst ID: secd04.i
Smp Info : 45865
Misc Info :
Comment :
Method : \\Svtqm2andm3\DD\chem\secd04.i\E4050412.b\8082A.m
Meth Date : 14-May-2012 07:37 cabadia Quant Type: ESTD
Cal Date : 19-MAR-2012 11:19 Cal File: ACAL1.D
Als bottle: 44 Continuing Calibration Sample
Dil Factor: 1.00000
Integrator: Falcon Compound Sublist: 10161260.sub
Target Version: 4.14
Processing Host: WCHEM1

Concentration Formula: Amt * DF * (1/(Vo/1000)*Vf) * CpndVariable

Name	Value	Description
DF	1.000	Dilution Factor
Vo	1000.000	Volume of sample extracted (mL)
Vf	10.000	final vol of sample
Cpnd Variable		Local Compound Variable

	Compounds	RT	EXP RT	DLT RT	RESPONSE	AMOUNTS CAL-AMT (ug/ml)	AMOUNTS ON-COL (ug/ml)
	1 1016-1	3.725	3.723	0.002	94708	0.10000	0.092(M)
	2 1016-2	4.147	4.146	0.001	120782	0.10000	0.10(M)
	3 1016-3	4.634	4.632	0.002	317495	0.10000	0.088(M)
	4 1016-4	4.760	4.759	0.001	154273	0.10000	0.092(M)
	5 1016-5	5.199	5.200	-0.001	76551	0.10000	0.078(M)
M	6 PCB 1016 Total				763809	0.50000	0.45
	7 1260-1	6.267	6.265	0.002	1216416	0.10000	0.083(M)
	8 1260-2	6.544	6.541	0.003	873670	0.10000	0.090(M)
	9 1260-3	6.726	6.723	0.003	663306	0.10000	0.085(M)
	10 1260-4	6.953	6.949	0.004	2220565	0.10000	0.095(M)
	11 1260-5	7.727	7.722	0.005	476821	0.10000	0.099(M)
M	12 PCB 1260 Total				5450778	0.50000	0.45
$	45 decachlorobiphenyl	8.228	8.225	0.003	1292805	0.05000	0.048(M)

QC Flag Legend

M - Compound response manually integrated.

Data File: \\Svtqm2andm3\DD\chem\secd04.i\E4050412.b\ACCV2.D
Date : 04-MAY-2012 15:03
Client ID: ACCV2
Sample Info: 45865
Volume Injected (uL): 5.0
Column phase: STX-CLP1

Instrument: secd04.i
Operator: RO
Column diameter: 0.32

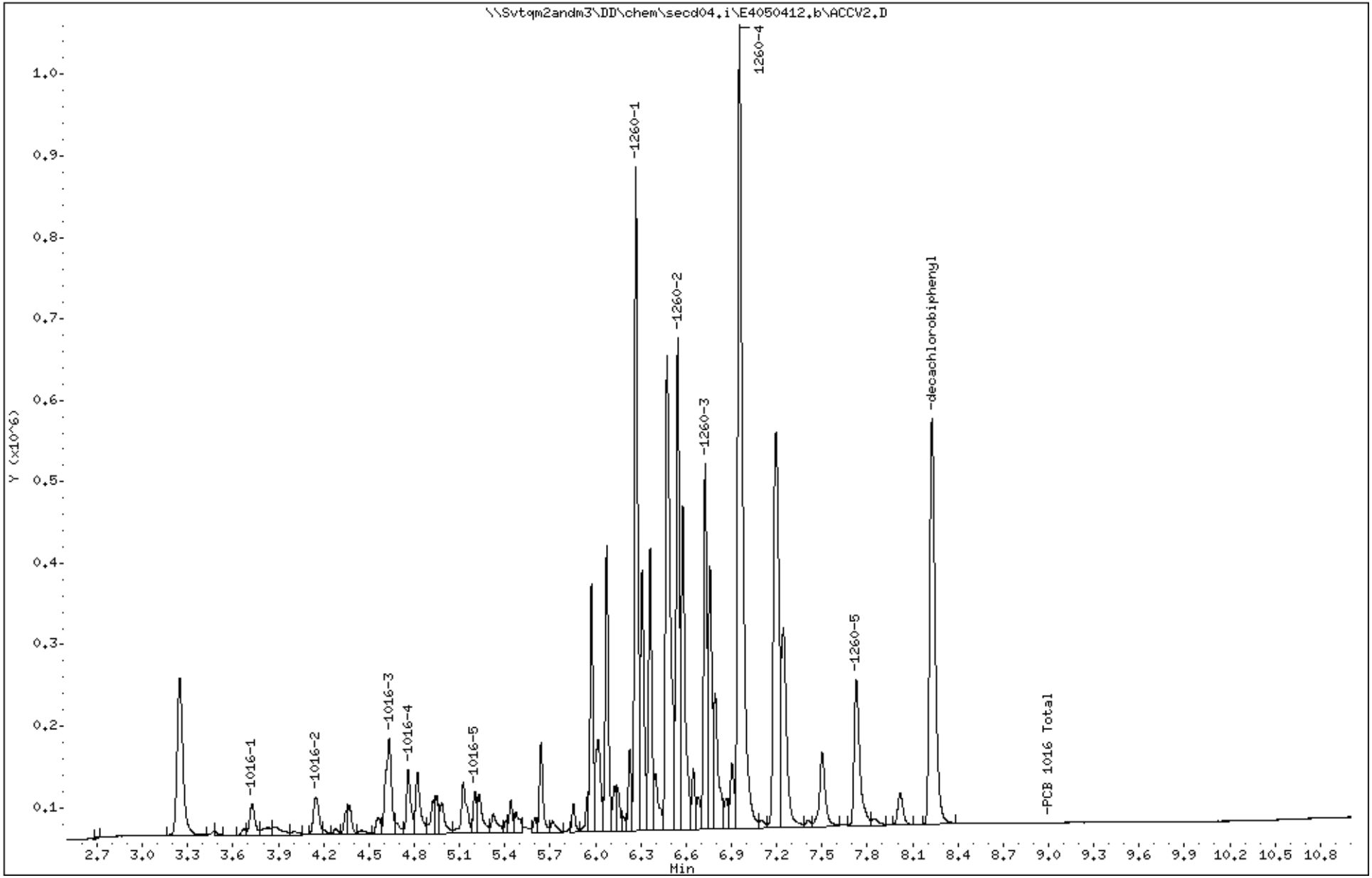

2674

3505892

Data File: \\Svtqm2andm3\DD\chem\secd04.i\E4050712.b\ACCV1R.D
Report Date: 14-May-2012 07:43

PEL Laboratories, Inc.

METHOD 8082

Data file : \\Svtqm2andm3\DD\chem\secd04.i\E4050712.b\ACCV1R.D
Lab Smp Id: 45865 Client Smp ID: ACCV1R
Inj Date : 07-MAY-2012 08:31
Operator : RO Inst ID: secd04.i
Smp Info : 45865
Misc Info :
Comment :
Method : \\Svtqm2andm3\DD\chem\secd04.i\E4050712.b\8082A.m
Meth Date : 14-May-2012 07:37 cabadia Quant Type: ESTD
Cal Date : 19-MAR-2012 11:19 Cal File: ACAL1.D
Als bottle: 30 Continuing Calibration Sample
Dil Factor: 1.00000
Integrator: Falcon Compound Sublist: 10161260.sub
Target Version: 4.14
Processing Host: WCHEM1

Concentration Formula: Amt * DF * (1/(Vo/1000)*Vf) * CpndVariable

Name	Value	Description
DF	1.000	Dilution Factor
Vo	1000.000	Volume of sample extracted (mL)
Vf	10.000	final vol of sample
Cpnd Variable		Local Compound Variable

	Compounds	RT	EXP RT	DLT RT	RESPONSE	AMOUNTS CAL-AMT (ug/ml)	AMOUNTS ON-COL (ug/ml)
	1 1016-1	3.739	3.726	0.013	92193	0.10000	0.090(M)
	2 1016-2	4.159	4.147	0.012	113390	0.10000	0.094(M)
	3 1016-3	4.645	4.634	0.011	306249	0.10000	0.085(M)
	4 1016-4	4.770	4.760	0.010	148697	0.10000	0.089(M)
	5 1016-5	5.210	5.201	0.009	76170	0.10000	0.078(M)
M	6 PCB 1016 Total				736699	0.50000	0.44
	7 1260-1	6.275	6.266	0.009	1189437	0.10000	0.081(M)
	8 1260-2	6.551	6.541	0.010	835265	0.10000	0.086(M)
	9 1260-3	6.733	6.722	0.011	645771	0.10000	0.083(M)
	10 1260-4	6.959	6.948	0.011	2102171	0.10000	0.090(M)
	11 1260-5	7.734	7.721	0.013	456136	0.10000	0.094(M)
M	12 PCB 1260 Total				5228780	0.50000	0.43
$	45 decachlorobiphenyl	8.236	8.221	0.015	1241912	0.05000	0.046(M)

QC Flag Legend

M - Compound response manually integrated.

Data File: \\Svtqm2andm3\DD\chem\secd04.i\E4050712.b\ACCV1R.D
Date : 07-MAY-2012 08:31
Client ID: ACCV1R
Sample Info: 45865
Volume Injected (uL): 5.0
Column phase: STX-CLP1

Instrument: secd04.i
Operator: RO
Column diameter: 0.32

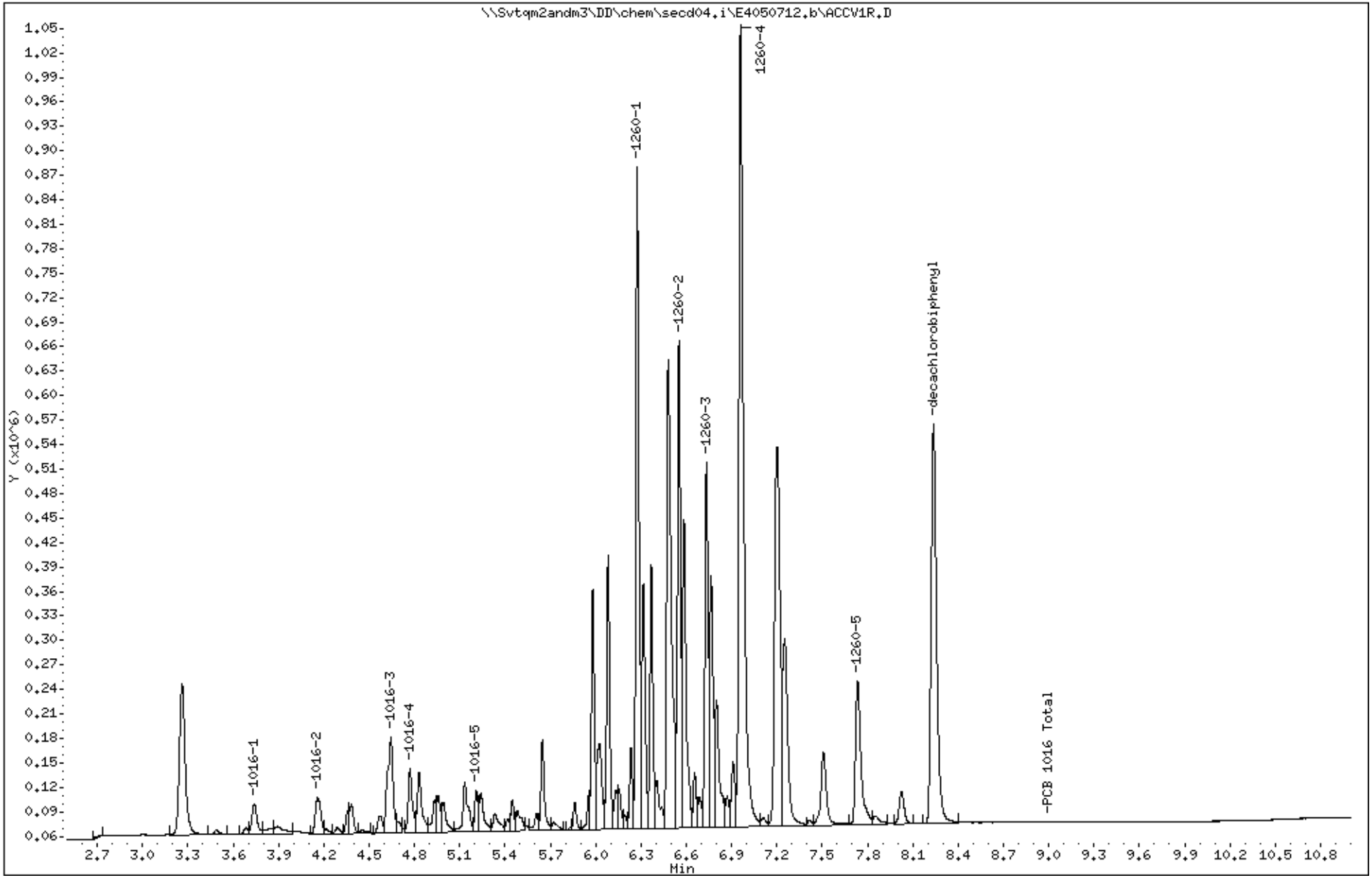

2676

3505892

Data File: \\Svtqm2andm3\DD\chem\secd04.i\E4050712.b\ACCV2.D
Report Date: 14-May-2012 07:43

PEL Laboratories, Inc.

METHOD 8082

Data file : \\Svtqm2andm3\DD\chem\secd04.i\E4050712.b\ACCV2.D
Lab Smp Id: 45865 Client Smp ID: ACCV2
Inj Date : 07-MAY-2012 10:42
Operator : RO Inst ID: secd04.i
Smp Info : 45865
Misc Info :
Comment :
Method : \\Svtqm2andm3\DD\chem\secd04.i\E4050712.b\8082A.m
Meth Date : 14-May-2012 07:37 cabadia Quant Type: ESTD
Cal Date : 19-MAR-2012 11:19 Cal File: ACAL1.D
Als bottle: 38 Continuing Calibration Sample
Dil Factor: 1.00000
Integrator: Falcon Compound Sublist: 10161260.sub
Target Version: 4.14
Processing Host: WCHEM1

Concentration Formula: Amt * DF * (1/(Vo/1000)*Vf) * CpndVariable

Name	Value	Description
DF	1.000	Dilution Factor
Vo	1000.000	Volume of sample extracted (mL)
Vf	10.000	final vol of sample
Cpnd Variable		Local Compound Variable

	Compounds	RT	EXP RT	DLT RT	RESPONSE	AMOUNTS CAL-AMT (ug/ml)	AMOUNTS ON-COL (ug/ml)
	1 1016-1	3.725	3.726	-0.001	90060	0.10000	0.088(M)
	2 1016-2	4.149	4.147	0.002	124088	0.10000	0.10(M)
	3 1016-3	4.634	4.634	0.000	324183	0.10000	0.090(M)
	4 1016-4	4.760	4.760	0.000	159176	0.10000	0.095(M)
	5 1016-5	5.200	5.201	-0.001	78953	0.10000	0.081(M)
M	6 PCB 1016 Total				776460	0.50000	0.46
	7 1260-1	6.265	6.266	-0.001	1208726	0.10000	0.082(M)
	8 1260-2	6.541	6.541	0.000	859804	0.10000	0.089(M)
	9 1260-3	6.723	6.722	0.001	649490	0.10000	0.084(M)
	10 1260-4	6.949	6.948	0.001	2173941	0.10000	0.093(M)
	11 1260-5	7.722	7.721	0.001	453048	0.10000	0.094(M)
M	12 PCB 1260 Total				5345009	0.50000	0.44
$	45 decachlorobiphenyl	8.223	8.221	0.002	1251777	0.05000	0.046(M)

QC Flag Legend

M - Compound response manually integrated.

Data File: \\Svtqm2andm3\DD\chem\secd04.i\E4050712.b\ACCV2.D
Date : 07-MAY-2012 10:42
Client ID: ACCV2
Sample Info: 45865
Volume Injected (uL): 5.0
Column phase: STX-CLP1

Instrument: secd04.i
Operator: RO
Column diameter: 0.32

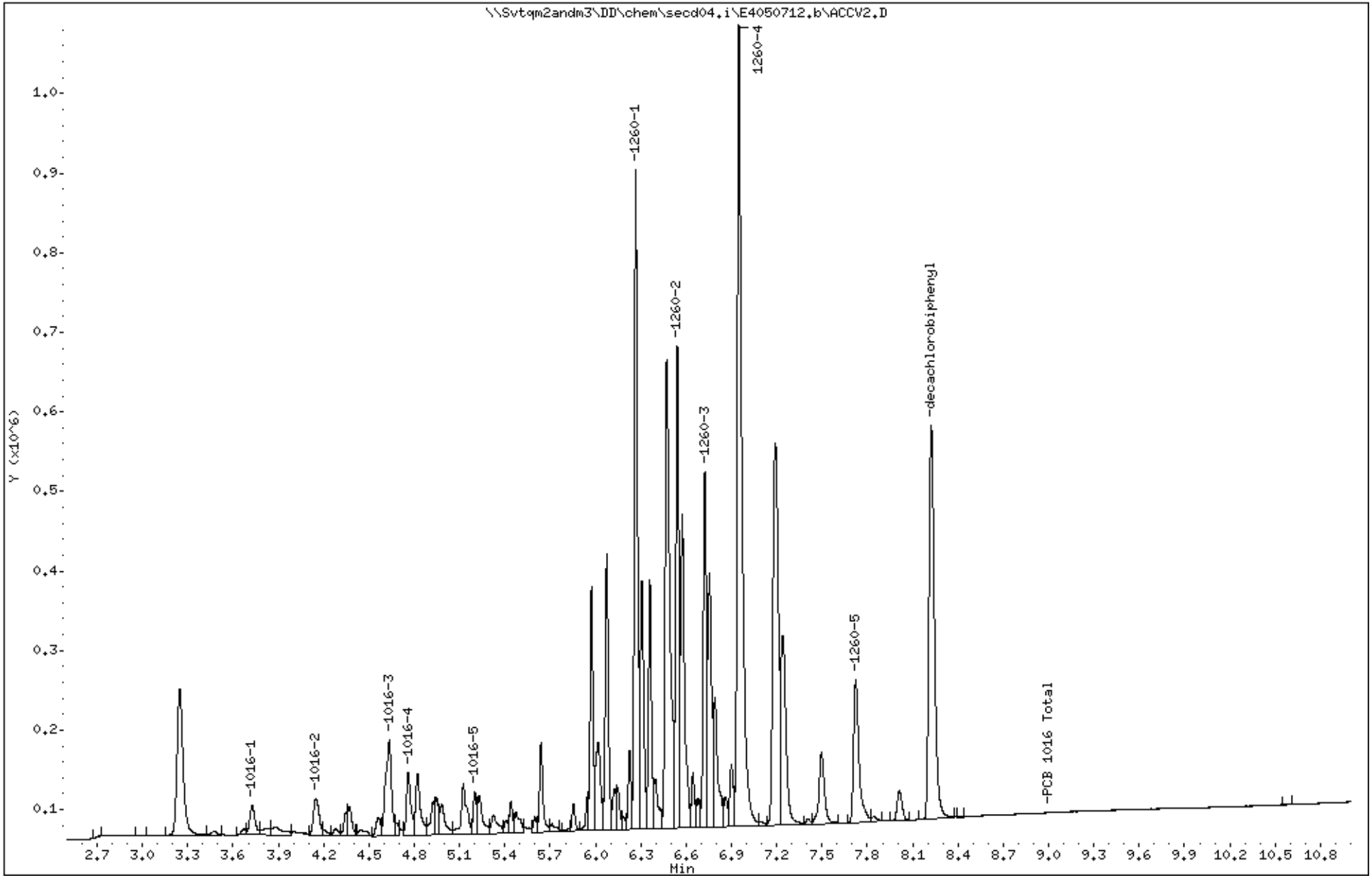

2678

3505892

Data File: \\Svtqm2andm3\DD\chem\secd04.i\E4050912.b\ACCV5.D
Report Date: 14-May-2012 07:43

PEL Laboratories, Inc.

METHOD 8082

Data file : \\Svtqm2andm3\DD\chem\secd04.i\E4050912.b\ACCV5.D
Lab Smp Id: 45865 Client Smp ID: ACCV5
Inj Date : 09-MAY-2012 22:12
Operator : RO Inst ID: secd04.i
Smp Info : 45865
Misc Info :
Comment :
Method : \\Svtqm2andm3\DD\chem\secd04.i\E4050912.b\8082A.m
Meth Date : 14-May-2012 07:42 cabadia Quant Type: ESTD
Cal Date : 19-MAR-2012 11:19 Cal File: ACAL1.D
Als bottle: 41 Continuing Calibration Sample
Dil Factor: 1.00000
Integrator: Falcon Compound Sublist: 10161260.sub
Target Version: 4.14
Processing Host: WCHEM1

Concentration Formula: Amt * DF * (1/(Vo/1000)*Vf) * CpndVariable

Name	Value	Description
DF	1.000	Dilution Factor
Vo	1000.000	Volume of sample extracted (mL)
Vf	10.000	final vol. of extract
Cpnd Variable		Local Compound Variable

	Compounds	RT	EXP RT	DLT RT	RESPONSE	AMOUNTS CAL-AMT (ug/ml)	AMOUNTS ON-COL (ug/ml)
	1 1016-1	3.727	3.725	0.002	105246	0.10000	0.10(M)
	2 1016-2	4.148	4.147	0.001	132142	0.10000	0.11(M)
	3 1016-3	4.635	4.635	0.000	353384	0.10000	0.098(M)
	4 1016-4	4.761	4.761	0.000	172284	0.10000	0.10(M)
	5 1016-5	5.201	5.201	0.000	84701	0.10000	0.087(M)
M	6 PCB 1016 Total				847757	0.50000	0.50
	7 1260-1	6.269	6.267	0.002	1348709	0.10000	0.092(M)
	8 1260-2	6.543	6.542	0.001	1001263	0.10000	0.10(M)
	9 1260-3	6.725	6.724	0.001	740417	0.10000	0.095(M)
	10 1260-4	6.953	6.951	0.002	2523500	0.10000	0.11(M)
	11 1260-5	7.728	7.727	0.001	534937	0.10000	0.11(M)
M	12 PCB 1260 Total				6148826	0.50000	0.51
$	45 decachlorobiphenyl	8.229	8.228	0.001	1473282	0.05000	0.055(M)

QC Flag Legend

M - Compound response manually integrated.

Data File: \\Svtqm2andm3\DD\chem\secd04.i\E4050912.b\ACCV5.D
Date : 09-MAY-2012 22:12
Client ID: ACCV5
Sample Info: 45865
Volume Injected (uL): 5.0
Column phase: STX-CLP1

Instrument: secd04.i
Operator: RO
Column diameter: 0.32

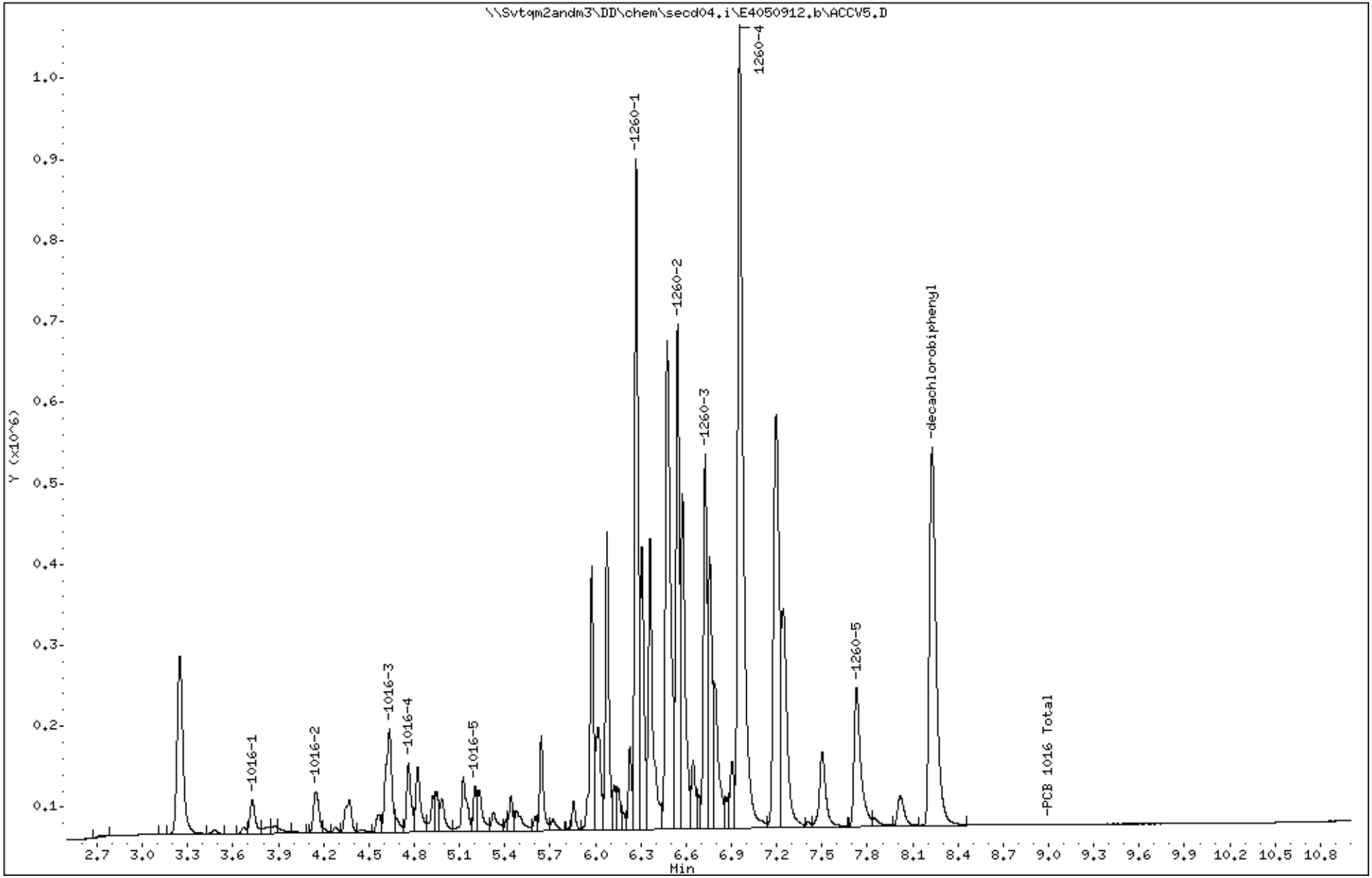

2680

3505892

Data File: \\Svtqm2andm3\DD\chem\secd04.i\E4050912.b\892-01.D
Report Date: 14-May-2012 07:43

PEL Laboratories, Inc.

METHOD 8082

Data file : \\Svtqm2andm3\DD\chem\secd04.i\E4050912.b\892-01.D
Lab Smp Id: 350589201 Client Smp ID: EPAFMC-SD-30
Inj Date : 09-MAY-2012 23:28
Operator : RO Inst ID: secd04.i
Smp Info : a350589201
Misc Info :
Comment :
Method : \\Svtqm2andm3\DD\chem\secd04.i\E4050912.b\8082A.m
Meth Date : 14-May-2012 07:42 cabadia Quant Type: ESTD
Cal Date : 19-MAR-2012 11:19 Cal File: ACAL1.D
Als bottle: 46
Dil Factor: 1.00000
Integrator: Falcon Compound Sublist: pall.sub
Target Version: 4.14

Concentration Formula: Amt * DF * (Vf/((Ws*(1-(M/100)))/1000)) * CpndVariable

Name	Value	Description
DF	1.000	Dilution Factor
Vf	10.000	final vol.of extract
Ws	33.740	weight of sample extracted (g)
M	15.600	% moisture
Cpnd Variable		Local Compound Variable

Compounds	RT	EXP RT	DLT RT	RESPONSE	CONCENTRATIONS ON-COLUMN (ug/ml)	CONCENTRATIONS FINAL (ug/Kg)
$ 45 decachlorobiphenyl	8.226	8.228	-0.002	2532769	0.09422	33.1

Data File: \\Svtqm2andm3\DD\chem\secd04.i\E4050912.b\892-01.D
Date : 09-MAY-2012 23:28
Client ID: EPAFMC-SD-30
Sample Info: a350589201

Instrument: secd04.i

Operator: RO

Column phase: STX-CLP1

Column diameter: 0.32

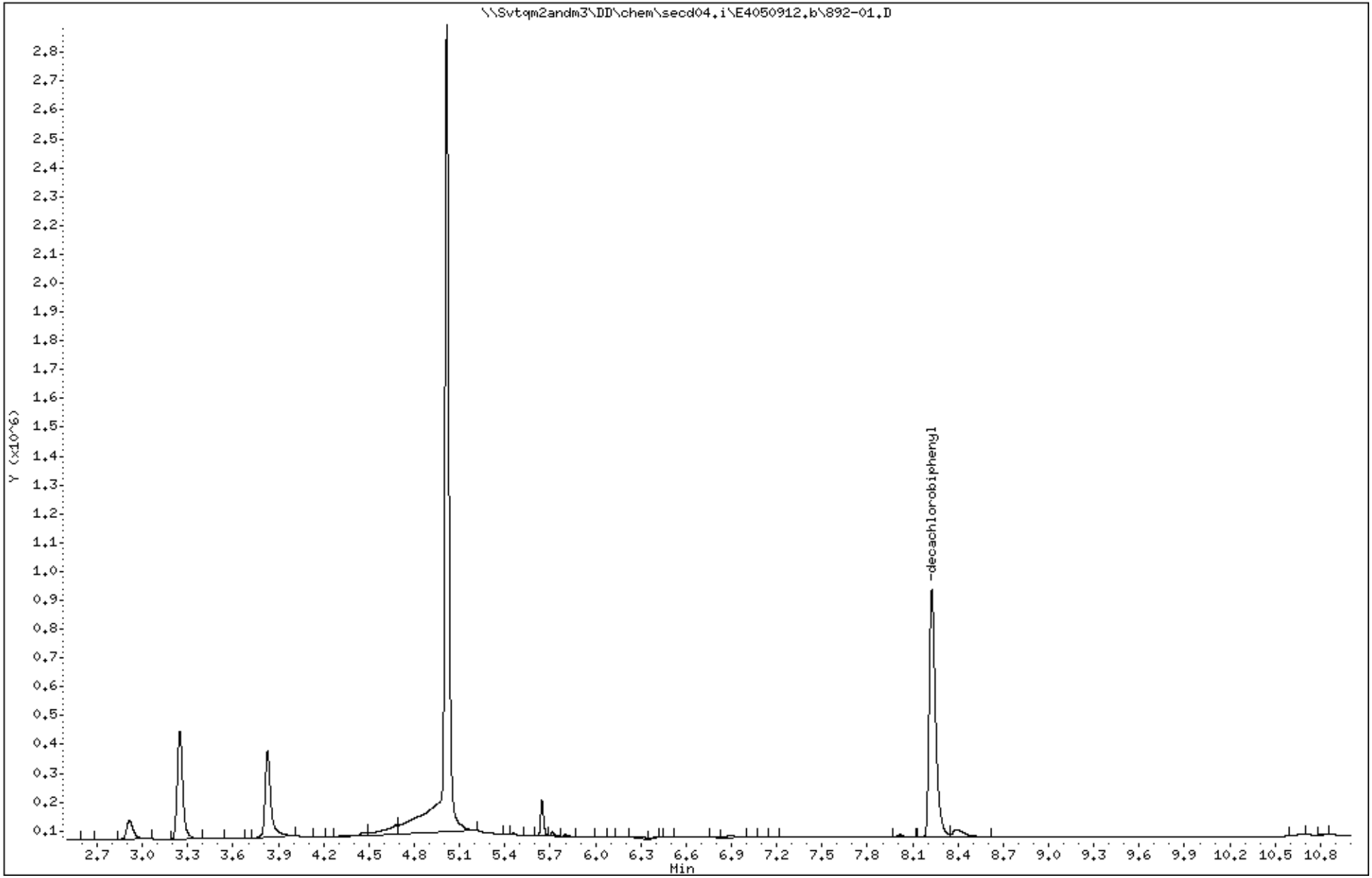

2682

3505892

Data File: \\Svtqm2andm3\DD\chem\secd04.i\E4050912.b\ACCV6.D
Report Date: 14-May-2012 07:43

PEL Laboratories, Inc.

METHOD 8082

Data file : \\Svtqm2andm3\DD\chem\secd04.i\E4050912.b\ACCV6.D
Lab Smp Id: 45865 Client Smp ID: ACCV6
Inj Date : 09-MAY-2012 23:58
Operator : RO Inst ID: secd04.i
Smp Info : 45865
Misc Info :
Comment :
Method : \\Svtqm2andm3\DD\chem\secd04.i\E4050912.b\8082A.m
Meth Date : 14-May-2012 07:42 cabadia Quant Type: ESTD
Cal Date : 19-MAR-2012 11:19 Cal File: ACAL1.D
Als bottle: 48 Continuing Calibration Sample
Dil Factor: 1.00000
Integrator: Falcon Compound Sublist: 10161260.sub
Target Version: 4.14
Processing Host: WCHEM1

Concentration Formula: Amt * DF * (1/(Vo/1000)*Vf) * CpndVariable

Name	Value	Description
DF	1.000	Dilution Factor
Vo	1000.000	Volume of sample extracted (mL)
Vf	10.000	final vol. of extract
Cpnd Variable		Local Compound Variable

	Compounds	RT	EXP RT	DLT RT	RESPONSE	AMOUNTS CAL-AMT (ug/ml)	AMOUNTS ON-COL (ug/ml)
	1 1016-1	3.725	3.725	0.000	106842	0.10000	0.10(M)
	2 1016-2	4.147	4.147	0.000	140463	0.10000	0.12(M)
	3 1016-3	4.635	4.635	0.000	368624	0.10000	0.10(M)
	4 1016-4	4.761	4.761	0.000	182852	0.10000	0.11(M)
	5 1016-5	5.201	5.201	0.000	94264	0.10000	0.096(M)
M	6 PCB 1016 Total				893045	0.50000	0.53
	7 1260-1	6.267	6.267	0.000	1404287	0.10000	0.096(M)
	8 1260-2	6.542	6.542	0.000	1018330	0.10000	0.10(M)
	9 1260-3	6.724	6.724	0.000	741129	0.10000	0.095(M)
	10 1260-4	6.951	6.951	0.000	2532360	0.10000	0.11(M)
	11 1260-5	7.727	7.727	0.000	569760	0.10000	0.12(M)
M	12 PCB 1260 Total				6265866	0.50000	0.52
$	45 decachlorobiphenyl	8.228	8.228	0.000	1480571	0.05000	0.055(M)

QC Flag Legend

M - Compound response manually integrated.

Data File: \\Svtqm2andm3\DD\chem\secd04.i\E4050912.b\ACCV6.D
Date : 09-MAY-2012 23:58
Client ID: ACCV6
Sample Info: 45865
Volume Injected (uL): 5.0
Column phase: STX-CLP1

Instrument: secd04.i
Operator: RO
Column diameter: 0.32

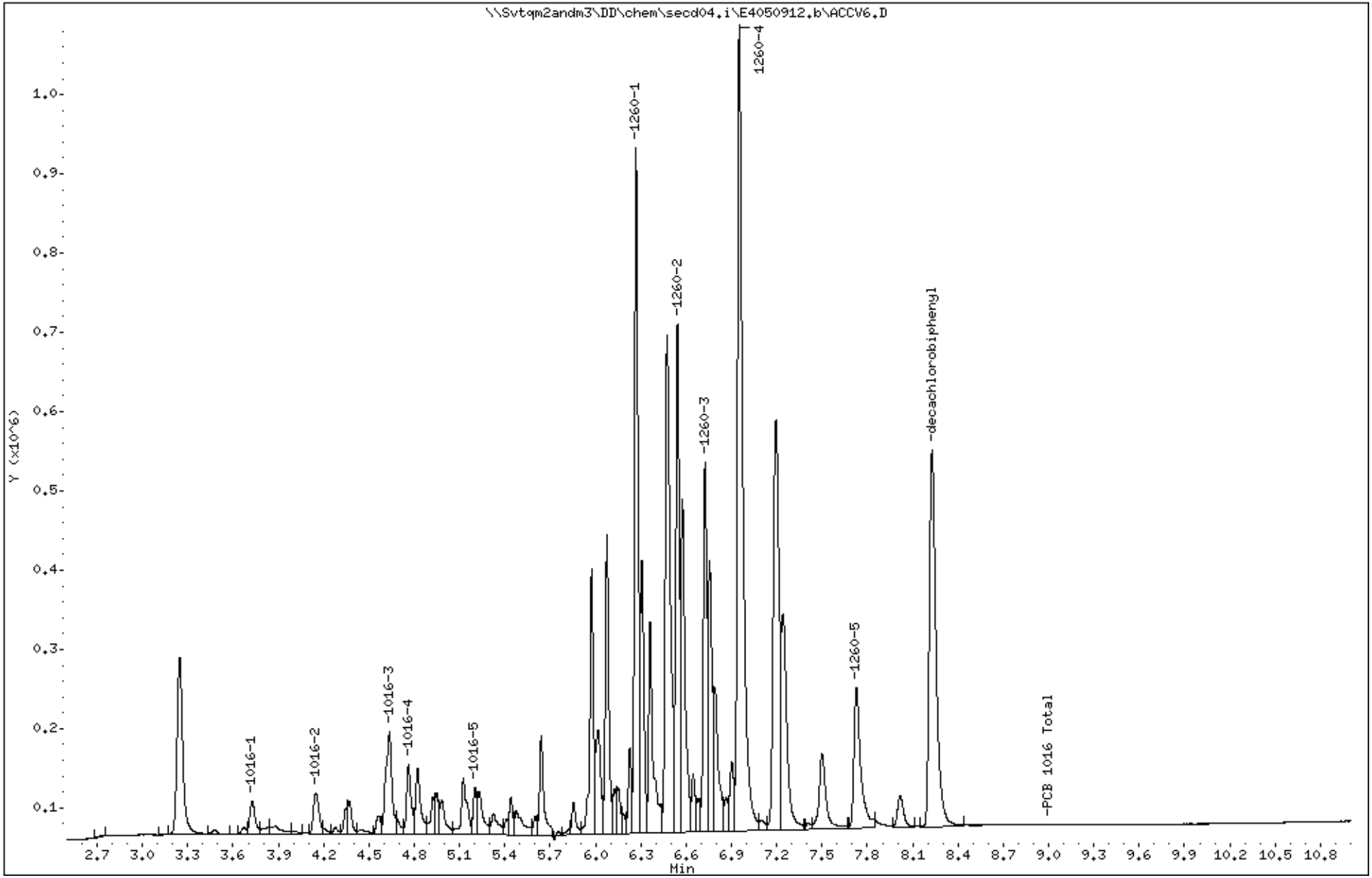

2684

3505892

Raw Data Inorganics/Metals

Spectrum Analytical, Inc. Florida Division

Prepared by: JB/GC
Balance ID: NA
Filter Lot: NA
LCS/MS/SD Spike amount: 1.00 mL Each
Water Bath Temperature: 95 °C
Dig Tube: 1202052

Date Prepared: 5/3/12
Majors Spike: MET# 44322
Minors Spike: MET# 45240
Pipette(s) Used for spikes: P2
Thermometer ID: 289366
Glass Beads: NA

Reagents: PM# TEG.C 05/4/12
HNO_3 ~~3 mL~~ 45139
HCl ~~2.5 mL~~ 45535
H_2O_2 N/A TEG.C 05/4/12

Method (Circle one)
Water: 3010A = ICP
3005A = ICP
3020A Mod = Furnace
3020A Sb Mod = Furnace
Soil: 3050B = ICP or Furnace
ILMO5.2 = CLP

PREP ID # 0503120
Start Time 8:23 Stop Time: 10:00 AM

6010 W

	Container #	Sample ID	ID	Initial Weight (g) or Volume (mL) 3 SigFig	Final volume (mL)	Comment or Notification:	Pilot Batch # : 9314
		Blk 0503120	BLK	50	50.0 mL		Pilot# 129086
		LCS	LCS				Pilot# 87
		LCSD	LCSD				Pilot# 88
1	7	3505892 02				IV 5/14	
1			MS				Pilot# 89
1			SD				Pilot# 90
2	5	03					
3	7	04					
4	1	05					
5	4	3505888 06				IV 5/7	
6	1	3505905 03				III 5/23 PT Study	
7		04					
8		09					
9		12					
10	11	3505950 02				AFCEE 5/14	
11	14	03					
12		04					
13		05					
14	3	3505951 01				II 5/8	
15		02					
16		03					
17		04					
18		05					
19							
20		5/3/12 JB					

Spectrum Analytical, Inc. Florida Division

Prepared by: GC, DT
Balance ID: Met 1
Filter Lot: NA
LCS/MS/SD Spike amount: 1.00 mL Each
Water Bath Temperature: 95 °C
Dig Tube: 1202052

Date Prepared: 05/01/12
Majors Spike: MET# 44322
Minors Spike: MET# 45240
Pipette(s) Used for spikes: P2
Thermometer ID: 289366
Glass Beads: 33394

Reagents: PM#
HNO_3 45139
HCl 45535
H_2O_2 45964

Method (Circle one)
Water: 3010A = ICP
3005A = ICP
3020A Mod = Furnace
3020A Sb Mod = Furnace
Soil: 3050B = ICP or Furnace
ILMO5.2 = CLP

PREP ID # 050112 A
Start Time: 8:56 Stop Time: 10:42

6010 S

	Container #	Sample ID	ID	Initial Weight (g) or Volume (mL) 3 SigFig	Final volume (mL)	Comment or Notification:	Pilot Batch # : 9274
		BLK 050112A	BLK	.502	50.0 mL		Pilot# 128613
		LCS	LCS	.515			Pilot# 14
		LCSD	LCSD	.513			Pilot# 15
1	5	3505888 01		.6639		05/07 IV	
1			MS	~~.702~~	TE G.C	05/01/12 0.635	Pilot# 16
1			SD	~~.859~~	TE G.C	050112 0.599	Pilot# 17
2		02		.860			
3		03		.907			
4	6	04		.722			
5		05		.720			
6	2	3505892 01		.949		05/14 IV	
7							
8							
9							
10							
11							
12							
13							
14							
15							
16							
17							
18							
19							
20							

5/1/12 JB

Sequence No.: 1
Sample ID: STD1-Blank
Analyst:
Logged In Analyst (Original) : inorg
Initial Sample Wt:
Dilution:

Autosampler Location: 1
Date Collected: 5/4/2012 10:56:19 AM
Data Type: Reprocessed on 5/4/2012 12:24:49 PM

Initial Sample Vol:
Sample Prep Vol:

Mean Data: STD1-Blank

Analyte	Mean Corrected Intensity	Std.Dev.	RSD	Conc.	Calib Units
Sc Radial	284784.8	3623.27	1.27%	100	%
Sc 361.383	2460801.3	18550.66	0.75%	100	%
Ag 328.068†	-94.3	38.67	41.01%	[0.00]	ug/L
Al 308.215†	184.3	9.51	5.16%	[0.00]	ug/L
As 188.979†	-13.6	1.15	8.45%	[0.00]	ug/L
Ba 233.527†	-16.9	2.27	13.43%	[0.00]	ug/L
Be 234.861†	-191.1	2.68	1.40%	[0.00]	ug/L
Ca 315.887†	-446.4	6.50	1.46%	[0.00]	ug/L
Cd 226.502†	-27.1	0.78	2.87%	[0.00]	ug/L
Co 228.616†	-95.7	3.79	3.96%	[0.00]	ug/L
Cr 267.716†	82.7	3.04	3.68%	[0.00]	ug/L
Cu 324.752†	3776.6	61.44	1.63%	[0.00]	ug/L
Fe 259.939†	271.4	4.79	1.77%	[0.00]	ug/L
K 766.490†	-1875.0	43.32	2.31%	[0.00]	ug/L
Mg 279.077†	66.9	4.02	6.01%	[0.00]	ug/L
Mn 257.610†	277.7	12.31	4.43%	[0.00]	ug/L
Mo 202.031†	-17.9	1.49	8.31%	[0.00]	ug/L
Na 589.592†	519.5	76.28	14.68%	[0.00]	ug/L
Ni 231.604†	-87.7	2.75	3.14%	[0.00]	ug/L
Pb 220.353†	21.7	2.22	10.24%	[0.00]	ug/L
Sb 206.836†	23.5	3.66	15.55%	[0.00]	ug/L
Se 196.026†	-7.3	4.89	66.49%	[0.00]	ug/L
Sn 189.927†	-17.4	4.39	25.19%	[0.00]	ug/L
Sr 421.552†	36.6	10.97	29.95%	[0.00]	ug/L
Ti 334.940†	-416.7	19.38	4.65%	[0.00]	ug/L
Tl 190.801†	-17.8	1.41	7.92%	[0.00]	ug/L
V 292.402†	11.4	3.28	28.79%	[0.00]	ug/L
Zn 206.200†	3.0	0.95	31.29%	[0.00]	ug/L

==========

Sequence No.: 2
Sample ID: Calib Std 1Maj
Analyst:
Logged In Analyst (Original) : inorg
Initial Sample Wt:
Dilution:

Autosampler Location: 14
Date Collected: 5/4/2012 11:02:28 AM
Data Type: Reprocessed on 5/4/2012 12:25:19 PM

Initial Sample Vol:
Sample Prep Vol:

Mean Data: Calib Std 1Maj

Analyte	Mean Corrected Intensity	Std.Dev.	RSD	Calib Conc.	Calib Units
Sc Radial	278991.2	2042.60	0.73%	98.0	%
Sc 361.383	2410885.4	46507.51	1.93%	98.0	%
Al 308.215†	47.6	7.49	15.75%	[25]	ug/L
Ba 233.527†	36.8	1.25	3.40%	[0.5]	ug/L
Be 234.861†	75.1	4.00	5.33%	[0.5]	ug/L
Ca 315.887†	240.1	4.13	1.72%	[25]	ug/L
Cd 226.502†	2.3	0.69	29.79%	[0.5]	ug/L
Co 228.616†	1.6	7.31	443.90%	[0.5]	ug/L
Fe 259.939†	505.0	8.51	1.69%	[40]	ug/L
K 766.490†	229.4	22.81	9.94%	[25]	ug/L
Mg 279.077†	242.2	11.18	4.62%	[25]	ug/L
Na 589.592†	341.5	2.20	0.64%	[25]	ug/L
Sr 421.552†	279.9	15.61	5.58%	[0.4]	ug/L
Ti 334.940†	203.9	26.52	13.01%	[0.4]	ug/L
V 292.402†	25.4	3.87	15.26%	[0.5]	ug/L

Sequence No.: 3
Sample ID: Calib Std 1
Analyst:
Logged In Analyst (Original) : inorg
Initial Sample Wt:
Dilution:

Autosampler Location: 2
Date Collected: 5/4/2012 11:08:38 AM
Data Type: Reprocessed on 5/4/2012 12:25:20 PM

Initial Sample Vol:
Sample Prep Vol:

Mean Data: Calib Std 1

Analyte	Mean Corrected Intensity	Std.Dev.	RSD	Conc.	Calib Units
Sc Radial	285791.6	1517.36	0.53%	100	%
Sc 361.383	2462839.9	18314.45	0.74%	100	%
Ag 328.068†	603.5	47.09	7.80%	[5]	ug/L
Al 308.215†	382.8	7.82	2.04%	[250]	ug/L
As 188.979†	5.0	1.86	36.93%	[5]	ug/L
Ba 233.527†	387.2	2.98	0.77%	[5]	ug/L
Be 234.861†	776.7	5.26	0.68%	[5]	ug/L
Ca 315.887†	1755.7	5.32	0.30%	[250]	ug/L
Cd 226.502†	28.0	2.51	8.95%	[5]	ug/L
Co 228.616†	85.0	5.18	6.10%	[5]	ug/L
Cr 267.716†	152.9	3.78	2.48%	[5]	ug/L
Cu 324.752†	1301.3	83.16	6.39%	[5]	ug/L
Fe 259.939†	4836.4	27.15	0.56%	[400]	ug/L
K 766.490†	1127.9	16.74	1.48%	[250]	ug/L
Mg 279.077†	2231.7	19.59	0.88%	[250]	ug/L
Mn 257.610†	2135.9	25.31	1.18%	[5]	ug/L
Mo 202.031†	11.6	1.61	13.94%	[5]	ug/L
Na 589.592†	2346.1	21.88	0.93%	[250]	ug/L
Ni 231.604†	42.7	3.11	7.28%	[5]	ug/L
Pb 220.353†	10.8	2.19	20.23%	[5]	ug/L
Sb 206.836†	11.0	4.01	36.46%	[5]	ug/L
Se 196.026†	0.1	2.20	>999.9%	[5]	ug/L
Sn 189.927†	2.5	3.15	128.54%	[4]	ug/L
Sr 421.552†	2359.3	17.66	0.75%	[4]	ug/L
Ti 334.940†	2065.6	44.64	2.16%	[4]	ug/L
Tl 190.801†	4.3	2.48	58.25%	[5]	ug/L
V 292.402†	211.2	4.09	1.94%	[5]	ug/L
Zn 206.200†	43.9	3.49	7.94%	[5]	ug/L

Sequence No.: 4
Sample ID: Calib Std 2
Analyst:
Logged In Analyst (Original) : inorg
Initial Sample Wt:
Dilution:

Autosampler Location: 3
Date Collected: 5/4/2012 11:14:47 AM
Data Type: Reprocessed on 5/4/2012 12:25:21 PM

Initial Sample Vol:
Sample Prep Vol:

Mean Data: Calib Std 2

Analyte	Mean Corrected Intensity	Std.Dev.	RSD	Conc.	Calib Units
Sc Radial	274472.6	1381.72	0.50%	96.4	%
Sc 361.383	2359923.7	45713.32	1.94%	95.9	%
Ag 328.068†	6617.4	101.46	1.53%	[50]	ug/L
Al 308.215†	4073.7	53.81	1.32%	[2500]	ug/L
As 188.979†	40.8	6.22	15.26%	[50]	ug/L
Ba 233.527†	4073.8	120.57	2.96%	[50]	ug/L
Be 234.861†	8448.7	207.27	2.45%	[50]	ug/L
Ca 315.887†	18007.4	18.01	0.10%	[2500]	ug/L
Cd 226.502†	302.9	5.92	1.95%	[50]	ug/L
Co 228.616†	980.4	21.97	2.24%	[50]	ug/L
Cr 267.716†	1679.2	40.26	2.40%	[50]	ug/L
Cu 324.752†	13854.1	507.44	3.66%	[50]	ug/L
Fe 259.939†	51132.9	122.26	0.24%	[4000]	ug/L
K 766.490†	10370.1	35.82	0.35%	[2500]	ug/L
Mg 279.077†	23339.1	141.07	0.60%	[2500]	ug/L
Mn 257.610†	21872.9	737.68	3.37%	[50]	ug/L
Mo 202.031†	153.6	5.29	3.44%	[50]	ug/L
Na 589.592†	24300.3	81.38	0.33%	[2500]	ug/L
Ni 231.604†	458.4	5.63	1.23%	[50]	ug/L
Pb 220.353†	76.4	3.86	5.05%	[50]	ug/L
Sb 206.836†	82.4	6.40	7.77%	[50]	ug/L
Se 196.026†	25.9	2.72	10.52%	[50]	ug/L
Sn 189.927†	50.5	1.00	1.97%	[40]	ug/L
Sr 421.552†	24805.9	143.84	0.58%	[40]	ug/L
Ti 334.940†	21623.6	482.87	2.23%	[40]	ug/L
Tl 190.801†	54.5	3.92	7.20%	[50]	ug/L
V 292.402†	2221.1	16.55	0.75%	[50]	ug/L
Zn 206.200†	457.5	6.15	1.34%	[50]	ug/L

Sequence No.: 5
Sample ID: Calib Std 3
Analyst:
Logged In Analyst (Original) : inorg
Initial Sample Wt:
Dilution:

Autosampler Location: 4
Date Collected: 5/4/2012 11:20:05 AM
Data Type: Reprocessed on 5/4/2012 12:25:22 PM

Initial Sample Vol:
Sample Prep Vol:

Mean Data: Calib Std 3

Analyte	Mean Corrected Intensity	Std.Dev.	RSD	Conc.	Calib Units
Sc Radial	279858.5	2987.39	1.07%	98.3	%
Sc 361.383	2373893.0	32958.79	1.39%	96.5	%
Ag 328.068†	67404.4	1522.72	2.26%	[500]	ug/L
Al 308.215†	40857.0	94.41	0.23%	[25000]	ug/L
As 188.979†	422.0	6.45	1.53%	[500]	ug/L
Ba 233.527†	39547.1	721.93	1.83%	[500]	ug/L
Be 234.861†	86664.8	1849.83	2.13%	[500]	ug/L
Ca 315.887†	179150.1	1223.74	0.68%	[25000]	ug/L
Cd 226.502†	2966.3	32.07	1.08%	[500]	ug/L
Co 228.616†	9445.6	172.95	1.83%	[500]	ug/L
Cr 267.716†	16269.7	343.84	2.11%	[500]	ug/L
Cu 324.752†	139081.8	2581.04	1.86%	[500]	ug/L
Fe 259.939†	499067.1	3766.12	0.75%	[40000]	ug/L
K 766.490†	104837.2	703.04	0.67%	[25000]	ug/L
Mg 279.077†	230350.7	2326.52	1.01%	[25000]	ug/L
Mn 257.610†	212968.2	3661.77	1.72%	[500]	ug/L
Mo 202.031†	1551.5	19.02	1.23%	[500]	ug/L
Na 589.592†	242599.6	1545.62	0.64%	[25000]	ug/L
Ni 231.604†	4441.8	55.59	1.25%	[500]	ug/L
Pb 220.353†	746.8	3.75	0.50%	[500]	ug/L
Sb 206.836†	752.1	12.72	1.69%	[500]	ug/L
Se 196.026†	267.7	2.37	0.89%	[500]	ug/L
Sn 189.927†	508.7	8.95	1.76%	[400]	ug/L
Sr 421.552†	244149.7	1783.32	0.73%	[400]	ug/L
Ti 334.940†	215252.2	3319.78	1.54%	[400]	ug/L
Tl 190.801†	529.7	5.10	0.96%	[500]	ug/L
V 292.402†	22132.6	467.26	2.11%	[500]	ug/L
Zn 206.200†	4479.3	49.26	1.10%	[500]	ug/L

Sequence No.: 6
Sample ID: Calib Std 4
Analyst:
Logged In Analyst (Original) : inorg
Initial Sample Wt:
Dilution:

Autosampler Location: 9
Date Collected: 5/4/2012 11:25:18 AM
Data Type: Reprocessed on 5/4/2012 12:25:23 PM

Initial Sample Vol:
Sample Prep Vol:

Mean Data: Calib Std 4

Analyte	Mean Corrected Intensity	Std.Dev.	RSD	Calib Conc.	Calib Units
Sc Radial	263869.8	1290.35	0.49%	92.7	%
Sc 361.383	2204967.4	4824.94	0.22%	89.6	%
Al 308.215†	422152.2	671.30	0.16%	[250000]	ug/L
As 188.979†	4226.0	21.44	0.51%	[5000]	ug/L
Ba 233.527†	376686.3	925.60	0.25%	[5000]	ug/L
Be 234.861†	874531.2	2839.13	0.32%	[5000]	ug/L
Ca 315.887†	1795955.0	6149.09	0.34%	[250000]	ug/L
Cd 226.502†	27099.9	244.66	0.90%	[5000]	ug/L
Co 228.616†	87058.9	547.45	0.63%	[5000]	ug/L
Cr 267.716†	155490.0	648.35	0.42%	[5000]	ug/L
Cu 324.752†	1451149.9	1202.33	0.08%	[5000]	ug/L
Fe 259.939†	4583382.5	25241.67	0.55%	[400000]	ug/L
K 766.490†	1129151.3	2615.83	0.23%	[250000]	ug/L
Mg 279.077†	2205349.1	6686.92	0.30%	[250000]	ug/L
Mn 257.610†	1970635.7	2175.33	0.11%	[5000]	ug/L
Mo 202.031†	14758.1	154.88	1.05%	[5000]	ug/L
Na 589.592†	2487793.8	5707.80	0.23%	[250000]	ug/L
Ni 231.604†	40321.2	407.88	1.01%	[5000]	ug/L
Pb 220.353†	6741.7	25.53	0.38%	[5000]	ug/L
Sb 206.836†	7227.0	46.42	0.64%	[5000]	ug/L
Se 196.026†	2689.9	18.89	0.70%	[5000]	ug/L
Sn 189.927†	4918.0	38.22	0.78%	[4000]	ug/L
Sr 421.552†	2397091.3	8497.17	0.35%	[4000]	ug/L
Ti 334.940†	2096968.1	312.46	0.01%	[4000]	ug/L
Tl 190.801†	4677.6	36.92	0.79%	[5000]	ug/L
V 292.402†	216272.2	1484.77	0.69%	[5000]	ug/L
Zn 206.200†	41199.5	309.84	0.75%	[5000]	ug/L

Calibration Summary

Analyte	Stds.	Equation	Intercept	Slope	Curvature	Corr. Coef.	Reslope
Ag 328.068	3	Wt. Lin	-68.6	134.4	0.00000	0.999988	
Al 308.215	5	Wt. Lin	6.9	1.616	0.00000	0.999066	
As 188.979	4	Wt. Lin	0.9	0.8293	0.00000	0.999629	
Ba 233.527	5	Wt. Lin	-2.4	78.48	0.00000	0.999574	
Be 234.861	5	Wt. Lin	-10.0	169.0	0.00000	0.999116	
Ca 315.887	5	Wt. Lin	62.3	7.082	0.00000	0.999678	
Cd 226.502	5	Wt. Lin	-0.6	5.786	0.00000	0.999050	
Co 228.616	5	Wt. Lin	-7.7	18.65	0.00000	0.998919	
Cr 267.716	4	Wt. Lin	-8.6	32.43	0.00000	0.999391	
Cu 324.752	4	Wt. Lin	-114.6	282.8	0.00000	0.999805	
Fe 259.939	5	Wt. Lin	16.9	12.19	0.00000	0.999125	
K 766.490	5	Wt. Lin	123.6	4.210	0.00000	0.998925	
Mg 279.077	5	Wt. Lin	15.2	9.062	0.00000	0.999692	
Mn 257.610	4	Wt. Lin	54.6	418.1	0.00000	0.999001	
Mo 202.031	4	Wt. Lin	-3.7	3.067	0.00000	0.999594	
Na 589.592	5	Wt. Lin	100.1	9.594	0.00000	0.999251	
Ni 231.604	4	Wt. Lin	-0.5	8.692	0.00000	0.998409	
Pb 220.353	4	Wt. Lin	3.7	1.429	0.00000	0.999067	
Sb 206.836	4	Wt. Lin	3.5	1.504	0.00000	0.999269	
Se 196.026	4	Wt. Lin	-2.7	0.5495	0.00000	0.999603	
Sn 189.927	4	Wt. Lin	-2.6	1.278	0.00000	0.999456	
Sr 421.552	5	Wt. Lin	38.0	602.8	0.00000	0.999692	
Ti 334.940	5	Wt. Lin	-8.9	530.7	0.00000	0.999837	
Tl 190.801	4	Wt. Lin	-0.9	1.032	0.00000	0.997331	
V 292.402	5	Wt. Lin	3.6	43.39	0.00000	0.999636	
Zn 206.200	4	Wt. Lin	0.2	8.768	0.00000	0.998928	

Sequence No.: 7 **Autosampler Location: 6**
Sample ID: ICV **Date Collected: 5/4/2012 11:36:11 AM**
Analyst: **Data Type: Reprocessed on 5/4/2012 12:25:24 PM**
Logged In Analyst (Original) : inorg
Initial Sample Wt: **Initial Sample Vol:**
Dilution: **Sample Prep Vol:**

Mean Data: ICV

Analyte	Mean Corrected Intensity	Calib. Conc.	Units	Std.Dev.	Sample Conc.	Units	Std.Dev.	RSD
Sc Radial	277547.9	97.5	%	0.62				0.63%
Sc 361.383	2415779.0	98.2	%	0.57				0.58%
Ag 328.068†	20685.0	155	ug/L	1.0	155	ug/L	1.0	0.67%
QC value within limits for Ag 328.068 Recovery = 97.05%								
Al 308.215†	64825.3	40100	ug/L	101.5	40100	ug/L	101.5	0.25%
QC value within limits for Al 308.215 Recovery = 100.29%								
As 188.979†	334.7	408	ug/L	5.4	408	ug/L	5.4	1.32%
QC value within limits for As 188.979 Recovery = 102.09%								
Ba 233.527†	91957.3	1170	ug/L	6.0	1170	ug/L	6.0	0.51%
QC value within limits for Ba 233.527 Recovery = 97.56%								
Be 234.861†	70516.4	420	ug/L	4.8	420	ug/L	4.8	1.14%
QC value within limits for Be 234.861 Recovery = 105.07%								
Ca 315.887†	285888.8	40400	ug/L	24.9	40400	ug/L	24.9	0.06%
QC value within limits for Ca 315.887 Recovery = 100.90%								
Cd 226.502†	2348.6	401	ug/L	5.1	401	ug/L	5.1	1.28%
QC value within limits for Cd 226.502 Recovery = 100.27%								
Co 228.616†	7429.6	397	ug/L	0.5	397	ug/L	0.5	0.12%
QC value within limits for Co 228.616 Recovery = 99.17%								
Cr 267.716†	12893.0	398	ug/L	2.5	398	ug/L	2.5	0.64%
QC value within limits for Cr 267.716 Recovery = 99.50%								
Cu 324.752†	111570.1	394	ug/L	3.4	394	ug/L	3.4	0.87%
QC value within limits for Cu 324.752 Recovery = 98.48%								
Fe 259.939†	496739.7	40700	ug/L	89.5	40700	ug/L	89.5	0.22%
QC value within limits for Fe 259.939 Recovery = 101.85%								
K 766.490†	170406.0	40400	ug/L	4.7	40400	ug/L	4.7	0.01%
QC value within limits for K 766.490 Recovery = 101.11%								
Mg 279.077†	365979.4	40400	ug/L	313.3	40400	ug/L	313.3	0.78%
QC value within limits for Mg 279.077 Recovery = 100.97%								
Mn 257.610†	170933.3	408	ug/L	4.2	408	ug/L	4.2	1.03%
QC value within limits for Mn 257.610 Recovery = 102.10%								
Mo 202.031†	1244.5	409	ug/L	3.7	409	ug/L	3.7	0.91%
QC value within limits for Mo 202.031 Recovery = 102.14%								
Na 589.592†	387990.6	40400	ug/L	23.0	40400	ug/L	23.0	0.06%
QC value within limits for Na 589.592 Recovery = 101.08%								
Ni 231.604†	3525.4	405	ug/L	3.7	405	ug/L	3.7	0.91%
QC value within limits for Ni 231.604 Recovery = 101.19%								
Pb 220.353†	584.4	407	ug/L	5.4	407	ug/L	5.4	1.33%
QC value within limits for Pb 220.353 Recovery = 101.87%								
Sb 206.836†	586.4	384	ug/L	2.8	384	ug/L	2.8	0.74%
QC value within limits for Sb 206.836 Recovery = 95.88%								
Se 196.026†	209.5	389	ug/L	5.9	389	ug/L	5.9	1.52%
QC value within limits for Se 196.026 Recovery = 97.32%								
Sn 189.927†	517.6	412	ug/L	0.7	412	ug/L	0.7	0.17%
QC value within limits for Sn 189.927 Recovery = 102.93%								
Sr 421.552†	240831.8	399	ug/L	0.7	399	ug/L	0.7	0.18%
QC value within limits for Sr 421.552 Recovery = 99.87%								
Ti 334.940†	220580.6	416	ug/L	4.2	416	ug/L	4.2	1.02%
QC value within limits for Ti 334.940 Recovery = 103.91%								
Tl 190.801†	416.8	402	ug/L	1.6	402	ug/L	1.6	0.41%
QC value within limits for Tl 190.801 Recovery = 100.60%								
V 292.402†	17721.9	408	ug/L	4.9	408	ug/L	4.9	1.19%
QC value within limits for V 292.402 Recovery = 101.97%								
Zn 206.200†	3573.6	407	ug/L	1.7	407	ug/L	1.7	0.41%
QC value within limits for Zn 206.200 Recovery = 101.87%								

All analyte(s) passed QC.

Sequence No.: 8 **Autosampler Location: 1**
Sample ID: ICB **Date Collected: 5/4/2012 11:45:30 AM**
Analyst: **Data Type: Reprocessed on 5/4/2012 12:25:34 PM**
Logged In Analyst (Original) : inorg
Initial Sample Wt: **Initial Sample Vol:**
Dilution: **Sample Prep Vol:**

Mean Data: ICB

Analyte	Mean Corrected Intensity	Calib. Conc.	Units	Std.Dev.	Sample Conc.	Units	Std.Dev.	RSD
Sc Radial	280335.8	98.4	%	0.35				0.35%
Sc 361.383	2468287.2	100	%	0.2				0.23%
Ag 328.068†	-15.4	0.396	ug/L	0.0494	0.396	ug/L	0.0494	12.46%
QC value within limits for Ag 328.068 Recovery = Not calculated								
Al 308.215†	17.9	6.81	ug/L	1.662	6.81	ug/L	1.662	24.40%
QC value within limits for Al 308.215 Recovery = Not calculated								
As 188.979†	1.9	1.19	ug/L	2.053	1.19	ug/L	2.053	173.09%
QC value within limits for As 188.979 Recovery = Not calculated								
Ba 233.527†	13.4	0.202	ug/L	0.0565	0.202	ug/L	0.0565	27.95%
QC value within limits for Ba 233.527 Recovery = Not calculated								
Be 234.861†	22.6	0.194	ug/L	0.0128	0.194	ug/L	0.0128	6.59%
QC value within limits for Be 234.861 Recovery = Not calculated								
Ca 315.887†	61.2	-0.158	ug/L	1.4311	-0.158	ug/L	1.4311	907.42%
QC value within limits for Ca 315.887 Recovery = Not calculated								
Cd 226.502†	-0.8	-0.047	ug/L	0.2192	-0.047	ug/L	0.2192	468.83%
QC value within limits for Cd 226.502 Recovery = Not calculated								
Co 228.616†	0.4	0.431	ug/L	0.0820	0.431	ug/L	0.0820	19.02%
QC value within limits for Co 228.616 Recovery = Not calculated								
Cr 267.716†	7.1	0.485	ug/L	0.1479	0.485	ug/L	0.1479	30.49%
QC value within limits for Cr 267.716 Recovery = Not calculated								
Cu 324.752†	311.4	1.50	ug/L	0.206	1.50	ug/L	0.206	13.66%
QC value within limits for Cu 324.752 Recovery = Not calculated								
Fe 259.939†	183.4	13.6	ug/L	0.87	13.6	ug/L	0.87	6.37%
QC value within limits for Fe 259.939 Recovery = Not calculated								
K 766.490†	-4.5	-30.4	ug/L	14.73	-30.4	ug/L	14.73	48.41%
QC value within limits for K 766.490 Recovery = Not calculated								
Mg 279.077†	78.4	6.98	ug/L	1.234	6.98	ug/L	1.234	17.68%
QC value within limits for Mg 279.077 Recovery = Not calculated								
Mn 257.610†	51.5	-0.007	ug/L	0.0115	-0.007	ug/L	0.0115	154.06%
QC value within limits for Mn 257.610 Recovery = Not calculated								
Mo 202.031†	1.9	1.83	ug/L	0.987	1.83	ug/L	0.987	54.04%
QC value within limits for Mo 202.031 Recovery = Not calculated								
Na 589.592†	146.8	4.86	ug/L	7.069	4.86	ug/L	7.069	145.39%
QC value within limits for Na 589.592 Recovery = Not calculated								
Ni 231.604†	3.3	0.433	ug/L	0.3598	0.433	ug/L	0.3598	83.04%
QC value within limits for Ni 231.604 Recovery = Not calculated								
Pb 220.353†	-1.1	-3.38	ug/L	2.014	-3.38	ug/L	2.014	59.55%
QC value within limits for Pb 220.353 Recovery = Not calculated								
Sb 206.836†	2.3	-0.833	ug/L	2.6592	-0.833	ug/L	2.6592	319.40%
QC value within limits for Sb 206.836 Recovery = Not calculated								
Se 196.026†	-4.5	-3.24	ug/L	7.596	-3.24	ug/L	7.596	234.62%
QC value within limits for Se 196.026 Recovery = Not calculated								
Sn 189.927†	2.0	3.60	ug/L	2.310	3.60	ug/L	2.310	64.18%
QC value within limits for Sn 189.927 Recovery = Not calculated								
Sr 421.552†	85.5	0.079	ug/L	0.0162	0.079	ug/L	0.0162	20.47%
QC value within limits for Sr 421.552 Recovery = Not calculated								
Ti 334.940†	77.5	0.163	ug/L	0.1303	0.163	ug/L	0.1303	80.06%
QC value within limits for Ti 334.940 Recovery = Not calculated								
Tl 190.801†	2.2	2.93	ug/L	0.513	2.93	ug/L	0.513	17.48%
QC value within limits for Tl 190.801 Recovery = Not calculated								
V 292.402†	1.8	-0.041	ug/L	0.1043	-0.041	ug/L	0.1043	255.10%
QC value within limits for V 292.402 Recovery = Not calculated								
Zn 206.200†	-0.6	-0.100	ug/L	0.4039	-0.100	ug/L	0.4039	404.86%
QC value within limits for Zn 206.200 Recovery = Not calculated								

All analyte(s) passed QC.

Sequence No.: 9 **Autosampler Location: 5**
Sample ID: AFCEE CRI **Date Collected: 5/4/2012 11:51:39 AM**
Analyst: **Data Type: Reprocessed on 5/4/2012 12:25:35 PM**
Logged In Analyst (Original) : inorg
Initial Sample Wt: **Initial Sample Vol:**
Dilution: **Sample Prep Vol:**

Mean Data: AFCEE CRI

Analyte	Mean Corrected Intensity	Calib. Conc.	Units	Std.Dev.	Sample Conc.	Units	Std.Dev.	RSD
Sc Radial	279776.8	98.2	%	1.35				1.37%
Sc 361.383	2442332.5	99.2	%	2.01				2.03%
Ag 328.068†	1261.8	9.90	ug/L	0.312	9.90	ug/L	0.312	3.15%
QC value within limits for Ag 328.068 Recovery = 99.03%								
Al 308.215†	348.0	211	ug/L	3.4	211	ug/L	3.4	1.61%
QC value within limits for Al 308.215 Recovery = 105.60%								
As 188.979†	26.2	30.6	ug/L	2.71	30.6	ug/L	2.71	8.88%
QC value within limits for As 188.979 Recovery = 101.87%								
Ba 233.527†	808.9	10.3	ug/L	0.19	10.3	ug/L	0.19	1.86%
QC value within limits for Ba 233.527 Recovery = 103.37%								
Be 234.861†	695.1	4.18	ug/L	0.045	4.18	ug/L	0.045	1.08%
QC value within limits for Be 234.861 Recovery = 83.54%								
Ca 315.887†	7268.9	1020	ug/L	12.1	1020	ug/L	12.1	1.19%
QC value within limits for Ca 315.887 Recovery = 101.76%								
Cd 226.502†	29.8	5.25	ug/L	0.205	5.25	ug/L	0.205	3.90%
QC value within limits for Cd 226.502 Recovery = 104.97%								
Co 228.616†	188.3	10.5	ug/L	0.18	10.5	ug/L	0.18	1.71%
QC value within limits for Co 228.616 Recovery = 104.89%								
Cr 267.716†	330.4	10.5	ug/L	0.50	10.5	ug/L	0.50	4.74%
QC value within limits for Cr 267.716 Recovery = 104.59%								
Cu 324.752†	2899.1	10.6	ug/L	0.16	10.6	ug/L	0.16	1.53%
QC value within limits for Cu 324.752 Recovery = 106.01%								
Fe 259.939†	739.5	59.3	ug/L	1.52	59.3	ug/L	1.52	2.57%
QC value within limits for Fe 259.939 Recovery = 118.53%								
K 766.490†	4040.4	930	ug/L	42.8	930	ug/L	42.8	4.60%
QC value within limits for K 766.490 Recovery = 93.03%								
Mg 279.077†	9355.6	1030	ug/L	14.3	1030	ug/L	14.3	1.38%
QC value within limits for Mg 279.077 Recovery = 103.08%								
Mn 257.610†	4442.1	10.5	ug/L	0.15	10.5	ug/L	0.15	1.45%
QC value within limits for Mn 257.610 Recovery = 104.92%								
Mo 202.031†	48.7	17.1	ug/L	1.50	17.1	ug/L	1.50	8.79%
QC value within limits for Mo 202.031 Recovery = 113.99%								
Na 589.592†	9838.1	1020	ug/L	16.1	1020	ug/L	16.1	1.59%
QC value within limits for Na 589.592 Recovery = 101.50%								
Ni 231.604†	181.1	20.9	ug/L	0.85	20.9	ug/L	0.85	4.06%
QC value within limits for Ni 231.604 Recovery = 104.28%								
Pb 220.353†	39.4	25.0	ug/L	3.29	25.0	ug/L	3.29	13.14%
QC value within limits for Pb 220.353 Recovery = 100.12%								
Sb 206.836†	79.8	50.6	ug/L	0.99	50.6	ug/L	0.99	1.96%
QC value within limits for Sb 206.836 Recovery = 101.23%								
Se 196.026†	16.0	34.1	ug/L	5.40	34.1	ug/L	5.40	15.81%
QC value within limits for Se 196.026 Recovery = 113.82%								
Sn 189.927†	16.2	14.8	ug/L	1.82	14.8	ug/L	1.82	12.26%
QC value greater than the upper limit for Sn 189.927 Recovery = 148.42%								
Sr 421.552†	3112.3	5.10	ug/L	0.074	5.10	ug/L	0.074	1.46%
QC value within limits for Sr 421.552 Recovery = 102.00%								
Ti 334.940†	2822.3	5.33	ug/L	0.061	5.33	ug/L	0.061	1.15%
QC value within limits for Ti 334.940 Recovery = 106.69%								
Tl 190.801†	62.8	61.6	ug/L	1.81	61.6	ug/L	1.81	2.94%
QC value within limits for Tl 190.801 Recovery = 102.67%								
V 292.402†	453.4	10.4	ug/L	0.48	10.4	ug/L	0.48	4.65%
QC value within limits for V 292.402 Recovery = 103.81%								
Zn 206.200†	183.5	20.9	ug/L	0.23	20.9	ug/L	0.23	1.08%
QC value within limits for Zn 206.200 Recovery = 104.64%								

QC Failed. Continue with analysis.

Sequence No.: 10 **Autosampler Location: 7**
Sample ID: ICSA **Date Collected: 5/4/2012 11:57:54 AM**
Analyst: **Data Type: Reprocessed on 5/4/2012 12:25:36 PM**
Logged In Analyst (Original) : inorg
Initial Sample Wt: **Initial Sample Vol:**
Dilution: **Sample Prep Vol:**

Mean Data: ICSA

Analyte	Mean Corrected Intensity	Calib. Conc.	Units	Std.Dev.	Sample Conc.	Units	Std.Dev.	RSD
Sc Radial	266264.5	93.5	%	0.27				0.29%
Sc 361.383	2267300.5	92.1	%	0.59				0.64%
Ag 328.068†	-657.2	-0.032	ug/L	0.4269	-0.032	ug/L	0.4269	>999.9%
QC value within limits for Ag 328.068 Recovery = Not calculated								
Al 308.215†	414276.3	256000	ug/L	502.5	256000	ug/L	502.5	0.20%
QC value within limits for Al 308.215 Recovery = 102.54%								
As 188.979†	-8.4	6.47	ug/L	6.867	6.47	ug/L	6.867	106.10%
QC value within limits for As 188.979 Recovery = Not calculated								
Ba 233.527†	446.2	-0.153	ug/L	0.1764	-0.153	ug/L	0.1764	115.06%
QC value within limits for Ba 233.527 Recovery = Not calculated								
Be 234.861†	-2638.0	0.103	ug/L	0.6335	0.103	ug/L	0.6335	613.88%
QC value within limits for Be 234.861 Recovery = Not calculated								
Ca 315.887†	1761303.2	249000	ug/L	239.2	249000	ug/L	239.2	0.10%
QC value within limits for Ca 315.887 Recovery = 99.47%								
Cd 226.502†	151.2	-0.080	ug/L	0.1741	-0.080	ug/L	0.1741	217.32%
QC value within limits for Cd 226.502 Recovery = Not calculated								
Co 228.616†	105.9	-0.218	ug/L	0.1080	-0.218	ug/L	0.1080	49.51%
QC value within limits for Co 228.616 Recovery = Not calculated								
Cr 267.716†	0.5	0.064	ug/L	0.0323	0.064	ug/L	0.0323	50.06%
QC value within limits for Cr 267.716 Recovery = Not calculated								
Cu 324.752†	-469.6	-1.26	ug/L	0.156	-1.26	ug/L	0.156	12.38%
QC value within limits for Cu 324.752 Recovery = Not calculated								
Fe 259.939†	2651069.1	217000	ug/L	319.5	217000	ug/L	319.5	0.15%
QC value within limits for Fe 259.939 Recovery = 96.64%								
K 766.490†	-136.9	-61.9	ug/L	11.20	-61.9	ug/L	11.20	18.11%
Mg 279.077†	2305157.0	254000	ug/L	1016.8	254000	ug/L	1016.8	0.40%
QC value within limits for Mg 279.077 Recovery = 101.75%								
Mn 257.610†	626.1	0.062	ug/L	0.0984	0.062	ug/L	0.0984	158.33%
QC value within limits for Mn 257.610 Recovery = Not calculated								
Mo 202.031†	-20.7	2.73	ug/L	0.714	2.73	ug/L	0.714	26.18%
QC value within limits for Mo 202.031 Recovery = Not calculated								
Na 589.592†	253.1	15.9	ug/L	2.84	15.9	ug/L	2.84	17.80%
Ni 231.604†	29.6	-1.10	ug/L	0.121	-1.10	ug/L	0.121	11.03%
QC value within limits for Ni 231.604 Recovery = Not calculated								
Pb 220.353†	-0.9	4.03	ug/L	0.779	4.03	ug/L	0.779	19.31%
QC value within limits for Pb 220.353 Recovery = Not calculated								
Sb 206.836†	13.9	-0.044	ug/L	5.1833	-0.044	ug/L	5.1833	>999.9%
QC value within limits for Sb 206.836 Recovery = Not calculated								
Se 196.026†	-8.0	6.55	ug/L	6.945	6.55	ug/L	6.945	106.06%
QC value within limits for Se 196.026 Recovery = Not calculated								
Sn 189.927†	-16.5	5.48	ug/L	2.806	5.48	ug/L	2.806	51.20%
QC value within limits for Sn 189.927 Recovery = Not calculated								
Sr 421.552†	642.8	1.00	ug/L	0.037	1.00	ug/L	0.037	3.69%
QC value within limits for Sr 421.552 Recovery = Not calculated								
Ti 334.940†	-83.7	-0.141	ug/L	0.0178	-0.141	ug/L	0.0178	12.65%
QC value within limits for Ti 334.940 Recovery = Not calculated								
Tl 190.801†	-5.2	-0.812	ug/L	0.9655	-0.812	ug/L	0.9655	118.94%
QC value within limits for Tl 190.801 Recovery = Not calculated								
V 292.402†	249.5	0.015	ug/L	0.3592	0.015	ug/L	0.3592	>999.9%
QC value within limits for V 292.402 Recovery = Not calculated								
Zn 206.200†	67.7	0.523	ug/L	0.8130	0.523	ug/L	0.8130	155.42%
QC value within limits for Zn 206.200 Recovery = Not calculated								

All analyte(s) passed QC.

Sequence No.: 11 **Autosampler Location: 8**
Sample ID: ICSAB **Date Collected: 5/4/2012 12:03:13 PM**
Analyst: **Data Type: Reprocessed on 5/4/2012 12:25:37 PM**
Logged In Analyst (Original) : inorg
Initial Sample Wt: **Initial Sample Vol:**
Dilution: **Sample Prep Vol:**

Mean Data: ICSAB

Analyte	Mean Corrected Intensity	Calib. Conc.	Units	Std.Dev.	Sample Conc.	Units	Std.Dev.	RSD
Sc Radial	270649.6	95.0	%	0.70				0.74%
Sc 361.383	2289355.9	93.0	%	0.94				1.01%
Ag 328.068†	25876.6	197	ug/L	1.5	197	ug/L	1.5	0.75%
QC value within limits for Ag 328.068 Recovery = 98.69%								
Al 308.215†	405161.8	251000	ug/L	3950.7	251000	ug/L	3950.7	1.58%
QC value within limits for Al 308.215 Recovery = 100.29%								
As 188.979†	74.2	109	ug/L	7.8	109	ug/L	7.8	7.12%
QC value within limits for As 188.979 Recovery = 108.85%								
Ba 233.527†	38606.5	486	ug/L	4.9	486	ug/L	4.9	1.00%
QC value within limits for Ba 233.527 Recovery = 97.24%								
Be 234.861†	84489.1	515	ug/L	6.5	515	ug/L	6.5	1.25%
QC value within limits for Be 234.861 Recovery = 103.09%								
Ca 315.887†	1736609.2	245000	ug/L	3901.8	245000	ug/L	3901.8	1.59%
QC value within limits for Ca 315.887 Recovery = 98.08%								
Cd 226.502†	5521.0	928	ug/L	6.2	928	ug/L	6.2	0.66%
QC value within limits for Cd 226.502 Recovery = 92.84%								
Co 228.616†	8837.3	467	ug/L	3.9	467	ug/L	3.9	0.84%
QC value within limits for Co 228.616 Recovery = 93.37%								
Cr 267.716†	15500.3	478	ug/L	5.1	478	ug/L	5.1	1.07%
QC value within limits for Cr 267.716 Recovery = 95.65%								
Cu 324.752†	142452.1	503	ug/L	3.8	503	ug/L	3.8	0.75%
QC value within limits for Cu 324.752 Recovery = 100.59%								
Fe 259.939†	2610056.0	214000	ug/L	3476.2	214000	ug/L	3476.2	1.62%
QC value within limits for Fe 259.939 Recovery = 95.14%								
K 766.490†	-82.8	-49.0	ug/L	7.13	-49.0	ug/L	7.13	14.55%
Mg 279.077†	2223824.3	245000	ug/L	1280.6	245000	ug/L	1280.6	0.52%
QC value within limits for Mg 279.077 Recovery = 98.16%								
Mn 257.610†	202610.3	483	ug/L	7.2	483	ug/L	7.2	1.49%
QC value within limits for Mn 257.610 Recovery = 96.63%								
Mo 202.031†	1465.6	487	ug/L	3.8	487	ug/L	3.8	0.77%
QC value within limits for Mo 202.031 Recovery = 97.45%								
Na 589.592†	185.5	8.90	ug/L	3.757	8.90	ug/L	3.757	42.21%
Ni 231.604†	8235.0	943	ug/L	8.1	943	ug/L	8.1	0.86%
QC value within limits for Ni 231.604 Recovery = 94.32%								
Pb 220.353†	70.4	54.1	ug/L	6.90	54.1	ug/L	6.90	12.73%
QC value within limits for Pb 220.353 Recovery = 108.30%								
Sb 206.836†	899.2	585	ug/L	3.4	585	ug/L	3.4	0.58%
QC value within limits for Sb 206.836 Recovery = 97.56%								
Se 196.026†	10.4	40.4	ug/L	5.92	40.4	ug/L	5.92	14.68%
QC value within limits for Se 196.026 Recovery = 80.71%								
Sn 189.927†	619.9	506	ug/L	7.6	506	ug/L	7.6	1.50%
QC value within limits for Sn 189.927 Recovery = 101.18%								
Sr 421.552†	290328.4	482	ug/L	7.1	482	ug/L	7.1	1.47%
QC value within limits for Sr 421.552 Recovery = 96.32%								
Ti 334.940†	268060.1	505	ug/L	3.3	505	ug/L	3.3	0.66%
QC value within limits for Ti 334.940 Recovery = 101.02%								
Tl 190.801†	91.3	89.2	ug/L	4.58	89.2	ug/L	4.58	5.13%
QC value within limits for Tl 190.801 Recovery = 89.21%								
V 292.402†	21952.5	501	ug/L	1.4	501	ug/L	1.4	0.28%
QC value within limits for V 292.402 Recovery = 100.20%								
Zn 206.200†	8199.5	930	ug/L	8.1	930	ug/L	8.1	0.87%
QC value within limits for Zn 206.200 Recovery = 92.96%								

All analyte(s) passed QC.

Sequence No.: 12 **Autosampler Location: 4**
Sample ID: CCV **Date Collected: 5/4/2012 12:08:32 PM**
Analyst: **Data Type: Reprocessed on 5/4/2012 12:25:38 PM**
Logged In Analyst (Original) : inorg
Initial Sample Wt: **Initial Sample Vol:**
Dilution: **Sample Prep Vol:**

Mean Data: CCV

Analyte	Mean Corrected Intensity	Calib. Conc.	Units	Std.Dev.	Sample Conc.	Units	Std.Dev.	RSD
Sc Radial	275685.8	96.8	%	1.13				1.16%
Sc 361.383	2397267.1	97.4	%	0.97				1.00%
Ag 328.068†	67998.8	507	ug/L	2.5	507	ug/L	2.5	0.50%
QC value within limits for Ag 328.068 Recovery = 101.49%								
Al 308.215†	41503.1	25700	ug/L	58.8	25700	ug/L	58.8	0.23%
QC value within limits for Al 308.215 Recovery = 102.74%								
As 188.979†	420.0	512	ug/L	2.8	512	ug/L	2.8	0.55%
QC value within limits for As 188.979 Recovery = 102.41%								
Ba 233.527†	39988.0	508	ug/L	4.6	508	ug/L	4.6	0.91%
QC value within limits for Ba 233.527 Recovery = 101.69%								
Be 234.861†	86611.4	516	ug/L	2.3	516	ug/L	2.3	0.45%
QC value within limits for Be 234.861 Recovery = 103.13%								
Ca 315.887†	182893.7	25800	ug/L	87.5	25800	ug/L	87.5	0.34%
QC value within limits for Ca 315.887 Recovery = 103.26%								
Cd 226.502†	2936.7	503	ug/L	4.4	503	ug/L	4.4	0.87%
QC value within limits for Cd 226.502 Recovery = 100.51%								
Co 228.616†	9536.9	510	ug/L	3.1	510	ug/L	3.1	0.61%
QC value within limits for Co 228.616 Recovery = 101.92%								
Cr 267.716†	16337.5	504	ug/L	3.7	504	ug/L	3.7	0.73%
QC value within limits for Cr 267.716 Recovery = 100.85%								
Cu 324.752†	139765.3	493	ug/L	2.3	493	ug/L	2.3	0.47%
QC value within limits for Cu 324.752 Recovery = 98.67%								
Fe 259.939†	512440.5	42000	ug/L	118.4	42000	ug/L	118.4	0.28%
QC value within limits for Fe 259.939 Recovery = 105.07%								
K 766.490†	107063.9	25400	ug/L	48.6	25400	ug/L	48.6	0.19%
QC value within limits for K 766.490 Recovery = 101.60%								
Mg 279.077†	237751.7	26200	ug/L	423.4	26200	ug/L	423.4	1.61%
QC value within limits for Mg 279.077 Recovery = 104.95%								
Mn 257.610†	211995.9	507	ug/L	2.2	507	ug/L	2.2	0.43%
QC value within limits for Mn 257.610 Recovery = 101.32%								
Mo 202.031†	1538.4	504	ug/L	5.8	504	ug/L	5.8	1.16%
QC value within limits for Mo 202.031 Recovery = 100.89%								
Na 589.592†	246783.6	25700	ug/L	60.6	25700	ug/L	60.6	0.24%
QC value within limits for Na 589.592 Recovery = 102.85%								
Ni 231.604†	4417.5	507	ug/L	5.1	507	ug/L	5.1	1.01%
QC value within limits for Ni 231.604 Recovery = 101.47%								
Pb 220.353†	737.6	514	ug/L	6.1	514	ug/L	6.1	1.18%
QC value within limits for Pb 220.353 Recovery = 102.71%								
Sb 206.836†	750.7	492	ug/L	3.5	492	ug/L	3.5	0.71%
QC value within limits for Sb 206.836 Recovery = 98.35%								
Se 196.026†	265.5	490	ug/L	5.5	490	ug/L	5.5	1.12%
QC value within limits for Se 196.026 Recovery = 98.03%								
Sn 189.927†	507.5	402	ug/L	9.4	402	ug/L	9.4	2.33%
QC value within limits for Sn 189.927 Recovery = 100.53%								
Sr 421.552†	249157.5	413	ug/L	0.9	413	ug/L	0.9	0.21%
QC value within limits for Sr 421.552 Recovery = 103.32%								
Ti 334.940†	216057.0	407	ug/L	3.2	407	ug/L	3.2	0.79%
QC value within limits for Ti 334.940 Recovery = 101.78%								
Tl 190.801†	532.4	513	ug/L	2.4	513	ug/L	2.4	0.46%
QC value within limits for Tl 190.801 Recovery = 102.68%								
V 292.402†	22437.4	517	ug/L	3.4	517	ug/L	3.4	0.67%
QC value within limits for V 292.402 Recovery = 103.33%								
Zn 206.200†	4472.1	510	ug/L	4.4	510	ug/L	4.4	0.86%
QC value within limits for Zn 206.200 Recovery = 102.05%								

All analyte(s) passed QC.

Sequence No.: 13 **Autosampler Location: 1**
Sample ID: CCB **Date Collected: 5/4/2012 12:13:46 PM**
Analyst: **Data Type: Reprocessed on 5/4/2012 12:25:39 PM**
Logged In Analyst (Original) : inorg
Initial Sample Wt: **Initial Sample Vol:**
Dilution: **Sample Prep Vol:**

Mean Data: CCB

Analyte	Mean Corrected Intensity	Calib. Conc.	Units	Std.Dev.	Sample Conc.	Units	Std.Dev.	RSD
Sc Radial	283230.8	99.5	%	0.74				0.74%
Sc 361.383	2463849.6	100	%	0.5				0.46%
Ag 328.068†	-3.9	0.482	ug/L	0.1437	0.482	ug/L	0.1437	29.82%
QC value within limits for Ag 328.068 Recovery = Not calculated								
Al 308.215†	38.0	19.3	ug/L	2.58	19.3	ug/L	2.58	13.40%
QC value within limits for Al 308.215 Recovery = Not calculated								
As 188.979†	2.2	1.54	ug/L	2.593	1.54	ug/L	2.593	168.12%
QC value within limits for As 188.979 Recovery = Not calculated								
Ba 233.527†	4.7	0.090	ug/L	0.0300	0.090	ug/L	0.0300	33.33%
QC value within limits for Ba 233.527 Recovery = Not calculated								
Be 234.861†	14.6	0.147	ug/L	0.0356	0.147	ug/L	0.0356	24.18%
QC value within limits for Be 234.861 Recovery = Not calculated								
Ca 315.887†	157.9	13.5	ug/L	0.72	13.5	ug/L	0.72	5.37%
QC value within limits for Ca 315.887 Recovery = Not calculated								
Cd 226.502†	-1.2	-0.110	ug/L	0.3786	-0.110	ug/L	0.3786	344.30%
QC value within limits for Cd 226.502 Recovery = Not calculated								
Co 228.616†	-3.9	0.201	ug/L	0.0360	0.201	ug/L	0.0360	17.96%
QC value within limits for Co 228.616 Recovery = Not calculated								
Cr 267.716†	-2.4	0.190	ug/L	0.3287	0.190	ug/L	0.3287	173.42%
QC value within limits for Cr 267.716 Recovery = Not calculated								
Cu 324.752†	171.3	1.01	ug/L	0.125	1.01	ug/L	0.125	12.32%
QC value within limits for Cu 324.752 Recovery = Not calculated								
Fe 259.939†	293.5	22.7	ug/L	0.82	22.7	ug/L	0.82	3.60%
QC value within limits for Fe 259.939 Recovery = Not calculated								
K 766.490†	34.6	-21.1	ug/L	22.41	-21.1	ug/L	22.41	106.03%
QC value within limits for K 766.490 Recovery = Not calculated								
Mg 279.077†	193.3	19.7	ug/L	0.41	19.7	ug/L	0.41	2.07%
QC value within limits for Mg 279.077 Recovery = Not calculated								
Mn 257.610†	34.3	-0.049	ug/L	0.0171	-0.049	ug/L	0.0171	35.10%
QC value within limits for Mn 257.610 Recovery = Not calculated								
Mo 202.031†	1.9	1.84	ug/L	0.725	1.84	ug/L	0.725	39.52%
QC value within limits for Mo 202.031 Recovery = Not calculated								
Na 589.592†	63.5	-3.81	ug/L	6.518	-3.81	ug/L	6.518	170.87%
QC value within limits for Na 589.592 Recovery = Not calculated								
Ni 231.604†	-2.8	-0.262	ug/L	0.6940	-0.262	ug/L	0.6940	265.23%
QC value within limits for Ni 231.604 Recovery = Not calculated								
Pb 220.353†	3.3	-0.269	ug/L	0.5105	-0.269	ug/L	0.5105	189.73%
QC value within limits for Pb 220.353 Recovery = Not calculated								
Sb 206.836†	1.1	-1.58	ug/L	0.925	-1.58	ug/L	0.925	58.41%
QC value within limits for Sb 206.836 Recovery = Not calculated								
Se 196.026†	-3.2	-0.925	ug/L	1.8354	-0.925	ug/L	1.8354	198.36%
QC value within limits for Se 196.026 Recovery = Not calculated								
Sn 189.927†	1.5	3.27	ug/L	1.261	3.27	ug/L	1.261	38.51%
QC value within limits for Sn 189.927 Recovery = Not calculated								
Sr 421.552†	53.5	0.026	ug/L	0.0168	0.026	ug/L	0.0168	65.34%
QC value within limits for Sr 421.552 Recovery = Not calculated								
Ti 334.940†	64.8	0.139	ug/L	0.0950	0.139	ug/L	0.0950	68.50%
QC value within limits for Ti 334.940 Recovery = Not calculated								
Tl 190.801†	0.1	0.964	ug/L	2.9232	0.964	ug/L	2.9232	303.22%
QC value within limits for Tl 190.801 Recovery = Not calculated								
V 292.402†	8.9	0.121	ug/L	0.0827	0.121	ug/L	0.0827	68.25%
QC value within limits for V 292.402 Recovery = Not calculated								
Zn 206.200†	-1.0	-0.142	ug/L	0.0196	-0.142	ug/L	0.0196	13.76%
QC value within limits for Zn 206.200 Recovery = Not calculated								

All analyte(s) passed QC.

==========

Analysis Begun

Start Time: 5/4/2012 12:26:30 PM **Plasma On Time: 5/4/2012 7:24:46 AM**
Logged In Analyst: inorg **Technique: ICP Continuous**
Spectrometer Model: Optima 4300 DV, S/N 077N3112401Autosampler Model: AS-93plus

Sample Information File: D:\pe\inorg\Sample Information\050412A.sif
Batch ID: 050412A
Results Data Set: 050412A-1
Results Library: d:\pe\inorg\Results\Results.mdb

==========

Sequence No.: 1 **Autosampler Location: 6**
Sample ID: ICV **Date Collected: 5/4/2012 12:26:32 PM**
Analyst: **Data Type: Original**
Initial Sample Wt: **Initial Sample Vol:**
Dilution: **Sample Prep Vol:**
User canceled analysis.

==========

Analysis Begun

Start Time: 5/4/2012 12:26:48 PM **Plasma On Time: 5/4/2012 7:24:46 AM**
Logged In Analyst: inorg **Technique: ICP Continuous**
Spectrometer Model: Optima 4300 DV, S/N 077N3112401Autosampler Model: AS-93plus

Sample Information File: D:\pe\inorg\Sample Information\050412A.sif
Batch ID: 050412A
Results Data Set: 050412A-1
Results Library: d:\pe\inorg\Results\Results.mdb

==========

Sequence No.: 8 **Autosampler Location: 38**
Sample ID: 128971MB **Date Collected: 5/4/2012 12:26:49 PM**
Analyst: **Data Type: Original**
Initial Sample Wt: **Initial Sample Vol:**
Dilution: **Sample Prep Vol:**

Mean Data: 128971MB

Analyte	Mean Corrected Intensity	Calib. Conc.	Calib. Units	Std.Dev.	Sample Conc.	Sample Units	Std.Dev.	RSD
Sc Radial	287957.9	101	%	0.2				0.22%
Sc 361.383	2444169.0	99.3	%	0.54				0.54%
Ag 328.068†	-26.8	0.311	ug/L	0.1751	0.311	ug/L	0.1751	56.30%
Al 308.215†	18.3	7.06	ug/L	3.585	7.06	ug/L	3.585	50.80%
As 188.979†	1.7	1.02	ug/L	2.914	1.02	ug/L	2.914	285.57%
Ba 233.527†	8.2	0.135	ug/L	0.0338	0.135	ug/L	0.0338	25.00%
Be 234.861†	7.8	0.105	ug/L	0.0154	0.105	ug/L	0.0154	14.65%
Ca 315.887†	286.5	31.7	ug/L	0.62	31.7	ug/L	0.62	1.97%
Cd 226.502†	0.2	0.136	ug/L	0.2094	0.136	ug/L	0.2094	153.50%
Co 228.616†	-3.8	0.210	ug/L	0.1913	0.210	ug/L	0.1913	91.29%
Cr 267.716†	2.9	0.354	ug/L	0.1201	0.354	ug/L	0.1201	33.95%
Cu 324.752†	147.4	0.923	ug/L	0.0886	0.923	ug/L	0.0886	9.60%
Fe 259.939†	-14.9	-2.61	ug/L	1.509	-2.61	ug/L	1.509	57.75%
K 766.490†	50.5	-17.4	ug/L	18.30	-17.4	ug/L	18.30	105.41%
Mg 279.077†	93.0	8.60	ug/L	0.482	8.60	ug/L	0.482	5.60%
Mn 257.610†	806.6	1.80	ug/L	0.041	1.80	ug/L	0.041	2.28%
Mo 202.031†	1.8	1.78	ug/L	0.196	1.78	ug/L	0.196	11.00%
Na 589.592†	93.5	-0.691	ug/L	1.0726	-0.691	ug/L	1.0726	155.26%
Ni 231.604†	-3.1	-0.302	ug/L	0.6361	-0.302	ug/L	0.6361	210.83%
Pb 220.353†	4.1	0.293	ug/L	1.1989	0.293	ug/L	1.1989	409.23%
Sb 206.836†	2.9	-0.399	ug/L	0.7998	-0.399	ug/L	0.7998	200.62%
Se 196.026†	-1.7	1.73	ug/L	3.932	1.73	ug/L	3.932	227.57%
Sn 189.927†	14.0	13.0	ug/L	0.39	13.0	ug/L	0.39	3.04%
Sr 421.552†	52.0	0.023	ug/L	0.0084	0.023	ug/L	0.0084	35.93%
Ti 334.940†	31.9	0.077	ug/L	0.0494	0.077	ug/L	0.0494	64.37%
Tl 190.801†	-0.4	0.429	ug/L	0.5068	0.429	ug/L	0.5068	118.01%
V 292.402†	-3.9	-0.173	ug/L	0.1096	-0.173	ug/L	0.1096	63.36%
Zn 206.200†	15.2	1.70	ug/L	0.259	1.70	ug/L	0.259	15.22%

Sequence No.: 9
Sample ID: 128972LCS
Analyst:
Initial Sample Wt:
Dilution:

Autosampler Location: 39
Date Collected: 5/4/2012 12:33:00 PM
Data Type: Original
Initial Sample Vol:
Sample Prep Vol:

Mean Data: 128972LCS

Analyte	Mean Corrected Intensity	Calib. Conc.	Calib. Units	Std.Dev.	Sample Conc.	Sample Units	Std.Dev.	RSD
Sc Radial	278355.0	97.7	%	1.71				1.75%
Sc 361.383	2373570.9	96.5	%	1.14				1.18%
Ag 328.068†	26019.6	195	ug/L	0.6	195	ug/L	0.6	0.30%
Al 308.215†	80406.7	49800	ug/L	636.6	49800	ug/L	636.6	1.28%
As 188.979†	418.6	511	ug/L	10.1	511	ug/L	10.1	1.97%
Ba 233.527†	115641.1	1470	ug/L	7.7	1470	ug/L	7.7	0.52%
Be 234.861†	86046.3	513	ug/L	5.5	513	ug/L	5.5	1.07%
Ca 315.887†	356034.4	50300	ug/L	705.8	50300	ug/L	705.8	1.40%
Cd 226.502†	2844.7	486	ug/L	4.8	486	ug/L	4.8	0.98%
Co 228.616†	9167.8	489	ug/L	3.6	489	ug/L	3.6	0.74%
Cr 267.716†	16004.8	494	ug/L	4.0	494	ug/L	4.0	0.82%
Cu 324.752†	137333.1	485	ug/L	5.5	485	ug/L	5.5	1.14%
Fe 259.939†	614098.9	50400	ug/L	791.8	50400	ug/L	791.8	1.57%
K 766.490†	213605.4	50700	ug/L	700.4	50700	ug/L	700.4	1.38%
Mg 279.077†	455235.0	50200	ug/L	918.3	50200	ug/L	918.3	1.83%
Mn 257.610†	206984.7	495	ug/L	6.4	495	ug/L	6.4	1.30%
Mo 202.031†	1522.1	499	ug/L	2.2	499	ug/L	2.2	0.44%
Na 589.592†	485877.8	50600	ug/L	738.0	50600	ug/L	738.0	1.46%
Ni 231.604†	4300.7	494	ug/L	3.5	494	ug/L	3.5	0.71%
Pb 220.353†	722.5	504	ug/L	6.2	504	ug/L	6.2	1.23%
Sb 206.836†	737.0	483	ug/L	3.0	483	ug/L	3.0	0.63%
Se 196.026†	264.8	491	ug/L	3.3	491	ug/L	3.3	0.67%
Sn 189.927†	671.8	534	ug/L	8.5	534	ug/L	8.5	1.60%
Sr 421.552†	293002.2	486	ug/L	7.6	486	ug/L	7.6	1.56%
Ti 334.940†	275487.9	519	ug/L	5.4	519	ug/L	5.4	1.04%
Tl 190.801†	511.0	493	ug/L	4.6	493	ug/L	4.6	0.93%
V 292.402†	22297.6	513	ug/L	3.1	513	ug/L	3.1	0.61%
Zn 206.200†	4369.4	498	ug/L	2.9	498	ug/L	2.9	0.58%

Sequence No.: 10
Sample ID: 128973LCSD
Analyst:
Initial Sample Wt:
Dilution:

Autosampler Location: 40
Date Collected: 5/4/2012 12:38:12 PM
Data Type: Original
Initial Sample Vol:
Sample Prep Vol:

Mean Data: 128973LCSD

Analyte	Mean Corrected Intensity	Calib. Conc.	Calib. Units	Std.Dev.	Sample Conc.	Sample Units	Std.Dev.	RSD
Sc Radial	283912.4	99.7	%	0.35				0.35%
Sc 361.383	2424216.9	98.5	%	0.33				0.33%
Ag 328.068†	24656.8	185	ug/L	0.5	185	ug/L	0.5	0.26%
Al 308.215†	77458.0	47900	ug/L	269.7	47900	ug/L	269.7	0.56%
As 188.979†	408.1	498	ug/L	3.9	498	ug/L	3.9	0.78%
Ba 233.527†	110841.0	1410	ug/L	1.6	1410	ug/L	1.6	0.12%
Be 234.861†	82726.2	493	ug/L	2.5	493	ug/L	2.5	0.51%
Ca 315.887†	340453.4	48100	ug/L	170.4	48100	ug/L	170.4	0.35%
Cd 226.502†	2748.1	469	ug/L	1.4	469	ug/L	1.4	0.31%
Co 228.616†	8794.9	469	ug/L	3.3	469	ug/L	3.3	0.70%
Cr 267.716†	15309.7	473	ug/L	1.2	473	ug/L	1.2	0.25%
Cu 324.752†	131169.9	463	ug/L	0.6	463	ug/L	0.6	0.13%
Fe 259.939†	588942.1	48300	ug/L	250.1	48300	ug/L	250.1	0.52%
K 766.490†	205620.2	48800	ug/L	182.7	48800	ug/L	182.7	0.37%
Mg 279.077†	436378.9	48200	ug/L	320.3	48200	ug/L	320.3	0.67%
Mn 257.610†	200696.2	480	ug/L	0.2	480	ug/L	0.2	0.04%
Mo 202.031†	1463.1	480	ug/L	3.4	480	ug/L	3.4	0.71%
Na 589.592†	465085.0	48500	ug/L	233.4	48500	ug/L	233.4	0.48%
Ni 231.604†	4156.1	477	ug/L	1.6	477	ug/L	1.6	0.34%
Pb 220.353†	692.5	483	ug/L	1.1	483	ug/L	1.1	0.22%
Sb 206.836†	712.0	466	ug/L	1.7	466	ug/L	1.7	0.36%
Se 196.026†	256.9	476	ug/L	1.5	476	ug/L	1.5	0.32%
Sn 189.927†	646.2	513	ug/L	3.7	513	ug/L	3.7	0.71%
Sr 421.552†	281510.0	467	ug/L	2.6	467	ug/L	2.6	0.56%
Ti 334.940†	264858.2	499	ug/L	0.7	499	ug/L	0.7	0.14%
Tl 190.801†	497.3	480	ug/L	7.6	480	ug/L	7.6	1.59%
V 292.402†	21201.4	488	ug/L	1.2	488	ug/L	1.2	0.25%
Zn 206.200†	4238.1	483	ug/L	2.4	483	ug/L	2.4	0.49%

Sequence No.: 11
Sample ID: 350592801
Analyst:
Initial Sample Wt:
Dilution:

Autosampler Location: 41
Date Collected: 5/4/2012 12:43:25 PM
Data Type: Original
Initial Sample Vol:
Sample Prep Vol:

Mean Data: 350592801

Analyte	Mean Corrected Intensity	Calib. Conc.	Calib. Units	Std.Dev.	Sample Conc.	Sample Units	Std.Dev.	RSD
Sc Radial	269424.6	94.6	%	1.92				2.03%
Sc 361.383	2340095.9	95.1	%	0.40				0.42%
Ag 328.068†	-96.2	-0.205	ug/L	0.3224	-0.205	ug/L	0.3224	156.97%
Al 308.215†	145.9	86.0	ug/L	5.30	86.0	ug/L	5.30	6.16%
As 188.979†	8.8	9.55	ug/L	3.851	9.55	ug/L	3.851	40.31%
Ba 233.527†	8363.4	107	ug/L	0.2	107	ug/L	0.2	0.16%
Be 234.861†	11.3	0.127	ug/L	0.0091	0.127	ug/L	0.0091	7.18%
Ca 315.887†	498593.3	70400	ug/L	1841.8	70400	ug/L	1841.8	2.62%
Cd 226.502†	100.5	17.5	ug/L	0.05	17.5	ug/L	0.05	0.29%
Co 228.616†	47.3	2.94	ug/L	0.248	2.94	ug/L	0.248	8.44%
Cr 267.716†	125.2	4.13	ug/L	0.339	4.13	ug/L	0.339	8.22%
Cu 324.752†	31991.8	113	ug/L	0.5	113	ug/L	0.5	0.49%
Fe 259.939†	205.7	15.5	ug/L	0.70	15.5	ug/L	0.70	4.52%
K 766.490†	5052.4	1170	ug/L	41.0	1170	ug/L	41.0	3.50%
Mg 279.077†	29308.8	3230	ug/L	78.7	3230	ug/L	78.7	2.43%
Mn 257.610†	180306.6	431	ug/L	3.8	431	ug/L	3.8	0.89%
Mo 202.031†	-1.7	0.648	ug/L	1.4580	0.648	ug/L	1.4580	224.93%
Na 589.592†	2523711.1	263000	ug/L	7424.8	263000	ug/L	7424.8	2.82%
Ni 231.604†	131.7	15.2	ug/L	0.24	15.2	ug/L	0.24	1.60%
Pb 220.353†	210.7	145	ug/L	2.7	145	ug/L	2.7	1.87%
Sb 206.836†	7.7	2.78	ug/L	2.035	2.78	ug/L	2.035	73.33%
Se 196.026†	-5.9	-0.152	ug/L	10.9930	-0.152	ug/L	10.9930	>999.9%
Sn 189.927†	-4.6	5.85	ug/L	1.542	5.85	ug/L	1.542	26.36%
Sr 421.552†	144999.1	240	ug/L	7.0	240	ug/L	7.0	2.92%
Ti 334.940†	167.8	0.333	ug/L	0.0781	0.333	ug/L	0.0781	23.47%
Tl 190.801†	2.2	2.96	ug/L	2.050	2.96	ug/L	2.050	69.19%
V 292.402†	11.4	0.186	ug/L	0.0641	0.186	ug/L	0.0641	34.50%
Zn 206.200†	12331.5	1410	ug/L	6.1	1410	ug/L	6.1	0.43%

Sequence No.: 12
Sample ID: 350592801L
Analyst:
Initial Sample Wt:
Dilution: 5X

Autosampler Location: 42
Date Collected: 5/4/2012 12:49:44 PM
Data Type: Original
Initial Sample Vol:
Sample Prep Vol:

Mean Data: 350592801L

Analyte	Mean Corrected Intensity	Calib. Conc.	Calib. Units	Std.Dev.	Sample Conc.	Sample Units	Std.Dev.	RSD
Sc Radial	280560.7	98.5	%	1.03				1.04%
Sc 361.383	2404963.8	97.7	%	0.52				0.53%
Ag 328.068†	-68.5	0.001	ug/L	0.3079	0.004	ug/L	1.5393	>999.9%
Al 308.215†	48.3	25.6	ug/L	3.26	128	ug/L	16.3	12.73%
As 188.979†	0.5	-0.422	ug/L	0.8070	-2.11	ug/L	4.035	191.13%
Ba 233.527†	1635.8	20.9	ug/L	0.18	104	ug/L	0.9	0.87%
Be 234.861†	9.3	0.115	ug/L	0.0157	0.575	ug/L	0.0787	13.68%
Ca 315.887†	93424.0	13200	ug/L	109.2	65900	ug/L	546.0	0.83%
Cd 226.502†	18.5	3.29	ug/L	0.202	16.5	ug/L	1.01	6.14%
Co 228.616†	3.8	0.614	ug/L	0.1287	3.07	ug/L	0.644	20.97%
Cr 267.716†	41.0	1.53	ug/L	0.081	7.65	ug/L	0.407	5.32%
Cu 324.752†	6078.6	21.8	ug/L	0.31	109	ug/L	1.6	1.44%
Fe 259.939†	148.9	10.8	ug/L	0.45	54.1	ug/L	2.26	4.18%
K 766.490†	1360.7	294	ug/L	20.4	1470	ug/L	101.8	6.93%
Mg 279.077†	5727.7	631	ug/L	5.5	3150	ug/L	27.7	0.88%
Mn 257.610†	35265.6	84.2	ug/L	0.32	421	ug/L	1.6	0.38%
Mo 202.031†	2.6	2.06	ug/L	1.419	10.3	ug/L	7.09	68.97%
Na 589.592†	475758.1	49600	ug/L	349.1	248000	ug/L	1745.3	0.70%
Ni 231.604†	25.3	2.97	ug/L	0.555	14.8	ug/L	2.78	18.69%
Pb 220.353†	42.8	27.4	ug/L	2.70	137	ug/L	13.5	9.86%
Sb 206.836†	3.4	-0.052	ug/L	2.2129	-0.258	ug/L	11.0646	>999.9%
Se 196.026†	-1.0	4.14	ug/L	5.105	20.7	ug/L	25.53	123.30%
Sn 189.927†	-2.5	1.46	ug/L	3.037	7.31	ug/L	15.184	207.60%
Sr 421.552†	27795.7	46.0	ug/L	0.30	230	ug/L	1.5	0.64%
Ti 334.940†	6.9	0.030	ug/L	0.0757	0.148	ug/L	0.3787	255.81%
Tl 190.801†	3.5	4.23	ug/L	1.135	21.1	ug/L	5.68	26.85%
V 292.402†	9.3	0.134	ug/L	0.0194	0.669	ug/L	0.0970	14.49%
Zn 206.200†	2411.0	275	ug/L	3.0	1370	ug/L	15.1	1.10%

Sequence No.: 13
Sample ID: 128974MS
Analyst:
Initial Sample Wt:
Dilution:

Autosampler Location: 43
Date Collected: 5/4/2012 12:55:54 PM
Data Type: Original
Initial Sample Vol:
Sample Prep Vol:

Mean Data: 128974MS

Analyte	Mean Corrected Intensity	Calib. Conc.	Calib. Units	Std.Dev.	Sample Conc.	Sample Units	Std.Dev.	RSD
Sc Radial	272763.2	95.8	%	0.58				0.60%
Sc 361.383	2309439.0	93.8	%	0.38				0.41%
Ag 328.068†	26263.4	197	ug/L	4.0	197	ug/L	4.0	2.05%
Al 308.215†	82536.7	51100	ug/L	391.1	51100	ug/L	391.1	0.77%
As 188.979†	437.4	534	ug/L	5.1	534	ug/L	5.1	0.96%
Ba 233.527†	121913.5	1550	ug/L	28.0	1550	ug/L	28.0	1.80%
Be 234.861†	88031.8	525	ug/L	3.2	525	ug/L	3.2	0.61%
Ca 315.887†	847697.3	120000	ug/L	615.1	120000	ug/L	615.1	0.51%
Cd 226.502†	2892.8	494	ug/L	2.8	494	ug/L	2.8	0.57%
Co 228.616†	8999.3	480	ug/L	10.8	480	ug/L	10.8	2.25%
Cr 267.716†	15885.9	490	ug/L	9.1	490	ug/L	9.1	1.85%
Cu 324.752†	173320.2	611	ug/L	1.2	611	ug/L	1.2	0.20%
Fe 259.939†	614871.0	50400	ug/L	265.4	50400	ug/L	265.4	0.53%
K 766.490†	226506.5	53800	ug/L	278.8	53800	ug/L	278.8	0.52%
Mg 279.077†	475718.0	52500	ug/L	360.6	52500	ug/L	360.6	0.69%
Mn 257.610†	382544.2	914	ug/L	8.5	914	ug/L	8.5	0.93%
Mo 202.031†	1518.3	498	ug/L	1.3	498	ug/L	1.3	0.27%
Na 589.592†	2984568.8	311000	ug/L	2432.2	311000	ug/L	2432.2	0.78%
Ni 231.604†	4335.3	498	ug/L	1.5	498	ug/L	1.5	0.30%
Pb 220.353†	903.9	631	ug/L	4.1	631	ug/L	4.1	0.65%
Sb 206.836†	753.0	493	ug/L	2.8	493	ug/L	2.8	0.57%
Se 196.026†	273.0	511	ug/L	10.2	511	ug/L	10.2	2.00%
Sn 189.927†	654.1	527	ug/L	6.9	527	ug/L	6.9	1.31%
Sr 421.552†	434837.3	721	ug/L	3.7	721	ug/L	3.7	0.51%
Ti 334.940†	276642.5	521	ug/L	1.2	521	ug/L	1.2	0.23%
Tl 190.801†	489.4	472	ug/L	7.6	472	ug/L	7.6	1.61%
V 292.402†	22044.4	507	ug/L	8.9	507	ug/L	8.9	1.76%
Zn 206.200†	16047.6	1830	ug/L	29.4	1830	ug/L	29.4	1.61%

Sequence No.: 14
Sample ID: 128975MSD
Analyst:
Initial Sample Wt:
Dilution:

Autosampler Location: 44
Date Collected: 5/4/2012 1:01:14 PM
Data Type: Original
Initial Sample Vol:
Sample Prep Vol:

Mean Data: 128975MSD

Analyte	Mean Corrected Intensity	Calib. Conc.	Calib. Units	Std.Dev.	Sample Conc.	Sample Units	Std.Dev.	RSD
Sc Radial	272244.9	95.6	%	1.07				1.12%
Sc 361.383	2261339.9	91.9	%	1.01				1.10%
Ag 328.068†	27459.0	206	ug/L	3.4	206	ug/L	3.4	1.64%
Al 308.215†	83659.1	51800	ug/L	185.6	51800	ug/L	185.6	0.36%
As 188.979†	451.9	551	ug/L	15.3	551	ug/L	15.3	2.78%
Ba 233.527†	128064.2	1630	ug/L	13.7	1630	ug/L	13.7	0.84%
Be 234.861†	90056.8	537	ug/L	8.5	537	ug/L	8.5	1.59%
Ca 315.887†	860540.2	121000	ug/L	251.8	121000	ug/L	251.8	0.21%
Cd 226.502†	3003.9	513	ug/L	4.6	513	ug/L	4.6	0.90%
Co 228.616†	9400.8	502	ug/L	6.8	502	ug/L	6.8	1.35%
Cr 267.716†	16641.2	514	ug/L	5.1	514	ug/L	5.1	0.99%
Cu 324.752†	177083.7	625	ug/L	11.6	625	ug/L	11.6	1.86%
Fe 259.939†	626152.1	51400	ug/L	61.6	51400	ug/L	61.6	0.12%
K 766.490†	231158.7	54900	ug/L	245.4	54900	ug/L	245.4	0.45%
Mg 279.077†	479960.0	53000	ug/L	866.9	53000	ug/L	866.9	1.64%
Mn 257.610†	390448.5	933	ug/L	12.4	933	ug/L	12.4	1.33%
Mo 202.031†	1561.5	512	ug/L	6.4	512	ug/L	6.4	1.25%
Na 589.592†	3022210.0	315000	ug/L	6142.7	315000	ug/L	6142.7	1.95%
Ni 231.604†	4510.3	518	ug/L	5.0	518	ug/L	5.0	0.97%
Pb 220.353†	945.0	660	ug/L	7.4	660	ug/L	7.4	1.13%
Sb 206.836†	785.4	515	ug/L	9.7	515	ug/L	9.7	1.88%
Se 196.026†	286.3	535	ug/L	7.3	535	ug/L	7.3	1.35%
Sn 189.927†	677.5	545	ug/L	3.0	545	ug/L	3.0	0.56%
Sr 421.552†	443832.7	736	ug/L	2.0	736	ug/L	2.0	0.27%
Ti 334.940†	284273.3	536	ug/L	8.8	536	ug/L	8.8	1.63%
Tl 190.801†	513.0	495	ug/L	6.2	495	ug/L	6.2	1.26%
V 292.402†	23128.9	532	ug/L	8.1	532	ug/L	8.1	1.53%
Zn 206.200†	16916.9	1930	ug/L	13.5	1930	ug/L	13.5	0.70%

Sequence No.: 15
Sample ID: 350592801A
Analyst:
Initial Sample Wt:
Dilution:

Autosampler Location: 45
Date Collected: 5/4/2012 1:06:34 PM
Data Type: Original
Initial Sample Vol:
Sample Prep Vol:

Mean Data: 350592801A

Analyte	Mean Corrected Intensity	Calib. Conc.	Calib. Units	Std.Dev.	Sample Conc.	Sample Units	Std.Dev.	RSD
Sc Radial	273884.1	96.2	%	0.35				0.37%
Sc 361.383	2314758.7	94.1	%	0.59				0.63%
Ag 328.068†	27011.6	203	ug/L	1.6	203	ug/L	1.6	0.81%
Al 308.215†	84520.1	52300	ug/L	219.5	52300	ug/L	219.5	0.42%
As 188.979†	440.3	537	ug/L	2.7	537	ug/L	2.7	0.50%
Ba 233.527†	126635.6	1610	ug/L	10.4	1610	ug/L	10.4	0.64%
Be 234.861†	93758.3	559	ug/L	0.9	559	ug/L	0.9	0.16%
Ca 315.887†	839241.2	118000	ug/L	200.9	118000	ug/L	200.9	0.17%
Cd 226.502†	3057.2	522	ug/L	3.8	522	ug/L	3.8	0.72%
Co 228.616†	9588.0	512	ug/L	4.9	512	ug/L	4.9	0.96%
Cr 267.716†	16849.8	520	ug/L	5.2	520	ug/L	5.2	0.99%
Cu 324.752†	182366.5	643	ug/L	1.5	643	ug/L	1.5	0.23%
Fe 259.939†	634127.6	52000	ug/L	134.4	52000	ug/L	134.4	0.26%
K 766.490†	233748.3	55500	ug/L	377.3	55500	ug/L	377.3	0.68%
Mg 279.077†	485358.9	53600	ug/L	328.5	53600	ug/L	328.5	0.61%
Mn 257.610†	389916.1	932	ug/L	1.9	932	ug/L	1.9	0.21%
Mo 202.031†	1593.3	523	ug/L	6.1	523	ug/L	6.1	1.17%
Na 589.592†	2897856.1	302000	ug/L	2634.7	302000	ug/L	2634.7	0.87%
Ni 231.604†	4595.7	528	ug/L	3.4	528	ug/L	3.4	0.65%
Pb 220.353†	941.0	657	ug/L	7.6	657	ug/L	7.6	1.15%
Sb 206.836†	679.0	444	ug/L	5.4	444	ug/L	5.4	1.22%
Se 196.026†	271.3	508	ug/L	6.9	508	ug/L	6.9	1.36%
Sn 189.927†	676.4	544	ug/L	6.7	544	ug/L	6.7	1.24%
Sr 421.552†	450844.0	748	ug/L	3.0	748	ug/L	3.0	0.40%
Ti 334.940†	288627.1	544	ug/L	1.6	544	ug/L	1.6	0.29%
Tl 190.801†	530.8	512	ug/L	0.5	512	ug/L	0.5	0.10%
V 292.402†	23456.8	540	ug/L	4.4	540	ug/L	4.4	0.81%
Zn 206.200†	15917.7	1820	ug/L	11.7	1820	ug/L	11.7	0.64%

Sequence No.: 16
Sample ID: 350592802
Analyst:
Initial Sample Wt:
Dilution:

Autosampler Location: 46
Date Collected: 5/4/2012 1:11:54 PM
Data Type: Original
Initial Sample Vol:
Sample Prep Vol:

Mean Data: 350592802

Analyte	Mean Corrected Intensity	Calib. Conc.	Calib. Units	Std.Dev.	Sample Conc.	Sample Units	Std.Dev.	RSD
Sc Radial	279498.9	98.1	%	0.52				0.53%
Sc 361.383	2374547.3	96.5	%	0.54				0.56%
Ag 328.068†	-56.0	0.106	ug/L	0.0393	0.106	ug/L	0.0393	37.03%
Al 308.215†	367.5	223	ug/L	2.2	223	ug/L	2.2	0.99%
As 188.979†	6.4	6.74	ug/L	0.265	6.74	ug/L	0.265	3.93%
Ba 233.527†	8049.5	103	ug/L	0.4	103	ug/L	0.4	0.40%
Be 234.861†	36.2	0.317	ug/L	0.0356	0.317	ug/L	0.0356	11.23%
Ca 315.887†	234551.1	33100	ug/L	50.5	33100	ug/L	50.5	0.15%
Cd 226.502†	39.2	6.79	ug/L	0.224	6.79	ug/L	0.224	3.29%
Co 228.616†	52.7	3.21	ug/L	0.198	3.21	ug/L	0.198	6.15%
Cr 267.716†	119.8	3.96	ug/L	0.127	3.96	ug/L	0.127	3.21%
Cu 324.752†	15463.2	54.7	ug/L	0.73	54.7	ug/L	0.73	1.33%
Fe 259.939†	7498.4	614	ug/L	3.9	614	ug/L	3.9	0.64%
K 766.490†	3950.6	909	ug/L	17.2	909	ug/L	17.2	1.89%
Mg 279.077†	17567.7	1940	ug/L	25.9	1940	ug/L	25.9	1.33%
Mn 257.610†	102688.6	245	ug/L	1.2	245	ug/L	1.2	0.47%
Mo 202.031†	0.1	1.25	ug/L	0.735	1.25	ug/L	0.735	58.73%
Na 589.592†	2463614.8	257000	ug/L	3101.2	257000	ug/L	3101.2	1.21%
Ni 231.604†	99.8	11.5	ug/L	0.33	11.5	ug/L	0.33	2.85%
Pb 220.353†	170.2	116	ug/L	3.8	116	ug/L	3.8	3.24%
Sb 206.836†	3.9	0.205	ug/L	3.2232	0.205	ug/L	3.2232	>999.9%
Se 196.026†	-1.0	5.72	ug/L	3.892	5.72	ug/L	3.892	68.02%
Sn 189.927†	4.3	8.92	ug/L	3.319	8.92	ug/L	3.319	37.19%
Sr 421.552†	68667.3	114	ug/L	0.3	114	ug/L	0.3	0.24%
Ti 334.940†	615.9	1.18	ug/L	0.036	1.18	ug/L	0.036	3.02%
Tl 190.801†	1.4	2.18	ug/L	1.664	2.18	ug/L	1.664	76.21%
V 292.402†	9.9	0.136	ug/L	0.3311	0.136	ug/L	0.3311	244.32%
Zn 206.200†	5118.3	584	ug/L	1.7	584	ug/L	1.7	0.28%

Sequence No.: 17
Sample ID: 350592803
Analyst:
Initial Sample Wt:
Dilution:

Autosampler Location: 47
Date Collected: 5/4/2012 1:18:13 PM
Data Type: Original
Initial Sample Vol:
Sample Prep Vol:

Mean Data: 350592803

Analyte	Mean Corrected Intensity	Calib. Conc.	Calib. Units	Std.Dev.	Sample Conc.	Sample Units	Std.Dev.	RSD
Sc Radial	280517.7	98.5	%	0.50				0.50%
Sc 361.383	2364988.5	96.1	%	0.18				0.19%
Ag 328.068†	-54.7	0.109	ug/L	0.1348	0.109	ug/L	0.1348	124.06%
Al 308.215†	296.3	179	ug/L	9.2	179	ug/L	9.2	5.15%
As 188.979†	3.1	2.71	ug/L	1.134	2.71	ug/L	1.134	41.78%
Ba 233.527†	8630.5	110	ug/L	1.0	110	ug/L	1.0	0.91%
Be 234.861†	18.3	0.187	ug/L	0.0243	0.187	ug/L	0.0243	12.97%
Ca 315.887†	254139.6	35900	ug/L	184.0	35900	ug/L	184.0	0.51%
Cd 226.502†	39.0	6.80	ug/L	0.090	6.80	ug/L	0.090	1.33%
Co 228.616†	42.3	2.67	ug/L	0.126	2.67	ug/L	0.126	4.72%
Cr 267.716†	111.2	3.70	ug/L	0.116	3.70	ug/L	0.116	3.14%
Cu 324.752†	14960.8	52.9	ug/L	0.45	52.9	ug/L	0.45	0.86%
Fe 259.939†	3342.1	273	ug/L	3.2	273	ug/L	3.2	1.17%
K 766.490†	3699.1	849	ug/L	12.4	849	ug/L	12.4	1.46%
Mg 279.077†	18695.8	2060	ug/L	13.8	2060	ug/L	13.8	0.67%
Mn 257.610†	109571.9	262	ug/L	3.5	262	ug/L	3.5	1.35%
Mo 202.031†	-1.3	0.794	ug/L	0.7129	0.794	ug/L	0.7129	89.77%
Na 589.592†	2410635.6	251000	ug/L	3111.5	251000	ug/L	3111.5	1.24%
Ni 231.604†	85.4	9.88	ug/L	0.621	9.88	ug/L	0.621	6.29%
Pb 220.353†	291.6	202	ug/L	3.1	202	ug/L	3.1	1.53%
Sb 206.836†	3.7	0.087	ug/L	1.3701	0.087	ug/L	1.3701	>999.9%
Se 196.026†	-1.6	4.83	ug/L	7.415	4.83	ug/L	7.415	153.49%
Sn 189.927†	10.7	14.2	ug/L	3.63	14.2	ug/L	3.63	25.60%
Sr 421.552†	65802.0	109	ug/L	0.3	109	ug/L	0.3	0.27%
Ti 334.940†	847.0	1.61	ug/L	0.144	1.61	ug/L	0.144	8.96%
Tl 190.801†	1.6	2.41	ug/L	1.544	2.41	ug/L	1.544	64.04%
V 292.402†	11.3	0.175	ug/L	0.0290	0.175	ug/L	0.0290	16.53%
Zn 206.200†	4947.2	564	ug/L	0.6	564	ug/L	0.6	0.11%

Sequence No.: 18 **Autosampler Location: 4**
Sample ID: CCV **Date Collected: 5/4/2012 1:24:31 PM**
Analyst: **Data Type: Original**
Initial Sample Wt: **Initial Sample Vol:**
Dilution: **Sample Prep Vol:**

Mean Data: CCV

Analyte	Mean Corrected Intensity	Calib. Conc.	Units	Std.Dev.	Sample Conc.	Units	Std.Dev.	RSD
Sc Radial	280706.9	98.6	%	0.68				0.69%
Sc 361.383	2417548.1	98.2	%	0.59				0.60%
Ag 328.068†	66276.4	495	ug/L	4.2	495	ug/L	4.2	0.85%
QC value within limits for Ag 328.068 Recovery = 98.92%								
Al 308.215†	40281.2	24900	ug/L	191.9	24900	ug/L	191.9	0.77%
QC value within limits for Al 308.215 Recovery = 99.71%								
As 188.979†	418.5	510	ug/L	5.4	510	ug/L	5.4	1.05%
QC value within limits for As 188.979 Recovery = 102.02%								
Ba 233.527†	39150.0	498	ug/L	4.6	498	ug/L	4.6	0.92%
QC value within limits for Ba 233.527 Recovery = 99.56%								
Be 234.861†	85146.8	507	ug/L	2.7	507	ug/L	2.7	0.54%
QC value within limits for Be 234.861 Recovery = 101.37%								
Ca 315.887†	177143.0	25000	ug/L	132.9	25000	ug/L	132.9	0.53%
QC value within limits for Ca 315.887 Recovery = 100.02%								
Cd 226.502†	2898.9	496	ug/L	1.1	496	ug/L	1.1	0.22%
QC value within limits for Cd 226.502 Recovery = 99.23%								
Co 228.616†	9299.4	497	ug/L	3.8	497	ug/L	3.8	0.76%
QC value within limits for Co 228.616 Recovery = 99.38%								
Cr 267.716†	16035.3	495	ug/L	1.6	495	ug/L	1.6	0.32%
QC value within limits for Cr 267.716 Recovery = 98.99%								
Cu 324.752†	137887.7	487	ug/L	0.9	487	ug/L	0.9	0.18%
QC value within limits for Cu 324.752 Recovery = 97.35%								
Fe 259.939†	497223.7	40800	ug/L	103.1	40800	ug/L	103.1	0.25%
QC value within limits for Fe 259.939 Recovery = 101.95%								
K 766.490†	105305.5	25000	ug/L	114.3	25000	ug/L	114.3	0.46%
QC value within limits for K 766.490 Recovery = 99.93%								
Mg 279.077†	232073.3	25600	ug/L	328.0	25600	ug/L	328.0	1.28%
QC value within limits for Mg 279.077 Recovery = 102.44%								
Mn 257.610†	209438.4	501	ug/L	2.0	501	ug/L	2.0	0.40%
QC value within limits for Mn 257.610 Recovery = 100.10%								
Mo 202.031†	1523.1	499	ug/L	4.5	499	ug/L	4.5	0.91%
QC value within limits for Mo 202.031 Recovery = 99.89%								
Na 589.592†	243441.0	25400	ug/L	74.6	25400	ug/L	74.6	0.29%
QC value within limits for Na 589.592 Recovery = 101.46%								
Ni 231.604†	4387.5	504	ug/L	3.1	504	ug/L	3.1	0.62%
QC value within limits for Ni 231.604 Recovery = 100.79%								
Pb 220.353†	732.9	510	ug/L	1.8	510	ug/L	1.8	0.36%
QC value within limits for Pb 220.353 Recovery = 102.06%								
Sb 206.836†	742.4	486	ug/L	9.1	486	ug/L	9.1	1.88%
QC value within limits for Sb 206.836 Recovery = 97.27%								
Se 196.026†	260.9	482	ug/L	9.1	482	ug/L	9.1	1.89%
QC value within limits for Se 196.026 Recovery = 96.35%								
Sn 189.927†	504.6	400	ug/L	0.9	400	ug/L	0.9	0.24%
QC value within limits for Sn 189.927 Recovery = 99.94%								
Sr 421.552†	243813.3	404	ug/L	1.1	404	ug/L	1.1	0.28%
QC value within limits for Sr 421.552 Recovery = 101.10%								
Ti 334.940†	213073.1	401	ug/L	0.3	401	ug/L	0.3	0.07%
QC value within limits for Ti 334.940 Recovery = 100.37%								
Tl 190.801†	528.0	509	ug/L	4.9	509	ug/L	4.9	0.96%
QC value within limits for Tl 190.801 Recovery = 101.85%								
V 292.402†	21727.3	500	ug/L	4.6	500	ug/L	4.6	0.91%
QC value within limits for V 292.402 Recovery = 100.06%								
Zn 206.200†	4418.7	504	ug/L	4.6	504	ug/L	4.6	0.91%
QC value within limits for Zn 206.200 Recovery = 100.83%								

All analyte(s) passed QC.

Sequence No.: 19 **Autosampler Location: 1**
Sample ID: CCB **Date Collected: 5/4/2012 1:29:44 PM**
Analyst: **Data Type: Original**
Initial Sample Wt: **Initial Sample Vol:**
Dilution: **Sample Prep Vol:**

Mean Data: CCB

Analyte	Mean Corrected Intensity	Calib. Conc.	Units	Std.Dev.	Sample Conc.	Units	Std.Dev.	RSD
Sc Radial	279009.3	98.0	%	0.49				0.50%
Sc 361.383	2421453.8	98.4	%	0.81				0.83%
Ag 328.068†	-34.7	0.252	ug/L	0.3453	0.252	ug/L	0.3453	136.94%
QC value within limits for Ag 328.068 Recovery = Not calculated								
Al 308.215†	13.0	3.76	ug/L	3.304	3.76	ug/L	3.304	87.92%
QC value within limits for Al 308.215 Recovery = Not calculated								
As 188.979†	3.3	2.94	ug/L	2.925	2.94	ug/L	2.925	99.57%
QC value within limits for As 188.979 Recovery = Not calculated								
Ba 233.527†	8.1	0.134	ug/L	0.0391	0.134	ug/L	0.0391	29.10%
QC value within limits for Ba 233.527 Recovery = Not calculated								
Be 234.861†	15.8	0.153	ug/L	0.0012	0.153	ug/L	0.0012	0.77%
QC value within limits for Be 234.861 Recovery = Not calculated								
Ca 315.887†	89.8	3.88	ug/L	0.689	3.88	ug/L	0.689	17.76%
QC value within limits for Ca 315.887 Recovery = Not calculated								
Cd 226.502†	-1.1	-0.087	ug/L	0.3677	-0.087	ug/L	0.3677	423.72%
QC value within limits for Cd 226.502 Recovery = Not calculated								
Co 228.616†	-7.3	0.021	ug/L	0.0937	0.021	ug/L	0.0937	439.87%
QC value within limits for Co 228.616 Recovery = Not calculated								
Cr 267.716†	1.5	0.311	ug/L	0.2355	0.311	ug/L	0.2355	75.66%
QC value within limits for Cr 267.716 Recovery = Not calculated								
Cu 324.752†	222.4	1.19	ug/L	0.294	1.19	ug/L	0.294	24.64%
QC value within limits for Cu 324.752 Recovery = Not calculated								
Fe 259.939†	97.2	6.58	ug/L	0.467	6.58	ug/L	0.467	7.09%
QC value within limits for Fe 259.939 Recovery = Not calculated								
K 766.490†	-37.2	-38.2	ug/L	11.52	-38.2	ug/L	11.52	30.15%
QC value within limits for K 766.490 Recovery = Not calculated								
Mg 279.077†	45.4	3.33	ug/L	1.302	3.33	ug/L	1.302	39.04%
QC value within limits for Mg 279.077 Recovery = Not calculated								
Mn 257.610†	52.2	-0.006	ug/L	0.0082	-0.006	ug/L	0.0082	145.47%
QC value within limits for Mn 257.610 Recovery = Not calculated								
Mo 202.031†	2.4	2.00	ug/L	0.375	2.00	ug/L	0.375	18.72%
QC value within limits for Mo 202.031 Recovery = Not calculated								
Na 589.592†	893.5	82.7	ug/L	1.42	82.7	ug/L	1.42	1.71%
QC value within limits for Na 589.592 Recovery = Not calculated								
Ni 231.604†	-1.3	-0.098	ug/L	0.2479	-0.098	ug/L	0.2479	253.65%
QC value within limits for Ni 231.604 Recovery = Not calculated								
Pb 220.353†	2.4	-0.872	ug/L	1.4154	-0.872	ug/L	1.4154	162.36%
QC value within limits for Pb 220.353 Recovery = Not calculated								
Sb 206.836†	4.5	0.637	ug/L	0.8818	0.637	ug/L	0.8818	138.46%
QC value within limits for Sb 206.836 Recovery = Not calculated								
Se 196.026†	-3.0	-0.625	ug/L	4.6171	-0.625	ug/L	4.6171	738.19%
QC value within limits for Se 196.026 Recovery = Not calculated								
Sn 189.927†	2.7	4.18	ug/L	2.917	4.18	ug/L	2.917	69.86%
QC value within limits for Sn 189.927 Recovery = Not calculated								
Sr 421.552†	68.8	0.051	ug/L	0.0016	0.051	ug/L	0.0016	3.16%
QC value within limits for Sr 421.552 Recovery = Not calculated								
Ti 334.940†	-26.4	-0.033	ug/L	0.0629	-0.033	ug/L	0.0629	190.50%
QC value within limits for Ti 334.940 Recovery = Not calculated								
Tl 190.801†	-0.7	0.199	ug/L	0.5981	0.199	ug/L	0.5981	300.33%
QC value within limits for Tl 190.801 Recovery = Not calculated								
V 292.402†	5.1	0.035	ug/L	0.1754	0.035	ug/L	0.1754	496.85%
QC value within limits for V 292.402 Recovery = Not calculated								
Zn 206.200†	1.7	0.162	ug/L	0.1811	0.162	ug/L	0.1811	111.74%
QC value within limits for Zn 206.200 Recovery = Not calculated								

All analyte(s) passed QC.

Sequence No.: 20
Sample ID: 350592804
Analyst:
Initial Sample Wt:
Dilution:

Autosampler Location: 48
Date Collected: 5/4/2012 1:35:52 PM
Data Type: Original
Initial Sample Vol:
Sample Prep Vol:

Mean Data: 350592804

Analyte	Mean Corrected Intensity	Calib. Conc.	Calib. Units	Std.Dev.	Sample Conc.	Sample Units	Std.Dev.	RSD
Sc Radial	281354.3	98.8	%	0.25				0.26%
Sc 361.383	2393114.6	97.2	%	0.50				0.51%
Ag 328.068†	-52.2	0.138	ug/L	0.0518	0.138	ug/L	0.0518	37.59%
Al 308.215†	745.5	457	ug/L	5.3	457	ug/L	5.3	1.17%
As 188.979†	9.1	9.96	ug/L	3.697	9.96	ug/L	3.697	37.14%
Ba 233.527†	8552.1	109	ug/L	1.1	109	ug/L	1.1	1.00%
Be 234.861†	7.5	0.159	ug/L	0.0224	0.159	ug/L	0.0224	14.07%
Ca 315.887†	348770.5	49200	ug/L	565.8	49200	ug/L	565.8	1.15%
Cd 226.502†	36.8	6.37	ug/L	0.484	6.37	ug/L	0.484	7.60%
Co 228.616†	49.0	2.99	ug/L	0.078	2.99	ug/L	0.078	2.62%
Cr 267.716†	139.6	4.57	ug/L	0.089	4.57	ug/L	0.089	1.94%
Cu 324.752†	8254.2	29.1	ug/L	0.40	29.1	ug/L	0.40	1.36%
Fe 259.939†	9452.9	774	ug/L	3.6	774	ug/L	3.6	0.46%
K 766.490†	3935.2	905	ug/L	25.8	905	ug/L	25.8	2.85%
Mg 279.077†	23751.9	2620	ug/L	13.8	2620	ug/L	13.8	0.53%
Mn 257.610†	115274.2	276	ug/L	0.8	276	ug/L	0.8	0.29%
Mo 202.031†	-1.4	0.780	ug/L	2.0721	0.780	ug/L	2.0721	265.61%
Na 589.592†	2421013.9	252000	ug/L	813.3	252000	ug/L	813.3	0.32%
Ni 231.604†	93.5	10.8	ug/L	0.61	10.8	ug/L	0.61	5.64%
Pb 220.353†	122.8	83.3	ug/L	2.67	83.3	ug/L	2.67	3.21%
Sb 206.836†	0.9	-1.80	ug/L	0.874	-1.80	ug/L	0.874	48.48%
Se 196.026†	-4.0	1.51	ug/L	6.255	1.51	ug/L	6.255	413.80%
Sn 189.927†	4.7	11.0	ug/L	3.42	11.0	ug/L	3.42	31.17%
Sr 421.552†	91344.6	151	ug/L	2.5	151	ug/L	2.5	1.68%
Ti 334.940†	6709.4	12.7	ug/L	0.06	12.7	ug/L	0.06	0.48%
Tl 190.801†	4.3	4.96	ug/L	3.360	4.96	ug/L	3.360	67.69%
V 292.402†	32.5	0.653	ug/L	0.0421	0.653	ug/L	0.0421	6.44%
Zn 206.200†	5805.7	662	ug/L	9.5	662	ug/L	9.5	1.44%

Sequence No.: 21
Sample ID: 350592805
Analyst:
Initial Sample Wt:
Dilution:

Autosampler Location: 49
Date Collected: 5/4/2012 1:42:11 PM
Data Type: Original
Initial Sample Vol:
Sample Prep Vol:

Mean Data: 350592805

Analyte	Mean Corrected Intensity	Calib. Conc.	Calib. Units	Std.Dev.	Sample Conc.	Sample Units	Std.Dev.	RSD
Sc Radial	277790.9	97.5	%	0.24				0.24%
Sc 361.383	2349784.6	95.5	%	0.62				0.65%
Ag 328.068†	-98.5	-0.192	ug/L	0.2436	-0.192	ug/L	0.2436	126.88%
Al 308.215†	154.5	91.3	ug/L	4.04	91.3	ug/L	4.04	4.42%
As 188.979†	5.7	5.94	ug/L	1.157	5.94	ug/L	1.157	19.46%
Ba 233.527†	9436.0	120	ug/L	1.5	120	ug/L	1.5	1.25%
Be 234.861†	-9.7	0.112	ug/L	0.0258	0.112	ug/L	0.0258	22.99%
Ca 315.887†	405704.0	57300	ug/L	40.0	57300	ug/L	40.0	0.07%
Cd 226.502†	66.8	11.5	ug/L	0.75	11.5	ug/L	0.75	6.54%
Co 228.616†	65.5	3.87	ug/L	0.163	3.87	ug/L	0.163	4.21%
Cr 267.716†	89.4	3.02	ug/L	0.281	3.02	ug/L	0.281	9.31%
Cu 324.752†	1771.9	5.82	ug/L	0.406	5.82	ug/L	0.406	6.97%
Fe 259.939†	18711.7	1530	ug/L	7.0	1530	ug/L	7.0	0.46%
K 766.490†	4853.9	1120	ug/L	10.0	1120	ug/L	10.0	0.89%
Mg 279.077†	27669.9	3050	ug/L	29.6	3050	ug/L	29.6	0.97%
Mn 257.610†	217150.3	519	ug/L	2.6	519	ug/L	2.6	0.50%
Mo 202.031†	-2.3	0.512	ug/L	0.6983	0.512	ug/L	0.6983	136.26%
Na 589.592†	2445734.3	255000	ug/L	3378.7	255000	ug/L	3378.7	1.33%
Ni 231.604†	151.6	17.5	ug/L	0.86	17.5	ug/L	0.86	4.91%
Pb 220.353†	3203.2	2240	ug/L	26.9	2240	ug/L	26.9	1.20%
Sb 206.836†	4.6	0.645	ug/L	0.9092	0.645	ug/L	0.9092	141.00%
Se 196.026†	-5.9	-1.23	ug/L	10.053	-1.23	ug/L	10.053	816.84%
Sn 189.927†	2.7	10.1	ug/L	1.33	10.1	ug/L	1.33	13.12%
Sr 421.552†	117665.2	195	ug/L	0.6	195	ug/L	0.6	0.32%
Ti 334.940†	89.6	0.185	ug/L	0.1073	0.185	ug/L	0.1073	57.86%
Tl 190.801†	3.0	3.77	ug/L	4.878	3.77	ug/L	4.878	129.55%
V 292.402†	5.4	0.006	ug/L	0.1012	0.006	ug/L	0.1012	>999.9%
Zn 206.200†	12290.1	1400	ug/L	7.8	1400	ug/L	7.8	0.55%

Sequence No.: 22
Sample ID: 350591501
Analyst:
Initial Sample Wt:
Dilution: 25X

Autosampler Location: 50
Date Collected: 5/4/2012 1:48:31 PM
Data Type: Original
Initial Sample Vol:
Sample Prep Vol:

Mean Data: 350591501

Analyte	Mean Corrected Intensity	Calib. Conc.	Calib. Units	Std.Dev.	Sample Conc.	Sample Units	Std.Dev.	RSD
Sc Radial	288961.0	101	%	0.9				0.87%
Sc 361.383	2503365.2	102	%	0.3				0.32%
Ag 328.068†	-35.2	0.271	ug/L	0.1135	6.79	ug/L	2.838	41.82%
Al 308.215†	4056.1	2510	ug/L	9.1	62600	ug/L	228.7	0.37%
As 188.979†	1.6	0.982	ug/L	1.0267	24.5	ug/L	25.67	104.58%
Ba 233.527†	46229.0	589	ug/L	6.5	14700	ug/L	162.1	1.10%
Be 234.861†	-17.2	0.040	ug/L	0.0275	0.994	ug/L	0.6864	69.04%
Ca 315.887†	11741.4	1650	ug/L	14.1	41200	ug/L	351.4	0.85%
Cd 226.502†	1.9	0.284	ug/L	0.5896	7.09	ug/L	14.740	207.97%
Co 228.616†	14.1	0.987	ug/L	0.1770	24.7	ug/L	4.42	17.93%
Cr 267.716†	80.1	2.73	ug/L	0.268	68.4	ug/L	6.71	9.81%
Cu 324.752†	64546.0	229	ug/L	2.4	5720	ug/L	61.2	1.07%
Fe 259.939†	13987.5	1150	ug/L	13.7	28600	ug/L	341.8	1.19%
K 766.490†	557.5	103	ug/L	13.6	2580	ug/L	339.5	13.17%
Mg 279.077†	655.2	70.7	ug/L	0.53	1770	ug/L	13.3	0.75%
Mn 257.610†	7593.3	18.0	ug/L	0.23	451	ug/L	5.7	1.27%
Mo 202.031†	0.6	1.46	ug/L	0.362	36.4	ug/L	9.06	24.87%
Na 589.592†	4041.9	411	ug/L	11.0	10300	ug/L	275.0	2.68%
Ni 231.604†	17.1	2.00	ug/L	0.321	50.1	ug/L	8.02	16.02%
Pb 220.353†	6.4	1.77	ug/L	0.853	44.4	ug/L	21.32	48.06%
Sb 206.836†	1.6	-1.16	ug/L	2.102	-29.0	ug/L	52.54	181.03%
Se 196.026†	1.3	7.40	ug/L	4.265	185	ug/L	106.6	57.62%
Sn 189.927†	12.6	12.5	ug/L	1.31	312	ug/L	32.6	10.47%
Sr 421.552†	8863.1	14.6	ug/L	0.14	366	ug/L	3.6	0.97%
Ti 334.940†	42813.0	80.7	ug/L	2.66	2020	ug/L	66.6	3.30%
Tl 190.801†	1.8	2.71	ug/L	1.041	67.7	ug/L	26.03	38.44%
V 292.402†	41.6	0.850	ug/L	0.0813	21.2	ug/L	2.03	9.57%
Zn 206.200†	13423.6	1530	ug/L	13.1	38300	ug/L	328.1	0.86%

Sequence No.: 23
Sample ID: 350591502
Analyst:
Initial Sample Wt:
Dilution: 10X

Autosampler Location: 51
Date Collected: 5/4/2012 1:53:47 PM
Data Type: Original
Initial Sample Vol:
Sample Prep Vol:

Mean Data: 350591502

Analyte	Mean Corrected Intensity	Calib. Conc.	Calib. Units	Std.Dev.	Sample Conc.	Sample Units	Std.Dev.	RSD
Sc Radial	281325.8	98.8	%	1.86				1.89%
Sc 361.383	2410253.5	97.9	%	1.17				1.19%
Ag 328.068†	410.8	6.74	ug/L	0.318	67.4	ug/L	3.18	4.72%
Al 308.215†	17054.6	10500	ug/L	24.5	105000	ug/L	245.2	0.23%
As 188.979†	-6.3	4.60	ug/L	4.500	46.0	ug/L	45.00	97.82%
Ba 233.527†	43801.2	554	ug/L	5.5	5540	ug/L	55.4	1.00%
Be 234.861†	-2124.4	-1.10	ug/L	0.635	-11.0	ug/L	6.35	57.62%
Ca 315.887†	417981.0	59000	ug/L	1121.6	590000	ug/L	11216.1	1.90%
Cd 226.502†	98.9	-1.98	ug/L	0.193	-19.8	ug/L	1.93	9.74%
Co 228.616†	5788.8	302	ug/L	2.9	3020	ug/L	29.5	0.97%
Cr 267.716†	2029.0	62.7	ug/L	0.60	627	ug/L	6.0	0.95%
Cu 324.752†	40754.5	140	ug/L	1.8	1400	ug/L	18.1	1.29%
Fe 259.939†	1932449.6	158000	ug/L	3110.6	1580000	ug/L	31105.7	1.96%
K 766.490†	3030.4	690	ug/L	14.7	6900	ug/L	146.7	2.13%
Mg 279.077†	164320.4	18100	ug/L	438.7	181000	ug/L	4387.1	2.42%
Mn 257.610†	1147365.9	2740	ug/L	9.4	27400	ug/L	93.9	0.34%
Mo 202.031†	3.7	8.45	ug/L	0.363	84.5	ug/L	3.63	4.29%
Na 589.592†	9741.4	1000	ug/L	14.2	10000	ug/L	141.9	1.41%
Ni 231.604†	499.7	54.5	ug/L	0.43	545	ug/L	4.3	0.79%
Pb 220.353†	118.3	73.7	ug/L	4.67	737	ug/L	46.7	6.34%
Sb 206.836†	6.5	-0.133	ug/L	1.6692	-1.33	ug/L	16.692	>999.9%
Se 196.026†	-13.0	-16.6	ug/L	5.13	-166	ug/L	51.3	30.84%
Sn 189.927†	44.7	45.8	ug/L	1.91	458	ug/L	19.1	4.17%
Sr 421.552†	44082.7	73.1	ug/L	0.30	731	ug/L	3.0	0.41%
Ti 334.940†	1045447.6	1970	ug/L	9.6	19700	ug/L	95.8	0.49%
Tl 190.801†	-6.2	-1.17	ug/L	2.106	-11.7	ug/L	21.06	179.66%
V 292.402†	1180.7	23.1	ug/L	0.33	231	ug/L	3.3	1.44%
Zn 206.200†	19835.5	2260	ug/L	12.9	22600	ug/L	128.9	0.57%

Sequence No.: 24
Sample ID: 128860MB
Analyst:
Initial Sample Wt:
Dilution:

Autosampler Location: 52
Date Collected: 5/4/2012 1:59:05 PM
Data Type: Original
Initial Sample Vol:
Sample Prep Vol:

Mean Data: 128860MB

Analyte	Mean Corrected Intensity	Calib. Conc.	Units	Std.Dev.	Sample Conc.	Units	Std.Dev.	RSD
Sc Radial	280286.5	98.4	%	0.69				0.70%
Sc 361.383	2414006.9	98.1	%	2.28				2.32%
Ag 328.068†	-29.8	0.289	ug/L	0.4894	0.289	ug/L	0.4894	169.46%
Al 308.215†	7.3	0.234	ug/L	3.4074	0.234	ug/L	3.4074	>999.9%
As 188.979†	0.8	-0.067	ug/L	0.3798	-0.067	ug/L	0.3798	570.17%
Ba 233.527†	7.7	0.129	ug/L	0.0619	0.129	ug/L	0.0619	48.07%
Be 234.861†	-8.8	0.008	ug/L	0.0463	0.008	ug/L	0.0463	594.96%
Ca 315.887†	464.0	56.7	ug/L	0.56	56.7	ug/L	0.56	0.98%
Cd 226.502†	-3.9	-0.581	ug/L	0.2477	-0.581	ug/L	0.2477	42.63%
Co 228.616†	-10.1	-0.128	ug/L	0.1701	-0.128	ug/L	0.1701	132.77%
Cr 267.716†	5.8	0.443	ug/L	0.2413	0.443	ug/L	0.2413	54.50%
Cu 324.752†	132.3	0.867	ug/L	0.3495	0.867	ug/L	0.3495	40.29%
Fe 259.939†	125.1	8.87	ug/L	1.767	8.87	ug/L	1.767	19.91%
K 766.490†	-81.8	-48.8	ug/L	38.47	-48.8	ug/L	38.47	78.84%
Mg 279.077†	21.2	0.674	ug/L	0.4727	0.674	ug/L	0.4727	70.18%
Mn 257.610†	1439.4	3.31	ug/L	0.138	3.31	ug/L	0.138	4.16%
Mo 202.031†	-0.3	1.12	ug/L	0.760	1.12	ug/L	0.760	67.92%
Na 589.592†	507.9	42.5	ug/L	4.19	42.5	ug/L	4.19	9.86%
Ni 231.604†	-6.8	-0.730	ug/L	0.3783	-0.730	ug/L	0.3783	51.82%
Pb 220.353†	6.3	1.81	ug/L	0.346	1.81	ug/L	0.346	19.12%
Sb 206.836†	7.0	2.34	ug/L	1.500	2.34	ug/L	1.500	64.02%
Se 196.026†	-2.4	0.599	ug/L	1.6001	0.599	ug/L	1.6001	267.22%
Sn 189.927†	1.2	2.98	ug/L	3.200	2.98	ug/L	3.200	107.22%
Sr 421.552†	53.2	0.025	ug/L	0.0268	0.025	ug/L	0.0268	105.98%
Ti 334.940†	81.1	0.170	ug/L	0.0287	0.170	ug/L	0.0287	16.91%
Tl 190.801†	0.7	1.47	ug/L	1.032	1.47	ug/L	1.032	70.14%
V 292.402†	5.1	0.035	ug/L	0.0374	0.035	ug/L	0.0374	107.96%
Zn 206.200†	20.4	2.30	ug/L	0.199	2.30	ug/L	0.199	8.65%

Sequence No.: 25
Sample ID: 128861LCS
Analyst:
Initial Sample Wt:
Dilution:

Autosampler Location: 53
Date Collected: 5/4/2012 2:05:15 PM
Data Type: Original
Initial Sample Vol:
Sample Prep Vol:

Mean Data: 128861LCS

Analyte	Mean Corrected Intensity	Calib. Conc.	Calib. Units	Std.Dev.	Sample Conc.	Sample Units	Std.Dev.	RSD
Sc Radial	272971.8	95.9	%	0.39				0.41%
Sc 361.383	2309944.9	93.9	%	0.38				0.40%
Ag 328.068†	26007.8	195	ug/L	1.5	195	ug/L	1.5	0.77%
Al 308.215†	81714.8	50600	ug/L	309.4	50600	ug/L	309.4	0.61%
As 188.979†	415.0	507	ug/L	5.5	507	ug/L	5.5	1.09%
Ba 233.527†	117964.0	1500	ug/L	13.6	1500	ug/L	13.6	0.91%
Be 234.861†	85529.6	510	ug/L	1.1	510	ug/L	1.1	0.21%
Ca 315.887†	359655.2	50800	ug/L	111.5	50800	ug/L	111.5	0.22%
Cd 226.502†	2844.0	485	ug/L	1.5	485	ug/L	1.5	0.30%
Co 228.616†	9328.9	498	ug/L	4.6	498	ug/L	4.6	0.92%
Cr 267.716†	16378.6	506	ug/L	4.8	506	ug/L	4.8	0.95%
Cu 324.752†	140485.8	496	ug/L	0.2	496	ug/L	0.2	0.04%
Fe 259.939†	622152.3	51000	ug/L	134.2	51000	ug/L	134.2	0.26%
K 766.490†	214983.7	51000	ug/L	369.5	51000	ug/L	369.5	0.72%
Mg 279.077†	451773.4	49900	ug/L	149.2	49900	ug/L	149.2	0.30%
Mn 257.610†	210641.1	503	ug/L	1.1	503	ug/L	1.1	0.22%
Mo 202.031†	1562.2	513	ug/L	3.3	513	ug/L	3.3	0.64%
Na 589.592†	489520.7	51000	ug/L	157.1	51000	ug/L	157.1	0.31%
Ni 231.604†	4321.4	496	ug/L	0.9	496	ug/L	0.9	0.19%
Pb 220.353†	723.8	505	ug/L	6.9	505	ug/L	6.9	1.37%
Sb 206.836†	742.5	486	ug/L	2.0	486	ug/L	2.0	0.42%
Se 196.026†	253.8	471	ug/L	2.8	471	ug/L	2.8	0.60%
Sn 189.927†	639.7	508	ug/L	2.3	508	ug/L	2.3	0.44%
Sr 421.552†	298666.7	495	ug/L	1.5	495	ug/L	1.5	0.31%
Ti 334.940†	282637.8	533	ug/L	1.1	533	ug/L	1.1	0.20%
Tl 190.801†	510.3	492	ug/L	6.4	492	ug/L	6.4	1.31%
V 292.402†	22804.0	525	ug/L	5.8	525	ug/L	5.8	1.11%
Zn 206.200†	4384.5	500	ug/L	1.6	500	ug/L	1.6	0.33%

Sequence No.: 26
Sample ID: 128862LCSD
Analyst:
Initial Sample Wt:
Dilution:

Autosampler Location: 54
Date Collected: 5/4/2012 2:10:29 PM
Data Type: Original
Initial Sample Vol:
Sample Prep Vol:

Mean Data: 128862LCSD

Analyte	Mean Corrected Intensity	Calib. Conc.	Calib. Units	Std.Dev.	Sample Conc.	Sample Units	Std.Dev.	RSD
Sc Radial	275575.5	96.8	%	0.10				0.11%
Sc 361.383	2351734.5	95.6	%	0.62				0.65%
Ag 328.068†	25584.7	192	ug/L	1.5	192	ug/L	1.5	0.80%
Al 308.215†	81716.7	50600	ug/L	79.3	50600	ug/L	79.3	0.16%
As 188.979†	416.2	508	ug/L	5.6	508	ug/L	5.6	1.11%
Ba 233.527†	115420.9	1470	ug/L	2.1	1470	ug/L	2.1	0.15%
Be 234.861†	84838.8	506	ug/L	5.1	506	ug/L	5.1	1.01%
Ca 315.887†	359005.9	50700	ug/L	85.6	50700	ug/L	85.6	0.17%
Cd 226.502†	2825.6	482	ug/L	1.8	482	ug/L	1.8	0.38%
Co 228.616†	9069.3	484	ug/L	1.1	484	ug/L	1.1	0.22%
Cr 267.716†	15975.3	493	ug/L	0.8	493	ug/L	0.8	0.15%
Cu 324.752†	140866.3	497	ug/L	3.1	497	ug/L	3.1	0.62%
Fe 259.939†	625137.0	51300	ug/L	168.4	51300	ug/L	168.4	0.33%
K 766.490†	216167.4	51300	ug/L	271.4	51300	ug/L	271.4	0.53%
Mg 279.077†	454795.2	50200	ug/L	381.0	50200	ug/L	381.0	0.76%
Mn 257.610†	210357.4	503	ug/L	3.7	503	ug/L	3.7	0.74%
Mo 202.031†	1543.9	507	ug/L	1.0	507	ug/L	1.0	0.19%
Na 589.592†	494570.7	51500	ug/L	216.1	51500	ug/L	216.1	0.42%
Ni 231.604†	4300.0	494	ug/L	1.1	494	ug/L	1.1	0.23%
Pb 220.353†	721.2	503	ug/L	1.4	503	ug/L	1.4	0.27%
Sb 206.836†	733.7	481	ug/L	1.3	481	ug/L	1.3	0.26%
Se 196.026†	252.4	468	ug/L	7.4	468	ug/L	7.4	1.58%
Sn 189.927†	641.5	510	ug/L	1.0	510	ug/L	1.0	0.20%
Sr 421.552†	301822.6	501	ug/L	1.3	501	ug/L	1.3	0.26%
Ti 334.940†	283120.3	533	ug/L	0.6	533	ug/L	0.6	0.12%
Tl 190.801†	505.1	487	ug/L	3.4	487	ug/L	3.4	0.70%
V 292.402†	22337.3	514	ug/L	4.1	514	ug/L	4.1	0.80%
Zn 206.200†	4328.2	493	ug/L	2.5	493	ug/L	2.5	0.50%

Sequence No.: 27
Sample ID: 350592701
Analyst:
Initial Sample Wt:
Dilution:

Autosampler Location: 55
Date Collected: 5/4/2012 2:15:41 PM
Data Type: Original
Initial Sample Vol:
Sample Prep Vol:

Mean Data: 350592701

Analyte	Mean Corrected Intensity	Calib. Conc.	Calib. Units	Std.Dev.	Sample Conc.	Sample Units	Std.Dev.	RSD
Sc Radial	282698.0	99.3	%	0.17				0.17%
Sc 361.383	2408948.3	97.9	%	0.45				0.46%
Ag 328.068†	-79.0	0.306	ug/L	0.1864	0.306	ug/L	0.1864	60.86%
Al 308.215†	32670.4	20200	ug/L	75.9	20200	ug/L	75.9	0.38%
As 188.979†	12.7	16.1	ug/L	0.96	16.1	ug/L	0.96	6.01%
Ba 233.527†	8204.7	104	ug/L	1.3	104	ug/L	1.3	1.29%
Be 234.861†	-230.5	0.077	ug/L	0.0535	0.077	ug/L	0.0535	69.28%
Ca 315.887†	62424.4	8810	ug/L	27.3	8810	ug/L	27.3	0.31%
Cd 226.502†	9.7	-0.543	ug/L	0.6098	-0.543	ug/L	0.6098	112.34%
Co 228.616†	18.5	0.403	ug/L	0.0680	0.403	ug/L	0.0680	16.89%
Cr 267.716†	1194.1	37.1	ug/L	0.32	37.1	ug/L	0.32	0.86%
Cu 324.752†	40821.3	145	ug/L	0.9	145	ug/L	0.9	0.60%
Fe 259.939†	234093.3	19200	ug/L	37.0	19200	ug/L	37.0	0.19%
K 766.490†	775.4	155	ug/L	24.9	155	ug/L	24.9	16.11%
Mg 279.077†	3429.3	377	ug/L	2.0	377	ug/L	2.0	0.53%
Mn 257.610†	34205.8	81.6	ug/L	0.33	81.6	ug/L	0.33	0.40%
Mo 202.031†	3.8	3.19	ug/L	1.153	3.19	ug/L	1.153	36.16%
Na 589.592†	839.9	77.1	ug/L	6.80	77.1	ug/L	6.80	8.81%
Ni 231.604†	56.1	6.10	ug/L	0.550	6.10	ug/L	0.550	9.01%
Pb 220.353†	660.3	460	ug/L	0.8	460	ug/L	0.8	0.18%
Sb 206.836†	6.7	1.60	ug/L	1.159	1.60	ug/L	1.159	72.65%
Se 196.026†	-5.5	-4.79	ug/L	7.290	-4.79	ug/L	7.290	152.17%
Sn 189.927†	72.2	59.8	ug/L	3.14	59.8	ug/L	3.14	5.25%
Sr 421.552†	112094.9	186	ug/L	0.4	186	ug/L	0.4	0.21%
Ti 334.940†	126118.6	238	ug/L	5.8	238	ug/L	5.8	2.42%
Tl 190.801†	0.4	1.82	ug/L	1.828	1.82	ug/L	1.828	100.70%
V 292.402†	1573.1	35.7	ug/L	0.26	35.7	ug/L	0.26	0.72%
Zn 206.200†	2877.5	328	ug/L	2.1	328	ug/L	2.1	0.64%

Sequence No.: 28
Sample ID: 350592701L
Analyst:
Initial Sample Wt:
Dilution: 5X

Autosampler Location: 56
Date Collected: 5/4/2012 2:20:51 PM
Data Type: Original
Initial Sample Vol:
Sample Prep Vol:

Mean Data: 350592701L

Analyte	Mean Corrected Intensity	Calib. Conc.	Calib. Units	Std.Dev.	Sample Conc.	Sample Units	Std.Dev.	RSD
Sc Radial	278708.9	97.9	%	0.25				0.25%
Sc 361.383	2420824.1	98.4	%	0.54				0.55%
Ag 328.068†	-49.5	0.218	ug/L	0.2774	1.09	ug/L	1.387	127.09%
Al 308.215†	6480.6	4010	ug/L	23.3	20000	ug/L	116.7	0.58%
As 188.979†	3.6	3.67	ug/L	2.627	18.3	ug/L	13.13	71.64%
Ba 233.527†	1623.4	20.6	ug/L	0.08	103	ug/L	0.4	0.38%
Be 234.861†	-23.6	0.195	ug/L	0.0648	0.974	ug/L	0.3240	33.27%
Ca 315.887†	12533.9	1760	ug/L	6.3	8800	ug/L	31.7	0.36%
Cd 226.502†	1.2	-0.160	ug/L	0.4196	-0.801	ug/L	2.0981	262.06%
Co 228.616†	0.0	0.216	ug/L	0.2193	1.08	ug/L	1.097	101.68%
Cr 267.716†	242.9	7.76	ug/L	0.120	38.8	ug/L	0.60	1.55%
Cu 324.752†	7989.5	28.6	ug/L	0.53	143	ug/L	2.6	1.84%
Fe 259.939†	46650.9	3820	ug/L	12.8	19100	ug/L	64.2	0.34%
K 766.490†	121.5	-0.497	ug/L	12.2100	-2.49	ug/L	61.050	>999.9%
Mg 279.077†	845.7	91.7	ug/L	3.49	459	ug/L	17.4	3.80%
Mn 257.610†	6877.8	16.3	ug/L	0.10	81.5	ug/L	0.48	0.58%
Mo 202.031†	0.6	1.55	ug/L	0.353	7.74	ug/L	1.766	22.83%
Na 589.592†	646.5	57.0	ug/L	7.91	285	ug/L	39.5	13.88%
Ni 231.604†	12.2	1.38	ug/L	0.465	6.89	ug/L	2.327	33.77%
Pb 220.353†	130.0	88.5	ug/L	5.63	442	ug/L	28.2	6.37%
Sb 206.836†	3.5	-0.087	ug/L	4.1181	-0.435	ug/L	20.5905	>999.9%
Se 196.026†	-4.3	-2.82	ug/L	1.451	-14.1	ug/L	7.25	51.52%
Sn 189.927†	13.3	12.7	ug/L	0.20	63.4	ug/L	1.00	1.58%
Sr 421.552†	22227.5	36.8	ug/L	0.33	184	ug/L	1.7	0.90%
Ti 334.940†	24907.1	46.9	ug/L	0.65	235	ug/L	3.3	1.39%
Tl 190.801†	-0.9	0.099	ug/L	2.7141	0.494	ug/L	13.5705	>999.9%
V 292.402†	308.8	6.95	ug/L	0.284	34.7	ug/L	1.42	4.09%
Zn 206.200†	586.5	66.8	ug/L	0.16	334	ug/L	0.8	0.24%

Sequence No.: 29
Sample ID: 128863MS
Analyst:
Initial Sample Wt:
Dilution:

Autosampler Location: 57
Date Collected: 5/4/2012 2:26:07 PM
Data Type: Original
Initial Sample Vol:
Sample Prep Vol:

Mean Data: 128863MS

Analyte	Mean Corrected Intensity	Calib. Conc.	Units	Std.Dev.	Sample Conc.	Units	Std.Dev.	RSD
Sc Radial	276581.7	97.1	%	0.28				0.29%
Sc 361.383	2334513.9	94.9	%	0.10				0.11%
Ag 328.068†	25755.9	193	ug/L	1.2	193	ug/L	1.2	0.62%
Al 308.215†	131483.1	81400	ug/L	184.8	81400	ug/L	184.8	0.23%
As 188.979†	420.3	514	ug/L	2.6	514	ug/L	2.6	0.51%
Ba 233.527†	125006.4	1590	ug/L	6.1	1590	ug/L	6.1	0.39%
Be 234.861†	83550.5	499	ug/L	1.3	499	ug/L	1.3	0.25%
Ca 315.887†	420430.4	59400	ug/L	98.6	59400	ug/L	98.6	0.17%
Cd 226.502†	2777.9	472	ug/L	2.2	472	ug/L	2.2	0.46%
Co 228.616†	9033.8	481	ug/L	4.3	481	ug/L	4.3	0.89%
Cr 267.716†	17057.5	526	ug/L	3.1	526	ug/L	3.1	0.59%
Cu 324.752†	182888.2	646	ug/L	1.0	646	ug/L	1.0	0.15%
Fe 259.939†	783647.2	64300	ug/L	88.2	64300	ug/L	88.2	0.14%
K 766.490†	215867.8	51200	ug/L	188.7	51200	ug/L	188.7	0.37%
Mg 279.077†	447765.7	49400	ug/L	171.1	49400	ug/L	171.1	0.35%
Mn 257.610†	245869.1	587	ug/L	1.0	587	ug/L	1.0	0.17%
Mo 202.031†	1516.6	498	ug/L	2.3	498	ug/L	2.3	0.47%
Na 589.592†	488061.5	50900	ug/L	7.2	50900	ug/L	7.2	0.01%
Ni 231.604†	4288.6	492	ug/L	2.7	492	ug/L	2.7	0.55%
Pb 220.353†	1378.6	965	ug/L	7.9	965	ug/L	7.9	0.82%
Sb 206.836†	703.0	460	ug/L	2.8	460	ug/L	2.8	0.60%
Se 196.026†	244.6	454	ug/L	12.1	454	ug/L	12.1	2.67%
Sn 189.927†	702.6	559	ug/L	7.2	559	ug/L	7.2	1.29%
Sr 421.552†	432696.2	718	ug/L	1.0	718	ug/L	1.0	0.14%
Ti 334.940†	380771.4	717	ug/L	6.1	717	ug/L	6.1	0.85%
Tl 190.801†	498.4	481	ug/L	3.2	481	ug/L	3.2	0.66%
V 292.402†	23733.5	546	ug/L	2.3	546	ug/L	2.3	0.42%
Zn 206.200†	7240.9	825	ug/L	4.8	825	ug/L	4.8	0.58%

Sequence No.: 30 **Autosampler Location: 4**
Sample ID: CCV **Date Collected: 5/4/2012 2:31:21 PM**
Analyst: **Data Type: Original**
Initial Sample Wt: **Initial Sample Vol:**
Dilution: **Sample Prep Vol:**

Mean Data: CCV

Analyte	Mean Corrected Intensity	Calib. Conc.	Units	Std.Dev.	Sample Conc.	Units	Std.Dev.	RSD
Sc Radial	275531.2	96.8	%	0.85				0.88%
Sc 361.383	2375939.0	96.6	%	1.28				1.33%
Ag 328.068†	68178.2	509	ug/L	6.6	509	ug/L	6.6	1.30%
QC value within limits for Ag 328.068 Recovery = 101.75%								
Al 308.215†	40624.4	25100	ug/L	102.4	25100	ug/L	102.4	0.41%
QC value within limits for Al 308.215 Recovery = 100.56%								
As 188.979†	423.9	517	ug/L	5.1	517	ug/L	5.1	1.00%
QC value within limits for As 188.979 Recovery = 103.34%								
Ba 233.527†	40127.1	510	ug/L	9.8	510	ug/L	9.8	1.92%
QC value within limits for Ba 233.527 Recovery = 102.05%								
Be 234.861†	85405.9	508	ug/L	6.1	508	ug/L	6.1	1.19%
QC value within limits for Be 234.861 Recovery = 101.69%								
Ca 315.887†	179300.3	25300	ug/L	65.6	25300	ug/L	65.6	0.26%
QC value within limits for Ca 315.887 Recovery = 101.23%								
Cd 226.502†	2925.6	501	ug/L	9.5	501	ug/L	9.5	1.91%
QC value within limits for Cd 226.502 Recovery = 100.14%								
Co 228.616†	9526.5	509	ug/L	9.5	509	ug/L	9.5	1.86%
QC value within limits for Co 228.616 Recovery = 101.81%								
Cr 267.716†	16463.9	508	ug/L	10.2	508	ug/L	10.2	2.00%
QC value within limits for Cr 267.716 Recovery = 101.63%								
Cu 324.752†	139338.5	492	ug/L	3.4	492	ug/L	3.4	0.69%
QC value within limits for Cu 324.752 Recovery = 98.37%								
Fe 259.939†	504141.0	41300	ug/L	107.4	41300	ug/L	107.4	0.26%
QC value within limits for Fe 259.939 Recovery = 103.37%								
K 766.490†	106387.7	25200	ug/L	40.9	25200	ug/L	40.9	0.16%
QC value within limits for K 766.490 Recovery = 100.96%								
Mg 279.077†	235925.5	26000	ug/L	492.2	26000	ug/L	492.2	1.89%
QC value within limits for Mg 279.077 Recovery = 104.14%								
Mn 257.610†	210728.9	504	ug/L	5.2	504	ug/L	5.2	1.04%
QC value within limits for Mn 257.610 Recovery = 100.72%								
Mo 202.031†	1545.2	507	ug/L	5.5	507	ug/L	5.5	1.08%
QC value within limits for Mo 202.031 Recovery = 101.33%								
Na 589.592†	245130.0	25500	ug/L	75.8	25500	ug/L	75.8	0.30%
QC value within limits for Na 589.592 Recovery = 102.16%								
Ni 231.604†	4431.7	509	ug/L	6.5	509	ug/L	6.5	1.28%
QC value within limits for Ni 231.604 Recovery = 101.80%								
Pb 220.353†	740.8	516	ug/L	4.9	516	ug/L	4.9	0.95%
QC value within limits for Pb 220.353 Recovery = 103.15%								
Sb 206.836†	752.4	493	ug/L	8.8	493	ug/L	8.8	1.79%
QC value within limits for Sb 206.836 Recovery = 98.58%								
Se 196.026†	263.5	486	ug/L	8.5	486	ug/L	8.5	1.75%
QC value within limits for Se 196.026 Recovery = 97.28%								
Sn 189.927†	509.5	404	ug/L	3.4	404	ug/L	3.4	0.85%
QC value within limits for Sn 189.927 Recovery = 100.93%								
Sr 421.552†	246394.8	409	ug/L	1.3	409	ug/L	1.3	0.32%
QC value within limits for Sr 421.552 Recovery = 102.17%								
Ti 334.940†	215888.8	407	ug/L	4.0	407	ug/L	4.0	0.99%
QC value within limits for Ti 334.940 Recovery = 101.70%								
Tl 190.801†	532.4	513	ug/L	9.2	513	ug/L	9.2	1.79%
QC value within limits for Tl 190.801 Recovery = 102.67%								
V 292.402†	22429.1	517	ug/L	6.9	517	ug/L	6.9	1.34%
QC value within limits for V 292.402 Recovery = 103.30%								
Zn 206.200†	4496.0	513	ug/L	6.9	513	ug/L	6.9	1.34%
QC value within limits for Zn 206.200 Recovery = 102.60%								

All analyte(s) passed QC.

Sequence No.: 31 **Autosampler Location: 1**
Sample ID: CCB **Date Collected: 5/4/2012 2:36:34 PM**
Analyst: **Data Type: Original**
Initial Sample Wt: **Initial Sample Vol:**
Dilution: **Sample Prep Vol:**

Mean Data: CCB

Analyte	Mean Corrected Intensity	Calib. Conc.	Units	Std.Dev.	Sample Conc.	Units	Std.Dev.	RSD
Sc Radial	278116.5	97.7	%	1.07				1.09%
Sc 361.383	2383814.4	96.9	%	1.07				1.11%
Ag 328.068†	-16.8	0.386	ug/L	0.1166	0.386	ug/L	0.1166	30.18%
QC value within limits for Ag 328.068 Recovery = Not calculated								
Al 308.215†	31.7	15.4	ug/L	1.59	15.4	ug/L	1.59	10.38%
QC value within limits for Al 308.215 Recovery = Not calculated								
As 188.979†	0.6	-0.323	ug/L	1.6995	-0.323	ug/L	1.6995	525.95%
QC value within limits for As 188.979 Recovery = Not calculated								
Ba 233.527†	19.0	0.273	ug/L	0.0461	0.273	ug/L	0.0461	16.89%
QC value within limits for Ba 233.527 Recovery = Not calculated								
Be 234.861†	23.3	0.198	ug/L	0.0252	0.198	ug/L	0.0252	12.72%
QC value within limits for Be 234.861 Recovery = Not calculated								
Ca 315.887†	83.5	3.00	ug/L	0.825	3.00	ug/L	0.825	27.53%
QC value within limits for Ca 315.887 Recovery = Not calculated								
Cd 226.502†	0.1	0.109	ug/L	0.2115	0.109	ug/L	0.2115	193.52%
QC value within limits for Cd 226.502 Recovery = Not calculated								
Co 228.616†	-10.4	-0.149	ug/L	0.2592	-0.149	ug/L	0.2592	174.15%
QC value within limits for Co 228.616 Recovery = Not calculated								
Cr 267.716†	10.9	0.600	ug/L	0.0670	0.600	ug/L	0.0670	11.16%
QC value within limits for Cr 267.716 Recovery = Not calculated								
Cu 324.752†	238.8	1.25	ug/L	0.319	1.25	ug/L	0.319	25.50%
QC value within limits for Cu 324.752 Recovery = Not calculated								
Fe 259.939†	202.8	15.2	ug/L	0.63	15.2	ug/L	0.63	4.16%
QC value within limits for Fe 259.939 Recovery = Not calculated								
K 766.490†	-15.5	-33.0	ug/L	13.94	-33.0	ug/L	13.94	42.18%
QC value within limits for K 766.490 Recovery = Not calculated								
Mg 279.077†	94.5	8.75	ug/L	0.340	8.75	ug/L	0.340	3.88%
QC value within limits for Mg 279.077 Recovery = Not calculated								
Mn 257.610†	59.0	0.010	ug/L	0.0334	0.010	ug/L	0.0334	321.12%
QC value within limits for Mn 257.610 Recovery = Not calculated								
Mo 202.031†	1.1	1.57	ug/L	0.904	1.57	ug/L	0.904	57.69%
QC value within limits for Mo 202.031 Recovery = Not calculated								
Na 589.592†	249.6	15.6	ug/L	4.09	15.6	ug/L	4.09	26.22%
QC value within limits for Na 589.592 Recovery = Not calculated								
Ni 231.604†	-1.9	-0.157	ug/L	0.2918	-0.157	ug/L	0.2918	185.52%
QC value within limits for Ni 231.604 Recovery = Not calculated								
Pb 220.353†	8.3	3.21	ug/L	1.136	3.21	ug/L	1.136	35.35%
QC value within limits for Pb 220.353 Recovery = Not calculated								
Sb 206.836†	4.6	0.719	ug/L	1.8179	0.719	ug/L	1.8179	252.73%
QC value within limits for Sb 206.836 Recovery = Not calculated								
Se 196.026†	-1.1	2.85	ug/L	4.276	2.85	ug/L	4.276	149.95%
QC value within limits for Se 196.026 Recovery = Not calculated								
Sn 189.927†	-2.5	0.071	ug/L	1.7792	0.071	ug/L	1.7792	>999.9%
QC value within limits for Sn 189.927 Recovery = Not calculated								
Sr 421.552†	128.6	0.150	ug/L	0.0118	0.150	ug/L	0.0118	7.83%
QC value within limits for Sr 421.552 Recovery = Not calculated								
Ti 334.940†	9.5	0.035	ug/L	0.0471	0.035	ug/L	0.0471	135.88%
QC value within limits for Ti 334.940 Recovery = Not calculated								
Tl 190.801†	0.1	0.925	ug/L	2.3470	0.925	ug/L	2.3470	253.60%
QC value within limits for Tl 190.801 Recovery = Not calculated								
V 292.402†	8.6	0.115	ug/L	0.0184	0.115	ug/L	0.0184	16.00%
QC value within limits for V 292.402 Recovery = Not calculated								
Zn 206.200†	1.7	0.169	ug/L	0.2019	0.169	ug/L	0.2019	119.73%
QC value within limits for Zn 206.200 Recovery = Not calculated								

All analyte(s) passed QC.

Sequence No.: 32
Sample ID: 128864MSD
Analyst:
Initial Sample Wt:
Dilution:

Autosampler Location: 58
Date Collected: 5/4/2012 2:42:43 PM
Data Type: Original
Initial Sample Vol:
Sample Prep Vol:

Mean Data: 128864MSD

Analyte	Mean Corrected Intensity	Calib. Conc.	Calib. Units	Std.Dev.	Sample Conc.	Sample Units	Std.Dev.	RSD
Sc Radial	272431.2	95.7	%	0.91				0.95%
Sc 361.383	2309836.0	93.9	%	0.60				0.64%
Ag 328.068†	26003.6	195	ug/L	1.1	195	ug/L	1.1	0.58%
Al 308.215†	129408.6	80100	ug/L	387.3	80100	ug/L	387.3	0.48%
As 188.979†	433.4	530	ug/L	2.0	530	ug/L	2.0	0.38%
Ba 233.527†	126774.9	1610	ug/L	15.8	1610	ug/L	15.8	0.98%
Be 234.861†	85451.1	510	ug/L	1.3	510	ug/L	1.3	0.26%
Ca 315.887†	410929.4	58000	ug/L	136.4	58000	ug/L	136.4	0.24%
Cd 226.502†	2830.6	481	ug/L	1.9	481	ug/L	1.9	0.40%
Co 228.616†	9271.1	494	ug/L	4.8	494	ug/L	4.8	0.97%
Cr 267.716†	17404.8	537	ug/L	6.1	537	ug/L	6.1	1.13%
Cu 324.752†	186658.4	659	ug/L	4.9	659	ug/L	4.9	0.74%
Fe 259.939†	800306.9	65600	ug/L	219.4	65600	ug/L	219.4	0.33%
K 766.490†	217072.0	51500	ug/L	296.7	51500	ug/L	296.7	0.58%
Mg 279.077†	459661.4	50700	ug/L	1057.5	50700	ug/L	1057.5	2.08%
Mn 257.610†	249332.4	596	ug/L	4.1	596	ug/L	4.1	0.68%
Mo 202.031†	1549.8	509	ug/L	4.2	509	ug/L	4.2	0.82%
Na 589.592†	492562.2	51300	ug/L	242.2	51300	ug/L	242.2	0.47%
Ni 231.604†	4388.0	503	ug/L	1.5	503	ug/L	1.5	0.30%
Pb 220.353†	1333.7	934	ug/L	6.0	934	ug/L	6.0	0.64%
Sb 206.836†	731.0	478	ug/L	1.7	478	ug/L	1.7	0.35%
Se 196.026†	256.1	475	ug/L	12.6	475	ug/L	12.6	2.65%
Sn 189.927†	728.1	579	ug/L	1.5	579	ug/L	1.5	0.26%
Sr 421.552†	424308.0	704	ug/L	3.2	704	ug/L	3.2	0.45%
Ti 334.940†	387450.9	730	ug/L	11.7	730	ug/L	11.7	1.60%
Tl 190.801†	507.9	491	ug/L	2.5	491	ug/L	2.5	0.51%
V 292.402†	23839.5	548	ug/L	4.1	548	ug/L	4.1	0.74%
Zn 206.200†	7010.4	799	ug/L	4.5	799	ug/L	4.5	0.56%

Sequence No.: 33
Sample ID: 350592701A
Analyst:
Initial Sample Wt:
Dilution:

Autosampler Location: 59
Date Collected: 5/4/2012 2:47:59 PM
Data Type: Original
Initial Sample Vol:
Sample Prep Vol:

Mean Data: 350592701A

Analyte	Mean Corrected Intensity	Calib. Conc.	Calib. Units	Std.Dev.	Sample Conc.	Sample Units	Std.Dev.	RSD
Sc Radial	272349.5	95.6	%	0.99				1.04%
Sc 361.383	2314808.8	94.1	%	0.73				0.78%
Ag 328.068†	27298.2	205	ug/L	2.2	205	ug/L	2.2	1.07%
Al 308.215†	115901.2	71700	ug/L	73.8	71700	ug/L	73.8	0.10%
As 188.979†	443.3	543	ug/L	2.8	543	ug/L	2.8	0.51%
Ba 233.527†	128715.9	1640	ug/L	10.7	1640	ug/L	10.7	0.65%
Be 234.861†	90289.8	539	ug/L	4.2	539	ug/L	4.2	0.78%
Ca 315.887†	427381.0	60300	ug/L	174.6	60300	ug/L	174.6	0.29%
Cd 226.502†	2982.5	507	ug/L	5.4	507	ug/L	5.4	1.06%
Co 228.616†	9703.4	517	ug/L	2.0	517	ug/L	2.0	0.38%
Cr 267.716†	18217.9	562	ug/L	3.2	562	ug/L	3.2	0.56%
Cu 324.752†	188557.4	666	ug/L	1.9	666	ug/L	1.9	0.29%
Fe 259.939†	858033.7	70400	ug/L	246.8	70400	ug/L	246.8	0.35%
K 766.490†	223715.0	53100	ug/L	108.2	53100	ug/L	108.2	0.20%
Mg 279.077†	466497.6	51500	ug/L	879.8	51500	ug/L	879.8	1.71%
Mn 257.610†	253445.7	606	ug/L	2.9	606	ug/L	2.9	0.49%
Mo 202.031†	1609.3	529	ug/L	5.8	529	ug/L	5.8	1.10%
Na 589.592†	509466.3	53100	ug/L	154.8	53100	ug/L	154.8	0.29%
Ni 231.604†	4581.9	526	ug/L	5.2	526	ug/L	5.2	0.99%
Pb 220.353†	1371.1	959	ug/L	9.4	959	ug/L	9.4	0.98%
Sb 206.836†	748.0	489	ug/L	1.8	489	ug/L	1.8	0.38%
Se 196.026†	261.5	485	ug/L	15.6	485	ug/L	15.6	3.22%
Sn 189.927†	743.1	591	ug/L	5.8	591	ug/L	5.8	0.98%
Sr 421.552†	426600.0	708	ug/L	1.6	708	ug/L	1.6	0.22%
Ti 334.940†	408921.1	771	ug/L	4.8	771	ug/L	4.8	0.63%
Tl 190.801†	538.6	520	ug/L	7.6	520	ug/L	7.6	1.47%
V 292.402†	25105.4	578	ug/L	6.2	578	ug/L	6.2	1.08%
Zn 206.200†	7231.8	824	ug/L	14.0	824	ug/L	14.0	1.70%

Sequence No.: 34
Sample ID: 350592702
Analyst:
Initial Sample Wt:
Dilution:

Autosampler Location: 60
Date Collected: 5/4/2012 2:53:13 PM
Data Type: Original
Initial Sample Vol:
Sample Prep Vol:

Mean Data: 350592702

Analyte	Mean Corrected Intensity	Calib. Conc.	Calib. Units	Std.Dev.	Sample Conc.	Sample Units	Std.Dev.	RSD
Sc Radial	275628.1	96.8	%	0.60				0.62%
Sc 361.383	2360726.2	95.9	%	0.10				0.10%
Ag 328.068†	-116.5	-0.088	ug/L	0.1507	-0.088	ug/L	0.1507	171.07%
Al 308.215†	20784.6	12900	ug/L	17.5	12900	ug/L	17.5	0.14%
As 188.979†	2.9	3.61	ug/L	5.744	3.61	ug/L	5.744	159.06%
Ba 233.527†	9478.0	120	ug/L	1.1	120	ug/L	1.1	0.91%
Be 234.861†	-141.4	0.189	ug/L	0.0877	0.189	ug/L	0.0877	46.30%
Ca 315.887†	36021.7	5080	ug/L	4.7	5080	ug/L	4.7	0.09%
Cd 226.502†	5.7	-0.548	ug/L	0.1695	-0.548	ug/L	0.1695	30.93%
Co 228.616†	7.5	0.097	ug/L	0.0497	0.097	ug/L	0.0497	51.12%
Cr 267.716†	541.1	16.9	ug/L	0.22	16.9	ug/L	0.22	1.32%
Cu 324.752†	24664.1	87.5	ug/L	1.33	87.5	ug/L	1.33	1.52%
Fe 259.939†	163717.2	13400	ug/L	25.0	13400	ug/L	25.0	0.19%
K 766.490†	808.3	163	ug/L	25.3	163	ug/L	25.3	15.53%
Mg 279.077†	2661.1	292	ug/L	3.9	292	ug/L	3.9	1.32%
Mn 257.610†	29876.6	71.2	ug/L	0.63	71.2	ug/L	0.63	0.89%
Mo 202.031†	3.6	2.88	ug/L	0.311	2.88	ug/L	0.311	10.80%
Na 589.592†	654.5	57.8	ug/L	6.52	57.8	ug/L	6.52	11.28%
Ni 231.604†	32.0	3.46	ug/L	0.303	3.46	ug/L	0.303	8.75%
Pb 220.353†	432.2	300	ug/L	1.5	300	ug/L	1.5	0.49%
Sb 206.836†	20.8	11.2	ug/L	1.72	11.2	ug/L	1.72	15.33%
Se 196.026†	-4.7	-3.50	ug/L	7.766	-3.50	ug/L	7.766	221.85%
Sn 189.927†	35.7	30.8	ug/L	2.09	30.8	ug/L	2.09	6.78%
Sr 421.552†	147187.6	244	ug/L	0.7	244	ug/L	0.7	0.28%
Ti 334.940†	93312.0	176	ug/L	2.6	176	ug/L	2.6	1.48%
Tl 190.801†	-1.9	-0.562	ug/L	1.4090	-0.562	ug/L	1.4090	250.70%
V 292.402†	718.3	16.1	ug/L	0.12	16.1	ug/L	0.12	0.74%
Zn 206.200†	1050.2	119	ug/L	0.7	119	ug/L	0.7	0.56%

Sequence No.: 35
Sample ID: 350592703
Analyst:
Initial Sample Wt:
Dilution:

Autosampler Location: 61
Date Collected: 5/4/2012 2:58:25 PM
Data Type: Original
Initial Sample Vol:
Sample Prep Vol:

Mean Data: 350592703

Analyte	Mean Corrected Intensity	Calib. Conc.	Units	Std.Dev.	Sample Conc.	Units	Std.Dev.	RSD
Sc Radial	284264.0	99.8	%	1.53				1.54%
Sc 361.383	2407925.2	97.9	%	0.20				0.20%
Ag 328.068†	-121.7	-0.068	ug/L	0.1895	-0.068	ug/L	0.1895	277.00%
Al 308.215†	36764.2	22700	ug/L	62.9	22700	ug/L	62.9	0.28%
As 188.979†	9.6	12.0	ug/L	1.53	12.0	ug/L	1.53	12.74%
Ba 233.527†	9921.4	126	ug/L	1.0	126	ug/L	1.0	0.79%
Be 234.861†	-181.0	0.165	ug/L	0.1413	0.165	ug/L	0.1413	85.44%
Ca 315.887†	49085.6	6920	ug/L	24.9	6920	ug/L	24.9	0.36%
Cd 226.502†	14.4	0.601	ug/L	0.3376	0.601	ug/L	0.3376	56.18%
Co 228.616†	17.3	0.455	ug/L	0.1199	0.455	ug/L	0.1199	26.36%
Cr 267.716†	1058.3	32.9	ug/L	0.14	32.9	ug/L	0.14	0.44%
Cu 324.752†	34843.7	123	ug/L	2.0	123	ug/L	2.0	1.59%
Fe 259.939†	199428.5	16400	ug/L	59.2	16400	ug/L	59.2	0.36%
K 766.490†	693.3	135	ug/L	31.7	135	ug/L	31.7	23.44%
Mg 279.077†	2972.4	327	ug/L	7.0	327	ug/L	7.0	2.15%
Mn 257.610†	42611.7	102	ug/L	1.3	102	ug/L	1.3	1.23%
Mo 202.031†	1.5	2.31	ug/L	0.979	2.31	ug/L	0.979	42.29%
Na 589.592†	548.4	46.7	ug/L	0.88	46.7	ug/L	0.88	1.88%
Ni 231.604†	69.7	7.73	ug/L	0.430	7.73	ug/L	0.430	5.56%
Pb 220.353†	236.4	164	ug/L	6.5	164	ug/L	6.5	3.97%
Sb 206.836†	15.0	7.26	ug/L	2.016	7.26	ug/L	2.016	27.78%
Se 196.026†	1.4	7.65	ug/L	2.265	7.65	ug/L	2.265	29.59%
Sn 189.927†	84.6	69.3	ug/L	6.08	69.3	ug/L	6.08	8.77%
Sr 421.552†	169473.0	281	ug/L	0.8	281	ug/L	0.8	0.28%
Ti 334.940†	117395.1	221	ug/L	4.4	221	ug/L	4.4	1.98%
Tl 190.801†	-0.6	0.795	ug/L	3.9102	0.795	ug/L	3.9102	492.01%
V 292.402†	1277.4	29.0	ug/L	0.11	29.0	ug/L	0.11	0.37%
Zn 206.200†	1055.7	120	ug/L	0.6	120	ug/L	0.6	0.52%

Sequence No.: 36
Sample ID: 350592704
Analyst:
Initial Sample Wt:
Dilution:

Autosampler Location: 62
Date Collected: 5/4/2012 3:03:36 PM
Data Type: Original
Initial Sample Vol:
Sample Prep Vol:

Mean Data: 350592704

Analyte	Mean Corrected Intensity	Calib. Conc.	Calib. Units	Std.Dev.	Sample Conc.	Sample Units	Std.Dev.	RSD
Sc Radial	279690.8	98.2	%	0.27				0.28%
Sc 361.383	2366552.8	96.2	%	1.16				1.21%
Ag 328.068†	-68.0	0.224	ug/L	0.1344	0.224	ug/L	0.1344	60.01%
Al 308.215†	26932.7	16700	ug/L	98.9	16700	ug/L	98.9	0.59%
As 188.979†	3.8	4.64	ug/L	1.857	4.64	ug/L	1.857	40.01%
Ba 233.527†	10787.9	137	ug/L	1.1	137	ug/L	1.1	0.83%
Be 234.861†	-100.3	0.256	ug/L	0.0385	0.256	ug/L	0.0385	15.05%
Ca 315.887†	75499.8	10700	ug/L	38.7	10700	ug/L	38.7	0.36%
Cd 226.502†	8.4	0.230	ug/L	0.2280	0.230	ug/L	0.2280	99.23%
Co 228.616†	9.1	0.214	ug/L	0.1826	0.214	ug/L	0.1826	85.47%
Cr 267.716†	1327.1	41.2	ug/L	0.47	41.2	ug/L	0.47	1.14%
Cu 324.752†	135160.7	477	ug/L	3.1	477	ug/L	3.1	0.64%
Fe 259.939†	133862.9	11000	ug/L	37.1	11000	ug/L	37.1	0.34%
K 766.490†	1276.1	274	ug/L	11.0	274	ug/L	11.0	4.03%
Mg 279.077†	3959.1	438	ug/L	1.8	438	ug/L	1.8	0.40%
Mn 257.610†	226327.4	541	ug/L	2.2	541	ug/L	2.2	0.41%
Mo 202.031†	0.7	1.84	ug/L	0.831	1.84	ug/L	0.831	45.12%
Na 589.592†	861.1	79.3	ug/L	3.79	79.3	ug/L	3.79	4.77%
Ni 231.604†	48.3	5.39	ug/L	0.644	5.39	ug/L	0.644	11.95%
Pb 220.353†	409.6	284	ug/L	7.3	284	ug/L	7.3	2.55%
Sb 206.836†	8.1	2.68	ug/L	1.224	2.68	ug/L	1.224	45.69%
Se 196.026†	-5.2	-3.89	ug/L	3.031	-3.89	ug/L	3.031	77.96%
Sn 189.927†	21.0	20.1	ug/L	2.75	20.1	ug/L	2.75	13.68%
Sr 421.552†	144230.6	239	ug/L	1.3	239	ug/L	1.3	0.54%
Ti 334.940†	105038.6	198	ug/L	4.0	198	ug/L	4.0	2.03%
Tl 190.801†	-1.6	-0.301	ug/L	0.7463	-0.301	ug/L	0.7463	248.01%
V 292.402†	804.5	18.2	ug/L	0.16	18.2	ug/L	0.16	0.88%
Zn 206.200†	1873.4	213	ug/L	3.0	213	ug/L	3.0	1.38%

Sequence No.: 37
Sample ID: 350592705
Analyst:
Initial Sample Wt:
Dilution:

Autosampler Location: 63
Date Collected: 5/4/2012 3:08:47 PM
Data Type: Original
Initial Sample Vol:
Sample Prep Vol:

Mean Data: 350592705

Analyte	Mean Corrected Intensity	Calib. Conc.	Units	Std.Dev.	Sample Conc.	Units	Std.Dev.	RSD
Sc Radial	279636.0	98.2	%	0.96				0.98%
Sc 361.383	2401046.5	97.6	%	0.94				0.97%
Ag 328.068†	-57.2	0.187	ug/L	0.3282	0.187	ug/L	0.3282	175.95%
Al 308.215†	11203.6	6930	ug/L	26.2	6930	ug/L	26.2	0.38%
As 188.979†	0.6	0.109	ug/L	0.9891	0.109	ug/L	0.9891	907.05%
Ba 233.527†	4216.6	53.6	ug/L	0.24	53.6	ug/L	0.24	0.44%
Be 234.861†	-69.3	0.016	ug/L	0.0943	0.016	ug/L	0.0943	593.55%
Ca 315.887†	12273.5	1720	ug/L	9.3	1720	ug/L	9.3	0.54%
Cd 226.502†	-1.6	-0.799	ug/L	0.2490	-0.799	ug/L	0.2490	31.14%
Co 228.616†	-1.7	-0.097	ug/L	0.0766	-0.097	ug/L	0.0766	79.32%
Cr 267.716†	235.5	7.53	ug/L	0.180	7.53	ug/L	0.180	2.39%
Cu 324.752†	89568.7	317	ug/L	3.8	317	ug/L	3.8	1.21%
Fe 259.939†	62175.0	5100	ug/L	9.6	5100	ug/L	9.6	0.19%
K 766.490†	428.8	72.5	ug/L	28.07	72.5	ug/L	28.07	38.73%
Mg 279.077†	2466.3	271	ug/L	3.7	271	ug/L	3.7	1.35%
Mn 257.610†	8188.8	19.4	ug/L	0.33	19.4	ug/L	0.33	1.69%
Mo 202.031†	0.2	1.46	ug/L	0.342	1.46	ug/L	0.342	23.48%
Na 589.592†	402.7	31.5	ug/L	0.64	31.5	ug/L	0.64	2.04%
Ni 231.604†	21.6	2.44	ug/L	0.119	2.44	ug/L	0.119	4.87%
Pb 220.353†	596.1	415	ug/L	1.2	415	ug/L	1.2	0.30%
Sb 206.836†	5.4	1.27	ug/L	0.733	1.27	ug/L	0.733	57.77%
Se 196.026†	-1.8	1.72	ug/L	3.972	1.72	ug/L	3.972	230.48%
Sn 189.927†	6.7	7.98	ug/L	1.810	7.98	ug/L	1.810	22.67%
Sr 421.552†	66300.8	110	ug/L	0.3	110	ug/L	0.3	0.27%
Ti 334.940†	76877.0	145	ug/L	4.9	145	ug/L	4.9	3.42%
Tl 190.801†	-1.7	-0.531	ug/L	2.0819	-0.531	ug/L	2.0819	392.36%
V 292.402†	241.4	5.36	ug/L	0.152	5.36	ug/L	0.152	2.83%
Zn 206.200†	1374.6	157	ug/L	0.9	157	ug/L	0.9	0.57%

Sequence No.: 38
Sample ID: 350592706
Analyst:
Initial Sample Wt:
Dilution:

Autosampler Location: 64
Date Collected: 5/4/2012 3:14:03 PM
Data Type: Original
Initial Sample Vol:
Sample Prep Vol:

Mean Data: 350592706

Analyte	Mean Corrected Intensity	Calib. Conc.	Calib. Units	Std.Dev.	Sample Conc.	Sample Units	Std.Dev.	RSD
Sc Radial	284360.0	99.9	%	1.07				1.07%
Sc 361.383	2430605.8	98.8	%	0.30				0.30%
Ag 328.068†	-112.8	0.211	ug/L	0.2236	0.211	ug/L	0.2236	105.76%
Al 308.215†	36636.2	22700	ug/L	131.4	22700	ug/L	131.4	0.58%
As 188.979†	6.2	8.93	ug/L	2.923	8.93	ug/L	2.923	32.74%
Ba 233.527†	12933.6	164	ug/L	0.6	164	ug/L	0.6	0.39%
Be 234.861†	-320.6	0.108	ug/L	0.0242	0.108	ug/L	0.0242	22.48%
Ca 315.887†	22141.3	3120	ug/L	8.9	3120	ug/L	8.9	0.29%
Cd 226.502†	28.7	1.79	ug/L	0.441	1.79	ug/L	0.441	24.60%
Co 228.616†	28.6	0.767	ug/L	0.1841	0.767	ug/L	0.1841	23.99%
Cr 267.716†	1383.8	42.9	ug/L	0.15	42.9	ug/L	0.15	0.36%
Cu 324.752†	103263.0	365	ug/L	3.6	365	ug/L	3.6	0.99%
Fe 259.939†	329525.4	27000	ug/L	153.3	27000	ug/L	153.3	0.57%
K 766.490†	629.8	120	ug/L	19.7	120	ug/L	19.7	16.42%
Mg 279.077†	1636.6	180	ug/L	4.5	180	ug/L	4.5	2.51%
Mn 257.610†	53050.7	127	ug/L	1.6	127	ug/L	1.6	1.26%
Mo 202.031†	5.0	3.87	ug/L	0.891	3.87	ug/L	0.891	23.04%
Na 589.592†	537.8	45.6	ug/L	3.51	45.6	ug/L	3.51	7.68%
Ni 231.604†	67.9	7.31	ug/L	0.626	7.31	ug/L	0.626	8.57%
Pb 220.353†	282.8	195	ug/L	1.6	195	ug/L	1.6	0.84%
Sb 206.836†	62.1	38.1	ug/L	3.64	38.1	ug/L	3.64	9.57%
Se 196.026†	-3.6	-1.94	ug/L	6.392	-1.94	ug/L	6.392	329.07%
Sn 189.927†	202.2	161	ug/L	3.7	161	ug/L	3.7	2.31%
Sr 421.552†	221310.0	367	ug/L	4.2	367	ug/L	4.2	1.15%
Ti 334.940†	111513.2	210	ug/L	3.4	210	ug/L	3.4	1.61%
Tl 190.801†	-4.4	-2.74	ug/L	0.900	-2.74	ug/L	0.900	32.84%
V 292.402†	1674.7	37.9	ug/L	0.19	37.9	ug/L	0.19	0.50%
Zn 206.200†	25296.7	2880	ug/L	32.4	2880	ug/L	32.4	1.12%

Sequence No.: 39
Sample ID: 350592707
Analyst:
Initial Sample Wt:
Dilution:

Autosampler Location: 65
Date Collected: 5/4/2012 3:19:20 PM
Data Type: Original
Initial Sample Vol:
Sample Prep Vol:

Mean Data: 350592707

Analyte	Mean Corrected Intensity	Calib. Conc.	Calib. Units	Std.Dev.	Sample Conc.	Sample Units	Std.Dev.	RSD
Sc Radial	281213.3	98.7	%	0.29				0.29%
Sc 361.383	2439741.9	99.1	%	0.84				0.85%
Ag 328.068†	-103.8	0.133	ug/L	0.1760	0.133	ug/L	0.1760	132.48%
Al 308.215†	39277.8	24300	ug/L	47.3	24300	ug/L	47.3	0.19%
As 188.979†	5.4	7.36	ug/L	5.082	7.36	ug/L	5.082	69.03%
Ba 233.527†	10169.8	129	ug/L	0.4	129	ug/L	0.4	0.29%
Be 234.861†	-237.5	0.075	ug/L	0.0903	0.075	ug/L	0.0903	121.11%
Ca 315.887†	58033.4	8190	ug/L	37.4	8190	ug/L	37.4	0.46%
Cd 226.502†	40.7	4.74	ug/L	0.500	4.74	ug/L	0.500	10.56%
Co 228.616†	14.8	0.203	ug/L	0.3855	0.203	ug/L	0.3855	189.84%
Cr 267.716†	1260.6	39.1	ug/L	0.24	39.1	ug/L	0.24	0.60%
Cu 324.752†	31150.1	110	ug/L	0.5	110	ug/L	0.5	0.46%
Fe 259.939†	240657.1	19700	ug/L	45.4	19700	ug/L	45.4	0.23%
K 766.490†	982.3	204	ug/L	22.0	204	ug/L	22.0	10.78%
Mg 279.077†	4428.0	488	ug/L	3.5	488	ug/L	3.5	0.72%
Mn 257.610†	54657.8	130	ug/L	0.3	130	ug/L	0.3	0.20%
Mo 202.031†	4.5	3.42	ug/L	0.673	3.42	ug/L	0.673	19.66%
Na 589.592†	896.1	83.0	ug/L	3.75	83.0	ug/L	3.75	4.52%
Ni 231.604†	105.9	11.8	ug/L	0.41	11.8	ug/L	0.41	3.43%
Pb 220.353†	867.5	605	ug/L	7.6	605	ug/L	7.6	1.25%
Sb 206.836†	10.5	4.11	ug/L	1.591	4.11	ug/L	1.591	38.68%
Se 196.026†	-0.4	4.47	ug/L	5.065	4.47	ug/L	5.065	113.25%
Sn 189.927†	45.3	38.6	ug/L	0.54	38.6	ug/L	0.54	1.39%
Sr 421.552†	166589.4	276	ug/L	0.5	276	ug/L	0.5	0.17%
Ti 334.940†	122351.0	231	ug/L	2.9	231	ug/L	2.9	1.27%
Tl 190.801†	-1.8	-0.375	ug/L	3.9557	-0.375	ug/L	3.9557	>999.9%
V 292.402†	1564.5	35.5	ug/L	0.22	35.5	ug/L	0.22	0.63%
Zn 206.200†	91030.6	10400	ug/L	52.0	10400	ug/L	52.0	0.50%

Sequence No.: 40
Sample ID: 350592708
Analyst:
Initial Sample Wt:
Dilution:

Autosampler Location: 66
Date Collected: 5/4/2012 3:24:30 PM
Data Type: Original
Initial Sample Vol:
Sample Prep Vol:

Mean Data: 350592708

Analyte	Mean Corrected Intensity	Calib. Conc.	Calib. Units	Std.Dev.	Sample Conc.	Sample Units	Std.Dev.	RSD
Sc Radial	277894.0	97.6	%	1.17				1.19%
Sc 361.383	2399712.9	97.5	%	0.50				0.52%
Ag 328.068†	-80.4	0.053	ug/L	0.2729	0.053	ug/L	0.2729	517.39%
Al 308.215†	22736.5	14100	ug/L	29.1	14100	ug/L	29.1	0.21%
As 188.979†	3.3	3.65	ug/L	2.010	3.65	ug/L	2.010	55.10%
Ba 233.527†	4643.3	59.0	ug/L	0.26	59.0	ug/L	0.26	0.44%
Be 234.861†	-75.0	0.122	ug/L	0.0341	0.122	ug/L	0.0341	28.00%
Ca 315.887†	16686.4	2350	ug/L	9.4	2350	ug/L	9.4	0.40%
Cd 226.502†	6.5	0.367	ug/L	0.1564	0.367	ug/L	0.1564	42.61%
Co 228.616†	2.9	0.050	ug/L	0.1678	0.050	ug/L	0.1678	333.20%
Cr 267.716†	656.1	20.5	ug/L	0.34	20.5	ug/L	0.34	1.67%
Cu 324.752†	18661.1	66.3	ug/L	0.19	66.3	ug/L	0.19	0.29%
Fe 259.939†	85716.1	7030	ug/L	8.8	7030	ug/L	8.8	0.13%
K 766.490†	629.1	120	ug/L	14.4	120	ug/L	14.4	12.03%
Mg 279.077†	2019.5	222	ug/L	4.4	222	ug/L	4.4	1.99%
Mn 257.610†	25440.0	60.7	ug/L	0.45	60.7	ug/L	0.45	0.75%
Mo 202.031†	-2.1	0.801	ug/L	0.5102	0.801	ug/L	0.5102	63.66%
Na 589.592†	470.8	38.6	ug/L	3.75	38.6	ug/L	3.75	9.71%
Ni 231.604†	27.0	3.01	ug/L	0.393	3.01	ug/L	0.393	13.03%
Pb 220.353†	126.8	86.9	ug/L	4.24	86.9	ug/L	4.24	4.88%
Sb 206.836†	6.2	1.67	ug/L	1.183	1.67	ug/L	1.183	70.83%
Se 196.026†	-1.2	2.85	ug/L	5.573	2.85	ug/L	5.573	195.46%
Sn 189.927†	28.6	25.3	ug/L	0.79	25.3	ug/L	0.79	3.13%
Sr 421.552†	74487.0	124	ug/L	0.2	124	ug/L	0.2	0.18%
Ti 334.940†	90148.0	170	ug/L	2.1	170	ug/L	2.1	1.25%
Tl 190.801†	-1.1	0.111	ug/L	3.3101	0.111	ug/L	3.3101	>999.9%
V 292.402†	626.5	14.2	ug/L	0.07	14.2	ug/L	0.07	0.47%
Zn 206.200†	23188.5	2640	ug/L	12.8	2640	ug/L	12.8	0.48%

Sequence No.: 41
Sample ID: 350592709
Analyst:
Initial Sample Wt:
Dilution:

Autosampler Location: 67
Date Collected: 5/4/2012 3:29:40 PM
Data Type: Original
Initial Sample Vol:
Sample Prep Vol:

Mean Data: 350592709

Analyte	Mean Corrected Intensity	Calib. Conc.	Calib. Units	Std.Dev.	Sample Conc.	Sample Units	Std.Dev.	RSD
Sc Radial	277026.2	97.3	%	0.51				0.52%
Sc 361.383	2334667.1	94.9	%	0.78				0.82%
Ag 328.068†	-34.6	0.356	ug/L	0.0217	0.356	ug/L	0.0217	6.09%
Al 308.215†	23669.9	14600	ug/L	70.0	14600	ug/L	70.0	0.48%
As 188.979†	9.3	10.8	ug/L	2.01	10.8	ug/L	2.01	18.62%
Ba 233.527†	5940.4	75.6	ug/L	0.75	75.6	ug/L	0.75	0.99%
Be 234.861†	-46.6	0.154	ug/L	0.0533	0.154	ug/L	0.0533	34.68%
Ca 315.887†	226972.0	32000	ug/L	95.0	32000	ug/L	95.0	0.30%
Cd 226.502†	4.2	0.206	ug/L	0.1990	0.206	ug/L	0.1990	96.39%
Co 228.616†	14.4	0.819	ug/L	0.2462	0.819	ug/L	0.2462	30.05%
Cr 267.716†	961.7	29.9	ug/L	0.43	29.9	ug/L	0.43	1.45%
Cu 324.752†	57569.2	204	ug/L	0.9	204	ug/L	0.9	0.42%
Fe 259.939†	62695.2	5140	ug/L	19.3	5140	ug/L	19.3	0.37%
K 766.490†	520.9	94.4	ug/L	34.68	94.4	ug/L	34.68	36.74%
Mg 279.077†	4892.8	539	ug/L	4.7	539	ug/L	4.7	0.87%
Mn 257.610†	27228.8	65.0	ug/L	0.43	65.0	ug/L	0.43	0.66%
Mo 202.031†	0.8	1.66	ug/L	0.452	1.66	ug/L	0.452	27.25%
Na 589.592†	1289.3	124	ug/L	4.4	124	ug/L	4.4	3.51%
Ni 231.604†	49.7	5.67	ug/L	0.105	5.67	ug/L	0.105	1.84%
Pb 220.353†	944.2	659	ug/L	9.7	659	ug/L	9.7	1.47%
Sb 206.836†	7.1	2.20	ug/L	1.742	2.20	ug/L	1.742	79.33%
Se 196.026†	-3.1	1.68	ug/L	2.443	1.68	ug/L	2.443	145.68%
Sn 189.927†	95.3	80.3	ug/L	3.05	80.3	ug/L	3.05	3.80%
Sr 421.552†	92736.8	154	ug/L	0.5	154	ug/L	0.5	0.32%
Ti 334.940†	61730.0	116	ug/L	4.7	116	ug/L	4.7	4.07%
Tl 190.801†	-1.9	-0.766	ug/L	1.4463	-0.766	ug/L	1.4463	188.75%
V 292.402†	557.8	12.7	ug/L	0.14	12.7	ug/L	0.14	1.12%
Zn 206.200†	4179.5	477	ug/L	5.0	477	ug/L	5.0	1.05%

Sequence No.: 42 **Autosampler Location: 4**
Sample ID: CCV **Date Collected: 5/4/2012 3:34:50 PM**
Analyst: **Data Type: Original**
Initial Sample Wt: **Initial Sample Vol:**
Dilution: **Sample Prep Vol:**

Mean Data: CCV

Analyte	Mean Corrected Intensity	Calib. Conc.	Units	Std.Dev.	Sample Conc.	Units	Std.Dev.	RSD
Sc Radial	279053.6	98.0	%	0.80				0.82%
Sc 361.383	2383302.1	96.9	%	0.93				0.96%
Ag 328.068†	68312.0	510	ug/L	7.1	510	ug/L	7.1	1.39%
QC value within limits for Ag 328.068 Recovery = 101.95%								
Al 308.215†	39993.7	24800	ug/L	165.5	24800	ug/L	165.5	0.67%
QC value within limits for Al 308.215 Recovery = 99.00%								
As 188.979†	418.5	510	ug/L	6.2	510	ug/L	6.2	1.21%
QC value within limits for As 188.979 Recovery = 102.02%								
Ba 233.527†	39847.4	507	ug/L	5.5	507	ug/L	5.5	1.09%
QC value within limits for Ba 233.527 Recovery = 101.34%								
Be 234.861†	84502.0	503	ug/L	3.8	503	ug/L	3.8	0.75%
QC value within limits for Be 234.861 Recovery = 100.61%								
Ca 315.887†	176671.8	24900	ug/L	259.2	24900	ug/L	259.2	1.04%
QC value within limits for Ca 315.887 Recovery = 99.75%								
Cd 226.502†	2878.7	493	ug/L	4.7	493	ug/L	4.7	0.96%
QC value within limits for Cd 226.502 Recovery = 98.53%								
Co 228.616†	9475.5	506	ug/L	7.1	506	ug/L	7.1	1.39%
QC value within limits for Co 228.616 Recovery = 101.27%								
Cr 267.716†	16269.4	502	ug/L	4.6	502	ug/L	4.6	0.92%
QC value within limits for Cr 267.716 Recovery = 100.43%								
Cu 324.752†	137950.2	487	ug/L	1.5	487	ug/L	1.5	0.31%
QC value within limits for Cu 324.752 Recovery = 97.39%								
Fe 259.939†	498743.2	40900	ug/L	403.1	40900	ug/L	403.1	0.99%
QC value within limits for Fe 259.939 Recovery = 102.26%								
K 766.490†	104918.1	24900	ug/L	134.5	24900	ug/L	134.5	0.54%
QC value within limits for K 766.490 Recovery = 99.56%								
Mg 279.077†	231977.4	25600	ug/L	460.1	25600	ug/L	460.1	1.80%
QC value within limits for Mg 279.077 Recovery = 102.40%								
Mn 257.610†	208250.3	498	ug/L	4.0	498	ug/L	4.0	0.81%
QC value within limits for Mn 257.610 Recovery = 99.53%								
Mo 202.031†	1526.9	501	ug/L	4.1	501	ug/L	4.1	0.81%
QC value within limits for Mo 202.031 Recovery = 100.14%								
Na 589.592†	243214.8	25300	ug/L	195.3	25300	ug/L	195.3	0.77%
QC value within limits for Na 589.592 Recovery = 101.36%								
Ni 231.604†	4378.2	503	ug/L	3.8	503	ug/L	3.8	0.76%
QC value within limits for Ni 231.604 Recovery = 100.58%								
Pb 220.353†	728.7	507	ug/L	5.1	507	ug/L	5.1	1.01%
QC value within limits for Pb 220.353 Recovery = 101.47%								
Sb 206.836†	750.5	492	ug/L	2.7	492	ug/L	2.7	0.55%
QC value within limits for Sb 206.836 Recovery = 98.34%								
Se 196.026†	257.0	475	ug/L	5.3	475	ug/L	5.3	1.13%
QC value within limits for Se 196.026 Recovery = 94.93%								
Sn 189.927†	509.5	404	ug/L	4.7	404	ug/L	4.7	1.16%
QC value within limits for Sn 189.927 Recovery = 100.91%								
Sr 421.552†	244594.2	406	ug/L	3.4	406	ug/L	3.4	0.85%
QC value within limits for Sr 421.552 Recovery = 101.43%								
Ti 334.940†	214469.4	404	ug/L	1.0	404	ug/L	1.0	0.24%
QC value within limits for Ti 334.940 Recovery = 101.03%								
Tl 190.801†	526.1	507	ug/L	3.3	507	ug/L	3.3	0.66%
QC value within limits for Tl 190.801 Recovery = 101.46%								
V 292.402†	22484.8	518	ug/L	8.1	518	ug/L	8.1	1.57%
QC value within limits for V 292.402 Recovery = 103.56%								
Zn 206.200†	4460.7	509	ug/L	4.8	509	ug/L	4.8	0.94%
QC value within limits for Zn 206.200 Recovery = 101.79%								

All analyte(s) passed QC.

Sequence No.: 43 **Autosampler Location: 1**
Sample ID: CCB **Date Collected: 5/4/2012 3:40:02 PM**
Analyst: **Data Type: Original**
Initial Sample Wt: **Initial Sample Vol:**
Dilution: **Sample Prep Vol:**

Mean Data: CCB

Analyte	Mean Corrected Intensity	Calib. Conc.	Units	Std.Dev.	Sample Conc.	Units	Std.Dev.	RSD
Sc Radial	280137.3	98.4	%	1.36				1.38%
Sc 361.383	2450617.4	99.6	%	1.07				1.07%
Ag 328.068†	-28.9	0.295	ug/L	0.2731	0.295	ug/L	0.2731	92.42%
QC value within limits for Ag 328.068 Recovery = Not calculated								
Al 308.215†	18.5	7.17	ug/L	2.665	7.17	ug/L	2.665	37.19%
QC value within limits for Al 308.215 Recovery = Not calculated								
As 188.979†	1.4	0.595	ug/L	1.6209	0.595	ug/L	1.6209	272.47%
QC value within limits for As 188.979 Recovery = Not calculated								
Ba 233.527†	1.5	0.050	ug/L	0.0158	0.050	ug/L	0.0158	31.26%
QC value within limits for Ba 233.527 Recovery = Not calculated								
Be 234.861†	15.8	0.153	ug/L	0.0273	0.153	ug/L	0.0273	17.89%
QC value within limits for Be 234.861 Recovery = Not calculated								
Ca 315.887†	24.5	-5.33	ug/L	0.658	-5.33	ug/L	0.658	12.35%
QC value within limits for Ca 315.887 Recovery = Not calculated								
Cd 226.502†	0.5	0.182	ug/L	0.2986	0.182	ug/L	0.2986	163.80%
QC value within limits for Cd 226.502 Recovery = Not calculated								
Co 228.616†	-6.5	0.061	ug/L	0.0747	0.061	ug/L	0.0747	121.88%
QC value within limits for Co 228.616 Recovery = Not calculated								
Cr 267.716†	10.9	0.600	ug/L	0.1038	0.600	ug/L	0.1038	17.29%
QC value within limits for Cr 267.716 Recovery = Not calculated								
Cu 324.752†	42.2	0.554	ug/L	0.4317	0.554	ug/L	0.4317	77.92%
QC value within limits for Cu 324.752 Recovery = Not calculated								
Fe 259.939†	43.5	2.18	ug/L	0.571	2.18	ug/L	0.571	26.19%
QC value within limits for Fe 259.939 Recovery = Not calculated								
K 766.490†	-143.8	-63.5	ug/L	13.49	-63.5	ug/L	13.49	21.24%
QC value within limits for K 766.490 Recovery = Not calculated								
Mg 279.077†	21.0	0.640	ug/L	0.0562	0.640	ug/L	0.0562	8.78%
QC value within limits for Mg 279.077 Recovery = Not calculated								
Mn 257.610†	-0.4	-0.131	ug/L	0.0201	-0.131	ug/L	0.0201	15.29%
QC value within limits for Mn 257.610 Recovery = Not calculated								
Mo 202.031†	0.8	1.47	ug/L	0.817	1.47	ug/L	0.817	55.73%
QC value within limits for Mo 202.031 Recovery = Not calculated								
Na 589.592†	113.5	1.40	ug/L	2.597	1.40	ug/L	2.597	185.92%
QC value within limits for Na 589.592 Recovery = Not calculated								
Ni 231.604†	-3.8	-0.379	ug/L	0.3366	-0.379	ug/L	0.3366	88.91%
QC value within limits for Ni 231.604 Recovery = Not calculated								
Pb 220.353†	4.6	0.630	ug/L	3.2696	0.630	ug/L	3.2696	519.06%
QC value within limits for Pb 220.353 Recovery = Not calculated								
Sb 206.836†	2.6	-0.598	ug/L	2.7590	-0.598	ug/L	2.7590	461.76%
QC value within limits for Sb 206.836 Recovery = Not calculated								
Se 196.026†	-1.1	2.88	ug/L	3.271	2.88	ug/L	3.271	113.68%
QC value within limits for Se 196.026 Recovery = Not calculated								
Sn 189.927†	0.0	2.10	ug/L	0.938	2.10	ug/L	0.938	44.64%
QC value within limits for Sn 189.927 Recovery = Not calculated								
Sr 421.552†	60.2	0.037	ug/L	0.0063	0.037	ug/L	0.0063	17.15%
QC value within limits for Sr 421.552 Recovery = Not calculated								
Ti 334.940†	-25.3	-0.031	ug/L	0.0557	-0.031	ug/L	0.0557	179.64%
QC value within limits for Ti 334.940 Recovery = Not calculated								
Tl 190.801†	0.7	1.46	ug/L	2.952	1.46	ug/L	2.952	201.71%
QC value within limits for Tl 190.801 Recovery = Not calculated								
V 292.402†	8.0	0.102	ug/L	0.1289	0.102	ug/L	0.1289	125.85%
QC value within limits for V 292.402 Recovery = Not calculated								
Zn 206.200†	1.5	0.147	ug/L	0.1039	0.147	ug/L	0.1039	70.82%
QC value within limits for Zn 206.200 Recovery = Not calculated								

All analyte(s) passed QC.

Sequence No.: 44
Sample ID: 350592710
Analyst:
Initial Sample Wt:
Dilution:

Autosampler Location: 68
Date Collected: 5/4/2012 3:46:11 PM
Data Type: Original
Initial Sample Vol:
Sample Prep Vol:

Mean Data: 350592710

Analyte	Mean Corrected Intensity	Calib. Conc.	Calib. Units	Std.Dev.	Sample Conc.	Sample Units	Std.Dev.	RSD
Sc Radial	286016.2	100	%	1.3				1.29%
Sc 361.383	2440757.0	99.2	%	0.89				0.89%
Ag 328.068†	-25.7	0.528	ug/L	0.2616	0.528	ug/L	0.2616	49.52%
Al 308.215†	23598.6	14600	ug/L	26.1	14600	ug/L	26.1	0.18%
As 188.979†	1.8	2.02	ug/L	5.694	2.02	ug/L	5.694	282.11%
Ba 233.527†	8703.6	111	ug/L	1.9	111	ug/L	1.9	1.74%
Be 234.861†	-117.4	0.117	ug/L	0.0453	0.117	ug/L	0.0453	38.81%
Ca 315.887†	23954.5	3370	ug/L	9.6	3370	ug/L	9.6	0.29%
Cd 226.502†	28.7	3.79	ug/L	0.445	3.79	ug/L	0.445	11.73%
Co 228.616†	7.9	0.146	ug/L	0.1849	0.146	ug/L	0.1849	126.39%
Cr 267.716†	446.6	14.0	ug/L	0.33	14.0	ug/L	0.33	2.33%
Cu 324.752†	50922.7	180	ug/L	3.9	180	ug/L	3.9	2.18%
Fe 259.939†	127385.2	10400	ug/L	20.2	10400	ug/L	20.2	0.19%
K 766.490†	656.5	127	ug/L	20.1	127	ug/L	20.1	15.88%
Mg 279.077†	3137.5	345	ug/L	9.1	345	ug/L	9.1	2.63%
Mn 257.610†	28683.4	68.4	ug/L	1.46	68.4	ug/L	1.46	2.14%
Mo 202.031†	-2.3	0.868	ug/L	0.8628	0.868	ug/L	0.8628	99.40%
Na 589.592†	396.2	30.9	ug/L	6.10	30.9	ug/L	6.10	19.78%
Ni 231.604†	56.6	6.35	ug/L	0.666	6.35	ug/L	0.666	10.49%
Pb 220.353†	337.1	234	ug/L	4.1	234	ug/L	4.1	1.74%
Sb 206.836†	7.4	2.53	ug/L	2.151	2.53	ug/L	2.151	85.10%
Se 196.026†	2.0	8.53	ug/L	5.077	8.53	ug/L	5.077	59.49%
Sn 189.927†	52.7	44.2	ug/L	1.54	44.2	ug/L	1.54	3.48%
Sr 421.552†	104908.0	174	ug/L	0.1	174	ug/L	0.1	0.04%
Ti 334.940†	110088.5	207	ug/L	3.5	207	ug/L	3.5	1.70%
Tl 190.801†	-3.5	-2.08	ug/L	1.611	-2.08	ug/L	1.611	77.38%
V 292.402†	438.2	9.77	ug/L	0.164	9.77	ug/L	0.164	1.68%
Zn 206.200†	12239.4	1400	ug/L	24.7	1400	ug/L	24.7	1.77%

Sequence No.: 45
Sample ID: 350592715
Analyst:
Initial Sample Wt:
Dilution:

Autosampler Location: 69
Date Collected: 5/4/2012 3:51:23 PM
Data Type: Original
Initial Sample Vol:
Sample Prep Vol:

Mean Data: 350592715

Analyte	Mean Corrected Intensity	Calib. Conc.	Calib. Units	Std.Dev.	Sample Conc.	Sample Units	Std.Dev.	RSD
Sc Radial	276270.6	97.0	%	0.51				0.52%
Sc 361.383	2379986.3	96.7	%	0.15				0.15%
Ag 328.068†	-88.7	0.022	ug/L	0.3837	0.022	ug/L	0.3837	>999.9%
Al 308.215†	21028.8	13000	ug/L	66.1	13000	ug/L	66.1	0.51%
As 188.979†	4.3	4.91	ug/L	3.302	4.91	ug/L	3.302	67.23%
Ba 233.527†	11936.8	152	ug/L	2.1	152	ug/L	2.1	1.40%
Be 234.861†	-104.3	0.057	ug/L	0.0640	0.057	ug/L	0.0640	111.57%
Ca 315.887†	21613.9	3040	ug/L	5.5	3040	ug/L	5.5	0.18%
Cd 226.502†	14.9	1.64	ug/L	0.430	1.64	ug/L	0.430	26.18%
Co 228.616†	-3.3	-0.327	ug/L	0.1701	-0.327	ug/L	0.1701	51.97%
Cr 267.716†	621.7	19.4	ug/L	0.42	19.4	ug/L	0.42	2.16%
Cu 324.752†	16431.3	58.4	ug/L	0.73	58.4	ug/L	0.73	1.26%
Fe 259.939†	104231.5	8550	ug/L	7.8	8550	ug/L	7.8	0.09%
K 766.490†	537.6	98.3	ug/L	19.77	98.3	ug/L	19.77	20.10%
Mg 279.077†	2881.7	317	ug/L	6.3	317	ug/L	6.3	1.99%
Mn 257.610†	34368.7	82.0	ug/L	1.25	82.0	ug/L	1.25	1.53%
Mo 202.031†	-1.4	1.09	ug/L	0.157	1.09	ug/L	0.157	14.43%
Na 589.592†	477.6	39.3	ug/L	5.47	39.3	ug/L	5.47	13.90%
Ni 231.604†	50.2	5.65	ug/L	0.474	5.65	ug/L	0.474	8.39%
Pb 220.353†	235.4	163	ug/L	3.5	163	ug/L	3.5	2.16%
Sb 206.836†	6.5	1.84	ug/L	1.596	1.84	ug/L	1.596	86.49%
Se 196.026†	-3.4	-1.18	ug/L	3.627	-1.18	ug/L	3.627	306.53%
Sn 189.927†	20.5	18.9	ug/L	2.45	18.9	ug/L	2.45	12.95%
Sr 421.552†	95107.9	158	ug/L	0.7	158	ug/L	0.7	0.44%
Ti 334.940†	90008.1	170	ug/L	5.1	170	ug/L	5.1	2.99%
Tl 190.801†	-0.5	0.701	ug/L	4.4865	0.701	ug/L	4.4865	639.90%
V 292.402†	501.1	11.3	ug/L	0.04	11.3	ug/L	0.04	0.36%
Zn 206.200†	36541.5	4170	ug/L	70.7	4170	ug/L	70.7	1.70%

Sequence No.: 46
Sample ID: 350590402
Analyst:
Initial Sample Wt:
Dilution:

Autosampler Location: 70
Date Collected: 5/4/2012 3:56:33 PM
Data Type: Original
Initial Sample Vol:
Sample Prep Vol:

Mean Data: 350590402

Analyte	Mean Corrected Intensity	Calib. Conc.	Calib. Units	Std.Dev.	Sample Conc.	Sample Units	Std.Dev.	RSD
Sc Radial	277282.7	97.4	%	0.82				0.84%
Sc 361.383	2353046.5	95.6	%	0.66				0.69%
Ag 328.068†	55649.5	418	ug/L	4.7	418	ug/L	4.7	1.12%
Al 308.215†	153041.1	94700	ug/L	334.5	94700	ug/L	334.5	0.35%
As 188.979†	1012.4	1240	ug/L	10.1	1240	ug/L	10.1	0.81%
Ba 233.527†	162647.5	2070	ug/L	23.6	2070	ug/L	23.6	1.14%
Be 234.861†	112814.5	679	ug/L	3.7	679	ug/L	3.7	0.55%
Ca 315.887†	532226.3	75100	ug/L	72.5	75100	ug/L	72.5	0.10%
Cd 226.502†	4347.4	733	ug/L	5.1	733	ug/L	5.1	0.69%
Co 228.616†	24317.6	1300	ug/L	20.4	1300	ug/L	20.4	1.57%
Cr 267.716†	28405.1	876	ug/L	12.5	876	ug/L	12.5	1.42%
Cu 324.752†	282422.7	992	ug/L	17.8	992	ug/L	17.8	1.79%
Fe 259.939†	1878323.2	154000	ug/L	729.9	154000	ug/L	729.9	0.47%
K 766.490†	203760.3	48400	ug/L	260.1	48400	ug/L	260.1	0.54%
Mg 279.077†	329410.1	36400	ug/L	509.4	36400	ug/L	509.4	1.40%
Mn 257.610†	1444313.6	3450	ug/L	9.8	3450	ug/L	9.8	0.28%
Mo 202.031†	1779.0	587	ug/L	4.1	587	ug/L	4.1	0.70%
Na 589.592†	80414.4	8370	ug/L	33.2	8370	ug/L	33.2	0.40%
Ni 231.604†	6374.9	730	ug/L	4.8	730	ug/L	4.8	0.65%
Pb 220.353†	1837.5	1280	ug/L	4.2	1280	ug/L	4.2	0.33%
Sb 206.836†	2321.4	1530	ug/L	9.4	1530	ug/L	9.4	0.62%
Se 196.026†	1054.4	1930	ug/L	11.3	1930	ug/L	11.3	0.59%
Sn 189.927†	1749.9	1380	ug/L	7.6	1380	ug/L	7.6	0.55%
Sr 421.552†	521196.8	865	ug/L	3.1	865	ug/L	3.1	0.36%
Ti 334.940†	1204834.6	2270	ug/L	1.5	2270	ug/L	1.5	0.07%
Tl 190.801†	1553.9	1500	ug/L	12.8	1500	ug/L	12.8	0.85%
V 292.402†	32427.8	745	ug/L	7.6	745	ug/L	7.6	1.02%
Zn 206.200†	15087.0	1720	ug/L	11.3	1720	ug/L	11.3	0.66%

Sequence No.: 47
Sample ID: 128613MB
Analyst:
Initial Sample Wt:
Dilution:

Autosampler Location: 71
Date Collected: 5/4/2012 4:01:53 PM
Data Type: Original
Initial Sample Vol:
Sample Prep Vol:

Mean Data: 128613MB

Analyte	Mean Corrected Intensity	Calib. Conc.	Calib. Units	Std.Dev.	Sample Conc.	Sample Units	Std.Dev.	RSD
Sc Radial	282940.7	99.4	%	1.23				1.24%
Sc 361.383	2453294.9	99.7	%	0.74				0.74%
Ag 328.068†	-42.1	0.197	ug/L	0.1427	0.197	ug/L	0.1427	72.33%
Al 308.215†	19.4	7.71	ug/L	4.250	7.71	ug/L	4.250	55.15%
As 188.979†	0.4	-0.584	ug/L	1.6353	-0.584	ug/L	1.6353	279.82%
Ba 233.527†	14.0	0.210	ug/L	0.0510	0.210	ug/L	0.0510	24.34%
Be 234.861†	7.0	0.101	ug/L	0.0162	0.101	ug/L	0.0162	16.04%
Ca 315.887†	520.6	64.7	ug/L	0.62	64.7	ug/L	0.62	0.96%
Cd 226.502†	-1.7	-0.196	ug/L	0.0442	-0.196	ug/L	0.0442	22.53%
Co 228.616†	-10.7	-0.165	ug/L	0.0925	-0.165	ug/L	0.0925	56.23%
Cr 267.716†	11.3	0.614	ug/L	0.1960	0.614	ug/L	0.1960	31.92%
Cu 324.752†	134.9	0.879	ug/L	0.1782	0.879	ug/L	0.1782	20.26%
Fe 259.939†	100.9	6.88	ug/L	1.318	6.88	ug/L	1.318	19.14%
K 766.490†	9.7	-27.1	ug/L	25.97	-27.1	ug/L	25.97	96.00%
Mg 279.077†	45.1	3.31	ug/L	1.150	3.31	ug/L	1.150	34.80%
Mn 257.610†	409.2	0.848	ug/L	0.0232	0.848	ug/L	0.0232	2.73%
Mo 202.031†	0.1	1.25	ug/L	0.153	1.25	ug/L	0.153	12.30%
Na 589.592†	154.8	5.70	ug/L	1.110	5.70	ug/L	1.110	19.47%
Ni 231.604†	-3.3	-0.321	ug/L	0.3963	-0.321	ug/L	0.3963	123.43%
Pb 220.353†	5.9	1.55	ug/L	1.904	1.55	ug/L	1.904	122.79%
Sb 206.836†	3.2	-0.190	ug/L	0.6736	-0.190	ug/L	0.6736	354.43%
Se 196.026†	0.1	4.99	ug/L	4.204	4.99	ug/L	4.204	84.17%
Sn 189.927†	0.1	2.18	ug/L	1.953	2.18	ug/L	1.953	89.70%
Sr 421.552†	61.8	0.040	ug/L	0.0167	0.040	ug/L	0.0167	42.18%
Ti 334.940†	123.6	0.250	ug/L	0.0748	0.250	ug/L	0.0748	29.97%
Tl 190.801†	2.8	3.55	ug/L	1.954	3.55	ug/L	1.954	55.00%
V 292.402†	1.3	-0.051	ug/L	0.1143	-0.051	ug/L	0.1143	222.92%
Zn 206.200†	27.6	3.13	ug/L	0.087	3.13	ug/L	0.087	2.78%

Sequence No.: 48
Sample ID: 128614LCS
Analyst:
Initial Sample Wt:
Dilution:

Autosampler Location: 72
Date Collected: 5/4/2012 4:08:04 PM
Data Type: Original
Initial Sample Vol:
Sample Prep Vol:

Mean Data: 128614LCS

Analyte	Mean Corrected Intensity	Calib. Conc.	Calib. Units	Std.Dev.	Sample Conc.	Sample Units	Std.Dev.	RSD
Sc Radial	266571.6	93.6	%	0.63				0.68%
Sc 361.383	2294676.6	93.2	%	0.82				0.88%
Ag 328.068†	26369.9	198	ug/L	3.0	198	ug/L	3.0	1.50%
Al 308.215†	83730.0	51800	ug/L	208.7	51800	ug/L	208.7	0.40%
As 188.979†	433.7	530	ug/L	7.4	530	ug/L	7.4	1.40%
Ba 233.527†	121766.8	1550	ug/L	12.5	1550	ug/L	12.5	0.80%
Be 234.861†	87168.5	520	ug/L	3.5	520	ug/L	3.5	0.66%
Ca 315.887†	368652.6	52000	ug/L	206.0	52000	ug/L	206.0	0.40%
Cd 226.502†	2901.4	495	ug/L	3.8	495	ug/L	3.8	0.78%
Co 228.616†	9508.9	508	ug/L	7.8	508	ug/L	7.8	1.54%
Cr 267.716†	16836.1	520	ug/L	2.7	520	ug/L	2.7	0.52%
Cu 324.752†	144783.0	511	ug/L	5.3	511	ug/L	5.3	1.04%
Fe 259.939†	642993.4	52700	ug/L	169.0	52700	ug/L	169.0	0.32%
K 766.490†	222042.0	52700	ug/L	217.9	52700	ug/L	217.9	0.41%
Mg 279.077†	466372.2	51500	ug/L	324.5	51500	ug/L	324.5	0.63%
Mn 257.610†	215547.5	515	ug/L	3.8	515	ug/L	3.8	0.75%
Mo 202.031†	1594.0	523	ug/L	4.8	523	ug/L	4.8	0.92%
Na 589.592†	507705.2	52900	ug/L	212.5	52900	ug/L	212.5	0.40%
Ni 231.604†	4445.1	510	ug/L	4.7	510	ug/L	4.7	0.92%
Pb 220.353†	743.7	519	ug/L	2.3	519	ug/L	2.3	0.44%
Sb 206.836†	774.9	508	ug/L	6.8	508	ug/L	6.8	1.34%
Se 196.026†	256.9	476	ug/L	9.7	476	ug/L	9.7	2.04%
Sn 189.927†	663.8	527	ug/L	8.7	527	ug/L	8.7	1.64%
Sr 421.552†	315814.5	524	ug/L	1.8	524	ug/L	1.8	0.35%
Ti 334.940†	292484.1	551	ug/L	4.4	551	ug/L	4.4	0.80%
Tl 190.801†	521.6	503	ug/L	6.7	503	ug/L	6.7	1.32%
V 292.402†	23708.9	546	ug/L	6.3	546	ug/L	6.3	1.15%
Zn 206.200†	4507.1	514	ug/L	3.3	514	ug/L	3.3	0.65%

Sequence No.: 49
Sample ID: 128615LCSD
Analyst:
Initial Sample Wt:
Dilution:

Autosampler Location: 73
Date Collected: 5/4/2012 4:13:19 PM
Data Type: Original
Initial Sample Vol:
Sample Prep Vol:

Mean Data: 128615LCSD

Analyte	Mean Corrected Intensity	Calib. Conc.	Calib. Units	Std.Dev.	Sample Conc.	Sample Units	Std.Dev.	RSD
Sc Radial	270881.9	95.1	%	0.35				0.36%
Sc 361.383	2326261.0	94.5	%	1.56				1.65%
Ag 328.068†	26010.2	195	ug/L	4.9	195	ug/L	4.9	2.51%
Al 308.215†	81879.2	50700	ug/L	429.4	50700	ug/L	429.4	0.85%
As 188.979†	425.8	520	ug/L	7.2	520	ug/L	7.2	1.38%
Ba 233.527†	118806.6	1510	ug/L	38.4	1510	ug/L	38.4	2.54%
Be 234.861†	85625.6	510	ug/L	6.8	510	ug/L	6.8	1.33%
Ca 315.887†	361804.8	51100	ug/L	311.7	51100	ug/L	311.7	0.61%
Cd 226.502†	2849.5	486	ug/L	8.9	486	ug/L	8.9	1.82%
Co 228.616†	9326.2	498	ug/L	12.6	498	ug/L	12.6	2.52%
Cr 267.716†	16445.2	508	ug/L	12.6	508	ug/L	12.6	2.48%
Cu 324.752†	142226.6	502	ug/L	4.5	502	ug/L	4.5	0.89%
Fe 259.939†	631820.8	51800	ug/L	328.1	51800	ug/L	328.1	0.63%
K 766.490†	217929.4	51700	ug/L	515.9	51700	ug/L	515.9	1.00%
Mg 279.077†	453522.3	50000	ug/L	255.6	50000	ug/L	255.6	0.51%
Mn 257.610†	212649.3	508	ug/L	7.4	508	ug/L	7.4	1.46%
Mo 202.031†	1567.8	514	ug/L	8.0	514	ug/L	8.0	1.55%
Na 589.592†	500581.9	52200	ug/L	296.6	52200	ug/L	296.6	0.57%
Ni 231.604†	4351.4	500	ug/L	9.8	500	ug/L	9.8	1.97%
Pb 220.353†	727.3	508	ug/L	13.0	508	ug/L	13.0	2.57%
Sb 206.836†	754.5	494	ug/L	11.1	494	ug/L	11.1	2.26%
Se 196.026†	248.3	461	ug/L	14.8	461	ug/L	14.8	3.22%
Sn 189.927†	656.5	522	ug/L	12.8	522	ug/L	12.8	2.46%
Sr 421.552†	312016.7	518	ug/L	3.4	518	ug/L	3.4	0.66%
Ti 334.940†	286207.8	539	ug/L	6.3	539	ug/L	6.3	1.17%
Tl 190.801†	516.7	499	ug/L	15.5	499	ug/L	15.5	3.10%
V 292.402†	23195.1	534	ug/L	14.7	534	ug/L	14.7	2.75%
Zn 206.200†	4421.1	504	ug/L	9.6	504	ug/L	9.6	1.91%

Sequence No.: 50
Sample ID: 350588801
Analyst:
Initial Sample Wt:
Dilution:

Autosampler Location: 74
Date Collected: 5/4/2012 4:18:33 PM
Data Type: Original
Initial Sample Vol:
Sample Prep Vol:

Mean Data: 350588801

Analyte	Mean Corrected Intensity	Calib. Conc.	Calib. Units	Std.Dev.	Sample Conc.	Sample Units	Std.Dev.	RSD
Sc Radial	280445.2	98.5	%	1.13				1.15%
Sc 361.383	2373520.3	96.5	%	0.46				0.48%
Ag 328.068†	-279.7	-0.695	ug/L	0.1098	-0.695	ug/L	0.1098	15.80%
Al 308.215†	138761.3	85900	ug/L	746.5	85900	ug/L	746.5	0.87%
As 188.979†	16.0	22.4	ug/L	2.47	22.4	ug/L	2.47	11.07%
Ba 233.527†	43110.1	548	ug/L	4.3	548	ug/L	4.3	0.79%
Be 234.861†	-13.2	3.14	ug/L	0.168	3.14	ug/L	0.168	5.37%
Ca 315.887†	157720.1	22300	ug/L	154.2	22300	ug/L	154.2	0.69%
Cd 226.502†	24.7	-0.944	ug/L	0.0704	-0.944	ug/L	0.0704	7.46%
Co 228.616†	452.5	21.5	ug/L	0.46	21.5	ug/L	0.46	2.12%
Cr 267.716†	2847.3	88.1	ug/L	0.14	88.1	ug/L	0.14	0.16%
Cu 324.752†	11307.0	39.8	ug/L	0.52	39.8	ug/L	0.52	1.30%
Fe 259.939†	534394.1	43800	ug/L	292.8	43800	ug/L	292.8	0.67%
K 766.490†	24718.0	5840	ug/L	83.4	5840	ug/L	83.4	1.43%
Mg 279.077†	140835.2	15500	ug/L	239.3	15500	ug/L	239.3	1.54%
Mn 257.610†	141097.4	337	ug/L	1.2	337	ug/L	1.2	0.35%
Mo 202.031†	11.4	6.60	ug/L	1.174	6.60	ug/L	1.174	17.80%
Na 589.592†	183056.9	19100	ug/L	187.8	19100	ug/L	187.8	0.98%
Ni 231.604†	474.8	53.8	ug/L	0.63	53.8	ug/L	0.63	1.17%
Pb 220.353†	842.1	592	ug/L	1.4	592	ug/L	1.4	0.23%
Sb 206.836†	3.9	-0.143	ug/L	1.4404	-0.143	ug/L	1.4404	>999.9%
Se 196.026†	-0.8	4.60	ug/L	1.635	4.60	ug/L	1.635	35.58%
Sn 189.927†	-0.7	6.80	ug/L	3.451	6.80	ug/L	3.451	50.73%
Sr 421.552†	210815.3	350	ug/L	3.1	350	ug/L	3.1	0.87%
Ti 334.940†	532141.8	1000	ug/L	0.9	1000	ug/L	0.9	0.09%
Tl 190.801†	-2.6	0.181	ug/L	2.1647	0.181	ug/L	2.1647	>999.9%
V 292.402†	5825.5	133	ug/L	1.1	133	ug/L	1.1	0.79%
Zn 206.200†	1683.4	191	ug/L	1.0	191	ug/L	1.0	0.51%

Sequence No.: 51
Sample ID: 350588801L
Analyst:
Initial Sample Wt:
Dilution: 5X

Autosampler Location: 75
Date Collected: 5/4/2012 4:23:46 PM
Data Type: Original
Initial Sample Vol:
Sample Prep Vol:

Mean Data: 350588801L

Analyte	Mean Corrected Intensity	Calib. Conc.	Calib. Units	Std.Dev.	Sample Conc.	Sample Units	Std.Dev.	RSD
Sc Radial	284859.2	100	%	0.6				0.55%
Sc 361.383	2431948.1	98.8	%	0.41				0.41%
Ag 328.068†	-106.4	-0.104	ug/L	0.4327	-0.522	ug/L	2.1635	414.51%
Al 308.215†	27304.4	16900	ug/L	67.0	84500	ug/L	335.0	0.40%
As 188.979†	6.0	6.96	ug/L	1.070	34.8	ug/L	5.35	15.37%
Ba 233.527†	8453.8	108	ug/L	0.6	538	ug/L	3.1	0.57%
Be 234.861†	6.4	0.733	ug/L	0.0625	3.67	ug/L	0.313	8.52%
Ca 315.887†	31453.7	4430	ug/L	13.6	22200	ug/L	68.2	0.31%
Cd 226.502†	4.0	-0.279	ug/L	0.4228	-1.39	ug/L	2.114	151.81%
Co 228.616†	81.7	4.17	ug/L	0.280	20.9	ug/L	1.40	6.70%
Cr 267.716†	567.0	17.8	ug/L	0.14	88.8	ug/L	0.70	0.79%
Cu 324.752†	2187.3	8.03	ug/L	0.148	40.1	ug/L	0.74	1.85%
Fe 259.939†	107802.1	8840	ug/L	13.2	44200	ug/L	65.8	0.15%
K 766.490†	4836.8	1120	ug/L	4.9	5600	ug/L	24.5	0.44%
Mg 279.077†	28055.2	3090	ug/L	19.0	15500	ug/L	94.8	0.61%
Mn 257.610†	27716.9	66.1	ug/L	0.71	331	ug/L	3.5	1.07%
Mo 202.031†	2.8	2.44	ug/L	0.197	12.2	ug/L	0.98	8.06%
Na 589.592†	35801.3	3720	ug/L	6.6	18600	ug/L	32.9	0.18%
Ni 231.604†	91.0	10.3	ug/L	0.31	51.7	ug/L	1.57	3.03%
Pb 220.353†	170.6	118	ug/L	3.0	589	ug/L	15.1	2.56%
Sb 206.836†	5.9	1.49	ug/L	0.832	7.47	ug/L	4.160	55.72%
Se 196.026†	-2.1	1.25	ug/L	0.405	6.24	ug/L	2.023	32.43%
Sn 189.927†	0.3	3.31	ug/L	0.525	16.5	ug/L	2.62	15.87%
Sr 421.552†	41539.5	68.8	ug/L	0.13	344	ug/L	0.6	0.19%
Ti 334.940†	102213.4	193	ug/L	1.2	963	ug/L	6.2	0.65%
Tl 190.801†	-2.3	-1.03	ug/L	1.675	-5.13	ug/L	8.374	163.15%
V 292.402†	1142.3	26.0	ug/L	0.17	130	ug/L	0.9	0.66%
Zn 206.200†	353.6	40.1	ug/L	0.17	200	ug/L	0.9	0.43%

Sequence No.: 52
Sample ID: 128616MS
Analyst:
Initial Sample Wt:
Dilution:

Autosampler Location: 76
Date Collected: 5/4/2012 4:28:56 PM
Data Type: Original
Initial Sample Vol:
Sample Prep Vol:

Mean Data: 128616MS

Analyte	Mean Corrected Intensity	Calib. Conc.	Calib. Units	Std.Dev.	Sample Conc.	Sample Units	Std.Dev.	RSD
Sc Radial	280474.1	98.5	%	0.87				0.88%
Sc 361.383	2346571.6	95.4	%	0.39				0.40%
Ag 328.068†	25339.4	191	ug/L	2.6	191	ug/L	2.6	1.37%
Al 308.215†	291267.0	180000	ug/L	582.0	180000	ug/L	582.0	0.32%
As 188.979†	429.9	529	ug/L	1.0	529	ug/L	1.0	0.19%
Ba 233.527†	159229.0	2030	ug/L	8.1	2030	ug/L	8.1	0.40%
Be 234.861†	84047.3	504	ug/L	1.9	504	ug/L	1.9	0.38%
Ca 315.887†	481504.3	68000	ug/L	86.5	68000	ug/L	86.5	0.13%
Cd 226.502†	2782.4	469	ug/L	2.5	469	ug/L	2.5	0.53%
Co 228.616†	9794.4	520	ug/L	2.0	520	ug/L	2.0	0.39%
Cr 267.716†	19904.2	614	ug/L	3.6	614	ug/L	3.6	0.58%
Cu 324.752†	155794.2	549	ug/L	1.1	549	ug/L	1.1	0.20%
Fe 259.939†	1167869.8	95800	ug/L	101.8	95800	ug/L	101.8	0.11%
K 766.490†	240366.4	57100	ug/L	148.5	57100	ug/L	148.5	0.26%
Mg 279.077†	575243.5	63500	ug/L	328.1	63500	ug/L	328.1	0.52%
Mn 257.610†	354179.9	846	ug/L	3.5	846	ug/L	3.5	0.41%
Mo 202.031†	1521.5	501	ug/L	4.9	501	ug/L	4.9	0.98%
Na 589.592†	645294.1	67300	ug/L	68.3	67300	ug/L	68.3	0.10%
Ni 231.604†	4886.9	560	ug/L	4.0	560	ug/L	4.0	0.72%
Pb 220.353†	1440.4	1010	ug/L	6.6	1010	ug/L	6.6	0.65%
Sb 206.836†	523.5	340	ug/L	4.2	340	ug/L	4.2	1.24%
Se 196.026†	263.4	489	ug/L	13.1	489	ug/L	13.1	2.68%
Sn 189.927†	636.5	511	ug/L	2.2	511	ug/L	2.2	0.43%
Sr 421.552†	495470.3	822	ug/L	0.7	822	ug/L	0.7	0.08%
Ti 334.940†	855297.6	1610	ug/L	1.4	1610	ug/L	1.4	0.08%
Tl 190.801†	493.0	477	ug/L	3.2	477	ug/L	3.2	0.67%
V 292.402†	29760.0	684	ug/L	6.5	684	ug/L	6.5	0.95%
Zn 206.200†	6566.9	748	ug/L	8.1	748	ug/L	8.1	1.09%

Sequence No.: 53
Sample ID: 128617MSD
Analyst:
Initial Sample Wt:
Dilution:

Autosampler Location: 77
Date Collected: 5/4/2012 4:34:11 PM
Data Type: Original
Initial Sample Vol:
Sample Prep Vol:

Mean Data: 128617MSD

Analyte	Mean Corrected Intensity	Calib. Conc.	Calib. Units	Std.Dev.	Sample Conc.	Sample Units	Std.Dev.	RSD
Sc Radial	273020.0	95.9	%	0.14				0.15%
Sc 361.383	2305761.3	93.7	%	0.79				0.84%
Ag 328.068†	25398.4	191	ug/L	2.0	191	ug/L	2.0	1.06%
Al 308.215†	224831.8	139000	ug/L	147.0	139000	ug/L	147.0	0.11%
As 188.979†	444.2	545	ug/L	11.1	545	ug/L	11.1	2.04%
Ba 233.527†	151530.8	1930	ug/L	5.1	1930	ug/L	5.1	0.27%
Be 234.861†	85773.3	514	ug/L	3.4	514	ug/L	3.4	0.65%
Ca 315.887†	501762.6	70800	ug/L	71.8	70800	ug/L	71.8	0.10%
Cd 226.502†	2805.8	475	ug/L	5.1	475	ug/L	5.1	1.08%
Co 228.616†	9686.1	515	ug/L	4.4	515	ug/L	4.4	0.86%
Cr 267.716†	18877.3	583	ug/L	3.2	583	ug/L	3.2	0.55%
Cu 324.752†	157041.4	554	ug/L	2.5	554	ug/L	2.5	0.44%
Fe 259.939†	1035798.9	85000	ug/L	108.9	85000	ug/L	108.9	0.13%
K 766.490†	238376.7	56600	ug/L	163.7	56600	ug/L	163.7	0.29%
Mg 279.077†	564483.9	62300	ug/L	273.0	62300	ug/L	273.0	0.44%
Mn 257.610†	316267.4	756	ug/L	4.7	756	ug/L	4.7	0.63%
Mo 202.031†	1557.4	512	ug/L	2.7	512	ug/L	2.7	0.54%
Na 589.592†	663304.5	69100	ug/L	141.3	69100	ug/L	141.3	0.20%
Ni 231.604†	4764.8	546	ug/L	4.8	546	ug/L	4.8	0.88%
Pb 220.353†	4068.5	2850	ug/L	30.8	2850	ug/L	30.8	1.08%
Sb 206.836†	566.9	369	ug/L	3.0	369	ug/L	3.0	0.80%
Se 196.026†	258.4	480	ug/L	16.2	480	ug/L	16.2	3.38%
Sn 189.927†	650.9	522	ug/L	7.0	522	ug/L	7.0	1.35%
Sr 421.552†	503946.4	836	ug/L	1.4	836	ug/L	1.4	0.16%
Ti 334.940†	728233.9	1370	ug/L	2.9	1370	ug/L	2.9	0.21%
Tl 190.801†	499.5	483	ug/L	12.5	483	ug/L	12.5	2.59%
V 292.402†	28297.3	651	ug/L	9.4	651	ug/L	9.4	1.44%
Zn 206.200†	5982.9	681	ug/L	3.6	681	ug/L	3.6	0.53%

Sequence No.: 54 **Autosampler Location: 4**
Sample ID: CCV **Date Collected: 5/4/2012 4:39:26 PM**
Analyst: **Data Type: Original**
Initial Sample Wt: **Initial Sample Vol:**
Dilution: **Sample Prep Vol:**

Mean Data: CCV

Analyte	Mean Corrected Intensity	Calib. Conc.	Units	Std.Dev.	Sample Conc.	Units	Std.Dev.	RSD
Sc Radial	277275.9	97.4	%	0.35				0.36%
Sc 361.383	2349491.0	95.5	%	0.22				0.23%
Ag 328.068†	69311.5	517	ug/L	2.5	517	ug/L	2.5	0.48%
QC value within limits for Ag 328.068 Recovery = 103.44%								
Al 308.215†	40500.1	25100	ug/L	52.4	25100	ug/L	52.4	0.21%
QC value within limits for Al 308.215 Recovery = 100.25%								
As 188.979†	427.7	521	ug/L	5.1	521	ug/L	5.1	0.99%
QC value within limits for As 188.979 Recovery = 104.28%								
Ba 233.527†	40519.3	515	ug/L	2.8	515	ug/L	2.8	0.54%
QC value within limits for Ba 233.527 Recovery = 103.04%								
Be 234.861†	84278.1	502	ug/L	1.3	502	ug/L	1.3	0.27%
QC value within limits for Be 234.861 Recovery = 100.36%								
Ca 315.887†	178612.0	25200	ug/L	46.3	25200	ug/L	46.3	0.18%
QC value within limits for Ca 315.887 Recovery = 100.84%								
Cd 226.502†	2910.2	498	ug/L	3.8	498	ug/L	3.8	0.76%
QC value within limits for Cd 226.502 Recovery = 99.61%								
Co 228.616†	9549.8	510	ug/L	3.0	510	ug/L	3.0	0.58%
QC value within limits for Co 228.616 Recovery = 102.06%								
Cr 267.716†	16544.5	511	ug/L	2.7	511	ug/L	2.7	0.53%
QC value within limits for Cr 267.716 Recovery = 102.13%								
Cu 324.752†	138893.1	490	ug/L	1.2	490	ug/L	1.2	0.24%
QC value within limits for Cu 324.752 Recovery = 98.06%								
Fe 259.939†	507138.4	41600	ug/L	86.2	41600	ug/L	86.2	0.21%
QC value within limits for Fe 259.939 Recovery = 103.98%								
K 766.490†	107393.8	25500	ug/L	111.9	25500	ug/L	111.9	0.44%
QC value within limits for K 766.490 Recovery = 101.91%								
Mg 279.077†	233073.2	25700	ug/L	43.5	25700	ug/L	43.5	0.17%
QC value within limits for Mg 279.077 Recovery = 102.89%								
Mn 257.610†	208428.9	498	ug/L	1.7	498	ug/L	1.7	0.33%
QC value within limits for Mn 257.610 Recovery = 99.62%								
Mo 202.031†	1545.6	507	ug/L	3.6	507	ug/L	3.6	0.71%
QC value within limits for Mo 202.031 Recovery = 101.36%								
Na 589.592†	248071.3	25800	ug/L	62.0	25800	ug/L	62.0	0.24%
QC value within limits for Na 589.592 Recovery = 103.39%								
Ni 231.604†	4443.5	510	ug/L	3.0	510	ug/L	3.0	0.59%
QC value within limits for Ni 231.604 Recovery = 102.08%								
Pb 220.353†	747.7	521	ug/L	6.8	521	ug/L	6.8	1.31%
QC value within limits for Pb 220.353 Recovery = 104.12%								
Sb 206.836†	762.2	499	ug/L	6.3	499	ug/L	6.3	1.26%
QC value within limits for Sb 206.836 Recovery = 99.87%								
Se 196.026†	261.7	483	ug/L	7.2	483	ug/L	7.2	1.48%
QC value within limits for Se 196.026 Recovery = 96.63%								
Sn 189.927†	514.6	408	ug/L	2.4	408	ug/L	2.4	0.59%
QC value within limits for Sn 189.927 Recovery = 101.91%								
Sr 421.552†	249566.6	414	ug/L	1.1	414	ug/L	1.1	0.28%
QC value within limits for Sr 421.552 Recovery = 103.49%								
Ti 334.940†	216741.9	408	ug/L	0.4	408	ug/L	0.4	0.09%
QC value within limits for Ti 334.940 Recovery = 102.10%								
Tl 190.801†	536.5	517	ug/L	10.8	517	ug/L	10.8	2.10%
QC value within limits for Tl 190.801 Recovery = 103.47%								
V 292.402†	22874.8	527	ug/L	3.6	527	ug/L	3.6	0.69%
QC value within limits for V 292.402 Recovery = 105.35%								
Zn 206.200†	4527.3	517	ug/L	4.3	517	ug/L	4.3	0.83%
QC value within limits for Zn 206.200 Recovery = 103.31%								

All analyte(s) passed QC.

Sequence No.: 55 | **Autosampler Location: 1**
Sample ID: CCB | **Date Collected: 5/4/2012 4:44:39 PM**
Analyst: | **Data Type: Original**
Initial Sample Wt: | **Initial Sample Vol:**
Dilution: | **Sample Prep Vol:**

Mean Data: CCB

Analyte	Mean Corrected Intensity	Calib. Conc.	Units	Std.Dev.	Sample Conc.	Units	Std.Dev.	RSD
Sc Radial	283938.7	99.7	%	0.41				0.41%
Sc 361.383	2447417.7	99.5	%	0.97				0.97%
Ag 328.068†	-20.2	0.361	ug/L	0.2105	0.361	ug/L	0.2105	58.34%
QC value within limits for Ag 328.068 Recovery = Not calculated								
Al 308.215†	54.3	29.4	ug/L	3.95	29.4	ug/L	3.95	13.47%
QC value within limits for Al 308.215 Recovery = Not calculated								
As 188.979†	3.8	3.57	ug/L	2.113	3.57	ug/L	2.113	59.26%
QC value within limits for As 188.979 Recovery = Not calculated								
Ba 233.527†	30.2	0.415	ug/L	0.0415	0.415	ug/L	0.0415	10.01%
QC value within limits for Ba 233.527 Recovery = Not calculated								
Be 234.861†	41.7	0.308	ug/L	0.0338	0.308	ug/L	0.0338	10.98%
QC value within limits for Be 234.861 Recovery = Not calculated								
Ca 315.887†	144.3	11.6	ug/L	1.78	11.6	ug/L	1.78	15.39%
QC value within limits for Ca 315.887 Recovery = Not calculated								
Cd 226.502†	0.2	0.130	ug/L	0.2342	0.130	ug/L	0.2342	180.77%
QC value within limits for Cd 226.502 Recovery = Not calculated								
Co 228.616†	1.2	0.476	ug/L	0.3658	0.476	ug/L	0.3658	76.86%
QC value within limits for Co 228.616 Recovery = Not calculated								
Cr 267.716†	8.5	0.529	ug/L	0.1269	0.529	ug/L	0.1269	24.02%
QC value within limits for Cr 267.716 Recovery = Not calculated								
Cu 324.752†	198.2	1.11	ug/L	0.258	1.11	ug/L	0.258	23.37%
QC value within limits for Cu 324.752 Recovery = Not calculated								
Fe 259.939†	352.2	27.5	ug/L	4.46	27.5	ug/L	4.46	16.22%
QC value within limits for Fe 259.939 Recovery = Not calculated								
K 766.490†	244.6	28.7	ug/L	3.65	28.7	ug/L	3.65	12.71%
QC value within limits for K 766.490 Recovery = Not calculated								
Mg 279.077†	124.1	12.0	ug/L	0.87	12.0	ug/L	0.87	7.21%
QC value within limits for Mg 279.077 Recovery = Not calculated								
Mn 257.610†	67.6	0.031	ug/L	0.0194	0.031	ug/L	0.0194	62.60%
QC value within limits for Mn 257.610 Recovery = Not calculated								
Mo 202.031†	2.2	1.92	ug/L	1.216	1.92	ug/L	1.216	63.20%
QC value within limits for Mo 202.031 Recovery = Not calculated								
Na 589.592†	322.6	23.2	ug/L	3.82	23.2	ug/L	3.82	16.45%
QC value within limits for Na 589.592 Recovery = Not calculated								
Ni 231.604†	-1.9	-0.163	ug/L	0.4023	-0.163	ug/L	0.4023	247.03%
QC value within limits for Ni 231.604 Recovery = Not calculated								
Pb 220.353†	5.3	1.13	ug/L	0.559	1.13	ug/L	0.559	49.47%
QC value within limits for Pb 220.353 Recovery = Not calculated								
Sb 206.836†	4.3	0.530	ug/L	2.0269	0.530	ug/L	2.0269	382.20%
QC value within limits for Sb 206.836 Recovery = Not calculated								
Se 196.026†	0.3	5.49	ug/L	0.826	5.49	ug/L	0.826	15.06%
QC value greater than the upper limit for Se 196.026 Recovery = Not calculated								
Sn 189.927†	-0.2	1.93	ug/L	2.658	1.93	ug/L	2.658	137.48%
QC value within limits for Sn 189.927 Recovery = Not calculated								
Sr 421.552†	193.4	0.258	ug/L	0.0530	0.258	ug/L	0.0530	20.56%
QC value within limits for Sr 421.552 Recovery = Not calculated								
Ti 334.940†	165.0	0.328	ug/L	0.0939	0.328	ug/L	0.0939	28.66%
QC value within limits for Ti 334.940 Recovery = Not calculated								
Tl 190.801†	-0.0	0.802	ug/L	2.5183	0.802	ug/L	2.5183	314.00%
QC value within limits for Tl 190.801 Recovery = Not calculated								
V 292.402†	9.3	0.132	ug/L	0.0170	0.132	ug/L	0.0170	12.88%
QC value within limits for V 292.402 Recovery = Not calculated								
Zn 206.200†	-0.7	-0.111	ug/L	0.2314	-0.111	ug/L	0.2314	208.17%
QC value within limits for Zn 206.200 Recovery = Not calculated								

QC Failed. Retry.

Sequence No.: 56 | **Autosampler Location: 1**
Sample ID: CCB | **Date Collected: 5/4/2012 4:48:11 PM**
Analyst: | **Data Type: Original**

Initial Sample Wt: **Initial Sample Vol:**
Dilution: **Sample Prep Vol:**

Mean Data: CCB

Analyte	Mean Corrected Intensity	Calib. Conc.	Calib. Units	Std.Dev.	Sample Conc.	Sample Units	Std.Dev.	RSD
Sc Radial	287129.7	101	%	0.6				0.58%
Sc 361.383	2453670.1	99.7	%	0.99				0.99%
Ag 328.068†	-10.3	0.434	ug/L	0.1904	0.434	ug/L	0.1904	43.87%
QC value within limits for Ag 328.068 Recovery = Not calculated								
Al 308.215†	25.9	11.8	ug/L	3.11	11.8	ug/L	3.11	26.38%
QC value within limits for Al 308.215 Recovery = Not calculated								
As 188.979†	0.3	-0.737	ug/L	1.8887	-0.737	ug/L	1.8887	256.12%
QC value within limits for As 188.979 Recovery = Not calculated								
Ba 233.527†	17.9	0.258	ug/L	0.0414	0.258	ug/L	0.0414	16.03%
QC value within limits for Ba 233.527 Recovery = Not calculated								
Be 234.861†	25.2	0.209	ug/L	0.0161	0.209	ug/L	0.0161	7.71%
QC value within limits for Be 234.861 Recovery = Not calculated								
Ca 315.887†	67.2	0.696	ug/L	1.1656	0.696	ug/L	1.1656	167.43%
QC value within limits for Ca 315.887 Recovery = Not calculated								
Cd 226.502†	-1.4	-0.147	ug/L	0.3070	-0.147	ug/L	0.3070	209.14%
QC value within limits for Cd 226.502 Recovery = Not calculated								
Co 228.616†	-7.3	0.023	ug/L	0.2840	0.023	ug/L	0.2840	>999.9%
QC value within limits for Co 228.616 Recovery = Not calculated								
Cr 267.716†	2.6	0.346	ug/L	0.1684	0.346	ug/L	0.1684	48.63%
QC value within limits for Cr 267.716 Recovery = Not calculated								
Cu 324.752†	-42.6	0.254	ug/L	0.1332	0.254	ug/L	0.1332	52.35%
QC value within limits for Cu 324.752 Recovery = Not calculated								
Fe 259.939†	137.9	9.92	ug/L	0.927	9.92	ug/L	0.927	9.34%
QC value within limits for Fe 259.939 Recovery = Not calculated								
K 766.490†	-24.7	-35.2	ug/L	16.22	-35.2	ug/L	16.22	46.06%
QC value within limits for K 766.490 Recovery = Not calculated								
Mg 279.077†	62.1	5.18	ug/L	0.250	5.18	ug/L	0.250	4.83%
QC value within limits for Mg 279.077 Recovery = Not calculated								
Mn 257.610†	17.2	-0.089	ug/L	0.0399	-0.089	ug/L	0.0399	44.62%
QC value within limits for Mn 257.610 Recovery = Not calculated								
Mo 202.031†	-1.4	0.739	ug/L	0.1498	0.739	ug/L	0.1498	20.28%
QC value within limits for Mo 202.031 Recovery = Not calculated								
Na 589.592†	147.5	4.94	ug/L	4.027	4.94	ug/L	4.027	81.49%
QC value within limits for Na 589.592 Recovery = Not calculated								
Ni 231.604†	-4.4	-0.455	ug/L	0.7076	-0.455	ug/L	0.7076	155.39%
QC value within limits for Ni 231.604 Recovery = Not calculated								
Pb 220.353†	3.2	-0.328	ug/L	1.3442	-0.328	ug/L	1.3442	409.35%
QC value within limits for Pb 220.353 Recovery = Not calculated								
Sb 206.836†	6.1	1.73	ug/L	1.242	1.73	ug/L	1.242	71.85%
QC value within limits for Sb 206.836 Recovery = Not calculated								
Se 196.026†	0.9	6.53	ug/L	6.051	6.53	ug/L	6.051	92.73%
QC value greater than the upper limit for Se 196.026 Recovery = Not calculated								
Sn 189.927†	0.3	2.30	ug/L	1.502	2.30	ug/L	1.502	65.45%
QC value within limits for Sn 189.927 Recovery = Not calculated								
Sr 421.552†	97.5	0.099	ug/L	0.0118	0.099	ug/L	0.0118	11.95%
QC value within limits for Sr 421.552 Recovery = Not calculated								
Ti 334.940†	14.4	0.044	ug/L	0.0799	0.044	ug/L	0.0799	182.19%
QC value within limits for Ti 334.940 Recovery = Not calculated								
Tl 190.801†	-0.1	0.758	ug/L	0.8993	0.758	ug/L	0.8993	118.61%
QC value within limits for Tl 190.801 Recovery = Not calculated								
V 292.402†	6.2	0.060	ug/L	0.0897	0.060	ug/L	0.0897	149.63%
QC value within limits for V 292.402 Recovery = Not calculated								
Zn 206.200†	0.1	-0.010	ug/L	0.3722	-0.010	ug/L	0.3722	>999.9%
QC value within limits for Zn 206.200 Recovery = Not calculated								

QC Failed. Continue with analysis.

Sequence No.: 57
Sample ID: 350588801A
Analyst:
Initial Sample Wt:
Dilution:

Autosampler Location: 78
Date Collected: 5/4/2012 4:54:15 PM
Data Type: Original
Initial Sample Vol:
Sample Prep Vol:

Mean Data: 350588801A

Analyte	Mean Corrected Intensity	Calib. Conc.	Calib. Units	Std.Dev.	Sample Conc.	Sample Units	Std.Dev.	RSD
Sc Radial	279302.1	98.1	%	1.11				1.13%
Sc 361.383	2370224.1	96.3	%	0.30				0.31%
Ag 328.068†	26415.2	199	ug/L	0.6	199	ug/L	0.6	0.30%
Al 308.215†	211846.5	131000	ug/L	329.2	131000	ug/L	329.2	0.25%
As 188.979†	434.8	534	ug/L	1.8	534	ug/L	1.8	0.34%
Ba 233.527†	156017.1	1990	ug/L	1.8	1990	ug/L	1.8	0.09%
Be 234.861†	86580.3	519	ug/L	1.1	519	ug/L	1.1	0.21%
Ca 315.887†	496330.5	70100	ug/L	326.5	70100	ug/L	326.5	0.47%
Cd 226.502†	2809.0	475	ug/L	2.3	475	ug/L	2.3	0.49%
Co 228.616†	9715.5	516	ug/L	1.7	516	ug/L	1.7	0.33%
Cr 267.716†	18830.9	581	ug/L	3.1	581	ug/L	3.1	0.53%
Cu 324.752†	158461.7	559	ug/L	2.0	559	ug/L	2.0	0.36%
Fe 259.939†	1098011.2	90100	ug/L	297.4	90100	ug/L	297.4	0.33%
K 766.490†	241271.3	57300	ug/L	225.0	57300	ug/L	225.0	0.39%
Mg 279.077†	576665.7	63600	ug/L	889.7	63600	ug/L	889.7	1.40%
Mn 257.610†	338231.8	808	ug/L	0.9	808	ug/L	0.9	0.11%
Mo 202.031†	1541.4	507	ug/L	2.5	507	ug/L	2.5	0.50%
Na 589.592†	669221.0	69700	ug/L	238.0	69700	ug/L	238.0	0.34%
Ni 231.604†	4751.3	545	ug/L	3.5	545	ug/L	3.5	0.64%
Pb 220.353†	1450.3	1020	ug/L	3.1	1020	ug/L	3.1	0.31%
Sb 206.836†	714.1	467	ug/L	5.5	467	ug/L	5.5	1.17%
Se 196.026†	273.9	508	ug/L	2.4	508	ug/L	2.4	0.48%
Sn 189.927†	652.7	523	ug/L	5.1	523	ug/L	5.1	0.97%
Sr 421.552†	502905.4	834	ug/L	2.4	834	ug/L	2.4	0.29%
Ti 334.940†	773199.7	1460	ug/L	0.8	1460	ug/L	0.8	0.05%
Tl 190.801†	504.7	489	ug/L	10.3	489	ug/L	10.3	2.11%
V 292.402†	28337.5	652	ug/L	1.9	652	ug/L	1.9	0.29%
Zn 206.200†	5888.7	670	ug/L	0.5	670	ug/L	0.5	0.07%

Sequence No.: 58
Sample ID: 350588802
Analyst:
Initial Sample Wt:
Dilution:

Autosampler Location: 79
Date Collected: 5/4/2012 4:59:30 PM
Data Type: Original
Initial Sample Vol:
Sample Prep Vol:

Mean Data: 350588802

Analyte	Mean Corrected Intensity	Calib. Conc.	Calib. Units	Std.Dev.	Sample Conc.	Sample Units	Std.Dev.	RSD
Sc Radial	280942.1	98.7	%	0.84				0.85%
Sc 361.383	2374127.1	96.5	%	0.34				0.35%
Ag 328.068†	-970.6	-2.83	ug/L	0.209	-2.83	ug/L	0.209	7.37%
Al 308.215†	237552.0	147000	ug/L	1183.7	147000	ug/L	1183.7	0.81%
As 188.979†	36.9	60.1	ug/L	3.22	60.1	ug/L	3.22	5.35%
Ba 233.527†	55071.3	697	ug/L	11.1	697	ug/L	11.1	1.60%
Be 234.861†	-1768.8	3.57	ug/L	0.418	3.57	ug/L	0.418	11.72%
Ca 315.887†	27312.2	3850	ug/L	27.4	3850	ug/L	27.4	0.71%
Cd 226.502†	109.7	-4.42	ug/L	0.072	-4.42	ug/L	0.072	1.64%
Co 228.616†	908.5	41.0	ug/L	0.29	41.0	ug/L	0.29	0.72%
Cr 267.716†	5139.2	159	ug/L	0.5	159	ug/L	0.5	0.32%
Cu 324.752†	25341.5	88.9	ug/L	1.06	88.9	ug/L	1.06	1.19%
Fe 259.939†	2366317.7	194000	ug/L	1888.4	194000	ug/L	1888.4	0.97%
K 766.490†	19925.8	4700	ug/L	17.7	4700	ug/L	17.7	0.38%
Mg 279.077†	134490.3	14800	ug/L	273.0	14800	ug/L	273.0	1.84%
Mn 257.610†	268834.8	642	ug/L	6.6	642	ug/L	6.6	1.04%
Mo 202.031†	15.0	13.5	ug/L	0.48	13.5	ug/L	0.48	3.58%
Na 589.592†	10631.1	1100	ug/L	8.3	1100	ug/L	8.3	0.76%
Ni 231.604†	875.6	96.8	ug/L	0.51	96.8	ug/L	0.51	0.53%
Pb 220.353†	332.3	231	ug/L	1.4	231	ug/L	1.4	0.60%
Sb 206.836†	21.1	6.47	ug/L	3.123	6.47	ug/L	3.123	48.25%
Se 196.026†	-4.9	-6.93	ug/L	4.079	-6.93	ug/L	4.079	58.88%
Sn 189.927†	46.2	36.4	ug/L	3.29	36.4	ug/L	3.29	9.04%
Sr 421.552†	31077.6	51.5	ug/L	0.44	51.5	ug/L	0.44	0.85%
Ti 334.940†	702516.5	1320	ug/L	9.0	1320	ug/L	9.0	0.68%
Tl 190.801†	-8.2	-2.96	ug/L	4.604	-2.96	ug/L	4.604	155.57%
V 292.402†	12065.6	273	ug/L	4.8	273	ug/L	4.8	1.76%
Zn 206.200†	3881.1	437	ug/L	2.7	437	ug/L	2.7	0.62%

Sequence No.: 59
Sample ID: 350588803
Analyst:
Initial Sample Wt:
Dilution:

Autosampler Location: 80
Date Collected: 5/4/2012 5:04:49 PM
Data Type: Original
Initial Sample Vol:
Sample Prep Vol:

Mean Data: 350588803

Analyte	Mean Corrected Intensity	Calib. Conc.	Calib. Units	Std.Dev.	Sample Conc.	Sample Units	Std.Dev.	RSD
Sc Radial	280119.6	98.4	%	0.54				0.55%
Sc 361.383	2377134.3	96.6	%	0.31				0.32%
Ag 328.068†	-64.0	0.956	ug/L	0.1151	0.956	ug/L	0.1151	12.04%
Al 308.215†	67794.5	41900	ug/L	172.0	41900	ug/L	172.0	0.41%
As 188.979†	2034.1	2460	ug/L	12.6	2460	ug/L	12.6	0.51%
Ba 233.527†	23499.8	298	ug/L	2.5	298	ug/L	2.5	0.85%
Be 234.861†	-298.6	1.61	ug/L	0.140	1.61	ug/L	0.140	8.66%
Ca 315.887†	147507.8	20800	ug/L	71.1	20800	ug/L	71.1	0.34%
Cd 226.502†	37.3	0.958	ug/L	0.3211	0.958	ug/L	0.3211	33.53%
Co 228.616†	245.3	11.2	ug/L	0.28	11.2	ug/L	0.28	2.54%
Cr 267.716†	1615.8	50.1	ug/L	0.27	50.1	ug/L	0.27	0.55%
Cu 324.752†	28345.2	100	ug/L	1.4	100	ug/L	1.4	1.39%
Fe 259.939†	562306.3	46100	ug/L	173.4	46100	ug/L	173.4	0.38%
K 766.490†	15554.2	3670	ug/L	11.4	3670	ug/L	11.4	0.31%
Mg 279.077†	132375.5	14600	ug/L	121.5	14600	ug/L	121.5	0.83%
Mn 257.610†	143088.8	342	ug/L	1.7	342	ug/L	1.7	0.48%
Mo 202.031†	20.6	9.68	ug/L	0.598	9.68	ug/L	0.598	6.18%
Na 589.592†	135476.6	14100	ug/L	46.4	14100	ug/L	46.4	0.33%
Ni 231.604†	344.9	38.8	ug/L	1.05	38.8	ug/L	1.05	2.70%
Pb 220.353†	970.2	677	ug/L	4.7	677	ug/L	4.7	0.69%
Sb 206.836†	12.2	4.84	ug/L	2.491	4.84	ug/L	2.491	51.49%
Se 196.026†	3.3	11.9	ug/L	11.14	11.9	ug/L	11.14	93.86%
Sn 189.927†	11.0	13.5	ug/L	4.56	13.5	ug/L	4.56	33.75%
Sr 421.552†	150681.6	250	ug/L	1.1	250	ug/L	1.1	0.44%
Ti 334.940†	296269.1	558	ug/L	3.8	558	ug/L	3.8	0.68%
Tl 190.801†	-7.4	-4.97	ug/L	5.050	-4.97	ug/L	5.050	101.54%
V 292.402†	3369.5	76.4	ug/L	0.35	76.4	ug/L	0.35	0.46%
Zn 206.200†	4040.7	459	ug/L	2.0	459	ug/L	2.0	0.43%

Sequence No.: 60
Sample ID: 350588804
Analyst:
Initial Sample Wt:
Dilution:

Autosampler Location: 81
Date Collected: 5/4/2012 5:10:01 PM
Data Type: Original
Initial Sample Vol:
Sample Prep Vol:

Mean Data: 350588804

Analyte	Mean Corrected Intensity	Calib. Conc.	Calib. Units	Std.Dev.	Sample Conc.	Sample Units	Std.Dev.	RSD
Sc Radial	283384.2	99.5	%	0.61				0.61%
Sc 361.383	2376211.8	96.6	%	0.14				0.15%
Ag 328.068†	140.8	2.66	ug/L	0.252	2.66	ug/L	0.252	9.46%
Al 308.215†	115228.2	71300	ug/L	247.1	71300	ug/L	247.1	0.35%
As 188.979†	18.0	25.6	ug/L	3.32	25.6	ug/L	3.32	12.97%
Ba 233.527†	62243.4	792	ug/L	8.7	792	ug/L	8.7	1.10%
Be 234.861†	-297.4	2.28	ug/L	0.250	2.28	ug/L	0.250	10.95%
Ca 315.887†	137383.3	19400	ug/L	67.3	19400	ug/L	67.3	0.35%
Cd 226.502†	34.9	-0.560	ug/L	0.1526	-0.560	ug/L	0.1526	27.27%
Co 228.616†	515.0	24.8	ug/L	0.39	24.8	ug/L	0.39	1.57%
Cr 267.716†	2526.0	78.2	ug/L	0.41	78.2	ug/L	0.41	0.53%
Cu 324.752†	12477.7	43.9	ug/L	0.92	43.9	ug/L	0.92	2.09%
Fe 259.939†	674250.7	55300	ug/L	112.5	55300	ug/L	112.5	0.20%
K 766.490†	23386.2	5530	ug/L	28.8	5530	ug/L	28.8	0.52%
Mg 279.077†	132488.4	14600	ug/L	241.3	14600	ug/L	241.3	1.65%
Mn 257.610†	166242.7	397	ug/L	3.0	397	ug/L	3.0	0.75%
Mo 202.031†	17.5	9.03	ug/L	2.036	9.03	ug/L	2.036	22.55%
Na 589.592†	245637.1	25600	ug/L	36.8	25600	ug/L	36.8	0.14%
Ni 231.604†	439.9	49.5	ug/L	0.33	49.5	ug/L	0.33	0.66%
Pb 220.353†	193.2	136	ug/L	4.3	136	ug/L	4.3	3.14%
Sb 206.836†	10.2	3.50	ug/L	2.467	3.50	ug/L	2.467	70.44%
Se 196.026†	4.4	13.6	ug/L	7.83	13.6	ug/L	7.83	57.72%
Sn 189.927†	1.2	6.75	ug/L	1.848	6.75	ug/L	1.848	27.36%
Sr 421.552†	122281.8	203	ug/L	0.4	203	ug/L	0.4	0.18%
Ti 334.940†	452727.3	853	ug/L	12.2	853	ug/L	12.2	1.42%
Tl 190.801†	-7.2	-4.31	ug/L	1.805	-4.31	ug/L	1.805	41.91%
V 292.402†	4878.5	111	ug/L	0.3	111	ug/L	0.3	0.24%
Zn 206.200†	2246.3	255	ug/L	0.5	255	ug/L	0.5	0.18%

Sequence No.: 61
Sample ID: 350588805
Analyst:
Initial Sample Wt:
Dilution:

Autosampler Location: 82
Date Collected: 5/4/2012 5:15:13 PM
Data Type: Original
Initial Sample Vol:
Sample Prep Vol:

Mean Data: 350588805

Analyte	Mean Corrected Intensity	Calib. Conc.	Calib. Units	Std.Dev.	Sample Conc.	Sample Units	Std.Dev.	RSD
Sc Radial	279445.7	98.1	%	0.97				0.98%
Sc 361.383	2363723.0	96.1	%	0.83				0.87%
Ag 328.068†	-286.2	-0.434	ug/L	0.2359	-0.434	ug/L	0.2359	54.41%
Al 308.215†	95828.4	59300	ug/L	331.0	59300	ug/L	331.0	0.56%
As 188.979†	11.0	17.5	ug/L	4.55	17.5	ug/L	4.55	25.95%
Ba 233.527†	20960.7	266	ug/L	1.7	266	ug/L	1.7	0.62%
Be 234.861†	-525.0	1.22	ug/L	0.028	1.22	ug/L	0.028	2.29%
Ca 315.887†	21666.4	3050	ug/L	8.9	3050	ug/L	8.9	0.29%
Cd 226.502†	31.4	-1.64	ug/L	0.621	-1.64	ug/L	0.621	37.77%
Co 228.616†	453.4	20.9	ug/L	0.12	20.9	ug/L	0.12	0.59%
Cr 267.716†	2628.3	81.3	ug/L	1.07	81.3	ug/L	1.07	1.31%
Cu 324.752†	19584.0	69.2	ug/L	1.26	69.2	ug/L	1.26	1.82%
Fe 259.939†	723028.2	59300	ug/L	675.8	59300	ug/L	675.8	1.14%
K 766.490†	11294.0	2650	ug/L	21.2	2650	ug/L	21.2	0.80%
Mg 279.077†	60403.3	6670	ug/L	75.3	6670	ug/L	75.3	1.13%
Mn 257.610†	124698.8	298	ug/L	0.5	298	ug/L	0.5	0.15%
Mo 202.031†	4.9	5.05	ug/L	0.676	5.05	ug/L	0.676	13.39%
Na 589.592†	6175.9	633	ug/L	3.1	633	ug/L	3.1	0.50%
Ni 231.604†	362.8	40.6	ug/L	0.23	40.6	ug/L	0.23	0.57%
Pb 220.353†	187.6	131	ug/L	1.2	131	ug/L	1.2	0.95%
Sb 206.836†	11.6	4.79	ug/L	0.682	4.79	ug/L	0.682	14.24%
Se 196.026†	-2.5	-0.307	ug/L	5.4627	-0.307	ug/L	5.4627	>999.9%
Sn 189.927†	20.6	21.4	ug/L	2.34	21.4	ug/L	2.34	10.91%
Sr 421.552†	23304.4	38.6	ug/L	0.07	38.6	ug/L	0.07	0.18%
Ti 334.940†	598678.1	1130	ug/L	1.3	1130	ug/L	1.3	0.12%
Tl 190.801†	-2.3	0.851	ug/L	1.5843	0.851	ug/L	1.5843	186.21%
V 292.402†	5852.5	133	ug/L	2.5	133	ug/L	2.5	1.89%
Zn 206.200†	2361.7	268	ug/L	1.6	268	ug/L	1.6	0.61%

Sequence No.: 62
Sample ID: 350589201
Analyst:
Initial Sample Wt:
Dilution:

Autosampler Location: 83
Date Collected: 5/4/2012 5:20:31 PM
Data Type: Original
Initial Sample Vol:
Sample Prep Vol:

Mean Data: 350589201

Analyte	Mean Corrected Intensity	Calib. Conc.	Calib. Units	Std.Dev.	Sample Conc.	Sample Units	Std.Dev.	RSD
Sc Radial	269555.5	94.7	%	0.75				0.79%
Sc 361.383	2272158.3	92.3	%	0.54				0.58%
Ag 328.068†	-1488.2	-3.59	ug/L	0.584	-3.59	ug/L	0.584	16.27%
Al 308.215†	137330.2	85000	ug/L	170.9	85000	ug/L	170.9	0.20%
As 188.979†	101.8	153	ug/L	12.4	153	ug/L	12.4	8.07%
Ba 233.527†	50903.6	639	ug/L	3.8	639	ug/L	3.8	0.60%
Be 234.861†	-2037.9	13.1	ug/L	0.68	13.1	ug/L	0.68	5.22%
Ca 315.887†	3441441.1	486000	ug/L	7808.6	486000	ug/L	7808.6	1.61%
Cd 226.502†	210.5	-5.73	ug/L	0.342	-5.73	ug/L	0.342	5.97%
Co 228.616†	1484.7	66.8	ug/L	0.99	66.8	ug/L	0.99	1.49%
Cr 267.716†	16997.9	524	ug/L	3.7	524	ug/L	3.7	0.71%
Cu 324.752†	31881.8	99.4	ug/L	0.17	99.4	ug/L	0.17	0.17%
Fe 259.939†	4252786.6	349000	ug/L	5590.3	349000	ug/L	5590.3	1.60%
K 766.490†	40916.9	9690	ug/L	25.0	9690	ug/L	25.0	0.26%
Mg 279.077†	236551.5	26100	ug/L	154.6	26100	ug/L	154.6	0.59%
Mn 257.610†	3531036.6	8440	ug/L	82.4	8440	ug/L	82.4	0.98%
Mo 202.031†	-1.0	14.1	ug/L	1.90	14.1	ug/L	1.90	13.46%
Na 589.592†	12448.9	1290	ug/L	5.8	1290	ug/L	5.8	0.45%
Ni 231.604†	691.4	72.3	ug/L	1.21	72.3	ug/L	1.21	1.67%
Pb 220.353†	158.0	96.3	ug/L	4.34	96.3	ug/L	4.34	4.51%
Sb 206.836†	25.7	2.13	ug/L	3.996	2.13	ug/L	3.996	187.20%
Se 196.026†	-21.7	-1.20	ug/L	2.029	-1.20	ug/L	2.029	168.46%
Sn 189.927†	296.0	277	ug/L	5.3	277	ug/L	5.3	1.90%
Sr 421.552†	597067.9	990	ug/L	16.8	990	ug/L	16.8	1.70%
Ti 334.940†	888878.4	1670	ug/L	11.3	1670	ug/L	11.3	0.67%
Tl 190.801†	0.6	7.67	ug/L	2.928	7.67	ug/L	2.928	38.16%
V 292.402†	23320.0	529	ug/L	1.9	529	ug/L	1.9	0.35%
Zn 206.200†	3112.5	345	ug/L	3.4	345	ug/L	3.4	0.99%

Sequence No.: 63
Sample ID: 350589201DL1
Analyst:
Initial Sample Wt:
Dilution: 5X

Autosampler Location: 84
Date Collected: 5/4/2012 5:25:53 PM
Data Type: Original
Initial Sample Vol:
Sample Prep Vol:

Mean Data: 350589201DL1

Analyte	Mean Corrected Intensity	Calib. Conc.	Units	Std.Dev.	Sample Conc.	Units	Std.Dev.	RSD
Sc Radial	280185.0	98.4	%	1.04				1.06%
Sc 361.383	2376672.1	96.6	%	0.38				0.40%
Ag 328.068†	-330.7	-0.468	ug/L	0.2749	-2.34	ug/L	1.374	58.71%
Al 308.215†	26749.2	16500	ug/L	49.0	82700	ug/L	245.1	0.30%
As 188.979†	25.7	36.6	ug/L	3.55	183	ug/L	17.7	9.68%
Ba 233.527†	10535.8	132	ug/L	1.1	661	ug/L	5.3	0.79%
Be 234.861†	-484.9	2.53	ug/L	0.204	12.6	ug/L	1.02	8.07%
Ca 315.887†	690845.3	97500	ug/L	688.6	488000	ug/L	3443.0	0.71%
Cd 226.502†	41.7	-1.65	ug/L	0.416	-8.27	ug/L	2.082	25.19%
Co 228.616†	303.4	13.9	ug/L	0.32	69.5	ug/L	1.62	2.33%
Cr 267.716†	3525.8	109	ug/L	0.6	545	ug/L	3.1	0.58%
Cu 324.752†	6088.3	19.1	ug/L	0.37	95.3	ug/L	1.83	1.92%
Fe 259.939†	903608.2	74100	ug/L	536.1	371000	ug/L	2680.7	0.72%
K 766.490†	7707.6	1800	ug/L	25.5	9010	ug/L	127.6	1.42%
Mg 279.077†	49174.1	5430	ug/L	74.7	27200	ug/L	373.5	1.37%
Mn 257.610†	736271.0	1760	ug/L	5.0	8800	ug/L	24.9	0.28%
Mo 202.031†	2.2	4.73	ug/L	1.396	23.7	ug/L	6.98	29.49%
Na 589.592†	2627.9	263	ug/L	2.0	1320	ug/L	10.2	0.77%
Ni 231.604†	143.5	15.0	ug/L	0.81	75.1	ug/L	4.03	5.37%
Pb 220.353†	38.1	21.5	ug/L	1.28	108	ug/L	6.4	5.94%
Sb 206.836†	7.0	-0.406	ug/L	3.7369	-2.03	ug/L	18.684	921.26%
Se 196.026†	-8.6	-4.12	ug/L	5.352	-20.6	ug/L	26.76	129.91%
Sn 189.927†	50.7	50.3	ug/L	5.87	252	ug/L	29.4	11.67%
Sr 421.552†	118189.7	196	ug/L	0.2	980	ug/L	1.0	0.10%
Ti 334.940†	177021.8	334	ug/L	1.3	1670	ug/L	6.4	0.39%
Tl 190.801†	3.1	5.19	ug/L	1.758	26.0	ug/L	8.79	33.85%
V 292.402†	4676.7	106	ug/L	0.7	530	ug/L	3.4	0.63%
Zn 206.200†	685.4	76.0	ug/L	0.52	380	ug/L	2.6	0.68%

Sequence No.: 64
Sample ID: 129086MB
Analyst:
Initial Sample Wt:
Dilution:

Autosampler Location: 85
Date Collected: 5/4/2012 5:31:12 PM
Data Type: Original
Initial Sample Vol:
Sample Prep Vol:

Mean Data: 129086MB

Analyte	Mean Corrected Intensity	Calib. Conc.	Units	Std.Dev.	Sample Conc.	Units	Std.Dev.	RSD
Sc Radial	280662.7	98.6	%	0.89				0.91%
Sc 361.383	2424857.7	98.5	%	0.82				0.83%
Ag 328.068†	-25.5	0.321	ug/L	0.2027	0.321	ug/L	0.2027	63.13%
Al 308.215†	17.0	6.26	ug/L	2.692	6.26	ug/L	2.692	43.01%
As 188.979†	0.3	-0.718	ug/L	3.3174	-0.718	ug/L	3.3174	461.90%
Ba 233.527†	5.5	0.101	ug/L	0.0461	0.101	ug/L	0.0461	45.70%
Be 234.861†	4.6	0.088	ug/L	0.0153	0.088	ug/L	0.0153	17.37%
Ca 315.887†	264.3	28.5	ug/L	4.51	28.5	ug/L	4.51	15.83%
Cd 226.502†	-1.6	-0.189	ug/L	0.3905	-0.189	ug/L	0.3905	206.14%
Co 228.616†	-9.5	-0.098	ug/L	0.0414	-0.098	ug/L	0.0414	42.19%
Cr 267.716†	13.6	0.685	ug/L	0.1424	0.685	ug/L	0.1424	20.80%
Cu 324.752†	-23.9	0.316	ug/L	0.2864	0.316	ug/L	0.2864	90.71%
Fe 259.939†	353.9	27.6	ug/L	1.91	27.6	ug/L	1.91	6.92%
K 766.490†	-124.3	-58.9	ug/L	6.16	-58.9	ug/L	6.16	10.47%
Mg 279.077†	22.9	0.868	ug/L	1.3371	0.868	ug/L	1.3371	154.07%
Mn 257.610†	1581.7	3.65	ug/L	0.060	3.65	ug/L	0.060	1.63%
Mo 202.031†	-3.0	0.229	ug/L	0.5588	0.229	ug/L	0.5588	244.26%
Na 589.592†	112.0	1.24	ug/L	4.809	1.24	ug/L	4.809	387.35%
Ni 231.604†	-1.6	-0.131	ug/L	0.2078	-0.131	ug/L	0.2078	159.06%
Pb 220.353†	3.8	0.074	ug/L	2.0362	0.074	ug/L	2.0362	>999.9%
Sb 206.836†	3.3	-0.152	ug/L	2.6479	-0.152	ug/L	2.6479	>999.9%
Se 196.026†	-3.2	-0.959	ug/L	4.9263	-0.959	ug/L	4.9263	513.58%
Sn 189.927†	4.8	5.84	ug/L	1.128	5.84	ug/L	1.128	19.32%
Sr 421.552†	48.3	0.017	ug/L	0.0211	0.017	ug/L	0.0211	123.03%
Ti 334.940†	56.5	0.123	ug/L	0.0631	0.123	ug/L	0.0631	51.26%
Tl 190.801†	-2.7	-1.76	ug/L	2.507	-1.76	ug/L	2.507	142.62%
V 292.402†	5.7	0.049	ug/L	0.0472	0.049	ug/L	0.0472	97.13%
Zn 206.200†	13.1	1.47	ug/L	0.180	1.47	ug/L	0.180	12.28%

Sequence No.: 65
Sample ID: 129087LCS
Analyst:
Initial Sample Wt:
Dilution:

Autosampler Location: 86
Date Collected: 5/4/2012 5:37:23 PM
Data Type: Original
Initial Sample Vol:
Sample Prep Vol:

Mean Data: 129087LCS

Analyte	Mean Corrected Intensity	Calib. Conc.	Calib. Units	Std.Dev.	Sample Conc.	Sample Units	Std.Dev.	RSD
Sc Radial	280371.7	98.5	%	1.21				1.23%
Sc 361.383	2334905.2	94.9	%	0.45				0.47%
Ag 328.068†	25231.3	189	ug/L	3.5	189	ug/L	3.5	1.83%
Al 308.215†	77110.2	47700	ug/L	153.3	47700	ug/L	153.3	0.32%
As 188.979†	406.4	496	ug/L	4.7	496	ug/L	4.7	0.96%
Ba 233.527†	112528.0	1430	ug/L	24.0	1430	ug/L	24.0	1.68%
Be 234.861†	80250.6	478	ug/L	2.3	478	ug/L	2.3	0.49%
Ca 315.887†	336795.7	47500	ug/L	98.7	47500	ug/L	98.7	0.21%
Cd 226.502†	2675.1	457	ug/L	3.9	457	ug/L	3.9	0.85%
Co 228.616†	8836.5	472	ug/L	8.4	472	ug/L	8.4	1.78%
Cr 267.716†	15573.4	481	ug/L	7.7	481	ug/L	7.7	1.60%
Cu 324.752†	132459.6	468	ug/L	1.6	468	ug/L	1.6	0.35%
Fe 259.939†	588439.4	48300	ug/L	137.5	48300	ug/L	137.5	0.28%
K 766.490†	205418.8	48800	ug/L	234.8	48800	ug/L	234.8	0.48%
Mg 279.077†	429318.4	47400	ug/L	649.3	47400	ug/L	649.3	1.37%
Mn 257.610†	197307.1	471	ug/L	1.3	471	ug/L	1.3	0.27%
Mo 202.031†	1466.8	481	ug/L	4.4	481	ug/L	4.4	0.91%
Na 589.592†	469187.2	48900	ug/L	112.2	48900	ug/L	112.2	0.23%
Ni 231.604†	4121.8	473	ug/L	2.5	473	ug/L	2.5	0.53%
Pb 220.353†	690.7	482	ug/L	1.7	482	ug/L	1.7	0.36%
Sb 206.836†	718.6	471	ug/L	4.4	471	ug/L	4.4	0.93%
Se 196.026†	249.0	462	ug/L	7.7	462	ug/L	7.7	1.66%
Sn 189.927†	618.5	492	ug/L	4.4	492	ug/L	4.4	0.90%
Sr 421.552†	282897.4	469	ug/L	0.7	469	ug/L	0.7	0.16%
Ti 334.940†	266412.1	502	ug/L	1.5	502	ug/L	1.5	0.30%
Tl 190.801†	493.2	476	ug/L	7.3	476	ug/L	7.3	1.53%
V 292.402†	21824.8	502	ug/L	11.4	502	ug/L	11.4	2.27%
Zn 206.200†	4239.9	483	ug/L	2.7	483	ug/L	2.7	0.56%

Sequence No.: 66
Sample ID: 129088LCSD
Analyst:
Initial Sample Wt:
Dilution:

Autosampler Location: 87
Date Collected: 5/4/2012 5:42:37 PM
Data Type: Original
Initial Sample Vol:
Sample Prep Vol:

Mean Data: 129088LCSD

Analyte	Mean Corrected Intensity	Calib. Conc.	Calib. Units	Std.Dev.	Sample Conc.	Sample Units	Std.Dev.	RSD
Sc Radial	275420.9	96.7	%	0.07				0.07%
Sc 361.383	2339249.4	95.1	%	1.04				1.09%
Ag 328.068†	25072.2	188	ug/L	0.8	188	ug/L	0.8	0.44%
Al 308.215†	77753.3	48100	ug/L	375.1	48100	ug/L	375.1	0.78%
As 188.979†	403.4	492	ug/L	9.2	492	ug/L	9.2	1.86%
Ba 233.527†	112208.9	1430	ug/L	14.7	1430	ug/L	14.7	1.03%
Be 234.861†	80650.4	481	ug/L	2.7	481	ug/L	2.7	0.57%
Ca 315.887†	341112.2	48200	ug/L	197.2	48200	ug/L	197.2	0.41%
Cd 226.502†	2679.5	457	ug/L	3.6	457	ug/L	3.6	0.78%
Co 228.616†	8835.5	472	ug/L	6.0	472	ug/L	6.0	1.27%
Cr 267.716†	15517.9	479	ug/L	3.9	479	ug/L	3.9	0.81%
Cu 324.752†	132862.3	469	ug/L	0.3	469	ug/L	0.3	0.06%
Fe 259.939†	596155.6	48900	ug/L	88.1	48900	ug/L	88.1	0.18%
K 766.490†	207268.9	49200	ug/L	258.9	49200	ug/L	258.9	0.53%
Mg 279.077†	437995.9	48300	ug/L	419.4	48300	ug/L	419.4	0.87%
Mn 257.610†	201542.6	482	ug/L	2.1	482	ug/L	2.1	0.43%
Mo 202.031†	1462.6	480	ug/L	5.0	480	ug/L	5.0	1.04%
Na 589.592†	475003.4	49500	ug/L	137.8	49500	ug/L	137.8	0.28%
Ni 231.604†	4105.2	471	ug/L	4.1	471	ug/L	4.1	0.88%
Pb 220.353†	687.7	480	ug/L	1.6	480	ug/L	1.6	0.34%
Sb 206.836†	717.4	470	ug/L	8.0	470	ug/L	8.0	1.71%
Se 196.026†	247.8	460	ug/L	14.0	460	ug/L	14.0	3.05%
Sn 189.927†	623.0	495	ug/L	6.6	495	ug/L	6.6	1.34%
Sr 421.552†	285902.0	474	ug/L	1.2	474	ug/L	1.2	0.25%
Ti 334.940†	266422.2	502	ug/L	0.8	502	ug/L	0.8	0.16%
Tl 190.801†	487.2	470	ug/L	5.3	470	ug/L	5.3	1.13%
V 292.402†	21732.1	500	ug/L	3.6	500	ug/L	3.6	0.71%
Zn 206.200†	4206.4	480	ug/L	7.7	480	ug/L	7.7	1.60%

Sequence No.: 67 **Autosampler Location: 4**
Sample ID: CCV **Date Collected: 5/4/2012 5:47:50 PM**
Analyst: **Data Type: Original**
Initial Sample Wt: **Initial Sample Vol:**
Dilution: **Sample Prep Vol:**

Mean Data: CCV

Analyte	Mean Corrected Intensity	Calib. Conc.	Units	Std.Dev.	Sample Conc.	Units	Std.Dev.	RSD
Sc Radial	281301.4	98.8	%	1.20				1.22%
Sc 361.383	2404519.8	97.7	%	0.83				0.85%
Ag 328.068†	67199.0	501	ug/L	6.3	501	ug/L	6.3	1.26%
QC value within limits for Ag 328.068 Recovery = 100.29%								
Al 308.215†	39429.6	24400	ug/L	51.4	24400	ug/L	51.4	0.21%
QC value within limits for Al 308.215 Recovery = 97.60%								
As 188.979†	414.9	506	ug/L	2.2	506	ug/L	2.2	0.43%
QC value within limits for As 188.979 Recovery = 101.13%								
Ba 233.527†	39213.6	499	ug/L	2.5	499	ug/L	2.5	0.50%
QC value within limits for Ba 233.527 Recovery = 99.72%								
Be 234.861†	82208.0	489	ug/L	2.5	489	ug/L	2.5	0.52%
QC value within limits for Be 234.861 Recovery = 97.89%								
Ca 315.887†	175016.8	24700	ug/L	89.6	24700	ug/L	89.6	0.36%
QC value within limits for Ca 315.887 Recovery = 98.81%								
Cd 226.502†	2835.8	485	ug/L	3.6	485	ug/L	3.6	0.75%
QC value within limits for Cd 226.502 Recovery = 97.06%								
Co 228.616†	9276.2	496	ug/L	0.4	496	ug/L	0.4	0.08%
QC value within limits for Co 228.616 Recovery = 99.14%								
Cr 267.716†	15934.1	492	ug/L	2.6	492	ug/L	2.6	0.53%
QC value within limits for Cr 267.716 Recovery = 98.36%								
Cu 324.752†	135254.0	477	ug/L	2.0	477	ug/L	2.0	0.43%
QC value within limits for Cu 324.752 Recovery = 95.49%								
Fe 259.939†	495288.2	40600	ug/L	119.1	40600	ug/L	119.1	0.29%
QC value within limits for Fe 259.939 Recovery = 101.55%								
K 766.490†	104474.0	24800	ug/L	56.9	24800	ug/L	56.9	0.23%
QC value within limits for K 766.490 Recovery = 99.14%								
Mg 279.077†	228974.8	25300	ug/L	325.5	25300	ug/L	325.5	1.29%
QC value within limits for Mg 279.077 Recovery = 101.08%								
Mn 257.610†	203438.9	486	ug/L	0.8	486	ug/L	0.8	0.17%
QC value within limits for Mn 257.610 Recovery = 97.23%								
Mo 202.031†	1501.0	492	ug/L	3.0	492	ug/L	3.0	0.61%
QC value within limits for Mo 202.031 Recovery = 98.44%								
Na 589.592†	241982.9	25200	ug/L	66.3	25200	ug/L	66.3	0.26%
QC value within limits for Na 589.592 Recovery = 100.85%								
Ni 231.604†	4316.6	496	ug/L	4.1	496	ug/L	4.1	0.82%
QC value within limits for Ni 231.604 Recovery = 99.16%								
Pb 220.353†	722.6	503	ug/L	1.3	503	ug/L	1.3	0.26%
QC value within limits for Pb 220.353 Recovery = 100.61%								
Sb 206.836†	741.5	486	ug/L	3.5	486	ug/L	3.5	0.72%
QC value within limits for Sb 206.836 Recovery = 97.16%								
Se 196.026†	255.3	471	ug/L	6.0	471	ug/L	6.0	1.28%
QC value within limits for Se 196.026 Recovery = 94.29%								
Sn 189.927†	501.0	397	ug/L	2.3	397	ug/L	2.3	0.58%
QC value within limits for Sn 189.927 Recovery = 99.24%								
Sr 421.552†	243338.3	404	ug/L	0.7	404	ug/L	0.7	0.18%
QC value within limits for Sr 421.552 Recovery = 100.91%								
Ti 334.940†	211023.9	398	ug/L	1.9	398	ug/L	1.9	0.49%
QC value within limits for Ti 334.940 Recovery = 99.41%								
Tl 190.801†	518.1	500	ug/L	4.0	500	ug/L	4.0	0.80%
QC value within limits for Tl 190.801 Recovery = 99.93%								
V 292.402†	22160.3	510	ug/L	7.5	510	ug/L	7.5	1.47%
QC value within limits for V 292.402 Recovery = 102.06%								
Zn 206.200†	4421.8	505	ug/L	4.5	505	ug/L	4.5	0.89%
QC value within limits for Zn 206.200 Recovery = 100.90%								

All analyte(s) passed QC.

Sequence No.: 68 **Autosampler Location: 1**
Sample ID: CCB **Date Collected: 5/4/2012 5:53:03 PM**
Analyst: **Data Type: Original**
Initial Sample Wt: **Initial Sample Vol:**
Dilution: **Sample Prep Vol:**

Mean Data: CCB

Analyte	Mean Corrected Intensity	Calib. Conc.	Units	Std.Dev.	Sample Conc.	Units	Std.Dev.	RSD
Sc Radial	282603.3	99.2	%	1.46				1.47%
Sc 361.383	2432140.7	98.8	%	0.69				0.70%
Ag 328.068†	-39.2	0.219	ug/L	0.2588	0.219	ug/L	0.2588	118.13%
QC value within limits for Ag 328.068 Recovery = Not calculated								
Al 308.215†	15.1	5.10	ug/L	6.658	5.10	ug/L	6.658	130.57%
QC value within limits for Al 308.215 Recovery = Not calculated								
As 188.979†	1.9	1.24	ug/L	3.660	1.24	ug/L	3.660	295.25%
QC value within limits for As 188.979 Recovery = Not calculated								
Ba 233.527†	13.9	0.208	ug/L	0.0556	0.208	ug/L	0.0556	26.79%
QC value within limits for Ba 233.527 Recovery = Not calculated								
Be 234.861†	33.8	0.260	ug/L	0.0099	0.260	ug/L	0.0099	3.80%
QC value within limits for Be 234.861 Recovery = Not calculated								
Ca 315.887†	76.6	2.03	ug/L	0.944	2.03	ug/L	0.944	46.59%
QC value within limits for Ca 315.887 Recovery = Not calculated								
Cd 226.502†	-1.1	-0.090	ug/L	0.1757	-0.090	ug/L	0.1757	194.91%
QC value within limits for Cd 226.502 Recovery = Not calculated								
Co 228.616†	-5.4	0.122	ug/L	0.1159	0.122	ug/L	0.1159	95.15%
QC value within limits for Co 228.616 Recovery = Not calculated								
Cr 267.716†	4.0	0.387	ug/L	0.3058	0.387	ug/L	0.3058	78.94%
QC value within limits for Cr 267.716 Recovery = Not calculated								
Cu 324.752†	-64.0	0.177	ug/L	0.0916	0.177	ug/L	0.0916	51.60%
QC value within limits for Cu 324.752 Recovery = Not calculated								
Fe 259.939†	151.4	11.0	ug/L	0.76	11.0	ug/L	0.76	6.92%
QC value within limits for Fe 259.939 Recovery = Not calculated								
K 766.490†	71.1	-12.5	ug/L	34.55	-12.5	ug/L	34.55	276.98%
QC value within limits for K 766.490 Recovery = Not calculated								
Mg 279.077†	78.2	6.95	ug/L	0.330	6.95	ug/L	0.330	4.75%
QC value within limits for Mg 279.077 Recovery = Not calculated								
Mn 257.610†	33.2	-0.051	ug/L	0.0050	-0.051	ug/L	0.0050	9.75%
QC value within limits for Mn 257.610 Recovery = Not calculated								
Mo 202.031†	-1.3	0.786	ug/L	0.3233	0.786	ug/L	0.3233	41.12%
QC value within limits for Mo 202.031 Recovery = Not calculated								
Na 589.592†	202.8	10.7	ug/L	2.33	10.7	ug/L	2.33	21.78%
QC value within limits for Na 589.592 Recovery = Not calculated								
Ni 231.604†	0.9	0.155	ug/L	0.5452	0.155	ug/L	0.5452	350.75%
QC value within limits for Ni 231.604 Recovery = Not calculated								
Pb 220.353†	2.4	-0.894	ug/L	3.3848	-0.894	ug/L	3.3848	378.81%
QC value within limits for Pb 220.353 Recovery = Not calculated								
Sb 206.836†	3.7	0.129	ug/L	1.4529	0.129	ug/L	1.4529	>999.9%
QC value within limits for Sb 206.836 Recovery = Not calculated								
Se 196.026†	-0.9	3.29	ug/L	1.731	3.29	ug/L	1.731	52.55%
QC value within limits for Se 196.026 Recovery = Not calculated								
Sn 189.927†	0.8	2.71	ug/L	2.152	2.71	ug/L	2.152	79.52%
QC value within limits for Sn 189.927 Recovery = Not calculated								
Sr 421.552†	100.1	0.103	ug/L	0.0158	0.103	ug/L	0.0158	15.35%
QC value within limits for Sr 421.552 Recovery = Not calculated								
Ti 334.940†	16.8	0.048	ug/L	0.0599	0.048	ug/L	0.0599	123.92%
QC value within limits for Ti 334.940 Recovery = Not calculated								
Tl 190.801†	2.5	3.20	ug/L	1.944	3.20	ug/L	1.944	60.65%
QC value within limits for Tl 190.801 Recovery = Not calculated								
V 292.402†	8.2	0.107	ug/L	0.1270	0.107	ug/L	0.1270	119.15%
QC value within limits for V 292.402 Recovery = Not calculated								
Zn 206.200†	-1.9	-0.242	ug/L	0.2100	-0.242	ug/L	0.2100	86.70%
QC value within limits for Zn 206.200 Recovery = Not calculated								

All analyte(s) passed QC.

Sequence No.: 69
Sample ID: 350589202
Analyst:
Initial Sample Wt:
Dilution:

Autosampler Location: 88
Date Collected: 5/4/2012 5:59:12 PM
Data Type: Original
Initial Sample Vol:
Sample Prep Vol:

Mean Data: 350589202

Analyte	Mean Corrected Intensity	Calib. Conc.	Units	Std.Dev.	Sample Conc.	Units	Std.Dev.	RSD
Sc Radial	281580.9	98.9	%	0.60				0.61%
Sc 361.383	2409573.4	97.9	%	0.69				0.70%
Ag 328.068†	-60.8	0.061	ug/L	0.0492	0.061	ug/L	0.0492	81.08%
Al 308.215†	134.1	78.7	ug/L	3.77	78.7	ug/L	3.77	4.79%
As 188.979†	6.2	6.47	ug/L	1.429	6.47	ug/L	1.429	22.08%
Ba 233.527†	2648.1	33.8	ug/L	0.21	33.8	ug/L	0.21	0.61%
Be 234.861†	17.4	0.171	ug/L	0.0281	0.171	ug/L	0.0281	16.39%
Ca 315.887†	295586.1	41700	ug/L	130.2	41700	ug/L	130.2	0.31%
Cd 226.502†	2.0	0.426	ug/L	0.4771	0.426	ug/L	0.4771	112.07%
Co 228.616†	-9.3	-0.093	ug/L	0.0728	-0.093	ug/L	0.0728	78.12%
Cr 267.716†	42.7	1.58	ug/L	0.473	1.58	ug/L	0.473	29.87%
Cu 324.752†	242.1	1.16	ug/L	0.147	1.16	ug/L	0.147	12.68%
Fe 259.939†	1559.6	127	ug/L	1.4	127	ug/L	1.4	1.14%
K 766.490†	4887.2	1130	ug/L	14.9	1130	ug/L	14.9	1.32%
Mg 279.077†	184797.9	20400	ug/L	67.6	20400	ug/L	67.6	0.33%
Mn 257.610†	25476.9	60.8	ug/L	0.25	60.8	ug/L	0.25	0.41%
Mo 202.031†	2.1	1.90	ug/L	1.175	1.90	ug/L	1.175	61.77%
Na 589.592†	232337.7	24200	ug/L	218.5	24200	ug/L	218.5	0.90%
Ni 231.604†	-3.7	-0.371	ug/L	0.2106	-0.371	ug/L	0.2106	56.84%
Pb 220.353†	3.4	-0.233	ug/L	3.4694	-0.233	ug/L	3.4694	>999.9%
Sb 206.836†	7.8	2.84	ug/L	2.462	2.84	ug/L	2.462	86.69%
Se 196.026†	-0.9	6.67	ug/L	5.537	6.67	ug/L	5.537	83.04%
Sn 189.927†	-6.3	1.55	ug/L	1.106	1.55	ug/L	1.106	71.56%
Sr 421.552†	35162.3	58.3	ug/L	0.51	58.3	ug/L	0.51	0.88%
Ti 334.940†	751.8	1.43	ug/L	0.052	1.43	ug/L	0.052	3.63%
Tl 190.801†	2.8	3.59	ug/L	1.361	3.59	ug/L	1.361	37.96%
V 292.402†	34.5	0.712	ug/L	0.2130	0.712	ug/L	0.2130	29.90%
Zn 206.200†	51.4	5.83	ug/L	0.266	5.83	ug/L	0.266	4.56%

Sequence No.: 70
Sample ID: 350589202L
Analyst:
Initial Sample Wt:
Dilution: 5X

Autosampler Location: 89
Date Collected: 5/4/2012 6:05:23 PM
Data Type: Original
Initial Sample Vol:
Sample Prep Vol:

Mean Data: 350589202L

Analyte	Mean Corrected Intensity	Calib. Conc.	Calib. Units	Std.Dev.	Sample Conc.	Sample Units	Std.Dev.	RSD
Sc Radial	280261.7	98.4	%	0.48				0.48%
Sc 361.383	2402559.5	97.6	%	0.78				0.80%
Ag 328.068†	-52.5	0.120	ug/L	0.3477	0.601	ug/L	1.7387	289.48%
Al 308.215†	52.1	28.0	ug/L	2.78	140	ug/L	13.9	9.93%
As 188.979†	0.1	-0.909	ug/L	2.1740	-4.54	ug/L	10.870	239.20%
Ba 233.527†	549.4	7.03	ug/L	0.041	35.2	ug/L	0.20	0.58%
Be 234.861†	9.8	0.120	ug/L	0.0103	0.599	ug/L	0.0514	8.59%
Ca 315.887†	60658.4	8560	ug/L	7.8	42800	ug/L	38.9	0.09%
Cd 226.502†	-1.3	-0.129	ug/L	0.3000	-0.646	ug/L	1.4998	232.24%
Co 228.616†	-9.3	-0.090	ug/L	0.4325	-0.450	ug/L	2.1627	480.44%
Cr 267.716†	24.0	1.01	ug/L	0.163	5.03	ug/L	0.815	16.20%
Cu 324.752†	58.5	0.590	ug/L	0.2812	2.95	ug/L	1.406	47.66%
Fe 259.939†	419.8	33.0	ug/L	0.22	165	ug/L	1.1	0.66%
K 766.490†	1155.0	245	ug/L	6.5	1220	ug/L	32.5	2.66%
Mg 279.077†	37821.4	4170	ug/L	28.2	20900	ug/L	141.2	0.68%
Mn 257.610†	5278.6	12.5	ug/L	0.07	62.5	ug/L	0.37	0.59%
Mo 202.031†	-1.6	0.702	ug/L	0.7980	3.51	ug/L	3.990	113.67%
Na 589.592†	46855.6	4870	ug/L	11.1	24400	ug/L	55.5	0.23%
Ni 231.604†	-6.5	-0.698	ug/L	0.5497	-3.49	ug/L	2.748	78.71%
Pb 220.353†	4.3	0.450	ug/L	1.9081	2.25	ug/L	9.540	423.83%
Sb 206.836†	4.6	0.737	ug/L	2.9580	3.68	ug/L	14.790	401.53%
Se 196.026†	-1.2	3.46	ug/L	9.494	17.3	ug/L	47.47	274.21%
Sn 189.927†	-2.1	1.34	ug/L	0.522	6.71	ug/L	2.611	38.91%
Sr 421.552†	7280.8	12.0	ug/L	0.08	60.1	ug/L	0.38	0.63%
Ti 334.940†	113.0	0.230	ug/L	0.0587	1.15	ug/L	0.293	25.55%
Tl 190.801†	3.7	4.37	ug/L	2.453	21.9	ug/L	12.27	56.07%
V 292.402†	15.3	0.271	ug/L	0.1163	1.36	ug/L	0.582	42.92%
Zn 206.200†	22.9	2.58	ug/L	0.238	12.9	ug/L	1.19	9.23%

Sequence No.: 71
Sample ID: 129089MS
Analyst:
Initial Sample Wt:
Dilution:

Autosampler Location: 90
Date Collected: 5/4/2012 6:11:34 PM
Data Type: Original
Initial Sample Vol:
Sample Prep Vol:

Mean Data: 129089MS

Analyte	Mean Corrected Intensity	Calib. Conc.	Calib. Units	Std.Dev.	Sample Conc.	Sample Units	Std.Dev.	RSD
Sc Radial	276383.1	97.0	%	0.53				0.54%
Sc 361.383	2333430.7	94.8	%	0.63				0.67%
Ag 328.068†	25788.5	193	ug/L	1.5	193	ug/L	1.5	0.76%
Al 308.215†	78972.5	48900	ug/L	281.5	48900	ug/L	281.5	0.58%
As 188.979†	418.2	510	ug/L	6.4	510	ug/L	6.4	1.25%
Ba 233.527†	116583.1	1480	ug/L	10.9	1480	ug/L	10.9	0.73%
Be 234.861†	82461.4	492	ug/L	2.3	492	ug/L	2.3	0.47%
Ca 315.887†	657026.7	92800	ug/L	472.2	92800	ug/L	472.2	0.51%
Cd 226.502†	2692.8	459	ug/L	5.9	459	ug/L	5.9	1.29%
Co 228.616†	8895.8	475	ug/L	5.1	475	ug/L	5.1	1.07%
Cr 267.716†	15728.5	485	ug/L	5.7	485	ug/L	5.7	1.17%
Cu 324.752†	135446.8	478	ug/L	3.0	478	ug/L	3.0	0.63%
Fe 259.939†	605749.1	49700	ug/L	270.1	49700	ug/L	270.1	0.54%
K 766.490†	217161.9	51600	ug/L	500.5	51600	ug/L	500.5	0.97%
Mg 279.077†	632728.5	69800	ug/L	290.1	69800	ug/L	290.1	0.42%
Mn 257.610†	226202.1	541	ug/L	2.9	541	ug/L	2.9	0.54%
Mo 202.031†	1480.6	486	ug/L	4.7	486	ug/L	4.7	0.97%
Na 589.592†	729235.2	76000	ug/L	237.7	76000	ug/L	237.7	0.31%
Ni 231.604†	4136.2	475	ug/L	5.4	475	ug/L	5.4	1.13%
Pb 220.353†	696.7	486	ug/L	8.1	486	ug/L	8.1	1.66%
Sb 206.836†	735.3	482	ug/L	6.1	482	ug/L	6.1	1.27%
Se 196.026†	253.3	473	ug/L	11.6	473	ug/L	11.6	2.45%
Sn 189.927†	618.8	496	ug/L	8.0	496	ug/L	8.0	1.60%
Sr 421.552†	326024.4	541	ug/L	2.2	541	ug/L	2.2	0.41%
Ti 334.940†	271962.1	512	ug/L	0.9	512	ug/L	0.9	0.17%
Tl 190.801†	496.6	479	ug/L	0.3	479	ug/L	0.3	0.06%
V 292.402†	22242.8	512	ug/L	4.4	512	ug/L	4.4	0.85%
Zn 206.200†	4287.2	489	ug/L	2.4	489	ug/L	2.4	0.49%

Sequence No.: 72
Sample ID: 129090MSD
Analyst:
Initial Sample Wt:
Dilution:

Autosampler Location: 91
Date Collected: 5/4/2012 6:16:49 PM
Data Type: Original
Initial Sample Vol:
Sample Prep Vol:

Mean Data: 129090MSD

Analyte	Mean Corrected Intensity	Calib. Conc.	Calib. Units	Std.Dev.	Sample Conc.	Sample Units	Std.Dev.	RSD
Sc Radial	271148.7	95.2	%	0.63				0.67%
Sc 361.383	2315936.1	94.1	%	0.70				0.74%
Ag 328.068†	24977.4	187	ug/L	1.8	187	ug/L	1.8	0.98%
Al 308.215†	77597.9	48000	ug/L	57.4	48000	ug/L	57.4	0.12%
As 188.979†	411.2	502	ug/L	2.5	502	ug/L	2.5	0.50%
Ba 233.527†	112405.2	1430	ug/L	18.1	1430	ug/L	18.1	1.27%
Be 234.861†	80180.6	478	ug/L	1.7	478	ug/L	1.7	0.35%
Ca 315.887†	648918.0	91600	ug/L	123.9	91600	ug/L	123.9	0.14%
Cd 226.502†	2625.2	448	ug/L	2.5	448	ug/L	2.5	0.56%
Co 228.616†	8561.4	457	ug/L	6.3	457	ug/L	6.3	1.38%
Cr 267.716†	15125.0	467	ug/L	1.9	467	ug/L	1.9	0.41%
Cu 324.752†	131159.1	463	ug/L	2.0	463	ug/L	2.0	0.43%
Fe 259.939†	593577.1	48700	ug/L	11.3	48700	ug/L	11.3	0.02%
K 766.490†	212593.8	50500	ug/L	212.9	50500	ug/L	212.9	0.42%
Mg 279.077†	627330.9	69200	ug/L	342.7	69200	ug/L	342.7	0.49%
Mn 257.610†	217374.7	519	ug/L	4.3	519	ug/L	4.3	0.82%
Mo 202.031†	1430.2	469	ug/L	4.7	469	ug/L	4.7	1.00%
Na 589.592†	717627.4	74800	ug/L	214.1	74800	ug/L	214.1	0.29%
Ni 231.604†	4025.5	462	ug/L	4.1	462	ug/L	4.1	0.89%
Pb 220.353†	677.4	473	ug/L	3.1	473	ug/L	3.1	0.66%
Sb 206.836†	714.9	468	ug/L	1.4	468	ug/L	1.4	0.29%
Se 196.026†	249.4	466	ug/L	13.0	466	ug/L	13.0	2.78%
Sn 189.927†	605.5	486	ug/L	8.7	486	ug/L	8.7	1.79%
Sr 421.552†	319025.2	529	ug/L	1.1	529	ug/L	1.1	0.20%
Ti 334.940†	262956.4	495	ug/L	2.8	495	ug/L	2.8	0.57%
Tl 190.801†	482.6	466	ug/L	7.1	466	ug/L	7.1	1.52%
V 292.402†	21428.9	493	ug/L	5.7	493	ug/L	5.7	1.15%
Zn 206.200†	4185.7	477	ug/L	4.1	477	ug/L	4.1	0.86%

Sequence No.: 73
Sample ID: 350589202A
Analyst:
Initial Sample Wt:
Dilution:

Autosampler Location: 92
Date Collected: 5/4/2012 6:22:03 PM
Data Type: Original
Initial Sample Vol:
Sample Prep Vol:

Mean Data: 350589202A

Analyte	Mean Corrected Intensity	Calib. Conc.	Calib. Units	Std.Dev.	Sample Conc.	Sample Units	Std.Dev.	RSD
Sc Radial	271669.1	95.4	%	0.23				0.24%
Sc 361.383	2279490.1	92.6	%	0.46				0.50%
Ag 328.068†	28280.3	212	ug/L	3.6	212	ug/L	3.6	1.68%
Al 308.215†	84654.7	52400	ug/L	251.8	52400	ug/L	251.8	0.48%
As 188.979†	452.4	552	ug/L	3.3	552	ug/L	3.3	0.60%
Ba 233.527†	126156.5	1610	ug/L	19.1	1610	ug/L	19.1	1.19%
Be 234.861†	91552.4	546	ug/L	1.1	546	ug/L	1.1	0.19%
Ca 315.887†	670326.3	94600	ug/L	277.6	94600	ug/L	277.6	0.29%
Cd 226.502†	2998.5	512	ug/L	3.6	512	ug/L	3.6	0.69%
Co 228.616†	9889.1	528	ug/L	7.5	528	ug/L	7.5	1.43%
Cr 267.716†	17422.9	538	ug/L	6.1	538	ug/L	6.1	1.14%
Cu 324.752†	149938.0	529	ug/L	0.9	529	ug/L	0.9	0.17%
Fe 259.939†	644067.6	52800	ug/L	63.9	52800	ug/L	63.9	0.12%
K 766.490†	231989.6	55100	ug/L	141.9	55100	ug/L	141.9	0.26%
Mg 279.077†	650136.9	71700	ug/L	136.9	71700	ug/L	136.9	0.19%
Mn 257.610†	244736.3	585	ug/L	1.4	585	ug/L	1.4	0.24%
Mo 202.031†	1615.1	530	ug/L	4.8	530	ug/L	4.8	0.90%
Na 589.592†	755027.5	78700	ug/L	92.5	78700	ug/L	92.5	0.12%
Ni 231.604†	4583.5	526	ug/L	3.5	526	ug/L	3.5	0.66%
Pb 220.353†	766.3	535	ug/L	9.3	535	ug/L	9.3	1.74%
Sb 206.836†	787.5	516	ug/L	2.1	516	ug/L	2.1	0.41%
Se 196.026†	274.2	511	ug/L	7.1	511	ug/L	7.1	1.38%
Sn 189.927†	676.1	542	ug/L	6.1	542	ug/L	6.1	1.13%
Sr 421.552†	355979.7	590	ug/L	0.6	590	ug/L	0.6	0.10%
Ti 334.940†	291383.1	549	ug/L	1.5	549	ug/L	1.5	0.28%
Tl 190.801†	540.6	522	ug/L	1.6	522	ug/L	1.6	0.31%
V 292.402†	24303.0	559	ug/L	9.8	559	ug/L	9.8	1.75%
Zn 206.200†	4745.5	541	ug/L	2.3	541	ug/L	2.3	0.42%

Sequence No.: 74
Sample ID: 350589203
Analyst:
Initial Sample Wt:
Dilution:

Autosampler Location: 93
Date Collected: 5/4/2012 6:27:17 PM
Data Type: Original
Initial Sample Vol:
Sample Prep Vol:

Mean Data: 350589203

Analyte	Mean Corrected Intensity	Calib. Conc.	Units	Std.Dev.	Sample Conc.	Units	Std.Dev.	RSD
Sc Radial	277318.0	97.4	%	0.96				0.98%
Sc 361.383	2376719.5	96.6	%	1.21				1.25%
Ag 328.068†	-60.3	0.064	ug/L	0.0971	0.064	ug/L	0.0971	151.02%
Al 308.215†	109.0	63.2	ug/L	1.94	63.2	ug/L	1.94	3.07%
As 188.979†	3.1	2.71	ug/L	3.793	2.71	ug/L	3.793	139.91%
Ba 233.527†	2792.0	35.6	ug/L	0.55	35.6	ug/L	0.55	1.54%
Be 234.861†	10.8	0.132	ug/L	0.0142	0.132	ug/L	0.0142	10.77%
Ca 315.887†	311985.8	44000	ug/L	290.7	44000	ug/L	290.7	0.66%
Cd 226.502†	0.1	0.097	ug/L	0.1532	0.097	ug/L	0.1532	158.70%
Co 228.616†	-8.3	-0.036	ug/L	0.0200	-0.036	ug/L	0.0200	55.02%
Cr 267.716†	56.8	2.02	ug/L	0.493	2.02	ug/L	0.493	24.45%
Cu 324.752†	467.5	1.93	ug/L	0.305	1.93	ug/L	0.305	15.75%
Fe 259.939†	1543.4	125	ug/L	2.2	125	ug/L	2.2	1.76%
K 766.490†	5031.2	1170	ug/L	21.2	1170	ug/L	21.2	1.82%
Mg 279.077†	191875.6	21200	ug/L	402.0	21200	ug/L	402.0	1.90%
Mn 257.610†	31771.0	75.8	ug/L	1.12	75.8	ug/L	1.12	1.48%
Mo 202.031†	1.1	1.57	ug/L	1.036	1.57	ug/L	1.036	65.89%
Na 589.592†	242751.4	25300	ug/L	98.5	25300	ug/L	98.5	0.39%
Ni 231.604†	-0.3	0.020	ug/L	0.4628	0.020	ug/L	0.4628	>999.9%
Pb 220.353†	4.7	0.697	ug/L	1.8873	0.697	ug/L	1.8873	270.94%
Sb 206.836†	3.7	0.132	ug/L	0.5719	0.132	ug/L	0.5719	432.40%
Se 196.026†	-1.5	5.78	ug/L	7.063	5.78	ug/L	7.063	122.20%
Sn 189.927†	-13.1	-3.54	ug/L	2.853	-3.54	ug/L	2.853	80.65%
Sr 421.552†	36944.6	61.2	ug/L	0.35	61.2	ug/L	0.35	0.58%
Ti 334.940†	429.8	0.827	ug/L	0.1149	0.827	ug/L	0.1149	13.91%
Tl 190.801†	2.9	3.62	ug/L	2.220	3.62	ug/L	2.220	61.27%
V 292.402†	30.3	0.615	ug/L	0.0568	0.615	ug/L	0.0568	9.23%
Zn 206.200†	62.1	7.05	ug/L	0.274	7.05	ug/L	0.274	3.88%

Sequence No.: 75
Sample ID: 350589204
Analyst:
Initial Sample Wt:
Dilution:

Autosampler Location: 94
Date Collected: 5/4/2012 6:33:29 PM
Data Type: Original
Initial Sample Vol:
Sample Prep Vol:

Mean Data: 350589204

Analyte	Mean Corrected Intensity	Calib. Conc.	Calib. Units	Std.Dev.	Sample Conc.	Sample Units	Std.Dev.	RSD
Sc Radial	281546.2	98.9	%	0.56				0.57%
Sc 361.383	2435811.2	99.0	%	1.01				1.02%
Ag 328.068†	-55.4	0.100	ug/L	0.0512	0.100	ug/L	0.0512	51.35%
Al 308.215†	102.1	58.9	ug/L	1.16	58.9	ug/L	1.16	1.97%
As 188.979†	1.8	1.14	ug/L	2.646	1.14	ug/L	2.646	233.07%
Ba 233.527†	2426.5	30.9	ug/L	0.38	30.9	ug/L	0.38	1.23%
Be 234.861†	13.4	0.143	ug/L	0.0219	0.143	ug/L	0.0219	15.28%
Ca 315.887†	293341.1	41400	ug/L	94.9	41400	ug/L	94.9	0.23%
Cd 226.502†	0.6	0.194	ug/L	0.1786	0.194	ug/L	0.1786	91.97%
Co 228.616†	-8.9	-0.070	ug/L	0.2446	-0.070	ug/L	0.2446	348.32%
Cr 267.716†	48.8	1.77	ug/L	0.220	1.77	ug/L	0.220	12.46%
Cu 324.752†	192.1	1.06	ug/L	0.226	1.06	ug/L	0.226	21.45%
Fe 259.939†	800.8	64.3	ug/L	0.32	64.3	ug/L	0.32	0.50%
K 766.490†	3470.3	795	ug/L	20.6	795	ug/L	20.6	2.60%
Mg 279.077†	193246.8	21300	ug/L	220.9	21300	ug/L	220.9	1.04%
Mn 257.610†	7228.4	17.2	ug/L	0.12	17.2	ug/L	0.12	0.67%
Mo 202.031†	2.7	2.11	ug/L	1.031	2.11	ug/L	1.031	48.95%
Na 589.592†	27222.2	2830	ug/L	12.4	2830	ug/L	12.4	0.44%
Ni 231.604†	1.1	0.180	ug/L	0.1553	0.180	ug/L	0.1553	86.43%
Pb 220.353†	5.8	1.47	ug/L	2.140	1.47	ug/L	2.140	145.11%
Sb 206.836†	1.8	-1.17	ug/L	0.744	-1.17	ug/L	0.744	63.76%
Se 196.026†	-5.9	-2.53	ug/L	3.153	-2.53	ug/L	3.153	124.58%
Sn 189.927†	-9.6	-1.08	ug/L	1.693	-1.08	ug/L	1.693	157.32%
Sr 421.552†	25604.2	42.4	ug/L	0.12	42.4	ug/L	0.12	0.28%
Ti 334.940†	368.8	0.712	ug/L	0.0597	0.712	ug/L	0.0597	8.39%
Tl 190.801†	2.5	3.28	ug/L	2.099	3.28	ug/L	2.099	63.98%
V 292.402†	32.2	0.660	ug/L	0.1276	0.660	ug/L	0.1276	19.33%
Zn 206.200†	36.1	4.09	ug/L	0.336	4.09	ug/L	0.336	8.23%

Sequence No.: 76
Sample ID: 350589205
Analyst:
Initial Sample Wt:
Dilution:

Autosampler Location: 95
Date Collected: 5/4/2012 6:39:42 PM
Data Type: Original
Initial Sample Vol:
Sample Prep Vol:

Mean Data: 350589205

Analyte	Mean Corrected Intensity	Calib. Conc.	Units	Std.Dev.	Sample Conc.	Units	Std.Dev.	RSD
Sc Radial	281137.6	98.7	%	0.21				0.22%
Sc 361.383	2451151.0	99.6	%	0.91				0.92%
Ag 328.068†	-34.2	0.256	ug/L	0.2701	0.256	ug/L	0.2701	105.40%
Al 308.215†	10.2	2.06	ug/L	4.833	2.06	ug/L	4.833	234.14%
As 188.979†	2.2	1.61	ug/L	1.796	1.61	ug/L	1.796	111.45%
Ba 233.527†	12.0	0.184	ug/L	0.0608	0.184	ug/L	0.0608	32.96%
Be 234.861†	11.8	0.129	ug/L	0.0065	0.129	ug/L	0.0065	5.03%
Ca 315.887†	910.0	120	ug/L	7.5	120	ug/L	7.5	6.25%
Cd 226.502†	-2.9	-0.403	ug/L	0.0567	-0.403	ug/L	0.0567	14.08%
Co 228.616†	-10.1	-0.132	ug/L	0.0395	-0.132	ug/L	0.0395	29.94%
Cr 267.716†	2.0	0.326	ug/L	0.2520	0.326	ug/L	0.2520	77.28%
Cu 324.752†	-12.4	0.356	ug/L	0.3339	0.356	ug/L	0.3339	93.76%
Fe 259.939†	39.3	1.84	ug/L	0.404	1.84	ug/L	0.404	21.99%
K 766.490†	-59.8	-43.6	ug/L	20.29	-43.6	ug/L	20.29	46.57%
Mg 279.077†	68.8	5.93	ug/L	0.600	5.93	ug/L	0.600	10.12%
Mn 257.610†	1220.5	2.79	ug/L	0.055	2.79	ug/L	0.055	1.98%
Mo 202.031†	-1.6	0.695	ug/L	0.8983	0.695	ug/L	0.8983	129.20%
Na 589.592†	590.6	51.1	ug/L	2.27	51.1	ug/L	2.27	4.43%
Ni 231.604†	-2.2	-0.198	ug/L	0.2416	-0.198	ug/L	0.2416	122.26%
Pb 220.353†	4.4	0.511	ug/L	2.2084	0.511	ug/L	2.2084	431.89%
Sb 206.836†	5.0	0.995	ug/L	2.6678	0.995	ug/L	2.6678	268.24%
Se 196.026†	-0.6	3.79	ug/L	3.973	3.79	ug/L	3.973	104.79%
Sn 189.927†	-0.2	1.90	ug/L	1.247	1.90	ug/L	1.247	65.60%
Sr 421.552†	59.6	0.036	ug/L	0.0235	0.036	ug/L	0.0235	65.49%
Ti 334.940†	3.3	0.023	ug/L	0.0560	0.023	ug/L	0.0560	244.92%
Tl 190.801†	0.7	1.53	ug/L	1.294	1.53	ug/L	1.294	84.29%
V 292.402†	5.3	0.041	ug/L	0.1426	0.041	ug/L	0.1426	346.43%
Zn 206.200†	14.0	1.57	ug/L	0.416	1.57	ug/L	0.416	26.53%

Sequence No.: 77
Sample ID: 350588806
Analyst:
Initial Sample Wt:
Dilution:

Autosampler Location: 96
Date Collected: 5/4/2012 6:45:53 PM
Data Type: Original
Initial Sample Vol:
Sample Prep Vol:

Mean Data: 350588806

Analyte	Mean Corrected Intensity	Calib. Conc.	Units	Std.Dev.	Sample Conc.	Units	Std.Dev.	RSD
Sc Radial	277102.9	97.3	%	0.27				0.28%
Sc 361.383	2406947.0	97.8	%	0.48				0.49%
Ag 328.068†	-50.0	0.138	ug/L	0.3505	0.138	ug/L	0.3505	253.43%
Al 308.215†	15.1	5.05	ug/L	4.639	5.05	ug/L	4.639	91.92%
As 188.979†	0.1	-0.991	ug/L	1.7940	-0.991	ug/L	1.7940	180.95%
Ba 233.527†	18.0	0.260	ug/L	0.0338	0.260	ug/L	0.0338	13.02%
Be 234.861†	6.1	0.095	ug/L	0.0240	0.095	ug/L	0.0240	25.23%
Ca 315.887†	146.9	11.9	ug/L	2.50	11.9	ug/L	2.50	20.89%
Cd 226.502†	-2.8	-0.384	ug/L	0.1177	-0.384	ug/L	0.1177	30.68%
Co 228.616†	-12.8	-0.272	ug/L	0.0685	-0.272	ug/L	0.0685	25.21%
Cr 267.716†	14.8	0.720	ug/L	0.1450	0.720	ug/L	0.1450	20.14%
Cu 324.752†	-26.8	0.275	ug/L	0.1712	0.275	ug/L	0.1712	62.17%
Fe 259.939†	15.3	-0.138	ug/L	0.4421	-0.138	ug/L	0.4421	320.44%
K 766.490†	-30.5	-36.6	ug/L	5.26	-36.6	ug/L	5.26	14.36%
Mg 279.077†	59.1	4.96	ug/L	1.155	4.96	ug/L	1.155	23.27%
Mn 257.610†	9055.7	21.5	ug/L	0.18	21.5	ug/L	0.18	0.82%
Mo 202.031†	-2.6	0.359	ug/L	0.8341	0.359	ug/L	0.8341	232.15%
Na 589.592†	185.2	8.87	ug/L	1.817	8.87	ug/L	1.817	20.49%
Ni 231.604†	-9.9	-1.09	ug/L	0.213	-1.09	ug/L	0.213	19.62%
Pb 220.353†	3.3	-0.250	ug/L	4.6254	-0.250	ug/L	4.6254	>999.9%
Sb 206.836†	5.8	1.53	ug/L	0.704	1.53	ug/L	0.704	46.17%
Se 196.026†	-3.4	-1.25	ug/L	5.888	-1.25	ug/L	5.888	472.90%
Sn 189.927†	-0.9	1.35	ug/L	3.180	1.35	ug/L	3.180	236.27%
Sr 421.552†	287.5	0.414	ug/L	0.0139	0.414	ug/L	0.0139	3.37%
Ti 334.940†	-4.9	0.007	ug/L	0.0696	0.007	ug/L	0.0696	942.09%
Tl 190.801†	-0.1	0.769	ug/L	3.6332	0.769	ug/L	3.6332	472.39%
V 292.402†	5.0	0.035	ug/L	0.1560	0.035	ug/L	0.1560	451.52%
Zn 206.200†	29.9	3.39	ug/L	0.052	3.39	ug/L	0.052	1.54%

Sequence No.: 78
Sample ID: 350590503
Analyst:
Initial Sample Wt:
Dilution:

Autosampler Location: 97
Date Collected: 5/4/2012 6:52:07 PM
Data Type: Original
Initial Sample Vol:
Sample Prep Vol:

Mean Data: 350590503

Analyte	Mean Corrected Intensity	Calib. Conc.	Calib. Units	Std.Dev.	Sample Conc.	Sample Units	Std.Dev.	RSD
Sc Radial	271156.5	95.2	%	0.59				0.62%
Sc 361.383	2333811.6	94.8	%	0.55				0.59%
Ag 328.068†	-21.3	0.353	ug/L	0.2624	0.353	ug/L	0.2624	74.43%
Al 308.215†	43.9	22.9	ug/L	2.54	22.9	ug/L	2.54	11.08%
As 188.979†	7.5	7.95	ug/L	0.458	7.95	ug/L	0.458	5.77%
Ba 233.527†	225.8	2.91	ug/L	0.067	2.91	ug/L	0.067	2.29%
Be 234.861†	144.2	0.913	ug/L	0.0223	0.913	ug/L	0.0223	2.44%
Ca 315.887†	589548.3	83200	ug/L	260.2	83200	ug/L	260.2	0.31%
Cd 226.502†	6.8	1.28	ug/L	0.296	1.28	ug/L	0.296	23.20%
Co 228.616†	-6.1	0.082	ug/L	0.2485	0.082	ug/L	0.2485	302.66%
Cr 267.716†	94.7	3.19	ug/L	0.438	3.19	ug/L	0.438	13.74%
Cu 324.752†	297.9	1.45	ug/L	0.147	1.45	ug/L	0.147	10.17%
Fe 259.939†	182.9	13.6	ug/L	0.18	13.6	ug/L	0.18	1.31%
K 766.490†	298.7	41.6	ug/L	17.05	41.6	ug/L	17.05	41.00%
Mg 279.077†	198673.1	21900	ug/L	103.8	21900	ug/L	103.8	0.47%
Mn 257.610†	1906.5	4.43	ug/L	0.040	4.43	ug/L	0.040	0.91%
Mo 202.031†	-1.5	0.706	ug/L	0.6649	0.706	ug/L	0.6649	94.19%
Na 589.592†	1595.5	156	ug/L	3.5	156	ug/L	3.5	2.22%
Ni 231.604†	-1.0	-0.058	ug/L	0.5222	-0.058	ug/L	0.5222	902.10%
Pb 220.353†	5.4	1.20	ug/L	2.581	1.20	ug/L	2.581	214.78%
Sb 206.836†	3.7	0.073	ug/L	1.6934	0.073	ug/L	1.6934	>999.9%
Se 196.026†	-5.9	0.794	ug/L	6.1548	0.794	ug/L	6.1548	775.29%
Sn 189.927†	-18.7	-3.82	ug/L	3.136	-3.82	ug/L	3.136	82.15%
Sr 421.552†	28448.0	47.1	ug/L	0.37	47.1	ug/L	0.37	0.79%
Ti 334.940†	1112.2	2.11	ug/L	0.050	2.11	ug/L	0.050	2.39%
Tl 190.801†	5.6	6.22	ug/L	2.061	6.22	ug/L	2.061	33.13%
V 292.402†	49.9	1.07	ug/L	0.133	1.07	ug/L	0.133	12.41%
Zn 206.200†	26.4	2.99	ug/L	0.123	2.99	ug/L	0.123	4.13%

Sequence No.: 79 **Autosampler Location: 4**
Sample ID: CCV **Date Collected: 5/4/2012 6:58:19 PM**
Analyst: **Data Type: Original**
Initial Sample Wt: **Initial Sample Vol:**
Dilution: **Sample Prep Vol:**

Mean Data: CCV

Analyte	Mean Corrected Intensity	Calib. Conc.	Units	Std.Dev.	Sample Conc.	Units	Std.Dev.	RSD
Sc Radial	276326.1	97.0	%	0.44				0.46%
Sc 361.383	2349019.0	95.5	%	0.31				0.33%
Ag 328.068†	69388.4	518	ug/L	3.9	518	ug/L	3.9	0.76%
QC value within limits for Ag 328.068 Recovery = 103.55%								
Al 308.215†	40146.3	24800	ug/L	96.9	24800	ug/L	96.9	0.39%
QC value within limits for Al 308.215 Recovery = 99.38%								
As 188.979†	423.4	516	ug/L	6.7	516	ug/L	6.7	1.30%
QC value within limits for As 188.979 Recovery = 103.23%								
Ba 233.527†	40422.3	514	ug/L	3.7	514	ug/L	3.7	0.71%
QC value within limits for Ba 233.527 Recovery = 102.80%								
Be 234.861†	84522.6	503	ug/L	4.1	503	ug/L	4.1	0.82%
QC value within limits for Be 234.861 Recovery = 100.64%								
Ca 315.887†	177984.6	25100	ug/L	63.4	25100	ug/L	63.4	0.25%
QC value within limits for Ca 315.887 Recovery = 100.49%								
Cd 226.502†	2891.6	495	ug/L	5.1	495	ug/L	5.1	1.03%
QC value within limits for Cd 226.502 Recovery = 98.97%								
Co 228.616†	9593.7	513	ug/L	3.7	513	ug/L	3.7	0.73%
QC value within limits for Co 228.616 Recovery = 102.53%								
Cr 267.716†	16569.0	511	ug/L	4.1	511	ug/L	4.1	0.81%
QC value within limits for Cr 267.716 Recovery = 102.28%								
Cu 324.752†	139099.6	491	ug/L	3.6	491	ug/L	3.6	0.74%
QC value within limits for Cu 324.752 Recovery = 98.20%								
Fe 259.939†	502881.8	41200	ug/L	119.0	41200	ug/L	119.0	0.29%
QC value within limits for Fe 259.939 Recovery = 103.11%								
K 766.490†	106419.2	25200	ug/L	153.2	25200	ug/L	153.2	0.61%
QC value within limits for K 766.490 Recovery = 100.99%								
Mg 279.077†	233938.5	25800	ug/L	129.3	25800	ug/L	129.3	0.50%
QC value within limits for Mg 279.077 Recovery = 103.27%								
Mn 257.610†	208021.3	497	ug/L	4.2	497	ug/L	4.2	0.85%
QC value within limits for Mn 257.610 Recovery = 99.42%								
Mo 202.031†	1541.5	505	ug/L	9.3	505	ug/L	9.3	1.84%
QC value within limits for Mo 202.031 Recovery = 101.09%								
Na 589.592†	246201.9	25700	ug/L	129.1	25700	ug/L	129.1	0.50%
QC value within limits for Na 589.592 Recovery = 102.61%								
Ni 231.604†	4433.6	509	ug/L	5.6	509	ug/L	5.6	1.10%
QC value within limits for Ni 231.604 Recovery = 101.85%								
Pb 220.353†	741.7	516	ug/L	8.1	516	ug/L	8.1	1.57%
QC value within limits for Pb 220.353 Recovery = 103.28%								
Sb 206.836†	759.0	497	ug/L	4.4	497	ug/L	4.4	0.87%
QC value within limits for Sb 206.836 Recovery = 99.45%								
Se 196.026†	265.8	491	ug/L	8.0	491	ug/L	8.0	1.64%
QC value within limits for Se 196.026 Recovery = 98.12%								
Sn 189.927†	517.5	410	ug/L	5.5	410	ug/L	5.5	1.35%
QC value within limits for Sn 189.927 Recovery = 102.49%								
Sr 421.552†	247769.1	411	ug/L	1.8	411	ug/L	1.8	0.45%
QC value within limits for Sr 421.552 Recovery = 102.74%								
Ti 334.940†	216538.5	408	ug/L	3.2	408	ug/L	3.2	0.78%
QC value within limits for Ti 334.940 Recovery = 102.00%								
Tl 190.801†	535.1	516	ug/L	5.8	516	ug/L	5.8	1.13%
QC value within limits for Tl 190.801 Recovery = 103.20%								
V 292.402†	22916.9	528	ug/L	6.3	528	ug/L	6.3	1.19%
QC value within limits for V 292.402 Recovery = 105.55%								
Zn 206.200†	4550.0	519	ug/L	4.2	519	ug/L	4.2	0.81%
QC value within limits for Zn 206.200 Recovery = 103.84%								

All analyte(s) passed QC.

Sequence No.: 80 **Autosampler Location: 1**
Sample ID: CCB **Date Collected: 5/4/2012 7:03:36 PM**
Analyst: **Data Type: Original**
Initial Sample Wt: **Initial Sample Vol:**
Dilution: **Sample Prep Vol:**

Mean Data: CCB

Analyte	Mean Corrected Intensity	Calib. Conc.	Units	Std.Dev.	Sample Conc.	Units	Std.Dev.	RSD
Sc Radial	283391.3	99.5	%	0.38				0.38%
Sc 361.383	2460922.0	100	%	1.0				1.03%
Ag 328.068†	2.4	0.529	ug/L	0.3483	0.529	ug/L	0.3483	65.88%
QC value within limits for Ag 328.068 Recovery = Not calculated								
Al 308.215†	14.2	4.54	ug/L	3.929	4.54	ug/L	3.929	86.59%
QC value within limits for Al 308.215 Recovery = Not calculated								
As 188.979†	0.3	-0.662	ug/L	0.9580	-0.662	ug/L	0.9580	144.67%
QC value within limits for As 188.979 Recovery = Not calculated								
Ba 233.527†	8.9	0.144	ug/L	0.0447	0.144	ug/L	0.0447	30.93%
QC value within limits for Ba 233.527 Recovery = Not calculated								
Be 234.861†	32.8	0.254	ug/L	0.0166	0.254	ug/L	0.0166	6.51%
QC value within limits for Be 234.861 Recovery = Not calculated								
Ca 315.887†	107.5	6.39	ug/L	2.383	6.39	ug/L	2.383	37.30%
QC value within limits for Ca 315.887 Recovery = Not calculated								
Cd 226.502†	0.7	0.221	ug/L	0.4579	0.221	ug/L	0.4579	207.23%
QC value within limits for Cd 226.502 Recovery = Not calculated								
Co 228.616†	-1.2	0.348	ug/L	0.2057	0.348	ug/L	0.2057	59.06%
QC value within limits for Co 228.616 Recovery = Not calculated								
Cr 267.716†	5.4	0.431	ug/L	0.2151	0.431	ug/L	0.2151	49.89%
QC value within limits for Cr 267.716 Recovery = Not calculated								
Cu 324.752†	-94.6	0.071	ug/L	0.3343	0.071	ug/L	0.3343	469.13%
QC value within limits for Cu 324.752 Recovery = Not calculated								
Fe 259.939†	159.7	11.7	ug/L	3.17	11.7	ug/L	3.17	27.04%
QC value within limits for Fe 259.939 Recovery = Not calculated								
K 766.490†	-3.7	-30.3	ug/L	18.90	-30.3	ug/L	18.90	62.46%
QC value within limits for K 766.490 Recovery = Not calculated								
Mg 279.077†	93.0	8.59	ug/L	0.401	8.59	ug/L	0.401	4.67%
QC value within limits for Mg 279.077 Recovery = Not calculated								
Mn 257.610†	7.1	-0.114	ug/L	0.0311	-0.114	ug/L	0.0311	27.35%
QC value within limits for Mn 257.610 Recovery = Not calculated								
Mo 202.031†	1.0	1.54	ug/L	0.471	1.54	ug/L	0.471	30.50%
QC value within limits for Mo 202.031 Recovery = Not calculated								
Na 589.592†	172.1	7.51	ug/L	4.312	7.51	ug/L	4.312	57.44%
QC value within limits for Na 589.592 Recovery = Not calculated								
Ni 231.604†	-1.9	-0.165	ug/L	0.3920	-0.165	ug/L	0.3920	237.67%
QC value within limits for Ni 231.604 Recovery = Not calculated								
Pb 220.353†	3.6	-0.043	ug/L	1.8174	-0.043	ug/L	1.8174	>999.9%
QC value within limits for Pb 220.353 Recovery = Not calculated								
Sb 206.836†	5.0	0.963	ug/L	2.4310	0.963	ug/L	2.4310	252.37%
QC value within limits for Sb 206.836 Recovery = Not calculated								
Se 196.026†	-0.2	4.61	ug/L	3.072	4.61	ug/L	3.072	66.67%
QC value within limits for Se 196.026 Recovery = Not calculated								
Sn 189.927†	3.5	4.80	ug/L	1.637	4.80	ug/L	1.637	34.07%
QC value within limits for Sn 189.927 Recovery = Not calculated								
Sr 421.552†	121.0	0.138	ug/L	0.0253	0.138	ug/L	0.0253	18.38%
QC value within limits for Sr 421.552 Recovery = Not calculated								
Ti 334.940†	45.5	0.102	ug/L	0.1009	0.102	ug/L	0.1009	98.51%
QC value within limits for Ti 334.940 Recovery = Not calculated								
Tl 190.801†	-1.0	-0.165	ug/L	2.6787	-0.165	ug/L	2.6787	>999.9%
QC value within limits for Tl 190.801 Recovery = Not calculated								
V 292.402†	5.9	0.053	ug/L	0.0293	0.053	ug/L	0.0293	54.89%
QC value within limits for V 292.402 Recovery = Not calculated								
Zn 206.200†	-0.6	-0.091	ug/L	0.3834	-0.091	ug/L	0.3834	421.71%
QC value within limits for Zn 206.200 Recovery = Not calculated								

All analyte(s) passed QC.

STANDARDS LOG

Standard ID	Type	Manufacturer	Mfg Lot	Expires	Volume	Created on	Created by
44322	ICP_MAJ_SPK	CPI	11J138	4/20/2013	1000 ML	12/27/2011	troberts

2500000 UG/L: Aluminum, Calcium, Iron, Magnesium, Potassium, Sodium

Standard ID	Type	Manufacturer	Mfg Lot	Expires	Volume	Created on	Created by
45139	HNO3	fisher	1111101	11/30/2014	2.5 L	12/11/2011	ddthompson

Standard ID	Type	Manufacturer	Mfg Lot	Expires	Volume	Created on	Created by
45240	ICP_MIN_SPK	CPI	12B186	8/23/2013	1000 ML	3/2/2012	troberts

10000 UG/L: Silver
25000 UG/L: Antimony, Arsenic, Beryllium, Cadmium, Chromium, Cobalt, Copper, Lead, Manganese, Molybdenum, Nickel, Selenium, Strontium, Thallium, Tin, Titanium, Vanadiu
Zinc
250000 UG/L: Lithium
75000 UG/L: Barium

3505892

Standard ID	Type	Manufacturer	Mfg Lot	Expires	Volume	Created on	Created by
45241	ICP_ICSA			6/30/2012	1000 ML	3/2/2012	troberts

225000 UG/L: Iron
250000 UG/L: Aluminum, Calcium, Magnesium

COMPOSED OF:

43771: 12.5 ML 44886: 50 ML 45611: 937.5 ML

STANDARDS LOG

Standard ID	Type	Manufacturer	Mfg Lot	Expires	Volume	Created on	Created by
45248	ICP_ICSAB			6/30/2012	1000 ML	3/2/2012	troberts

100 UG/L: Arsenic, Thallium
1000 UG/L: Cadmium, Nickel, Zinc
200 UG/L: Silver
225000 UG/L: Iron
250000 UG/L: Aluminum, Calcium, Magnesium
50 UG/L: Lead, Selenium
500 UG/L: Barium, Beryllium, Chromium, Cobalt, Copper, Manganese, Molybdenum, Strontium, Tin, Titanium, Vanadium
600 UG/L: Antimony

COMPOSED OF:

41678: 0.5 ML 41679: 0.5 ML 43771: 12.5 ML 44881: 10 ML 44883: 0.5 ML 44886: 50 ML 45611: 925.2 ML 45661: 0.5 ML

Standard ID	Type	Manufacturer	Mfg Lot	Expires	Volume	Created on	Created by
45433	ICP_ICV			6/30/2012	500 ML	3/20/2012	troberts

1200 UG/L: Barium
160 UG/L: Silver
400 UG/L: Antimony, Arsenic, Beryllium, Cadmium, Chromium, Cobalt, Copper, Lead, Manganese, Molybdenum, Nickel, Selenium, Strontium, Thallium, Tin, Titanium, Vanadium,
4000 UG/L: Lithium
40000 UG/L: Aluminum, Calcium, Iron, Magnesium, Potassium, Sodium

COMPOSED OF:

44322: 8 ML 44402: 8 ML 45611: 484 ML

Standard ID	Type	Manufacturer	Mfg Lot	Expires	Volume	Created on	Created by
45535	HCl	Fisher	4110080	9/30/2013	2.5 L	3/26/2012	jbowman

Standard ID	Type	Manufacturer	Mfg Lot	Expires	Volume	Created on	Created by
45623	ICP_CAL5			6/30/2012	250 ML	4/2/2012	troberts

250000 UG/L: Aluminum, Calcium, Magnesium, Potassium, Sodium
4000 UG/L: Strontium, Tin, Titanium
400000 UG/L: Iron
5000 UG/L: Antimony, Arsenic, Barium, Beryllium, Cadmium, Chromium, Cobalt, Copper, Lead, Manganese, Molybdenum, Nickel, Selenium, Silver, Thallium, Vanadium, Zinc
50000 UG/L: Lithium

STANDARDS LOG

COMPOSED OF:

42356: 12.5 ML 42357: 50 ML 44886: 12.5 ML 45622: 175 ML

Standard ID	Type	Manufacturer	Mfg Lot	Expires	Volume	Created on	Created by
45624	ICP_CAL4/CCV			6/30/2012	1000 ML	4/2/2012	troberts

25000 UG/L: Aluminum, Calcium, Magnesium, Potassium, Sodium
400 UG/L: Strontium, Tin, Titanium
40000 UG/L: Iron
500 UG/L: Antimony, Arsenic, Barium, Beryllium, Cadmium, Chromium, Cobalt, Copper, Lead, Manganese, Molybdenum, Nickel, Selenium, Silver, Thallium, Vanadium, Zinc
5000 UG/L: Lithium

COMPOSED OF:

45622: 900 ML 45623: 100 ML

Standard ID	Type	Manufacturer	Mfg Lot	Expires	Volume	Created on	Created by
45625	ICP_CAL3			6/30/2012	250 ML	4/2/2012	troberts

2500 UG/L: Aluminum, Calcium, Magnesium, Potassium, Sodium
40 UG/L: Strontium, Tin, Titanium
4000 UG/L: Iron
50 UG/L: Antimony, Arsenic, Barium, Beryllium, Cadmium, Chromium, Cobalt, Copper, Lead, Manganese, Molybdenum, Nickel, Selenium, Silver, Thallium, Vanadium, Zinc
500 UG/L: Lithium

COMPOSED OF:

45622: 247.5 ML 45623: 2.5 ML

Standard ID	Type	Manufacturer	Mfg Lot	Expires	Volume	Created on	Created by
45626	ICP_CAL2			6/30/2012	250 ML	4/2/2012	troberts

250 UG/L: Aluminum, Calcium, Magnesium, Potassium, Sodium
4 UG/L: Strontium, Tin, Titanium
400 UG/L: Iron
5 UG/L: Antimony, Arsenic, Barium, Beryllium, Cadmium, Chromium, Cobalt, Copper, Lead, Manganese, Molybdenum, Nickel, Selenium, Silver, Thallium, Vanadium, Zinc
50 UG/L: Lithium

COMPOSED OF:

45622: 249.75 ML 45623: 0.25 ML

STANDARDS LOG

Standard ID	Type	Manufacturer	Mfg Lot	Expires	Volume	Created on	Created by
45627	ICP_CAL1			6/30/2012	250 ML	4/2/2012	troberts

0.4 UG/L: Strontium, Tin, Titanium
0.5 UG/L: Antimony, Arsenic, Barium, Beryllium, Cadmium, Chromium, Cobalt, Copper, Lead, Manganese, Molybdenum, Nickel, Selenium, Silver, Thallium, Vanadium, Zinc
25 UG/L: Aluminum, Calcium, Magnesium, Potassium, Sodium
40 UG/L: Iron
5 UG/L: Lithium

COMPOSED OF:

45622: 249.975 ML 45623: 0.025 ML

Standard ID	Type	Manufacturer	Mfg Lot	Expires	Volume	Created on	Created by
45964	Hydrogen Peroxide	J. T. Baker	L10J09	4/20/2013	900 mL	4/20/2012	ddthompson

Raw Data Inorganics/Metals

Spectrum Analytical, Inc. Florida Division

Prepared by: GC
Date Prepared: 05/01/2012
PREP Batch: 050112B
LCS/MS/SD Spike: MET# 45799
LCS/MS/SD Spike amount: 0.075 mL
CAL Spike: MET# 45797, 45798
Pipette(s) Used for Spikes: P6 WC4
Balance ID: MET1
Glass Beads ID: ~~3~~ NA TE JB 5/1/12
Filter Lot #: NA
Thermometer ID: 289366
Dig Tube: 1202052
Water Bath Temperature: 95 °C

Reagents: PM#
$KMnO_4$ 45741
$K_2S_2O_8$ 45655
HCl NA
HNO_3 45139
H_2SO_4 42793
Hydrox. 45740
Carrier 46028
Reductant 46029

Methods: Water 7470/7470A Soil 7471A/7471B
Start time: 12:42
Stop time: 14:42

7470 Water

	Tube#	Container #	Sample ID	ID	Weight (g) or Volume (mL) 3 Sig Fig	Final volume (mL)	Comment or Notification:	Pilot Batch #: 9273
	8		BLK 050112B	BLK	25	25.0 mL		Pilot # 128584
	9		LCS	LCS				Pilot # 85
	10		LCSD	LCSD				Pilot # 86
1	11	5	3505864 02					
1	12		" "	MS				Pilot # 87
1	13		" "	SD				Pilot # 88
2		7	" " 16					
3		7	350589202					
4		5	03					
5		7	04					
6		1	05					
7		4	3505888 06					
8								
9								
10								
11								
12								
13								
14								
15								
16								
17								
18								
19								
20								

5/1/12 JB

AS Pos #	Calibration Standards			
1	CAL BLANK			
2	CS1	0.200 ug/L	50.0 uL	MET# 45797
3	CS2	0.500 ug/L	125 uL	MET# ↓
4	CS3	1.00 ug/L	25.0 uL	MET# 45798
5	CS4	5.00 ug/L	125 uL	MET# ↓
6	CS5	10.0 ug/L	250 uL	MET# ↓
7	ICV	3.00 ug/L	75.0 uL	MET# 45799

==========
Method Name: Non-CLP Hg
Method Description: Hg 7470/7471
Element: Hg

Date: 05/01/2012
Technique:FI-MHS
Calibration Type:
Hg, Calc. Intercept : Linear
Wavelength: 253.7 nm
Sample Info Name: 050112B.SIF Results Data Set Name: 050112B

==========
Element: Hg Seq. No.: 1 AS Loc.: 1 Date: 05/01/2012
Sample ID: Calib Blank

Repl #	SampleConc µg/L	StndConc µg/L	BlnkCorr Signal	Peak Area	Peak Height	Time	Peak Stored
1			0.0004	-0.0017	0.0004	04:35:37	Yes

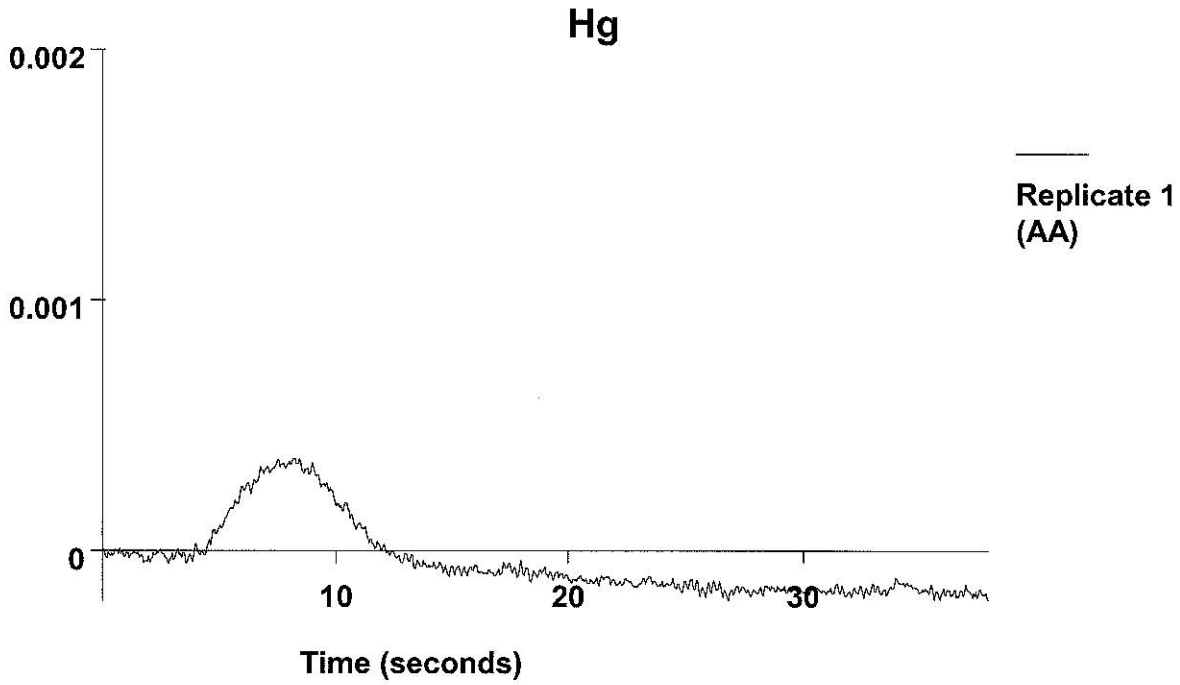

Auto-zero performed.

==========
Element: Hg Seq. No.: 2 AS Loc.: 2 Date: 05/01/2012
Sample ID: CS1

Repl #	SampleConc µg/L	StndConc µg/L	BlnkCorr Signal	Peak Area	Peak Height	Time	Peak Stored
1			0.0010	0.0069	0.0013	04:37:24	Yes

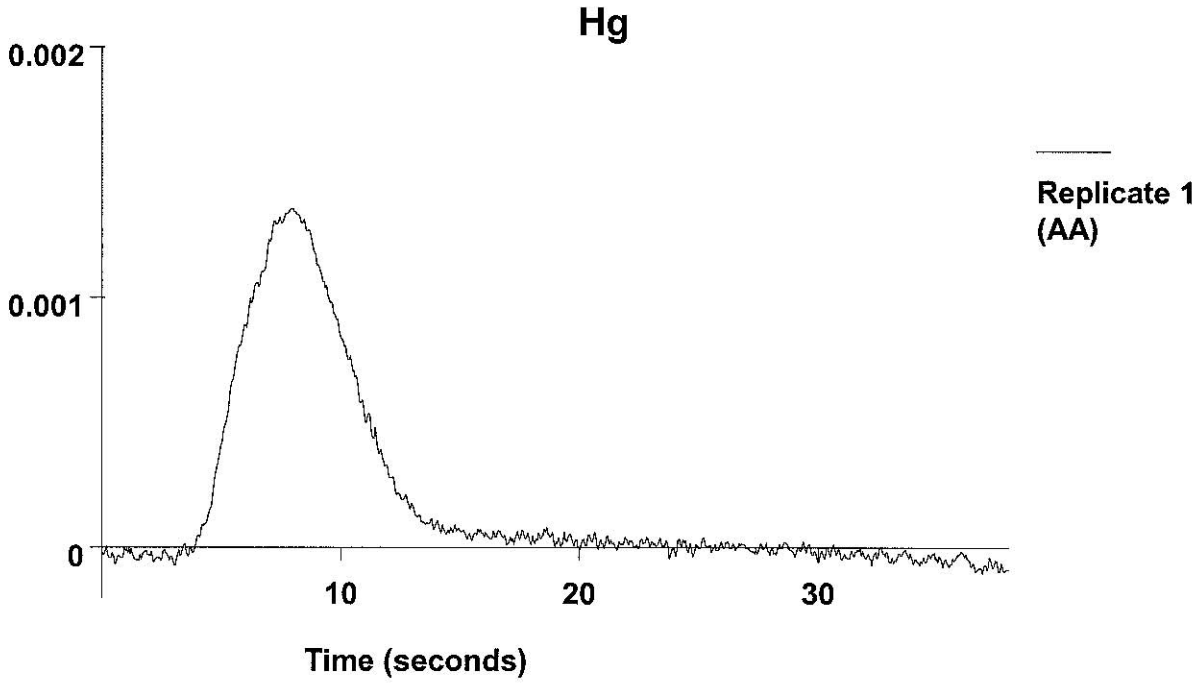

[Hg] Standard number 1 applied. [0.200]
Correlation Coefficient: 1.00000 Slope: 0.00486
Intercept : 0.00000

==========
Element: Hg Seq. No.: 3 AS Loc.: 3 Date: 05/01/2012
Sample ID: CS2

Repl #	SampleConc µg/L	StndConc µg/L	BlnkCorr Signal	Peak Area	Peak Height	Time	Peak Stored
1			0.0015	0.0091	0.0019	04:39:13	Yes

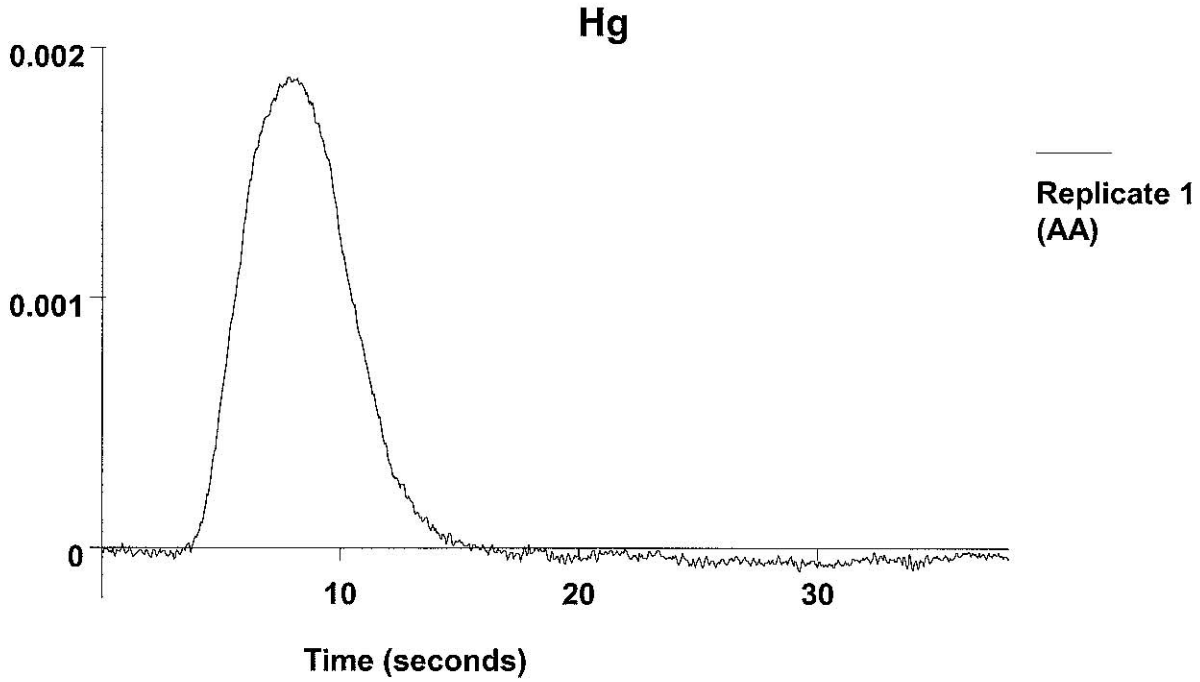

[Hg] Standard number 2 applied. [0.500]
Correlation Coefficient: 0.96190 Slope: 0.00293
Intercept : 0.00014

==========
Element: Hg Seq. No.: 4 AS Loc.: 4 Date: 05/01/2012
Sample ID: CS3

Repl #	SampleConc µg/L	StndConc µg/L	BlnkCorr Signal	Peak Area	Peak Height	Time	Peak Stored
1			0.0077	0.0470	0.0080	04:41:02	Yes

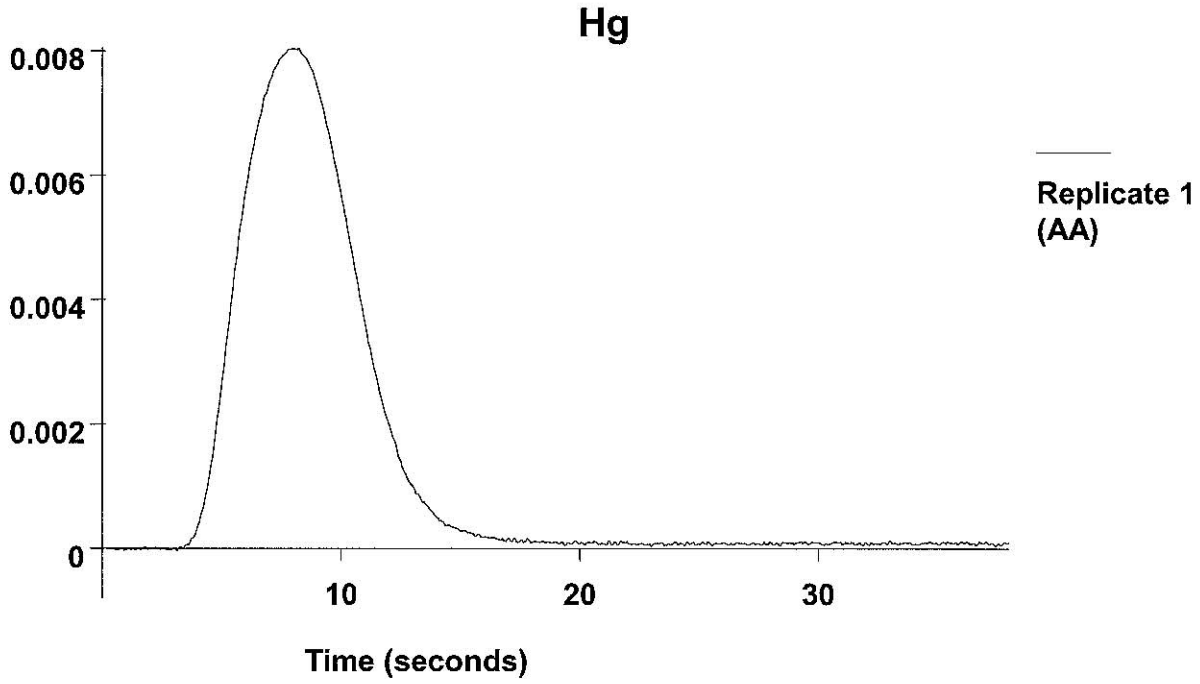

[Hg] Standard number 3 applied. [1.00]
Correlation Coefficient: 0.94890 Slope: 0.00757
Intercept : -0.00068

==========
Element: Hg Seq. No.: 5 AS Loc.: 5 Date: 05/01/2012
Sample ID: CS4

Repl #	SampleConc µg/L	StndConc µg/L	BlnkCorr Signal	Peak Area	Peak Height	Time	Peak Stored
1			0.0392	0.2254	0.0396	04:42:52	Yes

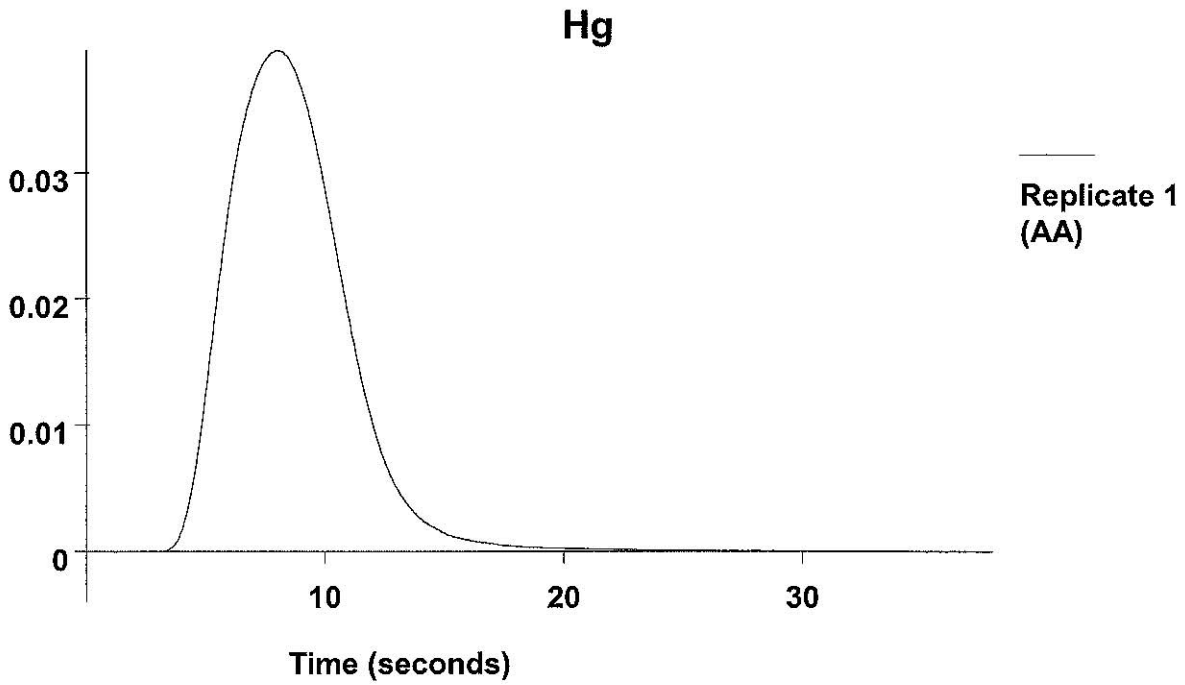

[Hg] Standard number 4 applied. [5.00]
Correlation Coefficient: 0.99833 Slope: 0.00800
Intercept : -0.00085

==========
Element: Hg Seq. No.: 6 AS Loc.: 6 Date: 05/01/2012
Sample ID: CS5

Repl #	SampleConc µg/L	StndConc µg/L	BlnkCorr Signal	Peak Area	Peak Height	Time	Peak Stored
1			0.0774	0.4613	0.0778	04:44:43	Yes

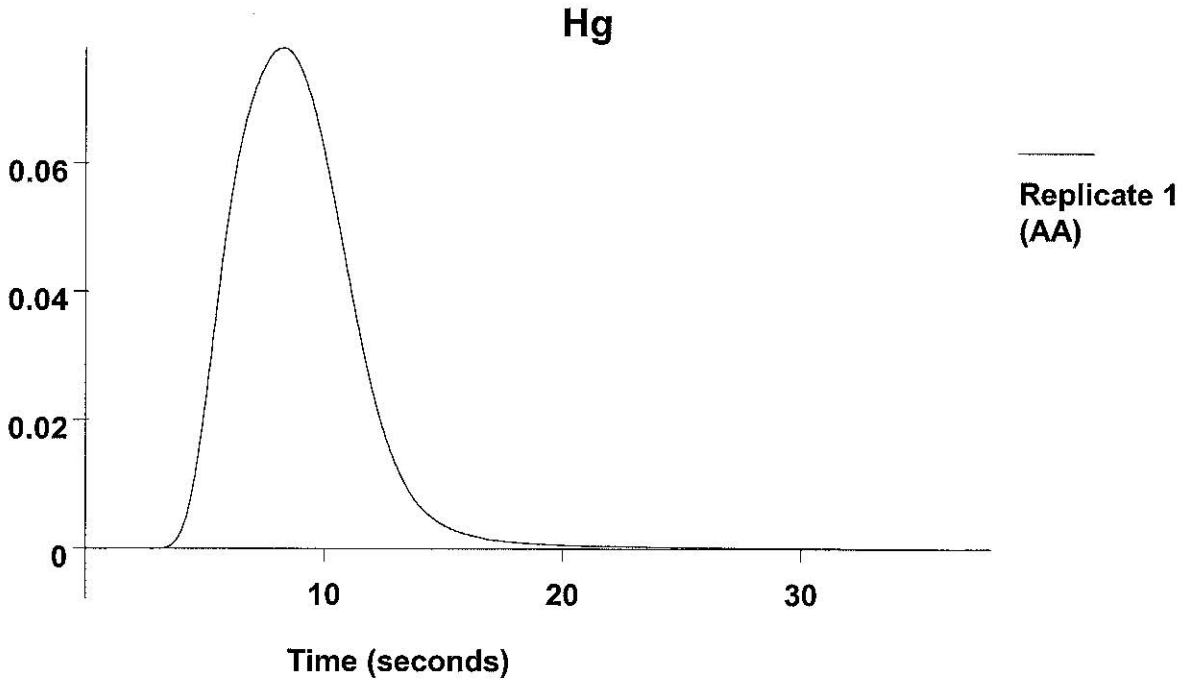

[Hg] Standard number 5 applied. [10.0]
Correlation Coefficient: 0.99957 Slope: 0.00784
Intercept : -0.00070

Calibration data for Hg

Standard ID	Mean Signal (Pk Height)	Entered Concentration (µg/L)	Calculated Concentration (µg/L)	Standard Deviation	%RSD
Calib Blank	0.0004	---	----	----	----
CS1	0.0010	0.200	0.214	----	----
CS2	0.0015	0.500	0.283	----	----
CS3	0.0077	1.000	1.07	----	----
CS4	0.0392	5.000	5.09	----	----
CS5	0.0774	10.000	9.96	----	----

Correlation Coefficient: 0.99957 Slope: 0.00784 Intercept: -0.0007

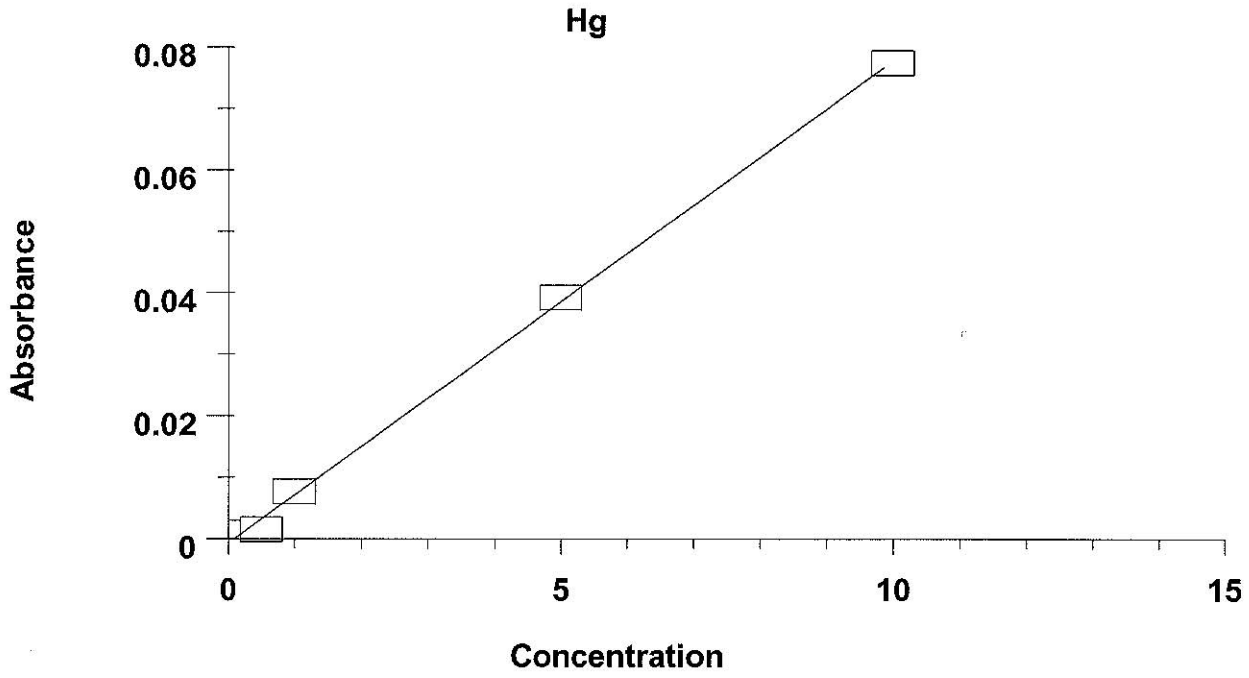

==========

Element: Hg Seq. No.: 7 AS Loc.: 7 Date: 05/01/2012
Sample ID: ICV

Repl #	SampleConc µg/L	StndConc µg/L	BlnkCorr Signal	Peak Area	Peak Height	Time	Peak Stored
1	3.06	3.06	0.0233	0.1348	0.0237	1 04:46:40	Yes

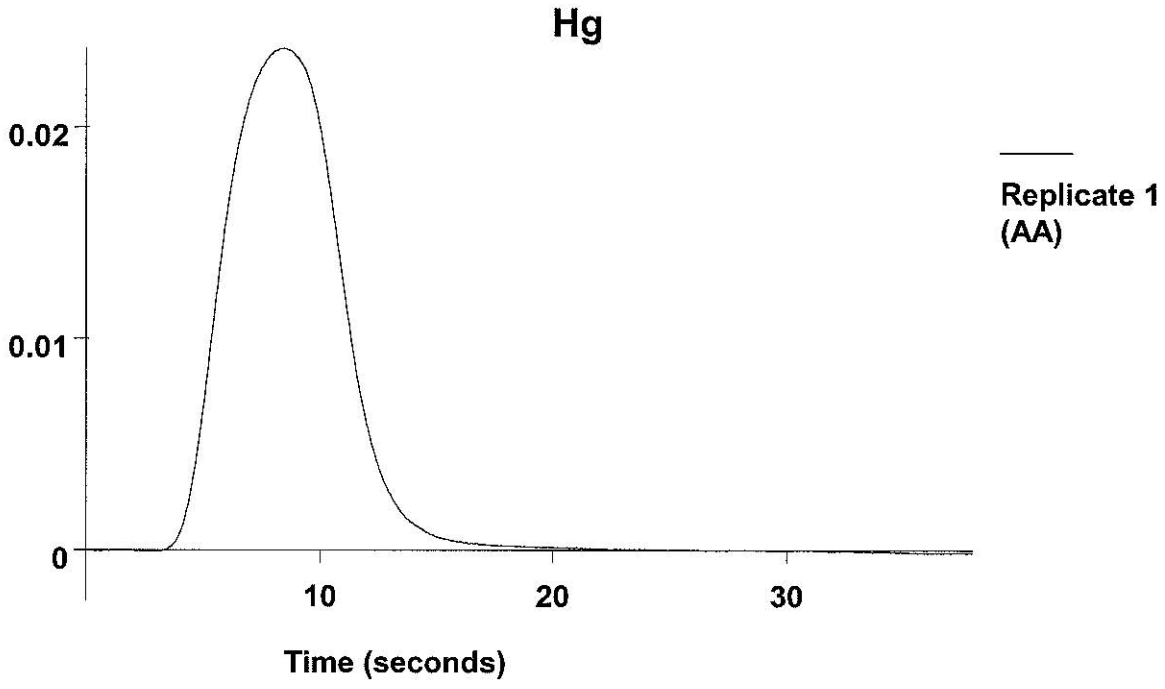

QC value within specified limits.

==========

Element: Hg Seq. No.: 8 AS Loc.: 1 Date: 05/01/2012
Sample ID: ICB

Repl #	SampleConc µg/L	StndConc µg/L	BlnkCorr Signal	Peak Area	Peak Height	Time	Peak Stored
1	0.059	0.059	-0.0002	-0.0009	0.0001	1 04:48:28	Yes

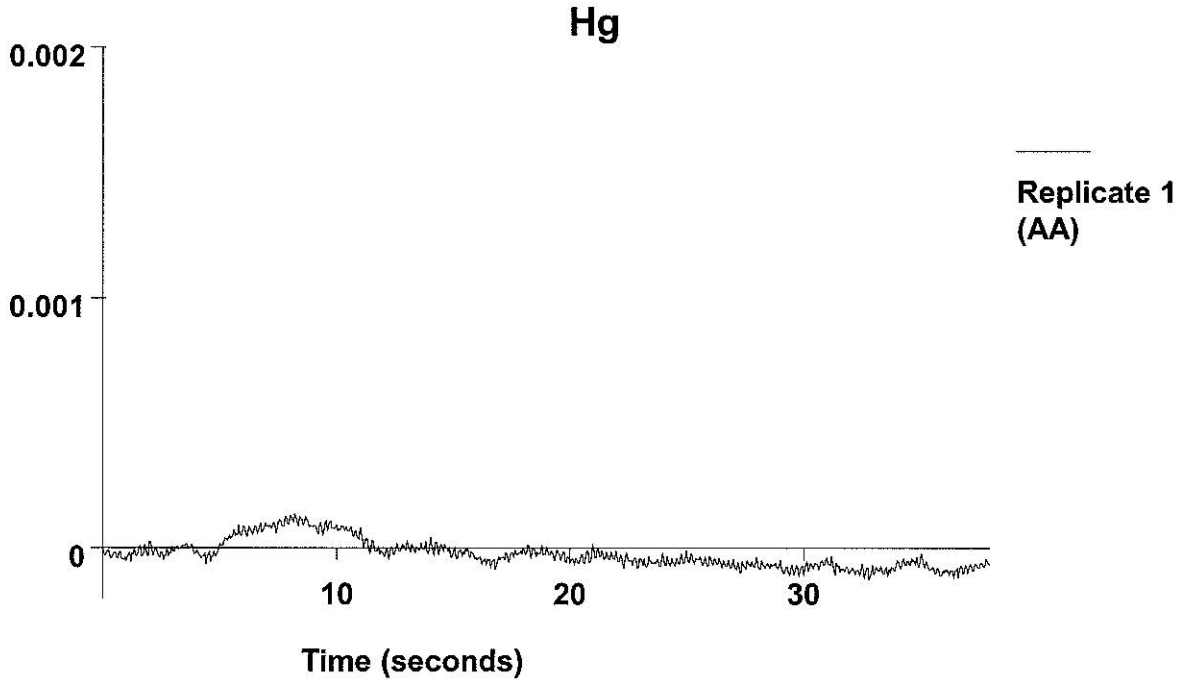

QC value within specified limits.

Element: Hg Seq. No.: 9 AS Loc.: 5 Date: 05/01/2012
Sample ID: CCV

Repl #	SampleConc µg/L	StndConc µg/L	BlnkCorr Signal	Peak Area	Peak Height	Time	Peak Stored
1	5.00	5.00	0.0385	0.2274	0.0389	1 04:50:16	Yes

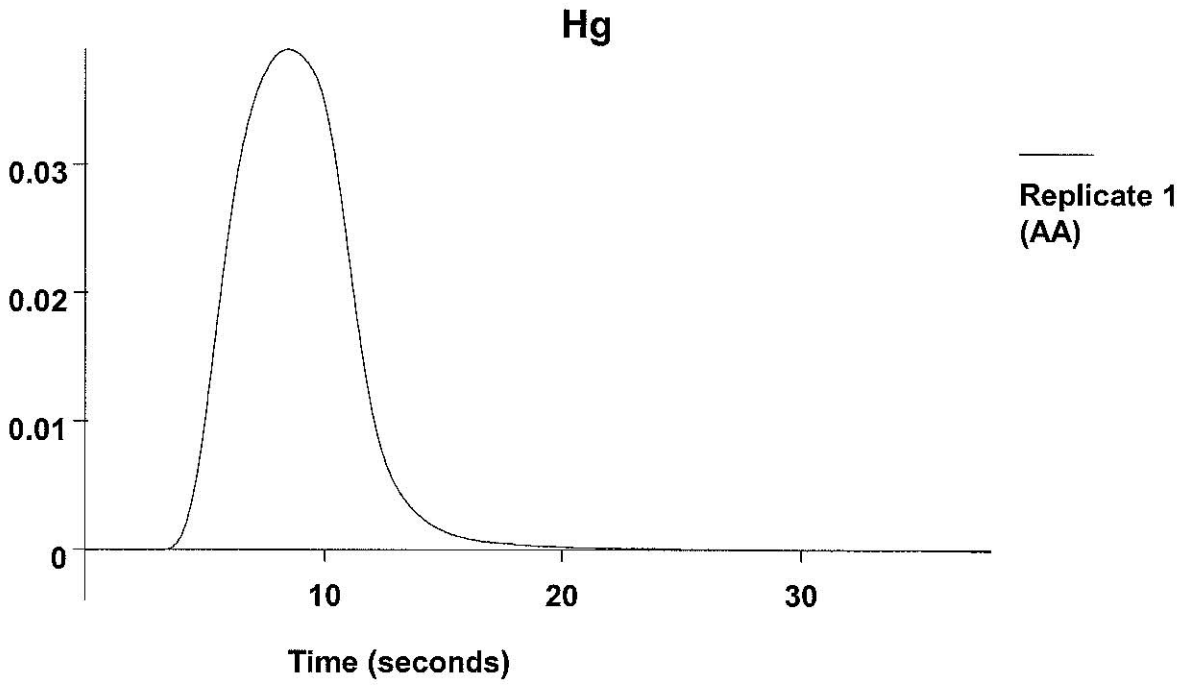

QC value within specified limits.

Element: Hg Seq. No.: 10 AS Loc.: 1 Date: 05/01/2012
Sample ID: CCB

Repl #	SampleConc µg/L	StndConc µg/L	BlnkCorr Signal	Peak Area	Peak Height	Time	Peak Stored
1	0.053	0.053	-0.0003	-0.0027	0.0001	1 04:52:04	Yes

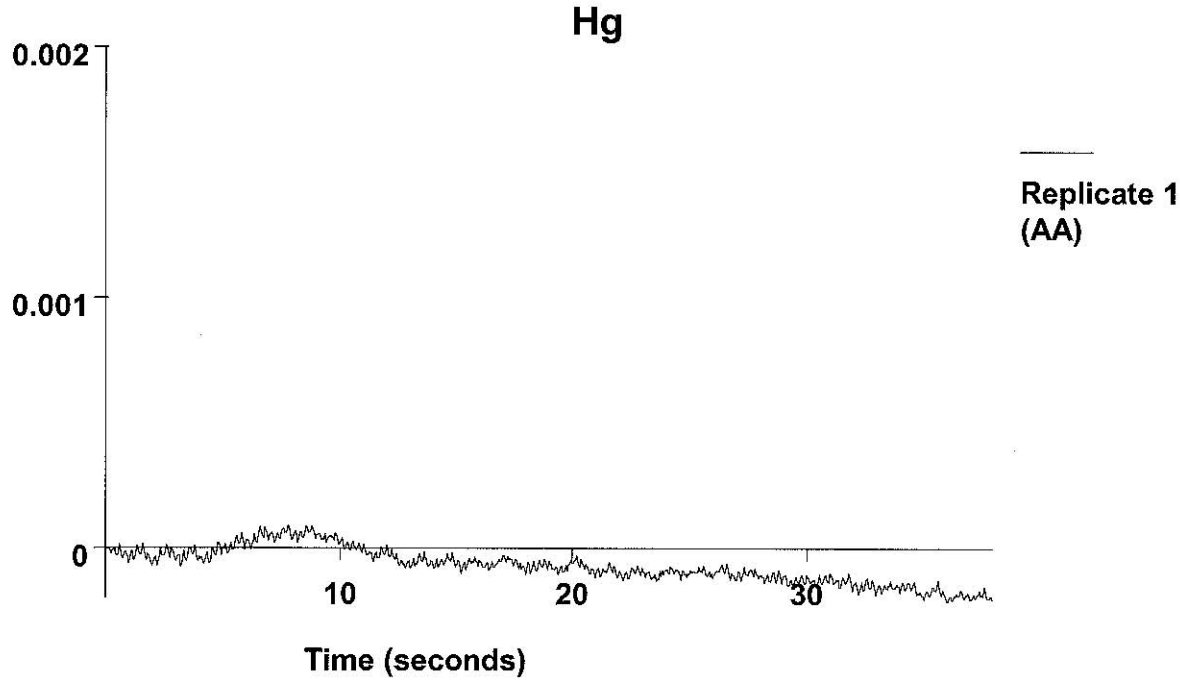

QC value within specified limits.

Element: Hg Seq. No.: 11 AS Loc.: 8 Date: 05/01/2012
Sample ID: 128584MB

Repl #	SampleConc µg/L	StndConc µg/L	BlnkCorr Signal	Peak Area	Peak Height	Time	Peak Stored
1	0.045	0.045	-0.0004	-0.0040	0.0000	1 04:53:53	Yes

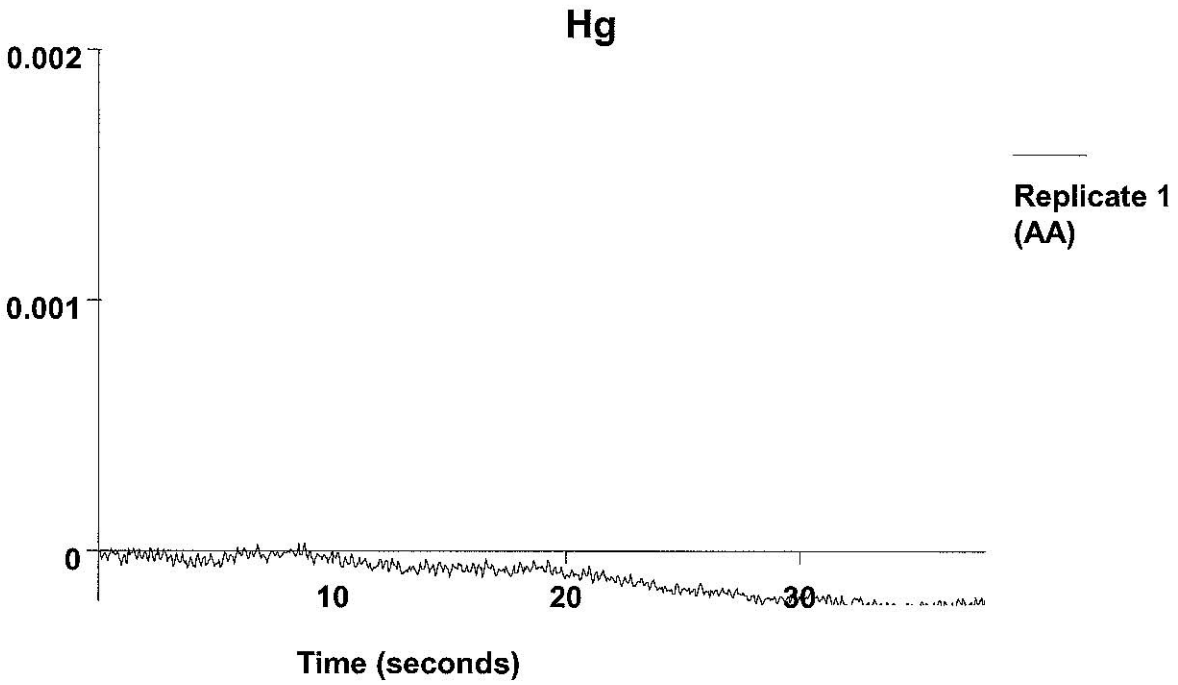

Element: Hg Seq. No.: 12 AS Loc.: 9 Date: 05/01/2012
Sample ID: 128585LCS

Repl #	SampleConc µg/L	StndConc µg/L	BlnkCorr Signal	Peak Area	Peak Height	Time	Peak Stored
1	3.11	3.11	0.0237	0.1410	0.0240	1 04:55:41	Yes

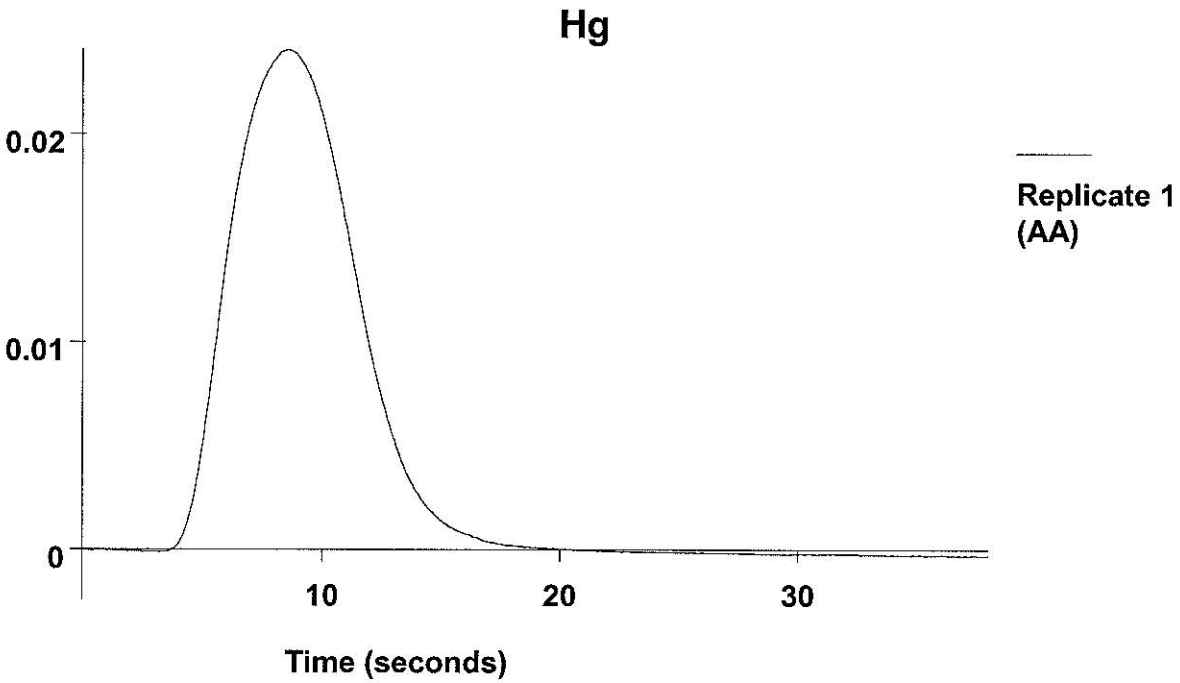

Element: Hg Seq. No.: 13 AS Loc.: 10 Date: 05/01/2012
Sample ID: 128586LCSD

Repl #	SampleConc µg/L	StndConc µg/L	BlnkCorr Signal	Peak Area	Peak Height	Time	Peak Stored

Element: Hg Seq. No.: 13 AS Loc.: 7 Date: 05/01/2012
Sample ID: ICV

Repl #	SampleConc µg/L	StndConc µg/L	BlnkCorr Signal	Peak Area	Peak Height	Time	Peak Stored
1	2.87	2.87	0.0218	0.1096	0.0222	1 05:03:05	Yes

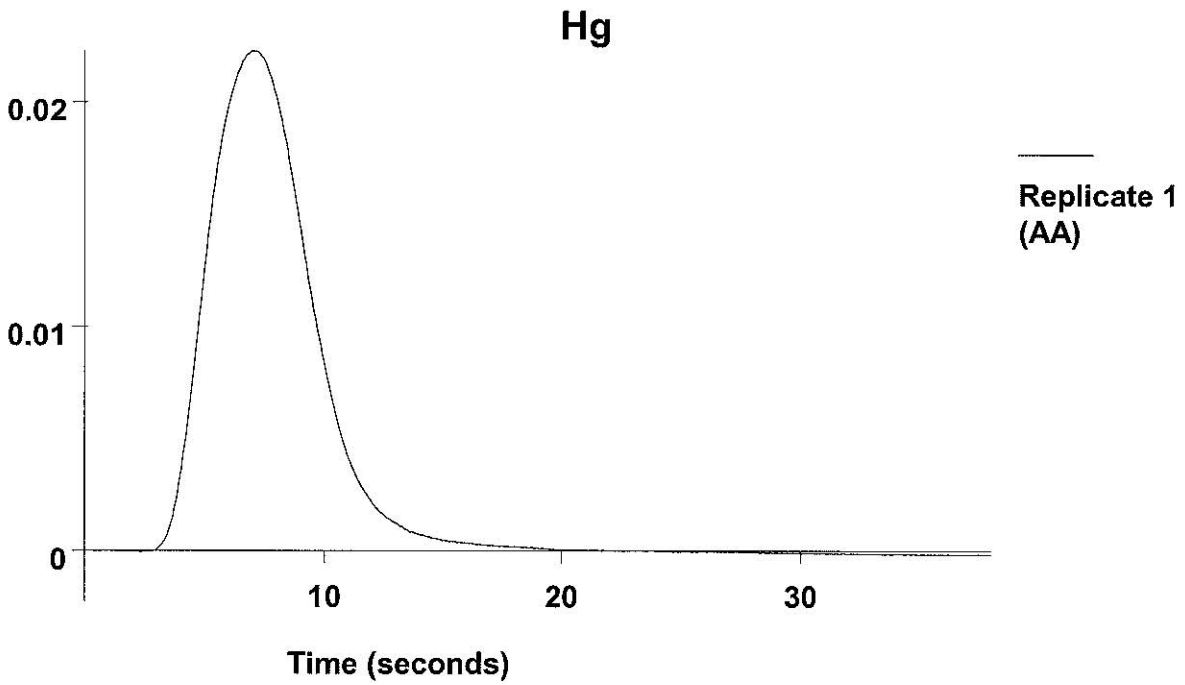

QC value within specified limits.

Element: Hg Seq. No.: 14 AS Loc.: 1 Date: 05/01/2012
Sample ID: ICB

Repl #	SampleConc µg/L	StndConc µg/L	BlnkCorr Signal	Peak Area	Peak Height	Time	Peak Stored
1	0.063	0.063	-0.0002	0.0008	0.0002	1 05:04:53	Yes

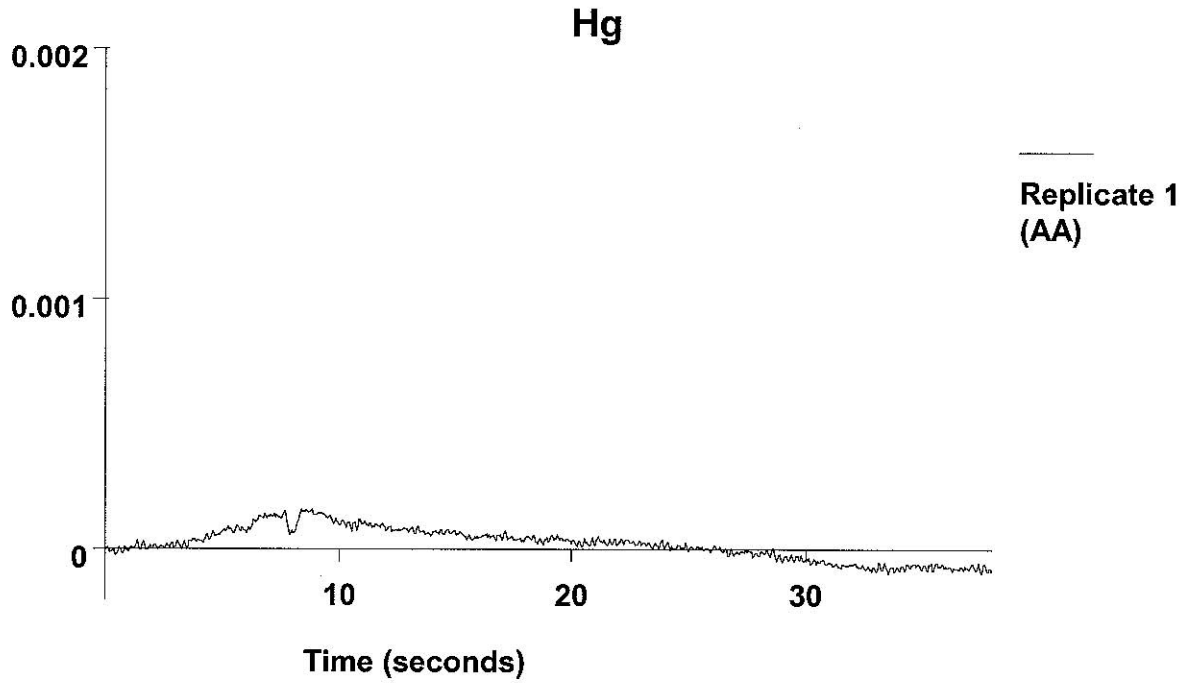

QC value within specified limits.

Element: Hg Seq. No.: 15 AS Loc.: 5 Date: 05/01/2012
Sample ID: CCV

Repl #	SampleConc µg/L	StndConc µg/L	BlnkCorr Signal	Peak Area	Peak Height	Time	Peak Stored
1	4.66	4.66	0.0359	0.1827	0.0362	1 05:06:41	Yes

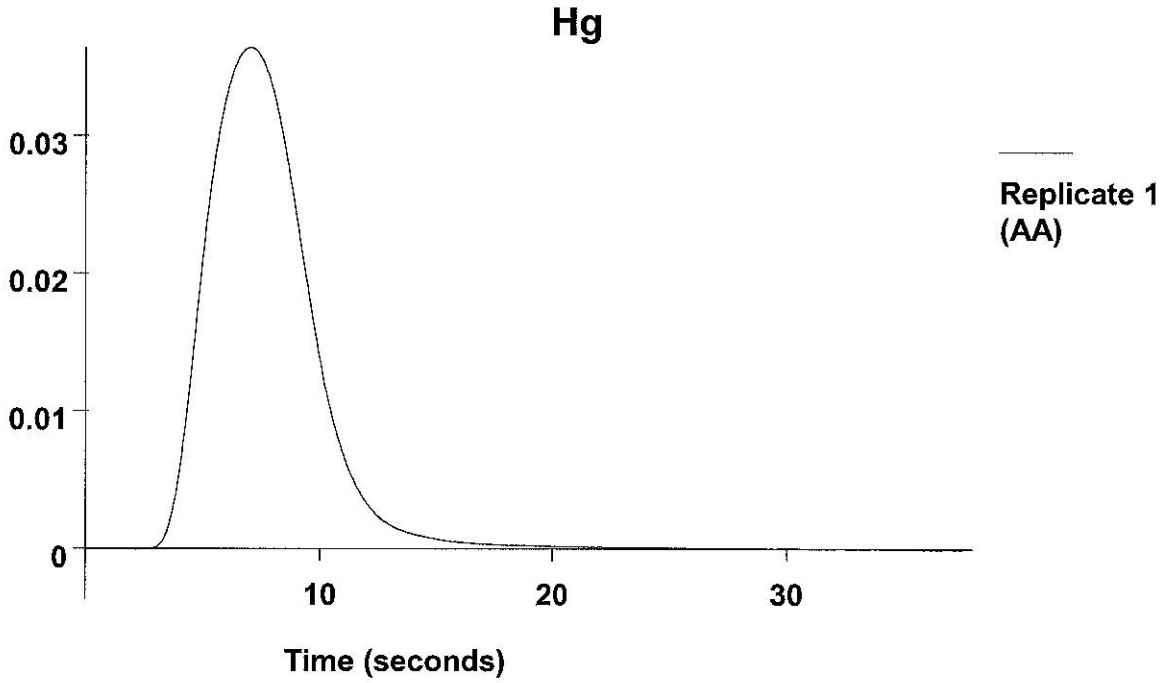

QC value within specified limits.

Element: Hg Seq. No.: 16 AS Loc.: 1 Date: 05/01/2012
Sample ID: CCB

Repl #	SampleConc µg/L	StndConc µg/L	BlnkCorr Signal	Peak Area	Peak Height	Time	Peak Stored
1	0.061	0.061	-0.0002	0.0014	0.0001	1 05:08:27	Yes

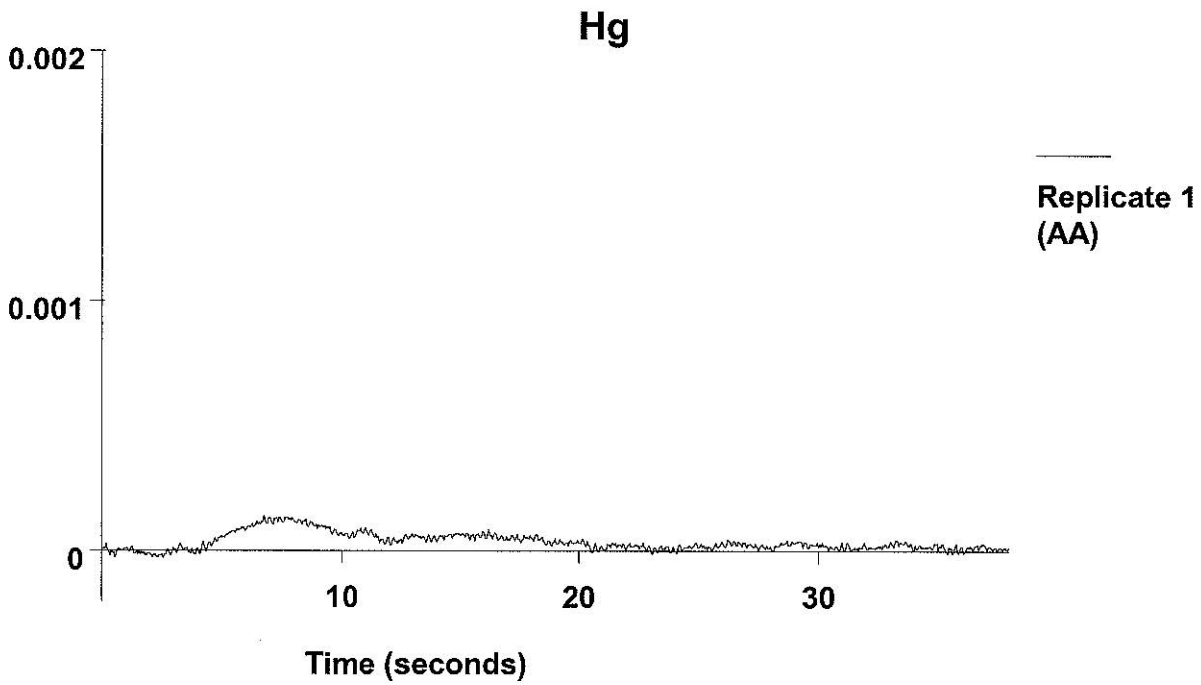

QC value within specified limits.

==========

Element: Hg Seq. No.: 17 AS Loc.: 8 Date: 05/01/2012
Sample ID: 128584MB

Repl #	SampleConc µg/L	StndConc µg/L	BlnkCorr Signal	Peak Area	Peak Height	Time	Peak Stored
1	0.046	0.046	-0.0003	-0.0009	0.0000	1 05:10:16	Yes

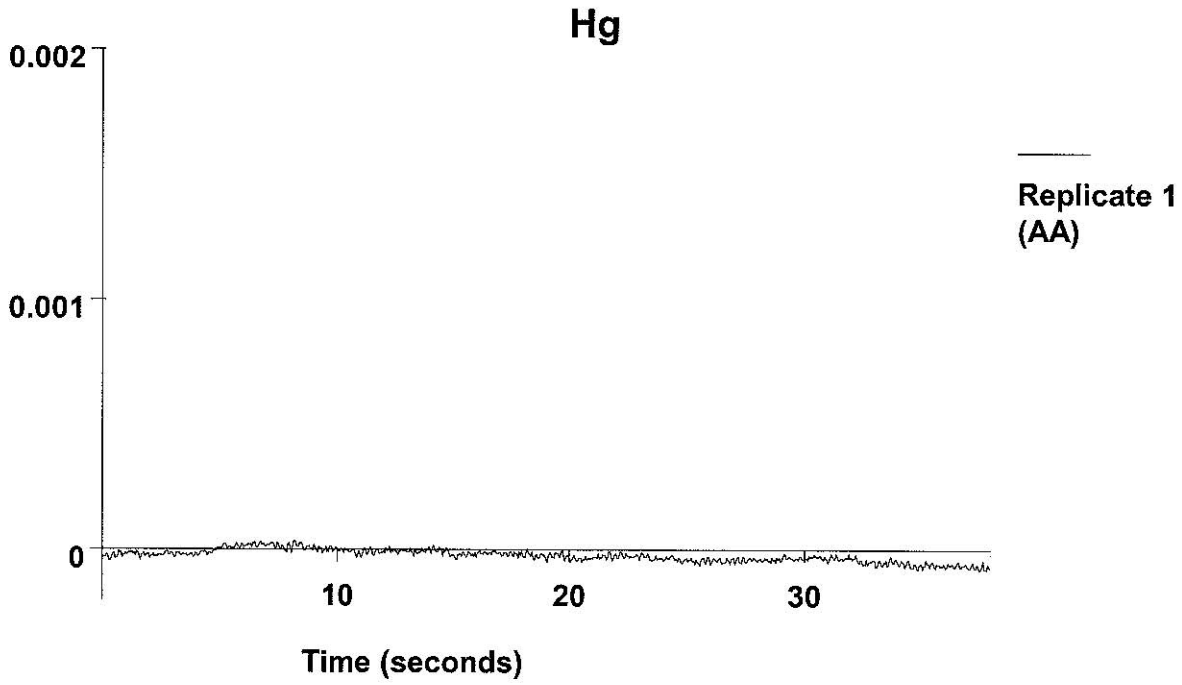

==========

Element: Hg Seq. No.: 18 AS Loc.: 9 Date: 05/01/2012
Sample ID: 128585LCS

Repl #	SampleConc µg/L	StndConc µg/L	BlnkCorr Signal	Peak Area	Peak Height	Time	Peak Stored
1	2.88	2.88	0.0219	0.1123	0.0223	1 05:12:05	Yes

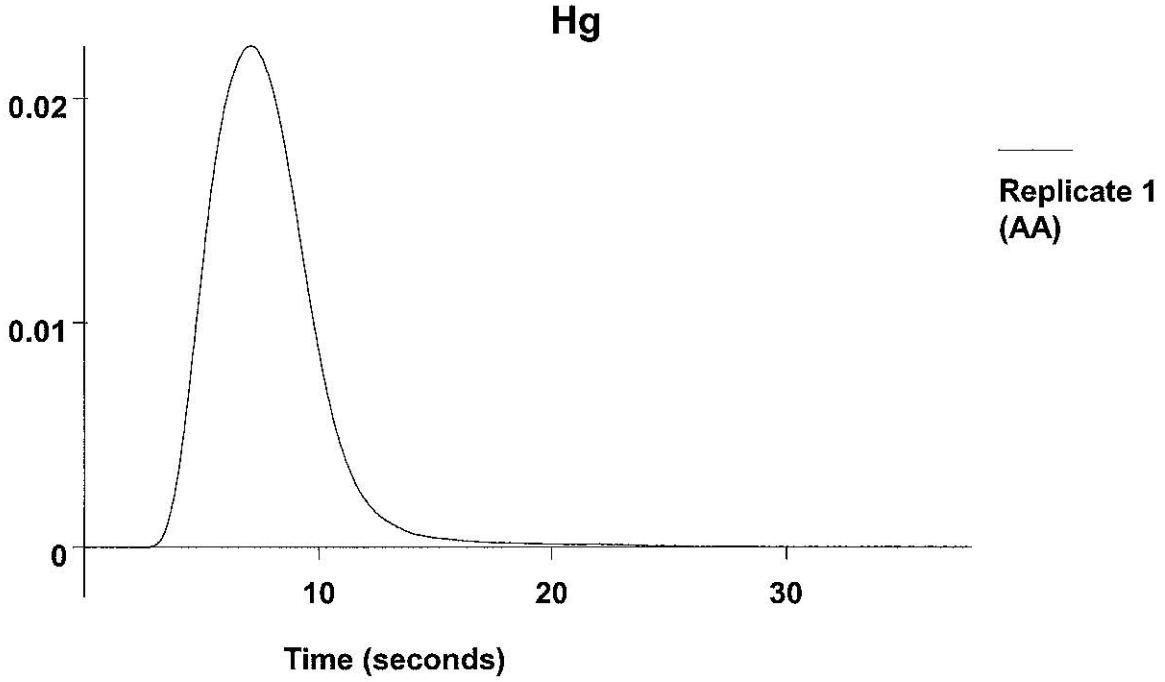

Element: Hg Seq. No.: 19 AS Loc.: 10 Date: 05/01/2012
Sample ID: 128586LCSD

Repl #	SampleConc µg/L	StndConc µg/L	BlnkCorr Signal	Peak Area	Peak Height	Time	Peak Stored
1	2.79	2.79	0.0212	0.1115	0.0215	1 05:13:50	Yes

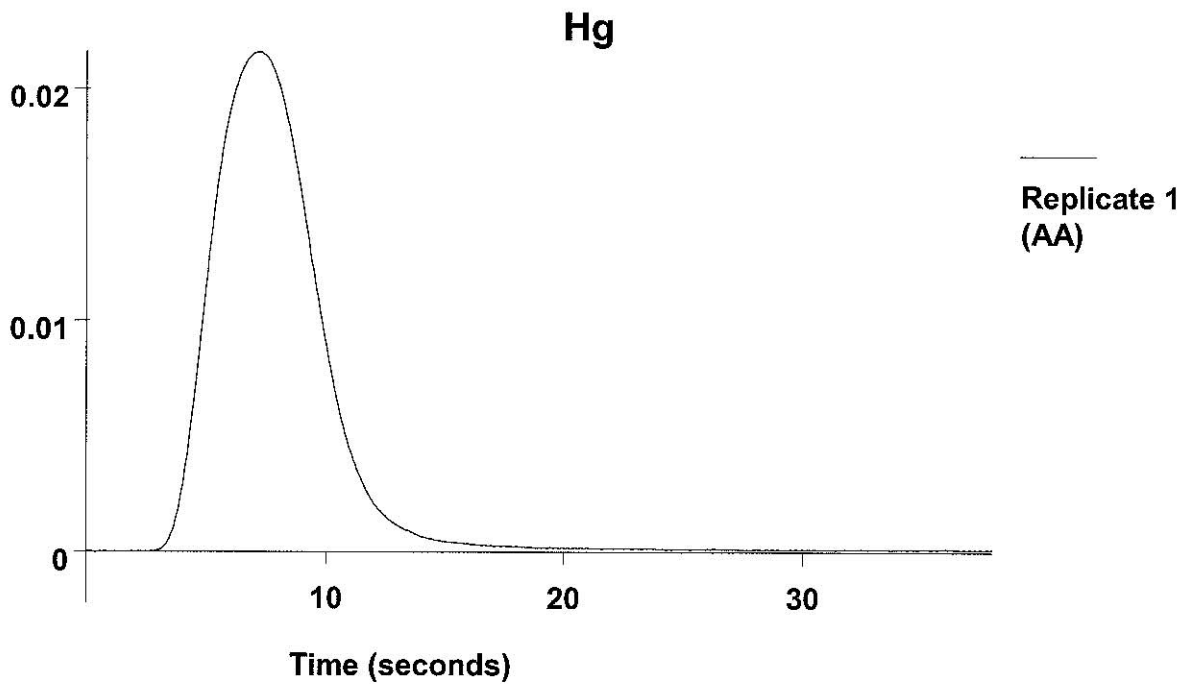

Element: Hg Seq. No.: 20 AS Loc.: 11 Date: 05/01/2012
Sample ID: 350586402

Repl #	SampleConc µg/L	StndConc µg/L	BlnkCorr Signal	Peak Area	Peak Height	Time	Peak Stored
1	0.050	0.050	-0.0003	-0.0026	0.0001	1 05:15:37	Yes

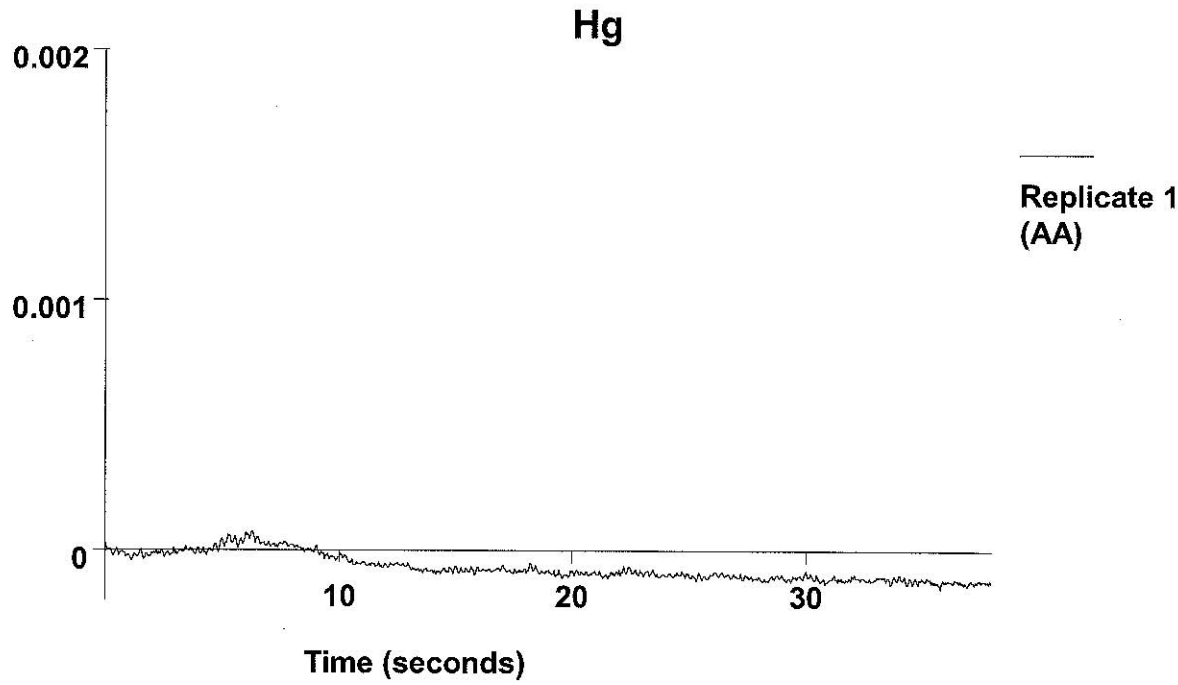

Element: Hg Seq. No.: 21 AS Loc.: 12 Date: 05/01/2012

Sample ID: 128587MS

Repl #	SampleConc µg/L	StndConc µg/L	BlnkCorr Signal	Peak Area	Peak Height		Time	Peak Stored
1	3.01	3.01	0.0229	0.1106	0.0233	1	05:17:25	Yes

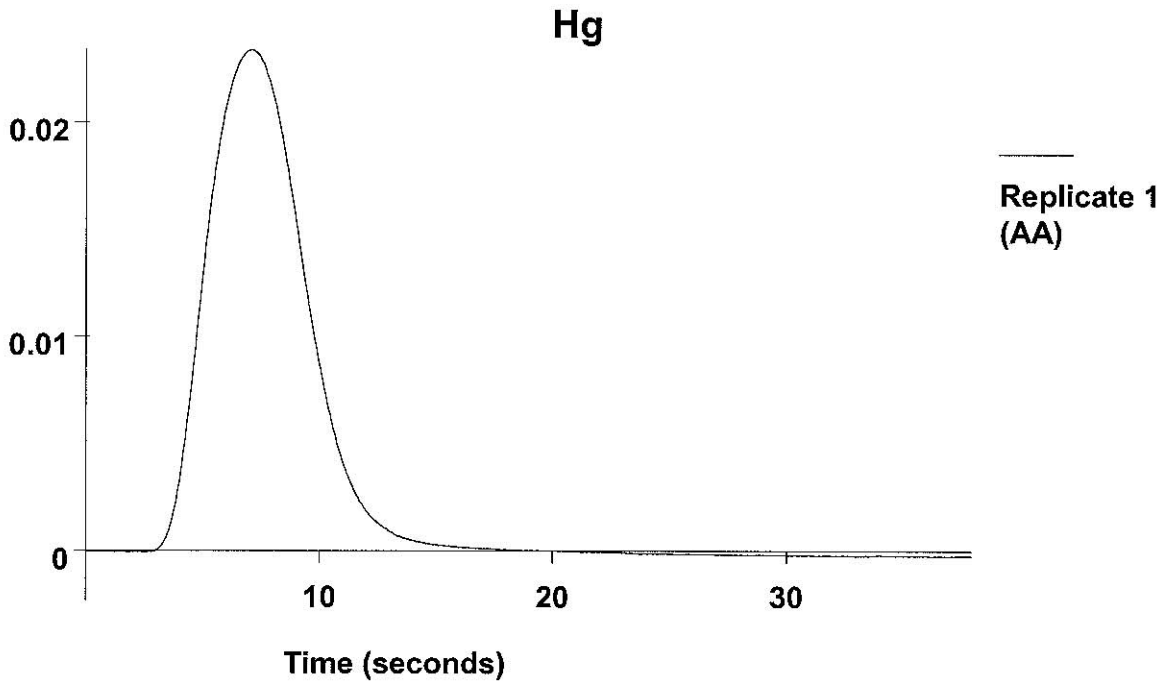

Element: Hg Seq. No.: 22 AS Loc.: 13 Date: 05/01/2012
Sample ID: 128588MSD

Repl #	SampleConc µg/L	StndConc µg/L	BlnkCorr Signal	Peak Area	Peak Height		Time	Peak Stored
1	2.95	2.95	0.0224	0.1108	0.0228	1	05:19:13	Yes

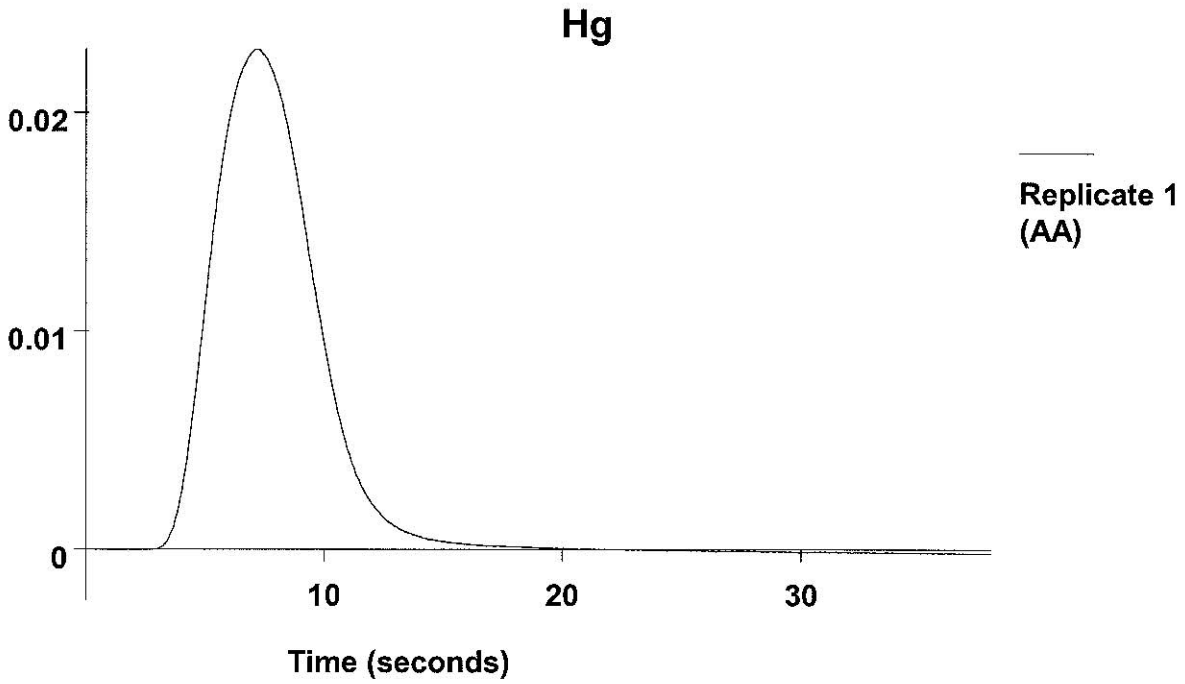

==========

Element: Hg Seq. No.: 23 AS Loc.: 14 Date: 05/01/2012

Sample ID: 350586416

Repl #	SampleConc µg/L	StndConc µg/L	BlnkCorr Signal	Peak Area	Peak Height	Time	Peak Stored
1	0.054	0.054	-0.0003	-0.0020	0.0001	1 05:21:03	Yes

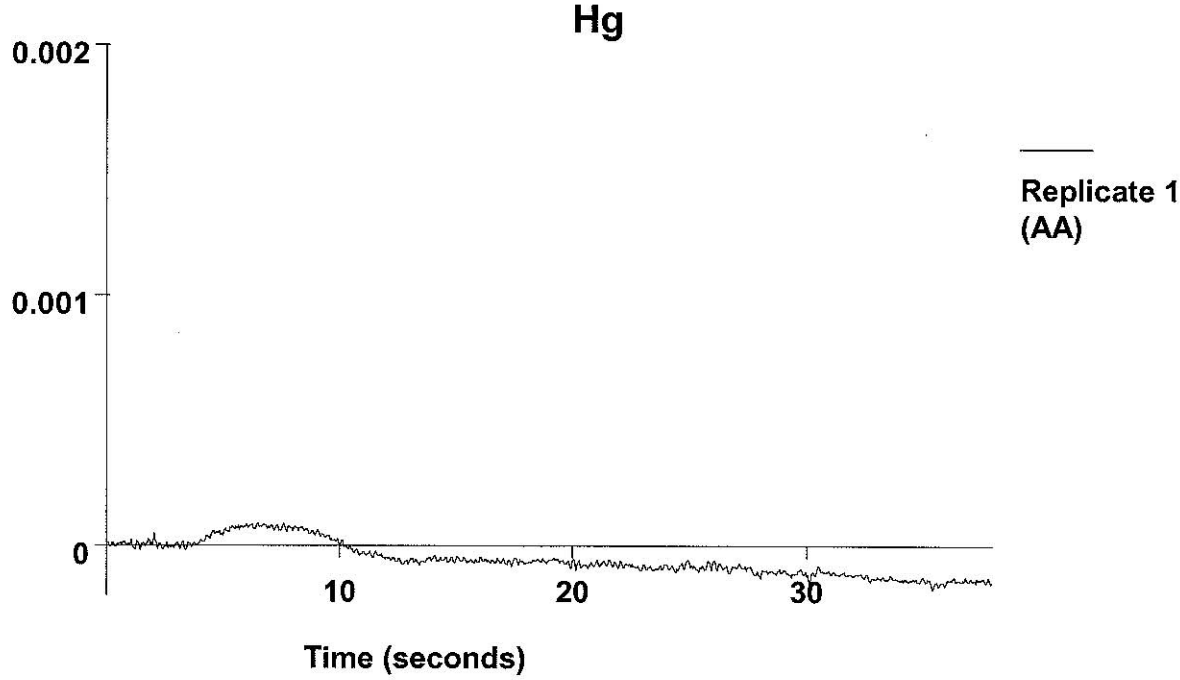

==========

Element: Hg Seq. No.: 24 AS Loc.: 5 Date: 05/01/2012

Sample ID: CCV

Repl #	SampleConc µg/L	StndConc µg/L	BlnkCorr Signal	Peak Area	Peak Height	Time	Peak Stored
1	4.84	4.84	0.0372	0.1906	0.0376	1 05:22:54	Yes

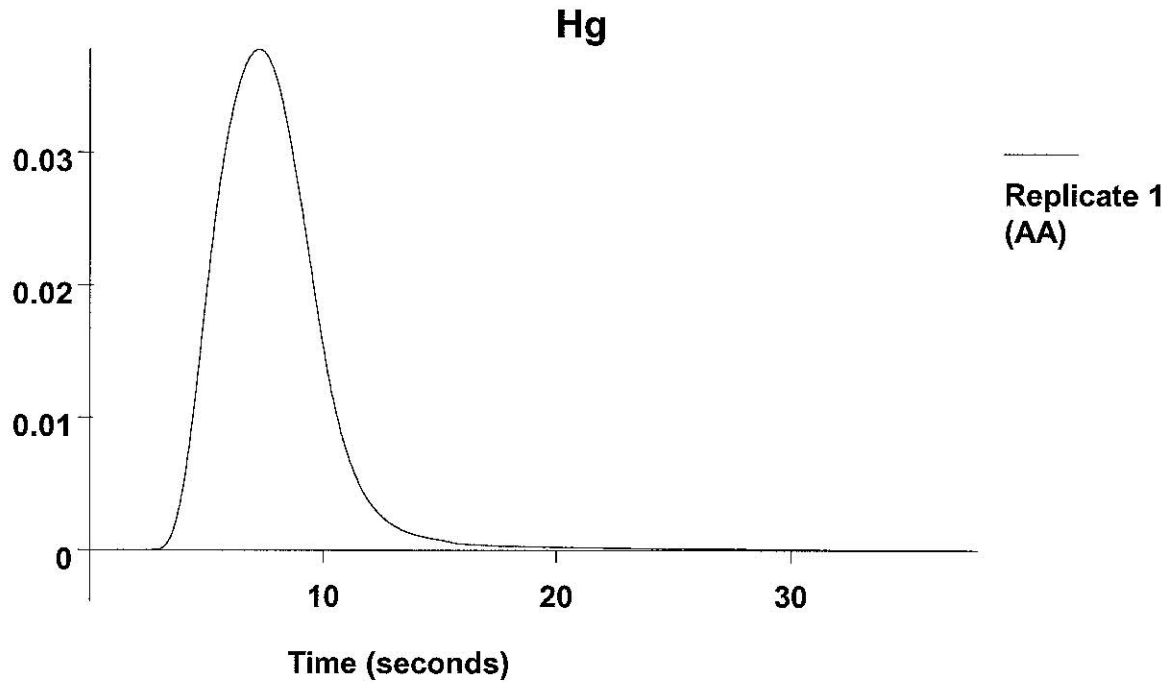

QC value within specified limits.

Element: Hg Seq. No.: 25 AS Loc.: 1 Date: 05/01/2012
Sample ID: CCB

Repl #	SampleConc µg/L	StndConc µg/L	BlnkCorr Signal	Peak Area	Peak Height	Time	Peak Stored
1	0.057	0.057	-0.0003	0.0001	0.0001	1 05:24:41	Yes

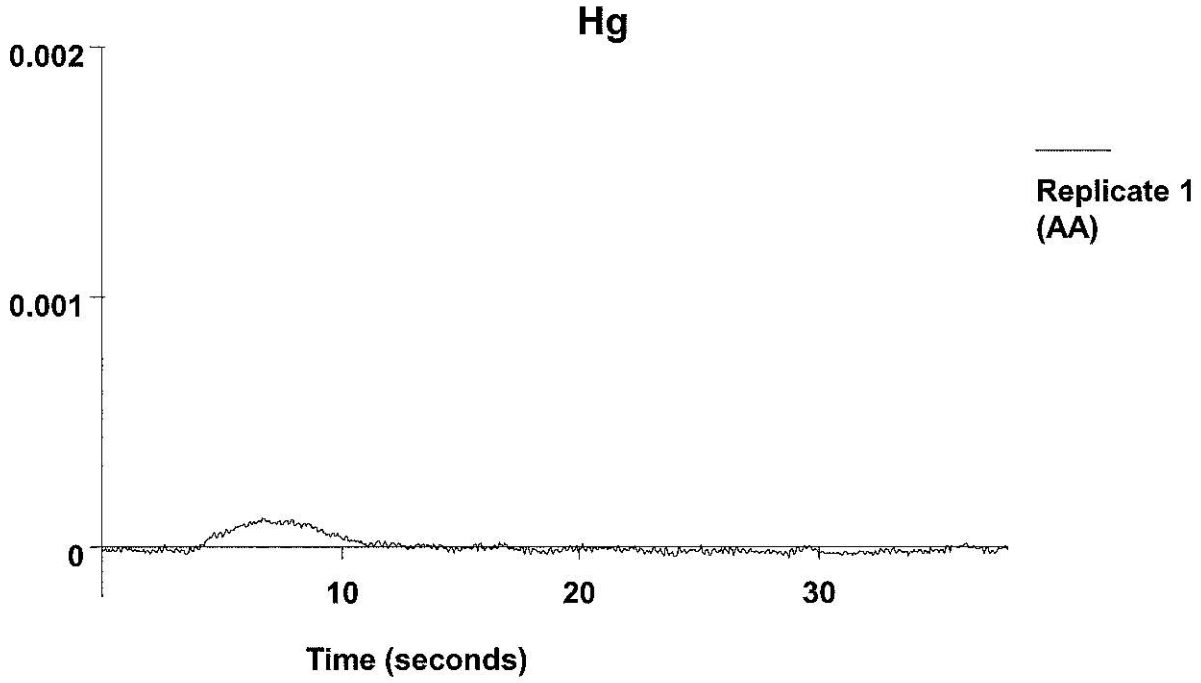

QC value within specified limits.

==========

Element: Hg Seq. No.: 26 AS Loc.: 15 Date: 05/01/2012
Sample ID: 350589202

Repl #	SampleConc µg/L	StndConc µg/L	BlnkCorr Signal	Peak Area	Peak Height		Time	Peak Stored
1	0.051	0.051	-0.0003	0.0010	0.0001	1	05:26:30	Yes

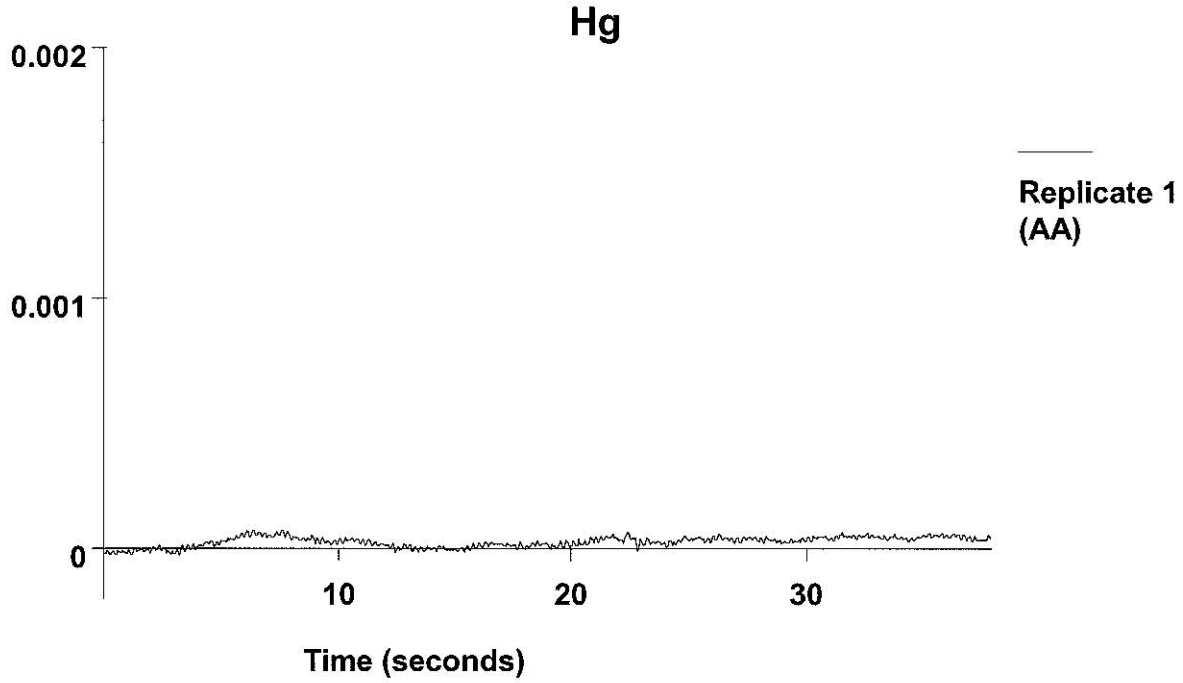

==========

Element: Hg Seq. No.: 27 AS Loc.: 16 Date: 05/01/2012
Sample ID: 350589203

Repl #	SampleConc µg/L	StndConc µg/L	BlnkCorr Signal	Peak Area	Peak Height	Time	Peak Stored
1	0.056	0.056	-0.0003	0.0001	0.0001	1 05:28:22	Yes

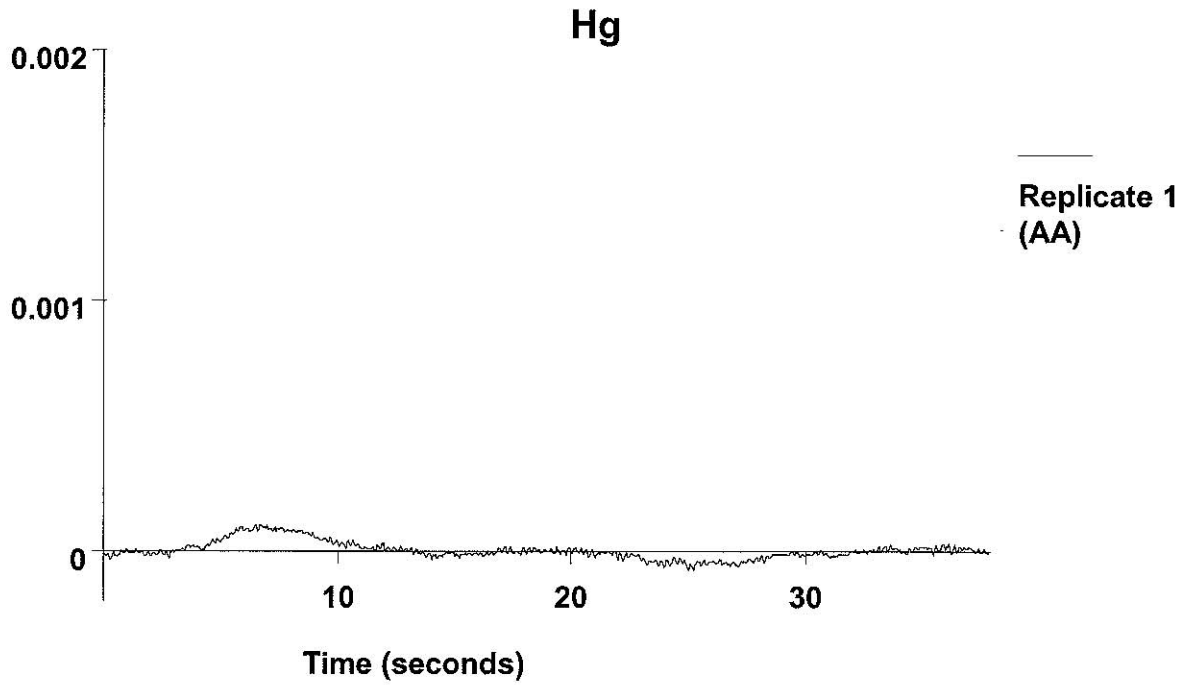

Element: Hg Seq. No.: 28 AS Loc.: 17 Date: 05/01/2012
Sample ID: 350589204

Repl #	SampleConc µg/L	StndConc µg/L	BlnkCorr Signal	Peak Area	Peak Height	Time	Peak Stored
1	0.050	0.050	-0.0003	-0.0028	0.0001	1 05:30:10	Yes

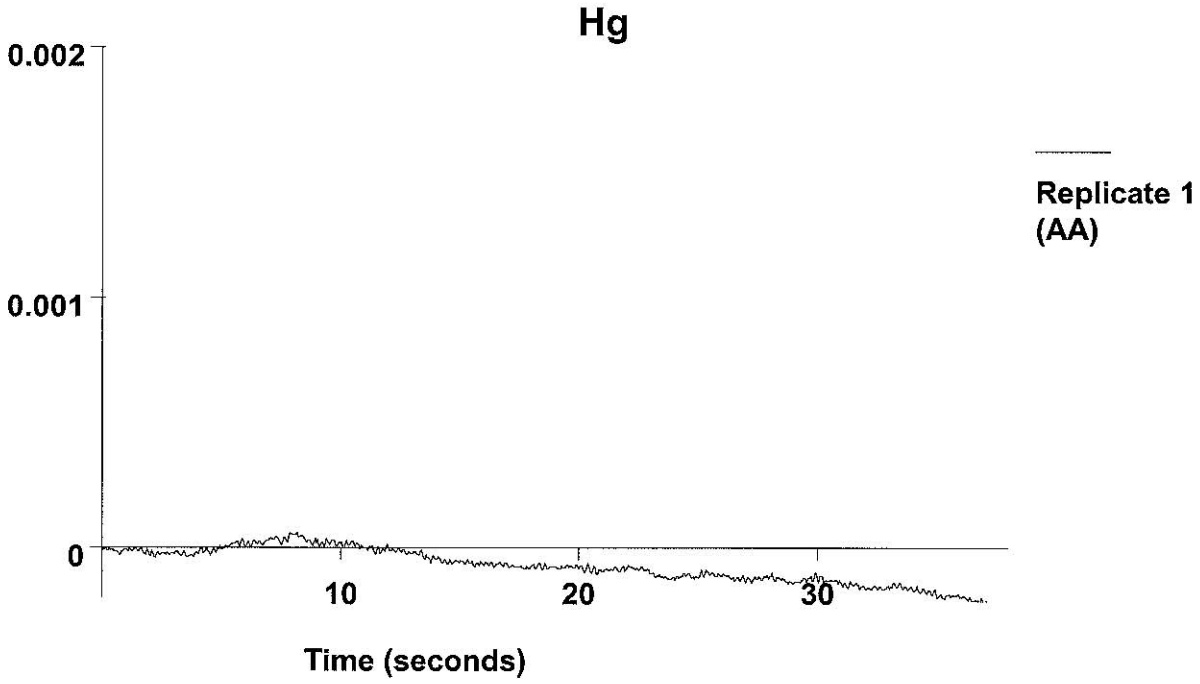

==========

Element: Hg Seq. No.: 29 AS Loc.: 18 Date: 05/01/2012

Sample ID: 350589205

Repl #	SampleConc µg/L	StndConc µg/L	BlnkCorr Signal	Peak Area	Peak Height	Time	Peak Stored
1	0.053	0.053	-0.0003	-0.0008	0.0001	1 05:31:55	Yes

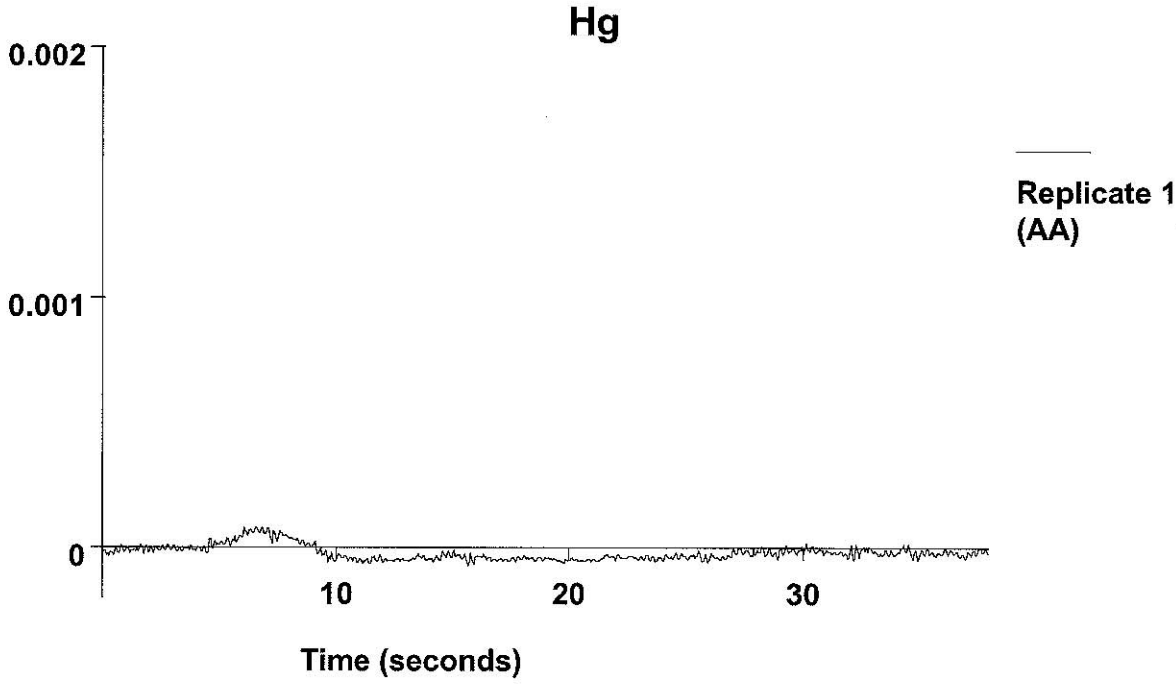

==========

Element: Hg Seq. No.: 30 AS Loc.: 19 Date: 05/01/2012

Sample ID: 350588806

Repl #	SampleConc µg/L	StndConc µg/L	BlnkCorr Signal	Peak Area	Peak Height		Time	Peak Stored
1	0.054	0.054	-0.0003	0.0015	0.0001	1	05:33:41	Yes

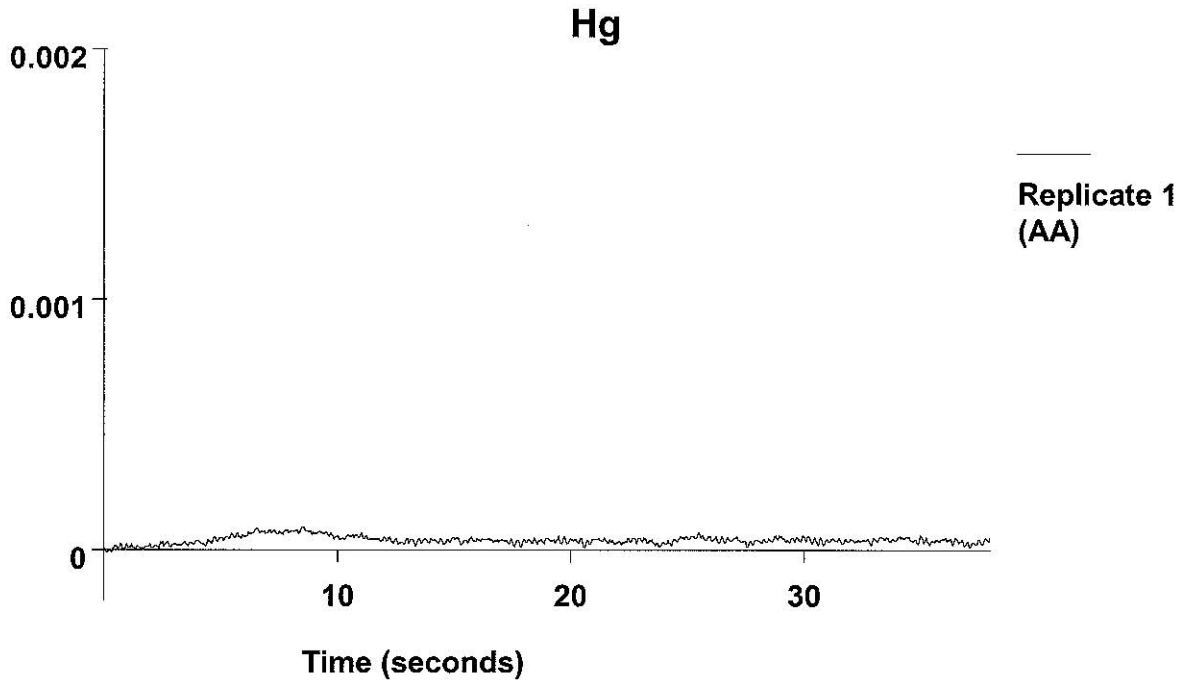

Element: Hg Seq. No.: 31 AS Loc.: 20 Date: 05/01/2012
Sample ID: 350586402L

Repl #	SampleConc µg/L	StndConc µg/L	BlnkCorr Signal	Peak Area	Peak Height		Time	Peak Stored
1	0.055	0.055	-0.0003	0.0014	0.0001	1	05:35:28	Yes

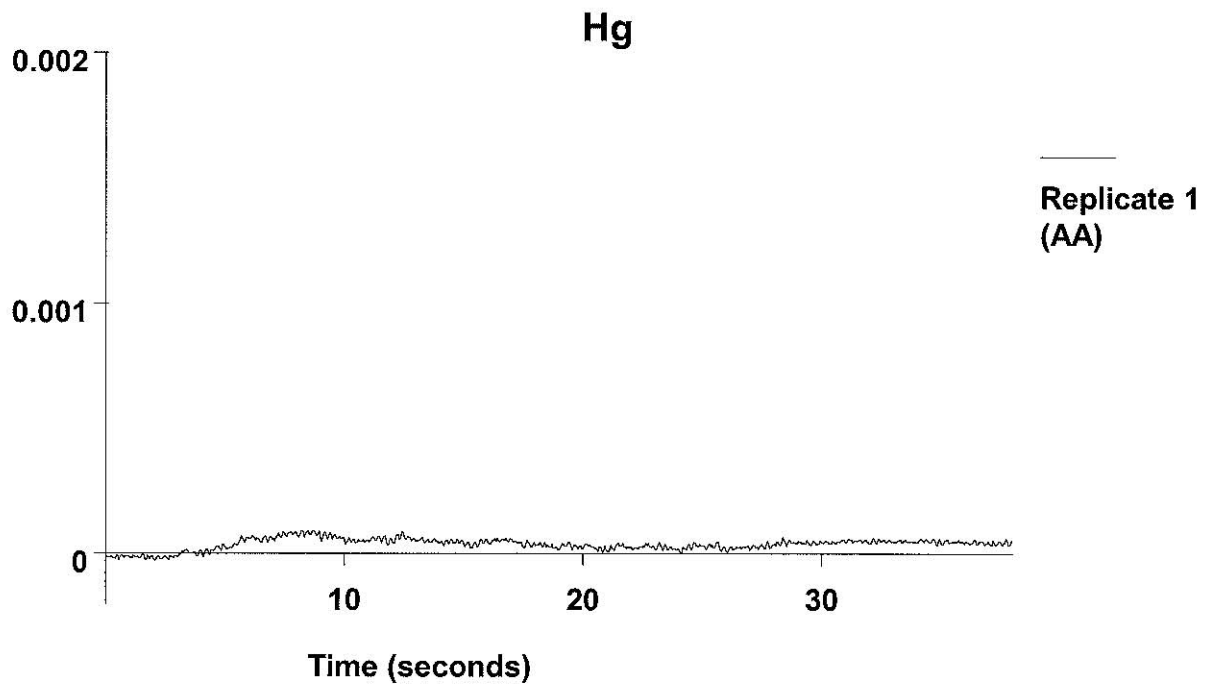

==========

Element: Hg Seq. No.: 32 AS Loc.: 21 Date: 05/01/2012

Sample ID: 350586402A

Repl #	SampleConc µg/L	StndConc µg/L	BlnkCorr Signal	Peak Area	Peak Height	Time	Peak Stored
1	3.02	3.02	0.0230	0.1170	0.0233	1 05:37:15	Yes

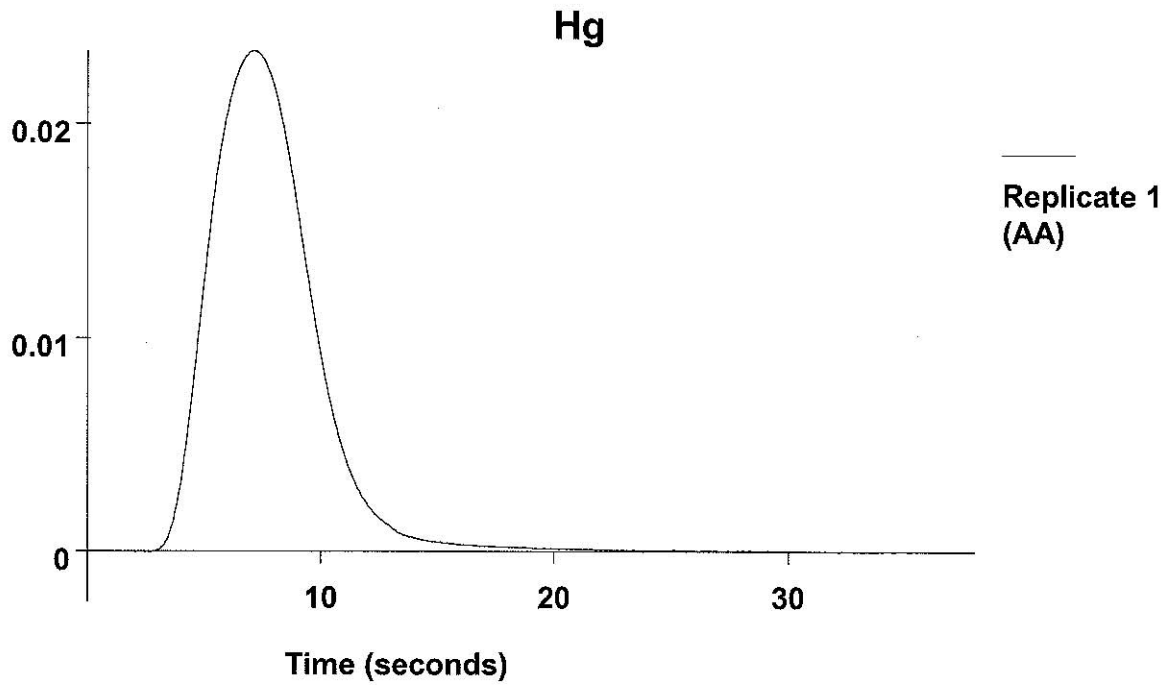

==========

Element: Hg Seq. No.: 33 AS Loc.: 5 Date: 05/01/2012

Sample ID: CCV

Repl #	SampleConc µg/L	StndConc µg/L	BlnkCorr Signal	Peak Area	Peak Height		Time	Peak Stored
1	4.98	4.98	0.0384	0.1903	0.0387	1	05:39:03	Yes

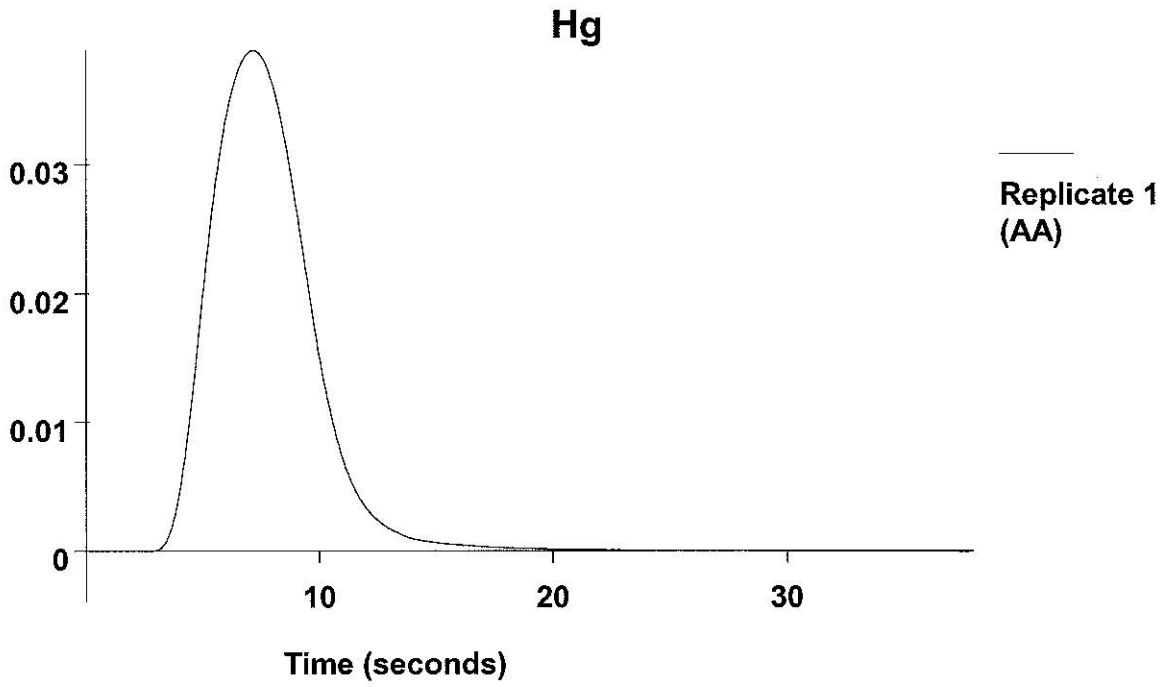

QC value within specified limits.

Element: Hg Seq. No.: 34 AS Loc.: 1 Date: 05/01/2012
Sample ID: CCB

Repl #	SampleConc µg/L	StndConc µg/L	BlnkCorr Signal	Peak Area	Peak Height		Time	Peak Stored
1	0.056	0.056	-0.0003	-0.0034	0.0001	1	05:40:49	Yes

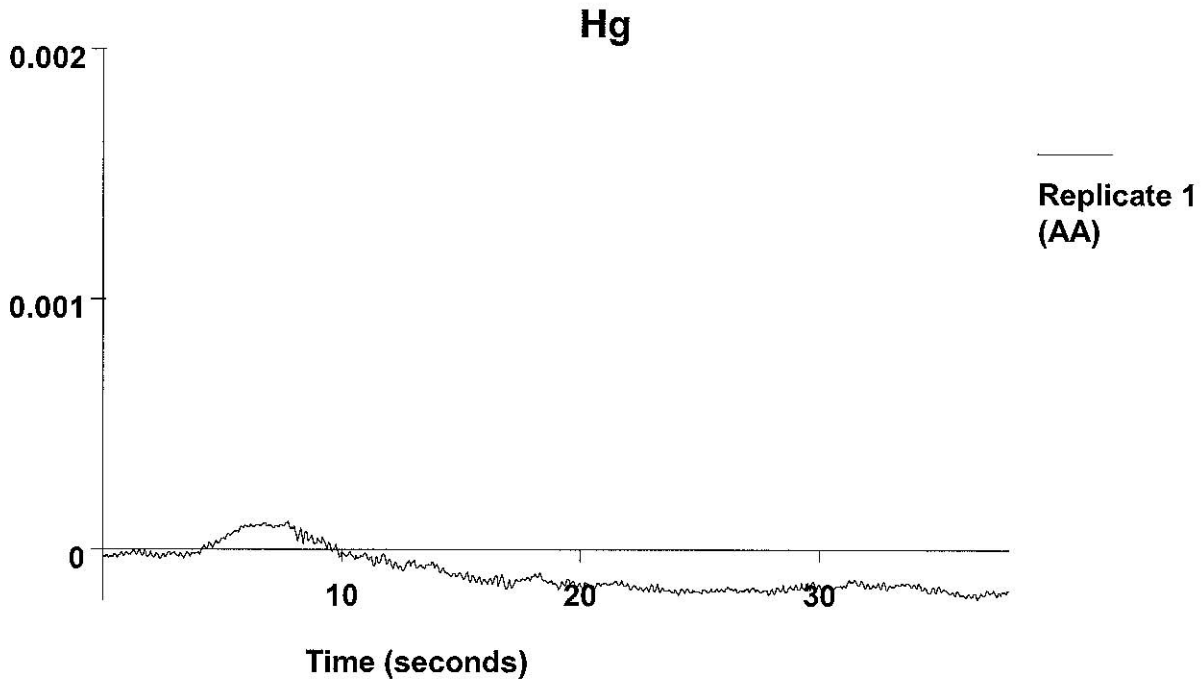

QC value within specified limits.

Seq. No.	1	AS Loc:	1	Date:	5/ 1/12			
Sample ID:	Calib Blank							
Elem	SampleConc	StndConc	Blank Corr Signal	Pk Area	BG Area	Pk Ht	BG Ht	Time
Hg			0.0004	-0.0017	158.2703	0.0004	4.1650	16:35:37
Auto-zero performed.								
Mean:			0.0004					
SD:								
%RSD:								

Seq. No.	2	AS Loc:	2	Date:	5/ 1/12			
Sample ID:	CS1							
Elem	SampleConc	StndConc	Blank Corr Signal	Pk Area	BG Area	Pk Ht	BG Ht	Time
Hg			0.0010	0.0069	158.2831	0.0013	4.1654	16:37:24
[Hg] Standard number 1 applied. [0.200]								
Correlation Coefficient: 1.00000		Slope: 0.00486						
Intercept : 0.00000								
Mean:			0.0010					
SD:								
%RSD:								

Seq. No.	3	AS Loc:	3	Date:	5/ 1/12			
Sample ID:	CS2							
Elem	SampleConc	StndConc	Blank Corr Signal	Pk Area	BG Area	Pk Ht	BG Ht	Time
Hg			0.0015	0.0091	158.2876	0.0019	4.1655	16:39:13
[Hg] Standard number 2 applied. [0.500]								
Correlation Coefficient: 0.96190		Slope: 0.00293						
Intercept : 0.00014								
Mean:			0.0015					
SD:								
%RSD:								

Seq. No.	4	AS Loc:	4	Date:	5/ 1/12			
Sample ID:	CS3							
Elem	SampleConc	StndConc	Blank Corr Signal	Pk Area	BG Area	Pk Ht	BG Ht	Time
Hg			0.0077	0.0470	158.2938	0.0080	4.1656	16:41:02
[Hg] Standard number 3 applied. [1.00]								
Correlation Coefficient: 0.94890		Slope: 0.00757						
Intercept : -0.00068								
Mean:			0.0077					
SD:								
%RSD:								

Seq. No.	5	AS Loc:	5	Date:	5/ 1/12			
Sample ID:	CS4							
Elem	SampleConc	StndConc	Blank Corr Signal	Pk Area	BG Area	Pk Ht	BG Ht	Time
Hg			0.0392	0.2254	158.2947	0.0396	4.1656	16:42:52
[Hg] Standard number 4 applied. [5.00]								
Correlation Coefficient: 0.99833		Slope: 0.00800						
Intercept : -0.00085								
Mean:			0.0392					
SD:								
%RSD:								

Seq. No.	6	AS Loc:	6	Date:	5/ 1/12			
Sample ID:	CS5							
Elem	SampleConc	StndConc	Blank Corr Signal	Pk Area	BG Area	Pk Ht	BG Ht	Time
Hg			0.0774	0.4613	158.2993	0.0778	4.1658	16:44:43
[Hg] Standard number 5 applied. [10.0]								
Correlation Coefficient: 0.99957		Slope: 0.00784						
Intercept : -0.00070								
Mean:			0.0774					
SD:								
%RSD:								

Seq. No.	7	AS Loc:	7	Date:	5/ 1/12			
Sample ID:	ICV							
Elem	SampleConc	StndConc	Blank Corr Signal	Pk Area	BG Area	Pk Ht	BG Ht	Time
Hg	3.06µg/L	3.06µg/L	0.0233	0.1348	158.3063	0.0237	4.1660	16:46:40
QC value within specified limits.								
Mean:	3.06µg/L	3.06µg/L	0.0233					
SD:	0.000µg/L	0.000µg/L						
%RSD:								

Seq. No.	8	AS Loc:	1	Date:	5/ 1/12			
Sample ID:	ICB							
Elem	SampleConc	StndConc	Blank Corr Signal	Pk Area	BG Area	Pk Ht	BG Ht	Time
Hg	0.059µg/L	0.059µg/L	-0.0002	-0.0009	158.3190	0.0001	4.1663	16:48:28
QC value within specified limits.								
Mean:	0.059µg/L	0.059µg/L	-0.0002					
SD:	0.000µg/L	0.000µg/L						
%RSD:								

Seq. No.	9	AS Loc:	5	Date:	5/ 1/12			
Sample ID:	CCV							
Elem	SampleConc	StndConc	Blank Corr Signal	Pk Area	BG Area	Pk Ht	BG Ht	Time
Hg	5.00µg/L	5.00µg/L	0.0385	0.2274	158.3257	0.0389	4.1665	16:50:16
QC value within specified limits.								
Mean:	5.00µg/L	5.00µg/L	0.0385					
SD:	0.000µg/L	0.000µg/L						
%RSD:								

Seq. No.	10	AS Loc:	1	Date:	5/ 1/12			
Sample ID:	CCB							
Elem	SampleConc	StndConc	Blank Corr Signal	Pk Area	BG Area	Pk Ht	BG Ht	Time
Hg	0.053µg/L	0.053µg/L	-0.0003	-0.0027	158.3399	0.0001	4.1668	16:52:04
QC value within specified limits.								
Mean:	0.053µg/L	0.053µg/L	-0.0003					
SD:	0.000µg/L	0.000µg/L						
%RSD:								

Seq. No.	11	AS Loc:	8	Date:	5/ 1/12			
Sample ID:	128584MB							
Elem	SampleConc	StndConc	Blank Corr Signal	Pk Area	BG Area	Pk Ht	BG Ht	Time
Hg	0.045µg/L	0.045µg/L	-0.0004	-0.0040	158.3562	0.0000	4.1673	16:53:53
Mean:	0.045µg/L	0.045µg/L	-0.0004					
SD:	0.000µg/L	0.000µg/L						
%RSD:								

Seq. No.	12	AS Loc:	9	Date:	5/ 1/12			
Sample ID:	128585LCS							
Elem	SampleConc	StndConc	Blank Corr Signal	Pk Area	BG Area	Pk Ht	BG Ht	Time
Hg	3.11µg/L	3.11µg/L	0.0237	0.1410	158.3990	0.0240	4.1684	16:55:41
Mean:	3.11µg/L	3.11µg/L	0.0237					
SD:	0.000µg/L	0.000µg/L						
%RSD:								

Seq. No.	13	AS Loc:	7	Date:	5/ 1/12			
Sample ID:	ICV							
Elem	SampleConc	StndConc	Blank Corr Signal	Pk Area	BG Area	Pk Ht	BG Ht	Time
Hg	2.87µg/L	2.87µg/L	0.0218	0.1096	158.4570	0.0222	4.1699	17:03:05
QC value within specified limits.								
Mean:	2.87µg/L	2.87µg/L	0.0218					
SD:	0.000µg/L	0.000µg/L						
%RSD:								

Seq. No.	14	AS Loc:	1	Date:	5/ 1/12			
Sample ID:	ICB							
Elem	SampleConc	StndConc	Blank Corr Signal	Pk Area	BG Area	Pk Ht	BG Ht	Time
Hg	0.063µg/L	0.063µg/L	-0.0002	0.0008	158.4686	0.0002	4.1702	17:04:53
QC value within specified limits.								
Mean:	0.063µg/L	0.063µg/L	-0.0002					
SD:	0.000µg/L	0.000µg/L						
%RSD:								

Seq. No.	15	AS Loc:	5	Date:	5/ 1/12			
Sample ID:	CCV							
Elem	SampleConc	StndConc	Blank Corr Signal	Pk Area	BG Area	Pk Ht	BG Ht	Time
Hg	4.66µg/L	4.66µg/L	0.0359	0.1827	158.4764	0.0362	4.1704	17:06:41
QC value within specified limits.								
Mean:	4.66µg/L	4.66µg/L	0.0359					
SD:	0.000µg/L	0.000µg/L						
%RSD:								

Seq. No.	16	AS Loc:	1	Date:	5/ 1/12			
Sample ID:	CCB							
Elem	SampleConc	StndConc	Blank Corr Signal	Pk Area	BG Area	Pk Ht	BG Ht	Time
Hg	0.061µg/L	0.061µg/L	-0.0002	0.0014	158.4840	0.0001	4.1706	17:08:27
QC value within specified limits.								
Mean:	0.061µg/L	0.061µg/L	-0.0002					
SD:	0.000µg/L	0.000µg/L						
%RSD:								

Seq. No.	17	AS Loc:	8	Date:	5/ 1/12			
Sample ID:	128584MB							
Elem	SampleConc	StndConc	Blank Corr Signal	Pk Area	BG Area	Pk Ht	BG Ht	Time
Hg	0.046µg/L	0.046µg/L	-0.0003	-0.0009	158.4802	0.0000	4.1705	17:10:16
Mean:	0.046µg/L	0.046µg/L	-0.0003					
SD:	0.000µg/L	0.000µg/L						
%RSD:								

Seq. No.	18	AS Loc:	9	Date:	5/ 1/12			
Sample ID:	128585LCS							
Elem	SampleConc	StndConc	Blank Corr Signal	Pk Area	BG Area	Pk Ht	BG Ht	Time
Hg	2.88µg/L	2.88µg/L	0.0219	0.1123	158.4805	0.0223	4.1706	17:12:05
Mean:	2.88µg/L	2.88µg/L	0.0219					
SD:	0.000µg/L	0.000µg/L						
%RSD:								

Seq. No.	19	AS Loc:	10	Date:	5/ 1/12			
Sample ID:	128586LCSD							
Elem	SampleConc	StndConc	Blank Corr Signal	Pk Area	BG Area	Pk Ht	BG Ht	Time
Hg	2.79µg/L	2.79µg/L	0.0212	0.1115	158.4803	0.0215	4.1705	17:13:50
Mean:	2.79µg/L	2.79µg/L	0.0212					
SD:	0.000µg/L	0.000µg/L						
%RSD:								

Seq. No.	20	AS Loc:	11	Date:	5/ 1/12			
Sample ID:	350586402							
Elem	SampleConc	StndConc	Blank Corr Signal	Pk Area	BG Area	Pk Ht	BG Ht	Time
Hg	0.050µg/L	0.050µg/L	-0.0003	-0.0026	158.4756	0.0001	4.1704	17:15:37
Mean:	0.050µg/L	0.050µg/L	-0.0003					
SD:	0.000µg/L	0.000µg/L						
%RSD:								

Seq. No.	21	AS Loc:	12	Date:	5/ 1/12			
Sample ID:	128587MS							
Elem	SampleConc	StndConc	Blank Corr Signal	Pk Area	BG Area	Pk Ht	BG Ht	Time
Hg	3.01µg/L	3.01µg/L	0.0229	0.1106	158.4846	0.0233	4.1707	17:17:25
Mean:	3.01µg/L	3.01µg/L	0.0229					
SD:	0.000µg/L	0.000µg/L						
%RSD:								

Seq. No.	22	AS Loc:	13	Date:	5/ 1/12			
Sample ID:	128588MSD							
Elem	SampleConc	StndConc	Blank Corr Signal	Pk Area	BG Area	Pk Ht	BG Ht	Time
Hg	2.95µg/L	2.95µg/L	0.0224	0.1108	158.5106	0.0228	4.1713	17:19:13
Mean:	2.95µg/L	2.95µg/L	0.0224					
SD:	0.000µg/L	0.000µg/L						
%RSD:								

Seq. No.	23	AS Loc:	14	Date:	5/ 1/12			
Sample ID:	350586416							
Elem	SampleConc	StndConc	Blank Corr Signal	Pk Area	BG Area	Pk Ht	BG Ht	Time
Hg	0.054µg/L	0.054µg/L	-0.0003	-0.0020	158.5346	0.0001	4.1720	17:21:03
Mean:	0.054µg/L	0.054µg/L	-0.0003					
SD:	0.000µg/L	0.000µg/L						
%RSD:								

Seq. No.	24	AS Loc:	5	Date:	5/ 1/12			
Sample ID:	CCV							
Elem	SampleConc	StndConc	Blank Corr Signal	Pk Area	BG Area	Pk Ht	BG Ht	Time
Hg	4.84µg/L	4.84µg/L	0.0372	0.1906	158.5497	0.0376	4.1723	17:22:54
QC value within specified limits.								
Mean:	4.84µg/L	4.84µg/L	0.0372					

SD:	0.000µg/L	0.000µg/L
%RSD:		

Seq. No. 25 AS Loc: 1 Date: 5/ 1/12
Sample ID: CCB

Elem	SampleConc	StndConc	Blank Corr Signal	Pk Area	BG Area	Pk Ht	BG Ht	Time
Hg	0.057µg/L	0.057µg/L	-0.0003	0.0001	158.5535	0.0001	4.1725	17:24:41
QC value within specified limits.								
Mean:	0.057µg/L	0.057µg/L	-0.0003					
SD:	0.000µg/L	0.000µg/L						
%RSD:								

Seq. No. 26 AS Loc: 15 Date: 5/ 1/12
Sample ID: 350589202

Elem	SampleConc	StndConc	Blank Corr Signal	Pk Area	BG Area	Pk Ht	BG Ht	Time
Hg	0.051µg/L	0.051µg/L	-0.0003	0.0010	158.5536	0.0001	4.1725	17:26:30
Mean:	0.051µg/L	0.051µg/L	-0.0003					
SD:	0.000µg/L	0.000µg/L						
%RSD:								

Seq. No. 27 AS Loc: 16 Date: 5/ 1/12
Sample ID: 350589203

Elem	SampleConc	StndConc	Blank Corr Signal	Pk Area	BG Area	Pk Ht	BG Ht	Time
Hg	0.056µg/L	0.056µg/L	-0.0003	0.0001	158.5498	0.0001	4.1724	17:28:22
Mean:	0.056µg/L	0.056µg/L	-0.0003					
SD:	0.000µg/L	0.000µg/L						
%RSD:								

Seq. No. 28 AS Loc: 17 Date: 5/ 1/12
Sample ID: 350589204

Elem	SampleConc	StndConc	Blank Corr Signal	Pk Area	BG Area	Pk Ht	BG Ht	Time
Hg	0.050µg/L	0.050µg/L	-0.0003	-0.0028	158.5614	0.0001	4.1727	17:30:10
Mean:	0.050µg/L	0.050µg/L	-0.0003					
SD:	0.000µg/L	0.000µg/L						
%RSD:								

Seq. No. 29 AS Loc: 18 Date: 5/ 1/12
Sample ID: 350589205

Elem	SampleConc	StndConc	Blank Corr Signal	Pk Area	BG Area	Pk Ht	BG Ht	Time
Hg	0.053µg/L	0.053µg/L	-0.0003	-0.0008	158.5617	0.0001	4.1727	17:31:55
Mean:	0.053µg/L	0.053µg/L	-0.0003					
SD:	0.000µg/L	0.000µg/L						
%RSD:								

Seq. No. 30 AS Loc: 19 Date: 5/ 1/12
Sample ID: 350588806

Elem	SampleConc	StndConc	Blank Corr Signal	Pk Area	BG Area	Pk Ht	BG Ht	Time
Hg	0.054µg/L	0.054µg/L	-0.0003	0.0015	158.5650	0.0001	4.1728	17:33:41
Mean:	0.054µg/L	0.054µg/L	-0.0003					
SD:	0.000µg/L	0.000µg/L						
%RSD:								

Seq. No.	31	AS Loc:	20	Date:	5/ 1/12			
Sample ID:	350586402L							
Elem	SampleConc	StndConc	Blank Corr Signal	Pk Area	BG Area	Pk Ht	BG Ht	Time
Hg	0.055µg/L	0.055µg/L	-0.0003	0.0014	158.5626	0.0001	4.1727	17:35:28
Mean:	0.055µg/L	0.055µg/L	-0.0003					
SD:	0.000µg/L	0.000µg/L						
%RSD:								

Seq. No.	32	AS Loc:	21	Date:	5/ 1/12			
Sample ID:	350586402A							
Elem	SampleConc	StndConc	Blank Corr Signal	Pk Area	BG Area	Pk Ht	BG Ht	Time
Hg	3.02µg/L	3.02µg/L	0.0230	0.1170	158.5626	0.0233	4.1727	17:37:15
Mean:	3.02µg/L	3.02µg/L	0.0230					
SD:	0.000µg/L	0.000µg/L						
%RSD:								

Seq. No.	33	AS Loc:	5	Date:	5/ 1/12			
Sample ID:	CCV							
Elem	SampleConc	StndConc	Blank Corr Signal	Pk Area	BG Area	Pk Ht	BG Ht	Time
Hg	4.98µg/L	4.98µg/L	0.0384	0.1903	158.5721	0.0387	4.1729	17:39:03
QC value within specified limits.								
Mean:	4.98µg/L	4.98µg/L	0.0384					
SD:	0.000µg/L	0.000µg/L						
%RSD:								

Seq. No.	34	AS Loc:	1	Date:	5/ 1/12			
Sample ID:	CCB							
Elem	SampleConc	StndConc	Blank Corr Signal	Pk Area	BG Area	Pk Ht	BG Ht	Time
Hg	0.056µg/L	0.056µg/L	-0.0003	-0.0034	158.5918	0.0001	4.1735	17:40:49
QC value within specified limits.								
Mean:	0.056µg/L	0.056µg/L	-0.0003					
SD:	0.000µg/L	0.000µg/L						
%RSD:								

STANDARDS LOG

Standard ID	Type	Manufacturer	Mfg Lot	Expires	Volume	Created on	Created by
39044	Mercury_CAL_STK	High Purity	1030115	7/4/2012	125 mL	1/6/2011	ggalvis
1000 UG/ML: Mercury							

Standard ID	Type	Manufacturer	Mfg Lot	Expires	Volume	Created on	Created by
39045	Mercury_ICV_STK	CPI international	09I049	7/5/2012	125 ml	1/12/2011	ggalvis
1000 UG/ML: Mercury							

Standard ID	Type	Manufacturer	Mfg Lot	Expires	Volume	Created on	Created by
45139	HNO3	fisher	1111101	11/30/2014	2.5 L	12/11/2011	ddthompson

3505892

Standard ID	Type	Manufacturer	Mfg Lot	Expires	Volume	Created on	Created by
45797	Mercury_Low_Working			7/4/2012	10 ML	4/11/2012	jbowman
100 UG/L: Mercury							
COMPOSED OF:							
45139: 1 ML 45798: 1 ML							

Standard ID	Type	Manufacturer	Mfg Lot	Expires	Volume	Created on	Created by
45798	Mercury_High_Working			7/4/2012	100 ML	4/11/2012	jbowman
1000 UG/L: Mercury							
COMPOSED OF:							
39044: 0.1 ML 45139: 0.1 ML							

Standard ID	Type	Manufacturer	Mfg Lot	Expires	Volume	Created on	Created by
45799	Mercury_ICV_Working			7/4/2012	100 ML	4/11/2012	jbowman
1000 UG/L: Mercury							

2812

STANDARDS LOG

COMPOSED OF:

39045: 0.1 ML 45139: 0.1 ML

3505892

2813

Spectrum Analytical, Inc. Florida Division

Prepared by: GC
PREP Batch: 050/12 A
LCS/MS/SD Spike: MET# 45799
CAL Spike: MET# 45797, 45798
Balance ID: METI
Filter Lot #: NA
Dig Tube: 1202052

Date Prepared: 05/01/2012
LCS/MS/SD Spike amount: 0.075 mL
Pipette(s) Used for Spikes: P6 WC4
Glass Beads ID: 33394
Thermometer ID: 289366
Water Bath Temperature: 95 °C

Reagents: PM#
$KMnO_4$ 45741
$K_2S_2O_8$ NA
HCl 45535
HNO_3 45139
H_2SO_4 42793
Hydrox. 45740
Carrier ~~45996~~ 46028
Reductant ~~45997~~ 46029

Methods: Water 7470/7470A Soil 7471A/7471B Start time: 10:25 Stop time: 10:55

7471 Soil

	Tube#	Container #	Sample ID	ID	Weight (g) or Volume (mL) 3 Sig Fig	Final volume (mL)	Comment or Notification:	Pilot Batch # : 9270
	8		Blk 050112A	BLK	.257	25.0 mL		Pilot # 128391
	9		LCS	LCS	.259			Pilot # 92
	10		LCSD	LCSD	.256			Pilot # 93
1	11	5	3505888 01		.385		IV 5/7	
1	12		02	MS	.406			Pilot # 94
1	13		03	SD	.453			Pilot # 95
2			02		.474			
3			03		.313			
4		6	04		.284			
5			05		.385			
6		2	3505892 01		.392		IV 5/14	
7								
8								
9								
10								
11								
12								
13								
14								
15								
16								
17								
18								
19								
20								

5/1/12 QB

AS Pos #	Calibration Standards			
1	CAL BLANK			
2	CS1	0.200 ug/L	50.0 uL	MET# 45797
3	CS2	0.500 ug/L	125 uL	MET#
4	CS3	1.00 ug/L	25.0 uL	MET# 45798
5	CS4	5.00 ug/L	125 uL	MET#
6	CS5	10.0 ug/L	250 uL	MET#
7	ICV	3.00 ug/L	75.0 uL	MET# 45799

QB 5/1/12

==========
Method Name: Non-CLP Hg
Method Description: Hg 7470/7471
Element: Hg

Date: 05/01/2012
Technique:FI-MHS
Calibration Type:
Hg, Calc. Intercept : Linear
Wavelength: 253.7 nm
Sample Info Name: 050112A.SIF Results Data Set Name: 050112A

==========
Element: Hg Seq. No.: 1 AS Loc.: 1 Date: 05/01/2012
Sample ID: Calib Blank

Repl #	SampleConc µg/L	StndConc µg/L	BlnkCorr Signal	Peak Area	Peak Height	Time	Peak Stored
1			0.0001	0.0013	0.0001	11:19:38	Yes

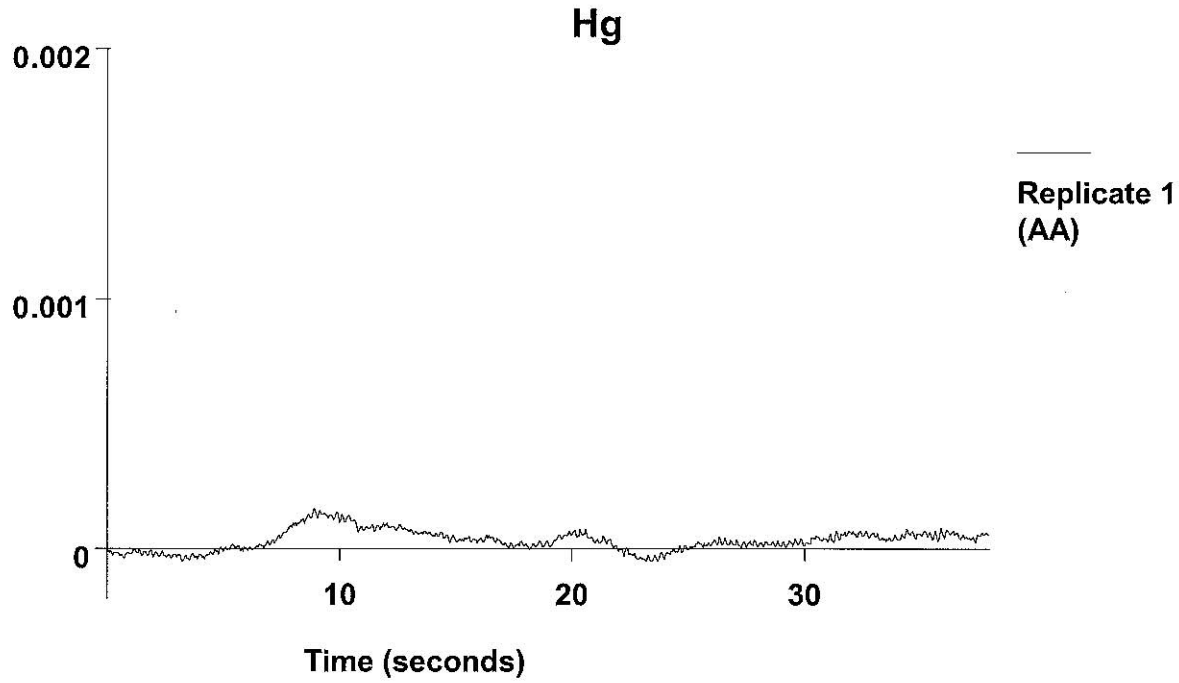

Auto-zero performed.

==========
Element: Hg Seq. No.: 2 AS Loc.: 2 Date: 05/01/2012
Sample ID: CS1

Repl #	SampleConc µg/L	StndConc µg/L	BlnkCorr Signal	Peak Area	Peak Height	Time	Peak Stored
1			0.0001	0.0026	0.0003	11:21:24	Yes

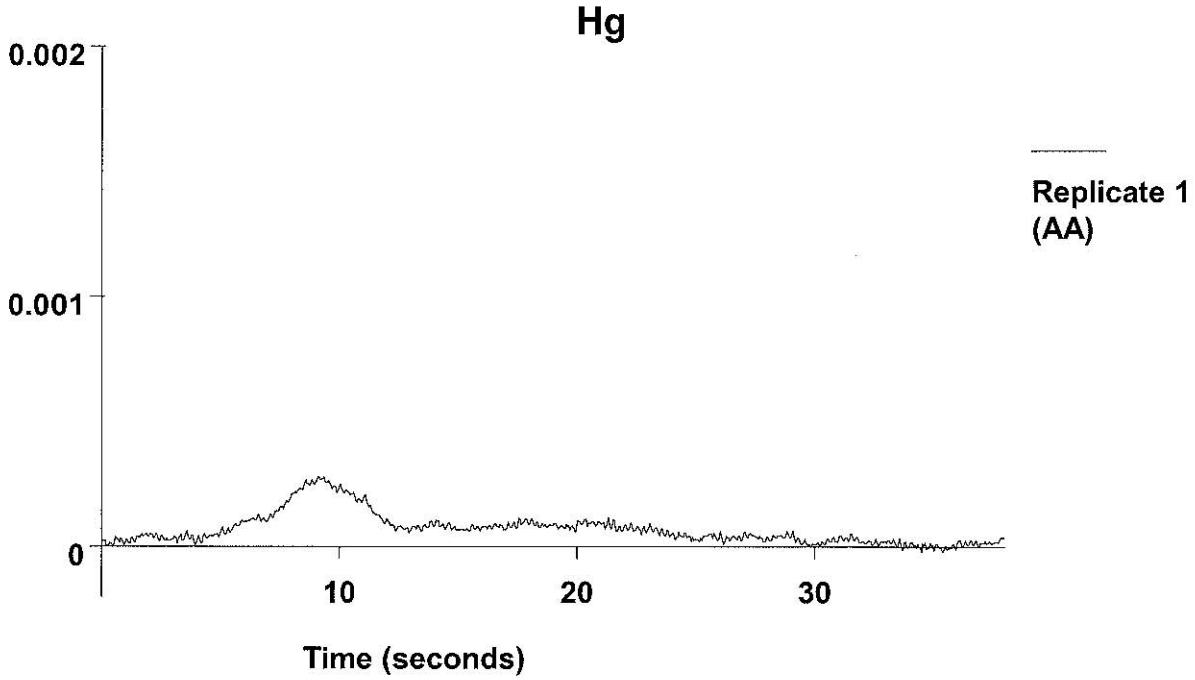

[Hg] Standard number 1 applied. [0.200]
Correlation Coefficient: 1.00000 Slope: 0.00064
Intercept : 0.00000

==========

Element: Hg Seq. No.: 3 AS Loc.: 3 Date: 05/01/2012
Sample ID: CS2

Repl #	SampleConc µg/L	StndConc µg/L	BlnkCorr Signal	Peak Area	Peak Height	Time	Peak Stored
1			0.0011	0.0038	0.0012	11:23:13	Yes

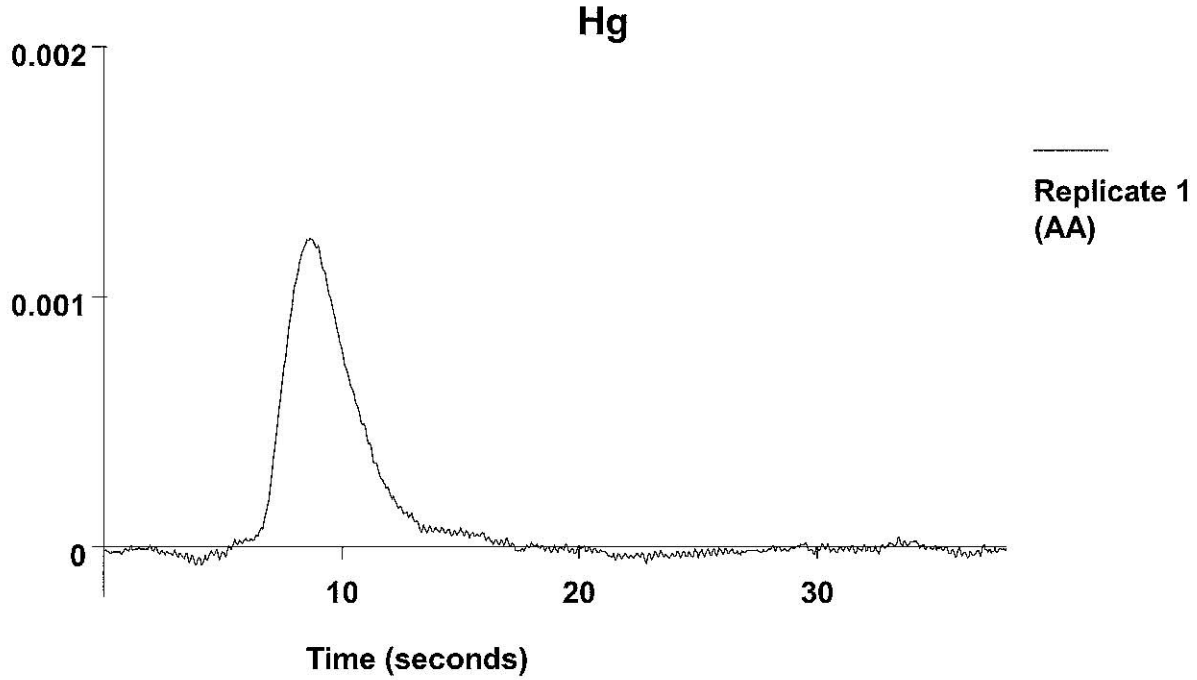

[Hg] Standard number 2 applied. [0.500]
Correlation Coefficient: 0.95537 Slope: 0.00223
Intercept : -0.00012

==========

Element: Hg Seq. No.: 4 AS Loc.: 4 Date: 05/01/2012
Sample ID: CS3

Repl #	SampleConc µg/L	StndConc µg/L	BlnkCorr Signal	Peak Area	Peak Height	Time	Peak Stored
1			0.0032	0.0129	0.0034	11:25:01	Yes

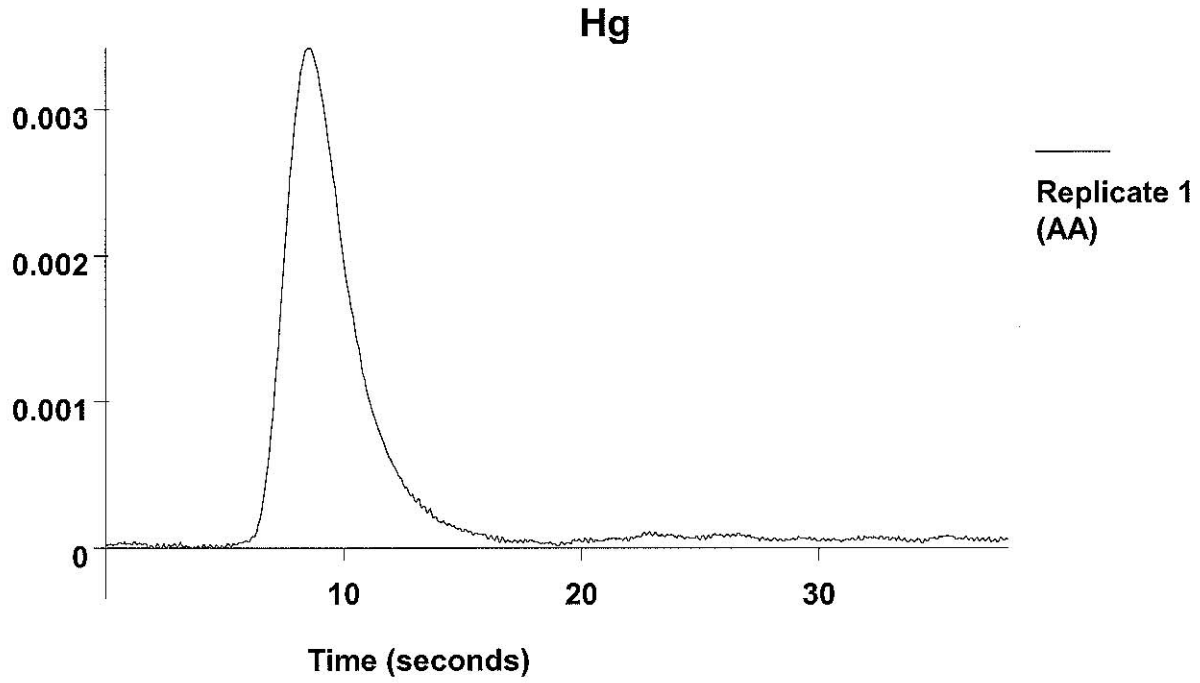

[Hg] Standard number 3 applied. [1.00]
Correlation Coefficient: 0.97975 Slope: 0.00336
Intercept : -0.00032

==========
Element: Hg Seq. No.: 5 AS Loc.: 5 Date: 05/01/2012
Sample ID: CS4

Repl #	SampleConc µg/L	StndConc µg/L	BlnkCorr Signal	Peak Area	Peak Height	Time	Peak Stored
1			0.0190	0.0711	0.0191	11:26:51	Yes

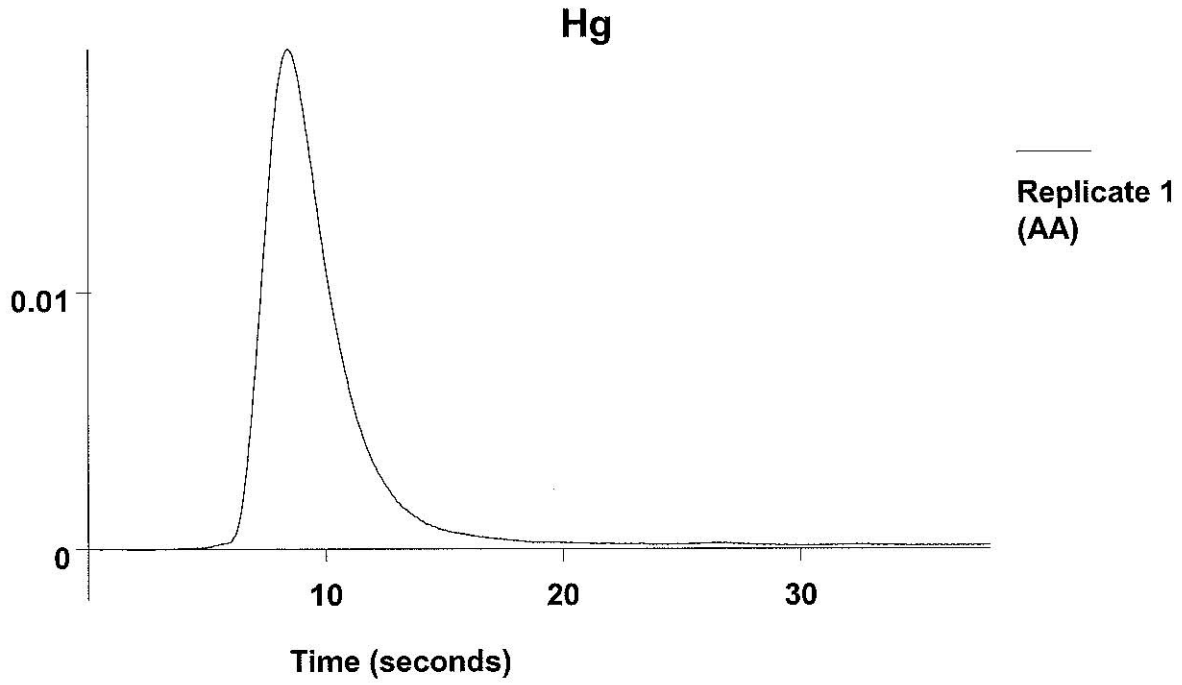

[Hg] Standard number 4 applied. [5.00]
Correlation Coefficient: 0.99918 Slope: 0.00388
Intercept : -0.00053

==========
Element: Hg Seq. No.: 6 AS Loc.: 6 Date: 05/01/2012
Sample ID: CS5

Repl #	SampleConc µg/L	StndConc µg/L	BlnkCorr Signal	Peak Area	Peak Height	Time	Peak Stored
1			0.0490	0.1784	0.0491	11:28:42	Yes

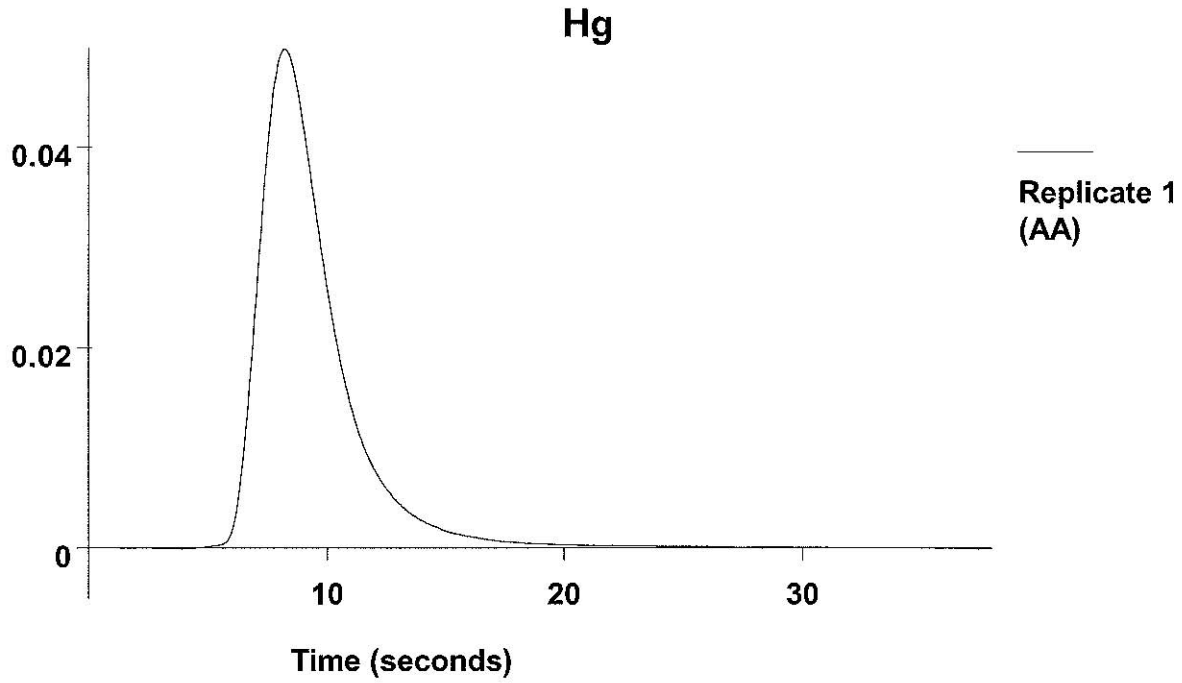

[Hg] Standard number 5 applied. [10.0]
Correlation Coefficient: 0.99445 Slope: 0.00485
Intercept : -0.00143

Calibration data for Hg

Standard ID	Mean Signal (Pk Height)	Entered Concentration (µg/L)	Calculated Concentration (µg/L)	Standard Deviation	%RSD
Calib Blank	0.0001	---	----	----	----
CS1	0.0001	0.200	0.322	----	----
CS2	0.0011	0.500	0.518	----	----
CS3	0.0032	1.000	0.961	----	----
CS4	0.0190	5.000	4.21	----	----
CS5	0.0490	10.000	10.4	----	----

Correlation Coefficient: 0.99445 Slope: 0.00485 Intercept: -0.0014

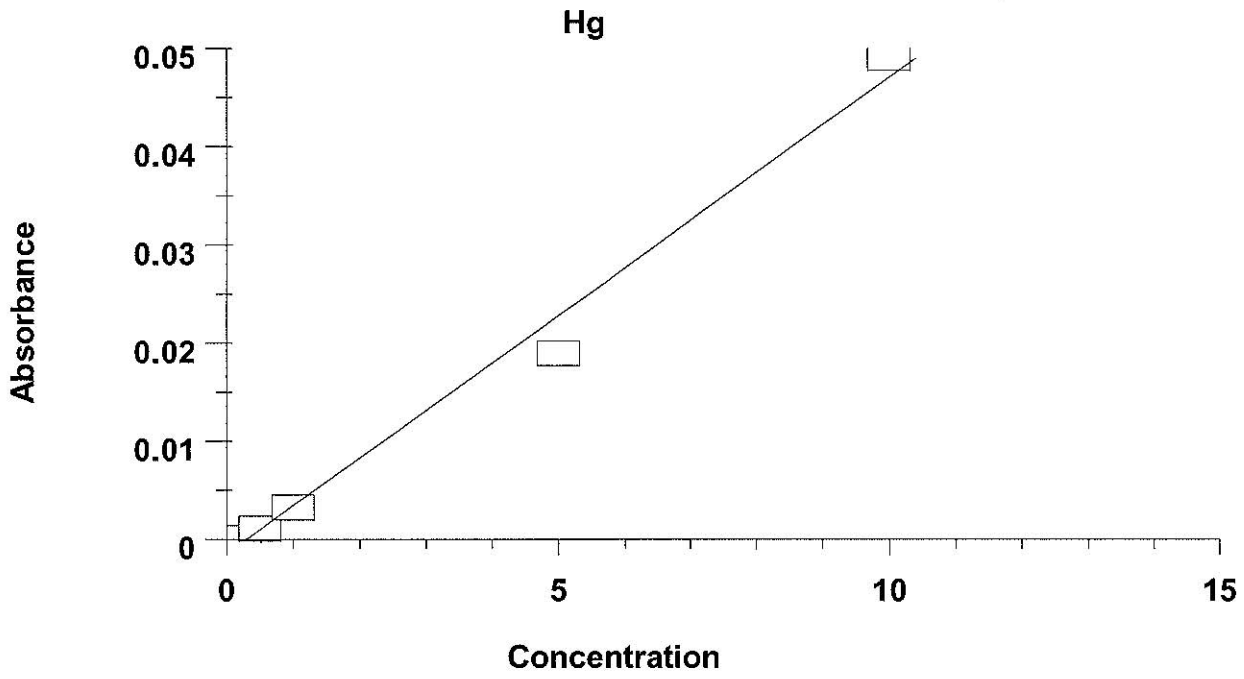

Correlation coefficient for [Hg] is less than the specified (0.994448).

==========

Element: Hg Seq. No.: 7 AS Loc.: 1 Date: 05/01/2012
Sample ID: Calib Blank

Repl #	SampleConc µg/L	StndConc µg/L	BlnkCorr Signal	Peak Area	Peak Height	Time	Peak Stored
1			0.0061	0.0221	0.0061	11:30:36	Yes

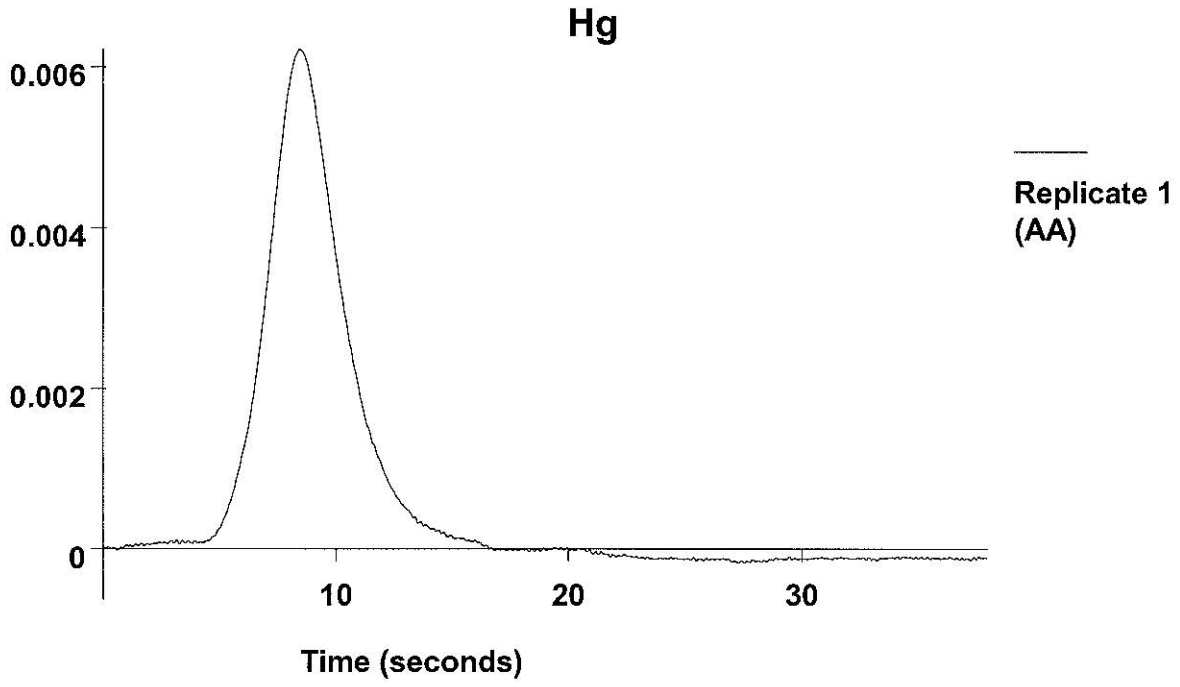

Auto-zero performed.

Element: Hg Seq. No.: 8 AS Loc.: 2 Date: 05/01/2012
Sample ID: CS1

Repl #	SampleConc µg/L	StndConc µg/L	BlnkCorr Signal	Peak Area	Peak Height	Time	Peak Stored

Method Name: Non-CLP Hg
Method Description: Hg 7470/7471
Element: Hg

Date: 05/01/2012
Technique:FI-MHS
Calibration Type:
Hg, Calc. Intercept : Linear
Wavelength: 253.7 nm
Sample Info Name: 050112A.SIF Results Data Set Name: 050112A

Element: Hg Seq. No.: 8 AS Loc.: 1 Date: 05/01/2012
Sample ID: Calib Blank

Repl #	SampleConc µg/L	StndConc µg/L	BlnkCorr Signal	Peak Area	Peak Height	Time	Peak Stored
1			0.0001	-0.0007	0.0001	11:34:49	Yes

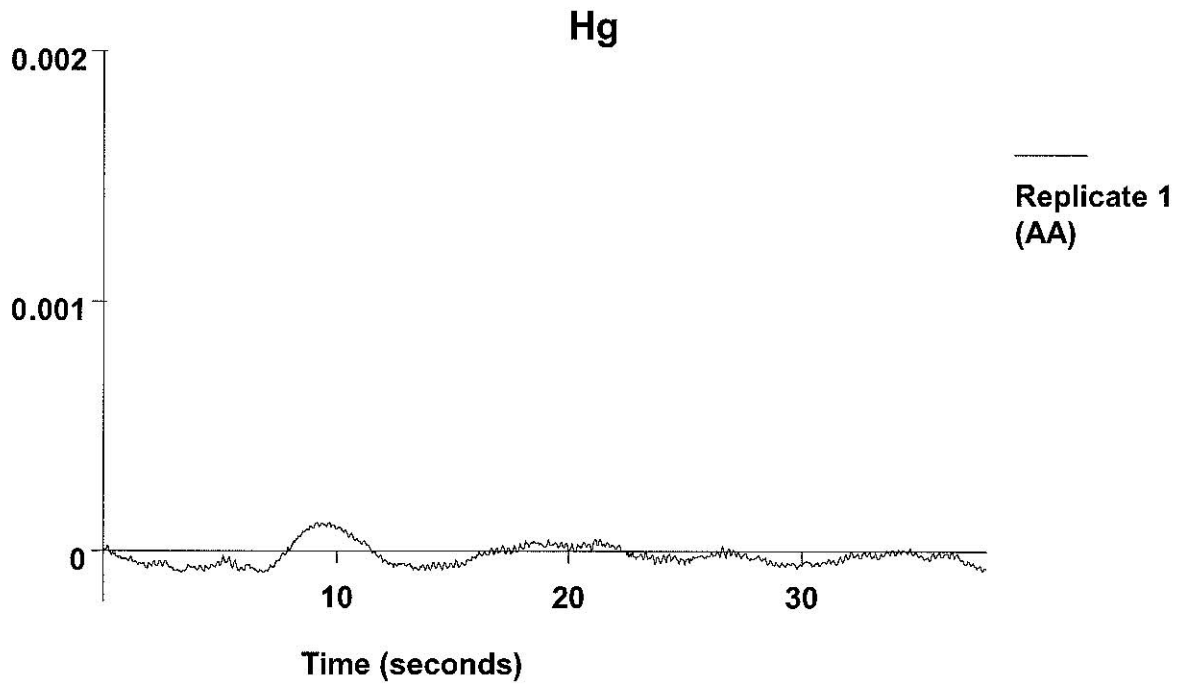

Auto-zero performed.

Element: Hg Seq. No.: 9 AS Loc.: 2 Date: 05/01/2012
Sample ID: CS1

Repl #	SampleConc µg/L	StndConc µg/L	BlnkCorr Signal	Peak Area	Peak Height	Time	Peak Stored
1			0.0011	0.0020	0.0012	11:36:35	Yes

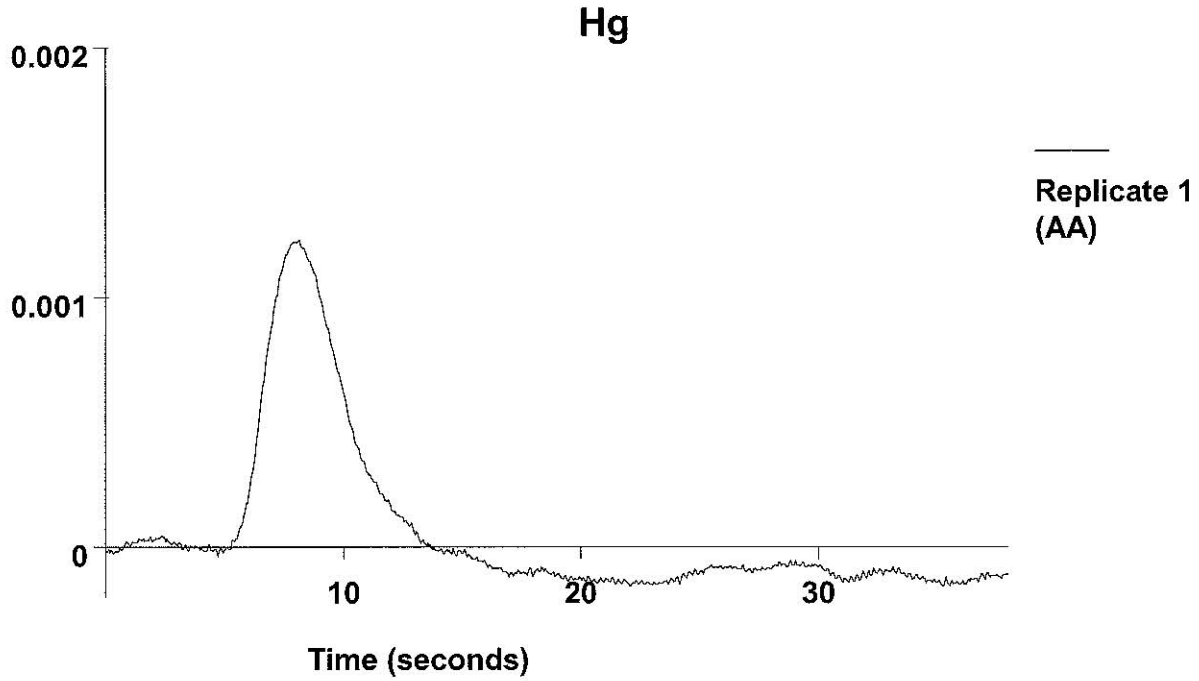

[Hg] Standard number 1 applied. [0.200]
Correlation Coefficient: 1.00000 Slope: 0.00551
Intercept : 0.00000

==========
Element: Hg Seq. No.: 10 AS Loc.: 3 Date: 05/01/2012
Sample ID: CS2

Repl #	SampleConc µg/L	StndConc µg/L	BlnkCorr Signal	Peak Area	Peak Height	Time	Peak Stored
1			0.0028	0.0106	0.0029	11:38:23	Yes

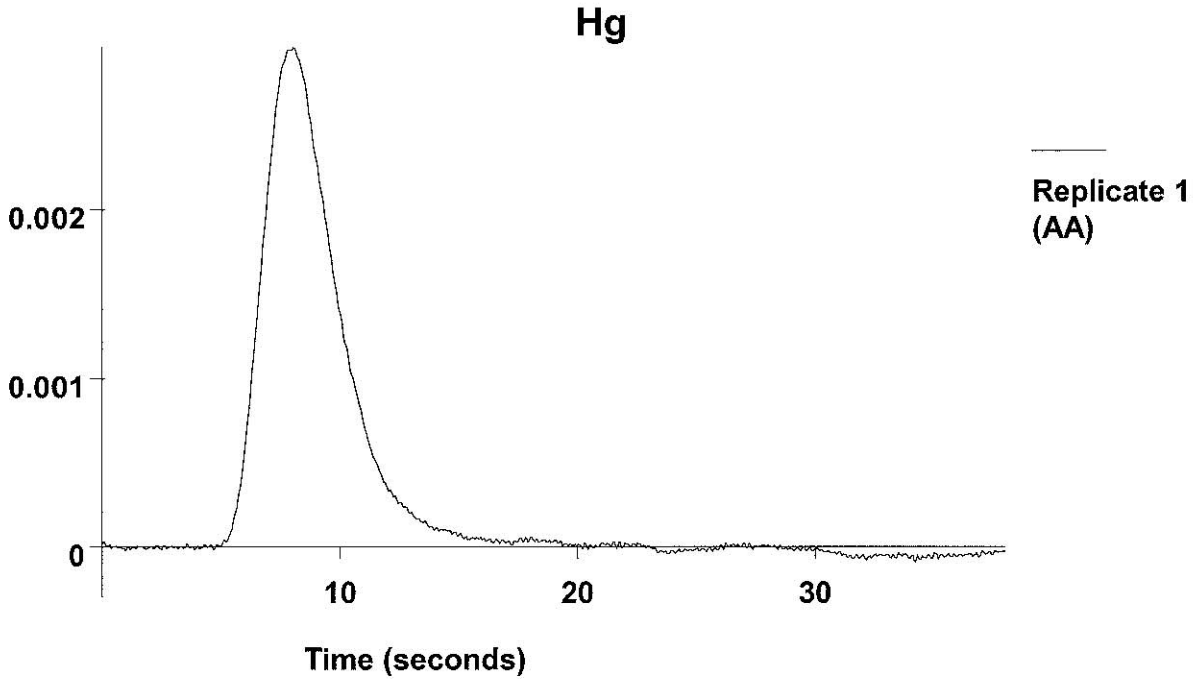

[Hg] Standard number 2 applied. [0.500]
Correlation Coefficient: 0.99994 Slope: 0.00565
Intercept : -0.00001

==========

Element: Hg Seq. No.: 11 AS Loc.: 4 Date: 05/01/2012
Sample ID: CS3

Repl #	SampleConc µg/L	StndConc µg/L	BlnkCorr Signal	Peak Area	Peak Height	Time	Peak Stored
1			0.0076	0.0291	0.0077	11:40:12	Yes

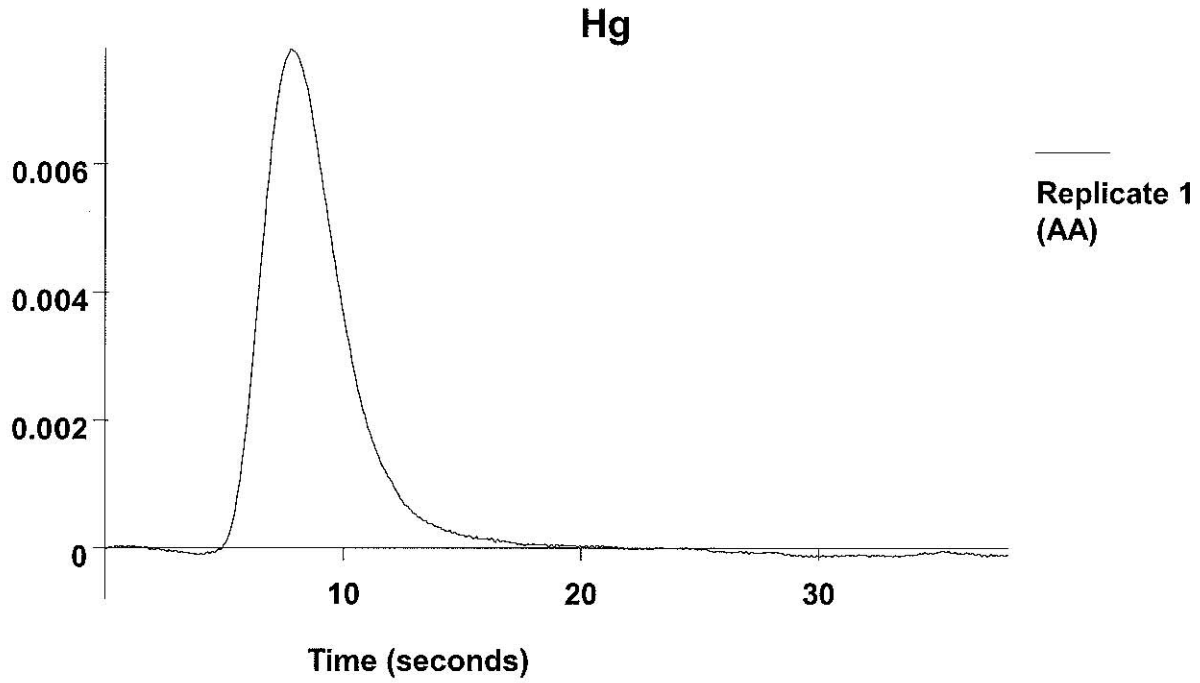

[Hg] Standard number 3 applied. [1.00]
Correlation Coefficient: 0.99042 Slope: 0.00764
Intercept : -0.00036

==========

Element: Hg Seq. No.: 12 AS Loc.: 5 Date: 05/01/2012
Sample ID: CS4

Repl #	SampleConc µg/L	StndConc µg/L	BlnkCorr Signal	Peak Area	Peak Height	Time	Peak Stored
1			0.0351	0.1408	0.0352	11:42:02	Yes

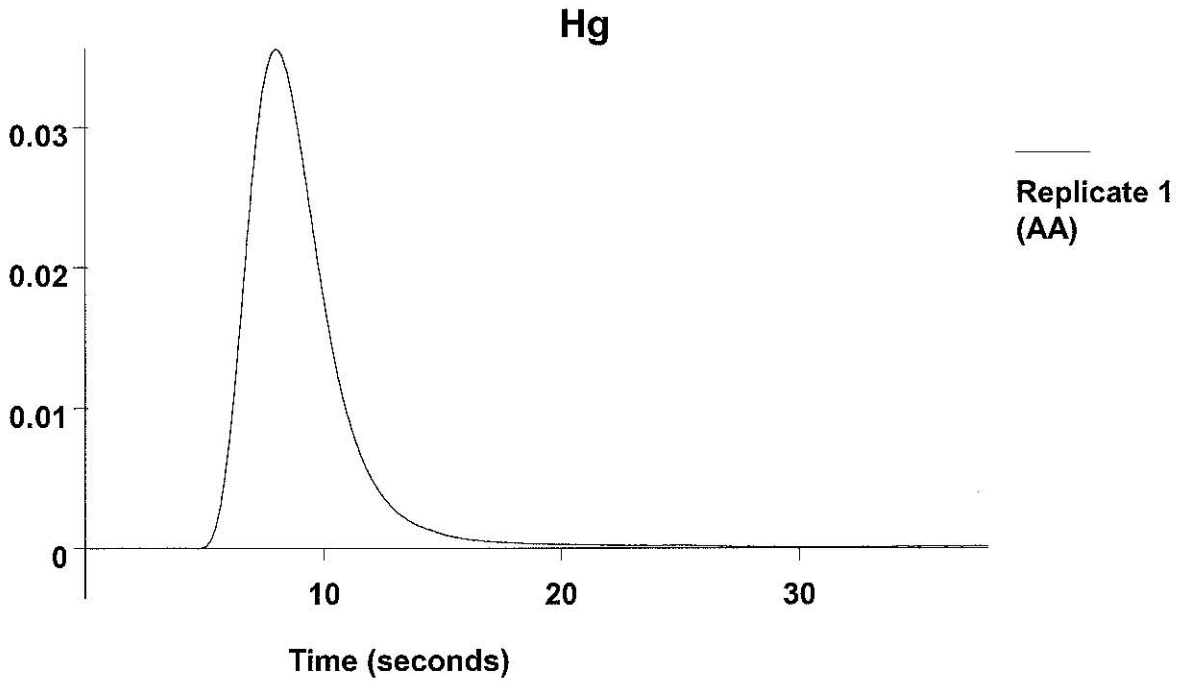

[Hg] Standard number 4 applied. [5.00]
Correlation Coefficient: 0.99952 Slope: 0.00706
Intercept : -0.00014

==========
Element: Hg Seq. No.: 13 AS Loc.: 6 Date: 05/01/2012
Sample ID: CS5

Repl #	SampleConc µg/L	StndConc µg/L	BlnkCorr Signal	Peak Area	Peak Height	Time	Peak Stored
1			0.0741	0.2975	0.0742	11:43:53	Yes

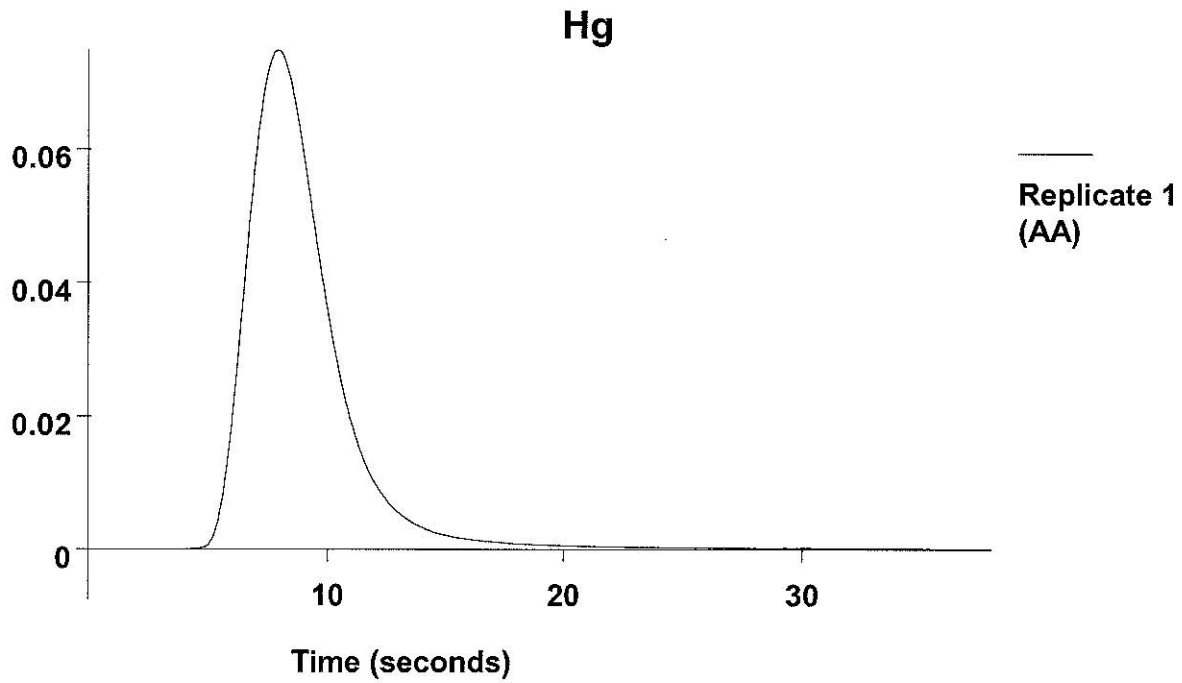

[Hg] Standard number 5 applied. [10.0]
Correlation Coefficient: 0.99963 Slope: 0.00739
Intercept : -0.00045

Calibration data for Hg

Standard ID	Mean Signal (Pk Height)	Entered Concentration (µg/L)	Calculated Concentration (µg/L)	Standard Deviation	%RSD
Calib Blank	0.0001	---	----	----	----
CS1	0.0011	0.200	0.210	----	----
CS2	0.0028	0.500	0.442	----	----
CS3	0.0076	1.000	1.09	----	----
CS4	0.0351	5.000	4.81	----	----
CS5	0.0741	10.000	10.1	----	----

Correlation Coefficient: 0.99963 Slope: 0.00739 Intercept: -0.0004

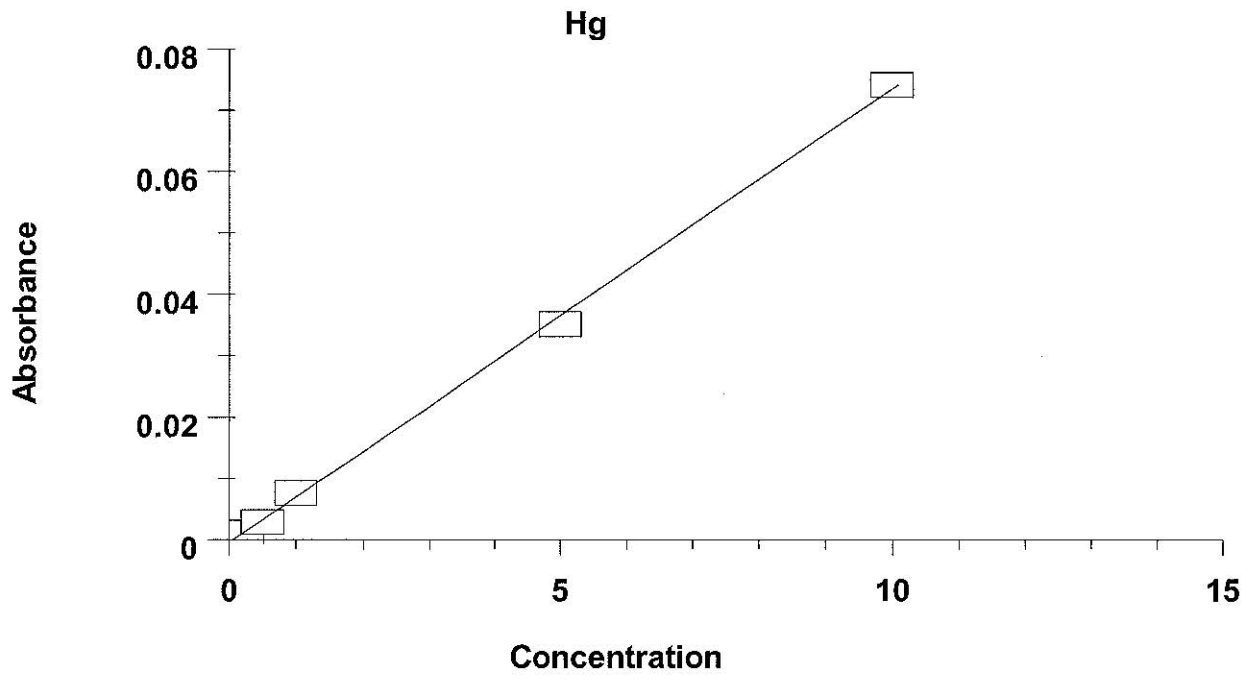

Element: Hg Seq. No.: 14 AS Loc.: 7 Date: 05/01/2012
Sample ID: ICV

Repl #	SampleConc µg/L	StndConc µg/L	BlnkCorr Signal	Peak Area	Peak Height	Time	Peak Stored
1	3.89	3.89	0.0283	0.1156	0.0284	1 11:45:49	Yes

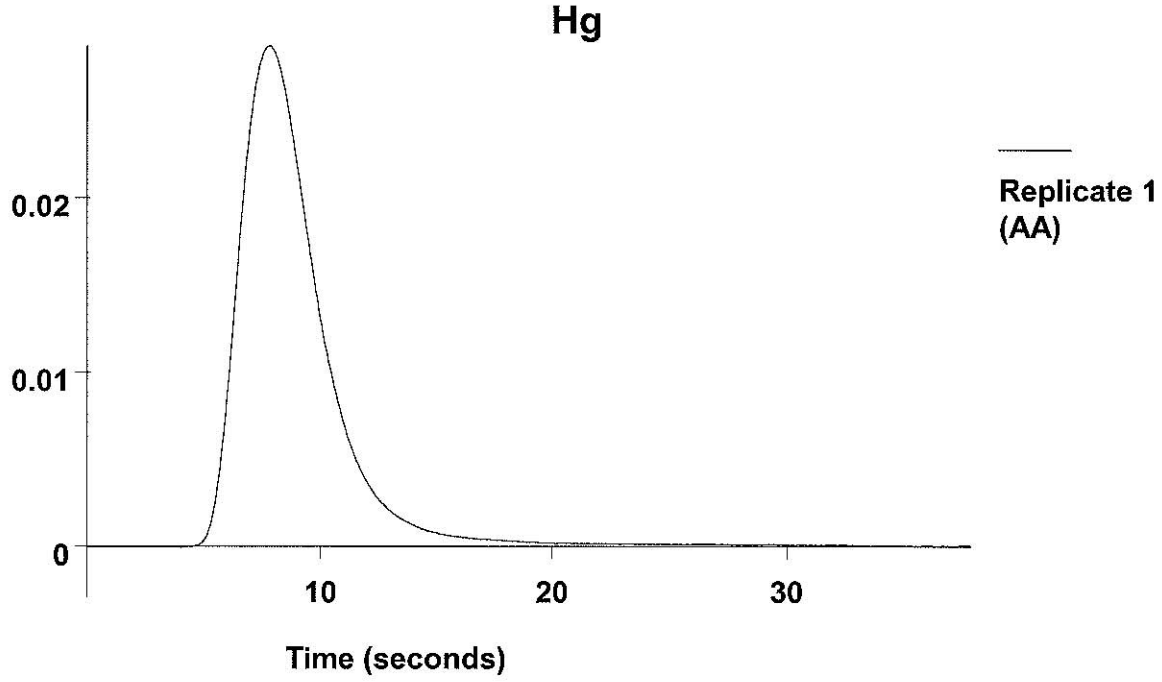

QC failed, value greater than upper limit for Hg.
Current analysis method stopped.

Element: Hg Seq. No.: 15 AS Loc.: 7 Date: 05/01/2012
Sample ID: ICV

Repl #	SampleConc µg/L	StndConc µg/L	BlnkCorr Signal	Peak Area	Peak Height	Time	Peak Stored
1	2.66	2.66	0.0192	0.0746	0.0193	1 11:48:49	Yes

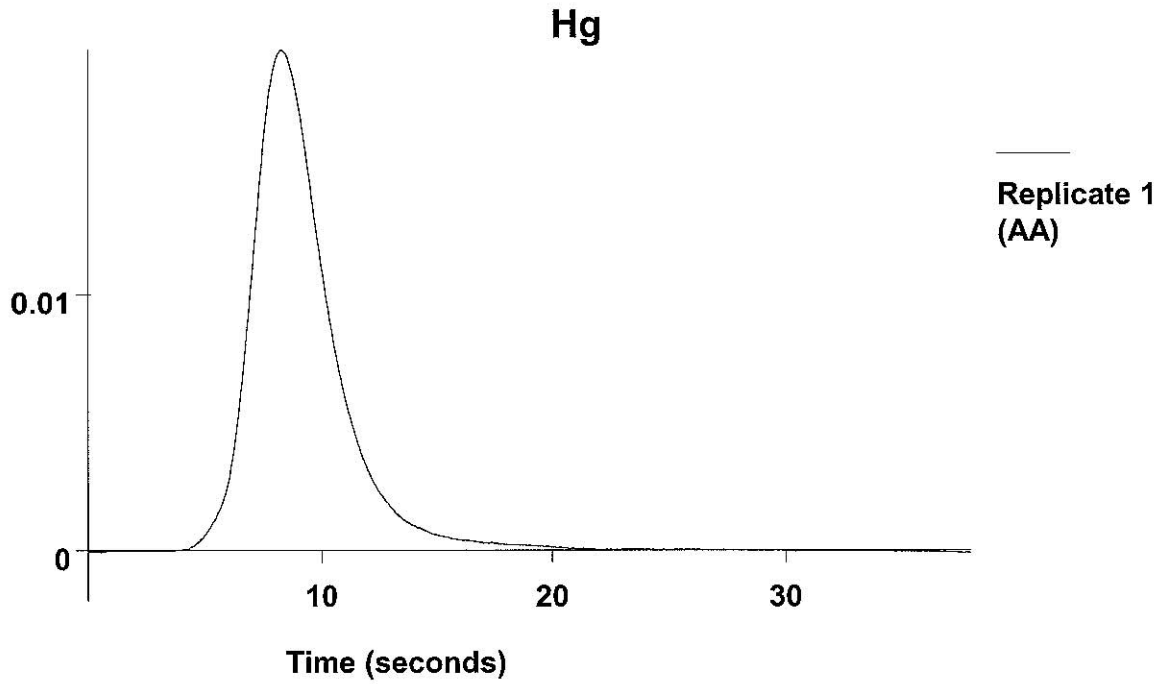

QC failed, value less than lower limit for Hg.
Current analysis method stopped.

Element: Hg Seq. No.: 16 AS Loc.: 7 Date: 05/01/2012
Sample ID: ICV

Repl #	SampleConc µg/L	StndConc µg/L	BlnkCorr Signal	Peak Area	Peak Height	Time	Peak Stored
1	2.93	2.93	0.0212	0.0985	0.0214	1 11:51:39	Yes

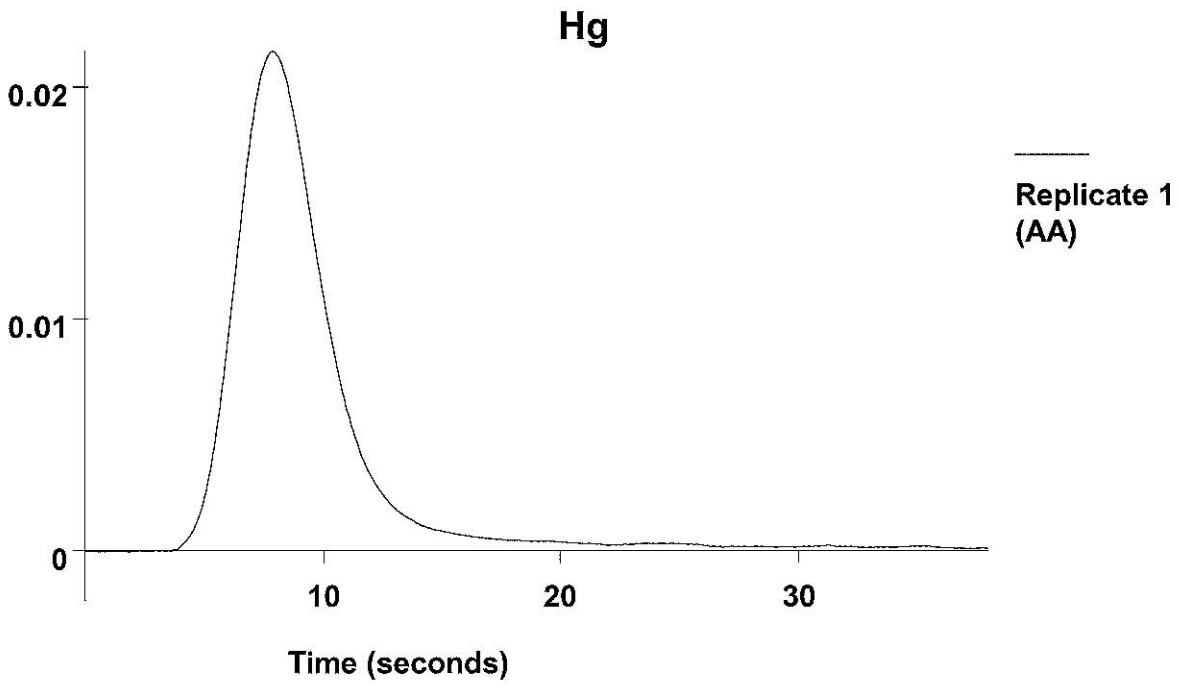

QC value within specified limits.

==========

Element: Hg Seq. No.: 17 AS Loc.: 1 Date: 05/01/2012
Sample ID: ICB

Repl #	SampleConc µg/L	StndConc µg/L	BlnkCorr Signal	Peak Area	Peak Height	Time	Peak Stored
1	0.390	0.390	0.0024	0.0151	0.0025	1 11:53:27	Yes

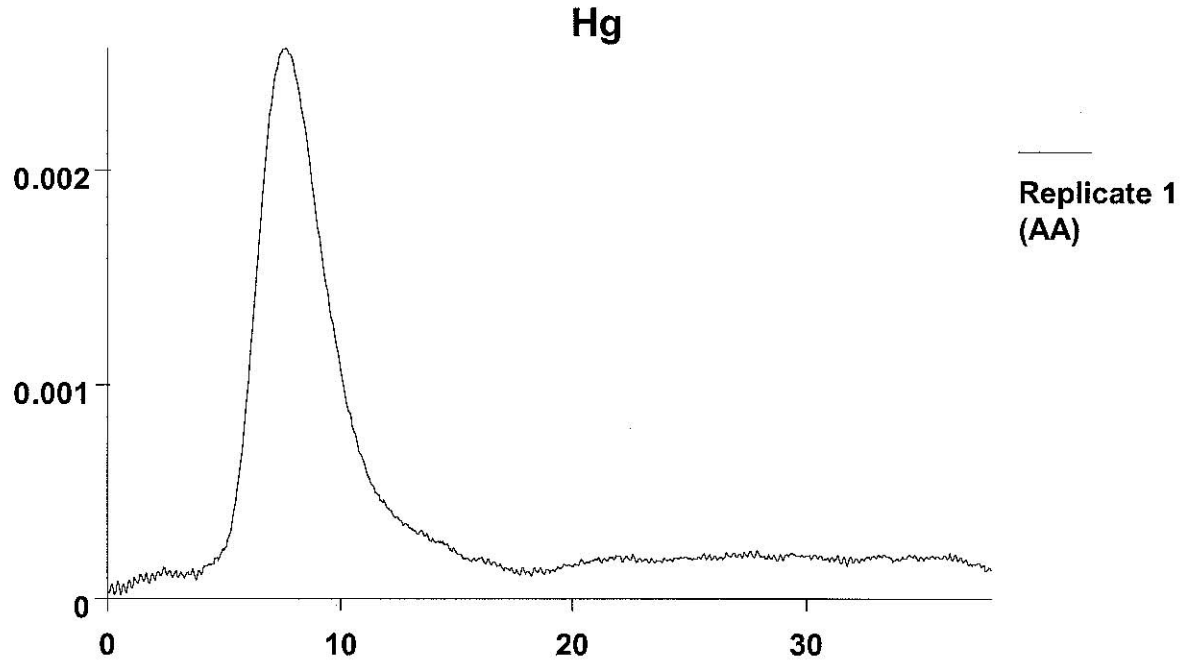

QC failed, value greater than upper limit for Hg.
Current analysis method stopped.

```
==========================================================================================
Element: Hg     Seq. No.: 18        AS Loc.: 7    Date: 05/01/2012
Sample ID: ICV
------------------------------------------------------------------------------------------
Repl    SampleConc  StndConc    BlnkCorr  Peak     Peak       Time    Peak
 #      µg/L        µg/L        Signal    Area     Height             Stored
 1          3.45       3.45     0.0250    0.1187   0.0251 1 11:58:51 Yes
```

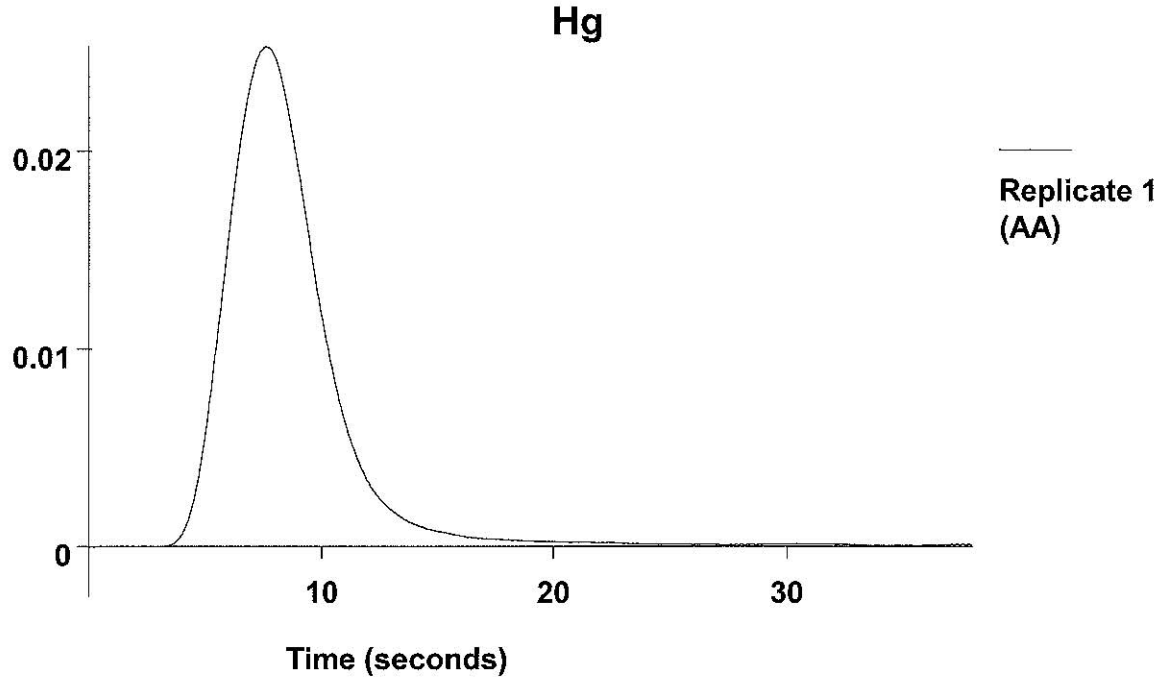


```
QC failed, value greater than upper limit for Hg.
Current analysis method stopped.

==========================================================================================
Element: Hg     Seq. No.: 19        AS Loc.: 7    Date: 05/01/2012
Sample ID: ICV
------------------------------------------------------------------------------------------
Repl    SampleConc  StndConc    BlnkCorr  Peak     Peak       Time    Peak
 #      µg/L        µg/L        Signal    Area     Height             Stored
 1          3.53       3.53     0.0256    0.1226   0.0257 1 12:02:42 Yes
```

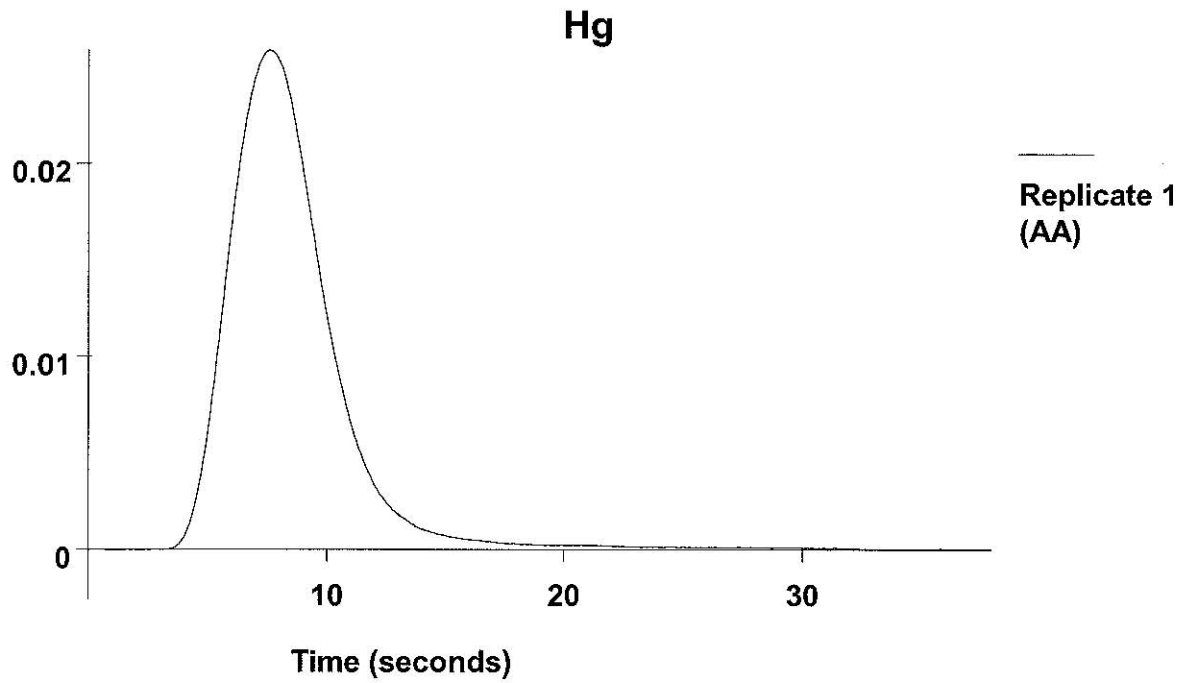

QC failed, value greater than upper limit for Hg.
Current analysis method stopped.

==========

Method Name: Non-CLP Hg
Method Description: Hg 7470/7471
Element: Hg

Date: 05/01/2012
Technique:FI-MHS
Calibration Type:
Hg, Calc. Intercept : Linear
Wavelength: 253.7 nm
Sample Info Name: 050112A.SIF Results Data Set Name: 050112A

==========

Element: Hg Seq. No.: 20 AS Loc.: 1 Date: 05/01/2012
Sample ID: Calib Blank

Repl #	SampleConc µg/L	StndConc µg/L	BlnkCorr Signal	Peak Area	Peak Height	Time	Peak Stored
1			0.0003	0.0006	0.0003	12:09:20	Yes

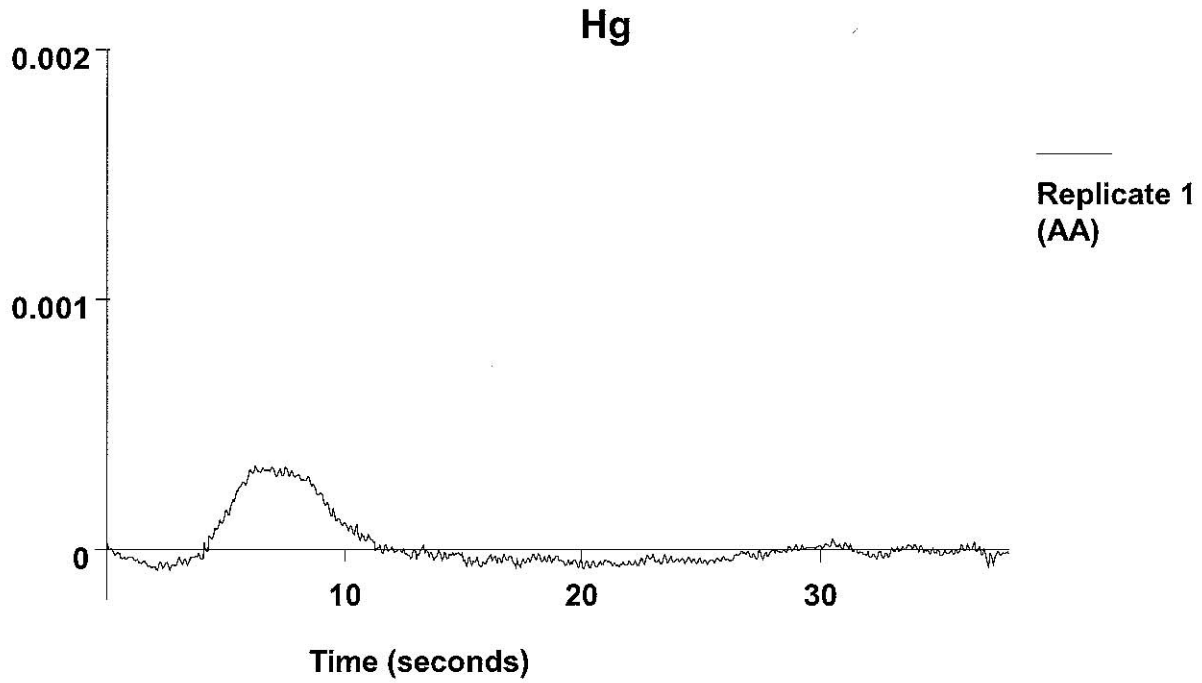

Auto-zero performed.

==========

Element: Hg Seq. No.: 21 AS Loc.: 2 Date: 05/01/2012
Sample ID: CS1

Repl #	SampleConc µg/L	StndConc µg/L	BlnkCorr Signal	Peak Area	Peak Height	Time	Peak Stored
1			0.0013	0.0066	0.0016	12:11:05	Yes

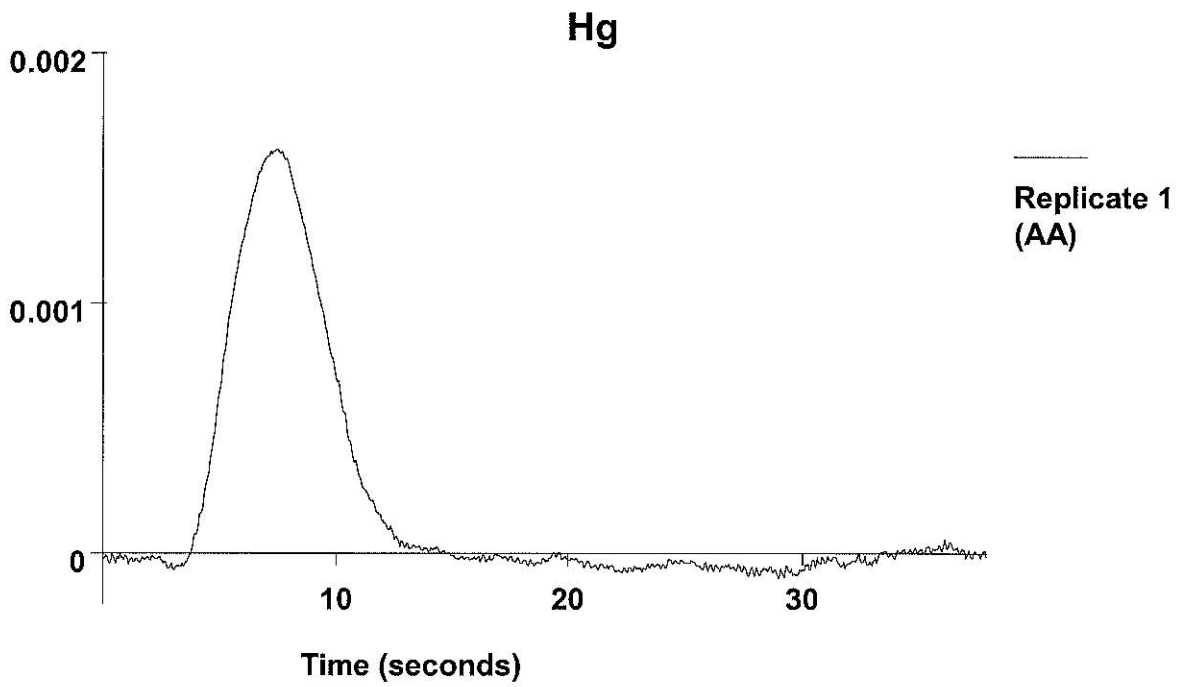

[Hg] Standard number 1 applied. [0.200]
Correlation Coefficient: 1.00000 Slope: 0.00638

Intercept : 0.00000

==========

Element: Hg Seq. No.: 22 AS Loc.: 3 Date: 05/01/2012
Sample ID: CS2

Repl #	SampleConc µg/L	StndConc µg/L	BlnkCorr Signal	Peak Area	Peak Height	Time	Peak Stored
1			0.0036	0.0230	0.0039	12:12:52	Yes

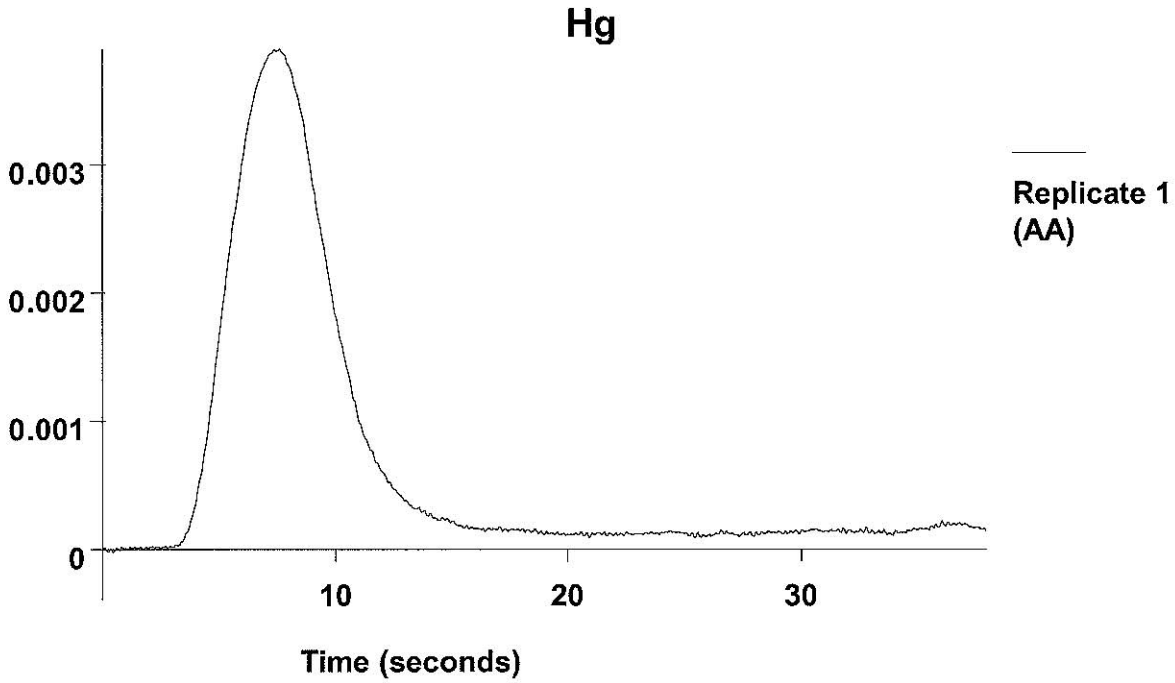

[Hg] Standard number 2 applied. [0.500]
Correlation Coefficient: 0.99892 Slope: 0.00715
Intercept : -0.00006

==========

Element: Hg Seq. No.: 23 AS Loc.: 4 Date: 05/01/2012
Sample ID: CS3

Repl #	SampleConc µg/L	StndConc µg/L	BlnkCorr Signal	Peak Area	Peak Height	Time	Peak Stored
1			0.0097	0.0521	0.0100	12:14:40	Yes

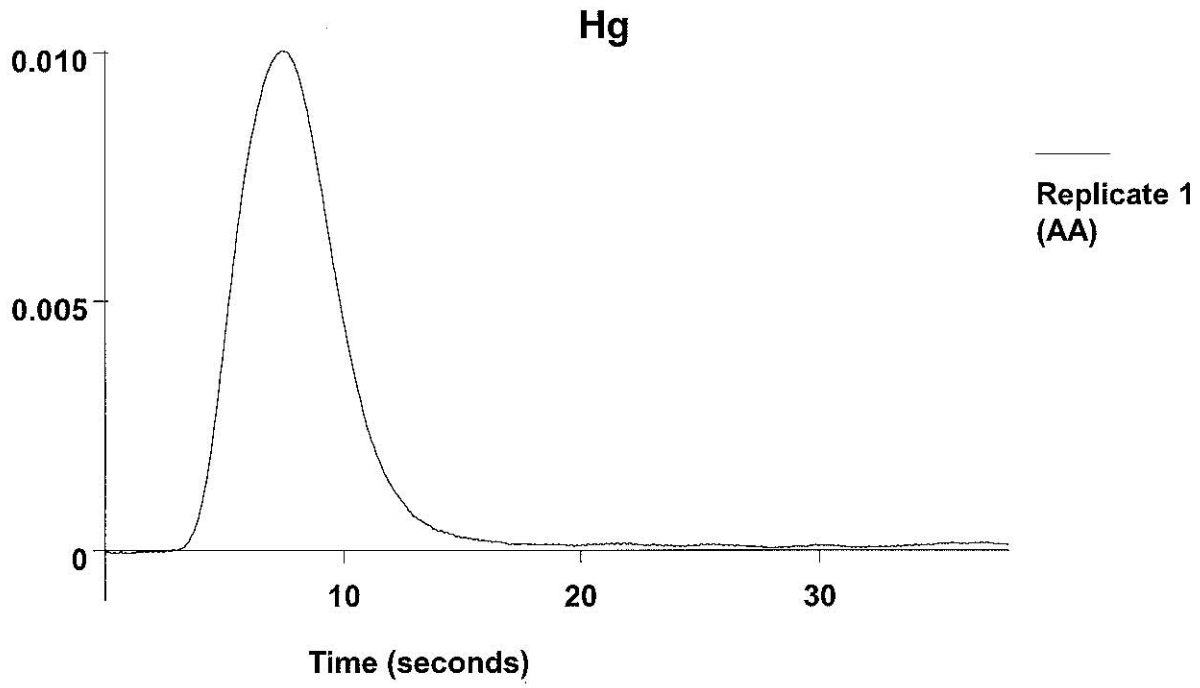

[Hg] Standard number 3 applied. [1.00]
Correlation Coefficient: 0.98978 Slope: 0.00975
Intercept : -0.00052

==========
Element: Hg Seq. No.: 24 AS Loc.: 5 Date: 05/01/2012
Sample ID: CS4

Repl #	SampleConc µg/L	StndConc µg/L	BlnkCorr Signal	Peak Area	Peak Height	Time	Peak Stored
1			0.0498	0.2608	0.0502	12:16:32	Yes

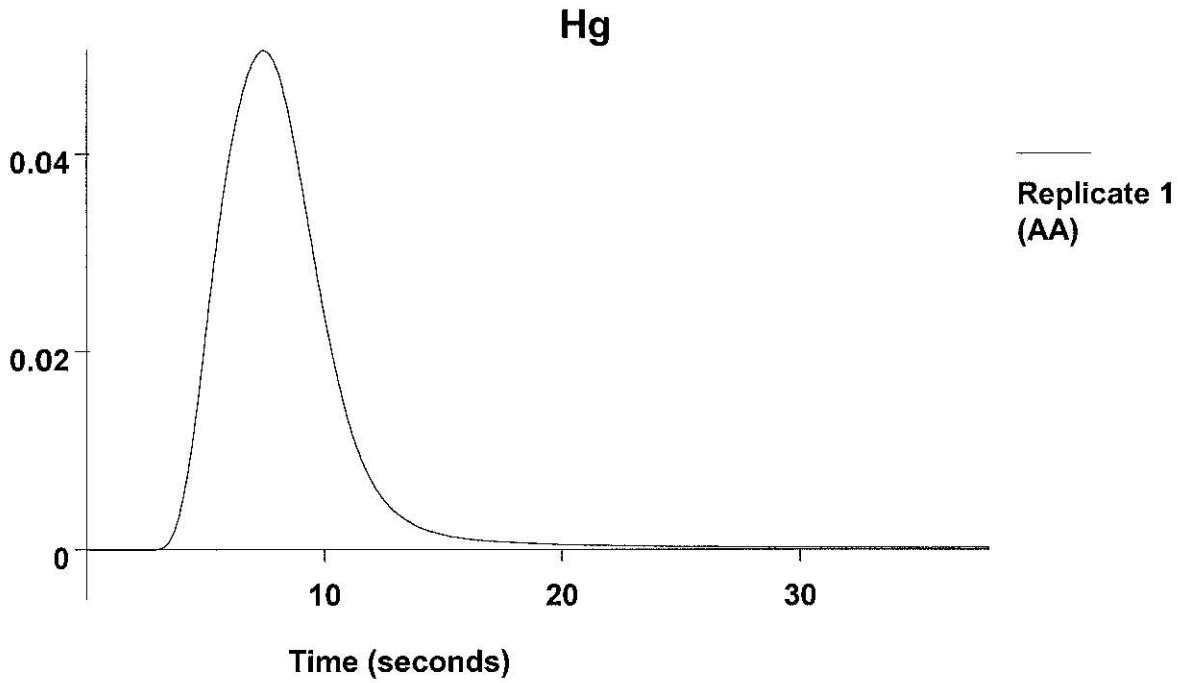

[Hg] Standard number 4 applied. [5.00]
Correlation Coefficient: 0.99966 Slope: 0.01009
Intercept : -0.00066

==========
Element: Hg Seq. No.: 25 AS Loc.: 6 Date: 05/01/2012
Sample ID: CS5

Repl #	SampleConc µg/L	StndConc µg/L	BlnkCorr Signal	Peak Area	Peak Height	Time	Peak Stored
1			0.0973	0.5010	0.0976	12:18:24	Yes

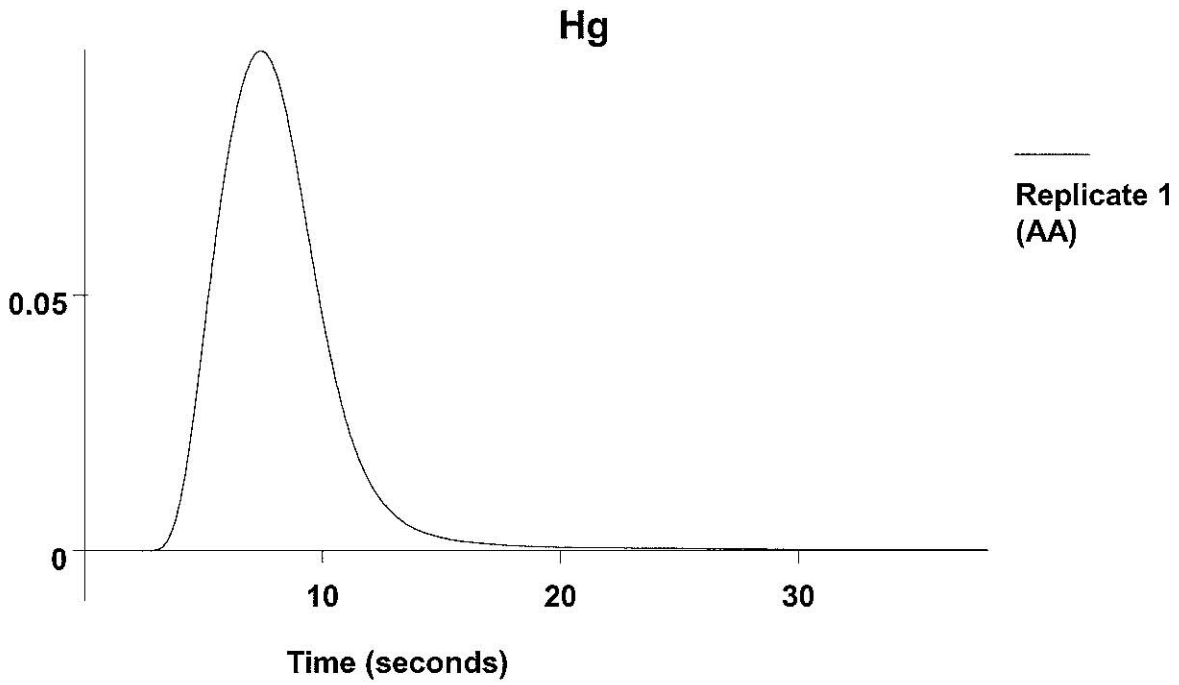

[Hg] Standard number 5 applied. [10.0]
Correlation Coefficient: 0.99982 Slope: 0.00982
Intercept : -0.00040

Calibration data for Hg

Standard ID	Mean Signal (Pk Height)	Entered Concentration (µg/L)	Calculated Concentration (µg/L)	Standard Deviation	%RSD
Calib Blank	0.0003	---	----	----	----
CS1	0.0013	0.200	0.171	----	----
CS2	0.0036	0.500	0.403	----	----
CS3	0.0097	1.000	1.02	----	----
CS4	0.0498	5.000	5.12	----	----
CS5	0.0973	10.000	9.95	----	----

Correlation Coefficient: 0.99982 Slope: 0.00982 Intercept: -0.0004

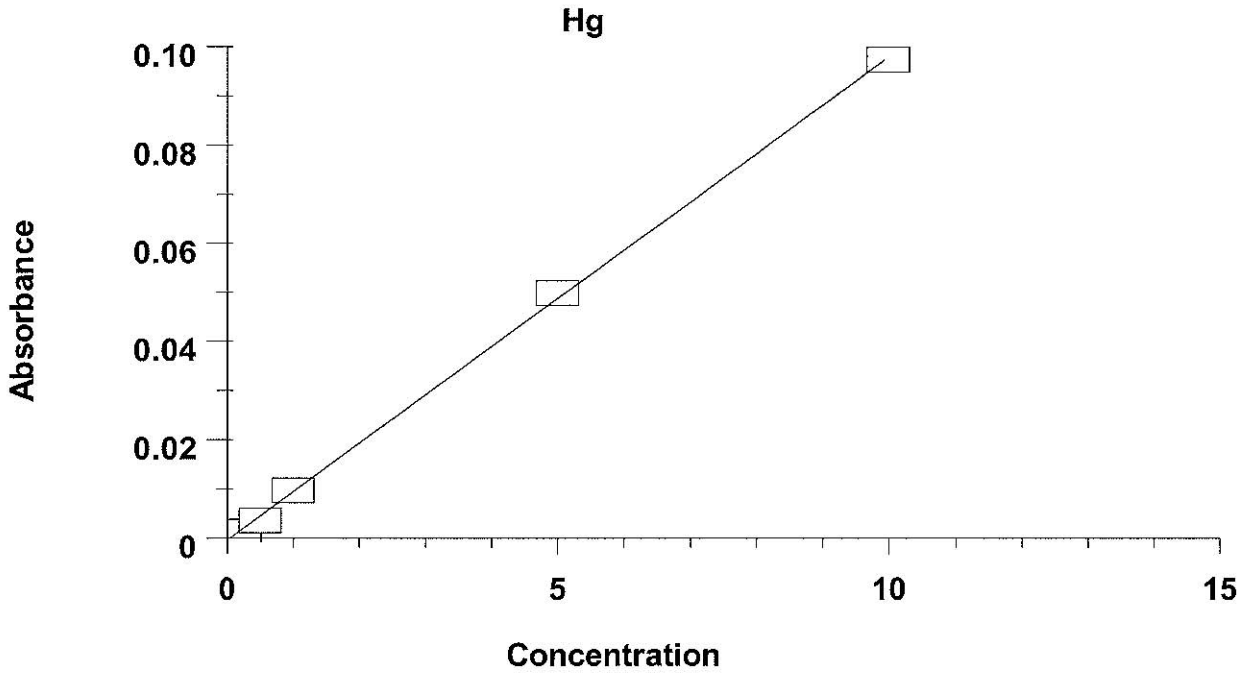

==========

Element: Hg Seq. No.: 26 AS Loc.: 7 Date: 05/01/2012
Sample ID: ICV

Repl #	SampleConc µg/L	StndConc µg/L	BlnkCorr Signal	Peak Area	Peak Height	Time	Peak Stored
1	3.11	3.11	0.0301	0.1579	0.0305	1 12:20:20	Yes

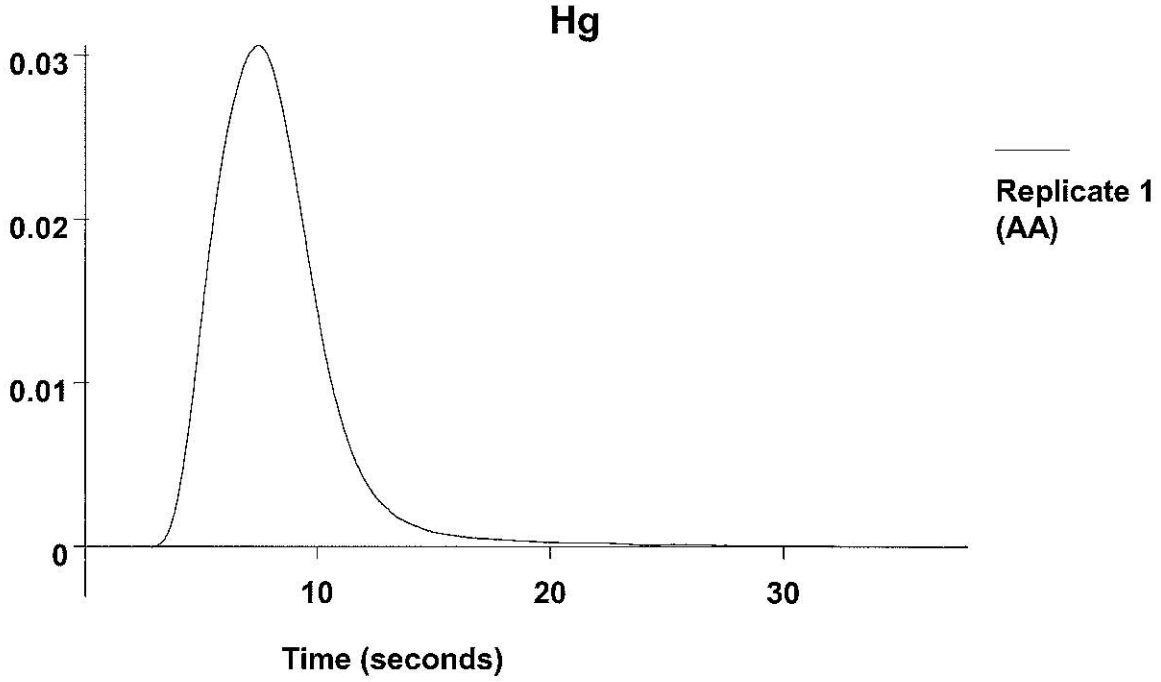

QC value within specified limits.

==========

Element: Hg Seq. No.: 27 AS Loc.: 1 Date: 05/01/2012
Sample ID: ICB

Repl #	SampleConc µg/L	StndConc µg/L	BlnkCorr Signal	Peak Area	Peak Height	Time	Peak Stored
1	0.043	0.043	0.0000	0.0005	0.0003	1 12:22:09	Yes

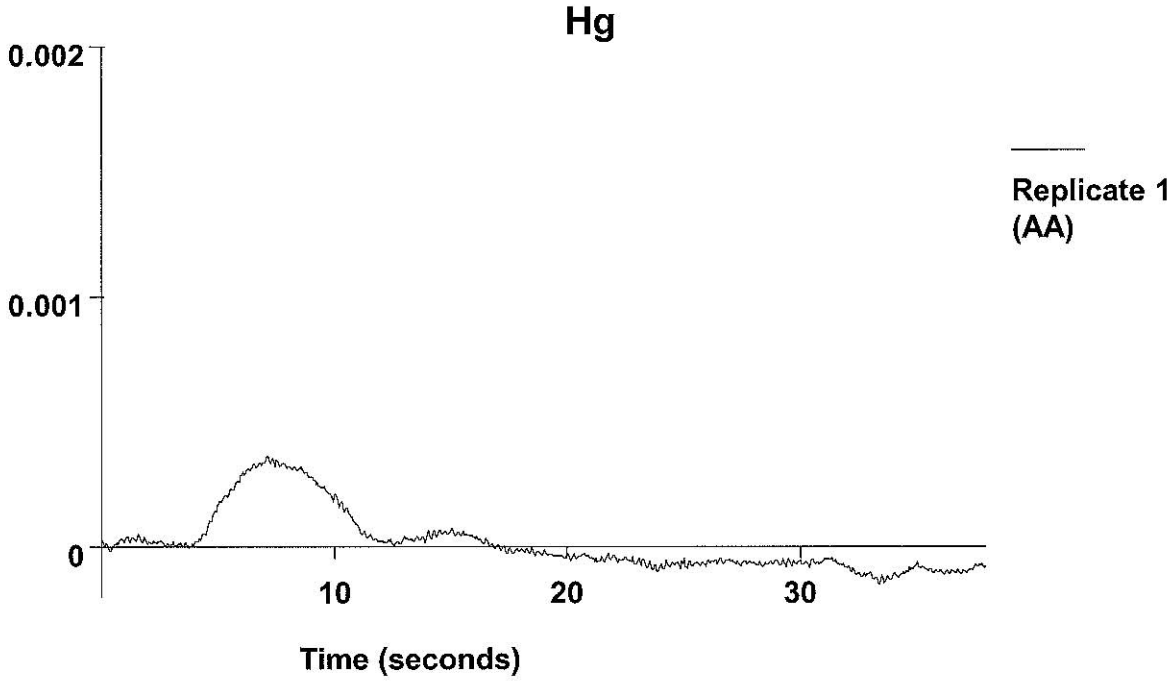

QC value within specified limits.

Element: Hg Seq. No.: 28 AS Loc.: 5 Date: 05/01/2012
Sample ID: CCV

Repl #	SampleConc µg/L	StndConc µg/L	BlnkCorr Signal	Peak Area	Peak Height	Time	Peak Stored
1	5.09	5.09	0.0496	0.2595	0.0499	1 12:23:55	Yes

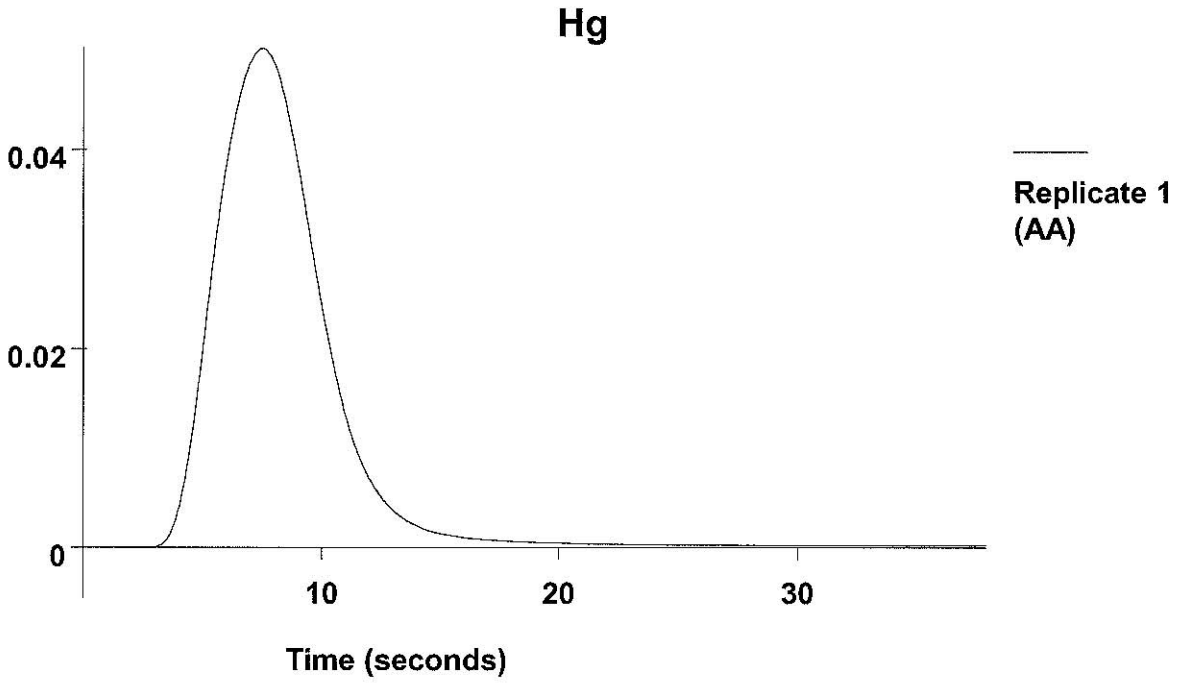

QC value within specified limits.

Element: Hg Seq. No.: 29 AS Loc.: 1 Date: 05/01/2012
Sample ID: CCB

Repl #	SampleConc µg/L	StndConc µg/L	BlnkCorr Signal	Peak Area	Peak Height	Time	Peak Stored
1	0.047	0.047	0.0001	0.0082	0.0004	1 12:25:43	Yes

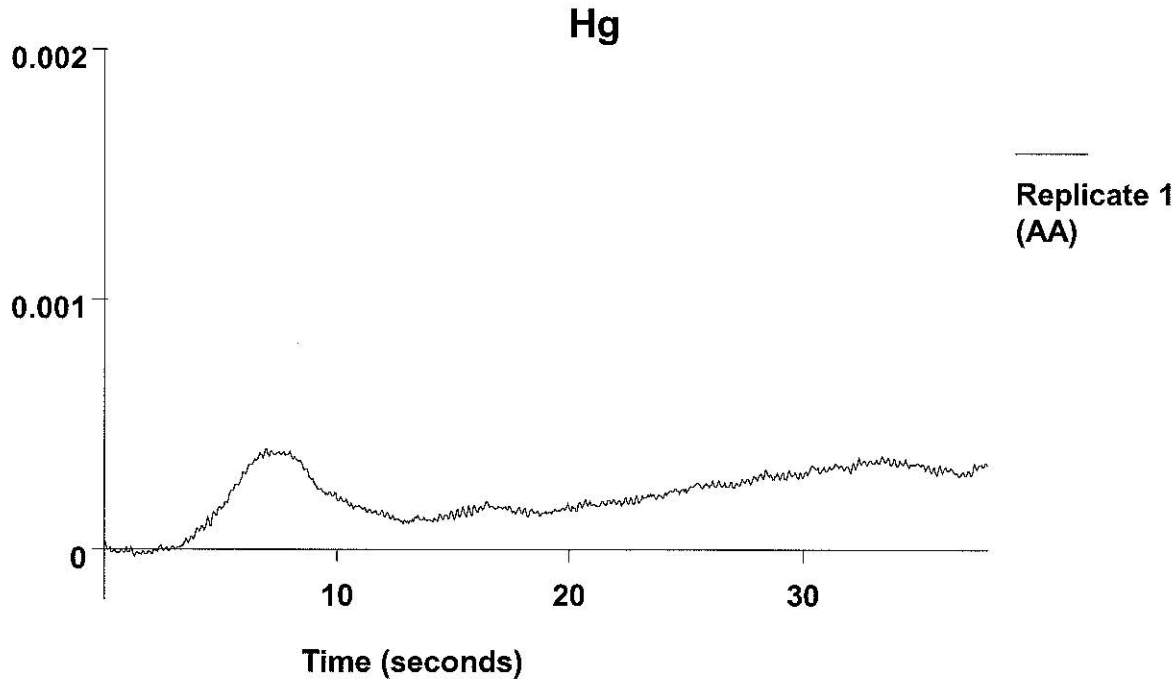

QC value within specified limits.

Element: Hg Seq. No.: 30 AS Loc.: 8 Date: 05/01/2012
Sample ID: 128391MB

Repl #	SampleConc µg/L	StndConc µg/L	BlnkCorr Signal	Peak Area	Peak Height	Time	Peak Stored
1	0.037	0.037	0.0000	0.0042	0.0003	1 12:27:32	Yes

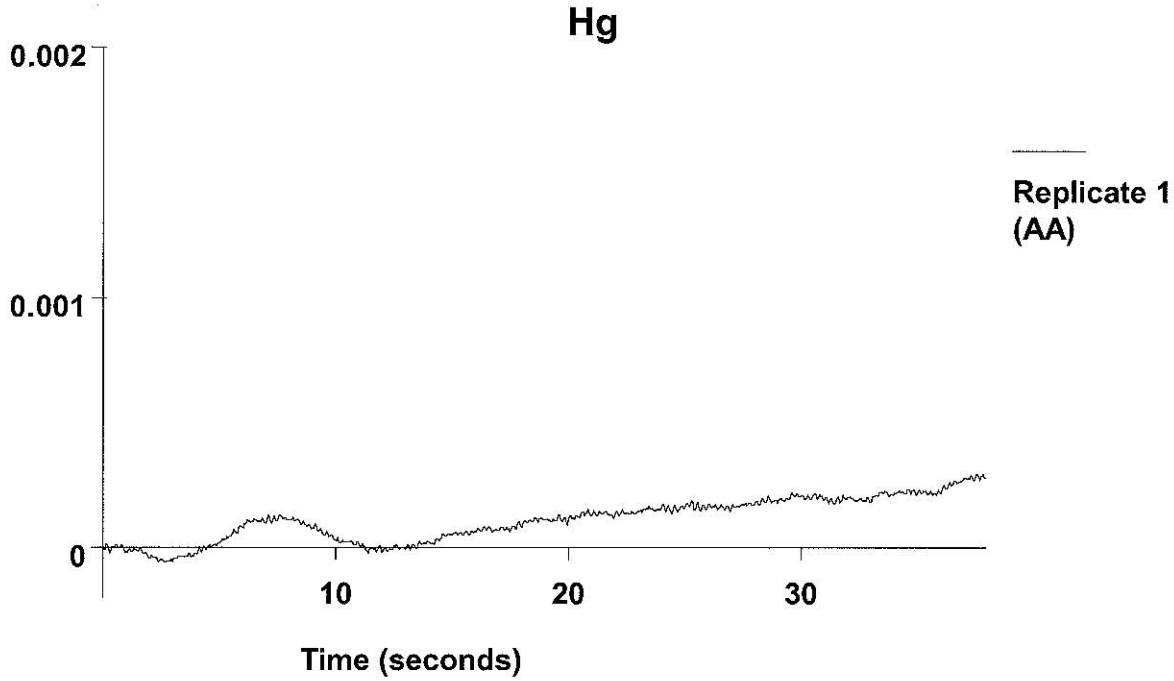

Element: Hg Seq. No.: 31 AS Loc.: 9 Date: 05/01/2012
Sample ID: 128392LCS

Repl #	SampleConc µg/L	StndConc µg/L	BlnkCorr Signal	Peak Area	Peak Height	Time	Peak Stored
1	3.12	3.12	0.0302	0.1660	0.0306	1 12:29:19	Yes

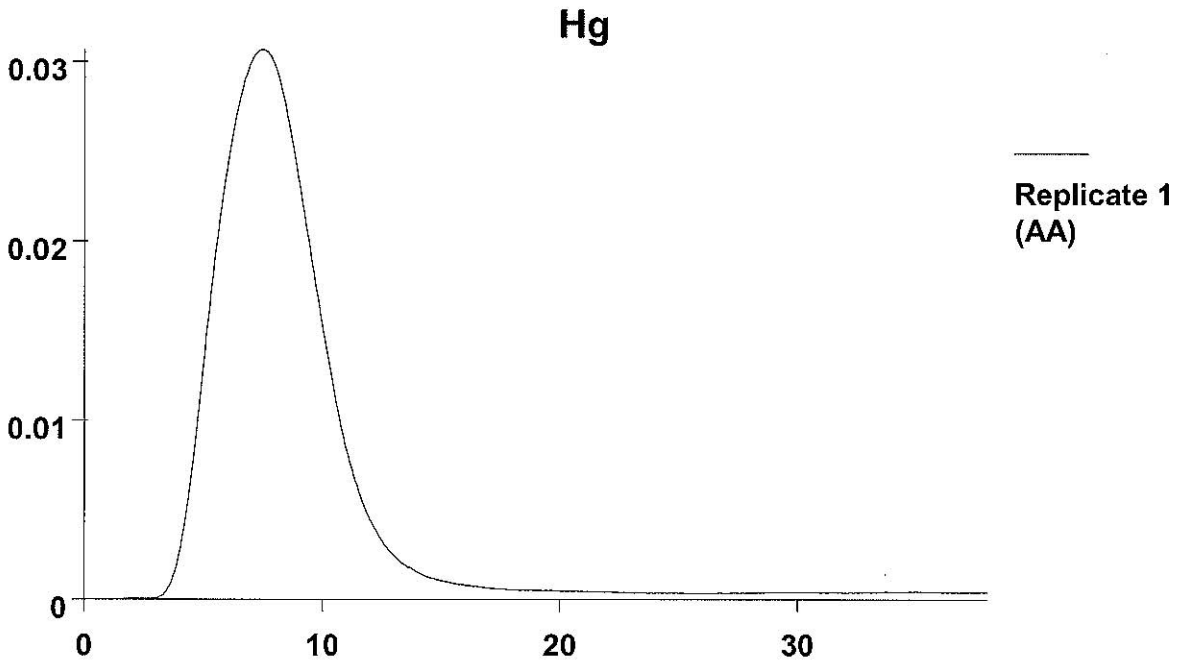

==========

Element: Hg Seq. No.: 32 AS Loc.: 10 Date: 05/01/2012

Sample ID: 128393LCSD

Repl #	SampleConc µg/L	StndConc µg/L	BlnkCorr Signal	Peak Area	Peak Height	Time	Peak Stored
1	3.14	3.14	0.0304	0.1632	0.0307	1 12:31:05	Yes

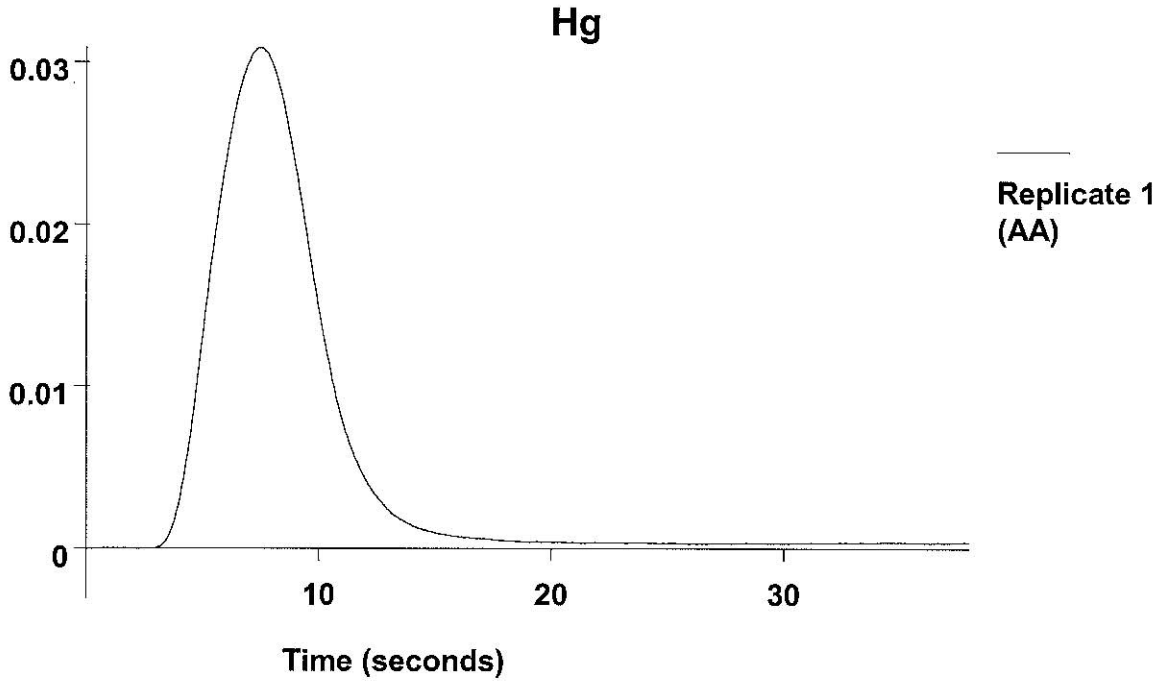

==========

Element: Hg Seq. No.: 33 AS Loc.: 11 Date: 05/01/2012

Sample ID: 350588801

Repl #	SampleConc µg/L	StndConc µg/L	BlnkCorr Signal	Peak Area	Peak Height		Time	Peak Stored
1	0.589	0.589	0.0054	0.0383	0.0057	1	12:32:52	Yes

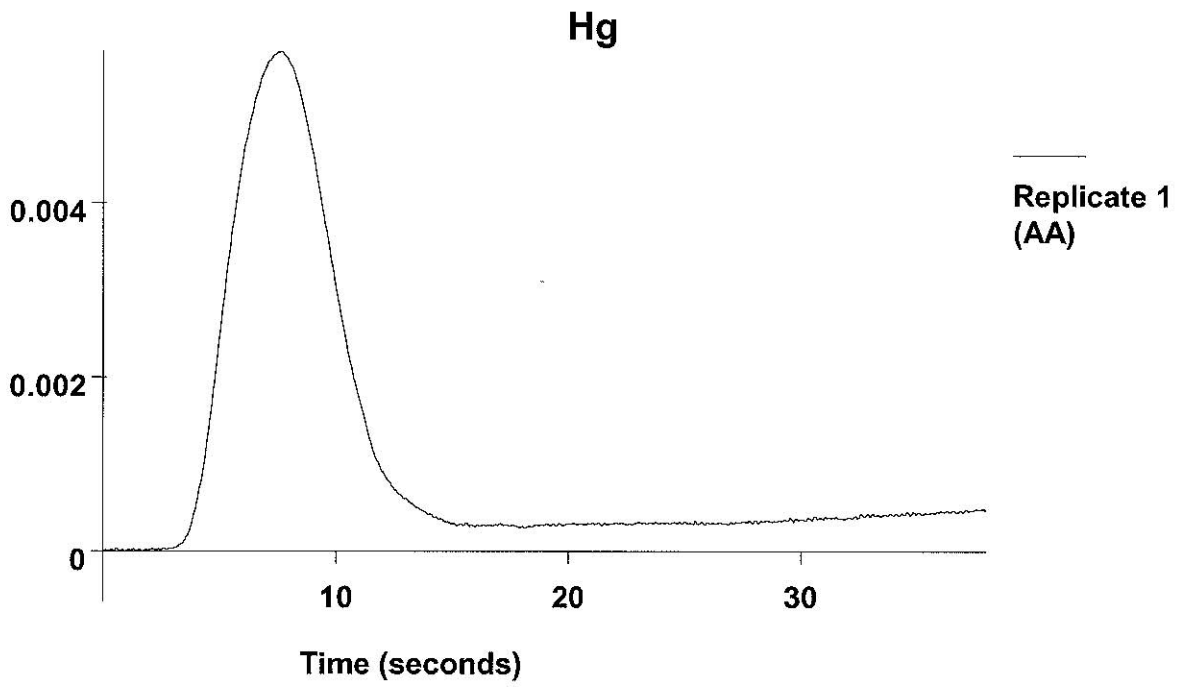

Element: Hg Seq. No.: 34 AS Loc.: 12 Date: 05/01/2012
Sample ID: 128394MS

Repl #	SampleConc µg/L	StndConc µg/L	BlnkCorr Signal	Peak Area	Peak Height		Time	Peak Stored
1	3.56	3.56	0.0345	0.1956	0.0349	1	12:34:40	Yes

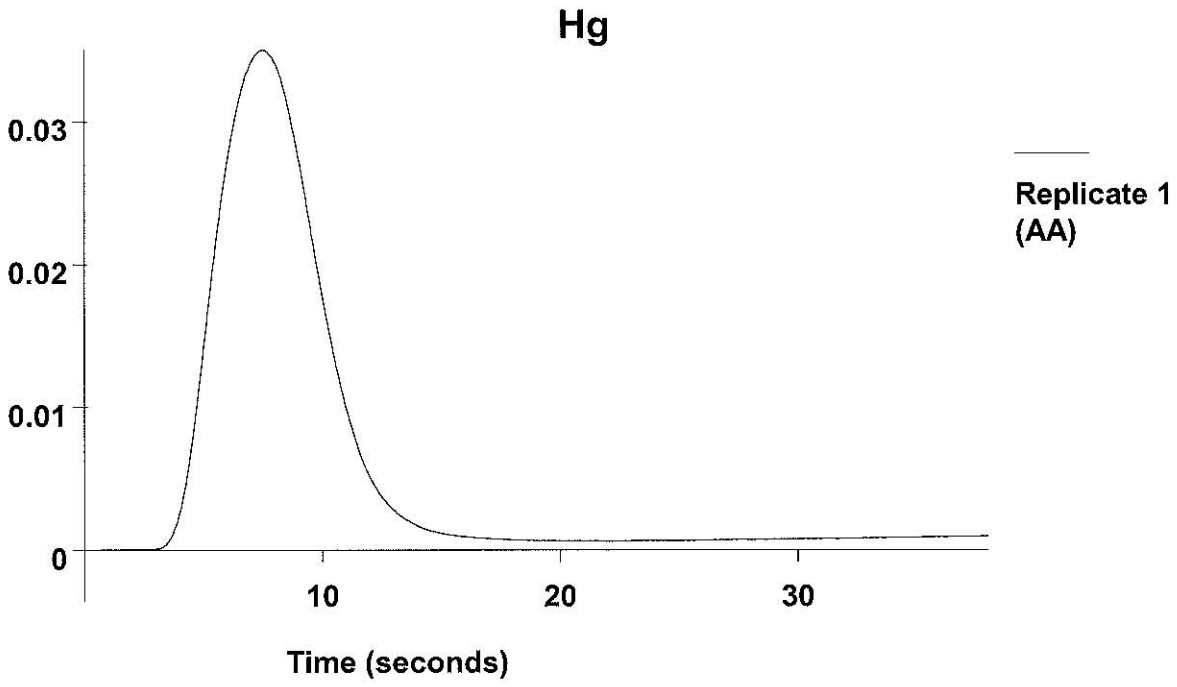

==========

Element: Hg Seq. No.: 35 AS Loc.: 13 Date: 05/01/2012

Sample ID: 128395MSD

Repl #	SampleConc µg/L	StndConc µg/L	BlnkCorr Signal	Peak Area	Peak Height	Time	Peak Stored
1	3.46	3.46	0.0336	0.1814	0.0339	1 12:36:29	Yes

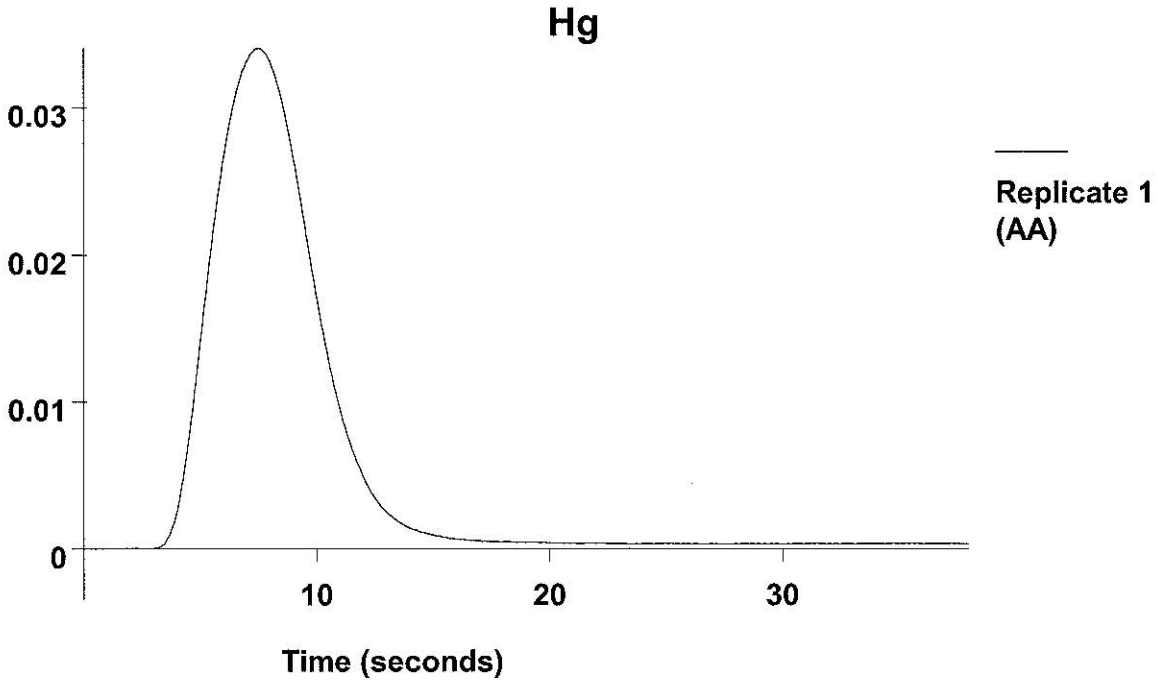

==========

Element: Hg Seq. No.: 36 AS Loc.: 14 Date: 05/01/2012

Sample ID: 350588802

Repl #	SampleConc µg/L	StndConc µg/L	BlnkCorr Signal	Peak Area	Peak Height	Time	Peak Stored
1	0.607	0.607	0.0056	0.0317	0.0059	1 12:38:18	Yes

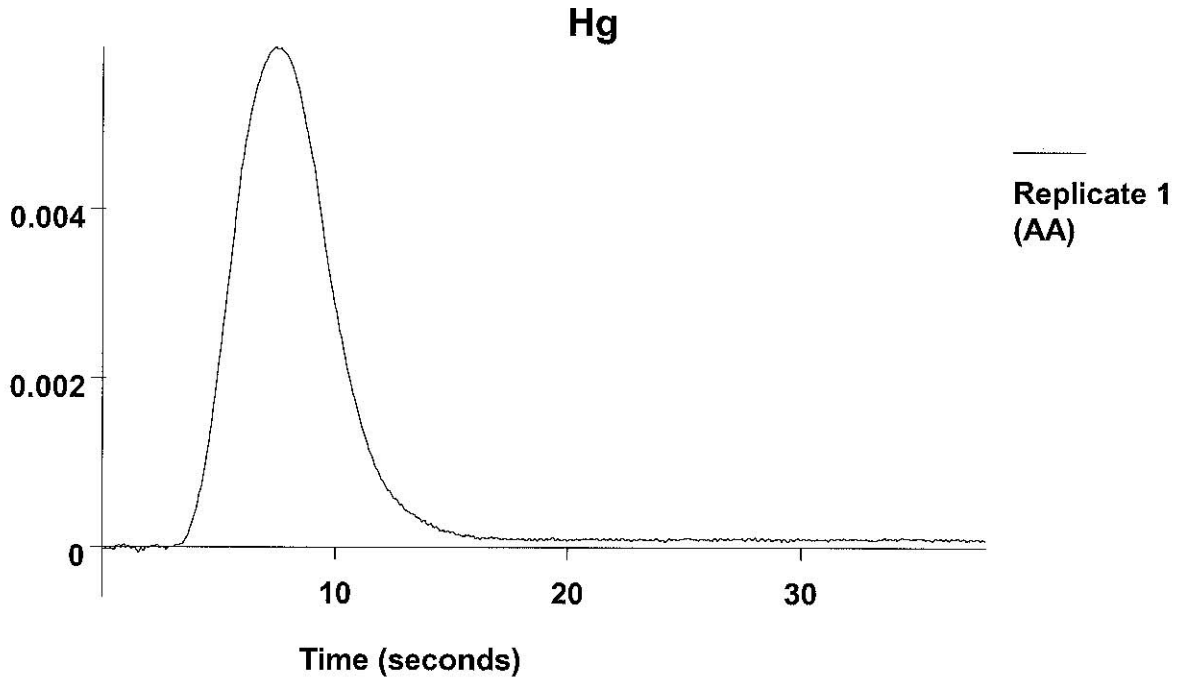

Element: Hg Seq. No.: 37 AS Loc.: 15 Date: 05/01/2012
Sample ID: 350588803

Repl #	SampleConc µg/L	StndConc µg/L	BlnkCorr Signal	Peak Area	Peak Height	Time	Peak Stored
1	0.260	0.260	0.0022	0.0135	0.0025	1 12:40:08	Yes

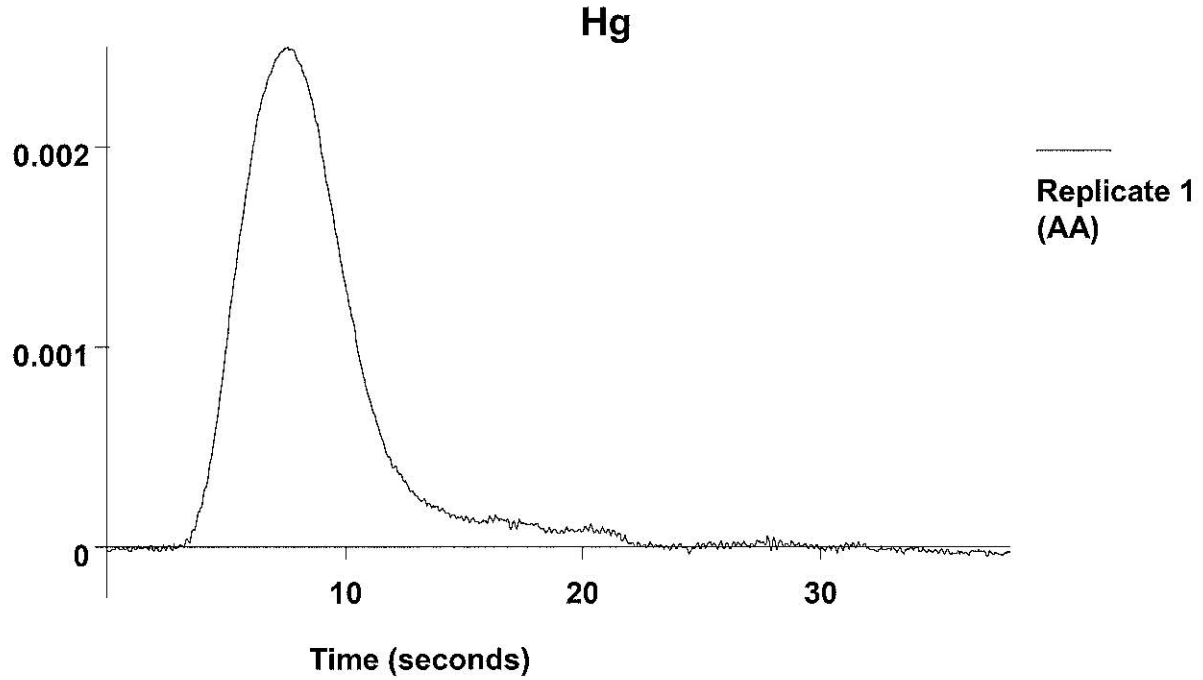

==========

Element: Hg Seq. No.: 38 AS Loc.: 16 Date: 05/01/2012

Sample ID: 350588804

Repl #	SampleConc µg/L	StndConc µg/L	BlnkCorr Signal	Peak Area	Peak Height	Time	Peak Stored
1	0.480	0.480	0.0043	0.0229	0.0046	1 12:42:00	Yes

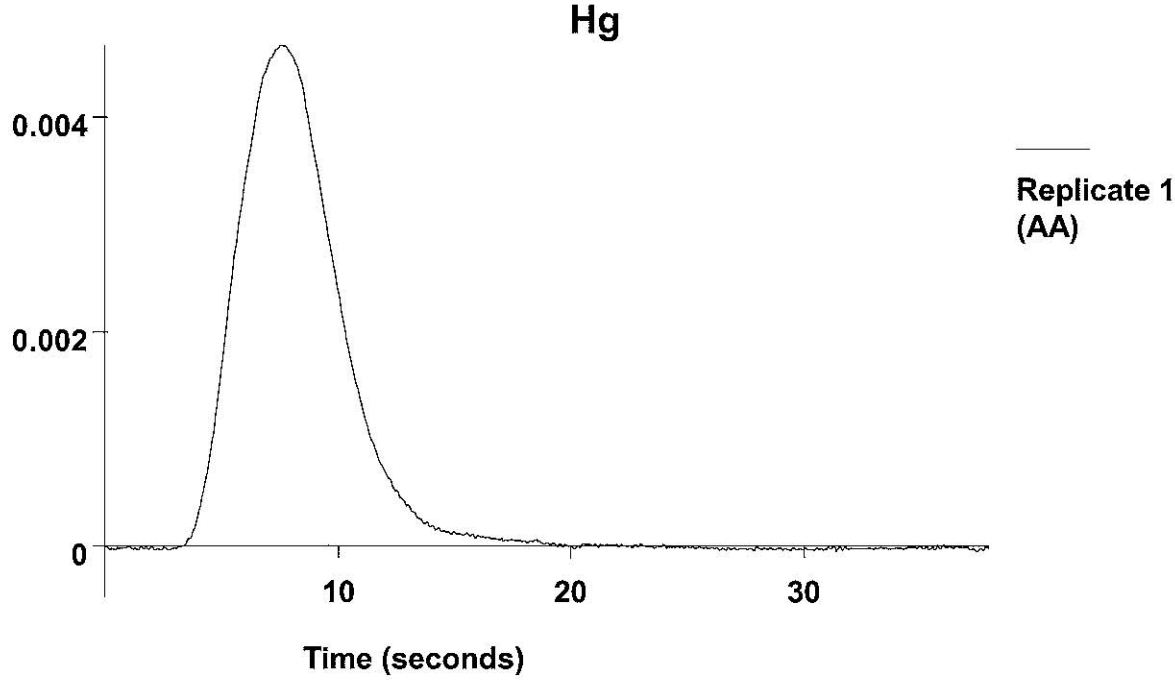

==========

Element: Hg Seq. No.: 39 AS Loc.: 17 Date: 05/01/2012

Sample ID: 350588805

Repl #	SampleConc µg/L	StndConc µg/L	BlnkCorr Signal	Peak Area	Peak Height	Time	Peak Stored
1	0.274	0.274	0.0023	0.0140	0.0026	1 12:43:49	Yes

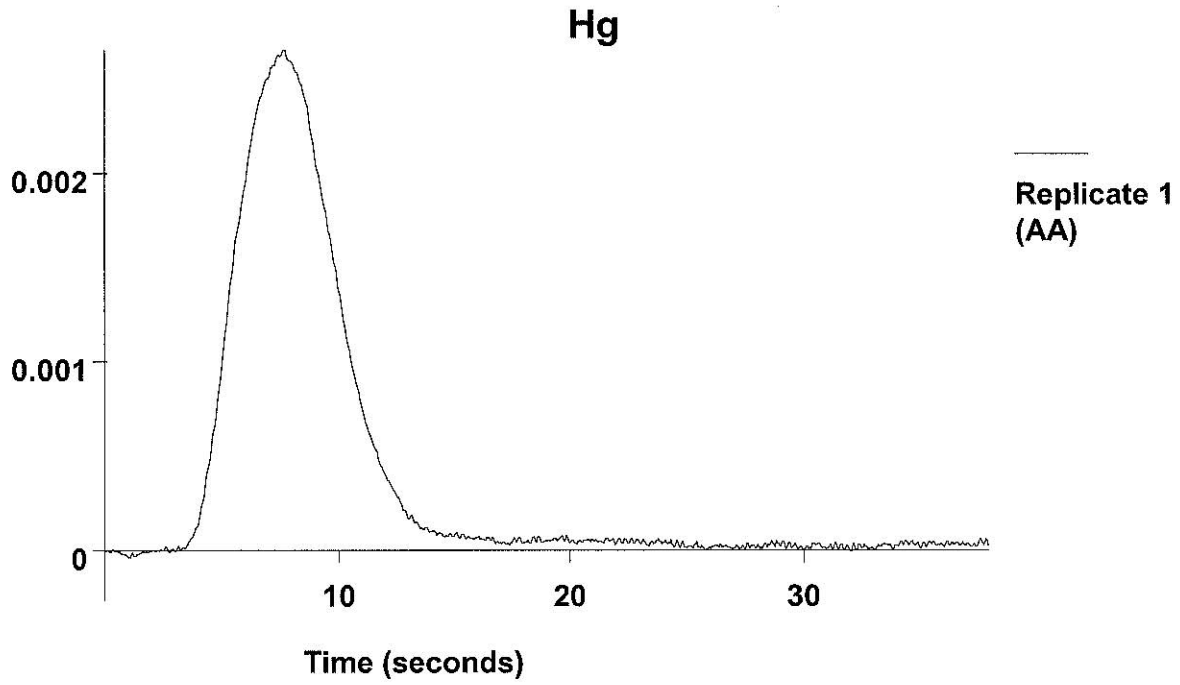

Element: Hg Seq. No.: 40 AS Loc.: 5 Date: 05/01/2012
Sample ID: CCV

Repl #	SampleConc µg/L	StndConc µg/L	BlnkCorr Signal	Peak Area	Peak Height	Time	Peak Stored
1	5.14	5.14	0.0501	0.2652	0.0504	1 12:45:36	Yes

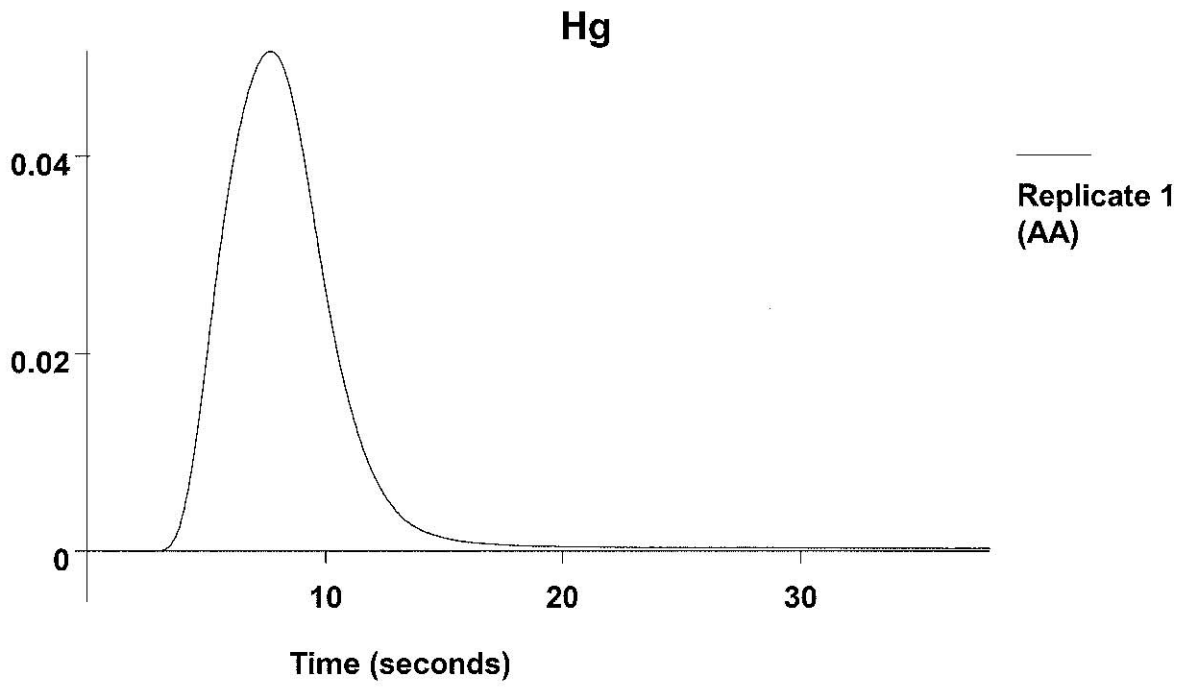

QC value within specified limits.

==========

Element: Hg Seq. No.: 41 AS Loc.: 1 Date: 05/01/2012
Sample ID: CCB

Repl #	SampleConc µg/L	StndConc µg/L	BlnkCorr Signal	Peak Area	Peak Height	Time	Peak Stored
1	0.030	0.030	-0.0001	0.0015	0.0002	1 12:47:23	Yes

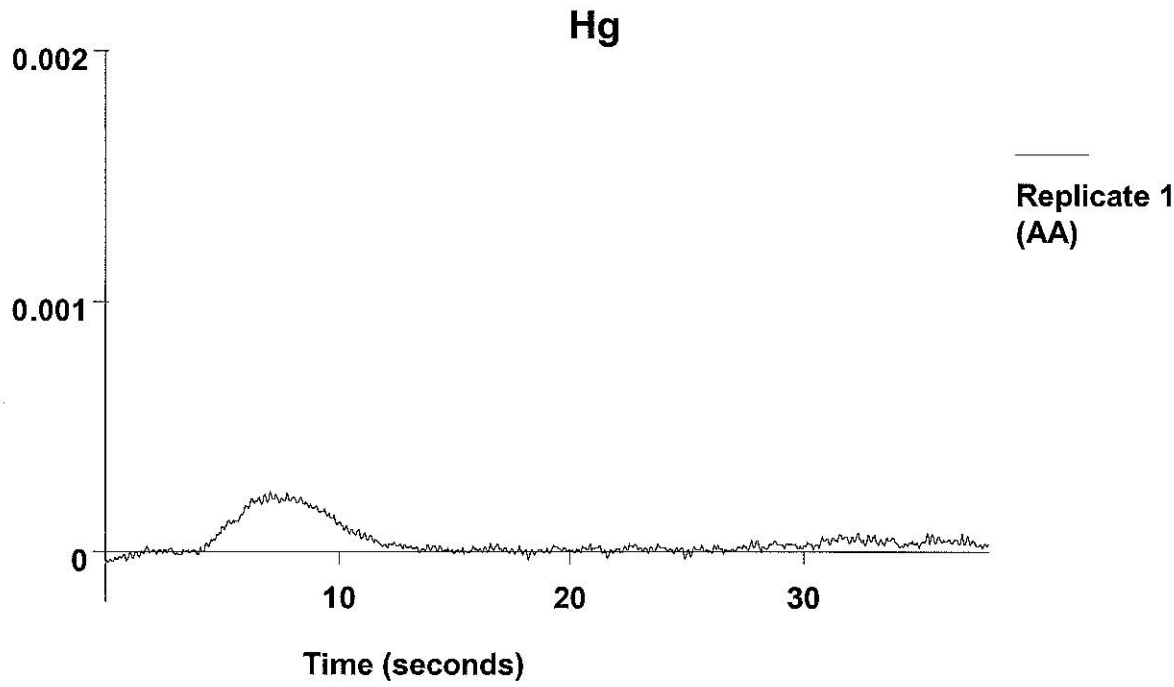

QC value within specified limits.

Element: Hg Seq. No.: 42 AS Loc.: 18 Date: 05/01/2012
Sample ID: 350589201

Repl #	SampleConc µg/L	StndConc µg/L	BlnkCorr Signal	Peak Area	Peak Height	Time	Peak Stored
1	0.201	0.201	0.0016	0.0099	0.0019	1 12:49:08	Yes

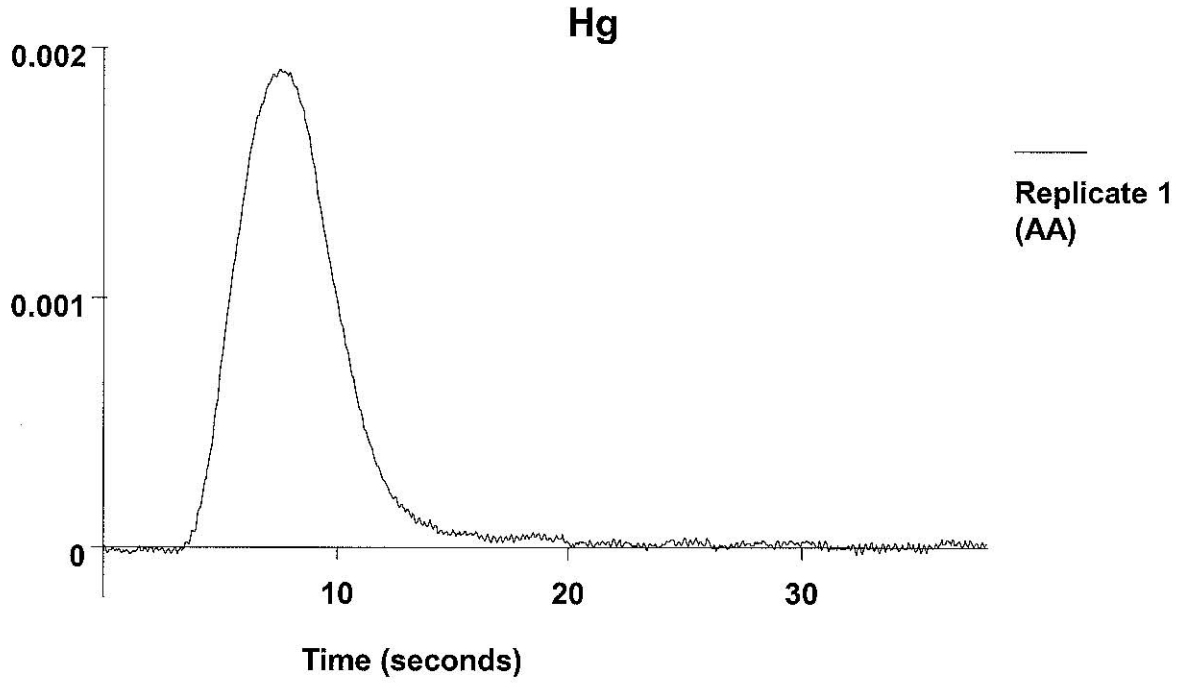

Element: Hg Seq. No.: 43 AS Loc.: 19 Date: 05/01/2012
Sample ID: 350588801L

Repl #	SampleConc µg/L	StndConc µg/L	BlnkCorr Signal	Peak Area	Peak Height	Time	Peak Stored
1	0.137	0.137	0.0009	0.0071	0.0013	1 12:50:52	Yes

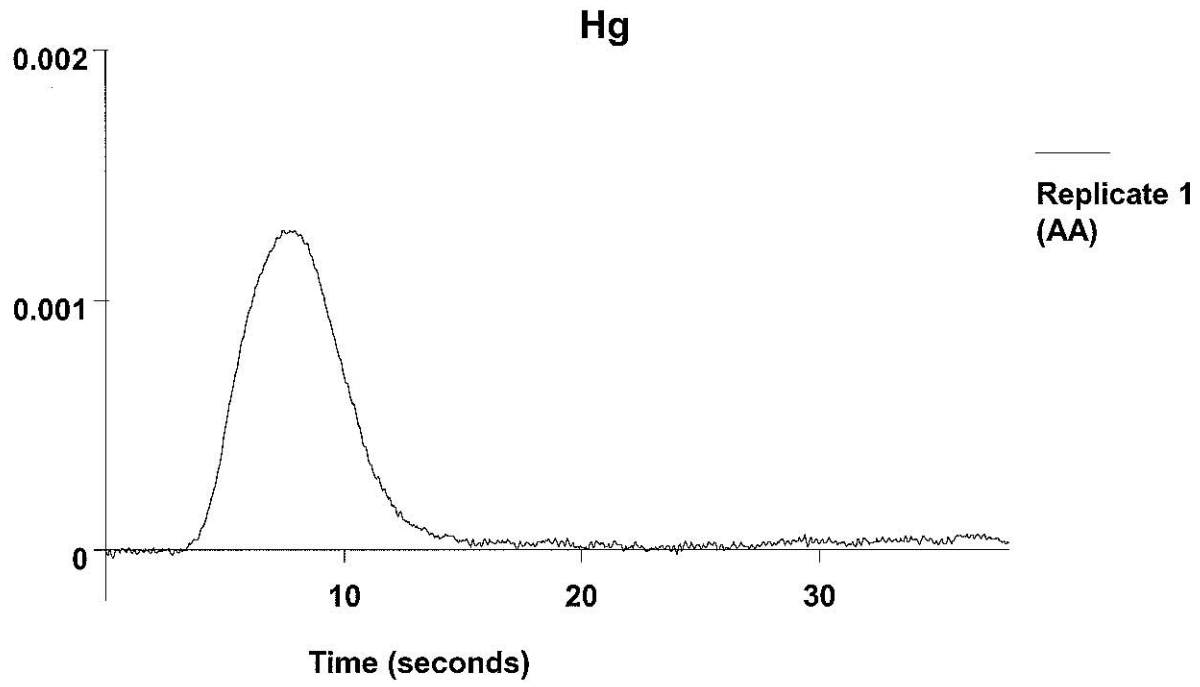

==========

Element: Hg Seq. No.: 44 AS Loc.: 20 Date: 05/01/2012

Sample ID: 350588801A

Repl #	SampleConc µg/L	StndConc µg/L	BlnkCorr Signal	Peak Area	Peak Height	Time	Peak Stored
1	3.56	3.56	0.0346	0.1823	0.0349	1 12:52:39	Yes

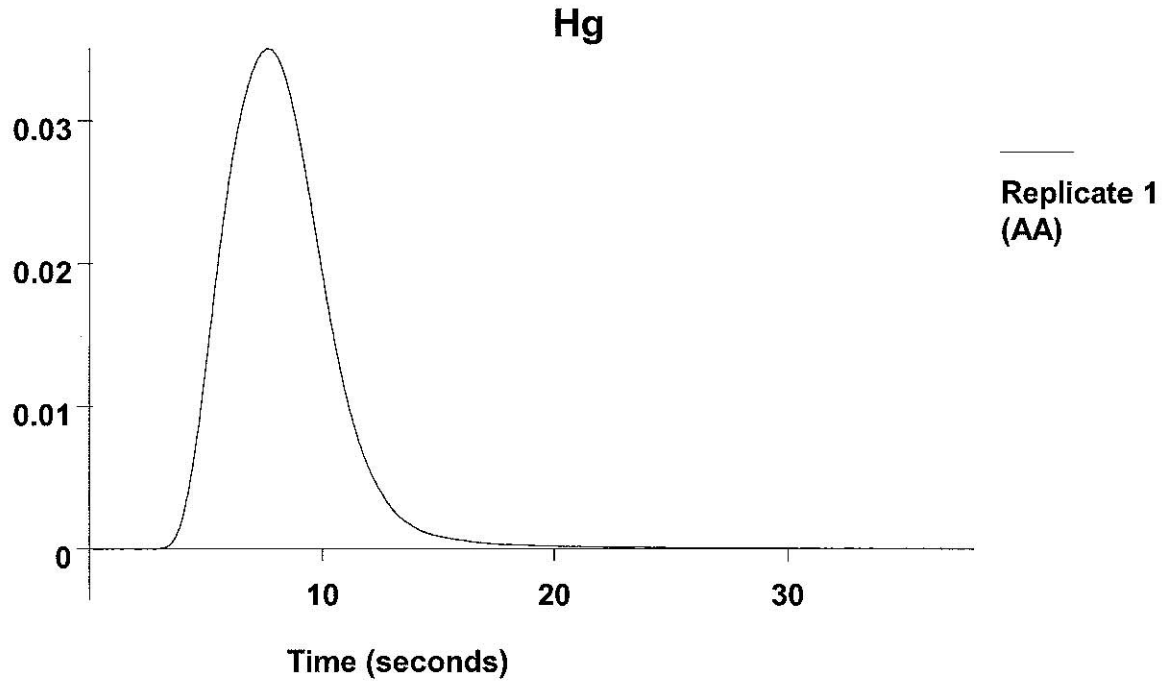

==========

Element: Hg Seq. No.: 45 AS Loc.: 5 Date: 05/01/2012

Sample ID: CCV

Repl #	SampleConc µg/L	StndConc µg/L	BlnkCorr Signal	Peak Area	Peak Height		Time	Peak Stored
1	5.12	5.12	0.0499	0.2599	0.0502	1	12:54:27	Yes

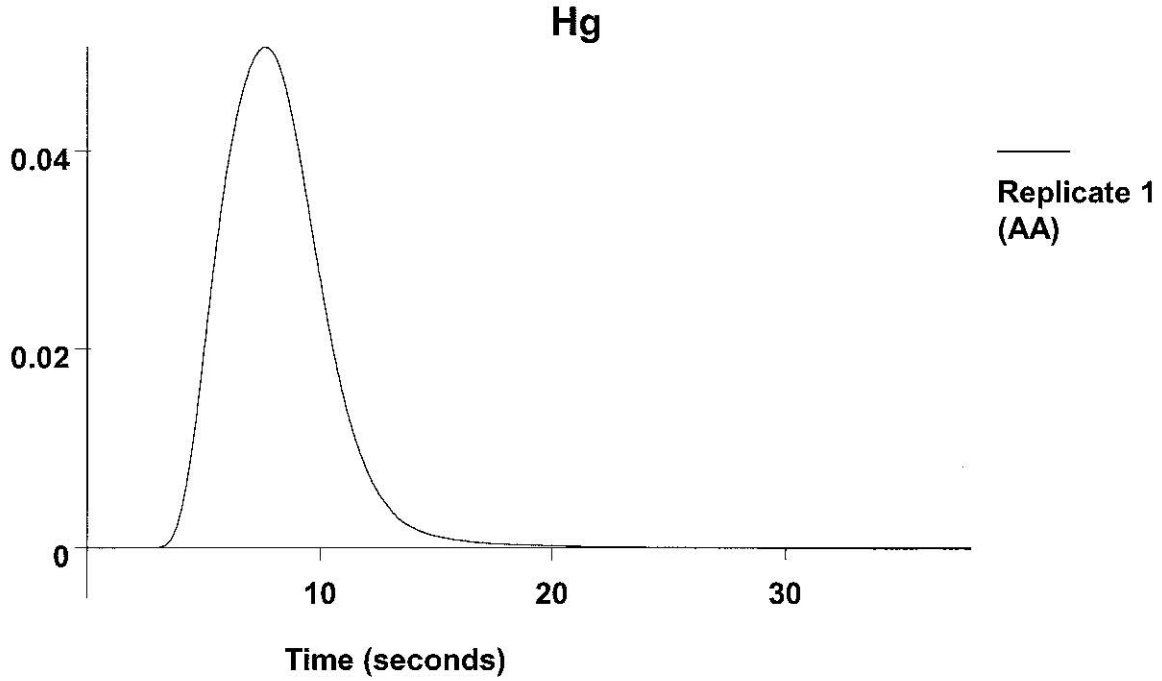

QC value within specified limits.

Element: Hg Seq. No.: 46 AS Loc.: 1 Date: 05/01/2012
Sample ID: CCB

Repl #	SampleConc µg/L	StndConc µg/L	BlnkCorr Signal	Peak Area	Peak Height		Time	Peak Stored
1	0.032	0.032	-0.0001	0.0002	0.0002	1	12:56:14	Yes

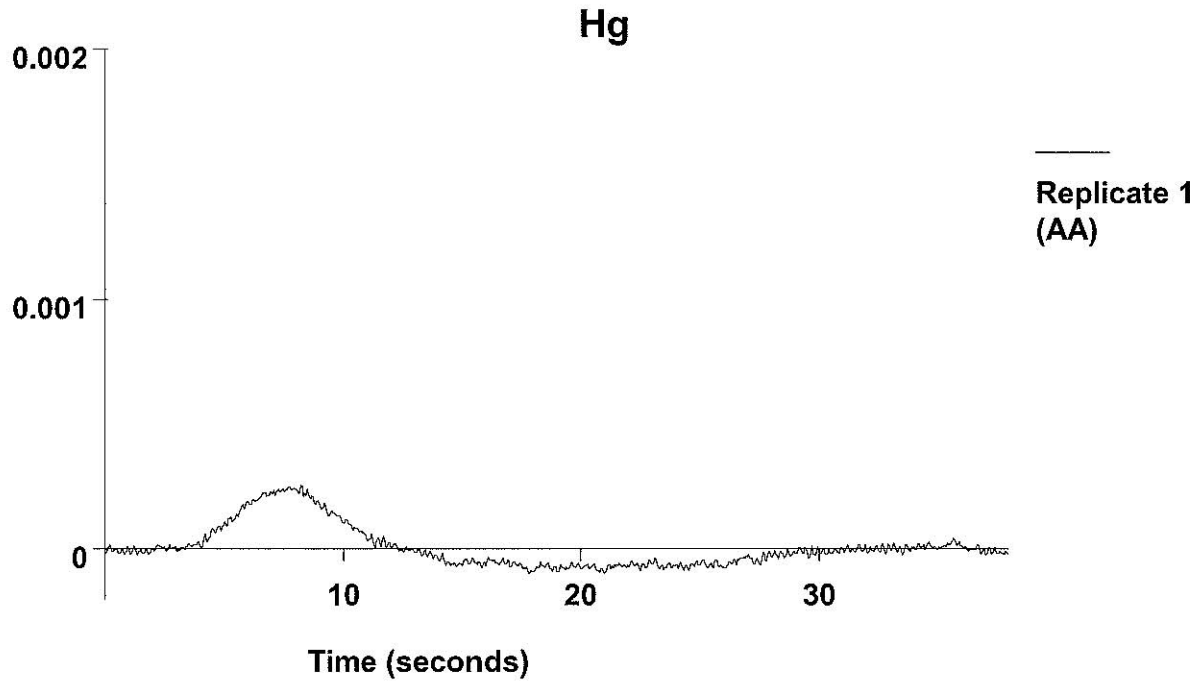

QC value within specified limits.

Seq. No.	1	AS Loc:	1	Date:	5/ 1/12			
Sample ID:	Calib Blank							
Elem	SampleConc	StndConc	Blank Corr Signal	Pk Area	BG Area	Pk Ht	BG Ht	Time
Hg			0.0001	0.0013	158.4758	0.0001	4.1704	11:19:38
Auto-zero performed.								
Mean:			0.0001					
SD:								
%RSD:								

Seq. No.	2	AS Loc:	2	Date:	5/ 1/12			
Sample ID:	CS1							
Elem	SampleConc	StndConc	Blank Corr Signal	Pk Area	BG Area	Pk Ht	BG Ht	Time
Hg			0.0001	0.0026	158.4767	0.0003	4.1705	11:21:24
[Hg] Standard number 1 applied. [0.200]								
Correlation Coefficient: 1.00000		Slope: 0.00064						
Intercept : 0.00000								
Mean:			0.0001					
SD:								
%RSD:								

Seq. No.	3	AS Loc:	3	Date:	5/ 1/12			
Sample ID:	CS2							
Elem	SampleConc	StndConc	Blank Corr Signal	Pk Area	BG Area	Pk Ht	BG Ht	Time
Hg			0.0011	0.0038	158.4675	0.0012	4.1702	11:23:13
[Hg] Standard number 2 applied. [0.500]								
Correlation Coefficient: 0.95537		Slope: 0.00223						
Intercept : -0.00012								
Mean:			0.0011					
SD:								
%RSD:								

Seq. No.	4	AS Loc:	4	Date:	5/ 1/12			
Sample ID:	CS3							
Elem	SampleConc	StndConc	Blank Corr Signal	Pk Area	BG Area	Pk Ht	BG Ht	Time
Hg			0.0032	0.0129	158.4615	0.0034	4.1700	11:25:01
[Hg] Standard number 3 applied. [1.00]								
Correlation Coefficient: 0.97975		Slope: 0.00336						
Intercept : -0.00032								
Mean:			0.0032					
SD:								
%RSD:								

Seq. No.	5	AS Loc:	5	Date:	5/ 1/12			
Sample ID:	CS4							
Elem	SampleConc	StndConc	Blank Corr Signal	Pk Area	BG Area	Pk Ht	BG Ht	Time
Hg			0.0190	0.0711	158.4567	0.0191	4.1699	11:26:51
[Hg] Standard number 4 applied. [5.00]								
Correlation Coefficient: 0.99918		Slope: 0.00388						
Intercept : -0.00053								
Mean:			0.0190					
SD:								
%RSD:								

Seq. No.	6	AS Loc:	6	Date:	5/ 1/12			
Sample ID:	CS5							
Elem	SampleConc	StndConc	Blank Corr Signal	Pk Area	BG Area	Pk Ht	BG Ht	Time
Hg			0.0490	0.1784	158.4499	0.0491	4.1697	11:28:42

[Hg] Standard number 5 applied. [10.0]
Correlation Coefficient: 0.99445 Slope: 0.00485
Intercept : -0.00143
Correlation coefficient for [Hg] is less than the specified (0.994448).

Mean:	0.0490
SD:	
%RSD:	

Seq. No.	7	AS Loc:	1	Date:	5/ 1/12			
Sample ID:	Calib Blank							
Elem	SampleConc	StndConc	Blank Corr Signal	Pk Area	BG Area	Pk Ht	BG Ht	Time
Hg			0.0061	0.0221	158.4524	0.0061	4.1698	11:30:36

Auto-zero performed.

Mean:	0.0061
SD:	
%RSD:	

Seq. No.	8	AS Loc:	1	Date:	5/ 1/12			
Sample ID:	Calib Blank							
Elem	SampleConc	StndConc	Blank Corr Signal	Pk Area	BG Area	Pk Ht	BG Ht	Time
Hg			0.0001	-0.0007	158.4686	0.0001	4.1702	11:34:49

Auto-zero performed.

Mean:	0.0001
SD:	
%RSD:	

Seq. No.	9	AS Loc:	2	Date:	5/ 1/12			
Sample ID:	CS1							
Elem	SampleConc	StndConc	Blank Corr Signal	Pk Area	BG Area	Pk Ht	BG Ht	Time
Hg			0.0011	0.0020	158.4724	0.0012	4.1703	11:36:35

[Hg] Standard number 1 applied. [0.200]
Correlation Coefficient: 1.00000 Slope: 0.00551
Intercept : 0.00000

Mean:	0.0011
SD:	
%RSD:	

Seq. No.	10	AS Loc:	3	Date:	5/ 1/12			
Sample ID:	CS2							
Elem	SampleConc	StndConc	Blank Corr Signal	Pk Area	BG Area	Pk Ht	BG Ht	Time
Hg			0.0028	0.0106	158.4799	0.0029	4.1705	11:38:23

[Hg] Standard number 2 applied. [0.500]
Correlation Coefficient: 0.99994 Slope: 0.00565
Intercept : -0.00001

Mean:	0.0028
SD:	
%RSD:	

Seq. No.	11	AS Loc:	4	Date:	5/ 1/12			
Sample ID:	CS3							
Elem	SampleConc	StndConc	Blank Corr Signal	Pk Area	BG Area	Pk Ht	BG Ht	Time
Hg			0.0076	0.0291	158.4848	0.0077	4.1707	11:40:12

[Hg] Standard number 3 applied. [1.00]
Hg
Correlation Coefficient: 0.99042 Slope: 0.00764
Intercept : -0.00036

Mean:			0.0076					
SD:								
%RSD:								

Seq. No. 12 **AS Loc:** 5 **Date:** 5/ 1/12
Sample ID: CS4

Elem	SampleConc	StndConc	Blank Corr Signal	Pk Area	BG Area	Pk Ht	BG Ht	Time
Hg			0.0351	0.1408	158.4917	0.0352	4.1708	11:42:02

[Hg] Standard number 4 applied. [5.00]
Correlation Coefficient: 0.99952 Slope: 0.00706
Intercept : -0.00014

Mean:			0.0351					
SD:								
%RSD:								

Seq. No. 13 **AS Loc:** 6 **Date:** 5/ 1/12
Sample ID: CS5

Elem	SampleConc	StndConc	Blank Corr Signal	Pk Area	BG Area	Pk Ht	BG Ht	Time
Hg			0.0741	0.2975	158.4919	0.0742	4.1708	11:43:53

[Hg] Standard number 5 applied. [10.0]
Correlation Coefficient: 0.99963 Slope: 0.00739
Intercept : -0.00045

Mean:			0.0741					
SD:								
%RSD:								

Seq. No. 14 **AS Loc:** 7 **Date:** 5/ 1/12
Sample ID: ICV

Elem	SampleConc	StndConc	Blank Corr Signal	Pk Area	BG Area	Pk Ht	BG Ht	Time
Hg	3.89µg/L	3.89µg/L	0.0283	0.1156	158.4987	0.0284	4.1710	11:45:49

QC failed, value greater than upper limit for Hg.
Current analysis method stopped.

Mean:	3.89	3.89	0.0283					
SD:	0.000	0.000						
%RSD:								

Seq. No. 15 **AS Loc:** 7 **Date:** 5/ 1/12
Sample ID: ICV

Elem	SampleConc	StndConc	Blank Corr Signal	Pk Area	BG Area	Pk Ht	BG Ht	Time
Hg	2.66µg/L	2.66µg/L	0.0192	0.0746	158.5147	0.0193	4.1714	11:48:49

QC failed, value less than lower limit for Hg.
Current analysis method stopped.

Mean:	2.66	2.66	0.0192					
SD:	0.000	0.000						
%RSD:								

Seq. No. 16 **AS Loc:** 7 **Date:** 5/ 1/12
Sample ID: ICV

Elem	SampleConc	StndConc	Blank Corr Signal	Pk Area	BG Area	Pk Ht	BG Ht	Time
Hg	2.93µg/L	2.93µg/L	0.0212	0.0985	158.5344	0.0214	4.1719	11:51:39

QC value within specified limits.

Mean:	2.93µg/L	2.93µg/L	0.0212					
SD:	0.000µg/L	0.000µg/L						
%RSD:								

Seq. No.	17	AS Loc:	1	Date:	5/ 1/12			
Sample ID:	ICB							
Elem	**SampleConc**	**StndConc**	**Blank Corr Signal**	**Pk Area**	**BG Area**	**Pk Ht**	**BG Ht**	**Time**
Hg	0.390µg/L	0.390µg/L	0.0024	0.0151	158.5267	0.0025	4.1718	11:53:27
QC failed, value greater than upper limit for Hg. Current analysis method stopped.								
Mean:	0.390	0.390	0.0024					
SD:	0.000	0.000						
%RSD:								

Seq. No.	18	AS Loc:	7	Date:	5/ 1/12			
Sample ID:	ICV							
Elem	**SampleConc**	**StndConc**	**Blank Corr Signal**	**Pk Area**	**BG Area**	**Pk Ht**	**BG Ht**	**Time**
Hg	3.45µg/L	3.45µg/L	0.0250	0.1187	158.5080	0.0251	4.1713	11:58:51
QC failed, value greater than upper limit for Hg. Current analysis method stopped.								
Mean:	3.45	3.45	0.0250					
SD:	0.000	0.000						
%RSD:								

Seq. No.	19	AS Loc:	7	Date:	5/ 1/12			
Sample ID:	ICV							
Elem	**SampleConc**	**StndConc**	**Blank Corr Signal**	**Pk Area**	**BG Area**	**Pk Ht**	**BG Ht**	**Time**
Hg	3.53µg/L	3.53µg/L	0.0256	0.1226	158.5035	0.0257	4.1712	12:02:42
QC failed, value greater than upper limit for Hg. Current analysis method stopped.								
Mean:	3.53	3.53	0.0256					
SD:	0.000	0.000						
%RSD:								

Seq. No.	20	AS Loc:	1	Date:	5/ 1/12			
Sample ID:	Calib Blank							
Elem	**SampleConc**	**StndConc**	**Blank Corr Signal**	**Pk Area**	**BG Area**	**Pk Ht**	**BG Ht**	**Time**
Hg			0.0003	0.0006	158.5147	0.0003	4.1714	12:09:20
Auto-zero performed.								
Mean:			0.0003					
SD:								
%RSD:								

Seq. No.	21	AS Loc:	2	Date:	5/ 1/12			
Sample ID:	CS1							
Elem	**SampleConc**	**StndConc**	**Blank Corr Signal**	**Pk Area**	**BG Area**	**Pk Ht**	**BG Ht**	**Time**
Hg			0.0013	0.0066	158.5103	0.0016	4.1713	12:11:05
[Hg] Standard number 1 applied. [0.200]								
Correlation Coefficient: 1.00000 Slope: 0.00638								
Intercept : 0.00000								
Mean:			0.0013					
SD:								
%RSD:								

Seq. No.	22	AS Loc:	3	Date:	5/ 1/12			
Sample ID:	CS2							
Elem	**SampleConc**	**StndConc**	**Blank Corr Signal**	**Pk Area**	**BG Area**	**Pk Ht**	**BG Ht**	**Time**
Hg			0.0036	0.0230	158.4965	0.0039	4.1710	12:12:52
[Hg] Standard number 2 applied. [0.500]								

Correlation Coefficient: 0.99892 Slope: 0.00715
Hg
Intercept : -0.00006

Mean:			0.0036					
SD:								
%RSD:								

Seq. No. 23 **AS Loc:** 4 **Date:** 5/ 1/12
Sample ID: CS3

Elem	SampleConc	StndConc	Blank Corr Signal	Pk Area	BG Area	Pk Ht	BG Ht	Time
Hg			0.0097	0.0521	158.4814	0.0100	4.1706	12:14:40
[Hg] Standard number 3 applied. [1.00]								
Correlation Coefficient: 0.98978		Slope: 0.00975						
Intercept : -0.00052								
Mean:			0.0097					
SD:								
%RSD:								

Seq. No. 24 **AS Loc:** 5 **Date:** 5/ 1/12
Sample ID: CS4

Elem	SampleConc	StndConc	Blank Corr Signal	Pk Area	BG Area	Pk Ht	BG Ht	Time
Hg			0.0498	0.2608	158.4731	0.0502	4.1704	12:16:32
[Hg] Standard number 4 applied. [5.00]								
Correlation Coefficient: 0.99966		Slope: 0.01009						
Intercept : -0.00066								
Mean:			0.0498					
SD:								
%RSD:								

Seq. No. 25 **AS Loc:** 6 **Date:** 5/ 1/12
Sample ID: CS5

Elem	SampleConc	StndConc	Blank Corr Signal	Pk Area	BG Area	Pk Ht	BG Ht	Time
Hg			0.0973	0.5010	158.4642	0.0976	4.1701	12:18:24
[Hg] Standard number 5 applied. [10.0]								
Correlation Coefficient: 0.99982		Slope: 0.00982						
Intercept : -0.00040								
Mean:			0.0973					
SD:								
%RSD:								

Seq. No. 26 **AS Loc:** 7 **Date:** 5/ 1/12
Sample ID: ICV

Elem	SampleConc	StndConc	Blank Corr Signal	Pk Area	BG Area	Pk Ht	BG Ht	Time
Hg	3.11µg/L	3.11µg/L	0.0301	0.1579	158.4571	0.0305	4.1699	12:20:20
QC value within specified limits.								
Mean:	3.11µg/L	3.11µg/L	0.0301					
SD:	0.000µg/L	0.000µg/L						
%RSD:								

Seq. No. 27 **AS Loc:** 1 **Date:** 5/ 1/12
Sample ID: ICB

Elem	SampleConc	StndConc	Blank Corr Signal	Pk Area	BG Area	Pk Ht	BG Ht	Time
Hg	0.043µg/L	0.043µg/L	0.0000	0.0005	158.4568	0.0003	4.1699	12:22:09
QC value within specified limits.								
Mean:	0.043µg/L	0.043µg/L	0.0000					
SD:	0.000µg/L	0.000µg/L						
%RSD:								

Seq. No.	28	AS Loc:	5	Date:	5/ 1/12			
Sample ID:	CCV							
Elem	**SampleConc**	**StndConc**	**Blank Corr Signal**	**Pk Area**	**BG Area**	**Pk Ht**	**BG Ht**	**Time**
Hg	5.09µg/L	5.09µg/L	0.0496	0.2595	158.4570	0.0499	4.1699	12:23:55
QC value within specified limits.								
Mean:	5.09µg/L	5.09µg/L	0.0496					
SD:	0.000µg/L	0.000µg/L						
%RSD:								

Seq. No.	29	AS Loc:	1	Date:	5/ 1/12			
Sample ID:	CCB							
Elem	**SampleConc**	**StndConc**	**Blank Corr Signal**	**Pk Area**	**BG Area**	**Pk Ht**	**BG Ht**	**Time**
Hg	0.047µg/L	0.047µg/L	0.0001	0.0082	158.4292	0.0004	4.1692	12:25:43
QC value within specified limits.								
Mean:	0.047µg/L	0.047µg/L	0.0001					
SD:	0.000µg/L	0.000µg/L						
%RSD:								

Seq. No.	30	AS Loc:	8	Date:	5/ 1/12			
Sample ID:	128391MB							
Elem	**SampleConc**	**StndConc**	**Blank Corr Signal**	**Pk Area**	**BG Area**	**Pk Ht**	**BG Ht**	**Time**
Hg	0.037µg/L	0.037µg/L	-0.0000	0.0042	158.3955	0.0003	4.1683	12:27:32
Mean:	0.037µg/L	0.037µg/L	-0.0000					
SD:	0.000µg/L	0.000µg/L						
%RSD:								

Seq. No.	31	AS Loc:	9	Date:	5/ 1/12			
Sample ID:	128392LCS							
Elem	**SampleConc**	**StndConc**	**Blank Corr Signal**	**Pk Area**	**BG Area**	**Pk Ht**	**BG Ht**	**Time**
Hg	3.12µg/L	3.12µg/L	0.0302	0.1660	158.3678	0.0306	4.1676	12:29:19
Mean:	3.12µg/L	3.12µg/L	0.0302					
SD:	0.000µg/L	0.000µg/L						
%RSD:								

Seq. No.	32	AS Loc:	10	Date:	5/ 1/12			
Sample ID:	128393LCSD							
Elem	**SampleConc**	**StndConc**	**Blank Corr Signal**	**Pk Area**	**BG Area**	**Pk Ht**	**BG Ht**	**Time**
Hg	3.14µg/L	3.14µg/L	0.0304	0.1632	158.3295	0.0307	4.1666	12:31:05
Mean:	3.14µg/L	3.14µg/L	0.0304					
SD:	0.000µg/L	0.000µg/L						
%RSD:								

Seq. No.	33	AS Loc:	11	Date:	5/ 1/12			
Sample ID:	350588801							
Elem	**SampleConc**	**StndConc**	**Blank Corr Signal**	**Pk Area**	**BG Area**	**Pk Ht**	**BG Ht**	**Time**
Hg	0.589µg/L	0.589µg/L	0.0054	0.0383	158.2876	0.0057	4.1655	12:32:52
Mean:	0.589µg/L	0.589µg/L	0.0054					
SD:	0.000µg/L	0.000µg/L						
%RSD:								

Seq. No.	34	AS Loc:	12	Date:	5/ 1/12			
Sample ID:	128394MS							
Elem	**SampleConc**	**StndConc**	**Blank Corr Signal**	**Pk Area**	**BG Area**	**Pk Ht**	**BG Ht**	**Time**
Hg	3.56µg/L	3.56µg/L	0.0345	0.1956	158.2253	0.0349	4.1638	12:34:40

Mean:	3.56µg/L	3.56µg/L	0.0345
SD:	0.000µg/L	0.000µg/L	
%RSD:			

Seq. No. 35 **AS Loc:** 13 **Date:** 5/ 1/12
Sample ID: 128395MSD

Elem	SampleConc	StndConc	Blank Corr Signal	Pk Area	BG Area	Pk Ht	BG Ht	Time
Hg	3.46µg/L	3.46µg/L	0.0336	0.1814	158.1207	0.0339	4.1611	12:36:29
Mean:	3.46µg/L	3.46µg/L	0.0336					
SD:	0.000µg/L	0.000µg/L						
%RSD:								

Seq. No. 36 **AS Loc:** 14 **Date:** 5/ 1/12
Sample ID: 350588802

Elem	SampleConc	StndConc	Blank Corr Signal	Pk Area	BG Area	Pk Ht	BG Ht	Time
Hg	0.607µg/L	0.607µg/L	0.0056	0.0317	158.0986	0.0059	4.1605	12:38:18
Mean:	0.607µg/L	0.607µg/L	0.0056					
SD:	0.000µg/L	0.000µg/L						
%RSD:								

Seq. No. 37 **AS Loc:** 15 **Date:** 5/ 1/12
Sample ID: 350588803

Elem	SampleConc	StndConc	Blank Corr Signal	Pk Area	BG Area	Pk Ht	BG Ht	Time
Hg	0.260µg/L	0.260µg/L	0.0022	0.0135	158.0931	0.0025	4.1603	12:40:08
Mean:	0.260µg/L	0.260µg/L	0.0022					
SD:	0.000µg/L	0.000µg/L						
%RSD:								

Seq. No. 38 **AS Loc:** 16 **Date:** 5/ 1/12
Sample ID: 350588804

Elem	SampleConc	StndConc	Blank Corr Signal	Pk Area	BG Area	Pk Ht	BG Ht	Time
Hg	0.480µg/L	0.480µg/L	0.0043	0.0229	158.1013	0.0046	4.1606	12:42:00
Mean:	0.480µg/L	0.480µg/L	0.0043					
SD:	0.000µg/L	0.000µg/L						
%RSD:								

Seq. No. 39 **AS Loc:** 17 **Date:** 5/ 1/12
Sample ID: 350588805

Elem	SampleConc	StndConc	Blank Corr Signal	Pk Area	BG Area	Pk Ht	BG Ht	Time
Hg	0.274µg/L	0.274µg/L	0.0023	0.0140	158.0987	0.0026	4.1605	12:43:49
Mean:	0.274µg/L	0.274µg/L	0.0023					
SD:	0.000µg/L	0.000µg/L						
%RSD:								

Seq. No. 40 **AS Loc:** 5 **Date:** 5/ 1/12
Sample ID: CCV

Elem	SampleConc	StndConc	Blank Corr Signal	Pk Area	BG Area	Pk Ht	BG Ht	Time
Hg	5.14µg/L	5.14µg/L	0.0501	0.2652	158.0973	0.0504	4.1604	12:45:36
QC value within specified limits.								
Mean:	5.14µg/L	5.14µg/L	0.0501					
SD:	0.000µg/L	0.000µg/L						
%RSD:								

Seq. No.	41	AS Loc:	1	Date:	5/ 1/12			
Sample ID:	CCB							
Elem	SampleConc	StndConc	Blank Corr Signal	Pk Area	BG Area	Pk Ht	BG Ht	Time
Hg	0.030µg/L	0.030µg/L	-0.0001	0.0015	158.0790	0.0002	4.1600	12:47:23
QC value within specified limits.								
Mean:	0.030µg/L	0.030µg/L	-0.0001					
SD:	0.000µg/L	0.000µg/L						
%RSD:								

Seq. No.	42	AS Loc:	18	Date:	5/ 1/12			
Sample ID:	350589201							
Elem	SampleConc	StndConc	Blank Corr Signal	Pk Area	BG Area	Pk Ht	BG Ht	Time
Hg	0.201µg/L	0.201µg/L	0.0016	0.0099	158.0744	0.0019	4.1599	12:49:08
Mean:	0.201µg/L	0.201µg/L	0.0016					
SD:	0.000µg/L	0.000µg/L						
%RSD:								

Seq. No.	43	AS Loc:	19	Date:	5/ 1/12			
Sample ID:	350588801L							
Elem	SampleConc	StndConc	Blank Corr Signal	Pk Area	BG Area	Pk Ht	BG Ht	Time
Hg	0.137µg/L	0.137µg/L	0.0009	0.0071	158.0732	0.0013	4.1598	12:50:52
Mean:	0.137µg/L	0.137µg/L	0.0009					
SD:	0.000µg/L	0.000µg/L						
%RSD:								

Seq. No.	44	AS Loc:	20	Date:	5/ 1/12			
Sample ID:	350588801A							
Elem	SampleConc	StndConc	Blank Corr Signal	Pk Area	BG Area	Pk Ht	BG Ht	Time
Hg	3.56µg/L	3.56µg/L	0.0346	0.1823	158.0740	0.0349	4.1598	12:52:39
Mean:	3.56µg/L	3.56µg/L	0.0346					
SD:	0.000µg/L	0.000µg/L						
%RSD:								

Seq. No.	45	AS Loc:	5	Date:	5/ 1/12			
Sample ID:	CCV							
Elem	SampleConc	StndConc	Blank Corr Signal	Pk Area	BG Area	Pk Ht	BG Ht	Time
Hg	5.12µg/L	5.12µg/L	0.0499	0.2599	158.0788	0.0502	4.1600	12:54:27
QC value within specified limits.								
Mean:	5.12µg/L	5.12µg/L	0.0499					
SD:	0.000µg/L	0.000µg/L						
%RSD:								

Seq. No.	46	AS Loc:	1	Date:	5/ 1/12			
Sample ID:	CCB							
Elem	SampleConc	StndConc	Blank Corr Signal	Pk Area	BG Area	Pk Ht	BG Ht	Time
Hg	0.032µg/L	0.032µg/L	-0.0001	0.0002	158.0903	0.0002	4.1603	12:56:14
QC value within specified limits.								
Mean:	0.032µg/L	0.032µg/L	-0.0001					
SD:	0.000µg/L	0.000µg/L						
%RSD:								

STANDARDS LOG

Standard ID	Type	Manufacturer	Mfg Lot	Expires	Volume	Created on	Created by
39044	Mercury_CAL_STK	High Purity	1030115	7/4/2012	125 mL	1/6/2011	ggalvis
1000 UG/ML: Mercury							

Standard ID	Type	Manufacturer	Mfg Lot	Expires	Volume	Created on	Created by
39045	Mercury_ICV_STK	CPI international	09I049	7/5/2012	125 ml	1/12/2011	ggalvis
1000 UG/ML: Mercury							

Standard ID	Type	Manufacturer	Mfg Lot	Expires	Volume	Created on	Created by
45139	HNO3	fisher	1111101	11/30/2014	2.5 L	12/11/2011	ddthompson

3505892

Standard ID	Type	Manufacturer	Mfg Lot	Expires	Volume	Created on	Created by
45797	Mercury_Low_Working			7/4/2012	10 ML	4/11/2012	jbowman
100 UG/L: Mercury							
COMPOSED OF:							
45139: 1 ML 45798: 1 ML							

Standard ID	Type	Manufacturer	Mfg Lot	Expires	Volume	Created on	Created by
45798	Mercury_High_Working			7/4/2012	100 ML	4/11/2012	jbowman
1000 UG/L: Mercury							
COMPOSED OF:							
39044: 0.1 ML 45139: 0.1 ML							

Standard ID	Type	Manufacturer	Mfg Lot	Expires	Volume	Created on	Created by
45799	Mercury_ICV_Working			7/4/2012	100 ML	4/11/2012	jbowman
1000 UG/L: Mercury							

2861

STANDARDS LOG

COMPOSED OF:

39045: 0.1 ML 45139: 0.1 ML

3505892

2862

Raw Data Inorganics/Metals

Spectrum Analytical, Inc. Florida Division

Prepared by: JB
Balance ID: NA
Filter Lot: NA
LCS/MS/SD Spike amount: .050 mL Each
Water Bath Temperature: 95 °C
Dig Tube: 1202052

Date Prepared: 4/30/12
Majors Spike: MET# NA
Minors Spike: MET# 45240
Pipette(s) Used for spikes: P6
Thermometer ID: 289366
Glass Beads: NA

Reagents: PM#
HNO_3 45139
HCl NA
H_2O_2 45964

Method (Circle one)
Water: 3010A = ICP
3005A = ICP
3020A Mod = Furnace
3020A Sb Mod = Furnace
Soil: 3050B = ICP or Furnace
ILMO5.2 = CLP

PREP ID # 043012C
Start Time: 18:38 Stop Time: 9:37

7841, 7740

	Container #	Sample ID	ID	Initial Weight (g) or Volume (mL) 3 SigFig	Final volume (mL)	Comment or Notification: 7740	Pilot Batch #: 9267
		Blk 043012C	BLK	50	50.0 mL		Pilot# 128345
		LCS	LCS				Pilot# 46
		LCSD	LCSD				Pilot# 47
1	7	3505881 04				IV 5/11	
1			MS				Pilot# 48
1			SD				Pilot# 49
2	1	06					
3	5	3505864 02				IV 5/10	
4			MS				7841 Pilot Batch#: 9268
5			SD				MB Pilot#: 128354
6	7	16					Lcs Pilot#: 55
7	7	3505892 02				IV 5/14	LCSD Pilot#: 56
8	5	03					MS Pilot#: 57
9	7	04					MSD Pilot#: 58
10	1	05					
11							
12							
13							
14		4/30/12					
15		JB					
16							
17							
18							
19							
20							

==========

Method Loaded
Method Name: TL-012104short run **Method Last Saved: 3/12/2009 9:38:31 AM**
Method Description: Thallium-short run

==========

Sequence No.: 1 **Autosampler Location: 1**
Sample ID: Calib Blank **Date Collected: 5/3/2012 5:38:51 PM**
Analyst: **Data Type: Original**
uL dispensed: 5 from 7, 20 from 1

Replicate Data: Calib Blank

Repl #	SampleConc ug/L	StndConc ug/L	BlnkCorr Signal	Peak Area	Peak Height	Bkgnd Area	Bkgnd Height	Time	Peak Stored
1		[0.00]	0.0009	0.0009	0.0023	0.0078	0.0267	17:39:29	Yes
2		[0.00]	0.0011	0.0011	0.0024	0.0078	0.0253	17:42:21	Yes

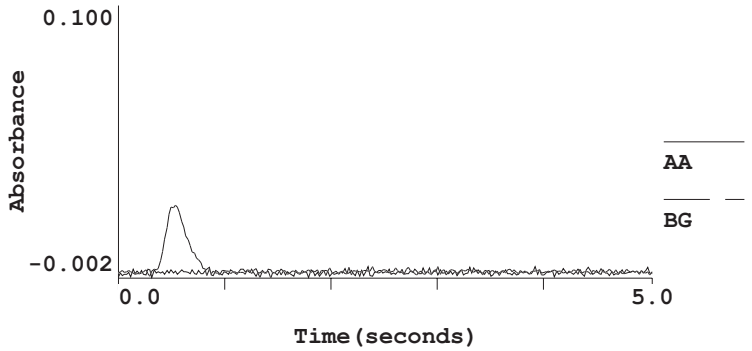

Mean:	[0.00]	0.0010
SD:	0.00	0.0002
%RSD:	0.00	16.24

Auto-zero performed.

==========

Sequence No.: 2 **Autosampler Location: 2**
Sample ID: 1ppb **Date Collected: 5/3/2012 5:44:24 PM**
Analyst: **Data Type: Original**
uL dispensed: 5 from 7, 20 from 2

Replicate Data: 1ppb

Repl #	SampleConc ug/L	StndConc ug/L	BlnkCorr Signal	Peak Area	Peak Height	Bkgnd Area	Bkgnd Height	Time	Peak Stored
1		[1]	0.0018	0.0027	0.0036	0.0071	0.0210	17:45:13	Yes
2		[1]	0.0014	0.0024	0.0054	0.0068	0.0216	17:48:05	Yes

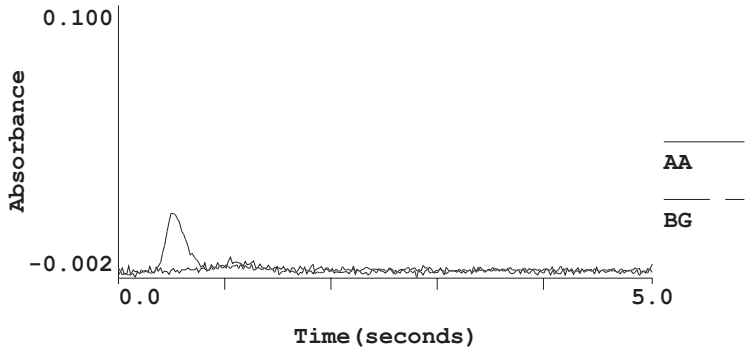

Mean:	[1]	0.0016
SD:	0	0.0002
%RSD:	0	14.42

Standard number 1 applied. [1]
Correlation Coef.: 1.000000 Slope: 0.00161 Intercept: 0.00000

Sequence No.: 3
Sample ID: 10ppb
Analyst:
uL dispensed: 5 from 7, 20 from 3

Autosampler Location: 3
Date Collected: 5/3/2012 5:50:08 PM
Data Type: Original

Replicate Data: 10ppb

Repl #	SampleConc ug/L	StndConc ug/L	BlnkCorr Signal	Peak Area	Peak Height	Bkgnd Area	Bkgnd Height	Time	Peak Stored
1		[10]	0.0164	0.0174	0.0352	0.0143	0.0207	17:50:57	Yes
2		[10]	0.0158	0.0168	0.0330	0.0156	0.0236	17:53:49	Yes

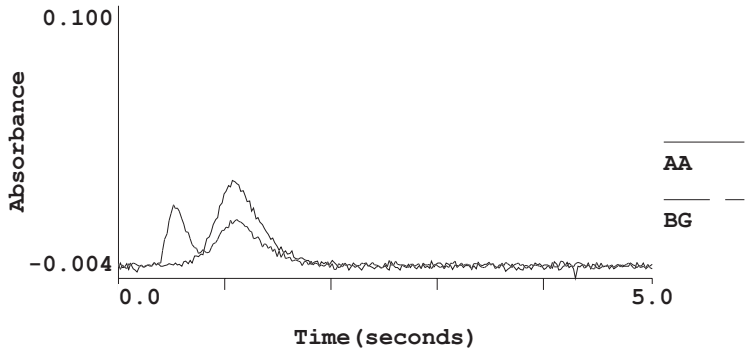

Mean: [10] 0.0161
SD: 0 0.0004
%RSD: 0 2.60
Standard number 2 applied. [10]
Correlation Coef.: 1.000000 Slope: 0.00161 Intercept: 0.00000

Sequence No.: 4
Sample ID: 25ppb
Analyst:
uL dispensed: 5 from 7, 20 from 4

Autosampler Location: 4
Date Collected: 5/3/2012 5:55:52 PM
Data Type: Original

Replicate Data: 25ppb

Repl #	SampleConc ug/L	StndConc ug/L	BlnkCorr Signal	Peak Area	Peak Height	Bkgnd Area	Bkgnd Height	Time	Peak Stored
1		[25]	0.0381	0.0391	0.0767	0.0285	0.0407	17:56:42	Yes
2		[25]	0.0407	0.0417	0.0860	0.0280	0.0455	17:59:34	Yes

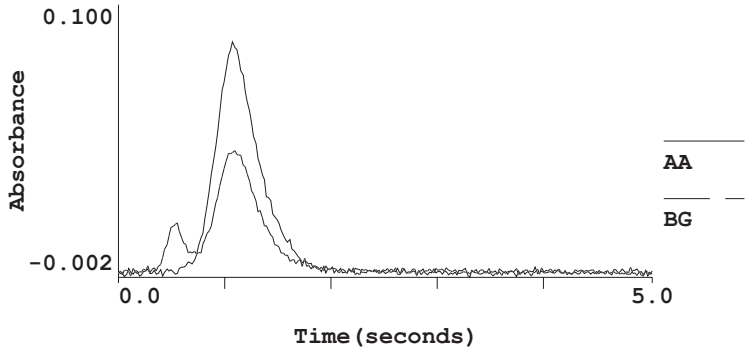

Mean: [25] 0.0394
SD: 0 0.0019
%RSD: 0 4.73
Standard number 3 applied. [25]
Correlation Coef.: 0.999937 Slope: 0.00158 Intercept: 0.00000

Sequence No.: 5
Sample ID: 50ppb
Analyst:
uL dispensed: 5 from 7, 20 from 5

Autosampler Location: 5
Date Collected: 5/3/2012 6:01:37 PM
Data Type: Original

Replicate Data: 50ppb

Repl #	SampleConc ug/L	StndConc ug/L	BlnkCorr Signal	Peak Area	Peak Height	Bkgnd Area	Bkgnd Height	Time	Peak Stored
1		[50]	0.0807	0.0817	0.1561	0.0506	0.0885	18:02:27	Yes
2		[50]	0.0784	0.0793	0.1514	0.0501	0.0853	18:05:19	Yes

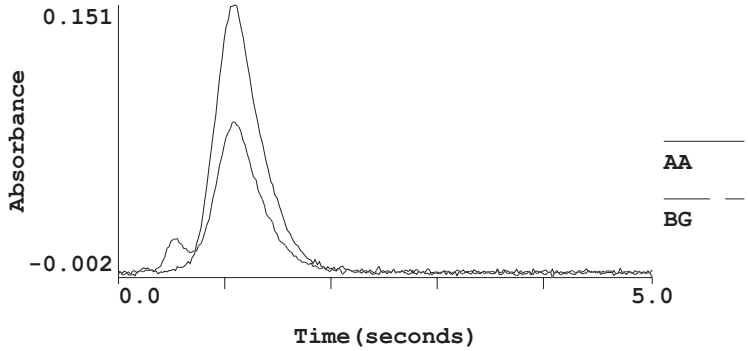

Mean: [50] 0.0796
SD: 0 0.0017
%RSD: 0 2.11
Standard number 4 applied. [50]
Correlation Coef.: 0.999980 Slope: 0.00159 Intercept: 0.00000

Calibration data for Tl 276.8 **Equation: Linear Through Zero**

ID	Mean Signal (Abs)	Entered Conc. ug/L	Calculated Conc. ug/L	Standard Deviation	%RSD
Calib Blank	0.0000	0	0.00	0.00	16.2
1ppb	0.0016	1.0	1.01	0.00	14.4
10ppb	0.0161	10.0	10.13	0.00	2.6
25ppb	0.0394	25.0	24.81	0.00	4.7
50ppb	0.0796	50.0	50.07	0.00	2.1

Correlation Coef.: 0.999980 Slope: 0.00159 Intercept: 0.00000

Sequence No.: 6 **Autosampler Location: 6**
Sample ID: ICV **Date Collected: 5/3/2012 6:07:22 PM**
Analyst: **Data Type: Original**
uL dispensed: 5 from 7, 20 from 6

Replicate Data: ICV

Repl #	SampleConc ug/L	StndConc ug/L	BlnkCorr Signal	Peak Area	Peak Height	Bkgnd Area	Bkgnd Height	Time	Peak Stored
1	24.8	24.8	0.0393	0.0403	0.0814	0.0285	0.0451	18:08:12	Yes
2	25.7	25.7	0.0408	0.0417	0.0813	0.0286	0.0459	18:11:04	Yes

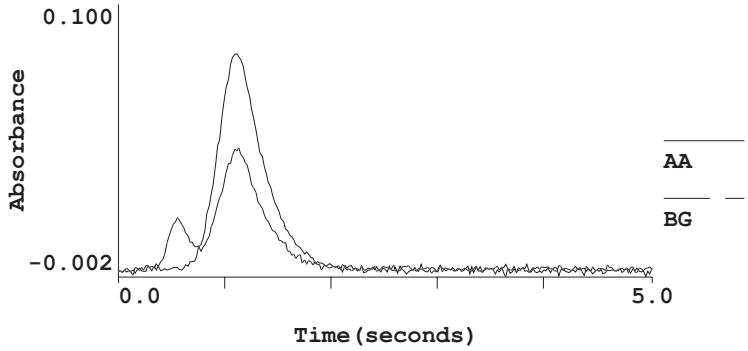

Mean: 25.2 25.2 0.0401
SD: 0.64 0.64 0.0010
%RSD: 2.54 2.54 2.54
QC value within limits for Tl 276.8 Recovery = 100.83%

All analyte(s) passed QC.

==========

Sequence No.: 7
Sample ID: ICB
Analyst:
uL dispensed: 5 from 7, 20 from 1

Autosampler Location: 1
Date Collected: 5/3/2012 6:13:07 PM
Data Type: Original

Replicate Data: ICB

Repl #	SampleConc ug/L	StndConc ug/L	BlnkCorr Signal	Peak Area	Peak Height	Bkgnd Area	Bkgnd Height	Time	Peak Stored
1	0.62	0.62	0.0010	0.0020	0.0032	0.0059	0.0197	18:13:57	Yes
2	-0.11	-0.11	-0.0002	0.0008	0.0027	0.0074	0.0230	18:16:49	Yes

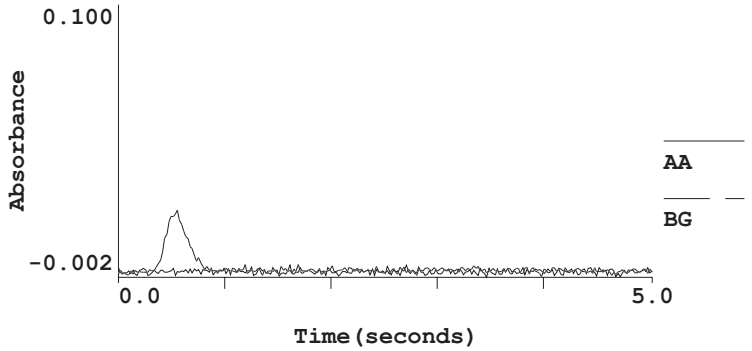

Mean:	0.26	0.26	0.0004
SD:	0.52	0.52	0.0008
%RSD:	202	202	202.40

QC value within limits for Tl 276.8 Recovery = Not calculated
All analyte(s) passed QC.

==========

Sequence No.: 8
Sample ID: CRA
Analyst:
uL dispensed: 5 from 7, 20 from 2

Autosampler Location: 2
Date Collected: 5/3/2012 6:18:52 PM
Data Type: Original

Replicate Data: CRA

Repl #	SampleConc ug/L	StndConc ug/L	BlnkCorr Signal	Peak Area	Peak Height	Bkgnd Area	Bkgnd Height	Time	Peak Stored
1	1.25	1.25	0.0020	0.0030	0.0041	0.0073	0.0183	18:19:42	Yes
2	0.40	0.40	0.0006	0.0016	0.0044	0.0077	0.0202	18:22:34	Yes

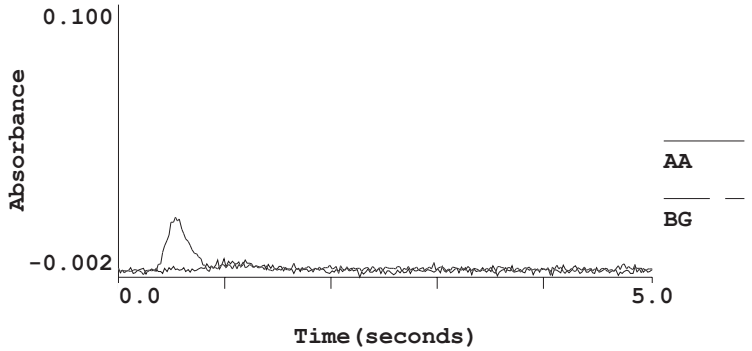

Mean:	0.83	0.83	0.0013
SD:	0.60	0.60	0.0010
%RSD:	72.6	72.6	72.61

QC value within limits for Tl 276.8 Recovery = 82.86%
All analyte(s) passed QC.

==========

Sequence No.: 9
Sample ID: CCV

Autosampler Location: 4
Date Collected: 5/3/2012 6:24:37 PM

Analyst: **Data Type: Original**
uL dispensed: 5 from 7, 20 from 4

Replicate Data: CCV

Repl #	SampleConc ug/L	StndConc ug/L	BlnkCorr Signal	Peak Area	Peak Height	Bkgnd Area	Bkgnd Height	Time	Peak Stored
1	25.4	25.4	0.0403	0.0413	0.0839	0.0287	0.0461	18:25:27	Yes
2	24.2	24.2	0.0385	0.0394	0.0802	0.0274	0.0435	18:28:19	Yes

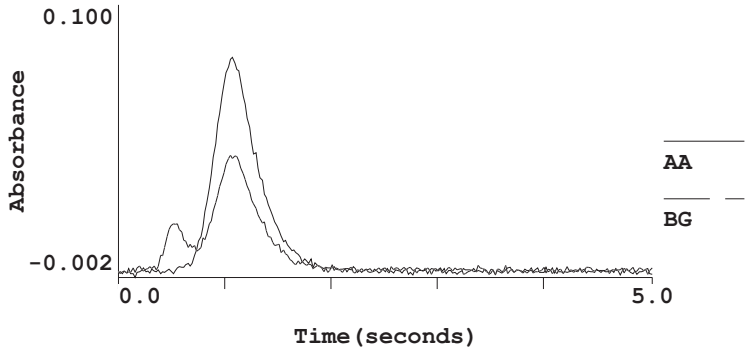

Mean:	24.8	24.8	0.0394
SD:	0.82	0.82	0.0013
%RSD:	3.30	3.30	3.30

QC value within limits for Tl 276.8 Recovery = 99.15%
All analyte(s) passed QC.

Sequence No.: 10 **Autosampler Location: 1**
Sample ID: CCB **Date Collected: 5/3/2012 6:30:22 PM**
Analyst: **Data Type: Original**
uL dispensed: 5 from 7, 20 from 1

Replicate Data: CCB

Repl #	SampleConc ug/L	StndConc ug/L	BlnkCorr Signal	Peak Area	Peak Height	Bkgnd Area	Bkgnd Height	Time	Peak Stored
1	-0.07	-0.07	-0.0001	0.0009	0.0021	0.0066	0.0206	18:31:12	Yes
2	-0.45	-0.45	-0.0007	0.0003	0.0026	0.0070	0.0204	18:34:04	Yes

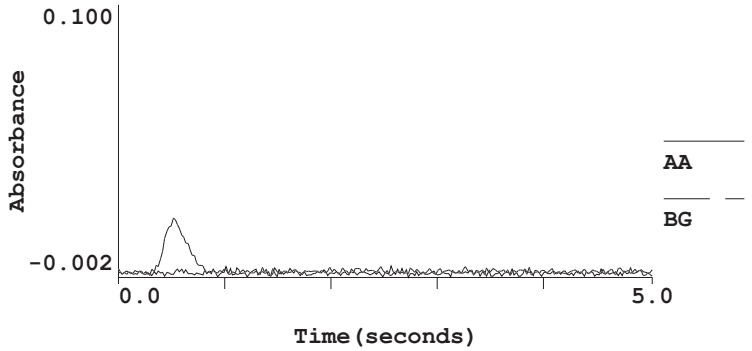

Mean:	-0.26	-0.26	-0.0004
SD:	0.27	0.27	0.0004
%RSD:	102	102	102.06

QC value within limits for Tl 276.8 Recovery = Not calculated
All analyte(s) passed QC.

Sequence No.: 11 **Autosampler Location: 9**
Sample ID: 128354MB **Date Collected: 5/3/2012 6:36:07 PM**
Analyst: **Data Type: Original**
uL dispensed: 5 from 7, 20 from 9

Replicate Data: 128354MB

Repl #	SampleConc ug/L	StndConc ug/L	BlnkCorr Signal	Peak Area	Peak Height	Bkgnd Area	Bkgnd Height	Time	Peak Stored
1	0.33	0.33	0.0005	0.0015	0.0027	0.0039	0.0168	18:36:57	Yes
2	0.12	0.12	0.0002	0.0012	0.0027	0.0045	0.0159	18:39:49	Yes

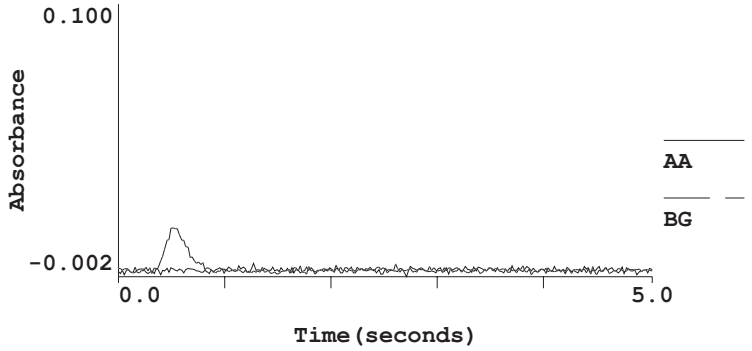

Mean:	0.22	0.22	0.0004
SD:	0.15	0.15	0.0002
%RSD:	68.4	68.4	68.35

==========

Sequence No.: 12 **Autosampler Location: 10**
Sample ID: 128355LCS **Date Collected: 5/3/2012 6:41:52 PM**
Analyst: **Data Type: Original**
uL dispensed: 5 from 7, 20 from 10

Replicate Data: 128355LCS

Repl #	SampleConc ug/L	StndConc ug/L	BlnkCorr Signal	Peak Area	Peak Height	Bkgnd Area	Bkgnd Height	Time	Peak Stored
1	23.7	23.7	0.0377	0.0387	0.0768	0.0250	0.0423	18:42:42	Yes
2	22.7	22.7	0.0361	0.0371	0.0709	0.0255	0.0389	18:45:34	Yes

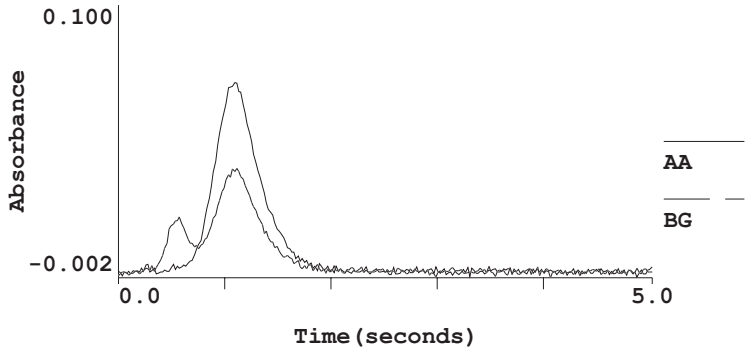

Mean:	23.2	23.2	0.0369
SD:	0.72	0.72	0.0011
%RSD:	3.08	3.08	3.08

==========

Sequence No.: 13 **Autosampler Location: 11**
Sample ID: 128356LCSD **Date Collected: 5/3/2012 6:47:37 PM**
Analyst: **Data Type: Original**
uL dispensed: 5 from 7, 20 from 11

Replicate Data: 128356LCSD

Repl #	SampleConc ug/L	StndConc ug/L	BlnkCorr Signal	Peak Area	Peak Height	Bkgnd Area	Bkgnd Height	Time	Peak Stored
1	23.0	23.0	0.0365	0.0374	0.0718	0.0271	0.0410	18:48:27	Yes
2	23.9	23.9	0.0379	0.0389	0.0770	0.0274	0.0418	18:51:19	Yes

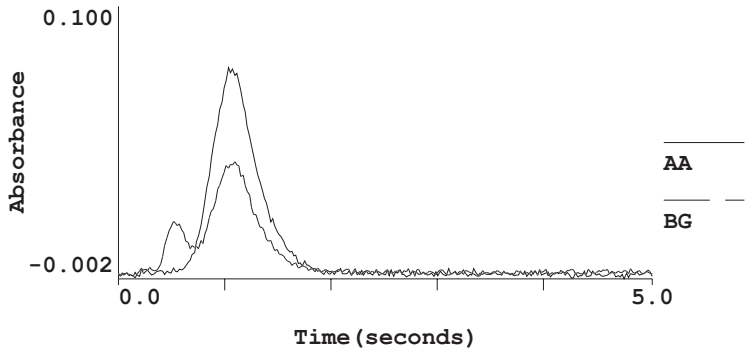

Mean:	23.4	23.4	0.0372
SD:	0.64	0.64	0.0010
%RSD:	2.72	2.72	2.72

==========

Sequence No.: 14 **Autosampler Location: 18**
Sample ID: 350586402 **Date Collected: 5/3/2012 6:53:22 PM**
Analyst: **Data Type: Original**
uL dispensed: 5 from 7, 20 from 18

Replicate Data: 350586402

Repl #	SampleConc ug/L	StndConc ug/L	BlnkCorr Signal	Peak Area	Peak Height	Bkgnd Area	Bkgnd Height	Time	Peak Stored
1	-0.29	-0.29	-0.0005	0.0005	0.0021	0.0059	0.0190	18:54:12	Yes
2	-0.01	-0.01	-0.0000	0.0010	0.0028	0.0059	0.0194	18:57:04	Yes

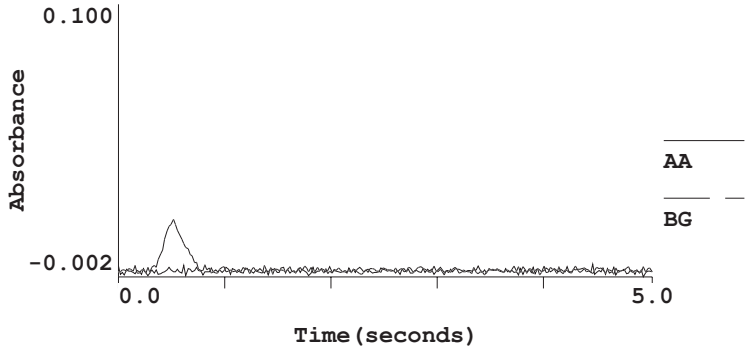

Mean:	-0.15	-0.15	-0.0002
SD:	0.20	0.20	0.0003
%RSD:	136	136	135.96

==========

Sequence No.: 15 **Autosampler Location: 19**
Sample ID: 350586402L **Date Collected: 5/3/2012 6:59:07 PM**
Analyst: **Data Type: Original**
uL dispensed: 5 from 7, 20 from 19

Replicate Data: 350586402L

Repl #	SampleConc ug/L	StndConc ug/L	BlnkCorr Signal	Peak Area	Peak Height	Bkgnd Area	Bkgnd Height	Time	Peak Stored
1	-0.20	-0.04	-0.0001	0.0009	0.0025	0.0059	0.0168	18:59:57	Yes
2	-1.19	-0.24	-0.0004	0.0006	0.0020	0.0048	0.0145	19:02:49	Yes

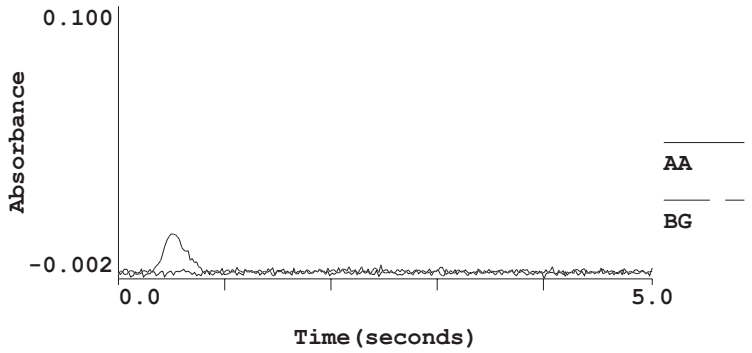

Mean:	-0.70	-0.14	-0.0002
SD:	0.70	0.14	0.0002
%RSD:	100	100	100.40

==========

Sequence No.: 16 **Autosampler Location: 20**
Sample ID: 128357MS **Date Collected: 5/3/2012 7:04:52 PM**
Analyst: **Data Type: Original**
uL dispensed: 5 from 7, 20 from 20

Replicate Data: 128357MS

Repl #	SampleConc ug/L	StndConc ug/L	BlnkCorr Signal	Peak Area	Peak Height	Bkgnd Area	Bkgnd Height	Time	Peak Stored
1	22.9	22.9	0.0364	0.0374	0.0742	0.0230	0.0403	19:05:42	Yes
2	22.2	22.2	0.0353	0.0363	0.0760	0.0235	0.0408	19:08:34	Yes

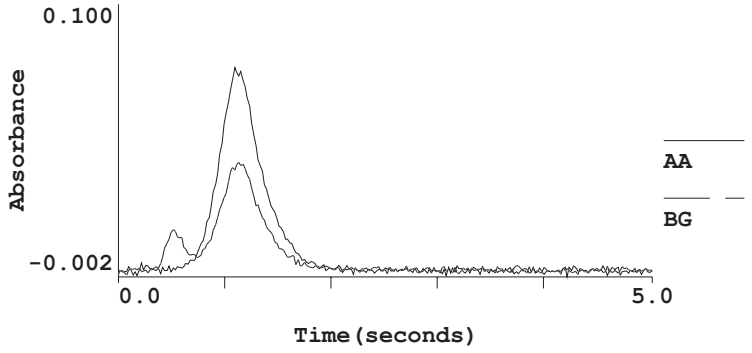

Mean:	22.6	22.6	0.0359
SD:	0.49	0.49	0.0008
%RSD:	2.16	2.16	2.16

==========

Sequence No.: 17 **Autosampler Location: 21**
Sample ID: 128358MSD **Date Collected: 5/3/2012 7:10:37 PM**
Analyst: **Data Type: Original**
uL dispensed: 5 from 7, 20 from 21

Replicate Data: 128358MSD

Repl #	SampleConc ug/L	StndConc ug/L	BlnkCorr Signal	Peak Area	Peak Height	Bkgnd Area	Bkgnd Height	Time	Peak Stored
1	24.7	24.7	0.0392	0.0402	0.0762	0.0253	0.0413	19:11:27	Yes
2	23.7	23.7	0.0376	0.0386	0.0780	0.0243	0.0423	19:14:19	Yes

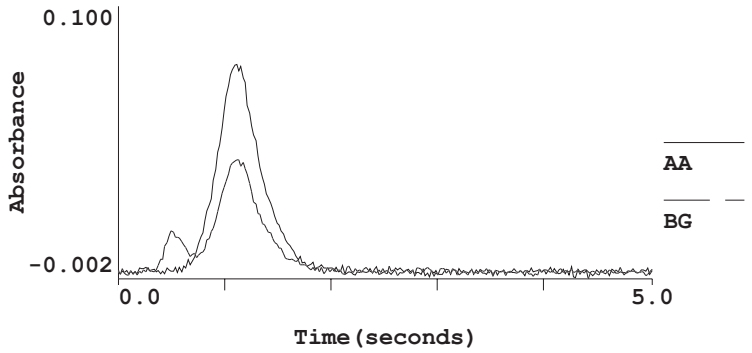

Mean:	24.2	24.2	0.0384
SD:	0.71	0.71	0.0011
%RSD:	2.92	2.92	2.92

==========

Sequence No.: 18 **Autosampler Location: 22**
Sample ID: 350586402A **Date Collected: 5/3/2012 7:16:22 PM**
Analyst: **Data Type: Original**
uL dispensed: 5 from 7, 20 from 22

Replicate Data: 350586402A

Repl #	SampleConc ug/L	StndConc ug/L	BlnkCorr Signal	Peak Area	Peak Height	Bkgnd Area	Bkgnd Height	Time	Peak Stored
1	13.1	13.1	0.0209	0.0218	0.0404	0.0139	0.0219	19:17:12	Yes
2	12.5	12.5	0.0198	0.0208	0.0403	0.0151	0.0220	19:20:04	Yes

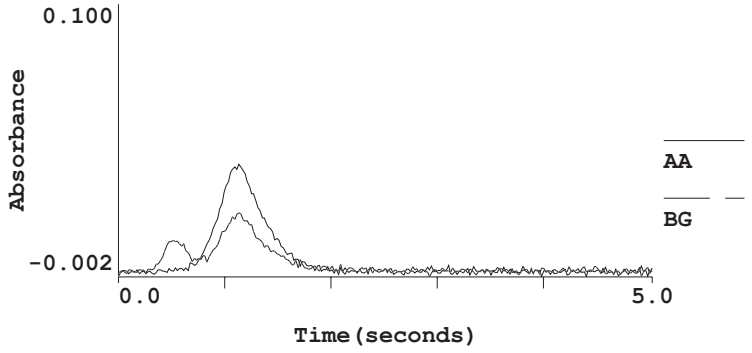

Mean:	12.8	12.8	0.0203
SD:	0.48	0.48	0.0008
%RSD:	3.76	3.76	3.76

==========

Sequence No.: 19 **Autosampler Location: 23**
Sample ID: 350586416 **Date Collected: 5/3/2012 7:22:07 PM**
Analyst: **Data Type: Original**
uL dispensed: 5 from 7, 20 from 23

Replicate Data: 350586416

Repl #	SampleConc ug/L	StndConc ug/L	BlnkCorr Signal	Peak Area	Peak Height	Bkgnd Area	Bkgnd Height	Time	Peak Stored
1	-0.26	-0.26	-0.0004	0.0006	0.0022	0.0084	0.0159	19:22:57	Yes
2	-0.29	-0.29	-0.0005	0.0005	0.0022	0.0076	0.0143	19:25:49	Yes

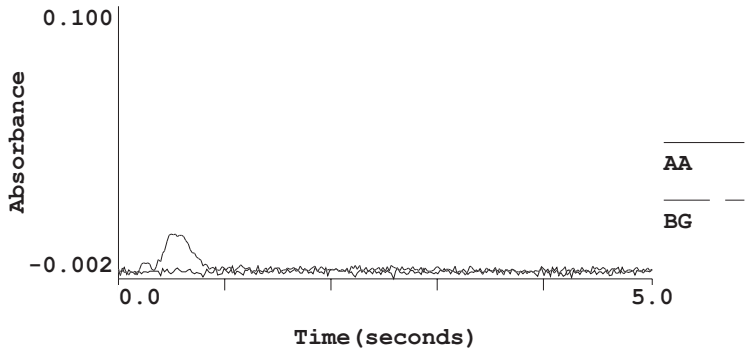

Mean:	-0.27	-0.27	-0.0004
SD:	0.02	0.02	0.0000
%RSD:	7.07	7.07	7.07

==========

Sequence No.: 20 **Autosampler Location: 24**
Sample ID: 350589202 **Date Collected: 5/3/2012 7:27:52 PM**
Analyst: **Data Type: Original**
uL dispensed: 5 from 7, 20 from 24

Replicate Data: 350589202

Repl #	SampleConc ug/L	StndConc ug/L	BlnkCorr Signal	Peak Area	Peak Height	Bkgnd Area	Bkgnd Height	Time	Peak Stored
1	0.46	0.46	0.0007	0.0017	0.0024	0.0090	0.0177	19:28:42	Yes
2	-0.05	-0.05	-0.0001	0.0009	0.0024	0.0083	0.0169	19:31:35	Yes

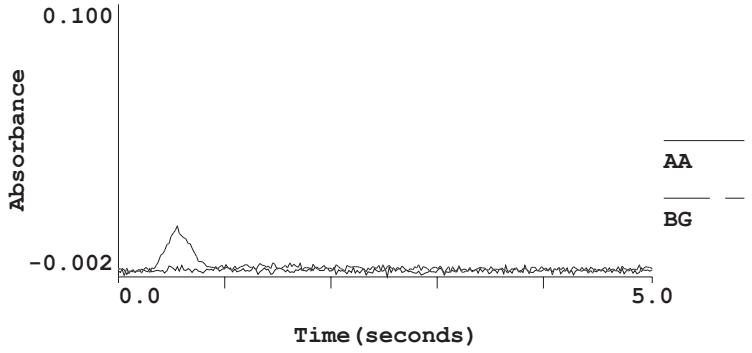

Mean:	0.20	0.20	0.0003
SD:	0.36	0.36	0.0006
%RSD:	178	178	178.09

==========

Sequence No.: 21 **Autosampler Location: 4**
Sample ID: CCV **Date Collected: 5/3/2012 7:33:37 PM**
Analyst: **Data Type: Original**
uL dispensed: 5 from 7, 20 from 4

Replicate Data: CCV

Repl #	SampleConc ug/L	StndConc ug/L	BlnkCorr Signal	Peak Area	Peak Height	Bkgnd Area	Bkgnd Height	Time	Peak Stored
1	23.9	23.9	0.0380	0.0390	0.0805	0.0268	0.0438	19:34:27	Yes
2	23.8	23.8	0.0378	0.0388	0.0781	0.0253	0.0423	19:37:20	Yes

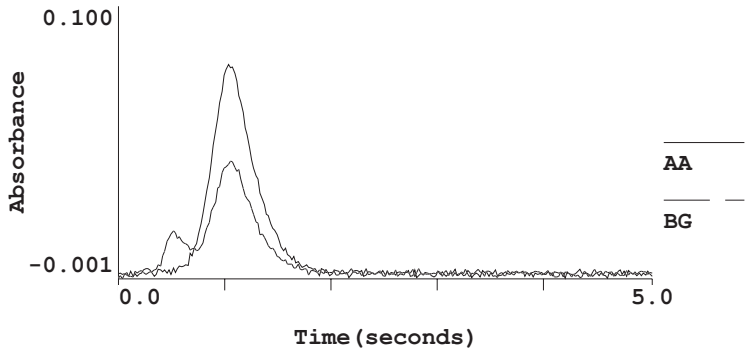

Mean:	23.9	23.9	0.0379
SD:	0.08	0.08	0.0001
%RSD:	0.35	0.35	0.35

QC value within limits for Tl 276.8 Recovery = 95.49%
All analyte(s) passed QC.

==========

Sequence No.: 22 **Autosampler Location: 1**
Sample ID: CCB **Date Collected: 5/3/2012 7:39:23 PM**
Analyst: **Data Type: Original**
uL dispensed: 5 from 7, 20 from 1

Replicate Data: CCB

Repl #	SampleConc ug/L	StndConc ug/L	BlnkCorr Signal	Peak Area	Peak Height	Bkgnd Area	Bkgnd Height	Time	Peak Stored
1	0.07	0.07	0.0001	0.0011	0.0032	0.0053	0.0152	19:40:12	Yes
2	0.08	0.08	0.0001	0.0011	0.0021	0.0042	0.0147	19:43:05	Yes

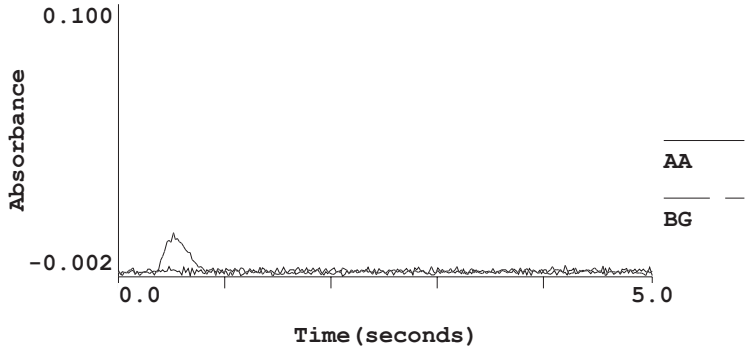

Mean:	0.08	0.08	0.0001
SD:	0.01	0.01	0.0000
%RSD:	17.0	17.0	17.02

QC value within limits for Tl 276.8 Recovery = Not calculated
All analyte(s) passed QC.

==========

Sequence No.: 23 **Autosampler Location: 25**
Sample ID: 350589202L **Date Collected: 5/3/2012 7:45:07 PM**
Analyst: **Data Type: Original**
uL dispensed: 5 from 7, 20 from 25

Replicate Data: 350589202L

Repl #	SampleConc ug/L	StndConc ug/L	BlnkCorr Signal	Peak Area	Peak Height	Bkgnd Area	Bkgnd Height	Time	Peak Stored
1	-1.96	-0.39	-0.0006	0.0004	0.0023	0.0069	0.0168	19:45:57	Yes
2	-2.26	-0.45	-0.0007	0.0003	0.0022	0.0056	0.0168	19:48:50	Yes

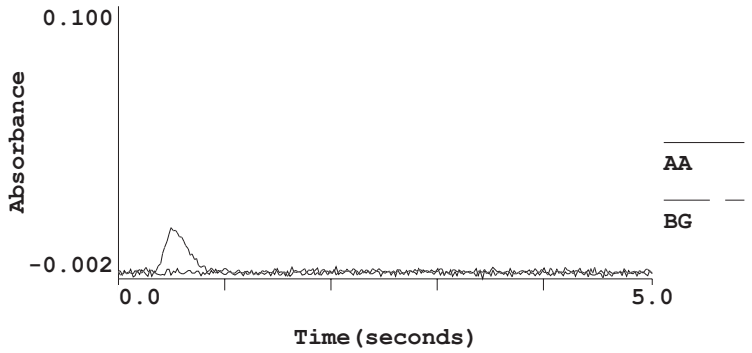

Mean:	-2.11	-0.42	-0.0007
SD:	0.22	0.04	0.0001
%RSD:	10.3	10.3	10.30

==========

Sequence No.: 24 **Autosampler Location: 26**
Sample ID: 350589203 **Date Collected: 5/3/2012 7:50:53 PM**
Analyst: **Data Type: Original**
uL dispensed: 5 from 7, 20 from 26

Replicate Data: 350589203

Repl #	SampleConc ug/L	StndConc ug/L	BlnkCorr Signal	Peak Area	Peak Height	Bkgnd Area	Bkgnd Height	Time	Peak Stored
1	0.21	0.21	0.0003	0.0013	0.0027	0.0071	0.0157	19:51:42	Yes
2	-0.15	-0.15	-0.0002	0.0007	0.0023	0.0079	0.0156	19:54:35	Yes

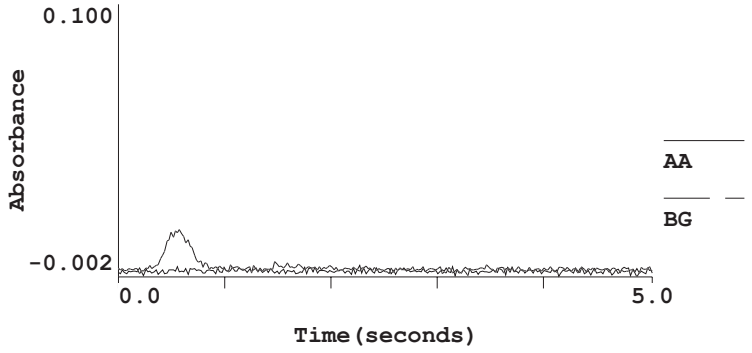

Mean:	0.03	0.03	0.0000
SD:	0.26	0.26	0.0004
%RSD:	913	913	912.93

==========

Sequence No.: 25 **Autosampler Location: 27**
Sample ID: 350589204 **Date Collected: 5/3/2012 7:56:38 PM**
Analyst: **Data Type: Original**
uL dispensed: 5 from 7, 20 from 27

Replicate Data: 350589204

Repl #	SampleConc ug/L	StndConc ug/L	BlnkCorr Signal	Peak Area	Peak Height	Bkgnd Area	Bkgnd Height	Time	Peak Stored
1	0.26	0.26	0.0004	0.0014	0.0032	0.0056	0.0150	19:57:27	Yes
2	-0.85	-0.85	-0.0014	-0.0004	0.0019	0.0072	0.0144	20:00:20	Yes

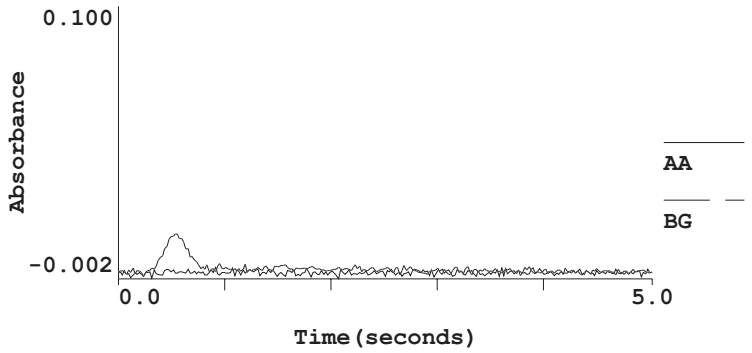

Mean:	-0.30	-0.30	-0.0005
SD:	0.78	0.78	0.0012
%RSD:	263	263	262.60

==========

Sequence No.: 26 **Autosampler Location: 28**
Sample ID: 350589205 **Date Collected: 5/3/2012 8:02:23 PM**
Analyst: **Data Type: Original**
uL dispensed: 5 from 7, 20 from 28

Replicate Data: 350589205

Repl #	SampleConc ug/L	StndConc ug/L	BlnkCorr Signal	Peak Area	Peak Height	Bkgnd Area	Bkgnd Height	Time	Peak Stored
1	-0.22	-0.22	-0.0003	0.0006	0.0020	0.0050	0.0153	20:03:13	Yes
2	-0.39	-0.39	-0.0006	0.0003	0.0024	0.0050	0.0146	20:06:05	Yes

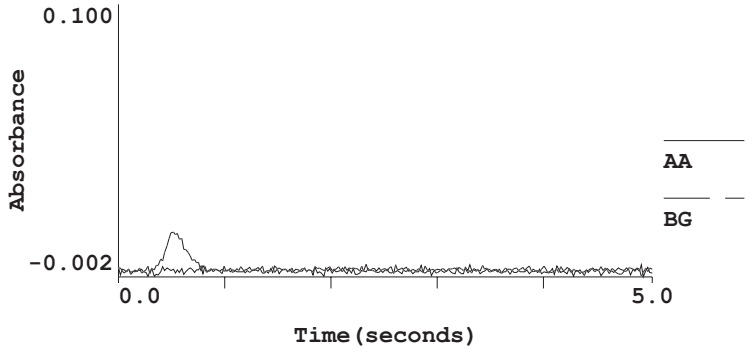

Mean:	-0.31	-0.31	-0.0005
SD:	0.13	0.13	0.0002
%RSD:	41.0	41.0	40.96

==========

Sequence No.: 27 **Autosampler Location: 4**
Sample ID: CCV **Date Collected: 5/3/2012 8:08:08 PM**
Analyst: **Data Type: Original**
uL dispensed: 5 from 7, 20 from 4

Replicate Data: CCV

Repl #	SampleConc ug/L	StndConc ug/L	BlnkCorr Signal	Peak Area	Peak Height	Bkgnd Area	Bkgnd Height	Time	Peak Stored
1	24.7	24.7	0.0392	0.0402	0.0861	0.0268	0.0472	20:09:01	Yes
2	22.7	22.7	0.0361	0.0371	0.0802	0.0257	0.0443	20:11:53	Yes

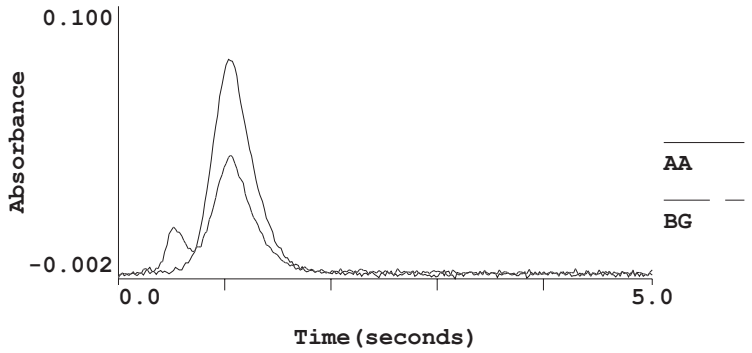

Mean:	23.7	23.7	0.0376
SD:	1.39	1.39	0.0022
%RSD:	5.86	5.86	5.86

QC value within limits for Tl 276.8 Recovery = 94.74%
All analyte(s) passed QC.

==========

Sequence No.: 28 **Autosampler Location: 1**
Sample ID: CCB **Date Collected: 5/3/2012 8:13:56 PM**
Analyst: **Data Type: Original**
uL dispensed: 5 from 7, 20 from 1

Replicate Data: CCB

Repl #	SampleConc ug/L	StndConc ug/L	BlnkCorr Signal	Peak Area	Peak Height	Bkgnd Area	Bkgnd Height	Time	Peak Stored
1	-0.24	-0.24	-0.0004	0.0006	0.0017	0.0067	0.0175	20:14:46	Yes
2	-0.04	-0.04	-0.0001	0.0009	0.0018	0.0057	0.0186	20:17:38	Yes

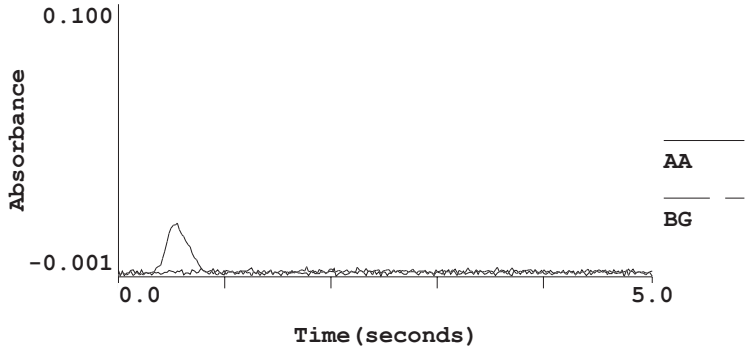

Mean:	-0.14	-0.14	-0.0002
SD:	0.14	0.14	0.0002
%RSD:	101	101	101.49

QC value within limits for Tl 276.8 Recovery = Not calculated
All analyte(s) passed QC.

STANDARDS LOG

Standard ID	Type	Manufacturer	Mfg Lot	Expires	Volume	Created on	Created by
43384	ICP_MIN_SPK	CPI	11H042	2/17/2013	1000 ML	8/25/2011	slukasiewicz

10000 UG/L: Silver
25000 UG/L: Antimony, Arsenic, Beryllium, Cadmium, Chromium, Cobalt, Copper, Lead, Manganese, Molybdenum, Nickel, Selenium, Strontium, Thallium, Tin, Titanium, Vanadiu
Zinc
250000 UG/L: Lithium
75000 UG/L: Barium

Standard ID	Type	Manufacturer	Mfg Lot	Expires	Volume	Created on	Created by
43853	HNO3	fisher	1110150	6/30/2014	2.5 L	11/18/2011	SLukasiewicz

Standard ID	Type	Manufacturer	Mfg Lot	Expires	Volume	Created on	Created by
44195	GFAA_CALSPK			6/30/2012	50 ML	12/13/2011	slukasiewicz

1500 UG/L: Barium
200 UG/L: Silver
500 UG/L: Antimony, Arsenic, Beryllium, Cadmium, Chromium, Cobalt, Copper, Lead, Manganese, Molybdenum, Nickel, Selenium, Strontium, Thallium, Tin, Titanium, Vanadium,
5000 UG/L: Lithium

COMPOSED OF:

43384: 1 ML 45811: 49 ML

Standard ID	Type	Manufacturer	Mfg Lot	Expires	Volume	Created on	Created by
45139	HNO3	fisher	1111101	11/30/2014	2.5 L	12/11/2011	ddthompson

STANDARDS LOG

Standard ID	Type	Manufacturer	Mfg Lot	Expires	Volume	Created on	Created by
45240	ICP_MIN_SPK	CPI	12B186	8/23/2013	1000 ML	3/2/2012	troberts

10000 UG/L: Silver
25000 UG/L: Antimony, Arsenic, Beryllium, Cadmium, Chromium, Cobalt, Copper, Lead, Manganese, Molybdenum, Nickel, Selenium, Strontium, Thallium, Tin, Titanium, Vanadiu
Zinc
250000 UG/L: Lithium
75000 UG/L: Barium

Standard ID	Type	Manufacturer	Mfg Lot	Expires	Volume	Created on	Created by
45611	Millipore DI - Inorg			6/30/2012	1000 ML	3/30/2012	troberts

Standard ID	Type	Manufacturer	Mfg Lot	Expires	Volume	Created on	Created by
45811	GFAA BLK/Rinse			6/30/2012	3800 ML	4/12/2012	troberts

COMPOSED OF:

43853: 38 ML 45611: 3762 ML

Standard ID	Type	Manufacturer	Mfg Lot	Expires	Volume	Created on	Created by
45812	GFAA_ICV/PDSSPK			6/30/2012	50 ML	4/12/2012	troberts

1500 UG/L: Barium
200 UG/L: Silver
500 UG/L: Antimony, Arsenic, Beryllium, Cadmium, Chromium, Cobalt, Copper, Lead, Manganese, Molybdenum, Nickel, Selenium, Strontium, Thallium, Tin, Titanium, Vanadium,
5000 UG/L: Lithium

COMPOSED OF:

43384: 1 ML 45811: 49 ML

Standard ID	Type	Manufacturer	Mfg Lot	Expires	Volume	Created on	Created by
45964	Hydrogen Peroxide	J. T. Baker	L10J09	4/20/2013	900 mL	4/20/2012	ddthompson

Raw Data Inorganics/Wet Chemistry

Instr.Information

System	TOC w/ SSM
Instrument Options	TOC/SSM/
Catalyst	Regular Sensitivity

Cal. Curve

Sample Name:	5mg Sucrose
Sample ID:	5mg Sucrose by 415.1-9060MOD-SM5310MOD-IS# # 44240
Cal. Curve:	5mg Sucrose.2012_05_01_09_09_01.cal
Status	Completed

Type	Anal.
Standard	SSM-TC

AbsC: 5000ug

No.	Area	CNV	Abs C	Weight	Rem.	Ex.	Date / Time
1	909.1	909.1	5000ug	11.90mg	*******		5/1/2012 9:18:23 AM

Mean Area 909.1
Mean CNV 909.1

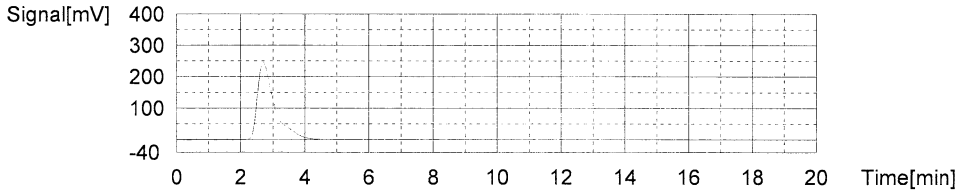

AbsC: 4000ug

No.	Area	CNV	Abs C	Weight	Rem.	Ex.	Date / Time
1	742.7	742.7	4000ug	9.500mg	*******		5/1/2012 9:26:36 AM

Mean Area 742.7
Mean CNV 742.7

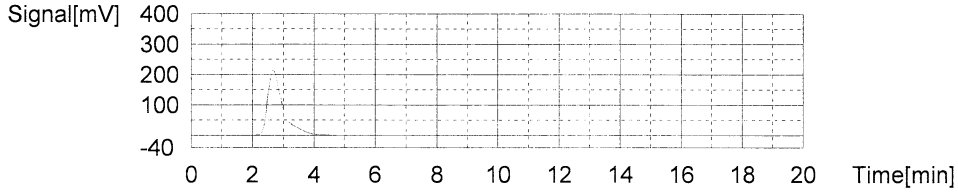

AbsC: 3000ug

No.	Area	CNV	Abs C	Weight	Rem.	Ex.	Date / Time
1	544.5	544.5	3000ug	7.100mg	*******		5/1/2012 9:33:42 AM

Mean Area 544.5
Mean CNV 544.5

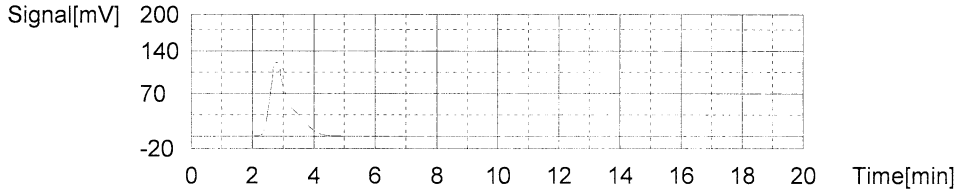

AbsC: 2000ug

No.	Area	CNV	Abs C	Weight	Rem.	Ex.	Date / Time
1	365.2	365.2	2000ug	4.800mg	*******		5/1/2012 9:41:29 AM

Mean Area 365.2
Mean CNV 365.2

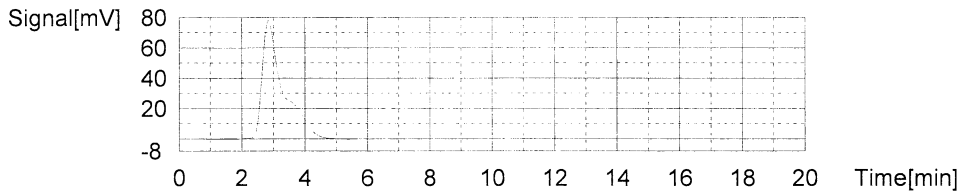

AbsC: 1000ug

No.	Area	CNV	Abs C	Weight	Rem.	Ex.	Date / Time
1	218.0	218.0	1000ug	2.400mg	*******		5/1/2012 9:48:41 AM

Mean Area 218.0
Mean CNV 218.0

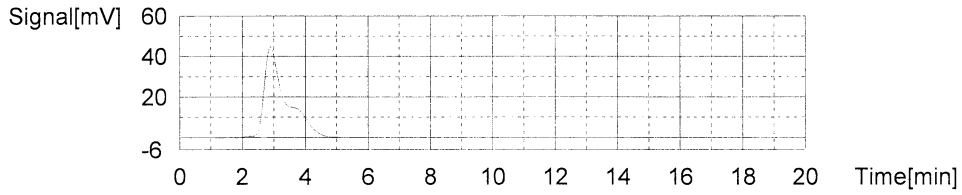

AbsC: 0.000ug

No.	Area	CNV	Abs C	Weight	Rem.	Ex.	Date / Time
1	0.000	0.000	0.000ug	0.000mg	*******		5/1/2012 9:55:37 AM

Mean Area 0.000
Mean CNV 0.000

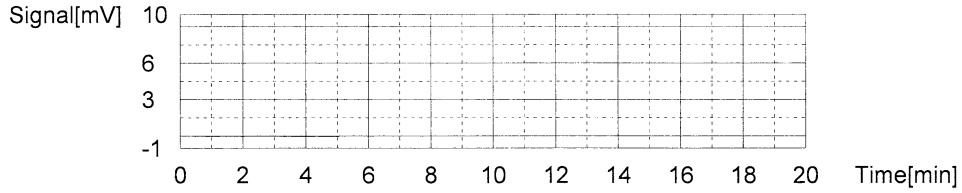

Slope: 0.1800
Intercept 0.000
r^2 0.9982
r 0.9991
Zero Shift Yes

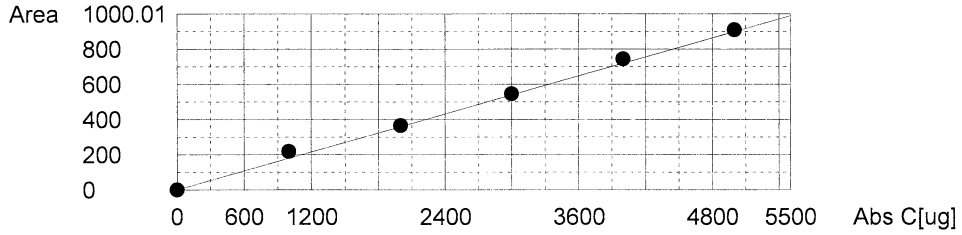

Control Sample

Sample Name: ICV
Sample ID: ICV IS# # 44239
Method: ICVsoil - TOC by 415.1-9060-SM5310B.tpl
Status Completed
Chk. Result Control value: 1.874 / Control within range!

Type	Anal.	Manual Dilution	Density
Control	SSM-TC	1.000	1.000mg/uL

1. Det.

Anal.: SSM-TC

No.	Area	CNV	Abs C	Conc.	Weight	Volume	Ex.	Cal. Curve	Date / Time
1	337.2	337.2	1874ug	1.874mg	4.800mg	4uL		5mg Sucrose.2012_05_01_09_09_01.cal	5/3/2012 8:24:35 AM

Mean Area	337.2
Mean CNV	337.2
Mean Conc.	1.874mg

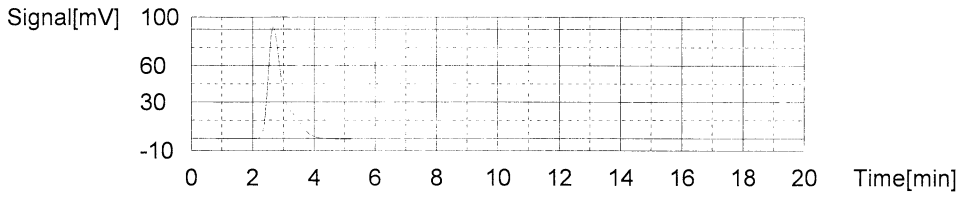

Control Sample

Sample Name:	ICB
Sample ID:	ICB
Method:	ICBsoil - TOC by 415.1-9060-SM5310B.tpl
Status	Completed
Chk. Result	Control value: 0.000 / Control within range!

Type	Anal.	Manual Dilution	Density
Control	SSM-TC	1.000	1.000mg/uL

1. Det.

Anal.: SSM-TC

No.	Area	CNV	Abs C	Conc.	Weight	Volume	Ex.	Cal. Curve	Date / Time
1	0.000	0.000	0.000ug	0.000mg	0.000mg	0uL		5mg Sucrose.2012_05_01_09_09_01.cal	5/3/2012 8:34:37 AM

Mean Area	0.000
Mean CNV	0.000
Mean Conc.	0.000mg

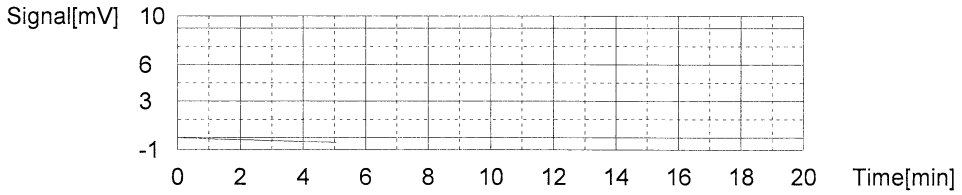

Control Sample

Sample Name:	MB
Sample ID:	MB
Method:	MBsoil - TOC by 415.1-9060-SM5310B.tpl
Status	Completed
Chk. Result	Control value: 0.000 / Control within range!

Type	Anal.	Manual Dilution	Density
Control	SSM-TC	1.000	1.000mg/uL

1. Det.

Anal.: SSM-TC

No.	Area	CNV	Abs C	Conc.	Weight	Volume	Ex.	Cal. Curve	Date / Time
1	0.000	0.000	0.000ug	0.000mg	0.000mg	0uL		5mg Sucrose.2012_05_01_09_09_01.cal	5/3/2012 8:44:07 AM

Mean Area 0.000
Mean CNV 0.000
Mean Conc. 0.000mg

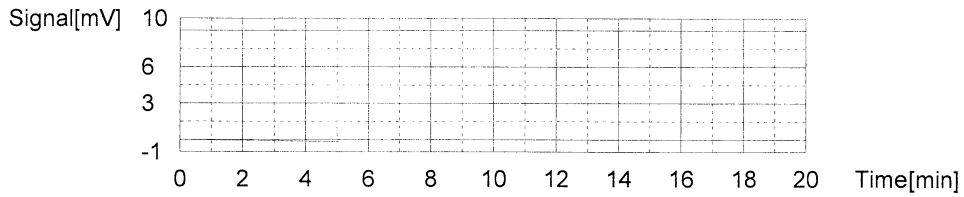

Control Sample

Sample Name: LCS
Sample ID: LCS IS#44239
Method: LCSsoil - TOC by 415.1-9060-SM5310B.tpl
Status Completed
Chk. Result Control value: 2.044 / Control within range!

Type	Anal.	Manual Dilution	Density
Control	SSM-TC	1.000	1.000mg/uL

1. Det.

Anal.: SSM-TC

No.	Area	CNV	Abs C	Conc.	Weight	Volume	Ex.	Cal. Curve	Date / Time
1	367.9	367.9	2044ug	2.044mg	4.800mg	4uL		5mg Sucrose.2012_05_01_09_09_01.cal	5/3/2012 8:54:14 AM

Mean Area 367.9
Mean CNV 367.9
Mean Conc. 2.044mg

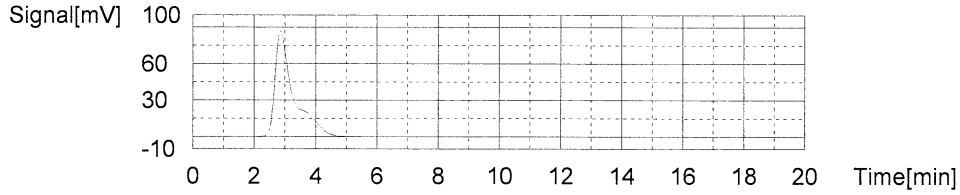

Control Sample

Sample Name: LCSD
Sample ID: LCSD IS# 44239
Method: LCSsoil - TOC by 415.1-9060-SM5310B.tpl
Status Completed
Chk. Result Control value: 2.141 / Control within range!

Type	Anal.	Manual Dilution	Density
Control	SSM-TC	1.000	1.000mg/uL

1. Det.

Anal.: SSM-TC

No.	Area	CNV	Abs C	Conc.	Weight	Volume	Ex.	Cal. Curve	Date / Time
1	307.7	307.7	2141ug	2.141mg	4.800mg	4uL		5mg Sucrose 10-19-09.2010_03_03_12_08_	25/3/2012 9:42:50 AM

Mean Area 307.7
Mean CNV 307.7
Mean Conc. 2.141mg

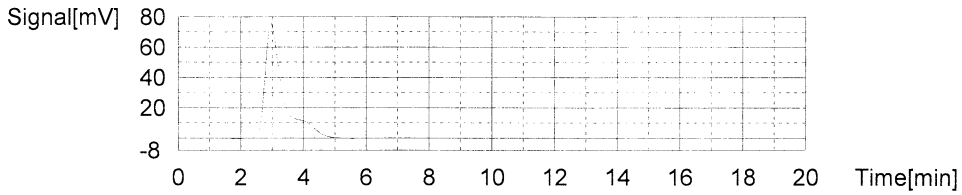

Sample

Sample Name: 350584301
Sample ID: 350584301
Origin: TOC soil by 415.1-9060-SM5310B.met
Status Completed
Chk. Result

Type	Anal.	Manual Dilution	Density	Result
Unknown	SSM-TC	1.000	1.000mg/uL	SSM-TC:0.1853mg

1. Det

Anal.: SSM-TC

No.	Area	CNV	Abs C	Conc.	Weight	Volume	Ex.	Cal. Curve	Date / Time
1	33.35	33.35	185.3ug	0.1853mg	25.20mg	25uL		5mg Sucrose.2012_05_01_09_09_01.cal	5/3/2012 10:12:16 AM

Mean Area 33.35
Mean CNV 33.35
Mean Conc. 0.1853mg

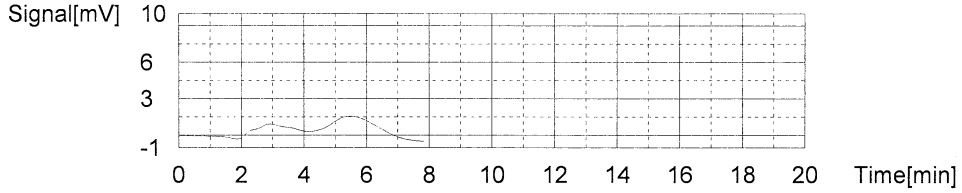

Sample

Sample Name: 350584301DUP
Sample ID: 350584301DUP
Origin: TOC soil by 415.1-9060-SM5310B.met
Status Completed
Chk. Result

Type	Anal.	Manual Dilution	Density	Result
Unknown	SSM-TC	1.000	1.000mg/uL	SSM-TC:0.1769mg

1. Det

Anal.: SSM-TC

No.	Area	CNV	Abs C	Conc.	Weight	Volume	Ex.	Cal. Curve	Date / Time
1	31.83	31.83	176.9ug	0.1769mg	27.80mg	27uL		5mg Sucrose.2012_05_01_09_09_01.cal	5/3/2012 10:23:55 AM

Mean Area 31.83
Mean CNV 31.83
Mean Conc. 0.1769mg

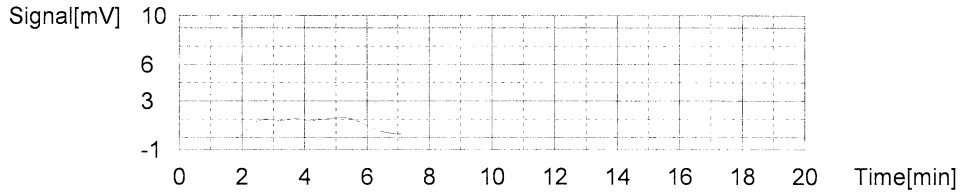

Sample

Sample Name: 350584304
Sample ID: 350584304
Origin: TOC soil by 415.1-9060-SM5310B.met
Status Completed
Chk. Result

Type	Anal.	Manual Dilution	Density	Result
Unknown	SSM-TC	1.000	1.000mg/uL	SSM-TC:0.03445mg

1. Det

Anal.: SSM-TC

No.	Area	CNV	Abs C	Conc.	Weight	Volume	Ex.	Cal. Curve	Date / Time
1	6.200	6.200	34.45ug	0.03445mg	29.00mg	29uL		5mg Sucrose.2012_05_01_09_09_01.cal	5/3/2012 10:31:31 AM

Mean Area 6.200
Mean CNV 6.200
Mean Conc. 0.03445mg

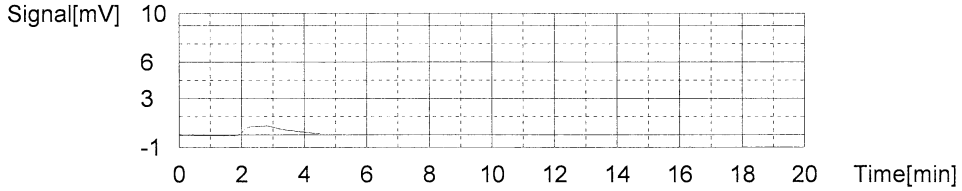

Sample

Sample Name: 350584305
Sample ID: 350584305
Origin: TOC soil by 415.1-9060-SM5310B.met
Status Completed
Chk. Result

Type	Anal.	Manual Dilution	Density	Result
Unknown	SSM-TC	1.000	1.000mg/uL	SSM-TC:0.04018mg

1. Det

Anal.: SSM-TC

No.	Area	CNV	Abs C	Conc.	Weight	Volume	Ex.	Cal. Curve	Date / Time
1	7.231	7.231	40.18ug	0.04018mg	21.30mg	21uL		5mg Sucrose.2012_05_01_09_09_01.cal	5/3/2012 10:43:11 AM

Mean Area 7.231
Mean CNV 7.231
Mean Conc. 0.04018mg

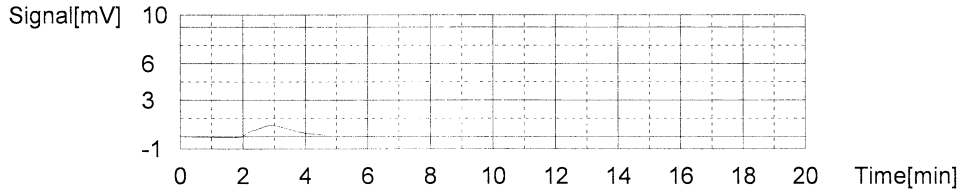

Sample

Sample Name: 350584306
Sample ID: 350584306
Origin: TOC soil by 415.1-9060-SM5310B.met
Status Completed
Chk. Result

Type	Anal.	Manual Dilution	Density	Result
Unknown	SSM-TC	1.000	1.000mg/uL	SSM-TC:0.1310mg

1. Det

Anal.: SSM-TC

No.	Area	CNV	Abs C	Conc.	Weight	Volume	Ex.	Cal. Curve	Date / Time
1	23.57	23.57	131.0ug	0.1310mg	27.40mg	27uL		5mg Sucrose.2012_05_01_09_09_01.cal	5/3/2012 10:53:25 AM

Mean Area 23.57
Mean CNV 23.57
Mean Conc. 0.1310mg

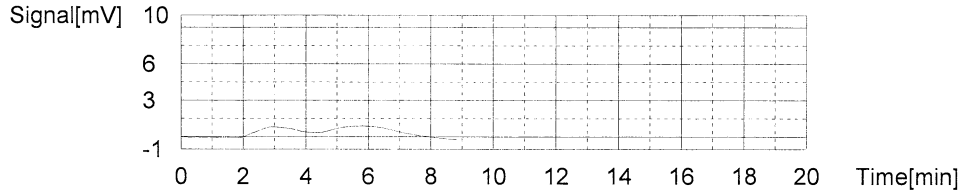

Sample

Sample Name: 350584307
Sample ID: 350584307
Origin: TOC soil by 415.1-9060-SM5310B.met
Status Completed
Chk. Result

Type	Anal.	Manual Dilution	Density	Result
Unknown	SSM-TC	1.000	1.000mg/uL	SSM-TC:0.1194mg

1. Det

Anal.: SSM-TC

No.	Area	CNV	Abs C	Conc.	Weight	Volume	Ex.	Cal. Curve	Date / Time
1	21.49	21.49	119.4ug	0.1194mg	20.80mg	20uL		5mg Sucrose.2012_05_01_09_09_01.cal	5/3/2012 11:05:13 AM

Mean Area 21.49
Mean CNV 21.49
Mean Conc. 0.1194mg

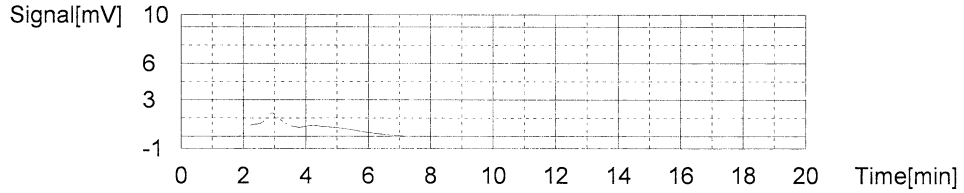

Sample

Sample Name: 350584308
Sample ID: 350584308
Origin: TOC soil by 415.1-9060-SM5310B.met
Status Completed
Chk. Result

Type	Anal.	Manual Dilution	Density	Result
Unknown	SSM-TC	1.000	1.000mg/uL	SSM-TC:0.3091mg

1. Det

Anal.: SSM-TC

No.	Area	CNV	Abs C	Conc.	Weight	Volume	Ex.	Cal. Curve	Date / Time
1	55.62	55.62	309.1ug	0.3091mg	27.80mg	27uL		5mg Sucrose.2012_05_01_09_09_01.cal	5/3/2012 11:16:05 AM

Mean Area 55.62
Mean CNV 55.62
Mean Conc. 0.3091mg

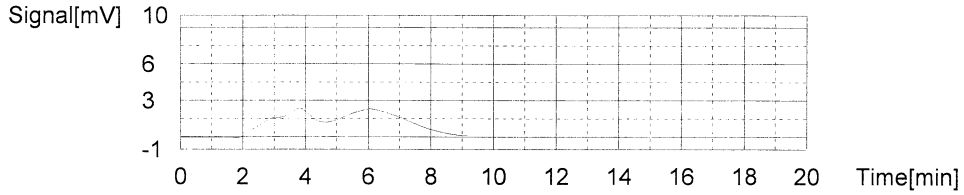

Sample

Sample Name: 350584309
Sample ID: 350584309
Origin: TOC soil by 415.1-9060-SM5310B.met
Status Completed
Chk. Result

Type	Anal.	Manual Dilution	Density	Result
Unknown	SSM-TC	1.000	1.000mg/uL	SSM-TC:0.4715mg

1. Det

Anal.: SSM-TC

No.	Area	CNV	Abs C	Conc.	Weight	Volume	Ex.	Cal. Curve	Date / Time
1	84.85	84.85	471.5ug	0.4715mg	23.10mg	23uL		5mg Sucrose.2012_05_01_09_09_01.cal	5/3/2012 11:25:44 AM

Mean Area 84.85
Mean CNV 84.85
Mean Conc. 0.4715mg

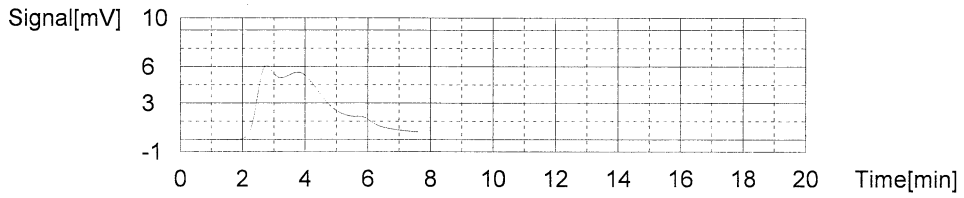

Sample

Sample Name: 350584310
Sample ID: 350584310
Origin: TOC soil by 415.1-9060-SM5310B.met
Status Completed
Chk. Result

Type	Anal.	Manual Dilution	Density	Result
Unknown	SSM-TC	1.000	1.000mg/uL	SSM-TC:0.03438mg

1. Det

Anal.: SSM-TC

No.	Area	CNV	Abs C	Conc.	Weight	Volume	Ex.	Cal. Curve	Date / Time
1	6.188	6.188	34.38ug	0.03438mg	26.00mg	26uL		5mg Sucrose.2012_05_01_09_09_01.cal	5/3/2012 11:31:27 AM

Mean Area 6.188
Mean CNV 6.188
Mean Conc. 0.03438mg

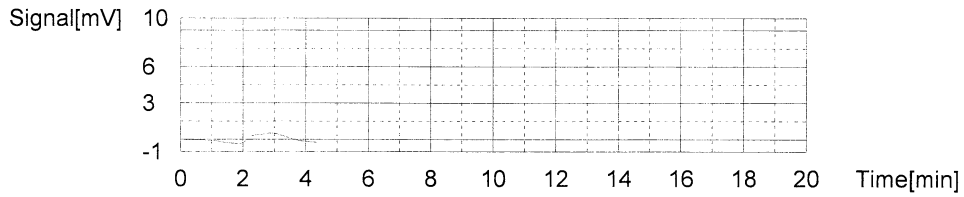

Sample

Sample Name: 350584311
Sample ID: 350584311
Origin: TOC soil by 415.1-9060-SM5310B.met
Status Completed
Chk. Result

Type	Anal.	Manual Dilution	Density	Result
Unknown	SSM-TC	1.000	1.000mg/uL	SSM-TC:0.2860mg

1. Det

Anal.: SSM-TC

No.	Area	CNV	Abs C	Conc.	Weight	Volume	Ex.	Cal. Curve	Date / Time
1	51.48	51.48	286.0ug	0.2860mg	24.30mg	24uL		5mg Sucrose.2012_05_01_09_09_01.cal	5/3/2012 11:45:09 AM

Mean Area 51.48
Mean CNV 51.48
Mean Conc. 0.2860mg

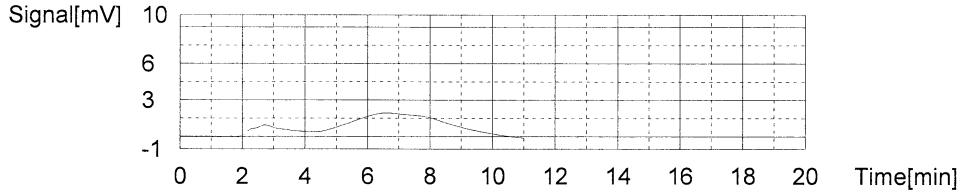

Control Sample

Sample Name: CCV
Sample ID: CCV IS# 44240
Method: CCVsoil - TOC by 415.1-9060-SM5310B.tpl
Status Completed
Chk. Result Control value: 1.944 / Control within range!

Type	Anal.	Manual Dilution	Density
Control	SSM-TC	1.000	1.000mg/uL

1. Det.

Anal.: SSM-TC

No.	Area	CNV	Abs C	Conc.	Weight	Volume	Ex.	Cal. Curve	Date / Time
1	349.9	349.9	1944ug	1.944mg	4.800mg	4uL		5mg Sucrose.2012_05_01_09_09_01.cal	5/3/2012 11:55:27 AM

Mean Area 349.9
Mean CNV 349.9
Mean Conc. 1.944mg

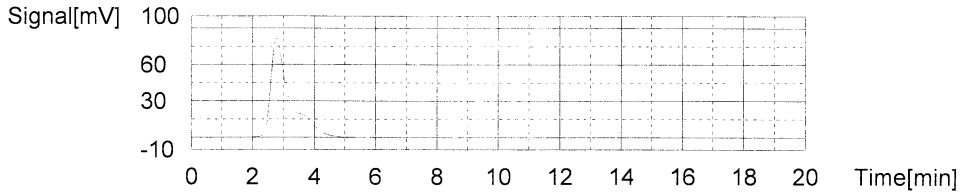

Control Sample

Sample Name: CCB
Sample ID: CCB
Method: CCBsoil - TOC by 415.1-9060-SM5310B.tpl
Status Completed
Chk. Result Control value: 0.000 / Control within range!

Type	Anal.	Manual Dilution	Density
Control	SSM-TC	1.000	1.000mg/uL

1. Det.

Anal.: SSM-TC

No.	Area	CNV	Abs C	Conc.	Weight	Volume	Ex.	Cal. Curve	Date / Time
1	0.000	0.000	0.000ug	0.000mg	0.000mg	0uL		5mg Sucrose.2012_05_01_09_09_01.cal	5/3/2012 12:06:44 PM

Mean Area 0.000
Mean CNV 0.000
Mean Conc. 0.000mg

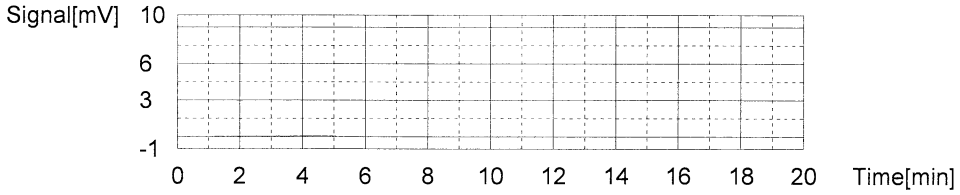

Sample

Sample Name: 350584312
Sample ID: 350584312
Origin: TOC soil by 415.1-9060-SM5310B.met
Status Completed
Chk. Result

Type	Anal.	Manual Dilution	Density	Result
Unknown	SSM-TC	1.000	1.000mg/uL	SSM-TC:0.1391mg

1. Det

Anal.: SSM-TC

No.	Area	CNV	Abs C	Conc.	Weight	Volume	Ex.	Cal. Curve	Date / Time
1	25.04	25.04	139.1ug	0.1391mg	27.80mg	27uL		5mg Sucrose.2012_05_01_09_09_01.cal	5/3/2012 12:15:41 PM

Mean Area 25.04
Mean CNV 25.04
Mean Conc. 0.1391mg

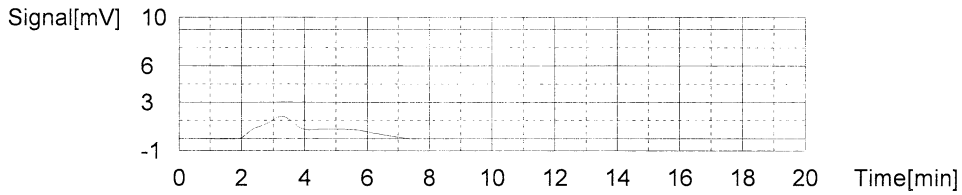

Sample

Sample Name: 350589201
Sample ID: 350589201
Origin: TOC soil by 415.1-9060-SM5310B.met
Status Completed
Chk. Result

Type	Anal.	Manual Dilution	Density	Result
Unknown	SSM-TC	1.000	1.000mg/uL	SSM-TC:0.04332mg

1. Det

Anal.: SSM-TC

No.	Area	CNV	Abs C	Conc.	Weight	Volume	Ex.	Cal. Curve	Date / Time
1	7.796	7.796	43.32ug	0.04332mg	28.10mg	28uL		5mg Sucrose.2012_05_01_09_09_01.cal	5/3/2012 12:26:04 PM

Mean Area 7.796
Mean CNV 7.796
Mean Conc. 0.04332mg

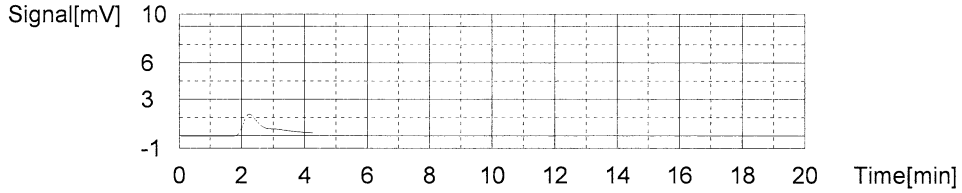

Sample

Sample Name: 350590416
Sample ID: 350590416
Origin: TOC soil by 415.1-9060-SM5310B.met
Status Completed
Chk. Result

Type	Anal.	Manual Dilution	Density	Result
Unknown	SSM-TC	1.000	1.000mg/uL	SSM-TC:0.07574mg

1. Det

Anal.: SSM-TC

No.	Area	CNV	Abs C	Conc.	Weight	Volume	Ex.	Cal. Curve	Date / Time
1	13.63	13.63	75.74ug	0.07574mg	23.30mg	23uL		5mg Sucrose.2012_05_01_09_09_01.cal	5/3/2012 12:32:06 PM

Mean Area 13.63
Mean CNV 13.63
Mean Conc. 0.07574mg

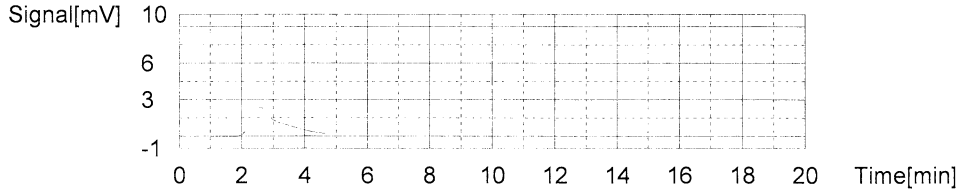

Control Sample

Sample Name: CCV
Sample ID: CCV IS# 44240
Method: CCVsoil - TOC by 415.1-9060-SM5310B.tpl
Status Completed
Chk. Result Control value: 1.998 / Control within range!

Type	Anal.	Manual Dilution	Density
Control	SSM-TC	1.000	1.000mg/uL

1. Det.

Anal.: SSM-TC

No.	Area	CNV	Abs C	Conc.	Weight	Volume	Ex.	Cal. Curve	Date / Time
1	359.5	359.5	1998ug	1.998mg	4.800mg	4uL		5mg Sucrose.2012_05_01_09_09_01.cal	5/3/2012 12:58:07 PM

Mean Area 359.5
Mean CNV 359.5
Mean Conc. 1.998mg

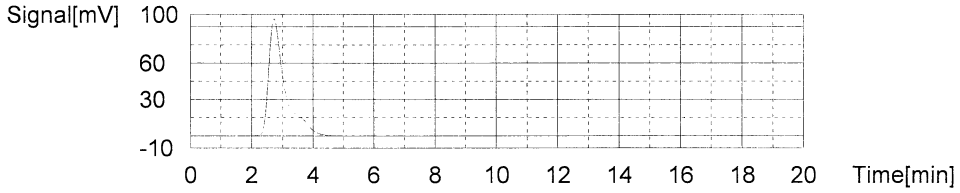

Control Sample

Sample Name: CCB
Sample ID: CCB
Method: CCBsoil - TOC by 415.1-9060-SM5310B.tpl
Status Completed
Chk. Result Control value: 0.000 / Control within range!

Type	Anal.	Manual Dilution	Density
Control	SSM-TC	1.000	1.000mg/uL

1. Det.

Anal.: SSM-TC

No.	Area	CNV	Abs C	Conc.	Weight	Volume	Ex.	Cal. Curve	Date / Time
1	0.000	0.000	0.000ug	0.000mg	0.000mg	0uL		5mg Sucrose.2012_05_01_09_09_01.cal	5/3/2012 1:32:37 PM

Mean Area 0.000
Mean CNV 0.000
Mean Conc. 0.000mg

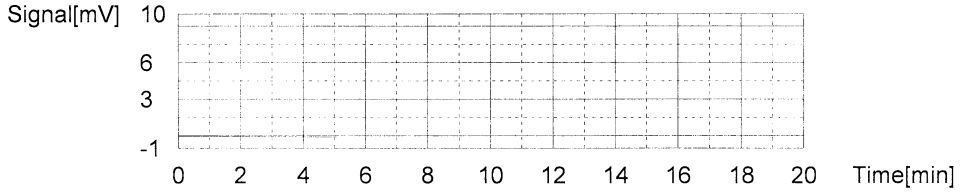

Spectrum Lab

Soil Prep Worksheet

Technician	DT
Prep Date	05/03/12
Prep Time	8:00
Batch #	9348

Analyte	Chloride	Ammonia	Nitrate / Nitrite	Phosphate
Method #	325.2	350.1	353.2	365.4

Circle applicable Analyte and Method

Sulfate	Sulfide	Hex Chrom	TOX	IC Anions
375.4	376.1	7196A	9251	9056A

TOC
9060MOD

Lab ID	Sample #	Sample Wt. (g)	Volume DI (mL)	Spike Vol. (mL)
PBA	1	0.00	0	0
LCS	2	4.8		4.8
LCSD	3	4.8		4.8
3505843 01	4	25.2		0
01 Dup	5	27.8		
04	6	29		
05	7	21.3		
06	8	27.4		
07	9	20.8		
08	10	27.8		
09	11	23.1		
10	12	26		
11	13	24.3		
12	14	27.8		
3505892 01	15	28.1		
3505904 16	16	23.3		

Spike Data -- Lab Control Spike

Method #	IS #	Spike Vol. (mL)	Volume DI (mL)	Conc. (ppm)
325.2				
350.1				
353.2				
365.4				
375.4				
376.1				
7196A				
9251				
9056A				
9060MOD	44239	4.8mg	0	2ppm

Spike Data -- Lab Control Spike

Method #	IS #	Spike Vol. (mL)	Volume DI (mL)	Conc. (ppm)
325.2				
350.1				
353.2				
365.4				
375.4				
376.1				
7196A				
9251				
9056A				

3505892

2894

STANDARDS LOG

Standard ID	Type	Manufacturer	Mfg Lot	Expires	Volume	Created on	Created by
44239	Sucrose	Office Snax	0	12/15/2012	500 G	12/15/2011	ddthompson
8.33 MG/G: TOC							

Standard ID	Type	Manufacturer	Mfg Lot	Expires	Volume	Created on	Created by
44240	Sucrose	Office Snax	0	12/15/2012	500 G	12/15/2011	ddthompson
8.33 MG/G: TOC							

End Of Report

160512 1644