

The Right Plants in the Right Places




You do best in a certain kind of habitat. So do plants! To grow and thrive, it's important to have the right conditions. Be a friend to plants. Notice where each grows best. Then let it grow there!

Walk around your lawn, schoolyard, or neighborhood park. Notice where different plants grow well. What is it like? Is it wet or dry? Shady or sunny? Are there places where nothing grows?

Use what you learned on your walk. Draw ferns, cattails, flowers, and other plants where each would grow best.

**Make a path from the cabin to the lake.
Put the right plants in the right places.**

Plants growing in their own best habitat are the best survivors.



Tips for Grown-ups:

Use native plants in your landscape. Not only are they interesting, but they also result in less water use; less need for pesticides and fertilizers; and better habitat for butterflies, birds, and other wildlife.

See:

U.S. EPA's Green Landscaping with Native Plants
<http://www.epa.gov/greenacres/>

EPA Mid-Atlantic Region Green Landscaping
www.epa.gov/reg3esd1/garden/index.htm

Audubon at Home
http://www.audubon.org/bird/at_home/index.html

National Wildlife Federation Backyard Wildlife Habitat Program
<http://www.nwf.org/backyardwildlifehabitat/>

The Nature Conservancy's Wildland Invasive Species Team Web Site
<http://tncweeds.ucdavis.edu/>

