



## TDX Viewer User Guide – Version 3.0

The Toxics Release Inventory (TRI) Data Exchange (TDX) Viewer is a Web application accessible through the Central Data Exchange (CDX) and the Internet and is the preferred method for the management of TRI submissions to states via the CDX Node. Although the TDX Viewer application enables users to view the status of transactions of TRI data from CDX to state nodes that are participating in the TRI Data Exchange network, the TDX Viewer contains transactions for all states—not just those that have a participating Exchange Network Node.

In addition to making it easier for states to determine which TRI submissions have been received by CDX, the TDX Viewer also allows users to “pull” TRI submissions from CDX to their state node if they happen to be missing data. There are three main pages to the TDX Viewer:

- Search
- Search Results
- Transaction Details

### Part 1: SEARCH

The screenshot shows the EPA TRI Data Exchange Viewer search interface. The page has a blue header with the EPA logo and navigation links. The main content area is titled "TRI Data Exchange Viewer" and includes a search form. The form is divided into two main sections: "Facility Criteria" and "Submission Criteria".

**Facility Criteria:**

- TRIFID:  (separate additional TRIFIDs by commas)
- Facility Name:
- Facility Address:
- City:  State:  ZIP Code:
- County:  SIC/NAICS Code:

**Submission Criteria:**

- Reporting Year:
- CAS Number:
- Transaction ID:  Status:
- Submission Format:  Revision:  Withdrawal:
- Transaction Start Date:  Transaction End Date:
- Certification Start Date:  Certification End Date:

Buttons: Search, Reset

Footer: EPA Home | Privacy and Security Notice | Contact Us

The Search page (see screenshot above) provides users with several fields to enter search criteria to allow for more powerful searching and to accommodate submissions to states

that do not have a participating Exchange Network Node. The “State ID” field will be automatically populated for users that are registered for only one state.

**TIP 1:** In order to display all of the TRI data for your state, simply leave all fields empty except for the “State ID” field and click the “Search” button.

**TIP 2:** Multiple TRI Facility IDs (TRIFIDs) may be entered by separating each TRIFID with a comma.

Several of the search criteria correspond to the fields in the Search Results page and will be discussed in more detail in the following section.

## Part 2: SEARCH RESULTS

**TRI Data Exchange Viewer**

United States Environmental Protection Agency

LEARN THE ISSUES | SCIENCE & TECHNOLOGY | LAWS & REGULATIONS | ABOUT EPA

**TRI Data Exchange Viewer Home**

**Search Results**

You are here: TDX Viewer » Search » Search Results

Re-Submit Selected Transactions | Download Selected Transactions | Download All Transactions

51 items found, displaying all items.

<input type="checkbox"/>	Year	State	TRIFID	# Reports	Submission Format	Status	Attempts	Transmission to CDX Node	Last Transmission to State Node
<input type="checkbox"/>	2009	MD	2203WMKTST111MI	1 +	TRI-MEweb	STORED	0	03/21/2011 14:40:01	
<input type="checkbox"/>	2010	MD	2203WMKTST111MI	1 +	TRI-MEweb	STORED	0	03/21/2011 14:19:47	
<input type="checkbox"/>	2010	MD	2232WCHMCL9FAIR	1 +	TRI-MEweb	STORED	0	02/04/2011 16:45:49	
<input type="checkbox"/>	2009	MD	2322WTTRLF123IN	1 +	TRI-MEweb	STORED	0	04/12/2010 15:36:00	
<input type="checkbox"/>	2008	MD	21113SHNNCAST	1 +	TRI-MEweb	STORED	0	04/21/2009 13:48:02	
<input type="checkbox"/>	2008	MD	21113SHNNCAST	1 +	TRI-MEweb	STORED	0	02/17/2009 16:55:44	
<input type="checkbox"/>	2009	VA	902007LOADZEBRA	1 +	TRI-MEweb	FAILED	5	03/18/2011 12:39:18	03/18/2011 13:56:44
<input type="checkbox"/>	2010	VA	2232WSTLLD123CA	1 +	TRI-MEweb	COMPLETED	0	03/15/2011 15:45:27	03/15/2011 15:47:19
<input type="checkbox"/>	2010	VA	2232WSTLLD123CA	1 +	TRI-MEweb	COMPLETED	0	03/15/2011 15:20:29	03/15/2011 15:24:51
<input type="checkbox"/>	2010	VA	902009LOADZEBRA	1 +	TRI-MEweb	COMPLETED	0	03/07/2011 17:31:58	03/07/2011 17:35:14
<input type="checkbox"/>	2010	VA	2232WSTLLD123CA	2 +	TRI-MEweb	COMPLETED	0	02/18/2011 16:29:32	02/18/2011 16:32:58
<input type="checkbox"/>	2010	VA	902009LOADZEBRA	1 +	TRI-MEweb	COMPLETED	0	02/11/2011 13:37:31	02/11/2011 13:48:28
<input type="checkbox"/>	2010	VA	902009LOADZEBRA	2 +	TRI-MEweb	COMPLETED	0	02/11/2011 11:51:15	02/11/2011 12:04:12
<input type="checkbox"/>	2010	VA	2232WSTLLD123CA	1 +	TRI-MEweb	COMPLETED	0	02/09/2011 13:51:26	02/09/2011 13:54:33

The following columns are displayed on the Search Results page:

Year: The reporting year of the submission.

State: The state from which the submission originated.

TRIFID: The TRIFID assigned to the reporting facility.

# Reports: The number of Form A's and Form R's contained in the submission.

Submission Format: The format of the submission, including:

- TRI-MEweb
- Paper
- TRI-MEdesktop – CDX
- TRI-MEdesktop – Disk

Status: The status of the transmission of the submission from CDX to the state node. The following status types are available in the TDX Viewer:

- COMPLETED – the data was successfully transmitted to the state node.
- FAILED – the data was not successfully transmitted to the state node.
  - Clicking on a “FAILED” status will take the user to the Error Details page, which offers additional information regarding what caused the transaction to fail along with guidance for addressing the issue.
- PENDING – the data is scheduled to be transmitted to the state node but the transmission has not yet taken place.
- STORED – a submission has been fully processed by CDX but has not been transmitted to the state node as the respective state did not have a participating Exchange Network Node at the time of transmission.
  - A submission with the “STORED” status may not be re-submitted to a state node and is consequently only available for download via the TDX Viewer by clicking the “Download Selected Transactions” or “Download All Transactions” buttons on the Search Results page or the “Download XML Document” button on the Transaction Details page described later in this document.

Attempts: The number of times that an attempt has been made to transmit a submission from CDX to the state node.

Transmission to CDX Node: The time stamp recorded when certified TRI data was submitted from a facility to EPA.

Last Transmission to State Node: The time stamp of the most recent transmission to the state node.

In each row on the Search Results page, a clickable “+” icon is displayed to the right of the number of reports in the “# Reports” column. Clicking the “+” icon opens a “Quick View” section immediately under the current row, which displays the Transaction ID and a table summarizing the Form A's and Form R's contained in the corresponding submission (see screenshot below). An Adobe Acrobat icon appears to the left of the Report ID number and, when clicked, will open a Portable Document Format (PDF) facsimile of the form in a pop-

up window. After the “+” icon is clicked, it changes to a “-” icon. Clicking the “-” icon closes the “Quick View” section.

**TRI Data Exchange Viewer**

United States Environmental Protection Agency

LEARN THE ISSUES | SCIENCE & TECHNOLOGY | LAWS & REGULATIONS | ABOUT EPA

TRI Data Exchange Viewer Home

Search Help Logout

You are here: TDX Viewer » Search » Search Results

**Search Results**

Re-Submit Selected Transactions Download Selected Transactions Download All Transactions

51 items found, displaying all items.

<input type="checkbox"/>	Year	State	TRIFID	# Reports	Submission Format	Status	Attempts	Transmission to CDX Node	Last Transmission to State Node
<input type="checkbox"/>	2009	MD	2203WMKTST111MI	1 +	TRI-MEweb	STORED	0	03/21/2011 14:40:01	
<input type="checkbox"/>	2010	MD	2203WMKTST111MI	1 +	TRI-MEweb	STORED	0	03/21/2011 14:19:47	
<input type="checkbox"/>	2010	MD	2232WCHMCL9FAIR	1 +	TRI-MEweb	STORED	0	02/04/2011 16:45:49	
<input type="checkbox"/>	2009	MD	2322WTTRLF123IN	1 +	TRI-MEweb	STORED	0	04/12/2010 15:36:00	
<input type="checkbox"/>	2008	MD	21113SHNNCAST	1 +	TRI-MEweb	STORED	0	04/21/2009 13:48:02	
<input type="checkbox"/>	2008	MD	21113SHNNCAST	1 +	TRI-MEweb	STORED	0	02/17/2009 16:53:44	
<input type="checkbox"/>	2009	VA	902007LOADZEBRA	1 +	TRI-MEweb	FAILED	5	03/18/2011 12:39:18	03/18/2011 13:56:44
<input type="checkbox"/>	2010	VA	2232WSTLLD123CA	1 -	TRI-MEweb	COMPLETED	0	03/15/2011 15:45:27	03/15/2011 15:47:19

Transaction ID: \_8eacbd4a-2ead-4230-84c8-2e7413fbeb0 [Full Transaction Details](#)

Report ID	Report Year	Report Type	Revision	Withdrawal	CAS Number	Chemical Name	Chemical Mixture Name
226109	2010	R	No	No	79221	Methyl chlorocarbonate	NA

<input type="checkbox"/>	2010	VA	2232WSTLLD123CA	1 +	TRI-MEweb	COMPLETED	0	03/15/2011 15:20:29	03/15/2011 15:24:51
<input type="checkbox"/>	2010	VA	902009LOADZEBRA	1 +	TRI-MEweb	COMPLETED	0	03/07/2011 17:31:58	03/07/2011 17:35:14
<input type="checkbox"/>	2010	VA	2232WSTLLD123CA	2 +	TRI-MEweb	COMPLETED	0	02/18/2011	02/18/2011

Most of the fields are self-explanatory, but a few warrant a brief description:

**Report ID:** An ID generated by the TDX Viewer for each chemical report.

**Report Type:** Either Form R or Form A. Methyl chlorocarbonate, as shown in the screenshot above, is classified as a Form R.


**Revision:** Indicates whether the specific chemical report was marked as a revision.

**Withdrawal:** Indicates whether the specific chemical report was marked as a withdrawal.

Additionally, the “Quick View” section provides a “Full Transaction Details” hyperlink to open the Transaction Details page (see screenshot in Part 3: Transaction Details).

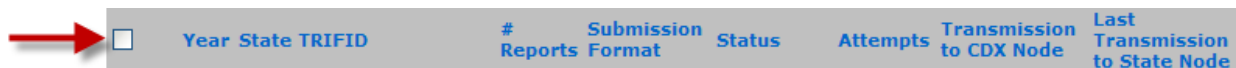
## Pulling submissions from CDX to the State Node

One feature of the TDX Viewer is the ability to re-submit, or “pull,” one or more submissions to a state node if the user determines that the state is missing specific facility data. There are a few different ways to do this:

**Option 1)** The user may click the green “Re-submit” icon (  ) which will re-submit the data for the transaction on the chosen row. If a transaction belongs to a state that does not have a participating Exchange Network Node, the “Re-submit” icon will not appear in the corresponding row.

**Option 2)** The user may check one or more checkboxes corresponding to one or more transactions on the far left of the page and then click the “Re-submit Selected Tasks on Current Page” button at the top of the page.

**Option 3)** The user can quickly re-submit all transactions on the page by checking the checkbox at the top of the Search Results page (see below), which selects all of the submissions on the current page, and then clicking the “Re-submit Selected Tasks on Current Page” button at the top of the page.



If a user attempts to re-submit a transaction to a state that does not have a participating Exchange Network Node using the checkbox and the “Re-Submit Selected Transactions” button, an alert will notify the user that they are unable to re-submit the transaction. The alert will also provide an explanation as to why the user cannot re-submit the transaction for the given state and provide contact information for implementing an Exchange Network Node.

**TIP 3:** An example of a quick and useful way to utilize the re-submit feature would be to filter a search by the status “FAILED” on the Search page, check the checkboxes corresponding to all of the transactions on the Search Results page, and then click the “Re-submit Selected Tasks on Current Page” button.

After choosing to re-submit, the task will be scheduled and, if refreshed, the “Status” field should change to “PENDING”. It should not take more than 15 minutes for the transmission from CDX to the state node to be attempted. However, in rare circumstances, a delay may occur.

Only 200 transactions will appear on a page at one time in the TDX Viewer. For example, if a search results in 260 transactions, the first 200 transactions will appear on the first page of results followed by the other 60 transactions on a second page. Since the TDX Viewer can only re-submit submissions that are displayed on the current page, only 200 transactions can be re-submitted simultaneously.

## Exporting Search Results

At the bottom of the Search Results page are options to export all search results in Comma Separated Values (CSV), Excel, or eXtensible Markup Language (XML) formats in a single downloadable file.

## Navigation & Help

The blue sidebar on the left side of the page (as well as the Search and Transaction Details page) includes three links. Clicking “Search” will bring the user back to the initial Search page. Clicking “Help” will guide the user to the document you are reading right now. Clicking “Logout” will log the user out of the TDX Viewer application.

## Downloading the XML File

Clicking the “Download Selected Transactions” button on the Search Results page will compress the XML files for all transactions selected by the user on the Search Results page. In most Web browsers, the user will then be presented with a prompt to either save or open the resulting ZIP file.

Clicking the “Download All Transactions” button on the Search Results page will compress the XML files for all transactions returned by the search. In most Web browsers, the user will then be presented with a prompt to either save or open the resulting ZIP file.

## Part 3: TRANSACTION DETAILS

**EPA** United States Environmental Protection Agency  
LEARN THE ISSUES | SCIENCE & TECHNOLOGY | LAWS & REGULATIONS | ABOUT EPA

**TRI Data Exchange Viewer** [Contact Us](#)

You are here: [TDX Viewer](#) » [Search](#) » [Search Results](#) » [Transaction Details](#)

### Transaction Details

**Transaction Detail**

Reporting Year:	2010
TRIFID:	2232WSTLLD123CA
Facility Name:	A-1 Chemical Systems
Address:	123 Industry Blvd
City:	Fredericksburg
State:	VA
ZIP Code:	22323
County:	Fredericksburg (city)
SIC/NAICS Code:	111160
Submission Format:	TRI-MWeb
Status:	COMPLETED
Transaction ID:	_8eacbd4a-2ead-4230-84c8-2e7413fbebfo
Attempt Count:	0
Submitter:	kathy hale KATHY.HALE@CGIFEDERAL.COM
Document Name:	TRI000220110315154523haledogg.xml
Task ID:	_72204404-654e-40af-9fa4-5898ed2b9572
External Transaction ID:	
Transmission to CDX Node:	03/15/2011 15:45:27
Last Transmission to State Node:	03/15/2011 15:47:19
Certification Date:	03/15/2011
Certifier:	rajya.lakshmi.kolla@cgifederal.com

Report ID	Report Year	Report Type	Revision	Withdrawal	CAS Number	Chemical Name	Chemical Mixture Name
226109	2010	R	No	No	79221	Methyl chlorocarbonate	NA

[News Feeds](#) [Podcasts](#) [EPA Mobile](#) [News by Email](#) [Widgets](#)

EPA Home | [Privacy and Security Notice](#) | [Contact Us](#)

Most of the fields in the Transaction Details page are the same as those in the Search Results page, but some warrant a brief description:

**Facility Name:** The facility name specified on each form in the submission.

**Address:** The facility address specified on each form in the submission.

**City:** The facility city specified on each form in the submission.

**ZIP Code:** The facility ZIP Code specified on each form in the submission.

**County:** The facility county specified on each form in the submission.

**SIC/NAICS Code:** The primary Standard Industrial Classification (SIC) or North American Industry Classification System (NAICS) Code specified on each form in the submission.

**Submitter:** The name of the person who originally submitted the facility report.

Document Name: The name assigned to the .xml file for the selected transaction.

Task ID: A unique ID associated with each task of a transaction.

External Transaction ID: A unique ID assigned by the state node.

Certifier: The name and email address of the individual who certified the TRI data.


### Pulling submissions from CDX to the State Node

Clicking the “Re-submit Transaction” button on the Transaction Details page will re-submit the data for the transaction. If a transaction belongs to a state that does not have a participating Exchange Network Node, the “Re-submit Transaction” button will not appear on the page.

### Downloading the XML File

Clicking the “Download XML Document” button on the Transaction Details page allows the user to download the XML file for the submission associated with the transaction.

Additionally, at the bottom of the Transaction Details page are summaries of the chemical reports contained in the selected transaction (see screenshot below). An Adobe Acrobat icon appears to the left of the Report ID number and, when clicked, will open a PDF facsimile of the form in a pop-up window.

Report ID	Report Year	Report Type	Revision	Withdrawal	CAS Number	Chemical Name	Chemical Mixture Name
 226109	2010	R	No	No	79221	Methyl chlorocarbonate	NA

Most of the fields are self-explanatory, but a few warrant a brief description:

Report ID: An ID generated by the TDX Viewer for each chemical report.

Report Type: Either Form R or Form A. Methyl chlorocarbonate, as shown in the screenshot above, is classified as a Form R.

Revision: Indicates whether the specific chemical report was marked as a revision.

Withdrawal: Indicates whether the specific chemical report was marked as a withdrawal.

---

### **Questions and/or comments?**

Contact: Shane Knipschild at (202) 566-2712 or [Knipschild.Shane@epa.gov](mailto:Knipschild.Shane@epa.gov)  
<http://www2.epa.gov/toxics-release-inventory-tri-program/tri-data-exchange>

For technical questions regarding state nodes, please contact the CDX Help Desk at +1 (888) 890-1995.