



Toxic Chemical Releases in Jurupa Valley, CA

It's Your Right to Know!

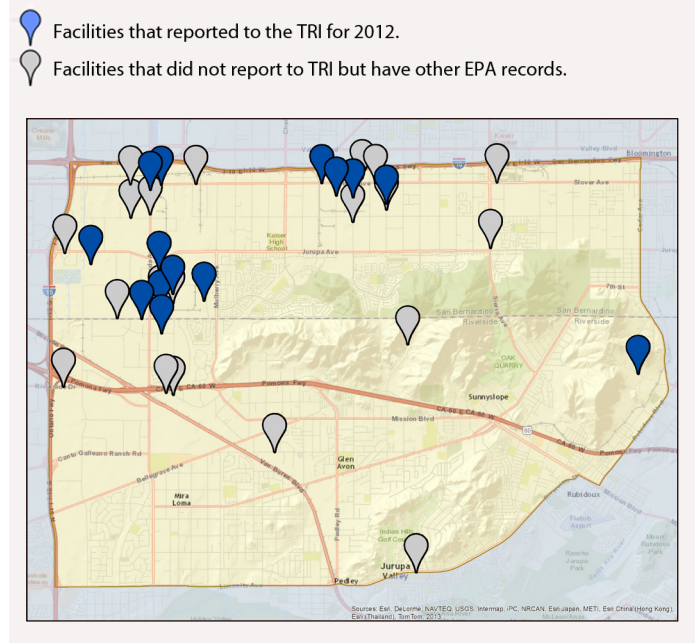
The U.S. Environmental Protection Agency (EPA) requires certain industrial facilities across the country to report annually about the toxic chemicals they release* and what they're doing to prevent or reduce pollution. EPA's Toxics Release Inventory (TRI) tracks chemicals that may pose a threat to human health and the environment. Possible health impacts depend on many factors, including the toxicity of the chemical, and the amount and duration of exposure. You can find a lot of information about facilities in Jurupa Valley that report releases to TRI, but TRI doesn't track all sources of pollution. To learn more about TRI – what it can and can't tell you – visit:

www.epa.gov/tri/communities/

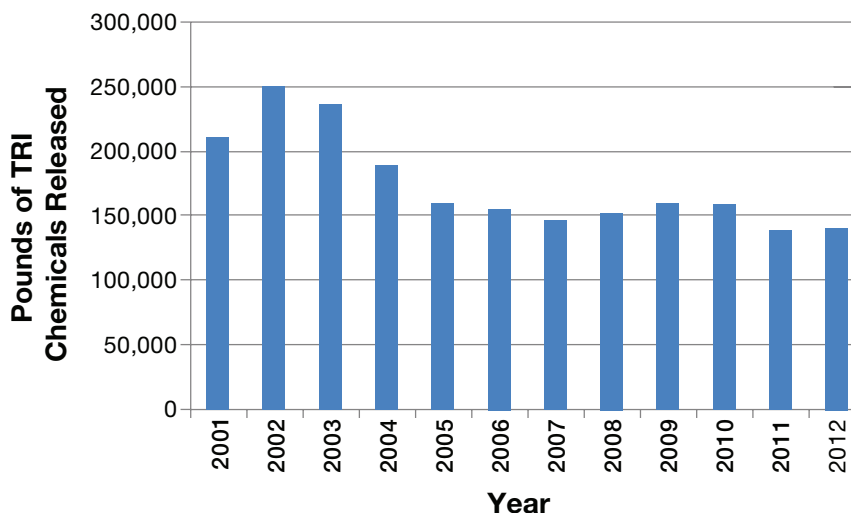
*A "release" is an emission or discharge to the air, water, and/or land.

Note: Many of the releases from TRI reporting facilities are regulated under various EPA programs and requirements designed to protect people's health and the environment.

Locations of TRI Facilities in Jurupa Valley in 2012



On-site Releases of TRI Chemicals in Jurupa Valley: 2001–2012



On-site releases in Jurupa Valley have generally decreased since 2002.

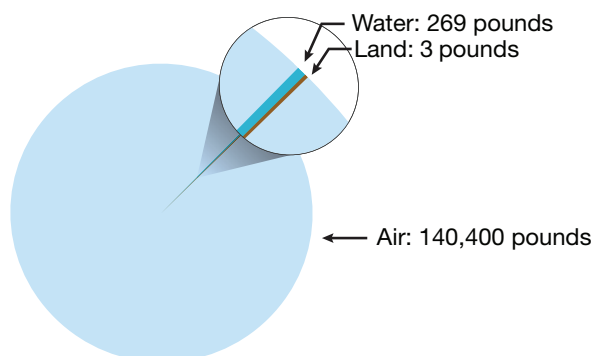
TRI Facilities Reporting the Largest On-site Toxic Releases in Jurupa Valley in 2012

Facility Name	On-Site Releases in Pounds
Metal Container Corp.	126,718 pounds
New-Indy Containerboard Ontario LLC.	9,625 pounds
Sierra Aluminum Co.	2,730 pounds
TST Inc. DBA Timco DBA Tandem Industries	796 pounds
Ameron Wind Towers Div.	713 pounds



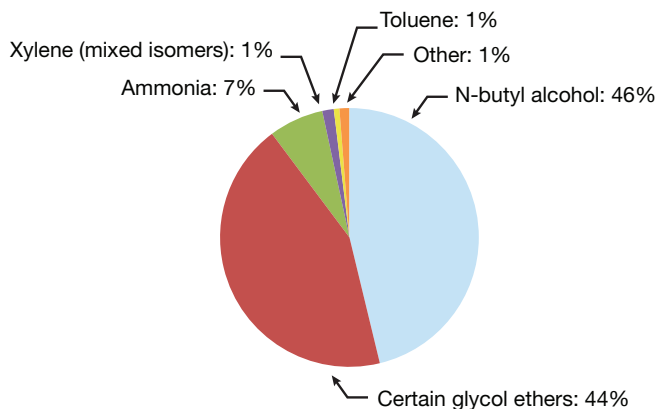
Toxic Chemical Releases in Jurupa Valley, CA

Portion of Toxic Chemicals Released On-site to Air vs. Water vs. Land in Jurupa Valley in 2012



A total of 140,672 pounds of toxic chemicals were released on-site by Jurupa Valley TRI facilities in 2012. The vast majority of TRI releases in Jurupa Valley were released into the air.

Toxic Chemicals Released in Jurupa Valley in 2012



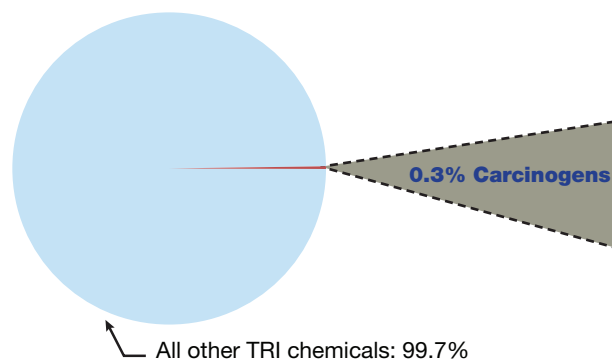
In 2012, N-butyl alcohol and Certain glycol ethers accounted for 90% of the on-site TRI releases.

For more information about toxic chemicals, visit the Agency for Toxic Substances & Disease Registry's ToxFAQs: <http://www.atsdr.cdc.gov/toxfaq/index.asp>

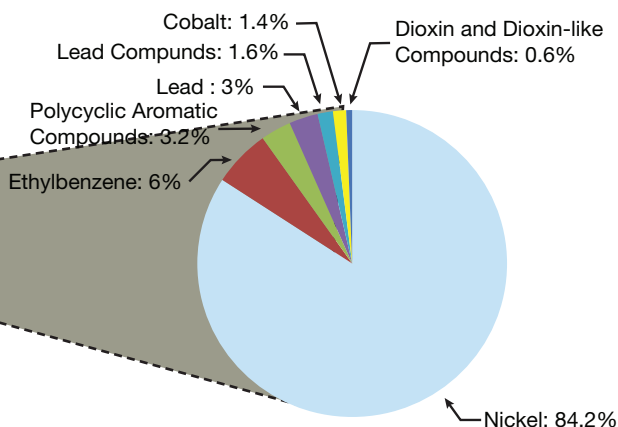
On-site Releases of Carcinogens in Jurupa Valley in 2012

On-site TRI Releases

(percentage of TRI carcinogens vs. all other TRI chemicals)



Highest Releases of TRI Carcinogens



0.3% of on-site TRI releases in Jurupa Valley in 2012 were carcinogens. Nickel accounted for 84.2% of on-site carcinogens in Jurupa Valley in 2012.

Note: A carcinogen is a chemical or other substance that can cause cancer. Releases of toxic chemicals, including carcinogens, do not necessarily mean that human health in the surrounding community has been, or will be, adversely affected.

TRI questions? Contact:

- U.S. EPA Region 9 TRI Coordinator, Russell Frazer, at 415-947-4220 or frazer.russell@epa.gov
- TRI Information Center at 1-800-424-9346 (select menu option 3)
- TRI Communities website at <http://www.epa.gov/tri/communities>

For easy access to TRI data, visit: www.epa.gov/tri/myrtk