



# Protect Yourself from Pesticides—

## Guide for Agricultural Workers (Haitian/Creole)

# Pwoteje Tèt Ou Kont Pestisid Gid Pou Travayè Agrikilti



**The Environmental Protection Agency** revised the Worker Protection Standard for agricultural pesticides in August 1992. The revised Worker Protection Standard requires that agricultural workers be given training in basic pesticide safety.

*Protect Yourself from Pesticides: Guide for Agricultural Workers* was developed by the Environmental Protection Agency; it presents all of the information required for training under the Worker Protection Standard. Some States and Tribes have additional requirements for pesticide safety training for agricultural workers. Contact the State or Tribal agency responsible for pesticide enforcement in your area to obtain information needed to comply with all State or Tribal training requirements.

There are other materials about the Worker Protection Standard that are being developed by EPA. They include a safety poster, a handbook on pesticide safety for pesticide handlers, and a manual for agricultural employers. For more information about safety training and about the revised Worker Protection Standard, contact

**Occupational Safety Branch (H7506C)**  
Office of Pesticide Programs  
U.S. Environmental Protection Agency  
401 M Street, S.W.  
Washington, D.C. 20460  
(703) 305-7666

Nan mwa Out 1992, Ajans Pou Pwoteksyon Anviwònman An te revize Regleman Jeneral Pou Pwoteksyon Travayè yo osijè pestisid pou agrikilti. Revizyon Regleman Jeneral Pou Pwoteksyon Travayè yo mande pou yo kapab bay travayè agrikilti yo yon antrènman espesyal sou baz pwekosyon kont pestisid.


Pwoteje Tèt Ou Kont Pestisid: Se Ajans Pou Pwoteksyon Anviwònman An ki te pwepare Gid Pou Travayè Agrikilti yo; li pwezante tout enfòmasyon nou ta bezwen pou antrenman nou dapwe Regleman Jeneral Pou Pwoteksyon Travayè yo. Kèk Eta ak Tribi gen lòt regleman yo ajoute ankò nan antrenman pou pwekosyon kont pestisid pou travayè agrikilti yo. Kontakte Ajans Eta, oswa Tribi, ki responsab pou ranfòse lwa pestisid nan zòn pa ou. Yo va ba ou enfòmasyon ou bezwen pou ou kapab an konfòmite ak tout obligasyon antrenman nan Eta a oswa nan Tribi a.

Gen lòt materyèl toujou sou Regleman Jeneral Pou Pwoteksyon Travayè yo; se EPA ki ap pwepare yo. Nan yo gengnen: yon desen sou pwekosyon (ou ka kole nan mi), yon ti liv sou pwekosyon kont pestisid pou moun ki ap travay ak pestisid, e yon liv pou anlwayè yo sou agrikilti. Si ou vle plis enfòmasyon osijè antrenman pou ou pwan pwekosyon e osijè revizyon yo fè nan Regleman Jeneral Pou Pwoteksyon Travayè yo, kontakte

**Occupational Safety Branch (H7506C)**  
Office of Pesticide Programs  
U.S. Environmental Protection Agency  
401 M Street, S.W.  
Washington, D.C. 20460  
(703) 305-7666

**Project Coordinator**  
**Coordinador del Proyecto**  
John Leahy, EPA

**Editing, Design, Illustration**  
**Redacción, Diseño, Ilustración**  
Walcoff & Associates



- Pesticides help control pests, but they can also hurt—even kill—people.

Pesticides control pests such as insects and weeds. Pesticides can also hurt—even kill—people. The law helps protect you from pesticide poisoning. You can also help protect yourself.

- Pestisid yo ede kontwole vèmin; men tou yo ka fè imen ditò-e menm tiye moun.

Pestisid kontwole vèmin tankou ensèk ak move zèb. Men pestisid ka fè imen ditò-e menm tiye moun. Lalwa ede pwoteje ou kont pwazon ak pestisid. Ou menm tou, ou ka ede pwoteje tèt ou.

■ **Learn how to protect yourself. If you don't understand, ask for help.**

If pesticides are used where you work, your boss must make sure you are trained in pesticide safety.


This book has facts about pesticide safety. If you do not understand this book or your safety training, ask for help.



□ **Apwann kouman pou ou pwoteje tèt ou. Si ou pa konpwann, mande èd.**

Si yo itilize pestisid kote ou ap travay la, bès ou dwe ekzije pou yo antrene ou nan pwekosyon pou ou pwan ak pestisid.

Liv sa a gen ekzanp vivan osijè pwekosyon kont pestisid. Si ou pa konpwann liv sa a, oswa antrenman pou sekirite ou, mande èd.





■ **Wear clothes that cover your skin.**

You should wear clean work clothes each day that will cover your skin:

- Long pants.
- A long-sleeved shirt.
- Shoes and socks.

□ **Mete rad ki pou kouvwi po ou.**

Chak jou, ou ta sipoze mete rad travay ki pwòp e ki pou kouvwi po ou:

- Pantalon long,
- Chemiz manch long,
- Soulye ak chosèt.


■ **At work, look for soap and water.**

At work, you must be provided with soap, water, and towels if the areas where you work have had pesticides applied in at least the last 30 days. Pesticides dry on crops as a powder—this powder is the residue. A residue can remain on a crop many days after spraying.

□ **Nan travay la, chèche kote ou jwenn savon ak dlo.**

Nan travay la, yo sipoze mete savon ak dlo disponib pou ou, ni sèvyèt tou. Atansyon ak kote ou ap travay yo, si te gen pestisid yo te mete nan 30 dènye jou yo pou pi piti. Pestisid yo konn seche sou rekòt yo tankou yon poud-poud sa a se rès pestisid la. Yon poud konsa (yo rele rezidi) li ka rete sou rekòt la plizyè jou apwe ou fin flite li.





- Wash your hands and face before you eat, drink, smoke, or chew gum or tobacco.

Your hands and face may get pesticides on them.


- Lave men ou ak figi ou anvan ou manje, bwè, fimèn, oswa manje gòm oubyen pwan tabak.

Men ou ak figi ou ka gen pestisid sou yo.



■ Wash your hands before using the toilet at work.

□ Lave men ou anvan ou sèvi nan twalèt ki nan travay la.







- **Stay out of areas where pesticides are being applied. If pesticides drift to where you are working, get out!**

It is against the law for anyone to apply pesticides in an area where you are working, or to let pesticides drift onto you.

- **Rete lwen kote yo mete pestisid. Si pestisid ta rive kote ou ap travay la, chape kò ou.**


Se kont lalwa pou nenpòt moun ta lage pestisid kote ou ap travay la, oswa pou ta kite pestisid koule rive kote ou ye a.

■ **If you see this sign, or ones like it, keep out!**

This sign means that pesticides are in the area. You must have special training and protection to go into the area.

□ **Si ou wè sign sa a, oswa lòt tankou li, pa travèse yo!**

Sign sa a signifi gen pestisid nan zòn nan. Ou dwe gen yon antrenman espesyal oswa yon pwoteksyon sou ou pou ou ka antre nan zòn sa a.





- **Stay out of areas your boss tells you not to enter. . .**

Even if no sign is posted.

- **Rete deyò tout zòn kote bòs ou di ou pou ou pa antre. . .**

Menm si pa gen okenn sign ki plake.

■ **Never take pesticides or pesticide containers home from work.**

They are not safe for use around the home.

□ **Pa jamè ale ak pestisid yo, ni mamit yo lakay ou soti nan travay la.**

Gen danje pou ou ta itilize yo bò kay ou.






- **Keep children away from areas where pesticides might be.**

At home, keep pesticides away from children.

- **Kenbe ti moun yo lwen kote ki ka gen pestisid.**

Lakay, sere pestisid yo lwen kote ti moun yo ye.




- After work each day, wash your whole body, including your hair.

Use plenty of soap and water. Then put on clean clothes.

- Apwe ou fin travay chak jou, lave tout kò ou an antye, menm cheve ou.

Itilize anpil dlo ak savon. Apwe sa, mete rad pwòp sou ou.





- **Keep dirty work clothes away from non-work clothes and from the family laundry.**

Pesticides may get on your clothes at work. Wash your work clothes, including your cotton gloves before using them again.

- **Kenbe rad sal ou te travay lwen lòt rad ki pa pou travay e lwen rad lesiv pou lafanmiy.**

Pestisid ka depoze sou rad ou nan travay la. Lave rad travay ou, ni gan koton yo, anvan ou itilize yo ankò.

■ Pesticides are applied in different ways:


- Liquids or sprays.
- Powders or granules.
- Gases.

Pesticides may be in many places. Pesticides may be on plants and on the soil. Often you can't tell pesticides are there.


□ Yo aplike pestisid diferan fason:

- An likid oswa nan flit.
- An poud oswa an ti grenn.
- Sou fòm vapè.

Pestisid yo ka kache plizyè kote. Yo ka sou plant la, nan tè a; e byen souvan ou pa menm ka di si yo la.








■ Pesticides may be in irrigation water and on irrigation equipment.

□ Ka gen pestisid nan dlo pou irigasyon an, ni nan ekipman irigasyon an tou.

■ Pesticides may be in storage areas and in places where pesticides are mixed and loaded.

□ Pestisid yo kapab nan zòn kote yo fè melanj pestisid yo e konsève yo.





**Move Away!**  
**Chape Kò Ou!**

■ Sometimes pesticides drift from where they are being applied.

□ Pafwa pestisid yo konn koule soti kote yo te mete yo a.

### ■ Pesticides can hurt you if:


- They get on your skin.
- They get in your eyes.
- You breathe them.
- You swallow them.

Workers are hurt most often by getting pesticides on their skin.

### □ Pestisid yo ka fè ou ditò, si:

- Yo an kontak ak po ou.
- Yo an kontak ak je ou.
- Ou respire yo.
- Ou vale yo.

Travayè viktim pi souvan nan ka pestisid ki an kontak ak po yo.





■ Pesticides may hurt you right away.

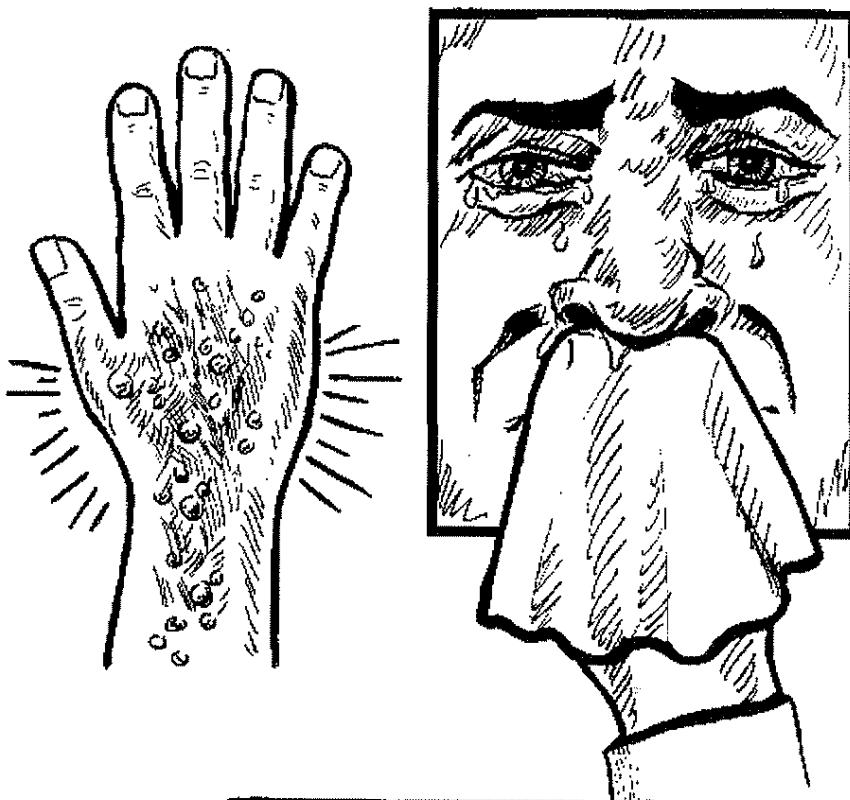
If pesticides get on or in you, they may make you sick right away, or hours later.

□ Pestisid ka fè ou ditò san pwan tan.

Si pestisid yo an kontak ak po ou, oswa antre andedan ou, yo ka fè ou malad touswit, oswa nan yon ti moman apwe, oswa pi ta.

■ Pesticides may cause skin rashes or hurt your nose, throat, or eyes.

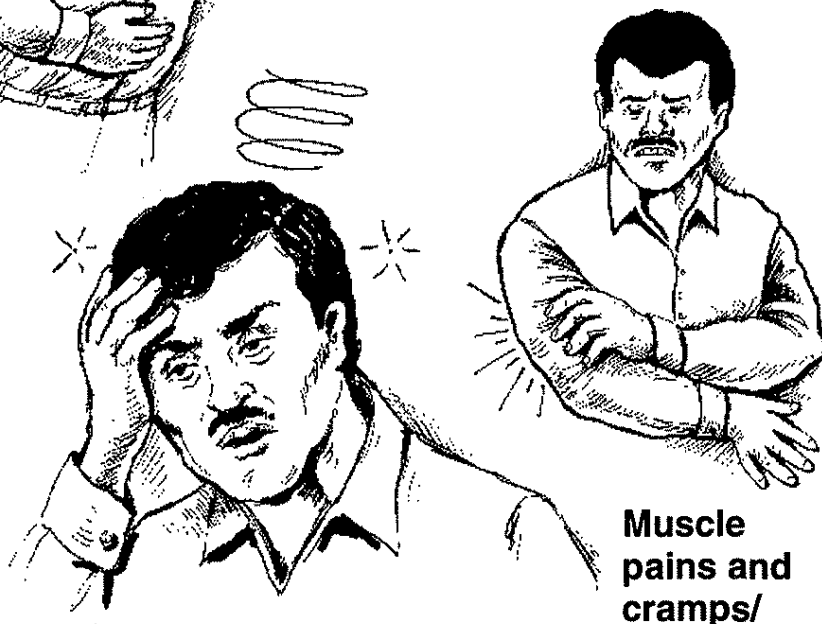
□ Pesticid ka lakòz ou gen gratèl nan po; oswa li ka ba ou pwoblèm nan nen, nan gòj, oswa nan je.



Throwing up/Vomisman  
Tired/Fatig



Sweaty/Transpire



Headache/Mal tèt  
Dizziness/Toudisman

Muscle  
pains and  
cramps/  
Doule nan  
vyann kò  
ou, oswa  
lakranp

■ Pesticides can  
make you feel  
sick in different  
ways.


□ Pestisid ka fè  
ou malad  
diferan fason.

■ Other signs of pesticide poisoning are:

- Drooling.
- Trouble breathing.
- Very small pupils of your eyes.

□ Si se pwazon pestisid ou ta pwan, lòt sign ou ka gen ankò se:

- Bave,
- Pwoblèm pou ou respire,
- Popyè je ki vin piti anpil.







■ Pesticides may harm some people more than others.

□ Pestisid ka fè sèten moun plis tò pase lòt.

■ **Getting pesticides on or in you may have effects after months or years have passed.**

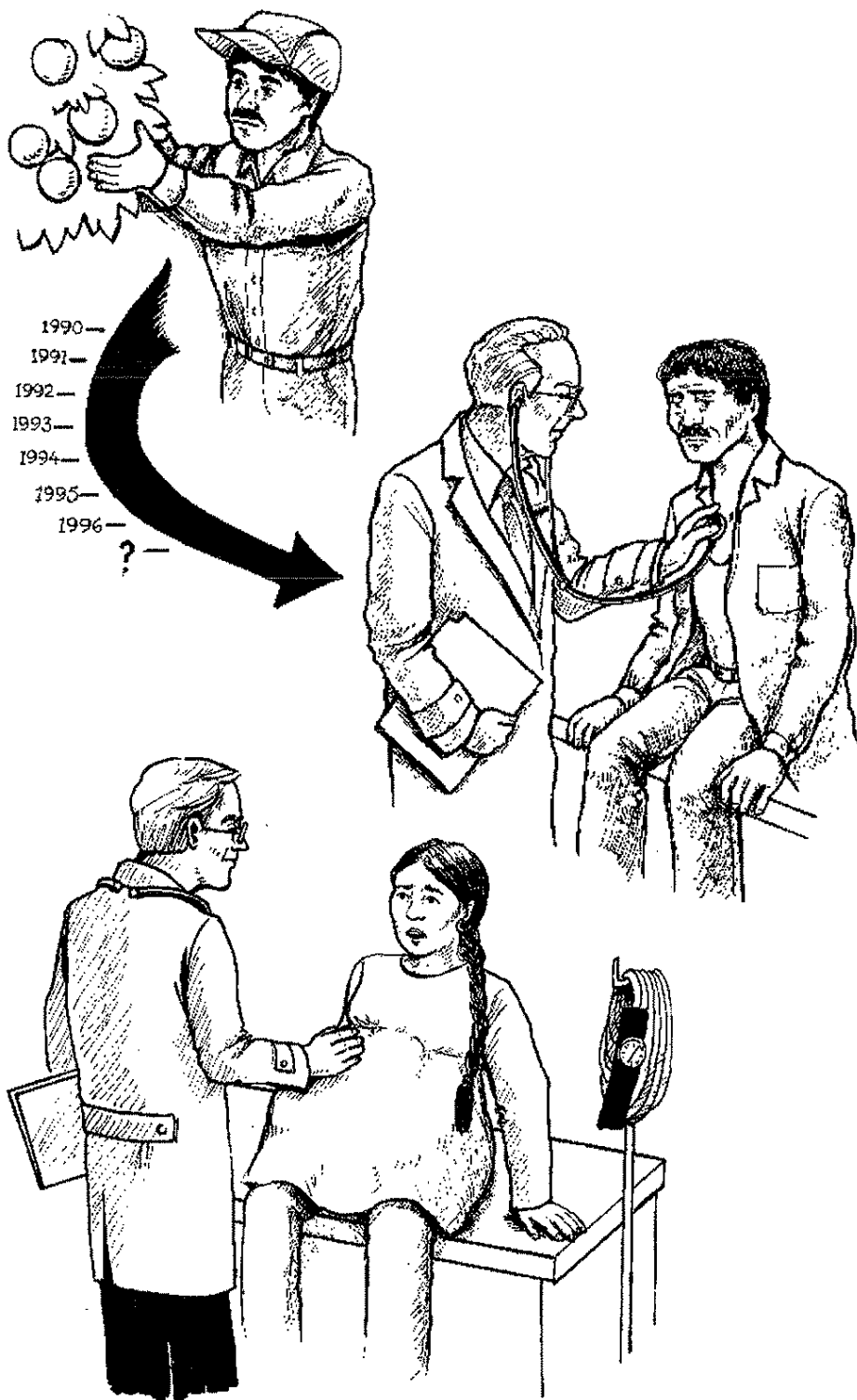
Delayed effects may be cancer, or harm to your kidneys, liver, or nervous system.

Another delayed effect may be birth defects, if pregnant women are exposed to pesticides.

□ **Si ou gen pestisid sou ou, oswa andedan ou, sa ka pwodi efè sou ou pou plizyè mwa e plizyè ane.**


Efè ki pwan plis tan yo, kapab se kansè, oswa difikilte nan ren, fwa, oswa sistèm nè.

Yon lòt efè ki ka pwan tan ankò, se move fòmasyon depi nan nesans, si se yon moun ansent ki te ekspoze nan pestisid yo.



# What If You Get Sick at Work? Sa Ki Va Rive Si Ou Malad Nan Travay La?

5



- Medical help is listed on or near a pesticide-safety poster at your work.

Make sure you know where this and the nearest phone are.

- Gen èd medikal ki disponib nan enstalasyon kote ou ap travay la oswa tou pwe, pou ede sekirite ou kont pestisid.

Fè tout sa ou kapab pou ou konnen ki kote enstalasyon sa a ye, ansanm ak telefòn ki pi pwe a.

- **If you or someone else gets sick while working, tell your boss right away.**

Your boss must make sure you get to medical help if you think you've been poisoned at work by pesticides.

- **Si ou menm oswa yon lòt moun ki ap travay ak ou ta vin malad pandan nou ap travay, di bòs ou touswit.**

Bòs ou dwe fè tout sa li kapab pou li fè ou ale chèche èd medikal, si ou panse ou te pwan pwazon nan travay la akòz pestisid.





■ Your boss will provide information about the pesticide.

Your boss must give you or your doctor the name and other information about the pesticide that might have made you sick.

□ Bòs ou va ba ou enfòmasyon nesesè osijè pestisid la.

Bòs ou oswa doktè ou sipoze ba ou non e tout lòt enfòmasyon nesesè osijè pestisid ki te fè ou malad la.


### ■ If a pesticide gets on you, get it off right away!

1. Take off clothing that has pesticide on it.
2. Rinse skin right away with water.
3. Wash with soap and water as soon as possible.

### □ Si yon pestisid ta tonbe sou ou, elimine li touswit!

1. Wete rad ki gen pestisid sou li a.
2. Rense po ou touswit ak dlo.
3. Lave kò ou ak dlo ak dlo ak savon osito posib.





- If you begin to feel sick or your eyes, skin, or throat hurt, go to a doctor right away.

Your boss must make sure you are taken to a clinic or doctor.

- Si ou kòmanse santi ou malad oswa si je ou, po ou, oswa gòj ou ta va ap fè ou mal, ale wè yon doktè touswit.



Bòs ou dwe ensiste pou yo mennen ou nan yon klinik oswa wè yon doktè.

■ If you or someone else swallows a pesticide, get medical help right away!

1. Call a poison control center or doctor, or go to the doctor if it's faster. Give the name of the pesticide and the first aid directions from the label.
2. If you can't call for help, or while you wait for help, follow the first aid steps on the label.
3. Get to a doctor as soon as possible! Have the name of the pesticide with you.







□ Si ou menm oswa yon lòt moun vale yon pestisid, chèche èd medikal san pedi tan.


1. Rele yon sant kontwòl pou pwazon oswa yon doktè, oswa ale jwenn doktè a, si se sa ki pi rapid.
2. Si ou pa kapab rele pou èd, oswa pandan ou ap tann pou èd, swiv etap pwemye èd yo fason yo ekri a.
3. Ale wè doktè osito posib! Pote non pestisid la ak ou.

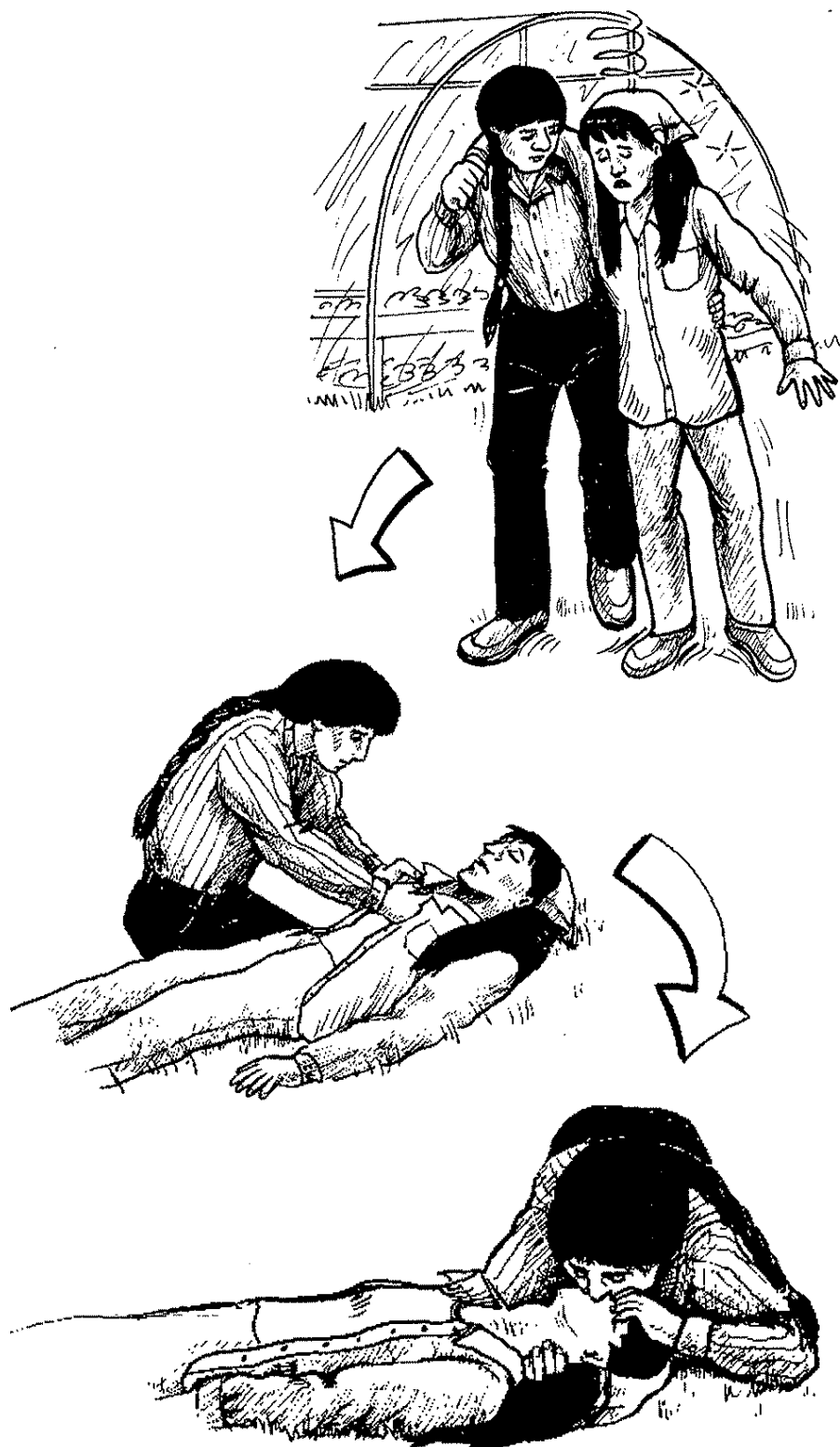
■ **Leave closed areas right away if you start to feel sick or dizzy.**

If you are working in an enclosed area, like a greenhouse, get to fresh air right away if you begin to feel dizzy or have trouble breathing.

□ **Kouri kite yon kote ki fèmen san pedi tan, si ou ta kòmanse santi ou malad oswa toudi.**

Si ou ap travay yon kote ki fèmen, tankou yon mezon kote yo fè kilti plant, degaje ou chèche respire lè ki fwe tou swit, si ou ta kòmanse santi ou toudi oswa si ou ta kòmanse gen pwoblèm pou ou respire.





■ If someone gets sick from breathing a pesticide...


1. Get them to fresh air right away.
2. Loosen their clothing.
3. If not breathing, give mouth-to-mouth (CPR).

□ Si yon moun ta tonbe malad paske li ta respire yon pestisid. . .

1. Mennen li kote ki gen lè fwe touswit pou li respire;
2. Desere rad li yo;
3. Si li toujou pa respire, kole bouch ou nan bouch li pou ou fòse li respire (CPR).


■ **If someone passes out in an enclosed area, get help—don't go in!**

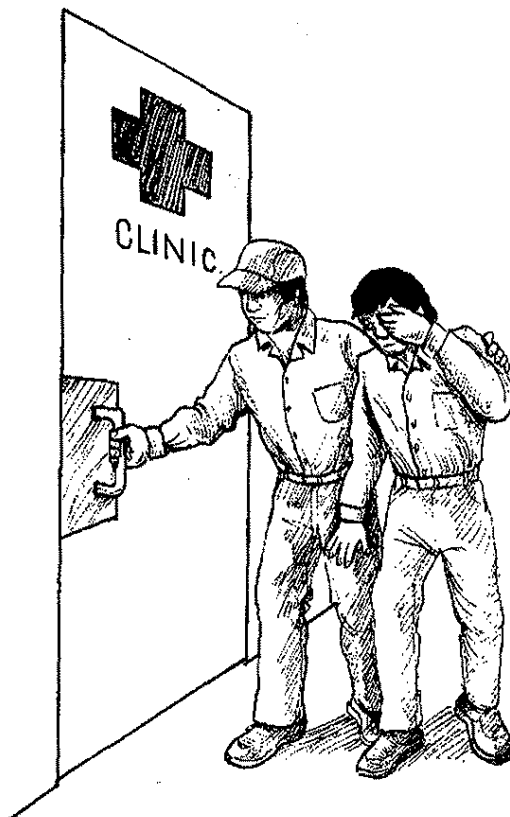
Never try to rescue someone who has passed out in a greenhouse or other enclosed area unless you have special training and breathing equipment. Find someone who can help.



□ **Si yon moun ta pèdi vi li nan yon kote ki fèmèn, chèche èd – pa antre!**

Pa jamè eseye antre ale chèche yon moun ki te pèdi vi li nan yon mezon ki rezève pou kilti plant oswa nenpòt lòt kote ki fèmèn, eksepte si ou gen yo antrenman espesyal oswa yon ekipman pou ou respire. Chèche jwenn yon moun ki ka ede.





■ **Eye damage can happen fast!  
Rinse your eyes for 15 minutes.**

If a pesticide gets in your eyes, hold them open and rinse them with a gentle stream of cool water. Rinse for 15 minutes if possible. Then go to a doctor.

□ **Domaj nan je ka rive byen fasil!  
Rense je ou pandan 15 minit.**

Si pestisid antre nan je ou, kite yo ouvè e rensè yo ak yon ti kouran dlo fwèt byen delika. Rense je ou pandan 15 minit si se posib. Answit ale wè yon doktè.


## ■ Get medical help!

In all cases of pesticide poisoning, get medical help as soon as possible.

## □ Chèche èd medikal!

Nan tout ka kote se pesticid ki anpwazonnen yon moun, chèche èd medikal osito posib.





■ Your boss must tell you about pesticide use at work.

Your boss must: Warn you about areas where pesticides are to be applied and areas you may not enter. Your boss must post: The name of the pesticide, exactly where it was applied, when it was applied, the restricted entry interval, and when the workers may return to the work area. This information has to be written and posted in a central location that is easily accessible to all workers, before the pesticides are applied.

□ Bòs ou sipoze ransegne ou osijè fason pou ou itilize pestid nan travay la.

Bòs ou sipoze: Avèti ou osijè tout kote yo gen pou yo mete pestisid, e kote ou pa kapab antre.

Bòs ou dwe ekri yon kote pou moun wè: Non pestisid la, ekzakteman ki kote yo mete li, ki lè yo te mete li, ti entèval kote yo rezève pou nou antre a, e ki lè travayè yo ka retounen nan plas travay sa a. Enfòmasyon sa a sipoze ekspoze yon kote santral ki fasil pou tout travayè yo pase ladan li, anvan yo mete pestisid yo.


## ■ Your boss must not let you work in some areas.

Your boss must not let you work in an area where:

- Pesticides are being applied.
- Or pesticides may drift onto you.

After a pesticide is used, you may not enter a field during the Restricted Entry Interval (REI).

The laws set different safety periods or REIs for different pesticides.



## □ Bòs ou sipoze pa kite ou travay nan kèk zòn.

Bòs ou sipoze pa kite ou travay nan zòn kote:


- Yo mete pestisid.
- Pestisid ka koule vini sou ou.

Apwe yo fin itilize yon pestisid, gen kote pou ou pa antre pandan Entèval Tan Pou Limite Antre Yo (REI).

Regleman yo mete diferan peryòd sekirite oswa "REI" pou diferan pestisid.







■ You must have special training and protection for some jobs.

Without extra training and protection, your boss must not let you:

- Mix, load, apply, or handle pesticides.
- Work as a flagger.
- Work in an area where entry is restricted.


□ Ou sipoze gen yon antrenman espesyal ansanm ak yon pwoteksyon nesesè pou sèten djòb.


San ekstra antrenman sa a ak pwoteksyon an, bòs ou pa sipoze kite ou:

- Melanje, vide, mete, oswa manipile pestisid;
- Travay tankou yon moun pou bay signal ak drapo;
- Travay nan yon zòn kote antre a entèdi.

■ Your boss must not punish you for trying to follow these rules.

□ Bòs ou pa sipoze pini ou si se eseye ou ap eseye swiv regleman sa yo.





■ **Know how to protect yourself!**

Your boss must protect you from pesticides, but your safety is your responsibility, too.

□ **Konnen kouman pou ou pwoteje tèt ou!**

Bòs ou dwe ede pwoteje ou kont pestisid; men sekirite ou se responsablite pa ou tou.


## Remember:

- Wear clothes that cover your skin.
- Stay out of areas as instructed by your boss.
- Move away if pesticides drift into the area where you are working.
- Wash with soap and water after work and before eating, drinking, smoking, or using the toilet.

### Your boss must:

- Give you information about pesticides applied in or near areas where you work.
- Be sure you are trained in pesticide safety.
- Provide you with soap, water, and towels.
- Make sure you get to medical help if you think you've been poisoned at work by pesticides.
- Provide you with extra training if you work in areas where entry is restricted, work as a flagger, mix, load, apply, or handle pesticides.





## ▣ Sonje:

- Mete rad ki pou kouzwi po ou.
- Rete lwen depi se zòn bòs ou endike ou.
- Chape kò ou, si ou ta wè pestisid ap vini kote ou ap travay la.
- Lave kò ou ak dlo ak savon lè ou fin travay e anvan ou manje, bwè, fimen, oswa itilize yon twalèt.

## Bòs ou sipoze:

- Ba ou enfòmasyon osijè pestisid yo ta va mete kote oswa tou pwe kote ou ap travay la.
- Fè tout sa li kapab pou ou resevwa antrenman an sou sekirite kont pestisid yo.
- Ba ou savon, dlo, sèvyèt.
- Fè tout sa li kapab pou fè ou ale resevwa èd medikal, si ou panse ou te pwan pwazon pestisid nan travay la.
- Ofwi ou plis antrenman, si ou ap travay nan yon zòn kote antre a entèdi, travay tankou yon moun ki ap fè signal ak drapo, melanje, vide, mete, oswa manipile pestisid.

**For more information** about the Worker Protection Standard, or if you have questions or concerns about pesticides, contact the agency responsible for regulating pesticides in your area or the EPA Regional Office nearest you.

Pou plis enfòmasyon osijè Règ Jeneral Pou Pwoteksyon Travayè, oswa si ou ta gen kèk kesyon oswa pwoblèm osijè pestisid, kontakte ajans ki responsab pou fè regleman pestisid yo nan zòn kote ou ye a oswa Biwo Rejyonal EPA ki pi pwe ou a.

**Region 1** (MA, CT, RI, NH, VT, ME)

U.S. Environmental Protection Agency, Region 1  
Pesticides and Toxic Substances Branch (APT)  
1 Congress St.  
Boston, MA 02203  
(617) 565-3273

**Region 2** (NY, NJ, PR, VI)

U.S. Environmental Protection Agency, Region 2  
Pesticides and Toxic Substances Branch (MS-105)  
2890 Woodgridge Ave., Building #10  
Edison, NJ 08837-3679  
(908) 321-6765

**Region 3** (PA, MD, VA, WV, DE)

U.S. Environmental Protection Agency, Region 3  
Toxics and Pesticides Branch (3AT-30)  
841 Chestnut Building  
Philadelphia, PA 19107  
(215) 597-8598

**Region 4** (GA, NC, SC, AL, MS, KY, FL, TN)

U.S. Environmental Protection Agency, Region 4  
Pesticides & Toxic Substances Branch (4-APT-MD)  
345 Courtland St., N.E.  
Atlanta, GA 30365  
(404) 347-5201

**Region 5** (IL, MI, MN, IN, OH, WI)

U.S. Environmental Protection Agency, Region 5  
Pesticides and Toxic Substances Branch (5SPT)  
77 W. Jackson Blvd.  
Chicago, IL 60604  
(312) 886-6006

**Region 6** (TX, OK, AR, LA, NM)

U.S. Environmental Protection Agency, Region 6  
Pesticides and Toxics Branch (6T-P)  
1445 Ross Ave.  
Dallas, TX 75202-2733  
(214) 655-7235

**Region 7** (MO, KS, IA, NB)

U.S. Environmental Protection Agency, Region 7  
Toxics and Pesticides Branch (TOPE)  
726 Minnesota Ave.  
Kansas City, KS 66101  
(913) 551-7020

**Region 8** (CO, MT, ND, SD, UT, WY)

U.S. Environmental Protection Agency, Region 8  
Toxic Substances Branch (8ART-TS)  
One Denver Place, Suite 500  
999 18th St.  
Denver, CO 80202-2405  
(303) 293-1730

**Region 9** (CA, NV, AZ, HI, GU)

U.S. Environmental Protection Agency, Region 9  
Pesticides and Toxics Branch (A-4)  
75 Hawthorne St.  
San Francisco, CA 94105  
(415) 744-1090

**Region 10** (WA, OR, ID, AK)

U.S. Environmental Protection Agency, Region 10  
Pesticides and Toxic Substances Branch (AT-083)  
1200 Sixth Ave.  
Seattle, WA 98191  
(206) 553-1918



United States  
Environmental Protection  
Agency  
(H-7506C)  
Washington, DC 20460

Official Business  
Penalty for Private Use  
\$300

