










# **COMMUNITIES CROSS-AGENCY STRATEGY**

## **FY 2015 END-OF-YEAR ACTION PLAN PROGRESS REPORT**

As of September 30, 2015

TASK	PROJECT	STATUS	COMMENTS
Target Communities	By December 15, 2014, each Region, with the assistance of Programs, will identify 3 to 5 communities with multiple environmental problems for prioritized focus.		Completed
	By March 15, 2015, each Region, with the assistance of Programs, will support each selected community by: <ul style="list-style-type: none"> <li>Identifying environmental and public health challenges and goals with the community and local leaders; and</li> <li>Engaging relevant expertise and resources at EPA and other federal agencies to meet needs of community.</li> </ul>		Completed
	By September 30, 2015, Regions and Programs will provide a status update, including lessons learned to date on implementing and achieving the plans and goals identified in this action, and brief summaries of expected improvements in these communities.		Completed Over 500 on-the-ground activities completed or planned. Over 200 local governmental and non governmental stakeholders and organizations engaged.
Community Resource Network	Build upon existing networking efforts to create a single agency-wide community resource network, with representation from Programs and Regions.		Completed A network supported by Sharepoint is promoting, evaluating and sharing information about EPA's community work and collaborating on crosscutting agency needs.
Empower Communities	EPA will task a workgroup under NEJAC to advise Community Resource Network on community best practices, lessons learned and needs around monitoring, including useable formats for monitoring data.		Completed
	By September 30, 2015, EPA will seek to incorporate the use of monitoring tools into negotiated enforcement settlements or EPA-issued permits in 1-2 environmentally overburdened communities per region.	90% 	Next Generation tools, such as advanced monitoring and public posting of monitoring information, incorporated in 12 negotiated enforcement settlements (covering 9 regions), and in 12 permits. Where screening analyses were performed, 13 settlements and permits of the 24 instances cited were in overburdened communities.
	By September 30, 2015, headquarters Programs and Regions will endeavor, as resources allow, to provide technical assistance to the communities in which monitors have been included.		Technical assistance provided to communities related to advanced monitoring or transparency tools incorporated in 3 enforcement settlements. [EPA would recommend amending this number to 100% completed].

Leverage Websites	By April 1, 2015, Region 1 and OP will finalize development of single landing page for communities on EPA's website.		Completed <a href="http://www2.epa.gov/communities">http://www2.epa.gov/communities</a>
	By September 30, 2015, ORD, OP and OW will design a prototype of an interactive tool that will help communities with ready access to EPA's resources and tools related to green infrastructure/stormwater management/integrated planning, and evaluate feasibility of companion tool for sustainable materials management.		Completed <a href="http://www.epa.gov/communityhealth/green-infrastructure-wizard">http://www.epa.gov/communityhealth/green-infrastructure-wizard</a>

	100%	75%	50%	25%	0%
<b>Progress Symbols</b>	