

EQUIS Training

EQUIS Enterprise

APRIL 27, 2016



Janet Magurn, President
Tinna Chan, Systems Engineer

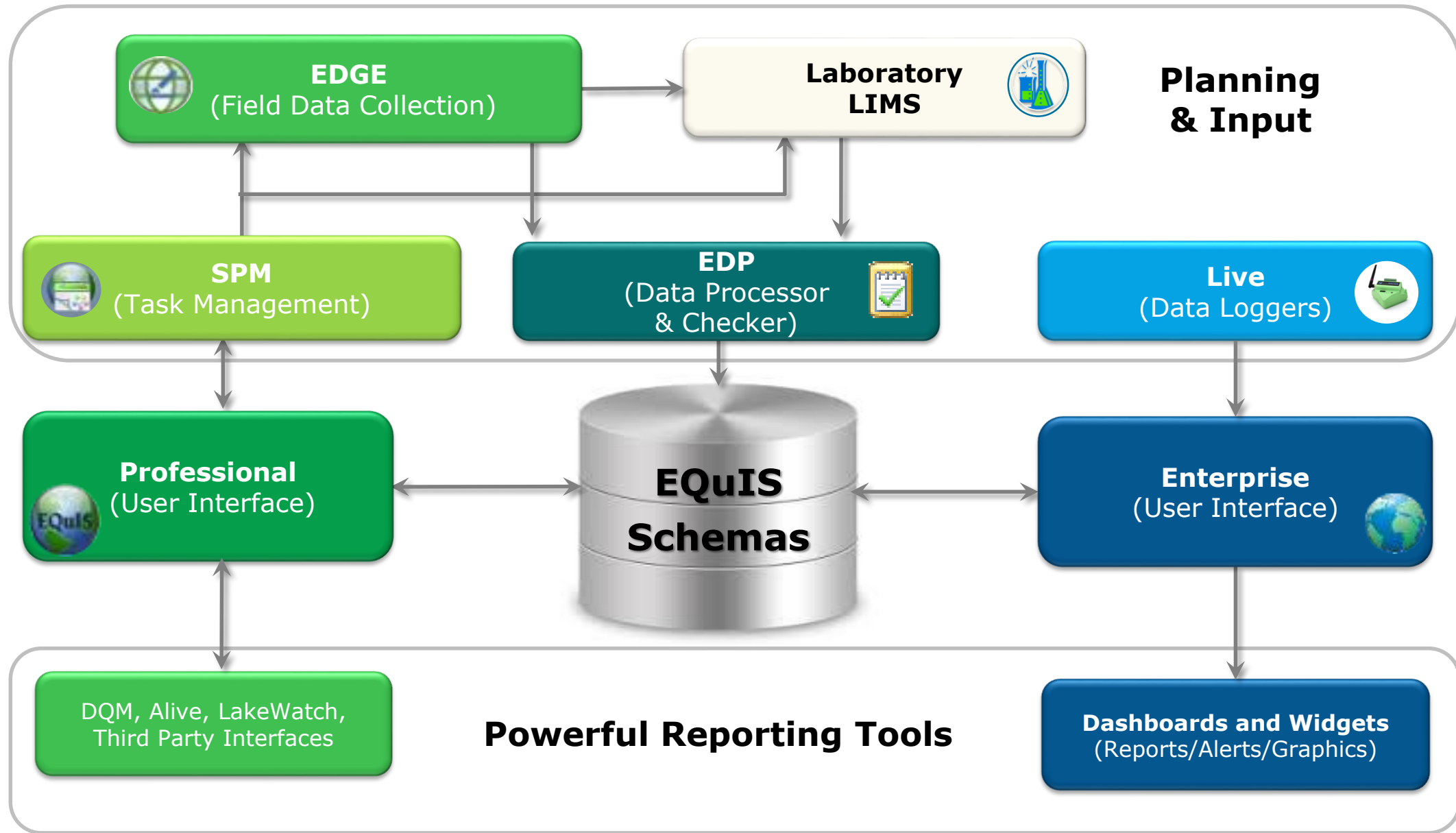
Objectives

- Review EQuIS Enterprise concepts
- Learn to Navigate EQuIS Enterprise
- Create New Dashboards in EQuIS Enterprise
- Load data into EQuIS Enterprise

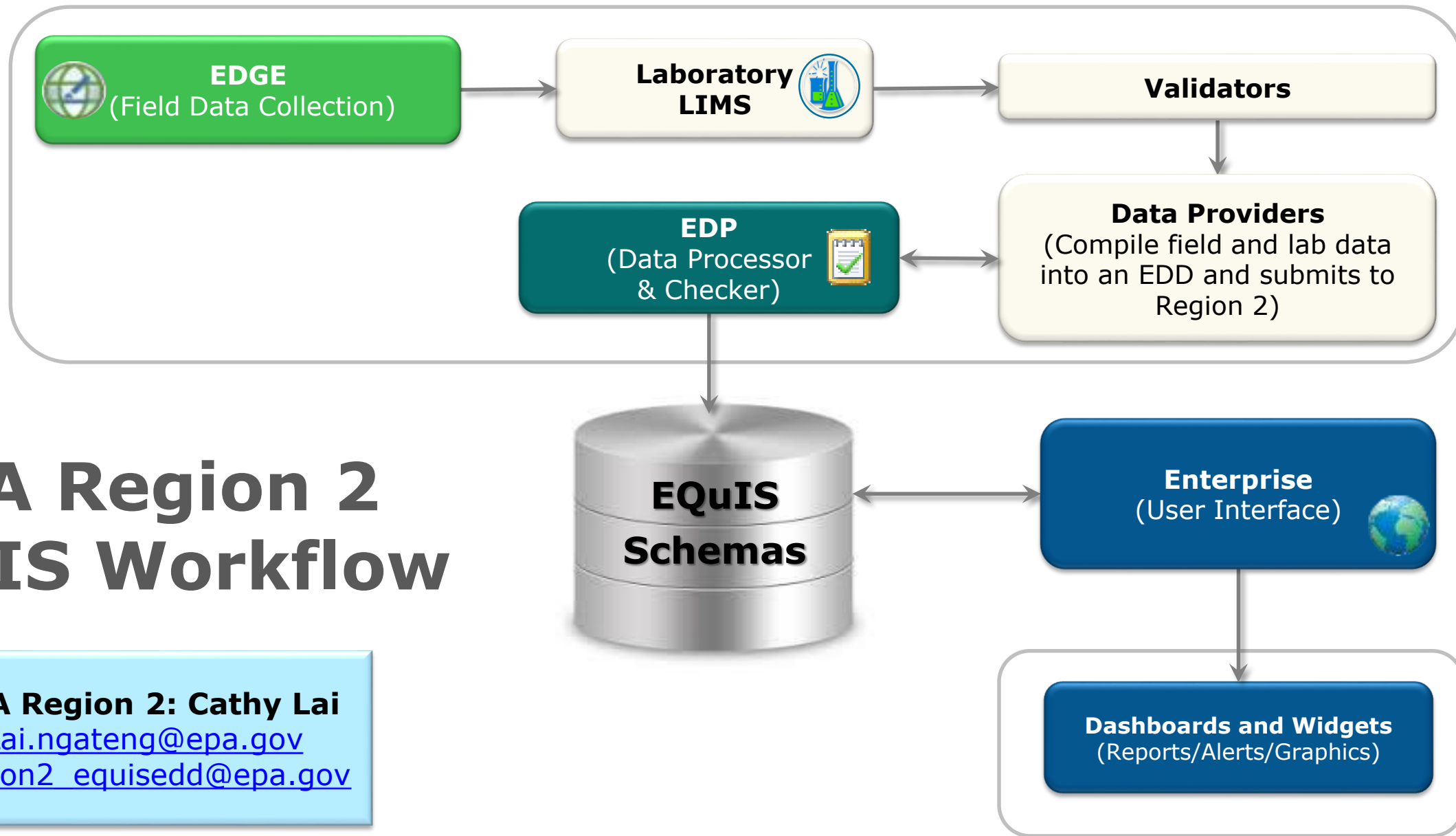
Introductions

- Who are you?
- What is your background?
- Have you ever used EQUIS?
- What software do you use?
- What would you like to get out of this class?
- One interesting (non-work) fact about yourself?

EQiS Schematic View

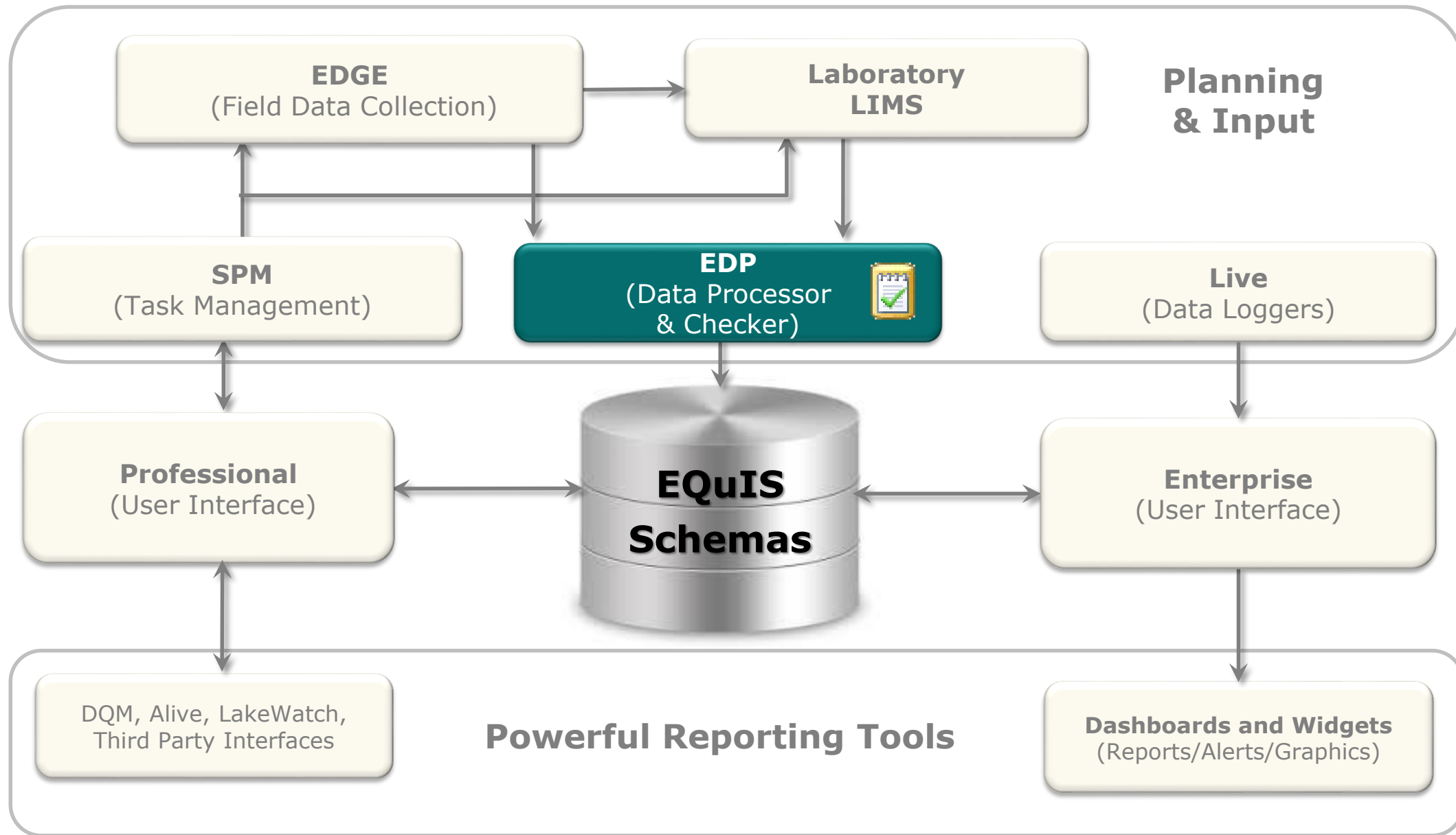


EPA Region 2 EQuIS Workflow



EPA Region 2: Cathy Lai
Lai.ngateng@epa.gov
Region2_equisedd@epa.gov

EDP



EQuIS Resources

- **EarthSoft Community Center-** <http://community.earthsoft.com>
 - Online Data Dictionary
 - Online Documentation
 - EQuIS Academy Recordings and other Downloads
 - Discussion Forum
- **EarthSoft Website-** <http://www.earthsoft.com>
 - Upcoming Training Schedule
 - Additional Product Information and Corporate Overview
 - Upcoming Office Hours and Previous Office Hour Videos
 - Lists of available EDD Formats
- **For support, the designated Point of Contact (POC) may contact**
support@earthsoft.com

EQuIS Webpages

- **EPA Region 2 Format Download Page-**
<http://earthsoft.com/products/edp/edp-format-for-epar2/>



US EPA Region 2 EDP Format

[Learn More](#)

EPA Region 2 EDP Download			
Name	Size	Type	Modified
EDP Version 6.4 32 bit (x86) 64 bit (x64)	35.2 MB	.zip	August 07, 2015
EPA Region 2 Format File	741.5 KB	.zip	September 15, 2015
EPA Region 2 Format Reference Values	226 KB	.zip	April 4, 2016

For guidance and inquiries regarding the EPA Region 2 Format, Reference values, or EDD submittals, please go to: [EPA Region 2 Superfund EDD Information..](#)

Quicklinks

- * support@earthsoft.com
- [Corporate Overview](#)
- [EarthSoft Community Center](#)
- [Evaluate EQuIS](#)
- [Maintenance Renewal](#)
- [News and Information](#)
- [Register Software](#)



EQuIS Webpages

- **EPA Region 2 Format Download Page-**
<http://earthsoft.com/products/edp/edp-format-for-epar2/>
- **EPA Region 2 Superfund Electronic Data Submission Guidance**
<https://www.epa.gov/superfund/region-2-superfund-electronic-data-submission>
- **For technical EQuIS support, EPA Region 2 EQuIS users may contact:**

Cathy Lai

Lai.Ngateng@epa.gov

Region2_EQUISedd@epa.gov



Enterprise EDP

EDP Purpose

- Automated Workflow receives (via ftp, email, or web) and processes EDDs.
- Acceptance and/or rejection notifications are automatically sent.

The screenshot shows the EDD Upload and EDD Status web application interface. The EDD Upload window includes a table of EDD formats and their reference values, a dropdown menu for selecting the format (currently set to EFWEDD), a 'Choose File' button, and an 'Upload' button. The EDD Status window displays a table of submitted EDDs with columns for Status, File Name, Date, and Facility.

Status	File Name	Date	Facility
●●	20130916.Springfield.EFWEDD.zip	9/18/2013 8:35:00 AM	Springfield
●●	NCA1.Springfield.EFWEDD.zip	7/12/2013 12:34:00 PM	
●●	E6test.Springfield.EQEDD.zip	7/12/2013 12:33:00 PM	
●●	E6test.1.EQEDD.zip	7/10/2013 5:52:00 PM	

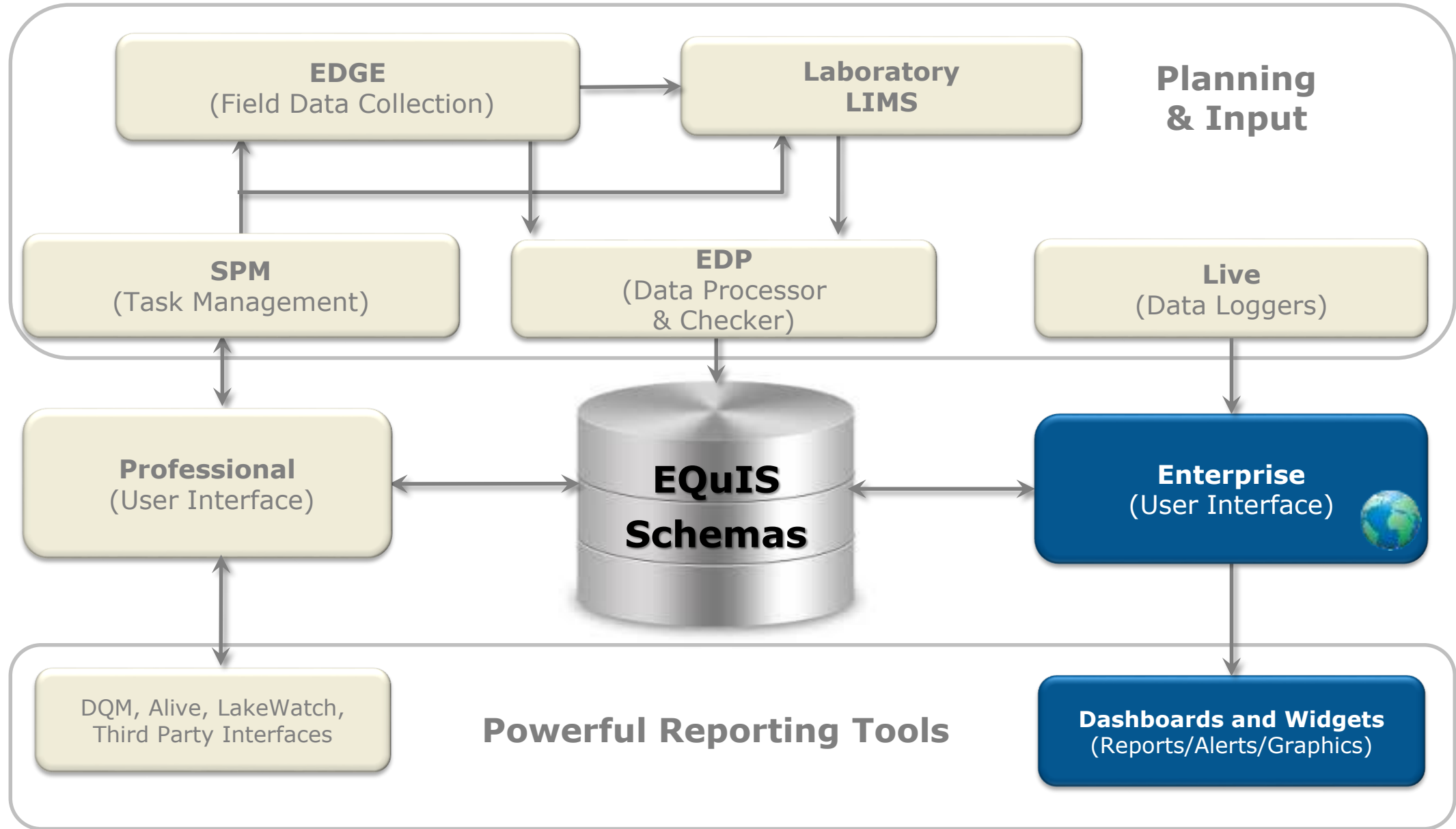
Below the EDD Status window, a notification window shows a successful EDD submission notification. The notification text reads: "Successfully loaded EDD (Lab A Jan 11 2010 Correct B.SPRINGFIELD.EFWEDD.zip) enterprise@earthsoft.com Sent: Mon 1/11/2010 8:08 AM To: agray@earthsoft.com Data from 'Lab A Jan 11 2010 Correct B.SPRINGFIELD.EFWEDD.zip' has been successfully loaded into the database."

To the right of the notification window is a 'Sign and Submit' window with the following fields: User Name (emulford), Password (masked), Operator (facility) (001), and buttons for Save Password, Save, and Submit.

Successful EDD Submission Notifications



EQuIS Enterprise

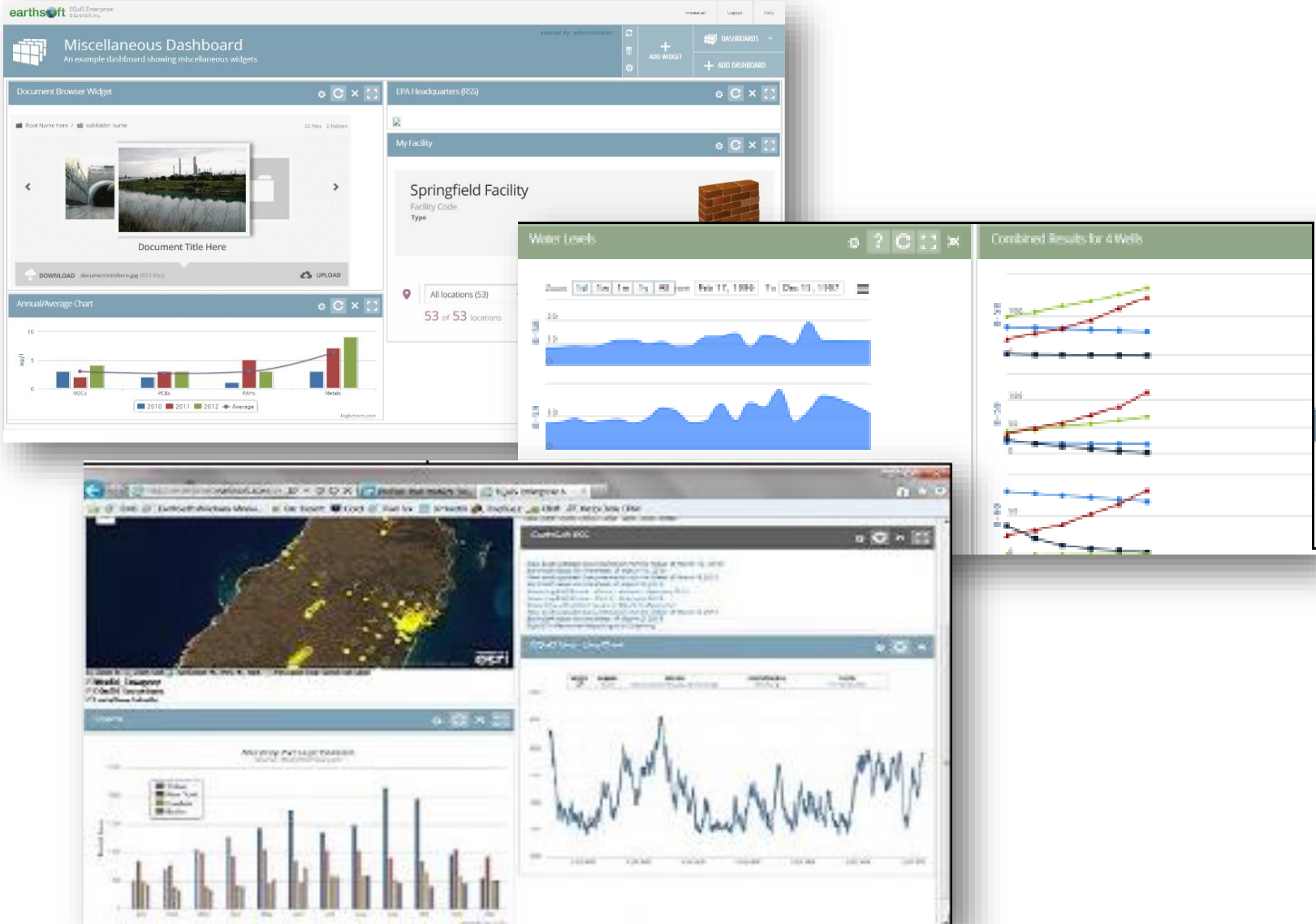


Dashboards and Widgets

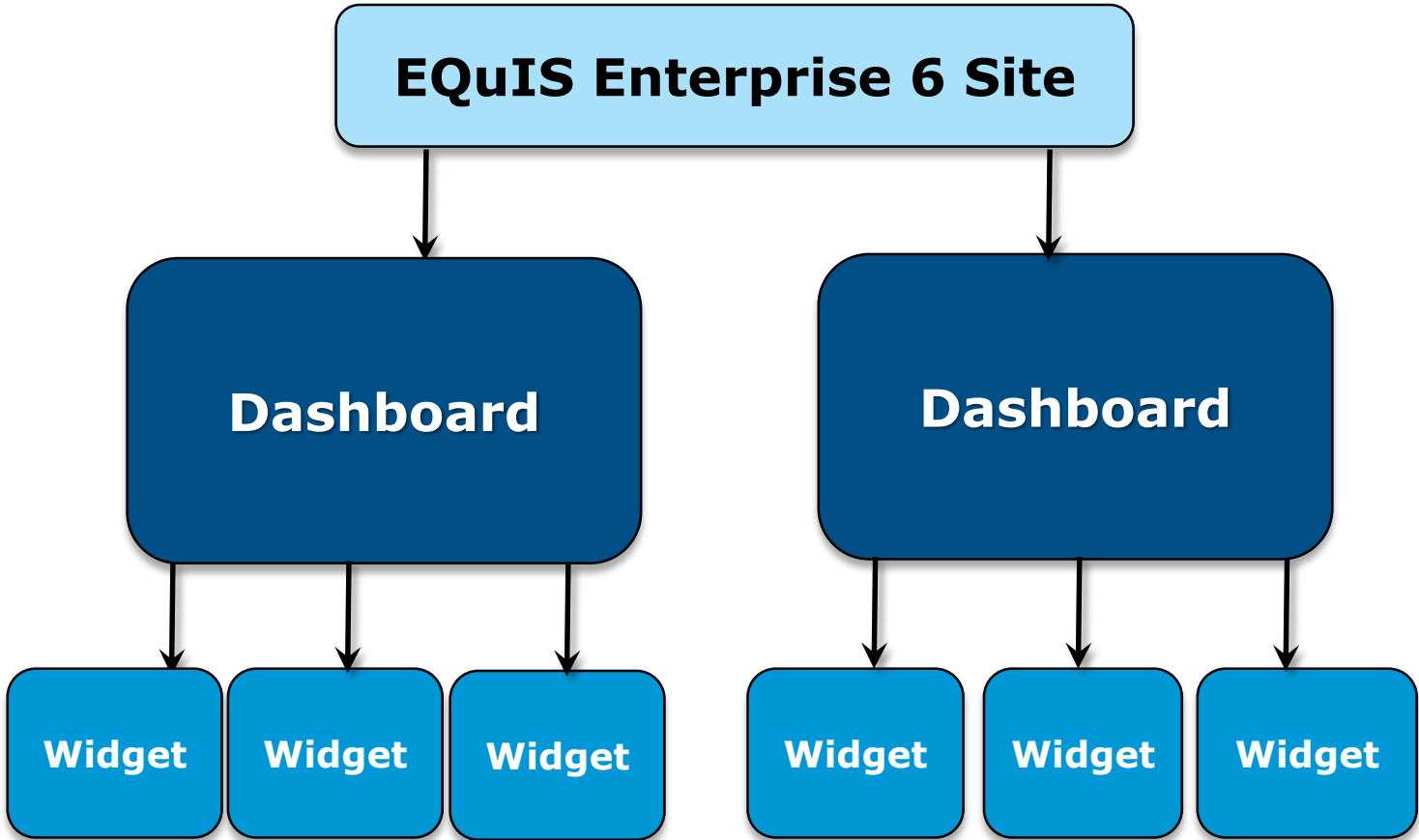


Enterprise

Highly configurable dashboards and project-specific widgets for endless flexibility.



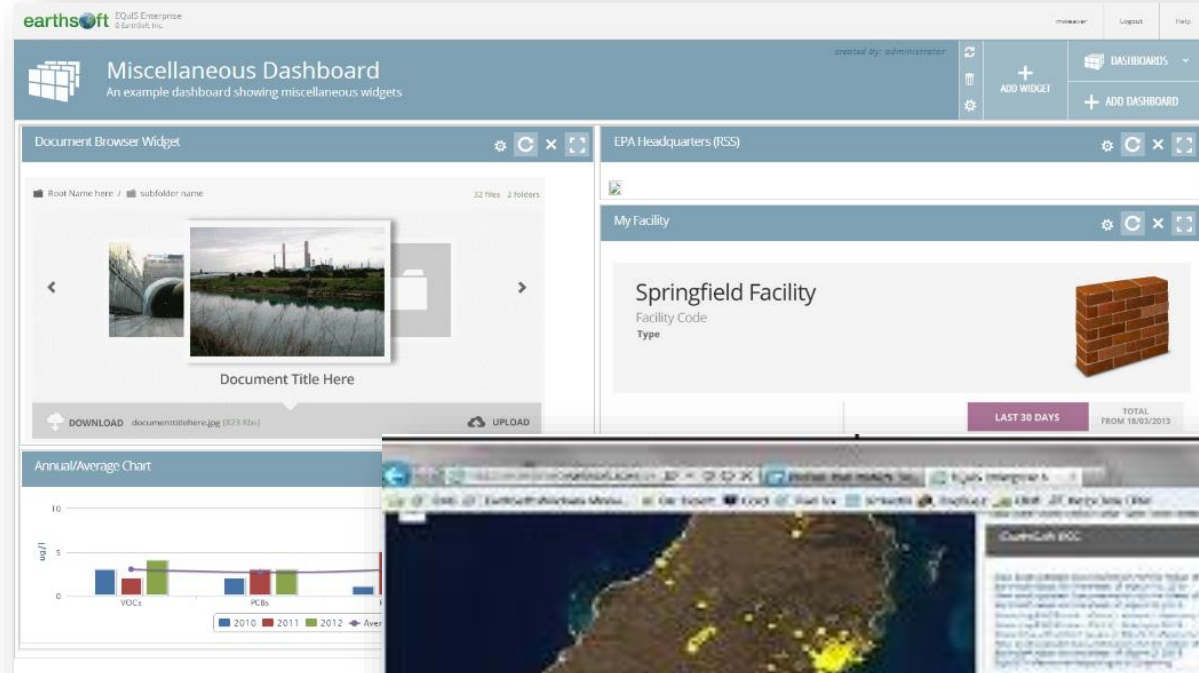
The EQUIS Enterprise Hierarchy





Organize Dashboards

- Project/Facility
- User
- Role
- Widget type
- Some combination of the above



****Keep in mind that permissions can be set to adjust the visibility of dashboards for given users.**



Organize Dashboards

- Project/Facility
- User
- **Role**
- Widget type
- Some combination of the above

Roles

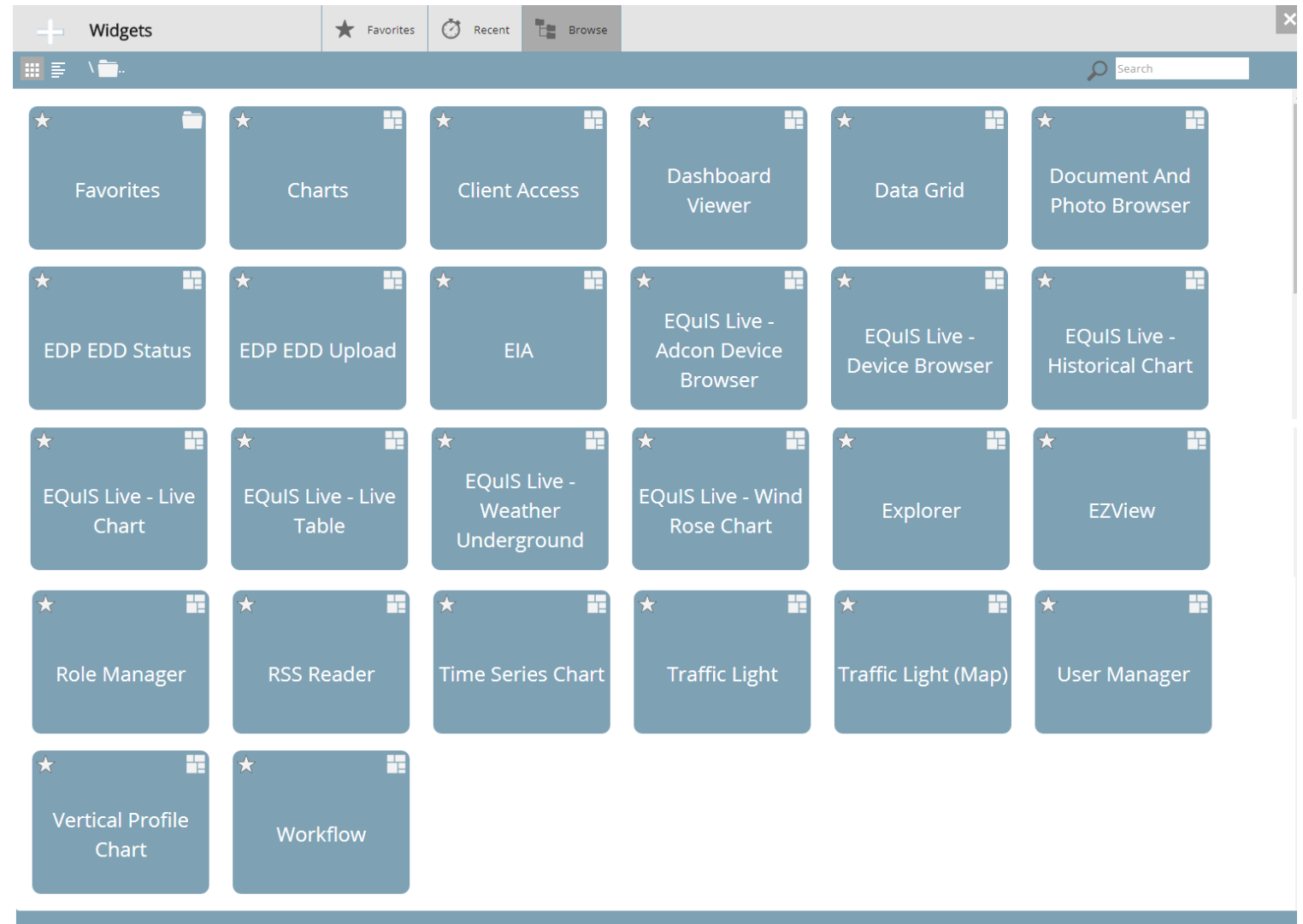
- Creator
- Viewer
- Editor
- Owner

**Keep in mind that permissions can be set to adjust the visibility of dashboards for given users.



Organize Dashboards

- Project/Facility
- User
- Role
- **Widget type**
- Some combination of the above

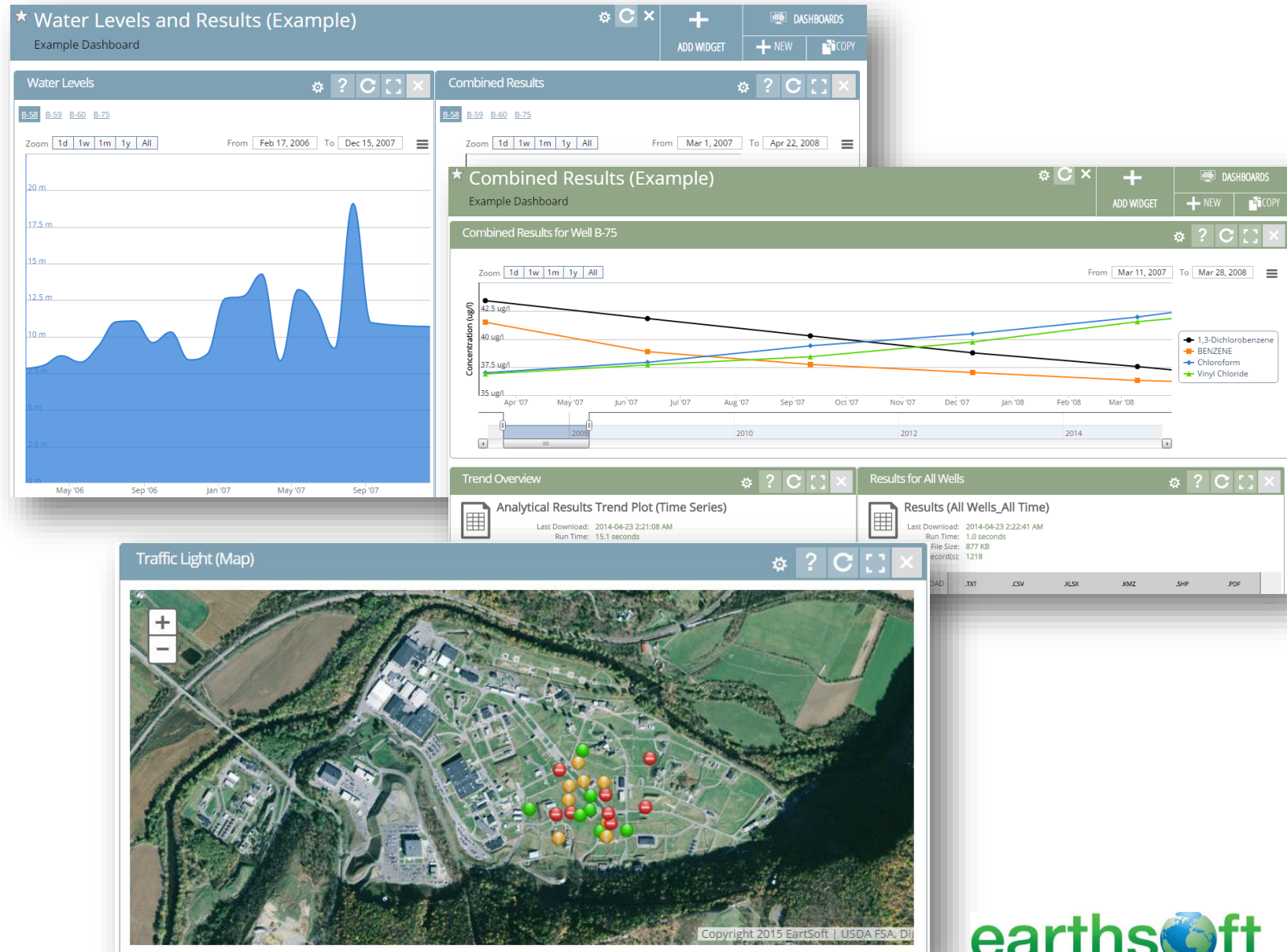


Reports



Enterprise

- Export to Google Earth, Excel, GIS and other popular formats.
- Map directly in EQuIS Enterprise with the Map Widget and ArcGIS Online



EIA Workflow Automation



Enterprise

EQuIS Information Agents (EIAs) automatically send reports when

- New data arrives
- Exceedances occur
- Based on a scheduled event...

The screenshot displays the EZView software interface. The main window shows 'Analytical Results (Training_ELM)' with a large 'E' logo and a 'DOWNLOAD' button. Below the logo, there are options for file formats: '.TXT', '.CSV', and '.XLSX'. A message window is overlaid on the interface, titled 'EDD ACCEPTED: WAP_20030209.zip - Message (Plain Text)'. The message content includes: 'From: Mathew Weaver [mweaver@earthsoft.com]', 'To: mweaver@earthsoft.com', 'Subject: EDD ACCEPTED: WAP_20030209.zip', and 'Attachments: FW Error with EDP.txt (1 KB)'. The message body states: 'This is an automated notification to let you know that the EDD you submitted: WAP_20030209.zip... fully processed without any errors.'

A configuration window for the EIA agent is also shown. It has tabs for 'Data' and 'EIA'. The 'EIA' tab is active, showing the following settings:

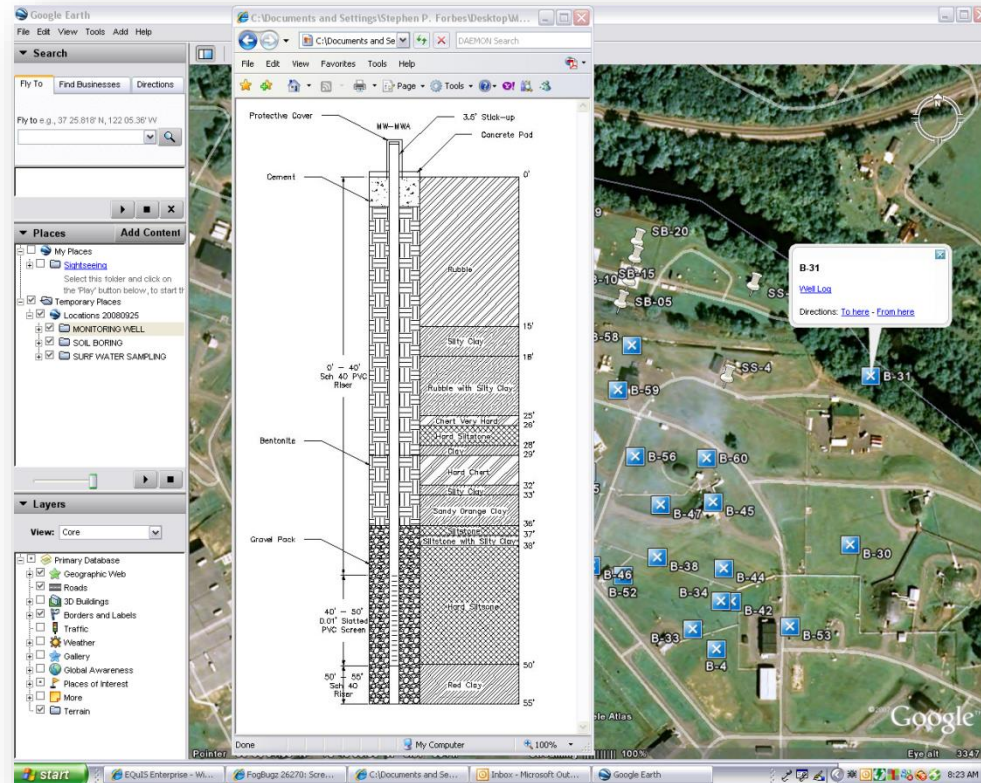
- Enable Agent (EIA) for this report
- Event Info
- New Data (EDD)
- Once
- Daily Schedule
- Weekly Schedule
- Monthly Schedule
- Monthly Schedule
- Months: Jan Feb Mar Apr May Jun Jul Aug Sep Oct Nov Dec
- On week of Month
- On the following days: Sun Mon Tue Wed Thu Fri Sat
- On calendar day

Document Management



Enterprise

Use the Explorer widget in EQuIS Enterprise, to take drawings, graphs, photos, etc. and associate them to a location.



File Info

Code:

Name:

Type:

Title:

Author:

Confidential: No Yes

Remark:

File: EQuIS_Enter...ation.docx

Thank you for attending!

Questions? Comments? Suggestions?

Contact us:

EarthSoft Trainings, training@earthsoft.com

Janet Magurn, President, jmagurn@earthsoft.com

Tinna Chan, Systems Engineer, tinna.chan@earthsoft.com