

**FINAL**  
**U.S. ENVIRONMENTAL PROTECTION AGENCY**  
**Region VI**



**Air Monitoring Summary**

**Camp Minden Area I**

**Start Time: 11-28-2016 1800 - End Time: 11-29-2016 1800**

November 29, 2016 – EPA monitored for seven ambient air pollutants over a 24 hour period at the Camp Minden Area I air monitoring location. The seven pollutants included carbon monoxide, carbon dioxide, nitrogen oxide, nitrogen dioxide, nitrogen oxides, sulfur dioxide, and fine particulates. Over the 24 hour period, each of these pollutants were detected below EPA's National Ambient Air Quality Standards or the action benchmark when an air quality standard had not been previously established.

Below is a summary of Camp Minden Air Monitoring Data collected at the location referenced above. The table contains a detailed listing of the following:

- 1 Average reading of each analyte from November 28, 2016 1800 through November 29, 2016, 2016 1800
- 2 Highest measurement of each analyte from November 28, 2016 1800 through November 29, 2016 1800

National Ambient Air Quality Standards (NAAQS) of criteria pollutants (CO, NO<sub>2</sub>, SO<sub>2</sub>, and PM<sub>2.5</sub>) are listed with specific time frames and calculation formulas. Please visit NAAQS website for more in-depth information on how these are calculated - <https://www.epa.gov/criteria-air-pollutants/naaqs-table>.

**\*\* The monitoring database has been validated for calendar day 11/29/16 (through 00:00 11/30/16 CST). All analyzers were operating normally. PM<sub>2.5</sub> reading spiked to 40 ug/m<sup>3</sup> at 0900 CST. Trailer temperatures were varying during the morning hours, because the station was unattended due to no destruction activity during day. Data were considered valid, but may have been affected by temperature variation. The logger was reset at 0701 CST to clear Modbus communication.**

**Summary for 29 November 2016 at Camp Minden Area I**

Analyte	Highest Hourly Average Measurement	Highest Measurement	Units	NAAQS Standard
CO	0.674	4.507	ppm	35 (1-hour)
CO <sub>2</sub>	534.5	594.2	ppm	For Monitoring Only
NO	1.2	25.6	ppb	For Monitoring Only
NO <sub>2</sub>	2.5	7.7	ppb	100 (1-hour)
NO <sub>X</sub>	3.7	33.3	ppb	100 (1-hour)
SO <sub>2</sub>	0.4	0.9	ppb	75 (1-hour)
Analyte	Average 24-hour Measurement	Highest Measurement	Units	NAAQS Standard
PM 2.5	17	40.3	ug/m <sup>3</sup>	35 (24-hour)

**LEGEND**

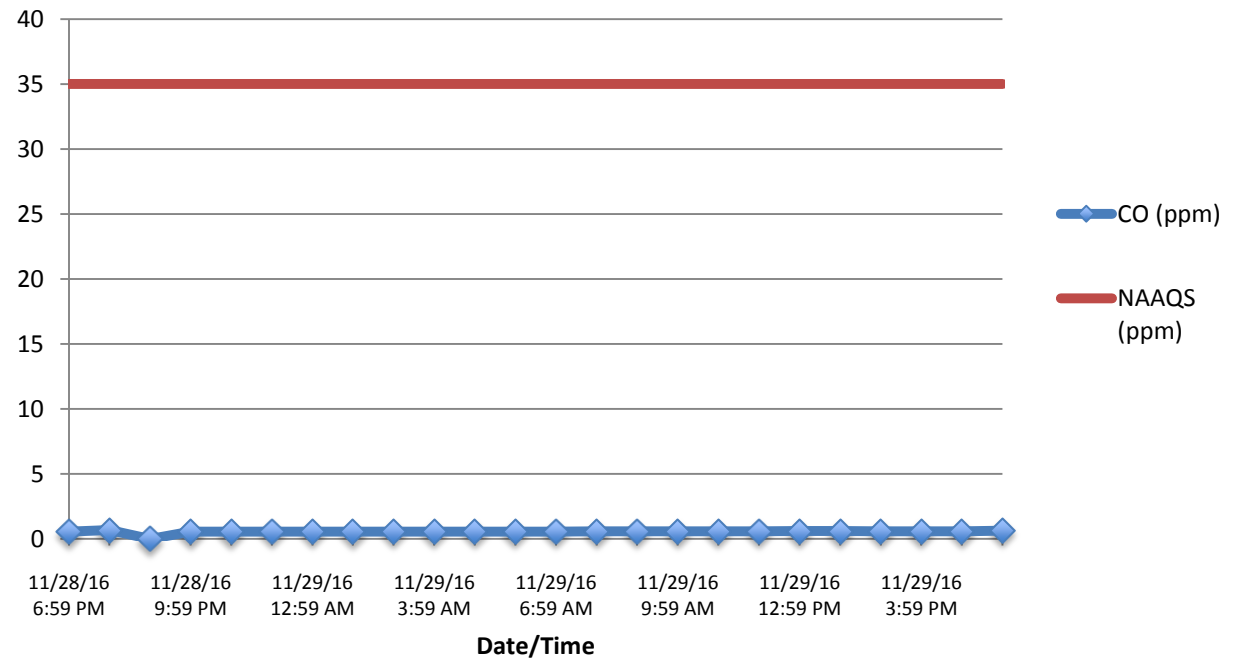
- Camp Minden North Ambient Air Monitoring Location
- Camp Minden Industrial Complex
- Operation Area I

**US EPA REGION 6**

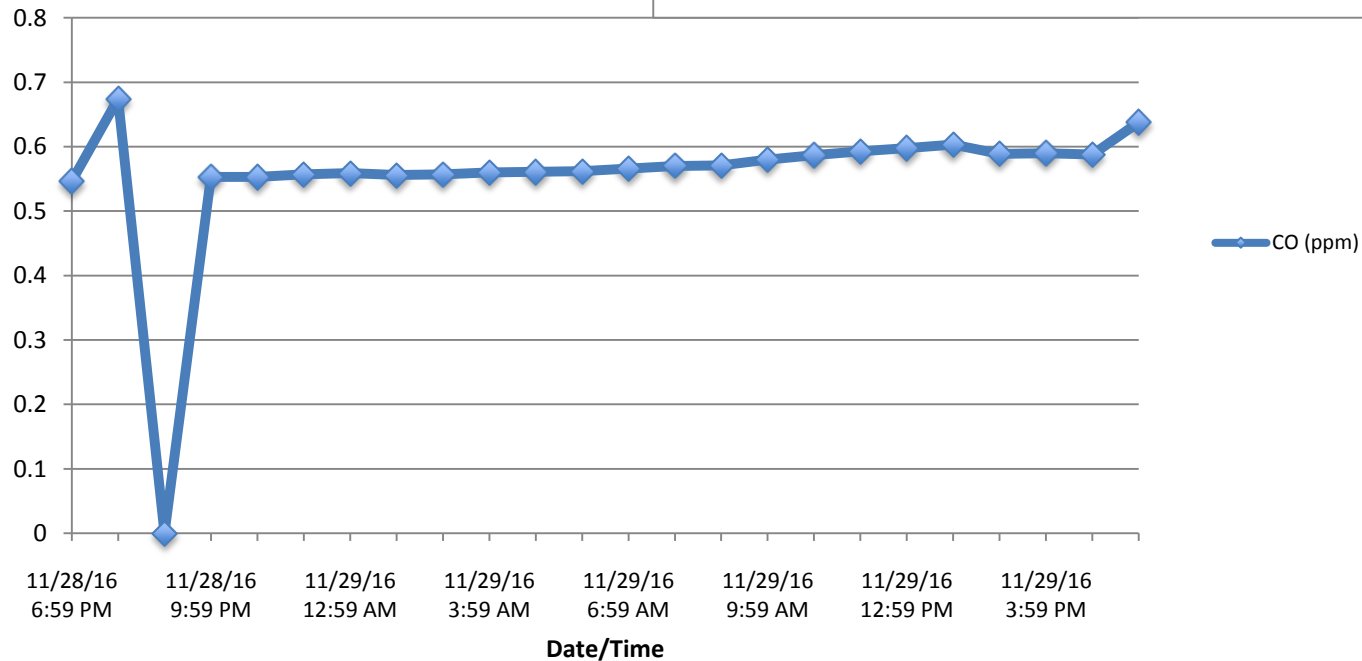
**CAMP MINDEN NORTH AMBIENT AIR MONITORING LOCATION MAP**  
 EXPLD SYSTEMS  
 1000 JAVA ROAD  
 MINDEN, WEBSTER PARISH, LOUISIANA

**DATE:** 10/10/2014  
**PROJECT NO:** 10000000000000000000  
**SCALE:** 1:10000

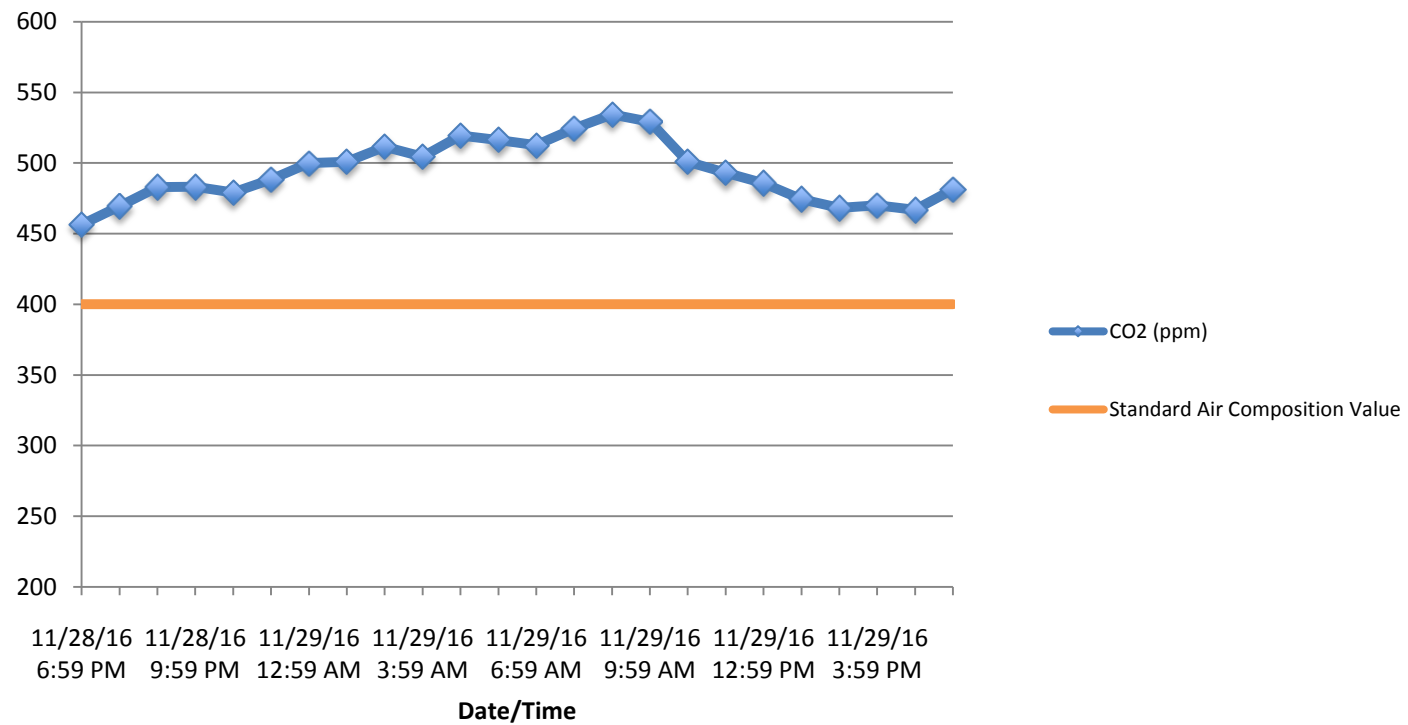
Hourly Averages CO (ppm)



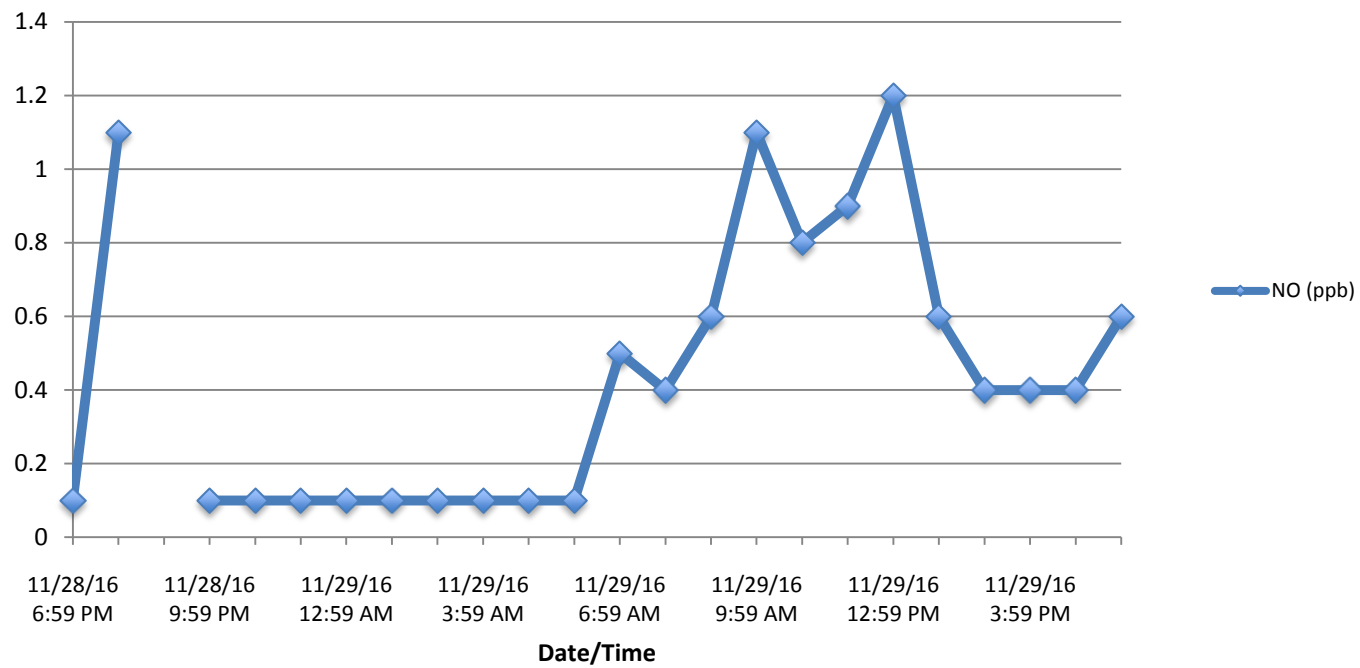
Hourly Averages CO (ppm)  
NAAQS 35 ppm



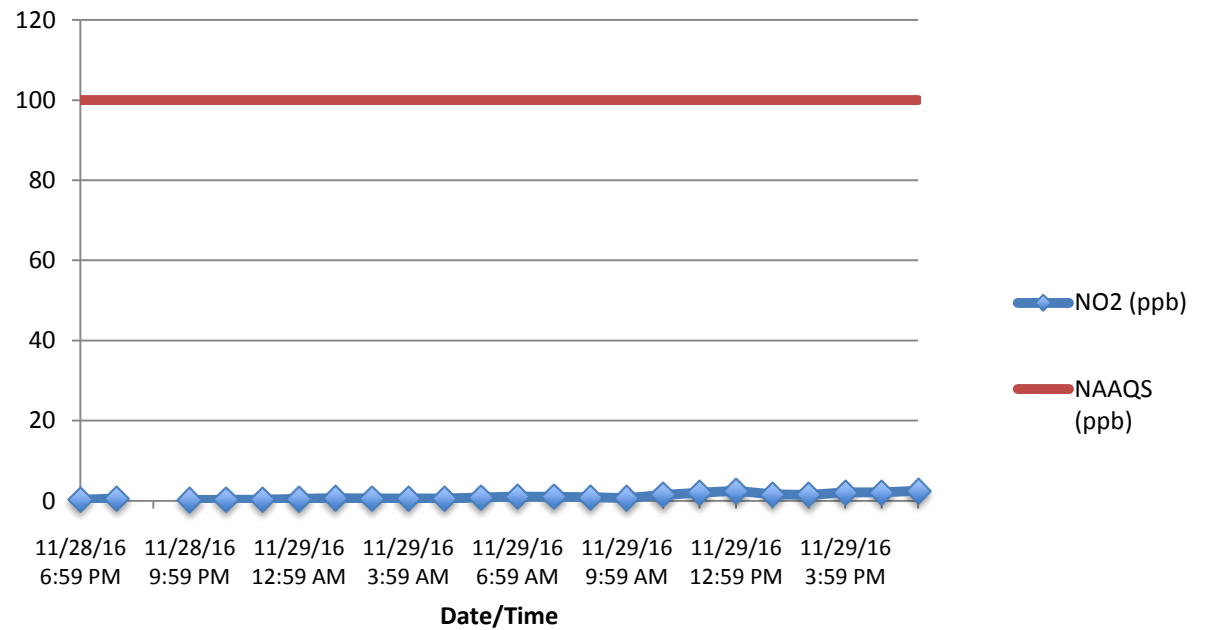
## Hourly Averages CO2 (ppm) For Monitoring Only



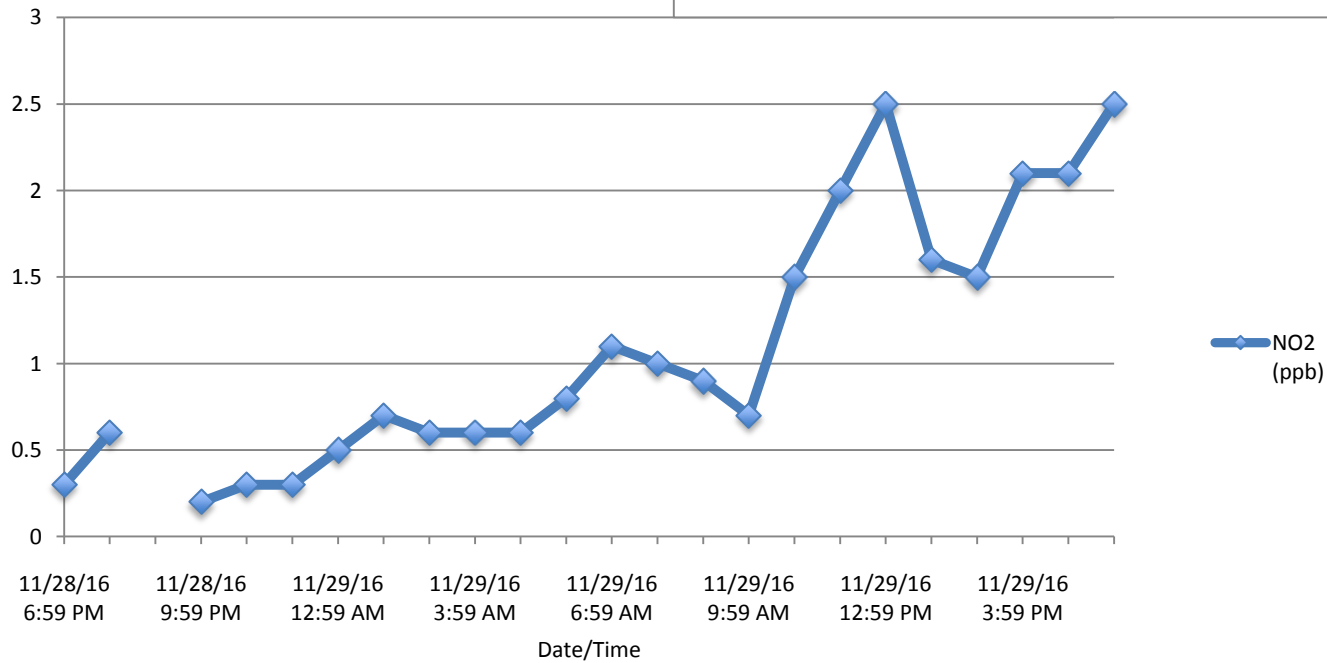
## Hourly Averages NO (ppb) For Monitoring Only



## Hourly Averages NO2 (ppb)

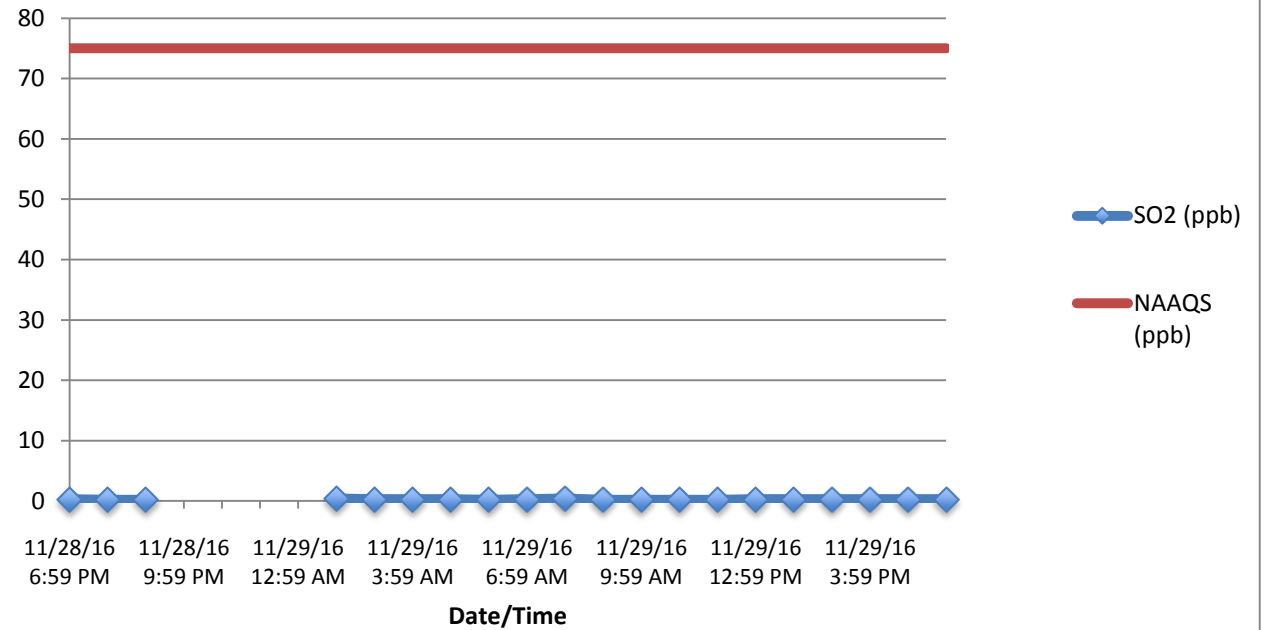


## Hourly Averages NO2 (ppb) NAAQS 100 ppb

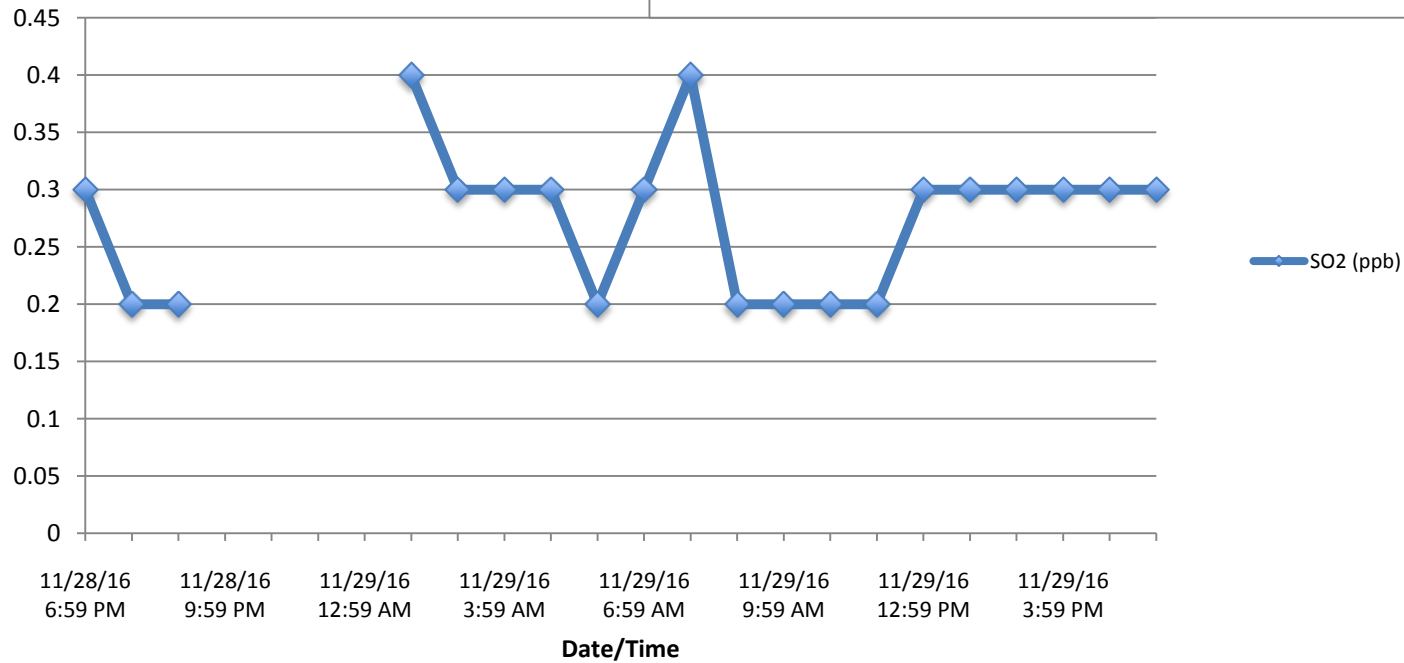




## Hourly Averages SO2 (ppb)



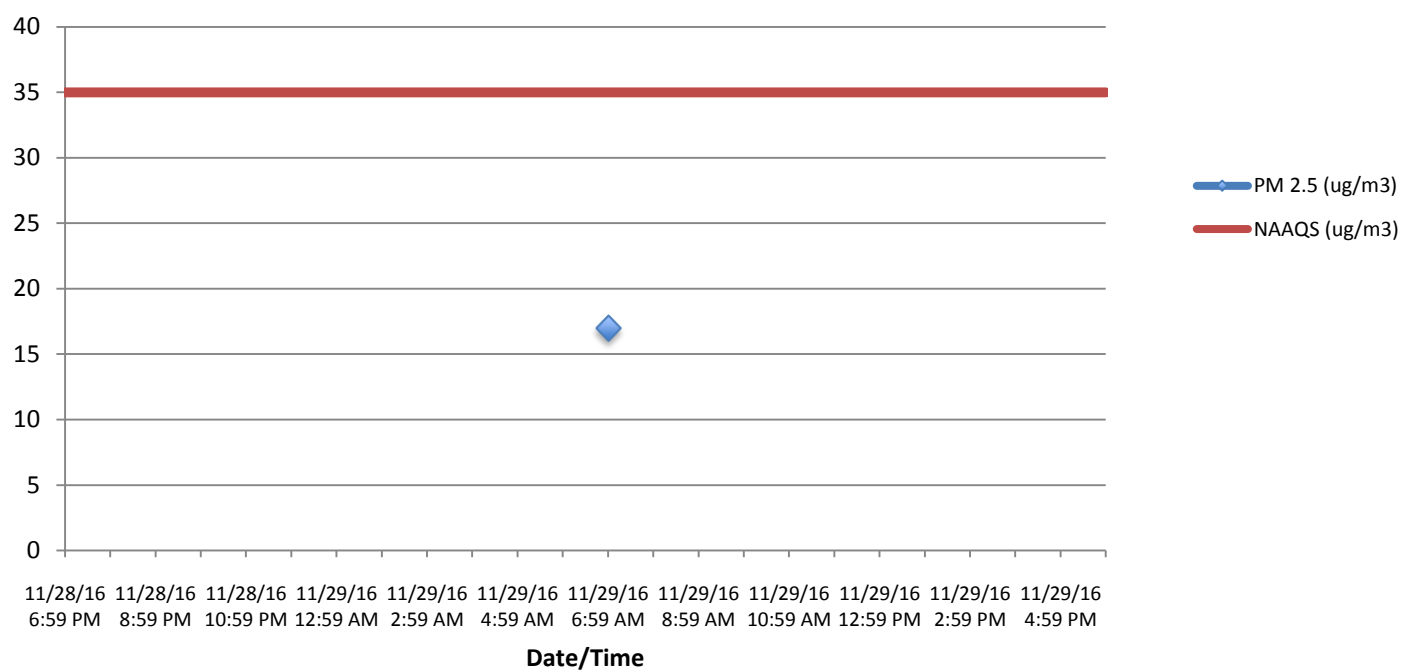
## Hourly Averages SO2 (ppb) NAAQS 75 ppb





## 24 Hour Average PM 2.5 (ug/m3)

### NAAQS 35 ug/m3



## Hourly Averages PM 2.5 (ug/m3)

