



2017 SmartWay Excellence Award

Partner Webinar
February 22, 2017



Award History

- 9 years of partner recognition
- 177 partner companies
- Ample opportunity for Award recognition of different partner companies each year



2017 Excellence Award Goals

- Recognize top partners
- Screen partners based on environmental performance
 - Using the most recent, completed annual reporting cycle from all Partner categories
 - Use semi-finalist process to select awardees in some categories
- Aim for a mix of large/small partners
 - Using total annual miles traveled as indicator
- No new partner categories for Award recognition in 2017.

Candidate Selection for 2017

Carriers

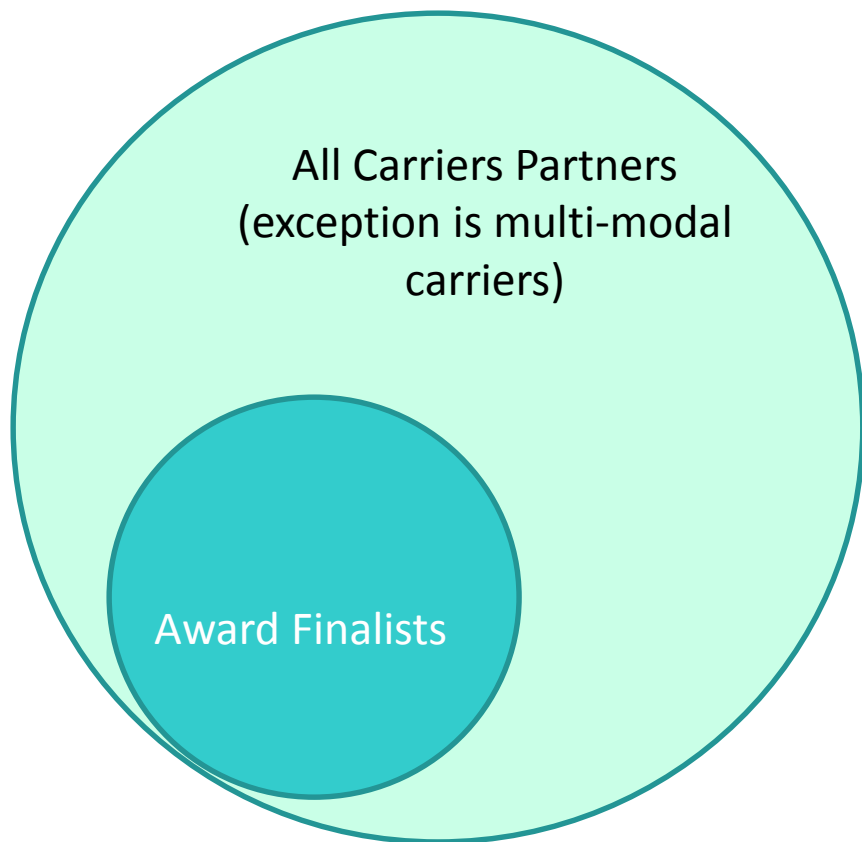
- Partner in good standing (submission of most recent Carrier Tool)
- Superior environmental performance
- Data quality is a critical element
- **Truck carriers do not submit an application for award consideration**
 - *Exception: multimodal fleets*

Shippers, Logistics & Multi-modal Carriers

- Partner in good standing (submission of most recent Partner Tools)
- Identify top partners as Semi-Finalists based on environmental performance
- Data quality is important
- Invite Semi-Finalists to submit supplemental documentation for qualitative consideration
 - Partners suggested this enhancement!

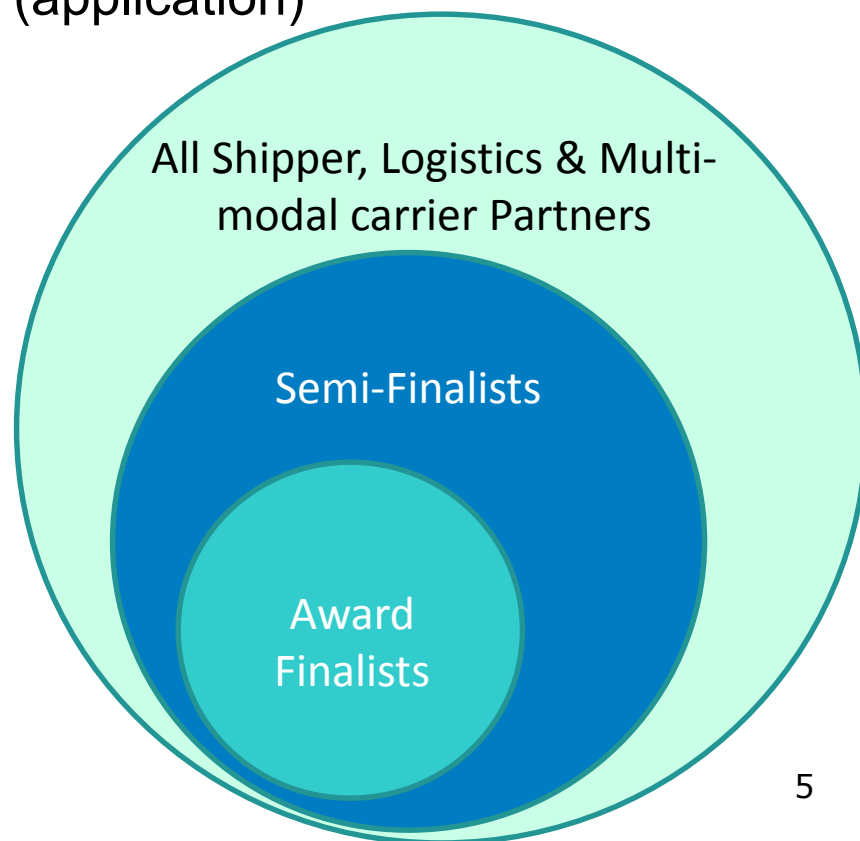
Carriers Selection

- Finalists: Environmental Performance



Shipper/Logistics & Multi-modal Carrier Selection

- Semi-Finalist candidates: Environmental Performance
- Finalists: Supplemental documentation completed & submitted (application)



Carriers: Award Criteria

Individual Fleet Composite Score:

$$x \% [\text{CO}_2] + y \% [\text{NOx}] + z \% [\text{PM}]$$

- **Carrier fleets include:**
 - Barge, Rail, Truck, and Multimodal
- **X%, Y%, Z% are the weighting factors. Except for Dray carriers,**
 - **x %** = 50% for carbon dioxide
 - **y %** = 25% for nitrogen oxides
 - **z %** = 25% for particulate matter
- **CO₂, NO_x and PM in brackets refer to:**
 - A “decile rank” or “emission rating” based on either gram per ton-mile or gram per mile emissions

Carriers: Award Criteria *continued*

Individual Fleet Composite Score:

$$x \% [\text{CO}_2] + y \% [\text{NOx}] + z \% [\text{PM}]$$

○ Carrier assessment:

- Barge, Rail, most Truck and Multimodal fleets
 - $x = 50\%$ for CO_2 & $y = 25\%$ NOx & $z = 25\%$ PM in g/ton-mile

○ Exceptions:

- **Dray** carriers assessment
 - $25\% \text{CO}_2 + 25\% \text{NOx} + 50\% \text{PM}$ in g/mile result.
- **Package and Less-than-Truckload (LTL)** carriers assessment
 - $50\% \text{CO}_2 + 25\% \text{NOx} + 25\% \text{PM}$ in g/mile result.
- **Multi-modal (MM)** carriers assessment
 - **Two sub-categories:** (1) land: truck/rail, and (2) land & air: truck/rail/air
 - $50\% \text{CO}_2 + 25\% \text{NOx} + 25\% \text{PM}$ g/ton-mile fleet level result
 - Applies to companies with actual Multi-modal classified fleet(s)

○ Eligible Multi-modal partners will be invited to submit a semi-finalist application

Carriers: Award Criteria *continued*

○ Awards per truck fleet size.

- Large Carriers: annual miles traveled are greater than or equal to 1 % of the total miles traveled for that category
- Large Multi-modal, greater than or equal to 5 %
- Large Package Delivery, greater than or equal to 0.1 %.
- Medium/Small Carriers: annual miles traveled are less than 1 % of the total miles traveled for that category
- Medium/Small Multi-modal, less than 5 %
- Medium/Small Package Delivery, less than 0.1 %.

○ 14 Carrier Fleet categories:

- TL/Dry Van
- Tanker
- Specialized
- Refrigerated
- Package
- Moving
- Mixed
- LTL/Dry Van
- Heavy/Bulk
- Flatbed
- Dray
- Expedited
- Auto Carrier
- Multimodal

Carriers: Award Criteria *continued*

- Awards per fleet size.
 - Large Barge Carriers
 - Greater than or equal to 25 million annual ton-miles.
 - Small Barge Carriers
 - Fewer than 25 million annual ton-miles.
 - Large Rail Carriers
 - Class I railroads.
 - Small Rail Carriers
 - Non-Class I railroads.

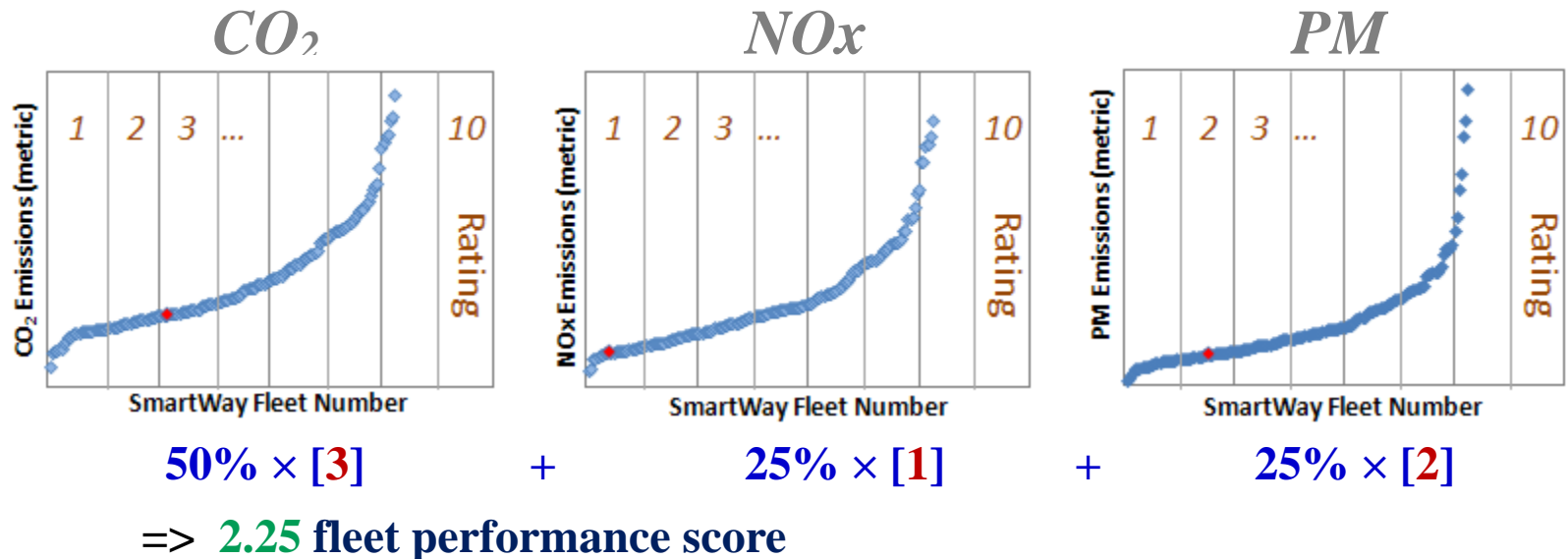
Every Carrier Fleet Has a Composite Performance Score

Each fleet has an emissions rating or decile rank for each emission-metric combination, ranging from 1 (least emitting) to 10 (highest emitting).

For its Excellence Award, SmartWay calculates a composite performance score for each fleet using SmartWay specified formula. Fleets in the same category and size groups are ranked against each other.

Example: 50% [CO₂]; 25% [NO_x]; 25% [PM] (g/ton-mi) weighting

Fleet Composite Performance Score = 50%× [CO₂ rating] + 25%× [NO_x rating] + 25%× [PM rating]



Shippers: Award Criteria

- About five percent of SmartWay Shipper Partners that demonstrate top environmental performance will be selected as semi-finalists
 - Semi-Finalist Criteria #1: Demonstrate that effectively 98 percent of miles or ton-miles shipped are with SmartWay Partners, using inputs to the shipper tool, based on data such as miles or ton-miles.
 - Semi-Finalist Criteria #2: Demonstrate top environmental performance based on 50% CO₂ + 25% NO_x + 25% PM g/ton-mile output from the SmartWay Shipper Tool.
- Awards given in three Shipper categories based on relative size of freight operations
 - Large Shipper: Greater than 500 million total miles traveled.
 - Medium Shipper: Between 25 and 500 million miles traveled.
 - Small Shipper: Fewer than 25 million total miles traveled.
- Eligible Shipper partners will be contacted and invited to submit a semi-finalist application.



Shipper Tool Data Needs

- Annual activity data includes
 - Total Miles and Ton-Miles
 - Total Ton-Miles and Average Payload
 - Total Miles and Average Payload
 - Total Miles for Truckload Operation



Logistics: Award Criteria

- About five percent of SmartWay Logistics Partners that demonstrate top environmental performance will be selected as semi-finalists
 - Semi-Finalist Criteria #1: Demonstrate that effectively 80 percent of miles or ton-miles shipped are with SmartWay Partners.
 - Semi-Finalist Criteria #2: Demonstrate top environmental performance based on 50% CO₂ + 25% NO_x + 25% PM g/ton-mile outputs from the SmartWay Logistics Tool.
- Awards given in two Logistics categories based on size of freight operations
 - Large Logistics: Greater than 200 million annual miles traveled.
 - Medium/Small Logistics: Fewer than 200 million annual miles traveled.
- Eligible Logistic company partners will be contacted and invited to submit a semi-finalist application.



2017 SmartWay Excellence Award – EPA Criteria

What are the SmartWay Excellence Awards?

The SmartWay Excellence Awards are EPA's means to recognize Partners that have optimized the environmental performance and efficiency of their freight management operations.

The SmartWay Excellence Award program recognizes approximately the top two percent of partners with superior environmental performance.

- To be eligible for consideration, qualified companies must be partners in good standing (i.e., timely and accurate submittal of required data in the 2016 reporting cycle for all partner categories and also a timely 2017 reporting cycle for carriers).
- EPA makes a full review each year of every partner's SmartWay Tool submission to assess qualifications for award consideration.
- Semi-finalists in selected partner categories will be contacted to submit an application.
- All Excellence Award finalists will be screened for any adverse environmental actions which may prohibit public recognition for their SmartWay achievements.
- EPA will notify those partners that are selected as Awardees.

Timeline and Notification

- **January:** The SmartWay Award process and data review commences. EPA identifies candidates using data submitted via the 2016 SmartWay Tool, from all Partner categories.
- **February:** Shipper, logistics and multimodal carrier semi-finalists are identified and invited to submit supplemental information. (Other carriers do not submit supplemental information).
- **April 3, 2017:** Submission deadline for shipper, logistics and multimodal carrier semi-finalists supplemental information.
- **May:** Final reviews and adverse environmental actions screening.
- **July:** Awardees notification (no public announcement until fall).
- **September/October:** Announcement of Award recipients.

Carrier Criteria

Carrier (barge, rail and most truck sub-category) awardees will be selected based entirely on environmental performance criteria. Finalists who demonstrate top environmental performance based on a 50% CO₂ + 25% NO_x + 25% PM weighting of g/ton-mile fleet level result from the SmartWay Carrier Tool. Exceptions for truck carriers are noted below.

Barge

- Barge carriers are assessed on 50% CO₂ + 25% NO_x + 25% PM g/ton-mile result.

Rail

- Rail carriers are assessed on 50% CO₂ + 25% NO_x + 25% PM g/gross ton-mile result.

Truck

- Drayage carriers are assessed on 25% CO₂ + 25% NO_x + 50% PM g/mile result.
- Package and Less-than-Truckload carriers are assessed on 50% CO₂ + 25% NO_x + 25% PM g/mile result.

Multimodal (applies to companies with an actual Multimodal classified fleet). Two sub-categories for multimodal carriers include: 1) truck/rail and 2) truck/rail/air.

- Package and Less-than-Truckload carriers are assessed on 50% CO₂ + 25% NO_x + 25% PM g/mile result. Eligible Multimodal partners will be invited to submit a semi-finalist application.

Continued

Shipper/Logistics & Multi-modal: Selection Process

- Semi-Finalists invited to submit information demonstrating SmartWay environmental leadership that:
 - Applies SmartWay data to the broader world of carbon accounting
 - Drives best practices in data quality through rigorous validation efforts
 - Leverages SmartWay registration (enrollment) efforts
 - Sustains and strengthens the SmartWay brand
 - Emphasizes Shipper environmental and efficiency strategies
 - Advances Mode optimization important to SmartWay
 - Considers SmartWay community efforts
- EPA reviews partner submitted qualitative “leadership” considerations
- Award Finalist (Goal: Top percentage of category)
 - Meet criteria of top environmental performers and SmartWay leaders



Semi-Finalist Application Process

- EPA will notify/ invite all eligible semi-finalists to submit an application
 - Clear and complete responses to application questions needed
- Standard, digital, fillable application for all semi-finalists
 - Easy submission via:
 1. email: turkington.marcia@epa.gov
 2. fax: 734.214.4052, Attention: Marcia Turkington
 - Partners requested to substantiate or document their efforts described on the application via:
 - Web links (preferred)
 - Limited digital attachments
 - No hard copies allowed
- Semi-Finalist applications due: April 3, 2017

2017 Award Highlights

○ Awardee announcement

- Press release
- Industry conference(s)
- PSA
- Social media

○ Recognition

- Meet & greet event with EPA official
- Photo op and handshake
- Media coverage
- Peer recognition




2017 Award Timeline

January/ February	EPA announces 2017 Award program via SmartWay newsletter, email, website and webinars. EPA identifies Award candidates.
Mid-February	Shipper, Logistics and Multi-modal carrier semi-finalists invited to submit supplemental information. (Other carriers do not submit supplemental information).
April 3, 2017	Submission deadline for semi-finalists application.
May	EPA conducts final reviews and adverse environmental actions screening.
July	Notification of Awardees (no public announcement until fall).
September/ October	Public Excellence Award announcement



Important to Remember

- Feel free to contact EPA with questions
- EPA will contact your company:
 - When eligible, for additional information
 - For Award notification



Questions & Answers



Thank You!

Joann Jackson Stephens
SmartWay Brand Manager

&

Dr. Chien Sze
SmartWay Associate Director

SmartWay email:

smartway_transport@epa.gov

SmartWay Helpline: 734-214-4767