

# Some Housekeeping Items

- Restrooms – through rotunda, left after phones
- Food – on your own
  - Café
    - ▶ Breakfast until 10:30 am
    - ▶ Lunch: 11:00 am – 2:30 pm
    - ▶ Snacks: until 5:30 pm
  - EPA store (*Starbucks*) – 2<sup>nd</sup> floor past Guards' desk
- Emergency Exit – up stairs and out main doors to visitor parking lot
- Wireless: Strongest “C” signal; “earthfirst”
- Set up demos and posters in Classroom C113
- Dinner sign-up at registration desk

The background of the slide is a photograph of a wildfire. A large, intense fire is burning in a forest, with thick smoke rising into the sky. In the foreground, a firefighter wearing a helmet and gear is visible, looking towards the fire.

# Welcome to the Wildfire Smoke and Health Risk Communication Workshop

September 22 – 23, 2016

EPA-RTP Campus

# Some Housekeeping Items

- Restrooms – through rotunda, left after phones
- Food – on your own
  - Café
    - ▶ Breakfast until 10:30 am
    - ▶ Lunch: 11:00 am – 2:30 pm
    - ▶ Snacks: until 5:30 pm
  - EPA store (*Starbucks*) – 2<sup>nd</sup> floor past Guards' desk
- Emergency Exit – up stairs and out main doors to visitor parking lot
- Wireless: Strongest “C” signal; “earthfirst”
- Set up demos and posters in Classroom C113
- Dinner sign-up at registration desk

# Workshop Organizing Team

- Christina Baghdikian
- Ken Elstein
- Bryan Hubbell
- Kristen Rappazzo
- Ana Rappold
- Kayla Schulte
- Susan Lyon Stone



# Workshop Goal

To identify opportunities for research and technological solutions that will improve health-risk communication strategies, increase health-protective behaviors, and reduce the public-health burden during wildfire smoke episodes.

# Workshop Objectives


To engage participants in problem formulation to develop a shared and multidimensional understanding of:

- the nature of the public health problem associated with smoke exposures that reflects community attributes and experiences
- what types of information and actions related to risk communication and management might be appropriate for scientific evaluation.



# Agenda Flow – Day 1

- Contextual Presentations
  - Community engagement
  - Multi-State/Regional/Federal Engagement
  - Lunch (demo/poster setup)
  - Research Perspectives
- Breakouts: Drafting a Problem Statement
- Report-Out & Discussion
- “*Fire Talks*” (poster/demo soundbites)
- Demos & Poster Session (Classroom C113)
- End-of-Day Assessment



+



+

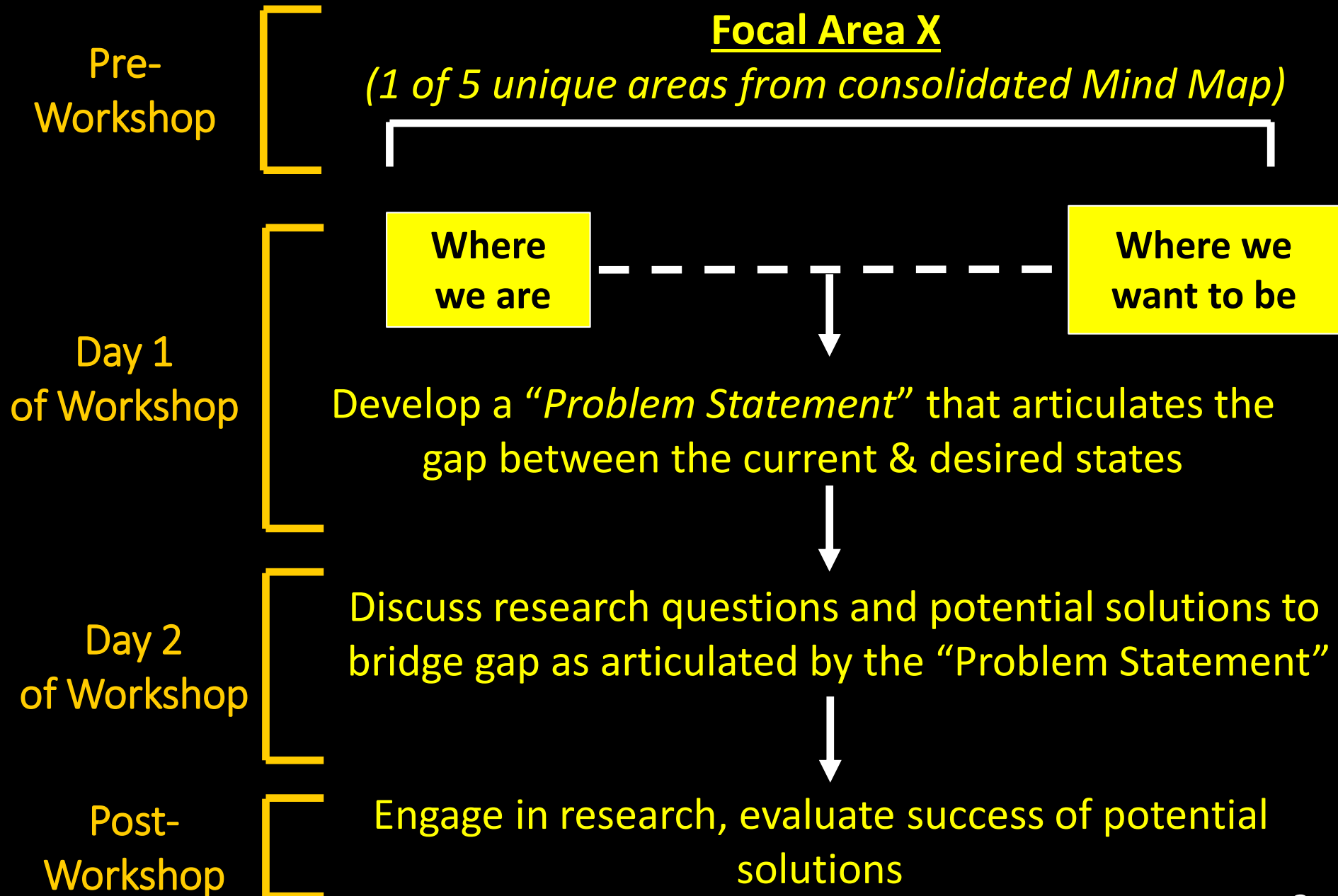


# Agenda Flow – Day 2

- Review and Overview
- Overview of *Smoke Ready* app – Ana Rappold
- App Development – Jason Geer (Weather Co.)
- Keynote Speaker (Greg Fishel, WRAL-TV)
- Breakouts: Identifying R&D Opportunities
- Report-Out & Discussion
- Open Meeting Adjourn @ 12:15 pm
- EPA-Only Session
  - Synthesize workshop output
  - Observers' report out
  - Post-workshop activities



# Workshop Flow



# Your Participation!


- Participant Guide – resource (includes mind map)
- Engage in breakout discussions!
- Post your thoughts, ideas, suggestions, etc.
  - Master mind map
  - Other groups' flipcharts after report-out
  - Parking Lot (also any useful references!)

# Managing Our Time

- **10 Minute Presentation**
  - **Green for 8 min (80%)**
  - **Yellow = 2 min left (20%)**
  - **Red = 30 secs left (5%)**



And  
then...





# A Couple Other Points


- Advancing slides



or



- Pointing:



# Ground Rules

- **Everyone shares responsibility for the meeting's success.**
- Stay on topic.
- Listen and understand.
- Be transparent.
- First brainstorm, then critique.
- Provide everyone an equal opportunity to speak.
- Commit to being fully present...and participate, participate, participate!



# Breakout 1: Problem Statements

- Goal: Articulate the gap between current and desired states as 1 or more problem statements
- Select focal area of interest (group check-in) → breakouts. Specific questions about:
  - Importance of the focal area
  - Describing current state (what we know & is in progress)
  - Describing desired state
  - Brainstorming the addressable gap(s)
  - Drafting problem statement(s) – See p. 13 of participant's guide
- **Attendance sheets!**



# Breakout Rooms

1. Assessment of risks from exposure to wildfire smoke (C111C, Lisa)
2. Coordination between agencies & stakeholders (C112, Beth)
3. Government agency interventions to mitigate exposures & health effects (C114, Martha)
4. Improving air quality awareness: Message content (HERE, Gayle)
5. Improving air quality awareness: Message delivery mechanisms (HERE, Liz)

BACK HERE AT 3:25

# Report-Out

- 5 Minutes
- Presenters:
  - Why the focal area is important.
  - The focal area's current state.
  - The desired state.
  - The most important, addressable gap(s).
  - The draft problem statement.
- Participants: comments on sticky notes for posting



# Before You Go!

- Ensure all flipcharts are labeled with group and page numbers
- Submit attendance sheets & any additional stickies/notes to Ken for transcription
- Demo and poster session in C113
- End-of-Day assessment (interested parties welcome)
- Dinner at Mez – sign up at registration desk
- **Tomorrow: here at 8:30 am**



# Parking Lot Comments

- Are there materials that the state can just take and send to communities without having to reformat/re-create?
- Great idea to develop a package of outreach materials to summarize behaviors people can take to protect themselves. Can EPA lead this effort?
- To Christine from Oregon State: Interested in more details on sampling numbers and survey methodology of what you presented.

A firefighter in a green uniform and helmet is seen from the side in the lower-left foreground, looking towards a large, intense wildfire in the background. The fire is consuming a forest of tall evergreen trees, with bright orange and yellow flames reaching high into the air. Thick white smoke billows from the fire, partially obscuring the sky. The sky is filled with large, white, fluffy clouds. The overall scene is dramatic and highlights the scale of the wildfire.

# Welcome to Day 2 of the **Wildfire Smoke and Health Risk Communication Workshop**

September 22 – 23, 2016

EPA-RTP Campus

# End-of-Day Assessment

- High engagement
- Well organized
- Not enough breaks! Too much to get through
- Need to involve target audience
- Suggestion: summarize responses to each question before going to next
- More clarity about Day 2
  - Day 1: WHAT are the gaps?
  - Day 2: HOW do we fill them via research and development
    - Problem statement → draft “problem question”
    - Breakout: research questions, etc.



# Tweaked Agenda

- **Presentation of draft problem statement & problem questions (Bryan)**
- Overview of *Smoke Ready* app – Ana Rappold
- App Development – Jason Geer
- Keynote Speaker – Greg Fishel
- **Break**
- Breakouts: Identifying R&D Opportunities
- Brief report-out
- Discussion on keeping people engaged
- Adjourn open meeting @ 12:00 pm
- EPA-Only Session (here)

# Breakout 2: Identifying R&D Opportunities

- Goal: To identify potential research questions and needed technological advancements within each research focal area
- Select area of interest → breakouts
  - Review draft problem statement & questions (sticky note comments)
  - Identify critical research questions & needed technological improvements
  - What disciplines might be best suited to address these questions and needs?
  - Resource requirements



# Breakout Rooms

1. **Assessment of risks from exposure to wildfire smoke** (C111C, Lisa)
2. **Government agency interventions to mitigate exposures & health effects** (C114, Martha & Beth)
3. **Improving air quality awareness: message content and delivery** (HERE, Gayle & Liz)
4. **SmokeReady App** (C112, Ana)



# Before You Go!

- Ensure all flipcharts are labeled with group and page numbers
- Take down posters
- Fill out evaluation
- **Optional debrief with Haley & Keely in Café**
- Thank you & safe travels!
- EPA folks – reconvene here @ 1:00 pm