



Guidance for EN Grantees to Search the Reusable Component Service (RCS) Database

Reusable Component Services (RCS) provides a central point of access to a broad range of IT resources, components and services used in various EPA and partner systems. The RCS database enables reuse of IT resources, which helps reduce cost, speed development, and produce higher quality systems and applications. The following links provides you a summary report on all RCS entries that contain the following topics.

- [Application Programming Interface \(APIs\)](#)
- [Commercial Tools](#)
- [Dataflows](#)
- [Programming Code](#)
- [Web Services](#)
- [Widgets](#)
- [CROMERR](#)
- [XML Schema](#)

The Reusable Component Service (RCS) database can be searched in many ways (click on each link to learn how each methodology works).

- [By keyword](#)
- [By organization](#)
- [By any combination through search refinement](#)
- [By RCS Widget](#)

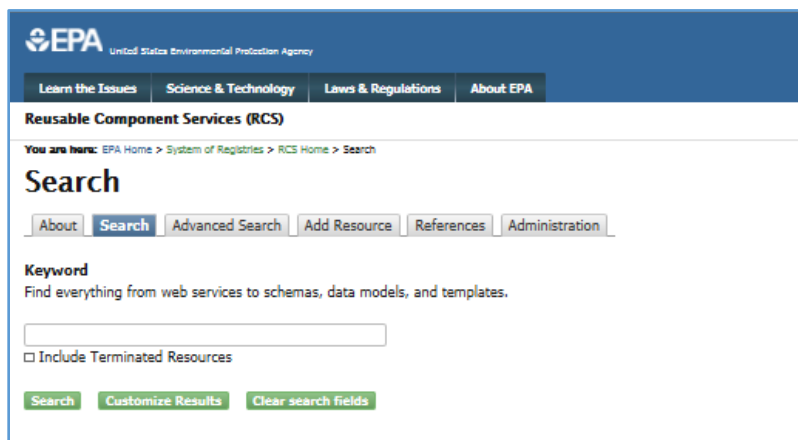


Figure 2: Search Engine on RCS web page

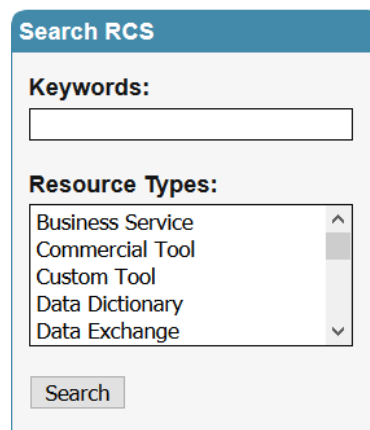


Figure 1: RCS Widget

Search by Keyword

Use words that are related to the type of resource you'll be working with. For example, if you are building a widget, looking at all the widgets available may help you find one that already exists that matches your needs, or may help you find one that may be easily modifiable and adapted to your needs.

Some suggestions are:

- Use the function that your project will be performing.**

Examples: ePermitting, reporting, toxic waste, security, facility

b. Enter the application name that your project will be addressing.

Examples: AQS, CROMERR, NetDMR, Dieselwise

c. Use resource type name that your project consists of.

Examples: API, dataflow, widget

Search by Organization

If you suspect an organization (e.g., another state) may have a resource like the one you need for your project (probably to comply with the same regulation), you can search for all resource owned by that organization.

Example – all resources owned by the state of Texas or by a particular tribe, like the Seldovia tribe.

Combination Search by Refinement

Sometimes your search will return many resources (e.g., all resources owned by EPA or all resources with keyword “**TRI**”), too large for you to review and select. You may narrow down your search by refining your search.

If you searched by keyword, you may refine by entering another keyword. E.g., keyword – “**network**”, refine with keyword “**TRI**”

1. Run your keyword search for “**network**” and get the list of results
2. In the **Search Results Filter** textbox, enter “**TRI**” and click on **Refine Search** button. You will get the new list with “**network**” AND “**TRI**” keywords.

If you searched by keyword, you may refine by resource type(s) or by organization(s)

1. Run your keyword search for “**network**” and get the list of results.
2. Under the **Search Results Filter** textbox, click on **Resource Types** dropdown menu to open the list of types.
3. Check the boxes corresponding to one or more types (e.g., **Data Exchanges**).
4. Click on **Refine Search** button. You will get a list of all resources with keyword “**network**” that are of type “**Data Exchange**”.

Or by organization(s)

1. Run your keyword search for “**network**” and get the list of results.
2. Under the **Search Results Filter** textbox, click on **Organizations** dropdown menu to open the list of EPA organizations, or click on “**States and Tribes**” to open the list of states and tribes.
3. Check the boxes corresponding to one or more organizations (e.g., **Rhode Island**).
4. Click on **Refine Search** button. You will get a list of all resources with keyword “**network**” that are owned by **Rhode Island**.

Search using RCS Widget

The RCS widget is a service EPA provides to enable a person or organization to add a small RCS search box on their web page. The widget provides direct access to IT resources available in RCS without leaving their webpage. Just follow these instructions to use the RCS Widget in your search.

- Click on one or more resource types to search (simple click for one, Ctrl-Click for the rest)
- Enter a keyword to search

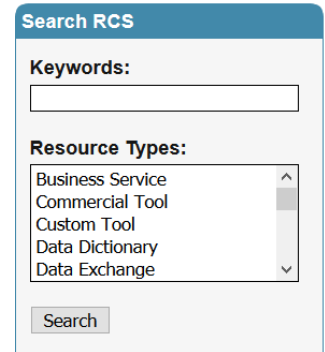
To include the widget on your web page, please follow these steps:

1. Include these tags in the <head> tag:

```
<script src="http://ofmpub.epa.gov/sor_internet/js/rcsSearchWidget.js"></script>
<link href="http://ofmpub.epa.gov/sor_internet/css/redmond/jquery-ui-1.8.17.custom.css" rel="stylesheet">
```
2. Include this tag where you would like to see a title for the widget and the widget:

```
<h1 id="header">RCS Widget Tester</h1>
```

```
<div class="rcsSearchWidget" data-Resource_type="Exchange Network Service|-|REST Web Service|-|SOAP Web Service|-|Exchange Network Node|-|Commercial Tool|-|Data Exchange|-|Programming Code|-|Widget Tool"></div>
```



Contact US

For questions regarding RCS please contact:

Lico Galindo

IT Specialist/RCS Manager
Data Management Services Division
Office of Environmental Information
Phone: 202.566.1252

Email: Galindo.Lico@epa.gov