

Webinar Presentation









2019 SmartWay Excellence Award Criteria

US Environmental Protection Agency
February 27, 2019



Covered Today




-  Award History
-  Award Goals
-  Candidate Selection Process
-  Award Criteria
-  Semifinalist Selection & Application Process
-  2019 Award Highlights & Timeline

Award History



-  Eleven years of Partner recognition
-  234 Partner companies
-  Ample opportunity for Award recognition of different partner companies each year

MULTIPLE AWARD WINNERS (106 TOTAL)



234





Partners recognized as Excellence Awardees over 11 years

106

Partners recognized as Excellence Awardees more than once

2019 Excellence Award Goals








-  Recognize top Partners
-  Screen Partners based on environmental performance
 - Using the most recent, completed annual reporting cycle from all Partner categories
 - Use semi-finalist process to select awardees in some categories
-  Aim for a mix of large/small Partners
 - Using total annual miles traveled as indicator
-  No new partner categories for Award recognition in 2019.






2019 Candidate Selection



Carriers

-  Recognize top Partners
-  Partner in good standing (submission of most recent Carrier Tool)
-  Superior environmental performance
-  Data quality is a critical element
-  Truck Carriers do not submit an application for Award consideration
 - Exception: multimodal fleets

Shippers, Logistics & Multimodal Carriers

-  Recognize top Partners
-  Partner in good standing (on-time submission of most recent Partner Tools)
-  Identify top partners as Semi-Finalists based on environmental performance
-  Data quality is important
-  Invite Semi-Finalists to submit supplemental documentation for qualitative consideration
 - Partners suggested this enhancement

2019 Candidate Selection



Carrier Finalists Selection

- Finalists: Environmental Performance



Shipper, Logistics & Multimodal Selection

- Semi-Finalist candidates: Environmental Performance
- Finalists: Supplemental documentation completed & submitted (application)



Award Criteria for Carriers



Individual Fleet Composite Score is Based on this Formulae:

$$a \% [CO_2] + b \% [NOx] + c \% [PM] + x \% [CO_2] + y \% [NOx] + z \% [PM]$$

gram per ton-mile

gram per mile

- **Carrier fleets assessed under these criteria include:**
Truck, Multimodal, Barge, Rail
- **a%, b%, c%, x%, y%, z%** are the *weighting factors* for each of the six environmental metrics the program provides in the SmartWay tool
- **CO₂, NO_x and PM in brackets refer to:**
An “emissions rating” based on either gram per ton-mile or gram per mile emissions

Award Criteria: Truck & Multimodal Carriers



Individual Truck or Multimodal Fleet Composite Score:

$$\frac{1}{6} [\text{CO}_2] + \frac{1}{6} [\text{NOx}] + \frac{1}{6} [\text{PM}] + \frac{1}{6} [\text{CO}_2] + \frac{1}{6} [\text{NOx}] + \frac{1}{6} [\text{PM}]$$

gram per ton-mile gram per mile

- **Carrier fleets include:**
 - Truckload Dry Van, Less-than-Truckload Dry Van, Refrigerated, Package, Tanker, Flatbed, Dray, Expedited, Heavy Bulk, Mixed, Moving, Special, Auto, Multimodal
- **CO₂, NO_x and PM in brackets refer to:**
 - An “emission rating” based on gram per ton-mile and gram per mile emissions

Award Criteria: Barge & Rail



Individual Fleet Composite Score (in gram per ton-mile):

$$x \% [\text{CO}_2] + y \% [\text{NO}_x] + z \% [\text{PM}]$$

- **Carrier fleets assessed under these criteria:**
 - Barge and Rail
- **X%, Y%, Z% are the weighting factors**
 - **x %** = 50% for carbon dioxide
 - **y %** = 25% for nitrogen oxides
 - **z %** = 25% for particulate matter
- **CO₂, NO_x and PM in brackets refer to:**
 - An “emission rating” based on gram per ton-mile emissions

Carrier Award Criteria: Size Definition



- Awards per fleet size.
- **Large Carriers:** annual miles traveled are greater than or equal to 1 % of the total miles traveled for that category

Exceptions:

Large Multi-modal, greater than or equal to 5 %

Large TL/Dry Van, greater than or equal to 0.75 %

Large Package Delivery, greater than or equal to 0.1 %

- **Medium/Small Carriers:** annual miles traveled are less than 1 % of the total miles traveled for that category

Exceptions:

Medium/Small Multi-modal, less than 5 %

Medium/Small TL/Dry Van, less than 0.75 %

Medium/Small Package Delivery, less than 0.1 %

14 Carrier Fleet categories:

- TL/Dry Van
- Tanker
- Specialized
- Refrigerated
- Package
- Moving
- Mixed
- LTL/Dry Van
- Heavy/Bulk
- Flatbed
- Dray
- Expedited
- Auto Carrier
- Multimodal

Carrier Award Criteria: Size Definition, *continued*



Awards per fleet size

- Large Barge Carriers
 - Greater than or equal to 25 million annual ton-miles.
- Small Barge Carriers
 - Fewer than 25 million annual ton-miles.

- Large Rail Carriers
 - Class I railroads.
- Small Rail Carriers
 - Class II and Class III railroads.

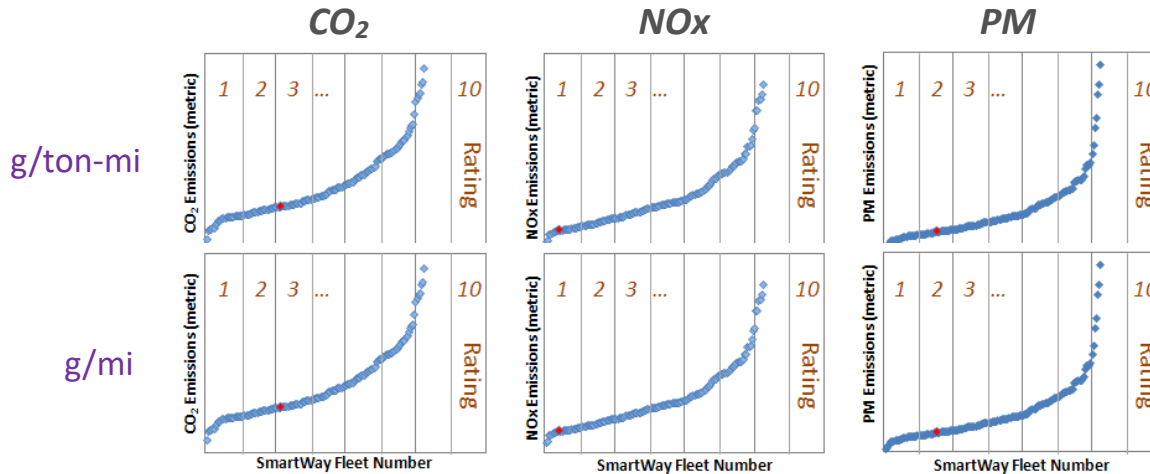
Every Carrier Fleet Has a Composite Performance Score

Each fleet has an emissions rating for each **emission-metric combination**, ranging from 1 to 10 (least to highest emitting). For its Excellence Award, SmartWay calculates a composite performance score for each fleet using SmartWay specified criteria. Fleets in the same category and size groups are ranked against each other.

- Example: $\frac{1}{6} [\text{CO}_2] + \frac{1}{6} [\text{NOx}] + \frac{1}{6} [\text{PM}] + \frac{1}{6} [\text{CO}_2] + \frac{1}{6} [\text{NOx}] + \frac{1}{6} [\text{PM}]$




Fleet Composite Performance Score =

$$\frac{1}{6} \times [3] + \frac{1}{6} \times [1] + \frac{1}{6} \times [2] + \frac{1}{6} \times [3] + \frac{1}{6} \times [1] + \frac{1}{6} \times [2] \Rightarrow 2.0 \text{ fleet performance score}$$



Shippers: Award Criteria



-  About five percent of SmartWay Shipper Partners that demonstrate top environmental performance will be selected as semi-finalists.
 - **Semifinalist Criteria #1:**
Demonstrate that effectively **98 percent of miles or ton-miles** shipped are with SmartWay Partners
 - **Semifinalist Criteria #2:**
Demonstrate top environmental performance based on a weighted average of three environmental metrics results from the SmartWay Shipper Tool (i.e. **50% CO₂ + 25% NO_x + 25% PM g/ton-mile**).
-  Awards given in three Shipper categories based on relative size of freight operations.
 - Large Shipper: **500 million or greater** annual miles shipped.
 - Medium Shipper: **Between 25 million and 500 million** annual miles shipped.
 - Small Shipper: **25 million or fewer** annual miles shipped.
-  Eligible Shipper partners will be contacted and invited to submit a semifinalist application.

Shipper Tool Data Input Requirements



 Annual activity data includes:

- Total Miles
- Total Ton-Miles
- Average Payload

 Way 3 and Way 4 Shipper participation

SmartWay Award & Shipper Participation






F O U R
WAYS TO JOIN
SmartWay



Logistics: Award Criteria



-  About five percent of SmartWay Logistics Partners that demonstrate top environmental performance will be selected as semifinalists.
 - **Semifinalist Criteria #1:**
Demonstrate that effectively **80 percent of miles or ton-miles** shipped are with SmartWay Partners.
 - **Semifinalist Criteria #2:**
Demonstrate top environmental performance based on a weighted average of three environmental metrics results from the SmartWay Logistics Tool (i.e. **1/3 CO₂ g/ton-mi + 1/3 NO_x g/ton-mi + 1/3 PM g/ton-mi + 1/3 CO₂ g/mi + 1/3 NO_x g/mi + 1/3 PM g/mi**).
-  Awards given in three Logistics categories based on relative size of freight operations.
 - Large Logistics: **200 million or greater** annual miles shipped.
 - Medium Logistics: **Between 10 million and 200 million** annual miles shipped.
 - Small Logistics: **10 million or fewer** annual miles shipped.
-  Eligible Logistics Partners will be contacted and invited to submit a semifinalist application.

2019 SmartWay Excellence Awards — EPA Criteria

WHAT ARE THE SMARTWAY EXCELLENCE AWARDS?

The SmartWay Excellence Awards are EPA's means to recognize Partners that have optimized the environmental performance and efficiency of their freight management operations.

The SmartWay Excellence Award program recognizes approximately the top two percent of Partners with superior environmental performance.



To be eligible for consideration, qualified companies must have timely and accurate submittal of required data in the 2018 reporting cycle for all Partner categories (i.e., be Partners in good standing). For carriers, EPA must also have received a timely submission of the 2019 Tool.



EPA makes a full review each year of every Partner's SmartWay Tool submission to assess qualifications for award consideration.



Semifinalists in selected Partner categories will be contacted to submit an application.



All Excellence Award finalists will be screened for any adverse environmental actions that may prohibit public recognition for their SmartWay achievements.



EPA will notify those Partners that are selected as Awardees.



TIMELINE AND NOTIFICATION

JANUARY: The SmartWay Award process and data review commences. EPA identifies candidates using data submitted via the 2018 SmartWay Tool, from all Partner categories.

MARCH: Shipper, logistics and multimodal carrier semifinalists are identified and invited to submit supplemental information. Other carriers do not submit supplemental information.

APRIL 29, 2019: Submission deadline for supplemental information from shipper, logistics and multimodal carrier semifinalists.

JULY: Final reviews and adverse environmental actions screening.

AUGUST: Awardees notification (no public announcement until fall).

OCTOBER: Announcement of Award recipients.



CARRIER CRITERIA

For each truck and multimodal fleet category, EPA identifies candidates that demonstrate top environmental performance. Performance is based on an equal weighting of all environmental metrics results from the SmartWay Carrier Tool (i.e. $\frac{1}{2}$ CO₂ g/ton-mi + $\frac{1}{2}$ NO_x g/ton-mi + $\frac{1}{2}$ PM g/ton-mi + $\frac{1}{2}$ CO₂ g/mi + $\frac{1}{2}$ NO_x g/mi + $\frac{1}{2}$ PM g/mi). Eligible multimodal carrier Partners will be invited to submit an Award semifinalist application. Exceptions for barge and rail carriers are noted below.

BARGE

Barge carriers are assessed based on a 50% CO₂ + 25% NO_x + 25% PM g/ton-mile weighted result.

RAIL

Rail carriers are assessed based on a 50% CO₂ + 25% NO_x + 25% PM g/gross ton-mile weighted result.

Awards will be given in carrier categories for truck, multimodal, barge and rail. The truck fleet carrier sub-categories are: TL/Dry Van, Tanker, LTL/Dry Van, Specialized, Refrigerated, Package, Moving, Mixed, Heavy/Bulk, Flatbed, Dry, Expedited, and Auto Carrier.

www.epa.gov/smartway/smartway-excellence-awardees#tab-3

Semifinalist Selection Process



 Semifinalists ([Shippers](#), [Logistics](#), [Multimodal Carriers](#)) invited to submit information demonstrating SmartWay environmental leadership that:

- Applies SmartWay data to the broader world of carbon accounting
- Drives best practices in data quality through rigorous validation efforts
- Leverages SmartWay registration (enrollment) efforts
- Sustains and strengthens the SmartWay brand
- Emphasizes Shipper environmental and efficiency strategies
- Advances Mode optimization important to SmartWay
- Considers SmartWay community efforts





 EPA reviews Partner submitted qualitative “leadership” considerations

 Award Finalist (Goal: Top percentage of category)

- Meet criteria of top environmental performers and SmartWay leaders

Semifinalist Application Process



-  EPA will notify/ invite all eligible semifinalists to submit an application
 - Clear and complete responses to application questions needed
-  Standard, digital, fillable application for all semi-finalists
 - Easy submission via:
 - email: turkington.marcia@epa.gov
 - fax: 734.214.4052, Attention: Marcia Turkington
-  Partners requested to substantiate or document their efforts described on the application via:
 - Web links (preferred)
 - Limited digital attachments
 - No hard copies allowed
-  Semifinalist applications due: April 29, 2019

2019 Award Highlights



Awardee announcement

- Press release
- Industry conference(s)
- PSA
- Social media

Recognition

- Meet & greet event with EPA official
- Photo op and handshake
- Media coverage
- Peer recognition



2019 SmartWay Award Milestones & Timeline

December 2018	Review and update Award criteria as appropriate.
February 2019	EPA announces 2019 Award program via SmartWay newsletter, email, website and webinars. EPA identifies Award candidates.
March 2019	Shipper, Logistics and Multimodal carrier semifinalists invited to submit supplemental information. Other carriers do not submit supplemental information.
April 29, 2019	Submission deadline for semifinalists application.
May/June 2019	EPA conducts final reviews and adverse environmental actions screening.
August 2019	Notification of Awardees (no public announcement until fall).
October 2019	Public announcement of SmartWay Excellence Award recipients.

Important to Remember



 Feel free to contact EPA with questions

 EPA will contact your company:

- When eligible, for additional information
- For Award notification

Questions?



Thank You!



SmartWay website: <https://www.epa.gov/smartway>
SmartWay Hotline: 734-214-4767

Available Resource: [SmartWay Excellence Award Criteria Factsheet](#)

SmartWay email: smartway_transport@epa.gov

Joann Jackson-Stephens, SmartWay Brand Manager
Dr. Chien Sze, SmartWay Associate Director

