



Office of the Clerk  
**United States Court of Appeals for the Ninth Circuit**  
Post Office Box 193939  
San Francisco, California 94119-3939  
415-355-8000

Molly C. Dwyer  
Clerk of Court

August 20, 2019

---

No.: 19-72109  
EPA No.: 62719-625  
Short Title: Center for Food Safety, et al v. Andrew Wheeler, et al

---

Dear Petitioners/Counsel

Your Petition for Review has been received in the Clerk's office of the United States Court of Appeals for the Ninth Circuit. The U.S. Court of Appeals docket number shown above has been assigned to this case. You must indicate this Court of Appeals docket number whenever you communicate with this court regarding this case.

**The due dates for filing the parties' briefs and otherwise perfecting the petition have been set by the enclosed "Time Schedule Order," pursuant to applicable FRAP rules. These dates can be extended only by court order. Failure of the petitioner to comply with the time schedule order will result in automatic dismissal of the petition. 9th Cir. R. 42-1.**

UNITED STATES COURT OF APPEALS  
FOR THE NINTH CIRCUIT

**FILED**

AUG 20 2019

MOLLY C. DWYER, CLERK  
U.S. COURT OF APPEALS

CENTER FOR FOOD SAFETY;  
CENTER FOR BIOLOGICAL  
DIVERSITY,

Petitioners,

v.

ANDREW WHEELER, in his official  
capacity as Administrator; U.S.  
ENVIRONMENTAL PROTECTION  
AGENCY,

Respondents.

No. 19-72109

EPA No. 62719-625

Environmental Protection Agency

**TIME SCHEDULE ORDER**

The parties shall meet the following time schedule.

- |                               |   |
|-------------------------------|---|
| <b>Tue., August 27, 2019</b>  | Mediation Questionnaire due. If your registration for Appellate ECF is confirmed after this date, the Mediation Questionnaire is due within one day of receiving the email from PACER confirming your registration. |
| <b>Fri., November 8, 2019</b> | Agency petitioner brief due   |
| <b>Mon., December 9, 2019</b> | Respondents' answering brief and excerpts of record shall be served and filed pursuant to FRAP 31 and 9th Cir. R. 31-2.1.   |

**The optional petitioners' reply brief shall be filed and served within 21 days of service of the respondents' brief, pursuant to FRAP 31 and 9th Cir. R. 31-2.1.**

**Failure of the petitioners to comply with the Time Schedule Order will result in automatic dismissal of the appeal. See 9th Cir. R. 42-1.**

FOR THE COURT:

MOLLY C. DWYER  
CLERK OF COURT

By: Holly Crosby  
Deputy Clerk  
Ninth Circuit Rule 27-7



**United States Court of Appeals  
for the Ninth Circuit**

P.O. Box 31478  
Billings, Montana 59107-1478

CHAMBERS OF  
**SIDNEY R. THOMAS**  
CHIEF JUDGE

TEL: (406) 373-3200  
FAX: (406) 373-3250

Dear Counsel:

I write to introduce you to the court's mediation program. The court offers you and your clients professional mediation services, at no cost, to help resolve disputes quickly and efficiently and to explore the development of more satisfactory results than can be achieved from continued litigation. Each year the mediators facilitate the resolution of hundreds of cases, from the most basic contract and tort actions to the most complex cases involving multiple parties, numerous pieces of litigation and important issues of public policy.

The eight circuit mediators, all of whom work exclusively for the court, are highly experienced attorneys from a variety of practices; all have extensive training and experience in negotiation, appellate mediation, and Ninth Circuit practice and procedure. Although the mediators are court employees, the court has adopted strict confidentiality rules and practices to ensure that what goes on in mediation stays in mediation. See Circuit Rule 33-1.

The first step in the mediation process is case selection. To assist the mediators in the case selection process, appellants/petitioners must file a completed Mediation Questionnaire within 7 days of the docketing of the case. See Circuit Rules 3-4, and 15-2. Appellees may also fill out and file a questionnaire. The questionnaire with filing instructions is available [here](#). Once the Mediation Questionnaire is submitted, the parties will receive via NDA a link to a separate form that will allow them to submit **confidential** information directly to the Circuit Mediators. Counsel may also submit confidential information at any time to [ca09\\_mediation@ca9.uscourts.gov](mailto:ca09_mediation@ca9.uscourts.gov).

In most cases, the mediator will schedule a settlement assessment conference, with counsel only, to determine whether the case is suitable for mediation. Be assured that participation in the mediation program will not slow down disposition of your appeal. Mediation discussions are not limited to the issues on appeal. The discussions can involve other cases and may include individuals who are not parties to the litigation, if doing so enables the parties to reach a global settlement.

Further information about the mediation program may be found on the court's website: [www.ca9.uscourts.gov/mediation/](http://www.ca9.uscourts.gov/mediation/). Please address questions directly to the Mediation Program at 415-355-7900 or [ca09mediation@ca9.uscourts.gov](mailto:ca09mediation@ca9.uscourts.gov).

Sincerely,

A handwritten signature in black ink that reads "Sidney R. Thomas".

Sidney Thomas

**UNITED STATES COURT OF APPEALS  
FOR THE NINTH CIRCUIT**

**Form 7. Mediation Questionnaire**

*Instructions for this form: <http://www.ca9.uscourts.gov/forms/form07instructions.pdf>*

**9th Cir. Case Number(s)**

**Case Name**

**Counsel submitting  
this form**

**Represented party/  
parties**

*Briefly describe the dispute that gave rise to this lawsuit.*

*Feedback or questions about this form? Email us at [forms@ca9.uscourts.gov](mailto:forms@ca9.uscourts.gov)*

*Briefly describe the result below and the main issues on appeal.*

*Describe any proceedings remaining below or any related proceedings in other tribunals.*

**Signature**

**Date**

*(use “s/[typed name]” to sign electronically-filed documents)*

*Feedback or questions about this form? Email us at [forms@ca9.uscourts.gov](mailto:forms@ca9.uscourts.gov)*

UNITED STATES COURT OF APPEALS  
FOR THE NINTH CIRCUIT

<hr/>		)	
CENTER FOR FOOD SAFETY	)	<b>Case No.</b>	
and CENTER FOR BIOLOGICAL	)		
DIVERSITY,	)		
	)	<b>PETITION FOR REVIEW</b>	
<i>Petitioners,</i>	)		
	)		
v.	)		
	)		
ANDREW WHEELER, in his	)		
official capacity as Administrator,	)		
and UNITED STATES	)		
ENVIRONMENTAL	)		
PROTECTION AGENCY,	)		
	)		
<i>Respondents.</i>	)		
<hr/>		)	

**PETITION FOR REVIEW**

Pursuant to Section 16(b) of the Federal Insecticide, Fungicide, and Rodenticide Act (“FIFRA”), 7 U.S.C. § 136n(b), and Rule 15(a) of the Federal Rules of Appellate Procedure, Petitioners Center for Food Safety and Center for Biological Diversity petition this Court to review the orders of the United States Environmental Protection Agency (“EPA”) granting the unconditional registration for new uses of the

active ingredient sulfoxaflor and amending the registration of existing uses to remove restrictions.

EPA's challenged order is memorialized in a document signed on July 12, 2019 entitled "Decision Memorandum Supporting the Registration Decision for New Uses of the Active Ingredient Sulfoxaflor on Alfalfa, Cacao, Citrus, Corn, Cotton, Cucurbits, Grains, Pineapple, Sorghum, Soybeans, Strawberries and Tree Plantations and Amendments to the Labels." Exhibit A. EPA registered the new uses for two end-use pesticide products (and removed certain restrictions for these two products), Transform® WG (EPA Registration Number 62719-625) and Closer® SC (EPA Registration Number 62719-623), and for Sulfoxaflor Technical (EPA Registration Number 62719-631). Exhibits B–D. To the extent EPA interprets the product labels as orders, this petition seeks review of those as well.

Petitioners respectfully petition this Court to set aside EPA's 2019 registration orders attached as Exhibits A–D in whole because: (1) EPA violated its duties and does not have substantial evidence under FIFRA in unconditionally registering the new uses of sulfoxaflor and amending the registration of existing uses; and (2) EPA violated its duties under



the Endangered Species Act (“ESA”), 16 U.S.C. §§ 1533-44, by failing to consult with the United States Fish and Wildlife Service or the National Marine Fisheries Service to ensure that the registration decision for new uses of sulfoxaflor will not jeopardize any listed species or destroy or adversely modify any of their critical habitats, *see* 16 U.S.C. § 1536(a)(2); and (3) to grant other relief as may be appropriate.

Respectfully submitted this 20th day of August, 2019.

*s/ Stephanie M. Parent*  
STEPHANIE M. PARENT  
Center for Biological Diversity  
P.O. Box 11374  
Portland, OR 97221  
T: (971) 717-6404  
sparent@biologicaldiversity.org

*s/ George A. Kimbrell*  
George A. Kimbrell  
Sylvia Wu  
Amy van Saun  
Center for Food Safety  
2009 NE Alberta St., Suite 207  
Portland, OR 97211  
T: (971) 271-7372  
gkimbrell@centerforfoodsafety.org  
swu@centerforfoodsafety.org  
avansaun@centerforfoodsafety.org

*Attorneys for Petitioners*

# **Exhibit A**

## to Petition for Review



UNITED STATES ENVIRONMENTAL PROTECTION AGENCY  
WASHINGTON, DC 20460

OFFICE OF CHEMICAL SAFETY  
AND POLLUTION PREVENTION

**Decision Memorandum Supporting the Registration Decision for New Uses of  
the Active Ingredient Sulfoxaflor on Alfalfa, Cacao, Citrus, Corn, Cotton,  
Cucurbits, Grains, Pineapple, Sorghum, Soybeans, Strawberries and Tree  
Plantations and Amendments to the Labels**

**Date:** July 12, 2019

**Registration Number:** 62719-625, 62719-623, 62719-631

**Petition Number:** 4F8237

**PRIA Decision Numbers:** 498461, 498464, 486818, 486820, 486821, 486823, 498460, 498463,  
498465, 501846, 501847

**Approver:**

A handwritten signature in blue ink that reads "Meredith F. Laws".

Meredith F. Laws  
Branch Chief  
Invertebrate-Vertebrate Branch 3  
Registration Division

**Requested Action**

On January 13, 2014 EPA received an application from Dow Agrosiences (DAS) to add new uses to the two end-use products containing sulfoxaflor. DAS proposed to add alfalfa, clover and other non-grass animal feeds (crop group 18), buckwheat, cacao, corn (field, sweet and pop), millet, oats, pineapple, rye, sorghum, teff and teosinte to Transform® WG (EPA Registration Number 62719-625) and to Closer® SC (EPA Registration Number 62719-623).

On December 18, 2014 EPA received an application from DAS to register avocado and rice, and tree plantations to the Transform WG and Closer SC registrations. They also proposed the first residential use (on ornamentals) for sulfoxaflor. DAS also requested to amend the use pattern for greenhouse ornamentals.

On June 11, 2019, DAS<sup>1</sup> withdrew buckwheat and clover.

On May 14, 2019, DAS withdrew their request for the residential use.

---

<sup>1</sup> DAS is now Corteva Agrisciences

Page 2 of 30

Registration Number: 62719-625, 62719-623, 62719-631

Petition Number: 4F8237

Decision Number: 498461, 498464, 486818, 486820, 486821, 486823, 498460, 498463, 498465, 501846, 501847

The publication in the Federal Register of a Notice of Filing announcing a request to establish tolerances on rice and avocado was delayed. This is a procedural step required under the Federal Food, Drug and Cosmetic Act. Due to the delay, EPA has not completed the evaluation of these proposed uses.

## **Background**

On August 19, 2010, EPA received the application for registration of sulfoxaflor, a new active ingredient, submitted by DAS. EPA collaborated with counterpart agencies in Canada and Australia to evaluate sulfoxaflor. Scientists from the Australian Pesticides and Veterinary Medicine Authority, the Canadian Pest Management Regulatory Authority and the EPA collaborated to review the full dossier of data submitted, peer reviewed the primary evaluations conducted by their international colleagues and communicated extensively on specific disciplines and issues. Upon completion of the reviews and after public comment EPA granted an unconditional registration of sulfoxaflor on May 6, 2013.

On July 2, 2013, the Pollinator Stewardship Council and others, petitioned for review of the sulfoxaflor registration in the Ninth Circuit Court of Appeals. On September 10, 2015, the Court issued its opinion, finding that the registration was not supported by substantial evidence. The vacatur of the sulfoxaflor registrations became effective November 12, 2015. On the same day, the EPA issued a cancellation order to address existing stocks. Although the product registrations were vacated, the tolerances for sulfoxaflor residues on treated commodities that were established under the Federal Food, Drug and Cosmetic Act, remain in place.

Following the vacatur, DAS amended the remanded sulfoxaflor application to add restrictions that eliminated exposure to pollinators such as directions that limited applications to post-bloom only for all proposed crops that are attractive to bees and imposed other restrictions (prohibition against crops grown for seed and required a 12-foot down-wind, on-field buffer). The EPA re-evaluated this application and on October 14, 2016 registered the limited uses (barley, triticale, wheat, leafy vegetables, root and tuber vegetables, bulb vegetables, and sod farms, and post-bloom foliar applications to: blueberries, cranberries, canola, fruiting vegetables, okra, ornamentals, pome fruit, potatoes, stone fruit, succulent and dry beans, and tree nut). Indeterminate blooming crops that had been originally registered (citrus, cotton, cucurbits, soybeans and strawberry) were not included in the decision.

Since the vacatur in 2015, DAS has submitted numerous additional pollinator studies. The pollinator data requirements listed in 40 CFR 158.630 have all been submitted or waived. EPA's risk assessment process for pollinators has evolved since those data requirements were promulgated and now EPA generally assesses risks to bees using a three-tier process based on a more robust data set as described in two guidance documents: "*Guidance for Assessing the Risks*

Page 3 of 30

Registration Number: 62719-625, 62719-623, 62719-631

Petition Number: 4F8237

Decision Number: 498461, 498464, 486818, 486820, 486821, 486823, 498460, 498463, 498465, 501846, 501847

*of Pesticides to Bees*” (USEPA 2014)<sup>2</sup> and “*Guidance on Exposure and Effects Testing for Assessing Risks to Bees*” (USEPA 2016)<sup>3</sup>. For sulfoxaflor, all Tier I data have been submitted. Three additional Tier II semi-field (tunnel) studies and two colony feeding studies have been submitted. Pollen and nectar residue data have been submitted for multiple crops. The submitted data covers all of the requested use patterns. For those crops that did not have data specific to pollen and nectar residues, data was extrapolated as appropriate from other crops. All regulatory data requirements for assessing pollinators have now been addressed and the EPA has adequate data to demonstrate that there will be no unreasonable adverse effects to honey bees resulting from the expanded registration of sulfoxaflor.

## **Regulatory Decision**

EPA is granting an unconditional registration under FIFRA section 3(c)(5) for new uses of sulfoxaflor on the Transform WG and Closer SC labels. The new uses for this chemical are alfalfa, corn, cacao, grains (millet, oats), pineapple, sorghum, teff, teosinte and tree plantations. This regulatory action also adds the following crops back on to the Transform WG and Closer SC labels: citrus, cotton, cucurbits, soybeans and strawberry. Finally, certain restrictions that were included when the registrations were granted in October 2016 are being removed.

## **Notices of Receipt**

A Notice of Receipt (NOR) announcing EPA’s receipt of an application from DAS to register sulfoxaflor on alfalfa, clover and other non-grass animal feeds (crop group 18); buckwheat; cacao; corn (field, sweet, pop); millet; oats; pineapple; rye; sorghum; teff; and teosinte was published in the Federal Register on April 27, 2014. A 30-day comment period was opened under Docket ID Number EPA-HQ-OPP-2014-0156. In addition to new use requests for sulfoxaflor, the NOR included new use requests for three other chemicals: thiamethoxam, metaldehyde and diflufenzuron and public comments on these chemicals were submitted to the same docket. The comment period closed on May 27, 2014. Forty-seven comments were submitted. Of these, 20 objected specifically to sulfoxaflor, one of these was a letter-writing campaign with approximately 70,000 signatures. Nine comments objected to both sulfoxaflor and thiamethoxam, including one letter-writing campaign with approximately 40,000 signatures. One comment objected specifically to thiamethoxam and one comment requested an extension to the comment period. The remainder were against all pesticides. None of the comments provided new data or other supporting evidence.

---

<sup>2</sup> [https://www.epa.gov/sites/production/files/2014-06/documents/pollinator\\_risk\\_assessment\\_guidance\\_06\\_19\\_14.pdf](https://www.epa.gov/sites/production/files/2014-06/documents/pollinator_risk_assessment_guidance_06_19_14.pdf)

<sup>3</sup> <https://www.epa.gov/sites/production/files/2016-07/documents/guidance-exposure-effects-testing-assessing-risks-bees.pdf>

Page 4 of 30

Registration Number: 62719-625, 62719-623, 62719-631

Petition Number: 4F8237

Decision Number: 498461, 498464, 486818, 486820, 486821, 486823, 498460, 498463, 498465, 501846, 501847

An NOR announcing EPA's receipt of an application from DAS to register sulfoxaflor for rice, avocado, the first residential use (ornamentals), commercial ornamentals (tree farms and plantations) and greenhouses was published in the Federal Register on Oct. 12, 2018. A 30-day comment period was opened under Docket ID Number EPA-HQ-OPP-2018-0599. This NOR also included requests for new uses for two other chemicals: acetamiprid and fenpyroximate. The comment period closed on November 13, 2018. The number of comments received was 124 and most of the comments were specifically opposed to sulfoxaflor. They included a letter-writing campaign from Friends of the Earth (approximately 35,000 signatures and submissions from Beyond Pesticides, Beesponsible and the Center for Biological Diversity. The rest of the comments were almost all from anonymous submitters. None of the comments provided new data for EPA to consider.

## **Human Health Risk Assessment**

A human health risk assessment is the process to estimate the nature and probability of adverse health effects in humans who may be exposed to chemicals in contaminated environmental media, now or in the future. Human health risk assessments address questions such as:

- What types of health problems are caused by pesticides in the environment?
- What is the chance that people will experience problems when exposed to different levels of pesticides?
- Is there a low level below which some chemicals don't pose a human health risk?
- What pesticides are people exposed to and for how long?
- Are legal limits for pesticide residues in food (tolerances or maximum residue limits) protective of human health?
- Are people more likely to be susceptible or exposed to pesticides because of factors such as age, genetics, pre-existing health conditions, ethnic practices, gender, where they work, where they play, what they eat, etc.

EPA uses the National Research Council's four-step process for its human health risk assessments:

- Step 1 - Hazard Identification: examines whether a substance has the potential to cause harm to humans and/or ecological systems, and if so, under what circumstances.
- Step 2 - Dose Response Assessment: examines the numerical relationship between exposure and effects.
- Step 3 - Exposure Assessment: examines what is known about the frequency, timing, and levels of contact with a substance.
- Step 4 - Risk Characterization: examines how well the data support conclusions about the nature and extent of the risk from exposure to pesticides.

Page 5 of 30

Registration Number: 62719-625, 62719-623, 62719-631

Petition Number: 4F8237

Decision Number: 498461, 498464, 486818, 486820, 486821, 486823, 498460, 498463, 498465, 501846, 501847

EPA's Health Effects Division (HED) assessed the risks to human health from the proposed new uses of sulfoxaflor in the following documents:

“Sulfoxaflor. Human Health Risk Assessment for New Food Uses on Artichoke, Asparagus, Bushberry, Caneberry and Sunflower, and Multiple Crop Group Conversions” DP #44663, 6/19/2019

“Sulfoxaflor. Human Health Risk Assessment for New Food Uses on Numerous Crops, Ornamentals Growing in Greenhouses and Nurseries and Tree Farms and Plantations” DP #438837 & #438838, 6/19/2019

### **Hazard Determination**

The no observed adverse effect level (NOAEL) of 25 milligrams/kilogram/day (mg/kg/day) is the point of departure (POD) for the acute dietary risk assessment and all other short- and intermediate-term durations and population assessments (with the exception of females 13-49 years), based on decreased motor activity at the lowest observed adverse effect level (LOAEL) of 75 mg/kg/day.

The NOAEL of 1.8 mg/kg/day is the POD for the acute dietary and short- and intermediate-term assessments for females 13-49 years of age, based on decreased neonatal survival in post-natal day 0-4 offspring at the LOAEL of 7.1 mg/kg/day.

The NOAEL of 5.13 mg/kg/day is the POD for the chronic dietary assessment, based on liver effects including increased blood cholesterol, liver weight, hypertrophy, fatty change, single-cell necrosis and macrophages in males and females at the LOAEL of 21.3 mg/kg/day.

### **Food Quality Protection Act (FQPA) Safety Factor**

The FQPA safety factor (SF) for sulfoxaflor was reduced from 10X to 1X. This is based on the following considerations: 1) the toxicology database for sulfoxaflor is complete with regard to FQPA consideration, including the required developmental and reproductive toxicity studies; 2) the required neurotoxicity studies, including the developmental neurotoxicity study (DNT), have been submitted and are considered adequate; 3) although there is evidence of quantitative susceptibility in the DNT and developmental rat studies, the endpoints and doses selected for risk assessment are protective for the observed effects; further, HED's degree of concern for human susceptibility is reduced based on the special studies submitted in support of the mode of action; and 4) although some refinements are used in the exposure assessment, the dietary, drinking water, and residential assessments still result in upper-bound estimates of exposure.

DAS submitted mode of action (MOA) data which were sufficient to support reducing the interspecies uncertainty factor (UF) from 10X to 3X for the developmental effects.

Page 6 of 30

Registration Number: 62719-625, 62719-623, 62719-631

Petition Number: 4F8237

Decision Number: 498461, 498464, 486818, 486820, 486821, 486823, 498460, 498463, 498465, 501846, 501847

The level of concern (LOC) for assessing developmental effects is 30 based on 10X for intra-species variability, 3X for inter-species extrapolation, and 1X FQPA SF. The LOC for all other toxicological effects is 100 based on 10X for intra-species variability, 10X for inter-species extrapolation, and a 1X FQPA SF.

### **Dietary Risk**

The assessment of dietary risk from sulfoxaflor is conservative. For all uses, 100% of the US acreage for every crop was assumed to be treated with sulfoxaflor. The acute dietary risk assessment is based on the maximum observed residue levels from the field trials. The chronic assessment assumes average residues to account for additional metabolites. These metabolites have no acute effect and so are not included in the acute dietary assessment.

The acute dietary (food and drinking water) risk estimate for the general U.S. population is 11% of the acute population adjusted dose (aPAD). The highest acute risk estimate is for females 13-49 years old and is 28% of the aPAD.

The chronic dietary (food and drinking water) risk estimate for the general U.S. population is 11% of the chronic population adjusted dose (cPAD). The highest chronic dietary risk estimate is for children 1-2 years old and is 47% of the cPAD.

HED concluded that the current tolerance expression for sulfoxaflor (Title 40 of the Code of Federal Regulations, 40 CFR §180.668) is adequate and includes both coverage and compliance statements for enforcement purposes.

### **Occupational Handler and Post-Application Risk**

All scenarios resulted in combined (dermal + inhalation) risk estimates >LOCs (dermal and inhalation MOE  $\geq$  30). MOEs ranged from 50 to 41,000.

There are no risk estimates of concern for post-application activities. All dermal MOEs ranged from 1,600 to 44,000 immediately after application (LOC=30).

No additional data are needed, and there are no risk estimates of concern.

### **Ecological Risk Assessment**

In an ecological risk assessment, EPA evaluates the likelihood that exposure to one or more pesticides may cause harmful ecological effects. The effects can be direct (e.g., fish die from a pesticide entering waterways, or birds do not reproduce normally after ingesting contaminated fish), or indirect (a hawk becomes sick from eating a mouse dying from pesticide poisoning). The studies EPA uses in ecological risk assessments define the chemical properties of the



Page 7 of 30

Registration Number: 62719-625, 62719-623, 62719-631

Petition Number: 4F8237

Decision Number: 498461, 498464, 486818, 486820, 486821, 486823, 498460, 498463, 498465, 501846, 501847

pesticide, how the pesticide behaves in the environment, and its impact on plants and animals not targeted by the pesticide.

EPA's Ecological Fate & Effects Division (EFED) assessed the ecological risks from the proposed new uses of sulfoxaflor in the following document:

“Sulfoxaflor: Ecological Risk Assessment for Section 3 Registration for Various Proposed New Uses” DP449891, July 10, 2019

A low potential for acute or chronic risk to aquatic animals/plants is indicated from the proposed uses of sulfoxaflor, since risk quotients (RQs) are below EPA's LOC. Sulfoxaflor is practically non-toxic on an acute exposure basis to fresh and saltwater fish, thus resulting in acute RQs <0.01 for both taxonomic groups which is well below the acute risk LOC of 0.5. The chronic RQs were 0.08 for freshwater fish and 0.04 for saltwater fish which are below the chronic risk LOC of 1.0. The acute and chronic RQ values for freshwater and saltwater invertebrates are below the LOC (max acute RQ <0.01; max chronic RQ of 0.5).

There is a potential for marginal acute risk to passerine birds at the LOC but a low potential for chronic risk is indicated. The maximum acute RQ for birds is “<0.6” (based on a non-definitive toxicity value that is considered conservative due to complications in the study). Thus, while the acute risk LOC of 0.5 could be exceeded, such an exceedance would be marginal (<0.6) at most. The maximum chronic RQ for birds (0.2) is below the chronic risk LOC of 1.0.

A low potential for acute risk to mammals is indicated from the proposed uses of sulfoxaflor, but a potential for chronic risk is indicated for some uses with rates  $\geq 0.047$  lb a.i./A. The maximum acute RQ value for mammals is below the acute risk LOC (0.02), while the maximum chronic RQ exceeds the chronic risk LOC (3.3). Notably, the acute and chronic risk assessments include conservative exposure assumptions such as the use of “high end” estimates of residues and that 100% of the bird or mammal's diet is obtained from the treated field.

### **Pollinator Risk Assessment**

The Tier I bee toxicity data base for sulfoxaflor is complete per the 2016 OPP guidance.<sup>4</sup>

For proposed uses of sulfoxaflor with an application rate of 0.047 pounds active ingredient/acre (lb a.i./A) and greater, a potential for acute risk to bees is evident through direct contact (i.e., interception of spray droplets on and off the field) at the Tier 1 (individual bee) level. For applications to bee-attractive crops, acute contact RQs range from 0.6 to 1.1 for uses with application rates of 0.047 lb a.i./A and higher. Below an application rate of 0.047 lb a.i./A, a low potential for acute contact risk is indicated. A potential for acute contact risk is indicated up to 12 feet beyond the treated field due to spray drift assuming bee-attractive plants are present at the

---

<sup>4</sup> <https://www.epa.gov/pollinator-protection/pollinator-risk-assessment-guidance>

Page 8 of 30

Registration Number: 62719-625, 62719-623, 62719-631

Petition Number: 4F8237

Decision Number: 498461, 498464, 486818, 486820, 486821, 486823, 498460, 498463, 498465, 501846, 501847

field edge. However, the duration that residues of sulfoxaflor are acutely toxic to honey bees via contact with foliage is short as indicated by the “residual toxicity time” (RT<sub>25</sub>). The RT<sub>25</sub> is the aging time required for foliar residues to cause 25% mortality to bees.<sup>5</sup> The RT<sub>25</sub> time for both Transform WG and Closer SC is < 3 hours.

At the Tier I level, acute and chronic risk from oral exposure (consumption of contaminated pollen and nectar) is considered low for the following uses on crops that are either unattractive to honey bees and/or are harvested prior to bloom: brassica, leafy, and bulb vegetables, commercial turfgrass, and conifer/Christmas trees.

Based on default (“high end”) estimates of oral exposure, acute and chronic risk to individual honey bees is indicated for all other uses. When the estimates of oral exposure were refined using field data for residues in pollen and nectar, a potential for acute and chronic risks is indicated for at least one caste/life stage of bees at the Tier I level.

Therefore, a Tier II (colony-level) assessment was performed on all uses where risk was indicated at Tier I. This Tier II risk assessment was informed by 3 newly-submitted Tier II tunnel studies and 2 colony feeding studies (CFS), each of which evaluated long-term effects on honey bee colonies, including effects beyond overwintering. In addition, 14 Tier II field residue studies were also submitted and used for assessing oral exposure.

- The Tier II tunnel studies were used to assess risk to honey bees from contact + oral exposure (one application), since applications were made with bees inside mesh tunnels while they were foraging on a crop.
- The CFS studies were used to assess risk from oral exposure (10-42 days), since bees were fed sucrose solutions spiked with varying levels of sulfoxaflor.

The results for the assessment of contact + oral exposure (7-10 days) to application rates of sulfoxaflor varying from 0.02 to 0.09 lb a.i./A showed immediate contact toxicity for up to 3 days after application. There were no observed effects of exposure on long term hive health including hive strength, brood indices and brood strength, food stores prior to overwintering up to the maximum rate of 0.09 lb a.i./A. No effects were seen on the overwintering success of colonies which could be reliably evaluated with one of the three tunnel studies up to an application rate of 0.043 lb a.i./A. While the overwintering components for the remaining two tunnel studies were not reliable due to poor overwintering success in controls, data from insecticides which also act on the nicotinic acetylcholine receptor indicate that effects on overwintering success are not more sensitive than those observed prior to overwintering.

In addition to crops that are not attractive to honey bees or are harvested before bloom, a low potential for colony-level risks to honey bees is indicated from oral exposure to contaminated pollen and nectar for canola, corn, cotton, pome fruit and sorghum. A potential for colony-level

---

<sup>5</sup> <https://www.epa.gov/pollinator-protection/residual-time-25-bee-mortality-rt25-data>

Page 9 of 30

Registration Number: 62719-625, 62719-623, 62719-631

Petition Number: 4F8237

Decision Number: 498461, 498464, 486818, 486820, 486821, 486823, 498460, 498463, 498465, 501846, 501847

risk is indicated for the remaining crops: stone fruit, small fruits/berries, tree nuts, tree farms, citrus, ornamentals, cucurbits, strawberries, root/tuber vegetables, legumes, fruiting vegetables, animal feeds (i.e., alfalfa), avocado, cacao and pineapple conservatively assuming that bees feed exclusively on the treated crop.

EPA has a very robust set of pollinator exposure and effects data for sulfoxaflor. In addition to the full Tier I suite of studies, the Tier II data set consists of 11 semi-field (tunnel) studies, 2 colony feeding studies and 16 field residue studies analyzing pollen and nectar residues in a dozen crops. This existing suite of semi-field (Tier II) effects and exposure studies enables EPA to conduct a comprehensive and appropriately conservative assessment of the potential risks of sulfoxaflor to bees to support its registration decision. Furthermore, given the limitations and high degree of specificity associated with full field studies, EPA believes that submission of a full field study would have a low potential for altering its risk assessment conclusions and subsequent registration decision. EPA also notes that the conditional requirements for the full field study (850.3040) codified in 40 CFR Part 158.630 do not fully reflect the current state of science supporting the assessment of pesticide risks to bees. After careful consideration of all these factors, the requirement for a full field study is waived. With the relatively large suite of Tier II studies with sulfoxaflor along with conservative assumptions regarding exposure (e.g., colonies get 100% of their diet from the treated crop), EPA believes the submission of one or more full field studies is not likely to add significant value and clarity to its current risk assessment of sulfoxaflor to bees.

### **Incidents**

Sulfoxaflor has been used over the past several years either under Section 18 emergency authorizations on cotton, sorghum, alfalfa grown for seed, and strawberries, or under Section 3 registrations (those in place prior to the 2015 vacatur and uses registered in 2016). Although applications of sulfoxaflor have been wide-spread over many acres, only one incident concerning bees was reported to the Agency. This incident, however, purportedly involved three insecticides; acephate, dicotophos and sulfoxaflor as well as tank mixes of other unnamed chemicals, applied to watermelons in the summer of 2013. The incident was not reported to EPA until January 2014. There was no confirmation that these specific chemicals were applied or that the bees were exposed to them. Additionally, it should be noted that sulfoxaflor was not registered until May 6, 2013 and was unlikely to have been applied to watermelons in the summer of 2013 since the state specific registrations were in the process of being approved and product had not yet entered channels of trade.

No other sulfoxaflor incidents involving bees or incidents involving other wildlife have been reported to EPA.

Page 10 of 30

Registration Number: 62719-625, 62719-623, 62719-631

Petition Number: 4F8237

Decision Number: 498461, 498464, 486818, 486820, 486821, 486823, 498460, 498463, 498465, 501846, 501847

### **Endangered Species**

EPA has not made an effects determination for sulfoxaflor. EPA is currently focusing most of its resources for assessing impacts to listed species on its registration review program for currently registered pesticides. EPA believes that, as a general matter, older pesticides present a greater degree of risk to listed species than most new chemistries, including sulfoxaflor, and that it is therefore environmentally preferable in most circumstances for EPA to assess the impacts of existing pesticides sooner in the process than newer pesticides that are designed to compete with more risky alternatives. EPA believes that is especially true for sulfoxaflor, where the alternatives include organophosphates, neonicotinoids and pyrethroids. As a result, EPA does not believe the environment or the public would be best served by delaying the registration of new uses for sulfoxaflor to complete consultation. Focusing the limited resources of EPA, the Fish and Wildlife Service and the National Marine Fisheries Service on completing a consultation on the effects of sulfoxaflor would by necessity come at the expense of putting more resources into evaluating – and consequently regulating, where appropriate – what EPA believes to be more toxic compounds, that, among other things, pose greater risk, to endangered species than does sulfoxaflor.

### **Benefits and Alternatives**

When occupational or ecological risks that are above the Agency's level of concern are identified, EPA's Biological and Economic Analysis Division (BEAD) conducts a benefits assessment to inform a regulatory decision on whether the pesticide poses unreasonable adverse effects on man or the environment. EPA considers the benefits of a pesticide by reviewing information about pesticide use patterns, alternative pesticides or pest control practices in order to achieve an appropriate balance between reducing the identified risks while maintaining the benefits of the pesticide use.

BEAD assessed the benefits from the proposed new uses of sulfoxaflor in the following document:

“Benefits for New Uses of Sulfoxaflor on Alfalfa, Avocado, Citrus, Corn, Cotton, Cucurbits, Fruiting Vegetables, Pineapple, Pome Fruit (Pre-bloom), Rice, Sorghum, Soybean, Strawberry, Ornamentals and Home Fruit Trees” DP442401 3/7/2019

Additionally, public comments in Docket #EPA-HQ-OPP-2010-0889 that provided specific details on the benefits of sulfoxaflor have also been considered.

The overall general benefits of sulfoxaflor can be summarized by six critical points. Sulfoxaflor:

- is a new mode of action
- performs as well or better than registered insecticides

Page 11 of 30

Registration Number: 62719-625, 62719-623, 62719-631

Petition Number: 4F8237

Decision Number: 498461, 498464, 486818, 486820, 486821, 486823, 498460, 498463, 498465, 501846, 501847

- targets economically important or hard to control pests
- is highly selective to pests, and less disruptive to beneficial insects and other arthropods
- is compatible with Integrated Pest Management (IPM) and Insect Resistance Management (IRM) programs
- has a better ecological and human health profile than the alternatives.

## **I. Sulfoxaflor has a unique mode of action.**

The Insecticide Resistance Action Committee (IRAC) is an international authority that has classified sulfoxaflor as a “sulfoximine” and has placed it as a subgroup to the IRAC Group 4: “nicotinic acetylcholine receptor agonists.” Group 4 is divided into five subgroups; Group 4A: neonicotinoids; Group 4B: nicotine; Group 4C: sulfoximines; Group 4D: Butenolides; and Group 4E: Mesoinoics. The chemicals in these subgroups target the nicotinic acetylcholine receptor in insects but the subgroups have different modes of action. The differences result in wide variations of effectiveness against target pests as well as variations in the ecological impacts.

Sulfoxaflor is the only Group 4C chemical registered in the U.S. Its novel mode of action distinguishes it from all registered alternative insecticides. The structure of sulfoxaflor makes it stable in the presence of a monooxygenase enzyme that was shown to degrade the five registered neonicotinoids in IRAC Group 4A. The stability results in a broad lack of cross-resistance to the neonicotinoids and other insecticide groups.

## **II. Sulfoxaflor performs as well or better than registered insecticides.**

Besides neonicotinoids, the main alternatives to sulfoxaflor are carbamates and organophosphates (IRAC Groups 1A and 1B; acetylcholinesterase inhibitors), pyrethroids (IRAC Group 3A; sodium channel modulators) and spinosyns (IRAC Group 5; nicotinic acetylcholine receptor allosteric modulators). In many crop-pest scenarios, sulfoxaflor has proven to be efficacious against certain target pests that these alternative insecticides fail to control unless they are applied repeatedly to the crop and/or used in tank mix combinations.

Over the years, EPA has heard from many growers, researchers and entomologists advocating strongly in support of sulfoxaflor as a critical pest management tool. They have provided EPA with specific information on how sulfoxaflor will replace alternative insecticides. Several examples are shown in Table 1.

Page 12 of 30

Registration Number: 62719-625, 62719-623, 62719-631

Petition Number: 4F8237

Decision Number: 498461, 498464, 486818, 486820, 486821, 486823, 498460, 498463, 498465, 501846, 501847

<b>Table 1. Sulfoxaflor performs better than registered alternatives</b>
<p>“The tarnished plant bug, <i>Lygus lineolaris</i>, has become the major pest of cotton in Arkansas and the Midsouth. With increasing resistance/tolerance to currently labeled insecticides the control of this pest has become very problematic. Currently Arkansas is averaging around six applications of insecticides per year to control this pest, but in some areas, fields may be sprayed as many as twelve times per year.” University of Arkansas<sup>6</sup></p>
<p>“The insecticides used for managing plant bugs in cotton rely heavily on organophosphates and neonicotinoids. Due to resistance issues we have seen a shift to acephate synergized<sup>7</sup> with pyrethroids, and neonicotinoid/pyrethroid mixtures. These mixtures have been effective but short lived; when immigrating plant bug populations are high, it is not uncommon to have to retreat fields within 5 days. Cotton growing in areas with naturally high plant bug populations in the landscape may require as many as 10 insecticide applications during a year”. Louisiana State University<sup>8</sup></p>
<p>“Sulfoxaflor will likely replace 1-2 applications of neonicotinoids during the early season and 1-2 applications of organophosphate/pyrethroid tank mixtures later in the season. Also, because it has little non-target effect and controls cotton aphids, the numbers of applications targeting other arthropod pests may also be reduced.” Mississippi State University<sup>9</sup></p>
<p>“... the neonicotinoids are weak against one of more troublesome aphid species, woolly apple aphid. Unlike other aphid species, this pest causes chronic debilitation of the tree, and fruit contamination is cited frequently as a cause for rejection or fumigation of exported fruit. The last two conventional materials that were effective (endosulfan and diazinon) are being phased out, leaving a serious gap in our programs; sulfoxaflor is one of the few materials I have tested in the last 10 years that can control woolly apple aphid.” Washington State University<sup>10</sup></p>

The University researchers have a constant presence in the field and interact routinely with the growers in their states as well as others at numerous meetings and conferences. In summary, they state that sulfoxaflor will replace multiple (4, 6, 10 and up to 12) applications of alternative pesticides, which are often combined to target a single pest. In addition to the examples presented above, EPA has heard from growers of other crops who report that sulfoxaflor works better than the registered alternatives in many crop/pest scenarios including pecans/aphids, citrus/psyllids and soybeans/aphids.

### **III. Sulfoxaflor targets economically important or hard to control pests.**

<sup>6</sup> Gus Lorenz, UA Research & Extension, Docket #EPA-HQ-OPP-2010-0889-0264

<sup>7</sup> EPA believes the writer means “tank-mixed.” EPA has not assessed whether there is synergy between these ingredients

<sup>8</sup> David Kerns, LSU, Docket # EPA-HQ-OPP-2010-0889-0059

<sup>9</sup> Jeffrey Gore, MSU, Docket #EPA-OPP-2010-0889-0163

<sup>10</sup> Elizabeth Beers, WSU, Docket # EPA-HQ-OPP-2010-0889-0266



Page 13 of 30

Registration Number: 62719-625, 62719-623, 62719-631

Petition Number: 4F8237

Decision Number: 498461, 498464, 486818, 486820, 486821, 486823, 498460, 498463, 498465, 501846, 501847

Sulfoxaflor specifically targets piercing/sucking insects such as aphids, mealybugs, psyllids, thrips, plant bugs and whiteflies. These insect pests insert their mouth parts through the surface of the plant and draw the sap into their bodies. With this access to the plant's vascular system, these pests often transfer viral and bacterial diseases. Infections can result in complete loss of a crop, can significantly impact yield or can reduce the quality of the harvested commodity. Worse than the loss of the crop, in the case of Citrus Greening Disease (CGD), the trees die and citrus orchards are lost. Florida conducted a study in 2016 and determined that citrus greening had resulted in the loss of \$4.64 billion over 10 seasons, as well as thousands of jobs.<sup>11</sup> Sulfoxaflor is particularly effective against the Citrus psyllid which vectors CGD and can be a very valuable tool for citrus growers.

US growers have requested FIFRA Section 18 Emergency Exemptions (section 18s) to use sulfoxaflor against pests that pose an urgent and nonroutine threat to their crops that would result in significant economic losses. The registered alternatives have lost their efficacy or there are no registered alternatives against a specific target pest, especially invasive pests. The US cotton growers have received section 18 authorizations to use sulfoxaflor against the Tarnished plant bug. Growers of sorghum in the US also demonstrated an urgent need to use sulfoxaflor under the section 18 provision against the invasive Sugarcane aphid. The Pacific NW growers of alfalfa grown-for-seed have requested and received section 18s for use of sulfoxaflor against Lygus bugs. This minor crop is very vulnerable to this pest as there are no effective alternatives. California strawberry growers have also faced an emergency with this pest and have received an exemption.

Individual growers, grower organizations, State Farm Bureaus and State Departments of Agriculture have appealed to EPA on behalf of sulfoxaflor because it is effective against economically important and hard to control pests, including invasive species. Growers of cole crops, leafy vegetables and fruiting vegetables want to use sulfoxaflor against whiteflies, which produce honeydew that causes difficulty in harvest and reduces the quality of the produce. Additionally, whiteflies may transmit plant viruses which can seriously affect yield and the quality of the crop.<sup>12</sup> According to the Center for Invasive Species Research, damage from the Silverleaf whitefly has been estimated to be in excess of \$1 billion nationally.<sup>13</sup> Growers represented by organizations such as the Washington State Potato Commission, US Canola Association, American Soybean Association, California Grape & Tree Fruit League and the California Strawberry Commission, have requested registration of sulfoxaflor for a variety of challenging pest situations threatening many crops, including potatoes (psyllid), canola (aphids), and grapes (vine mealybug).<sup>14</sup> Pecan growers have communicated to the EPA that imidacloprid is no longer effective on black margined pecan aphid and black pecan aphid. These aphid

---

<sup>11</sup> [https://www.upi.com/Top\\_News/US/2019/05/02/Citrus-greening-research-in-Florida-yields-new-tool-in-battle-against-disease/5761556742958/](https://www.upi.com/Top_News/US/2019/05/02/Citrus-greening-research-in-Florida-yields-new-tool-in-battle-against-disease/5761556742958/)

<sup>12</sup> Hank Giclas, Western Growers, Docket # EPA-HQ-OPP-2010-0889-0362

<sup>13</sup> [https://cistr.ucr.edu/silverleaf\\_whitefly.html](https://cistr.ucr.edu/silverleaf_whitefly.html)

<sup>14</sup> Docket # EPA-HQ-OPP-2010-0889; 0275, 0279, 0305, 0312, 0345

Page 14 of 30

Registration Number: 62719-625, 62719-623, 62719-631

Petition Number: 4F8237

Decision Number: 498461, 498464, 486818, 486820, 486821, 486823, 498460, 498463, 498465, 501846, 501847

species reduce pecan quality and yield.<sup>15</sup> Sulfoxaflor controls these aphid species. Additional information from the agricultural community expounding sulfoxaflor's benefits against hard to control pests is presented in Table 2.

<b>Table 2. Sulfoxaflor (Closer SC and Transform WG) is efficacious against difficult pests</b>
<p>“Sulfoxaflor is a fast acting insecticide which helps manage sap-feeding pests of potatoes such as aphids, psyllids, leafhoppers, mealybugs, and lygus. The first three of these insects spread plant pathogens to potato, which are the most important economic challenges to growers throughout the U.S. and prohibit trade.” Washington State Potato Commission<sup>16</sup></p>
<p>“Closer is an important tool in controlling citrus psyllid (<i>Diaphorina citri</i>).”</p> <p>“Florida citrus growers need all available tools to control citrus psyllids as they are the vector of HLB. In the last 10 years, our industry has been severely impacted by HLB which is spread by psyllids and our crop has decreased by nearly 60% and now at the lowest yield in almost 60 years. Therefore we must work toward providing all possible tools that offer management options of psyllids to the citrus industry.” University of Florida<sup>17</sup></p>
<p>“On crops such as succulent beans, insecticidal management of silverleaf whitefly SLW is absolutely necessary to effectively slow spread of Bean Golden Mosaic Virus (BGMV). BGMV has a narrow host range compared to aphid-borne viruses. Only a few hours of feeding are required for the whitefly to become infective. Then the insect remains infected/infective for the rest of its life and transmits the BGMV instantaneously upon inserting its stylet into a bean plant. A single infected SLW per 10 bean plants results in a 70 percent incidence of BGMV infected plants throughout the entire field. However, according to the University of Florida's Insects That Affect Vegetable Crops publication (ENY450), currently registered foliar insecticides are of limited value for control of SLW, so a product with sulfoxaflor's capabilities are needed and desired. Florida Fruit &amp; Vegetable Association<sup>18</sup></p>
<p>“Sulfoxaflor is a key, selective compound with detailed and rigorous research evaluations in Arizona cotton and vegetables showing that its safe and effective use in Arizona agriculture. It provides for effective and selective control of Lygus bugs and Bemisia whiteflies in cotton as well as whiteflies and aphids in produce and cucurbits. The main crops grown in Arizona that would benefit from a sulfoxaflor registration include cotton, melons of all types, lettuces of all types and cole crops.” Arizona Pest Management Center<sup>19</sup></p>
<p>“On average, growers will apply 4 applications (sometimes more under heavy pressure) during a crop season to control a complex of aphid species. To date, spirotetramat is the most commonly used, followed by the neonicotinoids. Among the older products, growers typically use combinations of endosulfan, acephate, dimethoate and pyrethroids. Generally speaking when used in proper rotations,</p>

<sup>15</sup> Brad Lewis, NMSU, Docket # EPA-HQ-OPP-2010-0889-0265

<sup>16</sup> Matt Harris, WSPC, Docket # EPA-HQ-OPP-2010-0889-0535

<sup>17</sup> Stephen Futch, UF, Docket # EPA-HQ-2010-0889-0491

<sup>18</sup> Mike Aerts, FFVA, Docket # EPA-HQ-2010-0889-0006

<sup>19</sup> Peter Ellsworth, U AZ, Docket # EPA-HQ-2010-0889-0380



Page 15 of 30

Registration Number: 62719-625, 62719-623, 62719-631

Petition Number: 4F8237

Decision Number: 498461, 498464, 486818, 486820, 486821, 486823, 498460, 498463, 498465, 501846, 501847

this arsenal of active ingredients provides economic control of the aphid complex on leafy vegetables. However, there is now a need for new, effective insecticide alternatives in leafy vegetable production.” Department of Entomology, Univ. of Arizona<sup>20</sup>

This insecticide is very effective against “piercing sucking“ insect pests that are becoming a problem in cranberry. For example, we are seeing scale emerge in MA and OR; and leafhoppers, toad bug and blackbug increasing in NJ. The bluntnosed leafhopper transmits false blossom disease that nearly devastated the NJ cranberry crop in the 1920’s. Research and extension personnel continue to report increasing observations of these type of insects every year. The Cranberry Institute<sup>21</sup>

“Vine mealybug occurs in the Coachella and San Joaquin Valleys, Central and North coasts and Sierra foothills; all regions where grapes are produced. Vine mealybug produces honeydew that coats bunches and ruins fruit, reduces sugar levels at harvest, serves as an infection point for neighboring vineyards and can transmit diseases like the leaf roll virus. Current control programs contain several different components, however these materials are not always effective. Effective products, such as Lorsban (chlorpyrifos), are under additional regulatory scrutiny with use restrictions making it more difficult to use.” CA Grape & Tree Fruit League<sup>22</sup>

“University of California research has shown that sulfoxaflor is effective in controlling Asian citrus psyllid, citricola scale, and citrus leaf miner. If left uncontrolled, these insects can reduce the vigor of trees or scar the fruit. These effects reduce productivity and the quality of fruit leading to less revenue per acre and lower fruit prices. In the case of Asian citrus psyllid, failure to control this insect will result in the loss of the California citrus industry. Additionally, sulfoxaflor will be valuable to growers because it can be used to help manage citricola scale resistance to chlorpyrifos.” CA Citrus Quality Council<sup>23</sup>

“Lygus, also known as tarnished plant bug, is a key pest of U.S. cotton. In fact, it is known to be the second most damaging insect pest to the crop and the primary insect pest of cotton in the Mid-South. The bug if left uncontrolled is known to cause near total crop loss. The pest has also become resistant to multiple existing classes of pesticides. Without multiple modes of action that include sulfoxaflor, we are developing more resistance and weakening farmers’ abilities to keep up with pests. The end result is the use of additional pesticides and higher costs to produce crops.” Agricultural Council of Arkansas<sup>24</sup>

“There is a significant need for new products for insect pest management in Florida strawberries. Flower thrips, mainly *Frankliniella* spp., can be major pests, particularly during peak production (February and March). Flowers are damaged, fruit-set is reduced, and developing berries are bronzed. Radiant®SC (spinetoram) has been heavily relied on for flower thrips control in recent years, leading to resistance and reported poor efficacy. Thrips management practices in FL strawberries are facing further challenges by chilli thrips, *Scirtothrips dorsalis*. It is an early season (November) foliage and fruit pest, with populations reaching high levels under warmer than normal temperatures – as

<sup>20</sup> John Palumbo, U AZ, Docket # EPA-HQ-2010-0889-0007

<sup>21</sup> Terry Humfeld, The Cranberry Institute, Docket # EPA-HQ-2010-0889-0507

<sup>22</sup> Marcy Martin, CA Grape & Tree Fruit League, Docket # EPA-HQ-2010-0889-0312

<sup>23</sup> James Cranney, CCQC, Docket # EPA-HQ-2010-0889-0319

<sup>24</sup> Andrew Grobmyer, Ag Council of AR, Docket # EPA-HQ-2010-0889-0423

Page 16 of 30

Registration Number: 62719-625, 62719-623, 62719-631

Petition Number: 4F8237

Decision Number: 498461, 498464, 486818, 486820, 486821, 486823, 498460, 498463, 498465, 501846, 501847

experienced this past growing season. Many of the same products are used for flower and chilli thrips, and if chilli thrips populations are high, few applications of effective products remain for later season flower thrips control. Closer@SC was an effective product for thrips control in strawberries.” UF Gulf Coast Research and Education Center<sup>25</sup>

#### **IV. Sulfoxaflor is highly selective to pests, and less disruptive to beneficial arthropods.**

While sulfoxaflor will control challenging pests, researchers and crop consultants have informed EPA that sulfoxaflor does not “flare” spider mites as do some organophosphates like acephate, nor does it flare aphids as pyrethroids are known to do. The word “flare” is short for “flare-up” and in agriculture refers to a pest outbreak getting much worse due to the loss of natural predators from a pesticide application. Researchers at LSU, MSU, WSU, UC Davis,<sup>26</sup> and others have observed that sulfoxaflor has low impact on lady beetle larvae and other beneficial insects. Protecting biocontrol efforts by using a compound like sulfoxaflor that has less impact on beneficial predatory beetles and mites, and parasitic wasps, helps to reduce treatment needs for later season damaging pests such as armyworms, spider mites and aphids. Table 3 provides additional information from growers and researchers.

**Table 3. Sulfoxaflor has a favorable profile for beneficial arthropods**

Another consequence of the increased applications needed to manage insecticide resistant tarnished plant bug is outbreaks of spider mites. Twospotted spider mite has become a season long pest of cotton in Mississippi. The increased incidence of acaricide applications targeting spider mites has coincided with the occurrence of insecticide resistance in tarnished plant bug and there is a strong correlation between the numbers of applications for spider mites and the numbers of applications for tarnished plant bug. Increased applications with high rates of broad spectrum insecticides such as pyrethroids, organophosphates, and neonicotinoids eliminate natural enemy complexes in cotton and create an ideal environment for outbreaks of spider mites. Research by a recent graduate student in Mississippi showed that foliar applications of neonicotinoids, pyrethroids, and organophosphates can flare spider mites in cotton. This has created an additional input cost for growers in the Delta regions of the Mid-South. Mississippi State University<sup>27</sup>

“First generation pecan grower here in central GA. Sulfoxaflor has been very helpful to my operation. It does not harm beneficials I see in the orchard like lady bugs. The pest it does target is Black Pecan Aphid, which can shed almost all the leaves off a pecan tree if left uncontrolled.” Georgia Pecan Grower<sup>28</sup>

<sup>25</sup> Justin Renkema, UF, Docket # EPA-HQ-2010-0889-0534

<sup>26</sup> EPA-HQ-OPP-2010-0889-59, -62, -266, -278

<sup>27</sup> Jeffrey Gore, MSU, Docket # EPA-HQ-2010-0889-0163

<sup>28</sup> C. Anderson, GA, Docket # EPA-HQ-2010-0889-0413

Page 17 of 30

Registration Number: 62719-625, 62719-623, 62719-631

Petition Number: 4F8237

Decision Number: 498461, 498464, 486818, 486820, 486821, 486823, 498460, 498463, 498465, 501846, 501847

“Sulfoxaflor has also been a key product for growers to use in cotton production to fight piercing sucking insects like aphids. Growers who have applied this chemistry have preserved their beneficial insect population throughout their fields and obtained great control of the target pests.” Agronomist, Texas<sup>29</sup>

“Farmers are strong advocates of protecting the ecology in their crops. They are diligent in their efforts to protect non-target organisms. The value of Sulfoxaflor in our research trials is that it has a very limited impact on beneficial arthropods. Removing this product will force cotton and citrus producers to rely on broader spectrum insecticides that often lead to secondary pests outbreaks resulting in additional insecticide applications adding to production cost and exposure of non-target organisms to these insecticides.” Extension Specialist, TX A&M<sup>30</sup>

#### V. **Sulfoxaflor is compatible with Integrated Pest Management (IPM) and Insect Resistance Management (IRM) programs.**

Sulfoxaflor has been highlighted as extremely compatible with growers’ IPM practices. Under the initial registration in 2013, sulfoxaflor had been incorporated into many IPM programs. Due to the availability of sulfoxaflor granted to cotton growers by EPA under the provisions of FIFRA section 18 emergency exemption authorizations, a researcher reported to EPA that: “Because of its high level of efficacy, relative safety to beneficial arthropods and pollinators, and protection of cotton yields, Transform has become the foundation of the insecticide component of Missouri’s overall IPM program.”<sup>31</sup>

Table 4 captures interest in sulfoxaflor from various IPM and IRM programs around the US.

<b>Table 4. Sulfoxaflor fits well in IPM and IRM programs</b>
“Having access to a new class of chemistry without cross resistance to other classes is very important to minimizing downside risks of resistance and is also in the public’s interest.” Arizona Pest Management Center <sup>32</sup>
“Sulfoxaflor is a much needed tool in our pest management programs. Sulfoxaflor is soft on beneficial insects, importantly, does not flare secondary pests, and has the potential to reduce overall number of pesticide applications in our programs.” Aurora Cooperative, Nebraska <sup>33</sup>
“...there is a need for a product with the attributes of sulfoxaflor for cotton IPM in the SJV. My research has shown a high level of activity against both lygus bugs and cotton aphids. The unique mode of action and new class of chemistry are definite advantages for resistance management and key for

<sup>29</sup> Docket # EPA-HQ-2010-0889-0458

<sup>30</sup> Texas A&M, Docket # EPA-HQ-2010-0889-0468

<sup>31</sup> Moneen Jones, U of MO, Fisher Delta Research Center, Docket # EPA-HQ-2010-0889-0495

<sup>32</sup> Peter Ellsworth, AZ Pest Management Center, Docket # EPA-HQ-2010-0889-0380

<sup>33</sup> Dawn Caldwell, Aurora Cooperative, Docket # EPA-HQ-2010-0889-0498

Page 18 of 30

Registration Number: 62719-625, 62719-623, 62719-631

Petition Number: 4F8237

Decision Number: 498461, 498464, 486818, 486820, 486821, 486823, 498460, 498463, 498465, 501846, 501847

prolonging the effectiveness of other registered products. Sulfoxaflor has less impact on populations of natural enemies than the other insecticides used for lygus bug management (pyrethroids) and protecting these beneficials helps to keep other arthropod pest populations in check (late-season spider mites, beet armyworms, whiteflies, etc.). This helps to reduce treatment needs for these pests.” University of California, Davis<sup>34</sup>

“As part of a successful integrated pest management program I always recommend a strong rotation program that uses molecules from different mode of action groups. I believe Isoclast\* containing products could be an important part of a strong rotation that is useful to manage greenhouse pests of ornamental plants grown in greenhouses. Especially for ornamentals there are relatively few new products coming into the market which makes establishing a strong rotation program very difficult.” Ohio State University<sup>35</sup>

\*Isoclast is another name for sulfoxaflor

“Last year, pyrethroid resistance was reported to University of Minnesota Extension over a large area of the state. Testing by university personnel confirmed this resistance. Two other insecticide groups (organophosphates and neonicotinoids} are also used for aphid control in Minnesota soybeans. The primary organophosphate used by Minnesota soybean farmers, chlorpyrifos, is effective, but has a short residual control period, which may allow aphids to reach economic levels a second time during aphid outbreaks.”

“Research presented and published by the University of Minnesota found sulfoxaflor to be effective in controlling soybean aphids and is less toxic to beneficial insects' than other effective insecticides. This product would enhance soybean aphid control, provide assistance in developing an effective insecticide resistance management program, and enhance biological control by limiting damage to aphid predators. Sulfoxaflor would provide an additional effective chemistry for aphid management that could improve insecticide resistance management programs. The ability for Minnesota soybean growers to use sulfoxaflor as a management tool for soybean aphids would provide significant and widespread economic and environmental benefits to Minnesota as a whole.”

Minnesota Soybean Growers Association<sup>36</sup>

With the unique chemistry and lack of cross-resistance to the neonicotinoids and other insecticides, sulfoxaflor can be a very valuable tool in managing pesticide resistance. Sulfoxaflor product labels display the Mode of Action identifier and best management practice statements designed to help mitigate pest resistance that is consistent with the EPA's 2017 Pesticide Registration Notice on pesticide resistance management labeling.<sup>37</sup>

## **VI. Sulfoxaflor has a better ecological and human health profile than the alternatives.**

<sup>34</sup> Larry Godfrey, UC Davis, Docket # EPA-HQ-2010-0889-0278

<sup>35</sup> Luis Canas, OSU, Docket # EPA-HQ-2010-0889-0502

<sup>36</sup> Paul Freeman, MSGA, Docket # EPA-HQ-2010-0889-0561

<sup>37</sup> <https://www.epa.gov/pesticide-registration/prn-2017-1-guidance-pesticide-registrants-pesticide-resistance-management>

Page 19 of 30

Registration Number: 62719-625, 62719-623, 62719-631

Petition Number: 4F8237

Decision Number: 498461, 498464, 486818, 486820, 486821, 486823, 498460, 498463, 498465, 501846, 501847

In BEAD's most refined query that is crop and pest-spectrum specific to sulfoxaflor, the six identified alternatives listed below are the most commonly used broad-spectrum insecticides currently registered for the proposed uses of sulfoxaflor and they account for 65% of the total acreage treated in those crops targeting sulfoxaflor's target pest spectrum.

1. Lambda-cyhalothrin (pyrethroid)
2. Bifenthrin (pyrethroid)
3. Chlorpyrifos (organophosphate)
4. Acephate (organophosphate)
5. Dicrotophos (organophosphate)
6. Imidacloprid (neonicotinoid)

EFED provided a hazard comparison of these six insecticides to sulfoxaflor, see EFED memorandum dated July 10, 2019, DP452640. This memorandum is included as an addendum to this decision document.

Sulfoxaflor's toxicity to non-target organisms is generally much lower than the toxicity of these alternatives and in some cases by many orders of magnitude lower. It is particularly noteworthy that sulfoxaflor presents no acute or chronic risk to aquatic animals or plants. It is very unusual for an insecticide to pose no acute or chronic risk of concern to aquatic invertebrates.

Sulfoxaflor is truly unique in this regard. It also poses no acute or chronic risk of concern to fish. The comparison of sulfoxaflor's toxicity endpoints for these taxa to the endpoints of the six alternatives underscores the wide spectrum of difference between these different insecticides.

An excellent example is the following comparison of the acute LC<sub>50</sub> (µg a.i./L) endpoint for freshwater invertebrates:

Chemical	Freshwater Invertebrate Acute LC <sub>50</sub> (µg a.i./L)
Sulfoxaflor	>4000000
Lambda-cyhalothrin	0.0003
Bifenthrin	0.00049
Chlorpyrifos	0.06
Imidacloprid	0.77
Dicrotophos	12.6
Acephate	26

This table indicates that lambda-cyhalothrin is the most toxic chemical to freshwater invertebrates because the acute lethal concentration is only 0.0003 µg/a.i./L. This means it takes only 0.0003 micrograms of lambda-cyhalothrin in a liter of water to kill 50% of a test population of a freshwater invertebrate. The contrast to sulfoxaflor is dramatic since it would take >4,000,000 micrograms of sulfoxaflor to kill 50% of the same population. A similar example is the acute LC<sub>50</sub> endpoint for freshwater fish:

Page 20 of 30

Registration Number: 62719-625, 62719-623, 62719-631

Petition Number: 4F8237

Decision Number: 498461, 498464, 486818, 486820, 486821, 486823, 498460, 498463, 498465, 501846, 501847

<b>Chemical</b>	<b>Freshwater Fish Acute LC<sub>50</sub> (µg a.i/L)</b>
Sulfoxaflor	>363000
Lambda-cyhalothrin	0.029
Bifenthrin	0.15
Chlorpyrifos	1.8
Imidacloprid	229000
Dicrotophos	5700
Acephate	25000

In this case, lambda-cyhalothrin is again the most toxic compared to the other six insecticides and sulfoxaflor is the least toxic.

The sulfoxaflor chronic endpoints for freshwater organisms, and the acute and chronic endpoints for estuarine and marine organisms compare similarly to those shown above in that sulfoxaflor exhibits lower toxicity compared to the alternatives.

For terrestrial organisms, sulfoxaflor has a better toxicity profile for birds across nearly all endpoints, including the acute oral LD<sub>50</sub>, the acute dietary LC<sub>50</sub>, and the reproductive NOAEC. An example of this comparison of sulfoxaflor's low toxicity to birds compared to the six alternatives is shown in the following table of the acute dietary LC<sub>50</sub> (mg a.i./kg-diet) for each of the chemicals:

<b>Chemical</b>	<b>Avian Acute Dietary LC<sub>50</sub> (mg a.i./kg-diet)</b>
Sulfoxaflor	>5620
Lambda-cyhalothrin	3948
Bifenthrin	1280
Chlorpyrifos	136
Imidacloprid	1536
Dicrotophos	13
Acephate	42

For terrestrial mammals, sulfoxaflor is far less toxic than the six alternative insecticides when comparing the acute oral LD<sub>50</sub> (the lethal dose in milligrams active ingredient per kilogram of body weight, ie. mg a.i./kg-bw) values:

<b>Chemical</b>	<b>Mammalian Acute Oral LD<sub>50</sub> (mg a.i./kg-bw)</b>
Sulfoxaflor	750
Lambda-cyhalothrin	56

Page 21 of 30

Registration Number: 62719-625, 62719-623, 62719-631

Petition Number: 4F8237

Decision Number: 498461, 498464, 486818, 486820, 486821, 486823, 498460, 498463, 498465, 501846, 501847

Bifenthrin	53.8
Chlorpyrifos	118
Imidacloprid	424
Dicrotophos	8.0
Acephate	15.6

### Impact on Pollinators:

EPA recognizes that honey bees are the most important managed pollinators in the U.S. Honey bees enable the production of at least 90 commercially grown crops when utilized by commercial beekeepers to provide pollination services.<sup>38</sup> In the U.S., commercial beekeeping adds between \$15 and \$20 billion in economic value to agriculture each year.<sup>39</sup> Other managed pollinators utilized by growers include alkali bees, leaf-cutting bees and bumblebees. EPA believes that sulfoxaflor has less of an impact on bees than its main alternatives.

A full comparison of honeybee toxicity for sulfoxaflor and its main alternatives cannot be made because EPA does not yet have all the data for the other insecticides. For example, only sulfoxaflor has the Tier I larval toxicity study. Sulfoxaflor as well as the alternatives, are characterized as acutely toxic by contact exposure, as shown in the table below.

Chemical	Acute Contact LD <sub>50</sub> (µg/bee)
Sulfoxaflor	0.130
Lambda-cyhalothrin	0.038
Bifenthrin	0.015
Chlorpyrifos	0.059
Imidacloprid	0.043
Dicrotophos	0.76
Acephate	1.2

The formulation-specific RT<sub>25</sub> values, are available for products containing four of the alternatives. Sulfoxaflor formulated as Transform WG and Closer SC has a much shorter RT<sub>25</sub> value than the other products suggesting that it dissipates from treated foliage in the field faster than the registered alternatives.

Chemical	RT <sub>25</sub> (hours)
Sulfoxaflor	<3
Lambda-cyhalothrin	54
Bifenthrin	24 - 48

<sup>38</sup> [https://www.whitehouse.gov/sites/whitehouse.gov/files/images/Blog/PPAP\\_2016.pdf](https://www.whitehouse.gov/sites/whitehouse.gov/files/images/Blog/PPAP_2016.pdf)

<sup>39</sup> <http://cues.cfans.umn.edu/old/pollinators/pdf-value/EconomicValueCommercialBeekeeping.pdf>



Page 22 of 30

Registration Number: 62719-625, 62719-623, 62719-631

Petition Number: 4F8237

Decision Number: 498461, 498464, 486818, 486820, 486821, 486823, 498460, 498463, 498465, 501846, 501847

Chlorpyrifos	>24
Imidacloprid	8
Dicrctophos	No data available
Acephate	No data available

In addition, DAS has submitted 16 field trials that analyzed sulfoxaflor residues in pollen and nectar for multiple crops. Given the short persistence of sulfoxaflor in pollen and nectar (dissipation half-life values are typically 2 days or less), sulfoxaflor is not expected to sequentially accumulate in pollen and nectar with repeated applications based on the proposed application intervals. Pollen and nectar residue data are available for imidacloprid but are not available for the other alternatives.

Additionally, the studies show that when sprayed directly on foraging honey bees, the impacts of sulfoxaflor was short-lived (3 days or less) and long-term effects on the colonies was not indicated. Residues of sulfoxaflor in pollen and nectar also tended to be short-lived, disappearing by 50% or more usually within 2 days or less. The importance of honey bees and other pollinators to the U.S. food supply, and the significant value of pollination services warrants the registration of crop protection pesticides that improve the existing risk situation for bees. EPA believes that sulfoxaflor is better for bees than the registered alternatives.

### **Synergy – Patent Information**

DAS conducted a United States patent search and information retrieval for any patents making assertions of “greater than additive” (GTA) interactions of sulfoxaflor when mixed with other pesticidal active ingredients. The search was a generalized search for assertions of mixtures with any pesticide active ingredients and so was not limited to a specific set of combinations with other active ingredients. The patent search returned 85 related results and all 85 were determined to not be relevant to the ecological risk assessment based on the relevancy criteria.

For 83 of 85 (98%) of these patents, at least one relevancy criterion was not met, and therefore these patents were not further considered. Two additional patents (US7960354B2 and US8685423B2) were determined to meet all relevancy criteria. For each of these patents, EFED evaluated the reported supporting effects data to determine if the information available from the patent could support a statistical comparison of empirical mixture results with those expected for the mixture under an assumption of additivity.

Following this evaluation, EFED concluded these patent data sets do not warrant a consideration of the quantitative impact on the ecological risk assessment due to their insufficiency to support such an analysis.



Page 23 of 30

Registration Number: 62719-625, 62719-623, 62719-631

Petition Number: 4F8237

Decision Number: 498461, 498464, 486818, 486820, 486821, 486823, 498460, 498463, 498465, 501846, 501847

### **Data Gaps**

There are no data gaps for sulfoxaflor.

### **Regulatory Rationale**

EPA is unconditionally granting new uses for sulfoxaflor under section 3(c)(5) of FIFRA. The entirely new uses are alfalfa, corn, cacao, grains (millet, oats), pineapple, sorghum, teff, teosinte and tree plantations. The new uses that had previously been granted and vacated are citrus, cotton, cucurbits, soybeans and strawberry. This regulatory action adds these crops to the labels for Transform WG (EPA Registration No. 62719- 625), Closer SC (EPA Registration No, 62719-623) and Sulfoxaflor Technical (EPA Registration No. 62719-631). EPA is also granting amendments to the Transform WG and Closer SC labels that remove certain restrictions.

The regulatory decision for these crops is supported by the conclusion that the benefits of sulfoxaflor outweigh the risks as discussed below.

- In addition to bees foraging on the treated field, bees may also be foraging on blooming plants adjacent to the treated fields. In these situations, bees may become exposed through interception of pesticide spray droplets that drift off site during application. Since the drift of ground and aerial sprays declines exponentially with distance from the treated field, the highest off-field exposures occur at the near edge of treated fields. EPA determined that for Closer SC applied at the maximum rate of 0.09 lb a.i./A, the acute risk LOC is exceeded for bees potentially foraging in sites ranging up to 2 feet from the treated field during a ground application to 12 feet during an aerial application. Furthermore, Transform WG is roughly 50% less toxic on an acute contact exposure basis than Closer SC; therefore, the distances at which the acute contact risk LOC is exceeded will be shorter for Transform WG at the maximum application rate of 0.09 lb a.i./A. As noted, the risk is *potential* as bees will only be exposed if there is blooming vegetation that attracts them within the 2 -12 foot off-field distances. Additionally, the labels include spray drift mitigation requirements to limit drift. At this time, the alternative chemicals do not have on-field buffers although off-field risk assessments for bees have been conducted for the four neonicotinoid insecticides. In comparison to sulfoxaflor, the calculated buffers for which there is an LOC exceedance off the field for imidacloprid have a ground range of 62-66 feet and an aerial (depending on droplet size) range of 141-381 feet. These buffers are substantially larger than the 2-12 feet for sulfoxaflor. The alternative insecticides, including imidacloprid, do not currently have on-field buffers. Considering this and the information noted above, EPA is removing the requirement for a 12 foot down-wind, on-field aerial buffer from the Closer SC and Transform WG labels.

Page 24 of 30

Registration Number: 62719-625, 62719-623, 62719-631

Petition Number: 4F8237

Decision Number: 498461, 498464, 486818, 486820, 486821, 486823, 498460, 498463, 498465, 501846, 501847

- Grains, such as millet, oats and teff, are not considered honey bee attractive. Off-field risk is considered minimal because the maximum application rate is 0.043 lb a.i./A which is half the rate discussed above. The target pests are aphids, including Russian wheat aphid and greenbug which have been problematic for growers in the past. Sulfoxaflor will add a new mode of action against the aphids and will fit well into IPM and IRM programs. EPA concludes that the risk to bees is minimal when sulfoxaflor is used on these grain crops and the benefits outweigh the risk. The FIFRA standard is met for the registration of sulfoxaflor on millet, oats and teff.
- The risk estimate for honey bees is below the LOC for the use of sulfoxaflor on: corn (including teosinte), cotton and sorghum. Off-field risk is considered minimal because the maximum application rate for corn and sorghum is 0.043 lb a.i./A and is 0.07 lb a.i./A for cotton, which is less than the rate of 0.09 lb a.i./A discussed above and would result in lower risk to bees.

Furthermore, registering sulfoxaflor on these crops will provide a new mode of action against the emergency exemption pests (e.g. Tarnished plant bug, Sugarcane aphid) and other problematic pests. Sulfoxaflor has a better ecological profile compared to the registered alternatives used on these crops, such as organophosphates (e.g. chlorpyrifos), pyrethroids (e.g. lambda-cyhalothrin) and neonicotinoids (e.g. imidacloprid). These alternatives are highly toxic to bees and are generally applied more frequently and at higher rates than sulfoxaflor. For example, the total amount of acephate that may be applied to cotton to control aphids is 4 lbs a.i./A/year versus 0.266 lbs a.i./A/year for sulfoxaflor. The higher rates and/or more frequent applications of the alternatives put bees at a higher risk of exposure. Additionally, as discussed above, studies suggest that sulfoxaflor dissipates fairly quickly in the field.

Given that sulfoxaflor provides high benefits to growers, especially of cotton and sorghum who are facing very challenging pests, and that use of sulfoxaflor on these crops is below the LOC for nontarget organisms, including bees, EPA finds that the benefits outweigh the risks. The FIFRA standard is met for registration of sulfoxaflor on corn, cotton and sorghum.

- The risk estimate for honey bees is above the LOC for alfalfa, cacao, citrus, cucurbits, pineapple, soybeans and strawberry. The regulatory rationale for registering these crops is based on the following:
  - Alfalfa: alfalfa is cut multiple times/season, generally before bloom. Sulfoxaflor is limited to two applications/cutting and has a maximum application rate of 0.09 lb/a.i./A with a maximum of 0.266 lb a.i./A/year, limiting sulfoxaflor to only 3 applications/acre/year at the maximum rate. The maximum application rate of 0.09 lb a.i./A is used against Lygus bugs (“Tarnished plant bug”) but when used to control aphids, the maximum application rate for sulfoxaflor is 0.031 lb a.i./A. As discussed

Page 25 of 30

Registration Number: 62719-625, 62719-623, 62719-631

Petition Number: 4F8237

Decision Number: 498461, 498464, 486818, 486820, 486821, 486823, 498460, 498463, 498465, 501846, 501847

above, the off-field risk of sulfoxaflor when used at the maximum rate just for Lygus, poses a risk if bees are foraging downwind on blooming plants 2 -12 feet off the treated field. This risk is acknowledged but judged to be minimal since any blooming plants are likely to be random and scattered within this relatively small area ( $\leq 12$  feet).

Alfalfa grown for seed is a very specialized crop whose growers utilize alkali bees and imported leaf-cutter bees. While not required, growers often apply insecticides at night to protect these specialized bees. This practice is protective of other bees as well. For several years, alfalfa seed growers have struggled to control Lygus bugs and Washington state growers sought and were granted an emergency exemption to use sulfoxaflor against this pest since they were faced with significant economic damage to their crop. Sulfoxaflor will be a new mode of action for alfalfa growers and can be used as an alternative to organophosphates, carbamates, pyrethroids and neonicotinoids. Since the growing practices for alfalfa and alfalfa grown for seed generally limit exposure to bees from pesticide applications and since sulfoxaflor has a much better ecological profile than the alternatives and is the most efficacious insecticide against Lygus bugs, EPA finds that the benefits of sulfoxaflor outweigh the risks. The FIFRA standard is met for registering sulfoxaflor on alfalfa.

- Cacao: cacao is a very minor crop in the US, grown commercially on about 100 acres on Hawaii. Sulfoxaflor is being registered on cacao for only one pest, the Black citrus aphid, which is the most common aphid pest of cacao world-wide.<sup>40</sup> The maximum application rate is low, limited to 0.038 lb a.i./A, and a 28-day interval must be observed between applications. Sulfoxaflor provides another mode of action for control of this aphid. The low rate indicates that there is low potential for off-field risk to bees. Sulfoxaflor will be a useful tool for growers of this specialty crop; therefore, EPA concludes that the benefits outweigh the risk. The FIFRA standard is met for registering sulfoxaflor on cacao.
- Citrus: citrus growers have a critical need for sulfoxaflor to combat the Asian citrus psyllid (ACP). The sulfoxaflor labels limit applications when the crop is attractive to honey bees to only one application between three days before bloom and until after petal fall, which reduces the exposure to bees. Sulfoxaflor will provide citrus growers with a new mode of action against this and other serious pests of citrus. It will be an alternative to more toxic compounds, including organophosphates, neonicotinoids, abamectin and pyrethroids. The citrus industry in the US is in a desperate situation in Florida from the ACP and other pests, and citrus in Texas and California are threatened. Growers have relied on alternative insecticides, such as neonicotinoids and organophosphates, that are more toxic to non-target organisms

---

<sup>40</sup> <https://www.cabdirect.org/cabdirect/abstract/19770544274>

Page 26 of 30

Registration Number: 62719-625, 62719-623, 62719-631

Petition Number: 4F8237

Decision Number: 498461, 498464, 486818, 486820, 486821, 486823, 498460, 498463, 498465, 501846, 501847

than sulfoxaflor. The benefits to this industry outweigh the risk and EPA concludes that the FIFRA standard is met for registration of sulfoxaflor on citrus.

- Cucurbits: Cucurbit vegetables are indeterminate bloomers, meaning they bloom continuously, making at-bloom restrictions impractical and therefore treatments are expected to cause some exposure to bees. The maximum application rate for sulfoxaflor on cucurbits is 0.071 lbs. a.i./A. It may be applied up to four times and has a seven-day interval between applications. Pollen and nectar residue trials conducted in France, Germany and the US showed 29 out of 32 samples below the “no observed effect level.” The residues declined within three days; therefore, with the seven-day application interval, accumulation is unlikely across multiple applications. Sulfoxaflor targets aphids and whiteflies on cucurbits, both of which are able to develop resistance fairly rapidly, thus, the new mode of action will fit well with IRM programs. Sulfoxaflor will also be an alternative to neonicotinoids and pyrethroids which have a more toxic ecological profile to other species. As noted above, sulfoxaflor is not as harsh on beneficial insects such as predatory beetles (e.g. ladybugs) which prey on aphids, and will fit well into IPM strategies. EPA concludes that the benefits of using sulfoxaflor outweigh the risks, especially compared to the alternative pesticides. The FIFRA standard is met for registration of sulfoxaflor on cucurbits.
- Pineapple: The target pest for sulfoxaflor is mealybugs which vector “Pineapple Mealybug Wilt Associated Virus.” Sulfoxaflor is limited to two applications per year on pineapple. It will be an alternative to the organophosphates; malathion and diazinon, as well as to pyrethroid insecticides. As discussed above, these compounds are more toxic to nontarget organisms than sulfoxaflor. Pineapple is a very minor crop in the US and growers would benefit from another tool to combat mealybugs. EPA concludes that the FIFRA standard is met for the registration of sulfoxaflor on pineapple.
- Soybeans: The main target pest for sulfoxaflor is the soybean aphid and the maximum application rate is just 0.031 lb ai/A. Sulfoxaflor will be an alternative to more toxic compounds such as lambda-cyhalothrin (a pyrethroid), chlorpyrifos (an organophosphate) and neonicotinoids for soybean aphid. The US soybean growers need another tool to help control this aphid pest. The unique mode of action that sulfoxaflor will provide benefit the growers. While soybeans are attractive to bees, the low rate and 14-day interval between applications help minimize the risk. EPA concludes that the benefits of registering sulfoxaflor on soybeans outweigh the risks and the FIFRA standard is met.
- Strawberry: like cucurbits, strawberries are an indeterminate-blooming crop and at-bloom restrictions are impractical. Alternatives to sulfoxaflor include malathion (an

Page 27 of 30

Registration Number: 62719-625, 62719-623, 62719-631

Petition Number: 4F8237

Decision Number: 498461, 498464, 486818, 486820, 486821, 486823, 498460, 498463, 498465, 501846, 501847

organophosphate) and pyrethroids but these insecticides are no longer effectively controlling Lygus bugs. Since sulfoxaflor is very effective against this pest, California growers were granted an emergency exemption to use sulfoxaflor against Lygus. These growers documented that the registered alternatives were not effective and that they were facing a significant economic loss of at least 20% without the use of sulfoxaflor. Sulfoxaflor has a better ecological profile than these alternatives and will provide high benefit to strawberry growers in the US. In light of these conclusions, EPA believes that the FIFRA standard is met for registering sulfoxaflor on strawberries.

With this regulatory decision, EPA is also removing the 2016 restriction against use on crops grown for seed. The pollinator protective restrictions that are present on some crops (e.g. canola) apply whether the crop is grown for seed or for commodity harvest. The alternative chemicals are not restricted from use on crops grown for seed and they pose a higher ecological risk to non-target organisms than does sulfoxaflor.

EPA is also removing the limitation to post-bloom applications only that was imposed in 2016 on canola, fruiting vegetables, ornamentals, pome fruit, potato, and succulent and dry beans, for the following reasons:

- The use of sulfoxaflor on canola and pome fruit is below the LOC.
- The use on ornamentals during bloom is limited to one application only.

The use on fruiting vegetables and potato is above the LOC but fruiting vegetables (except okra) and potato (except sweet potato) are not particularly attractive to honey bees. The Tier I risk slightly exceeds the chronic oral LOC (sweet potato RQ = 3.7, okra RQ = 8.4). The use on succulent and dry beans also exceeds the LOC, however the estimated risk broadly covers a large number of varieties (crops) in this category. There are over 30 minor varieties listed on the Transform label and the attractiveness and bloom duration is highly variable across this category. The maximum application rate for sulfoxaflor on all these crops is low for aphid control, at only 0.031 lb a.i./A and for plant bugs, it is 0.071 lb a.i./A. The registered alternative insecticides used on succulent and dry beans include organophosphates, neonicotinoids and pyrethroids which have more toxic ecological profiles than sulfoxaflor.

- Registering sulfoxaflor with restrictions may limit the ability of some growers to use a new tool against challenging pests and cause them to rely on the more toxic alternatives. Additionally, sulfoxaflor presents less risk to beneficial arthropods (predatory mites, beetles etc) than the registered alternatives and so will fit well into IPM programs that strive to maintain healthy populations of these biocontrol species.

Page 28 of 30

Registration Number: 62719-625, 62719-623, 62719-631

Petition Number: 4F8237

Decision Number: 498461, 498464, 486818, 486820, 486821, 486823, 498460, 498463, 498465, 501846, 501847

Finally, EPA is also removing the 2016 restriction against tank mixing. EPA has received information that indicates there is no additive risk when sulfoxaflor is tank mixed with other compounds. EPA's review of this information is documented in "Response to the Patent Search for Possible Claims of GTA Effects in Support of the Section 3 Environmental Fate and Ecological Risk Assessment for Sulfoxaflor" DP453000, July 2, 2019.

The database for sulfoxaflor submitted to support the assessment of human health risk is sufficient for a full hazard evaluation and is considered adequate to evaluate risks to infants and children. The Agency has not identified any risks of concern to human health, including all population subgroups, or for occupational handlers. The assessment is conservative.

The ecological risk assessment is conservative and overall presents a low risk to aquatic and terrestrial organisms. The database on pollinators is robust, the Tier I data set is complete. The Tier II data set includes semi-field (tunnel) studies, colony-feeding studies and field trials of residues in nectar and pollen. As discussed above, the relatively large suite of sulfoxaflor Tier II studies and with consideration of the conservative assumptions regarding exposure (e.g., colonies get 100% of their diet from the treated crop) used in the risk assessment, the requirement for a full field study has been waived. EPA believes that a full-field study will not add meaningful input to our conclusions.

The formulated products each have a residual toxicity time ( $RT_{25}$ ) of  $< 3$  hours. Furthermore, the relatively short persistence of sulfoxaflor in pollen and nectar is expected to reduce the duration of exposure of bees. With the remaining label restrictions, EPA has determined that the risk to bees and other nontarget organisms is not unreasonable when balances against the benefits that sulfoxaflor will provide.

EPA has determined that the composition of the sulfoxaflor registration warrants the proposed claims and that the labeling for Transform WG and Closer SC comply with the requirements of FIFRA. EPA has also determined that sulfoxaflor will perform its intended function without unreasonable adverse effects on the environment. EPA finds that when used in accordance with widespread and commonly recognized practices, sulfoxaflor will not generally cause unreasonable adverse effects on the environment. Therefore, EPA is unconditionally granting the new uses for sulfoxaflor as described above and approving the amended labeling as described above, under section 3(c)(5) of FIFRA.

### **Mitigation and Labeling Requirements:**

1. There are no label changes required for protection of applicators or workers.
2. The Transform WG label contains the following language for protection of applicators:



Page 29 of 30

Registration Number: 62719-625, 62719-623, 62719-631

Petition Number: 4F8237

Decision Number: 498461, 498464, 486818, 486820, 486821, 486823, 498460, 498463, 498465, 501846, 501847

- Applicators and other handlers must wear: Long-sleeved shirt and long pants, shoes plus socks, protective eyewear.
  - Do not enter or allow worker entry into treated areas during the restricted entry interval (REI) of 24 hours.
3. The Closer SC label contains the following language for protection of applicators:
    - Applicators and other handlers must wear: Long-sleeved shirt and long pants, shoes plus socks.
    - Do not enter or allow worker entry into treated areas during the restricted entry interval (REI) of 12 hours.
  4. The following text must appear in the Environmental Hazards Statement on both Transform WG and Closer SC:

“This product is highly toxic to bees and other pollinating insects exposed to direct treatment or to residues in/on blooming crops or weeds. Protect pollinating insects by following label directions intended to minimize drift and reduce pesticide risk to these organisms.”
  5. To limit spray drift, the Directions for Use requires medium or coarser spray nozzles; a boom height of <4 feet is specified for ground applications; and aerial applications are limited to a height no greater than 10 feet above the crop. Applications are prohibited when the wind speed exceeds 10 miles per hour.
  6. The following crop-specific restrictions requested by DAS to protect pollinators are included in the Directions for Use:
    - Citrus: Only one application is allowed between 3 days before bloom and until after petal fall per year
    - Ornamentals: Do not make more than one application during bloom. The single application during bloom must not exceed a rate of 0.071 lb ai/acre.
    - Pome Fruit, Stone Fruit, Tree Nuts and Pistachio: Do not apply this product any time between 3 days prior to bloom and until after petal fall.
    - Small Fruit Vine Climbing & Low Growing Berry, Tree Plantations: Do not apply this product any time between 3 days prior to bloom and until after petal fall.
  7. Labeling recommendations that are intended to increase awareness and promote pollinator protection through communication have been added to the labels for both products. Additionally, EPA has heard from beekeepers, growers and state lead agencies that products with low residual toxicity (referred to as RT<sub>25</sub> data) could be used during

Page 30 of 30

Registration Number: 62719-625, 62719-623, 62719-631

Petition Number: 4F8237

Decision Number: 498461, 498464, 486818, 486820, 486821, 486823, 498460, 498463, 498465, 501846, 501847

bloom and lead to little harm to managed pollinators. Both sulfoxaflor products have low residual toxicity and the RT<sub>25</sub> has been added to the labels.

“Notifying known beekeepers within 1 mile of the treatment area 48 hours before the product is applied will allow them to take additional steps to protect their bees. Also, limiting application to times when managed bees and native pollinators are least active, *e.g.* 2 hours prior to sunset or when the temperature is below 50°F at the site of application will minimize risk to bees.”

“The RT<sub>25</sub> for this product is less than or equal to 3 hours.”

8. The following restrictions required in October 2016 are removed: prohibition of use on crops grown for seed, a 12' on-field aerial buffer, and the prohibition of tank-mixing. These restrictions were imposed until EPA received synergy (patent) information to address the potential increased risk to non-target organisms from tank-mixing and to limit exposure to bees from blooming crops grown for seed and from off-site drift until EPA received additional bee studies. As explained above, EPA has received the synergy information and the bee studies.



# **Exhibit B**

## to Petition for Review



**UNITED STATES ENVIRONMENTAL PROTECTION AGENCY  
WASHINGTON, DC 20460**

**OFFICE OF CHEMICAL SAFETY  
AND POLLUTION PREVENTION**

July 12, 2019

Jamey Thomas, Ph.D.  
Crop Protection Regulatory Leader  
Dow AgroSciences LLC  
9330 Zionsville Rd  
Indianapolis, IN 46268

**Subject:** PRIA Label Amendment – New Uses on: Alfalfa, Cacao, Citrus, Corn, Cotton, Cucurbits, Millet, Oats, Ornamentals (herbaceous and woody, in greenhouses and nurseries), Pineapple, Rye, Sorghum, Soybeans, Strawberries, Teff, Teosinte, and Tree Plantations, in addition to label revisions  
Product Name: Transform WG  
EPA Registration Number: 62719-625  
Application Dates: 01/10/2014 & 12/16/2014  
Decision Numbers: 498461, 486821, 498463

Dear Dr. Thomas:

The application referred to above, submitted under the Federal Insecticide, Fungicide and Rodenticide Act, as amended is acceptable under FIFRA sec 3 (c)(5). You must submit and/or cite all data required for registration/ registration review of your product when the Agency requires all registrants of similar products to submit such data.

A stamped copy of your labeling is enclosed for your records. This labeling supersedes all previously accepted labeling. You must submit one (1) copy of the final printed labeling before you release the product for shipment with the new labeling. In accordance with 40 CFR 152.130(c), you may distribute or sell this product under the previously approved labeling for 18 months from the date of this letter. After 18 months, you may only distribute or sell this product if it bears this new revised labeling or subsequently approved labeling. "To distribute or sell" is defined under FIFRA section 2(gg) and its implementing regulation at 40 CFR 152.3.

Should you wish to add/retain a reference to the company's website on your label, then please be aware that the website becomes labeling under the Federal Insecticide Fungicide and Rodenticide Act and is subject to review by the Agency. If the website is false or misleading, the product would be misbranded and unlawful to sell or distribute under FIFRA section 12(a)(1)(E). 40 CFR 156.10(a)(5) list examples of statements EPA may consider false or misleading. In addition, regardless of whether a website is referenced on your product's label, claims made on the website may not substantially differ from those claims approved through the registration process. Therefore, should the Agency find or if it is brought to our attention that a website contains false or misleading statements or claims substantially differing from the EPA approved registration, the website will be referred to the EPA's Office of Enforcement and Compliance.

Page 2 of 2

EPA Reg. Nos.: 62719-625

Decision Nos.: 498461, 486821, 498463

Your release for shipment of the product constitutes acceptance of these conditions. If these conditions are not complied with, the registration will be subject to cancellation in accordance with FIFRA section 6. If you have any questions, please contact Marianne Lewis by phone at (703) 308-8043, or via email at [lewis.marianne@epa.gov](mailto:lewis.marianne@epa.gov).

Sincerely,

A handwritten signature in blue ink that reads "Meredith F. Laws". The signature is written in a cursive, flowing style.

Meredith F. Laws, Chief  
Invertebrate & Vertebrate Branch 3  
Registration Division (7505P)  
Office of Pesticide Programs

Enclosure

(Base label):

<b>SULFOXAFLOR</b>	<b>GROUP</b>	<b>4C</b>	<b>INSECTICIDE</b>
--------------------	--------------	-----------	--------------------

# Transform<sup>®</sup> WG

**INSECTICIDE**  
**Isoclast Active**

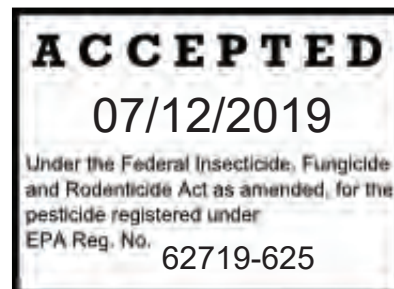
For control or suppression of aphids, fleahoppers, plant bugs, stink bugs, whiteflies and certain psyllids, scales, and thrips on: alfalfa, barley, *Brassica* head and stem vegetables (crop group 5-16), bulb vegetables (crop group 3-07), cacao, canola (rapeseed) (subgroup 20A), citrus (crop group 10), corn (field, pop, sweet, grown for seed), cotton, cucurbit vegetables (crop group 9), fruiting vegetables (crop group 8), leafy greens (subgroup 4-16A), leafy petiole vegetables (subgroup 22B), leaves of root and tuber vegetables (crop group 2), low growing berry (subgroup 13-07G) (except strawberry), millet, oats, okra, ornamentals (herbaceous and woody, in greenhouses and nurseries), pineapple, pome fruits (crop group 11), potatoes (crop groups 1C and 1D), root and tuber vegetables (crop groups 1A and 1B), rye, small fruit vine climbing (except fuzzy kiwifruit) (subgroup 13-07F), sorghum, soybean, stone fruits (crop group 12-12), strawberry, succulent, edible podded, and dry beans, teff, teosinte, tree nuts (crop group 14-12), tree plantations, triticale, turfgrass, watercress, and wheat.

Active Ingredient:	
sulfoxaflor .....	50%
Other Ingredients .....	50%
Total .....	100%

Contains 50% active ingredient on a weight basis.

**Keep Out of Reach of Children**  
**DANGER    PELIGRO**

Si usted no entiende la etiqueta, busque a alguien para que se la explique a usted en detalle. (If you do not understand the label, find someone to explain it to you in detail.)



**First Aid**

**If in eyes:** Hold eye open and rinse slowly and gently with water for 15-20 minutes. Remove contact lenses, if present, after the first 5 minutes, then continue rinsing eye. Call a poison control center or doctor for treatment advice.

**If swallowed:** Call a poison control center or doctor immediately for treatment advice. Have person sip a glass of water if able to swallow. Do not induce vomiting unless told to by a poison control center or doctor. Do not give anything by mouth to an unconscious person.

NOTE TO PHYSICIAN: Probable mucosal damage may contraindicate the use of gastric lavage.

Have the product container or label with you when calling a poison control center or doctor, or going for treatment. You may also contact 1-800-992-5994 for emergency medical treatment information.

---

**Precautionary Statements**

**Hazard to Humans and Domestic Animals**

---

**Corrosive. Causes Irreversible Eye Damage • Harmful If Swallowed**

**Do not get in eyes or on clothing.**

### **Personal Protective Equipment (PPE)**

**Applicators and other handlers must wear:**

- Long-sleeved shirt and long pants
- Shoes plus socks
- Protective eyewear

Discard clothing and other absorbent materials that have been drenched or heavily contaminated with this product's concentrate. Do not reuse them. Follow manufacturer's instructions for cleaning/maintaining PPE. If no such instructions for washables exist, use detergent and hot water. Keep and wash PPE separately from other laundry.

### **User Safety Recommendations**

Users should:

- Wash hands before eating, drinking, chewing gum, using tobacco or using the toilet.
- Remove clothing/PPE immediately if pesticide gets inside. Then wash thoroughly and put on clean clothing.
- Remove PPE immediately after handling this product. Wash the outside of gloves before removing. As soon as possible, wash thoroughly and change into clean clothing.

### **Environmental Hazards**

Do not apply directly to water, to areas where surface water is present or to intertidal areas below the mean high water mark. Do not contaminate water when disposing of equipment washwaters.

This product is highly toxic to bees and other pollinating insects exposed to direct treatment or to residues in/on blooming crops or weeds. Protect pollinating insects by following label directions intended to minimize drift and reduce pesticide risk to these organisms.

The RT<sub>25</sub> for this product is less than or equal to 3 hours. The RT<sub>25</sub> (Residual Time to 25% mortality; the length of time over which field weathered foliar residues remain toxic to honey bees) for this product is ≤ 3 hours.

### **Agricultural Use Requirements**

Use this product only in accordance with its labeling and with the Worker Protection Standard, 40 CFR Part 170. Refer to the label booklet under "Agricultural Use Requirements" in the Directions for Use section for information about this standard.

#### **(Storage and Disposal for rigid containers 5 gal or less)**

### **Storage and Disposal**

Do not contaminate water, food, or feed by storage or disposal.

**Pesticide Storage:** Store in original container only.

**Pesticide Disposal:** Wastes resulting from the use of this product must be disposed of on site or at an approved waste disposal facility.

**Container Handling:** Nonrefillable container. Do not reuse or refill this container.

Triple rinse or pressure rinse container (or equivalent) promptly after emptying. **Triple rinse** as follows: Empty the remaining contents into application equipment or a mix tank. Fill the container 1/4 full with water and recap.

Shake for 10 seconds. Pour rinsate into application equipment or a mix tank or store rinsate for later use or disposal. Drain for 10 seconds after the flow begins to drip. Repeat this procedure two more times. **Pressure**

**rinse** as follows: Empty the remaining contents into application equipment or a mix tank. Hold container upside down over application equipment or mix tank or collect rinsate for later use or disposal. Insert pressure rinsing nozzle in the side of the container, and rinse at about 40 psi for at least 30 seconds. Drain for 10 seconds after the flow begins to drip. Then offer for recycling if available or puncture and dispose of in a sanitary landfill, or by incineration, or by other procedures allowed by state and local authorities.

#### **(Storage and Disposal for nonrigid containers any size)**

**Storage and Disposal**

Do not contaminate water, food, or feed by storage or disposal.

**Pesticide Storage:** Store in original container only.

**Pesticide Disposal:** Wastes resulting from the use of this product must be disposed of on site or at an approved waste disposal facility.

**Container Handling:** Nonrefillable container. Do not reuse or refill this container. Completely empty bag into application equipment. Then offer for recycling if available, or dispose of in a sanitary landfill, or by incineration, or by other procedures allowed by state and local authorities.

**(Storage and Disposal for refillable rigid containers greater than 5 gal)****Storage and Disposal**

Do not contaminate water, food, or feed by storage or disposal.

**Pesticide Storage:** Store in original container only.

**Pesticide Disposal:** Wastes resulting from the use of this product must be disposed of on site or at an approved waste disposal facility.

**Container Handling:** Refillable container. Refill this container with pesticide only. Do not reuse this container for any other purpose.

Cleaning the container before final disposal is the responsibility of the person disposing of the container. Cleaning before refilling is the responsibility of the refiller. To clean the container before final disposal, empty the remaining contents from this container into application equipment or a mix tank. Fill the container about 10% full with water and, if possible, spray all sides while adding water. If practical, agitate vigorously or recirculate water with the pump for two minutes. Pour or pump rinsate into application equipment or rinsate collection system. Repeat this rinsing procedure two more times. Then offer for recycling if available, or puncture and dispose of in a sanitary landfill, or by incineration, or by other procedures allowed by state and local authorities.

**(Storage and Disposal for nonrefillable rigid containers larger than 5 gal)****Storage and Disposal**

Do not contaminate water, food, or feed by storage or disposal.

**Pesticide Storage:** Store in original container only.

**Pesticide Disposal:** Wastes resulting from the use of this product must be disposed of on site or at an approved waste disposal facility.

**Container Handling:** Nonrefillable container. Do not reuse or refill this container.

Triple rinse or pressure rinse container (or equivalent) promptly after emptying. **Triple rinse** as follows: Empty the remaining contents into application equipment or a mix tank. Fill the container 1/4 full with water. Replace and tighten closures. Tip container on its side and roll it back and forth, ensuring at least one complete revolution, for 30 seconds. Stand the container on its end and tip it back and forth several times. Turn the container over onto its other end and tip it back and forth several times. Empty the rinsate into application equipment or a mix tank or store rinsate for later use or disposal. Repeat this procedure two more times. **Pressure rinse** as follows: Empty the remaining contents into application equipment or a mix tank. Hold container upside down over application equipment or mix tank or collect rinsate for later use or disposal. Insert pressure rinsing nozzle in the side of the container, and rinse at about 40 psi for at least 30 seconds. Drain for 10 seconds after the flow begins to drip. Then offer for recycling if available, or puncture and dispose of in a sanitary landfill, or by incineration, or by other procedures allowed by state and local authorities.

**Refer to label booklet for Directions for Use.**

**Notice:** Read the entire label. Use only according to label directions. **Before using this product, read Warranty Disclaimer, Inherent Risks of Use, and Limitation of Remedies at end of label booklet. If terms are unacceptable, return at once unopened.**

In case of emergency endangering health or the environment involving this product, call 1-800-992-5994.

Agricultural Chemical: Do not ship or store with food, feeds, drugs or clothing.



Scan this code with a smart phone QR reader to access key information about this product at [mobile.dowagro.com/transform](http://mobile.dowagro.com/transform). You will have access to the product label, application rates, product efficacy results, and more, all from your smart phone!

To download and install a mobile QR code reader, visit [www.i-nigma.mobi](http://www.i-nigma.mobi) on your mobile device.

®™ Trademarks of Dow AgroSciences, DuPont or Pioneer and their affiliated companies or respective owners

**Produced for  
Dow AgroSciences LLC  
9330 Zionsville Road  
Indianapolis, IN 46268**

**NET WEIGHT \_\_\_\_\_  
Lot Number \_\_\_\_\_**

(Cover, shipping container):

SULFOXAFLO	GROUP	4C	INSECTICIDE
------------	-------	----	-------------

# Transform® WG

## INSECTICIDE Isoclast Active

For control or suppression of aphids, fleahoppers, plant bugs, stink bugs, whiteflies and certain psyllids, scales, and thrips on: alfalfa, barley, *Brassica* head and stem vegetables (crop group 5-16), bulb vegetables (crop group 3-07), cacao, canola (rapeseed) (subgroup 20A), citrus (crop group 10), corn (field, pop, sweet, grown for seed), cotton, cucurbit vegetables, fruiting vegetables (crop group 8), leafy greens (subgroup 4-16A), leafy petiole vegetables (subgroup 22B), leaves of root and tuber vegetables (crop group 2), low growing berry (subgroup 13-07G) (except strawberry), millet, oats, okra, ornamentals (herbaceous and woody, in greenhouses and nurseries) growing in greenhouses, and nurseries, pineapple, pome fruits (crop group 11), root and tuber vegetables (crop groups 1A and 1B), potatoes (crop groups 1C and 1D), rye, small fruit vine climbing (except fuzzy kiwifruit) (subgroup 13-07F), sorghum, soybean, stone fruits (crop group 12-12), strawberry, succulent, edible podded, and dry beans, teff, teosinte, tree nuts (crop group 14-12), tree plantations, triticale, turfgrass, watercress, and wheat.

Active Ingredient:

sulfoxaflor .....	50%
Other Ingredients .....	50%
Total .....	100%

Contains 50% active ingredient on a weight basis.

### Keep Out of Reach of Children

## DANGER PELIGRO

Si usted no entiende la etiqueta, busque a alguien para que se la explique a usted en detalle. (If you do not understand the label, find someone to explain it to you in detail.)

### First Aid

**If in eyes:** Hold eye open and rinse slowly and gently with water for 15-20 minutes. Remove contact lenses, if present, after the first 5 minutes, then continue rinsing eye. Call a poison control center or doctor for treatment advice.

**If swallowed:** Call a poison control center or doctor immediately for treatment advice. Have person sip a glass of water if able to swallow. Do not induce vomiting unless told to by a poison control center or doctor. Do not give anything by mouth to an unconscious person.

NOTE TO PHYSICIAN: Probable mucosal damage may contraindicate the use of gastric lavage.

Have the product container or label with you when calling a poison control center or doctor, or going for treatment. You may also contact 1-800-992-5994 for emergency medical treatment information.

### Agricultural Use Requirements

Use this product only in accordance with its labeling and with the Worker Protection Standard, 40 CFR Part 170. Refer to the label booklet under "Agricultural Use Requirements" in the Directions for Use section for information about this standard.



**Refer to inside of label booklet for additional precautionary information including Directions for Use.**

**Notice:** Read the entire label. Use only according to label directions. **Before using this product, read Warranty Disclaimer, Inherent Risks of Use, and Limitation of Remedies at end of label booklet. If terms are unacceptable, return at once unopened.**

In case of emergency endangering health or the environment involving this product, call 1-800-992-5994.

Agricultural Chemical: Do not ship or store with food, feeds, drugs or clothing.

EPA Reg. No. 62719-625

EPA Est. \_\_\_\_\_



Scan this code with a smart phone QR reader to access key information about this product at [mobile.dowagro.com/transform](http://mobile.dowagro.com/transform). You will have access to the product label, application rates, product efficacy results, and more, all from your smart phone!

To download and install a mobile QR code reader, visit [www.i-nigma.mobi](http://www.i-nigma.mobi) on your mobile device.

®™ Trademarks of Dow AgroSciences, DuPont or Pioneer and their affiliated companies or respective owners

**Produced for  
Dow AgroSciences LLC  
9330 Zionsville Road  
Indianapolis, IN 46268**

**NET WEIGHT \_\_\_\_\_  
Lot Number \_\_\_\_\_**

(Page 1 through end):

<b>Table of Contents</b>	<b>Page</b>
First Aid	-
Precautionary Statements	-
Hazard to Humans and Domestic Animals	-
Personal Protective Equipment (PPE)	-
User Safety Recommendations	-
Environmental Hazards	-
Directions for Use	-
Agricultural Use Requirements	-
Storage and Disposal	-
Product Information	-
Use Precautions	-
Mixing Directions	-
Application Directions	-
Rotational Crop Restrictions	-
Uses	-
Alfalfa	-
Barley, Oats, Rye, Teff, Triticale and Wheat	-
<i>Brassica</i> Head and Stem Vegetables (Crop Group 5-16)	-
Bulb Vegetables (Crop Group 3-07)	-
Cacao	-
Canola (Rapeseed) (Subgroup 20A)	-
Citrus (Crop Group 10)	-
Cotton	-
Corn (Field, Pop, Sweet, Grown for Seed), Millet, Sorghum, Teosinte	-
Cucurbit Vegetables (Crop Group 9)	-
Fruiting Vegetables (Crop Group 8) and Okra	-
Leafy Greens (Subgroup 4-16A), Leafy Petiole Vegetables (Subgroup 22B), and Watercress	-
Leaves of Root and Tuber Vegetables (Crop Group 2)	-
Ornamentals (Herbaceous and Woody) Growing in Greenhouses, and Nurseries	-
Pineapple	-
Pome Fruits (Crop Group 11)	-
Root and Tuber Vegetables (Crop Group 1A and 1B)	-
Potatoes (Crop Group 1C and 1D)	-
Small Fruit Vine Climbing (Except Fuzzy Kiwifruit) (Subgroup 13-07F) and Low Growing Berry (Subgroup 13-07G) (except strawberry)	-
Soybean	-
Stone Fruits (Crop Group 12-12)	-
Strawberry	-
Succulent, Edible Podded, and Dry Beans	-
Tree Nuts (Crop Group 14-12)	-
Tree Plantations	-
Turfgrass	-
Terms and Conditions of Use	-
Warranty Disclaimer	-
Inherent Risks of Use	-
Limitation of Remedies	-

---

## Precautionary Statements

---

### Hazard to Humans and Domestic Animals

# DANGER

**Corrosive. Causes Irreversible Eye Damage • Harmful If Swallowed**

**Do not get in eyes or on clothing.**

### Personal Protective Equipment (PPE)

**Applicators and other handlers must wear:**

- Long-sleeved shirt and long pants
- Shoes plus socks
- Protective eyewear

Discard clothing and other absorbent materials that have been drenched or heavily contaminated with this product's concentrate. Do not reuse them. Follow manufacturer's instructions for cleaning/maintaining PPE. If no such instructions for washables exist, use detergent and hot water. Keep and wash PPE separately from other laundry.

### User Safety Recommendations

Users should:

- Wash hands before eating, drinking, chewing gum, using tobacco or using the toilet.
- Remove clothing/PPE immediately if pesticide gets inside. Then wash thoroughly and put on clean clothing.
- Remove PPE immediately after handling this product. Wash the outside of gloves before removing. As soon as possible, wash thoroughly and change into clean clothing.

### Environmental Hazards

Do not apply directly to water, to areas where surface water is present or to intertidal areas below the mean high water mark. Do not contaminate water when disposing of equipment washwaters.

This product is highly toxic to bees and other pollinating insects exposed to direct treatment or to residues in/on blooming crops or weeds. Protect pollinating insects by following label directions intended to minimize drift and reduce pesticide risk to these organisms.

The RT<sub>25</sub> (Residual Time to 25% mortality; the length of time over which field weathered foliar residues remain toxic to honey bees) for this product is ≤ 3 hours.

---

## Directions for Use

---

It is a violation of Federal law to use this product in a manner inconsistent with its labeling.

Do not apply this product in a way that will contact workers or other persons, either directly or through drift. Only protected handlers may be in the area during application. For any requirements specific to your state or tribe, consult the agency responsible for pesticide regulation. Read all Directions for Use carefully before applying.

### Agricultural Use Requirements

Use this product only in accordance with its labeling and with the Worker Protection Standard, 40 CFR Part 170. This Standard contains requirements for the protection of agricultural workers on farms, forests, nurseries, and greenhouses, and handlers of agricultural pesticides. It contains requirements for training, decontamination, notification, and emergency assistance. It also contains specific instructions and exceptions pertaining to the statements on this label about personal protective equipment (PPE), and restricted entry interval. The requirements in this box only apply to uses of this product that are covered by the Worker Protection Standard.

Do not enter or allow worker entry into treated areas during the restricted entry interval (REI) of 24 hours.

PPE required for early entry to treated areas that is permitted under the Worker Protection Standard and that involves contact with anything that has been treated, such as plants, soil, or water, is:

- Coveralls
- Shoes plus socks

### Storage and Disposal

Do not contaminate water, food or feed by storage or disposal.

**Pesticide Storage:** Store in original container only.

**Pesticide Disposal:** Wastes resulting from the use of this product must be disposed of on site or at an approved waste disposal facility.

#### Nonrefillable rigid containers 5 gallons or less:

**Container Handling:** Nonrefillable container. Do not reuse or refill this container.

Triple rinse or pressure rinse container (or equivalent) promptly after emptying. **Triple rinse** as follows: Empty the remaining contents into application equipment or a mix tank. Fill the container 1/4 full with water and recap. Shake for 10 seconds. Pour rinsate into application equipment or a mix tank or store rinsate for later use or disposal. Drain for 10 seconds after the flow begins to drip. Repeat this procedure two more times. **Pressure rinse** as follows: Empty the remaining contents into application equipment or a mix tank. Hold container upside down over application equipment or mix tank or collect rinsate for later use or disposal. Insert pressure rinsing nozzle in the side of the container, and rinse at about 40 psi for at least 30 seconds. Drain for 10 seconds after the flow begins to drip. Then offer for recycling if available or puncture and dispose of in a sanitary landfill, or by incineration, or by other procedures allowed by state and local authorities.

#### Nonrefillable nonrigid containers:

**Container Handling:** Nonrefillable container. Do not reuse or refill this container. Completely empty bag into application equipment. Then offer for recycling if available, or dispose of in a sanitary landfill, or by incineration, or by other procedures allowed by state and local authorities.

#### Refillable rigid containers larger than 5 gal:

**Container Handling:** Refillable container. Refill this container with pesticide only. Do not reuse this container for any other purpose.

Cleaning the container before final disposal is the responsibility of the person disposing of the container. Cleaning before refilling is the responsibility of the refiller. To clean the container before final disposal, empty the remaining contents from this container into application equipment or a mix tank. Fill the container about 10% full with water and, if possible, spray all sides while adding water. If practical, agitate vigorously or recirculate water with the pump for two minutes. Pour or pump rinsate into application equipment or rinsate collection system. Repeat this rinsing procedure two more times. Then offer for recycling if available, or puncture and dispose of in a sanitary landfill, or by incineration, or by other procedures allowed by state and local authorities.

#### Nonrefillable rigid containers larger than 5 gal:

**Container Handling:** Nonrefillable container. Do not reuse or refill this container.

Triple rinse or pressure rinse container (or equivalent) promptly after emptying. **Triple rinse** as follows: Empty the remaining contents into application equipment or a mix tank. Fill the container 1/4 full with water. Replace and tighten closures. Tip container on its side and roll it back and forth, ensuring at least one complete revolution, for 30 seconds. Stand the container on its end and tip it back and forth several times. Turn the container over onto its other end and tip it back and forth several times. Empty the rinsate into application equipment or a mix tank or store rinsate for later use or disposal. Repeat this procedure two more times. **Pressure rinse** as follows: Empty the remaining contents into application equipment or a mix tank. Hold container upside down over application equipment or mix tank or collect rinsate for later use or disposal. Insert pressure rinsing nozzle in the side of the container, and rinse at about 40 psi for at least 30 seconds. Drain for 10 seconds after the flow begins to drip. Then offer for recycling if available, or puncture and dispose of in a sanitary landfill, or by incineration, or by other procedures allowed by state and local authorities.

### Product Information

Carefully read, understand and follow label use rates and restrictions. Apply the amount specified in the following tables with properly calibrated aerial or ground spray equipment. Prepare only the amount of spray solution

required to treat the measured acreage. The low rates may be used for light infestations of the target pests and the higher rates for moderate to heavy infestations. Transform® WG insecticide may be applied in either dilute or concentrate sprays so long as the application equipment is calibrated and adjusted to deliver thorough, uniform coverage. Use the specified amount of Transform WG per acre regardless of the spray volume used.

## Use Precautions

### Integrated Pest Management (IPM) Programs

Transform WG is recommended for IPM programs in labeled crops. Apply Transform WG when field scouting indicates target pest densities have reached the economic threshold, i.e., the point at which the insect population must be reduced to avoid economic losses beyond the cost of control. Other than reducing the target pest species as a food source, Transform WG does not have a significant impact on most parasitic insects or the natural predaceous arthropod complex in treated crops, including big-eyed bugs, ladybird beetles, flower bugs, lacewings, minute pirate bugs, damsel bugs, assassin bugs, predatory mites or spiders. The feeding activities of these beneficials will aid in natural control of other insects and reduce the likelihood of secondary pest outbreaks. If Transform WG is tank mixed with any insecticide that reduces its selectivity in preserving beneficial predatory insects, the full benefit of Transform WG in an IPM program may be reduced.

### Resistance Management Recommendations:

Transform WG contains a Group 4C insecticide.

To delay development of insecticide resistance, the following practices are recommended:

- Adopt an integrated pest management program, for insecticide use that includes scouting, uses historical information related to pesticide use, crop rotation, record keeping, and which considers cultural, biological and other chemical control practices.
- Monitor after application for unexpected target pest survival. If the level of survival suggests the presence of resistance, consult with your local university specialist or certified pest control advisor.
- Do not treat seedling plants grown for transplant in greenhouses, shade houses, or field plots.
- Contact your local extension specialist, certified crop advisors for any additional pesticide resistance-management and/or IPM recommendations for the specific site and pest problems in your area.
- For further information or to report suspected resistance, you may contact your company representative by calling 800-258-3033.

## Mixing Directions

### Application Rate Reference Table

Application Rate of Transform WG (oz/acre)	Active Ingredient Equivalent (lb ai/acre)
0.75	0.023
1	0.031
1.5	0.047
1.75	0.055
2.25	0.071
2.75	0.086

### Transform WG – Alone

Fill the spray tank with water to about 1/2 of the required spray volume. Start agitation and add the required amount of Transform WG. Continue agitation while mixing and filling the spray tank to the required spray volume. Maintain sufficient agitation during application to ensure uniformity of the spray mix. Do not allow water or spray mixture to back-siphon into the water source.

### Transform WG - Tank Mix

It is the pesticide user's responsibility to ensure that all products are registered for the intended use. Read and follow the applicable restrictions and limitations and directions for use on all product labels involved in tank mixing. Users must follow the most restrictive directions for use and precautionary statements of each product in the tank mixture.

When tank mixing Transform WG with other materials, conduct compatibility test (jar test) using relative proportions of the tank mix ingredients prior to mixing ingredients in the spray tank. If foliar fertilizers are used, the jar test should be repeated with each batch of fertilizer utilizing the mixing water source. Vigorous, continuous agitation during mixing, filling and throughout application is required for all tank mixes. Sparger pipe agitators generally provide the most effective agitation in spray tanks. To prevent foaming in the spray tank, avoid stirring or splashing air into the spray mixture.

**Mixing Order for Tank Mixes:** Fill the spray tank with water to 1/4 to 1/3 of the required spray volume. Start agitation. Add different formulation types in the order indicated below, allowing time for complete dispersion and mixing after addition of each product. Allow extra dispersion and mixing time for dry flowable products.

Add different formulation types in the following order:

1. Transform WG and other water dispersible granules
2. Wettable powders
3. Suspension concentrates and other liquids

Maintain agitation and fill spray tank to 3/4 of total spray volume. Then add:

4. Emulsifiable concentrates and water-based solutions
5. Spray adjuvants, surfactants and oils
6. Foliar fertilizers

Finish filling the spray tank. Maintain continuous agitation during mixing, final filling and throughout application. If spraying and agitation must be stopped before the spray tank is empty, the materials may settle to the bottom. Settled materials must be resuspended before spraying is resumed. A sparger agitator is particularly useful for this purpose.

**Premixing:** Dry and flowable formulations may be premixed with water (slurried) and added to the spray tank through a 20 to 35 mesh screen. This procedure assures good initial dispersion of these formulation types.

## Application Directions

### Restrictions:

#### Not for Residential Use

Do not apply Transform WG to edible plants/crops in greenhouses.

Proper application techniques help ensure thorough spray coverage and correct dosage for optimum insect control. Apply Transform WG as a foliar spray at the rate indicated for target pest. The following directions are provided for ground and aerial application of Transform WG. Attention should be given to sprayer speed and calibration, wind speed, and foliar canopy to ensure adequate spray coverage.

### Spray Drift Management

**Wind:** To reduce off-target drift and achieve maximum performance, apply when wind velocity favors on-target product deposition (approximately 3-10 mph). Do not apply when wind speed exceeds 10 mph as uneven spray coverage and drift may result.

**Temperature Inversions:** Do not make ground or aerial applications during a temperature inversion. Temperature inversions are characterized by stable air and increasing temperatures with height above the ground. Mist or fog may indicate the presence of an inversion in humid areas. The applicator may detect the presence of an inversion by producing smoke and observing a smoke layer near the ground surface.

**Droplet Size:** Use only medium or coarser spray nozzles (for ground and non-ULV aerial application) according to ASABE (S-572.1) definition for standard nozzles. In conditions of low humidity and high temperatures, applicators should use a coarser droplet size except where indicated for specific crops.

### Ground Application

To prevent drift from groundboom applications, apply using a nozzle height of no more than 4 feet above the ground or crop canopy. Shut off the sprayer when turning at row ends.



**Row Crop Application**

Use calibrated power-operated ground spray equipment capable of providing uniform coverage of the target crop. Orient the boom and nozzles to obtain uniform crop coverage. Use a minimum of 5 to 10 gallons per acre, increasing volume with crop size and/or pest pressure. Use hollow cone, twin jet flat fan nozzles or other atomizer suitable for insecticide spraying to provide a fine to coarse spray quality (per ASABE S-572.1, see nozzle catalogs). Under certain conditions, drop nozzles may be required to obtain complete coverage of plant surfaces. Follow manufacturer's specifications for ideal nozzle spacing and spray pressure. Minimize boom height to optimize uniformity of coverage and maximize deposition (optimize on-target deposition) to reduce drift.

**Orchard/Grove Spraying Application**

**Dilute Spray Application:** This application method is based upon the premise that all plant parts are thoroughly wetted. To determine the number of gallons of dilute spray required per acre, contact your state agricultural experiment station, certified pest control advisor, or extension specialist for assistance.

**Concentrate Spray Application:** This application method is based upon the premise that all the plant parts are uniformly covered with spray solution but not to the point of runoff as with a dilute spray. Instead, a lower spray volume is used to deliver the same application rate per acre as used for the dilute spray.

**Aerial Application**

Apply in a minimum spray volume of 3 gallons per acre. Mount the spray boom on the aircraft so as to minimize drift caused by wing tip or rotor vortices. Use the minimum practical boom length and do not exceed 75% of the wing span or 80% of the rotor diameter. Flight speed and nozzle orientation must be considered in determining droplet size. Spray must be released at the lowest height consistent with pest control and flight safety. Do not release spray at a height greater than 10 feet above the crop canopy unless a greater height is required for aircraft safety. When applications are made with a crosswind, the swath will be displaced downwind. The applicator must compensate for this displacement at the downwind edge of the application area by adjusting the path of the aircraft upwind. Do not apply when wind speed exceeds 10 mph.

**Spray Adjuvants**

The addition of agricultural adjuvants to sprays of Transform WG may improve initial spray deposits, redistribution and weatherability. Select adjuvants that are recommended and registered for your specific use pattern and follow their use directions. When an adjuvant is to be used with this product, Dow AgroSciences recommends the use of a Chemical Producers and Distributors Association certified adjuvant. Always add adjuvants last in the mixing process.

**Chemigation Application – Potatoes Only**

Transform WG may be applied through properly equipped chemigation systems for insect control in potatoes. Do not apply Transform WG by chemigation to other crops unless otherwise specified by a state-specific 24(c) label.

**Use Directions for Chemigation:** Transform WG may be applied through overhead sprinkler irrigation systems that will apply water uniformly, including center pivot, lateral move, end tow, side (wheel) roll, traveler, solid set, micro sprinkler, or hand move. Do not apply this product through any other type of irrigation system. Sprinkler systems that deliver a low coefficient of uniformity such as certain water drive units are not recommended.

For continuously moving systems, the mixture containing Transform WG must be injected continuously and uniformly into the irrigation water line as the sprinkler is moving. If continuously moving irrigation equipment is used, apply in no more than 0.25 inch of water. For irrigation systems that do not move during operation, apply in no more than 0.25 inch of irrigation immediately before the end of the irrigation cycle.

**Chemigation Preparation:** The following use directions are to be followed when this product is applied through irrigation systems. Thoroughly clean the chemigation system and tank of any fertilizer or chemical residues, and dispose of the residues according to state and federal laws. Flush the injection system with soap or a cleaning agent and water. Determine the amount of Transform WG needed to cover the desired acreage. Mix according to instructions in the Mixing Directions section above. Continually agitate the mixture during mixing and application.

**Chemigation Equipment Calibration:** In order to calibrate the irrigation system and injector to apply the mixture containing Transform WG, determine the following: 1) Calculate the number of acres irrigated by the system; 2) Calculate the amount of product required and premix; 3) Determine the irrigation rate and determine the number of

minutes for the system to cover the intended treatment area; 4) Calculate the total gallons of insecticide mixture needed to cover the desired acreage. Divide the total gallons of insecticide mixture needed by the number of minutes (minus time to flush out) to cover the treatment area. This value equals the gallons per minute output that the injector or eductor must deliver. Convert the gallons per minute to milliliters or ounces per minute if needed. Calibrate the injector system with the system in operation at the desired irrigation rate. It is suggested that the injection pump/system be calibrated at least twice before operation, and the system should be monitored during operation.

**Chemigation Operation:** Start the water pump and irrigation system, and let the system achieve the desired pressure and speed before starting the injector. Check for leaks and uniformity and make repairs before any chemigation takes place. Start the injection system and calibrate according to manufacturer's specifications. This procedure is necessary to deliver the desired rate per acre in a uniform manner. When the application is finished, allow the entire irrigation and injection system to be thoroughly flushed clean before stopping the system.

**Chemigation Restrictions:**

- Lack of effectiveness or illegal pesticide residues in the crop can result from non-uniform distribution of treated water.
- If you have questions about calibration, contact state extension service specialists, equipment manufacturers or other experts.
- Do not connect an irrigation system used for pesticide application (including greenhouse systems) to a public water system unless the pesticide label-prescribed safety devices for public water systems are in place with current certification. Specific local regulations may apply and must be followed.
- A person knowledgeable of the chemigation system and responsible for its operation, or under the supervision of the responsible person, shall operate the system and make necessary adjustments should the need arise and continuously monitor the injection.
- Do not apply when wind speed favors drift beyond the area intended for treatment. End guns must be turned off during the application if they irrigate nontarget areas.
- Do not allow irrigation water to collect or run off and pose a hazard to livestock, wells, or adjoining crops.
- Do not enter treated area during the reentry interval specified in the Agricultural Use Requirements section of this label unless required PPE is worn.
- Do not apply through sprinkler systems that deliver a low coefficient of uniformity such as certain water drive units.

**Chemigation Specific Equipment Requirements:**

- The system must contain an air gap or approved backflow prevention device, or approved functional check valve, vacuum relief valve (including inspection port), and low-pressure drain appropriately located on the irrigation pipeline to prevent water source contamination from back flow. Refer to the American Society of Agricultural Engineer's Engineering Practice 409 for more information or state specific regulations.
- The pesticide injection line must contain a functional, automatic, quick-closing check valve to prevent the flow of fluid back toward the injection chemical supply.
- A pesticide injection pump must also contain a functional interlock, e.g., mechanical or electrical to shut off chemical supply when the irrigation system is either automatically or manually shut down.
- The system must contain functional interlocking controls to automatically shut off the pesticide injection when the water pressure drops too low or water flow stops.
- Use of public water supply requires approval of a backflow prevention device or air gap (preferred) by both state and local authorities.
- Systems must use a metering device, such as a positive displacement injection pump (or flow meter on eductor) effectively designed and constructed of materials that are compatible with pesticides and capable of being fitted with a system interlock. An electric powered pump must meet Section 675 for "Electrically Driven or Controlled Irrigation Machines" NEC 70.
- To insure uniform mixing of the insecticide in the water line, inject the mixture in the center of the pipe diameter or just ahead of an elbow or tee in the irrigation line so that the turbulence created at those points will assist in mixing. The injection point must be located after all backflow prevention devices on the water line.
- The tank holding the insecticide mixture should be free of rust, fertilizer, sediment, and foreign material, and equipped with an in-line strainer situated between the tank and the injection point.

**Rotational Crop Restrictions**



The following rotational crops may be planted at intervals defined below following the final application of Transform WG at specified rates for a registered use.

Crop	Re-Planting Interval
Alfalfa, barley, Brassica head and stem vegetables (crop group 5-16), bulb vegetables (crop group 3-07), cacao, canola (rapeseed) (subgroup 20A), citrus (crop group 10), corn (field, pop, sweet, grown for seed), cotton, cucurbit vegetables (crop group 9), fruiting vegetables (crop group 8), leafy greens (subgroup 4-16A), leafy petiole vegetables (subgroup 22B), millet, oats, okra, ornamentals (herbaceous and woody, in greenhouses and nurseries), pineapple, pome fruits (crop group 11), potatoes (crop group 1C and 1D), root and tuber vegetables (crop group 1A and 1B), rye, small-fruit vine climbing (subgroup 13-07F) (except fuzzy kiwi) and low growing berries (subgroup 13-07G) (except strawberry), sorghum, soybean, stone fruits (crop group 12-12), strawberry, succulent, edible podded and dry beans, teff, teosinte, treenuts (crop group 14-12), tree plantations, triticale, turfgrass, and watercress, wheat, .	no restrictions
all other crops grown for food or feed	30 days

## Use Directions

### Alfalfa

#### Pests and Application Rates:

Pests	Transform WG (oz/acre)
aphids	0.75 – 1.0 (0.023 – 0.031 lb ai/acre)
Tarnished plant bug Western tarnished plant bug	1.5 – 2.75 (0.047 – 0.086 lb ai/acre)

**Application Timing:** Treat in accordance with local economic thresholds. Consult your company representative, cooperative extension service, certified crop advisor or state agricultural experiment station for any additional local use recommendations for your area.

**Application Rate:** Use a higher rate in the rate range for heavy pest populations.

#### Restrictions:

- **Preharvest Interval:** Do not apply within 7 days of grazing, or forage, fodder, or hay harvest.
- **Minimum Treatment Interval:** Do not make applications less than 7 days apart.

- Do not make more than two applications per cutting.
- Do not apply more than a total of 8.5 oz of Transform WG (0.266 lb ai of sulfoxaflor) per acre per year.

## Barley, Oats, Rye, Teff, Triticale and Wheat

### Pests and Application Rates:

Pests	Transform WG (oz/acre)
Aphids, including Russian wheat aphid and greenbug	0.75 – 1.5 (0.023 – 0.047 lb ai/acre)

**Application Timing:** Treat in accordance with local economic thresholds. Consult your company representative, cooperative extension service, certified crop advisor or state agricultural experiment station for any additional local use recommendations for your area.

**Application Rate:** Use a higher rate in the rate range for heavy pest populations.

### Restrictions:

- **Preharvest Interval:** Do not apply within 14 days of grain or straw harvest or within 7 days of grazing, or forage, fodder, or hay harvest.
- **Minimum Treatment Interval:** Do not make applications less than 14 days apart.
- Do not make more than two applications per crop.
- Do not apply more than a total of 2.8 oz of Transform WG (0.09 lb ai of sulfoxaflor) per acre per year.

## Brassica Head and Stem Vegetables (Crop Group 5-16)<sup>1</sup>

<sup>1</sup>Brassica head and stem vegetables (crop group 5-16): broccoli, Brussels sprouts, cabbage, cauliflower, Chinese cabbage (bok choy), Napa cabbage, cultivars, varieties, and hybrids of these commodities.

### Pests and Application Rates:

Pests	Transform WG (oz/acre)
Aphids	0.75 – 1.0 (0.023 – 0.031 lb ai/acre)
silverleaf whitefly sweetpotato whitefly	2.0 – 2.75 (0.063 – 0.086 lb ai/acre)
thrips (suppression only)	2.75 (0.086 lb ai/acre)

**Application Timing:** Treat in accordance with local economic thresholds. Consult your company representative, cooperative extension service, certified crop advisor or state agricultural experiment station for any additional local use recommendations for your area. Two applications may be required for optimum control of whiteflies.

**Application Rate:** Use a higher rate in the rate range for heavy pest populations.

### Restrictions:

- **Preharvest Interval:** Do not apply within 3 days of harvest.
- **Minimum Treatment Interval:** Do not make applications less than 7 days apart.
- Do not make more than four applications per crop.
- Do not make more than two consecutive applications per crop.
- Do not apply more than a total of 8.5 oz of Transform WG (0.266 lb ai of sulfoxaflor) per acre per year.
- Do not apply this product at any time between 3 days prior to bloom and until after petal fall.

**Bulb Vegetables (Crop Group 3-07)<sup>1</sup>**

<sup>1</sup>Bulb vegetables (crop group 3-07) including beltsville bunching onion, bulb daylilly, bulb fritillaria, bulb garlic, bulb lily, bulb onion, bulb shallot, Chinese bulb onion, Chinese fresh leaf chive, elegans hosta, fresh leaf chive, fresh leaf shallot, fresh onion, garlic, great-headed bulb garlic, green onion, kurrat, lady's leek, leek, leaf fritillaria, macrostem onion, pearl onion, potato bulb onion, serpent bulb garlic, tree onion tops, Welsh onion tops, wild leek, and cultivars, varieties, and/or hybrids of these

**Pests and Application Rates:**

Pests	Transform WG (oz/acre)
onion thrips (suppression only)	2.75 (0.086 lb ai/acre)

**Application Timing:** Treat in accordance with local economic thresholds. Consult your company representative, cooperative extension service, certified crop advisor or state agricultural experiment station for any additional local use recommendations for your area.

**Restrictions:**

- **Preharvest Interval:** Do not apply within 7 days of harvest.
- **Minimum Treatment Interval:** Do not make applications less than 7 days apart.
- Do not make more than four applications per crop.
- Do not make more than two consecutive applications per crop.
- Do not apply more than a total of 8.5 oz of Transform WG (0.266 lb ai of sulfoxaflor) per acre per year.
- Do not apply this product at any time between 3 days prior to bloom and until after petal fall.

**Cacao****Pests and Application Rates:**

Pests	Transform WG (oz/acre)
Black citrus aphid	1.2 (0.038 lb ai/acre)

**Application Timing:** Treat in accordance with local economic thresholds. Consult your company representative, cooperative extension service, certified crop advisor or state agricultural experiment station for any additional local use recommendations for your area.

**Application Rate:** Use a higher rate in the rate range for heavy pest populations.

**Restrictions:**

- **Preharvest Interval:** Do not apply within 3 days of harvest.
- **Minimum Treatment Interval:** Do not make applications less than 28 days apart.
- Do not make more than four applications per crop.
- Do not apply more than a total of 4.8 oz of Transform WG (0.14 lb ai of sulfoxaflor) per acre per year.

**Canola (Rapeseed) (Subgroup 20A)<sup>1</sup>**

<sup>1</sup>Canola (rapeseed) (subgroup 20A) including borage, canola, crambe, cuphea, echium, flax seed, gold of pleasure, hare's ear mustard, lesquerella, lunaria, meadowfoam, milkweed, mustard seed, oil radish, poppy seed, rapeseed, sesame, sweet rocket cultivars, varieties and/or hybrids of these

**Pests and Application Rates:**

<b>Pests</b>	<b>Transform WG (oz/acre)</b>
Aphids	0.5 – 0.75 (0.016 – 0.023 lb ai/acre)

**Application Timing:** Treat in accordance with local economic thresholds. Consult your company representative, cooperative extension service, certified crop advisor or state agricultural experiment station for any additional local use recommendations for your area.

**Application Rate:** Use a higher rate in the rate range for heavy pest populations.

**Restrictions:**

- **Preharvest Interval:** Do not apply within 14 days of grain, straw, forage, fodder, or hay harvest.
- **Minimum Treatment Interval:** Do not make applications less than 14 days apart.
- Do not make more than two applications per year.
- Do not apply more than a total of 1.5 oz of Transform WG (0.046 lb ai of sulfoxaflor) per acre per year.
- Do not apply this product at any time between 3 days prior to bloom and until after petal fall.

**Citrus (Crop Group 10)<sup>1</sup>**

<sup>1</sup>Citrus (crop group 10) including citrus citron, grapefruit, kumquat, lemon, lime, orange (sweet), orange (sour) tangelo, tangerine, and hybrids of these

**Pests and Application Rates:**

<b>Pests</b>	<b>Transform WG (oz/acre)</b>
Aphid	0.75 – 1.5 (0.023 - 0.047 lb ai/acre)
Asian citrus psyllid citrus snow scale mealybugs	1.5 – 2.75 (0.047 – 0.086 lb ai/acre)
Citrus thrips Florida red scale	2.75 (0.086 lb ai/acre)
Suppression only: California red scale citricola scale	2.75 (0.086 lb ai/acre)

**Advisory Pollinator Statement:** Notifying known beekeepers within 1 mile of the treatment area 48 hours before the product is applied will allow them to take additional steps to protect their bees. Also, limiting application to times when managed bees and native pollinators are least active, e.g., 2 hours prior to sunset or when the temperature is below 50°F at the site of application, will minimize risk to bees. The RT<sub>25</sub> for this product is less than or equal to 3 hours.

**Application Timing:** Treat in accordance with local economic thresholds. Consult your company representative, cooperative extension service, certified crop advisor or state agricultural experiment station for any additional local use recommendations for your area. Time application for scales to the crawler stage.

**Application Rate:** Use a higher rate in the rate range for heavy pest populations.

**Restrictions:**

- **Preharvest Interval:** Do not apply within 1 day of harvest.
- **Minimum Treatment Interval:** Do not make applications less than 14 days apart.

- Do not make more than four applications per crop.
- Do not make more than two consecutive applications per crop.
- Do not apply more than a total of 8.5 oz of Transform WG (0.266 lb ai of sulfoxaflor) per acre per year.
- Only one application is allowed between 3 days before bloom and until after petal fall per year.

### Corn (Field, Pop, Sweet, Grown for Seed), Millet, Sorghum and Teosinte Not for use on sweet sorghum

#### Pests and Application Rates:

Pests	Transform WG (oz/acre)
aphids	0.75 – 1.5 (0.023 – 0.047 lb ai/acre)

**Application Timing:** Treat in accordance with local economic thresholds. Consult your company representative, cooperative extension service, certified crop advisor or state agricultural experiment station for any additional local use recommendations for your area.

**Application Rate:** Use a higher rate in the rate range for heavy pest populations.

#### Restrictions:

##### Sweet Corn

- **Preharvest Interval:** Do not apply within 7 days of harvest.
- **Minimum Treatment Interval:** Do not make applications less than 14 days apart.
- Do not make more than two applications per acre per year.
- Do not apply more than a total of 3.0 oz of Transform WG (0.09 lb ai of sulfoxaflor) per acre per year.

##### Corn (Field, Pop, Sweet, Grown for Seed) Millet, Sorghum and Teosinte

- **Preharvest Interval:** Do not apply within 14 days of grain or straw harvest or within 7 days of grazing, forage, fodder, or hay harvest.
- **Minimum Treatment Interval:** Do not make applications less than 14 days apart.
- Do not make more than two applications per acre per year.
- Do not apply more than a total of 3.0 oz of Transform WG (0.09 lb ai of sulfoxaflor) per acre per year.
- Do not use on sweet sorghum.
- Do not apply product 3 days before bloom or until after seed set.

### Cotton

#### Pests and Application Rates:

Pests	Transform WG (oz/acre)
cotton aphid	0.75 – 1.0 (0.023 – 0.031 lb ai/acre)
cotton fleahopper	0.75 – 1.5 (0.023 – 0.047 lb ai/acre)
tarnished plant bug western tarnished plant bug	1.5 – 2.25 (0.047 – 0.071 lb ai/acre)

Pests	Transform WG (oz/acre)
sweetpotato whitefly, silverleaf whitefly	2.0 – 2.25 (0.063 – 0.071 lb ai/acre)
Suppression only: brown stink bug, southern green stink bug, thrips	2.0 – 2.25 (0.063 – 0.071 lb ai/acre)

**Advisory Pollinator Statement:** Notifying known beekeepers within 1 mile of the treatment area 48 hours before the product is applied will allow them to take additional steps to protect their bees. Also, limiting application to times when managed bees and native pollinators are least active, e.g. 2 hours prior to sunset or when the temperature is below 50° F at the site of application will minimize risk to bees. The RT<sub>25</sub> for this product is less than or equal to 3 hours.

**Application Timing:** Treat in accordance with local economic thresholds. Consult your company representative, cooperative extension service, certified crop advisor or state agricultural experiment station for any additional local use recommendations for your area.

**Application Rate:** Use a higher rate in the rate range for heavy pest populations. Two applications may be required for optimum tarnished plant bug control under high pest pressure or heavy immigration of plant bugs from other crops.

**Restrictions:**

- **Preharvest Interval:** Do not apply within 14 days of harvest.
- **Minimum Treatment Interval:** Do not make applications less than 5 days apart.
- Do not make more than four applications per acre per year.
- Do not make more than two consecutive applications per crop.
- Do not apply more than a total of 8.5 oz of Transform WG (0.266 lb ai of sulfoxaflor) per acre per year.

**Cucurbit Vegetables (Crop Group 9)<sup>1</sup>**

<sup>1</sup>Cucurbit vegetables (crop group 9) including balsam apple, balsam pear, bitter melon, cantaloupe, casaba, chayote, Chinese cucumber, Chinese okra, crenshaw melon, crookneck squash, cucumber, cucuzza, edible gourds, golden pershaw melon, hechima, honey balls, honeydew melon, hyotan, mango melon, Persian melon, pineapple melon, pumpkin, Santa Claus melon, scallop squash, snake melon, spaghetti squash, straightneck squash, summer squash, true cantaloupe, vegetable marrow, watermelon, winter squash, and other varieties and/or hybrids of these

**Pests and Application Rates:**

Pests	Transform WG (oz/acre)
Aphids	0.75 (0.023 lb ai/acre)
silverleaf whitefly sweetpotato whitefly	2.0 – 2.25 (0.063 – 0.071 lb ai/acre)
thrips (suppression only)	2.25 (0.071 lb ai/acre)

**Advisory Pollinator Statement:** Notifying known beekeepers within 1 mile of the treatment area 48 hours before the product is applied will allow them to take additional steps to protect their bees. Also, limiting application to times when managed bees and native pollinators are least active, e.g., 2 hours prior to sunset or when the temperature is below 50°F at the site of application, will minimize risk to bees. The RT<sub>25</sub> for this product is less than or equal to 3 hours.

**Application Timing:** Treat in accordance with local economic thresholds. Consult your company representative, cooperative extension service, certified crop advisor or state agricultural experiment station for any additional local use recommendations for your area. Two applications may be required for optimum control of whiteflies

**Application Rate:** Use a higher rate in the rate range for heavy pest populations.

**Restrictions:**

- **Preharvest Interval:** Do not apply within 1 day of harvest.
- **Minimum Treatment Interval:** Do not make applications less than 7 days apart.
- Do not make more than four applications per crop.
- Do not make more than two consecutive applications per crop.
- Do not apply more than a total of 8.5 oz of Transform WG (0.266 lb ai of sulfoxaflor) per acre per year.

**Fruiting Vegetables (Crop Group 8)<sup>1</sup> and Okra**

<sup>1</sup>Fruiting vegetables (crop group 8) including bell pepper, eggplant, groundcherry, pimento, sweet pepper, tomatillo, tomato

**Pests and Application Rates:**

Pests	Transform WG (oz/acre)
Aphids	0.75 – 1.0 (0.023 – 0.031 lb ai/acre)
plant bugs	1.5 – 2.25 (0.047 - 0.071 lb ai/acre)
greenhouse whitefly (outdoors) silverleaf whitefly sweetpotato whitefly	2 – 2.25 (0.063 – 0.071 lb ai/acre)
thrips (suppression only)	2.25 (0.071 lb ai/acre)

**Application Timing:** Treat in accordance with local economic thresholds. Consult your company representative, cooperative extension service, certified crop advisor or state agricultural experiment station for any additional local use recommendations for your area. Two applications may be required for optimum control of whiteflies.

**Application Rate:** Use a higher rate in the rate range for heavy pest populations.

**Restrictions:**

- **Preharvest Interval:** Do not apply within 1 day of harvest.
- **Minimum Treatment Interval:** Do not make applications less than 7 days apart.
- Do not make more than four applications per crop.
- Do not make more than two consecutive applications per crop.
- Do not apply more than a total of 8.5 oz of Transform WG (0.266 lb ai of sulfoxaflor) per acre per year.

**Leafy Greens(Subgroup 4-16A)<sup>1</sup> Leafy Petiole Vegetable (Subgroup 22B)<sup>2</sup>, and Watercress**

<sup>1</sup>Leafy greens (subgroup 4-16A) including Amaranth, Chinese; amaranth, leafy; aster, Indian; blackjack; cat's whiskers; cham-chwi; cham-na-mul; chervil, fresh leaves; chipilin; chrysanthemum, garland; cilantro, fresh leaves; corn salad; cosmos; dandelion, leaves; dang-gwi, leaves; dillweed; dock; dol-nam-mul; ebolo; endive; escarole; fameflower; feather cockscomb; Good King Henry; huauzontle; jute, leaves; lettuce, bitter; lettuce, head; lettuce, leaf; orach; parsley, fresh leaves; plantain, buckhorn; primrose, English; purslane, garden; purslane, winter; radicchio; spinach; spinach, Malabar; spinach, New Zealand; spinach, tanier; Swiss chard; violet, Chinese, leaves; cultivars, varieties, and hybrids of these commodities.



<sup>2</sup>Leafy Petiole Vegetable (subgroup 22B) including cardoon; celery; celery, Chinese; fuki; rhubarb; udo; zuiki; cultivars, varieties, and hybrids of these commodities

#### Pests and Application Rates:

Pests	Transform WG (oz/acre)
Aphids	0.75 – 1.0 (0.023 - 0.031 lb ai/acre)
silverleaf whitefly sweetpotato whitefly	2.0 – 2.75 (0.063 – 0.086 lb ai/acre)
thrips (suppression only)	2.75 (0.086 lb ai/acre)

**Application Timing:** Treat in accordance with local economic thresholds. Consult your company representative, cooperative extension service, certified crop advisor or state agricultural experiment station for any additional local use recommendations for your area. Two applications may be required for optimum control of whiteflies

**Application Rate:** Use a higher rate in the rate range for heavy pest populations.

#### Restrictions:

- **Preharvest Interval:** Do not apply within 3 days of harvest.
- **Minimum Treatment Interval:** Do not make applications less than 7 days apart.
- Do not make more than four applications per crop.
- Do not make more than two consecutive applications per crop.
- Do not apply more than a total of 8.5 oz of Transform WG (0.266 lb ai of sulfoxaflor) per acre per year.
- Do not apply this product at any time between 3 days prior to bloom and until after petal fall.

#### Leaves of Root and Tuber Vegetables (Crop Group 2)<sup>1</sup>

<sup>1</sup>Leaves of root and tuber vegetables (crop group 2) including bitter cassava, black salsify, carrot, celeriac (celery root), chicory, dasheen (taro), edible burdock, garden beet, oriental radish (daikon), parsnip, radish, rutabaga, sugar beet, sweet cassava, sweet potato, tanager, true yam, turnip, turnip-rooted chervil

#### Pests and Application Rates:

Pests	Transform WG (oz/acre)
Aphids	0.75 – 1.0 (0.023 – 0.031 lb ai/acre)
Leafhoppers	1.5 – 2.75 (0.047 – 0.086 lb ai/acre)
silverleaf whitefly sweetpotato whitefly	2.0 – 2.75 (0.063 – 0.086 lb ai/acre)

**Application Timing:** Treat in accordance with local economic thresholds. Consult your company representative, cooperative extension service, certified crop advisor or state agricultural experiment station for any additional local use recommendations for your area. Two applications may be required for optimum control of whiteflies.

**Application Rate:** Use a higher rate in the rate range for heavy pest populations.

#### Restrictions:

- **Preharvest Interval:** Do not apply within 7 days of harvest.
- **Minimum Treatment Interval:** Do not make applications less than 7 days apart.
- Do not make more than four applications per crop.

- Do not make more than two consecutive applications per crop.
- Do not apply more than a total of 8.5 oz of Transform WG (0.266 lb ai of sulfoxaflor) per acre per year.
- Do not apply this product at any time between 3 days prior to bloom and until after petal fall.

## Ornamentals: (Herbaceous and Woody) Growing in Greenhouses and Nurseries

### Restrictions:

Not for residential use

Do not apply Transform WG to edible plants/crops in greenhouses.

### Pests and Application Rates:

Pests	Transform WG (oz/3 gallons)	Transform WG (oz/100 gallons)	Transform WG (oz/acre)
aphids mealybugs such as: citrus mealybug Lygus Bugs	0.02 – 0.03 (0.63 – 1.0 g)	0.75 – 1.12 (21 – 31 g)	1.5 – 2.25 (0.047 – 0.071) lb ai/acre (42 – 63 g product/acre)
lacebug whiteflies pine needle scale (time application to the crawler stage)	0.03 (1.0 g)	1.12 (31 g)	2.25 (0.071 lb ai/acre) (63 g product/acre)
scales (time application to the crawler stage), such as: cottony cushion or false oleader (suppression)	0.04 (1.1 g)	1.37 (38 g)	2.75 (0.086 lb ai/acre) (77 g product/acre)

**Advisory Pollinator Statement:** Notifying known beekeepers within 1 mile of the treatment area 48 hours before the product is applied will allow them to take additional steps to protect their bees. Also, limiting application to times when managed bees and native pollinators are least active, e.g., 2 hours prior to sunset or when the temperature is below 50°F at the site of application, will minimize risk to bees. The RT<sub>25</sub> for this product is less than or equal to 3 hours.

**Application Method:** Dilute Transform WG in water and apply using suitable hand- or power-operated application equipment (such as portable pump-up, backpack, hydraulic, boom) in a manner to provide complete and uniform plant coverage.

**Application Rate:** Transform WG may be used up to a maximum labeled rate of 1.37 oz per 100 gallons, or 2.75 oz per acre, per application on ornamentals as a general treatment regardless of the target insect pest, do not exceed 2.25 oz per acre if plants are in bloom. Use pest specific rates when a single insect pest or group of insect pests within a rate category is the only intended target.

### Aerial Application for Nurseries:

Transform WG may be aerially applied to commercially grown ornamentals only. Aerial or ground applications in production agriculture or directed ground applications to individual plants are permitted. Avoid making aerial applications in immediate proximity of residential, commercial, government, institutional or other structures where people may be present including homes, apartments, offices, churches, schools, and businesses. Refer to **Spray Drift Management** section to reduce drift. However, use is limited to directed ground applications when nurseries are located next to urban areas.

**Spray Volume:** Uniform coverage of both upper and lower leaf surfaces is critical for effective insect control but avoid excessive runoff.

**Phytotoxicity:** Transform WG has been tested alone on a wide variety of herbaceous and woody ornamental plants without phytotoxic symptoms. However, because it is not possible to test all possible tank mix combinations (including adjuvants) and ornamental plant species, varieties, and cultivars, and because environmental factors

and varietal and plant stage of growth may affect phytotoxic expression, it is recommended that a small group of test plants be treated at the specified use rate of Transform WG either alone or in tank mix combinations and observed for at least 5 to 7 days to determine phytotoxicity before treating large numbers of those plants.

**Important:** The user assumes responsibility for determining if Transform WG is safe to treated plants when applied either alone or in tank mixtures under commercial growing conditions.

**Restrictions – Greenhouses<sup>1</sup>**

<sup>1</sup>A greenhouse is defined as a structure or space enclosed with a nonporous covering inside which plants are produced

- **Minimum Treatment Interval:** Do not make applications less than 7 days apart.
- Regardless of the crop or pest being treated do not apply Transform WG more than 6 times in a 12-month period inside a greenhouse or a structure that can be altered to be closed or open. Do not make more than two consecutive applications.
- Do not apply to edible crops (any stage), for use on ornamentals only.
- Do not apply more than a total of 8.5 oz of Transform WG (0.266 lb ai of sulfoxaflor) per acre per crop per year.

**Restrictions – Nurseries<sup>1</sup>:**

<sup>1</sup>A nursery is defined as a facility engaged in the outdoor production of plants.

- **Minimum Treatment Interval:** Do not make applications less than 14 days apart.
- Do not make more than two consecutive applications.
- Do not make more than four applications per crop per year.
- Do not make more than one application during bloom. The single application during bloom must not exceed a rate of 2.25 oz (0.071 lb/ai per acre).
- Do not apply more than a total of 8.5 oz of Transform WG (0.266 lb ai of sulfoxaflor) per acre per year for crops grown in-ground.
- For crops grown in containers, do not apply more than 8.5 oz of Transform WG (0.266 lb ai of sulfoxaflor) per acre per crop per year.
- Not for residential use

**Pineapple**

**Pests and Application Rates:**

Pests	Transform WG (oz/acre)
mealybugs	1.5 – 2.75 (0.047 – 0.086 lb ai/acre)

**Application Timing:** Treat in accordance with local economic thresholds. Consult your company representative, cooperative extension service, certified crop advisor or state agricultural experiment station for any additional local use recommendations for your area.

**Application Rate:** Use a higher rate in the rate range for heavy pest populations.

**Restrictions:**

- **Preharvest Interval:** Do not apply within 7 days of harvest.
- **Minimum Treatment Interval:** Do not make applications less than 14 days apart.
- Do not make more than two applications per acre per year.
- Do not apply more than a total of 5.5 fl oz of Transform WG (0.18 lb ai of sulfoxaflor) per acre per year.

**Pome Fruits (Crop Group 11)<sup>1</sup>**

<sup>1</sup>Pome fruits (crop group 11) including apples, crabapple, loquat, mayhaw, pears, quince

**Pests and Application Rates:**

<b>Pests</b>	<b>Transform WG (oz/acre)</b>
aphids white apple leafhopper	0.75 – 1.5 (0.023 - 0.047 lb ai/acre)
plant bugs woolly apple aphid	1.5 – 2.75 (0.047 – 0.086 lb ai/acre)
pear psylla (suppression only) San Jose scale (suppression only)	2.75 (0.086 lb ai/acre)

**Application Timing:** Treat in accordance with local economic thresholds. Consult your company representative, cooperative extension service, certified crop advisor or state agricultural experiment station for any additional local use recommendations for your area. Time application for San Jose scale to the crawler stage.

**Application Rate:** Use a higher rate in the rate range for heavy pest populations.

**Restrictions:**

- **Preharvest Interval:** Do not apply within 7 days of harvest.
- **Minimum Treatment Interval:** Do not make applications less than 7 days apart.
- Do not make more than four applications per crop.
- Do not make more than two consecutive applications per crop.
- Do not apply more than a total of 8.5 oz of Transform WG (0.266 lb ai of sulfoxaflor) per acre per year.
- Do not apply this product at any time between 3 days prior to bloom and until after petal fall.

**Root and Tuber Vegetables (Crop Groups 1A and 1B)<sup>1</sup>**

<sup>1</sup>Root and tuber vegetables (crop group 1) including bitter black salsify, carrot, celeriac, chicory, daikon, edible burdock, garden beet, ginseng, horseradish, oriental radish, parsnip, radish, rutabaga, salsify, skirret, Spanish salsify, sugar beet, turnip, turnip-rooted chervil, turnip-rooted parsley

**Pests and Application Rates:**

<b>Pests</b>	<b>Transform WG (oz/acre)</b>
Aphids	0.75 – 1.5 (0.023 – 0.047 lb ai/acre)
Leafhoppers	1.5 – 2.75 (0.047 – 0.086 lb ai/acre)
silverleaf whitefly sweetpotato whitefly	2.0 – 2.75 (0.063 – 0.086 lb ai/acre)

**Application Timing:** Treat in accordance with local economic thresholds. Consult your company representative, cooperative extension service, certified crop advisor or state agricultural experiment station for any additional local use recommendations for your area. Two applications may be required for optimum control of whiteflies.

**Application Rate:** Use a higher rate in the rate range for heavy pest populations.

**Restrictions:**

- **Preharvest Interval:** Do not apply within 7 days of harvest.

- **Minimum Treatment Interval:** Do not make applications less than 7 days apart.
- Do not make more than four applications per crop.
- Do not make more than two consecutive applications per crop.
- Do not apply more than a total of 8.5 oz of Transform WG (0.266 lb ai of sulfoxaflor) per acre per year.
- Do not apply this product at any time between 3 days prior to bloom and until after petal fall.

**Potatoes (Crop Groups 1C and 1D)<sup>1</sup>**

<sup>1</sup>Root and tuber vegetables (crop group 1) including arracacha, arrowroot, bitter cassava, chayote (root), Chinese artichoke, chufa, dasheen, edible canna, ginger, Jerusalem artichoke, leren, potato, sweet cassava, sweet potato, tanager, true yam, turmeric, yam, yam bean

**Pests and Application Rates:**

<b>Pests</b>	<b>Transform WG (oz/acre)</b>
aphids	0.75 – 1.5 (0.023 – 0.047 lb ai/acre)
Leafhoppers	1.5 – 2.25 (0.047 – 0.071 lb ai/acre)
Potato psyllid silverleaf whitefly sweetpotato whitefly	2.0 – 2.25 (0.063 – 0.071 lb ai/acre)

**Application Timing:** Treat in accordance with local economic thresholds. Consult your company representative, cooperative extension service, certified crop advisor or state agricultural experiment station for any additional local use recommendations for your area. Two applications may be required for optimum control of whiteflies.

**Application Rate:** Use a higher rate in the rate range for heavy pest populations.

**Restrictions:**

- **Preharvest Interval:** Do not apply within 7 days of harvest.
- **Minimum Treatment Interval:** Do not make applications less than 14 days apart.
- Do not make more than four applications per crop.
- Do not make more than two consecutive applications per crop.
- Do not apply more than a total of 8.5 oz of Transform WG (0.266 lb ai of sulfoxaflor) per acre per year.

**Small Fruit Vine Climbing (Except Fuzzy Kiwifruit) (Subgroup 13-07F)<sup>1</sup> and Low Growing Berry (Subgroup 13-07G)<sup>2</sup> (except strawberry)**

<sup>1</sup>Small fruit vine climbing (except fuzzy kiwifruit) (subgroup 13-07F) including amur river grape, gooseberry, grape, hardy kiwifruit, Maypop, schisandra berry, and cultivars, varieties and/or hybrids of these

<sup>2</sup>Low growing berry (subgroup 13-07G) (except strawberry) including bearberry, bilberry, lowbush blueberry, cloudberry, cranberry, lingonberry, muntries, partridgeberry, and cultivars, varieties and/or hybrids of these

**Pests and Application Rates:**

<b>Pests</b>	<b>Transform WG (oz/acre)</b>
grape leafhopper mealybugs plant bugs	1.5 – 2.75 (0.047 – 0.086 lb ai/acre)
thrips (suppression only)	2.75 (0.086 lb ai/acre)

**Application Timing:** Treat in accordance with local economic thresholds. Consult your company representative, cooperative extension service, certified crop advisor or state agricultural experiment station for any additional local use recommendations for your area.

**Application Rate:** Use a higher rate in the rate range for heavy pest populations.

**Restrictions:**

• **Preharvest Interval:**

- Subgroup 13-07F - Do not apply within 7 days of harvest
- Subgroup 13-07G – Do not apply within 1 day of harvest

• **Minimum Treatment Interval:** Do not make applications less than 7 days apart.

- Do not make more than four applications per crop.
- Do not make more than two consecutive applications per crop.
- Do not apply more than a total of 8.5 oz of Transform WG (0.266 lb ai of sulfoxaflor) per acre per year.
- Do not apply this product at any time between 3 days prior to bloom and until after petal fall.

## Soybean

**Pests and Application Rates:**

Pests	Transform WG (oz/acre)
soybean aphid	0.75 – 1.0 (0.023 – 0.031 lb ai/acre)
Suppression only: brown stink bug southern green stink bug	2.0 – 2.25 (0.063 – 0.071 lb ai/acre)

**Application Timing:** Treat in accordance with local economic thresholds. Consult your company representative, cooperative extension service, certified crop advisor or state agricultural experiment station for any additional local use recommendations for your area.

**Application Rate:** Use a higher rate in the rate range for heavy pest populations.

**Restrictions:**

- **Preharvest Interval:** Do not apply within 7 days of seed, forage or hay harvest.
- **Minimum Treatment Interval:** Do not make applications less than 14 days apart.
- Do not make more than four applications per crop.
- Do not make more than two consecutive applications per crop.
- Do not apply more than a total of 8.5 oz of Transform WG (0.266 lb ai of sulfoxaflor) per acre per year.
- No more than two applications may be made to soybean forage.

## Stone Fruits (Crop Group 12-12)<sup>1</sup>

<sup>1</sup>Stone fruits (crop group 12-12) including apricot, nectarine, peach, plum, prune, sweet cherry, tart cherry

**Pests and Application Rates:**

Pests	Transform WG (oz/acre)
aphids	0.75 – 1.5 (0.023 - 0.047 lb ai/acre)
San Jose scale (suppression only) western flower thrips (suppression only)	2.75 (0.086 lb ai/acre)

**Application Timing:** Treat in accordance with local economic thresholds. Consult your company representative, cooperative extension service, certified crop advisor or state agricultural experiment station for any additional local

use recommendations for your area. Time application for San Jose scale to the crawler stage.

**Application Rate:** Use a higher rate in the rate range for heavy pest populations.

**Restrictions:**

- **Preharvest Interval:** Do not apply within 7 days of harvest.
- **Minimum Treatment Interval:** Do not make applications less than 7 days apart.
- Do not make more than four applications per crop.
- Do not make more than two consecutive applications per crop.
- Do not apply more than a total of 8.5 oz of Transform WG (0.266 lb ai of sulfoxaflor) per acre per year.
- Do not apply this product at any time between 3 days prior to bloom and until after petal fall.

## Strawberry

**Pests and Application Rates:**

Pests	Transform WG (oz/acre)
plant bugs	1.5 – 2.25 (0.047 – 0.071 lb ai/acre)
thrips (suppression only)	2.25 (0.071 lb ai/acre)

**Advisory Pollinator Statement:** Notifying known beekeepers within 1 mile of the treatment area 48 hours before the product is applied will allow them to take additional steps to protect their bees. Also, limiting application to times when managed bees and native pollinators are least active, e.g., 2 hours prior to sunset or when the temperature is below 50°F at the site of application, will minimize risk to bees. The RT<sub>25</sub> for this product is less than or equal to 3 hours.

**Application Timing:** Treat in accordance with local economic thresholds. Consult your company representative, cooperative extension service, certified crop advisor or state agricultural experiment station for any additional local use recommendations for your area.

**Application Rate:** Use a higher rate in the rate range for heavy pest populations.

**Restrictions:**

- **Preharvest Interval:** Do not apply within 7 days of harvest.
- **Minimum Treatment Interval:** Do not make applications less than 7 days apart.
- Do not make more than four applications per crop.
- Do not make more than two consecutive applications per crop.
- Do not apply more than a total of 8.5 oz of Transform WG (0.266 lb ai of sulfoxaflor) per acre per year.

## Succulent, Edible Podded and Dry Beans<sup>1</sup>

<sup>1</sup>Succulent, edible podded, and dry beans including adzuki bean, asparagus bean, bean, blackeyed pea, broad bean, chickpea, Chinese longbean, cowpea, fava bean, field bean, garbanzo bean, grain lupine, green lima bean, jackbean, kidney bean, lablab bean, lima bean, moth bean, mung bean, navy bean, pinto bean, rice bean, runner bean, snap bean, sweet lupine, sword bean, tepary bean, wax bean, white lupine, white sweet lupine, yardlong bean

**Pests and Application Rates:**

Pests	Transform WG (oz/acre)
aphids	0.75 – 1.0 (0.023 – 0.031 lb ai/acre)
plant bugs	1.5 – 2.25



	(0.047 – 0.071 lb ai/acre)
Suppression only: brown stink bug southern green stink bug	2.0 – 2.25 (0.063 – 0.071 lb ai/acre)
thrips (suppression only)	2.25 (0.071 lb ai/acre)

**Application Timing:** Treat in accordance with local economic thresholds. Consult your company representative, cooperative extension service, certified crop advisor or state agricultural experiment station for any additional local use recommendations for your area.

**Application Rate:** Use a higher rate in the rate range for heavy pest populations.

**Restrictions:**

- **Preharvest Interval:** Do not apply within 7 days of harvest.
- **Minimum Treatment Interval:** Do not make applications less than 14 days apart.
- Do not make more than four applications per crop.
- Do not make more than two consecutive applications per crop.
- Do not apply more than a total of 8.5 oz of Transform WG (0.266 lb ai of sulfoxaflor) per acre per year.

**Tree Nuts (Crop Group 14-12)<sup>1</sup>**

<sup>1</sup>Tree nuts (crop group 14-12) including almonds, cashew, chestnut, filbert (hazelnut), macadamia nut, pecan, pistachio, walnut

**Pests and Application Rates:**

Pests	Transform WG (oz/acre)
aphids	0.75 – 1.5 (0.023 - 0.047 lb ai/acre)
San Jose scale (suppression only)	2.75 (0.086 lb ai/acre)

**Application Timing:** Treat in accordance with local economic thresholds. Consult your company representative, cooperative extension service, certified crop advisor or state agricultural experiment station for any additional local use recommendations for your area. Time application for San Jose scale to the crawler stage.

**Application Rate:** Use a higher rate in the rate range for heavy pest populations.

**Restrictions:**

- **Preharvest Interval:** Do not apply within 7 days of harvest.
- **Minimum Treatment Interval:** Do not make applications less than 7 days apart.
- Do not make more than four applications per crop.
- Do not make more than two consecutive applications per crop.
- Do not apply more than a total of 8.5 oz of Transform WG (0.266 lb ai of sulfoxaflor) per acre per year.
- Do not apply this product at any time between 3 days prior to bloom and until after petal fall.

**Tree Plantations**

**Conifers, including Christmas trees, and deciduous trees**

Pests	Transform WG oz/100 gallons	Transform WG oz/acre
Aphids mealybugs such as: citrus mealybug	0.75 – 1.12 (21 – 31 g)	1.5 – 2.25 (0.047 – 0.071 lb ai/acre) (42 – 63 g)



lacebug pine needle scale (time application to the crawler stage)	1.12 (31 g)	2.25 (0.071 lb ai/acre) (63 g)
scale (time application to the crawler stage) such as cottony cushion	1.37 (38 g)	2.75 (0.086 lb ai/acre) (77 g)

**Advisory Pollinator Statement:** Notifying known beekeepers within 1 mile of the treatment area 48 hours before the product is applied will allow them to take additional steps to protect their bees. Also, limiting application to times when managed bees and native pollinators are least active, e.g., 2 hours prior to sunset or when the temperature is below 50°F at the site of application, will minimize risk to bees. The RT<sub>25</sub> for this product is less than or equal to 3 hours.

**Application Timing:** Time applications to reach larvae when small or just hatching. Time application for scale to the crawler stage. A 14-day re-treatment schedule may be necessary to maintain control. Consult with your company representative, state agricultural experiment station, certified pest control advisor, or extension specialist for information on application timing for specific pests in your area.

**Application Rate:** The rate of Transform WG applied per acre will depend upon tree size and severity of infestation. Use a higher rate in the rate range for large trees or heavy infestations. Apply in sufficient volume to ensure thorough coverage.

**Restrictions:**

- **Minimum Treatment Interval:** Do not make applications less than 14 days apart.
- Do not make more than two consecutive applications.
- Do not make more than four applications per crop per year
- Do not apply more than a total of 8.5 oz of Transform WG (0.266 lb ai of sulfoxaflor) per acre per year.
- Do not apply this product at any time between 3 days prior to bloom and until after petal fall.

**Turfgrass**

(For application only to commercial sod farms)

**Pests and Application Rates:**

Pests	Transform WG (oz/acre)
aphids (greenbug)	1.5 (0.047 lb ai/acre)
chinch bugs (suppression only)	2.75 (0.086 lb ai/acre)

**Application Method:** Dilute Transform WG in water and apply using suitable hand- or power-operated application equipment (such as tractor-mounted, portable pump-up, backpack, hydraulic, boom, turf “spray gun”) in a manner to provide complete and uniform plant coverage.

**Restrictions:**

- **Minimum Treatment Interval:** Do not make applications less than 7 days apart.
- Do not make more than two consecutive applications per crop.
- Do not apply more than a total of 8.5 oz of Transform WG (0.266 lb ai of sulfoxaflor) per acre per year.
- Do not feed treated grass cuttings (hay) or seed screenings to livestock or use hay for livestock bedding.
- Do not apply to golf courses, parks, playgrounds, athletic fields, or residential lawns.
- Do not make aerial applications to turfgrass.
- Do not apply this product at any time between 3 days prior to bloom and until after petal fall.
- Only for use on commercial sod farms.

If terms of the following Warranty Disclaimer, Inherent Risks of Use, and Limitation of Remedies are not acceptable, return unopened package at once to the seller for a full refund of purchase price paid. Otherwise, use by the buyer or any other user constitutes acceptance of the terms under Warranty Disclaimer, Inherent Risks of Use and Limitation of Remedies.

---

### **Warranty Disclaimer**

---

Dow AgroSciences warrants that this product conforms to the chemical description on the label and is reasonably fit for the purposes stated on the label when used in strict accordance with the directions, subject to the inherent risks set forth below. Dow AgroSciences MAKES NO OTHER EXPRESS OR IMPLIED WARRANTY OF MERCHANTABILITY OR FITNESS FOR A PARTICULAR PURPOSE OR ANY OTHER EXPRESS OR IMPLIED WARRANTY.

---

### **Inherent Risks of Use**

---

It is impossible to eliminate all risks associated with use of this product. Plant injury, lack of performance, or other unintended consequences may result because of such factors as use of the product contrary to label instructions (including conditions noted on the label, such as unfavorable temperature, soil conditions, etc.), abnormal conditions (such as excessive rainfall, drought, tornadoes, hurricanes), presence of other materials, the manner of application, or other factors, all of which are beyond the control of Dow AgroSciences or the seller. To the extent consistent with applicable law all such risks shall be assumed by buyer.

---

### **Limitation of Remedies**

---

To the extent permitted by law, the exclusive remedy for losses or damages resulting from this product (including claims based on contract, negligence, strict liability, or other legal theories), shall be limited to, at Dow AgroSciences' election, one of the following:

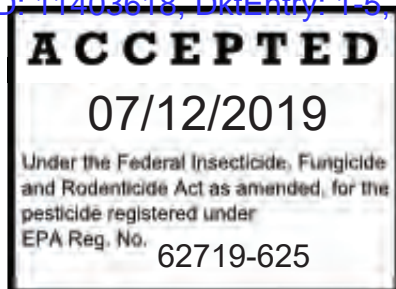
1. Refund of purchase price paid by buyer or user for product bought, or
2. Replacement of amount of product used

Dow AgroSciences shall not be liable for losses or damages resulting from handling or use of this product unless Dow AgroSciences is promptly notified of such loss or damage in writing. In no case shall Dow AgroSciences be liable for consequential or incidental damages or losses.

The terms of the Warranty Disclaimer, Inherent Risks of Use, and Limitation of Remedies cannot be varied by any written or verbal statements or agreements. No employee or sales agent of Dow AgroSciences or the seller is authorized to vary or exceed the terms of the Warranty Disclaimer or Limitation of Remedies in any manner.

®™ Trademarks of Dow AgroSciences, DuPont or Pioneer and their affiliated companies or respective owners

EPA accepted \_\_/\_\_/\_\_



# Supplemental Labeling

Dow AgroSciences LLC 9330 Zionsville Road Indianapolis, IN 46268-1054 USA

## Transform® WG

EPA Reg. No. 62719-625

This supplemental label expires on July 1, 2022, and must not be used or distributed after this date.

**For control or suppression of aphids and plant bugs in Alfalfa**

### ATTENTION

- It is a violation of Federal law to use this product in a manner inconsistent with its labeling.
- This labeling must be in the possession of the user at the time of application.
- Read the label affixed to the container for Transform® WG insecticide before applying. Carefully follow all precautionary statements and applicable use directions.
- Use of Transform WG according to this labeling is subject to all use precautions and limitations imposed by the label affixed to the container for Transform WG.

### Directions for Use

Refer to product label for Use Precautions, Mixing and Application instructions.

### Pests and Application Rates:

Pests	Transform WG (oz/acre)
aphids	0.75 – 1.0 (0.023 – 0.031 lb ai/acre)
Tarnished plant bug Western tarnished plant bug	1.5 – 2.75 (0.047 – 0.086 lb ai/acre)

**Application Timing:** Treat in accordance with local economic thresholds. Consult your company representative, cooperative extension service, certified crop advisor or state agricultural experiment station for any additional local use recommendations for your area.

**Application Rate:** Use a higher rate in the rate range for heavy pest populations.

### Restrictions:

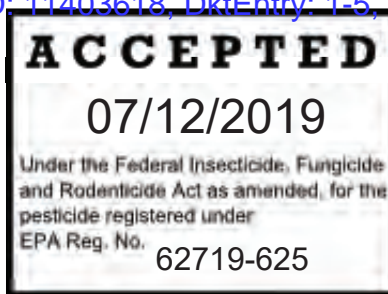
- **Preharvest Interval:** Do not apply within 7 days of grazing, or forage, fodder, or hay harvest.
- **Minimum Treatment Interval:** Do not make applications less than 7 days apart.
- Do not make more than two applications per cutting.
- Do not apply more than a total of 8.5 oz of Transform WG (0.266 lb ai of sulfoxaflor) per acre per year.

©™ Trademarks of Dow AgroSciences, DuPont or Pioneer and their affiliated companies or respective owners

R396-010

EPA accepted \_\_\_/\_\_\_/\_\_\_

Initial printing



# Supplemental Labeling

Dow AgroSciences LLC 9330 Zionsville Road Indianapolis, IN 46268-1054 USA

## Transform® WG

EPA Reg. No. 62719-625

This supplemental label expires on July 1, 2022, and must not be used or distributed after this date.

### For control or suppression of aphids in Barley, Oats, Rye, Teff, Triticale and Wheat

#### ATTENTION

- It is a violation of Federal law to use this product in a manner inconsistent with its labeling.
- This labeling must be in the possession of the user at the time of application.
- Read the label affixed to the container for Transform® WG insecticide before applying. Carefully follow all precautionary statements and applicable use directions.
- Use of Transform WG according to this labeling is subject to all use precautions and limitations imposed by the label affixed to the container for Transform WG.

### Directions for Use

Refer to product label for Use Precautions, Mixing and Application instructions.

### Pests and Application Rates:

Pests	Transform WG (oz/acre)
Aphids, including Russian wheat aphid and greenbug	0.75 – 1.5 (0.023 – 0.047 lb ai/acre)

**Application Timing:** Treat in accordance with local economic thresholds. Consult your company representative, cooperative extension service, certified crop advisor or state agricultural experiment station for any additional local use recommendations for your area.

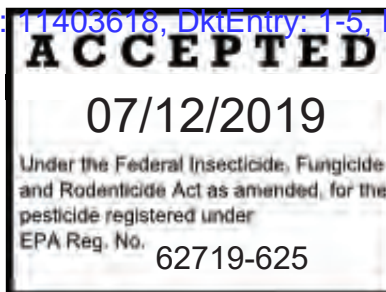
**Application Rate:** Use a higher rate in the rate range for heavy pest populations.

### Restrictions:

- **Preharvest Interval:** Do not apply within 14 days of grain or straw harvest or within 7 days of grazing, or forage, fodder, or hay harvest.
- **Minimum Treatment Interval:** Do not make applications less than 14 days apart.
- Do not make more than two applications per crop.
- Do not apply more than a total of 2.8 oz of Transform WG (0.09 lb ai of sulfoxaflor) per acre per year.

®™ Trademarks of Dow AgroSciences, DuPont or Pioneer and their affiliated companies or respective owners

R396-014  
EPA accepted \_\_\_/\_\_\_/\_\_\_  
Initial printing



# Supplemental Labeling

Dow AgroSciences LLC 9330 Zionsville Road Indianapolis, IN 46268-1054 USA

## Transform® WG

EPA Reg. No. 62719-625

This supplemental label expires on July 1, 2022, and must not be used or distributed after this date.

### For control or suppression of aphids and whiteflies and suppression of thrips in Brassica Head and Stem Vegetables (Crop Group 5-16)<sup>1</sup>

<sup>1</sup>Brassica (cole) leafy vegetables (crop group 5-16): broccoli, Brussels sprouts, cabbage, cauliflower, Chinese cabbage (bok choy), Napa cabbage, cultivars, varieties, and hybrids of these commodities

#### ATTENTION

- It is a violation of Federal law to use this product in a manner inconsistent with its labeling.
- This labeling must be in the possession of the user at the time of application.
- Read the label affixed to the container for Transform® WG insecticide before applying. Carefully follow all precautionary statements and applicable use directions.
- Use of Transform WG according to this labeling is subject to all use precautions and limitations imposed by the label affixed to the container for Transform WG.

#### Directions for Use

Refer to product label for Use Precautions, Mixing and Application instructions.

#### Pests and Application Rates:

Pests	Transform WG (oz/acre)
Aphids	0.75 – 1.0 (0.023 – 0.031 lb ai/acre)
silverleaf whitefly sweetpotato whitefly	2.0 – 2.75 (0.063 – 0.086 lb ai/acre)
thrips (suppression only)	2.75 (0.086 lb ai/acre)

**Application Timing:** Treat in accordance with local economic thresholds. Consult your company representative, cooperative extension service, certified crop advisor or state agricultural experiment station for any additional local use recommendations for your area. Two applications may be required for optimum control of whiteflies.

**Application Rate:** Use a higher rate in the rate range for heavy pest populations.

#### Restrictions:

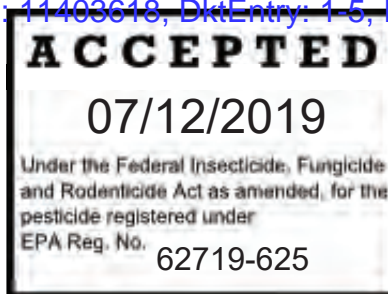
- **Preharvest Interval:** Do not apply within 3 days of harvest.
- **Minimum Treatment Interval:** Do not make applications less than 7 days apart.
- Do not make more than four applications per crop.
- Do not make more than two consecutive applications per crop.
- Do not apply more than a total of 8.5 oz of Transform WG (0.266 lb ai of sulfoxaflor) per acre per year.
- Do not apply this product at any time between 3 days prior to bloom and until after petal fall.

®™ Trademarks of Dow AgroSciences, DuPont or Pioneer and their affiliated companies or respective owners

R396-245

EPA accepted \_\_\_/\_\_\_/\_\_\_

Initial printing



# Supplemental Labeling

Dow AgroSciences LLC 9330 Zionsville Road Indianapolis, IN 46268-1054 USA

## Transform® WG

EPA Reg. No. 62719-625

This supplemental label expires on July 1, 2022, and must not be used or distributed after this date.

### For suppression of onion thrips in Bulb Vegetables (Crop Group 3-07)<sup>1</sup>

<sup>1</sup>Bulb vegetables (crop group 3-07) including beltsville bunching onion, bulb daylilly, bulb fritillaria, bulb garlic, bulb lily, bulb onion, bulb shallot, Chinese bulb onion, Chinese fresh leaf chive, elegans hosta, fresh leaf chive, fresh leaf shallot, fresh onion, garlic, great-headed bulb garlic, green onion, kurrat, lady's leek, leek, leaf fritillaria, macrostem onion, pearl onion, potato bulb onion, serpent bulb garlic, tree onion tops, Welsh onion tops, wild leek, and cultivars, varieties, and/or hybrids of these

#### ATTENTION

- It is a violation of Federal law to use this product in a manner inconsistent with its labeling.
- This labeling must be in the possession of the user at the time of application.
- Read the label affixed to the container for Transform® WG insecticide before applying. Carefully follow all precautionary statements and applicable use directions.
- Use of Transform WG according to this labeling is subject to all use precautions and limitations imposed by the label affixed to the container for Transform WG.

### Directions for Use

Refer to product label for Use Precautions, Mixing and Application instructions.

### Pests and Application Rates:

Pests	Transform WG (oz/acre)
onion thrips (suppression only)	2.75 (0.086 lb ai/acre)

**Application Timing:** Treat in accordance with local economic thresholds. Consult your company representative, cooperative extension service, certified crop advisor or state agricultural experiment station for any additional local use recommendations for your area.

### Restrictions:

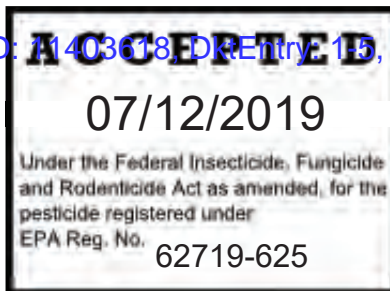
- **Preharvest Interval:** Do not apply within 7 days of harvest.
- **Minimum Treatment Interval:** Do not make applications less than 7 days apart.
- Do not make more than four applications per crop.
- Do not make more than two consecutive applications per crop.
- Do not apply more than a total of 8.5 oz of Transform WG (0.266 lb ai of sulfoxaflor) per acre per year.
- Do not apply this product at any time between 3 days prior to bloom and until after petal fall.

®™ Trademarks of Dow AgroSciences, DuPont or Pioneer and their affiliated companies or respective owners

R396-246  
EPA accepted \_\_\_/\_\_\_/\_\_\_  
Initial printing







# Supplemental Labeling

Dow AgroSciences LLC 9330 Zionsville Road Indianapolis, IN 46268-1054 USA

## Transform® WG

EPA Reg. No. 62719-625

This supplemental label expires on July 1, 2022, and must not be used or distributed after this date.

### For control or suppression of aphids in Cacao

#### ATTENTION

- It is a violation of Federal law to use this product in a manner inconsistent with its labeling.
- This labeling must be in the possession of the user at the time of application.
- Read the label affixed to the container for Transform® WG insecticide before applying. Carefully follow all precautionary statements and applicable use directions.
- Use of Transform WG according to this labeling is subject to all use precautions and limitations imposed by the label affixed to the container for Transform WG.

#### Directions for Use

Refer to product label for Use Precautions, Mixing and Application instructions.

#### Pests and Application Rates:

Pests	Transform WG (oz/acre)
Black citrus aphid	1.2 (0.038 lb ai/acre)

**Application Timing:** Treat in accordance with local economic thresholds. Consult your company representative, cooperative extension service, certified crop advisor or state agricultural experiment station for any additional local use recommendations for your area.

**Application Rate:** Use a higher rate in the rate range for heavy pest populations.

#### Restrictions:

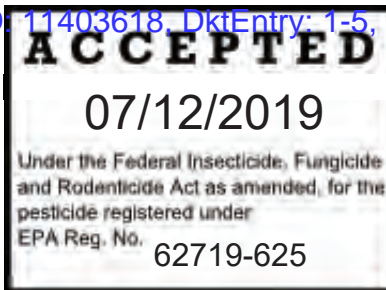
- **Preharvest Interval:** Do not apply within 3 days of harvest.
- **Minimum Treatment Interval:** Do not make applications less than 28 days apart.
- Do not make more than four applications per crop.
- Do not apply more than a total of 4.8 oz of Transform WG (0.14 lb ai of sulfoxaflor) per acre per year.

®™ Trademarks of Dow AgroSciences, DuPont or Pioneer and their affiliated companies or respective owners

R396-011

EPA accepted \_\_/\_\_/\_\_

Initial printing



# Supplemental Labeling

Dow AgroSciences LLC 9330 Zionsville Road Indianapolis, IN 46268-1054 USA

## Transform® WG

EPA Reg. No. 62719-625

This supplemental label expires on July 1, 2022, and must not be used or distributed after this date.

### For control or suppression of aphids in Canola (Rapeseed) (Subgroup 20A)<sup>1</sup>

<sup>1</sup>Canola (rapeseed) (subgroup 20A) including borage, canola, crambe, cuphea, echium, flax seed, gold of pleasure, hare's ear mustard, lesquerella, lunaria, meadowfoam, milkweed, mustard seed, oil radish, poppy seed, rapeseed, sesame, sweet rocket cultivars, varieties and/or hybrids of these

#### ATTENTION

- It is a violation of Federal law to use this product in a manner inconsistent with its labeling.
- This labeling must be in the possession of the user at the time of application.
- Read the label affixed to the container for Transform® WG insecticide before applying. Carefully follow all precautionary statements and applicable use directions.
- Use of Transform WG according to this labeling is subject to all use precautions and limitations imposed by the label affixed to the container for Transform WG.

### Directions for Use

Refer to product label for Use Precautions, Mixing and Application instructions.

### Pests and Application Rates:

Pests	Transform WG (oz/acre)
Aphids	0.5 – 0.75 (0.016 – 0.023 lb ai/acre)

**Application Timing:** Treat in accordance with local economic thresholds. Consult your company representative, cooperative extension service, certified crop advisor or state agricultural experiment station for any additional local use recommendations for your area.

**Application Rate:** Use a higher rate in the rate range for heavy pest populations.

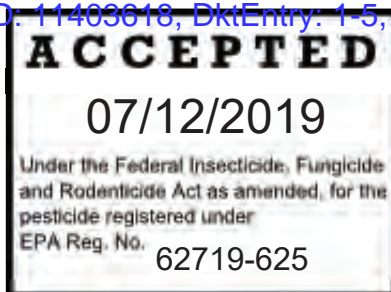
### Restrictions:

- **Preharvest Interval:** Do not apply within 14 days of grain, straw, forage, fodder, or hay harvest.
- **Minimum Treatment Interval:** Do not make applications less than 14 days apart.
- Do not make more than two applications per year.
- Do not apply more than a total of 1.5 oz of Transform WG (0.046 lb ai of sulfoxaflor) per acre per year.
- Do not apply this product at any time between 3 days prior to bloom and until after petal fall.

®™ Trademarks of Dow AgroSciences, DuPont or Pioneer and their affiliated companies or respective owners

R396-247  
EPA accepted \_\_\_/\_\_\_/\_\_\_  
Initial printing

# Supplemental Labeling



Dow AgroSciences LLC

9330 Zionsville Road

Indianapolis, IN 46268-1054 USA

## Transform<sup>®</sup> WG

EPA Reg. No. 62719-625

This supplemental label expires on July 1, 2022, and must not be used or distributed after this date.

### For control or suppression of aphids, mealybugs, psyllid, scale and thrips, and suppression of California red scale and citricola scale in Citrus (Crop Group 10)<sup>1</sup>:

<sup>1</sup>Citrus (crop group 10) including citrus citron, grapefruit, kumquat, lemon, lime, orange (sweet), range (sour), tangelo, tangerine, and hybrids of these

#### ATTENTION

- It is a violation of Federal law to use this product in a manner inconsistent with its labeling.
- This labeling must be in the possession of the user at the time of application.
- Read the label affixed to the container for Transform<sup>®</sup> WG insecticide before applying. Carefully follow all precautionary statements and applicable use directions.
- Use of Transform WG according to this labeling is subject to all use precautions and limitations imposed by the label affixed to the container for Transform WG.

#### Directions for Use

Refer to product label for Use Precautions, Mixing and Application instructions.

#### Pests and Application Rates:

Pests	Transform WG (oz/acre)
Aphid	0.75 – 1.5 (0.023 - 0.047 lb ai/acre)
Asian citrus psyllid citrus snow scale mealybugs	1.5 – 2.75 (0.047 – 0.086 lb ai/acre)
Citrus thrips Florida red scale	2.75 (0.086 lb ai/acre)
Suppression only: California red scale citricola scale	2.75 (0.086 lb ai/acre)

**Advisory Pollinator Statement:** Notifying known beekeepers within 1 mile of the treatment area 48 hours before the product is applied will allow them to take additional steps to protect their bees. Also, limiting application to times when managed bees and native pollinators are least active, e.g., 2 hours prior to sunset or when the temperature is below 50°F at the site of application, will minimize risk to bees. The RT<sub>25</sub> for this product is less than or equal to 3 hours.

**Application Timing:** Treat in accordance with local economic thresholds. Consult your company representative, cooperative extension service, certified crop advisor or state agricultural experiment station for any additional local use recommendations for your area. Time application for scales to the crawler stage.

**Application Rate:** Use a higher rate in the rate range for heavy pest populations.

**Restrictions:**

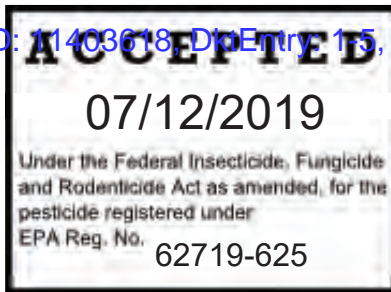
- **Preharvest Interval:** Do not apply within 1 day of harvest.
- **Minimum Treatment Interval:** Do not make applications less than 14 days apart.
- Do not make more than four applications per crop.
- Do not make more than two consecutive applications per crop.
- Do not apply more than a total of 8.5 oz of Transform WG (0.266 lb ai of sulfoxaflor) per acre per year.
- Only one application is allowed between 3 days before bloom and until after petal fall per year.

®™ Trademarks of Dow AgroSciences, DuPont or Pioneer and their affiliated companies or respective owners

R396-211

EPA accepted \_\_\_/\_\_\_/\_\_\_

Initial printing



# Supplemental Labeling

Dow AgroSciences LLC 9330 Zionsville Road Indianapolis, IN 46268-1054 USA

## Transform® WG

EPA Reg. No. 62719-625

This supplemental label expires on July 1, 2022, and must not be used or distributed after this date.

**For control or suppression of aphids in Corn (Field, Pop, Sweet, Grown for Seed), Millet, Sorghum and Teosinte**

**Not for use on sweet sorghum**

### ATTENTION

- It is a violation of Federal law to use this product in a manner inconsistent with its labeling.
- This labeling must be in the possession of the user at the time of application.
- Read the label affixed to the container for Transform® WG insecticide before applying. Carefully follow all precautionary statements and applicable use directions.
- Use of Transform WG according to this labeling is subject to all use precautions and limitations imposed by the label affixed to the container for Transform WG.

### Directions for Use

Refer to product label for Use Precautions, Mixing and Application instructions.

### Pests and Application Rates:

Pests	Transform WG (oz/acre)
aphids	0.75 – 1.5 (0.023 – 0.047 lb ai/acre)

**Application Timing:** Treat in accordance with local economic thresholds. Consult your company representative, cooperative extension service, certified crop advisor or state agricultural experiment station for any additional local use recommendations for your area.

**Application Rate:** Use a higher rate in the rate range for heavy pest populations.

### Restrictions:

#### Sweet Corn

- **Preharvest Interval:** Do not apply within 7 days of harvest.
- **Minimum Treatment Interval:** Do not make applications less than 14 days apart.
- Do not make more than two applications per acre per year.
- Do not apply more than a total of 3.0 oz of Transform WG (0.09 lb ai of sulfoxaflor) per acre per year.

#### Corn (Field, Pop, Sweet, Grown for Seed) Millet, Sorghum and Teosinte

- **Preharvest Interval:** Do not apply within 14 days for grain or straw harvest or within 7 days of grazing, forage,

fodder, or hay harvest.

- **Minimum Treatment Interval:** Do not make applications less than 14 days apart.
- Do not make more than two applications per acre per year.
- Do not apply more than a total of 3.0 oz of Transform WG (0.09 lb ai of sulfoxaflor) per acre per year.
- Do not apply product 3 days before bloom or until after seed set.
- Do not use on sweet sorghum.

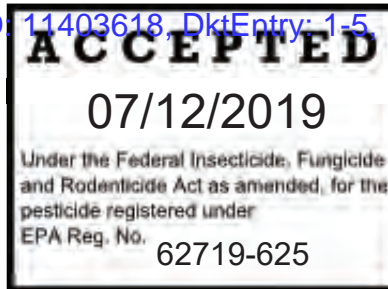
®™ Trademarks of Dow AgroSciences, DuPont or Pioneer and their affiliated companies or respective owners

R396-012

EPA accepted \_\_\_/\_\_\_/\_\_\_

Initial printing





# Supplemental Labeling

Dow AgroSciences LLC 9330 Zionsville Road Indianapolis, IN 46268-1054 USA

## Transform<sup>®</sup> WG

EPA Reg. No. 62719-625

This supplemental label expires on July 1, 2022, and must not be used or distributed after this date.

**For control or suppression of aphids, fleahopper, plant bugs, and whiteflies and suppression of thrips and stink bugs in Cotton**

### ATTENTION

- It is a violation of Federal law to use this product in a manner inconsistent with its labeling.
- This labeling must be in the possession of the user at the time of application.
- Read the label affixed to the container for Transform<sup>®</sup> WG insecticide before applying. Carefully follow all precautionary statements and applicable use directions.
- Use of Transform WG according to this labeling is subject to all use precautions and limitations imposed by the label affixed to the container for Transform WG.

### Directions for Use

Refer to product label for Use Precautions, Mixing and Application instructions.

### Pests and Application Rates:

Pests	Transform WG (oz/acre)
cotton aphid	0.75 – 1.0 (0.023 – 0.031 lb ai/acre)
cotton fleahopper	0.75 – 1.5 (0.023 – 0.047 lb ai/acre)
tarnished plant bug western tarnished plant bug	1.5 – 2.25 (0.047 – 0.071 lb ai/acre)
sweetpotato whitefly, silverleaf whitefly	2.0 – 2.25 (0.063 – 0.071 lb ai/acre)
Suppression only: brown stink bug, southern green stink bug, thrips	2.0 – 2.25 (0.063 – 0.071 lb ai/acre)

**Advisory Pollinator Statement:** Notifying known beekeepers within 1 mile of the treatment area 48 hours before the product is applied will allow them to take additional steps to protect their bees. Also, limiting application times when managed bees and native pollinators are least active, e.g., 2 hours prior to sunset or when the temperature is below 50°F at the site of application, will minimize risk to bees. The RT<sub>25</sub> for this product is less than or equal to 3 hours.

**Application Timing:** Treat in accordance with local economic thresholds. Consult your company representative, cooperative extension service, certified crop advisor or state agricultural experiment station for any additional local use recommendations for your area.

**Application Rate:** Use a higher rate in the rate range for heavy pest populations. Two applications may be required for optimum tarnished plant bug control under high pest pressure or heavy immigration of plant bugs from other crops.

**Restrictions:**

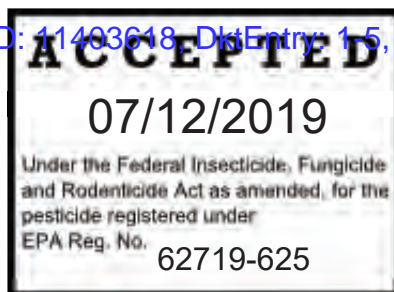
- **Preharvest Interval:** Do not apply within 14 days of harvest.
- **Minimum Treatment Interval:** Do not make applications less than 5 days apart.
- Do not make more than four applications per acre per year.
- Do not make more than two consecutive applications per crop.
- Do not apply more than a total of 8.5 oz of Transform WG (0.266 lb ai of sulfoxaflor) per acre per year.

®™ Trademarks of Dow AgroSciences, DuPont or Pioneer and their affiliated companies or respective owners

R396-212

EPA accepted \_\_\_/\_\_\_/\_\_\_

Initial printing



# Supplemental Labeling

Dow AgroSciences LLC

9330 Zionsville Road

Indianapolis, IN 46268-1054 USA

## Transform<sup>®</sup> WG

EPA Reg. No. 62719-625

This supplemental label expires on July 1, 2022, and must not be used or distributed after this date.

### For control or suppression of aphids, and whiteflies and suppression of thrips in Cucurbit Vegetables (Crop Group 9)<sup>1</sup>

<sup>1</sup>Cucurbit vegetables (crop group 9) including balsam apple, balsam pear, bitter melon, cantaloupe, casaba, chayote, Chinese cucumber, Chinese okra, crenshaw melon, crookneck squash, cucumber, cucuzza, edible gourds, golden pershaw melon, hechima, honey balls, honeydew melon, hyotan, mango melon, Persian melon, pineapple melon, pumpkin, Santa Claus melon, scallop squash, snake melon, spaghetti squash, straightneck squash, summer squash, true cantaloupe, vegetable marrow, watermelon, winter squash, and other varieties and/or hybrids of these

#### ATTENTION

- It is a violation of Federal law to use this product in a manner inconsistent with its labeling.
- This labeling must be in the possession of the user at the time of application.
- Read the label affixed to the container for Transform<sup>®</sup> WG insecticide before applying. Carefully follow all precautionary statements and applicable use directions.
- Use of Transform WG according to this labeling is subject to all use precautions and limitations imposed by the label affixed to the container for Transform WG.

#### Directions for Use

Refer to product label for Use Precautions, Mixing and Application instructions.

#### Pests and Application Rates:

Pests	Transform WG (oz/acre)
Aphids	0.75 (0.023 lb ai/acre)
silverleaf whitefly sweetpotato whitefly	2.0 – 2.25 (0.063 – 0.071 lb ai/acre)
thrips (suppression only)	2.25 (0.071 lb ai/acre)

**Advisory Pollinator Statement:** Notifying known beekeepers within 1 mile of the treatment area 48 hours before the product is applied will allow them to take additional steps to protect their bees. Also, limiting application to times when managed bees and native pollinators are least active, e.g., 2 hours prior to sunset or when the temperature is below 50°F at the site of application, will minimize risk to bees. The RT<sub>25</sub> for this product is less than or equal to 3 hours.

**Application Timing:** Treat in accordance with local economic thresholds. Consult your company representative, cooperative extension service, certified crop advisor or state agricultural experiment station for any additional local use recommendations for your area. Two applications may be required for optimum control of whiteflies

**Application Rate:** Use a higher rate in the rate range for heavy pest populations.

**Restrictions:**

- **Preharvest Interval:** Do not apply within 1 day of harvest.
- **Minimum Treatment Interval:** Do not make applications less than 7 days apart.
- Do not make more than four applications per crop.
- Do not make more than two consecutive applications per crop.
- Do not apply more than a total of 8.5 oz of Transform WG (0.266 lb ai of sulfoxaflor) per acre per year.

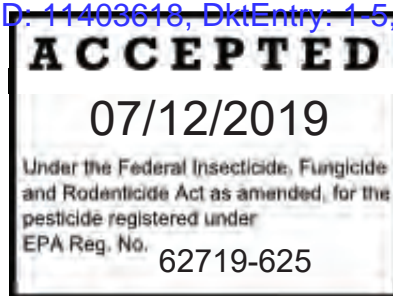
®™ Trademarks of Dow AgroSciences, DuPont or Pioneer and their affiliated companies or respective owners

R396-213

EPA accepted \_\_\_/\_\_\_/\_\_\_

Initial printing

# Supplemental Labeling



Dow AgroSciences LLC

9330 Zionsville Road

Indianapolis, IN 46268-1054 USA

## Transform<sup>®</sup> WG

EPA Reg. No. 62719-625

This supplemental label expires on July 1, 2022, and must not be used or distributed after this date.

### For control or suppression of aphids, plant bugs and whiteflies and suppression of thrips in Fruiting Vegetables (Crop Group 8)<sup>1</sup> and Okra

<sup>1</sup>Fruiting vegetables (crop group 8) including bell pepper, eggplant, groundcherry, pimento, sweet pepper, tomatillo, tomato

#### ATTENTION

- It is a violation of Federal law to use this product in a manner inconsistent with its labeling.
- This labeling must be in the possession of the user at the time of application.
- Read the label affixed to the container for Transform<sup>®</sup> WG insecticide before applying. Carefully follow all precautionary statements and applicable use directions.
- Use of Transform WG according to this labeling is subject to all use precautions and limitations imposed by the label affixed to the container for Transform WG.

#### Directions for Use

Refer to product label for Use Precautions, Mixing and Application instructions.

#### Pests and Application Rates:

Pests	Transform WG (oz/acre)
Aphids	0.75 – 1.0 (0.023 – 0.031 lb ai/acre)
plant bugs	1.5 – 2.25 (0.047 - 0.071 lb ai/acre)
greenhouse whitefly (outdoors) silverleaf whitefly sweetpotato whitefly	2 – 2.25 (0.063 – 0.071 lb ai/acre)
thrips (suppression only)	2.25 (0.071 lb ai/acre)

**Application Timing:** Treat in accordance with local economic thresholds. Consult your company representative, cooperative extension service, certified crop advisor or state agricultural experiment station for any additional local use recommendations for your area. Two applications may be required for optimum control of whiteflies.

**Application Rate:** Use a higher rate in the rate range for heavy pest populations.

#### Restrictions:

- **Preharvest Interval:** Do not apply within 1 day of harvest.
- **Minimum Treatment Interval:** Do not make applications less than 7 days apart.
- Do not make more than four applications per crop.
- Do not make more than two consecutive applications per crop.

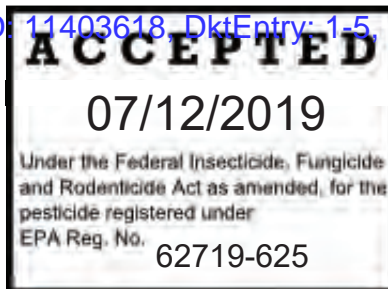
- Do not apply more than a total of 8.5 oz of Transform WG (0.266 lb ai of sulfoxaflor) per acre per year.

®™ Trademarks of Dow AgroSciences, DuPont or Pioneer and their affiliated companies or respective owners

R396-248

EPA accepted \_\_\_/\_\_\_/\_\_\_

Initial printing



# Supplemental Labeling

Dow AgroSciences LLC

9330 Zionsville Road

Indianapolis, IN 46268-1054 USA

## Transform<sup>®</sup> WG

EPA Reg. No. 62719-625

This supplemental label expires on July 1, 2022, and must not be used or distributed after this date.

### For control or suppression of aphids and whiteflies and suppression of thrips in Leafy Greens (Subgroup 4-16A)<sup>1</sup>, Leafy Petiole Vegetables (Subgroup 22B), Watercress

<sup>1</sup>Leafy greens (crop group 4-16A) including Amaranth, Chinese; amaranth, leafy; aster, Indian; blackjack; cat's whiskers; cham-chwi; cham-na-mul; chervil, fresh leaves; chipilin; chrysanthemum, garland; cilantro, fresh leaves; corn salad; cosmos; dandelion, leaves; dang-gwi, leaves; dillweed; dock; dol-nam-mul; ebolo; endive; escarole; fameflower; feather cockscomb; Good King Henry; huauzontle; jute, leaves; lettuce, bitter; lettuce, head; lettuce, leaf; orach; parsley, fresh leaves; plantain, buckhorn; primrose, English; purslane, garden; purslane, winter; radicchio; spinach; spinach, Malabar; spinach, New Zealand; spinach, tanier; Swiss chard; violet, Chinese, leaves; cultivars, varieties, and hybrids of these commodities.

<sup>2</sup>Leafy Petiole Vegetable (subgroup 22B) including cardoon; celery; celery, Chinese; fuki; rhubarb; udo; zuiki; cultivars, varieties, and hybrids of these commodities

#### ATTENTION

- It is a violation of Federal law to use this product in a manner inconsistent with its labeling.
- This labeling must be in the possession of the user at the time of application.
- Read the label affixed to the container for Transform<sup>®</sup> WG insecticide before applying. Carefully follow all precautionary statements and applicable use directions.
- Use of Transform WG according to this labeling is subject to all use precautions and limitations imposed by the label affixed to the container for Transform WG.

#### Directions for Use

Refer to product label for Use Precautions, Mixing and Application instructions.

#### Pests and Application Rates:

Pests	Transform WG (oz/acre)
Aphids	0.75 – 1.0 (0.023 - 0.031 lb ai/acre)
silverleaf whitefly sweetpotato whitefly	2.0 – 2.75 (0.063 – 0.086 lb ai/acre)
thrips (suppression only)	2.75 (0.086 lb ai/acre)

**Application Timing:** Treat in accordance with local economic thresholds. Consult your company representative, cooperative extension service, certified crop advisor or state agricultural experiment station for any additional local use recommendations for your area. Two applications may be required for optimum control of whiteflies

**Application Rate:** Use a higher rate in the rate range for heavy pest populations.

#### Restrictions:

- **Preharvest Interval:** Do not apply within 3 days of harvest.



- **Minimum Treatment Interval:** Do not make applications less than 7 days apart.
- Do not make more than four applications per crop.
- Do not make more than two consecutive applications per crop.
- Do not apply more than a total of 8.5 oz of Transform WG (0.266 lb ai of sulfoxaflor) per acre per year.
- Do not apply this product at any time between 3 days prior to bloom and until after petal fall.

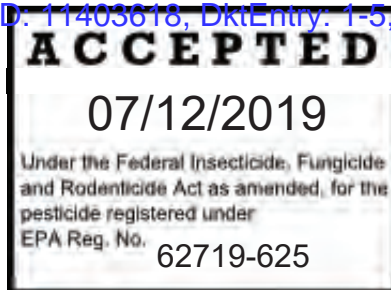
®™ Trademarks of Dow AgroSciences, DuPont or Pioneer and their affiliated companies or respective owners

R396-249

EPA accepted \_\_\_/\_\_\_/\_\_\_

Initial printing

# Supplemental Labeling



Dow AgroSciences LLC

9330 Zionsville Road

Indianapolis, IN 46268-1054 USA

## Transform<sup>®</sup> WG

EPA Reg. No. 62719-625

This supplemental label expires on July 1, 2022, and must not be used or distributed after this date.

### For control or suppression of aphids, leafhoppers, and whiteflies in Leaves of Root and Tuber Vegetables (Crop Group 2)<sup>1</sup>

<sup>1</sup>Leaves of root and tuber vegetables (crop group 2) including bitter cassava, black salsify, carrot, celeriac (celery root), chicory, dasheen (taro), edible burdock, garden beet, oriental radish (daikon), parsnip, radish, rutabaga, sugar beet, sweet cassava, sweet potato, tanier, true yam, turnip, turnip-rooted chervil

#### ATTENTION

- It is a violation of Federal law to use this product in a manner inconsistent with its labeling.
- This labeling must be in the possession of the user at the time of application.
- Read the label affixed to the container for Transform<sup>®</sup> WG insecticide before applying. Carefully follow all precautionary statements and applicable use directions.
- Use of Transform WG according to this labeling is subject to all use precautions and limitations imposed by the label affixed to the container for Transform WG.

#### Directions for Use

Refer to product label for Use Precautions, Mixing and Application instructions.

#### Pests and Application Rates:

Pests	Transform WG (oz/acre)
Aphids	0.75 – 1.0 (0.023 – 0.031 lb ai/acre)
Leafhoppers	1.5 – 2.75 (0.047 – 0.086 lb ai/acre)
silverleaf whitefly sweetpotato whitefly	2.0 – 2.75 (0.063 – 0.086 lb ai/acre)

**Application Timing:** Treat in accordance with local economic thresholds. Consult your company representative, cooperative extension service, certified crop advisor or state agricultural experiment station for any additional local use recommendations for your area. Two applications may be required for optimum control of whiteflies.

**Application Rate:** Use a higher rate in the rate range for heavy pest populations.

#### Restrictions:

- **Preharvest Interval:** Do not apply within 7 days of harvest.
- **Minimum Treatment Interval:** Do not make applications less than 7 days apart.
- Do not make more than four applications per crop.
- Do not make more than two consecutive applications per crop.
- Do not apply more than a total of 8.5 oz of Transform WG (0.266 lb ai of sulfoxaflor) per acre per year.
- Do not apply this product at any time between 3 days prior to bloom and until after petal fall.

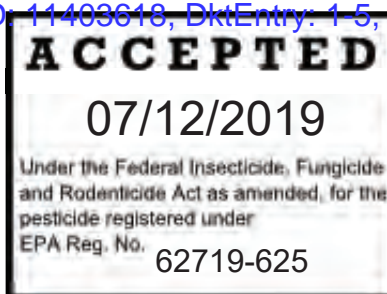
®™ Trademarks of Dow AgroSciences, DuPont or Pioneer and their affiliated companies or respective owners

R396-250

EPA accepted \_\_\_/\_\_\_/\_\_\_

Initial printing

# Supplemental Labeling



Dow AgroSciences LLC

9330 Zionsville Road

Indianapolis, IN 46268-1054 USA

## Transform<sup>®</sup> WG

EPA Reg. No. 62719-625

This supplemental label expires on July 1, 2022, and must not be used or distributed after this date.

**For control or suppression of aphids, mealybugs, lacebug, lygus bugs, pine needle scale, scales, and whiteflies and suppression of thrips in Ornamentals: (Herbaceous and Woody) Growing in Greenhouses and Nurseries**

### ATTENTION

- It is a violation of Federal law to use this product in a manner inconsistent with its labeling.
- This labeling must be in the possession of the user at the time of application.
- Read the label affixed to the container for Transform<sup>®</sup> WG insecticide before applying. Carefully follow all precautionary statements and applicable use directions.
- Use of Transform WG according to this labeling is subject to all use precautions and limitations imposed by the label affixed to the container for Transform WG.

### Directions for Use

Restrictions:

- Do not apply Transform WG to edible plants/crops in greenhouses.
- Not for residential use

Refer to product label for Use Precautions, Mixing and Application instructions.

### Pests and Application Rates:

Pests	Transform WG (oz/3 gallons)	Transform WG (oz/100 gallons)	Transform WG (oz/acre)
aphids mealybugs such as: citrus mealybug Lygus Bugs	0.02 – 0.03 (0.63 – 1.0 g)	0.75 – 1.12 (21 – 31 g)	1.5 – 2.25 (0.047 – 0.071) lb ai/acre (42 – 63 g product/acre)
lacebug whiteflies pine needle scale (time application to the crawler stage)	0.03 (1.0 g)	1.12 (31 g)	2.25 (0.071 lb ai/acre) (63 g product/acre)
scales (time application to the crawler stage), such as: cottony cushion or false oleader (suppression)	0.04 (1.1 g)	1.37 (38 g)	2.75 (0.086 lb ai/acre) (77 g product/acre)

**Advisory Pollinator Statement:** Notifying known beekeepers within 1 mile of the treatment area 48 hours before the product is applied will allow them to take additional steps to protect their bees. Also, limiting application to times when managed bees and native pollinators are least active, e.g., 2 hours prior to sunset or when the temperature is below 50°F at the site of application, will minimize risk to bees. The RT<sub>25</sub> for this product is less than or equal to 3 hours.

**Application Method:** Dilute Transform WG in water and apply using suitable hand- or power-operated application

equipment (such as portable pump-up, backpack, hydraulic, boom) in a manner to provide complete and uniform plant coverage.

**Application Rate:** Transform WG may be used up to a maximum labeled rate of 1.37 oz per 100 gallons, or 2.75 oz per acre, per application on trees and ornamentals as a general treatment regardless of the target insect pest, however in landscapes and nurseries the rate cannot exceed 2.25 oz per acre if plants are in bloom. Use pest specific rates when a single insect pest or group of insect pests within a rate category is the only intended target.

**Aerial Application for Nurseries:**

Transform WG may be aerially applied to commercially grown ornamentals only. Aerial or ground applications in production agriculture or directed ground applications to individual plants are permitted. Avoid making aerial applications in immediate proximity of residential, commercial, government, institutional or other structures where people may be present including homes, apartments, offices, churches, schools, and businesses. Refer to **Spray Drift Management** section to reduce drift. However, use is limited to directed ground applications when nurseries are located next to urban areas.

**Spray Volume:** Uniform coverage of both upper and lower leaf surfaces is critical for effective insect control but avoid excessive runoff.

**Phytotoxicity:** Transform WG has been tested alone on a wide variety of herbaceous and woody ornamental plants without phytotoxic symptoms. However, because it is not possible to test all possible tank mix combinations (including adjuvants) and ornamental plant species, varieties, and cultivars, and because environmental factors and varietal and plant stage of growth may affect phytotoxic expression, it is recommended that a small group of test plants be treated at the specified use rate of Transform WG either alone or in tank mix combinations and observed for at least 5 to 7 days to determine phytotoxicity before treating large numbers of those plants.

**Important:** The user assumes responsibility for determining if Transform WG is safe to treated plants when applied either alone or in tank mixtures under commercial growing conditions.

**Restrictions – Greenhouses<sup>1</sup>**

<sup>1</sup>A greenhouse is defined as a structure or space enclosed with a nonporous covering inside which plants are produced

- **Minimum Treatment Interval:** Do not make applications less than 7 days apart.
- Regardless of the crop or pest being treated do not apply Transform WG more than 6 times in a 12-month period inside a greenhouse or a structure that can be altered to be closed or open.
- Do not make more than two consecutive applications.
- Do not apply to edible crops (any stage), for use on ornamentals only.
- Do not apply more than a total of 8.5 oz of Transform WG (0.266 lb ai of sulfoxaflor) per acre per crop per year.

**Restrictions – Nurseries<sup>1</sup>:**

<sup>1</sup>A nursery is defined as a facility engaged in the outdoor production of plants.

- **Minimum Treatment Interval:** Do not make applications less than 14 days apart.
- Do not make more than two consecutive applications.
- Do not make more than four applications per crop per year.
- Do not make more than one application during bloom. The single application during bloom must not exceed a rate of 2.25 oz (0.071 lb/ai per acre).
- Do not apply more than a total of 8.5 oz of Transform WG (0.266 lb ai of sulfoxaflor) per acre per year for crops grown in-ground.
- For crops grown in containers, do not apply more than 8.5 oz of Transform WG (0.266 lb ai of sulfoxaflor) per acre per crop per year.

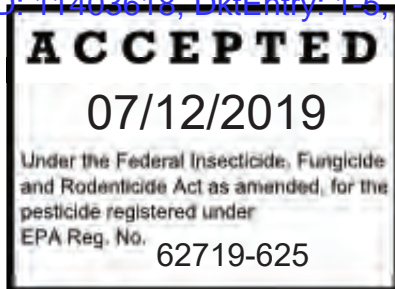
®™ Trademarks of Dow AgroSciences, DuPont or Pioneer and their affiliated companies or respective owners

R396-251

EPA accepted \_\_\_/\_\_\_/\_\_\_

Initial printing





# Supplemental Labeling

Dow AgroSciences LLC 9330 Zionsville Road Indianapolis, IN 46268-1054 USA

## Transform® WG

EPA Reg. No. 62719-625

This supplemental label expires on July 1, 2022, and must not be used or distributed after this date.

### For control or suppression of mealybugs in Pineapple

#### ATTENTION

- It is a violation of Federal law to use this product in a manner inconsistent with its labeling.
- This labeling must be in the possession of the user at the time of application.
- Read the label affixed to the container for Transform® WG insecticide before applying. Carefully follow all precautionary statements and applicable use directions.
- Use of Transform WG according to this labeling is subject to all use precautions and limitations imposed by the label affixed to the container for Transform WG.

#### Directions for Use

Refer to product label for Use Precautions, Mixing and Application instructions.

#### Pests and Application Rates:

Pests	Transform WG (oz/acre)
mealybugs	1.5 – 2.75 (0.047 – 0.086 lb ai/acre)

**Application Timing:** Treat in accordance with local economic thresholds. Consult your company representative, cooperative extension service, certified crop advisor or state agricultural experiment station for any additional local use recommendations for your area.

**Application Rate:** Use a higher rate in the rate range for heavy pest populations.

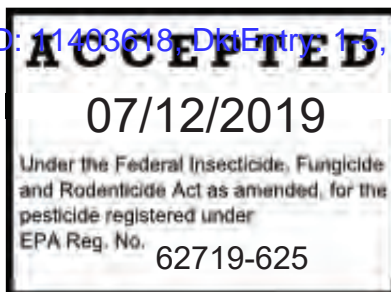
#### Restrictions:

- **Preharvest Interval:** Do not apply within 7 days of harvest.
- **Minimum Treatment Interval:** Do not make applications less than 14 days apart.
- Do not make more than two applications per acre per year.
- Do not apply more than a total of 5.5 fl oz of Transform WG (0.18 lb ai of sulfoxaflor) per acre per year.

®™ Trademarks of Dow AgroSciences, DuPont or Pioneer and their affiliated companies or respective owners

R396-013  
EPA accepted \_\_\_/\_\_\_/\_\_\_  
Initial printing





# Supplemental Labeling

Dow AgroSciences LLC

9330 Zionsville Road

Indianapolis, IN 46268-1054 USA

## Transform<sup>®</sup> WG

EPA Reg. No. 62719-625

This supplemental label expires on July 1, 2022, and must not be used or distributed after this date.

### For control or suppression of aphids, leafhoppers, and plant bugs, and suppression of pear psylla and San Jose scale in Pome Fruits (Crop Group 11)<sup>1</sup>

<sup>1</sup>Pome fruits (crop group 11) including apples, crabapple, loquat, mayhaw, pears, quince

#### ATTENTION

- It is a violation of Federal law to use this product in a manner inconsistent with its labeling.
- This labeling must be in the possession of the user at the time of application.
- Read the label affixed to the container for Transform<sup>®</sup> WG insecticide before applying. Carefully follow all precautionary statements and applicable use directions.
- Use of Transform WG according to this labeling is subject to all use precautions and limitations imposed by the label affixed to the container for Transform WG.

#### Directions for Use

Refer to product label for Use Precautions, Mixing and Application instructions.

#### Pests and Application Rates:

Pests	Transform WG (oz/acre)
aphids	0.75 – 1.5
white apple leafhopper	(0.023 - 0.047 lb ai/acre)
plant bugs	1.5 – 2.75
woolly apple aphid	(0.047 – 0.086 lb ai/acre)
pear psylla (suppression only)	2.75
San Jose scale (suppression only)	(0.086 lb ai/acre)

**Application Timing:** Treat in accordance with local economic thresholds. Consult your company representative, cooperative extension service, certified crop advisor or state agricultural experiment station for any additional local use recommendations for your area. Time application for San Jose scale to the crawler stage.

**Application Rate:** Use a higher rate in the rate range for heavy pest populations.

#### Restrictions:

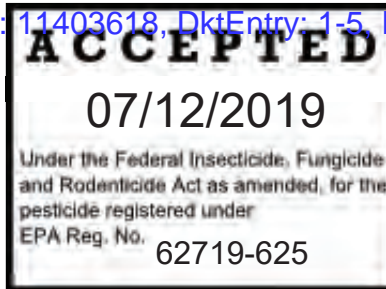
- **Preharvest Interval:** Do not apply within 7 days of harvest.
- **Minimum Treatment Interval:** Do not make applications less than 7 days apart.
- Do not make more than four applications per crop.
- Do not make more than two consecutive applications per crop.
- Do not apply more than a total of 8.5 oz of Transform WG (0.266 lb ai of sulfoxaflor) per acre per year.
- Do not apply this product at any time between 3 days prior to bloom and until after petal fall.

®™ Trademarks of Dow AgroSciences, DuPont or Pioneer and their affiliated companies or respective owners

R396-252

EPA accepted \_\_/\_\_/\_\_

Initial printing



# Supplemental Labeling

Dow AgroSciences LLC 9330 Zionsville Road Indianapolis, IN 46268-1054 USA

## Transform® WG

EPA Reg. No. 62719-625

This supplemental label expires on July 1, 2022, and must not be used or distributed after this date.

### For control or suppression of aphids, leafhoppers, and whiteflies and in Root and Tuber Vegetables (Crop Groups 1A and 1B)<sup>1</sup>

<sup>1</sup>Root and tuber vegetables (crop group 1) including bitter black salsify, carrot, celeriac, chicory, daikon, edible burdock, garden beet, ginseng, horseradish, oriental radish, parsnip, radish, rutabaga, salsify, skirret, Spanish salsify, sugar beet, turnip, turnip-rooted chervil, turnip-rooted parsley

#### ATTENTION

- It is a violation of Federal law to use this product in a manner inconsistent with its labeling.
- This labeling must be in the possession of the user at the time of application.
- Read the label affixed to the container for Transform® WG insecticide before applying. Carefully follow all precautionary statements and applicable use directions.
- Use of Transform WG according to this labeling is subject to all use precautions and limitations imposed by the label affixed to the container for Transform WG.

#### Directions for Use

Refer to product label for Use Precautions, Mixing and Application instructions.

#### Pests and Application Rates:

Pests	Transform WG (oz/acre)
Aphids	0.75 – 1.5 (0.023 – 0.047 lb ai/acre)
Leafhoppers	1.5 – 2.75 (0.047 – 0.086 lb ai/acre)
silverleaf whitefly sweetpotato whitefly	2.0 – 2.75 (0.063 – 0.086 lb ai/acre)

**Application Timing:** Treat in accordance with local economic thresholds. Consult your company representative, cooperative extension service, certified crop advisor or state agricultural experiment station for any additional local use recommendations for your area. Two applications may be required for optimum control of whiteflies.

**Application Rate:** Use a higher rate in the rate range for heavy pest populations.

#### Restrictions:

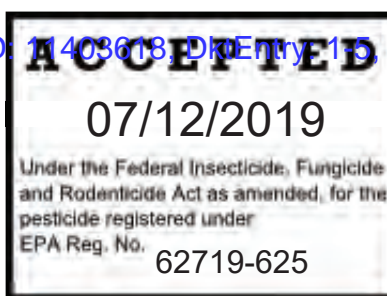
- **Preharvest Interval:** Do not apply within 7 days of harvest.
- **Minimum Treatment Interval:** Do not make applications less than 7 days apart.
- Do not make more than four applications per crop.
- Do not make more than two consecutive applications per crop.
- Do not apply more than a total of 8.5 oz of Transform WG (0.266 lb ai of sulfoxaflor) per acre per year.
- Do not apply this product at any time between 3 days prior to bloom and until after petal fall.

®™ Trademarks of Dow AgroSciences, DuPont or Pioneer and their affiliated companies or respective owners

R396-253

EPA accepted \_\_\_/\_\_\_/\_\_\_

Initial printing



# Supplemental Labeling

Dow AgroSciences LLC

9330 Zionsville Road

Indianapolis, IN 46268-1054 USA

## Transform<sup>®</sup> WG

EPA Reg. No. 62719-625

This supplemental label expires on July 1, 2022, and must not be used or distributed after this date.

### For control or suppression of aphids, leafhoppers, potato psyllid and whiteflies in Potatoes (Crop Groups 1C and 1D)<sup>1</sup>

<sup>1</sup>Root and tuber vegetables (crop group 1) including arracacha, arrowroot, bitter cassava, chayote (root), Chinese artichoke, chufa, dasheen, edible canna, ginger, Jerusalem artichoke, leren, potato, sweet cassava, sweet potato, tanager, true yam, turmeric, yam, yam bean

#### ATTENTION

- It is a violation of Federal law to use this product in a manner inconsistent with its labeling.
- This labeling must be in the possession of the user at the time of application.
- Read the label affixed to the container for Transform<sup>®</sup> WG insecticide before applying. Carefully follow all precautionary statements and applicable use directions.
- Use of Transform WG according to this labeling is subject to all use precautions and limitations imposed by the label affixed to the container for Transform WG.

#### Directions for Use

Refer to product label for Use Precautions, Mixing and Application instructions.

#### Pests and Application Rates:

Pests	Transform WG (oz/acre)
aphids	0.75 – 1.5 (0.023 – 0.047 lb ai/acre)
Leafhoppers	1.5 – 2.25 (0.047 – 0.071 lb ai/acre)
Potato psyllid silverleaf whitefly sweetpotato whitefly	2.0 – 2.25 (0.063 – 0.071 lb ai/acre)

**Application Timing:** Treat in accordance with local economic thresholds. Consult your company representative, cooperative extension service, certified crop advisor or state agricultural experiment station for any additional local use recommendations for your area. Two applications may be required for optimum control of whiteflies.

**Application Rate:** Use a higher rate in the rate range for heavy pest populations.

#### Restrictions:

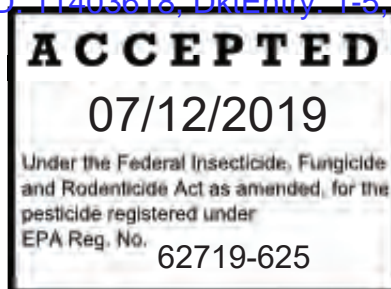
- **Preharvest Interval:** Do not apply within 7 days of harvest.
- **Minimum Treatment Interval:** Do not make applications less than 14 days apart.
- Do not make more than four applications per crop.
- Do not make more than two consecutive applications per crop.
- Do not apply more than a total of 8.5 oz of Transform WG (0.266 lb ai of sulfoxaflor) per acre per year.

®™ Trademarks of Dow AgroSciences, DuPont or Pioneer and their affiliated companies or respective owners

R396-254

EPA accepted \_\_\_/\_\_\_/\_\_\_

Initial printing



# Supplemental Labeling

Dow AgroSciences LLC

9330 Zionsville Road

Indianapolis, IN 46268-1054 USA

## Transform<sup>®</sup> WG

EPA Reg. No. 62719-625

This supplemental label expires on July 1, 2022, and must not be used or distributed after this date.

### For control or suppression of leafhoppers, mealybugs, and plant bugs and suppression of thrips in Small Fruit Vine Climbing (Except Fuzzy Kiwifruit) (Subgroup 13-07F)<sup>1</sup> and Low Growing Berry (Subgroup 13-07G)<sup>2</sup> (except strawberry)

<sup>1</sup>Small fruit vine climbing (except fuzzy kiwifruit) (subgroup 13-07F) including amur river grape, gooseberry, grape, hardy kiwifruit, Maypop, schisandra berry, and cultivars, varieties and/or hybrids of these

<sup>2</sup>Low growing berry (subgroup 13-07G) (except strawberry) including bearberry, bilberry, lowbush blueberry, cloudberry, cranberry, lingonberry, muntries, partridgeberry, and cultivars, varieties and/or hybrids of these

#### ATTENTION

- It is a violation of Federal law to use this product in a manner inconsistent with its labeling.
- This labeling must be in the possession of the user at the time of application.
- Read the label affixed to the container for Transform<sup>®</sup> WG insecticide before applying. Carefully follow all precautionary statements and applicable use directions.
- Use of Transform WG according to this labeling is subject to all use precautions and limitations imposed by the label affixed to the container for Transform WG.

#### Directions for Use

Refer to product label for Use Precautions, Mixing and Application instructions.

#### Pests and Application Rates:

Pests	Transform WG (oz/acre)
grape leafhopper	1.5 – 2.75
mealybugs	(0.047 – 0.086
plant bugs	lb ai/acre)
thrips (suppression only)	2.75
	(0.086 lb ai/acre)

**Application Timing:** Treat in accordance with local economic thresholds. Consult your company representative, cooperative extension service, certified crop advisor or state agricultural experiment station for any additional local use recommendations for your area.

**Application Rate:** Use a higher rate in the rate range for heavy pest populations.

#### Restrictions:

- **Preharvest Interval:**
  - Subgroup 13-07F - Do not apply within 7 days of harvest
  - Subgroup 13-07G – Do not apply within 1 day of harvest
- **Minimum Treatment Interval:** Do not make applications less than 7 days apart.
- Do not make more than four applications per crop.
- Do not make more than two consecutive applications per crop.
- Do not apply more than a total of 8.5 oz of Transform WG (0.266 lb ai of sulfoxaflor) per acre per year.
- Do not apply this product at any time between 3 days prior to bloom and until after petal fall.



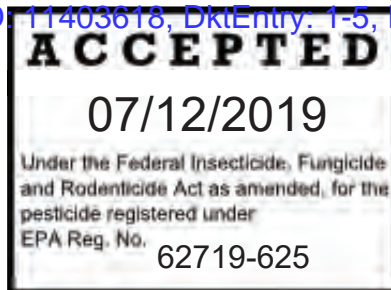
®™ Trademarks of Dow AgroSciences, DuPont or Pioneer and their affiliated companies or respective owners

R396-255

EPA accepted \_\_/\_\_/\_\_

Initial printing

# Supplemental Labeling



Dow AgroSciences LLC

9330 Zionsville Road

Indianapolis, IN 46268-1054 USA

## Transform<sup>®</sup> WG

EPA Reg. No. 62719-625

This supplemental label expires on July 1, 2022, and must not be used or distributed after this date.

### For control or suppression of aphids and suppression of stink bugs in Soybeans

#### ATTENTION

- It is a violation of Federal law to use this product in a manner inconsistent with its labeling.
- This labeling must be in the possession of the user at the time of application.
- Read the label affixed to the container for Transform<sup>®</sup> WG insecticide before applying. Carefully follow all precautionary statements and applicable use directions.
- Use of Transform WG according to this labeling is subject to all use precautions and limitations imposed by the label affixed to the container for Transform WG.

#### Directions for Use

Refer to product label for Use Precautions, Mixing and Application instructions.

#### Pests and Application Rates:

Pests	Transform WG (oz/acre)
soybean aphid	0.75 – 1.0 (0.023 – 0.031 lb ai/acre)
Suppression only: brown stink bug southern green stink bug	2.0 – 2.25 (0.063 – 0.071 lb ai/acre)

**Application Timing:** Treat in accordance with local economic thresholds. Consult your company representative, cooperative extension service, certified crop advisor or state agricultural experiment station for any additional local use recommendations for your area.

**Application Rate:** Use a higher rate in the rate range for heavy pest populations.

#### Restrictions:

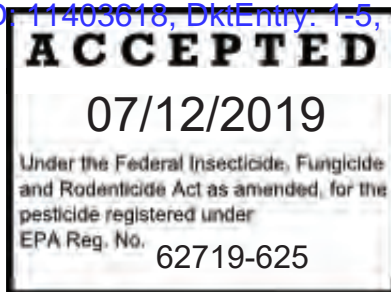
- **Preharvest Interval:** Do not apply within 7 days of seed, forage or hay harvest.
- **Minimum Treatment Interval:** Do not make applications less than 14 days apart.
- Do not make more than four applications per crop.
- Do not make more than two consecutive applications per crop.
- Do not apply more than a total of 8.5 oz of Transform WG (0.266 lb ai of sulfoxaflor) per acre per year.
- No more than two applications may be made to soybean forage.

®™ Trademarks of Dow AgroSciences, DuPont or Pioneer and their affiliated companies or respective owners

R396-214

EPA accepted \_\_\_/\_\_\_/\_\_\_

Initial printing



# Supplemental Labeling

Dow AgroSciences LLC 9330 Zionsville Road Indianapolis, IN 46268-1054 USA

## Transform® WG

EPA Reg. No. 62719-625

This supplemental label expires on July 1, 2022, and must not be used or distributed after this date.

### For control or suppression of aphids and suppression of scale and thrips in Stone Fruits (Crop Group 12-12)<sup>1</sup>

<sup>1</sup>Stone fruits (crop group 12-12) including apricot, nectarine, peach, plum, prune, sweet cherry, tart cherry

#### ATTENTION

- It is a violation of Federal law to use this product in a manner inconsistent with its labeling.
- This labeling must be in the possession of the user at the time of application.
- Read the label affixed to the container for Transform® WG insecticide before applying. Carefully follow all precautionary statements and applicable use directions.
- Use of Transform WG according to this labeling is subject to all use precautions and limitations imposed by the label affixed to the container for Transform WG.

#### Directions for Use

Refer to product label for Use Precautions, Mixing and Application instructions.

#### Pests and Application Rates:

Pests	Transform WG (oz/acre)
aphids	0.75 – 1.5 (0.023 - 0.047 lb ai/acre)
San Jose scale (suppression only) western flower thrips (suppression only)	2.75 (0.086 lb ai/acre)

**Application Timing:** Treat in accordance with local economic thresholds. Consult your company representative, cooperative extension service, certified crop advisor or state agricultural experiment station for any additional local use recommendations for your area. Time application for San Jose scale to the crawler stage.

**Application Rate:** Use a higher rate in the rate range for heavy pest populations.

#### Restrictions:

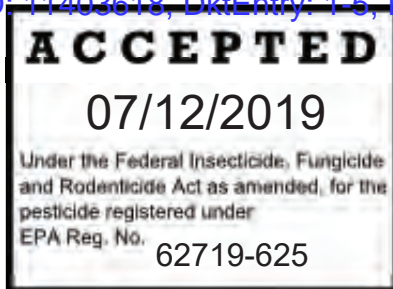
- **Preharvest Interval:** Do not apply within 7 days of harvest.
- **Minimum Treatment Interval:** Do not make applications less than 7 days apart.
- Do not make more than four applications per crop.
- Do not make more than two consecutive applications per crop.
- Do not apply more than a total of 8.5 oz of Transform WG (0.266 lb ai of sulfoxaflor) per acre per year.
- Do not apply this product at any time between 3 days prior to bloom and until after petal fall.

©™ Trademarks of Dow AgroSciences, DuPont or Pioneer and their affiliated companies or respective owners

R396-256

EPA accepted \_\_/\_\_/\_\_

Initial printing



# Supplemental Labeling

Dow AgroSciences LLC 9330 Zionsville Road Indianapolis, IN 46268-1054 USA

## Transform® WG

EPA Reg. No. 62719-625

This supplemental label expires on July 1, 2022, and must not be used or distributed after this date.

### For control or suppression of plant bugs and suppression of thrips in Strawberry

#### ATTENTION

- It is a violation of Federal law to use this product in a manner inconsistent with its labeling.
- This labeling must be in the possession of the user at the time of application.
- Read the label affixed to the container for Transform® WG insecticide before applying. Carefully follow all precautionary statements and applicable use directions.
- Use of Transform WG according to this labeling is subject to all use precautions and limitations imposed by the label affixed to the container for Transform WG.

#### Directions for Use

Refer to product label for Use Precautions, Mixing and Application instructions.

#### Pests and Application Rates:

Pests	Transform WG (oz/acre)
plant bugs	1.5 – 2.25 (0.047 – 0.071 lb ai/acre)
thrips (suppression only)	2.25 (0.071 lb ai/acre)

**Advisory Pollinator Statement:** Notifying known beekeepers within 1 mile of the treatment area 48 hours before the product is applied will allow them to take additional steps to protect their bees. Also, limiting application to times when managed bees and native pollinators are least active, e.g., 2 hours prior to sunset or when the temperature is below 50°F at the site of application, will minimize risk to bees. The RT<sub>25</sub> for this product is less than or equal to 3 hours.

**Application Timing:** Treat in accordance with local economic thresholds. Consult your company representative, cooperative extension service, certified crop advisor or state agricultural experiment station for any additional local use recommendations for your area.

**Application Rate:** Use a higher rate in the rate range for heavy pest populations.

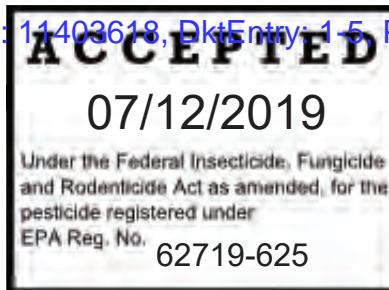
#### Restrictions:

- **Preharvest Interval:** Do not apply within 7 days of harvest.
- **Minimum Treatment Interval:** Do not make applications less than 7 days apart.
- Do not make more than four applications per crop.
- Do not make more than two consecutive applications per crop.
- Do not apply more than a total of 8.5 oz of Transform WG (0.266 lb ai of sulfoxaflor) per acre per year.

®™ Trademarks of Dow AgroSciences, DuPont or Pioneer and their affiliated companies or respective owners

R396-215  
EPA accepted \_\_\_/\_\_\_/\_\_\_  
Initial printing

# Supplemental Labeling



Dow AgroSciences LLC

9330 Zionsville Road

Indianapolis, IN 46268-1054 USA

## Transform<sup>®</sup> WG

EPA Reg. No. 62719-625

This supplemental label expires on July 1, 2022, and must not be used or distributed after this date.

### For control or suppression of aphids, plant bugs, and suppression of brown stink bug, southern green stink bug, and thrips in Succulent, Edible Podded and Dry Beans<sup>1</sup>

<sup>1</sup>Succulent, edible podded, and dry beans including adzuki bean, asparagus bean, bean, blackeyed pea, broad bean, chickpea, Chinese longbean, cowpea, fava bean, field bean, garbanzo bean, grain lupine, green lima bean, jackbean, kidney bean, lablab bean, lima bean, moth bean, mung bean, navy bean, pinto bean, rice bean, runner bean, snap bean, sweet lupine, sword bean, tepary bean, wax bean, white lupine, white sweet lupine, yardlong bean

#### ATTENTION

- It is a violation of Federal law to use this product in a manner inconsistent with its labeling.
- This labeling must be in the possession of the user at the time of application.
- Read the label affixed to the container for Transform<sup>®</sup> WG insecticide before applying. Carefully follow all precautionary statements and applicable use directions.
- Use of Transform WG according to this labeling is subject to all use precautions and limitations imposed by the label affixed to the container for Transform WG.

#### Directions for Use

Refer to product label for Use Precautions, Mixing and Application instructions.

#### Pests and Application Rates:

Pests	Transform WG (oz/acre)
aphids	0.75 – 1.0 (0.023 – 0.031 lb ai/acre)
plant bugs	1.5 – 2.25 (0.047 – 0.071 lb ai/acre)
Suppression only: brown stink bug southern green stink bug	2.0 – 2.25 (0.063 – 0.071 lb ai/acre)
thrips (suppression only)	2.25 (0.071 lb ai/acre)

**Application Timing:** Treat in accordance with local economic thresholds. Consult your company representative, cooperative extension service, certified crop advisor or state agricultural experiment station for any additional local use recommendations for your area.

**Application Rate:** Use a higher rate in the rate range for heavy pest populations.

#### Restrictions:

- **Preharvest Interval:** Do not apply within 7 days of harvest.
- **Minimum Treatment Interval:** Do not make applications less than 14 days apart.
- Do not make more than four applications per crop.

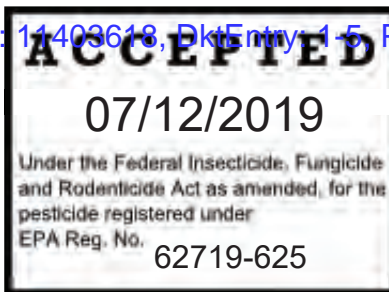
- Do not make more than two consecutive applications per crop.
- Do not apply more than a total of 8.5 oz of Transform WG (0.266 lb ai of sulfoxaflor) per acre per year.

®™ Trademarks of Dow AgroSciences, DuPont or Pioneer and their affiliated companies or respective owners

R396-257

EPA accepted \_\_\_/\_\_\_/\_\_\_

Initial printing



# Supplemental Labeling

**Dow AgroSciences LLC      9330 Zionsville Road      Indianapolis, IN 46268-1054 USA**

## Transform® WG

EPA Reg. No. 62719-625

**This supplemental label expires on July 1, 2022, and must not be used or distributed after this date.**

### **For control or suppression of aphids, and suppression of San Jose scale in Tree Nuts (Crop Group 14-12)<sup>1</sup>**

<sup>1</sup>Tree nuts (crop group 14) including almonds, cashew, chestnut, filbert (hazelnut), macadamia nut, pecan, pistachio, walnut

#### **ATTENTION**

- It is a violation of Federal law to use this product in a manner inconsistent with its labeling.
- This labeling must be in the possession of the user at the time of application.
- Read the label affixed to the container for Transform® WG insecticide before applying. Carefully follow all precautionary statements and applicable use directions.
- Use of Transform WG according to this labeling is subject to all use precautions and limitations imposed by the label affixed to the container for Transform WG.

#### **Directions for Use**

Refer to product label for Use Precautions, Mixing and Application instructions.

#### **Pests and Application Rates:**

<b>Pests</b>	<b>Transform WG (oz/acre)</b>
aphids	0.75 – 1.5 (0.023 - 0.047 lb ai/acre)
San Jose scale (suppression only)	2.75 (0.086 lb ai/acre)

**Application Timing:** Treat in accordance with local economic thresholds. Consult your company representative, cooperative extension service, certified crop advisor or state agricultural experiment station for any additional local use recommendations for your area. Time application for San Jose scale to the crawler stage.

**Application Rate:** Use a higher rate in the rate range for heavy pest populations.

#### **Restrictions:**

- **Preharvest Interval:** Do not apply within 7 days of harvest.
- **Minimum Treatment Interval:** Do not make applications less than 7 days apart.
- Do not make more than four applications per crop.
- Do not make more than two consecutive applications per crop.
- Do not apply more than a total of 8.5 oz of Transform WG (0.266 lb ai of sulfoxaflor) per acre per year.
- Do not apply this product at any time between 3 days prior to bloom and until after petal fall.

®™ Trademarks of Dow AgroSciences, DuPont or Pioneer and their affiliated companies or respective owners

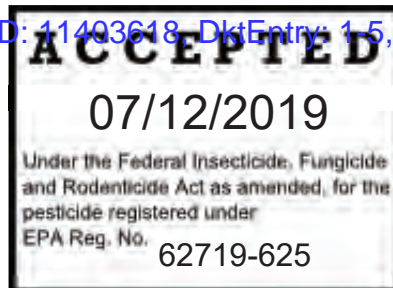
R396-244

EPA accepted \_\_/\_\_/\_\_

Initial printing



# Supplemental Labeling



Dow AgroSciences LLC

9330 Zionsville Road

Indianapolis, IN 46268-1054 USA

## Transform<sup>®</sup> WG

EPA Reg. No. 62719-625

This supplemental label expires on July 1, 2022, and must not be used or distributed after this date.

### For control or suppression of aphids, mealybugs, lacebugs, and scale in Tree Plantations

Conifers, including Christmas trees, and deciduous trees

#### ATTENTION

- It is a violation of Federal law to use this product in a manner inconsistent with its labeling.
- This labeling must be in the possession of the user at the time of application.
- Read the label affixed to the container for Transform<sup>®</sup> WG insecticide before applying. Carefully follow all precautionary statements and applicable use directions.
- Use of Transform WG according to this labeling is subject to all use precautions and limitations imposed by the label affixed to the container for Transform WG.

#### Directions for Use

Refer to product label for Use Precautions, Mixing and Application instructions.

#### Pests and Application Rates:

Pests	Transform WG oz/100 gallons	Transform WG oz/acre
Aphids mealybugs such as: citrus mealybug	0.75 – 1.12 (21 – 31 g)	1.5 – 2.25 (0.047 – 0.071 lb ai/acre) (42 – 63 g)
lacebug pine needle scale (time application to the crawler stage)	1.12 (31 g)	2.25 (0.071 lb ai/acre) (63 g)
scale (time application to the crawler stage) such as cottony cushion	1.37 (38 g)	2.75 (0.086 lb ai/acre) (77 g)

**Advisory Pollinator Statement:** Notifying known beekeepers within 1 mile of the treatment area 48 hours before the product is applied will allow them to take additional steps to protect their bees. Also, limiting application to times when managed bees and native pollinators are least active, e.g., 2 hours prior to sunset or when the temperature is below 50°F at the site of application, will minimize risk to bees. The RT<sub>25</sub> for this product is less than or equal to 3 hours.

**Application Timing:** Time applications to reach larvae when small or just hatching. Time application for scale to the crawler stage. A 14-day re-treatment schedule may be necessary to maintain control. Consult with your company representative, state agricultural experiment station, certified pest control advisor, or extension specialist for information on application timing for specific pests in your area.

**Application Rate:** The rate of Closer SC applied per acre will depend upon tree size and severity of infestation. Use a higher rate in the rate range for large trees or heavy infestations. Apply in sufficient volume to ensure thorough coverage.

**Restrictions:**

- **Minimum Treatment Interval:** Do not make applications less than 14 days apart.
- Do not make more than two consecutive applications.
- Do not make more than four applications per crop per year
- Do not apply more than a total of 8.5 oz of Transform WG (0.266 lb ai of sulfoxaflor) per acre per year.
- Do not apply this product at any time between 3 days prior to bloom and until after petal fall.

®™ Trademarks of Dow AgroSciences, DuPont or Pioneer and their affiliated companies or respective owners

R396-258

EPA accepted \_\_/\_\_/\_\_

Initial printing

# **Exhibit C**

## to Petition for Review



**UNITED STATES ENVIRONMENTAL PROTECTION AGENCY  
WASHINGTON, DC 20460**

**OFFICE OF CHEMICAL SAFETY  
AND POLLUTION PREVENTION**

July 12, 2019

Jamey Thomas, Ph.D.  
Crop Protection Regulatory Leader  
Dow AgroSciences LLC  
9330 Zionsville Rd  
Indianapolis, IN 46268

**Subject:** PRIA Label Amendment – New Uses on: Alfalfa, Cacao, Citrus, Corn, Cotton, Cucurbits, Millet, Oats, Ornamentals (herbaceous and woody, in greenhouses and nurseries), Pineapple, Rye, Sorghum, Soybeans, Strawberries, Teff, Teosinte, and Tree Plantations, in addition to label revisions  
Product Name: Closer SC  
EPA Registration Number: 62719-623  
Application Dates: 01/10/2014 & 12/17/2014  
Decision Numbers: 498464, 486820, 498465, 501847

Dear Dr. Thomas:

The application referred to above, submitted under the Federal Insecticide, Fungicide and Rodenticide Act, as amended is acceptable under FIFRA sec 3 (c)(5). You must submit and/or cite all data required for registration/ /registration review of your product when the Agency requires all registrants of similar products to submit such data.

A stamped copy of your labeling is enclosed for your records. This labeling supersedes all previously accepted labeling. You must submit one (1) copy of the final printed labeling before you release the product for shipment with the new labeling. In accordance with 40 CFR 152.130(c), you may distribute or sell this product under the previously approved labeling for 18 months from the date of this letter. After 18 months, you may only distribute or sell this product if it bears this new revised labeling or subsequently approved labeling. "To distribute or sell" is defined under FIFRA section 2(gg) and its implementing regulation at 40 CFR 152.3.

Should you wish to add/retain a reference to the company's website on your label, then please be aware that the website becomes labeling under the Federal Insecticide Fungicide and Rodenticide Act and is subject to review by the Agency. If the website is false or misleading, the product would be misbranded and unlawful to sell or distribute under FIFRA section 12(a)(1)(E). 40 CFR 156.10(a)(5) list examples of statements EPA may consider false or misleading. In addition, regardless of whether a website is referenced on your product's label, claims made on the website may not substantially differ from those claims approved through the registration process. Therefore, should the Agency find or if it is brought to our attention that a website contains false or misleading statements or claims substantially differing from the EPA approved registration, the website will be referred to the EPA's Office of Enforcement and Compliance.

Page 2 of 2

EPA Reg. Nos.: 62719-623

Decision Nos.: 498464, 486820, 498465, 501847

Your release for shipment of the product constitutes acceptance of these conditions. If these conditions are not complied with, the registration will be subject to cancellation in accordance with FIFRA section 6. If you have any questions, please contact Marianne Lewis by phone at (703) 308-8043, or via email at [lewis.marianne@epa.gov](mailto:lewis.marianne@epa.gov).

Sincerely,

A handwritten signature in blue ink that reads "Meredith F. Laws". The signature is written in a cursive, flowing style.

Meredith F. Laws, Chief  
Invertebrate & Vertebrate Branch 3  
Registration Division (7505P)  
Office of Pesticide Programs

Enclosure

(Base label):

SULFOXAFLOR	GROUP	4C	INSECTICIDE
-------------	-------	----	-------------

# Closer<sup>®</sup> SC

## INSECTICIDE

[Alternate Brand Name: Sequoia™]

### Isoclast Active

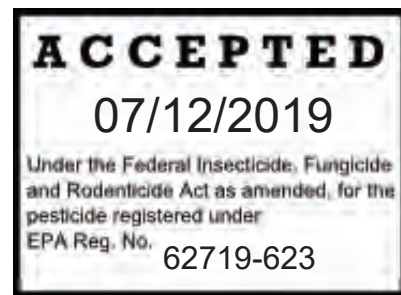
For control or suppression of aphids, fleahoppers, plant bugs, stink bugs, whiteflies and certain psyllids, scales, and thrips on: alfalfa, barley, *Brassica* head and stem vegetables(crop group 5-16), bulb vegetables (crop group 3-07), cacao, canola (rapeseed) (subgroup 20A), citrus (crop group 10), corn (field, pop, sweet, grown for seed), cotton, cucurbit vegetables (crop group 9), fruiting vegetables (crop group 8), leafy vegetables greens (subgroup 4-16A), leafy petiole vegetables (subgroup 22B), leaves of root and tuber vegetables (crop group 2), low growing berry (subgroup 13-07G) (except strawberry), millet, oats, okra, ornamentals (herbaceous and woody, in greenhouses and nurseries), pineapple, pome fruits (crop group 11), potatoes (crop groups 1C and 1D, root and tuber vegetables (crop groups 1A and 1B), rye, small fruit vine climbing (except fuzzy kiwifruit) (subgroup 13-07F), sorghum, soybean, stone fruits (crop group 12-12), strawberry, succulent, edible podded, and dry beans, teff, teosinte, tree nuts (crop group 14-12), tree plantations, triticale, turfgrass, watercress, and wheat.

Active Ingredient:	
sulfoxaflor .....	21.8%
Other Ingredients .....	78.2%
Total .....	100.0%

Contains 2 lb active ingredient per gallon.

**Keep Out of Reach of Children**

## CAUTION



### First Aid

**If in eyes:** Hold eye open and rinse slowly and gently with water for 15-20 minutes. Remove contact lenses, if present, after the first 5 minutes, then continue rinsing eye. Call a poison control center or doctor for treatment advice.

Have the product container or label with you when calling a poison control center or doctor, or going for treatment. You may also contact 1-800-992-5994 for emergency medical treatment information.

---

### Precautionary Statements

---

#### Hazard to Humans and Domestic Animals

**Causes Moderate Eye Irritation**

**Avoid contact with eyes or clothing.**

#### Personal Protective Equipment (PPE)

**Applicators and other handlers must wear:**

- Long-sleeved shirt and long pants
- Shoes plus socks

Follow manufacturer's instructions for cleaning/maintaining PPE. If no such instructions for washables exist, use detergent and hot water. Keep and wash PPE separately from other laundry.

**User Safety Recommendations**

Users should:

- Wash hands before eating, drinking, chewing gum, using tobacco or using the toilet.
- Remove clothing immediately if pesticide gets inside. Then wash thoroughly and put on clean clothing.

**Environmental Hazards**

Do not apply directly to water, to areas where surface water is present or to intertidal areas below the mean high water mark. Do not contaminate water when disposing of equipment washwaters.

This product is highly toxic to bees and other pollinating insects exposed to direct treatment or to residues in/on blooming crops or weeds. Protect pollinating insects by following label directions intended to minimize drift and reduce pesticide risk to these organisms.

The RT<sub>25</sub> (Residual Time to 25% mortality; the length of time over which field weathered foliar residues remain toxic to honey bees) for this product is ≤ 3 hours.

**Agricultural Use Requirements**

Use this product only in accordance with its labeling and with the Worker Protection Standard, 40 CFR Part 170. Refer to the label booklet under "Agricultural Use Requirements" in the Directions for Use section for information about this standard.

**(Storage and Disposal for rigid containers 5 gal or less)****Storage and Disposal**

Do not contaminate water, food, or feed by storage or disposal.

**Pesticide Storage:** Store in original container only.

**Pesticide Disposal:** Wastes resulting from the use of this product must be disposed of on site or at an approved waste disposal facility.

**Container Handling:** Nonrefillable container. Do not reuse or refill this container.

Triple rinse or pressure rinse container (or equivalent) promptly after emptying. **Triple rinse** as follows: Empty the remaining contents into application equipment or a mix tank and drain for 10 seconds after the flow begins to drip. Fill the container 1/4 full with water and recap. Shake for 10 seconds. Pour rinsate into application equipment or a mix tank or store rinsate for later use or disposal. Drain for 10 seconds after the flow begins to drip. Repeat this procedure two more times. **Pressure rinse** as follows: Empty the remaining contents into application equipment or a mix tank and continue to drain for 10 seconds after the flow begins to drip. Hold container upside down over application equipment or mix tank or collect rinsate for later use or disposal. Insert pressure rinsing nozzle in the side of the container, and rinse at about 40 psi for at least 30 seconds. Drain for 10 seconds after the flow begins to drip. Then offer for recycling if available or puncture and dispose of in a sanitary landfill, or by incineration, or by other procedures allowed by state and local authorities.

**(Storage and Disposal for refillable rigid containers greater than 5 gal)****Storage and Disposal**

Do not contaminate water, food, or feed by storage or disposal.

**Pesticide Storage:** Store in original container only.

**Pesticide Disposal:** Wastes resulting from the use of this product must be disposed of on site or at an



approved waste disposal facility.

**Container Handling:** Refillable container. Refill this container with pesticide only. Do not reuse this container for any other purpose.

Cleaning the container before final disposal is the responsibility of the person disposing of the container. Cleaning before refilling is the responsibility of the refiller. To clean the container before final disposal, empty the remaining contents from this container into application equipment or a mix tank. Fill the container about 10% full with water and, if possible, spray all sides while adding water. If practical, agitate vigorously or recirculate water with the pump for two minutes. Pour or pump rinsate into application equipment or rinsate collection system. Repeat this rinsing procedure two more times. Then offer for recycling if available, or puncture and dispose of in a sanitary landfill, or by incineration, or by other procedures allowed by state and local authorities.

#### (Storage and Disposal for nonrefillable rigid containers larger than 5 gal)

##### Storage and Disposal

Do not contaminate water, food, or feed by storage or disposal.

**Pesticide Storage:** Store in original container only.

**Pesticide Disposal:** Wastes resulting from the use of this product must be disposed of on site or at an approved waste disposal facility.

**Container Handling:** Nonrefillable container. Do not reuse or refill this container.

Triple rinse or pressure rinse container (or equivalent) promptly after emptying. **Triple rinse** as follows: Empty the remaining contents into application equipment or a mix tank. Fill the container 1/4 full with water. Replace and tighten closures. Tip container on its side and roll it back and forth, ensuring at least one complete revolution, for 30 seconds. Stand the container on its end and tip it back and forth several times. Turn the container over onto its other end and tip it back and forth several times. Empty the rinsate into application equipment or a mix tank or store rinsate for later use or disposal. Repeat this procedure two more times. **Pressure rinse** as follows: Empty the remaining contents into application equipment or a mix tank and continue to drain for 10 seconds after the flow begins to drip. Hold container upside down over application equipment or mix tank or collect rinsate for later use or disposal. Insert pressure rinsing nozzle in the side of the container, and rinse at about 40 psi for at least 30 seconds. Drain for 10 seconds after the flow begins to drip. Then offer for recycling if available, or puncture and dispose of in a sanitary landfill, or by incineration, or by other procedures allowed by state and local authorities.

**Refer to label booklet for Directions for Use.**

**Notice:** Read the entire label. Use only according to label directions. **Before using this product, read Warranty Disclaimer, Inherent Risks of Use, and Limitation of Remedies at end of label booklet. If terms are unacceptable, return at once unopened.**

In case of emergency endangering health or the environment involving this product, call 1-800-992-5994.

Agricultural Chemical: Do not ship or store with food, feeds, drugs or clothing.

EPA Reg. No. 62719-623

EPA Est. \_\_\_\_\_



Scan this code for more information at [mobile.dowagro.com/closer](http://mobile.dowagro.com/closer).

®™ Trademarks of Dow AgroSciences, DuPont or Pioneer and their affiliated companies or respective owners

**Produced for  
Dow AgroSciences LLC  
9330 Zionsville Road  
Indianapolis, IN 46268**

**NET CONTENTS \_\_\_\_\_  
Lot Number \_\_\_\_\_**

(Cover, shipping container):

SULFOXAFLOR	GROUP	<b>4C</b>	INSECTICIDE
-------------	-------	-----------	-------------

# Closer<sup>®</sup> SC

## INSECTICIDE

[Alternate Brand Name: Sequoia™]

### Isoclast Active

For control or suppression of aphids, fleahoppers, plant bugs, stink bugs, whiteflies and certain psyllids, scales, and thrips on: alfalfa, barley, *Brassica* head and stem vegetables (crop group 5-16), bulb vegetables (crop group 3-07), cacao, canola (rapeseed) (subgroup 20A), citrus (crop group 10), corn (field, pop, sweet, grown for seed), cotton, cucurbit vegetables (crop group 9), fruiting vegetables (crop group 8), leafy greens (subgroup 4-16A), leaves of root and tuber vegetables (crop group 2), low growing berry (subgroup 13-07G) (except strawberry), millet, oats, okra, ornamentals (herbaceous and woody, in greenhouses and nurseries), pineapple, pome fruits (crop group 11), root and tuber vegetables (crop group 1A and 1B), potatoes (crop group 1C and 1D), rye, small fruit vine climbing (except fuzzy kiwifruit) (subgroup 13-07F), sorghum, soybean, stone fruits (crop group 12-12), strawberry, succulent, edible podded, and dry beans, teff, teosinte, tree nuts (crop group 14-12), tree plantations, triticale, turfgrass, watercress, and wheat.

Active Ingredient:

sulfoxaflor .....	21.8%
Other Ingredients .....	78.2%
Total .....	100.0%

Contains 2 lb active ingredient per gallon.

### Keep Out of Reach of Children

## CAUTION

#### First Aid

**If in eyes:** Hold eye open and rinse slowly and gently with water for 15-20 minutes. Remove contact lenses, if present, after the first 5 minutes, then continue rinsing eye. Call a poison control center or doctor for treatment advice.

Have the product container or label with you when calling a poison control center or doctor, or going for treatment. You may also contact 1-800-992-5994 for emergency medical treatment information.

#### Agricultural Use Requirements

Use this product only in accordance with its labeling and with the Worker Protection Standard, 40 CFR Part 170. Refer to the label booklet under "Agricultural Use Requirements" in the Directions for Use section for information about this standard.

Refer to inside of label booklet for additional precautionary information including Directions for Use.

**Notice:** Read the entire label. Use only according to label directions. **Before using this product, read Warranty Disclaimer, Inherent Risks of Use, and Limitation of Remedies at end of label booklet. If terms are unacceptable, return at once unopened.**

In case of emergency endangering health or the environment involving this product, call 1-800-992-5994.

Agricultural Chemical: Do not ship or store with food, feeds, drugs or clothing.

EPA Reg. No. 62719-623

EPA Est. \_\_\_\_\_



Scan this code with a smart phone QR reader to access key information about this product at [mobile.dowagro.com/closer](http://mobile.dowagro.com/closer). You will have access to the product label, application rates, product efficacy results, and more, all from your smart phone!

To download and install a mobile QR code reader, visit [www.i-nigma.mobi](http://www.i-nigma.mobi) on your mobile device.

®™ Trademarks of Dow AgroSciences, DuPont or Pioneer and their affiliated companies or respective owners

**Produced for  
Dow AgroSciences LLC  
9330 Zionsville Road  
Indianapolis, IN 46268**

**NET CONTENTS \_\_\_\_\_  
Lot Number \_\_\_\_\_**

(Page 1 through end):

<b>Table of Contents</b>	<b>Page</b>
First Aid	-
Precautionary Statements	-
Hazard to Humans and Domestic Animals	-
Personal Protective Equipment (PPE)	-
User Safety Recommendations	-
Environmental Hazards	-
Directions for Use	-
Agricultural Use Requirements	-
Storage and Disposal	-
Product Information	-
Use Precautions	-
Mixing Directions	-
Application Directions	-
Rotational Crop Restrictions	-
Uses	-
Alfalfa	-
Barley, Oats, Rye, Teff, Triticale and Wheat	-
<i>Brassica</i> Head and Stem Vegetables (Crop Group 5-16)	-
Bulb Vegetables (Crop Group 3-07)	-
Cacao	-
Canola (Rapeseed) (Subgroup 20A)	-
Citrus (Crop Group 10)	-
Corn (Field, Pop, Sweet, Grown for Seed), Millet, Sorghum and Teosinte	-
Cotton	-
Cucurbit Vegetables (Crop Group 9)	-
Fruiting Vegetables (Crop Group 8) and Okra	-
Leafy Greens (Subgroup 4-16A), Leafy Petiole	-
Vegetables (Subgroup 22B), and Watercress	-
Leaves of Root and Tuber Vegetables (Crop Group 2)	-
Ornamentals: (Herbaceous and Woody) Growing in Greenhouses and Nurseries	-
Pineapple	-
Pome Fruits (Crop Group 11)	-
Root and Tuber Vegetables (Crop Group 1A & 1B)	-
Potatoes (Crop Group 1C & 1D)	-
Small Fruit Vine Climbing (Except Fuzzy Kiwifruit) (Subgroup 13-07F) and	-
Low Growing Berry (Subgroup 13-07G) (except strawberry)	-
Soybean	-
Stone Fruits (Crop Group 12-12)	-
Strawberry	-
Succulent, Edible Podded, and Dry Beans	-
Tree Nuts (Crop Group 14-12)	-
Tree Plantations	-
Turfgass	-
Terms and Conditions of Use	-
Warranty Disclaimer	-
Inherent Risks of Use	-
Limitation of Remedies	-

---

**Precautionary Statements**

---

**Hazard to Humans and Domestic Animals****CAUTION****Causes Moderate Eye Irritation**

**Avoid contact with eyes or clothing.**

**Personal Protective Equipment (PPE)****Applicators and other handlers must wear:**

- Long-sleeved shirt and long pants
- Shoes plus socks

Follow manufacturer's instructions for cleaning/maintaining PPE. If no such instructions for washables exist, use detergent and hot water. Keep and wash PPE separately from other laundry.

**User Safety Recommendations**

Users should:

- Wash hands before eating, drinking, chewing gum, using tobacco or using the toilet.
- Remove clothing immediately if pesticide gets inside. Then wash thoroughly and put on clean clothing.

**Environmental Hazards**

Do not apply directly to water, to areas where surface water is present or to intertidal areas below the mean high water mark. Do not contaminate water when disposing of equipment washwaters.

This product is highly toxic to bees and other pollinating insects exposed to direct treatment or to residues in/on blooming crops or weeds. Protect pollinating insects by following label directions intended to minimize drift and reduce pesticide risk to these organisms.

The RT<sub>25</sub> (Residual Time to 25% mortality; the length of time over which field weathered foliar residues remain toxic to honey bees) for this product is ≤ 3 hours.

---

**Directions for Use**

---

It is a violation of Federal law to use this product in a manner inconsistent with its labeling.

Do not apply this product in a way that will contact workers or other persons, either directly or through drift. Only protected handlers may be in the area during application. For any requirements specific to your state or tribe, consult the agency responsible for pesticide regulation. Read all Directions for Use carefully before applying.

**Agricultural Use Requirements**

Use this product only in accordance with its labeling and with the Worker Protection Standard, 40 CFR Part 170. This Standard contains requirements for the protection of agricultural workers on farms, forests, nurseries, and greenhouses, and handlers of agricultural pesticides. It contains requirements for training, decontamination, notification, and emergency assistance. It also contains specific instructions and exceptions pertaining to the statements on this label about personal protective equipment (PPE), and restricted entry interval. The requirements in this box only apply to uses of this product that are covered by the Worker Protection Standard.

Do not enter or allow worker entry into treated areas during the restricted entry interval (REI) of 12 hours.

PPE required for early entry to treated areas that is permitted under the Worker Protection Standard and that involves contact with anything that has been treated, such as plants, soil, or water, is:

- Coveralls
- Shoes plus socks

### **Storage and Disposal**

Do not contaminate water, food or feed by storage or disposal.

**Pesticide Storage:** Store in original container only.

**Pesticide Disposal:** Wastes resulting from the use of this product must be disposed of on site or at an approved waste disposal facility.

#### **Nonrefillable rigid containers 5 gallons or less:**

**Container Handling:** Nonrefillable container. Do not reuse or refill this container.

Triple rinse or pressure rinse container (or equivalent) promptly after emptying. **Triple rinse** as follows: Empty the remaining contents into application equipment or a mix tank and drain for 10 seconds after the flow begins to drip. Fill the container 1/4 full with water and recap. Shake for 10 seconds. Pour rinsate into application equipment or a mix tank or store rinsate for later use or disposal. Drain for 10 seconds after the flow begins to drip. Repeat this procedure two more times. **Pressure rinse** as follows: Empty the remaining contents into application equipment or a mix tank and continue to drain for 10 seconds after the flow begins to drip. Hold container upside down over application equipment or mix tank or collect rinsate for later use or disposal. Insert pressure rinsing nozzle in the side of the container, and rinse at about 40 psi for at least 30 seconds. Drain for 10 seconds after the flow begins to drip. Then offer for recycling if available or puncture and dispose of in a sanitary landfill, or by incineration, or by other procedures allowed by state and local authorities.

#### **Refillable rigid containers larger than 5 gal:**

**Container Handling:** Refillable container. Refill this container with pesticide only. Do not reuse this container for any other purpose.

Cleaning the container before final disposal is the responsibility of the person disposing of the container. Cleaning before refilling is the responsibility of the refiller. To clean the container before final disposal, empty the remaining contents from this container into application equipment or a mix tank. Fill the container about 10% full with water and, if possible, spray all sides while adding water. If practical, agitate vigorously or recirculate water with the pump for two minutes. Pour or pump rinsate into application equipment or rinsate collection system. Repeat this rinsing procedure two more times. Then offer for recycling if available, or puncture and dispose of in a sanitary landfill, or by incineration, or by other procedures allowed by state and local authorities.

#### **Nonrefillable rigid containers larger than 5 gal:**

**Container Handling:** Nonrefillable container. Do not reuse or refill this container.

Triple rinse or pressure rinse container (or equivalent) promptly after emptying. **Triple rinse** as follows: Empty the remaining contents into application equipment or a mix tank. Fill the container 1/4 full with water. Replace and tighten closures. Tip container on its side and roll it back and forth, ensuring at least one complete revolution, for 30 seconds. Stand the container on its end and tip it back and forth several times. Turn the container over onto its other end and tip it back and forth several times. Empty the rinsate into application equipment or a mix tank or store rinsate for later use or disposal. Repeat this procedure two more times. **Pressure rinse** as follows: Empty the remaining contents into application equipment or a mix tank and continue to drain for 10 seconds after the flow begins to drip. Hold container upside down over application equipment or mix tank or collect rinsate for later use or disposal. Insert pressure rinsing nozzle in the side of the container, and rinse at about 40 psi for at least 30 seconds. Drain for 10 seconds after the flow begins to drip. Then offer for recycling if available, or puncture and dispose of in a sanitary landfill, or by incineration, or by other procedures allowed by state and local authorities.

### **Product Information**

Carefully read, understand and follow label use rates and restrictions. Apply the amount specified in the following tables with properly calibrated aerial or ground spray equipment. Prepare only the amount of spray solution required to treat the measured acreage. The low rates may be used for light infestations of the target pests and the higher rates for moderate to heavy infestations. Closer® SC insecticide may be applied in either dilute or concentrate sprays so long as the application equipment is calibrated and adjusted to deliver thorough, uniform coverage. Use the specified amount of Closer SC per acre regardless of the spray volume used.

## Use Precautions

### Integrated Pest Management (IPM) Programs

Closer SC is recommended for IPM programs in labeled crops. Apply Closer SC when field scouting indicates target pest densities have reached the economic threshold, i.e., the point at which the insect population must be reduced to avoid economic losses beyond the cost of control. Other than reducing the target pest species as a food source, Closer SC does not have a significant impact on most parasitic insects or the natural predaceous arthropod complex in treated crops, including big-eyed bugs, ladybird beetles, flower bugs, lacewings, minute pirate bugs, damsel bugs, assassin bugs, predatory mites or spiders. The feeding activities of these beneficials will aid in natural control of other insects and reduce the likelihood of secondary pest outbreaks. If Closer SC is tank mixed with any insecticide that reduces its selectivity in preserving beneficial predatory insects, the full benefit of Closer SC in an IPM program may be reduced.

### Resistance Management Recommendations

Closer SC contains a Group 4C insecticide.

To delay development of insecticide resistance, the following practices are recommended:

- Adopt an integrated pest management program, for insecticide use that includes scouting, uses historical information related to pesticide use, crop rotation, record keeping, and which considers cultural, biological and other chemical control practices.
- Monitor after application for unexpected target pest survival. If the level of survival suggests the presence of resistance, consult with your local university specialist or certified pest control advisor.
- Do not treat seedling plants grown for transplant in greenhouses, shade houses, or field plots.
- Contact your local extension specialist, certified crop advisors for any additional pesticide resistance-management and/or IPM recommendations for the specific site and pest problems in your area.
- For further information or to report suspected resistance, you may contact your company representative by calling 800-258-3033.

## Mixing Directions

### Application Rate Reference Table

Application Rate of Closer SC (fl oz/acre)	Active Ingredient Equivalent (lb ai/acre)
0.75	0.012
1.5	0.023
2	0.031
2.75	0.043
3.5	0.061
4.25	0.066
4.5	0.070
5.75	0.09

### Closer SC – Alone

Fill the spray tank with water to about 1/2 of the required spray volume. Start agitation and add the required amount of Closer SC. Continue agitation while mixing and filling the spray tank to the required spray volume. Maintain sufficient agitation during application to ensure uniformity of the spray mix. Do



not allow water or spray mixture to back-siphon into the water source.

### **Closer SC - Tank Mix**

It is the pesticide user's responsibility to ensure that all products are registered for the intended use. Read and follow the applicable restrictions and limitations and directions for use on all product labels involved in tank mixing. Users must follow the most restrictive directions for use and precautionary statements of each product in the tank mixture.

Closer SC is believed to be compatible with most commonly used agricultural fungicides, insecticides, growth regulators, foliar fertilizers and spray adjuvants. However, whenever preparing a new tank mix, always conduct a compatibility test by mixing proportional amounts of all spray ingredients in a test vessel (jar). Shake the mixture vigorously and allow it to stand for 15 minutes. Rapid precipitation of the ingredients and failure to re-suspend when shaken indicates that the mixture is incompatible and should not be applied.

**Mixing Order for Tank Mixes:** Fill the spray tank with water to 1/4 to 1/3 of the required spray volume. Start agitation. Add different formulation types in the order indicated below, allowing time for complete dispersion and mixing after addition of each product. Allow extra dispersion and mixing time for dry flowable products.

Add different formulation types in the following order:

1. Water dispersible granules
2. Wettable powders
3. Closer SC and other aqueous suspensions

Maintain agitation and fill spray tank to 3/4 of total spray volume. Then add:

4. Emulsifiable concentrates and water-based solutions
5. Spray adjuvants, surfactants and oils
6. Foliar fertilizers

Finish filling the spray tank. Maintain continuous agitation during mixing, final filling and throughout application. If spraying and agitation must be stopped before the spray tank is empty, the materials may settle to the bottom. Settled materials must be resuspended before spraying is resumed. A sparger agitator is particularly useful for this purpose.

**Premixing:** Dry and flowable formulations may be premixed with water (slurried) and added to the spray tank through a 20 to 35 mesh screen. This procedure assures good initial dispersion of these formulation types.

## **Application Directions**

### **Restrictions:**

#### **Not for Residential Use**

Do not apply Closer SC to edible plants/crops in greenhouses.

Proper application techniques help ensure thorough spray coverage and correct dosage for optimum insect control. Apply Closer SC as a foliar spray at the rate indicated for target pest. The following directions are provided for ground and aerial application of Closer SC. Attention should be given to sprayer speed and calibration, wind speed, and foliar canopy to ensure adequate spray coverage.

#### **Spray Drift Management**

**Wind:** To reduce off-target drift and achieve maximum performance, apply when wind velocity favors on-target product deposition (approximately 3-10 mph). Do not apply when wind speed exceeds 10 mph as uneven spray coverage and drift may result.

**Temperature Inversions:** Do not make ground or aerial applications during a temperature inversion. Temperature inversions are characterized by stable air and increasing temperatures with height above the ground. Mist or fog may indicate the presence of an inversion in humid areas. The applicator may detect the presence of an inversion by producing smoke and observing a smoke layer near the ground surface.

**Droplet Size:** Use only medium or coarser spray nozzles (for ground and non-ULV aerial application) according to ASABE (S-572.1) definition for standard nozzles. In conditions of low humidity and high temperatures, applicators should use a coarser droplet size except where indicated for specific crops.

### **Ground Application**

To prevent drift from groundboom applications, apply using a nozzle height of no more than 4 feet above the ground or crop canopy. Shut off the sprayer when turning at row ends.

**Airblast Sprayer:** When using an airblast sprayer, coverage is also improved by operation of the sprayer at ground speeds that assure that the air volume within the tree canopy is completely replaced by the output from the airblast sprayer. Making applications in an alternate row middle pattern may result in less than satisfactory coverage and poor performance in conditions of high pest infestation levels, extremely large trees and/or dense foliage. For airblast applications, turn off outward pointing nozzles at row ends and when spraying the outer two rows. To minimize spray loss over the top in orchard applications, spray must be directed into the canopy.

### **Row Crop Application**

Use calibrated power-operated ground spray equipment capable of providing uniform coverage of the target crop. Orient the boom and nozzles to obtain uniform crop coverage. Use a minimum of 5 to 10 gallons per acre, increasing volume with crop size and/or pest pressure. Use hollow cone, twin jet flat fan nozzles or other atomizer suitable for insecticide spraying to provide a medium to coarser spray quality (per ASABE S-572.1, see nozzle catalogs). Under certain conditions, drop nozzles may be required to obtain complete coverage of plant surfaces. Follow manufacturer's specifications for ideal nozzle spacing and spray pressure. Minimize boom height to optimize uniformity of coverage and maximize deposition (optimize on-target deposition) to reduce drift.

### **Orchard/Grove Spraying Application**

**Dilute Spray Application:** This application method is based upon the premise that all plant parts are thoroughly wetted. To determine the number of gallons of dilute spray required per acre, contact your state agricultural experiment station, certified pest control advisor, or extension specialist for assistance.

**Concentrate Spray Application:** This application method is based upon the premise that all the plant parts are uniformly covered with spray solution but not to the point of runoff as with a dilute spray. Instead, a lower spray volume is used to deliver the same application rate per acre as used for the dilute spray.

### **Aerial Application**

Apply in a minimum spray volume of 3 gallons per acre. Mount the spray boom on the aircraft so as to minimize drift caused by wing tip or rotor vortices. Use the minimum practical boom length and do not exceed 75% of the wing span or 80% of the rotor diameter. Flight speed and nozzle orientation must be considered in determining droplet size. Spray must be released at the lowest height consistent with pest control and flight safety. Do not release spray at a height greater than 10 feet above the crop canopy unless a greater height is required for aircraft safety. When applications are made with a crosswind, the swath will be displaced downwind. The applicator must compensate for this displacement at the downwind edge of the application area by adjusting the path of the aircraft upwind. Do not apply when wind speed exceeds 10 mph.

### **Spray Adjuvants**

The addition of agricultural adjuvants to sprays of Closer SC may improve initial spray deposits, redistribution and weatherability. Select adjuvants that are recommended and registered for your specific

use pattern and follow their use directions. When an adjuvant is to be used with this product, Dow AgroSciences recommends the use of a Chemical Producers and Distributors Association certified adjuvant. Always add adjuvants last in the mixing process.

**Chemigation Application – Potatoes Only**

Closer SC may be applied through properly equipped chemigation systems for insect control in potatoes. Do not apply Closer SC by chemigation to other crops, unless otherwise directed by a state-specific 24(c) label.

**Use Directions for Chemigation:** Closer SC may be applied through overhead sprinkler irrigation systems that will apply water uniformly, including center pivot, lateral move, end tow, side (wheel) roll, traveler, solid set, micro sprinkler, or hand move. Do not apply this product through any other type of irrigation system. Sprinkler systems that deliver a low coefficient of uniformity such as certain water drive units are not recommended.

For continuously moving systems, the mixture containing Closer SC must be injected continuously and uniformly into the irrigation water line as the sprinkler is moving. If continuously moving irrigation equipment is used, apply in no more than 0.25 inch of water. For irrigation systems that do not move during operation, apply in no more than 0.25 inch of irrigation immediately before the end of the irrigation cycle.

**Chemigation Preparation:** The following use directions are to be followed when this product is applied through irrigation systems. Thoroughly clean the chemigation system and tank of any fertilizer or chemical residues, and dispose of the residues according to state and federal laws. Flush the injection system with soap or a cleaning agent and water. Determine the amount of Closer SC needed to cover the desired acreage. Mix according to instructions in the Mixing Directions section above. Continually agitate the mixture during mixing and application.

**Chemigation Equipment Calibration:** In order to calibrate the irrigation system and injector to apply the mixture containing Closer SC, determine the following: 1) Calculate the number of acres irrigated by the system; 2) Calculate the amount of product required and premix; 3) Determine the irrigation rate and determine the number of minutes for the system to cover the intended treatment area; 4) Calculate the total gallons of insecticide mixture needed to cover the desired acreage. Divide the total gallons of insecticide mixture needed by the number of minutes (minus time to flush out) to cover the treatment area. This value equals the gallons per minute output that the injector or eductor must deliver. Convert the gallons per minute to milliliters or ounces per minute if needed. Calibrate the injector system with the system in operation at the desired irrigation rate. It is suggested that the injection pump/system be calibrated at least twice before operation, and the system should be monitored during operation.

**Chemigation Operation:** Start the water pump and irrigation system, and let the system achieve the desired pressure and speed before starting the injector. Check for leaks and uniformity and make repairs before any chemigation takes place. Start the injection system and calibrate according to manufacturer's specifications. This procedure is necessary to deliver the desired rate per acre in a uniform manner. When the application is finished, allow the entire irrigation and injection system to be thoroughly flushed clean before stopping the system.

**Chemigation Restrictions:**

- Lack of effectiveness or illegal pesticide residues in the crop can result from non-uniform distribution of treated water.
- If you have questions about calibration, contact state extension service specialists, equipment manufacturers or other experts.
- Do not connect an irrigation system used for pesticide application (including greenhouse systems) to a public water system unless the pesticide label-prescribed safety devices for public water systems are in place with current certification. Specific local regulations may apply and must be followed.

- A person knowledgeable of the chemigation system and responsible for its operation, or under the supervision of the responsible person, shall operate the system and make necessary adjustments should the need arise and continuously monitor the injection.
- Do not apply when wind speed favors drift beyond the area intended for treatment. End guns must be turned off during the application if they irrigate nontarget areas.
- Do not allow irrigation water to collect or run off and pose a hazard to livestock, wells, or adjoining crops.
- Do not enter treated area during the reentry interval specified in the Agricultural Use Requirements section of this label unless required PPE is worn.
- Do not apply through sprinkler systems that deliver a low coefficient of uniformity such as certain water drive units.

#### **Chemigation Specific Equipment Requirements:**

- The system must contain an air gap or approved backflow prevention device, or approved functional check valve, vacuum relief valve (including inspection port), and low-pressure drain appropriately located on the irrigation pipeline to prevent water source contamination from back flow. Refer to the American Society of Agricultural Engineer's Engineering Practice 409 for more information or state specific regulations.
- The pesticide injection line must contain a functional, automatic, quick-closing check valve to prevent the flow of fluid back toward the injection chemical supply.
- A pesticide injection pump must also contain a functional interlock, e.g., mechanical or electrical to shut off chemical supply when the irrigation system is either automatically or manually shut down.
- The system must contain functional interlocking controls to automatically shut off the pesticide injection when the water pressure drops too low or water flow stops.
- Use of public water supply requires approval of a backflow prevention device or air gap (preferred) by both state and local authorities.
- Systems must use a metering device, such as a positive displacement injection pump (or flow meter on educator) effectively designed and constructed of materials that are compatible with pesticides and capable of being fitted with a system interlock. An electric powered pump must meet Section 675 for "Electrically Driven or Controlled Irrigation Machines" NEC 70.
- To insure uniform mixing of the insecticide in the water line, inject the mixture in the center of the pipe diameter or just ahead of an elbow or tee in the irrigation line so that the turbulence created at those points will assist in mixing. The injection point must be located after all backflow prevention devices on the water line.
- The tank holding the insecticide mixture should be free of rust, fertilizer, sediment, and foreign material, and equipped with an in-line strainer situated between the tank and the injection point.

#### **Rotational Crop Restrictions**

The following rotational crops may be planted at intervals defined below following the final application of Closer SC at specified rates for a registered use.

<b>Crop</b>	<b>Re-Planting Interval</b>
Alfalfa, barley, Brassica head and stem vegetables (crop group 5-16), bulb vegetables (crop group 3-07), cacao, canola (rapeseed) (subgroup 20A), citrus (crop group 10), corn (field, pop, sweet, grown for seed), cotton, cucurbit vegetables (crop group 9), fruiting vegetables (crop group 8), leafy greens (subgroup 4-16A), leafy petiole vegetables (subgroup 22B), millet, oats, okra, ornamentals (herbaceous and woody, in greenhouses and nurseries),	no restrictions

pineapple, pistachio, pome fruits (crop group 11), potatoes (crop groups 1C and 1D), root and tuber vegetables (Crop crops 1A and 1B), rye, small-fruit vine climbing (subgroup 13-07F (except fuzzy kiwi) and low growing berries (subgroup 13-07G)) (except strawberry), sorghum, soybean, stone fruits (crop group 12-12), strawberry, succulent, edible podded and dry beans, teff, teosinte, tree nuts (crop group 14-12), tree plantations, triticale, turfgrass, watercress, and wheat	
all other crops grown for food or feed	30 days

## Use Directions

### Alfalfa

#### Pests and Application Rates:

Pests	Closer SC (fl oz/acre)
aphids	1.5 – 2.0 (0.023 – 0.031 lb ai/acre)
Tarnished plant bug Western tarnished plant bug	2.75 – 5.75 (0.043 – 0.09 lb ai/acre)

**Application Timing:** Treat in accordance with local economic thresholds. Consult your company representative, cooperative extension service, certified crop advisor or state agricultural experiment station for any additional local use recommendations for your area.

**Application Rate:** Use a higher rate in the rate range for heavy pest populations.

#### Restrictions:

- **Preharvest Interval:** Do not apply within 7 days of grazing, or forage, fodder, or hay harvest.
- **Minimum Treatment Interval:** Do not make applications less than 7 days apart.
- Do not make more than two applications per cutting.
- Do not apply more than a total of 17.0 fl oz of Closer SC (0.266 lb ai of sulfoxaflor) per acre per year.

### Barley, Oats, Rye, Teff, Triticale and Wheat

#### Pests and Application Rates:

Pests	Closer SC (fl oz/acre)
Aphids, including Russian wheat aphid and Greenbug	1.5 – 2.75(0.023 – 0.043 lb ai/acre)

**Application Timing:** Treat in accordance with local economic thresholds. Consult your company representative, cooperative extension service, certified crop advisor or state agricultural experiment

station for any additional local use recommendations for your area.

**Application Rate:** Use a higher rate in the rate range for heavy pest populations.

**Restrictions:**

- **Preharvest Interval:** Do not apply within 14 days of grain or straw harvest or within 7 days of grazing, or forage, fodder, or hay harvest.
- **Minimum Treatment Interval:** Do not make applications less than 14 days apart.
- Do not make more than two applications per crop.
- Do not apply more than a total of 5.5 fl oz of Closer SC (0.086 lb ai of sulfoxaflor) per acre per year.

**Brassica Head and Stem Vegetables (Crop Group 5-16)<sup>1</sup>**

<sup>1</sup>Brassica head and stem vegetables (crop group 5-16) broccoli, broccoli raab, Brussels sprouts, cabbage, cauliflower, Chinese cabbage (bok choy), Napa cabbage, cultivars, varieties, and hybrids of these commodities.

**Pests and Application Rates:**

Pests	Closer SC (fl oz/acre)
aphids	1.5 – 2.0 (0.023 – 0.031 lb ai/acre)
silverleaf whitefly sweetpotato whitefly	4.25 – 5.75 (0.066 – 0.09 lb ai/acre)
thrips (suppression only)	5.75 (0.09 lb ai/acre)

**Application Timing:** Treat in accordance with local economic thresholds. Consult your company representative, cooperative extension service, certified crop advisor or state agricultural experiment station for any additional local use recommendations for your area. Two applications may be required for optimum control of whiteflies.

**Application Rate:** Use a higher rate in the rate range for heavy pest populations.

**Restrictions:**

- **Preharvest Interval:** Do not apply within 3 days of harvest.
- **Minimum Treatment Interval:** Do not make applications less than 7 days apart.
- Do not make more than four applications per crop.
- Do not make more than two consecutive applications per crop.
- Do not apply more than a total of 17 fl oz of Closer SC (0.266 lb ai of sulfoxaflor) per acre per year.
- Do not apply this product at any time between 3 days prior to bloom and until after petal fall.

**Bulb Vegetables (Crop Group 3-07)<sup>1</sup>**

<sup>1</sup>Bulb vegetables (crop group 3-07) including beltsville bunching onion, bulb daylilly, bulb fritillaria, bulb garlic, bulb lily, bulb onion, bulb shallot, Chinese bulb onion, Chinese fresh leaf chive, elegans hosta, fresh leaf chive, fresh leaf shallot, fresh onion, garlic, great-headed bulb garlic, green onion, kurrat, lady's leek, leek, leaf fritillaria, macrostem onion, pearl onion, potato bulb onion, serpent bulb garlic, tree onion tops, Welsh onion tops, wild leek, and cultivars, varieties, and/or hybrids of these

**Pests and Application Rates:**

Pests	Closer SC (fl oz/acre)
onion thrips (suppression only)	5.75 (0.09 lb ai/acre)



**Application Timing:** Treat in accordance with local economic thresholds. Consult your company representative, cooperative extension service, certified crop advisor or state agricultural experiment station for any additional local use recommendations for your area.

**Restrictions:**

- **Preharvest Interval:** Do not apply within 7 days of harvest.
- **Minimum Treatment Interval:** Do not make applications less than 7 days apart.
- Do not make more than four applications per crop.
- Do not make more than two consecutive applications per crop.
- Do not apply more than a total of 17 fl oz of Closer SC (0.266 lb ai of sulfoxaflor) per acre per year.
- Do not apply this product at any time between 3 days prior to bloom and until after petal fall.

## Cacao

**Pests and Application Rates:**

Pests	Closer SC (fl oz/acre)
Black citrus aphid	2.3 (0.036 lb ai/acre)

**Application Timing:** Treat in accordance with local economic thresholds. Consult your company representative, cooperative extension service, certified crop advisor or state agricultural experiment station for any additional local use recommendations for your area.

**Application Rate:** Use a higher rate in the rate range for heavy pest populations.

**Restrictions:**

- **Preharvest Interval:** Do not apply within 3 days of harvest.
- **Minimum Treatment Interval:** Do not make applications less than 28 days apart.
- Do not make more than four applications per crop.
- Do not apply more than a total of 9.2 fl oz of Closer SC (0.14 lb ai of sulfoxaflor) per acre per year.

## Canola (Rapeseed) (Subgroup 20A)<sup>1</sup>

<sup>1</sup>Canola (rapeseed) (subgroup 20A) including borage, canola, crambe, cuphea, echium, flax seed, gold of pleasure, hare's ear mustard, lesquerella, lunaria, meadowfoam, milkweed, mustard seed, oil radish, poppy seed, rapeseed, sesame, sweet rocket cultivars, varieties and/or hybrids of these

**Pests and Application Rates:**

Pests	Closer SC (fl oz/acre)
aphids	1.0 – 1.5 (0.016 – 0.023 lb ai/acre)

**Application Timing:** Treat in accordance with local economic thresholds. Consult your company representative, cooperative extension service, certified crop advisor or state agricultural experiment station for any additional local use recommendations for your area.

**Application Rate:** Use a higher rate in the rate range for heavy pest populations.

**Restrictions:**

- **Preharvest Interval:** Do not apply within 14 days of grain, straw, forage, fodder, or hay harvest.
- **Minimum Treatment Interval:** Do not make applications less than 14 days apart.
- Do not make more than two applications per year.
- Do not apply more than a total of 3.0 fl oz of Closer SC (0.046 lb ai of sulfoxaflor) per acre per year.
- Do not apply this product at any time between 3 days prior to bloom and until after petal fall.

**Citrus (Crop Group 10)<sup>1</sup>**

<sup>1</sup>Citrus (crop group 10) including citrus citron, grapefruit, kumquat, lemon, lime, orange (sweet), orange (sour), tangelo, tangerine, and hybrids of these

**Pests and Application Rates:**

Pests	Closer SC (fl oz/acre)
aphids	1.5 – 2.75 (0.023 – 0.043 lb ai/acre)
Asian citrus psyllid citrus snow scale mealybugs	2.75 – 5.75 (0.043 – 0.09 lb ai/acre)
Citrus thrips Florida red scale	5.75 (0.09 lb ai/acre)
Suppression only: California red scale citricola scale	5.75 (0.09 lb ai/acre)

**Advisory Pollinator Statement:** Notifying known beekeepers within 1 mile of the treatment area 48 hours before the product is applied will allow them to take additional steps to protect their bees. Also, limiting application to times when managed bees and native pollinators are least active, e.g., 2 hours prior to sunset or when the temperature is below 50°F at the site of application, will minimize risk to bees. The RT<sub>25</sub> for this product is less than or equal to 3 hours.

**Application Timing:** Treat in accordance with local economic thresholds. Consult your company representative, cooperative extension service, certified crop advisor or state agricultural experiment station for any additional local use recommendations for your area. Time application for scales to the crawler stage.

**Application Rate:** Use a higher rate in the rate range for heavy pest populations.

**Restrictions:**

- **Preharvest Interval:** Do not apply within 1 day of harvest.
- **Minimum Treatment Interval:** Do not make applications less than 14 days apart.
- Do not make more than four applications per crop.
- Do not make more than two consecutive applications per crop.
- Do not apply more than a total of 17 fl oz of Closer SC (0.266 lb ai of sulfoxaflor) per acre per year.
- Only one application is allowed between 3 days before bloom and until after petal fall per year.

**Corn (Field, Pop, Sweet, Grown for Seed), Millet, Sorghum and Teosinte  
Not for use on sweet sorghum**

**Pests and Application Rates:**



<b>Pests</b>	<b>Closer SC (fl oz/acre)</b>
aphids	1.5 – 2.75 (0.023 – 0.043 lb ai/acre)

**Application Timing:** Treat in accordance with local economic thresholds. Consult your company representative, cooperative extension service, certified crop advisor or state agricultural experiment station for any additional local use recommendations for your area.

**Application Rate:** Use a higher rate in the rate range for heavy pest populations.

#### **Restrictions:**

##### **Sweet Corn**

- **Preharvest Interval:** Do not apply within 7 days of harvest.
- Do not apply more than a total of 5.50 fl oz of Closer SC (0.09 lb ai of sulfoxaflor) per acre per year.
- Do not make more than two application per acre per year.
- **Minimum Treatment Interval:** Do not make applications less than 14 days apart.

##### **Corn (Field, Pop, Sweet, Grown for Seed), Millet, Sorghum and Teosinte**

- **Preharvest Interval:** Do not apply within 14 days of harvest of grain or straw harvest or within 7 days of grazing, forage, fodder, or hay harvest.
- **Minimum Treatment Interval:** Do not make applications less than 14 days apart.
- Do not make more than two applications per acre per year.
- Do not apply more than a total of 5.50 fl oz of Closer SC (0.09 lb ai of sulfoxaflor) per acre per year.
- Do not apply product 3 days before bloom or until after seed set.
- Do not use on Sweet Sorghum

#### **Cotton**

##### **Pests and Application Rates:**

<b>Pests</b>	<b>Closer SC (fl oz/acre)</b>
cotton aphid	1.5 – 2.0 (0.023 – 0.031 lb ai/acre)
cotton fleahopper	1.5 – 3.0 (0.023 – 0.046 lb ai/acre)
tarnished plant bug western tarnished plant bug	2.75 – 4.5 (0.043 – 0.07 lb ai/acre)
silverleaf whitefly sweetpotato whitefly	4.5 (0.07 lb ai/acre)
Suppression only: thrips brown stink bug southern green stink bug	4.5 (0.07 lb ai/acre)

**Advisory Pollinator Statement:** Notifying known beekeepers within 1 mile of the treatment area 48

hours before the product is applied will allow them to take additional steps to protect their bees. Also, limiting application to times when managed bees and native pollinators are least active, e.g. 2 hours prior to sunset or when the temperature is below 50°F at the site of application will minimize risk to bees. The RT<sub>25</sub> for this product is less than or equal to 3 hours.

**Application Timing:** Treat in accordance with local economic thresholds. Consult your company representative, cooperative extension service, certified crop advisor or state agricultural experiment station for any additional local use recommendations for your area.

**Application Rate:** Use a higher rate in the rate range for heavy pest populations. Two applications may be required for optimum tarnished plant bug control under high pest pressure or heavy immigration of plant bugs from other crops.

**Restrictions:**

- **Preharvest Interval:** Do not apply within 14 days of harvest.
- **Minimum Treatment Interval:** Do not make applications less than 5 days apart.
- Do not make more than four applications per acre per year.
- Do not make more than two consecutive applications per crop.
- Do not apply more than a total of 17 fl oz of Closer SC (0.266 lb ai of sulfoxaflor) per acre per year.

**Cucurbit Vegetables (Crop Group 9)<sup>1</sup>**

<sup>1</sup>Cucurbit vegetables (crop group 9) including balsam apple, balsam pear, bitter melon, cantaloupe, casaba, chayote, Chinese cucumber, Chinese okra, crenshaw melon, crookneck squash, cucumber, cucuzza, edible gourds, golden pershaw melon, hechima, honey balls, honeydew melon, hyotan, mango melon, Persian melon, pineapple melon, pumpkin, Santa Claus melon, scallop squash, snake melon, spaghetti squash, straightneck squash, summer squash, true cantaloupe, vegetable marrow, watermelon, winter squash, and other varieties and/or hybrids of these

**Pests and Application Rates:**

Pests	Closer SC (fl oz/acre)
aphids	1.5 – 2.0 (0.023 – 0.031 lb ai/acre)
silverleaf whitefly sweetpotato whitefly thrips (suppression only)	4.25 – 4.5 (0.066 – 0.07 lb ai/acre)

**Advisory Pollinator Statement:** Notifying known beekeepers within 1 mile of the treatment area 48 hours before the product is applied will allow them to take additional steps to protect their bees. Also, limiting application to times when managed bees and native pollinators are least active, e.g., 2 hours prior to sunset or when the temperature is below 50°F at the site of application, will minimize risk to bees. The RT<sub>25</sub> for this product is less than or equal to 3 hours.

**Application Timing:** Treat in accordance with local economic thresholds. Consult your company representative, cooperative extension service, certified crop advisor or state agricultural experiment station for any additional local use recommendations for your area. Two applications may be required for optimum control of whiteflies

**Application Rate:** Use a higher rate in the rate range for heavy pest populations.

**Restrictions:**

- **Preharvest Interval:** Do not apply within 1 day of harvest.
- **Minimum Treatment Interval:** Do not make applications less than 7 days apart.

- Do not make more than four applications per crop.
- Do not make more than two consecutive applications per crop.
- Do not apply more than a total of 17 fl oz of Closer SC (0.266 lb ai of sulfoxaflor) per acre per year.

### Fruiting Vegetables (Crop Group 8)<sup>1</sup> and Okra

<sup>1</sup>Fruiting vegetables (crop group 8) including bell pepper, eggplant, groundcherry, pimento, sweet pepper, tomatillo, tomato

#### Pests and Application Rates:

Pests	Closer SC (fl oz/acre)
Aphids	1.5 – 2.0 (0.023 – 0.031 lb ai/acre)
plant bugs	2.75 – 4.5 (0.043 – 0.07 lb ai/acre)
greenhouse whitefly (outdoors) silverleaf whitefly sweetpotato whitefly thrips (suppression only)	4.25 – 4.5 (0.066 – 0.07 lb ai/acre)

**Application Timing:** Treat in accordance with local economic thresholds. Consult your company representative, cooperative extension service, certified crop advisor or state agricultural experiment station for any additional local use recommendations for your area. Two applications may be required for optimum control of whiteflies.

**Application Rate:** Use a higher rate in the rate range for heavy pest populations.

#### Restrictions:

- **Preharvest Interval:** Do not apply within 1 day of harvest.
- **Minimum Treatment Interval:** Do not make applications less than 7 days apart.
- Do not make more than four applications per crop.
- Do not make more than two consecutive applications per crop.
- Do not apply more than a total of 17 fl oz of Closer SC (0.266 lb ai of sulfoxaflor) per acre per year.

### Leafy Greens (Subgroup 4-16A)<sup>1</sup> Leafy Petiole Vegetable (Subgroup 22B)<sup>2</sup>, and Watercress

<sup>1</sup>Leafy Greens (subgroup 4-16A) Amaranth, Chinese; amaranth, leafy; aster, Indian; blackjack; cat's whiskers; cham-chwi; cham-na-mul; chervil, fresh leaves; chipilin; chrysanthemum, garland; cilantro, fresh leaves; corn salad; cosmos; dandelion, leaves; dang-gwi, leaves; dillweed; dock; dol-nam-mul; ebolo; endive; escarole; fameflower; feather cockscomb; Good King Henry; huauzontle; jute, leaves; lettuce, bitter; lettuce, head; lettuce, leaf; orach; parsley, fresh leaves; plantain, buckhorn; primrose, English; purslane, garden; purslane, winter; radicchio; spinach; spinach, Malabar; spinach, New Zealand; spinach, tanier; Swiss chard; violet, Chinese, leaves; cultivars, varieties, and hybrids of these commodities.

<sup>2</sup>Leafy Petiole Vegetable (subgroup 22B) including cardoon; celery; celery, Chinese; fuki; rhubarb; udo; zuiki; cultivars, varieties, and hybrids of these commodities

#### Pests and Application Rates:

	Closer SC

<b>Pests</b>	<b>(fl oz/acre)</b>
aphids	1.5 – 2.0 (0.023 – 0.031 lb ai/acre)
silverleaf whitefly sweetpotato whitefly	4.25 – 5.75 (0.066 – 0.09 lb ai/acre)
thrips (suppression only)	5.75 (0.09 lb ai/acre)

**Application Timing:** Treat in accordance with local economic thresholds. Consult your company representative, cooperative extension service, certified crop advisor or state agricultural experiment station for any additional local use recommendations for your area. Two applications may be required for optimum control of whiteflies

**Application Rate:** Use a higher rate in the rate range for heavy pest populations.

**Restrictions:**

- **Preharvest Interval:** Do not apply within 3 days of harvest.
- **Minimum Treatment Interval:** Do not make applications less than 7 days apart.
- Do not make more than four applications per crop.
- Do not make more than two consecutive applications per crop.
- Do not apply more than a total of 17 fl oz of Closer SC (0.266 lb ai of sulfoxaflor) per acre per year.
- Do not apply this product at any time between 3 days prior to bloom and until after petal fall.

**Leaves of Root and Tuber Vegetables (Crop Group 2)<sup>1</sup>**

<sup>1</sup>Leaves of root and tuber vegetables (crop group 2) including bitter cassava, black salsify, carrot, celeriac (celery root), chicory, dasheen (taro), edible burdock, garden beet, oriental radish (daikon), parsnip, radish, rutabaga, sugar beet, sweet cassava, sweet potato, tanager, true yam, turnip, turnip-rooted chervil

**Pests and Application Rates:**

<b>Pests</b>	<b>Closer SC (fl oz/acre)</b>
aphids	1.5 – 2.0 (0.023 – 0.031 lb ai/acre)
leafhoppers	2.75 – 5.75 (0.043 – 0.09 lb ai/acre)
silverleaf whitefly sweetpotato whitefly	4.25 – 5.75 (0.066 – 0.09 lb ai/acre)

**Application Timing:** Treat in accordance with local economic thresholds. Consult your company representative, cooperative extension service, certified crop advisor or state agricultural experiment station for any additional local use recommendations for your area. Two applications may be required for optimum control of whiteflies.

**Application Rate:** Use a higher rate in the rate range for heavy pest populations.

**Restrictions:**

- **Preharvest Interval:** Do not apply within 7 days of harvest.

- **Minimum Treatment Interval:** Do not make applications less than 7 days apart.
- Do not make more than four applications per crop.
- Do not make more than two consecutive applications per crop.
- Do not apply more than a total of 17 fl oz of Closer SC (0.266 lb ai of sulfoxaflor) per acre per year.
- Do not apply this product at any time between 3 days prior to bloom and until after petal fall.

### **Ornamentals: (Herbaceous and Woody) Growing in Greenhouses and Nurseries**

#### **Restrictions:**

Not for residential use

Do not apply Closer SC to edible plants/crops in greenhouses.

#### **Pests and Application Rates:**

<b>Pests</b>	<b>Closer SC (fl oz/ 3 gallons)</b>	<b>Closer SC (fl oz/100 gallons)</b>	<b>Closer SC (fl oz/acre)</b>
aphids mealybugs such as: citrus mealybug Lygus Bugs	0.04 – 0.06 (1.2-1.78 mls)	1.5 – 2.25 (44 – 66 mls)	3 – 4.5 (0.04 – 0.070 lb ai/acre) (89-133 mls product/acre)
lacebug pine needle scare (time application to the crawler stage)	0.06 (1.78 mls)	2.25 (66 mls)	4.5 (0.070 lb ai/acre) (133 mls product/acre)
Scale (time application to the crawler stage) such as: cottony cushion or false oleader (suppression)	0.08 (2.36 mls)	2.75 (81 mls)	5.5 (0.086 lb ai/acre) 162 mls product/acre)

**Advisory Pollinator Statement:** Notifying known beekeepers within 1 mile of the treatment area 48 hours before the product is applied will allow them to take additional steps to protect their bees. Also, limiting application to times when managed bees and native pollinators are least active, e.g., before 7 am or after 7 pm local time or when the temperature is below 50°F at the site of application, will minimize risk to bees. The RT<sub>25</sub> for this product is less than or equal to 3 hours.

**Application Method:** Dilute Closer SC in water and apply using suitable hand- or power-operated application equipment (such as portable pump-up, backpack, hydraulic, boom) in a manner to provide complete and uniform plant coverage.

**Application Rate:** Closer SC may be used up to a maximum labeled rate of 2.75 fl oz per 100 gallons, or 5.5 fl oz per acre per application on trees and ornamentals as a general treatment regardless of the target insect pest, do not exceed 4.5 oz per acre if plants are in bloom. Use pest specific rates when a single insect pest or group of insect pests within a rate category is the only intended target.

#### **Aerial Applications for Nurseries:**

Closer SC may be aerially applied to commercially grown ornamentals only. Aerial or ground applications in production agriculture or directed ground applications to individual plants are permitted. Avoid making aerial applications in immediate proximity of residential, commercial, government, institutional or other structures where people may be present including homes, apartments, offices, churches, schools, and businesses. Refer to **Spray Drift Management** to reduce drift. However, use is limited to directed ground applications when nurseries are located next to urban areas.

**Spray Volume:** Attempt to penetrate dense foliage, but avoid over spraying to the point of excessive runoff. Uniform coverage of both upper and lower leaf surfaces is critical for effective insect control.

**Phytotoxicity:** Closer SC has been tested alone on a wide variety of herbaceous and woody ornamental plants without phytotoxic symptoms. However, because it is not possible to test all possible tank mix combinations (including adjuvants) and ornamental plant species, varieties, and cultivars, and because environmental factors and varietal and plant stage of growth may affect phytotoxic expression, it is recommended that a small group of test plants be treated at the specified use rate of Closer SC either alone or in tank mix combinations and observed for at least 5 to 7 days to determine phytotoxicity before treating large numbers of those plants. **Important:** The user assumes responsibility for determining if Closer SC is safe to treated plants when applied either alone or in tank mixtures under commercial growing conditions.

### Restrictions – Greenhouses<sup>1</sup>

<sup>1</sup>A greenhouse is defined as a structure or space enclosed with a nonporous covering inside which plants are produced

- **Minimum Treatment Interval:** Do not make applications less than 7 days apart.
- Regardless of the crop or pest being treated do not apply Closer SC more than 6 times in a 12-month period inside a greenhouse or a structure that can be altered to be closed or open.
- Do not make more than two consecutive applications.
- Do not apply to edible crops (any stage), for use on ornamentals only.
- Do not apply more than a total of 17 fl oz of Closer SC (0.266 lb ai of sulfoxaflor) per acre per crop per year.

### Restrictions – Nurseries<sup>1</sup>:

<sup>1</sup>A nursery is defined as a facility engaged in the outdoor production of plants.

- **Minimum Treatment Interval:** Do not make applications less than 14 days apart.
- Do not make more than two consecutive applications.
- Do not make more than four applications per crop per year
- Do not make more than 1 application during bloom. The single application during bloom must not exceed a rate of 4.5 oz (0.070 lb ai per acre of sulfoxaflor).
- Do not apply more than a total of 17 fl oz of Closer SC (0.266 lb ai of sulfoxaflor) per acre per year for crops grown in-ground.
- For crops grown in containers, do not apply more than 17 oz of Closer SC (0.266 oz ai sulfoxaflor) per acre per crop per year.
- Not for residential use.

## Pineapple

### Pests and Application Rates:

Pests	Closer SC (fl oz/acre)
mealybugs	2.75 – 5.75 (0.043 – 0.090 lb ai/acre)

**Application Timing:** Treat in accordance with local economic thresholds. Consult your company representative, cooperative extension service, certified crop advisor or state agricultural experiment

station for any additional local use recommendations for your area.

**Application Rate:** Use a higher rate in the rate range for heavy pest populations.

**Restrictions:**

- **Preharvest Interval:** Do not apply within 7 days of harvest.
- **Minimum Treatment Interval:** Do not make applications less than 14 days apart.
- Do not make more than two applications per acre per year.
- Do not apply more than a total of 11.5 fl oz of Closer SC (0.180 lb ai of sulfoxaflor) per acre per year.

**Pome Fruits (Crop Group 11)<sup>1</sup>**

<sup>1</sup>Pome fruits (crop group 11) including apples, crabapple, loquat, mayhaw, pears, quince

**Pests and Application Rates:**

Pests	Closer SC (fl oz/acre)
Aphids (except woolly apple aphid) white apple leafhopper	1.5 – 2.75 (0.023 – 0.043 lb ai/acre)
plant bugs woolly apple aphid	2.75 – 5.75 (0.043 – 0.09 lb ai/acre)
pear psylla (suppression only) San Jose scale (suppression only)	5.75 (0.09 lb ai/acre)

**Application Timing:** Treat in accordance with local economic thresholds. Consult your company representative, cooperative extension service, certified crop advisor or state agricultural experiment station for any additional local use recommendations for your area. Time application for San Jose scale to the crawler stage.

**Application Rate:** Use a higher rate in the rate range for heavy pest populations.

**Restrictions:**

- **Preharvest Interval:** Do not apply within 7 days of harvest.
- **Minimum Treatment Interval:** Do not make applications less than 7 days apart.
- Do not make more than four applications per crop.
- Do not make more than two consecutive applications per crop.
- Do not apply more than a total of 17 fl oz of Closer SC (0.266 lb ai of sulfoxaflor) per acre per year.
- Do not apply this product at any time between 3 days prior to bloom and until after petal fall.

**Root and Tuber Vegetables (Crop Groups 1A and 1B)<sup>1</sup>**

<sup>1</sup>Root and tuber vegetables (crop group 1) including bitter black salsify, carrot, celeriac, chicory, daikon, edible burdock, garden beet, ginseng, horseradish, oriental radish, parsnip, radish, rutabaga, salsify, skirret, Spanish salsify, sugar beet, turnip, turnip-rooted chervil, turnip-rooted parsley

**Pests and Application Rates:**

Pests	Closer SC (fl oz/acre)
aphids	1.5 – 2.75 (0.023 – 0.043 lb ai/acre)
leafhoppers	2.75 – 5.75



	(0.043 – 0.09 lb ai/acre)
silverleaf whitefly sweetpotato whitefly	4.25 – 5.75 (0.066 – 0.09 lb ai/acre)

**Application Timing:** Treat in accordance with local economic thresholds. Consult your company representative, cooperative extension service, certified crop advisor or state agricultural experiment station for any additional local use recommendations for your area. Two applications may be required for optimum control of whiteflies.

**Application Rate:** Use a higher rate in the rate range for heavy pest populations.

**Restrictions:**

- **Preharvest Interval:** Do not apply within 7 days of harvest.
- **Minimum Treatment Interval:** Do not make applications less than 7 days apart.
- Do not make more than four applications per crop.
- Do not make more than two consecutive applications per crop.
- Do not apply more than a total of 17 fl oz of Closer SC (0.266 lb ai of sulfoxaflor) per acre per year.
- Do not apply this product at any time between 3 days prior to bloom and until after petal fall.

**Potatoes (Crop Groups 1C and 1D)<sup>1</sup>**

<sup>1</sup>Root and tuber vegetables (crop group 1) including arracacha, arrowroot, bitter cassava, chayote (root), Chinese artichoke, chufa, dasheen, edible canna, ginger, Jerusalem artichoke, leren, potato, sweet cassava, sweet potato, tanager, true yam, turmeric, yam, yam bean

**Pests and Application Rates:**

<b>Pests</b>	<b>Closer SC (oz/acre)</b>
aphids	1.5 – 2.75 (0.023 – 0.043 lb ai/acre)
leafhoppers	2.75 – 4.5 (0.043 – 0.07 lb ai/acre)
Potato psyllid	4.0 – 4.5 (0.061 – 0.07 lb ai/acre)
silverleaf whitefly sweetpotato whitefly	4.5 (0.07 lb ai/acre)

**Application Timing:** Treat in accordance with local economic thresholds. Consult your company representative, cooperative extension service, certified crop advisor or state agricultural experiment station for any additional local use recommendations for your area. Two applications may be required for optimum control of whiteflies.

**Application Rate:** Use a higher rate in the rate range for heavy pest populations.

**Restrictions:**

- **Preharvest Interval:** Do not apply within 7 days of harvest.
- **Minimum Treatment Interval:** Do not make applications less than 14 days apart.
- Do not make more than four applications per crop.
- Do not make more than two consecutive applications per crop.



- Do not apply more than a total of 17 oz of Closer SC (0.266 lb ai of sulfoxaflor) per acre per year.

### **Small Fruit Vine Climbing (Except Fuzzy Kiwifruit) (Subgroup 13-07F)<sup>1</sup> and Low Growing Berry (Subgroup 13-07G)<sup>2</sup> (except strawberry)**

<sup>1</sup>Small fruit vine climbing (except fuzzy kiwifruit) (subgroup 13-07F) including amur river grape, gooseberry, grape, hardy kiwifruit, Maypop, schisandra berry, and cultivars, varieties and/or hybrids of these

<sup>2</sup>Low growing berry (subgroup 13-07G) (except strawberry) including bearberry, bilberry, lowbush blueberry, cloudberry, cranberry, lingonberry, muntries, partridgeberry, and cultivars, varieties and/or hybrids of these

#### **Pests and Application Rates:**

<b>Pests</b>	<b>Closer SC (fl oz/acre)</b>
grape leafhopper	2.75 – 5.75
mealybugs	(0.043 – 0.09 lb
plant bugs	ai/acre)
thrips (suppression)	5.75
	(0.09 lb ai/acre)

**Application Timing:** Treat in accordance with local economic thresholds. Consult your company representative, cooperative extension service, certified crop advisor or state agricultural experiment station for any additional local use recommendations for your area.

**Application Rate:** Use a higher rate in the rate range for heavy pest populations.

#### **Restrictions:**

##### **• Preharvest Interval:**

- Subgroup 13-07F – Do not apply within 7 days of harvest.
- Subgroup 13-07G – Do not apply within 1 day of harvest.

- **Minimum Treatment Interval:** Do not make applications less than 7 days apart.
- Do not make more than four applications per crop.
- Do not make more than two consecutive applications per crop.
- Do not apply more than a total of 17 fl oz of Closer SC (0.266 lb ai of sulfoxaflor) per acre per year.
- Do not apply this product at any time between 3 days prior to bloom and until after petal fall.

## **Soybean**

#### **Pests and Application Rates:**

<b>Pests</b>	<b>Closer SC (fl oz/acre)</b>
soybean aphid	1.5 – 2.0
	(0.023 – 0.031 lb
	ai/acre)
Suppression only: brown stink bug	4.5
southern green stink bug	(0.07 lb ai/acre)

**Application Timing:** Treat in accordance with local economic thresholds. Consult your company representative, cooperative extension service, certified crop advisor or state agricultural experiment station for any additional local use recommendations for your area.

**Application Rate:** Use a higher rate in the rate range for heavy pest populations.

**Restrictions:**

- **Preharvest Interval:** Do not apply within 7 days of seed, forage or hay harvest.
- **Minimum Treatment Interval:** Do not make applications less than 14 days apart.
- Do not make more than four applications per crop.
- Do not make more than two consecutive applications per crop.
- Do not apply more than a total of 17 fl oz of Closer SC (0.266 lb ai of sulfoxaflor) per acre per year.
- No more than two applications may be made to soybean forage.

**Stone Fruits (Crop Group 12-12)<sup>1</sup>**

<sup>1</sup>Stone fruits (crop group 12-12) including apricot, nectarine, peach, plum, prune, sweet cherry, tart cherry

**Pests and Application Rates:**

Pests	Closer SC (fl oz/acre)
aphids	1.5 – 2.75 (0.023 – 0.043 lb ai/acre)
San Jose scale (suppression only) western flower thrips (suppression only)	5.75 (0.09 ai/acre)

**Application Timing:** Treat in accordance with local economic thresholds. Consult your company representative, cooperative extension service, certified crop advisor or state agricultural experiment station for any additional local use recommendations for your area. Time application for San Jose scale to the crawler stage.

**Application Rate:** Use a higher rate in the rate range for heavy pest populations.

**Restrictions:**

- **Preharvest Interval:** Do not apply within 7 days of harvest.
- **Minimum Treatment Interval:** Do not make applications less than 7 days apart.
- Do not make more than four applications per crop.
- Do not make more than two consecutive applications per crop.
- Do not apply more than a total of 17 fl oz of Closer SC (0.266 lb ai of sulfoxaflor) per acre per year.
- Do not apply this product at any time between 3 days prior to bloom and until after petal fall.

**Strawberry**

**Pests and Application Rates:**

Pests	Closer SC (oz/acre)
plant bugs	2.75 – 4.5 (0.043 – 0.07 lb ai/acre)
thrips (suppression only)	4.5 (0.07 lb ai/acre)

**Advisory Pollinator Statement:** Notifying known beekeepers within 1 mile of the treatment area 48 hours before the product is applied will allow them to take additional steps to protect their bees. Also, limiting application to times when managed bees and native pollinators are least active, e.g., 2 hours prior to sunset or when the temperature is below 50°F at the site of application, will minimize risk to bees. The RT25 for this product is less than or equal to 3 hours.

**Application Timing:** Treat in accordance with local economic thresholds. Consult your company representative, cooperative extension service, certified crop advisor or state agricultural experiment station for any additional local use recommendations for your area.

**Application Rate:** Use a higher rate in the rate range for heavy pest populations.

**Restrictions:**

- **Preharvest Interval:** Do not apply within 1 day of harvest.
- **Minimum Treatment Interval:** Do not make applications less than 7 days apart.
- Do not make more than four applications per crop.
- Do not make more than two consecutive applications per crop.
- Do not apply more than a total of 17 oz of Closer SC (0.266 lb ai of sulfoxaflor) per acre per year.

**Succulent, Edible Podded, and Dry Beans<sup>1</sup>**

<sup>1</sup>Succulent, edible podded, and dry beans including adzuki bean, asparagus bean, bean, blackeyed pea, broad bean, chickpea, Chinese longbean, cowpea, fava bean, field bean, garbanzo bean, grain lupine, green lima bean, jackbean, kidney bean, lablab bean, lima bean, moth bean, mung bean, navy bean, pinto bean, rice bean, runner bean, snap bean, sweet lupine, sword bean, tepary bean, wax bean, white lupine, white sweet lupine, yardlong bean

**Pests and Application Rates:**

Pests	Closer SC (fl oz/acre)
Aphids	1.5 – 2.0 (0.023 – 0.031 lb ai/acre)
plant bugs	2.75 – 4.5 (0.043 – 0.07 lb ai/acre)
brown stink bug (suppression only) southern green stink bug thrips (suppression only)	4.5 (0.07 lb ai/acre)

**Application Timing:** Treat in accordance with local economic thresholds. Consult your company representative, cooperative extension service, certified crop advisor or state agricultural experiment station for any additional local use recommendations for your area.

**Application Rate:** Use a higher rate in the rate range for heavy pest populations.

**Restrictions:**

- **Preharvest Interval:** Do not apply within 7 days of harvest.
- **Minimum Treatment Interval:** Do not make applications less than 14 days apart.
- Do not make more than four applications per crop.
- Do not make more than two consecutive applications per crop.
- Do not apply more than a total of 17 fl oz of Closer SC (0.266 lb ai of sulfoxaflor) per acre per year.

**Tree Nuts (Crop Group 14-12)<sup>1</sup>**

<sup>1</sup>Tree nuts (crop group 14-12) including almonds, cashew, chestnut, filbert (hazelnut), macadamia nut, pecan, pistachio, walnut

**Pests and Application Rates:**

	Closer SC

Pests	(fl oz/acre)
aphids	1.5 – 2.75 (0.023 – 0.045 lb ai/acre)
San Jose scale (suppression only)	5.75 (0.09 lb ai/acre)

**Application Timing:** Treat in accordance with local economic thresholds. Consult your company representative, cooperative extension service, certified crop advisor or state agricultural experiment station for any additional local use recommendations for your area. Time application for San Jose scale to the crawler stage.

**Application Rate:** Use a higher rate in the rate range for heavy pest populations.

**Restrictions:**

- **Preharvest Interval:** Do not apply within 7 days of harvest.
- **Minimum Treatment Interval:** Do not make applications less than 7 days apart.
- Do not make more than four applications per crop.
- Do not make more than two consecutive applications per crop.
- Do not apply more than a total of 17 fl oz of Closer SC (0.266 lb ai of sulfoxaflor) per acre per year.
- Do not apply this product at any time between 3 days prior to bloom and until after petal fall.

## Tree Plantations

### Conifers, including Christmas trees, and deciduous trees

Pests	Closer SC (fl oz/100 gal)	Closer SC (fl oz/acre)
aphids mealybugs such as: citrus mealybug	1.5-2.25 (44-66 mls)	3-4.5 (0.04-0.070 lb ai/acre)
lacebug pine needle scale (time application to the crawler stage)	2.25 (66 mls)	4.5 (0.070 lb ai/acre)
scale (time application to the crawler stage) such as cottony cushion	2.75 (81 mls)	5.5 (0.086 lb ai/A)

**Advisory Pollinator Statement:** Notifying known beekeepers within 1 mile of the treatment area 48 hours before the product is applied will allow them to take additional steps to protect their bees. Also, limiting application to times when managed bees and native pollinators are least active, e.g., 2 hours prior to sunset or when the temperature is below 55°F at the site of application, will minimize risk to bees. The RT<sub>25</sub> for this product is less than or equal to 3 hours.

**Application Timing:** Time applications to reach larvae when small or just hatching. Time application for scale to the crawler stage. A 14-day re-treatment schedule may be necessary to maintain control. Consult with your Dow AgroSciences representative, state agricultural experiment station, certified pest control advisor, or extension specialist for information on application timing for specific pests in your area.

**Application Rate:** The rate of Closer SC applied per acre will depend upon tree size and severity of infestation. Use a higher rate in the rate range for large trees or heavy infestations. Apply in sufficient volume to ensure thorough coverage.

**Restrictions:**

- **Minimum Treatment Interval:** Do not make applications less than 14 days apart.
- Do not make more than two consecutive applications.
- Do not make more than four applications per crop per year
- Do not apply during bloom.
- Do not apply more than a total of 17 fl oz of Closer SC (0.266 lb ai of sulfoxaflor) per acre per year.
- Do not apply this product at any time between 3 days prior to bloom and until after petal fall.

## Turfgrass

(For application only to commercial sod farms)

### Pests and Application Rates:

Pests	Closer SC (fl oz/acre)
aphids (greenbug)	2.75 (0.043 lb ai/acre)
chinch bugs	5.75 (0.09 lb ai/acre)

**Application Method:** Dilute Closer SC in water and apply using suitable hand- or power-operated application equipment (such as tractor-mounted, portable pump-up, backpack, hydraulic, boom, turf “spray gun”) in a manner to provide complete and uniform plant coverage.

### Restrictions:

- **Minimum Treatment Interval:** Do not make applications less than 7 days apart.
  - Do not make more than two consecutive applications per crop.
  - Do not apply more than a total of 17 fl oz of Closer SC (0.266 lb ai of sulfoxaflor) per acre per year.
  - Do not feed treated grass cuttings (hay) or seed screenings to livestock or use hay for livestock bedding.
  - Do not apply to golf courses, parks, playgrounds, athletic fields or residential lawns.
  - Do not make aerial applications to turfgrass.
  - Do not apply this product at any time between 3 days prior to bloom and until after petal fall.
- Only for use on commercial sod farms.

---

## Terms and Conditions of Use

If terms of the following Warranty Disclaimer, Inherent Risks of Use, and Limitation of Remedies are not acceptable, return unopened package at once to the seller for a full refund of purchase price paid. To the extent permitted by law, otherwise, use by the buyer or any other user constitutes acceptance of the terms under Warranty Disclaimer, Inherent Risks of Use and Limitation of Remedies.

---

## Warranty Disclaimer

Dow AgroSciences warrants that this product conforms to the chemical description on the label and is reasonably fit for the purposes stated on the label when used in strict accordance with the directions, subject to the inherent risks set forth below. To the extent permitted by law, Dow AgroSciences MAKES NO OTHER EXPRESS OR IMPLIED WARRANTY OF MERCHANTABILITY OR FITNESS FOR A PARTICULAR PURPOSE OR ANY OTHER EXPRESS OR IMPLIED WARRANTY.

---

## Inherent Risks of Use

It is impossible to eliminate all risks associated with use of this product. Plant injury, lack of performance, or other unintended consequences may result because of such factors as use of the product contrary to label instructions (including conditions noted on the label, such as unfavorable temperature, soil conditions, etc.), abnormal conditions (such as excessive rainfall, drought, tornadoes, hurricanes), presence of other materials, the manner of application, or other factors, all of which are beyond the

control of Dow AgroSciences or the seller. To the extent permitted by law, all such risks shall be assumed by buyer.

---

### **Limitation of Remedies**

---

To the extent permitted by law, the exclusive remedy for losses or damages resulting from this product (including claims based on contract, negligence, strict liability, or other legal theories), shall be limited to, at Dow AgroSciences' election, one of the following:

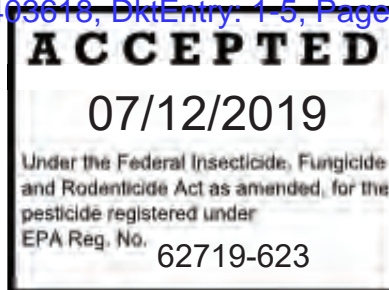
1. Refund of purchase price paid by buyer or user for product bought, or
2. Replacement of amount of product used

To the extent permitted by law, Dow AgroSciences shall not be liable for losses or damages resulting from handling or use of this product unless Dow AgroSciences is promptly notified of such loss or damage in writing. To the extent permitted by law, in no case shall Dow AgroSciences be liable for consequential or incidental damages or losses.

The terms of the Warranty Disclaimer, Inherent Risks of Use, and Limitation of Remedies cannot be varied by any written or verbal statements or agreements. No employee or sales agent of Dow AgroSciences or the seller is authorized to vary or exceed the terms of the Warranty Disclaimer or Limitation of Remedies in any manner.

®™ Trademarks of Dow AgroSciences, DuPont or Pioneer and their affiliated companies or respective owners

EPA accepted \_\_/\_\_/\_\_



# Supplemental Labeling

**Dow AgroSciences LLC 9330 Zionsville Road Indianapolis, IN 46268-1054 USA**

## Closer® SC

EPA Reg. No. 62719-623

This supplemental label expires on July 1, 2022, and must not be used or distributed after this date.

### For control or suppression of aphids and plant bugs in Alfalfa

#### ATTENTION

- It is a violation of Federal law to use this product in a manner inconsistent with its labeling.
- This labeling must be in the possession of the user at the time of application.
- Read the label affixed to the container for Closer® SC insecticide before applying. Carefully follow all precautionary statements and applicable use directions.
- Use of Closer SC according to this labeling is subject to all use precautions and limitations imposed by the label affixed to the container for Closer SC.

### Directions for Use

Refer to product label for Use Precautions, Mixing and Application instructions.

### Pests and Application Rates:

Pests	Closer SC (fl oz/acre)
aphids	1.5 – 2.0 (0.023 – 0.031 lb ai/acre)
Tarnished plant bug Western tarnished plant bug	2.75 – 5.75 (0.043 – 0.09 lb ai/acre)

**Application Timing:** Treat in accordance with local economic thresholds. Consult your company representative, cooperative extension service, certified crop advisor or state agricultural experiment station for any additional local use recommendations for your area.

**Application Rate:** Use a higher rate in the rate range for heavy pest populations.

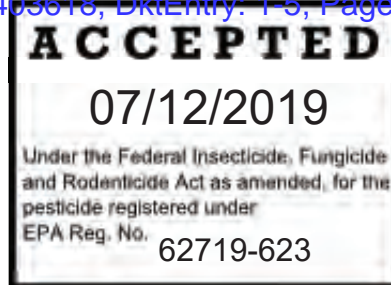
### Restrictions:

- **Preharvest Interval:** Do not apply within 7 days of grazing, or forage, fodder, or hay harvest.
- **Minimum Treatment Interval:** Do not make applications less than 7 days apart.
- Do not make more than two applications per cutting.
- Do not apply more than a total of 17.0 fl oz of Closer SC (0.266 lb ai of sulfoxaflor) per acre per year.

®™ Trademarks of Dow AgroSciences, DuPont or Pioneer and their affiliated companies or respective owners

R391-001  
EPA accepted \_\_\_/\_\_\_/\_\_\_  
Initial printing





# Supplemental Labeling

**Dow AgroSciences LLC 9330 Zionsville Road Indianapolis, IN 46268-1054 USA**

## Closer<sup>®</sup> SC

EPA Reg. No. 62719-623

This supplemental label expires on July 1, 2022, and must not be used or distributed after this date.

**For control or suppression of aphids in Barley, Oats, Rye, Teff, Triticale and Wheat**

### ATTENTION

- It is a violation of Federal law to use this product in a manner inconsistent with its labeling.
- This labeling must be in the possession of the user at the time of application.
- Read the label affixed to the container for Closer<sup>®</sup> SC insecticide before applying. Carefully follow all precautionary statements and applicable use directions.
- Use of Closer SC according to this labeling is subject to all use precautions and limitations imposed by the label affixed to the container for Closer SC.

### Directions for Use

Refer to product label for Use Precautions, Mixing and Application instructions.

### Pests and Application Rates:

Pests	Closer SC (fl oz/acre)
Aphids, including Russian wheat aphid and Greenbug	1.5 – 2.75 (0.023 – 0.043 lb ai/acre)

**Application Timing:** Treat in accordance with local economic thresholds. Consult your company representative, cooperative extension service, certified crop advisor or state agricultural experiment station for any additional local use recommendations for your area.

**Application Rate:** Use a higher rate in the rate range for heavy pest populations.

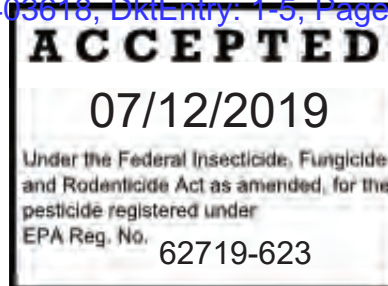
### Restrictions:

- **Preharvest Interval:** Do not apply within 14 days of grain or straw harvest or within 7 days of grazing, or forage, fodder, or hay harvest.
- **Minimum Treatment Interval:** Do not make applications less than 14 days apart.
- Do not make more than two applications per crop.
- Do not apply more than a total of 5.5 fl oz of Closer SC (0.086 lb ai of sulfoxaflor) per acre per year.

®™ Trademarks of Dow AgroSciences, DuPont or Pioneer and their affiliated companies or respective owners

R391-002  
EPA accepted \_\_\_/\_\_\_/\_\_\_  
Initial printing





# Supplemental Labeling

Dow AgroSciences LLC

9330 Zionsville Road

Indianapolis, IN 46268-1054 USA

## Closer<sup>®</sup> SC

EPA Reg. No. 62719-623

This supplemental label expires on July 1, 2022, and must not be used or distributed after this date.

### For control or suppression of aphids and whiteflies, and suppression of thrips in *Brassica* Head and Stem Vegetables (Crop Group 5-16)<sup>1</sup>

<sup>1</sup>*Brassica* head and stem vegetables (crop group 5-16) broccoli, Brussels sprouts, cabbage, cauliflower, Chinese cabbage (bok choy), Napa cabbage, cultivars, varieties, and hybrids of these commodities.

#### ATTENTION

- It is a violation of Federal law to use this product in a manner inconsistent with its labeling.
- This labeling must be in the possession of the user at the time of application.
- Read the label affixed to the container for Closer<sup>®</sup> SC insecticide before applying. Carefully follow all precautionary statements and applicable use directions.
- Use of Closer SC according to this labeling is subject to all use precautions and limitations imposed by the label affixed to the container for Closer SC.

#### Directions for Use

Refer to product label for Use Precautions, Mixing and Application instructions.

#### Pests and Application Rates:

Pests	Closer SC (fl oz/acre)
aphids	1.5 – 2.0 (0.023 – 0.031 lb ai/acre)
silverleaf whitefly sweetpotato whitefly	4.25 – 5.75 (0.066 – 0.09 lb ai/acre)
thrips (suppression only)	5.75 (0.09 lb ai/acre)

**Application Timing:** Treat in accordance with local economic thresholds. Consult your company representative, cooperative extension service, certified crop advisor or state agricultural experiment station for any additional local use recommendations for your area. Two applications may be required for optimum control of whiteflies.

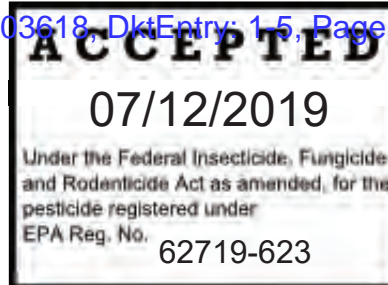
**Application Rate:** Use a higher rate in the rate range for heavy pest populations.

#### Restrictions:

- **Preharvest Interval:** Do not apply within 3 days of harvest.
- **Minimum Treatment Interval:** Do not make applications less than 7 days apart.
- Do not make more than four applications per crop.
- Do not make more than two consecutive applications per crop.
- Do not apply more than a total of 17 fl oz of Closer SC (0.266 lb ai of sulfoxaflor) per acre per year.
- Do not apply this product at any time between 3 days prior to bloom and until after petal fall.

®™ Trademarks of Dow AgroSciences, DuPont or Pioneer and their affiliated companies or respective owners

R391-037  
EPA accepted \_\_\_/\_\_\_/\_\_\_  
Initial printing



# Supplemental Labeling

Dow AgroSciences LLC

9330 Zionsville Road

Indianapolis, IN 46268-1054 USA

## Closer<sup>®</sup> SC

EPA Reg. No. 62719-623

This supplemental label expires on July 1, 2022, and must not be used or distributed after this date.

### For control or suppression of aphids in Bulb Vegetables (Crop Group 3-07)<sup>1</sup>

<sup>1</sup>Bulb vegetables (crop group 3-07) including beltsville bunching onion, bulb daylilly, bulb fritillaria, bulb garlic, bulb lily, bulb onion, bulb shallot, Chinese bulb onion, Chinese fresh leaf chive, elegans hosta, fresh leaf chive, fresh leaf shallot, fresh onion, garlic, great-headed bulb garlic, green onion, kurrat, lady's leek, leek, leaf fritillaria, macrostem onion, pearl onion, potato bulb onion, serpent bulb garlic, tree onion tops, Welsh onion tops, wild leek, and cultivars, varieties, and/or hybrids of these

#### ATTENTION

- It is a violation of Federal law to use this product in a manner inconsistent with its labeling.
- This labeling must be in the possession of the user at the time of application.
- Read the label affixed to the container for Closer<sup>®</sup> SC insecticide before applying. Carefully follow all precautionary statements and applicable use directions.
- Use of Closer SC according to this labeling is subject to all use precautions and limitations imposed by the label affixed to the container for Closer SC.

### Directions for Use

Refer to product label for Use Precautions, Mixing and Application instructions.

#### Pests and Application Rates:

Pests	Closer SC (fl oz/acre)
onion thrips (suppression only)	5.75 (0.09 lb ai/acre)

**Application Timing:** Treat in accordance with local economic thresholds. Consult your company representative, cooperative extension service, certified crop advisor or state agricultural experiment station for any additional local use recommendations for your area.

#### Restrictions:

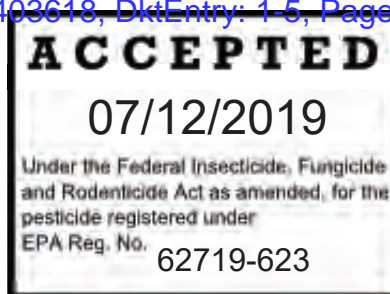
- **Preharvest Interval:** Do not apply within 7 days of harvest.
- **Minimum Treatment Interval:** Do not make applications less than 7 days apart.
- Do not make more than four applications per crop.
- Do not make more than two consecutive applications per crop.
- Do not apply more than a total of 17 fl oz of Closer SC (0.266 lb ai of sulfoxaflor) per acre per year.
- Do not apply this product at any time between 3 days prior to bloom and until after petal fall.

®™ Trademarks of Dow AgroSciences, DuPont or Pioneer and their affiliated companies or respective owners

R391-050

EPA accepted \_\_\_/\_\_\_/\_\_\_

Initial printing



# Supplemental Labeling

Dow AgroSciences LLC 9330 Zionsville Road Indianapolis, IN 46268-1054 USA

## Closer<sup>®</sup> SC

EPA Reg. No. 62719-623

This supplemental label expires on July 1, 2022, and must not be used or distributed after this date.

### For control or suppression of aphids in Cacao

#### ATTENTION

- It is a violation of Federal law to use this product in a manner inconsistent with its labeling.
- This labeling must be in the possession of the user at the time of application.
- Read the label affixed to the container for Closer<sup>®</sup> SC insecticide before applying. Carefully follow all precautionary statements and applicable use directions.
- Use of Closer SC according to this labeling is subject to all use precautions and limitations imposed by the label affixed to the container for Closer SC.

### Directions for Use

Refer to product label for Use Precautions, Mixing and Application instructions.

### Pests and Application Rates:

Pests	Closer SC (fl oz/acre)
Black citrus aphid	2.3 (0.036 lb ai/acre)

**Application Timing:** Treat in accordance with local economic thresholds. Consult your company representative, cooperative extension service, certified crop advisor or state agricultural experiment station for any additional local use recommendations for your area.

**Application Rate:** Use a higher rate in the rate range for heavy pest populations.

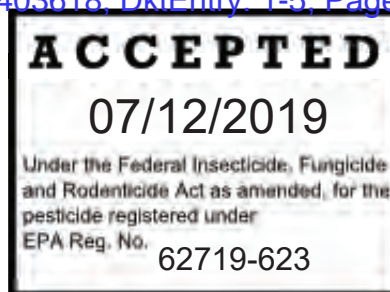
### Restrictions:

- **Preharvest Interval:** Do not apply within 3 days of harvest.
- **Minimum Treatment Interval:** Do not make applications less than 28 days apart.
- Do not make more than four applications per crop.
- Do not apply more than a total of 9.2 fl oz of Closer SC (0.14 lb ai of sulfoxaflor) per acre per year.

<sup>®</sup>Trademarks of Dow AgroSciences, DuPont or Pioneer and their affiliated companies or respective owners

R391-003  
EPA accepted \_\_/\_\_/\_\_  
Initial printing

# Supplemental Labeling



Dow AgroSciences LLC

9330 Zionsville Road

Indianapolis, IN 46268-1054 USA

## Closer<sup>®</sup> SC

EPA Reg. No. 62719-623

This supplemental label expires on July 1, 2022, and must not be used or distributed after this date.

### For control or suppression of aphids in Canola (Rapeseed) (Subgroup 20A)<sup>1</sup>

<sup>1</sup>Canola (rapeseed) (subgroup 20A) including borage, canola, crambe, cuphea, echium, flax seed, gold of pleasure, hare's ear mustard, lesquerella, lunaria, meadowfoam, milkweed, mustard seed, oil radish, poppy seed, rapeseed, sesame, sweet rocket cultivars, varieties and/or hybrids of these

#### ATTENTION

- It is a violation of Federal law to use this product in a manner inconsistent with its labeling.
- This labeling must be in the possession of the user at the time of application.
- Read the label affixed to the container for Closer<sup>®</sup> SC insecticide before applying. Carefully follow all precautionary statements and applicable use directions.
- Use of Closer SC according to this labeling is subject to all use precautions and limitations imposed by the label affixed to the container for Closer SC.

### Directions for Use

Refer to product label for Use Precautions, Mixing and Application instructions.

#### Pests and Application Rates:

Pests	Closer SC (fl oz/acre)
aphids	1.0 – 1.5 (0.016 – 0.023 lb ai/acre)

**Application Timing:** Treat in accordance with local economic thresholds. Consult your company representative, cooperative extension service, certified crop advisor or state agricultural experiment station for any additional local use recommendations for your area.

**Application Rate:** Use a higher rate in the rate range for heavy pest populations.

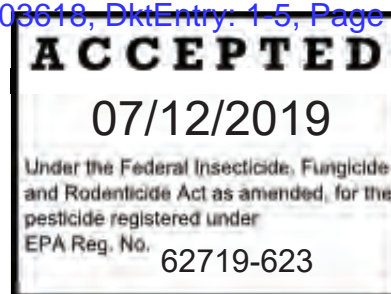
#### Restrictions:

- **Preharvest Interval:** Do not apply within 14 days of grain, straw, forage, fodder, or hay harvest.
- **Minimum Treatment Interval:** Do not make applications less than 14 days apart.
- Do not make more than two applications per year.
- Do not apply more than a total of 3.0 fl oz of Closer SC (0.046 lb ai of sulfoxaflor) per acre per year.
- Do not apply this product at any time between 3 days prior to bloom and until after petal fall.

®™ Trademarks of Dow AgroSciences, DuPont or Pioneer and their affiliated companies or respective owners

R391-038  
EPA accepted \_\_\_/\_\_\_/\_\_\_  
Initial printing

# Supplemental Labeling



Dow AgroSciences LLC 9330 Zionsville Road Indianapolis, IN 46268-1054 USA

## Closer<sup>®</sup> SC

EPA Reg. No. 62719-623

This supplemental label expires on July 1, 2022, and must not be used or distributed after this date.

### For control or suppression of aphids, mealybugs, psyllid, scale, and thrips; and suppression of California red scale and citricola scale in Citrus (Crop group 10)<sup>1</sup>

<sup>1</sup>Citrus (crop group 10) including citrus citron, grapefruit, kumquat, lemon, lime, orange (sweet), orange (sour), tangelo, tangerine, and hybrids of these

#### ATTENTION

- It is a violation of Federal law to use this product in a manner inconsistent with its labeling.
- This labeling must be in the possession of the user at the time of application.
- Read the label affixed to the container for Closer<sup>®</sup> SC insecticide before applying. Carefully follow all precautionary statements and applicable use directions.
- Use of Closer according to this labeling is subject to all use precautions and limitations imposed by the label affixed to the container Closer.

#### Directions for Use

Refer to product label for Use Precautions, Mixing, and Application

#### Pests and Application Rates:

Pests	Closer SC (fl oz/acre)
aphids	1.5 – 2.75 (0.023 – 0.043 lb ai/acre)
Asian citrus psyllid citrus snow scale mealybugs	2.75 – 5.75 (0.043 – 0.09 lb ai/acre)
Citrus thrips Florida red scale	5.75 (0.09 lb ai/acre)
Suppression only: California red scale citricola scale	5.75 (0.09 lb ai/acre)

**Advisory Pollinator Statement:** Notifying known beekeepers within 1 mile of the treatment area 48 hours before the product is applied will allow them to take additional steps to protect their bees. Also, limiting application to times when managed bees and native pollinators are least active, e.g., 2 hours prior to sunset or when the temperature is below 50°F at the site of application, will minimize risk to bees. The RT<sub>25</sub> for this product is less than or equal to 3 hours.

**Application Timing:** Treat in accordance with local economic thresholds. Consult your company representative, cooperative extension service, certified crop advisor or state agricultural experiment station for any additional local use recommendations for your area. Time application for scales to the crawler stage.

**Application Rate:** Use a higher rate in the rate range for heavy pest populations.

**Restrictions:**

- **Preharvest Interval:** Do not apply within 1 day of harvest.
- **Minimum Treatment Interval:** Do not make applications less than 14 days apart.
- Do not make more than four applications per crop.
- Do not make more than two consecutive applications per crop.
- Do not apply more than a total of 17 fl oz of Closer SC (0.266 lb ai of sulfoxaflor) per acre per year.
- Only one application is allowed between 3 days before bloom and until after petal fall per year.

®™ Trademarks of Dow AgroSciences, DuPont or Pioneer and their affiliated companies or respective owners

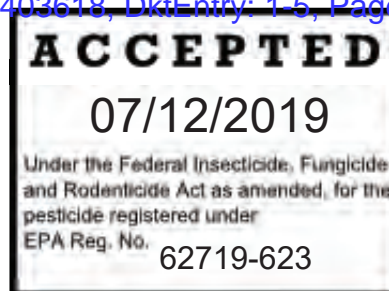
R391-030

EPA accepted: \_\_/\_\_/\_\_

Initial printing.



# Supplemental Labeling



Dow AgroSciences LLC

9330 Zionsville Road

Indianapolis, IN 46268-1054 USA

## Closer<sup>®</sup> SC

EPA Reg. No. 62719-623

This supplemental label expires on July 1, 2022, and must not be used or distributed after this date.

**For control or suppression of aphids in Corn (Field, Pop, Sweet, Grown for Seed), Millet, Sorghum and Teosinte**

**Not for use on sweet sorghum**

### ATTENTION

- It is a violation of Federal law to use this product in a manner inconsistent with its labeling.
- This labeling must be in the possession of the user at the time of application.
- Read the label affixed to the container for Closer<sup>®</sup> SC insecticide before applying. Carefully follow all precautionary statements and applicable use directions.
- Use of Closer SC according to this labeling is subject to all use precautions and limitations imposed by the label affixed to the container for Closer SC.

### Directions for Use

Refer to product label for Use Precautions, Mixing and Application instructions.

### Pests and Application Rates:

Pests	Closer SC (fl oz/acre)
aphids	1.5 – 2.75 (0.023 – 0.043 lb ai/acre)

**Application Timing:** Treat in accordance with local economic thresholds. Consult your company representative, cooperative extension service, certified crop advisor or state agricultural experiment station for any additional local use recommendations for your area.

**Application Rate:** Use a higher rate in the rate range for heavy pest populations.

### Restrictions:

#### Sweet Corn

- **Preharvest Interval:** Do not apply within 7 days of harvest.
- Do not apply more than a total of 5.50 fl oz of Closer SC (0.09 lb ai of sulfoxaflor) per acre per year.
- Do not make more than two application per acre per year.
- **Minimum Treatment Interval:** Do not make applications less than 14 days apart.

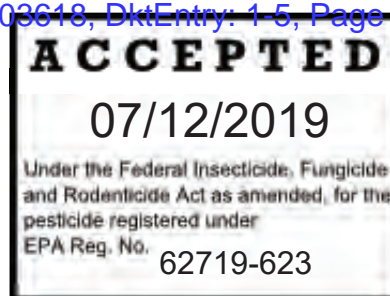
#### Corn (Field, Pop, Sweet, Grown for Seed), Millet, Sorghum and Teosinte

- **Preharvest Interval:** Do not apply within 14 days of harvest of grain or straw harvest or within 7 days of grazing, forage, fodder, or hay harvest. • **Minimum Treatment Interval:** Do not make applications less than 14 days apart.
- Do not make more than two applications per acre per year.
- Do not apply more than a total of 5.50 fl oz of Closer SC (0.09 lb ai of sulfoxaflor) per acre per year.
- Do not apply product 3 days before bloom or until after seed set.
- Do not use on Sweet Sorghum

®™ Trademarks of Dow AgroSciences, DuPont or Pioneer and their affiliated companies or respective owners

R391-004  
EPA accepted \_\_/\_\_/\_\_  
Initial printing

# Supplemental Labeling



Dow AgroSciences LLC

9330 Zionsville Road

Indianapolis, IN 46268-1054 USA

## Closer<sup>®</sup> SC

EPA Reg. No. 62719-623

This supplemental label expires on July 1, 2022, and must not be used or distributed after this date.

**For control or suppression of aphids, fleahopper, plant bugs, and whiteflies and suppression of thrips and stink bugs in Cotton**

### ATTENTION

- It is a violation of Federal law to use this product in a manner inconsistent with its labeling.
- This labeling must be in the possession of the user at the time of application.
- Read the label affixed to the container for Closer<sup>®</sup> SC insecticide before applying. Carefully follow all precautionary statements and applicable use directions.
- Use of Closer SC according to this labeling is subject to all use precautions and limitations imposed by the label affixed to the container for Closer SC.

### Directions for Use

Refer to product label for Use Precautions, Mixing and Application instructions.

### Pests and Application Rates:

Pests	Closer SC (fl oz/acre)
cotton aphid	1.5 – 2.0 (0.023 – 0.031 lb ai/acre)
cotton fleahopper	1.5 – 3.0 (0.023 – 0.046 lb ai/acre)
tarnished plant bug western tarnished plant bug	2.75 – 4.5 (0.043 – 0.07 lb ai/acre)
silverleaf whitefly sweetpotato whitefly	4.5 (0.07 lb ai/acre)
Suppression only: thrips brown stink bug southern green stink bug	4.5 (0.07 lb ai/acre)

**Advisory Pollinator Statement:** Notifying known beekeepers within 1 mile of the treatment area 48 hours before the product is applied will allow them to take additional steps to protect their bees. Also, limiting application to times when managed bees and native pollinators are least active, e.g., 2 hours prior to sunset or when the temperature is below 50°F at the site of application, will minimize risk to bees. The RT<sub>25</sub> for this product is less than or equal to 3 hours.

**Application Timing:** Treat in accordance with local economic thresholds. Consult your company representative, cooperative extension service, certified crop advisor or state agricultural experiment station for any additional local use recommendations for your area.

**Application Rate:** Use a higher rate in the rate range for heavy pest populations. Two applications may be required for optimum tarnished plant bug control under high pest pressure or heavy immigration of plant bugs from other crops.

**Restrictions:**

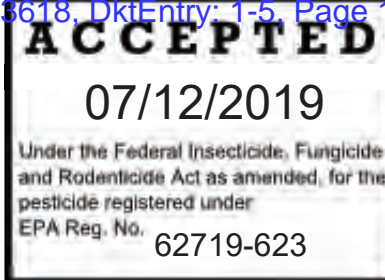
- **Preharvest Interval:** Do not apply within 14 days of harvest.
- **Minimum Treatment Interval:** Do not make applications less than 5 days apart.
- Do not make more than four applications per acre per year.
- Do not make more than two consecutive applications per crop.
- Do not apply more than a total of 17 fl oz of Closer SC (0.266 lb ai of sulfoxaflor) per acre per year.

®™ Trademarks of Dow AgroSciences, DuPont or Pioneer and their affiliated companies or respective owners

R391-031

EPA accepted \_\_/\_\_/\_\_

Initial printing



# Supplemental Labeling

Dow AgroSciences LLC 9330 Zionsville Road Indianapolis, IN 46268-1054 USA

## Closer® SC EPA Reg. No. 62719-623

This supplemental label expires on July 1, 2022, and must not be used or distributed after this date.

### For control or suppression of aphids and whiteflies, and suppression of thrips, in Cucurbit Vegetables (Crop Group 9)<sup>1</sup>

<sup>1</sup>Cucurbit vegetables (crop group 9) including balsam apple, balsam pear, bitter melon, cantaloupe, casaba, chayote, Chinese cucumber, Chinese okra, crenshaw melon, crookneck squash, cucumber, cucuzza, edible gourds, golden pershaw melon, hechima, honey balls, honeydew melon, hyotan, mango melon, Persian melon, pineapple melon, pumpkin, Santa Claus melon, scallop squash, snake melon, spaghetti squash, straightneck squash, summer squash, true cantaloupe, vegetable marrow, watermelon, winter squash, and other varieties and/or hybrids of these

#### ATTENTION

- It is a violation of Federal law to use this product in a manner inconsistent with its labeling.
- This labeling must be in the possession of the user at the time of application.
- Read the label affixed to the container for Closer® SC insecticide before applying. Carefully follow all precautionary statements and applicable use directions.
- Use of Closer according to this labeling is subject to all use precautions and limitations imposed by the label affixed to the container Closer.

### Directions for Use

Refer to product label for Use Precautions, Mixing and Application instructions.

### Pests and Application Rates:

Pests	Closer SC (fl oz/acre)
aphids	1.5 – 2.0 (0.023 – 0.031 lb ai/acre)
silverleaf whitefly sweetpotato whitefly thrips (suppression only)	4.25 – 4.5 (0.066 – 0.07 lb ai/acre)

**Advisory Pollinator Statement:** Notifying known beekeepers within 1 mile of the treatment area 48 hours before the product is applied will allow them to take additional steps to protect their bees. Also, limiting application to times when managed bees and native pollinators are least active, e.g., 2 hours prior to sunset or when the temperature is below 50°F at the site of application, will minimize risk to bees. The RT<sub>25</sub> for this product is less than or equal to 3 hours.

**Application Timing:** Treat in accordance with local economic thresholds. Consult your company representative, cooperative extension service, certified crop advisor or state agricultural experiment station for any additional local use recommendations for your area. Two applications may be required for optimum control of whiteflies

**Application Rate:** Use a higher rate in the rate range for heavy pest populations.

### Restrictions:

- **Preharvest Interval:** Do not apply within 1 day of harvest.

- **Minimum Treatment Interval:** Do not make applications less than 7 days apart.
- Do not make more than four applications per crop.
- Do not make more than two consecutive applications per crop.
- Do not apply more than a total of 17 fl oz of Closer SC (0.266 lb ai of sulfoxaflor) per acre per year.

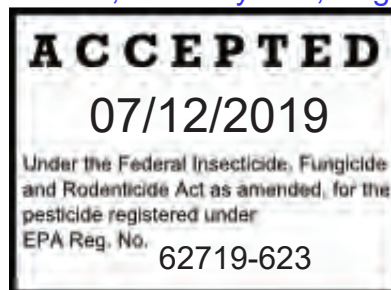
®™ Trademarks of Dow AgroSciences, DuPont or Pioneer and their affiliated companies or respective owners

R391-032

EPA accepted: \_\_/\_\_/\_\_

Initial printing.

# Supplemental Labeling



Dow AgroSciences LLC

9330 Zionsville Road

Indianapolis, IN 46268-1054 USA

## Closer<sup>®</sup> SC

EPA Reg. No. 62719-623

This supplemental label expires on July 1, 2022, and must not be used or distributed after this date.

### For control or suppression of aphids, plant bugs, and whiteflies and suppression of thrips in Fruiting Vegetables (Crop Group 8)<sup>1</sup> and Okra

<sup>1</sup>Fruiting vegetables (crop group 8) including bell pepper, eggplant, groundcherry, pimento, sweet pepper, tomatillo, tomato

#### ATTENTION

- It is a violation of Federal law to use this product in a manner inconsistent with its labeling.
- This labeling must be in the possession of the user at the time of application.
- Read the label affixed to the container for Closer<sup>®</sup> SC insecticide before applying. Carefully follow all precautionary statements and applicable use directions.
- Use of Closer SC according to this labeling is subject to all use precautions and limitations imposed by the label affixed to the container for Closer SC.

#### Directions for Use

Refer to product label for Use Precautions, Mixing and Application instructions.

#### Pests and Application Rates:

Pests	Closer SC (fl oz/acre)
Aphids	1.5 – 2.0 (0.023 – 0.031 lb ai/acre)
plant bugs	2.75 – 4.5 (0.043 – 0.07 lb ai/acre)
greenhouse whitefly (outdoors) silverleaf whitefly sweetpotato whitefly thrips (suppression only)	4.25 – 4.5 (0.066 – 0.07 lb ai/acre)

**Application Timing:** Treat in accordance with local economic thresholds. Consult your company representative, cooperative extension service, certified crop advisor or state agricultural experiment station for any additional local use recommendations for your area. Two applications may be required for optimum control of whiteflies.

**Application Rate:** Use a higher rate in the rate range for heavy pest populations.

#### Restrictions:

- **Preharvest Interval:** Do not apply within 1 day of harvest.
- **Minimum Treatment Interval:** Do not make applications less than 7 days apart.
- Do not make more than four applications per crop.
- Do not make more than two consecutive applications per crop.
- Do not apply more than a total of 17 fl oz of Closer SC (0.266 lb ai of sulfoxaflor) per acre per year.

®™ Trademarks of Dow AgroSciences, DuPont or Pioneer and their affiliated companies or respective owners

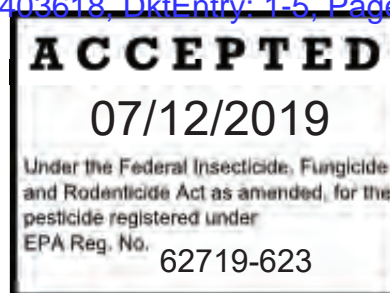
R391-039

EPA accepted \_\_\_/\_\_\_/\_\_\_

Initial printing



# Supplemental Labeling



Dow AgroSciences LLC

9330 Zionsville Road

Indianapolis, IN 46268-1054 USA

## Closer<sup>®</sup> SC

EPA Reg. No. 62719-623

This supplemental label expires on July 1, 2022, and must not be used or distributed after this date.

### For control or suppression of aphids, and whiteflies and suppression of thrips in Leafy Greens (Subgroup 4-16A)<sup>1</sup> Leafy Petiole Vegetables (Subgroup 22B), and Watercress

<sup>1</sup>Leafy Greens (subgroup 4-16A) Amaranth, Chinese; amaranth, leafy; aster, Indian; blackjack; cat's whiskers; cham-chwi; cham-na-mul; chervil, fresh leaves; chipilin; chrysanthemum, garland; cilantro, fresh leaves; corn salad; cosmos; dandelion, leaves; dang-gwi, leaves; dillweed; dock; dol-nam-mul; ebolo; endive; escarole; fameflower; feather cockscomb; Good King Henry; huauzontle; jute, leaves; lettuce, bitter; lettuce, head; lettuce, leaf; orach; parsley, fresh leaves; plantain, buckhorn; primrose, English; purslane, garden; purslane, winter; radicchio; spinach; spinach, Malabar; spinach, New Zealand; spinach, tanier; Swiss chard; violet, Chinese, leaves; cultivars, varieties, and hybrids of these commodities.

<sup>2</sup>Leafy Petiole Vegetable (subgroup 22B) including cardoon; celery; celery, Chinese; fuki; rhubarb; udo; zuiki; cultivars, varieties, and hybrids of these commodities

#### ATTENTION

- It is a violation of Federal law to use this product in a manner inconsistent with its labeling.
- This labeling must be in the possession of the user at the time of application.
- Read the label affixed to the container for Closer<sup>®</sup> SC insecticide before applying. Carefully follow all precautionary statements and applicable use directions.
- Use of Closer SC according to this labeling is subject to all use precautions and limitations imposed by the label affixed to the container for Closer SC.

#### Directions for Use

Refer to product label for Use Precautions, Mixing and Application instructions.

#### Pests and Application Rates:

Pests	Closer SC (fl oz/acre)
aphids	1.5 – 2.0 (0.023 – 0.031 lb ai/acre)
silverleaf whitefly sweetpotato whitefly	4.25 – 5.75 (0.066 – 0.09 lb ai/acre)
thrips (suppression only)	5.75 (0.09 lb ai/acre)

**Application Timing:** Treat in accordance with local economic thresholds. Consult your company representative, cooperative extension service, certified crop advisor or state agricultural experiment station for any additional local use recommendations for your area. Two applications may be required for optimum control of whiteflies

**Application Rate:** Use a higher rate in the rate range for heavy pest populations.

**Restrictions:**

- **Preharvest Interval:** Do not apply within 3 days of harvest.
- **Minimum Treatment Interval:** Do not make applications less than 7 days apart.
- Do not make more than four applications per crop.
- Do not make more than two consecutive applications per crop.
- Do not apply more than a total of 17 fl oz of Closer SC (0.266 lb ai of sulfoxaflor) per acre per year.
- Do not apply this product at any time between 3 days prior to bloom and until after petal fall.

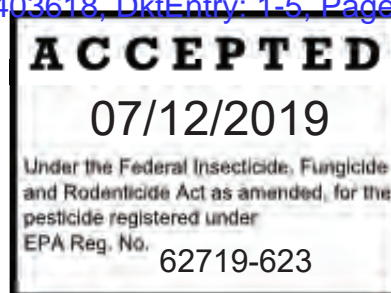
®™ Trademarks of Dow AgroSciences, DuPont or Pioneer and their affiliated companies or respective owners

R391-040

EPA accepted \_\_\_/\_\_\_/\_\_\_

Initial printing

# Supplemental Labeling



Dow AgroSciences LLC

9330 Zionsville Road

Indianapolis, IN 46268-1054 USA

## Closer<sup>®</sup> SC

EPA Reg. No. 62719-623

This supplemental label expires on July 1, 2022, and must not be used or distributed after this date.

### For control or suppression of aphids, leafhoppers, and whiteflies in Leaves of Root and Tuber Vegetables (Crop Group 2)<sup>1</sup>

<sup>1</sup>Leaves of root and tuber vegetables (crop group 2) including bitter cassava, black salsify, carrot, celeriac (celery root), chicory, dasheen (taro), edible burdock, garden beet, oriental radish (daikon), parsnip, radish, rutabaga, sugar beet, sweet cassava, sweet potato, tanier, true yam, turnip, turnip-rooted chervil

#### ATTENTION

- It is a violation of Federal law to use this product in a manner inconsistent with its labeling.
- This labeling must be in the possession of the user at the time of application.
- Read the label affixed to the container for Closer<sup>®</sup> SC insecticide before applying. Carefully follow all precautionary statements and applicable use directions.
- Use of Closer SC according to this labeling is subject to all use precautions and limitations imposed by the label affixed to the container for Closer SC.

### Directions for Use

Refer to product label for Use Precautions, Mixing and Application instructions.

### Pests and Application Rates:

Pests	Closer SC (fl oz/acre)
aphids	1.5 – 2.0 (0.023 – 0.031 lb ai/acre)
leafhoppers	2.75 – 5.75 (0.043 – 0.09 lb ai/acre)
silverleaf whitefly sweetpotato whitefly	4.25 – 5.75 (0.066 – 0.09 lb ai/acre)

**Application Timing:** Treat in accordance with local economic thresholds. Consult your company representative, cooperative extension service, certified crop advisor or state agricultural experiment station for any additional local use recommendations for your area. Two applications may be required for optimum control of whiteflies.

**Application Rate:** Use a higher rate in the rate range for heavy pest populations.

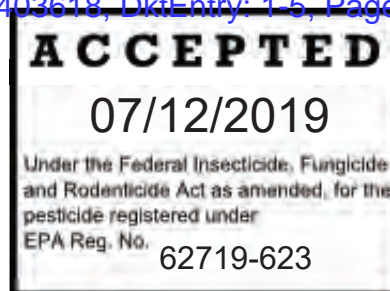
### Restrictions:

- **Preharvest Interval:** Do not apply within 7 days of harvest.
- **Minimum Treatment Interval:** Do not make applications less than 7 days apart.
- Do not make more than four applications per crop.
- Do not make more than two consecutive applications per crop.
- Do not apply more than a total of 17 fl oz of Closer SC (0.266 lb ai of sulfoxaflor) per acre per year.
- Do not apply this product at any time between 3 days prior to bloom and until after petal fall.

®Trademark of The Dow Chemical Company ("Dow") or an affiliated company of Dow

R391-041  
EPA accepted \_\_\_/\_\_\_/\_\_\_  
Initial printing

# Supplemental Labeling



Dow AgroSciences LLC

9330 Zionsville Road

Indianapolis, IN 46268-1054 USA

## Closer<sup>®</sup> SC

EPA Reg. No. 62719-623

This supplemental label expires on July 1, 2022, and must not be used or distributed after this date.

**For control or suppression of aphids, mealybugs, lacebug, lygus bugs, pine needle scale, scales, and whiteflies and suppression of thrips in Ornamentals (Herbaceous and Woody, in Greenhouses and Nurseries)**

### ATTENTION

- It is a violation of Federal law to use this product in a manner inconsistent with its labeling.
- This labeling must be in the possession of the user at the time of application.
- Read the label affixed to the container for Closer<sup>®</sup> SC insecticide before applying. Carefully follow all precautionary statements and applicable use directions.
- Use of Closer SC according to this labeling is subject to all use precautions and limitations imposed by the label affixed to the container for Closer SC.

### Directions for Use

#### Restrictions:

Not for residential use

Do not apply Closer SC to edible plants/crops in greenhouses.

Refer to product label for Use Precautions, Mixing and Application instructions.

#### Pests and Application Rates:

Pests	Closer SC (fl oz/ 3 gallons)	Closer SC (fl oz/100 gallons)	Closer SC (fl oz/acre)
aphids mealybugs such as: citrus mealybug Lygus Bugs	0.04 – 0.06 (1.2-1.78 mls)	1.5 – 2.25 (44 – 66 mls)	3 – 4.5 (0.04 – 0.070 lb ai/acre) (89-133 mls product/acre)
lacebug pine needle scare (time application to the crawler stage)	0.06 (1.78 mls)	2.25 (66 mls)	4.5 (0.070 lb ai/acre) (33 mls product/acre)
Scale (time application to the crawler stage) such as: cottony cushion or false oleader (suppression)	0.08 (2.36 mls)	2.75 (81 mls)	5.5 (0.086 lb ai/acre) 162 mls product/acre)

**Advisory Pollinator Statement:** Notifying known beekeepers within 1 mile of the treatment area 48 hours before the product is applied will allow them to take additional steps to protect their bees. Also, limiting application to times when managed bees and native pollinators are least active, e.g., 2 hours prior

to sunset or when the temperature is below 50°F at the site of application, will minimize risk to bees. The RT<sub>25</sub> for this product is less than or equal to 3 hours.

**Application Method:** Dilute Closer SC in water and apply using suitable hand- or power-operated application equipment (such as portable pump-up, backpack, hydraulic, boom) in a manner to provide complete and uniform plant coverage.

**Application Rate:** Closer SC may be used up to a maximum labeled rate of 2.75 fl oz per 100 gallons, or 5.5 fl oz per acre per application on trees and ornamentals as a general treatment regardless of the target insect pest, do not exceed 4.5 oz per acre if plants are in bloom. Use pest specific rates when a single insect pest or group of insect pests within a rate category is the only intended target.

**Aerial Applications in Nurseries:**

Closer SC may be aerially applied to commercially grown ornamentals only. Aerial or ground applications in production agriculture or directed ground applications to individual plants are permitted. Avoid making aerial applications in immediate proximity of residential, commercial, government, institutional or other structures where people may be present including homes, apartments, offices, churches, schools, and businesses. Refer to **Spray Drift Management** to reduce drift. However, use is limited to directed ground applications when nurseries are located next to urban areas.

**Spray Volume:** Attempt to penetrate dense foliage, but avoid over spraying to the point of excessive runoff. Uniform coverage of both upper and lower leaf surfaces is critical for effective insect control.

**Tank Mix:** Closer SC may be tank mixed with other insect control products if broader spectrum insect control is required. When using tank mixtures, also follow all label directions of the mixing partner(s).

**Phytotoxicity:** Closer SC has been tested alone on a wide variety of herbaceous and woody ornamental plants without phytotoxic symptoms. However, because it is not possible to test all possible tank mix combinations (including adjuvants) and ornamental plant species, varieties, and cultivars, and because environmental factors and varietal and plant stage of growth may affect phytotoxic expression, it is recommended that a small group of test plants be treated at the specified use rate of Closer SC either alone or in tank mix combinations and observed for at least 5 to 7 days to determine phytotoxicity before treating large numbers of those plants. **Important:** The user assumes responsibility for determining if Closer SC is safe to treated plants when applied either alone or in tank mixtures under commercial growing conditions.

**Restrictions – Greenhouses<sup>1</sup>**

<sup>1</sup>A greenhouse is defined as a structure or space enclosed with a nonporous covering inside which plants are produced

- **Minimum Treatment Interval:** Do not make applications less than 7 days apart.
- Regardless of the crop or pest being treated do not apply Closer SC more than 6 times in a 12-month period inside a greenhouse or a structure that can be altered to be closed or open.
- Do not make more than two consecutive applications.
- Do not apply to edible crops (any stage), for use on ornamentals only.
- Do not apply more than a total of 17 fl oz of Closer SC (0.266 lb ai of sulfoxaflor) per acre per crop per year.

**Restrictions – Nurseries<sup>1</sup>:**

<sup>1</sup>A nursery is defined as a facility engaged in the outdoor production of plants.

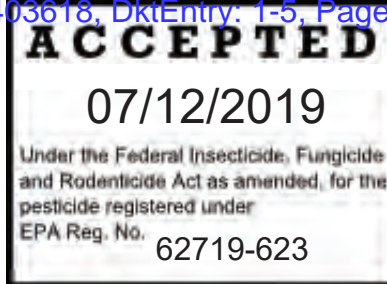
**Minimum Treatment Interval:** Do not make applications less than 14 days apart.

- Do not make more than two consecutive applications.
- Do not make more than four applications per crop per year
- Do not make more than 1 application during bloom. The single application during bloom must not exceed a rate of 4.5 oz (0.070 lb ai per acre of sulfoxaflor).

- 
- Do not apply more than a total of 17 fl oz of Closer SC (0.266 lb ai of sulfoxaflor) per acre per year for crops grown in-ground.
- For crops grown in containers, do not apply more than 17 oz of Closer SC (0.266 oz ai sulfoxaflor) per acre per crop per year.
- Not for residential use.

®™ Trademarks of Dow AgroSciences, DuPont or Pioneer and their affiliated companies or respective owners

R391-042  
EPA accepted \_\_\_/\_\_\_/\_\_\_  
Initial printing



# Supplemental Labeling

**Dow AgroSciences LLC 9330 Zionsville Road Indianapolis, IN 46268-1054 USA**

**Closer® SC**  
EPA Reg. No. 62719-623

This supplemental label expires on July 1, 2022, and must not be used or distributed after this date.

## For control or suppression of mealybugs in Pineapple

### ATTENTION

- It is a violation of Federal law to use this product in a manner inconsistent with its labeling.
- This labeling must be in the possession of the user at the time of application.
- Read the label affixed to the container for Closer® SC insecticide before applying. Carefully follow all precautionary statements and applicable use directions.
- Use of Closer SC according to this labeling is subject to all use precautions and limitations imposed by the label affixed to the container for Closer SC.

### Directions for Use

Refer to product label for Use Precautions, Mixing and Application instructions.

### Pests and Application Rates:

Pests	Closer SC (fl oz/acre)
mealybugs	2.75 – 5.75 (0.043 – 0.090 lb ai/acre)

**Application Rate:** Use a higher rate in the rate range for heavy pest populations.

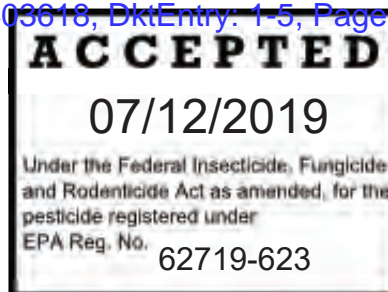
### Restrictions:

- **Preharvest Interval:** Do not apply within 7 days of harvest.
- **Minimum Treatment Interval:** Do not make applications less than 14 days apart.
- Do not make more than two applications per acre per year.
- Do not apply more than a total of 11.5 fl oz of Closer SC (0.180 lb ai of sulfoxaflor) per acre per year.

®™ Trademarks of Dow AgroSciences, DuPont or Pioneer and their affiliated companies or respective owners

R391-005  
EPA accepted \_\_\_/\_\_\_/\_\_\_  
Initial printing





# Supplemental Labeling

Dow AgroSciences LLC

9330 Zionsville Road

Indianapolis, IN 46268-1054 USA

## Closer<sup>®</sup> SC

EPA Reg. No. 62719-623

This supplemental label expires on July 1, 2022, and must not be used or distributed after this date.

**For control or suppression of aphids, leafhoppers, and plant bugs, and suppression of pear psylla and San Jose scale in Pome Fruits (Crop Group 11)<sup>1</sup>**

<sup>1</sup>Pome fruits (crop group 11) including apples, crabapple, loquat, mayhaw, pears, quince

### ATTENTION

- It is a violation of Federal law to use this product in a manner inconsistent with its labeling.
- This labeling must be in the possession of the user at the time of application.
- Read the label affixed to the container for Closer<sup>®</sup> SC insecticide before applying. Carefully follow all precautionary statements and applicable use directions.
- Use of Closer SC according to this labeling is subject to all use precautions and limitations imposed by the label affixed to the container for Closer SC.

### Directions for Use

Refer to product label for Use Precautions, Mixing and Application instructions.

### Pests and Application Rates:

Pests	Closer SC (fl oz/acre)
Aphids (except woolly apple aphid) white apple leafhopper	1.5 – 2.75 (0.023 – 0.043 lb ai/acre)
plant bugs woolly apple aphid	2.75 – 5.75 (0.043 – 0.09 lb ai/acre)
pear psylla (suppression only) San Jose scale (suppression only)	5.75 (0.09 lb ai/acre)

**Application Timing:** Treat in accordance with local economic thresholds. Consult your company representative, cooperative extension service, certified crop advisor or state agricultural experiment station for any additional local use recommendations for your area. Time application for San Jose scale to the crawler stage.

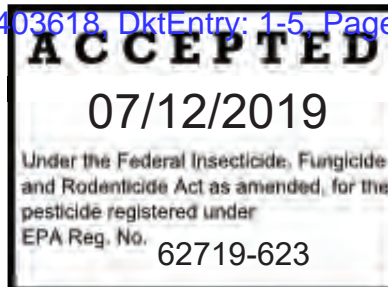
**Application Rate:** Use a higher rate in the rate range for heavy pest populations.

### Restrictions:

- **Preharvest Interval:** Do not apply within 7 days of harvest.
- **Minimum Treatment Interval:** Do not make applications less than 7 days apart.
- Do not make more than four applications per crop.
- Do not make more than two consecutive applications per crop.
- Do not apply more than a total of 17 fl oz of Closer SC (0.266 lb ai of sulfoxaflor) per acre per year.
- Do not apply this product at any time between 3 days prior to bloom and until after petal fall.

<sup>®</sup>Trademarks of Dow AgroSciences, DuPont or Pioneer and their affiliated companies or respective owners

R391-043  
EPA accepted \_\_\_/\_\_\_/\_\_\_  
Initial printing



# Supplemental Labeling

Dow AgroSciences LLC

9330 Zionsville Road

Indianapolis, IN 46268-1054 USA

## Closer<sup>®</sup> SC

EPA Reg. No. 62719-623

This supplemental label expires on July 1, 2022, and must not be used or distributed after this date.

### For control or suppression of aphids, leafhoppers, and whiteflies and in Root and Tuber Vegetables (Crop Groups 1A and 1B)<sup>1</sup>

<sup>1</sup>Root and tuber vegetables (crop group 1) including bitter black salsify, carrot, celeriac, chicory, daikon, edible burdock, garden beet, ginseng, horseradish, oriental radish, parsnip, radish, rutabaga, salsify, skirret, Spanish salsify, sugar beet, turnip, turnip-rooted chervil, turnip-rooted parsley

#### ATTENTION

- It is a violation of Federal law to use this product in a manner inconsistent with its labeling.
- This labeling must be in the possession of the user at the time of application.
- Read the label affixed to the container for Closer<sup>®</sup> SC insecticide before applying. Carefully follow all precautionary statements and applicable use directions.
- Use of Closer SC according to this labeling is subject to all use precautions and limitations imposed by the label affixed to the container for Closer SC.

#### Directions for Use

Refer to product label for Use Precautions, Mixing and Application instructions.

#### Pests and Application Rates:

Pests	Closer SC (fl oz/acre)
aphids	1.5 – 2.75 (0.023 – 0.043 lb ai/acre)
leafhoppers	2.75 – 5.75 (0.043 – 0.09 lb ai/acre)
silverleaf whitefly sweet potato whitefly	4.25 – 5.75 (0.066 – 0.09 lb ai/acre)

**Application Timing:** Treat in accordance with local economic thresholds. Consult your company representative, cooperative extension service, certified crop advisor or state agricultural experiment station for any additional local use recommendations for your area. Two applications may be required for optimum control of whiteflies.

**Application Rate:** Use a higher rate in the rate range for heavy pest populations.

#### Restrictions:

- **Preharvest Interval:** Do not apply within 7 days of harvest.
- **Minimum Treatment Interval:** Do not make applications less than 7 days apart.
- Do not make more than four applications per crop.
- Do not make more than two consecutive applications per crop.
- Do not apply more than a total of 17 fl oz of Closer SC (0.266 lb ai of sulfoxaflor) per acre per year.

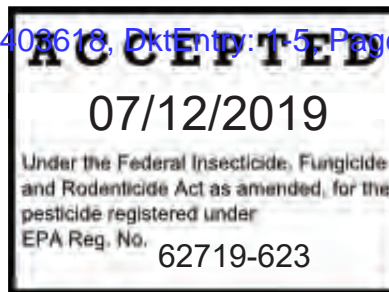
- Do not apply this product at any time between 3 days prior to bloom and until after petal fall.

®Trademark of The Dow Chemical Company ("Dow") or an affiliated company of Dow

R391-044

EPA accepted \_\_\_/\_\_\_/\_\_\_

Initial printing



# Supplemental Labeling

Dow AgroSciences LLC

9330 Zionsville Road

Indianapolis, IN 46268-1054 USA

## Closer<sup>®</sup> SC

EPA Reg. No. 62719-623

This supplemental label expires on July 1, 2022, and must not be used or distributed after this date.

### For control or suppression of aphids, leafhoppers, potato psyllid and whiteflies in Potatoes (Crop Groups 1C and 1D)<sup>1</sup>

<sup>1</sup>Root and tuber vegetables (crop group 1) including arracacha, arrowroot, bitter cassava, chayote (root), Chinese artichoke, chufa, dasheen, edible canna, ginger, Jerusalem artichoke, leren, potato, sweet cassava, sweet potato, tanier, true yam, turmeric, yam, yam bean

#### ATTENTION

- It is a violation of Federal law to use this product in a manner inconsistent with its labeling.
- This labeling must be in the possession of the user at the time of application.
- Read the label affixed to the container for Closer<sup>®</sup> SC insecticide before applying. Carefully follow all precautionary statements and applicable use directions.
- Use of Closer SC according to this labeling is subject to all use precautions and limitations imposed by the label affixed to the container for Closer SC.

#### Directions for Use

Refer to product label for Use Precautions, Mixing and Application instructions.

#### Pests and Application Rates:

Pests	Closer SC (oz/acre)
aphids	1.5 – 2.75 (0.023 – 0.043 lb ai/acre)
leafhoppers	2.75 – 4.5 (0.043 – 0.07 lb ai/acre)
Potato psyllid	4.0 – 4.5 (0.061 – 0.07 lb ai/acre)
silverleaf whitefly sweet potato whitefly	4.5 (0.07 lb ai/acre)

**Application Timing:** Treat in accordance with local economic thresholds. Consult your company representative, cooperative extension service, certified crop advisor or state agricultural experiment station for any additional local use recommendations for your area. Two applications may be required for optimum control of whiteflies.

**Application Rate:** Use a higher rate in the rate range for heavy pest populations.

#### Restrictions:

- **Preharvest Interval:** Do not apply within 7 days of harvest.
- **Minimum Treatment Interval:** Do not make applications less than 14 days apart.

- Do not make more than four applications per crop.
- Do not make more than two consecutive applications per crop.
- Do not apply more than a total of 17 oz of Closer SC (0.266 lb ai of sulfoxaflor) per acre per year.

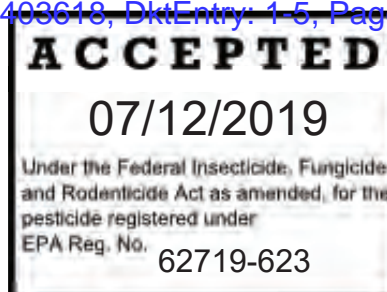
®™ Trademarks of Dow AgroSciences, DuPont or Pioneer and their affiliated companies or respective owners

R391-045

EPA accepted \_\_\_/\_\_\_/\_\_\_

Initial printing

# Supplemental Labeling



Dow AgroSciences LLC

9330 Zionsville Road

Indianapolis, IN 46268-1054 USA

## Closer<sup>®</sup> SC

EPA Reg. No. 62719-623

This supplemental label expires on July 1, 2022, and must not be used or distributed after this date.

**For control or suppression of leafhoppers, mealybugs, and plant bugs and suppression of thrips in Small Fruit Vine Climbing (Except Fuzzy Kiwifruit) (Subgroup 13-07F)<sup>1</sup> and Low Growing Berry (Subgroup 13-07G)<sup>2</sup> (except strawberry)**

<sup>1</sup>Small fruit vine climbing (except fuzzy kiwifruit) (subgroup 13-07F) including amur river grape, gooseberry, grape, hardy kiwifruit, Maypop, schisandra berry, and cultivars, varieties and/or hybrids of these

<sup>2</sup>Low growing berry (subgroup 13-07G) (except strawberry) including bearberry, bilberry, lowbush blueberry, cloudberry, cranberry, lingonberry, muntries, partridgeberry, and cultivars, varieties and/or hybrids of these

### ATTENTION

- It is a violation of Federal law to use this product in a manner inconsistent with its labeling.
- This labeling must be in the possession of the user at the time of application.
- Read the label affixed to the container for Closer<sup>®</sup> SC insecticide before applying. Carefully follow all precautionary statements and applicable use directions.
- Use of Closer SC according to this labeling is subject to all use precautions and limitations imposed by the label affixed to the container for Closer SC.

### Directions for Use

Refer to product label for Use Precautions, Mixing and Application instructions.

### Pests and Application Rates:

Pests	Closer SC (fl oz/acre)
grape leafhopper	2.75 – 5.75
mealybugs	(0.043 – 0.09 lb
plant bugs	ai/acre)
thrips (suppression)	5.75
	(0.09 lb ai/acre)

**Application Timing:** Treat in accordance with local economic thresholds. Consult your company representative, cooperative extension service, certified crop advisor or state agricultural experiment station for any additional local use recommendations for your area.

**Application Rate:** Use a higher rate in the rate range for heavy pest populations.

### Restrictions:

- **Preharvest Interval:**
  - Subgroup 13-07F – Do not apply within 7 days of harvest.
  - Subgroup 13-07G – Do not apply within 1 day of harvest

- **Minimum Treatment Interval:** Do not make applications less than 7 days apart.
- Do not make more than four applications per crop.
- Do not make more than two consecutive applications per crop.
- Do not apply more than a total of 17 fl oz of Closer SC (0.266 lb ai of sulfoxaflor) per acre per year.
- Do not apply this product at any time between 3 days prior to bloom and until after petal fall.

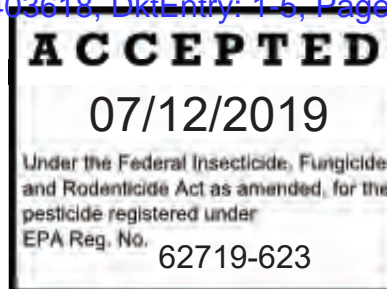
®™ Trademarks of Dow AgroSciences, DuPont or Pioneer and their affiliated companies or respective owners

R391-046

EPA accepted \_\_/\_\_/\_\_

Initial printing





# Supplemental Labeling

Dow AgroSciences LLC

9330 Zionsville Road

Indianapolis, IN 46268-1054 USA

## Closer<sup>®</sup> SC

EPA Reg. No. 62719-623

This supplemental label expires on July 1, 2022, and must not be used or distributed after this date.

### For control or suppression of aphids and suppression of scale and thrips in Stone Fruits (Crop Group 12-12)<sup>1</sup>

<sup>1</sup>Stone fruits (crop group 12-12) including apricot, nectarine, peach, plum, prune, sweet cherry, tart cherry

#### ATTENTION

- It is a violation of Federal law to use this product in a manner inconsistent with its labeling.
- This labeling must be in the possession of the user at the time of application.
- Read the label affixed to the container for Closer<sup>®</sup> SC insecticide before applying. Carefully follow all precautionary statements and applicable use directions.
- Use of Closer SC according to this labeling is subject to all use precautions and limitations imposed by the label affixed to the container for Closer SC.

#### Directions for Use

Refer to product label for Use Precautions, Mixing and Application instructions.

#### Pests and Application Rates:

Pests	Closer SC (fl oz/acre)
aphids	1.5 – 2.75 (0.023 – 0.043 lb ai/acre)
San Jose scale (suppression only) western flower thrips (suppression only)	5.75 (0.09 ai/acre)

**Application Timing:** Treat in accordance with local economic thresholds. Consult your company representative, cooperative extension service, certified crop advisor or state agricultural experiment station for any additional local use recommendations for your area. Time application for San Jose scale to the crawler stage.

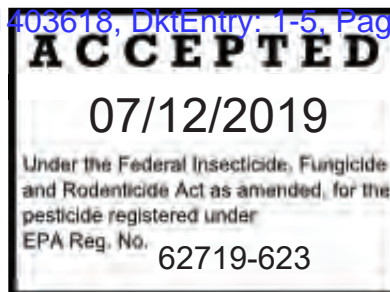
**Application Rate:** Use a higher rate in the rate range for heavy pest populations.

#### Restrictions:

- **Preharvest Interval:** Do not apply within 7 days of harvest.
- **Minimum Treatment Interval:** Do not make applications less than 7 days apart.
- Do not make more than four applications per crop.
- Do not make more than two consecutive applications per crop.
- Do not apply more than a total of 17 fl oz of Closer SC (0.266 lb ai of sulfoxaflor) per acre per year.
- Do not apply this product at any time between 3 days prior to bloom and until after petal fall.

®™ Trademarks of Dow AgroSciences, DuPont or Pioneer and their affiliated companies or respective owners

R391-047  
EPA accepted \_\_/\_\_/\_\_  
Initial printing



# Supplemental Labeling

Dow AgroSciences LLC 9330 Zionsville Road Indianapolis, IN 46268-1054 USA

## Closer® SC

EPA Reg. No. 62719-623

This supplemental label expires on July 1, 2022, and must not be used or distributed after this date.

### For control or suppression of aphids and suppression of stink bugs in Soybean

#### ATTENTION

- It is a violation of Federal law to use this product in a manner inconsistent with its labeling.
- This labeling must be in the possession of the user at the time of application.
- Read the label affixed to the container for Closer® SC insecticide before applying. Carefully follow all precautionary statements and applicable use directions.
- Use of Closer according to this labeling is subject to all use precautions and limitations imposed by the label affixed to the container Closer.

### Directions for Use

Refer to product label for Use Precautions, Mixing and Application instructions.

#### Pests and Application Rates:

Pests	Closer SC (fl oz/acre)
soybean aphid	1.5 – 2.0 (0.023 – 0.031 lb ai/acre)
Suppression only: brown stink bug southern green stink bug	4.5 (0.07 lb ai/acre)

**Application Timing:** Treat in accordance with local economic thresholds. Consult your company representative, cooperative extension service, certified crop advisor or state agricultural experiment station for any additional local use recommendations for your area.

**Application Rate:** Use a higher rate in the rate range for heavy pest populations.

#### Restrictions:

- **Preharvest Interval:** Do not apply within 7 days of seed, forage or hay harvest.
- **Minimum Treatment Interval:** Do not make applications less than 14 days apart.
- Do not make more than four applications per crop.
- Do not make more than two consecutive applications per crop.
- Do not apply more than a total of 17 fl oz of Closer SC (0.266 lb ai of sulfoxaflor) per acre per year.
- No more than two applications may be made to soybean forage.

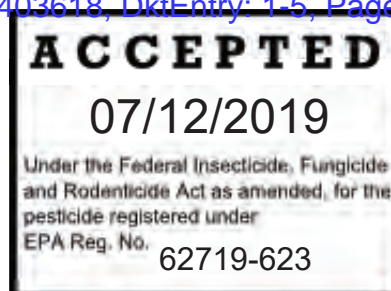
®™ Trademarks of Dow AgroSciences, DuPont or Pioneer and their affiliated companies or respective owners

R391-034

EPA accepted: \_\_/\_\_/\_\_

Initial printing.

# Supplemental Labeling



Dow AgroSciences LLC 9330 Zionsville Road Indianapolis, IN 46268-1054 USA

**Closer<sup>®</sup> SC**

EPA Reg. No. 62719-623

This supplemental label expires on July 1, 2022, and must not be used or distributed after this date.

## For control or suppression of plant bugs and suppression of thrips in Strawberry

### ATTENTION

- It is a violation of Federal law to use this product in a manner inconsistent with its labeling.
- This labeling must be in the possession of the user at the time of application.
- Read the label affixed to the container for Closer<sup>®</sup> SC insecticide before applying. Carefully follow all precautionary statements and applicable use directions.
- Use of Closer according to this labeling is subject to all use precautions and limitations imposed by the label affixed to the container Closer.

### Directions for Use

Refer to product label for Use Precautions, Mixing and Application instructions.

### Pests and Application Rates:

Pests	Closer SC (oz/acre)
plant bugs	2.75 – 4.5 (0.043 – 0.07 lb ai/acre)
thrips (suppression only)	4.5 (0.07 lb ai/acre)

**Advisory Pollinator Statement:** Notifying known beekeepers within 1 mile of the treatment area 48 hours before the product is applied will allow them to take additional steps to protect their bees. Also, limiting application to times when managed bees and native pollinators are least active, e.g., 2 hours prior to sunset or when the temperature is below 50°F at the site of application, will minimize risk to bees. The RT<sub>25</sub> for this product is less than or equal to 3 hours.

**Application Timing:** Treat in accordance with local economic thresholds. Consult your company representative, cooperative extension service, certified crop advisor or state agricultural experiment station for any additional local use recommendations for your area.

**Application Rate:** Use a higher rate in the rate range for heavy pest populations.

### Restrictions:

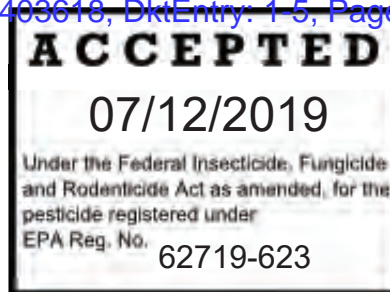
- **Preharvest Interval:** Do not apply within 7 day of harvest.
- **Minimum Treatment Interval:** Do not make applications less than 7 days apart.
- Do not make more than four applications per crop.
- Do not make more than two consecutive applications per crop.
- Do not apply more than a total of 17 oz of Closer SC (0.266 lb ai of sulfoxaflor) per acre per year.

®™ Trademarks of Dow AgroSciences, DuPont or Pioneer and their affiliated companies or respective owners

R391-033

EPA accepted: \_\_/\_\_/\_\_

Initial printing.



# Supplemental Labeling

Dow AgroSciences LLC 9330 Zionsville Road Indianapolis, IN 46268-1054 USA

## Closer® SC

EPA Reg. No. 62719-623

This supplemental label expires on July 1, 2022, and must not be used or distributed after this date.

### For control or suppression of aphids, plant bugs, and suppression of brown stink bug, southern green stink bug, and thrips in Succulent, Edible Podded and Dry Beans<sup>1</sup>

<sup>1</sup>Succulent, edible podded, and dry beans including adzuki bean, asparagus bean, bean, blackeyed pea, broad bean, chickpea, Chinese longbean, cowpea, fava bean, field bean, garbanzo bean, grain lupine, green lima bean, jackbean, kidney bean, lablab bean, lima bean, moth bean, mung bean, navy bean, pinto bean, rice bean, runner bean, snap bean, sweet lupine, sword bean, tepary bean, wax bean, white lupine, white sweet lupine, yardlong bean

#### ATTENTION

- It is a violation of Federal law to use this product in a manner inconsistent with its labeling.
- This labeling must be in the possession of the user at the time of application.
- Read the label affixed to the container for Closer® SC insecticide before applying. Carefully follow all precautionary statements and applicable use directions.
- Use of Closer SC according to this labeling is subject to all use precautions and limitations imposed by the label affixed to the container for Closer SC.

#### Directions for Use

Refer to product label for Use Precautions, Mixing and Application instructions.

#### Pests and Application Rates:

Pests	Closer SC (fl oz/acre)
Aphids	1.5 – 2.0 (0.023 – 0.031 lb ai/acre)
plant bugs	2.75 – 4.5 (0.043 – 0.07 lb ai/acre)
brown stink bug (suppression only) southern green stink bug thrips (suppression only)	4.5 (0.07 lb ai/acre)

**Application Timing:** Treat in accordance with local economic thresholds. Consult your company representative, cooperative extension service, certified crop advisor or state agricultural experiment station for any additional local use recommendations for your area.

**Application Rate:** Use a higher rate in the rate range for heavy pest populations.

#### Restrictions:

- **Preharvest Interval:** Do not apply within 7 days of harvest.
- **Minimum Treatment Interval:** Do not make applications less than 14 days apart.

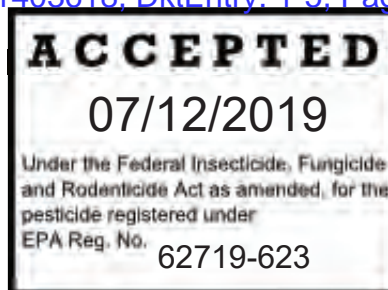
- Do not make more than four applications per crop.
- Do not make more than two consecutive applications per crop.
- Do not apply more than a total of 17 fl oz of Closer SC (0.266 lb ai of sulfoxaflor) per acre per year.

®™ Trademarks of Dow AgroSciences, DuPont or Pioneer and their affiliated companies or respective owners

R391-048  
EPA accepted \_\_\_/\_\_\_/\_\_\_  
Initial printing



# Supplemental Labeling



Dow AgroSciences LLC 9330 Zionsville Road Indianapolis, IN 46268-1054 USA

## Closer<sup>®</sup> SC

EPA Reg. No. 62719-623

This supplemental label expires on July 1, 2022, and must not be used or distributed after this date.

### Tree Nuts (Crop Group 14-12)<sup>1</sup>

<sup>1</sup>Tree nuts (crop group 14) including almonds, cashew, chestnut, filbert (hazelnut), macadamia nut, pecan, pistachio, walnut

#### ATTENTION

- It is a violation of Federal law to use this product in a manner inconsistent with its labeling.
- This labeling must be in the possession of the user at the time of application.
- Read the label affixed to the container for Closer<sup>®</sup> SC insecticide before applying. Carefully follow all precautionary statements and applicable use directions.
- Use of Closer according to this labeling is subject to all use precautions and limitations imposed by the label affixed to the container Closer.

### Directions for Use

Refer to product label for Use Precautions, Mixing and Application instructions.

#### Pests and Application Rates:

Pests	Closer SC (fl oz/acre)
aphids	1.5 – 2.75 (0.023 – 0.045 lb ai/acre)
San Jose scale (suppression only)	5.75 (0.09 lb ai/acre)

**Application Timing:** Treat in accordance with local economic thresholds. Consult your company representative, cooperative extension service, certified crop advisor or state agricultural experiment station for any additional local use recommendations for your area. Time application for San Jose scale to the crawler stage.

**Application Rate:** Use a higher rate in the rate range for heavy pest populations.

#### Restrictions:

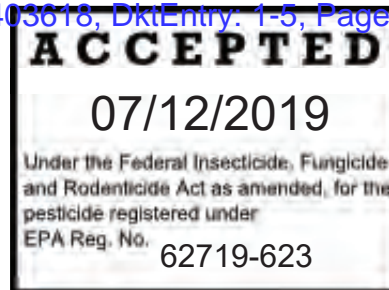
- **Preharvest Interval:** Do not apply within 7 days of harvest.
- **Minimum Treatment Interval:** Do not make applications less than 7 days apart.
- Do not make more than four applications per crop.
- Do not make more than two consecutive applications per crop.
- Do not apply more than a total of 17 fl oz of Closer SC (0.266 lb ai of sulfoxaflor) per acre per year.
- Do not apply this product at any time between 3 days prior to bloom and until after petal fall.

®™ Trademarks of Dow AgroSciences, DuPont or Pioneer and their affiliated companies or respective owners

R391-036

EPA accepted: \_\_/\_\_/\_\_

Initial printing.



# Supplemental Labeling

Dow AgroSciences LLC

9330 Zionsville Road

Indianapolis, IN 46268-1054 USA

## Closer<sup>®</sup> SC

EPA Reg. No. 62719-623

This supplemental label expires on July 1, 2022, and must not be used or distributed after this date.

### For control or suppression of aphids, mealybugs, lacebugs, and scale in Tree Plantations

Conifers, including Christmas trees, and deciduous trees

#### ATTENTION

- It is a violation of Federal law to use this product in a manner inconsistent with its labeling.
- This labeling must be in the possession of the user at the time of application.
- Read the label affixed to the container for Closer<sup>®</sup> SC insecticide before applying. Carefully follow all precautionary statements and applicable use directions.
- Use of Closer SC according to this labeling is subject to all use precautions and limitations imposed by the label affixed to the container for Closer SC.

#### Directions for Use

Refer to product label for Use Precautions, Mixing and Application instructions.

#### Pests and Application Rates:

Pests	Closer SC (fl oz/100 gal)	Closer SC (fl oz/acre)
aphids mealybugs such as: citrus mealybug	1.5-2.25 (44-66 mls)	3-4.5 (0.04-0.070 lb ai/acre)
lacebug pine needle scale (time application to the crawler stage)	2.25 (66 mls)	4.5 (0.070 lb ai/acre)
scale (time application to the crawler stage) such as cottony cushion	2.75 (81 mls)	5.5 (0.086 lb ai/A)

**Advisory Pollinator Statement:** Notifying known beekeepers within 1 mile of the treatment area 48 hours before the product is applied will allow them to take additional steps to protect their bees. Also, limiting application to times when managed bees and native pollinators are least active, e.g., 2 hours prior to sunset or when the temperature is below 50°F at the site of application, will minimize risk to bees. The RT<sub>25</sub> for this product is less than or equal to 3 hours.

**Application Timing:** Time applications to reach larvae when small or just hatching. Time application for scale to the crawler stage. A 14-day re-treatment schedule may be necessary to maintain control. Consult with your Dow AgroSciences representative, state agricultural experiment station, certified pest control advisor, or extension specialist for information on application timing for specific pests in your area.

**Application Rate:** The rate of Closer SC applied per acre will depend upon tree size and severity of infestation. Use a higher rate in the rate range for large trees or heavy infestations. Apply in sufficient

volume to ensure thorough coverage.

**Restrictions:**

- **Minimum Treatment Interval:** Do not make applications less than 14 days apart.
- Do not make more than two consecutive applications.
- Do not make more than four applications per crop per year
- Do not apply during bloom.
- Do not apply more than a total of 17 fl oz of Closer SC (0.266 lb ai of sulfoxaflor) per acre per year.
- Do not apply this product at any time between 3 days prior to bloom and until after petal fall.

®™ Trademarks of Dow AgroSciences, DuPont or Pioneer and their affiliated companies or respective owners

R391-049

EPA accepted \_\_\_/\_\_\_/\_\_\_

Initial printing

# **Exhibit D**

## to Petition for Review



**UNITED STATES ENVIRONMENTAL PROTECTION AGENCY  
WASHINGTON, DC 20460**

**OFFICE OF CHEMICAL SAFETY  
AND POLLUTION PREVENTION**

July 12, 2019

Jamey Thomas, Ph.D.  
Crop Protection Regulatory Leader  
Dow AgroSciences LLC  
9330 Zionsville Rd  
Indianapolis, IN 46268

**Subject:** PRIA Label Amendment – New Uses on: Alfalfa, Cacao, Citrus, Corn, Cotton, Cucurbits, Millet, Oats, Ornamentals (herbaceous and woody, in greenhouses and nurseries), Pineapple, Rye, Sorghum, Soybeans, Strawberries, Teff, Teosinte, and Tree Plantations, in addition to label revisions  
Product Name: Sulfoxaflor Technical  
EPA Registration Number: 62719-631  
Petition Number: 4F8237  
Application Dates: 01/10/2014 & 12/16/2014  
Decision Numbers: 486823; 486818; 498460; 501846

Dear Dr. Thomas:

The application referred to above, submitted under the Federal Insecticide, Fungicide and Rodenticide Act, as amended is acceptable under FIFRA sec 3 (c)(5). You must submit and/or cite all data required for registration/ registration review of your product when the Agency requires all registrants of similar products to submit such data.

A stamped copy of your labeling is enclosed for your records. This labeling supersedes all previously accepted labeling. You must submit one (1) copy of the final printed labeling before you release the product for shipment with the new labeling. In accordance with 40 CFR 152.130(c), you may distribute or sell this product under the previously approved labeling for 18 months from the date of this letter. After 18 months, you may only distribute or sell this product if it bears this new revised labeling or subsequently approved labeling. "To distribute or sell" is defined under FIFRA section 2(gg) and its implementing regulation at 40 CFR 152.3.

Should you wish to add/retain a reference to the company's website on your label, then please be aware that the website becomes labeling under the Federal Insecticide Fungicide and Rodenticide Act and is subject to review by the Agency. If the website is false or misleading, the product would be misbranded and unlawful to sell or distribute under FIFRA section 12(a)(1)(E). 40 CFR 156.10(a)(5) list examples of statements EPA may consider false or misleading. In addition, regardless of whether a website is referenced on your product's label, claims made on the website may not substantially differ from those claims approved through the registration process. Therefore, should the Agency find or if it is brought to our attention that a website contains false

Page 2 of 2

EPA Reg. Nos.: 62719-631

Decision Nos.: 486823, 486818, 498460, 501846

or misleading statements or claims substantially differing from the EPA approved registration, the website will be referred to the EPA's Office of Enforcement and Compliance.

Your release for shipment of the product constitutes acceptance of these conditions. If these conditions are not complied with, the registration will be subject to cancellation in accordance with FIFRA section 6. If you have any questions, please contact Marianne Lewis by phone at (703) 308-8043, or via email at [lewis.marianne@epa.gov](mailto:lewis.marianne@epa.gov).

Sincerely,

A handwritten signature in blue ink that reads "Meredith F. Laws". The signature is written in a cursive, flowing style.

Meredith F. Laws, Chief  
Invertebrate & Vertebrate Branch 3  
Registration Division (7505P)  
Office of Pesticide Programs

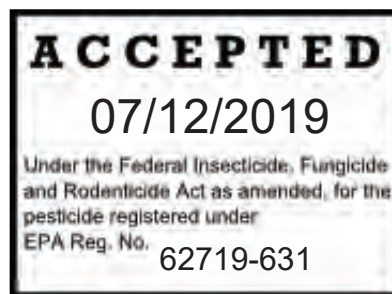
Enclosure

# Sulfoxaflor Technical

## INSECTICIDE

### For Manufacturing Use Only

Active Ingredient:	
sulfoxaflor .....	97.9%
Other Ingredients .....	2.1%
Total .....	100.0%



### Keep Out of Reach of Children

## CAUTION

#### First Aid

**If swallowed:** Call a poison control center or doctor immediately for treatment advice. Have person sip a glass of water if able to swallow. Do not induce vomiting unless told to by a poison control center or doctor. Do not give anything by mouth to an unconscious person.

**If in eyes:** Hold eye open and rinse slowly and gently with water for 15-20 minutes. Remove contact lenses, if present, after the first 5 minutes, then continue rinsing eye. Call a poison control center or doctor for treatment advice.

Have the product container or label with you when calling a poison control center or doctor, or going for treatment. You may contact 1-800-992-5994 for emergency medical treatment information.

---

### Precautionary Statements

---

#### Hazards to Humans and Domestic Animals

**Harmful If Swallowed • Causes Moderate Eye Irritation • Avoid contact with eyes or clothing.**

**Wash thoroughly with soap and water after handling and before eating, drinking, chewing gum, using tobacco or using the toilet.**

#### Environmental Hazards

Do not discharge effluent containing this product into lakes, streams, ponds, estuaries, oceans or other waters unless in accordance with the requirements of a National Pollutant Discharge Elimination System (NPDES) permit and the permitting authority has been notified in writing prior to discharge. Do not discharge effluent containing this product to sewer systems without previously notifying the local sewage treatment plant authority. For guidance contact your State Water Board or Regional Office of the EPA.

---

### Directions for Use

---

It is a violation of Federal law to use this product in a manner inconsistent with its labeling.

This product may only be formulated into manufacturing use insecticide products or end-use insecticide products for the following uses:

1. Terrestrial Food Crops: alfalfa, barley, *Brassica* head and stem vegetables (crop group 5-16), bulb vegetables (crop group 3-07), cacao, canola (rapeseed) (subgroup 20A), citrus (crop group 10), corn (field, sweet, pop, grown for seed), cotton, cucurbit vegetables (crop group 9), fruiting vegetables (crop group 8), leafy greens (subgroup 4-16A), leafy petiole vegetables (subgroup 22B), leaves of root and tuber vegetables (crop group 2), low growing berry (subgroup 13-07G) (except strawberry), millet, oats, okra, pineapple, pome fruits (crop group 11), potatoes (crop group 1C and 1D), root and tuber vegetables (crop groups 1A and 1B), rye, small fruit vine climbing (except fuzzy kiwi fruit)



(subgroup 13-07F), sorghum, soybean, stone fruits (crop group 12-12), strawberry, succulent, edible podded, and dry beans, teff, teosinte, tree nuts (crop group 14-12), triticale, turfgrass, watercress, wheat.

2. Terrestrial Non-Food Crops: Tree Plantations and Sod Farms
3. Greenhouse and Nurseries (Non-Food Crop): Herbaceous and Woody Ornamentals
4. This product may be used to formulate products for specific use(s) not listed on this label if the formulator, user group or grower has complied with U.S. EPA submission requirements regarding the support of such use(s). Consult Dow AgroSciences for instructions for formulation and other information.

**(Storage and Disposal for rigid containers 5 gal or less)**

**Storage and Disposal**

Do not contaminate water, food or feed by storage or disposal.

**Pesticide Storage:** Store in original container only.

**Pesticide Disposal:** Wastes resulting from the use of this product must be disposed of on site or at an approved waste disposal facility.

**Container Handling:** Nonrefillable container. Do not reuse or refill this container.

Triple rinse or pressure rinse container (or equivalent) promptly after emptying. **Triple rinse** as follows: Empty the remaining contents into manufacturing equipment or a mix tank and drain for 10 seconds after the flow begins to drip. Fill the container 1/4 full with water and recap. Shake for 10 seconds. Pour rinsate into manufacturing equipment or a mix tank or store rinsate for later use or disposal. Drain for 10 seconds after the flow begins to drip. Repeat this procedure two more times. Then offer for recycling if available, or puncture and dispose of in a sanitary landfill, or by incineration, or by other procedures allowed by state and local authorities. **Pressure rinse** as follows: Empty the remaining contents into manufacturing equipment or a mix tank and continue to drain for 10 seconds after the flow begins to drip. Hold container upside down over manufacturing equipment or mix tank or collect rinsate for later use or disposal. Insert pressure rinsing nozzle in the side of the container, and rinse at about 40 psi for at least 30 seconds. Drain for 10 seconds after the flow begins to drip. Then offer for recycling if available or puncture and dispose of in a sanitary landfill, or by incineration, or by other procedures allowed by state and local authorities.

**(Storage and Disposal for nonrigid containers any size)**

**Storage and Disposal**

Do not contaminate water, food, or feed by storage or disposal.

**Pesticide Storage:** Store in original container only.

**Pesticide Disposal:** Wastes resulting from the use of this product must be disposed of on site or at an approved waste disposal facility.

**Container Handling:** Nonrefillable container. Do not reuse or refill this container. Completely empty bag into manufacturing equipment. Then offer for recycling if available, or dispose of in a sanitary landfill, or by incineration, or by other procedures allowed by state and local authorities.

**(Storage and Disposal for refillable rigid containers larger than 5 gal)**

**Storage and Disposal**

Do not contaminate water, food or feed by storage or disposal.

**Pesticide Storage:** Store in original container only.

**Pesticide Disposal:** Wastes resulting from the use of this product must be disposed of on site or at an approved waste disposal facility.

**Container Handling:** Refillable container. Refill this container with pesticide only. Do not reuse this container for any other purpose.

Cleaning the container before final disposal is the responsibility of the person disposing of the container. Cleaning before refilling is the responsibility of the refiller. To clean the container before final disposal, empty the remaining contents from this container into manufacturing equipment or a mix tank. Fill the container about 10% full with water and, if possible, spray all sides while adding water. If practical, agitate vigorously or recirculate water with the pump for two minutes. Pour or pump rinsate into manufacturing equipment or rinsate collection system. Repeat this rinsing procedure two more times.

Then offer for recycling if available, or puncture and dispose of in a sanitary landfill, or by incineration, or by other procedures allowed by state and local authorities.

**(Storage and Disposal for nonrefillable rigid containers larger than 5 gal)**

**Storage and Disposal**

Do not contaminate water, food or feed by storage or disposal.

**Pesticide Storage:** Store in original container only.

**Pesticide Disposal:** Wastes resulting from the use of this product must be disposed of on site or at an approved waste disposal facility.

**Container Handling:** Nonrefillable container. Do not reuse or refill this container.

Triple rinse or pressure rinse container (or equivalent) promptly after emptying. **Triple rinse** as follows: Empty the remaining contents into manufacturing equipment or a mix tank. Fill the container 1/4 full with water. Replace and tighten closures. Tip container on its side and roll it back and forth, ensuring at least one complete revolution, for 30 seconds. Stand the container on its end and tip it back and forth several times. Turn the container over onto its other end and tip it back and forth several times. Empty the rinsate into manufacturing equipment or a mix tank or store rinsate for later use or disposal. Repeat this procedure two more times. Then offer for recycling if available, or puncture and dispose of in a sanitary landfill, or by incineration, or by other procedures allowed by state and local authorities. **Pressure rinse** as follows: Empty the remaining contents into manufacturing equipment or a mix tank and continue to drain for 10 seconds after the flow begins to drip. Hold container upside down over manufacturing equipment or mix tank or collect rinsate for later use or disposal. Insert pressure rinsing nozzle in the side of the container, and rinse at about 40 psi for at least 30 seconds. Drain for 10 seconds after the flow begins to drip. Then offer for recycling if available, or puncture and dispose of in a sanitary landfill, or by incineration, or by other procedures allowed by state and local authorities.

**Warranty Limitations and Disclaimer**

Dow AgroSciences warrants that at the time of delivery, the product will conform to its chemical description on the label, that it will pass without objection in the trade under the contract description, that seller will convey good title thereto, and that such product will be delivered free from any lawful security interest, lien or encumbrance.

This is the only warranty made on this product. Dow AgroSciences EXPRESSLY DISCLAIMS ANY IMPLIED WARRANTIES OF MERCHANTABILITY AND FITNESS FOR A PARTICULAR PURPOSE AND, EXCEPT AS SET FORTH IN THE ABOVE PARAGRAPH, ANY OTHER EXPRESS OR IMPLIED WARRANTIES. Buyer acknowledges the use of its own independent skill and expertise in the selection and use of the product and does not rely on any oral or written statements or representations.

In case of emergency endangering health or the environment involving this product, call 1-800-992-5994.

Manufacturing Chemical: Do not ship or store with food, feeds, drugs, or clothing.

EPA Reg. No. 62719-631

EPA Est. \_\_\_\_\_

®™ Trademarks of Dow AgroSciences, DuPont or Pioneer and their affiliated companies or respective owners

**Produced for  
Dow AgroSciences LLC  
9330 Zionsville Road  
Indianapolis, IN 46268**

**NET WEIGHT \_\_\_\_\_**

EPA accepted \_\_/\_\_/\_\_

## CERTIFICATE OF SERVICE

I hereby certify that on August 20, 2019, I electronically filed the foregoing **Petition for Review, Exhibits A through D**, and this **Certificate of Service** with the Clerk of the Court for the United States Court of Appeals for the Ninth Circuit by using the CM/ECF system. I caused to be served one true and correct copy of the foregoing via certified mail on the following persons:

William P. Barr  
U.S. Attorney General  
950 Pennsylvania Avenue, NW  
Washington, DC 20530-0001  
Telephone: (202) 514-2001

David L. Anderson  
United States Attorney for the  
Northern District of California  
c/o Civil Process Clerk  
450 Golden Gate Avenue  
San Francisco, CA 94102

Jeffrey Bossert Clark  
Assistant Attorney General  
Environment & Natural  
Resources Division  
950 Pennsylvania Avenue, NW  
Washington, DC 20530-0001  
Telephone: (202) 514-2701

Andrew Wheeler, Administrator  
U.S. Environmental Protection Agency  
Office of the Administrator  
1200 Pennsylvania Avenue, NW  
Washington, DC 20460  
Telephone (202) 564-4700

Correspondence Control Unit  
Office of General Counsel (2310A)  
U.S. Environmental Protection Agency  
1200 Pennsylvania Avenue, NW  
Washington, DC 20460

s/ Stephanie M. Parent  
Stephanie M. Parent