

Accessing ACRES after Registration


The ACRES system is accessed through the EPA website, and each user is required to have an approved **User ID** and **Password** in order to log in.

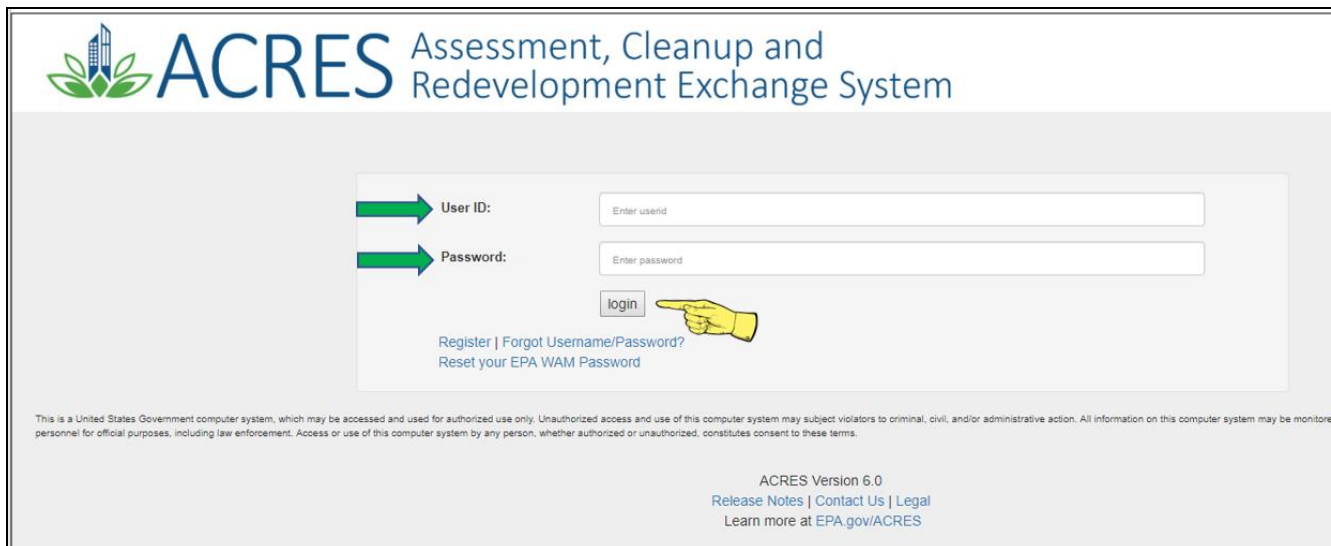


NOTE: If you have not already registered with the EPA and created an ACRES User ID and Password, please see the **ACRES Registration for New Users** Quick Reference Guide.

Logging into ACRES

Follow the process below to access ACRES and log into the system.


1. Open your Internet Browser and enter the following URL: <https://acres6.epa.gov>
 - a. You can add the ACRES URL to your browser Favorites by selecting **CTRL +D** on your keyboard.
 - b. Select or change the **Folder**.
 - c. Select **Done**.
2. Enter your ACRES **User ID** and **Password** that you set during the EPA registration process.
3. Select the  button.



ACRES Assessment, Cleanup and Redevelopment Exchange System

User ID:

Password:



[Register](#) | [Forgot Username/Password?](#)
[Reset your EPA WAM Password](#)

This is a United States Government computer system, which may be accessed and used for authorized use only. Unauthorized access and use of this computer system may subject violators to criminal, civil, and/or administrative action. All information on this computer system may be monitored for official purposes, including law enforcement. Access or use of this computer system by any person, whether authorized or unauthorized, constitutes consent to these terms.

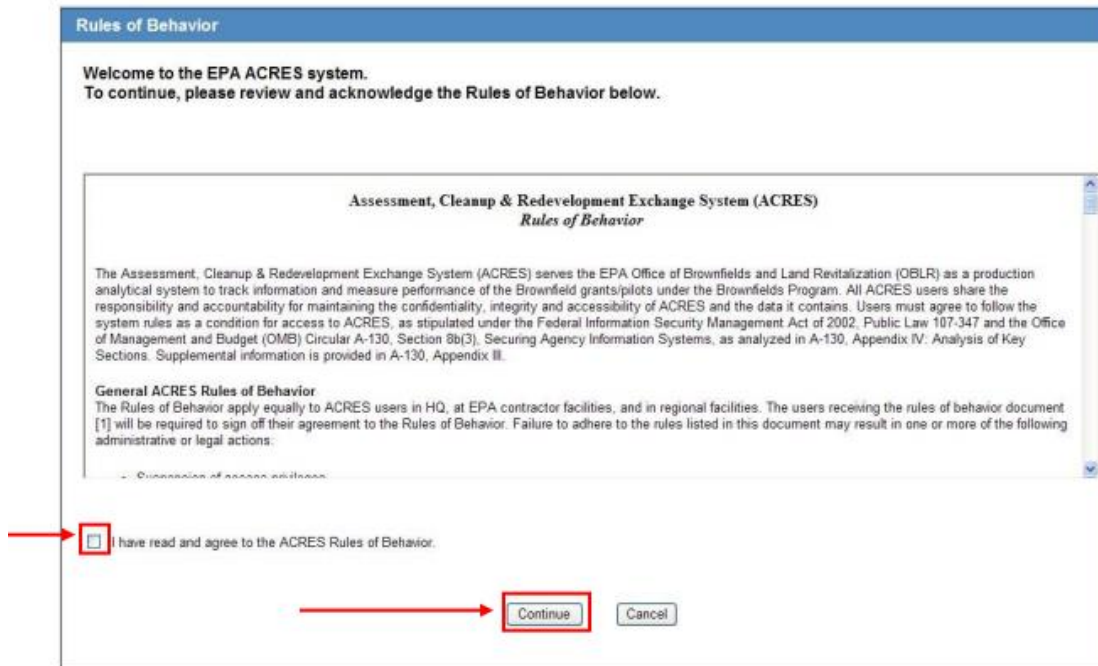
ACRES Version 6.0
[Release Notes](#) | [Contact Us](#) | [Legal](#)
Learn more at EPA.gov/ACRES

First Time Logging into ACRES

If this is your first time logging into ACRES, you will be prompted with two ‘one-time’ actions:

1. The first action is to read and accept the ACRES **Rules of Behavior**.

Once read, select the checkbox to indicate you have read and will comply with the Rules of Behavior for ACRES.



2. The second prompt associates you with a **Cooperative Agreement** number and a **State**.

- o Enter the eight-digit **Cooperative Agreement** (CA) number.
- o Click the arrow to display the dropdown menu, then select the **State** in which the CA is located.
- o Select the Next >> button.

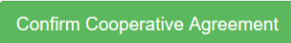




NOTE: When entering your eight-digit CA number, **exclude** the two-letter prefix and any amendment numbers. Each CA number can be used more than once, allowing for multiple users for each CAR organization.

Do NOT include the two-letter prefix or any amendment numbers when entering your eight-digit CA number:

~~28~~ 12345678 ~~01~~

- o The **Confirm Add CA** screen displays.
 - o Verify the CA information selected.
 - o Select the  button.

Confirm Add Cooperative Agreement

Please review the information below and confirm that it is your Cooperative Agreement. If not, you can [Change your Cooperative Agreement](#) or [contact ACRES Help](#) if you need assistance.

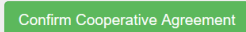
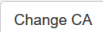
Recipient Name:
Boise Workforce TST

Cooperative Agreement #:
[REDACTED]

State:
Idaho

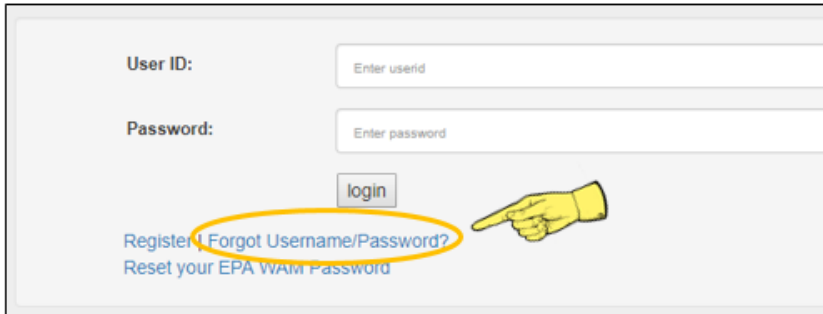
Cooperative Agreement Type:
Job Training

Announcement Date:
[REDACTED]

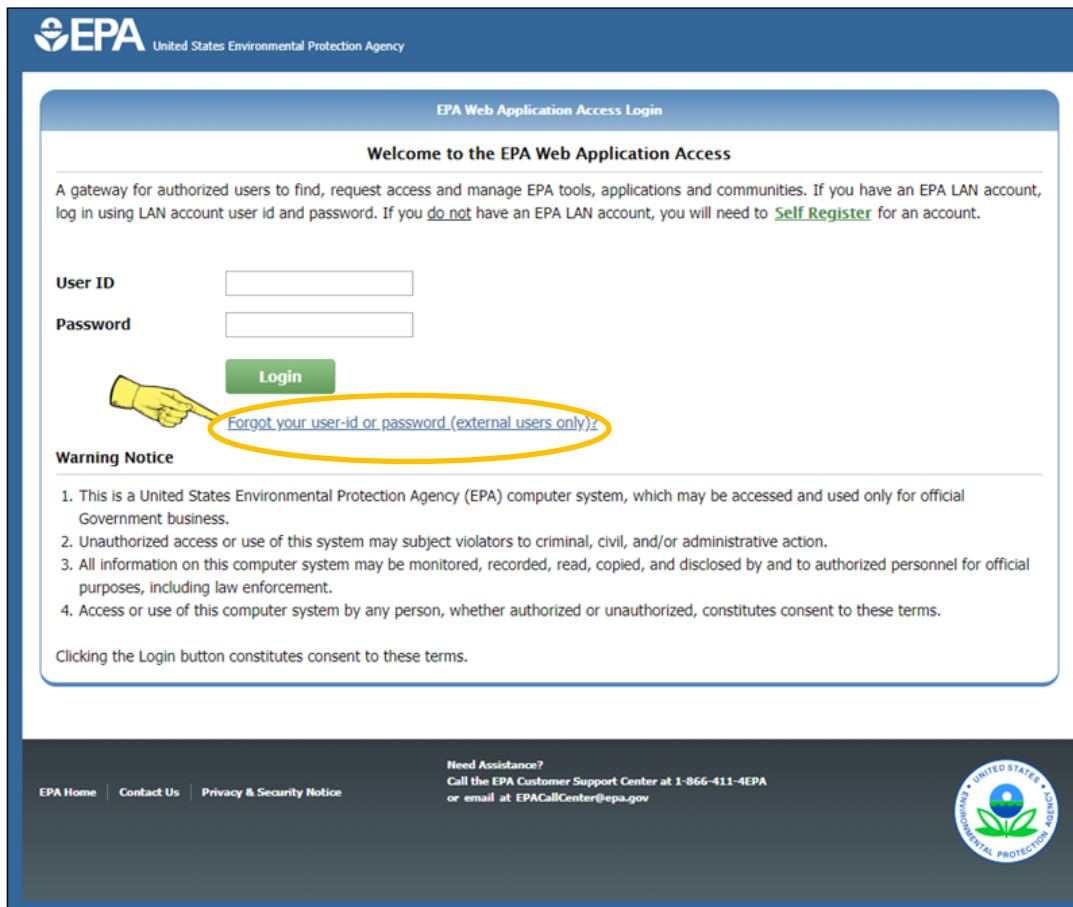
 

Forgot your ACRES Username/Password

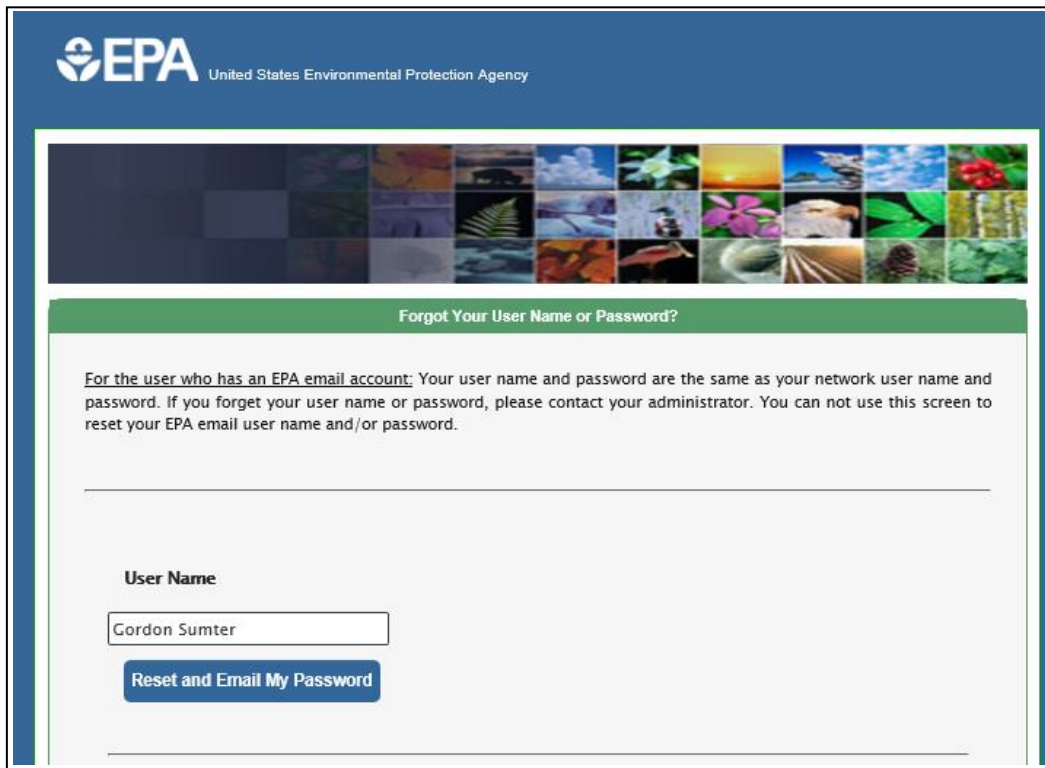
If you need to change or cannot recall your ACRES User ID and/or Password, select the **Forgot Username/Password?** link on the login page.



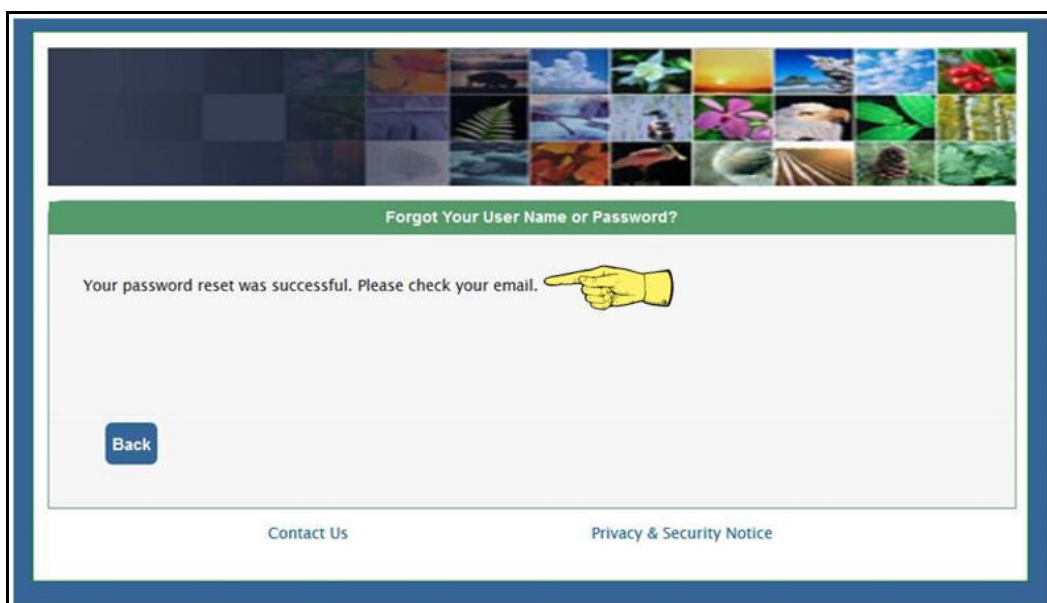
You will be directed to the **EPA Web Application Access Login** screen (below), where you will select the **Forgot your user-id or password (external users only)** link.



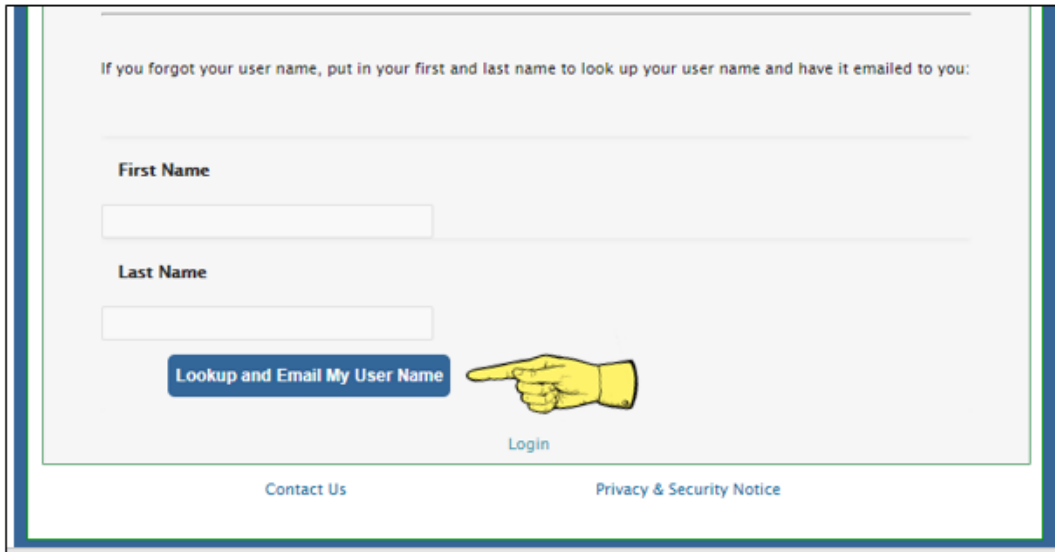
For a **forgotten password**, enter your ACRES **User ID** in the **User Name** field, then select the **Reset and Email My Password** button.



The screen will indicate your password was successfully reset. You will receive an email with a **temporary** password to access ACRES, then be prompted to create a new password.




For a forgotten **User ID/Name**, enter your **First Name** and **Last Name** in the corresponding fields, then select the **Lookup and Email My User Name** button.



If you forgot your user name, put in your first and last name to look up your user name and have it emailed to you:

First Name

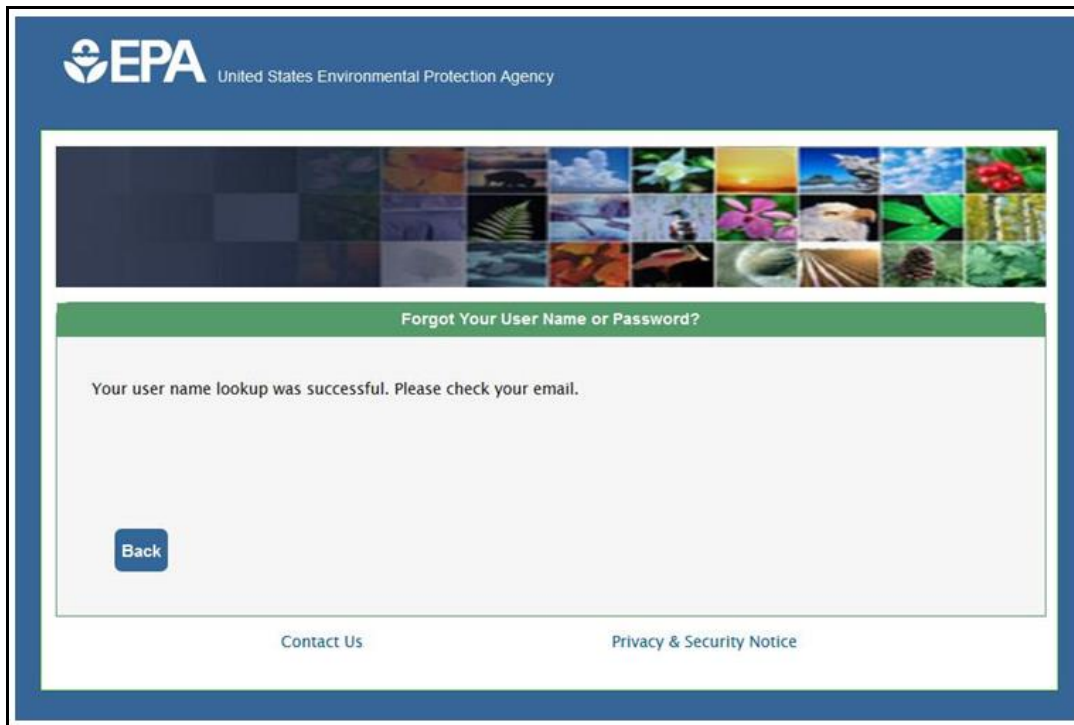
Last Name


Lookup and Email My User Name 


[Login](#)

[Contact Us](#) [Privacy & Security Notice](#)

The screen indicates your password was successfully reset. You will receive an email which will include your current ACRES User ID.



 **EPA** United States Environmental Protection Agency



Forgot Your User Name or Password?

Your user name lookup was successful. Please check your email.

Back

[Contact Us](#) [Privacy & Security Notice](#)

Pop-Up Blockers

If your browser’s ‘**Pop-up blocker**’ settings prevent ACRES from opening when you select the link to access ACRES, follow these steps:

1. Right-click on the yellow message bar or the prompt at the top of the screen that indicates a pop-up has been blocked.
2. Highlight and left-click or select the “**Always Allow Pop-ups from this Site**” option.
3. Click **Retry** on the dialog box to launch the application window.

A Few Important Notes

- o You will be prompted to change your password **every 90 days** in accordance with EPA security policy.
- o Do not attempt to register for ACRES more than once.
- o If you would like to report activities under a CA that differs from the one you registered with the EPA, just log in as usual and add the new CA to your ACRES user profile.
- o If new funding has been added to your CA, but the number has not changed, you can continue reporting accomplishments for the CA.
- o If you need to check to see if you are registered for ACRES (or not), please contact the ACRES Help Desk, by email at **ACRES_Help@epa.gov**, or by phone **(703)-284-8212**.

<u>ACRES Help Desk</u>	
Email	Acres_help@epa.gov
Phone	703-284-8212
Day/Time	Mon – Thurs/ 9am -5pm EST