



EPA Tools and Resources Webinar

FRMs/FEMs and Sensors: Complementary Approaches for Determining Ambient Air Quality

Andrea Clements and Robert Vanderpool
Center for Environmental Measurement and Modeling
US EPA Office of Research and Development

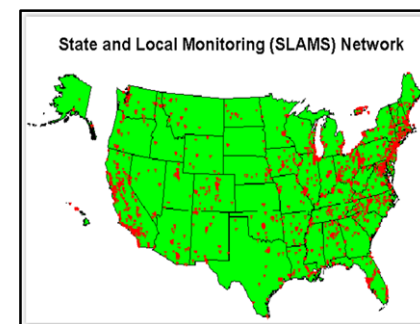
December 18, 2019

Presentation Outline

- Purpose and regulatory requirements for ambient air monitoring
- Federal Reference Methods (FRMs)
- Federal Equivalent Methods (FEMs)
- Performance specifications for regulatory monitoring of criteria pollutants
- Domestic and international impacts of accurate air monitoring methods
- Identification of need for Air Sensors
- Key differences between FRMs/FEMs and Air Sensors
- Definition of Air Sensors
- Design of commercially available Air Sensors
- Performance characteristics of Air Sensors
- Selection criteria of regulatory versus sensor-based air monitors

Background

- Adverse health effects of air pollution exposure have long been recognized.
- World Health Organization (WHO) estimates that approximately 4 million annual deaths occur worldwide due to exposure to ambient air pollution.
- The U.S. Clean Air Act (CAA) requires nationwide monitoring of six “criteria pollutants” (CO, O₃, SO₂, NO₂, Pb and particulate matter) known to pose public health threats.
- EPA’s nationwide pollutant monitoring network represents an important tool for:
 - Assessing the public’s exposure to criteria pollutants.
 - Evaluating the effectiveness of pollutant control strategies



Regulatory Monitors

- CAA specifies the following:
 - Setup and ongoing operation of nationwide air monitoring stations
 - Compliance monitors must be formally designated as either Federal Reference Methods (FRMs) or Federal Equivalent Methods (FEMs)
- Both FRMs and FEMs have very strict measurement performance criteria to ensure that data supports accurate and effective air quality management decisions.
- EPA ORD (RTP, NC) is Congressionally mandated to review new instrument designs and formally designate approved monitors as either FRMs or FEMs.
 - Formal announcement of new instrument designations takes place through *Federal Register* notices



FRM and FEM Samplers and Analyzers

FRMs

- Designed to provide the most fundamentally sound and scientifically defensible concentration measurement
- FRM measurement principles for each criteria pollutant are published in 40 Code of Federal Regulations (CFR) Part 50
- FRMs serve as the basis of comparison upon which to judge other measurement methods



FEMs

- Intended to provide a comparable level of compliance decision making quality as provided by FRMs
- May include newer, innovative technologies to reduce overall operating cost and to achieve multiple monitoring objectives (e.g, real-time reporting for health studies and for issuing timely public health advisories)



FRM & FEM Methods Designation Program

- Actively conducts technical and administrative reviews of new candidate FRMs and FEMs for their approval
- Provides reviews of modification requests to proposed changes in a designated FRM or FEM analyzer's hardware, software, firmware and/or operating procedures
 - Modification request reviews are required to ensure that the analyzer's accurate measurement response is maintained
- Reviews include administrative review of a manufacturer's submitted performance data
 - In some cases, laboratory and/or local field evaluation of candidate instruments is required in order to make confident designation decisions
- During the last 5 years, 116 FRM/FEM designations decisions were formally made



FRM/FEM Methods Designation Program

• Designated Reference and Equivalent Methods


- List of FRMs and FEMS can be found here:

<https://www.epa.gov/amtic/air-monitoring-methods-criteria-pollutants>

- Updated twice a year

• Programmatic challenge

- Application review activity is at a historic high level
- EPA ORD has no control over the number, type or complexity of the applications received at any given time
- Effective management is required to ensure that reviews are conducted within Congressionally mandated deadlines





FRM/FEM Critical Operating Specifications

- Accuracy
- Precision
- Range
- Detection Limit
- Pollutant Specificity
- Freedom from Co-Pollutant Interferences
- Noise
- Drift (short-term and long-term)
- Lag/Rise/Fall (gas analyzers)
- Multi-Site Measurement Performance

The quality of health-based management decisions is *directly proportional to the quality of the pollutant's measurement data.*

Each specification has strict testing requirements and acceptance criteria. A candidate instrument must pass ALL of these tests in order to be approved by EPA.

Manufacturers can successfully design FRM and FEM instruments from the “ground-up” because EPA’s testing requirements, testing procedures, and acceptance criteria are explicitly specified in the regulations.

Overall QA/QC Initiatives

- Instrument manufacturing quality assurance/quality control (QA/QC) (e.g., ISO 9001) to ensure instruments are manufactured according to approved specifications
- Proper siting of FRMs/FEMs to meet regulatory requirements
- Competent instrument setup, calibration, operation, maintenance, and troubleshooting
- Periodic internal and external instrument audits- Performance Evaluation Program (PEP)
- Periodic internal and external audits of analytical laboratories
- Inspection and validation of data prior to final data reporting and usage

In addition to the formal instrument FRM and FEM designation process, there are multiple initiatives to ensure that accurate network data are produced for its intended use.

Impact of Accurate Air Quality Data

- Determine compliance with air quality regulations
- Determine nationwide trends and distribution of air pollution
- Evaluate effectiveness of pollutant control strategies
- Provide data for development/evaluation of numerical air quality models
- Provide exposure data for public health studies
- Enable timely public health advisories
- Provide input to National Ambient Air Quality Standards (NAAQS) reviews and revisions
- Evaluation of alternative technologies (e.g., sensors)
- Inputs for permit applications
- Development of State Implementation Plans (SIPs)

The scope and magnitude of these benefits are directly influenced by the quality of our nationwide pollutant measurements.

There are real and dramatic costs (both financial and health-based) associated with making incorrect decisions based on monitoring data that is of inherently poor quality.

Domestic and International Impact

- EPA ORD's approved FRM/FEM monitoring methods are domestically and internationally recognized as the gold standard of air monitors by Government regulatory programs, instrument manufacturers, air quality researchers, health scientists and the public.
- About 80% of designated FRM/FEM instrument sales are now overseas.
- EPA's designation "stamp of approval" on manufactured air quality instruments is a huge marketing advantage for the instrument manufacturer.
- With worldwide deployment and operation of EPA's FRM/FEM samplers and analyzers, users are ensured that accurate data quality is being obtained to make scientifically defensible public health assessments and effective air quality management decisions.




Role of Sensors

- Goal of the nationwide regulatory monitoring network is to assess the public's exposure to the criteria pollutants and for evaluating the effectiveness of pollutant control strategies
- Many other places and ways in which people want to make air quality measurements
 - **Innovation** is needed in technology to make these measurements possible



Regulatory Monitoring Site



More local measurements and temporary sites



Educational exploration



Mobile measurements carried by individuals




Mobile measurements using vehicles

Key Differences

	Reference Monitors	Low-Cost Sensors
Typical Purchase Cost	\$15,000 to \$40,000 (USD)	\$200 to \$5,000 (USD)
Staff Training	Highly trained technical staff	Little or no training to operate. May need more training to interpret data
Operating Expense	Expensive – shelter, technical staff, maintenance, repair, quality assurance.	May be less expensive – replacement, data streaming, data management.
Siting Location	Fixed Location. (climate controlled building/trailer needed)	More portable. May require weather shielding. Siting can be easier due to lower flow rates but more tricky because of data streaming.
Data Quality	Known and consistent quality in a variety of conditions.	Unknown. Can vary from sensor to sensor, in different weather conditions, and in different pollution environments.
Operating Lifetime	10+ Years (calibrated and operated to maintain accuracy).	Short (1 year) or Unknown (may become less sensitive over time).
Regulatory Monitoring?	Yes	No

Definition of Air Sensor



OEM (Original Equipment Manufacturer) sensors

- “Raw” optical, metal oxide, or electrochemical sensor
- Little to no data processing or interface on the sensor
- Relatively few different OEM types for a given pollutant

Sensor/Sensor System/Sensor Device/Sensor Node (many names)

- One or more OEM sensors integrated into a device with data/power management into some kind of housing
- May be passive or active sampling
- Data generally reported in real-time at high time resolution
- Integrators design for different user needs/applications

OEM Sensors – Particulate Matter (PM)

- **PM sensors currently use optical OEM sensors**
 - Particles scatter light from a laser or LED as they move through the measurement cell
 - Scattered light is measured by a detector and the signal is used to estimate either the volume of an ensemble of particles and/or the number of particles in the air
 - Count estimate is then converted to mass concentration based on mass calibration or a density estimate
- **Humidity influences**
 - Increased humidity causes particles to grow, which increases the volume of the particle (but not the actual mass of the PM)
 - Can cause the mass to be over-estimated



OEM Sensors - Gases

- **Electrochemical sensors**

- Temperature and humidity sensitivity
- Low-power
- Cross-sensitivities







- **Metal oxide sensors**

- Higher power draw due to needing to heat the sensor to 200-500° C to increase sensitivity and response time
- Slow startup due to warming up the sensor
- Low humidity sensitivity
- Cross-sensitivities



Commercially Available Air Sensors



Sensor Data Management

Sensors



Data transmits...

Bluetooth transmission
to user's phone with app

or

Embedded cell modem
(or user adds)

or

No transmission and
data stored to memory
card

Received by...

Manufacturer's
server/cloud

and/or

User's server

And then...

Raw data
immediately
shown to public

or

Raw data are
private access

or

Algorithms adjust
data, then share
or private access

Key Considerations:

- *Where is the data stored?*
- *What volume of data must be managed?*
- *How can the data be accessed?*
- *Who owns the data?*

A lot of variety in data flow and accessibility!

Sensor Data Adjustments

Data adjustments and algorithms take many forms

- Factory “calibration” → Manufacturer “calibration” → Field collocation → Network correction check
- Manufacturer applied data correction → user applied data correction
- Simple linear regression → more complicated data model → machine learning/artificial intelligence (AI)

There is room for debate on what strategies make sense based on application

Table 1. Sensor Data Adjustment Parameters: Defendable and Questionable

defendable parameters	questionable parameters
<ul style="list-style-type: none"> • relative humidity, for which measurement artifact has been established • temperature, for which measurement artifact has been established • other gases for which cross-sensitivity has been established 	<ul style="list-style-type: none"> • wind speed or direction • gases for which no cross-sensitivity is indicated • data from neighboring monitors (reference-grade or sensor) that are not proven as suitable reference point^a
<ul style="list-style-type: none"> • elapsed time since manufactured or deployed, if aging has been demonstrated to cause change in sensor response. • accessory measurements indicating aerosol refractive index, for pm sensors 	<ul style="list-style-type: none"> • local emission information or surrogates for emissions (e.g., traffic patterns, population density) • temporal factors other than elapsed time of use (e.g., time of day, day of week)
<ul style="list-style-type: none"> • autozero data, if equipped to self-zero • monitors in close proximity, if established to have comparable data under specific conditions^a 	<ul style="list-style-type: none"> • atmospheric mixing height • location relative to sources (e.g., proximity to a road)

^aThis is a subject of needed research and likely location-specific, as well as pollutant-specific.

Performance Characteristics

Sensors have varying performance – assessment prior to use is critical and most valuable if evaluated under similar conditions of planned use.

Collocation is the process by which a reference monitor (FRM/FEM) and non-reference monitor (sensor) are operated at the same time and place under real world conditions for a defined evaluation period.

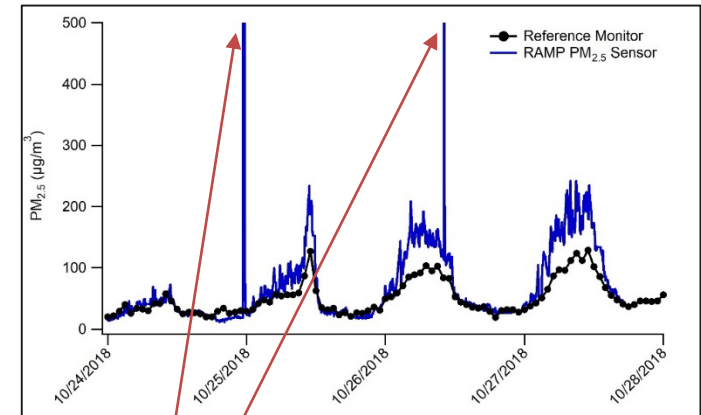
- Sensor performance can be evaluated by comparing the data to that of the FRM/FEM
- Sensor data accuracy can be improved by developing a data adjustment equation
- Collocation periods before and after deployment provide the chance to evaluate sensor drift
 - For long deployments, mid-study collocation is helpful



Performance Characteristics

Environmental related artifacts are common and performance can change over time.

- **Relative humidity** – High humidity may cause PM sensors to overestimate the mass concentration. Gas sensors often show sensitivity.
- **Temperature** – Sensors may show sensitivity.
- **Co-Pollutants** – Sensors may react to other pollutants which can “interfere” with how the sensor responds to the target pollutant.
- **Time** – Drift may be apparent over time. Sensors may become less responsive as they age.
- **Noisy Data** – Spurious data points may or may not be evident. May be related to data logging errors, electronic noise, etc.



Real transient event? Logging error? Sensor issue?

Performance Characteristics

The majority of sensors report little to no diagnostic information nor provide means by which to check operational parameters.

FRM/FEM grade instruments

- Provide diagnostic information such as status indicators, flow rates, internal lamp voltages, etc., which may serve as warning signs of performance deterioration
- Operators can independently validate some parameters and conduct maintenance work to keep the instrument running optimally


FRM/FEM



Sensors

- Rarely have information beyond a timestamp and concentration value
- Usually not designed for validation checks or maintenance

Sensor

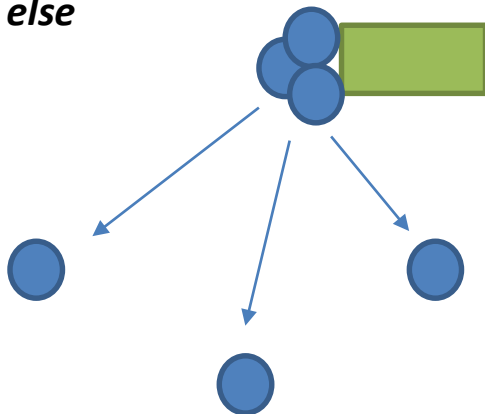


Improving Sensor Performance

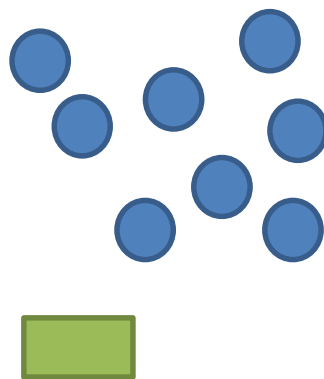
A variety of strategies to overcome sensor performance issues are in development.

1. Data Cleaning
2. Longer time averaging
3. Data adjustment algorithms
4. Network calibration techniques

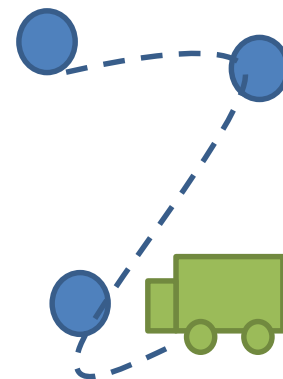
Training approach: Collocate with reference for awhile, then redeploy somewhere else



Network approach: Compare/correct between neighboring sites



Network with mobile reference: Drive-by calibration of network



Method Selection

FRMs/FEMs and sensors provide complementary approaches for measuring ambient air quality.

When selecting a method, start by asking some key questions:

1. Why are you making measurements?
2. What do you want to measure?
3. How will the data be used?
4. What measurement frequency is needed?
5. How long will you need to make measurements?
6. How will you check the data quality?

Method Selection

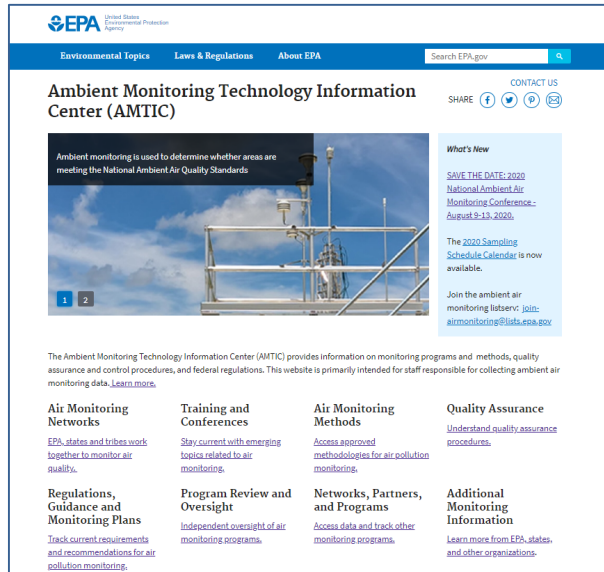
FRMs/FEMs and sensors provide complementary approaches for measuring ambient air quality.



- Measurements for regulatory use
- Data used for compliance decisions
- Need high confidence in the data
- Want established data quality control and assurance methods

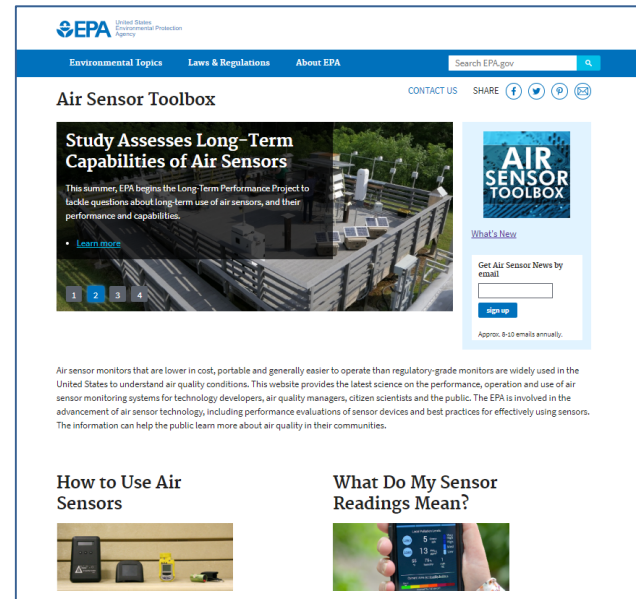


- Measurements for non-regulatory use
- Data used for informational purposes
- Demonstrated accuracy or precision is “good enough” for intended application
- Want data at high time resolution
- Need smaller or more portable devices
- Limited by cost, power, communication needs and/or data handling constraints



The screenshot shows the homepage of the Ambient Monitoring Technology Information Center (AMTIC). The header includes the EPA logo, navigation links for Environmental Topics, Laws & Regulations, and About EPA, and a search bar. The main content area features a large image of an air monitoring station with the text: "Ambient monitoring is used to determine whether areas are meeting the National Ambient Air Quality Standards." Below this, there is a "What's New" section with a link to the "National Ambient Air Monitoring Conference: August 9-13, 2019" and a link to the "2020 Sampling Schedule Calendar". A sidebar on the right contains four categories: "Air Monitoring Networks", "Training and Conferences", "Air Monitoring Methods", and "Quality Assurance", each with a brief description and a "Learn more" link.

Learn more about FRM/FEM instruments and quality assurance and control procedures in the **Ambient Monitoring Technology Information Center (AMTIC):** www.epa.gov/amtic



The screenshot shows the homepage of the Air Sensor Toolbox. The header includes the EPA logo, navigation links for Environmental Topics, Laws & Regulations, and About EPA, and a search bar. The main content area features a large image of an air sensor monitor with the text: "Study Assesses Long-Term Capabilities of Air Sensors". Below this, there is a "What's New" section with a link to "Get Air Sensor News by email" and a "sign up" button. A sidebar on the right contains two categories: "How to Use Air Sensors" and "What Do My Sensor Readings Mean?", each with a small image and a "Learn more" link.

Find guides, resources, performance evaluations and information about ongoing research involving air sensors in the **Air Sensor Toolbox:** www.epa.gov/air-sensor-toolbox



Contacts

Robert (Bob) Vanderpool (FRM/FEM program)

Aerosol Research Engineer

US EPA Office of Research and Development

vanderpool.robert@epa.gov

919-541-7877

Andrea Clements (Air Sensors)

Physical Scientist

US EPA Office of Research and Development

clements.andrea@epa.gov

919-541-1363

Disclaimer: The views expressed in this presentation are those of the author and do not necessarily reflect the views or policies of the US EPA. Mention of trade names or commercial products does not constitute endorsement or recommendation for use.