





Source: Esri, DigitalGlobe, GeoEye, Earthstar Geographics, CNES/Airbus DS, USDA, USGS, AeroGRID, IGN, and the GIS User Community

**Philadelphia Process and Distribution Center
(Former GE Skeats High Power Lab)
7500 Lindbergh Blvd.
Philadelphia, PA 19153
EPA ID: PAD075527804**



-  Former GE Building 20
-  Former GE Building 21
-  ENTIRE FACILITY

