

CONSTRUCTION



SMART SECTORS
A PROGRAM OF U.S. EPA



ECONOMICS



ENVIRONMENTAL
IMPACT



EFFICIENCY

CONSTRUCTION



The construction sector employs approximately 7,494,000 people in the U.S.

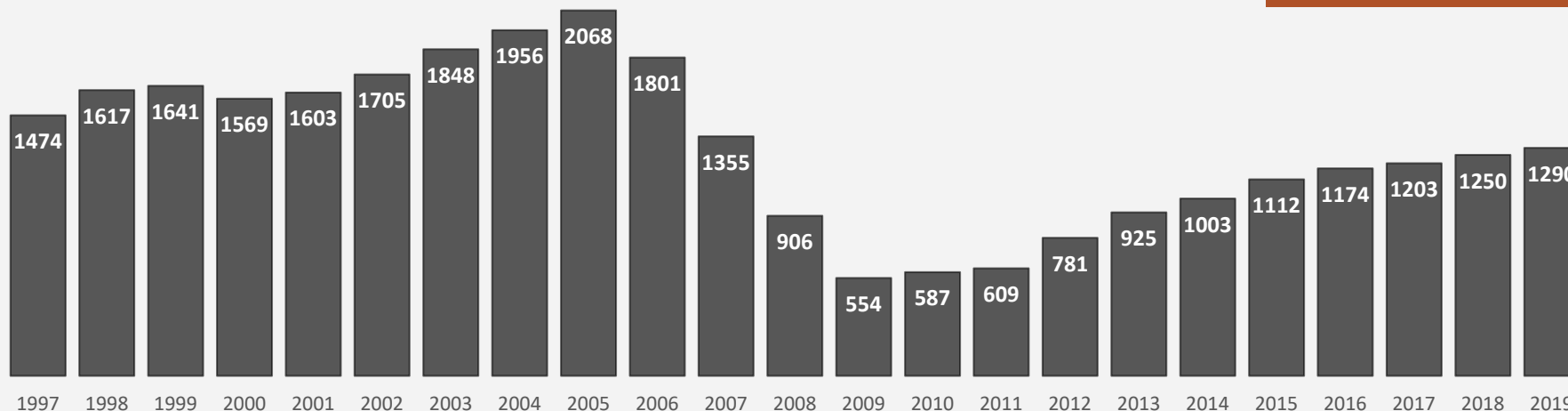
Bureau of Labor Statistics, 2019



CONSTRUCTION



New Home Starts (1,000 homes)



SMART SECTORS
A PROGRAM OF U.S. EPA

The number of new housing starts decreased to 554,000 during the 2008-09 recession, but has since doubled to 1,290,000 homes in 2019.

U.S. Census Bureau, 2020



CONSTRUCTION



Construction Sector Gross Output (\$ billion)



Construction contributed \$1.6 trillion to the U.S. GDP in 2018, growing over 100% since 1998.

Bureau of Economic Analysis, 2018



CONSTRUCTION



The average construction cost of a single-family home in 2019 was \$296,652.

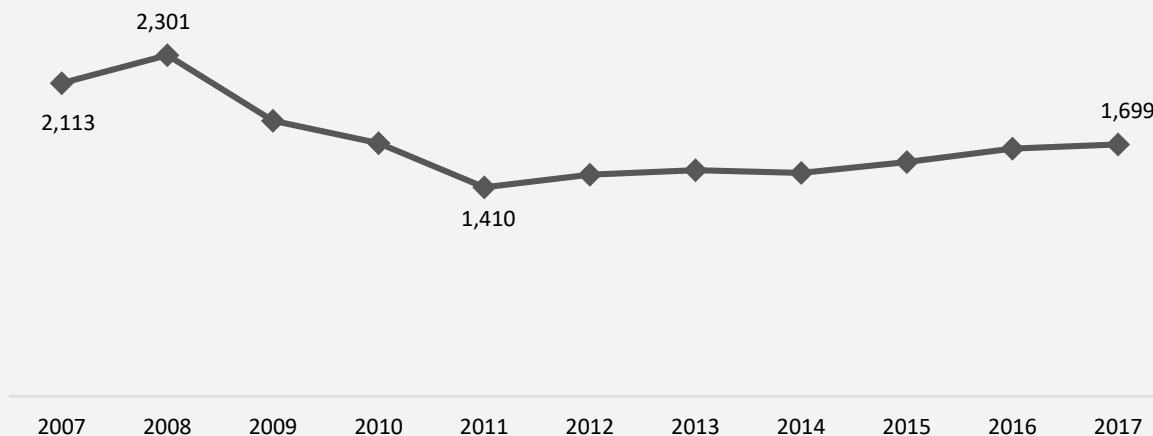
National Association of Home Builders, 2020



CONSTRUCTION



Energy Use (trillion Btu)



SMART SECTORS
A PROGRAM OF U.S. EPA

After declining from a peak of 2.3 quadrillion Btu in 2008 to a low of 1.4 quadrillion Btu in 2011, energy use in construction has increased from 2011 to 2017.

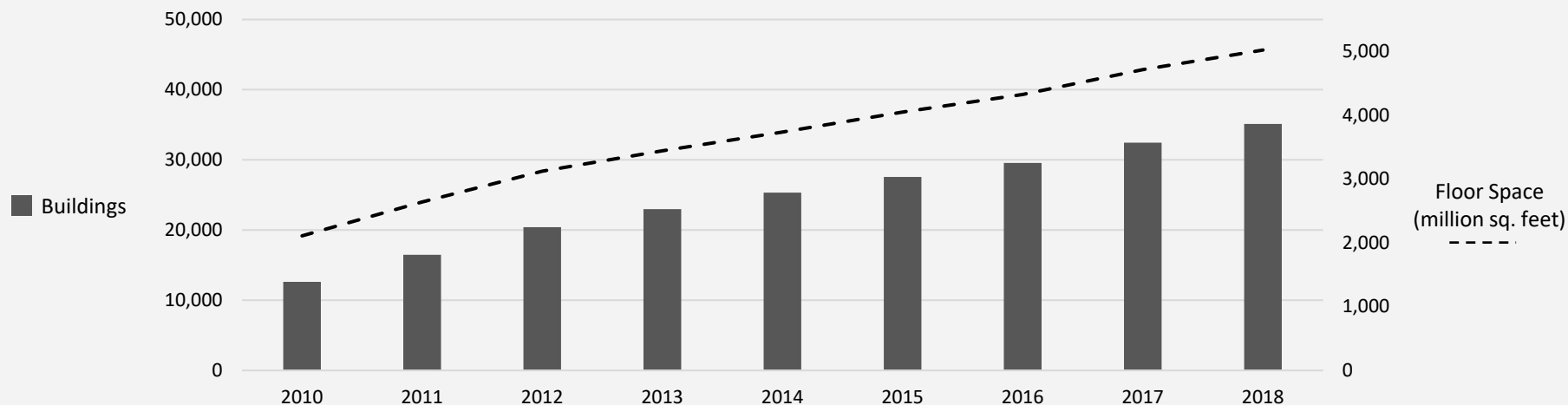
U.S. Energy Information Administration, 2018





ENERGY STAR® Certified Commercial Buildings and Floor Space

SMART SECTORS
A PROGRAM OF U.S. EPA



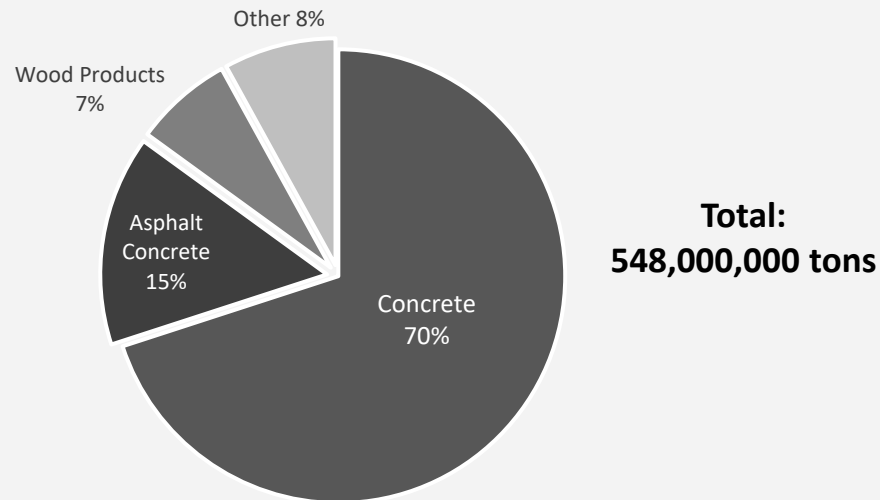
Over 35,000 commercial buildings cumulatively have been ENERGY STAR certified up through the 2018 program year, representing over 5 billion square feet of floor space.

U.S. EPA, ENERGY STAR, 2018





Construction & Demolition Debris



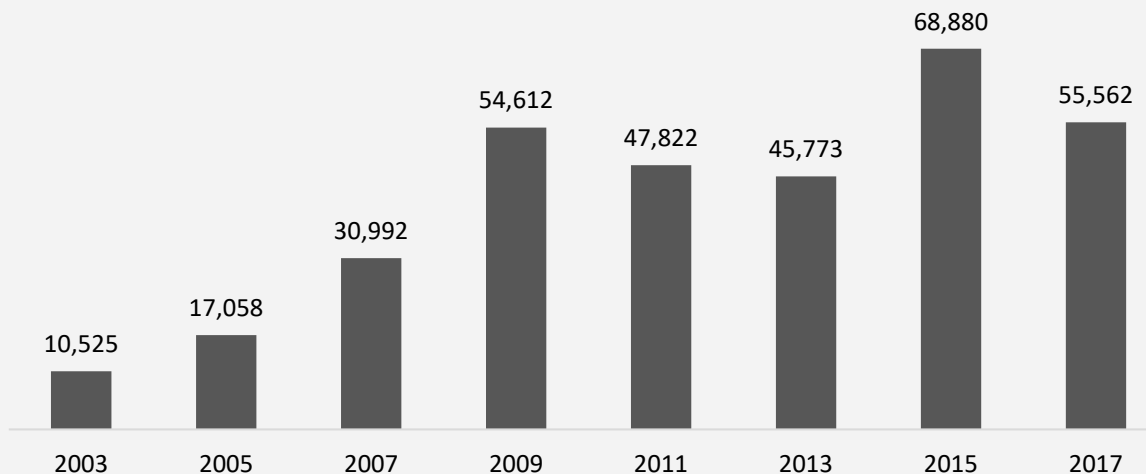
Construction and demolition debris totaled 548.0 million tons in 2015.

U.S. EPA, Advancing Sustainable Materials Management Report, 2018





Hazardous Waste Generation (tons)



SMART SECTORS
A PROGRAM OF U.S. EPA

Hazardous waste generation by the construction sector has increased from 10,525 tons in 2003 to 55,562 tons in 2017.

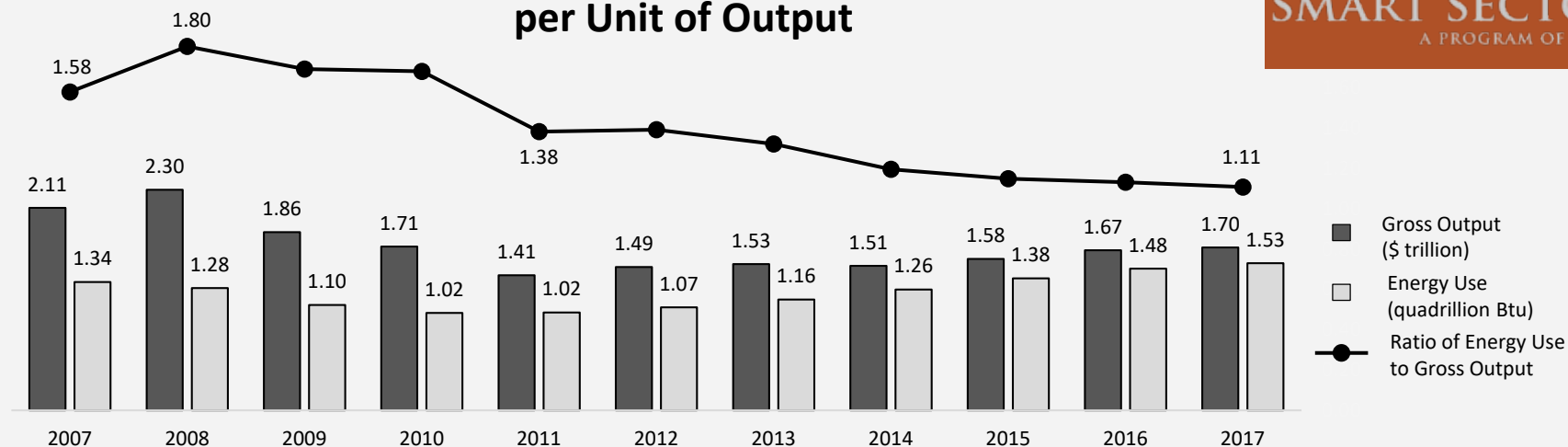
U.S. EPA, RCRA, Biennial Report, 2017



CONSTRUCTION




Construction Sector Energy Consumed per Unit of Output



SMART SECTORS
A PROGRAM OF U.S. EPA

In 2017, the construction sector used 1.7 quadrillion Btu of energy to produce output worth \$1.53 trillion. The ratio of energy used (quadrillion Btu) to gross output (\$ trillion) declined from 1.58 to 1.11 between 2007 and 2017.

Bureau of Economic Analysis 2017; Energy Information Administration Annual Energy Outlook, 2017



CONSTRUCTION




Hazardous Waste per \$ trillion of Output in the Construction Sector



The amount of hazardous waste increased from 10.1 thousand tons per \$ trillion in 2003 to 36.2 thousand tons per \$ trillion in 2017.

Bureau of Economic Analysis 2017; U.S. EPA, RCRA Biennial Report, 2017

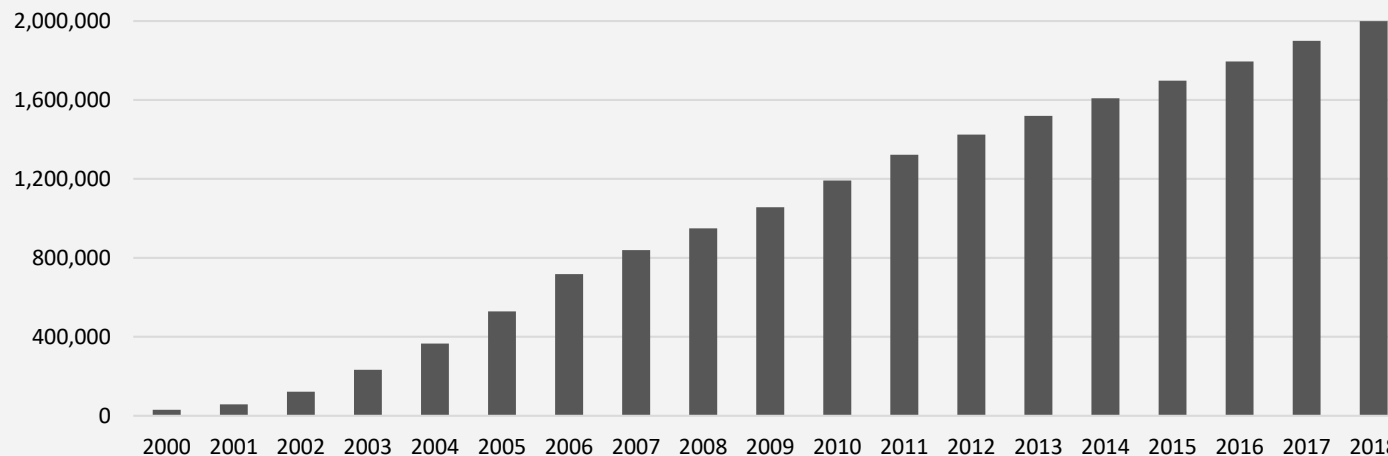


CONSTRUCTION





Cumulative ENERGY STAR® Certified Homes and Apartments

SMART SECTORS
A PROGRAM OF U.S. EPA



Through 2018, nearly 2,000,000 homes and apartments have earned certification through EPA's ENERGY STAR program. ENERGY STAR helps consumers and businesses save money and protect the environment through energy-efficient programs and practices.

U.S. EPA, ENERGY STAR, 2018



CONSTRUCTION



SMART SECTORS
A PROGRAM OF U.S. EPA

The construction sector includes construction of buildings (NAICS 236), heavy and civil engineering (NAICS 237) and specialty trade contractors (NAICS 238). Establishments in this sector are involved in the construction and demolition of residential and industrial and commercial buildings, water and sewer lines, oil and gas pipelines, highways, streets and bridges, and other such facilities.

Heavy and civil engineering further includes work related to construction and maintenance of power and communication lines. Specialty trade contractors include contractors for framing, masonry, glass and glazing, roofing, and other similar work required in the construction sector.

For more information about the EPA Smart Sectors program, visit: epa.gov/smartsectors.

For more information about the construction sector, visit:

- [U.S. EPA ENERGY STAR](#)
- [U.S. EPA Sustainable Materials Management](#)
- [U.S. Bureau of Labor Statistics – Construction Industry: Employment, Earnings, and Hours](#)
- [U.S. Census Bureau, NAICS 236, 237 and 238](#)
- [U.S. Census Bureau – Construction Spending](#)